

New York Mets - 1981

Batter	1	2	3	4	5	6	7	8	9	AB	R	H	RBI	BB	SO	LOB	TOP								
Mookie Wilson, S (1,9) (8,7)	0-0 1-3		0-0 FC4-2		0-3 K		0-0 FC4-6			4	0	0	0	0	1	4									
Frank Taveras, R (1,6)	0-0 1-3		0-0 3-1		0-0 6-3		0-0 1-3			4	0	0	0	0	0	4									
Lee Mazzilli, S OBP: 0.250, SLG: 1.000 (1,8)	0-0 3-1			0-0 HR		0-0 P6		0-3 K		4	1	1	1	0	1	0									
Dave Kingman, R Joel Youngblood, R (1,7) (8,9)		0-3 K		0-3 K		4-0 BB BB		0-0 P4		3	0	0	0	1	2	0									
Rusty Staub, L OBP: 0.500, SLG: 1.333 Mike Jorgensen, L (1,3) (8,3)	0-0 L6		0-0 HR		4-0 BB BB		0-0 4-3			3	1	1	1	1	0	0									
Alex Trevino, R (1,2)	4-0 BB		0-0 F8		0-0 G1-6-3		0-0 4-3			3	0	0	0	1	0	2									
Hubie Brooks, R OBP: 0.250, SLG: 0.250 (1,5)	0-0 4-3		0-0 4-3		0-0 FC4-6 SH2-4 1B		0-0 L8			4	0	1	0	0	0	1									
Doug Flynn, R OBP: 0.667, SLG: 1.333 (1,4)			0-0 SH1-4 FC4-2 2B		0-0 SH1-4 2B		0-0 F6-3			3	0	2	0	0	0	0									
Pat Zachry, R Tom Hausman, R Mike Cabbage, L Neil Allen, R (1,1) (6,1) (7,PH) (7,1)			0-0 SH1-4		0-0 SH1-4		4-0 FC4-6 IBB			0	0	0	0	0	0	0									
Inning Stats	R: 0 E: 0 K: 0 S: 3	H: 0 LOB: 0 BB: 0 P: 3	R: 0 E: 0 K: 1 S: 5	H: 0 LOB: 1 BB: 1 P: 9	R: 0 E: 0 K: 0 S: 4	H: 1 LOB: 1 BB: 0 P: 4	R: 2 E: 0 K: 1 S: 7	H: 2 LOB: 0 BB: 0 P: 7	R: 0 E: 0 K: 1 S: 6	H: 1 LOB: 1 BB: 0 P: 6	R: 0 E: 0 K: 0 S: 2	H: 0 LOB: 1 BB: 2 P: 10	R: 0 E: 0 K: 0 S: 4	H: 1 LOB: 2 BB: 1 P: 8	R: 0 E: 0 K: 1 S: 5	H: 0 LOB: 0 BB: 0 P: 5	R: 0 E: 0 K: 0 S: 3	H: 0 LOB: 0 BB: 0 P: 3	1B: 1 2B: 2 3B: 0 HR: 2	SF: 0 SAC: 3 DP: 1 HBP: 0	WP: 0 PB: 0 SB: 0 CS: 0	PA: 35			
PITCHER	IP WLS BF H R ER SO BB IBB HBP BLK WP HR S P ERA WHIP	IP WLS BF H R ER SO BB IBB HBP BLK WP HR S P ERA WHIP	IP WLS BF H R ER SO BB IBB HBP BLK WP HR S P ERA WHIP	IP WLS BF H R ER SO BB IBB HBP BLK WP HR S P ERA WHIP	IP WLS BF H R ER SO BB IBB HBP BLK WP HR S P ERA WHIP	IP WLS BF H R ER SO BB IBB HBP BLK WP HR S P ERA WHIP	IP WLS BF H R ER SO BB IBB HBP BLK WP HR S P ERA WHIP	IP WLS BF H R ER SO BB IBB HBP BLK WP HR S P ERA WHIP	IP WLS BF H R ER SO BB IBB HBP BLK WP HR S P ERA WHIP	IP WLS BF H R ER SO BB IBB HBP BLK WP HR S P ERA WHIP	IP WLS BF H R ER SO BB IBB HBP BLK WP HR S P ERA WHIP	IP WLS BF H R ER SO BB IBB HBP BLK WP HR S P ERA WHIP	IP WLS BF H R ER SO BB IBB HBP BLK WP HR S P ERA WHIP	IP WLS BF H R ER SO BB IBB HBP BLK WP HR S P ERA WHIP	IP WLS BF H R ER SO BB IBB HBP BLK WP HR S P ERA WHIP	IP WLS BF H R ER SO BB IBB HBP BLK WP HR S P ERA WHIP	IP WLS BF H R ER SO BB IBB HBP BLK WP HR S P ERA WHIP	IP WLS BF H R ER SO BB IBB HBP BLK WP HR S P ERA WHIP	IP WLS BF H R ER SO BB IBB HBP BLK WP HR S P ERA WHIP	IP WLS BF H R ER SO BB IBB HBP BLK WP HR S P ERA WHIP	IP WLS BF H R ER SO BB IBB HBP BLK WP HR S P ERA WHIP	IP WLS BF H R ER SO BB IBB HBP BLK WP HR S P ERA WHIP	IP WLS BF H R ER SO BB IBB HBP BLK WP HR S P ERA WHIP	IP WLS BF H R ER SO BB IBB HBP BLK WP HR S P ERA WHIP	IP WLS BF H R ER SO BB IBB HBP BLK WP HR S P ERA WHIP

New York Mets @ Chicago Cubs
Wrigley Field, Chicago, IL
Thu Apr 09 1981, 3:33 AM CST
Att: 37,030 - Sunny - 58 F

AB	28
R	2
H	5
RBI	2
BB	4
SO	4
LOB	11



Batter	1	2	3	4	5	6	7	8	9	AB	R	H	RBI	BB	SO	LOB	BOTTOM									
Ivan De Jesus, R (1,6)	0-3 K		0-0 F8		0-0 F9		0-0 F4-3			4	0	0	0	0	1	0										
Joe Strain, R OBP: 0.750, SLG: 0.667 (1,4)	0-0 1B		4-0 FC6-4 BB		0-0 1B		0-0 5-3			3	0	2	0	1	0	0										
Bill Buckner, L (1,3)	0-0 F8		0-0 FC6-4		0-0 6-3		0-0 F8			4	0	0	0	0	0	3										
Steve Henderson, R (1,7)	0-0 F4-3			0-0 5-3		4-0 G1-6-3 BB		0-3 K		3	0	0	0	1	1	1										
Leon Durham, L OBP: 0.500, SLG: 0.333 (1,9)		4-0 CS BB		0-0 2B 1B		0-0 G1-6-3		0-0 1-3		3	0	1	0	1	0	1										
Ken Reitz, R OBP: 1.000, SLG: 2.333 (1,5)	0-0 3B		0-0 1-2		0-0 1-3 2B		4-0 PO 1B BB		0-0 F8 2B	3	0	3	0	1	0	0										
Scot Thompson, L OBP: 0.250, SLG: 0.250 (1,8)	0-0 F4-3		0-0 F4-3		0-0 P6		0-0 1-2 1B		0-0 F8	4	0	1	0	0	0	4										
Tim Blackwell, S (1,2)	0-0 F9		0-0 F9		0-0 F4-3		0-0 PO		0-3 K	4	0	0	0	0	2	4										
Rick Reuschel, R Jim Tracy, L Dick Tidrow, R (1,1) (7,PH) (8,1)			0-0 F8		0-0 5-3		0-0 L7			2	0	0	0	0	0	0										
Inning Stats	R: 0 E: 0 K: 1 S: 6	H: 1 LOB: 0 BB: 0 P: 6	R: 0 E: 0 K: 0 S: 3	H: 1 LOB: 1 BB: 1 P: 7	R: 0 E: 0 K: 0 S: 3	H: 0 LOB: 1 BB: 1 P: 7	R: 0 E: 0 K: 0 S: 5	H: 2 LOB: 2 BB: 0 P: 5	R: 0 E: 0 K: 0 S: 4	H: 1 LOB: 1 BB: 0 P: 4	R: 0 E: 0 K: 0 S: 2	H: 1 LOB: 1 BB: 2 P: 10	R: 0 E: 0 K: 1 S: 5	H: 0 LOB: 0 BB: 0 P: 5	R: 0 E: 0 K: 1 S: 5	H: 0 LOB: 0 BB: 0 P: 5	R: 0 E: 0 K: 1 S: 6	H: 1 LOB: 1 BB: 0 P: 6	1B: 4 2B: 2 3B: 1 HR: 0	SF: 0 SAC: 0 DP: 1 HBP: 0	WP: 0 PB: 0 SB: 0 CS: 1	PA: 36				
PITCHER	IP WLS BF H R ER SO BB IBB HBP BLK WP HR S P ERA WHIP	IP WLS BF H R ER SO BB IBB HBP BLK WP HR S P ERA WHIP	IP WLS BF H R ER SO BB IBB HBP BLK WP HR S P ERA WHIP	IP WLS BF H R ER SO BB IBB HBP BLK WP HR S P ERA WHIP	IP WLS BF H R ER SO BB IBB HBP BLK WP HR S P ERA WHIP	IP WLS BF H R ER SO BB IBB HBP BLK WP HR S P ERA WHIP	IP WLS BF H R ER SO BB IBB HBP BLK WP HR S P ERA WHIP	IP WLS BF H R ER SO BB IBB HBP BLK WP HR S P ERA WHIP	IP WLS BF H R ER SO BB IBB HBP BLK WP HR S P ERA WHIP	IP WLS BF H R ER SO BB IBB HBP BLK WP HR S P ERA WHIP	IP WLS BF H R ER SO BB IBB HBP BLK WP HR S P ERA WHIP	IP WLS BF H R ER SO BB IBB HBP BLK WP HR S P ERA WHIP	IP WLS BF H R ER SO BB IBB HBP BLK WP HR S P ERA WHIP	IP WLS BF H R ER SO BB IBB HBP BLK WP HR S P ERA WHIP	IP WLS BF H R ER SO BB IBB HBP BLK WP HR S P ERA WHIP	IP WLS BF H R ER SO BB IBB HBP BLK WP HR S P ERA WHIP	IP WLS BF H R ER SO BB IBB HBP BLK WP HR S P ERA WHIP	IP WLS BF H R ER SO BB IBB HBP BLK WP HR S P ERA WHIP	IP WLS BF H R ER SO BB IBB HBP BLK WP HR S P ERA WHIP	IP WLS BF H R ER SO BB IBB HBP BLK WP HR S P ERA WHIP	IP WLS BF H R ER SO BB IBB HBP BLK WP HR S P ERA WHIP	IP WLS BF H R ER SO BB IBB HBP BLK WP HR S P ERA WHIP	IP WLS BF H R ER SO BB IBB HBP BLK WP HR S P ERA WHIP	IP WLS BF H R ER SO BB IBB HBP BLK WP HR S P ERA WHIP	IP WLS BF H R ER SO BB IBB HBP BLK WP HR S P ERA WHIP	IP WLS BF H R ER SO BB IBB HBP BLK WP HR S P ERA WHIP

New York Mets @ Chicago Cubs
Wrigley Field, Chicago, IL
Thu Apr 09 1981, 3:33 AM CST
Att: 37,030 - Sunny - 58 F

AB	31
R	0
H	7
RBI	0
BB	4
SO	4
LOB	13



Batter	1	2	3	4	5	6	7	8	9	AB	R	H	RBI	BB	SO	LOB	TOP										
Mookie Wilson, S OBP: 0.222, SLG: 0.222	0-0 CS 1B		0-0 1-3		0-0 S 1B			0-0 4-3	0-0 4-3	5	0	2	0	0	0	3											
Frank Taveras, R (1, 6)	0-0 F5 1-2			0-0 B1-3	0-0 F2 1-2			0-0 F7		4	0	0	0	0	0	3											
Lee Mazzilli, S OBP: 0.250, SLG: 0.571	0-0 4-3			0-0 F9	0-3 K			4-0 E BB		3	0	0	0	1	2												
Dave Kingman, R (1, 7)		0-0 6-3		4-0 1B BB		4-0 G6-3 BB		0-0 E4 1-2		2	0	0	0	2	0	1											
Rusty Staub, L OBP: 0.375, SLG: 0.714 Jeff Reardon, R (8, 1)	0-0 4-3			0-0 1B		0-0 G6-3 1-2		0-3 K		4	0	1	0	0	1	3											
Hubie Brooks, R OBP: 0.250, SLG: 0.250	0-0 F9			0-0 F9		0-3 K			0-0 SH1-4 1B	4	0	1	0	0	1	2											
Alex Trevino, R OBP: 0.625, SLG: 0.500			0-0 S 1B		0-0 2B 1B		4-0 G3-6-3 BB		0-0 SH1-4 1B	3	1	3	0	1	0	0											
Doug Flynn, R OBP: 0.500, SLG: 1.000			0-0 F1-3 1-2		0-0 SH2-4 1-H 2B		0-3 K		0-0 SH1-4	3	0	1	1	0	1	2											
Randy Jones, R Mike Cubbage, L (7, PH) Tom Hausman, R (7, 1) Mike Jorgensen, L (8, 3)			0-3 K		0-0 SH2-4 2-3		0-0 G3-6-3 1-2		0-3 K	1	0	0	0	0	1	1											
Inning Stats	R: 0 E: 0 K: 0 S: 3	H: 1 LOB: 0 BB: 0 P: 3	R: 0 E: 0 K: 0 S: 3	H: 0 LOB: 0 BB: 0 P: 3	R: 0 E: 0 K: 1 S: 6	H: 1 LOB: 1 BB: 0 P: 6	R: 0 E: 0 K: 0 S: 4	H: 1 LOB: 2 BB: 1 P: 8	R: 1 E: 0 K: 1 S: 8	H: 3 LOB: 2 BB: 0 P: 8	R: 0 E: 0 K: 1 S: 4	H: 0 LOB: 0 BB: 1 P: 8	R: 0 E: 1 K: 1 S: 6	H: 0 LOB: 2 BB: 1 P: 10	R: 0 E: 0 K: 1 S: 7	H: 2 LOB: 2 BB: 0 P: 7	1B: 7 2B: 1 3B: 0 HR: 0	SF: 0 SAC: 2 DP: 2 HBP: 0	WP: 0 PB: 0 SB: 2 CS: 1	PA: 37							
PITCHER	IP	WLS	BF	H	R	ER	SO	BB	IBB	HBP	BLK	WP	HR	S	P	ERA	WHIP										
Lynn McGlothen, R ERA: 1.8	5.0		22	6	1	1	2	2	0	0	0	0	0	24	32	1.80	1.600										
Bill Caudill, R ERA:	2.2		8	0	0	0	2	2	0	0	0	0	0	10	18	0.00	0.750										
Dick Tidrow, R ERA:	1.1	W	7	2	0	0	2	0	0	0	0	0	0	11	11	0.00	1.500										

New York Mets @ Chicago Cubs
Wrigley Field, Chicago, IL
Sat Apr 11 1981, 3:33 AM CST
Att: 12,114 - Unknown - 53 F

AB	31
R	1
H	8
RBI	1
BB	4
SO	6
LOB	20



Batter	1	2	3	4	5	6	7	8	9	AB	R	H	RBI	BB	SO	LOB	BOTTOM										
Ivan De Jesus, R OBP: 0.375, SLG: 0.375	0-0 E S F4-3 1B		0-0 6-3			0-0 FC2-6 1B		0-0 S 3B 1B		4	2	3	0	0	0	0											
Joe Strain, R OBP: 0.500, SLG: 0.333	0-0 F9		4-0 BB		0-0 FC2-6 F4-6-3 1-2			0-0 L5 1-2		3	0	0	0	1	0	3											
Bill Buckner, L (1, 3)	0-0 F4-3 1-H		0-0 F7			0-0 F4-6-3 1-2		4-0 3B IBB		3	1	0	1	1	0	2											
Steve Henderson, R OBP: 0.625, SLG: 0.833	4-0 BB			0-0 CS 1B		0-0 E5 BLK 1B		0-0 1-H 2-H 3B		3	0	3	2	1	0	0											
Leon Durham, L OBP: 0.375, SLG: 0.167	0-0 F9			0-0 P6 1-2		0-0 F4-3 2-3		4-0 IBB		3	0	0	0	1	0	3											
Ken Reitz, R OBP: 0.500, SLG: 1.000		0-0 F7		0-0 1-3		0-0 6-3		0-0 F4		4	0	0	0	0	0	3											
Scot Thompson, L OBP: 0.286, SLG: 0.167		0-0 F4-3			0-0 G3		4-0 S IBB			2	0	0	0	1	0	0											
Tim Blackwell, S Dick Tidrow, R (8, 1)		0-3 K2-3			0-0 5-3		0-0 6-3 1-2			3	0	0	0	0	1	2											
Lynn McGlothen, L Bill Caudill, R Barry Foote, R (8, 2)			0-0 G3		0-0 F4-3			0-0 F4-3		2	0	0	0	0	0	0											
Inning Stats	R: 1 E: 0 K: 0 S: 4	H: 1 LOB: 1 BB: 1 P: 8	R: 0 E: 0 K: 1 S: 5	H: 0 LOB: 0 BB: 0 P: 5	R: 0 E: 0 K: 0 S: 3	H: 0 LOB: 1 BB: 1 P: 7	R: 0 E: 0 K: 0 S: 3	H: 1 LOB: 0 BB: 0 P: 3	R: 0 E: 0 K: 0 S: 3	H: 1 LOB: 2 BB: 1 P: 8	R: 2 E: 0 K: 0 S: 5	H: 2 LOB: 2 BB: 2 P: 13	R: 0 E: 0 K: 0 S: 5	H: 0 LOB: 0 BB: 0 P: 13	1B: 5 2B: 0 3B: 1 HR: 0	SF: 0 SAC: 0 DP: 1 HBP: 0	WP: 0 PB: 0 SB: 3 CS: 1	PA: 33									
PITCHER	IP	WLS	BF	H	R	ER	SO	BB	IBB	HBP	BLK	WP	HR	S	P	ERA	WHIP										
Randy Jones, L ERA:	6.0		21	3	1	0	1	2	0	0	0	0	0	21	29	0.00	0.833										
Tom Hausman, R ERA: 4.5	1.2	L	8	2	1	1	0	0	1	0	1	0	0	7	11	5.40	1.200										
Jeff Reardon, R ERA: 27.0	0.1		4	1	1	1	0	0	2	0	0	0	0	2	10	27.00	3.000										

New York Mets @ Chicago Cubs
Wrigley Field, Chicago, IL
Sat Apr 11 1981, 3:33 AM CST
Att: 12,114 - Unknown - 53 F

AB	28
R	3
H	6
RBI	3
BB	5
SO	1
LOB	13



Batter	1	2	3	4	5	6	7	8	9	AB	R	H	RBI	BB	SO	LOB	TOP								
Mookie Wilson, S OBP: 0.154, SLG: 0.154 (1, 9)	5-3		K		6-3			L7		4	0	0	0	0	1	0	New York Mets @ Chicago Cubs Wrigley Field, Chicago, IL Sun Apr 12 1981, 3:33 AM CST Att. 7,475 - Unknown - 47 F								
Frank Taveras, R (1, 6)	BB		K			B2		K		3	0	0	0	1	2	0									
Lee Mazzilli, S OBP: 0.333, SLG: 0.444 (1, 8)	P4			1B		L7		S	1B	2	1	0	0	2	0	1									
Dave Kingman, R OBP: 0.500, SLG: 0.143 Jeff Reardon, R Neil Allen, R (1, 7)	BB			P5					WP	2	0	1	1	2	0	1									
Rusty Staub, L OBP: 0.273, SLG: 0.500 Joel Youngblood, R (8, PH) (8, 9)	BB			F8				1B		0	0	0	0	0	0	0									
Hubie Brooks, R OBP: 0.417, SLG: 0.583 (1, 5)		5-3		1B						0	0	0	0	0	0	0									
Alex Trevino, R OBP: 0.417, SLG: 0.300 (1, 2)		5-3		5-3						4	0	0	0	0	0	4									
Doug Flynn, R OBP: 0.444, SLG: 0.778 Mike Cubbage, L Wally Backman, S (1, 4)				F9		F5-3		SF8		3	0	1	0	0	0	0									
Tim Leary, R Pete Falcone, L Mike Jorgensen, L (1, 1)			5-3		K					1	0	0	0	0	0	0									
										2	0	0	0	0	1	1									
										1	0	0	0	0	1	0									
Inning Stats	R: 0 E: 0 K: 0 S: 3	H: 0 LOB: 2 BB: 2 P: 11	R: 0 E: 0 K: 0 S: 3	H: 0 LOB: 0 BB: 0 P: 3	R: 0 E: 0 K: 2 S: 7	H: 0 LOB: 0 BB: 0 P: 7	R: 0 E: 0 K: 0 S: 4	H: 1 LOB: 2 BB: 1 P: 8	R: 0 E: 0 K: 1 S: 5	H: 0 LOB: 0 BB: 0 P: 5	R: 0 E: 0 K: 0 S: 3	H: 0 LOB: 1 BB: 1 P: 7	R: 0 E: 0 K: 0 S: 4	H: 2 LOB: 0 BB: 0 P: 4	R: 1 E: 0 K: 1 S: 6	H: 1 LOB: 1 BB: 1 P: 10	R: 1 E: 0 K: 1 S: 6	H: 1 LOB: 0 BB: 0 P: 6	1B: 4 2B: 0 3B: 1 HR: 0	SF: 1 SAC: 0 DP: 0 HBP: 0	WP: 1 PB: 0 SB: 1 CS: 1	PA: 36			
PITCHER	IP	WLS	BF	H	R	ER	SO	BB	IBB	HBP	BLK	WP	HR	S	P	ERA	WHIP								
Ken Kravec, L ERA: 3.38	5.0		19	1	0	0	3	3	0	0	0	0	0	22	34	0.00	0.800								
Lee Smith, R ERA: 3.38	2.2		12	3	1	1	1	2	0	0	0	0	0	12	20	3.38	1.875								
Doug Capilla, L ERA: 9.0	0.1	L	4	0	0	0	0	0	0	0	0	1	0	1	1	0.00	0.000								
Rawly Eastwick, R ERA: 9.0	1.0	L	4	1	1	1	1	0	0	0	0	0	0	6	6	9.00	1.000								

Batter	1	2	3	4	5	6	7	8	9	AB	R	H	RBI	BB	SO	LOB	BOTTOM								
Ivan De Jesus, R OBP: 0.273, SLG: 0.273 (1, 6)	K		F9			6-3		SH5-4		3	0	0	0	0	1	0	New York Mets @ Chicago Cubs Wrigley Field, Chicago, IL Sun Apr 12 1981, 3:33 AM CST Att. 7,475 - Unknown - 47 F								
Joe Strain, R OBP: 0.455, SLG: 0.333 Jim Tracy, L Rawly Eastwick, R (1, 4)	K			5-3			G3	BB		3	0	1	0	0	1	0									
Bill Buckner, L OBP: 0.167, SLG: 0.091 (1, 3)		6-3		F4-3			G3	F5		4	0	1	0	0	0	3									
Steve Henderson, R OBP: 0.500, SLG: 0.556 (1, 7)			L9		6-3			K		3	0	0	1	1	1	2									
Leon Durham, L OBP: 0.250, SLG: 0.100 (1, 9)			K							4	0	0	0	0	2	5									
Ken Reitz, R OBP: 0.583, SLG: 0.889 (1, 5)										2	0	1	0	2	0	0									
Scot Thompson, L OBP: 0.222, SLG: 0.125 Jerry Morales, R OBP: 0.500, SLG: 0.500 (1, 8)										2	0	0	0	0	0	2									
Tim Blackwell, S Steve Dillard, R (9, PR) (8, 8)										2	0	1	0	0	0	3									
Ken Kravec, L Lee Smith, R Doug Capilla, L Mike Tyson, R Barry Foote, R (1, 1)										3	1	0	0	1	2	1									
										0	0	0	0	0	0	0									
										1	0	0	0	0	1	0									
										1	0	0	0	0	0	0									
										0	0	0	0	1	0	0									
										1	0	0	0	0	1	0									
Inning Stats	R: 0 E: 0 K: 2 S: 7	H: 0 LOB: 0 BB: 0 P: 7	R: 0 E: 0 K: 1 S: 5	H: 0 LOB: 1 BB: 1 P: 9	R: 0 E: 0 K: 2 S: 7	H: 0 LOB: 0 BB: 0 P: 7	R: 0 E: 0 K: 0 S: 3	H: 0 LOB: 0 BB: 0 P: 3	R: 0 E: 0 K: 1 S: 5	H: 1 LOB: 0 BB: 0 P: 5	R: 0 E: 0 K: 2 S: 7	H: 0 LOB: 0 BB: 0 P: 7	R: 0 E: 0 K: 1 S: 7	H: 2 LOB: 3 BB: 1 P: 11	R: 1 E: 0 K: 0 S: 3	H: 0 LOB: 3 BB: 4 P: 19	R: 0 E: 0 K: 0 S: 4	H: 1 LOB: 1 BB: 0 P: 4	1B: 4 2B: 1 3B: 0 HR: 0	SF: 0 SAC: 1 DP: 1 HBP: 0	WP: 1 PB: 0 SB: 0 CS: 0	PA: 36			
PITCHER	IP	WLS	BF	H	R	ER	SO	BB	IBB	HBP	BLK	WP	HR	S	P	ERA	WHIP								
Tim Leary, R ERA: 54.0	2.0		7	0	0	0	3	1	0	0	0	0	0	12	16	0.00	0.500								
Pete Falcone, L ERA: 54.0	5.0		18	3	0	0	6	0	1	0	0	0	0	29	33	0.00	0.600								
Jeff Reardon, R ERA: 54.0	0.0		2	0	1	1	0	2	0	0	0	0	0	0	8	∞	∞								
Neil Allen, R ERA: 54.0	2.0	W	9	1	0	0	0	2	0	0	0	0	0	7	15	0.00	1.500								

AB	30
R	2
H	5
RBI	2
BB	5
SO	5
LOB	12



AB	29
R	1
H	4
RBI	1
BB	6
SO	9
LOB	17



Batter	1	2	3	4	5	6	7	8	9	AB	R	H	RBI	BB	SO	LOB	TOP					
Garry Templeton, S (1, 6) OBP: 0.538, SLG: 1.000	0-3 K		0-0 2B		0-0 1B			4-0 E FC4-6 BB		3	2	2	1	1	1	0	St. Louis Cardinals @ New York Mets Shea Stadium, Flushing, NY Wed Apr 15 1981, 3:33 AM EST Att: 15,205 - Sunny - 45 F					
Ken Oberkfell, L (1, 5) OBP: 0.182, SLG: 0.182	0-0 1B		0-0 F2		0-0 F9			0-0 6-3		4	0	1	0	0	0	3						
Keith Hernandez, L (1, 3) OBP: 0.333, SLG: 0.500	0-3 K		0-0 2B					0-0 E6 FC4-6		4	0	1	1	0	1	2						
George Hendrick, R (1, 9) OBP: 0.333, SLG: 0.200	0-0 5-3		0-0 F4					0-0 FC4-6		3	0	0	1	1	0	2						
Darrell Porter, L (1, 2) OBP: 0.333, SLG: 0.300								0-0 P6		2	0	0	0	2	0	1						
Sixto Lezcano, R (1, 7) OBP: 0.182, SLG: 0.273										4	0	0	0	0	0	3						
Tony Scott, S (1, 8) OBP: 0.182, SLG: 0.545										4	0	0	0	0	3	1						
Tom Herr, S (1, 4)										4	0	0	0	0	1	1						
Silvio Martinez, R (1, 1) OBP: 0.500, SLG: 1.000 (7, PH)										2	1	1	0	0	1	0						
Steve Braun, L (7, PH) OBP: 0.500, SLG: 1.000										1	0	0	0	0	0	0						
Jim Otten, R (7, 1)										0	0	0	0	0	0	0						
Inning Stats	R: 0 E: 0 K: 2 S: 8	H: 1 LOB: 1 BB: 0 P: 8	R: 0 E: 0 K: 2 S: 7	H: 0 LOB: 1 BB: 1 P: 11	R: 2 E: 0 K: 0 S: 5	H: 3 LOB: 0 BB: 0 P: 5	R: 0 E: 0 K: 0 S: 3	H: 0 LOB: 0 BB: 0 P: 3	R: 0 E: 0 K: 1 S: 6	H: 1 LOB: 1 BB: 0 P: 6	R: 0 E: 0 K: 0 S: 2	H: 0 LOB: 0 BB: 2 P: 10	R: 0 E: 0 K: 1 S: 5	H: 0 LOB: 0 BB: 0 P: 5	R: 1 E: 1 K: 0 S: 4	H: 0 LOB: 1 BB: 1 P: 8	R: 0 E: 0 K: 1 S: 5	H: 0 LOB: 0 BB: 0 P: 5	1B: 2 2B: 3 3B: 0 HR: 0	SF: 0 SAC: 0 DP: 1 HBP: 0	WP: 0 PB: 0 SB: 0 CS: 0	PA: 35
PITCHER	IP WLS BF H R ER SO BB IBB HBP BLK WP HR S P ERA WHIP																					
Pat Zachry, R (1, 1) ERA: 1.64	5.1 W 23 5 2 2 5 3 0 0 0 0 0 0 30 42 3.38 1.500																					
Tom Hausman, R (6, 1) ERA: 3.38	0.2 1 0 0 0 0 0 0 0 0 0 0 0 1 1 0.00 0.000																					
Neil Allen, R (7, 1) ERA:	3.0 S 11 0 1 0 2 1 0 0 0 0 0 0 14 18 0.00 0.333																					

Batter	1	2	3	4	5	6	7	8	9	AB	R	H	RBI	BB	SO	LOB	BOTTOM			
Mookie Wilson, S (1, 9) OBP: 0.222, SLG: 0.333 (8, 7)	0-0 5-3							0-0 G3		5	0	2	2	0	0	2	St. Louis Cardinals @ New York Mets Shea Stadium, Flushing, NY Wed Apr 15 1981, 3:33 AM EST Att: 15,205 - Sunny - 45 F			
Frank Taveras, R (1, 6)	0-0 L6							0-0 G3		4	0	0	0	0	0	2				
Lee Mazzilli, S (1, 8) OBP: 0.438, SLG: 0.400	0-0 4-3									1	0	0	0	3	0	0				
Dave Kingman, R (1, 7) OBP: 0.438, SLG: 0.100										3	0	0	0	1	2	3				
Mike Jorgensen, L (8, 3)										0	0	0	0	0	0	0				
Rusty Staub, L (1, 3) OBP: 0.400, SLG: 0.500 (7, PR)										2	1	1	0	2	0	1				
Joel Youngblood, R (8, 9)										0	0	0	0	0	0	0				
Hubie Brooks, R (1, 5) OBP: 0.313, SLG: 0.438										4	1	0	0	0	2	8				
Alex Trevino, R (1, 2) OBP: 0.375, SLG: 0.231										3	1	0	0	1	0	4				
Doug Flynn, R (1, 4) OBP: 0.462, SLG: 0.692										4	2	2	2	0	1	1				
Pat Zachry, R (1, 1)										0	0	0	0	1	0	0				
Tom Hausman, R (6, 1)										0	0	0	0	0	0	0				
Mike Cabbage, L (6, PH)										1	0	0	0	0	1	1				
Neil Allen, R (7, 1)										0	0	0	0	0	0	0				
Inning Stats	R: 0 E: 0 K: 0 S: 3	H: 0 LOB: 0 BB: 0 P: 3	R: 4 E: 2 K: 0 S: 7	H: 3 LOB: 1 BB: 1 P: 11	R: 0 E: 0 K: 2 S: 7	H: 0 LOB: 2 BB: 2 P: 15	R: 0 E: 0 K: 0 S: 2	H: 0 LOB: 0 BB: 1 P: 6	R: 0 E: 0 K: 0 S: 3	H: 0 LOB: 2 BB: 2 P: 11	R: 1 E: 1 K: 1 S: 7	H: 2 LOB: 1 BB: 0 P: 7	R: 0 E: 1 K: 2 S: 7	H: 0 LOB: 2 BB: 1 P: 11	R: 0 E: 0 K: 1 S: 5	H: 0 LOB: 1 BB: 1 P: 9	1B: 4 2B: 1 3B: 1 HR: 0	SF: 0 SAC: 2 DP: 2 HBP: 0	WP: 0 PB: 0 SB: 1 CS: 0	PA: 37
PITCHER	IP WLS BF H R ER SO BB IBB HBP BLK WP HR S P ERA WHIP																			
Silvio Martinez, R (1, 1) ERA: 1.5	6.0 L 29 5 5 1 3 5 5 1 0 0 0 0 29 53 1.50 1.667																			
Jim Otten, R (7, 1) ERA:	2.0 8 0 0 0 3 2 0 0 0 0 0 0 12 20 0.00 1.000																			

Batter	1	2	3	4	5	6	7	8	9	AB	R	H	RBI	BB	SO	LOB	TOP			
Garry Templeton, S OBP: 0.389, SLG: 0.706	K	F6		F8		K		F8		5	0	0	0	0	2	6				
Ken Oberkfell, L OBP: 0.186, SLG: 0.133	L7		F7		HR		6-3		F4-3	4	1	0	0	1	0	0				
Keith Hernandez, L OBP: 0.412, SLG: 0.706			F4-3		HR		F8			5	2	3	2	0	0	0				
George Hendrick, R OBP: 0.353, SLG: 0.429	F8		K		K		BB		HR	4	1	1	2	1	2	1				
Darrell Porter, L OBP: 0.412, SLG: 0.538		L9		HR	S		BB		K	3	1	1	1	2	1	0				
Sixto Lezcano, R OBP: 0.188, SLG: 0.375		E6		FC4-2	1-3		F8		5-3	5	0	1	0	0	0	3				
Tony Scott, S OBP: 0.267, SLG: 0.600			FC4-2	SH1-4	F7					4	0	2	0	0	0	2				
Tom Herr, S OBP: 0.200, SLG: 0.154				SH1-4		K				3	0	2	0	1	1	0				
Andy Rincon, R Bruce Sutter, R	K			SH1-4		K		P1		2	0	0	0	0	2	3				
				1-2	2-3					1	0	0	0	0	0	1				
Inning Stats	R: 0 E: 0 K: 1 S: 6	H: 1 LOB: 1 BB: 0 P: 6	R: 0 E: 1 K: 1 S: 8	H: 2 LOB: 3 BB: 0 P: 8	R: 0 E: 0 K: 1 S: 5	H: 0 LOB: 0 BB: 0 P: 5	R: 1 E: 0 K: 0 S: 6	H: 3 LOB: 2 BB: 0 P: 6	R: 2 E: 0 K: 3 S: 9	H: 1 LOB: 1 BB: 2 P: 14	R: 0 E: 0 K: 0 S: 3	H: 0 LOB: 2 BB: 2 P: 11	R: 0 E: 0 K: 0 S: 3	H: 1 LOB: 1 BB: 1 P: 7	R: 2 E: 0 K: 1 S: 7	H: 2 LOB: 0 BB: 0 P: 7	1B: 5 2B: 1 3B: 1 HR: 3	SF: 0 SAC: 1 DP: 0 HBP: 0	WP: 0 PB: 0 SB: 1 CS: 1	PA: 42
PITCHER	IP	WLS	BF	H	R	ER	SO	BB	IBB	HBP	BLK	WP	HR	S	P	ERA	WHIP			
Mike Scott, R ERA: 5.4	5.0	L	25	7	3	3	4	2	0	0	0	0	2	31	39	5.40	1.800			
Pete Falcone, L ERA:	2.0		8	0	0	0	3	2	0	0	0	0	0	12	20	0.00	1.000			
Jeff Reardon, R ERA: 15.43	2.0		9	3	2	2	1	1	0	0	0	0	1	10	14	9.00	2.000			

St. Louis Cardinals @ New York Mets
Shea Stadium, Flushing, NY
Thu Apr 16 1981, 3:33 AM EST
Att: 10,921 - Sunny - 59 F

AB	36
R	5
H	10
RBI	5
BB	5
SO	8
LOB	16



Batter	1	2	3	4	5	6	7	8	9	AB	R	H	RBI	BB	SO	LOB	BOTTOM			
Mookie Wilson, S OBP: 0.182, SLG: 0.273	4-3		G4-3-6		L5		K2-3			4	0	0	0	0	1	4				
Frank Taveras, R OBP: 0.100, SLG: 0.053	E4		K		4-3			FC1-6		4	1	1	0	0	1	2				
Lee Mazzilli, S OBP: 0.350, SLG: 0.286	6-3				4-3		G3	FC1-6		4	0	0	0	0	0	2				
Dave Kingman, R OBP: 0.500, SLG: 0.385					HBP		F8	P3		3	0	2	1	0	0	1				
Rusty Staub, L OBP: 0.316, SLG: 0.375	4-3				F9		F8	F8		4	0	0	0	0	0	4				
Hubie Brooks, R OBP: 0.250, SLG: 0.350			K		L9		L7		L4	4	0	0	0	0	1	2				
Alex Trevino, R OBP: 0.350, SLG: 0.235					F8		P5		6-3	4	0	1	0	0	0	0				
Doug Flynn, R OBP: 0.471, SLG: 0.706					F6-3		BB		K	4	0	2	0	0	1	1				
Mike Scott, R OBP: 1.000, SLG: 1.000										1	0	1	0	0	0	0				
Mike Cabbage, L (5, PH)										0	0	0	0	1	0	0				
Pete Falcone, L (6, PH)										0	0	0	0	0	0	0				
Mike Jorgensen, L (7, PH)										1	0	0	0	0	1	0				
Jeff Reardon, R (8, PH)										0	0	0	0	0	0	1				
Inning Stats	R: 1 E: 1 K: 0 S: 5	H: 1 LOB: 1 BB: 0 P: 5	R: 0 E: 0 K: 1 S: 5	H: 1 LOB: 0 BB: 0 P: 5	R: 0 E: 0 K: 0 S: 3	H: 0 LOB: 1 BB: 0 P: 4	R: 0 E: 0 K: 0 S: 4	H: 1 LOB: 1 BB: 1 P: 8	R: 0 E: 0 K: 0 S: 4	H: 1 LOB: 1 BB: 0 P: 4	R: 0 E: 0 K: 0 S: 4	H: 1 LOB: 1 BB: 0 P: 4	R: 0 E: 0 K: 1 S: 5	H: 0 LOB: 0 BB: 0 P: 5	1B: 4 2B: 3 3B: 0 HR: 0	SF: 0 SAC: 0 DP: 2 HBP: 1	WP: 0 PB: 0 SB: 1 CS: 0	PA: 35		
PITCHER	IP	WLS	BF	H	R	ER	SO	BB	IBB	HBP	BLK	WP	HR	S	P	ERA	WHIP			
Andy Rincon, R ERA:	6.1	W	26	6	1	0	2	1	0	1	0	0	0	13	33	0.00	1.105			
Bruce Sutter, R ERA:	2.2	S	9	1	0	0	2	0	0	0	0	0	0	13	13	0.00	0.375			

St. Louis Cardinals @ New York Mets
Shea Stadium, Flushing, NY
Thu Apr 16 1981, 3:33 AM EST
Att: 10,921 - Sunny - 59 F

AB	33
R	1
H	7
RBI	1
BB	1
SO	4
LOB	17



Batter	1	2	3	4	5	6	7	8	9	AB	R	H	RBI	BB	SO	LOB	TOP				
Tim Raines, S OBP: 0.500, SLG: 0.478 (1, 7)	L3		K				F4-3		F8	5	0	1	0	0	1	3					
Rodney Scott, S OBP: 0.187, SLG: 0.048 (1, 4)	K			1-3		K		F8		4	0	0	0	0	2	2					
Andre Dawson, R OBP: 0.577, SLG: 0.864 (1, 8)	P6			S 1B		E 1B		HR		4	2	3	2	0	0	0					
Ellis Valentine, R OBP: 0.115, SLG: 0.083 (1, 9)		5-3		F8		P6		G3		0	0	0	0	0	0	0					
Gary Carter, R OBP: 0.462, SLG: 0.522 (1, 2)	5-3			CS 1B		5-3		2B 1B		4	0	2	1	0	0	2					
Larry Parrish, R OBP: 0.289, SLG: 0.308 (1, 5)	K			CS 1B	5-3		F8	2B		4	0	1	0	0	1	0					
Warren Cromartie, L OBP: 0.333, SLG: 0.364 (1, 3)			G3		F4-3		6-3		K	4	0	0	0	0	1	0					
Chris Speier, R OBP: 0.174, SLG: 0.182 (1, 6)			E7 S		F8		1B 1B		6-3	4	1	1	0	0	0	0					
Ray Burris, R OBP: 0.500, SLG: 0.500 (1, 1)			F7			1B 1B				2	1	1	0	0	0	0					
Bill Lee, L OBP: 1.000, SLG: 1.000 (6, 1)										1	0	1	0	0	0	0					
Elias Sosa, R OBP: 1.000, SLG: 1.000 (8, 1)										1	0	1	0	0	0	0					
Woodie Fryman, R OBP: 1.000, SLG: 1.000 (9, 1)										0	0	0	0	0	0	0					
Inning Stats	R: 0 E: 0 K: 1 S: 5	H: 0 LOB: 0 BB: 0 P: 5	R: 0 E: 0 K: 1 S: 5	H: 0 LOB: 0 BB: 0 P: 5	R: 1 E: 1 K: 1 S: 6	H: 0 LOB: 0 BB: 0 P: 6	R: 1 E: 0 K: 0 S: 4	H: 2 LOB: 0 BB: 0 P: 4	R: 0 E: 0 K: 0 S: 3	H: 0 LOB: 0 BB: 0 P: 3	R: 1 E: 1 K: 1 S: 8	H: 3 LOB: 2 BB: 0 P: 8	R: 0 E: 0 K: 0 S: 5	H: 2 LOB: 2 BB: 0 P: 5	R: 1 E: 0 K: 0 S: 5	H: 3 LOB: 1 BB: 0 P: 6	1B: 9 2B: 1 3B: 0 HR: 1	SF: 0 SAC: 0 DP: 0 HBP: 0	WP: 0 PB: 0 SB: 2 CS: 1	PA: 38	
PITCHER	IP	WLS	BF	H	R	ER	SO	BB	IBB	HBP	BLK	WP	HR	S	P	ERA	WHIP				
Craig Swan, R ERA: 3.38 (1, 1)	5.1	L	20	4	3	2	4	0	0	0	0	0	0	28	28	3.38	0.750				
Dyar Miller, R ERA: (6, 1)	0.2		3	1	0	0	0	0	0	0	0	0	0	3	3	0.00	1.500				
Tom Hausman, R ERA: 3.86 (7, 1)	2.0		10	5	1	1	0	0	0	0	0	0	1	10	10	4.50	2.500				
Neil Allen, R ERA: (9, 1)	1.0		4	1	0	0	1	0	0	0	0	0	0	6	6	0.00	1.000				

Montreal Expos @ New York Mets
 Shea Stadium, Flushing, NY
 Sun Apr 19 1981, 3:33 AM EST
 Unknown

AB	33
R	4
H	11
RBI	3
BB	0
SO	5
LOB	7



Batter	1	2	3	4	5	6	7	8	9	AB	R	H	RBI	BB	SO	LOB	BOTTOM					
Mookie Wilson, S OBP: 0.188, SLG: 0.250 (1, 8)	K		4-3	F7		4-3		1B 1B		5	1	1	0	0	1	4						
Frank Taveras, R OBP: 0.187, SLG: 0.172 (1, 6)	6-3		F9		1B 2B	K		1B 1B		5	0	2	0	0	1	2						
Rusty Staub, L OBP: 0.357, SLG: 0.400 (1, 3)	BB 1B		BB 1B		F8		G3	1B		5	0	3	1	0	0	1						
Dave Kingman, R OBP: 0.348, SLG: 0.263 (1, 7)	BB 1B		BB 1B		K		P6	F2		3	0	0	0	2	1	3						
Joel Youngblood, R OBP: 0.286, SLG: 0.286 (1, 9)	L9		1B		1B		1-3		K	5	0	2	0	0	1	2						
Hubie Brooks, R OBP: 0.276, SLG: 0.379 (1, 5)		F9		K	G3			E5 HR	CS 1B	5	1	1	0	0	1	2						
Ron Hodges, L OBP: 0.750, SLG: 1.500 (1, 2)		P6		FC1-5 1B		4-3 BB 1B		HR	K	4	1	3	2	0	0	0						
Alex Trevino, R OBP: 0.320, SLG: 0.190 (9, PH)										1	0	0	0	0	1	1						
Doug Flynn, R OBP: 0.440, SLG: 0.583 (1, 4)					FC1-5 1B	F8		F4-3		3	0	1	0	1	0	1						
Craig Swan, R Dyar Miller, R Mike Jorgensen, L Tom Hausman, R Wally Backman, S Neil Allen, R (1, 1) (6, 1) (6, PH) (7, 1) (8, PH) (9, 1)		K		FC1-5 1B		4-3 BB		6-3		2	0	0	0	0	1	3						
Inning Stats	R: 0 E: 0 K: 1 S: 6	H: 1 LOB: 2 BB: 1 P: 10	R: 0 E: 0 K: 1 S: 5	H: 0 LOB: 1 BB: 1 P: 9	R: 0 E: 0 K: 0 S: 4	H: 2 LOB: 2 BB: 1 P: 8	R: 0 E: 0 K: 1 S: 7	H: 2 LOB: 2 BB: 0 P: 7	R: 0 E: 0 K: 1 S: 7	H: 2 LOB: 2 BB: 0 P: 7	R: 0 E: 0 K: 1 S: 6	H: 1 LOB: 2 BB: 1 P: 10	R: 0 E: 0 K: 0 S: 3	H: 0 LOB: 0 BB: 0 P: 3	R: 3 E: 1 K: 0 S: 8	H: 4 LOB: 2 BB: 0 P: 8	R: 0 E: 0 K: 2 S: 7	H: 1 LOB: 1 BB: 0 P: 7	1B: 11 2B: 2 3B: 0 HR: 1	SF: 0 SAC: 0 DP: 1 HBP: 0	WP: 0 PB: 0 SB: 0 CS: 1	PA: 43
PITCHER	IP	WLS	BF	H	R	ER	SO	BB	IBB	HBP	BLK	WP	HR	S	P	ERA	WHIP					
Ray Burris, R ERA: 2.38 (1, 1)	5.1	W	27	8	0	0	4	4	0	0	0	0	0	31	47	0.00	2.250					
Bill Lee, L ERA: 3.0 (6, 1)	2.1		12	4	3	1	1	0	0	0	0	0	1	14	14	3.86	1.714					
Elias Sosa, R ERA: (8, 1)	0.2		3	1	0	0	1	0	0	0	0	0	0	5	5	0.00	1.500					
Woodie Fryman, L ERA: (9, 1)	0.2	S	1	0	0	0	1	0	0	0	0	0	0	3	3	0.00	0.000					

Montreal Expos @ New York Mets
 Shea Stadium, Flushing, NY
 Sun Apr 19 1981, 3:33 AM EST
 Unknown

AB	39
R	3
H	13
RBI	3
BB	4
SO	7
LOB	19




Batter	1	2	3	4	5	6	7	8	9	AB	R	H	RBI	BB	SO	LOB	TOP			
Tim Raines, S OBP: 0.500, SLG: 0.462 (1, 7)	G3		B1-6 HBP			1B		G3		3	0	1	0	0	0	0				
Rodney Scott, S OBP: 0.179, SLG: 0.080 (1, 4)	1B		B1-6			K		G3		4	0	1	0	0	1	2				
Andre Dawson, R OBP: 0.500, SLG: 0.731 (1, 8)	F7		F7			F8		E6 BB		4	0	0	0	0	0	2				
Ellis Valentine, R OBP: 0.133, SLG: 0.074 (1, 9)	K				5-3					0	0	0	0	0	0	0				
Warren Cromartie, L OBP: 0.286, SLG: 0.308 (1, 3)		F7			G3			F4-3		4	0	0	0	0	0	2				
Tim Lincecum, R OBP: 0.200, SLG: 0.800 (1, 5)	HR				F9			K		4	1	1	1	0	1	0				
Chris Speier, R OBP: 0.185, SLG: 0.160 (1, 6)	6-3				F8			F8 BB		3	0	0	0	1	0	0				
Bobby Ramos, R OBP: 0.250, SLG: 1.000 (1, 2)	HR				6-3			E5		4	1	1	1	0	0	1				
Charlie Lea, R OBP: 0.500, SLG: 0.500 (7, PH)	5-3				F9			G3		1	0	0	0	0	0	0				
Stephen Rattner, R OBP: 1.000, SLG: 1.000 (7, 1)										1	0	0	0	0	0	2				
Bill Lee, L OBP: 1.000, SLG: 1.000 (7, 1)										0	0	0	0	0	0	0				
Inning Stats	R: 0 E: 0 K: 1 S: 6	H: 1 LOB: 1 BB: 0 P: 6	R: 2 E: 0 K: 0 S: 5	H: 2 LOB: 0 BB: 0 P: 5	R: 0 E: 0 K: 0 S: 2	H: 0 LOB: 0 BB: 0 P: 3	R: 0 E: 0 K: 0 S: 3	H: 0 LOB: 0 BB: 0 P: 3	R: 0 E: 0 K: 1 S: 6	H: 1 LOB: 1 BB: 0 P: 6	R: 0 E: 1 K: 1 S: 4	H: 0 LOB: 2 BB: 1 P: 8	R: 0 E: 0 K: 0 S: 3	H: 0 LOB: 0 BB: 0 P: 3	R: 0 E: 0 K: 0 S: 3	H: 0 LOB: 0 BB: 0 P: 3	1B: 2 2B: 1 3B: 0 HR: 2	SF: 0 SAC: 0 DP: 1 HBP: 1	WP: 0 PB: 0 SB: 1 CS: 0	PA: 35
PITCHER Pat Zachry, R ERA: 1.8 (1, 1)	IP: 9.0 WLS: W BF: 35 H: 4 R: 2 ER: 2 SO: 3 BB: 2 IBB: 0 HBP: 1 BLK: 0 WP: 0 HR: 2 S: 38 P: 47 ERA: 2.00 WHIP: 0.667															PITCHER				

Montreal Expos @ New York Mets
Shea Stadium, Flushing, NY
Sun Apr 19 1981, 3:38 AM EST
Att: 21,464 - Unknown

livebaseballscorecards.com

AB 29
R 2
H 4
RBI 2
BB 1
SO 2
LOB 9





Batter	1	2	3	4	5	6	7	8	9	AB	R	H	RBI	BB	SO	LOB	BOTTOM			
Frank Taveras, R OBP: 0.200, SLG: 0.206 (1, 6)	S 4-3 1B		1B		G6-4-3			6-3		5	2	2	0	0	0	3				
Alex Trevino, R OBP: 0.333, SLG: 0.231 (1, 2)	4-3 1-H		2B 1-2 HR	1B	1-3			F8		5	2	2	1	0	0	0				
Rusty Staub, L OBP: 0.375, SLG: 0.448 Mookie Wilson, S OBP: 0.212, SLG: 0.273 (7, 8)	G3		1-3 2-H HR	2B	1-3 FC1-2 1B		4-3			4	1	2	1	0	0	0				
Dave Kingman, R OBP: 0.312, SLG: 0.375 (1, 7)	K		2-H 3-H HR		F8		K			5	1	1	3	0	2	3				
Mike Jorgensen, L OBP: 0.333, SLG: 0.625 (7, 3)		4-3	F8		FC1-2 1-2 3-H 1B		F8			4	0	1	1	0	0	0				
Joel Youngblood, R OBP: 0.455, SLG: 0.333 (7, 9)	1B BB		CS BB		1-2 2-3 1B		1-3			2	0	1	0	2	0	0				
Hubie Brooks, R OBP: 0.303, SLG: 0.394 (1, 5)	L6		1-2 2B 1B		1-2 2-3 3-H 1B		FC6-4 1B			4	1	2	0	0	0	4				
Doug Flynn, R OBP: 0.448, SLG: 0.607 (1, 4)	1B		1B 1-H		F4-3		FC6-4			4	0	2	1	0	0	4				
Pat Zachry, R OBP: 0.600, SLG: 0.500 (1, 1)	F8		2-3 1B		G6-4-3 1B		6-3			4	0	2	0	0	0	3				
Inning Stats	R: 1 E: 0 K: 1 S: 6	H: 1 LOB: 0 BB: 0 P: 6	R: 0 E: 0 K: 0 S: 4	H: 1 LOB: 2 BB: 1 P: 8	R: 5 E: 0 K: 0 S: 9	H: 7 LOB: 2 BB: 1 P: 13	R: 1 E: 0 K: 0 S: 7	H: 4 LOB: 3 BB: 0 P: 7	R: 0 E: 0 K: 1 S: 5	H: 0 LOB: 0 BB: 0 P: 5	R: 0 E: 0 K: 0 S: 4	H: 1 LOB: 1 BB: 0 P: 4	R: 0 E: 0 K: 0 S: 4	H: 1 LOB: 1 BB: 0 P: 4	R: 0 E: 0 K: 0 S: 3	H: 0 LOB: 0 BB: 0 P: 3	1B: 13 2B: 2 3B: 0 HR: 1	SF: 0 SAC: 0 DP: 1 HBP: 0	WP: 0 PB: 0 SB: 2 CS: 1	PA: 40
PITCHER Charlie Lea, R ERA: 14.73 Stephen Rattner, R ERA: 2.7 Bill Lee, L ERA: 1.8 (1, 1)	IP: 2.2 WLS: L BF: 18 H: 9 R: 6 ER: 6 SO: 1 BB: 2 IBB: 0 HBP: 0 BLK: 0 WP: 0 HR: 1 S: 18 P: 26 ERA: 20.25 WHIP: 4.125															PITCHER				


Montreal Expos @ New York Mets
Shea Stadium, Flushing, NY
Sun Apr 19 1981, 3:38 AM EST
Att: 21,464 - Unknown

livebaseballscorecards.com

AB 38
R 7
H 16
RBI 7
BB 2
SO 2
LOB 17



Batter	1	2	3	4	5	6	7	8	9	AB	R	H	RBI	BB	SO	LOB	TOP																
Frank Taveras, R (1, 6) OBP: 0.200, SLG: 0.205	1-3			K	G3				6-3	5	1	1	0	0	1	1	New York Mets @ Pittsburgh Pirates Three Rivers Stadium, Pittsburgh, PA Wed Apr 22 1981, 6:05 PM EST Att: 7,530 - Unknown AB 35 R 2 H 8 RBI 2 BB 4 SO 8 LOB 24 																
Alex Trevino, R (1, 2) OBP: 0.314, SLG: 0.226	4-3			6-3					K	5	1	1	0	0	1	2																	
Rusty Staub, L (1, 3) OBP: 0.405, SLG: 0.455	F9			BB					G3	4	0	2	1	1	0	0																	
Dave Kingman, R (1, 7) OBP: 0.421, SLG: 0.370				BB						3	0	1	1	1	1	2																	
Lee Mazzilli, S (1, 8) OBP: 0.393, SLG: 0.429	6-3			BB					K	3	0	1	0	1	1	2																	
Joel Youngblood, R (1, 9) OBP: 0.333, SLG: 0.231	L9			BB						4	0	0	0	0	1	6																	
Hubie Brooks, R (1, 5) OBP: 0.324, SLG: 0.405				FC6-4					K	4	0	2	0	0	2	3																	
Doug Flynn, R (1, 4) OBP: 0.419, SLG: 0.567				FC6-4					E7	2	0	0	0	0	0	2																	
Mike Cabbage, L (6, PH)				G5-4-3						1	0	0	0	0	1	3																	
Wally Backman, S (6, 4)				1-2						1	0	0	0	0	0	0																	
Mike Scott, R (1, 1) OBP: 0.200, SLG: 0.500				G5-4-3					5-3	1	0	0	0	0	0	1																	
Mike Longenecker, L (5, PH) OBP: 0.200, SLG: 0.556				1-2						0	0	0	0	0	0	0																	
Pete Falcone, L (5, 1)										0	0	0	0	0	0	0																	
Mookie Wilson, S (7, PH) OBP: 0.225, SLG: 0.273										0	0	0	0	0	1	0																	
Jeff Reardon, R (7, 1)										1	0	0	0	0	0	0																	
John Stearns, R (8, PH)										1	0	0	0	0	0	1																	
Neil Allen, R (8, 1)										0	0	0	0	0	0	0																	
Inning Stats	R: 0 E: 0 K: 0 S: 3	H: 0 LOB: 0 BB: 0 P: 3	R: 0 E: 0 K: 0 S: 3	H: 0 LOB: 0 BB: 0 P: 3	R: 0 E: 0 K: 0 S: 3	H: 1 LOB: 0 BB: 0 P: 3	R: 0 E: 0 K: 2 S: 7	H: 0 LOB: 3 BB: 3 P: 19	R: 0 E: 0 K: 2 S: 4	H: 1 LOB: 1 BB: 0 P: 4	R: 1 E: 0 K: 2 S: 11	H: 4 LOB: 3 BB: 0 P: 11	R: 1 E: 0 K: 2 S: 9	H: 2 LOB: 2 BB: 1 P: 13	R: 0 E: 1 K: 1 S: 6	H: 0 LOB: 1 BB: 0 P: 6	R: 0 E: 0 K: 1 S: 5	H: 0 LOB: 0 BB: 0 P: 5	1B: 8 2B: 0 3B: 0 HR: 0	SF: 0 SAC: 0 DP: 1 HBP: 0	WP: 0 PB: 0 SB: 1 CS: 0	PA: 39											
PITCHER	IP WLS BF H R ER SO BB IBB HBP BLK WP HR S P ERA WHIP																																
Rick Rhoden, R (1, 1) ERA: 3.15	6.0	28	7	2	2	4	4	0	0	0	0	0	0	32	48	3.00	1.833																
Enrique Romo, R (7, 1) ERA: 4.91	1.0	4	1	0	0	2	0	0	0	0	0	0	0	8	8	0.00	1.000																
Kent Tekulve, R (8, 1) ERA: 2.45	2.0	7	0	0	0	2	0	0	0	0	0	0	0	11	11	0.00	0.000																

Batter	1	2	3	4	5	6	7	8	9	AB	R	H	RBI	BB	SO	LOB	BOTTOM																
Omar Moreno, L (1, 8) OBP: 0.244, SLG: 0.194	SH1-3			F4-3					P6	3	1	0	0	1	0	1	New York Mets @ Pittsburgh Pirates Three Rivers Stadium, Pittsburgh, PA Wed Apr 22 1981, 6:05 PM EST Att: 7,530 - Unknown AB 26 R 2 H 4 RBI 2 BB 2 SO 5 LOB 12 																
Tim Foli, R (1, 6) OBP: 0.321, SLG: 0.269	SH1-3			F9					F7	3	0	0	0	0	1	1																	
Dave Parker, L (1, 9) OBP: 0.194, SLG: 0.324	SF8			6-3					4-3	3	0	0	1	0	0	0																	
Mike Easter, L (1, 7) OBP: 0.344, SLG: 0.345	6-3									3	0	1	0	0	0	0																	
Jason Thompson, L (1, 3) OBP: 0.303, SLG: 0.633				G3					K	3	1	1	1	0	1	1																	
Dale Berra, R (1, 5) OBP: 0.308, SLG: 0.292				HR						3	0	2	0	0	0	1																	
Steve Nicosia, R (1, 2) OBP: 0.185, SLG: 0.192				F9					FC1-6	3	0	0	0	0	1	3																	
Vance Law, R (1, 4) OBP: 0.091, SLG: 0.150				1B						1	0	0	0	1	0	1																	
John Milner, L (7, PH) OBP: 0.333, SLG: 0.333				K					FC1-6	1	0	0	0	0	0	1																	
Kurt Bevacqua, R (8, 4)				5-3						0	0	0	0	0	0	0																	
Rick Rhoden, R (1, 1) OBP: 0.143, SLG: 0.143				P3					P4	2	0	0	0	0	0	0																	
Enrique Romo, R (7, 1) ERA: 10.8										0	0	0	0	0	0	0																	
Willie Stargell, L (7, PH) OBP: 0.250, SLG: 0.250				K						1	0	0	0	0	1	1																	
Kent Tekulve, R (8, 1)										0	0	0	0	0	0	0																	
Inning Stats	R: 1 E: 0 K: 0 S: 3	H: 0 LOB: 0 BB: 1 P: 7	R: 1 E: 0 K: 2 S: 9	H: 2 LOB: 1 BB: 0 P: 9	R: 0 E: 0 K: 0 S: 3	H: 0 LOB: 0 BB: 0 P: 3	R: 0 E: 0 K: 0 S: 4	H: 1 LOB: 1 BB: 0 P: 4	R: 0 E: 0 K: 1 S: 5	H: 0 LOB: 1 BB: 1 P: 9	R: 0 E: 0 K: 1 S: 5	H: 0 LOB: 0 BB: 0 P: 5	R: 0 E: 0 K: 1 S: 6	H: 1 LOB: 1 BB: 0 P: 6	R: 0 E: 0 K: 0 S: 3	H: 0 LOB: 0 BB: 0 P: 3	R: 0 E: 0 K: 1 S: 3	H: 0 LOB: 0 BB: 0 P: 5	1B: 3 2B: 0 3B: 0 HR: 1	SF: 1 SAC: 1 DP: 0 HBP: 0	WP: 0 PB: 0 SB: 1 CS: 0	PA: 30											
PITCHER	IP WLS BF H R ER SO BB IBB HBP BLK WP HR S P ERA WHIP																																
Mike Scott, R (1, 1) ERA: 5.0	4.0	16	3	2	2	2	1	0	0	0	0	0	0	10	14	0.00	0.500																
Pete Falcone, L (5, 1) ERA: 10.8	2.0	7	0	0	0	2	1	0	0	0	0	0	0	6	6	0.00	1.000																
Jeff Reardon, R (7, 1) ERA: 10.8	1.0	4	1	0	0	1	0	0	0	0	0	0	0	3	3	0.00	0.000																
Neil Allen, R (8, 1) ERA: 10.8	1.0	3	0	0	0	0	0	0	0	0	0	0	0	3	3	0.00	0.000																

Batter	1	2	3	4	5	6	7	8	9	AB	R	H	RBI	BB	SO	LOB	TOP										
Joel Youngblood, R OBP: 0.300, SLG: 0.278 (1, 9)										5	0	1	1	0	1	2											
Frank Taveras, R OBP: 0.200, SLG: 0.205 (1, 6)										5	1	1	0	0	1	5											
Rusty Staub, L OBP: 0.415, SLG: 0.486 (1, 3)										4	0	2	1	0	1	0											
Dave Kingman, R OBP: 0.305, SLG: 0.333 (1, 7)										3	0	0	0	1	0	2											
Lee Mazzilli, S OBP: 0.375, SLG: 0.400 (1, 8)										4	0	1	0	0	0	2											
Hubie Brooks, R OBP: 0.341, SLG: 0.415 (1, 5)										4	0	2	0	0	0	2											
Alex Trevino, R OBP: 0.308, SLG: 0.229 (1, 2)										4	0	1	0	0	0	4											
Doug Flynn, R OBP: 0.429, SLG: 0.588 (1, 4)										4	1	2	0	0	0	0											
Randy Jones, R Mookie Wilson, S Tom Hausman, R Wally Backman, S Dyar Miller, R Mike Cabbage, L John Stearns, R (1, 1) (5, PH) (5, 1) (7, PH) (7, 1) (9, PH) (9, PH)										1	0	1	0	0	0	0											
Inning Stats	R: 0 E: 0 K: 2 S: 7	H: 0 LOB: 0 BB: 0 P: 7	R: 0 E: 0 K: 0 S: 3	H: 0 LOB: 0 BB: 0 P: 3	R: 0 E: 0 K: 0 S: 5	H: 2 LOB: 2 BB: 0 P: 5	R: 0 E: 0 K: 0 S: 4	H: 1 LOB: 2 BB: 1 P: 8	R: 1 E: 1 K: 0 S: 4	H: 1 LOB: 0 BB: 0 P: 4	R: 0 E: 0 K: 0 S: 5	H: 2 LOB: 2 BB: 0 P: 5	R: 0 E: 0 K: 2 S: 7	H: 0 LOB: 0 BB: 0 P: 7	R: 1 E: 0 K: 0 S: 5	H: 3 LOB: 1 BB: 0 P: 5	R: 0 E: 0 K: 0 S: 5	H: 2 LOB: 2 BB: 0 P: 5	1B: 8 2B: 3 3B: 0 HR: 0	SF: 0 SAC: 0 DP: 0 HBP: 0	WP: 0 PB: 0 SB: 0 CS: 1	PA: 38					
PITCHER	IP	WLS	BF	H	R	ER	SO	BB	IBB	HBP	BLK	WP	HR	S	P	ERA	WHIP										
Steve Rogers, R ERA: 5.14 (1, 1)	8.0	W	35	11	2	2	4	1	0	0	0	0	0	42	46	2.25	1.500										
Bill Lee, L ERA: 1.5 (9, 1)	1.0	S	3	0	0	0	0	0	0	0	0	0	0	3	3	0.00	0.000										

New York Mets @ Montreal Expos
Olympic Stadium, Montreal, QB
Sat Apr 25 1981, 3:33 AM EST
Att: 18,150 - Unknown

AB 37
R 2
H 11
RBI 2
BB 1
SO 4
LOB 20



Batter	1	2	3	4	5	6	7	8	9	AB	R	H	RBI	BB	SO	LOB	BOTTOM										
Tim Raines, S OBP: 0.510, SLG: 0.500 (1, 7)										2	0	0	0	2	0	1											
Jerry Manuel, S (1, 4)										2	0	0	0	2	0	4											
Andre Dawson, R OBP: 0.417, SLG: 0.595 (1, 8)										4	0	0	0	0	0	3											
Ellis Valentine, R OBP: 0.170, SLG: 0.268 (1, 9)										4	0	0	0	0	3	0											
Gary Carter, R OBP: 0.409, SLG: 0.564 (1, 2)										3	1	0	0	1	0	0											
Larry Parrish, R OBP: 0.341, SLG: 0.366 (1, 5)										4	2	2	0	0	1	0											
Warren Cromartie, L OBP: 0.333, SLG: 0.395 (1, 3)										3	1	1	2	0	0	2											
Chris Speier, R OBP: 0.238, SLG: 0.211 (1, 6)										2	0	0	0	1	0	0											
Steve Rogers, R OBP: 0.300, SLG: 0.125 Bill Lee, L OBP: 1.000, SLG: 1.000 (1, 1) (9, 1)										1	0	0	1	2	0	0											
Inning Stats	R: 0 E: 0 K: 0 S: 2	H: 0 LOB: 1 BB: 1 P: 6	R: 2 E: 0 K: 1 S: 6	H: 1 LOB: 3 BB: 4 P: 22	R: 0 E: 0 K: 0 S: 3	H: 0 LOB: 0 BB: 0 P: 3	R: 2 E: 0 K: 0 S: 5	H: 2 LOB: 1 BB: 1 P: 9	R: 0 E: 0 K: 1 S: 5	H: 0 LOB: 0 BB: 0 P: 5	R: 0 E: 0 K: 0 S: 3	H: 0 LOB: 0 BB: 0 P: 3	R: 0 E: 0 K: 2 S: 7	H: 0 LOB: 1 BB: 2 P: 10	R: 0 E: 0 K: 2 S: 7	H: 0 LOB: 0 BB: 0 P: 7	1B: 0 2B: 2 3B: 0 HR: 1	SF: 0 SAC: 0 DP: 2 HBP: 0	WP: 1 PB: 0 SB: 0 CS: 0	PA: 33							
PITCHER	IP	WLS	BF	H	R	ER	SO	BB	IBB	HBP	BLK	WP	HR	S	P	ERA	WHIP										
Randy Jones, L ERA: 3.31 (1, 1)	4.0	L	20	3	4	4	1	0	0	0	0	0	1	16	40	9.00	2.000										
Tom Hausman, R ERA: 2.7 (5, 1)	2.0		6	0	0	0	1	0	0	0	0	0	0	8	8	0.00	0.000										
Dyar Miller, R ERA: (7, 1)	2.0		7	0	0	0	2	2	0	0	0	0	0	9	17	0.00	1.000										

New York Mets @ Montreal Expos
Olympic Stadium, Montreal, QB
Sat Apr 25 1981, 3:33 AM EST
Att: 18,150 - Unknown

AB 25
R 4
H 3
RBI 3
BB 8
SO 4
LOB 10



Batter	1	2	3	4	5	6	7	8	9	AB	R	H	RBI	BB	SO	LOB	TOP				
Mookie Wilson, S Pete Falcone, L Wally Backman, S Dyar Miller, R Mike Cutchage, L Jeff Reardon, R	0-0 4-3		0-3 K			0-0 E5 1B SF8		0-0 2-3 2H 2B		2	0	0	0	0	1	2	New York Mets @ Montreal Expos Olympic Stadium, Montreal, QB Sun Apr 26 1981, 3:33 AM EDT Unknown				
Frank Taveras, R	0-3 K		0-0 WP 1B			0-0 G6-4-3 1B		0-0 2-3		4	0	2	0	0	1	1					
Lee Mazzilli, S	0-3 K		0-0 P5			0-0 SF8		0-3 K		3	0	0	1	0	2	3					
Dave Kingman, R		0-0 5-3			0-0 F9				0-0 HR	4	1	1	1	0	0	1					
Mike Jorgensen, L		0-0 F8			0-0 E1 G4-3				0-0 4-3	4	0	0	0	0	0	0					
Hubie Brooks, R		0-0 5-3			0-0 G4-3				0-3 K	4	0	0	0	0	1	1					
Alex Trevino, R			0-0 1B BLK WP 1B			0-0 G4-6-3 1B			0-0 F9	4	1	2	0	0	0	0					
Doug Flynn, R			4-0 WP 1B BB			0-3 K			0-0 F6 2B	2	1	0	0	1	1	1					
Pat Zachry, R Rusty Staub, L			0-0 F8			0-0 G4-6-3			0-0 P6	0	0	0	0	0	0	0					
Inning Stats	R: 0 E: 0 K: 2 S: 7	H: 0 LOB: 0 BB: 0 P: 7	R: 0 E: 0 K: 0 S: 3	H: 0 LOB: 0 BB: 0 P: 3	R: 1 E: 0 K: 1 S: 7	H: 2 LOB: 2 BB: 1 P: 11	R: 0 E: 1 K: 0 S: 3	H: 0 LOB: 0 BB: 0 P: 3	R: 0 E: 0 K: 0 S: 5	H: 1 LOB: 0 BB: 0 P: 5	R: 1 E: 1 K: 0 S: 4	H: 1 LOB: 1 BB: 0 P: 4	R: 0 E: 0 K: 0 S: 3	R: 1 E: 0 K: 1 S: 7	H: 1 LOB: 1 BB: 0 P: 7	R: 1 E: 0 K: 1 S: 6	H: 1 LOB: 0 BB: 0 P: 6	1B: 4 2B: 1 3B: 0 HR: 1	SF: 1 SAC: 0 DP: 3 HBP: 0	WP: 1 PB: 0 SB: 0 CS: 0	PA: 34
PITCHER Ray Burris, R	IP: 9.0 WLS: W BF: 34 H: 6 R: 4 ER: 2 SO: 6 BB: 1 IBB: 0 HBP: 0 BLK: 1 WP: 1 HR: 1 S: 45 P: 49 ERA: 2.00 WHIP: 0.778															PITCHER					

AB	32
R	4
H	6
RBI	3
BB	1
SO	6
LOB	13



Batter	1	2	3	4	5	6	7	8	9	AB	R	H	RBI	BB	SO	LOB	BOTTOM				
Tim Raines, S	0-0 F4-3	0-0 F7	0-0 P3			0-0 F8	0-0 G3			5	0	0	0	0	0	6	New York Mets @ Montreal Expos Olympic Stadium, Montreal, QB Sun Apr 26 1981, 3:33 AM EDT Unknown				
Jerry Manuel, S	0-3 K	0-0 1-3			0-0 1-3	0-0 E 2B		0-0 1B 2B		5	2	2	0	0	1	1					
Andre Dawson, R Jerry White, S	0-0 HR 2B		0-3 K	4-0 F1-4 BB		0-0 5-3		0-0 F7		3	1	1	0	1	1	1					
Ellis Valentine, R Tom Hutton, L	0-0 HR		0-0 1B	0-0 F1-4 1-2		0-0 E8	0-0 1B 2H	0-0 1B		4	0	3	3	0	0	1					
Gary Carter, R	0-0 E8 3B		0-0 1B HR	4-0 1-2 BB		0-3 K		0-0 F8		4	2	2	2	1	1	2					
Larry Parrish, R	0-3 K		4-0 BB BB BB	0-0 F7		0-3 K		0-3 K		4	0	0	0	1	3	3					
Warren Cromartie, L		0-0 2B SF8 1B	4-0 1-2 BB BB		0-3 K			0-0 BB 1B		3	1	2	0	1	1	0					
Chris Speier, R		0-0 2B	0-3 K		0-0 F2			0-0 F9		4	0	1	0	0	1	3					
Ray Burris, R		0-0 SF8 3H	4-0 1-2 2-3 BB		0-3 K			4-0 1-2 BB		1	0	0	1	2	1	0					
Inning Stats	R: 3 E: 1 K: 2 S: 10	H: 3 LOB: 0 BB: 0 P: 10	R: 1 E: 0 K: 0 S: 5	H: 2 LOB: 1 BB: 0 P: 5	R: 2 E: 0 K: 2 S: 9	H: 2 LOB: 3 BB: 3 P: 21	R: 0 E: 0 K: 0 S: 3	H: 0 LOB: 2 BB: 2 P: 11	R: 0 E: 0 K: 2 S: 7	H: 0 LOB: 0 BB: 0 P: 7	R: 1 E: 1 K: 1 S: 7	H: 2 LOB: 1 BB: 0 P: 7	R: 0 E: 0 K: 1 S: 6	R: 1 E: 0 K: 1 S: 7	H: 2 LOB: 1 BB: 0 P: 7	R: 1 E: 0 K: 1 S: 7	H: 2 LOB: 1 BB: 0 P: 7	1B: 5 2B: 4 3B: 1 HR: 2	SF: 1 SAC: 0 DP: 0 HBP: 0	WP: 0 PB: 0 SB: 0 CS: 0	PA: 42
PITCHER Pat Zachry, R Pete Falcone, L Dyar Miller, R Jeff Reardon, R	IP: 2.0 WLS: L BF: 11 H: 5 R: 4 ER: 3 SO: 2 BB: 0 IBB: 0 HBP: 0 BLK: 0 WP: 0 HR: 1 S: 15 P: 15 ERA: 13.50 WHIP: 2.500															PITCHER					



Batter	1	2	3	4	5	6	7	8	9	AB	R	H	RBI	BB	SO	LOB	TOP																								
Joel Youngblood, R OBP: 0.280, SLG: 0.261 (1, 9)	5-3		1B		F9		6-3		4-3	5	0	1	2	0	0	3																									
Frank Taveras, R OBP: 0.241, SLG: 0.245 (1, 6)	K		1B		F7		P6		FC4-6 1B	5	0	2	0	0	1	2																									
Lee Mazzilli, S OBP: 0.293, SLG: 0.303 (1, 8)	F7		3-1			K	F8		FC4-6 HR	5	1	0	1	0	1	4																									
Dave Kingman, R OBP: 0.392, SLG: 0.564 (1, 7)		P6			F8			6-3	HR	5	2	2	3	0	0	0																									
Rusty Staub, L OBP: 0.408, SLG: 0.477 (1, 3)	5-3					FC1-6 BB		FC6 1B	K	4	0	2	0	1	1	0																									
Mike Cabbage, L OBP: 0.300, SLG: 0.286 (6, PH) Hubie Brooks, R OBP: 0.298, SLG: 0.362 (6, 5)	K				K	FC1-6 1B		F8		2	0	0	0	0	2	1																									
Ron Hodges, L OBP: 0.300, SLG: 0.875 (1, 2)			K		F5			FC6		4	0	1	0	0	1	2																									
Doug Flynn, R OBP: 0.429, SLG: 0.600 (1, 4)					F6-3 1B 3B		F2		1B 4-3 1B	4	2	2	0	0	0	2																									
Craig Swan, R (1, 1) Tom Hausman, R (1, 1) Mookie Wilson, S OBP: 0.237, SLG: 0.270 (7, PH) Jeff Reardon, R (7, 1) Mike Jorgensen, L OBP: 0.287, SLG: 0.429 (9, PH)			K				E6 1B		1B 4-3 1B	0	0	0	0	0	0	0																									
Inning Stats	R: 0 E: 0 K: 1 S: 5	H: 0 LOB: 0 BB: 0 P: 5	R: 0 E: 0 K: 1 S: 5	H: 0 LOB: 0 BB: 0 P: 5	R: 1 E: 0 K: 2 S: 10	H: 3 LOB: 2 BB: 0 P: 10	R: 0 E: 0 K: 1 S: 6	H: 1 LOB: 1 BB: 0 P: 6	R: 0 E: 0 K: 0 S: 3	H: 0 LOB: 1 BB: 1 P: 7	R: 1 E: 0 K: 1 S: 7	H: 2 LOB: 2 BB: 1 P: 11	R: 0 E: 1 K: 0 S: 4	H: 1 LOB: 1 BB: 0 P: 4	R: 0 E: 0 K: 0 S: 4	H: 1 LOB: 1 BB: 0 P: 4	R: 4 E: 0 K: 1 S: 9	H: 4 LOB: 0 BB: 0 P: 9	1B: 8 2B: 1 3B: 1 HR: 2	SF: 0 SAC: 0 DP: 0 HBP: 0	WP: 0 PB: 0 SB: 0 CS: 0	PA: 41																			
PITCHER	IP	WLS	BF	H	R	ER	SO	BB	IBB	HBP	BLK	WP	HR	S	P	ERA	WHIP	PITCHER							IP	WLS	BF	H	R	ER	SO	BB	IBB	HBP	BLK	WP	HR	S	P	ERA	WHIP
Scott Sanderson, R ERA: 1.33 (1, 1)	5.1	W	23	5	2	2	6	2	0	0	0	0	1	33	41	3.38	1.312																								
Bill Lee, L ERA: 1.42 (6, 1)	0.1		2	1	0	0	0	0	0	0	0	0	0	2	2	0.00	3.000																								
Stan Bahnsen, R ERA: 6.52 (6, 1)	3.0		15	6	4	4	0	0	0	0	0	0	1	15	15	12.00	2.000																								
Woodie Fryman, L ERA: (9, 1)	0.1	S	1	0	0	0	1	0	0	0	0	0	0	3	3	0.00	0.000																								

New York Mets @ Montreal Expos
Olympic Stadium, Montreal, QB
Sun Apr 26 1981, 3:38 AM EDT
Att: 41,697 - Unknown


AB 39
R 6
H 12
RBI 6
BB 2
SO 7
LOB 17



Batter	1	2	3	4	5	6	7	8	9	AB	R	H	RBI	BB	SO	LOB	BOTTOM																								
Tim Raines, S OBP: 0.492, SLG: 0.460 (1, 7)	WP SF9 1B		1B F6-4-3 1B		1-2 BB		1-2 HR BB		F4-3	3	3	2	0	2	0	1																									
Jerry Manuel, S OBP: 0.400, SLG: 0.750 (1, 4)	SF9		F6-4-3 1B		F3		1-2 HR			3	1	2	4	0	0	2																									
Andre Dawson, R OBP: 0.429, SLG: 0.653 (1, 8)			F6-4-3 1-2 3-H		K		S 1B			4	1	2	1	0	1	3																									
Willie Montanez, L OBP: 0.273, SLG: 0.200 (1, 3)	F9		5-3			F4-3	F9			4	0	0	0	0	0	1																									
Tim Wallach, R OBP: 0.364, SLG: 0.600 (1, 5)					F8		L5			4	0	2	0	0	0	1																									
Rowland Office, L OBP: 0.200, SLG: 0.200 (1, 9)	K				5-3		F8		F5	4	0	0	0	0	1	2																									
Chris Speier, R OBP: 0.240, SLG: 0.261 (1, 6)			F7		5-3		5-3		2B	4	1	1	0	0	0	1																									
Bobby Ramos, R OBP: 0.500, SLG: 1.000 (1, 2)		L3			WP BB		HR BB		2B	3	1	2	1	1	0	0																									
Scott Sanderson, R OBP: 0.375, SLG: 0.571 (1, 1) Bill Lee, L OBP: 1.000, SLG: 1.000 (6, 1) Stan Bahnsen, R (6, 1) Woodie Fryman, R (9, 1)		5-3			K		F3		K	2	0	0	0	0	1	1																									
Inning Stats	R: 2 E: 0 K: 1 S: 8	H: 3 LOB: 1 BB: 0 P: 8	R: 0 E: 0 K: 0 S: 3	H: 0 LOB: 0 BB: 0 P: 3	R: 1 E: 0 K: 0 S: 4	H: 2 LOB: 0 BB: 0 P: 4	R: 0 E: 0 K: 0 S: 3	H: 0 LOB: 0 BB: 0 P: 3	R: 0 E: 0 K: 2 S: 7	H: 0 LOB: 2 BB: 2 P: 15	R: 0 E: 0 K: 0 S: 4	H: 1 LOB: 1 BB: 0 P: 4	R: 3 E: 0 K: 0 S: 6	H: 3 LOB: 1 BB: 1 P: 10	R: 1 E: 0 K: 1 S: 7	H: 2 LOB: 1 BB: 0 P: 7	1B: 7 2B: 2 3B: 0 HR: 2	SF: 1 SAC: 0 DP: 1 HBP: 0	WP: 2 PB: 0 SB: 3 CS: 0	PA: 37																					
PITCHER	IP	WLS	BF	H	R	ER	SO	BB	IBB	HBP	BLK	WP	HR	S	P	ERA	WHIP	PITCHER							IP	WLS	BF	H	R	ER	SO	BB	IBB	HBP	BLK	WP	HR	S	P	ERA	WHIP
Craig Swan, R ERA: 5.06 (1, 1)	0.0	L	1	1	1	1	0	0	0	0	0	0	1	1	1																										
Tom Hausman, R ERA: 2.94 (1, 1)	6.0		24	5	2	2	3	2	0	0	0	2	1	28	36	3.00	1.167																								
Jeff Reardon, R ERA: 12.79 (7, 1)	2.0		12	5	4	4	1	1	0	0	0	0	1	13	17	18.00	3.000																								

New York Mets @ Montreal Expos
Olympic Stadium, Montreal, QB
Sun Apr 26 1981, 3:38 AM EDT
Att: 41,697 - Unknown

AB 33
R 7
H 11
RBI 6
BB 3
SO 4
LOB 14



Batter	1	2	3	4	5	6	7	8	9	AB	R	H	RBI	BB	SO	LOB	TOP				
Omar Moreno, L OBP: 0.278, SLG: 0.234 (1, 8)										4	1	2	1	0	0	2	Pittsburgh Pirates @ New York Mets Shea Stadium, Flushing, NY Tue Apr 28 1981, 7:05 PM EDT Att: 6,973 - Unknown				
Tim Foli, R OBP: 0.300, SLG: 0.316 (1, 6)										4	0	0	0	0	0	4					
Dave Parker, L OBP: 0.229, SLG: 0.370 Lee Lacy, R OBP: 0.294, SLG: 0.353 (7, PR) (7, 7)										4	2	4	2	0	0	0					
Mike Easter, L OBP: 0.310, SLG: 0.333 (1, 7) (7, 9)										3	1	1	3	0	0	1					
Bill Madlock, R OBP: 0.400, SLG: 0.515 Dale Berra, R OBP: 0.290, SLG: 0.276 (7, PH) (7, 5)										2	1	1	2	1	0	0					
Jason Thompson, L OBP: 0.304, SLG: 0.500 (1, 3)										4	0	0	0	1	2	4					
Steve Nicosia, R OBP: 0.211, SLG: 0.171 (1, 2)										5	1	1	0	0	0	3					
Vance Law, R OBP: 0.161, SLG: 0.207 (1, 4)										4	0	2	0	0	2	1					
Rick Rhoden, R OBP: 0.273, SLG: 0.364 (1, 1)										4	1	2	0	0	0	2					
Inning Stats	R: 0 E: 0 K: 0 S: 4	H: 2 LOB: 1 BB: 0 P: 4	R: 0 E: 0 K: 1 S: 5	H: 0 LOB: 1 BB: 1 P: 9	R: 5 E: 1 K: 1 S: 10	H: 5 LOB: 0 BB: 0 P: 10	R: 0 E: 0 K: 1 S: 5	H: 0 LOB: 0 BB: 0 P: 5	R: 1 E: 0 K: 0 S: 4	H: 1 LOB: 1 BB: 1 P: 8	R: 1 E: 0 K: 2 S: 8	H: 1 LOB: 1 BB: 0 P: 8	R: 0 E: 0 K: 0 S: 5	H: 2 LOB: 2 BB: 0 P: 5	R: 0 E: 1 K: 0 S: 5	H: 1 LOB: 2 BB: 0 P: 5		1B: 11 2B: 1 3B: 1 HR: 1	SF: 3 SAC: 1 DP: 0 HBP: 0	WP: 0 PB: 0 SB: 0 CS: 1	PA: 43
PITCHER	IP	WLS	BF	H	R	ER	SO	BB	IBB	HBP	BLK	WP	HR	S	P	ERA	WHIP				
Mike Scott, R ERA: 7.07 (1, 1)	5.0	L	25	9	7	6	3	2	0	0	0	0	1	29	37	10.80	2.200				
Tom Hausman, R ERA: 2.53 (6, 1)	1.0		4	1	0	0	0	0	0	0	0	0	0	4	4	0.00	1.000				
Pete Falcone, L ERA: 1.29 (7, 1)	2.0		9	3	1	0	2	0	0	0	0	0	0	13	13	0.00	1.500				
Dyar Miller, R ERA: 1.17 (9, 1)	1.0		5	1	0	0	0	0	0	0	0	0	0	5	5	0.00	1.000				

Batter	1	2	3	4	5	6	7	8	9	AB	R	H	RBI	BB	SO	LOB	BOTTOM					
Mookie Wilson, S OBP: 0.262, SLG: 0.293 (1, 9)										4	0	2	0	0	1	0	Pittsburgh Pirates @ New York Mets Shea Stadium, Flushing, NY Tue Apr 28 1981, 7:05 PM EDT Att: 6,973 - Unknown					
Frank Taveras, R OBP: 0.241, SLG: 0.246 (1, 6)										4	0	1	0	0	0	2						
Lee Mazzilli, S OBP: 0.311, SLG: 0.306 (1, 8)										3	0	1	0	1	1							
Dave Kingman, R OBP: 0.382, SLG: 0.535 (1, 7)										4	0	1	0	0	1	1						
Rusty Staub, L OBP: 0.415, SLG: 0.468 (1, 3)										3	0	1	0	1	0	3						
John Stearns, R OBP: 0.167, SLG: 0.167 (1, 5)										4	0	1	0	0	1	3						
Alex Trevino, R OBP: 0.326, SLG: 0.262 (1, 2)										3	0	1	0	0	0	1						
Doug Flynn, R OBP: 0.400, SLG: 0.558 (1, 4)										3	0	0	0	0	0	1						
Mike Scott, R OBP: 0.333, SLG: 0.333 (1, 1) Tom Hausman, R (6, 1) Wally Backman, S (6, PH) Pete Falcone, L (7, 1) Mike Cutchage, L OBP: 0.362, SLG: 0.375 (6, PH) Dyar Miller, R (9, 1)										1	0	0	0	0	0	0						
Inning Stats	R: 0 E: 0 K: 0 S: 3	H: 0 LOB: 0 BB: 0 P: 3	R: 0 E: 0 K: 0 S: 2	H: 0 LOB: 0 BB: 1 P: 6	R: 0 E: 0 K: 0 S: 3	H: 0 LOB: 0 BB: 0 P: 3	R: 0 E: 0 K: 0 S: 4	H: 2 LOB: 2 BB: 1 P: 8	R: 0 E: 0 K: 0 S: 3	H: 1 LOB: 0 BB: 0 P: 3	R: 0 E: 0 K: 3 S: 10	H: 1 LOB: 1 BB: 0 P: 10	R: 0 E: 0 K: 0 S: 3	H: 1 LOB: 0 BB: 0 P: 3	R: 0 E: 0 K: 0 S: 5	H: 3 LOB: 2 BB: 0 P: 5		R: 0 E: 0 K: 2 S: 8	H: 1 LOB: 1 BB: 0 P: 8	1B: 9 2B: 0 3B: 0 HR: 0	SF: 0 SAC: 0 DP: 4 HBP: 0	WP: 0 PB: 0 SB: 0 CS: 0
PITCHER	IP	WLS	BF	H	R	ER	SO	BB	IBB	HBP	BLK	WP	HR	S	P	ERA	WHIP					
Rick Rhoden, R ERA: 2.17 (1, 1)	9.0	W	33	9	0	0	5	2	0	0	0	0	0	41	49	0.00	1.222					

Batter	1	2	3	4	5	6	7	8	9	AB	R	H	RBI	BB	SO	LOB	TOP										
Omar Moreno, L (1,8) OBP: 0.322, SLG: 0.314	L6	1B		3-1 BLK E 1B	BB		3B			4	2	3	0	1	0	0	Pittsburgh Pirates @ New York Mets Shea Stadium, Flushing, NY Wed Apr 29 1981, 7:05 PM EDT Att: 7,175 - Unknown										
Tim Foli, R (1,6) OBP: 0.289, SLG: 0.302	F9	1B		F7	K		F8			5	0	1	1	0	1	3											
Dave Parker, L (1,9) OBP: 0.368, SLG: 0.360	5-3	1B		3-1	F4-3			F8		4	0	1	1	0	0	2											
Dale Berra, R (5,5) OBP: 0.281, SLG: 0.267		1B								1	0	0	0	0	0	0											
Bill Madlock, R (1,5) OBP: 0.231, SLG: 0.472				E5				4-3		3	1	0	0	0	1	2											
Mike Easter, L (5,9) OBP: 0.316, SLG: 0.368		K		3B						2	1	1	0	0	0	0											
Lee Lacy, R (1,7) OBP: 0.364, SLG: 0.591		HR		3B	E			6-3		5	3	3	1	0	0	1											
Gary Alexander, R (1,3) OBP: 0.600, SLG: 2.333		HR		3B	E6					3	1	2	4	1	0	0											
Tony Peña, R (1,2) OBP: 0.222, SLG: 0.250		1B		F3	BB			FC6-4		4	1	1	0	1	1	2											
Vance Law, R (1,4) OBP: 0.167, SLG: 0.206		FC1-6		K	F7			F9		5	0	1	1	0	2	4											
Jim Bibby, R (1,1) OBP: 0.182, SLG: 0.100	FC1-6	1B		F9				K		5	1	0	0	0	3	3											
Inning Stats	R: 0 E: 0 K: 0 S: 3	H: 0 LOB: 0 BB: 0 P: 3	R: 5 E: 0 K: 1 S: 12	H: 7 LOB: 2 BB: 0 P: 12	R: 1 E: 0 K: 1 S: 7	H: 2 LOB: 1 BB: 0 P: 7	R: 3 E: 2 K: 0 S: 7	H: 2 LOB: 2 BB: 1 P: 11	R: 0 E: 0 K: 2 S: 7	H: 1 LOB: 1 BB: 0 P: 6	R: 0 E: 0 K: 2 S: 8	H: 1 LOB: 1 BB: 0 P: 8	R: 0 E: 0 K: 0 S: 3	H: 0 LOB: 0 BB: 0 P: 3	R: 0 E: 0 K: 1 S: 5	H: 0 LOB: 1 BB: 1 P: 9	1B: 6 2B: 2 3B: 4 HR: 1	SF: 1 SAC: 0 DP: 0 HBP: 0	WP: 0 PB: 0 SB: 0 CS: 0	PA: 45							
PITCHER	IP	WLS	BF	H	R	ER	SO	BB	IBB	HBP	BLK	WP	HR	S	P	ERA	WHIP										
Dave Roberts, L (1,1) ERA: 19.29	1.2	L	12	7	5	5	1	0	0	0	0	0	1	14	14	27.00	4.200										
Dyar Miller, R (2,1) ERA: 1.5	2.1		14	4	4	1	1	1	0	0	1	0	0	15	19	3.86	2.143										
Jeff Reardon, R (5,1) ERA: 9.64	3.0		12	2	1	1	5	1	0	0	0	0	0	21	25	3.00	1.000										
Tom Hausman, R (8,1) ERA: 2.45	1.0		3	0	0	0	0	0	0	0	0	0	0	3	3	0.00	0.000										
Neil Allen, R (9,1) ERA:	1.0		4	0	0	0	1	1	0	0	0	0	0	5	9	0.00	1.000										

Batter	1	2	3	4	5	6	7	8	9	AB	R	H	RBI	BB	SO	LOB	BOTTOM										
Mookie Wilson, S (1,9) OBP: 0.239, SLG: 0.267	K		6-3		FC6-4		4-3			4	0	0	0	0	1	3	Pittsburgh Pirates @ New York Mets Shea Stadium, Flushing, NY Wed Apr 29 1981, 7:05 PM EDT Att: 7,175 - Unknown										
Frank Taveras, R (1,6) OBP: 0.230, SLG: 0.233	F8			5-3		4-3		F8		3	0	0	0	0	0	0											
Bob Bailor, R (7,6)										1	0	0	0	0	0	0											
Lee Mazzilli, S (1,8) OBP: 0.306, SLG: 0.325	4-3			2B		4-3		F8		4	0	1	0	0	0	0											
Dave Kingman, R (1,7) OBP: 0.424, SLG: 0.545				BB						1	0	1	0	3	0	0											
Neil Allen, R (9,1)				BB						0	0	0	0	0	0	0											
John Stearns, R (1,5) OBP: 0.111, SLG: 0.111				BB						3	0	0	0	0	0	4											
Mike Cabbage, L (8,5) OBP: 0.333, SLG: 0.333				BB						1	0	0	0	0	1	1											
Rusty Staub, L (1,3) OBP: 0.400, SLG: 0.449										2	0	0	0	0	0	3											
Jeff Reardon, R (5,1)										0	0	0	0	0	0	0											
Wally Backman, S (7, PH) OBP: 0.143, SLG: 0.143										2	0	1	0	0	0	0											
Alex Trevino, R (1,2) OBP: 0.320, SLG: 0.244	FC6-4				6-3		1B			3	0	0	0	1	0	1											
Doug Flynn, R (1,4) OBP: 0.417, SLG: 0.565										3	0	2	0	0	0	0											
Tom Hausman, R (8,1)										0	0	0	0	0	0	0											
Hubie Brooks, R (9,7) OBP: 0.292, SLG: 0.354										1	0	0	0	0	1	0											
Dave Roberts, L (1,1)										0	0	0	0	0	0	0											
Dyar Miller, R (2,1)										1	0	0	0	0	0	0											
Mike Jorgensen, L (5,3) OBP: 0.235, SLG: 0.375										2	0	0	0	0	0	4											
Inning Stats	R: 0 E: 0 K: 1 S: 5	H: 0 LOB: 0 BB: 0 P: 5	R: 0 E: 0 K: 0 S: 3	H: 0 LOB: 1 BB: 1 P: 7	R: 0 E: 0 K: 0 S: 3	H: 0 LOB: 0 BB: 0 P: 3	R: 0 E: 0 K: 0 S: 4	H: 1 LOB: 2 BB: 1 P: 8	R: 0 E: 0 K: 0 S: 4	H: 1 LOB: 1 BB: 0 P: 4	R: 0 E: 0 K: 0 S: 4	H: 1 LOB: 2 BB: 1 P: 8	R: 0 E: 0 K: 1 S: 5	H: 0 LOB: 1 BB: 1 P: 9	R: 0 E: 0 K: 1 S: 5	H: 0 LOB: 0 BB: 0 P: 5	1B: 4 2B: 1 3B: 0 HR: 0	SF: 0 SAC: 0 DP: 1 HBP: 0	WP: 0 PB: 0 SB: 0 CS: 0	PA: 35							
PITCHER	IP	WLS	BF	H	R	ER	SO	BB	IBB	HBP	BLK	WP	HR	S	P	ERA	WHIP										
Jim Bibby, R (1,1) ERA: 2.25	9.0	W	35	5	0	0	3	4	0	0	0	0	0	37	53	0.00	1.000										



Batter	1	2	3	4	5	6	7	8	9	AB	R	H	RBI	BB	SO	LOB	TOP					
Omar Moreno, L (1, 8) OBP: 0.344, SLG: 0.364										4	2	2	0	0	1	3						
Tim Foli, R (1, 6) OBP: 0.280, SLG: 0.292										5	0	1	3	0	0	2						
Dave Parker, L (1, 9) OBP: 0.232, SLG: 0.407										4	1	1	2	0	1	2						
Mike Easter, L (6, 9) OBP: 0.311, SLG: 0.359										1	0	0	0	0	1	0						
Bill Madlock, R (1, 5) OBP: 0.357, SLG: 0.475										4	0	1	0	0	0	0						
Dale Berra, R (8, 5) OBP: 0.303, SLG: 0.290										1	0	1	0	0	0	0						
Lee Lacy, R (1, 7) OBP: 0.333, SLG: 0.519										5	1	1	0	0	1	2						
Gary Alexander, R (1, 3) OBP: 0.596, SLG: 1.429										4	1	2	0	0	1	2						
Jason Thompson, L (7, 3) OBP: 0.319, SLG: 0.500										0	0	0	0	1	0	0						
Steve Nicosia, R (1, 2) OBP: 0.209, SLG: 0.154										4	1	0	0	1	1	5						
Vance Law, R (1, 4) OBP: 0.175, SLG: 0.211										4	1	1	0	0	1	3						
John Candelaria, L (1, 1) OBP: 0.222, SLG: 0.250										3	0	1	2	0	0	2						
Kent Tekulve, R (9, 1)										0	0	0	0	0	0	0						
Grant Jackson, S (9, 1)										0	0	0	0	0	0	0						
Inning Stats	R: 1 E: 0 K: 0 S: 4	H: 1 LOB: 0 BB: 0 P: 4	R: 0 E: 0 K: 1 S: 6	H: 1 LOB: 1 BB: 0 P: 6	R: 2 E: 0 K: 0 S: 5	H: 2 LOB: 0 BB: 0 P: 5	R: 1 E: 1 K: 0 S: 6	H: 2 LOB: 2 BB: 0 P: 6	R: 0 E: 0 K: 0 S: 3	H: 0 LOB: 0 BB: 0 P: 3	R: 3 E: 1 K: 2 S: 10	H: 2 LOB: 2 BB: 1 P: 15	R: 0 E: 0 K: 0 S: 4	H: 1 LOB: 1 BB: 0 P: 4	R: 0 E: 0 K: 1 S: 6	H: 1 LOB: 1 BB: 0 P: 6	R: 0 E: 0 K: 3 S: 10	H: 1 LOB: 2 BB: 1 P: 14	1B: 7 2B: 2 3B: 1 HR: 1	SF: 1 SAC: 0 DP: 0 HBP: 1	WP: 1 PB: 0 SB: 1 CS: 0	PA: 43
PITCHER	IP WLS BF H R ER SO BB IBB HBP BLK WP HR S P ERA WHIP																					
Randy Jones, L (1, 1) ERA: 3.68	5.2 L 29 8 7 3 2 1 0 1 0 1 1 31 36 4.76 1.588																					
Pete Falcone, L (6, 1) ERA: 1.17	1.1 5 1 0 0 1 0 0 0 0 0 0 7 7 0.00 0.750																					
Jeff Reardon, R (8, 1) ERA: 7.94	2.0 9 2 0 0 4 1 0 0 0 0 0 0 16 20 0.00 1.500																					

Pittsburgh Pirates @ New York Mets
Shea Stadium, Flushing, NY
Thu Apr 30 1981, 7:05 PM EDT
Att: 5,553 - Unknown


AB 39
R 7
H 11
RBI 7
BB 2
SO 7
LOB 21



Batter	1	2	3	4	5	6	7	8	9	AB	R	H	RBI	BB	SO	LOB	BOTTOM					
Frank Taveras, R (1, 6) OBP: 0.238, SLG: 0.242										2	1	1	0	0	0	0						
Bob Bailor, R (5, 6) OBP: 0.250, SLG: 0.500										3	0	1	1	0	0	2						
John Stearns, R (1, 3) OBP: 0.286, SLG: 0.308										4	0	2	1	1	0	0						
Lee Mazzilli, S (1, 8) OBP: 0.278, SLG: 0.289										5	0	0	0	0	3	4						
Dave Kingman, R (1, 7) OBP: 0.413, SLG: 0.542										4	0	1	0	0	0	1						
Joel Youngblood, R (1, 9) OBP: 0.310, SLG: 0.308										3	1	1	0	1	0	2						
Hubie Brooks, R (1, 5) OBP: 0.288, SLG: 0.365										4	1	1	0	0	0	3						
Alex Trevino, R (1, 2) OBP: 0.315, SLG: 0.245										4	0	1	1	0	1	2						
Doug Flynn, R (1, 4) OBP: 0.423, SLG: 0.571										3	1	1	1	1	0	1						
Randy Jones, R (1, 1) OBP: 0.333, SLG: 0.333										2	0	1	0	0	0	0						
Pete Falcone, L (6, 1) ERA: 2.09										0	0	0	0	0	0	0						
Mookie Wilson, S (7, PH) OBP: 0.234, SLG: 0.261										1	0	0	0	0	0	1						
Jeff Reardon, R (8, 1) ERA: 7.94										0	0	0	0	0	0	0						
Rusty Staub, L (9, PH) OBP: 0.393, SLG: 0.440										1	0	0	0	0	0	1						
Inning Stats	R: 0 E: 0 K: 1 S: 5	H: 0 LOB: 0 BB: 0 P: 5	R: 0 E: 0 K: 1 S: 6	H: 1 LOB: 1 BB: 0 P: 6	R: 1 E: 1 K: 0 S: 5	H: 2 LOB: 1 BB: 0 P: 5	R: 1 E: 0 K: 0 S: 5	H: 2 LOB: 1 BB: 0 P: 5	R: 0 E: 0 K: 0 S: 3	H: 1 LOB: 0 BB: 0 P: 3	R: 0 E: 0 K: 1 S: 5	H: 0 LOB: 1 BB: 1 P: 9	R: 0 E: 0 K: 0 S: 3	H: 0 LOB: 1 BB: 1 P: 7	R: 0 E: 0 K: 0 S: 4	H: 1 LOB: 1 BB: 0 P: 4	R: 2 E: 0 K: 1 S: 8	H: 3 LOB: 2 BB: 1 P: 12	1B: 4 2B: 6 3B: 0 HR: 0	SF: 0 SAC: 0 DP: 1 HBP: 0	WP: 0 PB: 0 SB: 0 CS: 0	PA: 39
PITCHER	IP WLS BF H R ER SO BB IBB HBP BLK WP HR S P ERA WHIP																					
John Candelaria, L (1, 1) ERA: 3.77	8.2 W 37 10 4 4 3 2 0 0 0 0 0 0 41 49 4.15 1.385																					
Kent Tekulve, R (9, 1) ERA: 2.09	0.0 1 0 0 0 0 1 0 0 0 0 0 0 0 4 0.00 0.000																					
Grant Jackson, L (9, 1) ERA: 1.29	0.1 S 1 0 0 0 0 1 0 0 0 0 0 0 3 3 0.00 0.000																					

Pittsburgh Pirates @ New York Mets
Shea Stadium, Flushing, NY
Thu Apr 30 1981, 7:05 PM EDT
Att: 5,553 - Unknown

AB 36
R 4
H 10
RBI 4
BB 3
SO 4
LOB 17



Batter	1	2	3	4	5	6	7	8	9	AB	R	H	RBI	BB	SO	LOB	TOP								
Ozzie Smith, S OBP: 0.298, SLG: 0.217 (1, 6)										4	1	1	0	0	1	2									
Ruppert Jones, L OBP: 0.300, SLG: 0.280 (1, 8)										4	1	1	0	0	1	1									
Gene Richards, L OBP: 0.281, SLG: 0.229 (1, 7)										2	1	0	0	2	0	0									
Terry Kennedy, L OBP: 0.329, SLG: 0.324 (1, 2)										4	0	1	1	0	1	1									
Joe Lefebvre, L OBP: 0.270, SLG: 0.370 (1, 9)										2	0	0	1	1	1	1									
Broderick Perkins, L OBP: 0.440, SLG: 0.478 (1, 3)										3	1	2	0	1	0	0									
Luis Salazar, R OBP: 0.282, SLG: 0.298 Barry Evans, R OBP: 0.333, SLG: 0.278 (9, 5)										4	0	1	0	0	2	2									
Juan Bonilla, R OBP: 0.275, SLG: 0.270 (1, 4)										4	0	1	1	0	0	1									
Juan Eichelberger, R OBP: 0.111, SLG: 0.111 John Ureca, R OBP: 0.333, SLG: 0.333 Gary Lucas, L (9, 1)										1	0	0	0	0	1	0									
Inning Stats	R: 0 E: 0 K: 0 S: 3	H: 1 LOB: 0 BB: 0 P: 3	R: 0 E: 0 K: 1 S: 4	H: 0 LOB: 1 BB: 2 P: 12	R: 0 E: 0 K: 2 S: 7	H: 0 LOB: 0 BB: 0 P: 7	R: 0 E: 0 K: 1 S: 5	H: 0 LOB: 0 BB: 0 P: 5	R: 1 E: 0 K: 1 S: 7	H: 2 LOB: 1 BB: 0 P: 7	R: 3 E: 0 K: 1 S: 7	H: 3 LOB: 1 BB: 1 P: 12	R: 0 E: 0 K: 0 S: 3	H: 0 LOB: 0 BB: 0 P: 3	R: 0 E: 0 K: 1 S: 5	H: 0 LOB: 1 BB: 0 P: 9	R: 0 E: 0 K: 0 S: 5	H: 2 LOB: 2 BB: 0 P: 5	1B: 8 2B: 0 3B: 0 HR: 0	SF: 1 SAC: 0 DP: 0 HBP: 1	WP: 0 PB: 0 SB: 3 CS: 1	PA: 37			
PITCHER	IP	WLS	BF	H	R	ER	SO	BB	IBB	HBP	BLK	WP	HR	S	P	ERA	WHIP								
Pat Zachry, R ERA: 3.41 Tom Hausman, R ERA: 2.16	(1, 1)	7.0	L	28	6	4	4	6	3	0	1	0	0	36	49	5.14	1.286								
(8, 1)	2.0	9	2	0	0	1	1	0	0	0	0	0	0	10	14	0.00	1.500								

San Diego Padres @ New York Mets
Shea Stadium, Flushing, NY
Fri May 01 1981, 7:05 PM EDT
Att: 7,181 - Unknown

AB	31
R	4
H	8
RBI	3
BB	4
SO	7
LOB	9



Batter	1	2	3	4	5	6	7	8	9	AB	R	H	RBI	BB	SO	LOB	BOTTOM								
Joel Youngblood, R OBP: 0.265, SLG: 0.258 (1, 9)										5	0	0	0	0	1	3									
Bob Bailor, R OBP: 0.500, SLG: 0.571 (1, 6)										3	0	2	0	1	0	0									
Lee Mazzilli, S OBP: 0.276, SLG: 0.327 (1, 8)										4	0	1	0	0	1	3									
Dave Kingman, R OBP: 0.303, SLG: 0.510 (1, 7)										3	0	0	0	1	1	2									
John Stearns, R OBP: 0.278, SLG: 0.294 (1, 5)										4	1	1	0	0	1	3									
Rusty Staub, L OBP: 0.400, SLG: 0.491 (1, 3)										3	1	1	2	1	0	0									
Alex Trevino, R OBP: 0.310, SLG: 0.245 (1, 2)										4	0	1	0	0	1	0									
Doug Flynn, R OBP: 0.411, SLG: 0.585 (1, 4)										4	0	1	0	0	0	2									
Pat Zachry, R OBP: 0.429, SLG: 0.333 Wally Backman, S OBP: 0.125, SLG: 0.125 Tom Hausman, R (8, 1)										2	0	0	0	0	1	2									
Mike Cabbage, L OBP: 0.333, SLG: 0.333 Hubie Brooks, R OBP: 0.283, SLG: 0.358 (9, PH)										1	0	0	0	0	0	0									
Inning Stats	R: 0 E: 0 K: 2 S: 8	H: 1 LOB: 1 BB: 0 P: 8	R: 2 E: 0 K: 1 S: 7	H: 2 LOB: 0 BB: 0 P: 8	R: 0 E: 0 K: 0 S: 4	H: 1 LOB: 2 BB: 1 P: 8	R: 0 E: 0 K: 0 S: 4	H: 0 LOB: 1 BB: 0 P: 3	R: 0 E: 0 K: 0 S: 4	H: 1 LOB: 1 BB: 0 P: 4	R: 0 E: 0 K: 0 S: 3	H: 0 LOB: 0 BB: 0 P: 3	R: 0 E: 0 K: 3 S: 10	H: 1 LOB: 1 BB: 0 P: 10	1B: 4 2B: 0 3B: 2 HR: 1	SF: 0 SAC: 0 DP: 0 HBP: 0	WP: 0 PB: 0 SB: 0 CS: 0	PA: 37							
PITCHER	IP	WLS	BF	H	R	ER	SO	BB	IBB	HBP	BLK	WP	HR	S	P	ERA	WHIP								
Juan Eichelberger, R ERA: 2.48 John Ureca, R ERA: Gary Lucas, L ERA: 3.43	(1, 1)	3.0	W	14	4	2	2	3	1	0	0	0	0	19	24	6.00	1.667								
(4, 1)	5.1	W	21	3	0	0	2	2	0	0	0	0	0	23	31	0.00	0.938								
(9, 1)	0.2	S	2	0	0	0	2	0	0	0	0	0	0	6	6	0.00	0.000								


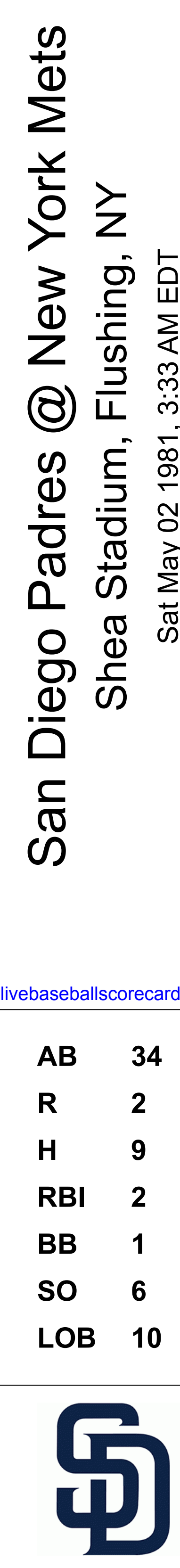
San Diego Padres @ New York Mets
Shea Stadium, Flushing, NY
Fri May 01 1981, 7:05 PM EDT
Att: 7,181 - Unknown

AB	34
R	2
H	7
RBI	2
BB	3
SO	7
LOB	16



Batter	1	2	3	4	5	6	7	8	9	AB	R	H	RBI	BB	SO	LOB	TOP				
Ozzie Smith, S OBP: 0.306, SLG: 0.230 (1, 6)	F8						F2			4	0	2	0	0	0	0	San Diego Padres @ New York Mets Shea Stadium, Flushing, NY Sat May 02 1981, 3:33 AM EDT Att: 6,276 - Unknown livebaseballscorecards.com				
Ruppert Jones, L OBP: 0.297, SLG: 0.269 (1, 8)	F7		P5		SF9		K			3	0	0	1	0	1	1					
Gene Richards, L OBP: 0.280, SLG: 0.230 (1, 7)				F8	F8			K		4	0	1	0	0	1	2					
Terry Kennedy, L OBP: 0.325, SLG: 0.320 (1, 2)	F4			3-1				F8		4	0	1	1	0	0	1					
Joe Lefebvre, L OBP: 0.277, SLG: 0.375 (1, 9)										2	0	1	0	0	1	0					
Craig Stimac, R OBP: 0.200, SLG: 0.200 (5, PH)										1	0	0	0	0	0	2					
Danny Boone, L (5, 1)										0	0	0	0	0	0	0					
Barry Evans, R OBP: 0.364, SLG: 0.278 (8, PH)										0	0	0	0	1	0	0					
Tim Lollar, L OBP: 0.500, SLG: 2.000 (8, 1)										0	0	0	0	0	0	0					
Broderick Perkins, L OBP: 0.448, SLG: 0.519 (1, 3)										4	0	2	0	0	1	1					
Luis Salazar, R OBP: 0.270, SLG: 0.284 (1, 5)										4	0	0	0	0	1	3					
Juan Bonilla, R OBP: 0.273, SLG: 0.268 (1, 4)										4	1	1	0	0	0	0					
Chris Welsh, L (1, 1)										1	0	0	0	0	0	0					
John Littlefield, R (3, 1)										0	0	0	0	0	0	0					
Randy Bass, L OBP: 0.279, SLG: 0.328 (5, PH)										1	1	1	0	0	0	0					
Dave Edwards, R OBP: 0.174, SLG: 0.095 (5, 9)										2	0	0	0	0	1	0					
Inning Stats	R: 0 E: 0 K: 0 S: 4	H: 1 LOB: 1 BB: 0 P: 4	R: 0 E: 0 K: 1 S: 5	H: 1 LOB: 0 BB: 0 P: 5	R: 0 E: 0 K: 0 S: 4	H: 1 LOB: 1 BB: 0 P: 4	R: 0 E: 0 K: 0 S: 5	H: 2 LOB: 2 BB: 0 P: 5	R: 2 E: 0 K: 0 S: 7	H: 4 LOB: 2 BB: 0 P: 7	R: 0 E: 0 K: 2 S: 5	H: 0 LOB: 0 BB: 0 P: 7	R: 0 E: 0 K: 2 S: 7	H: 0 LOB: 1 BB: 1 P: 11	R: 0 E: 0 K: 0 S: 3	H: 0 LOB: 0 BB: 0 P: 3	1B: 8 2B: 1 3B: 0 HR: 0	SF: 1 SAC: 0 DP: 1 HBP: 0	WP: 0 PB: 0 SB: 0 CS: 0	PA: 36	
PITCHER	IP	WLS	BF	H	R	ER	SO	BB	IBB	HBP	BLK	WP	HR	S	P	ERA	WHIP				
Ed Lynch, R ERA: 3.86 (1, 1)	4.2		22	9	2	2	1	0	0	0	0	0	0	24	24	3.86	1.929				
Pete Falcone, L ERA: 0.92 (5, 1)	4.1	W	14	0	0	0	5	1	0	0	0	0	0	23	27	0.00	0.231				

Batter	1	2	3	4	5	6	7	8	9	AB	R	H	RBI	BB	SO	LOB	BOTTOM					
Mookie Wilson, S OBP: 0.235, SLG: 0.260 (1, 8)										4	0	1	0	0	1	4	San Diego Padres @ New York Mets Shea Stadium, Flushing, NY Sat May 02 1981, 3:33 AM EDT Att: 6,276 - Unknown livebaseballscorecards.com					
Bob Bailor, R OBP: 0.417, SLG: 0.400 (1, 6)										3	1	0	0	1	1	2						
John Stearns, R OBP: 0.273, SLG: 0.381 (1, 3)										4	1	1	1	0	0	1						
Mike Jorgensen, L OBP: 0.235, SLG: 0.375 (8, 3)										0	0	0	0	0	0	0						
Dave Kingman, R OBP: 0.308, SLG: 0.556 (1, 7)										3	2	1	2	1	1	0						
Joel Youngblood, R OBP: 0.289, SLG: 0.286 (1, 9)										4	1	2	0	0	0	0						
Hubie Brooks, R OBP: 0.298, SLG: 0.368 (1, 5)										4	1	2	0	0	0	1						
Alex Trevino, R OBP: 0.323, SLG: 0.263 (1, 2)										4	0	2	1	0	1	1						
Doug Flynn, R OBP: 0.400, SLG: 0.561 (1, 4)										4	0	1	2	0	0	1						
Ed Lynch, R OBP: 1.000, SLG: 2.000 (1, 1)										1	0	1	0	1	0	0						
Pete Falcone, L (5, 1)										2	0	0	0	0	0	0						
Inning Stats	R: 3 E: 0 K: 1 S: 8	H: 4 LOB: 1 BB: 1 P: 12	R: 0 E: 0 K: 1 S: 6	H: 1 LOB: 1 BB: 0 P: 6	R: 3 E: 0 K: 0 S: 6	H: 4 LOB: 2 BB: 2 P: 14	R: 0 E: 0 K: 1 S: 5	H: 0 LOB: 0 BB: 0 P: 5	R: 0 E: 1 K: 0 S: 4	H: 0 LOB: 1 BB: 0 P: 4	R: 0 E: 0 K: 1 S: 5	H: 0 LOB: 0 BB: 0 P: 5	R: 0 E: 0 K: 0 S: 3	H: 0 LOB: 0 BB: 0 P: 3	R: 0 E: 0 K: 0 S: 3	H: 0 LOB: 0 BB: 0 P: 3		1B: 8 2B: 1 3B: 1 HR: 1	SF: 0 SAC: 0 DP: 1 HBP: 0	WP: 0 PB: 0 SB: 1 CS: 1	PA: 36	
PITCHER	IP	WLS	BF	H	R	ER	SO	BB	IBB	HBP	BLK	WP	HR	S	P	ERA		WHIP				
Chris Welsh, L ERA: 5.0 (1, 1)	2.1	L	15	7	6	6	2	2	0	0	0	0	0	8	12	0.00		1.800				
John Littlefield, R ERA: 4.96 (3, 1)	1.2		7	2	0	0	1	1	0	0	0	0	0	13	13	0.00	0.667					
Danny Boone, L ERA: 2.38 (5, 1)	3.0		11	2	0	0	1	0	0	0	1	0	0	3	3	0.00	0.000					
Tim Lollar, L ERA: 10.5 (8, 1)	1.0		3	0	0	0	0	0	0	0	0	0	0	3	3	0.00	0.000					



Batter	1	2	3	4	5	6	7	8	9	AB	R	H	RBI	BB	SO	LOB	TOP									
Ozzie Smith, S OBP: 0.314, SLG: 0.233 (1, 6)										3	1	2	1	1	1	1										
Ruppert Jones, L OBP: 0.266, SLG: 0.268 (1, 8)										4	0	1	0	0	1	2										
Gene Richards, L OBP: 0.279, SLG: 0.231 (1, 7)										4	0	1	0	0	0	1										
Luis Salazar, R OBP: 0.269, SLG: 0.283 Barry Evans, R OBP: 0.364, SLG: 0.278 (1, 5) (8, 5)										4	0	1	0	0	2	1										
Dave Edwards, R OBP: 0.192, SLG: 0.250 Joe Lefebvre, L OBP: 0.273, SLG: 0.368 (1, 9) (9, 9)											4	1	1	1	0	0	1									
Broderick Perkins, L OBP: 0.424, SLG: 0.454 (1, 3)										4	1	1	0	0	0	0										
Steve Swisher, R OBP: 0.333, SLG: 0.333 (1, 2)										4	1	2	0	0	1	0										
Juan Bonilla, R OBP: 0.271, SLG: 0.267 (1, 4)										4	0	1	0	0	2	3										
Rick Wise, R OBP: 0.143, SLG: 0.286 Craig Stimac, R OBP: 0.167, SLG: 0.167 Gary Lucas, L (1, 1) (7, PH) (7, 1)										2	0	0	0	0	1	3										
Inning Stats	R: 1 E: 0 K: 1 S: 5	H: 1 LOB: 0 BB: 1 P: 9	R: 0 E: 0 K: 1 S: 5	H: 0 LOB: 0 BB: 0 P: 5	R: 0 E: 0 K: 2 S: 7	H: 0 LOB: 0 BB: 0 P: 7	R: 0 E: 0 K: 2 S: 7	H: 1 LOB: 0 BB: 0 P: 7	R: 2 E: 1 K: 1 S: 9	H: 3 LOB: 2 BB: 0 P: 9	R: 1 E: 0 K: 0 S: 4	H: 1 LOB: 1 BB: 0 P: 4	R: 0 E: 1 K: 0 S: 4	H: 1 LOB: 1 BB: 0 P: 4	R: 0 E: 0 K: 0 S: 3	H: 1 LOB: 0 BB: 0 P: 3	R: 0 E: 0 K: 1 S: 6	H: 1 LOB: 1 BB: 0 P: 6	1B: 8 2B: 0 3B: 0 HR: 1	SF: 0 SAC: 0 DP: 1 HBP: 0	WP: 0 PB: 0 SB: 0 CS: 2	PA: 36				
PITCHER	IP	WLS	BF	H	R	ER	SO	BB	IBB	HBP	BLK	WP	HR	S	P	ERA	WHIP									
Dave Roberts, L ERA: 6.75 Dyar Miller, R ERA: 1.5 (1, 1) (8, 1)	7.0	L	28	7	4	2	7	1	0	0	0	0	0	1	41	45	2.57	1.143								

San Diego Padres @ New York Mets
Shea Stadium, Flushing, NY
Sun May 03 1981, 3:33 AM EDT
Unknown

AB	35
R	4
H	9
RBI	3
BB	1
SO	8
LOB	13



Batter	1	2	3	4	5	6	7	8	9	AB	R	H	RBI	BB	SO	LOB	BOTTOM								
Mookie Wilson, S OBP: 0.236, SLG: 0.278 (1, 9)										4	0	1	0	0	0	1									
Frank Taveras, R OBP: 0.239, SLG: 0.242 (1, 6)										4	0	1	0	0	1	1									
Lee Mazzilli, S OBP: 0.258, SLG: 0.302 (1, 8)										4	0	0	0	0	2	2									
Dave Kingman, R OBP: 0.387, SLG: 0.517 (1, 7)										4	0	0	0	0	1	2									
Rusty Staub, L OBP: 0.406, SLG: 0.482 (1, 3)										3	1	1	0	1	1	2									
Hubie Brooks, R OBP: 0.300, SLG: 0.367 (1, 5)										3	0	1	0	0	0	1									
Ron Hodges, L OBP: 0.355, SLG: 0.727 Dyar Miller, R (1, 2) (8, 1)										3	0	1	1	0	1	0									
Doug Flynn, R OBP: 0.381, SLG: 0.533 (1, 4)										3	0	0	0	0	0	0									
Dave Roberts, L Alex Trevino, R OBP: 0.333, SLG: 0.276 (1, 1) (8, 2)										2	0	0	0	0	1	0									
Inning Stats	R: 0 E: 0 K: 1 S: 7	H: 2 LOB: 2 BB: 0 P: 7	R: 0 E: 0 K: 0 S: 3	H: 0 LOB: 0 BB: 0 P: 3	R: 0 E: 0 K: 1 S: 5	H: 0 LOB: 0 BB: 0 P: 5	R: 1 E: 0 K: 1 S: 6	H: 2 LOB: 2 BB: 1 P: 10	R: 0 E: 0 K: 0 S: 3	H: 0 LOB: 0 BB: 0 P: 3	R: 0 E: 0 K: 1 S: 5	H: 0 LOB: 0 BB: 0 P: 5	R: 0 E: 0 K: 1 S: 5	H: 1 LOB: 1 BB: 0 P: 5	R: 0 E: 0 K: 1 S: 6	H: 1 LOB: 0 BB: 0 P: 6	R: 0 E: 0 K: 1 S: 5	H: 0 LOB: 0 BB: 0 P: 5	1B: 5 2B: 1 3B: 0 HR: 0	SF: 0 SAC: 0 DP: 1 HBP: 0	WP: 0 PB: 0 SB: 1 CS: 0	PA: 32			
PITCHER	IP	WLS	BF	H	R	ER	SO	BB	IBB	HBP	BLK	WP	HR	S	P	ERA	WHIP								
Rick Wise, R ERA: 3.42 Gary Lucas, L ERA: 3.0 (1, 1) (7, 1)	6.0	W	22	4	1	1	4	1	0	0	0	0	0	29	33	1.50	0.833								

San Diego Padres @ New York Mets
Shea Stadium, Flushing, NY
Sun May 03 1981, 3:33 AM EDT
Unknown

AB	31
R	1
H	6
RBI	1
BB	1
SO	7
LOB	9



Batter	1	2	3	4	5	6	7	8	9	AB	R	H	RBI	BB	SO	LOB	TOP			
Ozzie Smith, S OBP: 0.302, SLG: 0.223 (1, 6)	0-0 6-3			0-3 K		0-0 6-3		0-0 F7		4	0	0	0	0	1	0	San Diego Padres @ New York Mets Shea Stadium, Flushing, NY Sun May 03 1981, 3:38 AM EDT Att: 26,392 - Unknown			
Ruppert Jones, L OBP: 0.284, SLG: 0.279 John Urrea, R OBP: 0.333, SLG: 0.333 (1, 8) (8, 1)	0-3 K			0-0 2B		0-0 3-1		0-0 3-1		4	1	1	0	0	1	0				
Gene Richards, L OBP: 0.287, SLG: 0.253 (1, 7)	0-0 F4-3			0-0 2B				0-0 2B		4	2	2	1	0	0	0				
Terry Kennedy, L OBP: 0.345, SLG: 0.354 (1, 2)				0-0 1B				0-0 2B		4	1	3	1	0	1	0				
Broderick Perkins, L OBP: 0.432, SLG: 0.514 (1, 3)	0-0 F7			0-0 1B				0-0 2B		4	0	2	2	0	0	2				
Joe Lefebvre, L OBP: 0.257, SLG: 0.344 (1, 9) (8, 8)	0-0 F8							0-0 F5		4	0	0	0	0	0	2				
Luis Salazar, R OBP: 0.260, SLG: 0.274 (1, 5)				0-0 F9		0-0 F9		0-0 G1		3	0	0	0	0	0	1				
Juan Bonilla, R OBP: 0.275, SLG: 0.271 (1, 4)				0-0 1B		0-0 6-3		0-0 6-3		3	0	1	0	0	0	1				
John Curtis, L OBP: 0.225, SLG: 0.125 John Littlefield, R OBP: 0.271, SLG: 0.208 Mike Phillips, L OBP: 0.278 Tim Lollar, L OBP: 0.200 Jerry Turner, L OBP: 0.375, SLG: 0.500 (1, 1) (4, 1) (6, PH) (6, 1) (8, PH) (8, 9)				0-0 B2-6-3				0-0 F7		1	0	0	0	0	0	1				
Inning Stats	R: 0 E: 0 K: 1 S: 5	H: 0 LOB: 0 BB: 0 P: 5	R: 0 E: 0 K: 0 S: 3	H: 1 LOB: 0 BB: 0 P: 3	R: 0 E: 0 K: 0 S: 3	H: 1 LOB: 0 BB: 0 P: 3	R: 2 E: 0 K: 1 S: 7	H: 3 LOB: 0 BB: 0 P: 7	R: 0 E: 0 K: 0 S: 3	H: 0 LOB: 0 BB: 0 P: 3	R: 2 E: 0 K: 0 S: 6	H: 3 LOB: 1 BB: 0 P: 6	R: 0 E: 0 K: 0 S: 3	H: 0 LOB: 0 BB: 0 P: 3	R: 0 E: 0 K: 1 S: 6	H: 1 LOB: 1 BB: 0 P: 6		1B: 5 2B: 4 3B: 0 HR: 0	SF: 0 SAC: 0 DP: 2 HBP: 0	WP: 0 PB: 0 SB: 0 CS: 1
PITCHER	IP WLS BF H R ER SO BB IBB HBP BLK WP HR S P ERA WHIP	IP WLS BF H R ER SO BB IBB HBP BLK WP HR S P ERA WHIP																		
Mike Scott, R ERA: 6.43 Neil Allen, R ERA:	(1, 1) (8, 1)	7.0 W 26 8 4 4 2 0 0 0 0 0 0 30 30 5.14 1.143	2.0 S 7 1 0 0 1 0 0 0 0 0 0 9 9 0.00 0.500																	

AB	33
R	4
H	9
RBI	4
BB	0
SO	3
LOB	7



Batter	1	2	3	4	5	6	7	8	9	AB	R	H	RBI	BB	SO	LOB	BOTTOM				
Joel Youngblood, R OBP: 0.372, SLG: 0.436 (1, 9)	0-0 FC5 1B			0-0 2B		0-0 SH2-4 BB		0-0 1-1 2-H HR		4	2	4	3	1	0	0	San Diego Padres @ New York Mets Shea Stadium, Flushing, NY Sun May 03 1981, 3:38 AM EDT Att: 26,392 - Unknown				
Bob Bailor, R OBP: 0.438, SLG: 0.462 (1, 6)	0-0 F8			0-0 SF9 2B		0-0 SH2-4 1-2		0-3 K		3	1	1	1	1	1	1					
Lee Mazzilli, S OBP: 0.254, SLG: 0.293 (1, 8)	0-0 1-2 1B			0-0 F8 2-3		0-3 K		0-0 P4		5	0	1	0	0	2	5					
Dave Kingman, R OBP: 0.300, SLG: 0.500 Mookie Wilson, S OBP: 0.236, SLG: 0.278 (1, 7) (9, 7)	0-0 F2			0-0 SF9 1B BB		0-0 FC6-4 1-2 2-3 3-H BB		0-0 6-3		2	1	0	1	3	0	2					
John Stearns, R OBP: 0.259, SLG: 0.320 Mike Jorgensen, L OBP: 0.235, SLG: 0.375 (1, 3) (9, 3)	0-0 FC5 2-3			0-0 SF9 1B BB		0-0 FC6-4 1-2		0-0 F9		4	0	0	0	1	0	7					
Hubie Brooks, R OBP: 0.297, SLG: 0.365 (1, 5)				0-0 SF9 1B		0-0 E4 E		0-3 1-6-3		3	0	1	1	0	0	0					
Alex Trevino, R OBP: 0.343, SLG: 0.279 (1, 2)	0-0 F9			0-0 2-H 3-H 1B		0-0 F7 1-2		0-0 1B HR BB		3	1	1	1	1	0	2					
Doug Flynn, R OBP: 0.388, SLG: 0.531 (1, 4)	0-0 1-2 1B			0-0 F4-3		0-0 F8		0-0 1-2 HR 1B		4	1	2	0	0	0	1					
Mike Scott, R OBP: 0.333, SLG: 0.200 Rusty Staub, L OBP: 0.400, SLG: 0.474 Neil Allen, R (7, PH) (8, 1)	0-0 B1-5-4			0-0 BB 1B BB		0-0 L4		0-3 K		2	1	0	0	1	0	3					
Inning Stats	R: 0 E: 0 K: 0 S: 5	H: 2 LOB: 2 BB: 0 P: 5	R: 0 E: 0 K: 0 S: 4	H: 2 LOB: 1 BB: 0 P: 4	R: 3 E: 0 K: 0 S: 5	H: 3 LOB: 2 BB: 2 P: 13	R: 1 E: 0 K: 1 S: 6	H: 1 LOB: 3 BB: 3 P: 18	R: 0 E: 0 K: 0 S: 4	H: 0 LOB: 1 BB: 0 P: 4	R: 0 E: 0 K: 0 S: 3	H: 0 LOB: 2 BB: 2 P: 11	R: 3 E: 0 K: 2 S: 9	H: 2 LOB: 0 BB: 1 P: 13	R: 0 E: 0 K: 1 S: 5	H: 0 LOB: 0 BB: 0 P: 5		1B: 8 2B: 1 3B: 0 HR: 1	SF: 1 SAC: 1 DP: 1 HBP: 0	WP: 0 PB: 0 SB: 0 CS: 0	PA: 41
PITCHER	IP WLS BF H R ER SO BB IBB HBP BLK WP HR S P ERA WHIP	IP WLS BF H R ER SO BB IBB HBP BLK WP HR S P ERA WHIP																			
John Curtis, L ERA: 5.97 John Littlefield, R ERA: 4.58 Tim Lollar, L ERA: 10.93 John Urrea, R ERA:	(1, 1) (4, 1) (6, 1) (8, 1)	3.2 22 5 0 0 0 0 0 0 0 0 0 0 19 39 9.82 3.545	1.1 5 0 0 0 0 0 0 0 0 0 0 0 5 5 0.00 0.000	2.0 L 11 2 3 3 2 2 1 0 0 0 1 12 24 13.50 2.000	1.0 3 0 0 0 1 0 0 0 0 0 0 0 5 5 0.00 0.000																



Batter	1	2	3	4	5	6	7	8	9	AB	R	H	RBI	BB	SO	LOB	TOP										
Enos Cabell, R (1, 3) OBP: 0.292, SLG: 0.348 Dave Bergman, L (7, 3) OBP: 0.259, SLG: 0.292	0-0 6-3		0-0 6-3	0-0 F8	0-0 F7			0-0 F3		4	0	0	0	0	0	2	San Francisco Giants @ New York Mets Shea Stadium, Flushing, NY Tue May 05 1981, 7:05 PM EDT Att: 6,031 - Unknown AB 42 R 9 H 13 RBI 9 BB 0 SO 4 LOB 12										
Milt May, L (1, 2) OBP: 0.354, SLG: 0.352	0-0 5-3		0-0 F6		0-0 F4-3			0-0 F7		5	1	1	0	0	0												
Jack Clark, R (1, 9) OBP: 0.303, SLG: 0.337 Chili Davis, S (6, 9) OBP: 0.188, SLG: 0.133	0-0 E3		0-0 6-3		0-0 3B		0-3 K		0-0 G3	4	1	1	0	0	1	0											
Larry Hemdon, R (1, 7) OBP: 0.372, SLG: 0.478	0-0 FC4			0-0 F4-3	0-0 2B		0-0 1B		0-0 2B	5	2	4	2	0	0	1											
Darrell Evans, L (1, 5) OBP: 0.311, SLG: 0.396		0-0 F6		0-0 G3	0-0 PB		0-0 F8		0-0 F7	5	1	1	1	0	0	3											
Jerry Martin, R (1, 8) OBP: 0.318, SLG: 0.268		0-0 G3		0-0 F4-3	0-0 FC3-6		0-0 L5		0-0 F9	5	0	2	1	0	0	2											
Rennie Stennett, R (1, 4) OBP: 0.219, SLG: 0.290		0-0 G3		0-0 E	0-0 FC3-6		0-0 6-3			4	2	1	1	0	0	2											
Billy Smith, S (1, 6) OBP: 0.263, SLG: 0.353	0-0 5-3		0-0 E5	0-0 1B	0-0 HR		0-3 K			4	1	1	2	0	1	2											
Tom Griffin, R (1, 1) OBP: 0.231, SLG: 0.417 Jim Wohlford, R (8, PH) OBP: 0.222, SLG: 0.389 Randy Moffitt, R (8, 1) Fred Breining, R (9, 1) Greg Minton, S (9, 1)			0-0 HR	0-0 1B	0-0 HR		0-3 K			3	1	2	2	0	1	0											
Inning Stats	R: 0 E: 1 K: 0 S: 4	H: 0 LOB: 1 BB: 0 P: 4	R: 0 E: 0 K: 0 S: 4	H: 1 LOB: 1 BB: 0 P: 4	R: 1 E: 0 K: 0 S: 4	H: 1 LOB: 0 BB: 0 P: 4	R: 2 E: 1 K: 0 S: 7	H: 3 LOB: 2 BB: 0 P: 7	R: 6 E: 0 K: 1 S: 11	H: 6 LOB: 0 BB: 0 P: 11	R: 0 E: 0 K: 1 S: 6	H: 1 LOB: 1 BB: 0 P: 6	R: 0 E: 0 K: 1 S: 5	H: 0 LOB: 0 BB: 0 P: 5	R: 0 E: 0 K: 1 S: 5	H: 0 LOB: 0 BB: 0 P: 5		R: 0 E: 0 K: 0 S: 4	H: 1 LOB: 1 BB: 0 P: 4	1B: 6 2B: 4 3B: 1 HR: 2	SF: 0 SAC: 0 DP: 0 HBP: 0	WP: 0 PB: 1 SB: 0 CS: 0	PA: 42				
PITCHER	IP	WLS	BF	H	R	ER	SO	BB	IBB	HBP	BLK	WP	HR	S	P	ERA	WHIP										
Randy Jones, L (1, 1) ERA: 4.85	4.0	L	22	8	6	5	0	0	0	0	0	0	1	22	22	11.25	2.000										
Dave Roberts, L (5, 1)	0.0		2	2	1	1	0	0	0	0	0	0	0	2	2	∞	∞										
Dyar Miller, R (5, 1) ERA: 8.58	3.0		11	2	2	2	3	0	0	0	0	0	1	17	17	6.00	0.667										
Jeff Reardon, R (8, 1) ERA: 6.75	2.0		7	1	0	0	1	0	0	0	0	0	0	9	9	0.00	0.500										

Batter	1	2	3	4	5	6	7	8	9	AB	R	H	RBI	BB	SO	LOB	BOTTOM										
Joel Youngblood, R (1, 9) OBP: 0.396, SLG: 0.500	0-0 CS		0-0 1B			0-0 F8		0-0 F4		5	0	3	0	0	0	0	San Francisco Giants @ New York Mets Shea Stadium, Flushing, NY Tue May 05 1981, 7:05 PM EDT Att: 6,031 - Unknown AB 38 R 7 H 13 RBI 7 BB 3 SO 5 LOB 12										
Frank Taveras, R (1, 6) OBP: 0.236, SLG: 0.229	0-0 F2		0-0 1-3			0-0 F3		0-0 L5		4	1	0	0	1	0	4											
Lee Mazzilli, S (1, 8) OBP: 0.264, SLG: 0.302	0-0 F7			0-0 G3		0-0 4-3			0-0 1B	5	1	2	0	0	0	0											
Dave Kingman, R (1, 7) OBP: 0.300, SLG: 0.484		4-0 BB		0-0 6-3		0-3 K			0-0 K	4	0	1	1	1	2	1											
Rusty Staub, L (1, 3) OBP: 0.388, SLG: 0.458 Jeff Reardon, R (8, 1)		0-0 G4-6-3		0-0 F8		0-0 F7			0-0 F7	2	0	0	0	0	0	1											
Mike Cabbage, L (9, PH) OBP: 0.357, SLG: 0.300		0-0 1-2							0-0 F7	1	1	1	0	0	1	2											
Hubie Brooks, R (1, 5) OBP: 0.309, SLG: 0.373		0-0 BLK			0-3 K		0-3 K		0-0 2B	4	1	2	1	0	2	0											
Alex Trevino, R (1, 2) OBP: 0.352, SLG: 0.308		0-0 4-3						0-0 6-3		4	1	2	1	0	0	1											
Doug Flynn, R (1, 4) OBP: 0.394, SLG: 0.559			0-0 F1-3			0-0 F8		0-0 FC3-6		4	1	2	2	0	0	1											
Randy Jones, R (1, 1) OBP: 0.286, SLG: 0.286 Dave Roberts, L (5, 1) Dyar Miller, R (5, 1) Mike Jorgensen, L (5, 3) Wally Backman, S (7, PH) OBP: 0.111, SLG: 0.111				0-3 K		0-0 4-3		0-0 FC3-6		1	0	0	0	0	1	0											
Inning Stats	R: 0 E: 0 K: 0 S: 3	H: 1 LOB: 0 BB: 0 P: 3	R: 0 E: 0 K: 0 S: 3	H: 1 LOB: 1 BB: 1 P: 7	R: 0 E: 0 K: 1 S: 6	H: 1 LOB: 0 BB: 0 P: 6	R: 0 E: 0 K: 0 S: 3	H: 0 LOB: 0 BB: 0 P: 3	R: 0 E: 0 K: 1 S: 6	H: 1 LOB: 1 BB: 0 P: 6	R: 0 E: 0 K: 2 S: 7	H: 0 LOB: 0 BB: 0 P: 7	R: 0 E: 0 K: 0 S: 5	H: 2 LOB: 2 BB: 0 P: 5	R: 0 E: 0 K: 1 S: 12	H: 7 LOB: 2 BB: 2 P: 20	1B: 8 2B: 3 3B: 1 HR: 1	SF: 0 SAC: 0 DP: 1 HBP: 0	WP: 0 PB: 0 SB: 0 CS: 1	PA: 41							
PITCHER	IP	WLS	BF	H	R	ER	SO	BB	IBB	HBP	BLK	WP	HR	S	P	ERA	WHIP										
Tom Griffin, R (1, 1) ERA: 4.5	7.0	W	24	4	0	0	4	1	0	0	0	0	0	31	35	0.00	0.714										
Randy Moffitt, R (8, 1) ERA: 10.13	1.1		12	7	6	6	1	1	0	0	0	0	1	13	17	40.50	6.000										
Fred Breining, R (9, 1) ERA: 3.21	0.1		2	0	0	0	0	1	0	0	0	0	0	1	5	0.00	3.000										
Greg Minton, R (9, 1) ERA: 3.63	0.1	S	3	2	1	1	0	0	0	0	0	0	0	3	3	27.00	6.000										

Batter	1	2	3	4	5	6	7	8	9	AB	R	H	RBI	BB	SO	LOB	TOP										
Enos Cabell, R OBP: 0.297, SLG: 0.351 Dave Bergman, L OBP: 0.259, SLG: 0.292										5	2	2	1	0	0	0											
Milt May, L OBP: 0.361, SLG: 0.360										4	1	2	0	0	0	0											
Jack Clark, R OBP: 0.317, SLG: 0.367										4	1	2	1	1	0	3											
Larry Hemdon, R OBP: 0.374, SLG: 0.469										4	0	1	1	1	2	5											
Darrell Evans, L OBP: 0.324, SLG: 0.394											3	0	1	1	2	0	1										
Jerry Martin, R OBP: 0.333, SLG: 0.256										2	1	0	1	1	0	1											
Rennie Stennett, R OBP: 0.229, SLG: 0.294 Johnnie LeMaster, R OBP: 0.278, SLG: 0.250										3	1	1	0	0	0	4											
Billy Smith, S OBP: 0.217, SLG: 0.300										3	0	0	1	0	0	1											
Ed Whitson, R OBP: 0.111, SLG: 0.111 Al Holland, R Fred Breining, R Greg Minton, S										2	0	0	0	0	1	1											
Inning Stats	R: 1 E: 1 K: 0 S: 5	H: 1 LOB: 3 BB: 2 P: 13	R: 0 E: 0 K: 0 S: 3	H: 0 LOB: 0 BB: 0 P: 3	R: 1 E: 0 K: 0 S: 4	H: 2 LOB: 1 BB: 1 P: 8	R: 0 E: 0 K: 1 S: 5	H: 1 LOB: 0 BB: 0 P: 5	R: 1 E: 0 K: 0 S: 4	H: 2 LOB: 1 BB: 1 P: 8	R: 3 E: 0 K: 1 S: 9	H: 3 LOB: 2 BB: 0 P: 10	R: 0 E: 0 K: 1 S: 5	H: 0 LOB: 0 BB: 0 P: 5	R: 0 E: 0 K: 0 S: 3	H: 0 LOB: 1 BB: 1 P: 9	1B: 8 2B: 0 3B: 1 HR: 0	SF: 1 SAC: 2 DP: 0 HBP: 1	WP: 0 PB: 0 SB: 3 CS: 3	PA: 42							
PITCHER	IP	WLS	BF	H	R	ER	SO	BB	IBB	HBP	BLK	WP	HR	S	P	ERA	WHIP										
Pat Zachry, R ERA: 3.63	5.2	L	28	7	6	3	1	4	0	1	0	0	0	25	42	4.76	1.941										
Pete Falcone, L ERA: 0.9	0.1		3	2	0	0	1	0	0	0	0	0	0	5	5	0.00	6.000										
Jeff Reardon, R ERA: 5.87	2.0		6	0	0	0	1	0	0	0	0	0	0	8	8	0.00	0.000										
Neil Allen, R ERA:	1.0		4	0	0	0	1	1	0	0	0	0	0	5	9	0.00	1.000										

San Francisco Giants @ New York Mets
Shea Stadium, Flushing, NY
Wed May 06 1981, 7:05 PM EDT
Att: 5,119 - Unknown

AB	32
R	6
H	9
RBI	6
BB	5
SO	4
LOB	16



Batter	1	2	3	4	5	6	7	8	9	AB	R	H	RBI	BB	SO	LOB	BOTTOM										
Joel Youngblood, R OBP: 0.434, SLG: 0.571										5	1	4	1	0	0	0											
Bob Bailor, R OBP: 0.474, SLG: 0.467 Mike Jorgensen, L OBP: 0.238, SLG: 0.526 Jeff Reardon, R										2	0	1	1	1	1	0											
Mookie Wilson, S OBP: 0.232, SLG: 0.273 Neil Allen, R										1	0	0	0	0	1	1											
Lee Mazzilli, S OBP: 0.247, SLG: 0.279										5	0	0	0	0	2	7											
Dave Kingman, R OBP: 0.300, SLG: 0.478											5	0	2	0	0	3	4										
Rusty Staub, L OBP: 0.389, SLG: 0.453										5	0	2	0	0	1	2											
John Stearns, R OBP: 0.250, SLG: 0.300										5	1	1	0	0	0	3											
Mike Cabbage, L OBP: 0.375, SLG: 0.273 Hubie Brooks, R OBP: 0.310, SLG: 0.362										1	0	0	0	1	0	0											
Doug Flynn, R OBP: 0.373, SLG: 0.528										4	1	0	0	0	0	7											
Pat Zachry, R OBP: 0.444, SLG: 0.375 Pete Falcone, L										2	0	1	0	0	1	0											
Alex Trevino, R OBP: 0.356, SLG: 0.313										2	0	1	1	0	0	0											
Inning Stats	R: 0 E: 0 K: 2 S: 7	H: 0 LOB: 0 BB: 0 P: 7	R: 0 E: 0 K: 1 S: 6	H: 1 LOB: 2 BB: 1 P: 10	R: 1 E: 0 K: 2 S: 9	H: 2 LOB: 0 BB: 0 P: 9	R: 0 E: 0 K: 0 S: 3	H: 0 LOB: 0 BB: 0 P: 3	R: 0 E: 0 K: 1 S: 7	H: 2 LOB: 3 BB: 1 P: 11	R: 3 E: 1 K: 1 S: 9	H: 3 LOB: 2 BB: 1 P: 13	R: 0 E: 0 K: 1 S: 7	H: 2 LOB: 2 BB: 0 P: 7	R: 0 E: 0 K: 1 S: 6	H: 1 LOB: 1 BB: 0 P: 6	R: 0 E: 0 K: 0 S: 4	H: 1 LOB: 1 BB: 0 P: 4	1B: 11 2B: 0 3B: 1 HR: 0	SF: 1 SAC: 0 DP: 0 HBP: 0	WP: 1 PB: 0 SB: 1 CS: 0	PA: 43					
PITCHER	IP	WLS	BF	H	R	ER	SO	BB	IBB	HBP	BLK	WP	HR	S	P	ERA	WHIP										
Ed Whitson, R ERA: 3.48	4.1		20	5	1	1	5	2	0	0	0	0	0	28	36	2.08	1.615										
Al Holland, L ERA: 7.11	1.0		8	3	3	1	1	1	0	0	0	0	0	9	13	9.00	4.000										
Fred Breining, R ERA: 3.0	1.0		5	2	0	0	2	0	0	0	0	0	0	9	9	0.00	2.000										
Greg Minton, R ERA: 3.24	2.2	W	10	2	0	0	1	0	0	0	0	1	0	12	12	0.00	0.750										

San Francisco Giants @ New York Mets
Shea Stadium, Flushing, NY
Wed May 06 1981, 7:05 PM EDT
Att: 5,119 - Unknown

AB	39
R	4
H	12
RBI	4
BB	3
SO	9
LOB	27



Batter	1	2	3	4	5	6	7	8	9	AB	R	H	RBI	BB	SO	LOB	TOP			
Enos Cabell, R OBP: 0.295, SLG: 0.347 (1, 3)										4	1	1	0	0	0	2	San Francisco Giants @ New York Mets Shea Stadium, Flushing, NY Thu May 07 1981, 7:05 PM EDT Att: 5,653 - Unknown livebaseballscorecards.com			
Milt May, L OBP: 0.368, SLG: 0.367 (1, 2)										4	0	2	0	0	0	1				
Mike Sadek, R OBP: 0.211, SLG: 0.176 (8, FR)										0	0	0	0	0	0	0				
Jack Clark, R OBP: 0.390, SLG: 0.351 (1, 9)										4	0	0	0	0	0	1				
Johnnie LeMaster, R OBP: 0.278, SLG: 0.250 (8, 6)										0	0	0	0	0	0	0				
Larry Herndon, R OBP: 0.369, SLG: 0.460 (1, 7)										4	0	1	1	0	1	1				
Darrell Evans, L OBP: 0.330, SLG: 0.392 (1, 5)										3	0	1	0	1	0	0				
Jerry Martin, R OBP: 0.308, SLG: 0.234 (1, 8)										4	0	0	0	0	2	3				
Rennie Stennett, R OBP: 0.211, SLG: 0.270 (9, PH)										3	0	0	0	0	0	0				
Joe Morgan, L OBP: 0.295, SLG: 0.297 (9, PH)										1	0	0	0	0	0	1				
Billy Smith, S OBP: 0.200, SLG: 0.273 (8, PH)										2	0	0	0	0	0	0				
Bill North, S OBP: 0.350, SLG: 0.273 (8, PH)										1	0	0	0	0	0	0				
Gary Lavelle, S OBP: 0.333, SLG: 0.333 (8, 1)										0	0	0	0	0	0	0				
Doyle Alexander, R OBP: 0.200, SLG: 0.154 (8, PH)										2	0	1	0	0	0	0				
Dave Bergman, L OBP: 0.286, SLG: 0.320 (8, 7)										1	1	1	0	0	0	0				
Inning Stats	R: 1 E: 0 K: 0 S: 5	H: 2 LOB: 2 BB: 1 P: 9	R: 0 E: 0 K: 0 S: 4	H: 1 LOB: 1 BB: 0 P: 4	R: 0 E: 0 K: 0 S: 3	H: 1 LOB: 0 BB: 0 P: 3	R: 0 E: 0 K: 0 S: 5	H: 0 LOB: 0 BB: 0 P: 5	R: 0 E: 0 K: 0 S: 3	H: 0 LOB: 0 BB: 0 P: 3	R: 0 E: 0 K: 0 S: 3	H: 0 LOB: 0 BB: 0 P: 3	R: 0 E: 0 K: 0 S: 7	H: 2 LOB: 1 BB: 0 P: 7	R: 0 E: 0 K: 2 S: 8	H: 1 LOB: 1 BB: 0 P: 8	1B: 6 2B: 1 3B: 0 HR: 0	SF: 0 SAC: 0 DP: 1 HBP: 0	WP: 0 PB: 0 SB: 0 CS: 0	PA: 34
PITCHER	IP WLS BF H R ER SO BB IBB HBP BLK WP HR S P ERA WHIP																			
Ed Lynch, R ERA: 2.19	(1, 1) 7.2 W 29 6 2 1 1 1 1 0 0 0 0 0 0 30 34 1.17 0.913																			
Neil Allen, R ERA:	(8, 1) 1.1 S 5 1 0 0 3 0 0 0 0 0 0 0 0 11 11 0.00 0.750																			

Batter	1	2	3	4	5	6	7	8	9	AB	R	H	RBI	BB	SO	LOB	BOTTOM	
Lee Mazzilli, S OBP: 0.235, SLG: 0.264 (1, 8)										4	0	0	0	0	0	2	San Francisco Giants @ New York Mets Shea Stadium, Flushing, NY Thu May 07 1981, 7:05 PM EDT Att: 5,653 - Unknown livebaseballscorecards.com	
Bob Bailor, R OBP: 0.476, SLG: 0.444 (1, 6)										3	1	1	0	1	0	0		
Joel Youngblood, R OBP: 0.404, SLG: 0.528 (1, 9)										4	0	0	0	0	0	2		
Mike Jorgensen, L OBP: 0.320, SLG: 0.696 (1, 3)										4	1	3	2	0	1	0		
Dave Kingman, R OBP: 0.394, SLG: 0.458 (1, 7)										3	0	0	0	1	0	1		
Mookie Wilson, S OBP: 0.232, SLG: 0.273 (9, 7)										0	0	0	0	0	0	0		
Hubie Brooks, R OBP: 0.311, SLG: 0.361 (1, 5)										3	0	1	0	0	0	2		
Alex Trevino, R OBP: 0.355, SLG: 0.314 (1, 2)										3	0	1	0	0	1	0		
Doug Flynn, R OBP: 0.372, SLG: 0.560 (1, 4)										3	1	1	1	0	0	2		
Ed Lynch, R OBP: 0.400, SLG: 0.500 (8, 1)										3	0	0	0	0	2	2		
Inning Stats	R: 0 E: 0 K: 0 S: 2	H: 0 LOB: 0 BB: 1 P: 6	R: 0 E: 0 K: 1 S: 5	H: 0 LOB: 0 BB: 0 P: 5	R: 1 E: 0 K: 2 S: 8	H: 1 LOB: 0 BB: 0 P: 8	R: 0 E: 0 K: 0 S: 4	H: 1 LOB: 2 BB: 1 P: 8	R: 0 E: 0 K: 0 S: 5	H: 2 LOB: 0 BB: 0 P: 5	R: 0 E: 0 K: 0 S: 5	H: 2 LOB: 2 BB: 0 P: 5	R: 0 E: 0 K: 0 S: 4	H: 1 LOB: 1 BB: 0 P: 4	1B: 5 2B: 0 3B: 0 HR: 2	SF: 0 SAC: 0 DP: 1 HBP: 0	WP: 0 PB: 0 SB: 0 CS: 0	PA: 32
PITCHER	IP WLS BF H R ER SO BB IBB HBP BLK WP HR S P ERA WHIP																	
Doyle Alexander, R ERA: 1.55	(1, 1) 7.0 L 28 6 3 3 4 2 0 0 0 0 0 0 0 34 42 3.86 1.143																	
Gary Lavelle, L ERA: 3.0	(8, 1) 1.0 4 1 0 0 0 0 0 0 0 0 0 0 0 4 4 0.00 1.000																	

Batter	1	2	3	4	5	6	7	8	9	AB	R	H	RBI	BB	SO	LOB	TOP		
Davey Lopes, R OBP: 0.241, SLG: 0.172 (1, 4)	F4-3		6-3		F8			K		4	0	0	0	0	1	0	Los Angeles Dodgers @ New York Mets Shea Stadium, Flushing, NY Fri May 08 1981, 7:05 PM EDT Att: 39,848 - Unknown		
Ken Landreaux, L OBP: 0.388, SLG: 0.514 (1, 8)	E6 BLK 1B		K			3-1		CS 1B		4	1	1	0	0	1	0			
Dusty Baker Jr., R OBP: 0.363, SLG: 0.462 (1, 7)	1B 6-3 1-H 1B					K		F9 1-2		4	0	2	1	0	1	1			
Steve Garvey, R OBP: 0.271, SLG: 0.411 (1, 3)	6-3 1-2		K			6-3		F8		4	0	0	0	0	1	2			
Ron Cey, R OBP: 0.372, SLG: 0.432 (1, 5)	FC5-4 1B			L6			2B FC4-2 BB	K		3	0	1	0	1	1	0			
Pedro Guerrero, R OBP: 0.353, SLG: 0.461 (1, 9)	FC5-4 1-2		K				FC4-2 1-3 2B		BB	3	0	1	0	1	1	2			
Mike Scioscia, L OBP: 0.346, SLG: 0.329 (1, 2)		F4-3		6-3			FC4-2	F2		4	0	0	0	0	0	3			
Bill Russell, R OBP: 0.237, SLG: 0.231 (1, 6)		L5			1-3		L1			3	0	0	0	0	0	2			
Fernando Valenzuela, L OBP: 0.318, SLG: 0.318 (1, 1)		K			K		L6			3	0	0	0	0	2	2			
Inning Stats	R: 1 E: 1 K: 0 S: 6	H: 2 LOB: 2 BB: 0 P: 6	R: 0 E: 0 K: 1 S: 5	H: 0 LOB: 0 BB: 0 P: 5	R: 0 E: 0 K: 2 S: 8	H: 1 LOB: 1 BB: 0 P: 8	R: 0 E: 0 K: 1 S: 5	H: 0 LOB: 0 BB: 0 P: 5	R: 0 E: 0 K: 1 S: 5	H: 1 LOB: 2 BB: 1 P: 8	R: 0 E: 0 K: 1 S: 5	H: 1 LOB: 0 BB: 0 P: 5	R: 0 E: 0 K: 1 S: 5	H: 0 LOB: 1 BB: 1 P: 9	1B: 3 2B: 2 3B: 0 HR: 0	SF: 0 SAC: 0 DP: 0 HBP: 0	WP: 0 PA: 34 SB: 0 CS: 1		
PITCHER	IP	WLS	BF	H	R	ER	SO	BB	IBB	HBP	BLK	WP	HR	S	P	ERA	WHIP		
Mike Scott, R ERA: 4.82 (1, 1)	7.0	L	27	4	1	0	6	1	0	0	1	0	0	38	42	0.00	0.714		
Jeff Reardon, R ERA: 5.19 (8, 1)	2.0		7	1	0	0	2	1	0	0	0	0	0	10	14	0.00	1.000		

Batter	1	2	3	4	5	6	7	8	9	AB	R	H	RBI	BB	SO	LOB	BOTTOM				
Lee Mazzilli, S OBP: 0.244, SLG: 0.263 (1, 8)	BB S 1B			F8			K		F3	4	0	1	0	1	1	1	Los Angeles Dodgers @ New York Mets Shea Stadium, Flushing, NY Fri May 08 1981, 7:05 PM EDT Att: 39,848 - Unknown				
Bob Bailor, R OBP: 0.423, SLG: 0.381 (1, 6)		1-2 2-3 BB			F3		4-0 BB			3	0	0	0	0	2	4					
Rusty Staub, L OBP: 0.397, SLG: 0.453 (7, PH)	K	K								0	0	0	0	1	0	0					
Wally Backman, S OBP: 0.311, SLG: 0.111 (7, PR)										0	0	0	0	0	0	0					
Jeff Reardon, R ERA: 5.19 (8, 1)	1-2									0	0	0	0	0	0	0					
John Stearns, R OBP: 0.250, SLG: 0.273 (1, 3)	BB BB		F9		F8		P4			3	0	0	0	1	0	2					
Joel Youngblood, R OBP: 0.410, SLG: 0.518 (1, 9)	BB BB	G5-4-3 1-2 2-3 BB		S 1B	6-3			K		3	0	1	0	1	1	0					
Dave Kingman, R OBP: 0.378, SLG: 0.434 (1, 7)	G5-4-3 1-2		K			K		K		4	0	0	0	0	3	4					
Hubie Brooks, R OBP: 0.346, SLG: 0.387 (1, 5)		BB 1B 1B		BB 1B		CS 1B			1B	3	0	3	0	1	0	0					
Alex Trevino, R OBP: 0.350, SLG: 0.311 (1, 2)			BB 1B		1-3		K		4-3	4	0	1	0	0	1	4					
Doug Flynn, R OBP: 0.366, SLG: 0.544 (1, 4)		F9			F8			FC1-8 1B		4	0	1	0	0	1	2					
Mike Scott, R OBP: 0.250, SLG: 0.143 (1, 1)			K							2	0	0	0	0	2	2					
Frank Taveras, R OBP: 0.230, SLG: 0.222 (8, 6)					K		FC1-6 S		5-3	2	0	0	0	0	0	1					
Inning Stats	R: 0 E: 0 K: 1 S: 5	H: 1 LOB: 2 BB: 2 P: 13	R: 0 E: 0 K: 2 S: 9	H: 2 LOB: 3 BB: 1 P: 13	R: 0 E: 0 K: 1 S: 6	H: 1 LOB: 2 BB: 1 P: 10	R: 0 E: 0 K: 1 S: 5	H: 0 LOB: 0 BB: 0 P: 5	R: 0 E: 0 K: 1 S: 3	H: 0 LOB: 0 BB: 0 P: 3	R: 0 E: 0 K: 2 S: 7	H: 1 LOB: 0 BB: 0 P: 7	R: 0 E: 0 K: 1 S: 6	H: 1 LOB: 2 BB: 1 P: 10	R: 0 E: 0 K: 2 S: 8	H: 1 LOB: 1 BB: 0 P: 8	R: 0 E: 0 K: 1 S: 5	H: 0 LOB: 0 BB: 0 P: 5	1B: 7 2B: 0 3B: 0 HR: 0	SF: 0 SAC: 0 DP: 1 HBP: 0	WP: 0 PA: 37 SB: 0 CS: 1
PITCHER	IP	WLS	BF	H	R	ER	SO	BB	IBB	HBP	BLK	WP	HR	S	P	ERA	WHIP				
Fernando Valenzuela, L ERA: 0.29 (1, 1)	9.0	W	37	7	0	0	11	5	0	0	0	0	0	54	74	0.00	1.333				


Batter	1	2	3	4	5	6	7	8	9	AB	R	H	RBI	BB	SO	LOB	TOP	
Davey Lopes, R OBP: 0.248, SLG: 0.204 (1, 4)										4	1	1	1	1	1	1	Los Angeles Dodgers @ New York Mets Shea Stadium, Flushing, NY Sat May 09 1981, 3:33 AM EDT Att: 16,776 - Unknown	
Ken Landreaux, L OBP: 0.388, SLG: 0.505 (1, 8)										4	0	1	0	1	2	2		
Dusty Baker Jr., R OBP: 0.356, SLG: 0.450 (1, 7)										5	0	1	0	0	1	3		
Steve Garvey, R OBP: 0.279, SLG: 0.417 (1, 3)										3	1	1	0	1	0	3		
Ron Cey, R OBP: 0.368, SLG: 0.424 (1, 5)										4	0	1	0	0	1	2		
Pedro Guerrero, R OBP: 0.360, SLG: 0.538 (1, 9)										4	2	2	3	0	0	1		
Steve Yeager, R OBP: 0.333, SLG: 0.455 (1, 2)										4	0	2	0	0	0	0		
Bill Russell, R OBP: 0.227, SLG: 0.221 (1, 6)										4	0	0	0	0	1	3		
Rick Sutcliffe, L OBP: 0.226, SLG: 0.111 Dave Goltz, R OBP: 0.156, SLG: 0.111 Jay Johnstone, L OBP: 0.156, SLG: 0.111 Bobby Castillo, R OBP: 0.156, SLG: 1.000 Steve Howe, L OBP: 0.156, SLG: 0.111 Mike Scioscia, L OBP: 0.156, SLG: 0.111 (1, 1) (2, 1) (7, PH) (7, PH) (8, 2)										1	0	0	0	0	0	1		
Inning Stats	R: 1 E: 0 K: 2 S: 8	H: 1 LOB: 1 BB: 1 P: 12	R: 0 E: 0 K: 0 S: 4	H: 1 LOB: 1 BB: 0 P: 4	R: 0 E: 1 K: 0 S: 4	H: 1 LOB: 1 BB: 0 P: 4	R: 1 E: 0 K: 0 S: 4	H: 1 LOB: 2 BB: 1 P: 8	R: 0 E: 0 K: 1 S: 5	H: 0 LOB: 1 BB: 1 P: 9	R: 2 E: 0 K: 1 S: 7	H: 2 LOB: 0 BB: 0 P: 7	R: 0 E: 0 K: 2 S: 7	H: 0 LOB: 1 BB: 1 P: 11	1B: 4 2B: 2 3B: 0 HR: 3	SF: 0 SAC: 0 DP: 1 HBP: 0		WP: 0 PB: 1 SB: 0 CS: 0
PITCHER	IP WLS BF H R ER SO BB IBB HBP BLK WP HR S P ERA WHIP	IP WLS BF H R ER SO BB IBB HBP BLK WP HR S P ERA WHIP																
Dave Roberts, L ERA: 7.07 (1, 1)	4.2	21	5	2	2	2	2	2	0	0	0	0	0	0	0	0	3.86	1.500
Tom Hausman, R ERA: 2.0 (5, 1)	1.1	5	2	0	0	0	0	0	0	0	0	0	0	0	5	5	0.00	1.500
Neil Allen, R ERA: 1.04 (7, 1)	2.0	W	9	2	2	2	2	1	0	0	0	0	1	12	16	9.00	1.500	
Jeff Reardon, R ERA: 4.91 (9, 1)	1.0	S	4	0	0	0	2	1	0	0	0	0	0	0	7	11	0.00	1.000


Batter	1	2	3	4	5	6	7	8	9	AB	R	H	RBI	BB	SO	LOB	BOTTOM	
Mookie Wilson, S OBP: 0.246, SLG: 0.283 (1, 8)										5	1	2	0	0	1	8	Los Angeles Dodgers @ New York Mets Shea Stadium, Flushing, NY Sat May 09 1981, 3:33 AM EDT Att: 16,776 - Unknown	
Frank Taveras, R OBP: 0.241, SLG: 0.253 (1, 6)										3	1	1	3	1	0	0		
Joel Youngblood, R OBP: 0.394, SLG: 0.492 (1, 9)										5	0	1	1	0	1	2		
Mike Jorgensen, L OBP: 0.345, SLG: 0.692 (1, 7) (9, 3)										3	0	1	0	1	1	0		
Hubie Brooks, R OBP: 0.354, SLG: 0.403 (1, 5)										2	1	1	1	1	0	1		
Rusty Staub, L OBP: 0.390, SLG: 0.441 Bob Bailor, R OBP: 0.423, SLG: 0.381 (1, 3) (8, PR) (9, 7)										4	0	1	0	0	0	4		
Alex Trevino, R OBP: 0.345, SLG: 0.308 (1, 2)										4	1	1	1	0	0	4		
Doug Flynn, R OBP: 0.388, SLG: 0.556 (1, 4)										2	1	2	0	1	0	0		
Dave Roberts, L Tom Hausman, R Lee Mazzilli, S Neil Allen, R John Stearns, R Jeff Reardon, R (1, 1) (5, 1) (6, PH) (7, 1) (8, PH) (9, 1)										2	1	1	0	0	1	1		
Inning Stats	R: 2 E: 0 K: 0 S: 5	H: 2 LOB: 2 BB: 2 P: 13	R: 2 E: 0 K: 0 S: 5	H: 3 LOB: 0 BB: 0 P: 5	R: 0 E: 0 K: 0 S: 4	H: 1 LOB: 1 BB: 0 P: 4	R: 0 E: 0 K: 1 S: 5	H: 2 LOB: 0 BB: 0 P: 5	R: 0 E: 0 K: 0 S: 4	H: 1 LOB: 3 BB: 2 P: 12	R: 0 E: 0 K: 1 S: 5	H: 0 LOB: 0 BB: 0 P: 5	R: 3 E: 1 K: 1 S: 8	H: 2 LOB: 2 BB: 2 P: 16	1B: 8 2B: 2 3B: 1 HR: 0	SF: 2 SAC: 1 DP: 0 HBP: 0		WP: 0 PB: 0 SB: 2 CS: 1
PITCHER	IP WLS BF H R ER SO BB IBB HBP BLK WP HR S P ERA WHIP	IP WLS BF H R ER SO BB IBB HBP BLK WP HR S P ERA WHIP																
Rick Sutcliffe, R ERA: 3.48 (1, 1)	1.2	11	5	4	4	0	0	2	1	1	0	0	0	0	0	0	21.60	4.200
Dave Goltz, R ERA: 2.75 (2, 1)	4.1	17	4	0	0	2	1	1	0	0	0	0	0	19	27	0.00	1.154	
Bobby Castillo, R ERA: 6.0 (7, 1)	1.0	L	5	1	2	2	1	1	0	0	0	0	0	6	10	18.00	2.000	
Steve Howe, L ERA: 0.79 (8, 1)	1.0	6	1	1	1	1	0	1	0	0	0	0	0	7	11	9.00	1.000	



Batter	1	2	3	4	5	6	7	8	9	AB	R	H	RBI	BB	SO	LOB	TOP			
Davey Lopes, R OBP: 0.262, SLG: 0.200 (1, 4)	5-3	FC5-4		BB	BB	BB		BB		2	1	0	0	3	0	3	Los Angeles Dodgers @ New York Mets Shea Stadium, Flushing, NY Sun May 10 1981, 3:33 AM EDT Att: 12,102 - Unknown livebaseballscorecards.com			
Ken Landreaux, L OBP: 0.389, SLG: 0.496 (1, 8)	L3		F8	BB	BB	K		BB		4	0	1	1	1	1					
Dusty Baker Jr., R OBP: 0.352, SLG: 0.438 Rick Monday, L OBP: 0.290, SLG: 0.381 (1, 7) (7, 7)	K		L5	FC5	BB	K		BB	F7	3	0	0	1	1	2	1				
Steve Garvey, R OBP: 0.283, SLG: 0.412 (1, 3)		5-3	F8	BB	BB				P3	4	0	1	1	1	0	0				
Ron Cey, R OBP: 0.361, SLG: 0.413 (1, 5)		BB		5-3	FC5				F8	5	1	1	0	0	0	4				
Pedro Guerrero, R OBP: 0.351, SLG: 0.518 (1, 9)		F8		6-3	K				K	5	0	1	0	0	2	1				
Steve Yeager, R OBP: 0.321, SLG: 0.400 (1, 2)		BB		E5	5-3				F5-4	3	1	0	0	1	0	2				
Derrel Thomas, S OBP: 0.222, SLG: 0.176 (1, 6)		BB		E5	3-1				F4	3	1	0	0	1	0	1				
Bob Welch, R OBP: 0.214, SLG: 0.154 Steve Howe, L (8, 1)		BB		E5					K	3	1	0	1	1	1	1				
										0	0	0	0	0	0	0				
Inning Stats	R: 0 E: 0 K: 1 S: 5	H: 0 LOB: 0 BB: 0 P: 5	R: 1 E: 0 K: 0 S: 4	H: 1 LOB: 3 BB: 3 P: 16	R: 0 E: 0 K: 0 S: 3	H: 0 LOB: 0 BB: 0 P: 3	R: 4 E: 3 K: 0 S: 6	H: 0 LOB: 3 BB: 4 P: 22	R: 0 E: 0 K: 1 S: 5	H: 0 LOB: 0 BB: 0 P: 5	R: 0 E: 0 K: 2 S: 7	H: 2 LOB: 1 BB: 1 P: 11	R: 0 E: 0 K: 0 S: 4	H: 1 LOB: 2 BB: 1 P: 10	R: 0 E: 0 K: 1 S: 5	H: 0 LOB: 0 BB: 0 P: 5	1B: 4 2B: 1 3B: 0 HR: 0	SF: 0 SAC: 0 DP: 1 HBP: 0	WP: 0 PB: 0 SB: 0 CS: 0	PA: 42
PITCHER	IP WLS BF H R ER SO BB IBB HBP BLK WP HR S P ERA WHIP																			
Randy Jones, L ERA: 4.55 (1, 1)	3.2 L 21 1 5 1 1 1 6 0 0 0 0 0 0 0 17 41 2.46 1.909																			
Tom Hausman, R ERA: 1.95 (4, 1)	1.1 5 0 0 0 0 1 1 0 0 0 0 0 0 6 10 0.00 0.750																			
Dyar Miller, R ERA: 1.59 (6, 1)	2.0 8 2 0 0 2 1 0 0 0 0 0 0 0 11 15 0.00 1.500																			
Pete Falcone, L ERA: 0.82 (8, 1)	2.0 8 1 0 0 2 1 0 0 0 0 0 0 0 11 15 0.00 1.000																			

Batter	1	2	3	4	5	6	7	8	9	AB	R	H	RBI	BB	SO	LOB	BOTTOM					
Mookie Wilson, S OBP: 0.246, SLG: 0.270 Pete Falcone, L (8, 1)	4-3		F7		BB		4-3		F9	3	0	0	0	1	0	0	Los Angeles Dodgers @ New York Mets Shea Stadium, Flushing, NY Sun May 10 1981, 3:33 AM EDT Att: 12,102 - Unknown livebaseballscorecards.com					
Bob Bailor, R OBP: 0.407, SLG: 0.364 (9, PH)										0	0	0	0	0	0	0						
Frank Taveras, R OBP: 0.250, SLG: 0.288 (1, 6)	1B		1B				L7		P3	5	2	2	0	0	0	2						
Joel Youngblood, R OBP: 0.414, SLG: 0.523 (1, 9)	1B		4-3				L7		1B	4	1	3	1	0	0	2						
Mike Jorgensen, L OBP: 0.313, SLG: 0.643 John Stearns, R OBP: 0.299, SLG: 0.294 (8, PH) (9, 2)	SF7		4-3				K		FC6-4	2	0	0	1	0	1	3						
Hubie Brooks, R OBP: 0.349, SLG: 0.395 (1, 5)									1B	1	0	1	0	0	0	0						
Rusty Staub, L OBP: 0.383, SLG: 0.423 (1, 3)	F2								P4	3	0	0	0	1	0	3						
Alex Trevino, R OBP: 0.333, SLG: 0.296 Dave Kingman, R OBP: 0.384, SLG: 0.434 (6, PH) (9, 7)			F8				P3		F5	3	0	0	0	0	0	1						
Doug Flynn, R OBP: 0.371, SLG: 0.529 (1, 4)			F6-3				F6-3		FC6-4	4	0	0	0	0	0	3						
Randy Jones, R OBP: 0.286, SLG: 0.250 Tom Hausman, R (4, 1) Wally Backman, S OBP: 0.249, SLG: 0.290 Dyar Miller, R (8, 1) Lee Mazzilli, S OBP: 0.247, SLG: 0.256 (8, 8)			F7				BB		P4	1	0	0	0	0	0	0						
										0	0	0	0	0	0	0						
										0	1	0	0	0	0	0						
										0	0	0	0	0	0	0						
										2	0	0	0	0	0	0						
Inning Stats	R: 1 E: 0 K: 0 S: 6	H: 3 LOB: 2 BB: 0 P: 6	R: 0 E: 0 K: 0 S: 3	H: 0 LOB: 0 BB: 0 P: 3	R: 1 E: 0 K: 0 S: 5	H: 2 LOB: 1 BB: 0 P: 5	R: 0 E: 0 K: 0 S: 3	H: 0 LOB: 0 BB: 0 P: 3	R: 0 E: 0 K: 1 S: 6	H: 1 LOB: 2 BB: 1 P: 10	R: 0 E: 0 K: 0 S: 3	H: 0 LOB: 0 BB: 0 P: 7	R: 0 E: 0 K: 0 S: 3	H: 0 LOB: 0 BB: 0 P: 3	R: 1 E: 0 K: 0 S: 5	H: 2 LOB: 2 BB: 1 P: 9	R: 0 E: 0 K: 0 S: 3	H: 0 LOB: 0 BB: 0 P: 3	1B: 5 2B: 3 3B: 0 HR: 0	SF: 1 SAC: 0 DP: 0 HBP: 0	WP: 0 PB: 0 SB: 0 CS: 0	PA: 38
PITCHER	IP WLS BF H R ER SO BB IBB HBP BLK WP HR S P ERA WHIP																					
Bob Welch, R ERA: 4.29 (1, 1)	7.0 W 30 7 3 3 1 1 2 0 0 0 0 0 0 30 38 3.86 1.286																					
Steve Howe, L ERA: 0.69 (8, 1)	2.0 S 8 1 0 0 0 1 0 0 0 0 0 0 7 11 0.00 1.000																					


Batter	1	2	3	4	5	6	7	8	9	AB	R	H	RBI	BB	SO	LOB	TOP						
Lee Mazzilli, S (1,8) OBP: 0.247, SLG: 0.256	F7		4-3			F8		1B		4	0	1	0	0	0	0	<p>New York Mets @ San Diego Padres Jack Murphy Stadium, San Diego, CA Tue May 12 1981, 10:05 PM EDT Att: 9,235 - Unknown</p> <p>livebaseballscorecards.com</p> <p>AB 35 R 0 H 7 RBI 0 BB 0 SO 5 LOB 13</p> 						
Frank Taveras, R (1,6) OBP: 0.250, SLG: 0.286	F8			6-3		F8		1B		4	0	1	0	0	0	0							
Joel Youngblood, R (1,9) OBP: 0.405, SLG: 0.507	WP BLK 1B			F4			K	5-3		4	0	1	0	0	1	2							
Dave Kingman, R (1,7) OBP: 0.379, SLG: 0.425	6-3			F7			K		F8 1B 1B	4	0	1	0	0	1	1							
Rusty Staub, L (1,3) OBP: 0.388, SLG: 0.427 Bob Bailor, R (9, PR) OBP: 0.407, SLG: 0.364	F8			1-3			2B 1B		1-2 1B	4	0	2	0	0	0	0							
Hubie Brooks, R (1,5) OBP: 0.344, SLG: 0.400	6-3			E5			1-3 2B		K	4	0	1	0	0	1	2							
Alex Trevino, R (1,2) OBP: 0.322, SLG: 0.286 Mike Jorgensen, L (9, PH) OBP: 0.303, SLG: 0.621	6-3			F3			1-3		F8	3	0	0	0	0	0	3							
Doug Flynn, R (1,4) OBP: 0.359, SLG: 0.511 Ron Hodges, L (9, PH) OBP: 0.317, SLG: 0.667			F9		F6-3			F3	4-3	3	0	0	0	0	0	1							
Pat Zachry, R (1,1) OBP: 0.400, SLG: 0.333 Wally Backman, S (6, PH) OBP: 0.162, SLG: 0.162 Pete Falcone, L (6, 1) Mike Cubbage, L (8, PH) OBP: 0.353, SLG: 0.250 Jeff Reardon, R (8, 1)			K			K		4-3		1	0	0	0	0	1	0							
Inning Stats	R: 0 E: 0 K: 0 S: 4	H: 1 LOB: 1 BB: 0 P: 4	R: 0 E: 0 K: 0 S: 3	H: 0 LOB: 0 BB: 0 P: 3	R: 0 E: 0 K: 1 S: 5	H: 0 LOB: 0 BB: 0 P: 5	R: 0 E: 0 K: 0 S: 3	H: 0 LOB: 0 BB: 0 P: 3	R: 0 E: 1 K: 0 S: 4	H: 0 LOB: 1 BB: 0 P: 4	R: 0 E: 0 K: 1 S: 5	H: 0 LOB: 0 BB: 0 P: 5	R: 0 E: 0 K: 2 S: 9	H: 2 LOB: 2 BB: 0 P: 9	R: 0 E: 0 K: 0 S: 5	H: 2 LOB: 2 BB: 0 P: 5		R: 0 E: 0 K: 1 S: 7	H: 2 LOB: 2 BB: 0 P: 7	1B: 6 2B: 1 3B: 0 HR: 0	SF: 0 SAC: 0 DP: 0 HBP: 0	WP: 1 PB: 0 SB: 0 CS: 0	PA: 35
PITCHER	IP WLS BF H R ER SO BB IBB HBP BLK WP HR S P ERA WHIP	<p>Juan Eichelberger, R (1,1) ERA: 2.54</p>																					

Batter	1	2	3	4	5	6	7	8	9	AB	R	H	RBI	BB	SO	LOB	BOTTOM						
Ozzie Smith, S (1,6) OBP: 0.302, SLG: 0.238	2B 1B 1B		F8		1-3		K			4	1	1	0	0	1	1	<p>New York Mets @ San Diego Padres Jack Murphy Stadium, San Diego, CA Tue May 12 1981, 10:05 PM EDT Att: 9,235 - Unknown</p> <p>livebaseballscorecards.com</p> <p>AB 30 R 3 H 8 RBI 3 BB 3 SO 7 LOB 13</p> 						
Ruppert Jones, L (1,8) OBP: 0.271, SLG: 0.282 Barry Evans, R (7, PH) OBP: 0.382, SLG: 0.321	F9		F4-3		K		F3			3	0	0	0	0	1	1							
Gene Richards, L (1,7) OBP: 0.321, SLG: 0.320	1-3 1B 2B		4-0 BB		2B			L5		3	1	2	0	1	0	0							
Terry Kennedy, L (1,2) OBP: 0.342, SLG: 0.362	K		F5		F4-3			F9		4	0	0	0	0	1	4							
Broderick Perkins, L (1,3) OBP: 0.441, SLG: 0.703	2H 3H 1B			HR		6-3		2B		4	1	3	3	0	0	0							
Joe Lefebvre, L (1,9) OBP: 0.304, SLG: 0.385		F4-3		BB		K		IBB		2	0	0	0	2	1	0							
Luis Salazar, R (1,5) OBP: 0.280, SLG: 0.336		F8		F4		F9		F3		4	0	0	0	0	0	3							
Juan Bonilla, R (1,4) OBP: 0.316, SLG: 0.370				K			WP SH3-4 1B			3	0	2	0	0	1	1							
Juan Eichelberger, R (1,1) OBP: 0.188, SLG: 0.188		K		K			SH3-4 1-2			2	0	0	0	0	2	2							
Inning Stats	R: 2 E: 0 K: 1 S: 7	H: 3 LOB: 1 BB: 0 P: 7	R: 0 E: 0 K: 1 S: 6	H: 1 LOB: 1 BB: 0 P: 6	R: 0 E: 0 K: 0 S: 3	H: 0 LOB: 1 BB: 1 P: 7	R: 1 E: 0 K: 2 S: 8	H: 1 LOB: 1 BB: 1 P: 12	R: 0 E: 0 K: 1 S: 6	H: 1 LOB: 1 BB: 0 P: 6	R: 0 E: 0 K: 1 S: 5	H: 0 LOB: 0 BB: 0 P: 5	R: 0 E: 0 K: 1 S: 6	H: 1 LOB: 1 BB: 0 P: 6	R: 0 E: 0 K: 0 S: 4	H: 1 LOB: 2 BB: 1 P: 8		R: 0 E: 0 K: 0 S: 7	H: 1 LOB: 2 BB: 1 P: 8	1B: 4 2B: 3 3B: 0 HR: 1	SF: 0 SAC: 1 DP: 0 HBP: 0	WP: 1 PB: 0 SB: 0 CS: 0	PA: 34
PITCHER	IP WLS BF H R ER SO BB IBB HBP BLK WP HR S P ERA WHIP	<p>Pat Zachry, R (1,1) ERA: 3.86</p> <p>Pete Falcone, L (6, 1) ERA: 0.75</p> <p>Jeff Reardon, R (8, 1) ERA: 4.66</p>																					

Batter	1	2	3	4	5	6	7	8	9	AB	R	H	RBI	BB	SO	LOB	TOP		
Lee Mazzilli, S (1.8) OBP: 0.247, SLG: 0.256	4-3		CS 1B			6-3		G6-4-3 1-2		4	0	1	0	0	0	2			
Frank Taveras, R (1.6) OBP: 0.250, SLG: 0.295	F9		CS 1-2	5-3		2B			5-3	4	0	1	0	0	0	0			
John Stearns, R (1.3) OBP: 0.286, SLG: 0.316	6-3			2B		F9			F8	4	0	1	0	0	0	1			
Dave Kingman, R (1.7) OBP: 0.374, SLG: 0.410		K		6-3				F8	BB BB BB BB BB	3	0	0	0	1	1	1			
Joel Youngblood, R (1.9) OBP: 0.397, SLG: 0.486		CS BB		5-3				6-3		3	0	0	0	1	0	2			
Hubie Brooks, R (1.5) OBP: 0.355, SLG: 0.409						G4-6-3 1B		5-3		3	0	2	0	0	0	0			
Alex Trevino, R (1.2) OBP: 0.323, SLG: 0.287	F3					G4-6-3 1B				3	0	1	0	0	0	2			
Doug Flynn, R (1.4) OBP: 0.356, SLG: 0.505			F4-3			F1-3				3	0	1	0	0	0	0			
Ed Lynch, R (1.1) Dave Roberts, L (5.1) Wally Backman, S (6. Ph) Tom Hausman, R (6.1) Dyar Miller, R (6.1) Mookie Wilson, S (6. Ph) Jeff Reardon, R (8.1)			F9			5-3			FC6-2 G6-4-3	1	0	0	0	0	0	0			
Inning Stats	R: 0 E: 0 K: 0 S: 3	H: 0 LOB: 0 BB: 0 P: 3	R: 0 E: 0 K: 1 S: 5	H: 1 LOB: 1 BB: 1 P: 9	R: 0 E: 0 K: 0 S: 3	H: 1 LOB: 0 BB: 0 P: 3	R: 0 E: 0 K: 0 S: 4	H: 1 LOB: 1 BB: 0 P: 4	R: 0 E: 0 K: 0 S: 4	H: 1 LOB: 0 BB: 0 P: 4	R: 0 E: 0 K: 0 S: 3	H: 0 LOB: 0 BB: 0 P: 3	R: 0 E: 0 K: 0 S: 4	H: 2 LOB: 1 BB: 0 P: 4	R: 0 E: 0 K: 0 S: 3	H: 0 LOB: 1 BB: 1 P: 7	1B: 5 2B: 2 3B: 0 HR: 0	SF: 0 SAC: 0 DP: 2 HBP: 0	WP: 0 PA: 33 CS: 2
PITCHER Chris Welsh, L (1.1) ERA: 3.09	IP: 9.0 WLS: W BF: 32 H: 7 R: 0 ER: 0 SO: 1 BB: 2 IBB: 0 HBP: 0 BLK: 0 WP: 0 HR: 0 S: 32 P: 40 ERA: 0.00 WHIP: 1.000																		

New York Mets @ San Diego Padres
Jack Murphy Stadium, San Diego, CA
Wed May 13 1981, 10:05 PM EDT
Att: 7,921 - Unknown


AB	30
R	0
H	7
RBI	0
BB	2
SO	1
LOB	10



Batter	1	2	3	4	5	6	7	8	9	AB	R	H	RBI	BB	SO	LOB	BOTTOM		
Ozzie Smith, S (1.6) OBP: 0.306, SLG: 0.244	F7		F8			1B S 1B		F7		5	1	2	0	0	0	2			
Ruppert Jones, L (1.8) OBP: 0.269, SLG: 0.287	F9		F7			K 1-2		F8		5	0	1	2	0	1	2			
Gene Richards, L (1.7) OBP: 0.331, SLG: 0.325	F5		1B			1B 2-3		K		4	0	2	0	1	1	1			
Terry Kennedy, L (1.2) OBP: 0.348, SLG: 0.367		G3	1B			F8		F8		4	0	2	1	0	0	2			
Broderick Perkins, L (1.3) OBP: 0.431, SLG: 0.676		1B E 1B	3-1			F7		F9		4	1	1	0	0	0	4			
Joe Lefebvre, L (1.9) OBP: 0.323, SLG: 0.439		E S 1B				F7		1B 3B		4	1	3	0	0	0	0			
Luis Salazar, R (1.5) Barry Evans, R (6.5)		K				F8		F9		4	0	0	0	0	1	3			
Juan Bonilla, R (1.4) OBP: 0.325, SLG: 0.368		3-H 4.0				6-3		SH 2B 1B		3	1	1	1	1	0	1			
Chris Welsh, L (1.1)		5-3				K		SH 2B		3	1	0	0	0	2	2			
Inning Stats	R: 0 E: 0 K: 0 S: 3	H: 0 LOB: 0 BB: 0 P: 3	R: 1 E: 0 K: 1 S: 7	H: 2 LOB: 1 BB: 1 P: 11	R: 0 E: 0 K: 0 S: 5	H: 2 LOB: 0 BB: 0 P: 5	R: 0 E: 0 K: 0 S: 3	H: 0 LOB: 0 BB: 0 P: 3	R: 1 E: 0 K: 2 S: 10	H: 3 LOB: 2 BB: 0 P: 10	R: 3 E: 0 K: 0 S: 7	H: 3 LOB: 2 BB: 1 P: 11	R: 0 E: 0 K: 0 S: 4	H: 1 LOB: 1 BB: 0 P: 4	R: 0 E: 0 K: 2 S: 8	H: 1 LOB: 1 BB: 0 P: 8	1B: 9 2B: 2 3B: 1 HR: 0	SF: 0 SAC: 1 DP: 0 HBP: 0	WP: 1 PA: 39 CS: 0
PITCHER Ed Lynch, R (1.1) Dave Roberts, L (5.1) Tom Hausman, R (6.1) Dyar Miller, R (6.1) Jeff Reardon, R (8.1)	IP: 4.2 WLS: L BF: 22 H: 7 R: 2 ER: 1 SO: 3 BB: 1 IBB: 0 HBP: 0 BLK: 0 WP: 0 HR: 0 S: 27 P: 31 ERA: 1.93 WHIP: 1.714																		

New York Mets @ San Diego Padres
Jack Murphy Stadium, San Diego, CA
Wed May 13 1981, 10:05 PM EDT
Att: 7,921 - Unknown

AB	36
R	5
H	12
RBI	4
BB	2
SO	5
LOB	17



Batter	1	2	3	4	5	6	7	8	9	AB	R	H	RBI	BB	SO	LOB	TOP					
Frank Taveras, R OBP: 0.247, SLG: 0.283 (1, 6)										4	1	0	0	1	1	1	New York Mets @ San Diego Padres Jack Murphy Stadium, San Diego, CA Thu May 14 1981, 6:33 AM EDT Att: 11,147 - Unknown					
John Stearns, R OBP: 0.319, SLG: 0.349 (1, 3)										5	2	3	0	0	0	0						
Lee Mazzilli, S OBP: 0.257, SLG: 0.270 (1, 8)										3	1	2	2	0	0	0						
Dave Kingman, R OBP: 0.369, SLG: 0.414 (1, 7)										4	0	1	0	0	2	4						
Joel Youngblood, R OBP: 0.402, SLG: 0.493 (1, 9)										3	0	2	2	0	0	0						
Hubie Brooks, R OBP: 0.340, SLG: 0.391 (1, 5)										4	0	0	0	0	0	4						
Alex Trevino, R OBP: 0.330, SLG: 0.281 (1, 2)										2	0	0	0	1	0	1						
Doug Flynn, R OBP: 0.354, SLG: 0.516 (1, 4)										4	1	1	0	0	0	4						
Mike Scott, R OBP: 0.200, SLG: 0.111 (1, 1)										2	0	0	0	0	0	0						
Mookie Wilson, S OBP: 0.254, SLG: 0.266 (7, PH)										0	1	0	0	1	0	0						
Pete Falcone, L (7, 1)										0	0	0	0	0	0	0						
Tom Hausman, R (8, 1)										0	0	0	0	0	0	0						
Bob Bailor, R OBP: 0.393, SLG: 0.348 (9, PH)										1	0	0	1	0	0	0						
Inning Stats	R: 3 E: 1 K: 1 S: 7	H: 2 LOB: 0 BB: 1 P: 11	R: 0 E: 0 K: 0 S: 2	H: 0 LOB: 0 BB: 1 P: 6	R: 0 E: 0 K: 1 S: 5	H: 0 LOB: 0 BB: 0 P: 5	R: 0 E: 0 K: 0 S: 4	H: 2 LOB: 1 BB: 0 P: 4	R: 0 E: 0 K: 0 S: 3	H: 0 LOB: 0 BB: 0 P: 3	R: 1 E: 0 K: 0 S: 6	H: 3 LOB: 3 BB: 0 P: 7	R: 1 E: 0 K: 1 S: 6	H: 1 LOB: 1 BB: 1 P: 10	R: 0 E: 0 K: 0 S: 3	H: 0 LOB: 0 BB: 0 P: 3	R: 1 E: 0 K: 0 S: 4	H: 1 LOB: 0 BB: 0 P: 4	1B: 7 2B: 2 3B: 1 HR: 0	SF: 2 SAC: 0 DP: 2 HBP: 1	WP: 0 PB: 0 SB: 1 CS: 0	PA: 38
PITCHER	IP	WLS	BF	H	R	ER	SO	BB	IBB	HBP	BLK	WP	HR	S	P	ERA	WHIP					
John Curtis, L ERA: 6.3 (1, 1)	5.1		23	7	4	3	2	2	0	0	0	0	0	25	33	5.06	1.688					
John Ureia, R ERA: 9.45 (6, 1)	1.0	W	6	1	1	1	0	1	0	1	0	0	0	4	9	9.00	2.000					
Gary Lucas, L ERA: 2.61 (7, 1)	2.2		9	1	1	1	1	0	0	0	0	0	0	11	11	3.38	0.375					

AB	32
R	6
H	9
RBI	5
BB	3
SO	3
LOB	14



Batter	1	2	3	4	5	6	7	8	9	AB	R	H	RBI	BB	SO	LOB	BOTTOM				
Ozzie Smith, S OBP: 0.302, SLG: 0.243 (1, 6)										5	1	1	1	0	0	3	New York Mets @ San Diego Padres Jack Murphy Stadium, San Diego, CA Thu May 14 1981, 6:33 AM EDT Att: 11,147 - Unknown				
Ruppert Jones, L OBP: 0.273, SLG: 0.286 (1, 8)									4	1	1	0	1	1	2						
Gene Richards, L OBP: 0.342, SLG: 0.354 (1, 7)									4	2	3	3	0	0	1						
Terry Kennedy, L OBP: 0.347, SLG: 0.366 (1, 2)									3	0	1	1	0	1	0						
Broderick Perkins, L OBP: 0.434, SLG: 0.681 (1, 3)									4	1	2	1	0	0	1						
Joe Lefebvre, L OBP: 0.330, SLG: 0.442 (1, 9)										4	2	2	1	0	0	1					
Luis Salazar, R OBP: 0.272, SLG: 0.325 (1, 5)										3	0	1	0	0	1	1					
Barry Evans, R OBP: 0.371, SLG: 0.310 (7, 5)										1	0	0	0	0	0	1					
Juan Bonilla, R OBP: 0.345, SLG: 0.392 (1, 4)										3	2	2	0	0	0	0					
John Curtis, L OBP: 0.091, SLG: 0.100 (1, 1)										0	0	0	1	0	0	0					
John Ureia, R OBP: 0.250, SLG: 0.250 (6, 1)										0	0	0	0	0	0	0					
Gary Lucas, L OBP: 0.167, SLG: 0.167 (7, 1)										2	1	1	1	0	0	0					
Inning Stats	R: 0 E: 0 K: 0 S: 3	H: 1 LOB: 0 BB: 0 P: 3	R: 0 E: 0 K: 1 S: 5	H: 0 LOB: 0 BB: 0 P: 5	R: 4 E: 0 K: 0 S: 6	H: 3 LOB: 1 BB: 1 P: 11	R: 0 E: 0 K: 1 S: 7	H: 2 LOB: 1 BB: 0 P: 7	R: 0 E: 0 K: 0 S: 3	H: 1 LOB: 0 BB: 0 P: 3	R: 0 E: 0 K: 0 S: 4	H: 1 LOB: 1 BB: 0 P: 4	R: 0 E: 1 K: 1 S: 11	H: 0 LOB: 1 BB: 0 P: 11	R: 5 E: 1 K: 1 S: 11	H: 6 LOB: 1 BB: 0 P: 11	1B: 11 2B: 3 3B: 1 HR: 0	SF: 1 SAC: 2 DP: 1 HBP: 1	WP: 0 PB: 0 SB: 1 CS: 1	PA: 39	
PITCHER	IP	WLS	BF	H	R	ER	SO	BB	IBB	HBP	BLK	WP	HR	S	P	ERA	WHIP				
Mike Scott, R ERA: 5.29 (1, 1)	6.0		25	8	5	5	2	1	0	1	0	0	0	27	32	7.50	1.500				
Pete Falcone, L ERA: 1.4 (7, 1)	1.2	L	11	5	5	2	0	0	0	0	1	0	0	11	11	10.80	3.000				
Tom Hausman, R ERA: 3.1 (8, 1)	0.1		2	1	0	0	1	0	0	0	0	0	0	4	4	0.00	3.000				

AB	33
R	10
H	14
RBI	9
BB	1
SO	3
LOB	10



Batter	1	2	3	4	5	6	7	8	9	AB	R	H	RBI	BB	SO	LOB	TOP							
Frank Taveras, R OBP: 0.255, SLG: 0.299 (1, 6)										5	1	2	0	0	1	0	New York Mets @ Los Angeles Dodgers Dodger Stadium, Los Angeles, CA Fri May 15 1981, 7:05 PM PDT Att: 49,860 - Unknown							
John Stearns, R OBP: 0.353, SLG: 0.383 (1, 2)										4	1	3	2	0	0	1								
Lee Mazzilli, S OBP: 0.257, SLG: 0.301 (1, 8)										4	1	1	2	0	0	3								
Dave Kingman, R Neil Allen, R OBP: 0.357, SLG: 0.396 (7, 1)										4	0	0	0	0	3	2								
Joel Youngblood, R OBP: 0.419, SLG: 0.532 (1, 9)										2	1	1	1	2	1	0								
Mike Jorgensen, L OBP: 0.297, SLG: 0.576 (1, 3)										4	0	1	0	0	1	3								
Hubie Brooks, R OBP: 0.347, SLG: 0.396 (1, 5)										4	1	2	0	0	1	1								
Doug Flynn, R OBP: 0.340, SLG: 0.495 (1, 4)										4	0	0	0	0	0	3								
Randy Jones, R Tom Hausman, R OBP: 0.222, SLG: 0.222 (2, 1)										1	0	0	0	0	0	1								
Mike Cubbage, L Bob Bailor, R OBP: 0.333, SLG: 0.231 (7, PH)										1	0	0	0	0	0	0								
Inning Stats	R: 0 E: 0 K: 2 S: 8	H: 1 LOB: 1 BB: 0 P: 8	R: 1 E: 0 K: 0 S: 5	H: 3 LOB: 1 BB: 0 P: 5	R: 0 E: 0 K: 0 S: 3	H: 1 LOB: 0 BB: 0 P: 3	R: 0 E: 0 K: 1 S: 5	H: 0 LOB: 1 BB: 1 P: 9	R: 0 E: 0 K: 0 S: 3	H: 0 LOB: 0 BB: 0 P: 3	R: 0 E: 0 K: 1 S: 6	H: 1 LOB: 2 BB: 1 P: 10	R: 4 E: 0 K: 1 S: 9	H: 4 LOB: 0 BB: 0 P: 9	R: 0 E: 0 K: 2 S: 7	H: 0 LOB: 0 BB: 0 P: 7	R: 0 E: 0 K: 0 S: 3	H: 0 LOB: 0 BB: 0 P: 3	1B: 7 2B: 1 3B: 0 HR: 2	SF: 0 SAC: 0 DP: 2 HBP: 0	WP: 0 PB: 0 SB: 1 CS: 0	PA: 37		
PITCHER	IP WLS BF H R ER SO BB IBB HBP BLK WP HR S P ERA WHIP	6.2 28 8 3 3 4 2 0 0 0 0 1 34 42 4.05 1.500	1.1 6 2 2 2 3 0 0 0 0 0 1 12 12 13.50 1.500	1.0 W 3 0 0 0 0 0 0 0 0 0 3 3 0.00 0.000																				

Batter	1	2	3	4	5	6	7	8	9	AB	R	H	RBI	BB	SO	LOB	BOTTOM							
Davey Lopes, R OBP: 0.273, SLG: 0.231 (1, 4)										5	3	2	0	0	0	1	New York Mets @ Los Angeles Dodgers Dodger Stadium, Los Angeles, CA Fri May 15 1981, 7:05 PM PDT Att: 49,860 - Unknown							
Ken Landreaux, L OBP: 0.384, SLG: 0.477 (1, 8)										4	1	2	0	0	0	2								
Dusty Baker Jr., R OBP: 0.353, SLG: 0.417 (1, 7)										4	0	1	1	1	1	2								
Steve Garvey, R OBP: 0.303, SLG: 0.419 (1, 3)										4	0	2	2	1	0	0								
Ron Cey, R OBP: 0.371, SLG: 0.500 (1, 5)										5	0	3	1	0	1	2								
Pedro Guerrero, R OBP: 0.327, SLG: 0.525 (1, 9)										4	1	1	1	0	2	3								
Steve Yeager, R OBP: 0.188, SLG: 0.483 (1, 2)										3	1	1	1	0	0	1								
Rick Monday, L Mike Scioscia, L OBP: 0.240, SLG: 0.364 (6, PH)										1	0	0	0	0	0	0								
Derrel Thomas, S OBP: 0.200, SLG: 0.208 (1, 6)										4	0	1	0	0	1	0								
Bob Welch, R Dave Goltz, R OBP: 0.188, SLG: 0.133 (7, 1)										2	0	0	0	0	0	0								
Jay Johnstone, L Steve Howe, L OBP: 0.143, SLG: 0.100 (9, 1)										1	0	0	0	0	0	0								
Inning Stats	R: 1 E: 0 K: 2 S: 10	H: 3 LOB: 2 BB: 0 P: 10	R: 3 E: 1 K: 1 S: 10	H: 4 LOB: 2 BB: 0 P: 10	R: 0 E: 0 K: 0 S: 3	H: 0 LOB: 0 BB: 0 P: 3	R: 0 E: 0 K: 0 S: 4	H: 1 LOB: 1 BB: 0 P: 4	R: 0 E: 0 K: 0 S: 6	H: 1 LOB: 1 BB: 0 P: 6	R: 0 E: 0 K: 0 S: 4	H: 1 LOB: 1 BB: 0 P: 4	R: 0 E: 0 K: 0 S: 3	H: 0 LOB: 0 BB: 0 P: 3	R: 1 E: 0 K: 1 S: 6	H: 1 LOB: 0 BB: 0 P: 6	R: 1 E: 0 K: 0 S: 3	H: 2 LOB: 3 BB: 2 P: 11	1B: 6 2B: 4 3B: 1 HR: 2	SF: 0 SAC: 2 DP: 0 HBP: 0	WP: 0 PB: 0 SB: 0 CS: 0	PA: 41		
PITCHER	IP WLS BF H R ER SO BB IBB HBP BLK WP HR S P ERA WHIP	1.2 13 4 0 0 2 0 0 0 0 0 0 20 20 0.00 0.692	4.1 16 3 0 0 2 0 0 0 0 0 1 12 20 7.71 1.286	2.1 L 12 3 2 2 1 0 2 0 0 0 1 12 20 7.71 1.286																				

AB 35
R 5
H 10
RBI 5
BB 2
SO 7
LOB 15



AB 37
R 6
H 13
RBI 6
BB 2
SO 5
LOB 11



Batter	1	2	3	4	5	6	7	8	9	AB	R	H	RBI	BB	SO	LOB	TOP						
Frank Taveras, R OBP: 0.245, SLG: 0.287 (1, 6)	6-3		FC5-4			F2		F9		4	0	0	0	0	0	2							
John Stearns, R OBP: 0.304, SLG: 0.380 (1, 2)	6-3									3	0	1	0	1	0	0							
Lee Mazzilli, S OBP: 0.257, SLG: 0.299 (1, 8)	K					K				4	0	1	0	0	2	2							
Dave Kingman, R OBP: 0.345, SLG: 0.379 (1, 7)						K				4	0	0	0	0	1	4							
Joel Youngblood, R OBP: 0.411, SLG: 0.519 (1, 9)										4	0	1	0	0	1	2							
Mike Jorgensen, L OBP: 0.275, SLG: 0.528 (1, 3)	K									3	0	0	0	0	1	1							
Hubie Brooks, R OBP: 0.346, SLG: 0.394 (1, 5)										3	0	1	0	0	0	1							
Doug Flynn, R OBP: 0.330, SLG: 0.480 (1, 4)										3	0	0	0	0	0	1							
Dave Roberts, L Dya Miller, R Wally Backman, S Pete Falcone, L Mike Cuthbert, L Jeff Reardon, R (1, 1) (2, 1) (6, PH) (6, 1) (8, PH) (8, 1)										0	0	0	0	0	0	0							
Inning Stats	R: 0 E: 0 K: 1 S: 5	H: 0 LOB: 0 BB: 0 P: 5	R: 0 E: 0 K: 2 S: 7	H: 0 LOB: 0 BB: 0 P: 7	R: 0 E: 0 K: 0 S: 4	H: 1 LOB: 1 BB: 0 P: 4	R: 0 E: 0 K: 0 S: 3	H: 0 LOB: 0 BB: 0 P: 3	R: 0 E: 0 K: 0 S: 4	H: 1 LOB: 1 BB: 0 P: 4	R: 0 E: 0 K: 2 S: 9	H: 2 LOB: 2 BB: 0 P: 9	R: 0 E: 0 K: 0 S: 3	H: 1 LOB: 0 BB: 0 P: 3	R: 0 E: 0 K: 0 S: 3	H: 0 LOB: 0 BB: 0 P: 3	R: 0 E: 0 K: 0 S: 3	H: 1 LOB: 1 BB: 1 P: 7	1B: 6 2B: 0 3B: 0 HR: 0	SF: 0 SAC: 0 DP: 2 HBP: 0	WP: 0 PB: 0 SB: 0 CS: 0	PA: 32	
PITCHER Burt Hooton, R ERA: 2.06 (1, 1)	IP: 9.0 WLS: W BF: 32 H: 6 R: 0 ER: 0 SO: 5 BB: 1 IBB: 0 HBP: 0 BLK: 0 WP: 0 HR: 0 S: 41 P: 45 ERA: 0.00 WHIP: 0.778											PITCHER	IP: 9.0 WLS: W BF: 32 H: 6 R: 0 ER: 0 SO: 5 BB: 1 IBB: 0 HBP: 0 BLK: 0 WP: 0 HR: 0 S: 41 P: 45 ERA: 0.00 WHIP: 0.778										

New York Mets @ Los Angeles Dodgers
Dodger Stadium, Los Angeles, CA
Sat May 16 1981, 7:05 PM PDT
Att: 51,000 - Unknown

AB	31
R	0
H	6
RBI	0
BB	1
SO	5
LOB	13



Batter	1	2	3	4	5	6	7	8	9	AB	R	H	RBI	BB	SO	LOB	BOTTOM						
Davey Lopes, R OBP: 0.282, SLG: 0.260 (1, 4)										2	3	1	1	1	0	0							
Rick Monday, L OBP: 0.259, SLG: 0.375 (5, 9)										2	0	1	1	0	0	1							
Bill Russell, R OBP: 0.222, SLG: 0.236 (8, FR) Pepe Frias, R (9, 6)	6-3	SH5-4								4	0	1	0	0	0	2							
Dusty Baker Jr., R OBP: 0.357, SLG: 0.420 Jay Johnstone, L OBP: 0.136, SLG: 0.095 (1, 7) (6, 7)	E7									4	1	2	2	0	0	1							
Steve Garvey, R OBP: 0.307, SLG: 0.414 (1, 3)										4	2	1	1	1	0	2							
Ron Cey, R OBP: 0.372, SLG: 0.528 (1, 5)										5	1	2	3	0	2	2							
Pedro Guerrero, R OBP: 0.342, SLG: 0.529 (1, 9) (5, 8)										3	1	2	1	1	0	1							
Steve Yeager, R OBP: 0.306, SLG: 0.455 (1, 2)										4	0	1	0	0	1	4							
Derrel Thomas, S OBP: 0.172, SLG: 0.179 (1, 8) (5, 4)										4	0	0	0	0	0	5							
Burt Hooton, R OBP: 0.263, SLG: 0.278 (1, 1)										4	1	2	0	0	1	3							
Inning Stats	R: 3 E: 2 K: 0 S: 7	H: 3 LOB: 2 BB: 1 P: 11	R: 2 E: 0 K: 0 S: 5	H: 2 LOB: 1 BB: 1 P: 9	R: 0 E: 0 K: 2 S: 8	H: 1 LOB: 1 BB: 0 P: 8	R: 3 E: 1 K: 0 S: 6	H: 2 LOB: 1 BB: 1 P: 10	R: 0 E: 0 K: 0 S: 4	H: 1 LOB: 1 BB: 0 P: 4	R: 0 E: 0 K: 1 S: 5	H: 0 LOB: 0 BB: 0 P: 5	R: 1 E: 0 K: 0 S: 5	H: 3 LOB: 2 BB: 0 P: 5	R: 0 E: 1 K: 1 S: 6	H: 1 LOB: 1 BB: 0 P: 6	1B: 9 2B: 2 3B: 0 HR: 2	SF: 0 SAC: 1 DP: 0 HBP: 0	WP: 0 PB: 0 SB: 2 CS: 0	PA: 41			
PITCHER Dave Roberts, L ERA: 9.39 Dya Miller, R ERA: 1.21 Pete Falcone, L ERA: 1.63 Jeff Reardon, R ERA: 4.22 (1, 1) (2, 1) (6, 1) (8, 1)	IP: 1.0 WLS: L BF: 10 H: 4 R: 5 ER: 5 SO: 2 BB: 1 IBB: 0 HBP: 0 BLK: 0 WP: 0 HR: 1 S: 22 P: 26 ERA: 0.00 WHIP: 1.500											PITCHER	IP: 1.0 WLS: L BF: 10 H: 4 R: 5 ER: 5 SO: 2 BB: 1 IBB: 0 HBP: 0 BLK: 0 WP: 0 HR: 1 S: 22 P: 26 ERA: 0.00 WHIP: 1.500										

New York Mets @ Los Angeles Dodgers
Dodger Stadium, Los Angeles, CA
Sat May 16 1981, 7:05 PM PDT
Att: 51,000 - Unknown

AB	37
R	9
H	13
RBI	9
BB	3
SO	4
LOB	22



Batter	1	2	3	4	5	6	7	8	9	AB	R	H	RBI	BB	SO	LOB	TOP					
Hubie Brooks, R OBP: 0.358, SLG: 0.404	6-3		1B 1-3		L4		G5-4-3		FC5-4	5	0	3	1	0	0	0	New York Mets @ Los Angeles Dodgers Dodger Stadium, Los Angeles, CA Sun May 17 1981, 3:33 AM PDT Att: 50,746 - Unknown					
Bob Bailor, R OBP: 0.324, SLG: 0.276	P6		1-3		5-3		G5-4-3		FC5-4	5	0	0	0	0	0	4						
Lee Mazzilli, S OBP: 0.263, SLG: 0.314					5-3				FC6-4	5	0	2	0	0	0	2						
Dave Kingman, R OBP: 0.341, SLG: 0.374	6-3		K						K	4	0	1	0	0	2	3						
Joel Youngblood, R OBP: 0.415, SLG: 0.518		6-3							G3	4	0	2	0	0	0	0						
John Stearns, R OBP: 0.356, SLG: 0.370		1B			6-3		P6		5-3	4	0	1	0	0	0	3						
Alex Trevino, R OBP: 0.347, SLG: 0.293					P3				FC4-6	3	1	2	0	1	0	1						
Doug Flynn, R OBP: 0.336, SLG: 0.476					F1-6-3				FC4-6	3	0	1	0	1	0	5						
Pat Zachry, R OBP: 0.333, SLG: 0.273									FC4-6	2	0	0	0	0	1	2						
Rusty Staub, L OBP: 0.394, SLG: 0.421									FC5-4	1	0	0	0	0	0	3						
Tom Hausman, R OBP: 0.250, SLG: 0.262									FC5-4	0	0	0	0	0	0	0						
Mookie Wilson, S OBP: 0.250, SLG: 0.262									FC5-4	1	0	0	0	0	0	2						
Inning Stats	R: 0 E: 0 K: 0 S: 4	H: 1 LOB: 1 BB: 0 P: 4	R: 0 E: 0 K: 0 S: 4	H: 2 LOB: 1 BB: 0 P: 4	R: 0 E: 0 K: 2 S: 9	H: 2 LOB: 2 BB: 0 P: 9	R: 0 E: 0 K: 0 S: 4	H: 1 LOB: 2 BB: 1 P: 8	R: 0 E: 0 K: 0 S: 3	H: 0 LOB: 0 BB: 0 P: 3	R: 0 E: 0 K: 0 S: 5	H: 2 LOB: 3 BB: 1 P: 9	R: 0 E: 0 K: 1 S: 3	H: 1 LOB: 0 BB: 0 P: 3	R: 0 E: 0 K: 1 S: 5	H: 0 LOB: 0 BB: 0 P: 5	R: 1 E: 0 K: 0 S: 6	H: 3 LOB: 2 BB: 0 P: 6	1B: 11 2B: 1 3B: 0 HR: 0	SF: 0 SAC: 0 DP: 2 HBP: 0	WP: 0 PB: 0 SB: 0 CS: 0	PA: 39
PITCHER Jerry Reuss, L ERA: 1.56	IP: 9.0 WLS: W BF: 39 H: 12 R: 1 ER: 1 SO: 3 BB: 1 IBB: 1 HBP: 0 BLK: 0 WP: 0 HR: 0 S: 43 P: 51 ERA: 1.00 WHIP: 1.444															PITCHER						

AB 37
R 1
H 12
RBI 1
BB 2
SO 3
LOB 25



Batter	1	2	3	4	5	6	7	8	9	AB	R	H	RBI	BB	SO	LOB	BOTTOM	
Derrel Thomas, S OBP: 0.212, SLG: 0.250	L9						F4-3			4	1	2	1	0	0	0	New York Mets @ Los Angeles Dodgers Dodger Stadium, Los Angeles, CA Sun May 17 1981, 3:33 AM PDT Att: 50,746 - Unknown	
Ken Landreaux, L OBP: 0.354, SLG: 0.463	F4-3						3-1			4	0	0	0	0	0	3		
Dusty Baker Jr., R OBP: 0.354, SLG: 0.422										4	1	1	1	0	1	0		
Jay Johnstone, L OBP: 0.136, SLG: 0.095	F9									0	0	0	0	0	0	0		
Steve Garvey, R OBP: 0.299, SLG: 0.403		K								4	0	0	0	0	1	1		
Ron Cey, R OBP: 0.383, SLG: 0.554										3	1	2	2	1	1	0		
Pedro Guerrero, R OBP: 0.347, SLG: 0.537										4	1	2	0	0	1	1		
Mike Scioscia, L OBP: 0.351, SLG: 0.325										3	1	0	0	1	0	2		
Bill Russell, R OBP: 0.225, SLG: 0.239										3	1	1	1	0	0	0		
Jerry Reuss, L OBP: 0.278, SLG: 0.278										3	0	1	1	0	1	0		
Inning Stats	R: 0 E: 0 K: 0 S: 3	H: 0 LOB: 0 BB: 0 P: 3	R: 0 E: 0 K: 1 S: 4	H: 0 LOB: 0 BB: 1 P: 8	R: 0 E: 0 K: 0 S: 3	H: 0 LOB: 0 BB: 0 P: 3	R: 6 E: 1 K: 0 S: 10	H: 7 LOB: 2 BB: 1 P: 14	R: 0 E: 0 K: 1 S: 5	H: 0 LOB: 0 BB: 0 P: 5	R: 0 E: 0 K: 1 S: 5	H: 0 LOB: 0 BB: 0 P: 5	R: 0 E: 0 K: 1 S: 7	H: 2 LOB: 2 BB: 0 P: 7	1B: 5 2B: 3 3B: 0 HR: 1	SF: 0 SAC: 0 DP: 0 HBP: 0	WP: 0 PB: 0 SB: 0 CS: 1	PA: 35
PITCHER Pat Zachry, R ERA: 4.63	IP: 5.0 WLS: L BF: 23 H: 7 R: 6 ER: 6 SO: 2 BB: 2 IBB: 0 HBP: 0 BLK: 0 WP: 0 HR: 1 S: 25 P: 33 ERA: 10.80 WHIP: 1.800															PITCHER		
Tom Hausman, R ERA: 2.29	IP: 3.0 WLS: 11 BF: 2 H: 2 R: 0 ER: 0 SO: 3 BB: 0 IBB: 0 HBP: 0 BLK: 0 WP: 0 HR: 0 S: 17 P: 17 ERA: 0.00 WHIP: 0.667															PITCHER		

AB 32
R 6
H 9
RBI 6
BB 2
SO 5
LOB 7



Batter	1	2	3	4	5	6	7	8	9	AB	R	H	RBI	BB	SO	LOB	TOP			
Lee Mazzilli, S (1, 8) OBP: 0.271, SLG: 0.308	0-0 5-3		4-0 BB		4-0 BB		0-0 PO	0-3 K		2	0	0	0	2	1	0				
Wally Backman, S (1, 4) OBP: 0.176, SLG: 0.176	0-0 1-3		0-0 1-3		0-3 K			0-0 1-3		4	0	0	0	0	1	3				
Joel Youngblood, R (1, 9) OBP: 0.418, SLG: 0.562	0-3 K			0-3 K		0-0 2B		0-0 HR		4	1	2	1	0	2	0				
Dave Kingman, R (1, 7) OBP: 0.339, SLG: 0.369		0-0 5-3		0-0 1B		0-3 K		0-0 5-3		4	0	1	0	0	1	1				
Mike Jorgensen, L (1, 3) OBP: 0.318, SLG: 0.538		0-0 S 1B		0-0 G5-4-3 1B		0-0 F7		4-0 1B BB		3	0	2	0	1	0	1				
John Stearns, R (1, 2) OBP: 0.333, SLG: 0.345		0-3 K		0-0 G5-4-3		0-0 F3		0-0 F5		4	0	0	0	0	1	5				
Hubie Brooks, R (1, 5) OBP: 0.354, SLG: 0.398		0-3 K			0-0 F3 WP 1B		0-0 5-3		0-3 K	4	0	1	0	0	2	2				
Doug Flynn, R (1, 6) OBP: 0.327, SLG: 0.463			0-0 F4		0-0 F3		0-0 F5		0-0 1B	3	0	0	0	0	0	1				
Rusty Staub, L (9, PH) OBP: 0.391, SLG: 0.429					1-3		FC1-6		1-2 1B	1	0	1	0	0	0	0				
Frank Taveras, R (9, FR) OBP: 0.245, SLG: 0.287							FC1-6			0	0	0	0	0	0	0				
Ed Lynch, R (1, 1) OBP: 0.250, SLG: 0.286			0-3 K		0-0 F4		0-0 FC1-6		0-0 1-3	2	0	0	0	0	1	1				
Pete Falcone, L (6, 1)							1-2 PO			0	0	0	0	0	0	0				
Mike Cubbage, L (7, PH) OBP: 0.300, SLG: 0.200										1	0	0	0	0	0	1				
Jeff Reardon, R (7, 1)										0	0	0	0	0	0	0				
Ron Hodges, L (9, PH) OBP: 0.383, SLG: 0.615										1	0	0	0	0	0	2				
Inning Stats	R: 0 E: 0 K: 1 S: 5	H: 0 LOB: 0 BB: 0 P: 5	R: 0 E: 0 K: 2 S: 8	H: 1 LOB: 1 BB: 0 P: 8	R: 0 E: 0 K: 1 S: 5	H: 0 LOB: 1 BB: 1 P: 9	R: 0 E: 0 K: 1 S: 6	H: 2 LOB: 1 BB: 0 P: 6	R: 0 E: 0 K: 1 S: 6	H: 1 LOB: 2 BB: 0 P: 10	R: 0 E: 0 K: 0 S: 3	H: 0 LOB: 0 BB: 0 P: 3	R: 1 E: 0 K: 1 S: 6	H: 1 LOB: 0 BB: 0 P: 6	R: 0 E: 0 K: 1 S: 6	H: 1 LOB: 2 BB: 1 P: 10	1B: 5 2B: 1 3B: 0 HR: 1	SF: 0 SAC: 0 DP: 1 HBP: 0	WP: 1 PB: 0 SB: 3 CS: 0	PA: 37
PITCHER	IP WLS BF H R ER SO BB IBB HBP BLK WP HR S P ERA WHIP																			
Allen Ripley, R (1, 1) ERA: 2.44	8.0 W 32 6 1 1 8 3 0 0 0 1 1 45 57 1.12 1.125																			
Greg Minton, R (9, 1) ERA: 3.39	1.0 S 4 1 0 0 1 0 0 0 0 0 0 6 6 0.00 1.000																			

New York Mets @ San Francisco Giants
Candlestick Park, San Francisco, CA
Mon May 18 1981, 10:05 PM EDT
Att. 4,348 - Unknown

AB 33
R 1
H 7
RBI 1
BB 3
SO 9
LOB 17



Batter	1	2	3	4	5	6	7	8	9	AB	R	H	RBI	BB	SO	LOB	BOTTOM			
Bill North, S (1, 8) OBP: 0.347, SLG: 0.320	0-0 F6-3 1B		0-3 K		0-0 E4 E S		0-3 K			4	0	1	0	0	2	1				
Enos Cabell, R (1, 3) OBP: 0.281, SLG: 0.352	0-0 F6-3 1-2		0-3 K		0-0 4-3		0-0 5-3			4	0	0	0	0	1	3				
Jack Clark, R (1, 9) OBP: 0.298, SLG: 0.397	0-0 HR		0-0 1-3 2B		0-0 HR		0-0 F8			4	2	3	2	0	0	0				
Darrell Evans, L (1, 5) OBP: 0.308, SLG: 0.401	0-0 F5		0-0 G3		0-0 HR		0-0 F8			4	1	1	1	0	0	2				
Larry Herndon, R (1, 7) OBP: 0.380, SLG: 0.458		0-0 4-3		0-0 5-3		0-0 F4		0-0 E 1B		4	0	1	0	0	0	0				
Joe Morgan, L (1, 4) OBP: 0.325, SLG: 0.330		0-0 2B		0-0 3-1		0-0 1B BB		0-0 E9 1B		3	0	2	0	1	0	0				
Milt May, L (1, 2) OBP: 0.361, SLG: 0.346		0-0 F8		0-0 F6-3		0-0 1B		4-0 IBB		3	0	1	0	1	0	1				
Mike Sadek, R (6, PR) OBP: 0.333, SLG: 0.227						1-2 1B				0	0	0	0	0	0	0				
Johnnie LeMaster, R (1, 6) OBP: 0.279, SLG: 0.255		0-3 K			0-0 5-3		0-0 F7		0-3 K	3	0	0	0	0	1	3				
Jim Wolford, R (8, PH) OBP: 0.321, SLG: 0.500										1	0	0	0	0	1	3				
Joe Pettini, R (9, 6)										0	0	0	0	0	0	0				
Allen Ripley, R (1, 1) OBP: 0.143, SLG: 0.143			0-0 2B 1B		0-0 F6-3		0-0 F2		0-0 1-3	4	0	1	0	0	0	5				
Greg Minton, S (9, 1) ERA: 3.86										0	0	0	0	0	0	0				
Inning Stats	R: 1 E: 0 K: 0 S: 4	H: 2 LOB: 0 BB: 0 P: 4	R: 0 E: 0 K: 1 S: 6	H: 1 LOB: 0 BB: 0 P: 6	R: 0 E: 0 K: 2 S: 9	H: 2 LOB: 2 BB: 0 P: 9	R: 0 E: 0 K: 0 S: 3	H: 0 LOB: 0 BB: 0 P: 3	R: 0 E: 1 K: 0 S: 4	H: 0 LOB: 1 BB: 0 P: 4	R: 2 E: 0 K: 0 S: 6	H: 3 LOB: 2 BB: 1 P: 10	R: 0 E: 0 K: 1 S: 5	H: 0 LOB: 0 BB: 0 P: 5	R: 0 E: 1 K: 1 S: 7	H: 2 LOB: 3 BB: 1 P: 11	1B: 5 2B: 2 3B: 0 HR: 3	SF: 0 SAC: 0 DP: 1 HBP: 0	WP: 0 PB: 0 SB: 1 CS: 0	PA: 36
PITCHER	IP WLS BF H R ER SO BB IBB HBP BLK WP HR S P ERA WHIP																			
Ed Lynch, R (1, 1) ERA: 2.82	5.1 L 23 7 3 3 3 0 0 0 0 0 0 3 29 29 5.06 1.312																			
Pete Falcone, L (6, 1) ERA: 1.59	0.2 4 1 0 0 0 1 0 0 0 0 0 3 7 0.00 3.000																			
Jeff Reardon, R (7, 1) ERA: 3.86	2.0 9 2 0 0 0 2 0 1 0 0 0 0 12 16 0.00 1.000																			

New York Mets @ San Francisco Giants
Candlestick Park, San Francisco, CA
Mon May 18 1981, 10:05 PM EDT
Att. 4,348 - Unknown

AB 34
R 3
H 10
RBI 3
BB 2
SO 5
LOB 18



Batter	1	2	3	4	5	6	7	8	9	AB	R	H	RBI	BB	SO	LOB	TOP			
Lee Mazzilli, S (1,8) OBP: 0.285, SLG: 0.315	4-0 BLK BB		0-0 S 1B		0-0 BB 1B		0-0 F9		0-0 F3	4	0	2	0	1	0	0	New York Mets @ San Francisco Giants Candlestick Park, San Francisco, CA Tue May 19 1981, 10:05 PM EDT Att: 5,168 - Unknown			
Wally Backman, S (1,4) OBP: 0.273, SLG: 0.238	0-3 K		0-0 1-3		4-0 BB 1B		0-0 1B		0-0 G6-4-3 1B	4	0	2	0	1	1	2				
Joel Youngblood, R (1,9) OBP: 0.398, SLG: 0.538	0-3 K		0-3 K		0-0 SF8		0-0 F9		0-0 G6-4-3 1B	4	0	0	1	0	2	4				
Dave Kingman, R (1,7) OBP: 0.398, SLG: 0.364	0-0 F8		0-0 2H 1B		0-0 K		0-0 F7			4	0	1	0	0	1	4				
Mike Jorgensen, L (1,3) OBP: 0.298, SLG: 0.500		0-3 K		0-3 K		0-0 F7		0-3 K		3	0	0	0	0	2	0				
Alex Trevino, R (8, PH) OBP: 0.343, SLG: 0.290										1	0	0	0	0	1	0				
John Stearns, R (1,2) OBP: 0.328, SLG: 0.339		0-0 FC5 6-3 1B		0-0 F9		0-0 6-3		0-0 F2		4	0	1	0	0	0	0				
Hubie Brooks, R (1,5) OBP: 0.359, SLG: 0.396		0-0 6-3 1-2		0-0 F7		0-0 S 1B		4-0 1B BB		3	0	1	0	1	0	1				
Doug Flynn, R (1,6) OBP: 0.342, SLG: 0.464		4-0 IBB				0-0 F7		4-0 1-2 IBB		2	0	1	0	2	0	0				
Mike Scott, R (1,1) OBP: 0.231, SLG: 0.091		0-0 FC5				0-0 BB SF8 1B BB		0-0 F8		2	1	0	0	1	1	4				
Rusty Staub, L (8, PH) OBP: 0.386, SLG: 0.423										1	0	0	0	0	0	2				
Tom Hausman, R (8,1)										0	0	0	0	0	0	0				
Inning Stats	R: 0 E: 0 K: 2 S: 7	H: 0 LOB: 1 BB: 1 P: 11	R: 0 E: 0 K: 1 S: 6	H: 1 LOB: 2 BB: 1 P: 10	R: 0 E: 0 K: 1 S: 6	H: 2 LOB: 2 BB: 0 P: 6	R: 0 E: 0 K: 1 S: 5	H: 0 LOB: 0 BB: 0 P: 5	R: 1 E: 0 K: 1 S: 6	H: 1 LOB: 2 BB: 2 P: 14	R: 0 E: 0 K: 0 S: 4	H: 1 LOB: 1 BB: 0 P: 4	R: 0 E: 0 K: 1 S: 6	H: 1 LOB: 2 BB: 1 P: 10	R: 0 E: 0 K: 0 S: 3	H: 1 LOB: 0 BB: 0 P: 3	1B: 8 2B: 0 3B: 0 HR: 0	SF: 1 SAC: 0 DP: 1 HBP: 0	WP: 0 PB: 0 SB: 2 CS: 0	PA: 39
PITCHER	IP WLS BF H R ER SO BB IBB HBP BLK WP HR S P ERA WHIP	IP WLS BF H R ER SO BB IBB HBP BLK WP HR S P ERA WHIP	IP WLS BF H R ER SO BB IBB HBP BLK WP HR S P ERA WHIP	IP WLS BF H R ER SO BB IBB HBP BLK WP HR S P ERA WHIP	IP WLS BF H R ER SO BB IBB HBP BLK WP HR S P ERA WHIP	IP WLS BF H R ER SO BB IBB HBP BLK WP HR S P ERA WHIP	IP WLS BF H R ER SO BB IBB HBP BLK WP HR S P ERA WHIP	IP WLS BF H R ER SO BB IBB HBP BLK WP HR S P ERA WHIP	IP WLS BF H R ER SO BB IBB HBP BLK WP HR S P ERA WHIP	IP WLS BF H R ER SO BB IBB HBP BLK WP HR S P ERA WHIP	IP WLS BF H R ER SO BB IBB HBP BLK WP HR S P ERA WHIP	IP WLS BF H R ER SO BB IBB HBP BLK WP HR S P ERA WHIP	IP WLS BF H R ER SO BB IBB HBP BLK WP HR S P ERA WHIP	IP WLS BF H R ER SO BB IBB HBP BLK WP HR S P ERA WHIP	IP WLS BF H R ER SO BB IBB HBP BLK WP HR S P ERA WHIP	IP WLS BF H R ER SO BB IBB HBP BLK WP HR S P ERA WHIP	IP WLS BF H R ER SO BB IBB HBP BLK WP HR S P ERA WHIP			
Fred Breining, R (1,1) ERA: 2.79	4.1	20	4	1	1	5	3	1	0	0	0	0	0	0	26	42	2.08	1.615		
Al Holland, L (5,1) ERA: 4.57	4.0	W 18	4	0	0	3	1	1	0	0	0	0	0	0	22	30	0.00	1.250		
Greg Minton, R (9,1) ERA: 3.31	0.2	S 1	0	0	0	0	0	0	0	0	0	0	0	0	1	1	0.00	0.000		

AB 32
R 1
H 8
RBI 1
BB 6
SO 8
LOB 17



Batter	1	2	3	4	5	6	7	8	9	AB	R	H	RBI	BB	SO	LOB	BOTTOM	
Joe Morgan, L (1,4) OBP: 0.331, SLG: 0.336	0-0 FC6-4 1B		0-0 4-3			0-0 F8 S 1B		0-0 F9		4	1	2	0	0	0	2	New York Mets @ San Francisco Giants Candlestick Park, San Francisco, CA Tue May 19 1981, 10:05 PM EDT Att: 5,168 - Unknown	
Joe Pettini, R (8,4)										0	0	0	0	0	0	0		
Enos Cabell, R (1,3) OBP: 0.273, SLG: 0.342	0-0 FC6-4 CS		0-0 F8			0-0 F3		0-0 F7		4	0	0	0	0	0	4		
Dave Bergman, L (8,3) OBP: 0.231, SLG: 0.229	1-2 CS					1-2 F3				0	0	0	0	0	0	0		
Jack Clark, R (1,9) OBP: 0.297, SLG: 0.393	0-0 F9		0-0 F9			0-0 F8		0-0 F4-6-3 1B		4	0	1	0	0	0	2		
Darrell Evans, L (1,5) OBP: 0.306, SLG: 0.397		0-0 F8		0-0 G3		0-0 FC6-4 1B		0-3 K		4	0	1	1	0	1	1		
Larry Herndon, R (1,7) OBP: 0.376, SLG: 0.452		0-0 1B 1B		0-0 F6-3		0-0 FC6-4		0-0 F4-6-3		4	1	1	0	0	0	2		
Jerry Martin, R (1,8) OBP: 0.314, SLG: 0.369		0-0 1B 1B		0-3 K		0-0 2B 3B				3	1	2	0	0	1	0		
Milt May, L (1,2) OBP: 0.361, SLG: 0.355		0-3 K				0-0 G3		0-0 4-3 SH 2B		3	0	1	1	0	1	2		
Mike Sadek, R (7, PR) OBP: 0.333, SLG: 0.227										0	1	0	0	0	0	0		
Johnnie LeMaster, R (1,6) OBP: 0.281, SLG: 0.257		0-0 1-2 2H 1B		0-0 4-3		0-0 4-3		0-0 SH		3	0	1	1	0	0	1		
Fred Breining, R (1,1)		0-3 K				0-3 K				1	0	0	0	0	1	2		
Al Holland, R (5,1)										1	0	0	1	0	1	0		
Greg Minton, S (9,1)										0	0	0	0	0	0	0		
Inning Stats	R: 0 E: 0 K: 0 S: 3	H: 1 LOB: 0 BB: 0 P: 3	R: 1 E: 0 K: 2 S: 10	H: 3 LOB: 0 BB: 0 P: 10	R: 0 E: 0 K: 0 S: 3	H: 0 LOB: 0 BB: 0 P: 3	R: 0 E: 0 K: 1 S: 5	H: 0 LOB: 0 BB: 0 P: 5	R: 0 E: 0 K: 0 S: 5	H: 2 LOB: 1 BB: 0 P: 5	R: 2 E: 0 K: 0 S: 6	H: 2 LOB: 2 BB: 0 P: 6	R: 0 E: 0 K: 1 S: 5	H: 1 LOB: 0 BB: 0 P: 5	1B: 7 2B: 1 3B: 1 HR: 0	SF: 0 SAC: 1 DP: 1 HBP: 0	WP: 0 PB: 0 SB: 1 CS: 1	PA: 32
PITCHER	IP WLS BF H R ER SO BB IBB HBP BLK WP HR S P ERA WHIP	IP WLS BF H R ER SO BB IBB HBP BLK WP HR S P ERA WHIP	IP WLS BF H R ER SO BB IBB HBP BLK WP HR S P ERA WHIP	IP WLS BF H R ER SO BB IBB HBP BLK WP HR S P ERA WHIP	IP WLS BF H R ER SO BB IBB HBP BLK WP HR S P ERA WHIP	IP WLS BF H R ER SO BB IBB HBP BLK WP HR S P ERA WHIP	IP WLS BF H R ER SO BB IBB HBP BLK WP HR S P ERA WHIP	IP WLS BF H R ER SO BB IBB HBP BLK WP HR S P ERA WHIP	IP WLS BF H R ER SO BB IBB HBP BLK WP HR S P ERA WHIP	IP WLS BF H R ER SO BB IBB HBP BLK WP HR S P ERA WHIP	IP WLS BF H R ER SO BB IBB HBP BLK WP HR S P ERA WHIP	IP WLS BF H R ER SO BB IBB HBP BLK WP HR S P ERA WHIP	IP WLS BF H R ER SO BB IBB HBP BLK WP HR S P ERA WHIP	IP WLS BF H R ER SO BB IBB HBP BLK WP HR S P ERA WHIP	IP WLS BF H R ER SO BB IBB HBP BLK WP HR S P ERA WHIP	IP WLS BF H R ER SO BB IBB HBP BLK WP HR S P ERA WHIP		
Mike Scott, R (1,1) ERA: 5.27	7.0	L 29	8	4	4	4	0	0	0	0	0	0	0	0	37	37	5.14	1.143
Tom Hausman, R (8,1) ERA: 2.2	1.0	3	1	0	0	1	0	0	0	0	0	0	0	5	5	0.00	1.000	

AB 31
R 4
H 9
RBI 4
BB 0
SO 5
LOB 16



Batter	1	2	3	4	5	6	7	8	9	AB	R	H	RBI	BB	SO	LOB	TOP			
Mookie Wilson, S OBP: 0.260, SLG: 0.261 (1, 8)	G3					L1		6-3		4	1	1	0	1	0	0	New York Mets @ St. Louis Cardinals Busch Stadium, St. Louis, MO Fri May 22 1981, 7:05 PM CDT Att: 21,442 - Unknown			
Wally Backman, S OBP: 0.290, SLG: 0.241 (1, 4)	WP 4-3 1B	6-3		E1 3B		4-3		6-3		5	1	1	0	0	0	3				
Joel Youngblood, R OBP: 0.398, SLG: 0.563 (1, 9)	4-3					F8		6-3		5	2	2	2	0	0	1				
Dave Kingman, R OBP: 0.357, SLG: 0.398 Mike Jorgensen, L OBP: 0.294, SLG: 0.500 (7, 3)	2-3 BB			1B BB BB		K			F8	2	1	0	0	2	2	1				
Lee Mazzilli, S OBP: 0.293, SLG: 0.298 (1, 7)	F9			BB 1B BB		G3			F7	3	2	0	0	2	0	3				
John Stearns, R OBP: 0.342, SLG: 0.343 (1, 2)										4	1	3	2	1	0	0				
Hubie Brooks, R OBP: 0.357, SLG: 0.395 (1, 5)										4	0	0	1	1	3	3				
Doug Flynn, R OBP: 0.336, SLG: 0.449 Bob Ballor, R OBP: 0.314, SLG: 0.267 (8, 6)	WP 1B					F8				4	1	2	1	0	0	2				
Pat Zachry, R OBP: 0.313, SLG: 0.267 (1, 1)	1B 1H 1B									4	0	1	1	0	1	2				
Inning Stats	R: 0 E: 0 K: 0 S: 4	H: 1 LOB: 2 BB: 1 P: 8	R: 1 E: 0 K: 1 S: 8	H: 3 LOB: 2 BB: 0 P: 8	R: 4 E: 0 K: 0 S: 4	H: 2 LOB: 0 BB: 3 P: 16	R: 3 E: 1 K: 1 S: 7	H: 2 LOB: 1 BB: 1 P: 11	R: 0 E: 0 K: 0 S: 3	H: 0 LOB: 0 BB: 0 P: 3	R: 1 E: 0 K: 2 S: 8	H: 1 LOB: 2 BB: 2 P: 16	R: 0 E: 0 K: 1 S: 6	H: 0 LOB: 0 BB: 0 P: 3	R: 0 E: 0 K: 1 S: 6	H: 1 LOB: 1 BB: 0 P: 6		1B: 8 2B: 1 3B: 1 HR: 0	SF: 0 SAC: 0 DP: 1 HBP: 0	WP: 3 PB: 0 SB: 1 CS: 0
PITCHER	IP WLS BF H R ER SO BB IBB HBP BLK WP HR S P ERA WHIP																			
Silvio Martinez, R ERA: 4.21 (1, 1)	2.0 L 15 6 5 5 1 3 0 0 0 0 2 0 14 26 22.50 4.500																			
Jim Otten, R ERA: 5.12 (3, 1)	2.0 9 2 3 1 1 2 0 0 0 0 1 0 9 17 4.50 2.000																			
Mark Littell, R ERA: 3.0 (5, 1)	3.0 12 1 1 1 3 2 0 0 0 0 0 0 16 24 3.00 1.000																			
Joe Edelen, R ERA: 8.76 (8, 1)	2.0 7 1 0 0 1 0 0 0 0 0 0 0 9 9 0.00 0.500																			

Batter	1	2	3	4	5	6	7	8	9	AB	R	H	RBI	BB	SO	LOB	BOTTOM			
Tom Herr, S OBP: 0.315, SLG: 0.400 (1, 4)	G3	4-3		4-3			1-3			4	0	0	1	0	0	2	New York Mets @ St. Louis Cardinals Busch Stadium, St. Louis, MO Fri May 22 1981, 7:05 PM CDT Att: 21,442 - Unknown			
Tony Scott, S OBP: 0.299, SLG: 0.369 (1, 8)	5-3	F6-3				F6-3	F7			4	0	0	0	0	0	1				
Keith Hernandez, L OBP: 0.426, SLG: 0.492 (1, 3)	S 3B BB			1B BB		S BB		K		1	1	0	0	3	1	0				
George Hendrick, R OBP: 0.359, SLG: 0.488 (1, 9)	3B BB			K		F6		K2-3		3	1	0	0	1	2	2				
Ken Oberkfell, L OBP: 0.338, SLG: 0.350 (1, 5)	1H 2H 3B			G5-4-3 1B		4-3		4-3		4	0	2	2	0	0	1				
Sixto Lezcano, R OBP: 0.400, SLG: 0.418 (1, 7)	5-3			G5-4-3 1-2		F6-3				4	0	1	0	0	0	3				
Orlando Sanchez, L OBP: 0.353, SLG: 0.375 (1, 2)										3	1	1	0	1	0	1				
Mike Ramsey, S OBP: 0.417, SLG: 0.364 (1, 6)										4	0	1	0	0	0	2				
Silvio Martinez, R OBP: 0.287, SLG: 0.286 (3, 1)										1	0	0	0	0	1	2				
Steve Braun, L OBP: 0.287, SLG: 0.286 Mark Littell, L OBP: 0.300, SLG: 0.432 Garry Templeton, S OBP: 0.333, SLG: 0.333 Joe Edelen, R OBP: 0.273, SLG: 0.279 (8, 1)										0	0	0	0	0	0	0				
Inning Stats	R: 2 E: 0 K: 0 S: 4	H: 1 LOB: 1 BB: 2 P: 12	R: 1 E: 0 K: 1 S: 6	H: 1 LOB: 1 BB: 1 P: 10	R: 0 E: 0 K: 1 S: 5	H: 1 LOB: 1 BB: 1 P: 9	R: 0 E: 0 K: 1 S: 6	H: 1 LOB: 0 BB: 0 P: 6	R: 0 E: 0 K: 0 S: 3	H: 0 LOB: 0 BB: 1 P: 7	R: 0 E: 0 K: 0 S: 5	H: 0 LOB: 0 BB: 0 P: 5	R: 0 E: 0 K: 2 S: 7	H: 0 LOB: 0 BB: 0 P: 7	R: 0 E: 0 K: 0 S: 4	H: 1 LOB: 1 BB: 0 P: 4	1B: 4 2B: 0 3B: 1 HR: 0	SF: 0 SAC: 0 DP: 1 HBP: 0	WP: 1 PB: 0 SB: 2 CS: 0	PA: 36
PITCHER	IP WLS BF H R ER SO BB IBB HBP BLK WP HR S P ERA WHIP																			
Pat Zachry, R ERA: 4.36 (1, 1)	9.0 W 36 5 3 3 6 5 0 0 0 0 1 0 43 63 3.00 1.111																			

Batter	1	2	3	4	5	6	7	8	9	10	AB	R	H	RBI	BB	SO	LOB	TOP												
Mookie Wilson, S (1.8) OBP: 0.241, SLG: 0.241	5-3		P4			6-3		F9		5-3	5	0	0	0	0	0	2	New York Mets @ St. Louis Cardinals Busch Stadium, St. Louis, MO Sun May 24 1981, 3:33 AM CDT Att. 33,869 - Cloudy livebaseballscorecards.com												
Frank Taveras, R (1.6) OBP: 0.243, SLG: 0.292	K			F8		L5			5-3		4	0	0	0	0	1	0													
Joel Youngblood, R (1.9) OBP: 0.393, SLG: 0.536	5-3				G5-4-3 BB	6-3			K		3	0	0	0	1	1	0													
Dave Kingman, R (1.3) OBP: 0.351, SLG: 0.383											4	0	1	0	0	1	1													
Mike Jorgensen, L (9.3) OBP: 0.294, SLG: 0.500					G5-4-3				F8		0	0	0	0	0	0	0													
Lee Mazzilli, S (1.7) OBP: 0.241, SLG: 0.336											4	2	2	1	0	1	1													
John Stearns, R (1.2) OBP: 0.345, SLG: 0.351											3	1	1	1	1	0	0													
Hubie Brooks, R (1.5) OBP: 0.358, SLG: 0.397											4	0	2	0	0	0	1													
Doug Flynn, R (1.4) OBP: 0.338, SLG: 0.444											4	0	1	0	0	0	2													
Mike Scott, R (1.1) OBP: 0.188, SLG: 0.071											3	0	0	0	0	1	2													
Neil Allen, R (9.1) OBP: 1.000, SLG: 3.000											1	0	1	0	0	0	0													
Inning Stats	R: 0 E: 0 K: 1 S: 5	H: 0 LOB: 0 BB: 0 P: 5	R: 0 E: 0 K: 0 S: 3	H: 1 LOB: 0 BB: 0 P: 3	R: 0 E: 0 K: 0 S: 4	H: 1 LOB: 1 BB: 0 P: 4	R: 0 E: 0 K: 0 S: 2	H: 0 LOB: 0 BB: 1 P: 6	R: 1 E: 0 K: 1 S: 7	H: 2 LOB: 1 BB: 0 P: 7	R: 0 E: 0 K: 0 S: 3	H: 0 LOB: 1 BB: 0 P: 3	R: 0 E: 0 K: 2 S: 7	H: 0 LOB: 1 BB: 1 P: 11	R: 0 E: 0 K: 0 S: 3	H: 0 LOB: 0 BB: 0 P: 3	R: 0 E: 0 K: 1 S: 5	H: 0 LOB: 0 BB: 0 P: 5	R: 2 E: 1 K: 0 S: 6	H: 4 LOB: 1 BB: 0 P: 6	1B: 3 2B: 2 3B: 2 HR: 1	SF: 0 SAC: 0 DP: 2 HBP: 0	WP: 0 PB: 0 SB: 1 CS: 1	PA: 37						
PITCHER	IP 8.0	WLS 28	H 4	R 1	ER 1	SO 4	BB 2	IBB 0	HBP 0	BLK 0	WP 0	HR 1	S 34	P 42	ERA 1.12	WHIP 0.750														
Bob Shirley, L (1.1) ERA: 3.43	2.0	L	9	4	2	2	1	0	0	0	0	0	0	0	0	0	11	11	9.00	2.000										
Bruce Sutter, R (9.1) ERA: 3.64																														

Batter	1	2	3	4	5	6	7	8	9	10	AB	R	H	RBI	BB	SO	LOB	BOTTOM								
Tom Herr, S (1.4) OBP: 0.350, SLG: 0.408	3-1 BB										3	0	1	0	2	0	2	New York Mets @ St. Louis Cardinals Busch Stadium, St. Louis, MO Sun May 24 1981, 3:33 AM CDT Att. 33,869 - Cloudy livebaseballscorecards.com								
Tony Scott, S (1.8) OBP: 0.280, SLG: 0.344	3-1		F4			FC4-6 1B		G3		F4-3	5	0	0	0	0	0	5									
Keith Hernandez, L (1.3) OBP: 0.420, SLG: 0.500	L6			3-1							4	1	1	1	0	0	2									
George Hendrick, R (1.9) OBP: 0.358, SLG: 0.485	F4-3			6-3							4	0	1	0	0	0	1									
Dane Iorg, L (1.7) OBP: 0.250, SLG: 0.255		1-3		3-1							4	0	0	0	0	0	1									
Ken Oberkfell, L (1.5) OBP: 0.355, SLG: 0.359		F4-3									3	0	1	0	1	0	1									
Gene Tenace, R (1.2) OBP: 0.388, SLG: 0.404											3	0	0	0	1	3	2									
Mike Ramsey, S (1.6) OBP: 0.500, SLG: 0.526											4	0	2	0	0	1	2									
Bob Shirley, R (1.1) OBP: 0.067, SLG: 0.067											2	0	0	0	0	1	1									
Gary Templeton, S (8, PH) OBP: 0.311, SLG: 0.429											1	0	0	0	0	0	0									
Bruce Sutter, R (9.1)											0	0	0	0	0	0	0									
Steve Braun, L (10, PH) OBP: 0.353, SLG: 0.286											0	0	0	0	1	0	0									
Tito Landrum, R (10, PR) OBP: 0.100, SLG: 0.100											0	0	0	0	0	0	0									
Inning Stats	R: 0 E: 0 K: 0 S: 3	H: 0 LOB: 1 BB: 1 P: 7	R: 0 E: 0 K: 1 S: 5	H: 0 LOB: 0 BB: 0 P: 5	R: 0 E: 0 K: 2 S: 7	H: 0 LOB: 1 BB: 1 P: 11	R: 0 E: 0 K: 0 S: 3	H: 0 LOB: 0 BB: 0 P: 3	R: 0 E: 1 K: 0 S: 4	H: 1 LOB: 2 BB: 1 P: 8	R: 0 E: 0 K: 0 S: 3	H: 0 LOB: 0 BB: 0 P: 3	R: 1 E: 0 K: 1 S: 7	H: 2 LOB: 1 BB: 0 P: 7	R: 0 E: 0 K: 0 S: 3	H: 1 LOB: 2 BB: 1 P: 7	1B: 4 2B: 1 3B: 0 HR: 1	SF: 0 SAC: 0 DP: 2 HBP: 0	WP: 0 PB: 0 SB: 2 CS: 0	PA: 38						
PITCHER	IP 8.2	WLS 33	H 5	R 1	ER 1	SO 4	BB 4	IBB 0	HBP 0	BLK 0	WP 0	HR 1	S 37	P 53	ERA 1.04	WHIP 1.038										
Mike Scott, R (1.1) ERA: 4.53	1.1	W	5	1	0	0	1	1	0	0	0	0	6	10	0.00	1.500										
Neil Allen, R (9.1) ERA: 1.96																										

Batter	1	2	3	4	5	6	7	8	9	AB	R	H	RBI	BB	SO	LOB	TOP								
Lonnie Smith, R OBP: 0.296, SLG: 0.270 (1, 9) (4, 8)	G3		2B 1-2 BB		5-3		S 1B HBP		6-3	3	1	0	0	1	0	0	Philadelphia Phillies @ New York Mets Shea Stadium, Flushing, NY Mon May 25 1981, 3:33 AM EDT Att: 20,469 - Unknown								
Pete Rose, S OBP: 0.363, SLG: 0.392 Mike Proly, R (1, 3) (3, 1)	F7		K		F9		F2		P2	2	0	0	0	0	1	2									
Luis Aguayo, R OBP: 0.150, SLG: 0.105 (5, PH) (5, 6) (6, 6)										3	0	0	0	0	0	1									
Mike Schmidt, R OBP: 0.401, SLG: 0.662 Ron Reed, R (1, 5) (5, 1)	5-3				K		F7			3	0	1	1	0	1	0									
Greg Gross, L OBP: 0.339, SLG: 0.392 (7, PH) (7, 7)			1-3 2-H 2B							0	0	0	0	0	0	1									
Gary Matthews, R OBP: 0.377, SLG: 0.419 John Vukovich, R (1, 7) (7, 5)		L9	K			FC4-6 1B				4	0	2	1	0	1	2									
Manny Trillo, R OBP: 0.356, SLG: 0.410 Tug McGraw, R (1, 4) (7, 1)		K			1-3 1B	L9			K	4	1	1	0	0	2	2									
Gary Maddox, R OBP: 0.335, SLG: 0.369 Dick Davis, R OBP: 0.476, SLG: 0.471 (1, 8) (4, 9)					K				F9	1	0	0	0	1	1	1									
Larry Bowa, S OBP: 0.282, SLG: 0.143 Ramon Aviles, R OBP: 0.250, SLG: 0.143 (1, 6) (6, 5) (7, 4)					1-3	FC4-6 1B			F3	3	0	0	0	0	0	4									
Bob Boone, R OBP: 0.304, SLG: 0.301 (1, 2)			K						F8	3	0	1	1	1	1	0									
Dick Ruthven, R OBP: 0.125, SLG: 0.130 Del Unser, L OBP: 0.519, SLG: 0.526 (3, PH) (3, 3)					G3				F7	0	0	0	0	0	0	0									
			2B 1B							4	1	1	0	0	0	4									
Inning Stats	R: 0 E: 0 K: 0 S: 3	H: 0 LOB: 0 BB: 0 P: 3	R: 0 E: 0 K: 1 S: 5	H: 0 LOB: 1 BB: 1 P: 9	R: 1 E: 0 K: 3 S: 11	H: 2 LOB: 2 BB: 1 P: 15	R: 1 E: 0 K: 1 S: 7	H: 2 LOB: 1 BB: 0 P: 7	R: 0 E: 0 K: 1 S: 5	H: 0 LOB: 0 BB: 0 P: 5	R: 0 E: 0 K: 0 S: 5	H: 2 LOB: 3 BB: 1 P: 9	R: 1 E: 0 K: 1 S: 6	H: 1 LOB: 0 BB: 0 P: 7	R: 0 E: 0 K: 0 S: 3	H: 0 LOB: 0 BB: 0 P: 3	R: 0 E: 0 K: 0 S: 3	H: 0 LOB: 0 BB: 0 P: 3	1B: 6 2B: 1 3B: 0 HR: 0	SF: 0 SAC: 0 DP: 0 HBP: 1	WP: 1 PB: 0 SB: 1 CS: 0	PA: 38			
PITCHER	IP	WLS	BF	H	R	ER	SO	BB	IBB	HBP	BLK	WP	HR	S	P	ERA	WHIP	PITCHER							
Greg Harris, R ERA: 3.09 Jeff Reardon, R ERA: 3.45	(1, 1) (6, 1)	5.2 S	26 12	6 1	2 1	2 1	6 1	3 0	0 0	0 1	0 0	1 0	0 0	35 13	47 14	3.18 2.70	1.588 0.300								

AB	34
R	3
H	7
RBI	3
BB	3
SO	7
LOB	17



Batter	1	2	3	4	5	6	7	8	9	AB	R	H	RBI	BB	SO	LOB	BOTTOM								
Mookie Wilson, S OBP: 0.273, SLG: 0.280 (1, 8)	S 1B BB	2B HR 1B			1-3					3	3	2	2	2	0	0	Philadelphia Phillies @ New York Mets Shea Stadium, Flushing, NY Mon May 25 1981, 3:33 AM EDT Att: 20,469 - Unknown								
Frank Taveras, R OBP: 0.255, SLG: 0.303 (1, 6)	SH5-3 1B BB	HR 2B	6-3		5-3					3	2	1	0	2	0	1									
Joel Youngblood, R OBP: 0.409, SLG: 0.549 (1, 9)	SH5-3 1B 1-2 2-H	HR HBP								3	2	3	2	0	0	0									
Dave Kingman, R OBP: 0.351, SLG: 0.407 Mike Jorgensen, L OBP: 0.298, SLG: 0.489 (1, 3) (7, 3)	SH5-3	HR			FC4 1B E					3	2	1	4	0	0	2									
Lee Mazzilli, S OBP: 0.303, SLG: 0.357 Bob Bailor, R OBP: 0.306, SLG: 0.258 (1, 7) (7, 7)	SH5-3 1B 1B	HR			1-2 2-3					1	0	0	0	0	0	1									
Lee Mazzilli, S OBP: 0.303, SLG: 0.357 Bob Bailor, R OBP: 0.306, SLG: 0.258 (1, 7) (7, 7)	SH5-3 1B 1B	HR			1-2 2-3					4	2	3	2	0	0	0									
John Stearns, R OBP: 0.341, SLG: 0.346 Alex Trevino, R OBP: 0.343, SLG: 0.295 (1, 2) (7, 2)	SH5-3 1B 1B	HR			1-2 2-3					1	0	0	0	0	0	0									
John Stearns, R OBP: 0.341, SLG: 0.346 Alex Trevino, R OBP: 0.343, SLG: 0.295 (1, 2) (7, 2)	SH5-3 1B 1B	HR			1-2 2-3					4	0	1	1	0	1	2									
Hubie Brooks, R OBP: 0.367, SLG: 0.495 (1, 5)	F5-3 1B	6-3			E6 1B					4	0	1	1	0	1	2									
Doug Flynn, R OBP: 0.336, SLG: 0.438 Wally Backman, S OBP: 0.333, SLG: 0.303 (1, 4) (8, 4)	F5-3				E6 1B					1	0	0	0	0	0	0									
Greg Harris, S Jeff Reardon, R (1, 1) (6, 1)	K				5-3					3	0	0	0	0	2	2									
										1	0	0	0	0	0	2									
Inning Stats	R: 4 E: 0 K: 1 S: 9	H: 4 LOB: 2 BB: 2 P: 17	R: 4 E: 0 K: 1 S: 8	H: 3 LOB: 0 BB: 0 P: 9	R: 0 E: 0 K: 0 S: 3	H: 0 LOB: 1 BB: 1 P: 7	R: 2 E: 1 K: 0 S: 6	H: 3 LOB: 1 BB: 0 P: 6	R: 0 E: 0 K: 1 S: 5	H: 0 LOB: 0 BB: 0 P: 5	R: 0 E: 0 K: 0 S: 4	H: 2 LOB: 1 BB: 0 P: 4	R: 3 E: 0 K: 0 S: 6	H: 3 LOB: 1 BB: 1 P: 10	R: 0 E: 0 K: 0 S: 3	H: 0 LOB: 0 BB: 0 P: 3	1B: 11 2B: 2 3B: 1 HR: 1	SF: 1 SAC: 1 DP: 2 HBP: 1	WP: 0 PB: 0 SB: 1 CS: 0	PA: 43					
PITCHER	IP	WLS	BF	H	R	ER	SO	BB	IBB	HBP	BLK	WP	HR	S	P	ERA	WHIP	PITCHER							
Dick Ruthven, R ERA: 4.66 Mike Proly, R ERA: 3.55 Ron Reed, R ERA: 2.84 Tug McGraw, L ERA: 4.76	(1, 1) (3, 1) (5, 1) (7, 1)	2.0 10	16 3	7 2	8 2	8 0	2 0	2 0	0 0	0 0	0 0	0 0	0 0	9 9	17 9	9.00 0.00	4.500 1.000								



Batter	1	2	3	4	5	6	7	8	9	AB	R	H	RBI	BB	SO	LOB	TOP					
Lonnie Smith, R OBP: 0.312, SLG: 0.294 Tug McGraw, R (9, 1)	0-0 5-3 BB	4-0 BB		0-0 E6 2-3		0-0 5-3		0-0 1B 2B	0-0 WP E 1B	5	1	2	1	1	0	1						
Pete Rose, S OBP: 0.372, SLG: 0.398 (1, 3)	0-0 BB 1B	0-0 5-3		4-0 1-2 BB		0-0 E3 2B 1B		0-0 1B 2-3 1B	0-0 E3 WP	5	2	3	0	1	0	2						
Mike Schmidt, R OBP: 0.399, SLG: 0.653 (1, 5)	4-0 1B 1-2 BB		0-0 E6	0-0 F9		0-0 2H 2B		0-3 K	0-3 K	5	1	1	1	1	1	2	7					
Gary Matthews, R OBP: 0.394, SLG: 0.424 (1, 7)	0-0 1-3 2H 1B		0-0 F9		4-0 6-3 BB		4-0 BB	0-0 1-3 3H 1B	4-0 1-2 2-3 IBB	3	1	2	2	3	0	1						
Manny Trillo, R OBP: 0.349, SLG: 0.400 (1, 4)	0-0 2H 3H 1B		0-3 K	0-3 F9		0-3 K		0-3 K	0-0 F9	6	0	1	2	0	3	9						
Gary Maddox, R OBP: 0.331, SLG: 0.363 (1, 8)	0-0 F9		0-3 K		0-0 6-3		0-0 1-2 F4-6-4 1B	0-0 F9		5	0	1	0	0	1	5						
Larry Bowa, S OBP: 0.281, SLG: 0.288 (1, 6)	0-0 F4-3			0-0 E 2B	4-0 BB		0-0 1-2 F4-6-4 1B		0-0 G3	4	0	1	0	1	0	2						
Bob Boone, R OBP: 0.308, SLG: 0.305 Luis Aguayo, R OBP: 0.150, SLG: 0.105 Keith Moreland, R OBP: 0.245, SLG: 0.354 (1, 2)		0-0 L7		0-0 6-3	0-0 1-3		0-0 1B		0-0 1B 1B	5	0	2	0	0	0	3						
Steve Carlton, L OBP: 0.219, SLG: 0.355 Del Unser, L OBP: 0.500, SLG: 0.500 Ron Reed, R (7, PH) Greg Gross, L OBP: 0.350, SLG: 0.404 (9, PH)		0-0 F4-3		0-3 K		0-0 F4-3	0-0 F9		0-0 1-3 E 1B	3	0	0	0	0	1	1						
Inning Stats	R: 3 E: 0 K: 0 S: 6	H: 3 LOB: 1 BB: 1 P: 10	R: 0 E: 0 K: 0 S: 3	H: 0 LOB: 1 BB: 1 P: 7	R: 0 E: 1 K: 2 S: 8	H: 0 LOB: 1 BB: 0 P: 8	R: 0 E: 1 K: 1 S: 7	H: 1 LOB: 3 BB: 1 P: 11	R: 0 E: 0 K: 0 S: 3	H: 0 LOB: 2 BB: 2 P: 11	R: 0 E: 0 K: 1 S: 4	H: 2 LOB: 1 BB: 0 P: 4	R: 1 E: 0 K: 2 S: 10	H: 3 LOB: 2 BB: 0 P: 10	R: 2 E: 1 K: 1 S: 9	H: 3 LOB: 3 BB: 1 P: 13	1B: 11 2B: 4 3B: 0 HR: 0	SF: 0 SAC: 0 DP: 1 HBP: 0	WP: 1 PB: 0 SB: 1 CS: 0	PA: 50		
PITCHER	IP WLS BF H R ER SO BB IBB HBP BLK WP HR S P ERA WHIP	IP WLS BF H R ER SO BB IBB HBP BLK WP HR S P ERA WHIP	IP WLS BF H R ER SO BB IBB HBP BLK WP HR S P ERA WHIP	IP WLS BF H R ER SO BB IBB HBP BLK WP HR S P ERA WHIP	IP WLS BF H R ER SO BB IBB HBP BLK WP HR S P ERA WHIP	IP WLS BF H R ER SO BB IBB HBP BLK WP HR S P ERA WHIP	IP WLS BF H R ER SO BB IBB HBP BLK WP HR S P ERA WHIP	IP WLS BF H R ER SO BB IBB HBP BLK WP HR S P ERA WHIP	IP WLS BF H R ER SO BB IBB HBP BLK WP HR S P ERA WHIP	IP WLS BF H R ER SO BB IBB HBP BLK WP HR S P ERA WHIP	IP WLS BF H R ER SO BB IBB HBP BLK WP HR S P ERA WHIP	IP WLS BF H R ER SO BB IBB HBP BLK WP HR S P ERA WHIP	IP WLS BF H R ER SO BB IBB HBP BLK WP HR S P ERA WHIP	IP WLS BF H R ER SO BB IBB HBP BLK WP HR S P ERA WHIP	IP WLS BF H R ER SO BB IBB HBP BLK WP HR S P ERA WHIP	IP WLS BF H R ER SO BB IBB HBP BLK WP HR S P ERA WHIP	IP WLS BF H R ER SO BB IBB HBP BLK WP HR S P ERA WHIP	IP WLS BF H R ER SO BB IBB HBP BLK WP HR S P ERA WHIP	IP WLS BF H R ER SO BB IBB HBP BLK WP HR S P ERA WHIP	IP WLS BF H R ER SO BB IBB HBP BLK WP HR S P ERA WHIP	IP WLS BF H R ER SO BB IBB HBP BLK WP HR S P ERA WHIP	IP WLS BF H R ER SO BB IBB HBP BLK WP HR S P ERA WHIP

Philadelphia Phillies @ New York Mets
Shea Stadium, Flushing, NY
Tue May 26 1981, 7:05 PM EDT
Att: 13,973 - Unknown

AB 43
R 7
H 14
RBI 6
BB 7
SO 7
LOB 32



Batter	1	2	3	4	5	6	7	8	9	AB	R	H	RBI	BB	SO	LOB	BOTTOM						
Mookie Wilson, S OBP: 0.283, SLG: 0.291 (1, 8)	0-0 BB HR 1B	0-0 1B 1B		0-3 K			0-3 K			4	1	2	0	0	2	0							
Frank Taveras, R OBP: 0.258, SLG: 0.295 (1, 6)	4-0 1-2 HR BB	0-0 P4		0-0 5-3			0-0 F9			3	1	0	0	1	0	1							
Joel Youngblood, R OBP: 0.412, SLG: 0.573 (1, 9)	0-0 1H 2H HR	0-0 1B 1B			0-3 K		0-0 6-3			4	1	2	3	0	1	0							
Dave Kingman, R OBP: 0.355, SLG: 0.433 (1, 3)	0-3 K2-3	0-0 1-2 2H 1B			0-0 HR			0-0 F9		4	1	2	1	0	1	0							
Lee Mazzilli, S OBP: 0.302, SLG: 0.349 (1, 7)	4-0 SH5-3 1B BB		0-0 F8		0-0 6-3		0-0 1-3			3	1	0	0	1	0	0							
John Stearns, R OBP: 0.341, SLG: 0.345 (1, 2)	0-0 SH5-3		0-0 E6 F7 1B		0-0 4-3		0-0 4-3			3	0	1	0	0	0	0							
Hubie Brooks, R OBP: 0.364, SLG: 0.400 (1, 5)	0-0 FC6-4 2H 1B		0-0 F7		0-0 5-3			0-3 K		4	0	1	1	0	1	1							
Doug Flynn, R OBP: 0.326, SLG: 0.425 (1, 4)	0-0 FC6-4		0-0 F8		0-0 F9			0-0 F5-3		4	0	0	0	0	0	2							
Randy Jones, R OBP: 0.182, SLG: 0.182 Dyar Miller, R OBP: 0.500, SLG: 0.500 Wally Backman, S OBP: 0.324, SLG: 0.294 Neil Allen, R OBP: 1.000, SLG: 3.000 Alex Trevino, R OBP: 0.340, SLG: 0.292 (9, PH)		0-0 F2		0-3 K		0-0 F9		0-0 5-3		2	0	0	0	0	1	0							
Inning Stats	R: 4 E: 0 K: 1 S: 8	H: 3 LOB: 1 BB: 2 P: 16	R: 0 E: 0 K: 0 S: 5	H: 3 LOB: 0 BB: 0 P: 5	R: 0 E: 1 K: 0 S: 4	H: 1 LOB: 1 BB: 0 P: 4	R: 0 E: 0 K: 2 S: 7	H: 0 LOB: 0 BB: 0 P: 7	R: 1 E: 0 K: 1 S: 6	H: 1 LOB: 0 BB: 0 P: 6	R: 0 E: 0 K: 0 S: 3	H: 0 LOB: 0 BB: 0 P: 3	R: 0 E: 0 K: 1 S: 5	H: 0 LOB: 0 BB: 0 P: 5	R: 0 E: 0 K: 0 S: 3	H: 0 LOB: 0 BB: 0 P: 3	R: 0 E: 0 K: 1 S: 5	H: 0 LOB: 0 BB: 0 P: 5	1B: 6 2B: 0 3B: 0 HR: 2	SF: 0 SAC: 1 DP: 0 HBP: 0	WP: 0 PB: 0 SB: 0 CS: 0	PA: 36	
PITCHER	IP WLS BF H R ER SO BB IBB HBP BLK WP HR S P ERA WHIP	IP WLS BF H R ER SO BB IBB HBP BLK WP HR S P ERA WHIP	IP WLS BF H R ER SO BB IBB HBP BLK WP HR S P ERA WHIP	IP WLS BF H R ER SO BB IBB HBP BLK WP HR S P ERA WHIP	IP WLS BF H R ER SO BB IBB HBP BLK WP HR S P ERA WHIP	IP WLS BF H R ER SO BB IBB HBP BLK WP HR S P ERA WHIP	IP WLS BF H R ER SO BB IBB HBP BLK WP HR S P ERA WHIP	IP WLS BF H R ER SO BB IBB HBP BLK WP HR S P ERA WHIP	IP WLS BF H R ER SO BB IBB HBP BLK WP HR S P ERA WHIP	IP WLS BF H R ER SO BB IBB HBP BLK WP HR S P ERA WHIP	IP WLS BF H R ER SO BB IBB HBP BLK WP HR S P ERA WHIP	IP WLS BF H R ER SO BB IBB HBP BLK WP HR S P ERA WHIP	IP WLS BF H R ER SO BB IBB HBP BLK WP HR S P ERA WHIP	IP WLS BF H R ER SO BB IBB HBP BLK WP HR S P ERA WHIP	IP WLS BF H R ER SO BB IBB HBP BLK WP HR S P ERA WHIP	IP WLS BF H R ER SO BB IBB HBP BLK WP HR S P ERA WHIP	IP WLS BF H R ER SO BB IBB HBP BLK WP HR S P ERA WHIP	IP WLS BF H R ER SO BB IBB HBP BLK WP HR S P ERA WHIP	IP WLS BF H R ER SO BB IBB HBP BLK WP HR S P ERA WHIP	IP WLS BF H R ER SO BB IBB HBP BLK WP HR S P ERA WHIP	IP WLS BF H R ER SO BB IBB HBP BLK WP HR S P ERA WHIP	IP WLS BF H R ER SO BB IBB HBP BLK WP HR S P ERA WHIP	IP WLS BF H R ER SO BB IBB HBP BLK WP HR S P ERA WHIP

Philadelphia Phillies @ New York Mets
Shea Stadium, Flushing, NY
Tue May 26 1981, 7:05 PM EDT
Att: 13,973 - Unknown

AB 33
R 5
H 8
RBI 5
BB 2
SO 6
LOB 4



Batter	1	2	3	4	5	6	7	8	9	AB	R	H	RBI	BB	SO	LOB	TOP			
Lonnie Smith, R OBP: 0.308, SLG: 0.306 (1, 9)										4	1	1	0	0	1	0	Philadelphia Phillies @ New York Mets Shea Stadium, Flushing, NY Wed May 27 1981, 7:05 PM EDT Att: 10,930 - Unknown			
Pete Rose, S OBP: 0.370, SLG: 0.394 (1, 3)										4	0	1	1	0	0	0				
Mike Schmidt, R OBP: 0.390, SLG: 0.636 (1, 5)										4	0	0	0	0	2	1				
Del Unser, L OBP: 0.438, SLG: 0.417 (1, 8)										4	0	0	0	0	0	1				
Gary Matthews, R OBP: 0.396, SLG: 0.434 (1, 7)										4	0	2	0	0	1	0				
Keith Moreland, R OBP: 0.283, SLG: 0.385 (1, 2)										4	0	2	0	0	0	3				
Larry Bowa, S OBP: 0.274, SLG: 0.280 (1, 6)										4	0	0	0	0	0	5				
Ramon Aviles, R OBP: 0.182, SLG: 0.100 (1, 4)										3	0	0	0	0	2	1				
Larry Christenson, R OBP: 0.150, SLG: 0.105 Greg Gross, L (8, PH) Mike Proly, R (8, 1)										2	0	0	0	0	1	0				
Inning Stats	R: 0 E: 0 K: 0 S: 3	H: 0 LOB: 0 BB: 0 P: 3	R: 0 E: 0 K: 1 S: 6	H: 1 LOB: 1 BB: 0 P: 6	R: 1 E: 0 K: 1 S: 7	H: 2 LOB: 1 BB: 0 P: 7	R: 0 E: 0 K: 0 S: 4	H: 1 LOB: 1 BB: 0 P: 4	R: 0 E: 0 K: 2 S: 7	H: 0 LOB: 0 BB: 0 P: 7	R: 0 E: 0 K: 1 S: 5	H: 1 LOB: 1 BB: 0 P: 6	R: 0 E: 0 K: 1 S: 6	H: 0 LOB: 0 BB: 0 P: 5	R: 0 E: 0 K: 1 S: 5	H: 1 LOB: 2 BB: 0 P: 5	1B: 3 2B: 3 3B: 0 HR: 0	SF: 0 SAC: 0 DP: 0 HBP: 0	WP: 0 PB: 0 SB: 0 CS: 0	PA: 34
PITCHER Pat Zachry, R ERA: 3.88 (1, 1)	IP: 9.0 WLS: W BF: 34 H: 6 R: 1 ER: 1 SO: 7 BB: 0 IBB: 0 HBP: 0 BLK: 0 WP: 0 HR: 0 S: 48 P: 48 ERA: 1.00 WHIP: 0.667															PITCHER				

Batter	1	2	3	4	5	6	7	8	9	AB	R	H	RBI	BB	SO	LOB	BOTTOM			
Mookie Wilson, S OBP: 0.281, SLG: 0.289 (1, 8)										4	1	1	0	0	1	1	Philadelphia Phillies @ New York Mets Shea Stadium, Flushing, NY Wed May 27 1981, 7:05 PM EDT Att: 10,930 - Unknown			
Bob Bailor, R OBP: 0.300, SLG: 0.257 (1, 6)										4	0	1	0	0	0	2				
Joel Youngblood, R OBP: 0.407, SLG: 0.562 (1, 9)										4	0	1	1	0	1	1				
Dave Kingman, R OBP: 0.354, SLG: 0.454 Mike Jorgensen, L (9, 3)										3	1	1	1	0	1	2				
Lee Mazzilli, S OBP: 0.303, SLG: 0.344 (1, 7)										2	0	0	0	1	0	0				
John Stearns, R OBP: 0.330, SLG: 0.333 (1, 2)										3	0	0	0	0	1	2				
Hubie Brooks, R OBP: 0.363, SLG: 0.406 (1, 5)										3	1	1	0	0	0	0				
Doug Flynn, R OBP: 0.319, SLG: 0.416 (1, 4)										3	0	0	0	0	0	1				
Pat Zachry, R OBP: 0.316, SLG: 0.294 (1, 1)										2	0	1	1	0	0	0				
Inning Stats	R: 1 E: 0 K: 1 S: 6	H: 2 LOB: 0 BB: 0 P: 6	R: 0 E: 0 K: 1 S: 5	H: 0 LOB: 0 BB: 0 P: 5	R: 0 E: 0 K: 1 S: 6	H: 1 LOB: 1 BB: 0 P: 6	R: 1 E: 0 K: 0 S: 4	H: 1 LOB: 0 BB: 0 P: 4	R: 1 E: 0 K: 0 S: 4	H: 1 LOB: 2 BB: 1 P: 8	R: 0 E: 0 K: 0 S: 3	H: 0 LOB: 0 BB: 0 P: 3	R: 0 E: 0 K: 1 S: 5	H: 0 LOB: 0 BB: 0 P: 5	R: 0 E: 0 K: 1 S: 5	H: 0 LOB: 0 BB: 0 P: 5	1B: 4 2B: 1 3B: 0 HR: 1	SF: 1 SAC: 0 DP: 0 HBP: 0	WP: 0 PB: 0 SB: 0 CS: 1	PA: 30
PITCHER Larry Christenson, R ERA: 4.37 Mike Proly, R ERA: 3.2 (1, 1) (8, 1)	IP: 7.0 WLS: L BF: 27 H: 6 R: 3 ER: 3 SO: 3 BB: 1 IBB: 0 HBP: 0 BLK: 0 WP: 0 HR: 1 S: 32 P: 36 ERA: 3.86 WHIP: 1.000															PITCHER				

AB	34
R	1
H	6
RBI	1
BB	0
SO	7
LOB	11



AB	28
R	3
H	6
RBI	3
BB	1
SO	4
LOB	9



Batter	1	2	3	4	5	6	7	8	9	AB	R	H	RBI	BB	SO	LOB	TOP			
Ivan De Jesus, R OBP: 0.260, SLG: 0.188	F4-3		F4-3		F8		1B			4	0	1	0	0	0	1	Chicago Cubs @ New York Mets Shea Stadium, Flushing, NY Fri May 29 1981, 7:05 PM EDT Att: 18,035 - Overcast - 66 F			
Steve Dillard, R OBP: 0.314, SLG: 0.355	6-3		F4-3		FC1-6		1-3			4	0	0	0	0	0	2				
Bill Buckner, L OBP: 0.343, SLG: 0.491	FC6-4				P9		L8			4	0	1	0	0	0	1				
Leon Durham, L OBP: 0.353, SLG: 0.484	FC6-4				S					3	1	2	0	0	0	1				
Scot Thompson, L OBP: 0.236, SLG: 0.250	1-2				1B					1	0	0	0	0	0	0				
Jerry Morales, R OBP: 0.346, SLG: 0.309			F8		1B		P6			4	0	1	1	0	0	1				
Mike Lum, L OBP: 0.250, SLG: 0.143	F4-3		F8		F8		F2			4	0	0	0	0	0	2				
Ken Reitz, R OBP: 0.238, SLG: 0.284										3	0	2	0	0	0	1				
Ken Kravec, L OBP: 0.341, SLG: 0.297										0	0	0	0	0	0	0				
Jim Tracy, L OBP: 0.318, SLG: 0.421										1	0	1	0	0	0	0				
Tim Blackwell, S OBP: 0.310, SLG: 0.310	F8				P6		F7			3	0	0	0	1	0	3				
Randy Martz, L OBP: 0.231, SLG: 0.167										2	0	1	0	0	1	0				
Rawly Eastwick, R OBP: 0.317, SLG: 0.351										0	0	0	0	0	0	0				
Doug Capilla, L OBP: 0.286, SLG: 0.460			K							0	0	0	0	0	0	0				
Hector Cruz, R OBP: 0.318, SLG: 0.421										2	0	0	0	0	1	2				
Inning Stats	R: 0 E: 0 K: 0 S: 4	H: 1 LOB: 1 BB: 0 P: 4	R: 0 E: 0 K: 0 S: 4	H: 1 LOB: 1 BB: 0 P: 4	R: 0 E: 0 K: 1 S: 5	H: 0 LOB: 0 BB: 0 P: 5	R: 1 E: 0 K: 0 S: 6	H: 3 LOB: 2 BB: 0 P: 6	R: 0 E: 0 K: 0 S: 4	H: 1 LOB: 1 BB: 0 P: 4	R: 0 E: 0 K: 1 S: 6	H: 1 LOB: 1 BB: 0 P: 6	R: 0 E: 0 K: 0 S: 3	H: 0 LOB: 0 BB: 0 P: 3	R: 0 E: 0 K: 0 S: 3	H: 1 LOB: 1 BB: 1 P: 7	1B: 7 2B: 2 3B: 0 HR: 0	SF: 0 SAC: 0 DP: 1 HBP: 0	WP: 0 PB: 0 SB: 1 CS: 0	PA: 36
PITCHER Mike Scott, R ERA: 3.99	IP: 9.0 WLS: W BF: 36 H: 9 R: 1 ER: 1 SO: 2 BB: 1 IBB: 0 HBP: 0 BLK: 0 WP: 0 HR: 0 S: 39 P: 43 ERA: 1.00 WHIP: 1.111																			

AB 35
R 1
H 9
RBI 1
BB 1
SO 2
LOB 14



Batter	1	2	3	4	5	6	7	8	9	AB	R	H	RBI	BB	SO	LOB	BOTTOM			
Mookie Wilson, S OBP: 0.317, SLG: 0.351	4-3		1B		HR		1B			4	3	4	0	1	0	0	Chicago Cubs @ New York Mets Shea Stadium, Flushing, NY Fri May 29 1981, 7:05 PM EDT Att: 18,035 - Overcast - 66 F			
Bob Bailor, R OBP: 0.311, SLG: 0.256	4-3		1B		5-3		4-3			4	0	1	2	1	0	3				
Joel Youngblood, R OBP: 0.404, SLG: 0.557			2H		HR					1	0	0	0	0	1	1				
Mike Jorgensen, L OBP: 0.286, SLG: 0.460	K		K		HR		L7			3	1	0	0	1	1	3				
Dave Kingman, R OBP: 0.362, SLG: 0.474	K		F9		HR		BB			3	1	1	3	2	1	2				
Lee Mazzilli, S OBP: 0.312, SLG: 0.343	4-3		IBB		1B		BB			3	0	1	1	2	1	1				
John Stearns, R OBP: 0.333, SLG: 0.348	2B		L9		1B		K			5	0	2	0	0	1	6				
Hubie Brooks, R OBP: 0.367, SLG: 0.404	F4-6-3		CS		K		K			3	0	1	0	1	2	5				
Doug Flynn, R OBP: 0.318, SLG: 0.407	F4-6-3		1B		F1-3		IBB			3	0	0	0	1	0	3				
Mike Scott, R OBP: 0.200, SLG: 0.059			2B		K		K			3	1	0	0	1	3	3				
Inning Stats	R: 0 E: 0 K: 2 S: 8	H: 1 LOB: 1 BB: 0 P: 8	R: 0 E: 0 K: 0 S: 3	H: 1 LOB: 1 BB: 1 P: 7	R: 2 E: 0 K: 1 S: 7	H: 2 LOB: 2 BB: 2 P: 15	R: 0 E: 0 K: 1 S: 5	H: 1 LOB: 0 BB: 0 P: 5	R: 3 E: 0 K: 2 S: 11	H: 4 LOB: 3 BB: 2 P: 19	R: 1 E: 0 K: 2 S: 7	H: 0 LOB: 3 BB: 4 P: 23	R: 0 E: 0 K: 1 S: 6	H: 1 LOB: 1 BB: 0 P: 6	R: 0 E: 0 K: 1 S: 5	H: 0 LOB: 1 BB: 1 P: 9	1B: 6 2B: 2 3B: 1 HR: 1	SF: 0 SAC: 0 DP: 1 HBP: 0	WP: 0 PB: 0 SB: 4 CS: 1	PA: 42
PITCHER Randy Martz, R ERA: 4.71 Rawly Eastwick, R ERA: 2.35 Doug Capilla, L ERA: 2.52 Ken Kravec, L ERA: 6.67	IP: 4.1 WLS: L BF: 23 H: 8 R: 5 ER: 5 SO: 4 BB: 3 IBB: 1 HBP: 0 BLK: 0 WP: 0 HR: 1 S: 27 P: 43 ERA: 10.38 WHIP: 2.538																			

AB 32
R 6
H 10
RBI 6
BB 10
SO 10
LOB 27

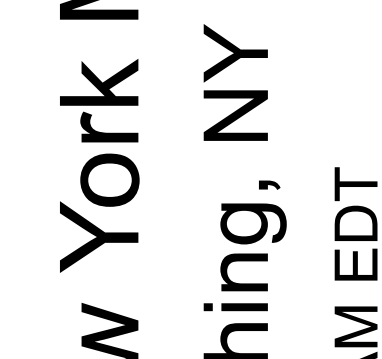


Batter	1	2	3	4	5	6	7	8	9	AB	R	H	RBI	BB	SO	LOB	TOP								
Ivan De Jesus, R OBP: 0.262, SLG: 0.188 (1, 6)	F8		F8	F8	FC6-4				F8	5	1	1	0	1	0	3	Chicago Cubs @ New York Mets Shea Stadium, Flushing, NY Sat May 30 1981, 3:33 AM EDT Att: 11,507 - Sunny - 78 F								
Steve Dillard, R OBP: 0.317, SLG: 0.378 (1, 4)	F7		5-3	F7			F8			6	0	2	1	0	0	6									
Bill Buckner, L OBP: 0.342, SLG: 0.485 (1, 3)	F8		L8		G3				F9	6	1	2	3	0	0	4									
Jim Tracy, L OBP: 0.367, SLG: 0.300 (1, 7)		F4-3					L7			3	1	1	0	2	0	2									
Jerry Morales, R OBP: 0.357, SLG: 0.333 (1, 8)							G6-3		6-3	5	1	3	3	0	0	1									
Scot Thompson, L OBP: 0.226, SLG: 0.237 (1, 9)		L9					G3		4-3	5	0	0	0	0	0	4									
Ken Reitz, R OBP: 0.267, SLG: 0.308 (1, 5)										4	2	4	0	1	0	0									
Tim Blackwell, S OBP: 0.322, SLG: 0.337 (1, 2)	F4-3								F9	4	3	2	2	1	0	3									
Mike Krukow, R OBP: 0.235, SLG: 0.294 Dick Tidrow, R (8, 1)									K	2	1	1	1	0	0	2									
										1	0	0	0	0	1	0									
Inning Stats	R: 0 E: 0 K: 0 S: 3	H: 0 LOB: 0 BB: 0 P: 3	R: 0 E: 0 K: 0 S: 5	H: 2 LOB: 2 BB: 0 P: 5	R: 0 E: 0 K: 0 S: 4	H: 1 LOB: 1 BB: 0 P: 4	R: 7 E: 0 K: 0 S: 9	H: 5 LOB: 2 BB: 3 P: 21	R: 1 E: 0 K: 0 S: 5	H: 2 LOB: 2 BB: 1 P: 9	R: 0 E: 0 K: 0 S: 3	H: 1 LOB: 0 BB: 0 P: 3	R: 2 E: 0 K: 0 S: 6	H: 3 LOB: 2 BB: 1 P: 10	R: 0 E: 0 K: 0 S: 4	H: 1 LOB: 1 BB: 0 P: 4	R: 0 E: 0 K: 1 S: 6	H: 1 LOB: 1 BB: 0 P: 6	1B: 12 2B: 3 3B: 1 HR: 0	SF: 0 SAC: 2 DP: 1 HBP: 0	WP: 2 PB: 0 SB: 0 CS: 0	PA: 48			
PITCHER	IP	WLS	BF	H	R	ER	SO	BB	IBB	HBP	BLK	WP	HR	S	P	ERA	WHIP								
Greg Harris, R ERA: 4.8 (1, 1)	3.1	L	17	5	4	4	0	2	0	0	0	2	0	15	23	10.80	2.100								
Ed Lynch, R ERA: 3.71 (4, 1)	0.1		6	3	3	3	0	1	0	0	0	0	0	5	9	81.00	12.000								
Dyar Miller, R ERA: 2.6 (4, 1)	3.0		16	6	3	3	0	2	0	0	0	0	0	14	22	9.00	2.667								
Tom Hausman, R ERA: 2.4 (7, 1)	1.0		3	0	0	0	0	0	0	0	0	0	0	3	3	0.00	0.000								
Pete Falcone, L ERA: 2.59 (8, 1)	1.1		6	2	0	0	1	0	0	0	0	0	0	8	8	0.00	1.500								
Batter	1	2	3	4	5	6	7	8	9	AB	R	H	RBI	BB	SO	LOB	BOTTOM								
Mookie Wilson, S OBP: 0.330, SLG: 0.357 (1, 8)	1B	F7					G4-6-3		1B	4	2	2	1	1	0	2	Chicago Cubs @ New York Mets Shea Stadium, Flushing, NY Sat May 30 1981, 3:33 AM EDT Att: 11,507 - Sunny - 78 F								
Bob Bailor, R OBP: 0.340, SLG: 0.295 (1, 6)	S		F8					L6	1B	5	0	3	0	0	0	0									
Mike Jorgensen, L OBP: 0.295, SLG: 0.444 (1, 9)	S		P6				K	P4	FC6-4	4	0	1	1	1	1	2									
Dave Kingman, R OBP: 0.357, SLG: 0.467 (1, 3)	SF9		6-3				P6	BB	FC6-4	4	0	1	1	0	0	2									
Lee Mazzilli, S OBP: 0.317, SLG: 0.343 (1, 7)	P4			L9			S			3	0	1	0	1	0	2									
Hubie Brooks, R OBP: 0.357, SLG: 0.393 (1, 5)	G3			F3			P3	F8		4	0	0	0	0	0	5									
Ron Hodges, L OBP: 0.336, SLG: 0.600 Tom Hausman, R (7, 1)									F9	2	0	1	0	1	0	1									
Pete Falcone, L (8, 1)										0	0	0	0	0	0	0									
Mike Cubbage, L OBP: 0.273, SLG: 0.176 (9, PH)										1	0	0	0	0	0	0									
Doug Flynn, R OBP: 0.311, SLG: 0.399 Wally Backman, S OBP: 0.342, SLG: 0.343 (8, 4)										3	0	0	0	0	0	2									
Greg Harris, S (1, 1)										1	0	0	0	0	0	1									
Ed Lynch, R OBP: 0.222, SLG: 0.250 (4, 1)										0	0	0	0	0	0	0									
Dyar Miller, R OBP: 0.333, SLG: 0.333 (4, 1)										1	0	0	0	0	0	0									
Alex Trevino, R OBP: 0.343, SLG: 0.289 (7, 2)										1	0	0	0	1	0	1									
Inning Stats	R: 1 E: 0 K: 0 S: 5	H: 2 LOB: 2 BB: 1 P: 9	R: 0 E: 0 K: 0 S: 3	H: 0 LOB: 1 BB: 1 P: 7	R: 0 E: 0 K: 0 S: 3	H: 0 LOB: 0 BB: 0 P: 3	R: 0 E: 0 K: 0 S: 4	H: 1 LOB: 1 BB: 0 P: 4	R: 0 E: 0 K: 1 S: 5	H: 1 LOB: 2 BB: 1 P: 9	R: 0 E: 0 K: 0 S: 4	H: 1 LOB: 1 BB: 0 P: 4	R: 0 E: 0 K: 0 S: 2	H: 0 LOB: 0 BB: 1 P: 6	R: 0 E: 0 K: 0 S: 4	H: 1 LOB: 2 BB: 1 P: 8	R: 2 E: 0 K: 0 S: 7	H: 4 LOB: 2 BB: 0 P: 7	1B: 9 2B: 2 3B: 0 HR: 0	SF: 1 SAC: 0 DP: 2 HBP: 0	WP: 0 PB: 0 SB: 4 CS: 1	PA: 40			
PITCHER	IP	WLS	BF	H	R	ER	SO	BB	IBB	HBP	BLK	WP	HR	S	P	ERA	WHIP								
Mike Krukow, R ERA: 5.61 (1, 1)	7.0	W	28	5	1	1	1	4	0	0	0	0	0	26	42	1.29	1.286								
Dick Tidrow, R ERA: 4.5 (8, 1)	2.0		12	5	2	2	0	1	0	0	0	0	0	11	15	9.00	3.000								

AB 41
R 10
H 16
RBI 10
BB 5
SO 1
LOB 25



AB 34
R 3
H 10
RBI 3
BB 5
SO 1
LOB 18



Batter	1	2	3	4	5	6	7	8	9	AB	R	H	RBI	BB	SO	LOB	TOP			
Ivan De Jesus, R OBP: 0.257, SLG: 0.183	F9		L7		5-3		SH2-4		K	4	0	0	0	0	1	1				
Steve Dillard, R OBP: 0.326, SLG: 0.366	L9		B1-3			F4-3	FC6-4 BB		1B	4	0	1	0	1	0	0				
Bill Buckner, L OBP: 0.339, SLG: 0.477	F4-3		F4-3			BB 1B	P6		5-3	5	0	1	0	0	0	4				
Jerry Morales, R OBP: 0.362, SLG: 0.333		FC4-6 1B E BB		F9		BB 1B	FC6-4			3	1	1	0	1	0	3				
Hector Cruz, R OBP: 0.343, SLG: 0.483		FC4-6 1B		L9		FC6-4 BB		HR		3	1	2	1	1	0	0				
Ken Reitz, R OBP: 0.299, SLG: 0.298	FC4-6 1B E			1-3		F4		K		4	0	0	0	0	1	5				
Carlos Lezcano, R OBP: 0.299, SLG: 0.298		E6 1B		B1-3		FC6-4		5-3		4	0	0	1	0	0	4	AB 33			
Jody Davis, R OBP: 0.391, SLG: 0.381		F6-4-3 1B		SH5-4 1B		SH2-4 BB		K		4	0	3	0	0	1	0	R 2			
Rick Reuschel, R OBP: 0.158, SLG: 0.111		F6-4-3		SH5-4		SH2-4 BB		5-3		1	0	0	0	0	0	3	H 8			
Mike Tyson, R OBP: 0.289, SLG: 0.289										0	0	0	0	1	0	0	RBI 2			
Lynn McGlothen, L OBP: 0.091, SLG: 0.182										0	0	0	0	0	0	0	BB 4			
Joe Strain, R OBP: 0.241, SLG: 0.203										1	0	0	0	0	0	0	SO 3			
Inning Stats	R: 0 E: 0 K: 0 S: 3	H: 0 LOB: 0 BB: 0 P: 3	R: 1 E: 1 K: 0 S: 5	H: 2 LOB: 2 BB: 1 P: 9	R: 0 E: 0 K: 0 S: 3	H: 0 LOB: 0 BB: 0 P: 3	R: 0 E: 0 K: 0 S: 4	H: 1 LOB: 1 BB: 0 P: 4	R: 0 E: 0 K: 0 S: 5	H: 2 LOB: 3 BB: 1 P: 9	R: 0 E: 0 K: 0 S: 4	H: 1 LOB: 3 BB: 2 P: 12	R: 1 E: 0 K: 2 S: 8	H: 1 LOB: 0 BB: 0 P: 8	R: 0 E: 0 K: 1 S: 6	H: 1 LOB: 1 BB: 0 P: 6	1B: 7 2B: 0 3B: 0 HR: 1	SF: 0 SAC: 2 DP: 1 HBP: 0	WP: 0 PB: 0 SB: 0 CS: 0	PA: 39
PITCHER	IP WLS BF H R ER SO BB IBB HBP BLK WP HR S P ERA WHIP																			
Randy Jones, L ERA: 4.36	(1, 1) 6.1 W 29 6 1 1 0 4 0 0 0 0 0 0 25 41 1.42 1.579																			
Pete Falcone, L ERA: 2.65	(7, 1) 2.2 S 10 2 1 1 3 0 0 0 0 0 0 1 16 16 3.38 0.750																			

Chicago Cubs @ New York Mets
Shea Stadium, Flushing, NY
Sun May 31 1981, 3:33 AM EDT
Att: 17,524 - Overcast - 74 F

AB	33
R	2
H	8
RBI	2
BB	4
SO	3
LOB	20



Batter	1	2	3	4	5	6	7	8	9	AB	R	H	RBI	BB	SO	LOB	BOTTOM			
Mookie Wilson, S OBP: 0.318, SLG: 0.343	F7		4-3		P6			4-3		4	0	0	0	0	0	0				
Bob Bailor, R OBP: 0.315, SLG: 0.271	5-3		F9			5-3		K		4	0	0	0	1	0					
Lee Mazzilli, S OBP: 0.321, SLG: 0.343	4-3			2B BB		CS 1B		1-3		3	1	1	0	1	0	0				
Dave Kingman, R OBP: 0.363, SLG: 0.500		K		1-H 2B		HR				3	1	2	2	0	1	0				
Mike Jorgensen, L OBP: 0.297, SLG: 0.456		E FC6-4 2B		5-3		K				3	1	1	0	0	1	1				
John Stearns, R OBP: 0.333, SLG: 0.347		E6 FC6-4 1B		6-3			6-3			3	0	1	0	0	0	1				
Hubie Brooks, R OBP: 0.350, SLG: 0.385		FC6-4		4-3			L9			3	0	0	1	0	0	2	AB 29			
Doug Flynn, R OBP: 0.305, SLG: 0.390		F5-3			F6-3		F3			3	0	0	0	0	0	1	R 3			
Randy Jones, R OBP: 0.154, SLG: 0.154							B5-3			2	0	0	0	0	2	0	H 5			
Pete Falcone, L ERA: 3.29										1	0	0	0	0	0	1	RBI 3			
Inning Stats	R: 0 E: 0 K: 0 S: 3	H: 0 LOB: 0 BB: 0 P: 3	R: 1 E: 1 K: 1 S: 7	H: 2 LOB: 1 BB: 0 P: 7	R: 0 E: 0 K: 1 S: 5	H: 0 LOB: 0 BB: 0 P: 5	R: 1 E: 0 K: 0 S: 4	H: 1 LOB: 1 BB: 1 P: 8	R: 0 E: 0 K: 1 S: 5	H: 0 LOB: 0 BB: 0 P: 5	R: 1 E: 0 K: 1 S: 6	H: 2 LOB: 0 BB: 0 P: 6	R: 0 E: 1 K: 0 S: 4	H: 0 LOB: 1 BB: 0 P: 4	R: 0 E: 0 K: 1 S: 5	H: 0 LOB: 0 BB: 0 P: 5	1B: 2 2B: 2 3B: 0 HR: 1	SF: 0 SAC: 0 DP: 0 HBP: 0	WP: 0 PB: 0 SB: 0 CS: 1	PA: 30
PITCHER	IP WLS BF H R ER SO BB IBB HBP BLK WP HR S P ERA WHIP																			
Rick Reuschel, R ERA: 3.73	(1, 1) 6.0 L 23 5 3 2 4 1 0 0 0 0 0 0 30 34 3.00 1.000																			
Lynn McGlothen, R ERA: 3.29	(7, 1) 2.0 7 0 0 0 1 0 0 0 0 0 0 0 9 9 0.00 0.000																			

Chicago Cubs @ New York Mets
Shea Stadium, Flushing, NY
Sun May 31 1981, 3:33 AM EDT
Att: 17,524 - Overcast - 74 F

AB	29
R	3
H	5
RBI	3
BB	1
SO	5
LOB	6



Batter	1	2	3	4	5	6	7	8	9	AB	R	H	RBI	BB	SO	LOB	TOP										
Mookie Wilson, S OBP: 0.322, SLG: 0.346	E5 SH3 SF7 1B		K				2-3	FC5		5	1	2	0	0	1	3											
Frank Taveras, R OBP: 0.256, SLG: 0.293	SH3						6-3		F8	4	0	1	0	0	0	1											
Lee Mazzilli, S OBP: 0.318, SLG: 0.336	SF7		CS	K			4-3		5-3	3	0	0	1	1	1	0											
Dave Kingman, R OBP: 0.360, SLG: 0.514	F9			E6					F2	4	2	1	1	0	0	2											
Bob Bailor, R OBP: 0.315, SLG: 0.271					FC5-4					0	0	0	0	0	0	0											
Rusty Staub, L OBP: 0.378, SLG: 0.413				2B	5-3					1	0	0	0	0	0	0											
Mike Cabbage, L OBP: 0.320, SLG: 0.300		3-1								3	1	2	0	0	0	0											
Hubie Brooks, R OBP: 0.354, SLG: 0.389				1-3						1	0	1	0	0	0	0											
John Stearns, R OBP: 0.340, SLG: 0.364		6-3			5-3					4	0	2	2	0	0	1											
Mike Jorgensen, L OBP: 0.313, SLG: 0.448										1	0	0	0	2	0	1											
Doug Flynn, R OBP: 0.297, SLG: 0.380					FC4					4	0	0	0	0	1	6											
Pat Zachry, R OBP: 0.273, SLG: 0.250										3	0	0	0	0	1	1											
Joel Youngblood, R OBP: 0.409, SLG: 0.557										0	0	0	0	1	0	0											
Wally Backman, S OBP: 0.342, SLG: 0.343										0	0	0	0	0	0	0											
Neil Allen, R OBP: 1.000, SLG: 3.000										0	0	0	0	0	0	0											
Inning Stats	R: 1 E: 1 K: 0 S: 4	H: 1 LOB: 0 BB: 0 P: 4	R: 0 E: 0 K: 1 S: 5	H: 0 LOB: 1 BB: 1 P: 9	R: 0 E: 0 K: 2 S: 7	H: 1 LOB: 0 BB: 0 P: 7	R: 1 E: 1 K: 1 S: 7	H: 1 LOB: 2 BB: 1 P: 11	R: 0 E: 0 K: 0 S: 4	H: 1 LOB: 2 BB: 1 P: 8	R: 0 E: 0 K: 0 S: 3	H: 0 LOB: 0 BB: 0 P: 3	R: 1 E: 0 K: 0 S: 6	H: 3 LOB: 3 BB: 1 P: 10	R: 0 E: 0 K: 0 S: 3	H: 0 LOB: 0 BB: 0 P: 3	1B: 6 2B: 2 3B: 0 HR: 1	SF: 1 SAC: 2 DP: 0 HBP: 0	WP: 0 PB: 0 SB: 1 CS: 1	PA: 41							
PITCHER	IP	WLS	BF	H	R	ER	SO	BB	IBB	HBP	BLK	WP	HR	S	P	ERA	WHIP										
Larry Christenson, R ERA: 4.1	6.0	W	27	6	3	1	4	3	0	0	0	0	0	32	44	1.50	1.500										
Sparky Lytle, L ERA: 4.13	2.0	S	10	3	1	1	0	0	1	0	0	0	1	9	13	4.50	1.500										
Tug McGraw, L ERA: 4.26	1.0	S	3	0	0	0	0	0	0	0	0	0	0	3	3	0.00	0.000										

New York Mets @ Philadelphia Phillies
 Veterans Stadium, Philadelphia, PA
 Mon Jun 01 1981, 7:05 PM EDT
 Att: 27,631 - Unknown

AB	33
R	4
H	9
RBI	4
BB	4
SO	4
LOB	15



Batter	1	2	3	4	5	6	7	8	9	AB	R	H	RBI	BB	SO	LOB	BOTTOM										
Pete Rose, S OBP: 0.383, SLG: 0.405	SH5-3 E BB	G1-6-3								4	2	2	0	1	0	3											
Manny Trillo, R OBP: 0.352, SLG: 0.398	SH5-3									0	0	0	0	0	0	0											
Ramon Aviles, R OBP: 0.214, SLG: 0.154										2	0	1	0	0	1	0											
George Vukovich, L OBP: 0.500, SLG: 0.500										1	0	1	1	0	0	0											
Tug McGraw, R										0	0	0	0	0	0	0											
Gary Matthews, R OBP: 0.411, SLG: 0.468	E8 SF7 1B									4	1	2	1	0	0	1											
Mike Schmidt, R OBP: 0.383, SLG: 0.618	SF7									3	0	2	2	0	1	1											
Dick Davis, R OBP: 0.455, SLG: 0.586	F8									4	0	0	0	0	0	2											
Gary Maddox, R OBP: 0.324, SLG: 0.366										3	1	2	1	1	0	0											
Larry Bowa, S OBP: 0.285, SLG: 0.287										4	0	2	0	0	1	1											
Bob Boone, R OBP: 0.315, SLG: 0.333										4	0	1	0	0	0	3											
Larry Christenson, R OBP: 0.182, SLG: 0.143										2	0	1	0	0	0	1											
Del Unser, L OBP: 0.412, SLG: 0.385										1	0	0	0	0	1	2											
Sparky Lytle, L OBP: 0.500, SLG: 0.500										0	0	0	0	0	0	0											
Greg Gross, L OBP: 0.354, SLG: 0.393										1	1	1	0	0	0	0											
Luis Aguayo, R OBP: 0.150, SLG: 0.105										0	0	0	0	0	0	0											
Inning Stats	R: 2 E: 1 K: 0 S: 4	H: 1 LOB: 0 BB: 1 P: 8	R: 0 E: 0 K: 0 S: 4	H: 2 LOB: 2 BB: 1 P: 8	R: 0 E: 0 K: 1 S: 6	H: 1 LOB: 1 BB: 0 P: 6	R: 0 E: 0 K: 0 S: 4	H: 1 LOB: 1 BB: 0 P: 4	R: 0 E: 0 K: 1 S: 6	H: 2 LOB: 2 BB: 0 P: 6	R: 0 E: 0 K: 1 S: 7	H: 2 LOB: 2 BB: 0 P: 7	R: 1 E: 0 K: 0 S: 5	H: 2 LOB: 1 BB: 0 P: 5	R: 2 E: 0 K: 1 S: 8	H: 4 LOB: 2 BB: 0 P: 8	1B: 12 2B: 2 3B: 0 HR: 1	SF: 1 SAC: 2 DP: 1 HBP: 0	WP: 0 PB: 0 SB: 0 CS: 0	PA: 38							
PITCHER	IP	WLS	BF	H	R	ER	SO	BB	IBB	HBP	BLK	WP	HR	S	P	ERA	WHIP										
Pat Zachry, R ERA: 3.75	7.0	L	32	11	3	2	3	2	0	0	0	0	0	36	44	2.57	1.857										
Neil Allen, R ERA: 3.33	1.0	L	6	4	2	2	1	0	0	0	0	0	1	8	8	18.00	4.000										

New York Mets @ Philadelphia Phillies
 Veterans Stadium, Philadelphia, PA
 Mon Jun 01 1981, 7:05 PM EDT
 Att: 27,631 - Unknown

AB	33
R	5
H	15
RBI	5
BB	2
SO	4
LOB	14



Batter	1	2	3	4	5	6	7	8	9	AB	R	H	RBI	BB	SO	LOB	TOP			
Mookie Wilson, S OBP: 0.333, SLG: 0.378 (1, 8)										4	2	1	1	0	0		New York Mets @ Philadelphia Phillies Veterans Stadium, Philadelphia, PA Tue Jun 02 1981, 7:05 PM EDT Att: 25,375 - Unknown			
Frank Taveras, R OBP: 0.271, SLG: 0.322 (1, 6)										5	2	3	2	0	0	2				
Lee Mazzilli, S OBP: 0.314, SLG: 0.331 (1, 7)										5	0	1	2	0	1	3				
Dave Kingman, R OBP: 0.367, SLG: 0.507 (1, 3)										2	2	0	0	3	1	3				
Mike Jorgensen, L OBP: 0.324, SLG: 0.484 (1, 9)										4	0	2	1	0	0	0				
John Stearns, R OBP: 0.333, SLG: 0.350 (1, 2)										4	0	0	1	1	0	2				
Hubie Brooks, R OBP: 0.350, SLG: 0.379 (1, 5)										4	0	0	0	1	1	3				
Doug Flynn, R OBP: 0.292, SLG: 0.373 (1, 4)										3	0	0	0	0	0	2				
Dyar Miller, R OBP: 0.333, SLG: 0.333 (7, PH)										0	0	0	0	0	0	0				
Mike Cubbage, L OBP: 0.346, SLG: 0.333 (8, PH)										1	1	1	0	0	0	0				
Neil Allen, R OBP: 1.000, SLG: 3.000 (8, 1)										0	0	0	0	0	0	0				
Mike Scott, R OBP: 0.182, SLG: 0.053 (1, 1)										2	0	0	0	0	0	0				
Ed Lynch, R OBP: 0.222, SLG: 0.250 (4, 1)										0	0	0	0	0	0	0				
Craig Swan, R OBP: 0.350, SLG: 0.333 (5, 4)										1	0	0	0	1	1	0				
Inning Stats	R: 2 E: 1 K: 0 S: 5	H: 2 LOB: 2 BB: 2 P: 13	R: 2 E: 1 K: 0 S: 6	H: 3 LOB: 1 BB: 0 P: 6	R: 0 E: 0 K: 0 S: 3	H: 0 LOB: 0 BB: 0 P: 3	R: 0 E: 0 K: 0 S: 3	H: 0 LOB: 0 BB: 0 P: 3	R: 2 E: 0 K: 1 S: 6	H: 2 LOB: 2 BB: 2 P: 13	R: 0 E: 0 K: 0 S: 3	H: 0 LOB: 1 BB: 1 P: 7	R: 1 E: 0 K: 2 S: 8	H: 1 LOB: 2 BB: 2 P: 16	R: 0 E: 0 K: 1 S: 5	H: 0 LOB: 0 BB: 0 P: 5	1B: 5 2B: 2 3B: 1 HR: 1	SF: 0 SAC: 1 DP: 0 HBP: 0	WP: 1 PB: 0 SB: 1 CS: 0	PA: 43
PITCHER	IP WLS BF H R ER SO BB IBB HBP BLK WP HR S P ERA WHIP																			
Nino Espinosa, R ERA: 5.83 (1, 1)	4.1	23	7	6	6	0	3	0	0	0	0	1	1	20	32	12.46	2.308			
Mike Proby, R ERA: 3.22 (5, 1)	0.2	W	3	0	0	0	0	1	0	0	0	0	0	2	6	0.00	0.000			
Sparky Lyle, L ERA: 3.86 (6, 1)	2.0	S	8	1	0	0	1	0	0	0	0	0	0	9	13	0.00	1.000			
Ron Reed, R ERA: 3.6 (8, 1)	2.0	S	9	1	1	1	3	2	0	0	0	0	0	13	21	4.50	1.500			

Batter	1	2	3	4	5	6	7	8	9	AB	R	H	RBI	BB	SO	LOB	BOTTOM			
Pete Rose, S OBP: 0.388, SLG: 0.431 (1, 3)										5	1	3	3	0	0	1	New York Mets @ Philadelphia Phillies Veterans Stadium, Philadelphia, PA Tue Jun 02 1981, 7:05 PM EDT Att: 25,375 - Unknown			
Luis Aquayo, R OBP: 0.160, SLG: 0.167 (1, 4)										5	1	1	1	0	1	3				
Gary Matthews, R OBP: 0.422, SLG: 0.481 (1, 7)										2	2	1	0	3	0	0				
Mike Schmidt, R OBP: 0.384, SLG: 0.609 (1, 5)										4	1	1	0	1	2	3				
Dick Davis, R OBP: 0.500, SLG: 0.594 (1, 9)										3	0	2	3	2	1	1				
Garry Maddox, R OBP: 0.326, SLG: 0.366 (1, 8)										3	1	1	1	1	1	4				
Larry Bowa, S OBP: 0.286, SLG: 0.287 (1, 6)										3	1	1	0	0	0	3				
Bob Boone, R OBP: 0.320, SLG: 0.341 (1, 2)										4	1	2	1	0	0	2				
Nino Espinosa, R OBP: 0.292, SLG: 0.373 (1, 1)										1	0	0	0	0	1	0				
Mike Proby, R ERA: 3.22 (5, 1)										0	0	0	0	0	0	0				
Greg Gross, L OBP: 0.346, SLG: 0.333 (8, PH)										1	0	0	0	0	0	2				
Sparky Lyle, L ERA: 3.86 (6, 1)										0	0	0	0	0	0	0				
George Yakovitch, L OBP: 0.402, SLG: 0.500 (7, PH)										0	1	0	0	1	0	0				
Ron Reed, R ERA: 3.6 (8, 1)										0	0	0	0	0	0	0				
Inning Stats	R: 3 E: 1 K: 0 S: 6	H: 3 LOB: 1 BB: 1 P: 10	R: 0 E: 0 K: 1 S: 5	H: 0 LOB: 0 BB: 0 P: 5	R: 1 E: 0 K: 0 S: 4	H: 2 LOB: 2 BB: 2 P: 12	R: 2 E: 0 K: 0 S: 6	H: 3 LOB: 3 BB: 2 P: 14	R: 1 E: 0 K: 0 S: 5	H: 2 LOB: 1 BB: 0 P: 5	R: 0 E: 0 K: 1 S: 4	H: 0 LOB: 0 BB: 1 P: 8	R: 2 E: 0 K: 1 S: 7	H: 2 LOB: 1 BB: 1 P: 11	R: 0 E: 0 K: 3 S: 9	H: 0 LOB: 1 BB: 1 P: 13	1B: 8 2B: 1 3B: 3 HR: 0	SF: 2 SAC: 2 DP: 0 HBP: 0	WP: 1 PB: 1 SB: 1 CS: 2	PA: 44
PITCHER	IP WLS BF H R ER SO BB IBB HBP BLK WP HR S P ERA WHIP																			
Mike Scott, R ERA: 4.65 (1, 1)	3.1	20	7	3	1	1	0	2	0	0	0	1	0	5	13	13.50	7.500			
Ed Lynch, R ERA: 3.95 (4, 1)	0.2	L	7	3	1	1	0	2	0	0	0	0	0	5	13	13.50	7.500			
Craig Swan, R ERA: 3.68 (5, 1)	2.0	6	0	0	0	1	1	0	0	0	0	0	0	7	11	0.00	0.500			
Dyar Miller, R ERA: 3.14 (7, 1)	1.0	6	2	2	2	1	1	0	0	0	0	0	0	7	11	18.00	3.000			
Neil Allen, R ERA: 3.21 (8, 1)	1.0	4	0	0	0	3	1	0	0	0	0	0	0	9	13	0.00	1.000			

Batter	1	2	3	4	5	6	7	8	9	AB	R	H	RBI	BB	SO	LOB	TOP					
Mookie Wilson, S OBP: 0.328, SLG: 0.388 (1, 8)	F2		G3		6-3			F8	1B 3B	5	1	1	0	0	0	2	New York Mets @ Philadelphia Phillies Veterans Stadium, Philadelphia, PA Wed Jun 03 1981, 7:05 PM EDT Att: 27,588 - Unknown					
Frank Taveras, R OBP: 0.294, SLG: 0.333 (1, 6)	1-3			1B		F7		2B 1B	1B	5	2	3	1	0	0	0						
Mike Jorgensen, L OBP: 0.316, SLG: 0.455 (1, 9) (8, 7)	L5			F8		K		2B WP BB	F9	4	1	0	0	1	1	2						
Dave Kingman, R OBP: 0.364, SLG: 0.507 Bob Bailor, R OBP: 0.315, SLG: 0.271 (8, 9) (8, 9)		K		F3		F8		WP E 2B		4	0	1	1	0	1	1						
Lee Mazzilli, S OBP: 0.324, SLG: 0.338 (1, 7) (8, 3)	F7			1B			1B	WP E IBB		3	1	2	1	1	0	0						
John Stearns, R OBP: 0.330, SLG: 0.346 (1, 2)	1-3			1-3			F4-6-3 1B	E5		4	0	1	0	0	0	1						
Hubie Brooks, R OBP: 0.347, SLG: 0.376 (1, 5)			5-3			K	G3			4	0	1	0	0	1	4						
Doug Flynn, R OBP: 0.291, SLG: 0.369 (1, 4)					FC1-6 1B		F4-6-3	F8		4	0	1	0	0	0	3						
Greg Harris, S (1, 1)										3	0	0	0	0	3	2						
Pete Falcone, L (8, 1)			K					K		0	0	0	0	0	0	0						
Neil Allen, R OBP: 0.500, SLG: 1.500 (8, 1)								K		1	0	0	0	0	1	0						
Inning Stats	R: 0 E: 0 K: 0 S: 3	H: 0 LOB: 0 BB: 0 P: 3	R: 0 E: 0 K: 1 S: 5	H: 0 LOB: 0 BB: 0 P: 5	R: 0 E: 0 K: 1 S: 6	H: 1 LOB: 1 BB: 0 P: 6	R: 1 E: 0 K: 0 S: 5	H: 2 LOB: 1 BB: 0 P: 5	R: 0 E: 0 K: 1 S: 6	H: 0 LOB: 0 BB: 0 P: 5	R: 0 E: 0 K: 1 S: 6	H: 2 LOB: 1 BB: 0 P: 6	R: 4 E: 1 K: 1 S: 8	H: 2 LOB: 2 BB: 2 P: 16	R: 1 E: 0 K: 1 S: 7	H: 2 LOB: 1 BB: 0 P: 7	1B: 8 2B: 1 3B: 1 HR: 0	SF: 0 SAC: 0 DP: 1 HBP: 0	WP: 1 PB: 0 SB: 3 CS: 0	PA: 39		
PITCHER	IP WLS BF H R ER SO BB IBB HBP BLK WP HR S P ERA WHIP	IP WLS BF H R ER SO BB IBB HBP BLK WP HR S P ERA WHIP	IP WLS BF H R ER SO BB IBB HBP BLK WP HR S P ERA WHIP	IP WLS BF H R ER SO BB IBB HBP BLK WP HR S P ERA WHIP	IP WLS BF H R ER SO BB IBB HBP BLK WP HR S P ERA WHIP	IP WLS BF H R ER SO BB IBB HBP BLK WP HR S P ERA WHIP	IP WLS BF H R ER SO BB IBB HBP BLK WP HR S P ERA WHIP	IP WLS BF H R ER SO BB IBB HBP BLK WP HR S P ERA WHIP	IP WLS BF H R ER SO BB IBB HBP BLK WP HR S P ERA WHIP	IP WLS BF H R ER SO BB IBB HBP BLK WP HR S P ERA WHIP	IP WLS BF H R ER SO BB IBB HBP BLK WP HR S P ERA WHIP	IP WLS BF H R ER SO BB IBB HBP BLK WP HR S P ERA WHIP	IP WLS BF H R ER SO BB IBB HBP BLK WP HR S P ERA WHIP	IP WLS BF H R ER SO BB IBB HBP BLK WP HR S P ERA WHIP	IP WLS BF H R ER SO BB IBB HBP BLK WP HR S P ERA WHIP	IP WLS BF H R ER SO BB IBB HBP BLK WP HR S P ERA WHIP	IP WLS BF H R ER SO BB IBB HBP BLK WP HR S P ERA WHIP	IP WLS BF H R ER SO BB IBB HBP BLK WP HR S P ERA WHIP	IP WLS BF H R ER SO BB IBB HBP BLK WP HR S P ERA WHIP	IP WLS BF H R ER SO BB IBB HBP BLK WP HR S P ERA WHIP	IP WLS BF H R ER SO BB IBB HBP BLK WP HR S P ERA WHIP	IP WLS BF H R ER SO BB IBB HBP BLK WP HR S P ERA WHIP

AB	37
R	6
H	10
RBI	3
BB	2
SO	7
LOB	15



Batter	1	2	3	4	5	6	7	8	9	AB	R	H	RBI	BB	SO	LOB	BOTTOM					
Pete Rose, S OBP: 0.390, SLG: 0.432 (1, 3)	5-3					1-3				4	0	2	2	0	0	0	New York Mets @ Philadelphia Phillies Veterans Stadium, Philadelphia, PA Wed Jun 03 1981, 7:05 PM EDT Att: 27,588 - Unknown					
Luis Aquayo, R OBP: 0.143, SLG: 0.148 Keith Moreland, R OBP: 0.259, SLG: 0.377 Tug McGraw, R (9, 1)	E5		FC6-4 1B			F8		F6		3	0	0	0	0	0	1						
Gary Matthews, R OBP: 0.413, SLG: 0.469 (1, 7)	K				K		F8	FC5-4		4	0	0	0	0	2	3						
Mike Schmidt, R OBP: 0.381, SLG: 0.601 (1, 5)	K				F8		F9			4	0	1	0	0	1	1						
Dick Davis, R OBP: 0.476, SLG: 0.556 (1, 9)		K				5-3		F7		4	0	1	0	0	1	1						
Gary Maddox, R OBP: 0.324, SLG: 0.359 (1, 8)		5-3			CS	F4-3		F9		3	1	0	0	1	0	1						
Larry Bowa, S OBP: 0.285, SLG: 0.282 (1, 6)		F4-3				F4-3		1B BB BB	F7	3	1	0	0	1	0	1						
Bob Boone, R OBP: 0.314, SLG: 0.333 (1, 2)					F7		F4-3	F7		3	0	0	0	0	0	2						
Dick Ruthven, R OBP: 0.138, SLG: 0.179 Lonnie Smith, R OBP: 0.314, SLG: 0.312 Ramon Aviles, R OBP: 0.214, SLG: 0.154 (1, 1) (8, PH) (9, 4)					F8			1B 1B		2	0	0	0	0	1	0						
										1	0	1	0	0	0	0						
										0	0	0	0	0	0	0						
Inning Stats	R: 0 E: 1 K: 2 S: 8	H: 0 LOB: 1 BB: 0 P: 8	R: 0 E: 0 K: 1 S: 5	H: 0 LOB: 0 BB: 0 P: 5	R: 0 E: 0 K: 0 S: 4	H: 1 LOB: 1 BB: 0 P: 4	R: 0 E: 0 K: 1 S: 5	H: 1 LOB: 0 BB: 0 P: 5	R: 0 E: 0 K: 0 S: 3	H: 0 LOB: 0 BB: 0 P: 3	R: 0 E: 0 K: 1 S: 5	H: 0 LOB: 0 BB: 0 P: 5	R: 0 E: 0 K: 0 S: 3	H: 0 LOB: 2 BB: 2 P: 13	R: 0 E: 0 K: 0 S: 4	H: 1 LOB: 1 BB: 0 P: 4	1B: 5 2B: 0 3B: 0 HR: 0	SF: 0 SAC: 0 DP: 0 HBP: 0	WP: 0 PB: 0 SB: 0 CS: 1	PA: 35		
PITCHER	IP WLS BF H R ER SO BB IBB HBP BLK WP HR S P ERA WHIP	IP WLS BF H R ER SO BB IBB HBP BLK WP HR S P ERA WHIP	IP WLS BF H R ER SO BB IBB HBP BLK WP HR S P ERA WHIP	IP WLS BF H R ER SO BB IBB HBP BLK WP HR S P ERA WHIP	IP WLS BF H R ER SO BB IBB HBP BLK WP HR S P ERA WHIP	IP WLS BF H R ER SO BB IBB HBP BLK WP HR S P ERA WHIP	IP WLS BF H R ER SO BB IBB HBP BLK WP HR S P ERA WHIP	IP WLS BF H R ER SO BB IBB HBP BLK WP HR S P ERA WHIP	IP WLS BF H R ER SO BB IBB HBP BLK WP HR S P ERA WHIP	IP WLS BF H R ER SO BB IBB HBP BLK WP HR S P ERA WHIP	IP WLS BF H R ER SO BB IBB HBP BLK WP HR S P ERA WHIP	IP WLS BF H R ER SO BB IBB HBP BLK WP HR S P ERA WHIP	IP WLS BF H R ER SO BB IBB HBP BLK WP HR S P ERA WHIP	IP WLS BF H R ER SO BB IBB HBP BLK WP HR S P ERA WHIP	IP WLS BF H R ER SO BB IBB HBP BLK WP HR S P ERA WHIP	IP WLS BF H R ER SO BB IBB HBP BLK WP HR S P ERA WHIP	IP WLS BF H R ER SO BB IBB HBP BLK WP HR S P ERA WHIP	IP WLS BF H R ER SO BB IBB HBP BLK WP HR S P ERA WHIP	IP WLS BF H R ER SO BB IBB HBP BLK WP HR S P ERA WHIP	IP WLS BF H R ER SO BB IBB HBP BLK WP HR S P ERA WHIP	IP WLS BF H R ER SO BB IBB HBP BLK WP HR S P ERA WHIP	IP WLS BF H R ER SO BB IBB HBP BLK WP HR S P ERA WHIP



Batter	1	2	3	4	5	6	7	8	9	AB	R	H	RBI	BB	SO	LOB	TOP					
Mookie Wilson, S (1, 8) OBP: 0.318, SLG: 0.375	0-3 K		0-3 K			0-3 K2-3		0-3 K		4	0	0	0	0	4	0	New York Mets @ Houston Astros Astrodome, Houston, TX Fri Jun 05 1981, 8:05 PM EDT Att: 28,085 - Dome					
Frank Taveras, R (1, 6) OBP: 0.290, SLG: 0.333	4-0 BLK BB		0-3 K			0-0 5-3 1B		0-0 1-3		3	0	1	0	1	1	0						
Joel Youngblood, R (1, 9) OBP: 0.404, SLG: 0.548	0-0 L6 1-2				0-0 1-3		0-0 5-3		0-0 1B	4	0	1	0	0	0	2						
Dave Kingman, R (1, 3) OBP: 0.356, SLG: 0.494	0-0 F8				0-3 K		0-0 F7		0-3 K	4	0	0	0	0	2	3						
Lee Mazzilli, S (1, 7) OBP: 0.322, SLG: 0.331		0-3 K			4-0 WP BB			0-3 K		0-0 L5	3	0	0	0	1	2		0				
Mike Cabbage, L (1, 5) OBP: 0.333, SLG: 0.320		0-0 F6			0-0 4-3 1-2			0-0 1B 1B		0-0 G1	4	0	1	0	0	0		1				
John Stearns, R (1, 2) OBP: 0.328, SLG: 0.342						0-0 G3		0-0 F8		0-0 6-3	4	0	1	0	0	0		1				
Doug Flynn, R (1, 4) OBP: 0.287, SLG: 0.365											2	0	0	0	0	0		1				
Rusty Staub, L (7, PH) OBP: 0.365, SLG: 0.420											1	0	1	0	0	0		0				
Bob Bailor, R (7, PR) OBP: 0.315, SLG: 0.271											0	0	0	0	0	0		0				
Randy Jones, R (1, 1) OBP: 0.133, SLG: 0.133											2	0	0	0	0	1						
Mike Jorgensen, L (7, PH) OBP: 0.312, SLG: 0.448											1	0	0	0	0	2						
Pete Falcone, L (7, 1)											0	0	0	0	0	0						
Inning Stats	R: 0 E: 0 K: 1 S: 5	H: 0 LOB: 1 BB: 1 P: 9	R: 0 E: 0 K: 1 S: 6	H: 1 LOB: 1 BB: 0 P: 6	R: 0 E: 0 K: 3 S: 9	H: 0 LOB: 0 BB: 0 P: 9	R: 0 E: 0 K: 1 S: 5	H: 0 LOB: 1 BB: 1 P: 9	R: 0 E: 0 K: 0 S: 3	H: 0 LOB: 0 BB: 0 P: 3	R: 0 E: 0 K: 1 S: 6	H: 1 LOB: 1 BB: 0 P: 6	R: 0 E: 0 K: 1 S: 7	H: 2 LOB: 2 BB: 0 P: 7	R: 0 E: 0 K: 2 S: 8	H: 1 LOB: 1 BB: 0 P: 8	R: 0 E: 0 K: 0 S: 3	H: 0 LOB: 0 BB: 0 P: 3	1B: 5 2B: 0 3B: 0 HR: 0	SF: 0 SAC: 0 DP: 0 HBP: 0	WP: 1 PB: 0 SB: 0 CS: 0	PA: 34
PITCHER Nolan Ryan, R (1, 1) ERA: 1.39	IP: 9.0 WLS: W BF: 34 H: 5 R: 0 ER: 0 SO: 10 BB: 2 IBB: 0 HBP: 0 BLK: 1 WP: 1 HR: 0 S: 52 P: 60 ERA: 0.00 WHIP: 0.778															PITCHER	IP: 9.0 WLS: W BF: 34 H: 5 R: 0 ER: 0 SO: 10 BB: 2 IBB: 0 HBP: 0 BLK: 1 WP: 1 HR: 0 S: 52 P: 60 ERA: 0.00 WHIP: 0.778					

AB	32
R	0
H	5
RBI	0
BB	2
SO	10
LOB	10



Batter	1	2	3	4	5	6	7	8	9	AB	R	H	RBI	BB	SO	LOB	BOTTOM			
Terry Puhl, L (1, 9) OBP: 0.330, SLG: 0.366	0-0 CS 1B		0-0 5-3			0-0 F4-3		0-0 SF8		3	0	1	1	0	0	1	New York Mets @ Houston Astros Astrodome, Houston, TX Fri Jun 05 1981, 8:05 PM EDT Att: 28,085 - Dome			
Craig Reynolds, L (1, 6) OBP: 0.286, SLG: 0.441	0-3 K 1-2		0-0 F8			0-0 SF9 3B		0-3 K		4	1	1	0	0	2	2				
Cesar Cedeno, R (1, 3) OBP: 0.348, SLG: 0.388	4-0 CS BB		0-0 L1			0-0 SF9		0-0 F7		2	0	0	1	1	0	0				
Jose Cruz, L (1, 7) OBP: 0.322, SLG: 0.445	0-0 CS	0-0 F4-3			0-0 F8		0-0 F4-3 BB		0-3 K	3	0	0	0	1	1	0				
Art Howe, R (1, 5) OBP: 0.423, SLG: 0.497		4-0 1B BB			0-0 F4-3		0-0 F4-3		0-3 K	3	1	0	0	1	1	1				
Gary Woods, R (1, 8) OBP: 0.297, SLG: 0.213		0-0 F4-3 1B			0-3 K		0-0 6-3			3	0	1	0	0	1	1				
Luis Pujols, R (1, 2) OBP: 0.327, SLG: 0.362		0-0 F4-3 1B			4-0 F4-6-3 BB		4-0 SH2-4 1B SF8 BB			1	1	1	1	2	0	0				
Joe Pittman, R (1, 4) OBP: 0.378, SLG: 0.375		0-0 F4-3			0-0 F4-6-3		0-0 SH2-4 1B			3	0	1	0	0	0	3				
Nolan Ryan, R (1, 1) OBP: 0.208, SLG: 0.136		0-3 K			4-0 BB		0-0 SH2-4			1	0	0	0	1	1	2				
Inning Stats	R: 0 E: 0 K: 1 S: 4	H: 1 LOB: 0 BB: 1 P: 8	R: 1 E: 0 K: 1 S: 7	H: 2 LOB: 2 BB: 1 P: 11	R: 0 E: 0 K: 0 S: 3	H: 0 LOB: 0 BB: 0 P: 3	R: 0 E: 0 K: 1 S: 5	H: 0 LOB: 0 BB: 0 P: 5	R: 0 E: 0 K: 0 S: 2	H: 0 LOB: 1 BB: 2 P: 10	R: 1 E: 0 K: 0 S: 4	H: 1 LOB: 1 BB: 1 P: 8	R: 1 E: 0 K: 1 S: 6	H: 1 LOB: 1 BB: 1 P: 10	R: 0 E: 0 K: 2 S: 7	H: 0 LOB: 0 BB: 0 P: 7		1B: 4 2B: 1 3B: 1 HR: 0	SF: 2 SAC: 1 DP: 2 HBP: 0	WP: 0 PB: 0 SB: 0 CS: 2
PITCHER Randy Jones, L (1, 1) ERA: 4.2	IP: 6.0 WLS: L BF: 24 H: 4 R: 2 ER: 2 SO: 3 BB: 5 IBB: 0 HBP: 0 BLK: 0 WP: 0 HR: 0 S: 25 P: 45 ERA: 3.00 WHIP: 1.500															PITCHER	IP: 6.0 WLS: L BF: 24 H: 4 R: 2 ER: 2 SO: 3 BB: 5 IBB: 0 HBP: 0 BLK: 0 WP: 0 HR: 0 S: 25 P: 45 ERA: 3.00 WHIP: 1.500			
PITCHER Pete Falcone, L (7, 1) ERA: 2.7	IP: 2.0 WLS: L BF: 8 H: 1 R: 1 ER: 1 SO: 3 BB: 1 IBB: 0 HBP: 0 BLK: 0 WP: 0 HR: 0 S: 13 P: 17 ERA: 4.50 WHIP: 1.000															PITCHER	IP: 2.0 WLS: L BF: 8 H: 1 R: 1 ER: 1 SO: 3 BB: 1 IBB: 0 HBP: 0 BLK: 0 WP: 0 HR: 0 S: 13 P: 17 ERA: 4.50 WHIP: 1.000			

AB	23
R	3
H	5
RBI	3
BB	6
SO	6
LOB	10



Batter	1	2	3	4	5	6	7	8	9	AB	R	H	RBI	BB	SO	LOB	TOP					
Mookie Wilson, S (1, 8) OBP: 0.331, SLG: 0.387										4	0	3	0	0	0	1	New York Mets @ Houston Astros Astrodome, Houston, TX Sat Jun 06 1981, 8:05 PM EDT Att: 42,478 - Dome					
Frank Taveras, R (1, 6) OBP: 0.292, SLG: 0.323										4	0	0	0	0	1	4						
Joel Youngblood, R (1, 9) OBP: 0.406, SLG: 0.555										2	1	1	0	0	0	1						
Mike Jorgensen, L (5, PH) (5, 9) OBP: 0.304, SLG: 0.435										2	0	0	0	0	2	2						
Dave Kingman, R (1, 3) OBP: 0.349, SLG: 0.481										4	0	0	0	0	2	2						
Mike Cabbage, L (1, 5) OBP: 0.324, SLG: 0.286										3	0	0	1	1	0	0						
John Stearns, R (1, 2) OBP: 0.325, SLG: 0.333										3	0	0	0	1	0	1						
Lee Mazzilli, S (1, 7) OBP: 0.326, SLG: 0.331										3	1	1	0	1	0	0						
Doug Flynn, R (1, 4) OBP: 0.288, SLG: 0.364										3	0	1	0	0	0	3						
Pat Zachry, R (1, 1) Dyer Miller, R (4, 1) Ron Hodges, R (5, PH) Craig Swan, R (5, 1) Wally Backman, S (7, PH) Tom Hausman, R (7, 1)										1	0	0	0	0	0	0						
Inning Stats	R: 0 E: 0 K: 0 S: 4	H: 1 LOB: 1 BB: 0 P: 4	R: 0 E: 0 K: 0 S: 3	H: 1 LOB: 1 BB: 1 P: 7	R: 0 E: 0 K: 1 S: 5	H: 1 LOB: 0 BB: 0 P: 5	R: 1 E: 0 K: 0 S: 4	H: 1 LOB: 0 BB: 0 P: 4	R: 1 E: 1 K: 1 S: 7	H: 2 LOB: 2 BB: 1 P: 11	R: 0 E: 0 K: 1 S: 5	H: 0 LOB: 0 BB: 0 P: 5	R: 0 E: 0 K: 0 S: 4	H: 1 LOB: 1 BB: 0 P: 4	R: 0 E: 0 K: 0 S: 2	H: 0 LOB: 0 BB: 0 P: 6	R: 0 E: 0 K: 0 S: 2	H: 0 LOB: 0 BB: 1 P: 6	1B: 6 2B: 1 3B: 0 HR: 0	SF: 0 SAC: 1 DP: 2 HBP: 0	WP: 0 PB: 0 SB: 0 CS: 1	PA: 34
PITCHER	IP WLS BF H R ER SO BB IBB HBP BLK WP HR S P ERA WHIP																					
Vern Ruhle, R ERA: 2.8	(1, 1) 5.0 W 21 6 2 1 2 2 2 0 0 0 0 0 0 23 31 1.80 1.600																					
Dave Smith, R ERA: 4.66	(6, 1) 4.0 S 13 1 0 0 3 1 0 0 0 0 0 0 18 22 0.00 0.500																					

AB 30
R 2
H 7
RBI 1
BB 3
SO 5
LOB 14



Batter	1	2	3	4	5	6	7	8	9	AB	R	H	RBI	BB	SO	LOB	BOTTOM			
Terry Puhl, L (1, 8) OBP: 0.336, SLG: 0.369										4	0	2	0	1	0	0	New York Mets @ Houston Astros Astrodome, Houston, TX Sat Jun 06 1981, 8:05 PM EDT Att: 42,478 - Dome			
Craig Reynolds, L (1, 6) OBP: 0.280, SLG: 0.432										4	1	0	0	0	0	4				
Cesar Cedeno, R (1, 3) OBP: 0.349, SLG: 0.395										5	2	2	0	0	0	1				
Jose Cruz, L (1, 7) OBP: 0.329, SLG: 0.465										4	2	3	2	0	0	1				
Art Howe, R (1, 5) OBP: 0.425, SLG: 0.494										3	1	1	1	1	1	1				
Denny Walling, L (1, 9) OBP: 0.369, SLG: 0.358										3	0	1	2	1	0	0				
Alan Ashby, S (1, 2) OBP: 0.357, SLG: 0.305										4	0	1	0	0	0	3				
Joe Pittman, R (1, 4) OBP: 0.388, SLG: 0.372										3	0	1	0	1	0	1				
Vern Ruhle, R (1, 1) Rafael Landestoy, S (5, PH) Dave Smith, R (6, 1)										1	0	1	0	0	0	0				
Inning Stats	R: 0 E: 0 K: 0 S: 4	H: 1 LOB: 1 BB: 0 P: 4	R: 1 E: 1 K: 0 S: 5	H: 2 LOB: 3 BB: 2 P: 13	R: 2 E: 0 K: 0 S: 6	H: 4 LOB: 2 BB: 1 P: 10	R: 3 E: 0 K: 0 S: 6	H: 4 LOB: 1 BB: 1 P: 10	R: 0 E: 0 K: 1 S: 6	H: 1 LOB: 0 BB: 0 P: 6	R: 0 E: 0 K: 0 S: 4	H: 0 LOB: 1 BB: 0 P: 4	R: 0 E: 0 K: 0 S: 3	H: 0 LOB: 0 BB: 0 P: 3	R: 0 E: 0 K: 0 S: 3	H: 0 LOB: 0 BB: 0 P: 3		1B: 10 2B: 1 3B: 0 HR: 1	SF: 0 SAC: 2 DP: 1 HBP: 0	WP: 0 PB: 0 SB: 0 CS: 0
PITCHER	IP WLS BF H R ER SO BB IBB HBP BLK WP HR S P ERA WHIP																			
Pat Zachry, R ERA: 4.32	(1, 1) 3.1 L 23 10 6 0 0 0 0 0 0 0 0 0 2 2 0.00 1.500																			
Dyer Miller, R ERA: 3.07	(4, 1) 0.2 2 1 0 0 0 0 0 0 0 0 0 0 2 2 0.00 1.500																			
Craig Swan, R ERA: 2.89	(5, 1) 2.0 7 1 0 0 0 1 0 0 0 0 0 0 9 9 0.00 0.500																			
Tom Hausman, R ERA: 2.25	(7, 1) 2.0 7 0 0 0 0 0 0 0 0 0 0 0 7 7 0.00 0.000																			

AB 33
R 6
H 12
RBI 5
BB 4
SO 1
LOB 12



Batter	1	2	3	4	5	6	7	8	9	AB	R	H	RBI	BB	SO	LOB	TOP					
Mookie Wilson, S OBP: 0.328, SLG: 0.383 (1, 8)										4	0	1	0	0	1	2	New York Mets @ Houston Astros Astrodome, Houston, TX Sun Jun 07 1981, 4:33 AM EDT Att: 29,873 - Dome - 72 F					
Frank Taveras, R OBP: 0.298, SLG: 0.324 (1, 6)										3	0	1	0	0	0	1						
Lee Mazzilli, S OBP: 0.325, SLG: 0.325 (1, 7)										3	0	0	0	1	1	1						
Dave Kingman, R OBP: 0.347, SLG: 0.494 Mike Jorgensen, L OBP: 0.304, SLG: 0.435 (8, 3)										4	1	1	1	0	0	3						
Ellis Valentine, R OBP: 0.258, SLG: 0.354 (1, 9)										3	0	0	0	1	1	1						
Hubie Brooks, R OBP: 0.345, SLG: 0.373 (1, 5)										4	0	1	0	0	0	3						
Alex Trevino, R OBP: 0.348, SLG: 0.290 (1, 2)										3	1	1	0	1	0	0						
Doug Flynn, R OBP: 0.287, SLG: 0.361 (1, 4)										4	1	1	0	0	1	1						
Mike Scott, R OBP: 0.160, SLG: 0.048 Neil Allen, R OBP: 0.500, SLG: 1.500 (9, 1)										2	0	0	1	0	1	0						
Inning Stats	R: 0 E: 0 K: 1 S: 5	H: 0 LOB: 3 BB: 2 P: 14	R: 0 E: 0 K: 0 S: 3	H: 1 LOB: 1 BB: 1 P: 7	R: 0 E: 0 K: 1 S: 6	H: 1 LOB: 1 BB: 0 P: 6	R: 0 E: 0 K: 1 S: 5	H: 0 LOB: 0 BB: 0 P: 5	R: 0 E: 0 K: 0 S: 3	H: 0 LOB: 0 BB: 0 P: 3	R: 0 E: 0 K: 1 S: 5	H: 0 LOB: 0 BB: 0 P: 5	R: 2 E: 1 K: 0 S: 6	H: 3 LOB: 1 BB: 0 P: 6	R: 1 E: 0 K: 0 S: 4	H: 1 LOB: 0 BB: 0 P: 4		R: 0 E: 0 K: 1 S: 5	H: 0 LOB: 0 BB: 0 P: 5	1B: 5 2B: 1 3B: 0 HR: 1	SF: 1 SAC: 1 DP: 1 HBP: 1	WP: 0 PB: 0 SB: 2 CS: 0
PITCHER Bob Knepper, L ERA: 1.15 (1, 1)	IP: 9.0 WLS: L BF: 36	H: 6 R: 3 ER: 2 SO: 5	BB: 3 IBB: 0 HBP: 1 BLK: 0	WP: 0 HR: 1 S: 42 P: 55	ERA: 2.00 WHIP: 1.000	PITCHER										IP: 9.0 WLS: L BF: 36	H: 6 R: 3 ER: 2 SO: 5	BB: 3 IBB: 0 HBP: 1 BLK: 0	WP: 0 HR: 1 S: 42 P: 55	ERA: 2.00 WHIP: 1.000		

AB	30
R	3
H	6
RBI	2
BB	3
SO	5
LOB	12



Batter	1	2	3	4	5	6	7	8	9	AB	R	H	RBI	BB	SO	LOB	BOTTOM			
Terry Puhl, L OBP: 0.335, SLG: 0.366 (1, 8)										4	0	1	0	0	0	1	New York Mets @ Houston Astros Astrodome, Houston, TX Sun Jun 07 1981, 4:33 AM EDT Att: 29,873 - Dome - 72 F			
Craig Reynolds, L OBP: 0.276, SLG: 0.425 (1, 6)										3	0	0	0	0	0	0				
Cesar Cedeño, R OBP: 0.353, SLG: 0.394 (1, 3)										3	0	1	0	1	0	3				
Jose Cruz, L OBP: 0.324, SLG: 0.456 (1, 7)										4	0	0	0	0	0	5				
Art Howe, R OBP: 0.424, SLG: 0.492 (1, 5)										3	0	1	0	0	0	0				
Denny Walling, L OBP: 0.358, SLG: 0.345 (1, 9)										3	0	0	0	0	0	1				
Alan Ashby, S OBP: 0.311, SLG: 0.318 Luis Pujols, R OBP: 0.315, SLG: 0.347 (6, PH) (6, 2)										1	0	1	0	0	0	0				
Joe Pittman, R OBP: 0.385, SLG: 0.391 (1, 4)										3	1	1	0	0	0	1				
Bob Knepper, L OBP: 0.143, SLG: 0.148 Danny Heep, L OBP: 0.299, SLG: 0.244 Dickie Thon, R OBP: 0.276, SLG: 0.180 (9, PH) (9, PR)										2	0	0	0	0	1	1				
Inning Stats	R: 0 E: 0 K: 0 S: 3	H: 0 LOB: 0 BB: 0 P: 3	R: 0 E: 0 K: 0 S: 3	H: 0 LOB: 0 BB: 0 P: 3	R: 0 E: 0 K: 1 S: 6	H: 1 LOB: 0 BB: 0 P: 6	R: 0 E: 0 K: 0 S: 2	H: 0 LOB: 0 BB: 1 P: 6	R: 0 E: 0 K: 0 S: 3	H: 0 LOB: 0 BB: 0 P: 3	R: 0 E: 0 K: 0 S: 3	H: 1 LOB: 0 BB: 0 P: 3	R: 0 E: 0 K: 0 S: 3	H: 1 LOB: 0 BB: 0 P: 3	R: 1 E: 0 K: 0 S: 6	H: 3 LOB: 3 BB: 0 P: 6		1B: 4 2B: 2 3B: 0 HR: 0	SF: 0 SAC: 1 DP: 2 HBP: 0	WP: 0 PB: 0 SB: 0 CS: 0
PITCHER Mike Scott, R ERA: 4.24 Neil Allen, R ERA: 2.97 (1, 1) (9, 1)	IP: 8.0 WLS: W BF: 27	H: 5 R: 1 ER: 1 SO: 1	BB: 1 IBB: 0 HBP: 0 BLK: 0	WP: 0 HR: 0 S: 28 P: 32	ERA: 1.12 WHIP: 0.750	PITCHER										IP: 1.0 WLS: S BF: 4	H: 1 R: 0 ER: 0 SO: 0	BB: 0 IBB: 0 HBP: 0 BLK: 0	WP: 0 HR: 0 S: 4 P: 4	ERA: 0.00 WHIP: 1.000



Batter	1	2	3	4	5	6	7	8	9	AB	R	H	RBI	BB	SO	LOB	TOP				
Dave Collins, S OBP: 0.385, SLG: 0.450 Tom Hume, R (8, 1)	F9		F4-3	G3		G3		BB	K	4	0	0	0	1	0	1					
Ron Oester, S OBP: 0.368, SLG: 0.429 (1, 4)	6-3		F4-3		F8	K		1-3		5	0	0	0	0	1	2					
Ken Griffey, L OBP: 0.332, SLG: 0.395 (1, 8)	K		1B	2B	E7	2B	F4-3		SH 1B E	4	3	1	0	1	1	0					
George Foster, R OBP: 0.367, SLG: 0.549 (1, 7)		E4		2B	FC	2B			E	5	2	4	1	0	0	1					
Dave Concepcion, R OBP: 0.365, SLG: 0.457 (1, 6)		6-3	K		K		5-3		SH	4	1	1	0	0	2	4					
Ray Knight, R OBP: 0.329, SLG: 0.379 (1, 5)	K			K		2B	L5		1B	4	1	1	1	1	2	2					
Dan Driessen, L OBP: 0.356, SLG: 0.409 (1, 3)	6-3			HR		IBB		G3	SF7	4	1	3	3	1	0	1					
Joe Nolan, L OBP: 0.366, SLG: 0.421 (1, 2)		IBB		SH1-4	BB	K		G3	SF7	2	0	0	1	2	1	4					
Frank Pastore, R OBP: 0.083, SLG: 0.083 Paul Moskau, R (6, PH)	F8			SH1-4				K		2	0	0	0	0	1	2					
Mike Vail, R OBP: 0.176, SLG: 0.176 Sam Mejias, R OBP: 0.308, SLG: 0.320 (8, 9)				1-2		K		K		0	0	0	0	0	0	0					
										1	0	0	0	0	1	1					
Inning Stats	R: 0 E: 0 K: 1 S: 5	H: 0 LOB: 0 BB: 0 P: 5	R: 1 E: 1 K: 1 S: 7	H: 2 LOB: 2 BB: 1 P: 11	R: 1 E: 0 K: 1 S: 7	H: 2 LOB: 1 BB: 0 P: 7	R: 1 E: 0 K: 1 S: 6	H: 1 LOB: 1 BB: 1 P: 10	R: 1 E: 2 K: 2 S: 10	H: 1 LOB: 3 BB: 1 P: 14	R: 0 E: 0 K: 0 S: 4	H: 1 LOB: 0 BB: 0 P: 4	R: 0 E: 0 K: 1 S: 6	H: 1 LOB: 2 BB: 1 P: 10	R: 4 E: 1 K: 2 S: 10	H: 2 LOB: 1 BB: 2 P: 18	1B: 3 2B: 5 3B: 1 HR: 1	SF: 1 SAC: 2 DP: 0 HBP: 0	WP: 0 PB: 0 SB: 0 CS: 0	PA: 46	
PITCHER	IP	WLS	BF	H	R	ER	SO	BB	IBB	HBP	BLK	WP	HR	S	P	ERA	WHIP				
Greg Harris, R ERA: 4.18 (1, 1)	6.0		29	6	4	3	8	1	2	0	0	0	1	42	54	4.50	1.167				
Tom Hausman, R ERA: 2.18 (7, 1)	1.0		4	1	0	0	0	0	0	0	0	0	0	4	4	0.00	1.000				
Pete Falcone, L ERA: 3.11 (8, 1)	1.0	L	7	2	2	2	1	2	0	0	0	0	0	7	15	18.00	4.000				
Neil Allen, R ERA: 3.16 (9, 1)	1.0		6	1	2	1	2	1	0	0	0	0	0	9	13	9.00	2.000				

Cincinnati Reds @ New York Mets
Shea Stadium, Flushing, NY
Tue Jun 09 1981, 7:05 PM EDT
Att: 12,313 - Unknown

AB	37
R	8
H	10
RBI	6
BB	6
SO	11
LOB	20



Batter	1	2	3	4	5	6	7	8	9	AB	R	H	RBI	BB	SO	LOB	BOTTOM				
Mookie Wilson, S OBP: 0.331, SLG: 0.374 (1, 8)	5-3			6-3		1B		G3	G5-4-3	3	1	0	0	2	0	0					
Frank Taveras, R OBP: 0.284, SLG: 0.319 Rusty Staub, L OBP: 0.391, SLG: 0.427 Bob Bailor, R OBP: 0.321, SLG: 0.280 (6, PR)	F9			6-3		E7		1B	G5-4-3	2	0	0	0	0	0	0					
Lee Mazzilli, S OBP: 0.328, SLG: 0.325 (1, 7)	F7			4-3		BB		1B		3	0	1	0	1	0	0					
Dave Kingman, R OBP: 0.340, SLG: 0.482 (1, 3)		K			K	P4		K		4	0	0	0	0	3	4					
Ellis Valentine, R OBP: 0.269, SLG: 0.361 (1, 9)		K			1B	P6		BB		4	0	2	1	0	1	2					
John Stearns, R OBP: 0.331, SLG: 0.333 (1, 2)	5-3				G4-6-3	K		1B		3	0	1	0	1	1	2					
Hubie Brooks, R OBP: 0.337, SLG: 0.364 (1, 5)			G3		G4-6-3			4-3		4	0	0	0	0	0	5					
Doug Flynn, R OBP: 0.281, SLG: 0.353 (1, 4)			F4-3			F6		F9		4	1	0	0	0	0	0					
Greg Harris, S OBP: 0.340, SLG: 0.310 Tom Hausman, R (7, 1)			K			BB		6-3		1	0	0	0	0	1	0					
Ron Hodges, L OBP: 0.340, SLG: 0.588 Pete Falcone, L (8, 1)						1B				0	0	0	0	0	0	0					
Neil Allen, R OBP: 0.303, SLG: 1.500 Mike Jorgensen OBP: 0.313, SLG: 0.443 (8, 9)						1B				1	0	1	0	0	0	0					
Inning Stats	R: 0 E: 0 K: 0 S: 3	H: 0 LOB: 0 BB: 0 P: 3	R: 0 E: 0 K: 2 S: 7	H: 0 LOB: 0 BB: 0 P: 7	R: 0 E: 0 K: 1 S: 5	H: 0 LOB: 0 BB: 0 P: 5	R: 0 E: 0 K: 0 S: 3	H: 0 LOB: 0 BB: 0 P: 3	R: 3 E: 2 K: 1 S: 8	H: 2 LOB: 2 BB: 2 P: 16	R: 0 E: 0 K: 0 S: 3	H: 0 LOB: 0 BB: 0 P: 3	R: 1 E: 0 K: 1 S: 8	H: 3 LOB: 3 BB: 1 P: 12	R: 0 E: 0 K: 0 S: 3	H: 1 LOB: 1 BB: 1 P: 7	1B: 8 2B: 0 3B: 0 HR: 0	SF: 0 SAC: 0 DP: 2 HBP: 0	WP: 0 PB: 0 SB: 0 CS: 0	PA: 38	
PITCHER	IP	WLS	BF	H	R	ER	SO	BB	IBB	HBP	BLK	WP	HR	S	P	ERA	WHIP				
Frank Pastore, R ERA: 3.17 (1, 1)	5.0		19	3	3	1	4	1	0	0	0	0	0	26	30	1.80	0.800				
Paul Moskau, R ERA: 4.49 (6, 1)	2.0		8	1	0	0	1	1	0	0	0	0	0	9	13	0.00	1.000				
Tom Hume, R ERA: 3.71 (8, 1)	2.0	W	11	4	1	1	1	2	0	0	0	0	0	11	19	4.50	3.000				

Cincinnati Reds @ New York Mets
Shea Stadium, Flushing, NY
Tue Jun 09 1981, 7:05 PM EDT
Att: 12,313 - Unknown

AB	34
R	4
H	8
RBI	3
BB	4
SO	6
LOB	15



Batter	1	2	3	4	5	6	7	8	9	AB	R	H	RBI	BB	SO	LOB	TOP								
Dave Collins, S OBP: 0.387, SLG: 0.445 Sam Mejias, R OBP: 0.308, SLG: 0.320	F9		6-3		1B BB			E S 1B BB		2	1	0	0	2	0	0									
Ken Griffey, L OBP: 0.359, SLG: 0.399	E 1B		FC6-4 BB		1-2 1B			G3		3	0	2	0	1	0	1									
Dave Concepcion, R OBP: 0.363, SLG: 0.453	E6 1-2		FC6-4 1-2		F9			3H 1B		4	0	1	1	0	0	4									
George Foster, R OBP: 0.365, SLG: 0.558	F4			HR		1-3		F4		4	1	1	1	0	0	3									
Dan Driessen, L OBP: 0.353, SLG: 0.403	F3-4-1			F6-4-3 1B		F4		L7		4	0	1	0	0	0	3									
Ray Knight, R OBP: 0.323, SLG: 0.372		6-3		F6-4-3 1-2		6-3			6-3	4	0	0	0	0	0	1									
Ron Oester, S OBP: 0.361, SLG: 0.420		G3		1-3			1-3		K	4	0	0	0	0	1	0									
Joe Nolan, L OBP: 0.354, SLG: 0.405		F4-3			F4		F4		6-3	4	0	0	0	0	0	0									
Mario Soto, R OBP: 0.100, SLG: 0.069			5-3		5-3		5-3			3	0	0	0	0	0	0									
Inning Stats	R: 0 E: 1 K: 0 S: 5	H: 1 LOB: 2 BB: 0 P: 5	R: 0 E: 0 K: 0 S: 3	H: 0 LOB: 0 BB: 0 P: 3	R: 0 E: 0 K: 0 S: 3	H: 0 LOB: 1 BB: 1 P: 7	R: 1 E: 0 K: 0 S: 4	H: 2 LOB: 0 BB: 0 P: 4	R: 0 E: 0 K: 0 S: 4	H: 1 LOB: 2 BB: 1 P: 8	R: 0 E: 0 K: 0 S: 3	H: 0 LOB: 0 BB: 0 P: 3	R: 0 E: 0 K: 0 S: 3	H: 0 LOB: 0 BB: 0 P: 3	R: 1 E: 0 K: 1 S: 4	H: 1 LOB: 1 BB: 1 P: 8	R: 0 E: 0 K: 1 S: 5	H: 0 LOB: 0 BB: 0 P: 5	1B: 4 2B: 0 3B: 0 HR: 1	SF: 0 SAC: 0 DP: 1 HBP: 0	WP: 0 PB: 0 SB: 1 CS: 0	PA: 35			
PITCHER	IP	WLS	BF	H	R	ER	SO	BB	IBB	HBP	BLK	WP	HR	S	P	ERA	WHIP								
Randy Jones, L ERA: 3.97	(1, 1)	7.1	L	30	5	2	2	0	3	0	0	0	0	1	27	39	2.46	1.091							
Dyar Miller, R ERA: 3.03	(8, 1)	0.1		1	0	0	0	0	0	0	0	0	0	0	1	1	0.00	0.000							
Pete Falcone, L ERA: 3.08	(8, 1)	0.1		1	0	0	0	0	0	0	0	0	0	0	1	1	0.00	0.000							
Neil Allen, R ERA: 3.06	(9, 1)	1.0		3	0	0	0	1	0	0	0	0	0	5	5	0.00	0.000								

Cincinnati Reds @ New York Mets
Shea Stadium, Flushing, NY
Wed Jun 10 1981, 7:05 PM EDT
Att: 9,732 - Unknown

AB 32
R 2
H 5
RBI 2
BB 3
SO 1
LOB 12



Batter	1	2	3	4	5	6	7	8	9	AB	R	H	RBI	BB	SO	LOB	BOTTOM							
Mookie Wilson, S OBP: 0.336, SLG: 0.378	K		S 1B			F7		1B		4	0	2	0	0	1	0								
Frank Taveras, R OBP: 0.278, SLG: 0.312 Mike Jorgensen, L OBP: 0.309, SLG: 0.437	K		F7 1-2			B3		F8		3	0	0	0	0	1	1								
Ellis Valentine, R OBP: 0.258, SLG: 0.345	K			K			K		F8	4	0	0	0	0	3	0								
Dave Kingman, R OBP: 0.343, SLG: 0.482		4-3 1B		K			1B 1B		K	4	0	2	0	0	2	0								
Rusty Staub, L OBP: 0.389, SLG: 0.424 Bob Bailor, R OBP: 0.333, SLG: 0.294	K			G3			1-3 1B		BB 1B	3	0	1	0	0	1	1								
John Stearns, R OBP: 0.328, SLG: 0.325		4-3			4-3		P4		BB 1B	3	0	0	0	1	0	3								
Hubie Brooks, R OBP: 0.330, SLG: 0.355		4-3			P4		F8		K	4	0	0	0	0	1	5								
Doug Flynn, R OBP: 0.276, SLG: 0.347			F7		F7			F8		3	0	0	0	0	0	0								
Randy Jones, R OBP: 0.118, SLG: 0.118 Dyar Miller, R OBP: 0.333, SLG: 0.333 Pete Falcone, L			K			K		K		2	0	0	0	0	2	0								
Mike Cabbage, L OBP: 0.333, SLG: 0.300 Neil Allen, R OBP: 0.500, SLG: 1.500										0	0	0	0	0	0	0								
										0	0	0	0	0	0	0								
										1	0	0	0	0	1	0								
										0	0	0	0	0	0	0								
Inning Stats	R: 0 E: 0 K: 3 S: 9	H: 0 LOB: 0 BB: 0 P: 9	R: 0 E: 0 K: 1 S: 6	H: 1 LOB: 1 BB: 0 P: 6	R: 0 E: 0 K: 1 S: 6	H: 1 LOB: 1 BB: 0 P: 6	R: 0 E: 0 K: 2 S: 7	H: 0 LOB: 0 BB: 0 P: 7	R: 0 E: 0 K: 0 S: 3	H: 0 LOB: 0 BB: 0 P: 3	R: 0 E: 0 K: 1 S: 5	H: 0 LOB: 0 BB: 0 P: 5	R: 0 E: 0 K: 1 S: 7	H: 2 LOB: 2 BB: 0 P: 7	R: 0 E: 0 K: 1 S: 6	H: 1 LOB: 1 BB: 0 P: 6	R: 0 E: 0 K: 2 S: 8	H: 1 LOB: 2 BB: 1 P: 12	1B: 6 2B: 0 3B: 0 HR: 0	SF: 0 SAC: 0 DP: 0 HBP: 0	WP: 0 PB: 0 SB: 1 CS: 0	PA: 34		
PITCHER	IP	WLS	BF	H	R	ER	SO	BB	IBB	HBP	BLK	WP	HR	S	P	ERA	WHIP							
Mario Soto, R ERA: 3.15	(1, 1)	9.0	W	34	6	0	0	12	1	0	0	0	0	57	61	0.00	0.778							

Cincinnati Reds @ New York Mets
Shea Stadium, Flushing, NY
Wed Jun 10 1981, 7:05 PM EDT
Att: 9,732 - Unknown

AB 33
R 0
H 6
RBI 0
BB 1
SO 12
LOB 11



Batter	1	2	3	4	5	6	7	8	9	10	11	12	13	AB	R	H	RBI	BB	SO	LOB	TOP	
Mookie Wilson, S OBP: 0.333, SLG: 0.379 (1, 6)	4-3			SH3-1 BLK 1B		K2-3		L7			E3 F8 HR	FC6		6	2	1	0	0	1	1		
Frank Taveras, R OBP: 0.270, SLG: 0.313 (1, 6)	5-3			SH3-1							HR IBB		F4	3	0	1	0	0	1	0		
Rusty Staub, L OBP: 0.390, SLG: 0.416 (11, PH)														0	0	0	0	1	0	0		
Bob Bailor, R OBP: 0.328, SLG: 0.291 (11, PR)														1	1	0	0	0	0	0		
Lee Mazzilli, S OBP: 0.322, SLG: 0.317 (1, 7)	K										F8			4	0	0	0	0	3	1		
Joel Youngblood, R OBP: 0.407, SLG: 0.562 (11, PH)				K						G3				2	1	1	0	0	0	2		
Dave Kingman, R OBP: 0.292, SLG: 0.368 (1, 1)		F8												5	1	1	3	0	0	1		
Neil Allen, R OBP: 0.292, SLG: 0.368 (1, 1)														0	0	0	0	0	0	0		
Ray Seearge, L OBP: 0.292, SLG: 0.368 (1, 1)														0	0	0	0	0	0	0		
Dyar Miller, R OBP: 0.292, SLG: 0.368 (1, 1)														0	0	0	0	0	0	0		
Ron Hoyle, R OBP: 0.292, SLG: 0.368 (1, 1)														0	0	0	0	0	0	0		
Greg Harris, S OBP: 0.292, SLG: 0.368 (1, 1)														0	0	0	0	0	0	0		
Ellis Valentine, R OBP: 0.243, SLG: 0.323 (1, 9)	L7													6	0	1	1	0	1	1		
Hubie Brooks, R OBP: 0.324, SLG: 0.349 (1, 5)	F8													6	1	1	1	0	0	1		
John Stearns, R OBP: 0.324, SLG: 0.320 (1, 2)			6-3			6-3								5	0	1	0	0	0	2		
Doug Flynn, R OBP: 0.270, SLG: 0.333 (1, 4)				F9				F7						4	0	0	0	1	0	2		
Mike Scott, R OBP: 0.148, SLG: 0.043 (1, 1)														2	0	0	0	0	1	2		
Mike Cabbage, L OBP: 0.293, SLG: 0.297 (6, PH)														1	0	0	0	0	0	0		
Pete Falcone, L OBP: 0.293, SLG: 0.297 (8, 1)														0	0	0	0	0	0	0		
Mike Jorgensen, L OBP: 0.313, SLG: 0.438 (11, PH)				K		1-3		F7			P6			2	0	1	1	0	0	0		
Inning Stats	R: 0 E: 0 K: 1 S: 5	H: 0 LOB: 0 BB: 0 P: 5	R: 0 E: 0 K: 0 S: 3	H: 0 LOB: 0 BB: 0 P: 3	R: 0 E: 0 K: 1 S: 5	H: 0 LOB: 0 BB: 0 P: 5	R: 1 E: 0 K: 1 S: 6	H: 1 LOB: 0 BB: 0 P: 6	R: 0 E: 1 K: 2 S: 8	H: 1 LOB: 1 BB: 0 P: 4	R: 0 E: 0 K: 0 S: 3	H: 0 LOB: 0 BB: 0 P: 3	R: 3 E: 1 K: 0 S: 5	H: 1 LOB: 1 BB: 1 P: 9	R: 1 E: 0 K: 0 S: 5	H: 2 LOB: 1 BB: 0 P: 5	R: 2 E: 0 K: 0 S: 5	H: 2 LOB: 1 BB: 1 P: 9	1B: 6 2B: 1 3B: 0 HR: 1	SF: 0 SAC: 2 DP: 0 HBP: 0	WP: 1 PB: 0 SB: 4 CS: 0	PA: 52
PITCHER	IP	WLS	BF	H	R	ER	SO	BB	IBB	HBP	BLK	WP	HR	S	P	ERA	WHIP					
Mike Krukow, R ERA: 4.95	6.0		22	2	1	1	6	0	1	0	0	1	0	0	33	37	1.50	0.333				
Bill Caudill, R ERA: 5.21	2.0	7	1	0	0	1	0	0	0	0	0	0	0	9	9	0.00	0.500					
Dick Tidrow, R ERA: 4.09	2.0	6	0	0	0	0	0	0	0	0	0	0	0	6	6	0.00	0.000					
Lee Smith, R ERA: 3.9	0.1	3	0	2	1	0	0	0	1	0	0	0	0	2	6	27.00	0.000					
Doug Capilla, L ERA: 2.23	0.1	1	0	0	0	0	0	0	0	0	0	0	0	1	1	0.00	0.000					
PITCHER	IP	WLS	BF	H	R	ER	SO	BB	IBB	HBP	BLK	WP	HR	S	P	ERA	WHIP					
Rawly Eastwick, R ERA: 2.61	0.1		2	1	1	0	0	0	0	0	0	0	1	2	2	0.00	3.000					
Lynn McGlothen, R ERA: 4.77	1.1	L	9	4	3	3	0	0	1	0	0	0	0	8	12	20.25	3.000					
Mike Griffin, R ERA: 1.8	0.2		2	0	0	0	0	0	0	0	0	0	0	2	2	0.00	0.000					

New York Mets @ Chicago Cubs
Wrigley Field, Chicago, IL
Mon Aug 10 1981, 3:33 AM CDT
Att: 7,551 - Cloudy - 74 F

AB 47
R 7
H 8
RBI 6
BB 3
SO 7
LOB 13



Batter	1	2	3	4	5	6	7	8	9	10	11	12	13	AB	R	H	RBI	BB	SO	LOB	BOTTOM	
Ivan De Jesus, R OBP: 0.261, SLG: 0.180 (1, 6)	6-3		F4-3			6-3					L7			5	1	0	0	1	0	1		
Steve Dillard, R OBP: 0.290, SLG: 0.346 (1, 4)	K													4	0	1	0	0	1	0		
Mike Lum, L OBP: 0.293, SLG: 0.297 (12, 7)				F4-3 1B										2	0	0	0	0	0	2		
Bill Buckner, L OBP: 0.349, SLG: 0.481 (1, 3)	K													6	1	2	1	0	1	2		
Leon Durham, L OBP: 0.353, SLG: 0.479 (1, 9)		G3				6-3								6	1	2	0	0	0	1		
Bobby Bonds, R OBP: 0.200, SLG: 0.400 (1, 8)		F7												5	0	1	2	0	0	2		
Jerry Morales, R OBP: 0.261, SLG: 0.343 (1, 7)														4	0	0	0	0	0	1		
Lynn McGlothen, L OBP: 0.083, SLG: 0.167 (13, 1)														0	0	0	0	0	0	0		
Mike Griffin, R OBP: 0.286, SLG: 0.167 (13, PH)														0	0	0	0	1	0	0		
Randy Martz, L OBP: 0.286, SLG: 0.167 (13, PR)														0	0	0	0	0	0	0		
Willie Hernandez, L OBP: 0.286, SLG: 0.167 (13, PR)														0	0	0	0	0	0	0		
Ken Reitz, R OBP: 0.270, SLG: 0.302 (1, 5)				F9										5	0	0	0	1	1	4		
Jody Davis, R OBP: 0.327, SLG: 0.348 (1, 2)														3	0	1	0	1	0	2		
Lee Smith, R OBP: 0.327, SLG: 0.348 (11, 1)														0	0	0	0	0	0	0		
Doug Capilla, L OBP: 0.327, SLG: 0.348 (11, 1)														0	0	0	0	0	0	0		
Rawly Eastwick, R OBP: 0.400, SLG: 0.800 (12, 4)														1	1	1	0	0	0	0		
Mike Krukow, R OBP: 0.292, SLG: 0.368 (1, 1)														0	0	0	0	0	0	0		
Bill Caudill, R OBP: 0.292, SLG: 0.368 (1, 1)														1	0	0	0	0	0	0		
Mike Cabbage, L OBP: 0.293, SLG: 0.297 (6, PH)														0	0	0	0	0	0	0		
Mike Jorgensen, L OBP: 0.313, SLG: 0.438 (11, PH)														1	0	0	0	0	0	1		
Dick Tidrow, R OBP: 0.292, SLG: 0.368 (1, 1)														0	0	0	0	0	0	0		
Tim Lincecum, S OBP: 0.292, SLG: 0.368 (1, 1)														2	1	2	1	0	0	0		
Inning Stats	R: 0 E: 0 K: 2 S: 7	H: 0 LOB: 0 BB: 0 P: 7	R: 0 E: 0 K: 0 S: 3	H: 0 LOB: 0 BB: 0 P: 3	R: 0 E: 0 K: 0 S: 4	H: 1 LOB: 1 BB: 0 P: 4	R: 0 E: 0 K: 0 S: 3	H: 1 LOB: 0 BB: 0 P: 3	R: 0 E: 0 K: 0 S: 3	H: 0 LOB: 0 BB: 1 P: 7	R: 0 E: 0 K: 0 S: 3	H: 0 LOB: 0 BB: 0 P: 3	R: 3 E: 0 K: 0 S: 6	H: 3 LOB: 2 BB: 1 P: 11	R: 1 E: 0 K: 0 S: 4	H: 2 LOB: 0 BB: 0 P: 4	R: 0 E: 1 K: 0 S: 4	H: 1 LOB: 2 BB: 1 P: 8	1B: 7 2B: 2 3B: 0 HR: 1	SF: 0 SAC: 2 DP: 1 HBP: 1	WP: 0 PB: 1 SB: 0 CS: 0	PA: 52
PITCHER	IP	WLS	BF	H	R	ER	SO	BB	IBB	HBP	BLK	WP	HR	S	P	ERA	WHIP					
Mike Scott, R ERA: 3.97	7.0		23	3	1	1	3	0	0	0	0	0	0	10	18	0.00	0.667					
Pete Falcone, L ERA: 2.85	3.0	12	1	0	0	0	1	1	0	0	0	0	0	3	7	27.00	3.000					
Neil Allen, R ERA: 3.56	0.2	4	1	2	2	0	0	0	0	0	0	0	0	1	1	∞	∞					
Ray Seearge, L ERA: 4.5	0.0	1	1	0	0	0	0	0	0	0	0	0	0	1	1	∞	∞					
Dyar Miller, R ERA: 3.19	1.1	W	7	3	2	2	0	0	0	1	0	0	0	6	7	13.50	2.250					
PITCHER	IP	WLS	BF	H	R	ER	SO	BB	IBB	HBP	BLK	WP	HR	S	P	ERA	WHIP					
Greg Harris, R ERA: 4.03	13.1		5	1	0	0	0	0	1	0	0	0	0	4	8	0.00	2.000					

New York Mets @ Chicago Cubs
Wrigley Field, Chicago, IL
Mon Aug 10 1981, 3:33 AM CDT
Att: 7,551 - Cloudy - 74 F

AB 45
R 5
H 10
RBI 4
BB 4
SO 3
LOB 16



Batter	1	2	3	4	5	6	7	8	9	AB	R	H	RBI	BB	SO	LOB	TOP					
Mookie Wilson, S OBP: 0.342, SLG: 0.389	F8		F8							4	0	2	0	1	0	0	New York Mets @ Chicago Cubs Wrigley Field, Chicago, IL Tue Aug 11 1981, 3:33 AM CDT Att: 10,250 - Sunny - 75 F					
Frank Taveras, R OBP: 0.263, SLG: 0.315	5-3									5	1	2	0	0	0	4						
Joel Youngblood, R OBP: 0.407, SLG: 0.552			5-3							4	0	1	0	1	1	2						
Dave Kingman, R OBP: 0.349, SLG: 0.503										3	1	1	1	2	1	1						
Mike Jorgensen, L OBP: 0.313, SLG: 0.438										0	0	0	0	0	0	0						
Ellis Valentine, R OBP: 0.250, SLG: 0.320	FC6-4									4	2	1	0	1	0	4						
Hubie Brooks, R OBP: 0.326, SLG: 0.358										4	0	2	2	0	0	0						
John Stearns, R OBP: 0.326, SLG: 0.323										5	0	2	0	0	0	2						
Doug Flynn, R OBP: 0.269, SLG: 0.332										4	0	1	1	0	0	3						
Pat Zachry, R OBP: 0.232, SLG: 0.200										2	0	0	0	0	2	1						
Pete Falcone, L OBP: 0.275, SLG: 0.307										0	0	0	0	0	0	0						
Lee Mazzilli, S OBP: 0.300, SLG: 0.357										1	0	0	0	0	0	0						
Ray Searage, L OBP: 0.225, SLG: 1.000										1	0	1	0	0	0	0						
Neil Allen, R OBP: 0.300, SLG: 1.500										0	0	0	0	0	0	0						
Alex Trevino, R OBP: 0.340, SLG: 0.298										0	0	0	0	0	0	0						
Inning Stats	R: 0 E: 0 K: 0 S: 4	H: 1 LOB: 2 BB: 1 P: 8	R: 0 E: 0 K: 1 S: 6	H: 2 LOB: 1 BB: 0 P: 6	R: 0 E: 0 K: 1 S: 6	H: 1 LOB: 1 BB: 0 P: 6	R: 0 E: 0 K: 0 S: 4	H: 1 LOB: 1 BB: 0 P: 4	R: 1 E: 0 K: 1 S: 7	H: 3 LOB: 2 BB: 1 P: 11	R: 0 E: 0 K: 0 S: 3	H: 0 LOB: 0 BB: 0 P: 3	R: 0 E: 0 K: 1 S: 6	H: 1 LOB: 1 BB: 0 P: 6	R: 2 E: 0 K: 0 S: 6	H: 3 LOB: 3 BB: 2 P: 14	R: 1 E: 0 K: 0 S: 4	H: 1 LOB: 1 BB: 1 P: 8	1B: 11 2B: 2 3B: 0 HR: 0	SF: 1 SAC: 0 DP: 1 HBP: 0	WP: 0 PB: 0 SB: 1 CS: 0	PA: 43
PITCHER	IP WLS BF H R ER SO BB IBB HBP BLK WP HR S P ERA WHIP																					
Randy Martz, R ERA: 4.31	(1, 1) 4.2 22 8 1 1 3 2 0 0 0 0 0 0 26 34 1.93 2.143																					
Lee Smith, R ERA: 4.15	(5, 1) 2.1 L 10 2 2 2 1 1 0 0 0 0 0 0 11 15 7.71 1.286																					
Dick Tidrow, R ERA: 4.03	(8, 1) 0.2 4 2 0 0 0 0 0 0 0 0 0 0 4 4 0.00 3.000																					
Doug Capilla, L ERA: 2.23	(8, 1) 0.0 1 0 0 0 0 1 0 0 0 0 0 0 0 4 ∞ ∞																					
Mike Griffin, R ERA: 2.84	(8, 1) 1.1 6 1 1 1 0 1 0 0 0 0 0 0 5 9 6.75 1.500																					

AB	37
R	4
H	13
RBI	4
BB	5
SO	4
LOB	17



Batter	1	2	3	4	5	6	7	8	9	AB	R	H	RBI	BB	SO	LOB	BOTTOM					
Ivan De Jesus, R OBP: 0.269, SLG: 0.188			SF8							2	0	2	2	1	0	0	New York Mets @ Chicago Cubs Wrigley Field, Chicago, IL Tue Aug 11 1981, 3:33 AM CDT Att: 10,250 - Sunny - 75 F					
Steve Henderson, R OBP: 0.371, SLG: 0.421										3	0	1	0	0	0	2						
Bill Buckner, L OBP: 0.343, SLG: 0.472										4	0	0	0	0	0	2						
Leon Durham, L OBP: 0.358, SLG: 0.482										3	0	2	0	0	0	0						
Jerry Morales, R OBP: 0.356, SLG: 0.340										1	0	0	0	0	1	1						
Bobby Bonds, R OBP: 0.333, SLG: 0.375										3	0	1	0	1	1	1						
Jody Davis, R OBP: 0.321, SLG: 0.340										4	0	1	0	0	0	2						
Ken Reitz, R OBP: 0.275, SLG: 0.307										4	0	2	0	0	0	1						
Tye Waller, R OBP: 0.400, SLG: 0.800										0	0	0	0	0	0	0						
Steve Dillard, R OBP: 0.300, SLG: 0.357										3	2	1	0	0	0	1						
Mike Lum, L OBP: 0.286, SLG: 0.289										1	0	0	0	0	0	1						
Randy Martz, L OBP: 0.286, SLG: 0.167										0	0	0	0	0	0	0						
Lee Smith, R ERA: 4.15	(5, 1)																					
Dick Tidrow, R ERA: 4.03	(8, 1)																					
Doug Capilla, L ERA: 2.23	(8, 1)																					
Mike Griffin, R ERA: 2.84	(8, 1)																					
Inning Stats	R: 0 E: 0 K: 0 S: 3	H: 1 LOB: 0 BB: 0 P: 3	R: 0 E: 0 K: 1 S: 6	H: 1 LOB: 1 BB: 0 P: 6	R: 1 E: 0 K: 0 S: 5	H: 2 LOB: 1 BB: 0 P: 5	R: 0 E: 0 K: 0 S: 3	H: 1 LOB: 0 BB: 0 P: 3	R: 1 E: 0 K: 0 S: 5	H: 2 LOB: 1 BB: 0 P: 5	R: 0 E: 0 K: 0 S: 4	H: 2 LOB: 1 BB: 0 P: 4	R: 0 E: 0 K: 1 S: 5	H: 0 LOB: 0 BB: 0 P: 5	R: 0 E: 0 K: 1 S: 5	H: 0 LOB: 1 BB: 1 P: 9	R: 0 E: 0 K: 0 S: 3	H: 1 LOB: 1 BB: 1 P: 7	1B: 9 2B: 1 3B: 0 HR: 0	SF: 1 SAC: 3 DP: 3 HBP: 0	WP: 0 PB: 0 SB: 0 CS: 1	PA: 35
PITCHER	IP WLS BF H R ER SO BB IBB HBP BLK WP HR S P ERA WHIP																					
Pat Zachry, R ERA: 4.13	(1, 1) 5.0 20 7 2 2 2 0 0 0 0 0 0 0 4 4 0.00 2.000																					
Pete Falcone, L ERA: 2.79	(6, 1) 1.0 4 2 0 0 0 0 0 0 0 0 0 0 4 4 0.00 2.000																					
Ray Searage, L ERA: 2.25	(7, 1) 2.0 W 8 0 0 0 2 2 0 0 0 0 0 0 10 18 0.00 1.000																					
Neil Allen, R ERA: 3.44	(9, 1) 1.0 S 3 1 0 0 0 0 0 0 0 0 0 0 3 3 0.00 1.000																					

AB	29
R	2
H	10
RBI	2
BB	2
SO	3
LOB	11



Batter	1	2	3	4	5	6	7	8	9	AB	R	H	RBI	BB	SO	LOB	TOP				
Mookie Wilson, S (1, 8) OBP: 0.357, SLG: 0.397	4-3		FC5 1-2		F7			2B		4	0	2	0	0	0	0	New York Mets @ Chicago Cubs Wrigley Field, Chicago, IL Thu Aug 13 1981, 3:33 AM CDT Att: 7,412 - Sunny - 82 F				
Frank Taveras, R (1, 6) OBP: 0.294, SLG: 0.310			FC5 1-2 2-3F		6-3			K		4	0	1	0	0	1	3					
Joel Youngblood, R (1, 7) OBP: 0.396, SLG: 0.532	F8		FC5-4 1-2				L8	F8		4	0	0	0	0	0	4					
Dave Kingman, R (1, 3) OBP: 0.352, SLG: 0.505	1-3			P2			F8	L4		4	0	0	0	0	0	2					
Ellis Valentine, R (1, 9) OBP: 0.248, SLG: 0.330			F7		K			K		4	0	1	0	0	2	0					
Hubie Brooks, R (1, 5) OBP: 0.342, SLG: 0.401	4-3				HR			K		4	1	2	1	0	1	1					
John Stearns, R (1, 2) OBP: 0.322, SLG: 0.314					CS BB		FC4-6 1B	G4-6-3		3	0	1	0	1	0	2					
Doug Flynn, R (1, 4) OBP: 0.268, SLG: 0.328	CS		F6-3 1-2		FC5-4 1-2			G4-6-3 1B		3	0	1	0	0	0	1					
Greg Harris, S (1, 1) OBP: 0.091, SLG: 0.091					4-3			G4-6-3		1	0	1	0	0	0	0					
Mike Cubbage, L (5, PH) OBP: 0.290, SLG: 0.250										1	0	0	0	0	0	0					
Ray Seearge, L (5, 1) OBP: 1.000, SLG: 1.000										0	0	0	0	0	0	0					
Rusty Staub, L (7, PH) OBP: 0.392, SLG: 0.418										1	0	0	0	0	0	2					
Dyar Miller, R (7, 1) OBP: 0.333, SLG: 0.333										0	0	0	0	0	0	0					
Inning Stats	R: 0 E: 0 K: 0 S: 4	H: 1 LOB: 1 BB: 0 P: 4	R: 0 E: 0 K: 0 S: 2	H: 0 LOB: 0 BB: 1 P: 6	R: 0 E: 0 K: 0 S: 5	H: 2 LOB: 2 BB: 0 P: 5	R: 1 E: 0 K: 1 S: 7	H: 2 LOB: 1 BB: 0 P: 7	R: 0 E: 0 K: 1 S: 5	H: 0 LOB: 0 BB: 0 P: 5	R: 0 E: 0 K: 0 S: 4	H: 2 LOB: 1 BB: 0 P: 4	R: 0 E: 0 K: 1 S: 6	H: 1 LOB: 1 BB: 0 P: 6	R: 0 E: 0 K: 1 S: 5	H: 1 LOB: 0 BB: 0 P: 5		1B: 7 2B: 1 3B: 0 HR: 1	SF: 0 SAC: 0 DP: 2 HBP: 0	WP: 0 PB: 0 SB: 1 CS: 1	PA: 35
PITCHER	IP WLS BF H R ER SO BB IBB HBP BLK WP HR S P ERA WHIP																				
Doug Bird, R (1, 1) ERA: 2.62	5.0 W 20 5 1 1 1 1 1 0 0 0 0 0 1 21 25 1.80 1.200																				
Mike Griffin, R (6, 1) ERA: 1.74	4.0 S 14 4 0 0 3 0 0 0 0 0 0 0 0 20 20 0.00 1.000																				


AB	33
R	1
H	9
RBI	1
BB	1
SO	4
LOB	15



Batter	1	2	3	4	5	6	7	8	9	AB	R	H	RBI	BB	SO	LOB	BOTTOM				
Ivan De Jesus, R (1, 6) OBP: 0.271, SLG: 0.191	5-3		6-3		F4			CS 1B		4	0	1	0	0	0	0	New York Mets @ Chicago Cubs Wrigley Field, Chicago, IL Thu Aug 13 1981, 3:33 AM CDT Att: 7,412 - Sunny - 82 F				
Steve Henderson, R (1, 7) OBP: 0.377, SLG: 0.413	5-3			1B HR BB	F4-3 BB			F3-6-4 BB		1	2	0	0	3	0	0					
Bill Buckner, L (1, 3) OBP: 0.336, SLG: 0.458	P5			F4-3 1-2	L8			F3-6-4 1-2		4	0	0	0	0	0	3					
Bobby Bonds, R (1, 8) OBP: 0.500, SLG: 0.667								L6		1	1	1	0	1	0	0					
Tye Wailer, F (8, 8) OBP: 0.286, SLG: 0.571										1	0	0	0	0	0	0					
Hector Cruz, R (1, 9) OBP: 0.363, SLG: 0.557										2	0	1	1	1	1	2					
Mike Griffin, R (6, 1) ERA: 1.74										1	0	0	0	0	1	0					
Jody Davis, R (1, 2) OBP: 0.313, SLG: 0.379										4	1	1	3	0	2	4					
Ken Reitz, R (1, 5) OBP: 0.272, SLG: 0.302										3	0	0	0	0	2	1					
Steve Dillard, R (1, 4) OBP: 0.289, SLG: 0.363										3	1	1	0	0	0	0					
Doug Bird, R (1, 1) ERA: 2.62										1	0	0	0	0	1	0					
Jerry Morales, R (5, PH) OBP: 0.358, SLG: 0.361										2	1	1	2	0	0	0					
Inning Stats	R: 0 E: 0 K: 0 S: 3	H: 0 LOB: 0 BB: 0 P: 3	R: 0 E: 0 K: 0 S: 2	H: 0 LOB: 1 BB: 1 P: 7	R: 0 E: 0 K: 1 S: 5	H: 0 LOB: 0 BB: 0 P: 5	R: 3 E: 0 K: 2 S: 9	H: 2 LOB: 0 BB: 1 P: 13	R: 3 E: 0 K: 1 S: 8	H: 3 LOB: 2 BB: 2 P: 16	R: 0 E: 0 K: 1 S: 5	H: 0 LOB: 0 BB: 0 P: 5	R: 0 E: 0 K: 0 S: 2	H: 1 LOB: 0 BB: 1 P: 6	R: 0 E: 0 K: 2 S: 7	H: 0 LOB: 0 BB: 0 P: 7		1B: 2 2B: 1 3B: 1 HR: 2	SF: 0 SAC: 0 DP: 2 HBP: 1	WP: 0 PB: 0 SB: 1 CS: 1	PA: 33
PITCHER	IP WLS BF H R ER SO BB IBB HBP BLK WP HR S P ERA WHIP																				
Greg Harris, R (1, 1) ERA: 4.36	4.0 L 16 2 3 3 3 3 2 0 0 0 0 0 1 19 28 6.75 1.000																				
Ray Seearge, L (5, 1) ERA: 6.0	2.0 11 3 3 3 2 2 0 0 0 0 0 1 13 21 13.50 2.500																				
Dyar Miller, R (7, 1) ERA: 3.0	2.0 6 1 0 0 2 1 0 0 0 0 0 0 9 13 0.00 1.000																				

AB	27
R	6
H	6
RBI	6
BB	5
SO	7
LOB	10



Batter	1	2	3	4	5	6	7	8	9	AB	R	H	RBI	BB	SO	LOB	TOP			
Pete Rose, S OBP: 0.382, SLG: 0.420 Del Unser, L OBP: 0.368, SLG: 0.333	0-0 1B 1B		0-0 HR 1B	0-0 F7		0-0 SF8		0-0 F4-3	4 2 2 1 0 0 2 0 0 0 0 0 0 0											
Bake McBride, L OBP: 0.363, SLG: 0.424 Mike Proly, R (7, 1)	0-0 F8		0-0 F7		0-0 F5	0-0 F2		0-3 K	4 0 0 0 0 0 2 1 0 0 0 0 1 0											
Mike Schmidt, R OBP: 0.395, SLG: 0.624 John Vukovich, R (9, PR) (9, 5)	0-0 F3		0-0 HR		4-0 HR BB		0-0 F9	4-0 BB	3 2 1 2 2 0 1 0 0 0 0 0 0 0											
Gary Matthews, R OBP: 0.382, SLG: 0.425	0-0 1B 1B		0-3 K		4-0 HR BB		0-0 2B	0-0 F9	4 2 2 0 1 1 1											
Keith Moreland, R OBP: 0.292, SLG: 0.448	0-0 1B		0-0 F8		0-0 BB		0-0 5-3		4 1 2 5 0 0 1											
Gary Maddox, R OBP: 0.311, SLG: 0.369	0-3 K		0-0 F8		0-0 F8		0-0 5-3		4 0 0 0 0 1 2											
Manny Trillo, R OBP: 0.330, SLG: 0.361		0-0 P5		4-0 SH1-4 1B BB	0-0 F4-3		0-0 F4-3		3 0 0 0 1 0 0											
Larry Bowa, S OBP: 0.311, SLG: 0.315	0-0 F7		0-0 1B		0-0 SH5-4 2B	0-0 SF8		0-0 F6-4-3 1B	4 1 3 0 0 0 0											
Larry Christenson, R OBP: 0.154, SLG: 0.125 Dick Davis, R OBP: 0.449, SLG: 0.492	0-3 K		0-0 SH1-4		0-0 SH5-4		0-0 F6-4-3 1B		1 0 0 0 0 1 0 1 0 0 0 0 0 1											
Inning Stats	R: 2 E: 0 K: 1 S: 8	H: 3 LOB: 1 BB: 0 P: 8	R: 0 E: 0 K: 1 S: 5	H: 0 LOB: 0 BB: 0 P: 5	R: 2 E: 0 K: 1 S: 7	H: 2 LOB: 0 BB: 0 P: 7	R: 0 E: 0 K: 0 S: 4	H: 1 LOB: 2 BB: 1 P: 8	R: 3 E: 0 K: 0 S: 4	H: 1 LOB: 0 BB: 0 P: 4	R: 0 E: 0 K: 0 S: 4	H: 1 LOB: 1 BB: 0 P: 4	R: 0 E: 0 K: 0 S: 3	H: 1 LOB: 0 BB: 0 P: 3	R: 0 E: 0 K: 1 S: 5	H: 0 LOB: 1 BB: 1 P: 9	1B: 6 2B: 2 3B: 0 HR: 2	SF: 1 SAC: 2 DP: 1 HBP: 0	WP: 0 PB: 0 SB: 0 CS: 0	PA: 40
PITCHER	IP WLS BF H R ER SO BB IBB HBP BLK WP HR S P ERA WHIP	IP WLS BF H R ER SO BB IBB HBP BLK WP HR S P ERA WHIP																		
Mike Scott, R ERA: 4.5	(1, 1) 5.0 L 25 7 7 7 3 3 0 0 0 0 0 2 28 40 12.60 2.000	(6, 1) 2.0 8 2 1 1 0 0 0 0 0 0 0 0 8 8 4.50 1.000	(8, 1) 2.0 7 1 0 0 1 1 0 0 0 0 0 0 8 12 0.00 1.000																	

Philadelphia Phillies @ New York Mets
Shea Stadium, Flushing, NY
Fri Aug 14 1981, 7:05 PM EDT
Att: 34,136 - Unknown

AB 33
R 8
H 10
RBI 8
BB 4
SO 4
LOB 10



Batter	1	2	3	4	5	6	7	8	9	AB	R	H	RBI	BB	SO	LOB	BOTTOM					
Mookie Wilson, S OBP: 0.360, SLG: 0.400	0-0 S 1B 1B		0-3 K		0-0 1B		0-0 F8		4 1 2 1 0 1 0													
Frank Taveras, R OBP: 0.277, SLG: 0.302	0-3 K		0-3 F2		0-0 K		0-3 K		4 0 0 0 0 3 2													
Joel Youngblood, R OBP: 0.388, SLG: 0.531 Lee Mazzilli, S OBP: 0.325, SLG: 0.324	0-0 CS 1B		0-0 5-3		4-0 BB		0-0 G1		2 0 1 1 0 0 0 1 0 0 0 1 0 0													
Dave Kingman, R OBP: 0.351, SLG: 0.516	0-3 K		0-0 HR		0-0 F8		0-0 5-3		4 1 1 1 0 1 2													
Ellis Valentine, R OBP: 0.248, SLG: 0.321	0-0 1-3		0-0 F8		0-3 K		0-0 E BB		3 0 0 0 1 1 1													
Hubie Brooks, R OBP: 0.340, SLG: 0.398	0-3 K		0-0 2B 1B		0-3 K		0-0 E4 G6-4-3		4 1 1 0 0 2 2													
John Stearns, R OBP: 0.320, SLG: 0.319	0-0 6-3		0-0 3-1 1B 2B		0-0 6-3		0-0 G6-4-3		4 1 1 1 0 0 2													
Doug Flynn, R OBP: 0.264, SLG: 0.323	0-0 F6-3		0-0 K		0-0 F6-3		0-0 F6-3		3 0 0 0 0 1 1													
Mike Scott, R OBP: 0.143, SLG: 0.042 Mike Cubbage, L OBP: 0.279, SLG: 0.243 Pete Falcone, L (7, PH) Ron Hodges, L OBP: 0.429, SLG: 0.526 Ray Searage, L OBP: 1.000, SLG: 1.000	0-3 K		0-0 3-1		0-0 4-3		0-0 4-3		1 0 0 0 0 1 0 1 0 0 0 0 0 1 0 0 0 0 0 0 0 1 0 0 0 0 0 0 0 0 0 0 0 0 0													
Inning Stats	R: 1 E: 0 K: 2 S: 8	H: 2 LOB: 0 BB: 0 P: 8	R: 0 E: 0 K: 1 S: 5	H: 0 LOB: 0 BB: 0 P: 5	R: 0 E: 0 K: 2 S: 7	H: 0 LOB: 0 BB: 0 P: 7	R: 1 E: 0 K: 1 S: 6	H: 1 LOB: 0 BB: 0 P: 6	R: 2 E: 0 K: 1 S: 8	H: 3 LOB: 1 BB: 0 P: 8	R: 0 E: 0 K: 2 S: 7	H: 0 LOB: 1 BB: 1 P: 11	R: 0 E: 0 K: 0 S: 3	H: 0 LOB: 0 BB: 0 P: 3	R: 0 E: 0 K: 1 S: 5	H: 0 LOB: 0 BB: 0 P: 5	R: 0 E: 1 K: 0 S: 3	H: 0 LOB: 1 BB: 1 P: 7	1B: 4 2B: 1 3B: 0 HR: 1	SF: 0 SAC: 0 DP: 1 HBP: 0	WP: 0 PB: 0 SB: 1 CS: 1	PA: 34
PITCHER	IP WLS BF H R ER SO BB IBB HBP BLK WP HR S P ERA WHIP	IP WLS BF H R ER SO BB IBB HBP BLK WP HR S P ERA WHIP																				
Larry Christenson, R ERA: 4.02	(1, 1) 6.0 W 24 6 4 4 9 1 0 0 0 0 0 11 45 6.00 1.167	(7, 1) 3.0 S 10 0 0 0 1 1 0 0 0 0 0 11 15 0.00 0.333																				

Philadelphia Phillies @ New York Mets
Shea Stadium, Flushing, NY
Fri Aug 14 1981, 7:05 PM EDT
Att: 34,136 - Unknown

AB 32
R 4
H 6
RBI 4
BB 2
SO 10
LOB 11



Batter	1	2	3	4	5	6	7	8	9	AB	R	H	RBI	BB	SO	LOB	TOP	
Pete Rose, S OBP: 0.376, SLG: 0.413 (1, 3)	F4-3		K			F7		FC6-4		4	0	0	0	0	1	1	Philadelphia Phillies @ New York Mets Shea Stadium, Flushing, NY Sat Aug 15 1981, 7:05 PM EDT Att: 14,309 - Unknown AB 30 R 1 H 3 RBI 1 BB 1 SO 6 LOB 6	
Greg Gross, L OBP: 0.354, SLG: 0.358 (1, 7)	1-3		3-1			L6		F8		2	0	0	0	0	0	0		
Gary Matthews, R OBP: 0.379, SLG: 0.421 (6, PH)										2	0	0	0	0	0	0		
Bake McBride, L OBP: 0.347, SLG: 0.404 (1, 9)	F8		6-3			3-1		F7		4	0	0	0	0	0	0		
Mike Schmidt, R OBP: 0.389, SLG: 0.613 (1, 5)			K			F8		F8		4	0	0	0	0	1	0		
Keith Moreland, R OBP: 0.280, SLG: 0.429 (1, 2)	F8					K		P6		3	0	0	0	0	1	0		
Gary Maddox, R OBP: 0.307, SLG: 0.364 (1, 8)						F4-3		1-3		3	1	0	0	0	0	0		
Manny Trillo, R OBP: 0.340, SLG: 0.374 (1, 4)										2	0	2	0	1	0	0		
Larry Bowa, S OBP: 0.312, SLG: 0.315 (1, 6)						F4-3		K		3	0	1	1	0	1	2		
Nino Espinosa, R OBP: 0.158, SLG: 0.158 (1, 1)										2	0	0	0	0	1	2		
Ron Reed, R OBP: 0.333, SLG: 0.333 (7, 1)										0	0	0	0	0	0	0		
Del Unser, L OBP: 0.359, SLG: 0.323 (6, PH)	FC6-4					K		K		1	0	0	0	0	1	1		
Tug McGraw, R OBP: 0.359, SLG: 0.323 (8, 1)										0	0	0	0	0	0	0		
Inning Stats	R: 0 E: 0 K: 0 S: 3	H: 0 LOB: 0 BB: 0 P: 3	R: 1 E: 1 K: 1 S: 8	H: 2 LOB: 2 BB: 0 P: 8	R: 0 E: 0 K: 1 S: 5	H: 0 LOB: 0 BB: 0 P: 5	R: 0 E: 0 K: 1 S: 5	H: 1 LOB: 0 BB: 0 P: 5	R: 0 E: 0 K: 0 S: 3	H: 0 LOB: 0 BB: 0 P: 3	R: 0 E: 0 K: 2 S: 7	H: 0 LOB: 1 BB: 1 P: 11	R: 0 E: 0 K: 0 S: 3	H: 0 LOB: 0 BB: 0 P: 3	1B: 2 2B: 1 3B: 0 HR: 0	SF: 0 SAC: 0 DP: 0 HBP: 0	WP: 0 PB: 0 SB: 0 CS: 1	PA: 31
PITCHER	IP WLS BF H R ER SO BB IBB HBP BLK WP HR S P ERA WHIP																	
Terry Leach, R ERA: 3.0 (1, 1)	5.0	18	3	1	0	4	0	0	0	0	0	0	0	0	26	26	0.00	0.600
Pete Falcone, L ERA: 2.74 (6, 1)	2.0	W	6	0	0	0	0	0	0	0	0	0	0	0	6	6	0.00	0.000
Neil Allen, R ERA: 3.0 (8, 1)	2.0	S	7	0	0	0	2	1	0	0	0	0	0	0	10	14	0.00	0.500

Batter	1	2	3	4	5	6	7	8	9	AB	R	H	RBI	BB	SO	LOB	BOTTOM			
Mookie Wilson, S OBP: 0.369, SLG: 0.405 (1, 8)	4-3		CS			G4-6-3		E		3	0	2	0	1	0	0	Philadelphia Phillies @ New York Mets Shea Stadium, Flushing, NY Sat Aug 15 1981, 7:05 PM EDT Att: 14,309 - Unknown AB 30 R 3 H 10 RBI 3 BB 3 SO 4 LOB 14			
Frank Taveras, R OBP: 0.277, SLG: 0.297 (1, 6)	L6		CS		F8	G4-6-3				3	0	0	0	1	0	1				
Hubie Brooks, R OBP: 0.338, SLG: 0.400 (1, 5)	L7				2-3					4	0	1	0	0	1	2				
Dave Kingman, R OBP: 0.353, SLG: 0.515 (1, 3)					F2			F8		4	0	2	0	0	0	0				
Ellis Valentine, R OBP: 0.256, SLG: 0.336 (1, 9)										4	1	2	0	0	0	3				
Lee Mazzilli, S OBP: 0.329, SLG: 0.333 (1, 7)										4	1	2	1	0	1	2				
John Stearns, R OBP: 0.325, SLG: 0.326 (1, 2)										3	1	1	1	1	0	2				
Doug Flynn, R OBP: 0.260, SLG: 0.318 (1, 4)										3	0	0	0	0	1	3				
Terry Leach, R ERA: 5.56 (5, PH)										1	0	0	0	0	0	0				
Mike Jorgensen, L ERA: 2.59 (7, PH)										1	0	0	0	0	1	1				
Pete Falcone, L OBP: 0.388, SLG: 0.418 (8, 1)										0	0	0	0	0	0	0				
Rusty Staub, L OBP: 0.388, SLG: 0.418 (7, PH)										0	0	0	1	0	0	0				
Neil Allen, R OBP: 0.300, SLG: 1.500 (8, 1)										0	0	0	0	0	0	0				
Inning Stats	R: 0 E: 0 K: 0 S: 3	H: 0 LOB: 0 BB: 0 P: 3	R: 0 E: 0 K: 0 S: 4	H: 1 LOB: 1 BB: 0 P: 4	R: 0 E: 0 K: 1 S: 4	H: 0 LOB: 0 BB: 1 P: 8	R: 0 E: 0 K: 0 S: 3	H: 0 LOB: 0 BB: 0 P: 3	R: 1 E: 0 K: 1 S: 7	H: 2 LOB: 1 BB: 0 P: 7	R: 0 E: 0 K: 0 S: 5	H: 3 LOB: 2 BB: 0 P: 5	R: 2 E: 0 K: 1 S: 8	H: 3 LOB: 2 BB: 1 P: 12	R: 0 E: 0 K: 1 S: 6	H: 1 LOB: 2 BB: 1 P: 10	1B: 6 2B: 4 3B: 0 HR: 0	SF: 1 SAC: 1 DP: 1 HBP: 0	WP: 0 PB: 0 SB: 1 CS: 1	PA: 36
PITCHER	IP WLS BF H R ER SO BB IBB HBP BLK WP HR S P ERA WHIP																			
Nino Espinosa, R ERA: 5.56 (1, 1)	6.2	L	29	9	3	3	2	2	0	0	0	0	0	0	31	39	4.05	1.650		
Ron Reed, R ERA: 2.59 (7, 1)	0.1		1	0	0	0	1	0	0	0	0	0	0	3	3	0.00	0.000			
Tug McGraw, L ERA: 3.55 (8, 1)	1.0		5	1	0	0	1	0	1	0	0	0	0	6	10	0.00	1.000			

Batter	1	2	3	4	5	6	7	8	9	AB	R	H	RBI	BB	SO	LOB	TOP					
Pete Rose, S OBP: 0.377, SLG: 0.413 (1, 3)										5	0	2	0	0	0	2	Philadelphia Phillies @ New York Mets Shea Stadium, Flushing, NY Sun Aug 16 1981, 3:33 AM EDT Att: 21,635 - Unknown					
Manny Trillo, R OBP: 0.343, SLG: 0.373 (1, 4)										3	0	1	0	1	0	0						
Del Unser, L OBP: 0.350, SLG: 0.313 (9, PH)										3	1	1	0	1	0	2						
Gary Matthews, R OBP: 0.381, SLG: 0.420 (1, 7)										4	1	1	1	0	0	5						
Mike Schmidt, R OBP: 0.387, SLG: 0.620 (1, 5)										4	0	1	1	0	0	4						
Bake McBride, L OBP: 0.343, SLG: 0.409 (1, 9)										4	0	1	1	0	0	4						
Gary Maddox, R OBP: 0.306, SLG: 0.362 (1, 8)										4	0	1	0	0	3	2						
Larry Bowa, S OBP: 0.311, SLG: 0.318 (1, 6)										4	0	1	0	0	1	2						
Bob Boone, R OBP: 0.303, SLG: 0.327 (1, 2)										3	0	1	0	1	0	3						
Luis Aguayo, R OBP: 0.226, SLG: 0.184 (9, PR)										0	0	0	0	0	0	0						
Dick Ruthven, R OBP: 0.176, SLG: 0.219 (1, 1)										2	0	0	0	0	1	3						
Dickie Noles, R OBP: 0.363, SLG: 0.358 (7, PH)										0	0	0	0	0	0	0						
Greg Gross, L OBP: 0.333, SLG: 0.333 (7, 1)										0	0	0	0	1	0	0						
Sparky Lyle, L OBP: 0.443, SLG: 0.484 (9, PH)										1	0	0	0	0	0	1						
Inning Stats	R: 0 E: 0 K: 0 S: 4	H: 1 LOB: 2 BB: 1 P: 8	R: 0 E: 0 K: 1 S: 5	H: 0 LOB: 1 BB: 1 P: 9	R: 0 E: 0 K: 0 S: 3	H: 0 LOB: 0 BB: 0 P: 3	R: 1 E: 1 K: 2 S: 10	H: 2 LOB: 2 BB: 0 P: 10	R: 0 E: 0 K: 0 S: 4	H: 2 LOB: 2 BB: 1 P: 8	R: 0 E: 0 K: 1 S: 5	H: 1 LOB: 0 BB: 0 P: 5	R: 0 E: 0 K: 0 S: 2	H: 0 LOB: 0 BB: 1 P: 6	R: 1 E: 0 K: 0 S: 7	H: 2 LOB: 1 BB: 0 P: 7	R: 0 E: 0 K: 0 S: 4	H: 1 LOB: 1 BB: 0 P: 4	1B: 6 2B: 3 3B: 0 HR: 1	SF: 0 SAC: 0 DP: 2 HBP: 0	WP: 0 PB: 0 SB: 0 CS: 0	PA: 38
PITCHER	IP WLS BF H R ER SO BB IBB HBP BLK WP HR S P ERA WHIP																					
Pat Zachry, R ERA: 3.96 (1, 1)	6.0 W 26 6 1 1 4 3 0 0 0 0 1 31 43 1.50 1.500																					
Dan Boitano, R ERA: 4.5 (7, 1)	2.0 9 3 1 1 1 1 0 0 0 0 0 10 14 4.50 2.000																					
Neil Allen, R ERA: 2.93 (9, 1)	1.0 S 3 0 0 0 0 0 0 0 0 0 0 3 3 0.00 0.000																					

Batter	1	2	3	4	5	6	7	8	9	AB	R	H	RBI	BB	SO	LOB	BOTTOM			
Mookie Wilson, S OBP: 0.361, SLG: 0.395 (1, 8)										4	0	0	0	0	2	2	Philadelphia Phillies @ New York Mets Shea Stadium, Flushing, NY Sun Aug 16 1981, 3:33 AM EDT Att: 21,635 - Unknown			
Frank Taveras, R OBP: 0.276, SLG: 0.296 (1, 6)										4	0	1	0	0	0	0				
Hubie Brooks, R OBP: 0.341, SLG: 0.417 (1, 5)										4	2	2	1	0	1	2				
Dave Kingman, R OBP: 0.360, SLG: 0.515 (1, 3)										2	1	1	1	2	0	1				
Mike Jorgensen, L OBP: 0.306, SLG: 0.427 (8, 3)										0	0	0	0	0	0	0				
Ellis Valentine, R OBP: 0.256, SLG: 0.342 (1, 9)										4	1	1	2	0	0	3				
Lee Mazzilli, S OBP: 0.332, SLG: 0.337 (1, 7)										4	0	2	1	0	0	1				
John Stearns, R OBP: 0.323, SLG: 0.324 (1, 2)										4	0	1	0	0	0	3				
Doug Flynn, R OBP: 0.255, SLG: 0.312 (1, 4)										4	0	0	0	0	0	3				
Pat Zachry, R OBP: 0.241, SLG: 0.222 (1, 1)										2	1	1	0	0	1	0				
Mike Cabbage, L OBP: 0.273, SLG: 0.237 (6, PH)										1	0	0	0	0	0	1				
Dan Boitano, R OBP: 0.500, SLG: 1.500 (9, 1)										0	0	0	0	0	0	0				
Inning Stats	R: 0 E: 0 K: 1 S: 5	H: 0 LOB: 0 BB: 0 P: 5	R: 0 E: 0 K: 0 S: 4	H: 1 LOB: 2 BB: 1 P: 8	R: 4 E: 0 K: 1 S: 10	H: 5 LOB: 1 BB: 0 P: 10	R: 0 E: 0 K: 1 S: 5	H: 0 LOB: 0 BB: 0 P: 5	R: 1 E: 0 K: 0 S: 4	H: 1 LOB: 1 BB: 1 P: 8	R: 0 E: 0 K: 1 S: 6	H: 1 LOB: 1 BB: 0 P: 6	R: 0 E: 0 K: 0 S: 4	H: 1 LOB: 1 BB: 0 P: 4	R: 0 E: 0 K: 0 S: 3	H: 0 LOB: 0 BB: 0 P: 3	1B: 7 2B: 1 3B: 0 HR: 1	SF: 0 SAC: 0 DP: 0 HBP: 0	WP: 0 PB: 0 SB: 2 CS: 0	PA: 35
PITCHER	IP WLS BF H R ER SO BB IBB HBP BLK WP HR S P ERA WHIP																			
Dick Ruthven, R ERA: 4.5 (1, 1)	4.1 L 22 7 0 0 1 2 0 0 0 0 0 26 34 10.38 2.077																			
Dickie Noles, R ERA: 15.43 (5, 1)	1.2 6 1 0 0 1 0 0 0 0 0 0 8 8 0.00 0.600																			
Sparky Lyle, L ERA: 4.31 (7, 1)	2.0 7 1 0 0 0 0 0 0 0 0 0 7 7 0.00 0.500																			

Batter	1	2	3	4	5	6	7	8	9	AB	R	H	RBI	BB	SO	LOB	TOP					
Mookie Wilson, S (1, 8) OBP: 0.356, SLG: 0.390										5	1	1	0	0	1	1	New York Mets @ Atlanta Braves Atlanta-Fulton County Stadium, Atlanta, GA Tue Aug 18 1981, 7:05 PM EDT Att: 7,566 - Unknown					
Frank Taveras, R (1, 6) OBP: 0.290, SLG: 0.301										4	0	1	0	1	1	0						
Hubie Brooks, R (1, 5) OBP: 0.335, SLG: 0.409										4	0	0	0	0	0	3						
Dave Kingman, R (1, 3) OBP: 0.366, SLG: 0.554										4	2	3	3	0	1	1						
Mike Jorgensen, L (9, 3) OBP: 0.306, SLG: 0.427										0	0	0	0	0	0	0						
Ellis Valentine, R (1, 9) OBP: 0.248, SLG: 0.331										4	0	0	0	0	2	2						
Lee Mazzilli, S (1, 7) OBP: 0.326, SLG: 0.330										4	0	0	0	0	0	0						
John Stearns, R (1, 2) OBP: 0.333, SLG: 0.336										4	1	3	0	0	0	0						
Doug Flynn, R (1, 4) OBP: 0.259, SLG: 0.315										4	0	2	0	0	0	2						
Ed Lynch, R (1, 1) OBP: 0.214, SLG: 0.167										3	0	0	0	0	3	5						
Neil Allen, R (8, 1) OBP: 0.333, SLG: 1.000										1	0	0	0	0	1	0						
Inning Stats	R: 1 E: 0 K: 1 S: 6	H: 2 LOB: 1 BB: 1 P: 10	R: 1 E: 1 K: 1 S: 7	H: 2 LOB: 1 BB: 0 P: 7	R: 0 E: 0 K: 2 S: 8	H: 1 LOB: 1 BB: 0 P: 8	R: 0 E: 0 K: 1 S: 6	H: 1 LOB: 0 BB: 0 P: 6	R: 0 E: 0 K: 0 S: 3	H: 0 LOB: 0 BB: 0 P: 3	R: 1 E: 1 K: 2 S: 8	H: 2 LOB: 2 BB: 0 P: 8	R: 0 E: 0 K: 0 S: 7	H: 0 LOB: 0 BB: 0 P: 7	R: 1 E: 0 K: 0 S: 5	H: 2 LOB: 1 BB: 0 P: 5	R: 0 E: 0 K: 1 S: 5	H: 0 LOB: 0 BB: 0 P: 5	1B: 6 2B: 2 3B: 0 HR: 2	SF: 0 SAC: 0 DP: 1 HBP: 0	WP: 1 PB: 0 SB: 1 CS: 0	PA: 38
PITCHER	IP WLS BF H R ER SO BB IBB HBP BLK WP HR S P ERA WHIP																					
Rick Mahler, R (1, 1) ERA: 3.08	5.0 L 21 6 2 1 5 1 0 0 0 1 1 0 30 34 1.80 1.400																					
John Montefusco, R (6, 1) ERA: 4.14	3.0 14 4 2 2 3 0 0 0 0 0 0 2 20 20 6.00 1.333																					
Gene Garber, R (9, 1) ERA: 4.09	1.0 3 0 0 0 1 0 0 0 0 0 0 0 5 5 0.00 0.000																					

Batter	1	2	3	4	5	6	7	8	9	AB	R	H	RBI	BB	SO	LOB	BOTTOM					
Rufino Linares, R (1, 7) OBP: 0.280, SLG: 0.391										4	0	0	0	0	1	2	New York Mets @ Atlanta Braves Atlanta-Fulton County Stadium, Atlanta, GA Tue Aug 18 1981, 7:05 PM EDT Att: 7,566 - Unknown					
Claudell Washington, L (1, 9) OBP: 0.326, SLG: 0.412										3	0	3	0	1	0	0						
Chris Chambliss, L (1, 3) OBP: 0.347, SLG: 0.392										4	0	1	0	0	0	3						
Bob Horner, R (1, 5) OBP: 0.333, SLG: 0.411										4	0	0	0	0	0	4						
Dale Murphy, R (1, 8) OBP: 0.326, SLG: 0.395										4	0	1	0	0	0	3						
Glenn Hubbard, R (1, 4) OBP: 0.333, SLG: 0.355										4	0	1	0	0	1	1						
Bruce Benedict, R (1, 2) OBP: 0.344, SLG: 0.374										4	0	0	0	0	1	2						
Rafael Ramirez, R (1, 6) OBP: 0.288, SLG: 0.274										4	0	0	0	0	0	2						
Rick Mahler, R (1, 1) OBP: 0.111, SLG: 0.111										1	0	0	0	0	0	0						
Brian Asselstine, L (5, PH) OBP: 0.311, SLG: 0.375										0	0	0	0	0	0	0						
John Montefusco, R (8, 1) OBP: 0.277, SLG: 0.154										0	0	0	0	0	0	0						
Jerry Roster, R (8, PH) OBP: 0.286, SLG: 0.294										0	0	0	0	0	0	0						
Gene Garber, R (9, 1) OBP: 0.286, SLG: 0.303										1	0	0	0	0	0	1						
Inning Stats	R: 0 E: 0 K: 0 S: 3	H: 1 LOB: 0 BB: 0 P: 3	R: 0 E: 1 K: 0 S: 4	H: 1 LOB: 0 BB: 0 P: 4	R: 0 E: 0 K: 1 S: 5	H: 0 LOB: 0 BB: 0 P: 5	R: 0 E: 0 K: 0 S: 4	H: 1 LOB: 1 BB: 0 P: 4	R: 0 E: 0 K: 1 S: 5	H: 0 LOB: 0 BB: 0 P: 5	R: 0 E: 0 K: 0 S: 4	H: 1 LOB: 2 BB: 1 P: 8	R: 0 E: 1 K: 1 S: 7	H: 1 LOB: 2 BB: 0 P: 7	R: 0 E: 0 K: 0 S: 4	H: 0 LOB: 0 BB: 0 P: 8	R: 0 E: 1 K: 1 S: 7	H: 1 LOB: 2 BB: 0 P: 7	1B: 4 2B: 2 3B: 0 HR: 0	SF: 0 SAC: 0 DP: 1 HBP: 0	WP: 0 PB: 0 SB: 0 CS: 1	PA: 36
PITCHER	IP WLS BF H R ER SO BB IBB HBP BLK WP HR S P ERA WHIP																					
Ed Lynch, R (1, 1) ERA: 3.07	7.2 W 30 5 0 0 3 2 0 0 0 0 0 0 34 42 0.00 0.913																					
Neil Allen, R (8, 1) ERA: 2.83	1.1 S 6 1 0 0 1 0 0 0 0 0 0 0 8 8 0.00 0.750																					

AB 37
R 4
H 10
RBI 3
BB 1
SO 9
LOB 14



AB 34
R 0
H 6
RBI 0
BB 2
SO 4
LOB 19



Batter	1	2	3	4	5	6	7	8	9	AB	R	H	RBI	BB	SO	LOB	TOP					
Mookie Wilson, S (1, 8) OBP: 0.354, SLG: 0.386	0-3 K		0-0 CS 1B			0-3 K2-3		0-0 4-3		4	0	1	0	0	2	0	New York Mets @ Atlanta Braves Atlanta-Fulton County Stadium, Atlanta, GA Wed Aug 19 1981, 7:05 PM EDT Att: 6,080 - Unknown					
Frank Taveras, R (1, 6) OBP: 0.294, SLG: 0.305	0-0 1-3		0-0 CS	0-0 P6		0-0 2B 1B		0-0 1B		4	1	2	0	0	0	0						
Hubie Brooks, R (1, 5) OBP: 0.338, SLG: 0.413	0-3 K			4-0 S BB		0-0 1-H 2B		0-0 1-3		3	0	1	1	1	1	1						
Dave Kingman, R (1, 3) OBP: 0.364, SLG: 0.549		0-0 5-3		0-3 K		0-0 6-3			0-0 G3-6 1B	4	0	1	0	0	1	2						
Ellis Valentine, R (1, 9) OBP: 0.248, SLG: 0.352	0-3 K		0-0 F8				0-0 HR		0-0 G3-6 1B	4	1	1	1	0	1	2						
Lee Mazzilli, S (1, 7) OBP: 0.320, SLG: 0.323	0-0 E3				0-0 F8		0-0 G3		0-3 K	4	0	0	0	0	1	0						
John Stearns, R (1, 2) OBP: 0.327, SLG: 0.329	0-0 5-3				0-0 F9		0-0 P4			3	0	0	0	0	0	1						
Doug Flynn, R (1, 4) OBP: 0.256, SLG: 0.311			0-3 K		0-0 F2-3		0-0 F9			3	0	0	0	0	1	0						
Mike Scott, R (1, 1) OBP: 0.133, SLG: 0.038						0-0 4-3			0-0 F8	2	0	0	0	0	0	0						
Mike Marshall, R (7, 1)			6-3							0	0	0	0	0	0	0						
Mike Cabbage, L (8, PH) OBP: 0.267, SLG: 0.231										1	0	0	0	0	0	0						
Pete Falcone, L (8, 1)										0	0	0	0	0	0	0						
Dan Boitano, R (8, 1)										0	0	0	0	0	0	0						
Inning Stats	R: 0 E: 0 K: 2 S: 7	H: 0 LOB: 0 BB: 0 P: 7	R: 0 E: 1 K: 1 S: 6	H: 0 LOB: 1 BB: 0 P: 6	R: 0 E: 0 K: 1 S: 5	H: 1 LOB: 0 BB: 0 P: 5	R: 0 E: 0 K: 1 S: 5	H: 0 LOB: 1 BB: 1 P: 9	R: 0 E: 0 K: 0 S: 3	H: 0 LOB: 0 BB: 0 P: 3	R: 1 E: 0 K: 1 S: 7	H: 2 LOB: 1 BB: 0 P: 7	R: 1 E: 0 K: 0 S: 4	H: 1 LOB: 0 BB: 0 P: 4	R: 0 E: 0 K: 0 S: 4	H: 1 LOB: 1 BB: 0 P: 4	R: 0 E: 0 K: 1 S: 5	H: 1 LOB: 0 BB: 0 P: 5	1B: 4 2B: 1 3B: 0 HR: 1	SF: 0 SAC: 0 DP: 1 HBP: 0	WP: 0 PB: 0 SB: 2 CS: 1	PA: 34
PITCHER	IP WLS BF H R ER SO BB IBB HBP BLK WP HR S P ERA WHIP																					
Tommy Boggs, R (1, 1) ERA: 4.37	7.0 W 26 4 2 2 6 1 0 0 0 0 1 37 41 2.57 0.714																					
Rick Camp, R (8, 1) ERA: 1.13	2.0 S 7 2 0 0 1 0 0 0 0 0 0 9 9 0.00 1.000																					

AB	32
R	2
H	6
RBI	2
BB	1
SO	7
LOB	6



Batter	1	2	3	4	5	6	7	8	9	AB	R	H	RBI	BB	SO	LOB	BOTTOM			
Rufino Linares, R (1, 7) OBP: 0.277, SLG: 0.385	0-0 6-3			0-0 E6 FC4-6		0-3 K	0-0 1B 1-2	0-0 F8		5	0	1	0	0	1	3	New York Mets @ Atlanta Braves Atlanta-Fulton County Stadium, Atlanta, GA Wed Aug 19 1981, 7:05 PM EDT Att: 6,080 - Unknown			
Claudell Washington, L (1, 9) OBP: 0.330, SLG: 0.414	0-0 6-3 1B			0-0 FC4-6 BB 1-2		0-0 F4-3	0-0 1-3 2-H 1B			4	0	2	1	0	0	1				
Bob Horner, R (1, 5) OBP: 0.325, SLG: 0.400	0-0 6-3			0-0 F7		0-0 5-3	0-0 F7			4	0	0	0	0	0	4				
Rick Camp, R (8, 1)	0-0 6-3									0	0	0	0	0	0	0				
Chris Chambliss, L (1, 3) OBP: 0.353, SLG: 0.395		0-0 CS 1B		4-0 1-2 BB		0-0 F5	0-0 FC1-5 BB 1B			3	0	2	0	1	0	0				
Dale Murphy, R (1, 8) OBP: 0.328, SLG: 0.394	0-3 K			0-3 K		0-0 FC6-4 HR 1B	4-0 FC1-5 1B BB			3	2	1	0	1	2	3				
Glenn Hubbard, R (1, 4) OBP: 0.332, SLG: 0.353	0-0 F8				0-0 F8		0-0 FC6-4 1-2 2-3 1B	0-0 FC1-5 1B FC1-2 2-3 1B		4	0	1	0	0	2					
Bruce Benedict, R (1, 2) OBP: 0.351, SLG: 0.381				0-0 L3 1B		0-0 1B	0-0 FC6-4 HR 1-2 2-3 1B	0-0 FC1-2 BB 1B		4	1	3	1	0	2					
Rafael Ramirez, R (1, 6) OBP: 0.285, SLG: 0.271				0-0 L3		0-0 F7	0-0 1-H 3-H HR	4-0 FC1-2 BB		2	0	0	0	0	2					
Brian Asselstine, L (7, PH) OBP: 0.323, SLG: 0.439										1	1	1	3	0	0	0				
Luis Gomez, R (8, 6) OBP: 0.423, SLG: 0.286				0-0 L3		0-0 F7	0-0 1-H 3-H HR	0-0 FC1-2 BB		0	0	0	0	1	0	0				
Tommy Boggs, R (1, 1) OBP: 0.207, SLG: 0.241				0-3 K		0-0 1-3	0-0 1B 1B	0-0 FC1-2		2	0	0	0	0	1	1				
Jerry Royster, R (7, PH) OBP: 0.209, SLG: 0.250								0-0 FC1-2		1	1	0	0	1	0	3				
Inning Stats	R: 0 E: 0 K: 0 S: 3	H: 1 LOB: 0 BB: 0 P: 3	R: 0 E: 0 K: 1 S: 5	H: 1 LOB: 0 BB: 0 P: 5	R: 0 E: 0 K: 1 S: 6	H: 0 LOB: 0 BB: 1 P: 10	R: 0 E: 0 K: 1 S: 4	H: 1 LOB: 1 BB: 0 P: 4	R: 0 E: 0 K: 1 S: 5	H: 0 LOB: 0 BB: 0 P: 5	R: 4 E: 0 K: 0 S: 8	H: 5 LOB: 2 BB: 1 P: 12	R: 1 E: 0 K: 0 S: 5	H: 2 LOB: 3 BB: 2 P: 13	R: 0 E: 0 K: 1 S: 5	H: 2 LOB: 2 BB: 2 P: 13	1B: 10 2B: 2 3B: 0 HR: 1	SF: 0 SAC: 0 DP: 2 HBP: 0	WP: 0 PB: 0 SB: 0 CS: 1	PA: 37
PITCHER	IP WLS BF H R ER SO BB IBB HBP BLK WP HR S P ERA WHIP																			
Mike Scott, R (1, 1) ERA: 4.57	6.2 L 27 7 4 4 4 2 0 0 0 0 0 1 33 41 5.40 1.350																			
Mike Marshall, R (7, 1) ERA	0.1 3 2 0 0 0 0 0 0 0 0 0 3 3 0.00 6.000																			
Pete Falcone, L (8, 1) ERA: 2.93	0.0 2 1 1 1 0 1 0 0 0 0 0 1 5 ∞ ∞																			
Dan Boitano, R (8, 1) ERA: 3.0	1.0 5 1 0 0 0 0 0 0 0 0 0 4 8 0.00 2.000																			

AB	33
R	5
H	11
RBI	5
BB	4
SO	4
LOB	21





Batter	1	2	3	4	5	6	7	8	9	AB	R	H	RBI	BB	SO	LOB	TOP					
Mookie Wilson, S OBP: 0.360, SLG: 0.411										4	2	2	0	0	0	1	New York Mets @ Atlanta Braves Atlanta-Fulton County Stadium, Atlanta, GA Thu Aug 20 1981, 7:05 PM EDT Att: 4,787 - Unknown					
Frank Taveras, R OBP: 0.292, SLG: 0.313										5	1	3	1	0	0	1						
Hubie Brooks, R OBP: 0.335, SLG: 0.405										4	0	0	0	1	0	3						
Dave Kingman, R OBP: 0.357, SLG: 0.536										5	0	0	1	0	2	4						
Ellis Valentine, R OBP: 0.248, SLG: 0.348										4	0	1	0	0	1	2						
Lee Mazzilli, S OBP: 0.323, SLG: 0.319										2	1	0	0	2	0	1						
John Stearns, R OBP: 0.331, SLG: 0.329										3	0	1	1	1	0	1						
Doug Flynn, R OBP: 0.252, SLG: 0.306										3	0	0	0	0	0	5						
Mike Jorgensen, L OBP: 0.314, SLG: 0.461										1	0	1	1	0	0	0						
Bob Bailor, R OBP: 0.328, SLG: 0.291										0	0	0	0	0	0	0						
Inning Stats	R: 0 E: 0 K: 1 S: 6	H: 1 LOB: 1 BB: 0 P: 6	R: 0 E: 0 K: 2 S: 8	H: 1 LOB: 2 BB: 1 P: 12	R: 2 E: 0 K: 0 S: 4	H: 1 LOB: 3 BB: 3 P: 17	R: 1 E: 0 K: 1 S: 6	H: 1 LOB: 0 BB: 0 P: 6	R: 0 E: 0 K: 0 S: 3	H: 0 LOB: 0 BB: 0 P: 3	R: 0 E: 0 K: 0 S: 4	H: 1 LOB: 1 BB: 0 P: 4	R: 0 E: 0 K: 0 S: 3	H: 1 LOB: 0 BB: 0 P: 3	R: 1 E: 0 K: 0 S: 5	H: 2 LOB: 1 BB: 0 P: 5	R: 0 E: 0 K: 1 S: 6	H: 1 LOB: 1 BB: 0 P: 6	1B: 6 2B: 0 3B: 3 HR: 0	SF: 0 SAC: 0 DP: 1 HBP: 1	WP: 0 PB: 0 CS: 0	PA: 40
PITCHER	IP WLS BF H R ER SO BB IBB HBP BLK WP HR S P ERA WHIP																					
Phil Niekro, R ERA: 3.48	(1, 1) 7.0 W 31 6 3 3 4 4 0 1 0 0 0 34 51 3.86 1.429																					
Rick Camp, R ERA: 1.27	(8, 1) 2.0 S 9 3 1 1 1 0 0 0 0 0 0 0 11 11 4.50 1.500																					


Batter	1	2	3	4	5	6	7	8	9	AB	R	H	RBI	BB	SO	LOB	BOTTOM			
Brett Butler, L OBP: 0.250, SLG: 0.500										4	2	1	1	0	0	0	New York Mets @ Atlanta Braves Atlanta-Fulton County Stadium, Atlanta, GA Thu Aug 20 1981, 7:05 PM EDT Att: 4,787 - Unknown			
Claudell Washington, L OBP: 0.333, SLG: 0.416										4	1	2	1	0	0	1				
Bob Homer, R OBP: 0.341, SLG: 0.404										1	1	1	1	3	0	0				
Chris Chambliss, L OBP: 0.351, SLG: 0.393										4	0	1	1	0	1	4				
Dale Murphy, R OBP: 0.331, SLG: 0.391										2	0	0	0	2	1	1				
Glenn Hubbard, R OBP: 0.331, SLG: 0.365										4	1	1	2	0	1	5				
Rick Camp, R ERA: 1.27										0	0	0	0	0	0	0				
Bruce Benedict, R OBP: 0.345, SLG: 0.374										4	0	0	0	0	2					
Rafael Ramirez, R OBP: 0.280, SLG: 0.266										4	0	0	0	0	0	0				
Phil Niekro, R OBP: 0.065, SLG: 0.065										2	0	0	0	0	0	0				
Brian Asselstine, L OBP: 0.233, SLG: 0.248										1	0	1	0	0	0	0				
Eddie Miller, S OBP: 0.279, SLG: 0.287										0	1	0	0	0	0	0				
Jerry Royster, R OBP: 0.206, SLG: 0.246										1	0	0	0	0	0	0				
Inning Stats	R: 1 E: 1 K: 0 S: 5	H: 1 LOB: 1 BB: 0 P: 5	R: 1 E: 0 K: 0 S: 4	H: 1 LOB: 0 BB: 0 P: 4	R: 2 E: 2 K: 0 S: 5	H: 2 LOB: 2 BB: 2 P: 13	R: 0 E: 0 K: 0 S: 3	H: 0 LOB: 0 BB: 0 P: 3	R: 0 E: 0 K: 1 S: 5	H: 0 LOB: 0 BB: 0 P: 5	R: 2 E: 0 K: 2 S: 10	H: 3 LOB: 3 BB: 2 P: 18	R: 0 E: 0 K: 0 S: 3	H: 0 LOB: 0 BB: 0 P: 3	R: 0 E: 0 K: 0 S: 3	H: 0 LOB: 0 BB: 0 P: 3	1B: 5 2B: 1 3B: 0 HR: 1	SF: 0 SAC: 0 DP: 1 HBP: 0	WP: 1 PB: 0 CS: 0	PA: 36
PITCHER	IP WLS BF H R ER SO BB IBB HBP BLK WP HR S P ERA WHIP																			
Greg Harris, R ERA: 4.75	(1, 1) 3.0 L 16 4 4 0 3 0 2 0 0 0 0 0 0 5 9 9.00 2.000																			
Terry Leach, R ERA: 2.25	(4, 1) 2.0 6 0 0 0 0 1 0 0 0 0 0 0 5 9 0.00 0.500																			
Dan Botano, R ERA: 6.23	(6, 1) 1.1 6 2 2 2 1 0 0 0 0 0 0 0 8 8 13.50 1.500																			
Ray Seavage, L ERA: 4.32	(7, 1) 0.1 3 1 0 0 1 0 1 0 0 1 0 4 8 0.00 3.000																			
Dyer Miller, R ERA: 2.97	(7, 1) 0.1 2 0 0 0 1 0 1 0 0 0 0 3 7 0.00 0.000																			

AB 35
R 4
H 9
RBI 4
BB 4
SO 5
LOB 21


AB 31
R 6
H 7
RBI 6
BB 5
SO 3
LOB 13


Batter	1	2	3	4	5	6	7	8	9	AB	R	H	RBI	BB	SO	LOB	TOP			
Mookie Wilson, S (1, 8) OBP: 0.358, SLG: 0.408	4-3		K			F8			FC5-4 1B	4	0	1	0	0	1	0	<p>New York Mets @ Cincinnati Reds Riverfront Stadium, Cincinnati, OH Fri Aug 21 1981, 7:05 PM EDT Att: 20,410 - Unknown</p> <p>livebaseballscorecards.com</p> <p>AB 31 R 0 H 4 RBI 0 BB 1 SO 8 LOB 9</p> 			
Frank Taveras, R (1, 6) OBP: 0.288, SLG: 0.308 Rusty Staub, L (9, PH) OBP: 0.381, SLG: 0.409	F9		K			6-3			P6	3	0	0	0	0	1	0				
Hubie Brooks, R (1, 5) OBP: 0.333, SLG: 0.399	BB			K		K			FC5-4 1B 1-2	3	0	0	0	1	2	1				
Dave Kingman, R (1, 3) OBP: 0.359, SLG: 0.535	K				1B				B1-3 1-2 1B	4	0	2	0	0	1	1				
Ellis Valentine, R (1, 9) OBP: 0.242, SLG: 0.338		5-3		F2		5-3			K	4	0	0	0	0	1	3				
Lee Mazzilli, S (1, 7) OBP: 0.323, SLG: 0.319				F7		4-3				3	0	1	0	0	0	1				
John Stearns, R (1, 2) OBP: 0.326, SLG: 0.323				F9		F6			5-3	3	0	0	0	0	0	1				
Doug Flynn, R (1, 4) OBP: 0.250, SLG: 0.303 Mike Cudde, L (8, PH) OBP: 0.277, SLG: 0.244 Mike Marshall, R (8, 1)		K				F7			K	2	0	0	0	0	1	1				
Pat Zachry, R (1, 1) OBP: 0.226, SLG: 0.207 Ron Hodges, L (8, PH) OBP: 0.391, SLG: 0.476 Bob Bailor, R (8, 4) OBP: 0.326, SLG: 0.291				F9		4-3			4-3	1	0	0	0	0	0	0				
Inning Stats	R: 0 E: 0 K: 1 S: 5	H: 0 LOB: 1 BB: 1 P: 9	R: 0 E: 0 K: 1 S: 6	H: 1 LOB: 1 BB: 0 P: 6	R: 0 E: 0 K: 2 S: 7	H: 0 LOB: 0 BB: 0 P: 7	R: 0 E: 0 K: 1 S: 6	H: 1 LOB: 1 BB: 0 P: 6	R: 0 E: 0 K: 0 S: 3	H: 0 LOB: 0 BB: 0 P: 3	R: 0 E: 0 K: 0 S: 3	H: 0 LOB: 0 BB: 0 P: 3	R: 0 E: 0 K: 1 S: 5	H: 0 LOB: 0 BB: 0 P: 5	R: 0 E: 0 K: 1 S: 7	H: 2 LOB: 2 BB: 0 P: 7		1B: 4 2B: 0 3B: 0 HR: 0	SF: 0 SAC: 0 DP: 0 HBP: 0	WP: 0 PB: 0 SB: 1 CS: 0
PITCHER Mario Soto, R (1, 1) ERA: 3.16	IP: 9.0 WLS: W BF: 32 H: 4 R: 0 ER: 0 SO: 8 BB: 1 IBB: 0 HBP: 0 BLK: 0 WP: 0 HR: 0 S: 47 P: 51 ERA: 0.00 WHIP: 0.556																			

Batter	1	2	3	4	5	6	7	8	9	AB	R	H	RBI	BB	SO	LOB	BOTTOM			
Dave Collins, S (1, 9) OBP: 0.359, SLG: 0.398 Sam Mejias, R (9, 9) OBP: 0.348, SLG: 0.381	F8		1-3		F4-3		F8			4	0	0	0	0	0	0	<p>New York Mets @ Cincinnati Reds Riverfront Stadium, Cincinnati, OH Fri Aug 21 1981, 7:05 PM EDT Att: 20,410 - Unknown</p> <p>livebaseballscorecards.com</p> <p>AB 27 R 2 H 3 RBI 2 BB 4 SO 2 LOB 14</p> 			
Ken Griffey, L (1, 8) OBP: 0.347, SLG: 0.390	E7 1B			BB E FC1-2 1B	G3			K	4	0	2	0	0	1	0					
Dave Concepcion, R (1, 6) OBP: 0.356, SLG: 0.438	1-3			F8		P5		4-3	4	0	0	0	0	0	2					
George Foster, R (1, 7) OBP: 0.391, SLG: 0.581	F8			E6 FC1-2 BB 1-2 1B		BB BB		P4	3	1	0	0	1	0	2					
Dan Driessen, L (1, 3) OBP: 0.351, SLG: 0.367		F6-4-3 BB		FC1-2 1B BB		FC4-6 BB			0	1	0	0	3	0	0					
Ray Knight, R (1, 5) OBP: 0.331, SLG: 0.370		F6-4-3 1-2		FC1-2 1B		F8			3	0	0	0	0	0	6					
Joe Nolan, L (1, 2) OBP: 0.367, SLG: 0.429		5-3		1-3 2-H 3-H 1B		FC4-6 1-2			3	0	1	2	0	0	2					
Ron Oester, S (1, 4) OBP: 0.343, SLG: 0.405				F4	F7		6-3		3	0	0	0	0	0	2					
Mario Soto, R (1, 1) OBP: 0.079, SLG: 0.054				F4		K		5-3	3	0	0	0	0	1	0					
Inning Stats	R: 0 E: 1 K: 0 S: 4	H: 1 LOB: 0 BB: 0 P: 4	R: 0 E: 0 K: 0 S: 2	H: 0 LOB: 0 BB: 1 P: 6	R: 0 E: 0 K: 0 S: 3	H: 0 LOB: 0 BB: 0 P: 3	R: 2 E: 1 K: 0 S: 6	H: 2 LOB: 2 BB: 1 P: 10	R: 0 E: 0 K: 1 S: 5	H: 0 LOB: 0 BB: 0 P: 5	R: 0 E: 0 K: 0 S: 3	H: 0 LOB: 2 BB: 2 P: 11	R: 0 E: 0 K: 0 S: 3	H: 0 LOB: 0 BB: 0 P: 3	R: 0 E: 0 K: 1 S: 5	H: 0 LOB: 0 BB: 0 P: 5		1B: 3 2B: 0 3B: 0 HR: 0	SF: 0 SAC: 0 DP: 1 HBP: 0	WP: 0 PB: 0 SB: 0 CS: 0
PITCHER Pat Zachry, R (1, 1) ERA: 3.67 Mike Marshall, R (8, 1) ERA:	IP: 7.0 WLS: L BF: 28 H: 3 R: 2 ER: 0 SO: 1 BB: 4 IBB: 0 HBP: 0 BLK: 0 WP: 0 HR: 0 S: 26 P: 42 ERA: 0.00 WHIP: 1.000																			

Batter	1	2	3	4	5	6	7	8	9	10	AB	R	H	RBI	BB	SO	LOB	TOP	
Mookie Wilson, S OBP: 0.362, SLG: 0.406 (1, 8)	0-0 SH1-3 S 4-3 1B		0-0 4-3			0-0 6-3		0-0 4-3			4	1	1	0	0	0	0	New York Mets @ Cincinnati Reds Riverfront Stadium, Cincinnati, OH Sun Aug 23 1981, 3:33 AM EDT Att: 20,761 - Unknown AB 32 R 3 H 6 RBI 3 BB 1 SO 3 LOB 6 	
Frank Taveras, R OBP: 0.279, SLG: 0.298 (1, 6)	0-0 SH1-3 1-3		0-0 F8			0-0 6-3		0-0 6-3		3	0	0	0	0	0	0			
Hubie Brooks, R OBP: 0.342, SLG: 0.412 (1, 5)	0-0 4-3		0-0 6-3			0-0 F8		0-0 F8 2-1 2B		4	0	1	1	0	0	0			
Dave Kingman, R OBP: 0.355, SLG: 0.534 (1, 7) (10, 3)	0-0 FC6-4 BB		0-0 1-3			0-0 F8		0-0 F8		3	0	0	0	1	0	1			
Ellis Valentine, R OBP: 0.236, SLG: 0.333 (1, 9)	0-0 FC6-4 1-2r		0-0 5-3			0-0 F8		0-0 2-1		4	0	0	0	0	0	1			
Rusty Staub, L OBP: 0.381, SLG: 0.410 (1, 3)		0-3 K				0-0 F9				4	0	1	0	0	1	0			
Alex Trevino, R OBP: 0.336, SLG: 0.282 (10, PR) (10, 4)			0-0 6-3							0	1	0	0	0	0	0			
John Stearns, R OBP: 0.330, SLG: 0.327 (1, 2)			0-0 5-3							4	0	2	0	0	0	0			
Doug Flynn, R OBP: 0.246, SLG: 0.298 (1, 4)			0-0 F6							2	0	0	0	0	0	1			
Mike Cubbage, L OBP: 0.306, SLG: 0.326 (8, PH)			0-0 F6-3							1	1	1	0	0	0	0			
Bob Bailor, R OBP: 0.333, SLG: 0.291 (8, 4) (10, 7)			0-0 1-2					0-0 SF8 3B		0	0	0	1	0	0	0			
Ed Lynch, R OBP: 0.188, SLG: 0.143 (5, 1)			0-3 K					0-0 SF8		2	0	0	0	0	1	1			
Terry Leach, R OBP: 0.307, SLG: 0.455 (8, PH)										0	0	0	0	0	0	0			
Mike Jorgensen, L OBP: 0.200, SLG: 0.600 (8, 1)										1	0	0	0	0	1	2			
Inning Stats	R: 1 E: 0 K: 0 S: 4	H: 1 LOB: 1 BB: 1 P: 8	R: 0 E: 0 K: 2 S: 8	H: 1 LOB: 1 BB: 0 P: 8	R: 0 E: 0 K: 0 S: 3	H: 0 LOB: 0 BB: 0 P: 3	R: 0 E: 0 K: 0 S: 3	H: 0 LOB: 0 BB: 0 P: 3	R: 0 E: 0 K: 0 S: 3	H: 0 LOB: 0 BB: 0 P: 3	R: 1 E: 0 K: 0 S: 4	H: 1 LOB: 1 BB: 0 P: 4	R: 0 E: 0 K: 0 S: 3	H: 1 LOB: 1 BB: 0 P: 3	R: 1 E: 1 K: 1 S: 7	H: 2 LOB: 2 BB: 0 P: 7	1B: 4 2B: 1 3B: 1 HR: 0	SF: 2 SAC: 1 DP: 0 HBP: 0	WP: 0 PA: 36 PB: 0 SB: 2 CS: 0
PITCHER	IP 9.0	WLS 32	BF 4	H 2	R 2	ER 2	SO 2	BB 1	IBB 0	HBP 0	BLK 0	WP 0	HR 0	S 34	P 38	ERA 2.00	WHIP 0.556		
Tom Seaver, R ERA: 2.42 (1, 1)	1.0	L	5	2	1	1	1	0	0	0	0	0	0	7	7	9.00	2.000		
Tom Hume, R ERA: 3.12 (10, 1)																			

Batter	1	2	3	4	5	6	7	8	9	10	AB	R	H	RBI	BB	SO	LOB	BOTTOM	
Dave Collins, S OBP: 0.360, SLG: 0.400 (1, 9)	0-0 G3 1B		0-0 F8			0-0 BB 2B		0-0 3-1		0-0 P6	5	0	2	0	0	0			
Ken Griffey, L OBP: 0.356, SLG: 0.398 (1, 8)	0-0 G3 1-2		0-0 F4-3		0-0 BB IBB			0-0 BB S 1B		4	0	2	0	1	0	1			
Dave Concepcion, R OBP: 0.354, SLG: 0.429 (1, 6)	0-3 K			0-0 E5 1B	0-0 1-2 2-3 BB			0-0 BB BB 1B		3	1	0	0	2	1	2			
George Foster, R OBP: 0.385, SLG: 0.565 (1, 7)	0-0 G3		0-0 F4-6-3 1B		0-3 K			0-0 K		5	0	1	1	0	2	6			
Joe Nolan, L OBP: 0.371, SLG: 0.426 (1, 2)		0-0 3-1		0-0 F4		0-0 F4-3		0-0 F8		4	0	0	0	0	0	3			
Mike O'Berry, R OBP: 0.274, SLG: 0.303 (9, 2)				0-0 F4		0-0 F4-3		0-0 F8		0	0	0	0	0	0	0			
Ray Knight, R OBP: 0.338, SLG: 0.376 (1, 5)				0-0 F4-6-3 1-2		0-0 K		0-0 BB		3	0	1	0	1	1	1			
Dan Driessen, L OBP: 0.345, SLG: 0.365 (1, 3)				0-0 G3 1-2		0-0 F7		0-0 F8		4	0	0	0	0	0	4			
Ron Oester, S OBP: 0.339, SLG: 0.402 (1, 4)				0-0 6-3		0-0 BB 2B		0-0 3-1		4	1	1	0	0	1	1			
Tom Seaver, R OBP: 0.262, SLG: 0.278 (1, 1)			0-3 K		0-0 BB 1B		0-0 6-3		0-0 F7	3	0	1	1	0	1	0			
Larry Blittner, L OBP: 0.371, SLG: 0.400 (9, PH)										1	0	0	0	0	0	0			
Tom Hume, R ERA: 2.53 (10, 1)										0	0	0	0	0	0	0			
Inning Stats	R: 0 E: 0 K: 1 S: 6	H: 1 LOB: 1 BB: 0 P: 6	R: 0 E: 0 K: 0 S: 4	H: 1 LOB: 1 BB: 0 P: 4	R: 0 E: 0 K: 1 S: 5	H: 0 LOB: 0 BB: 0 P: 5	R: 1 E: 1 K: 0 S: 4	H: 1 LOB: 0 BB: 0 P: 4	R: 1 E: 0 K: 1 S: 7	H: 3 LOB: 3 BB: 2 P: 15	R: 0 E: 0 K: 1 S: 5	H: 0 LOB: 0 BB: 0 P: 5	R: 0 E: 0 K: 0 S: 3	H: 0 LOB: 0 BB: 0 P: 3	R: 0 E: 0 K: 0 S: 5	H: 1 LOB: 0 BB: 0 P: 5	1B: 6 2B: 2 3B: 0 HR: 0	SF: 0 SAC: 0 DP: 2 HBP: 0	WP: 0 PA: 40 PB: 0 SB: 1 CS: 0
PITCHER	IP 4.2	WLS 19	BF 6	H 2	R 1	ER 1	SO 2	BB 0	IBB 0	HBP 0	BLK 0	WP 0	HR 0	S 23	P 23	ERA 1.93	WHIP 1.286		
Ed Lynch, R ERA: 2.96 (5, 1)	2.1		9	0	0	2	1	1	0	0	0	0	0	11	19	0.00	0.429		
Terry Leach, R ERA: 1.74 (8, 1)	3.0	W	12	2	0	0	2	2	0	0	0	0	0	14	22	0.00	1.333		

Batter	1	2	3	4	5	6	7	8	9	AB	R	H	RBI	BB	SO	LOB	TOP	
Mookie Wilson, S (1, 8) OBP: 0.360, SLG: 0.403	0-0 4-3 1B		0-0 6-3			0-0 6-3		0-0 6-3		4	0	1	0	0	0	0	<p>New York Mets @ Cincinnati Reds Riverfront Stadium, Cincinnati, OH Mon Aug 24 1981, 7:05 PM EDT Att: 19,506 - Unknown</p> <p>livebaseballscores.com</p> <p>AB 29 R 0 H 2 RBI 0 BB 2 SO 12 LOB 7</p> 	
Frank Taveras, R (1, 6) OBP: 0.275, SLG: 0.294	0-0 4-3		0-0 4-3			0-3 K			0-3 K	3	0	0	0	0	1	1		
Ron Hodges, L (9, PH) OBP: 0.346, SLG: 0.417	1-2									1	0	0	0	0	1	0		
Hubie Brooks, R (1, 5) OBP: 0.340, SLG: 0.406	4-0 FC6-4 BB			0-0 4-3		0-0 F8			0-3 K	3	0	0	0	1	1	0		
Dave Kingman, R (1, 3) OBP: 0.349, SLG: 0.524	0-3 K			0-3 K					0-3 K	4	0	0	0	0	4	2		
Ellis Valentine, R (1, 9) OBP: 0.238, SLG: 0.333	0-0 FC6-4			0-0 1B					0-3 K	3	0	1	0	0	0	2		
Lee Mazzilli, S (1, 7) OBP: 0.322, SLG: 0.314		0-0 L5		0-3 K					4-0 FC4 BB	2	0	0	0	1	1	1		
John Stearns, R (1, 2) OBP: 0.324, SLG: 0.321		0-3 K2-3				0-3 K			0-0 FC4	3	0	0	0	0	2	1		
Doug Flynn, R (1, 4) OBP: 0.242, SLG: 0.294		0-0 F9				0-0 F4-3			0-0 F6	3	0	0	0	0	0	0		
Mike Scott, R (1, 1) OBP: 0.125, SLG: 0.036			0-3 K						0-3 K	2	0	0	0	0	1	0		
Mike Cabbage, L (8, PH) OBP: 0.300, SLG: 0.318										1	0	0	0	0	1	0		
Terry Leach, R (8, 1)										0	0	0	0	0	0	0		
Inning Stats	R: 0 E: 0 K: 1 S: 6	H: 1 LOB: 2 BB: 1 P: 10	R: 0 E: 0 K: 1 S: 5	H: 0 LOB: 0 BB: 0 P: 5	R: 0 E: 0 K: 2 S: 8	H: 1 LOB: 1 BB: 0 P: 8	R: 0 E: 0 K: 1 S: 5	H: 0 LOB: 0 BB: 0 P: 5	R: 0 E: 0 K: 1 S: 5	H: 0 LOB: 1 BB: 1 P: 9	R: 0 E: 0 K: 3 S: 9	H: 0 LOB: 0 BB: 0 P: 9	R: 0 E: 0 K: 3 S: 9	H: 0 LOB: 0 BB: 0 P: 9	1B: 2 2B: 0 3B: 0 HR: 0	SF: 0 SAC: 0 DP: 0 HBP: 0	WP: 0 PB: 0 SB: 0 CS: 0	PA: 31
PITCHER Bruce Berenyi, R (1, 1) ERA: 3.6	IP: 9.0 WLS: W BF: 31 H: 2 R: 0 ER: 0 SO: 12 BB: 2 IBB: 0 HBP: 0 BLK: 0 WP: 0 HR: 0 S: 53 P: 61 ERA: 0.00 WHIP: 0.444																	

Batter	1	2	3	4	5	6	7	8	9	AB	R	H	RBI	BB	SO	LOB	BOTTOM	
Dave Collins, S (1, 9) OBP: 0.362, SLG: 0.401	0-0 3-1 1B		0-0 E3 F8 S						0-0 F7	4	0	2	1	0	0	0	<p>New York Mets @ Cincinnati Reds Riverfront Stadium, Cincinnati, OH Mon Aug 24 1981, 7:05 PM EDT Att: 19,506 - Unknown</p> <p>livebaseballscores.com</p> <p>AB 29 R 2 H 7 RBI 2 BB 3 SO 1 LOB 16</p> 	
Sam Mejias, R (8, 9) OBP: 0.348, SLG: 0.381										0	0	0	0	0	0	0		
Ron Oester, S (1, 6) OBP: 0.338, SLG: 0.398	0-0 3-1 1-2		0-0 F8 1-3		0-0 SH1-3 1-2				4-0 F8 1B CS BB	2	0	0	0	1	0	2		
Ken Griffey, L (1, 8) OBP: 0.358, SLG: 0.399	0-0 F4-3		0-0 BB 1B		0-0 L3				0-0 1-2 1B	4	0	2	0	0	0	1		
George Foster, R (1, 7) OBP: 0.386, SLG: 0.561		4-0 G1-6-3 BB	4-0 BB 1-2 BB		0-0 6-3				0-0 P8	2	0	0	0	2	0	3		
Larry Bittner, L (1, 3) OBP: 0.333, SLG: 0.353		0-0 G1-6-3 1-2	0-0 3-1						0-0 F4-3	4	0	0	0	0	0	5		
Ray Knight, R (1, 5) OBP: 0.338, SLG: 0.379		0-0 1B 2B		0-0 F9		0-0 1-6-3			0-0 F8	4	1	1	0	0	0	2		
Joe Nolan, L (1, 2) OBP: 0.371, SLG: 0.424		0-0 FC5 2H 1B		0-0 F7		0-0 F9			0-0 F9	3	0	1	1	0	0	0		
Junior Kennedy, R (1, 4) OBP: 0.130, SLG: 0.136		0-0 E5 1-2		0-0 F4					0-0 5-3	3	0	0	0	0	0	1		
Bruce Berenyi, R (1, 1) OBP: 0.200, SLG: 0.286		0-0 FC5 2-3							0-3 K	3	1	1	0	0	1	2		
Inning Stats	R: 0 E: 0 K: 0 S: 3	H: 1 LOB: 0 BB: 0 P: 3	R: 1 E: 1 K: 0 S: 5	H: 2 LOB: 2 BB: 1 P: 9	R: 0 E: 1 K: 0 S: 4	H: 1 LOB: 2 BB: 1 P: 8	R: 0 E: 0 K: 0 S: 3	H: 0 LOB: 0 BB: 0 P: 3	R: 1 E: 0 K: 0 S: 5	H: 2 LOB: 1 BB: 0 P: 5	R: 0 E: 0 K: 1 S: 5	H: 0 LOB: 0 BB: 0 P: 5	R: 0 E: 0 K: 0 S: 3	H: 1 LOB: 1 BB: 1 P: 7	1B: 5 2B: 2 3B: 0 HR: 0	SF: 0 SAC: 1 DP: 1 HBP: 0	WP: 0 PB: 0 SB: 1 CS: 1	PA: 33
PITCHER Mike Scott, R (1, 1) ERA: 4.42	IP: 7.0 WLS: L BF: 28 H: 6 R: 2 ER: 2 SO: 2 BB: 2 IBB: 0 HBP: 0 BLK: 0 WP: 0 HR: 0 S: 28 P: 36 ERA: 2.57 WHIP: 1.143																	
PITCHER Terry Leach, R (8, 1) ERA: 1.99	IP: 1.0 WLS: L BF: 5 H: 1 R: 0 ER: 0 SO: 0 BB: 1 IBB: 0 HBP: 0 BLK: 0 WP: 0 HR: 0 S: 3 P: 7 ERA: 0.00 WHIP: 2.000																	

Batter	1	2	3	4	5	6	7	8	9	AB	R	H	RBI	BB	SO	LOB	TOP											
Tony Scott, S OBP: 0.272, SLG: 0.332 (1, 8)	0-0 3-1		0-0 F7	0-0 6-3			0-3 K			4	0	0	0	0	1	2												
Craig Reynolds, L OBP: 0.274, SLG: 0.402 (1, 6)	0-3 K		0-0 FC6-4 1B		0-0 F8		0-0 F4			4	0	1	0	0	1	1												
Denny Walling, L OBP: 0.353, SLG: 0.393 (1, 9)	0-0 F6		0-0 FC6-4 1B		0-3 K		0-0 L6			4	0	1	0	0	1	1												
Jose Cruz, L OBP: 0.323, SLG: 0.463 (1, 7)		0-0 BLK 1B	0-0 FC6-4 BB		0-3 K			0-0 F9		4	1	1	0	0	1	2												
Cesar Cedeno, R OBP: 0.337, SLG: 0.376 (1, 3)		0-3 K	4-0 BB		0-0 F8			0-0 6-3		3	0	0	0	1	1	1												
Art Howe, R OBP: 0.370, SLG: 0.409 Joe Sambito, L (8, 1)	0-0 F8		0-0 F7		0-0 6-3			0-0 5-3		4	0	0	0	0	0	4												
Alan Ashby, S OBP: 0.335, SLG: 0.295 (1, 2)		4-0 1B BB		0-0 F4-3		0-0 1B		0-0 6-3		3	0	1	0	1	0	0												
Joe Pittman, R OBP: 0.336, SLG: 0.349 (1, 4)		0-0 1B		0-0 SH3-4 1B		0-0 F9		0-0 3-1		4	0	2	1	0	0	1												
Nolan Ryan, R OBP: 0.265, SLG: 0.167 Kiko Garcia, R OBP: 0.289, SLG: 0.250 Harry Spilman, L OBP: 0.314, SLG: 0.258 (9, PH)	0-3 K		0-0 SH3-4		0-0 1B			0-0 F9		2	0	1	0	0	1	2												
Inning Stats	R: 0 E: 0 K: 1 S: 5	H: 0 LOB: 0 BB: 0 P: 5	R: 1 E: 0 K: 2 S: 9	H: 2 LOB: 2 BB: 1 P: 13	R: 0 E: 0 K: 0 S: 5	H: 2 LOB: 3 BB: 1 P: 9	R: 0 E: 0 K: 0 S: 4	H: 1 LOB: 1 BB: 0 P: 4	R: 0 E: 0 K: 2 S: 7	H: 0 LOB: 0 BB: 0 P: 7	R: 0 E: 0 K: 0 S: 4	H: 1 LOB: 1 BB: 0 P: 4	R: 0 E: 0 K: 1 S: 6	H: 1 LOB: 0 BB: 0 P: 6	R: 0 E: 0 K: 0 S: 3	H: 0 LOB: 0 BB: 0 P: 3	R: 0 E: 0 K: 0 S: 3	H: 0 LOB: 0 BB: 0 P: 3	1B: 7 2B: 0 3B: 0 HR: 0	SF: 0 SAC: 1 DP: 0 HBP: 0	WP: 0 PB: 0 SB: 0 CS: 0	PA: 36						
PITCHER	IP	WLS	BF	H	R	ER	SO	BB	IBB	HBP	BLK	WP	HR	S	P	ERA	WHIP											
Greg Harris, R ERA: 4.39 Ray Searge, L ERA: 3.27 Mike Marshall, R ERA: 5.06	(1, 1) (6, 1) (8, 1)	5.0 2.0 2.0	22 8 6	5 2 0	1 0 0	1 0 0	5 1 0	2 0 0	0 0 0	0 0 0	1 0 0	0 0 0	0 0 0	0 10 6	30 10 6	38 10 6	1.80 0.00 0.00	1.400 1.000 0.000										

Houston Astros @ New York Mets
Shea Stadium, Flushing, NY
Tue Aug 25 1981, 7:05 PM EDT
Att: 15,622 - Unknown

AB	33
R	1
H	7
RBI	1
BB	2
SO	6
LOB	14



Batter	1	2	3	4	5	6	7	8	9	AB	R	H	RBI	BB	SO	LOB	BOTTOM										
Mookie Wilson, S OBP: 0.362, SLG: 0.420 (1, 8)	0-0 1-3			0-0 CS 1B		0-3 K		0-0 HR		4	1	2	1	0	1	0											
Frank Taveras, R OBP: 0.270, SLG: 0.288 (1, 6)	0-3 K			0-0 F3		0-0 F3		0-0 6-3		4	0	0	0	0	1	1											
Hubie Brooks, R OBP: 0.339, SLG: 0.404 (1, 5)	0-0 1-3			0-3 K		0-3 K		0-0 E 1B		4	0	1	0	0	2	0											
Dave Kingman, R OBP: 0.348, SLG: 0.517 (1, 3)		0-0 G3			4-0 E 1B BB		0-0 5-3	0-3 K		3	1	0	0	1	1	1											
Ellis Valentine, R OBP: 0.238, SLG: 0.327 (1, 9)		4-0 CS BB			0-0 E6 1B		0-0 6-3	0-0 E6		3	0	0	0	1	0	2											
Lee Mazzilli, S OBP: 0.321, SLG: 0.310 (1, 7)		0-3 K			0-0 F7		4-0 BB 1B BB	0-3 K		3	0	0	0	1	2	5											
John Stearns, R OBP: 0.330, SLG: 0.327 (1, 2)				0-0 F5		0-0 1-2 3-H 1B		0-0 1B		3	0	2	1	0	0	0											
Doug Flynn, R OBP: 0.240, SLG: 0.291 Rusty Staub, L OBP: 0.386, SLG: 0.410 Bob Bailor, R OBP: 0.333, SLG: 0.291 (7, PH) (7, PR)				0-0 F6-3		0-0 F8		4-0 1-2 2-3 BB		2	0	0	0	0	0	2											
Greg Harris, S OBP: 0.077, SLG: 0.077 Mike Cabbage, L OBP: 0.294, SLG: 0.311 Ray Searge, L OBP: 1.000, SLG: 1.000 Mike Jorgensen, L OBP: 0.303, SLG: 0.449 Mike Marshall, R (8, 1)				0-3 K		0-0 4-3		0-3 K		1	0	0	0	0	1	0											
Inning Stats	R: 0 E: 0 K: 1 S: 5	H: 0 LOB: 0 BB: 0 P: 5	R: 0 E: 0 K: 1 S: 4	H: 0 LOB: 0 BB: 1 P: 8	R: 0 E: 0 K: 1 S: 5	H: 0 LOB: 0 BB: 0 P: 5	R: 0 E: 0 K: 1 S: 5	H: 1 LOB: 2 BB: 1 P: 9	R: 0 E: 0 K: 2 S: 7	H: 0 LOB: 0 BB: 0 P: 7	R: 0 E: 0 K: 1 S: 6	H: 1 LOB: 3 BB: 2 P: 14	R: 1 E: 1 K: 2 S: 10	H: 2 LOB: 2 BB: 0 P: 10	1B: 4 2B: 0 3B: 0 HR: 1	SF: 0 SAC: 0 DP: 0 HBP: 0	WP: 0 PB: 0 SB: 0 CS: 2	PA: 33									
PITCHER	IP	WLS	BF	H	R	ER	SO	BB	IBB	HBP	BLK	WP	HR	S	P	ERA	WHIP										
Nolan Ryan, R ERA: 1.19 Joe Sambito, L ERA: 1.59	(1, 1) (8, 1)	7.0 1.0	27 6	3 2	1 1	0 1	7 2	4 0	0 0	0 0	0 0	0 0	0 1	10 10	3 10	0.00 9.00	1.000 2.000										

Houston Astros @ New York Mets
Shea Stadium, Flushing, NY
Tue Aug 25 1981, 7:05 PM EDT
Att: 15,622 - Unknown


AB	29
R	2
H	5
RBI	2
BB	4
SO	9
LOB	16



Batter	1	2	3	4	5	6	7	8	9	AB	R	H	RBI	BB	SO	LOB	TOP					
Tony Scott, S OBP: 0.275, SLG: 0.337 (1, 8)										5	1	2	1	0	0	1						
Craig Reynolds, L OBP: 0.272, SLG: 0.395 (1, 6)										4	1	0	0	1	0	2						
Denny Walling, L OBP: 0.362, SLG: 0.397 (1, 9)										4	3	2	0	1	1	1						
Jose Cruz, L OBP: 0.324, SLG: 0.463 (1, 7)										4	1	2	1	0	1	1						
Cesar Cedeno, R OBP: 0.339, SLG: 0.373 (1, 3)										4	1	1	0	1	1	2						
Art Howe, R OBP: 0.371, SLG: 0.419 (1, 5)											4	1	2	5	0	0						
Alan Ashby, S OBP: 0.342, SLG: 0.296 (1, 2)											3	1	1	1	2	0	1					
Joe Pittman, R OBP: 0.325, SLG: 0.336 (1, 4)											4	0	0	0	0	1	5					
Don Sutton, R OBP: 0.211, SLG: 0.118 (1, 1)										2	0	0	0	0	0	0						
Terry Puhl, L OBP: 0.340, SLG: 0.380 (6, PH)										1	0	0	0	0	0	1						
Vern Ruhle, R OBP: 0.600, SLG: 0.400 (6, 1)										1	0	1	1	0	0	0						
Dave Smith, R OBP: 0.200, SLG: 0.200 (8, 1)										0	0	0	0	0	0	0						
Inning Stats	R: 3 E: 0 K: 1 S: 7	H: 2 LOB: 2 BB: 3 P: 19	R: 0 E: 0 K: 0 S: 3	H: 0 LOB: 0 BB: 0 P: 3	R: 1 E: 0 K: 2 S: 9	H: 2 LOB: 2 BB: 1 P: 13	R: 0 E: 1 K: 1 S: 6	H: 0 LOB: 1 BB: 0 P: 6	R: 0 E: 0 K: 0 S: 3	H: 0 LOB: 0 BB: 0 P: 3	R: 1 E: 0 K: 0 S: 4	H: 1 LOB: 1 BB: 1 P: 8	R: 4 E: 0 K: 0 S: 8	H: 5 LOB: 1 BB: 0 P: 8	R: 0 E: 0 K: 0 S: 4	H: 1 LOB: 1 BB: 0 P: 4	R: 0 E: 0 K: 0 S: 3	H: 0 LOB: 0 BB: 0 P: 3	1B: 8 2B: 3 3B: 0 HR: 0	SF: 2 SAC: 1 DP: 0 HBP: 0	WP: 0 PB: 0 SB: 2 CS: 0	PA: 44
PITCHER	IP	WLS	BF	H	R	ER	SO	BB	IBB	HBP	BLK	WP	HR	S	P	ERA	WHIP					
Pat Zachry, R ERA: 3.92 (1, 1)	3.0	L	17	4	4	4	3	4	0	0	0	0	0	19	35	12.00	2.667					
Terry Leach, R ERA: 1.35 (4, 1)	2.0		7	0	0	0	1	0	0	0	0	0	0	9	9	0.00	0.000					
Dyar Miller, R ERA: 3.41 (6, 1)	1.0		6	2	2	2	0	1	0	0	0	0	0	5	9	18.00	3.000					
Ray Seavage, L ERA: 5.25 (7, 1)	1.0		7	4	3	3	0	0	0	0	0	0	0	7	7	27.00	4.000					
Dan Boitano, R ERA: 3.92 (8, 1)	2.0		7	1	0	0	0	0	0	0	0	0	0	7	7	0.00	0.500					
Batter	1	2	3	4	5	6	7	8	9	AB	R	H	RBI	BB	SO	LOB	BOTTOM					
Mookie Wilson, S OBP: 0.360, SLG: 0.417 (1, 8)										4	0	1	1	0	1	1						
Frank Taveras, R OBP: 0.270, SLG: 0.289 (1, 6)										3	0	1	1	0	0	1						
Hubie Brooks, R OBP: 0.333, SLG: 0.397 (1, 5)										4	0	0	0	0	2	2						
Dave Kingman, R OBP: 0.343, SLG: 0.509 (1, 3)										4	0	0	0	0	2	0						
Ellis Valentine, R OBP: 0.238, SLG: 0.325 (1, 9)										4	1	1	0	0	1	0						
Lee Mazzilli, S OBP: 0.319, SLG: 0.308 (1, 7)											4	0	1	0	0	0						
John Stearns, R OBP: 0.330, SLG: 0.329 (1, 2)										2	0	1	1	0	0	0						
Doug Flynn, R OBP: 0.241, SLG: 0.291 (1, 4)										3	1	1	0	0	1	2						
Pat Zachry, R ERA: 2.26, SLG: 0.207 (3, PH)										0	0	0	0	0	0	0						
Ron Hodges, L OBP: 0.270, SLG: 0.417 (4, 1)										0	1	0	0	1	0	0						
Terry Leach, R ERA: 1.35 (4, 1)										0	0	0	0	0	0	0						
Mike Cutchane, L OBP: 0.300, SLG: 0.336 (5, PH)										0	1	1	0	0	0	0						
Dyar Miller, R ERA: 3.41 (6, 1)										0	0	0	0	0	0	0						
Ray Seavage, L ERA: 5.25 (7, 1)										0	0	0	0	0	0	0						
Mike Jorgensen, L OBP: 0.200, SLG: 0.200 (8, 1)										1	0	0	0	0	0	1						
Dan Boitano, R ERA: 3.92 (8, 1)										0	0	0	0	0	0	0						
Inning Stats	R: 0 E: 0 K: 0 S: 3	H: 1 LOB: 0 BB: 0 P: 3	R: 0 E: 0 K: 0 S: 3	H: 0 LOB: 0 BB: 0 P: 3	R: 2 E: 0 K: 1 S: 7	H: 2 LOB: 1 BB: 1 P: 11	R: 1 E: 0 K: 2 S: 9	H: 2 LOB: 1 BB: 0 P: 9	R: 0 E: 0 K: 1 S: 5	H: 1 LOB: 0 BB: 0 P: 5	R: 0 E: 0 K: 1 S: 5	H: 0 LOB: 0 BB: 0 P: 5	R: 0 E: 0 K: 0 S: 4	H: 1 LOB: 1 BB: 0 P: 4	R: 0 E: 0 K: 1 S: 5	H: 0 LOB: 0 BB: 0 P: 5	R: 0 E: 0 K: 1 S: 5	H: 0 LOB: 0 BB: 0 P: 5	1B: 7 2B: 1 3B: 0 HR: 0	SF: 2 SAC: 0 DP: 1 HBP: 0	WP: 0 PB: 0 SB: 0 CS: 1	PA: 33
PITCHER	IP	WLS	BF	H	R	ER	SO	BB	IBB	HBP	BLK	WP	HR	S	P	ERA	WHIP					
Don Sutton, R ERA: 3.29 (1, 1)	5.0	W	20	6	3	3	4	1	0	0	0	0	0	27	31	5.40	1.400					
Vern Ruhle, R ERA: 3.83 (6, 1)	2.0		7	1	0	0	1	0	0	0	0	0	0	9	9	0.00	0.500					
Dave Smith, R ERA: 3.68 (8, 1)	2.0		6	0	0	0	2	0	0	0	0	0	0	10	10	0.00	0.000					


Houston Astros @ New York Mets
Shea Stadium, Flushing, NY
Wed Aug 26 1981, 7:05 PM EDT
Att: 16,731 - Unknown

AB 36
R 9
H 11
RBI 9
BB 5
SO 4
LOB 14



Houston Astros @ New York Mets
Shea Stadium, Flushing, NY
Wed Aug 26 1981, 7:05 PM EDT
Att: 16,731 - Unknown

AB 30
R 3
H 7
RBI 3
BB 1
SO 7
LOB 7



Batter	1	2	3	4	5	6	7	8	9	AB	R	H	RBI	BB	SO	LOB	TOP		
Dave Collins, S (1, 9) OBP: 0.348, SLG: 0.384 Sam Mejias, R (8, 9) OBP: 0.333, SLG: 0.364	F4 FC3-6		F4-6-3 1-2			F4-3		1-4-3	F9	4	0	0	0	0	0	3			
Ken Griffey, L (1, 8) OBP: 0.355, SLG: 0.398	FC3-6 F6-4-3 1-2			F4-3			1B 2B	2B IBB		3	2	1	0	1	0	1			
Dave Concepcion, R (1, 6) OBP: 0.347, SLG: 0.425	F6-4-3 1-2			5-3			L3	1B 2B 1-H 2-H		4	1	1	2	0	0	2			
George Foster, R (1, 7) OBP: 0.379, SLG: 0.543		5-3		6-3			G3 2H	2B 1B 2H		4	0	2	2	0	0	0			
Dan Driessen, L (1, 3) OBP: 0.336, SLG: 0.353	F9				F4-3		G3 1-2		G1-4-3 1B	4	0	1	0	0	0	1			
Ray Knight, R (1, 5) OBP: 0.342, SLG: 0.375	F4-3				F8		BB		G1-4-3 1B 1-2	3	0	0	0	1	0	1			
Ron Oester, S (1, 4) OBP: 0.327, SLG: 0.383			F8		F4-3		G3		1B 1B	4	1	1	0	0	0	2			
Mike O'Berry, R (1, 2) OBP: 0.273, SLG: 0.290 Joe Nolan, L (8, PH) OBP: 0.374, SLG: 0.421			1B BB		F4			SH1-4 2B BB	1B 1B 1-2	1	0	0	0	1	0	0			
Tom Seaver, R (1, 1) OBP: 0.289, SLG: 0.308			F4-6-3 1B 1-2		F2			SH1-4 1-2	1B 1-3 2-H	3	0	2	1	0	0	0			
Inning Stats	R: 0 E: 1 K: 0 S: 3	H: 0 LOB: 0 BB: 0 P: 3	R: 0 E: 0 K: 0 S: 3	H: 0 LOB: 0 BB: 0 P: 3	R: 0 E: 0 K: 0 S: 3	H: 1 LOB: 1 BB: 1 P: 7	R: 0 E: 0 K: 0 S: 3	H: 0 LOB: 0 BB: 0 P: 3	R: 0 E: 0 K: 0 S: 3	H: 0 LOB: 0 BB: 0 P: 3	R: 1 E: 0 K: 0 S: 5	H: 2 LOB: 2 BB: 1 P: 9	R: 3 E: 0 K: 0 S: 4	H: 2 LOB: 1 BB: 2 P: 12	R: 1 E: 0 K: 0 S: 6	H: 4 LOB: 2 BB: 0 P: 6	1B: 7 2B: 2 3B: 0 HR: 0	SF: 0 SAC: 1 DP: 3 HBP: 0	WP: 0 PA: 37 PB: 0 SB: 0 CS: 0
PITCHER	IP WLS BF H R ER SO BB IBB HBP BLK WP HR S P ERA WHIP																		
Ed Lynch, R (1, 1) ERA: 2.77	6.1	21	2	1	1	0	0	1	0	0	0	0	0	0	0	3	7	1.42	0.474
Dan Boliano, R (7, 1) ERA: 3.24	0.2	4	1	0	0	0	1	0	0	0	0	0	0	0	3	7	0.00	3.000	
Neil Allen, R (8, 1) ERA: 3.14	1.2	L 11	6	4	4	0	1	1	0	0	0	0	0	9	17	21.60	4.200		
Ray Seavage, L (9, 1) ERA: 5.11	0.1	1	0	0	0	0	0	0	0	0	0	0	0	1	1	0.00	0.000		

Cincinnati Reds @ New York Mets
Shea Stadium, Flushing, NY
Fri Aug 28 1981, 7:05 PM EDT
Att: 23,061 - Unknown

AB	32
R	5
H	9
RBI	5
BB	4
SO	0
LOB	12



Batter	1	2	3	4	5	6	7	8	9	AB	R	H	RBI	BB	SO	LOB	BOTTOM		
Mookie Wilson, S (1, 8) OBP: 0.352, SLG: 0.403	CS HBP		4-3		K		FC5 2-3			3	0	0	0	0	1	4			
Frank Taveras, R (1, 6) OBP: 0.276, SLG: 0.297	CS 1B 1-2		F6			4-3		6-3 1B		4	0	2	0	0	0	1			
Hubie Brooks, R (1, 5) OBP: 0.335, SLG: 0.404	6-3 1-2			2B 2B		F8		6-3 1-2		4	1	1	0	0	0	2			
Dave Kingman, R (1, 3) OBP: 0.340, SLG: 0.496		F9 4-3 BB		5-3		K		K		3	0	0	0	1	2	1			
Ellis Valentine, R (1, 9) OBP: 0.246, SLG: 0.348		4-3 1-2		6-3		SH5-4 1B		1B HR		4	1	2	1	0	0	2			
Lee Mazzilli, S (1, 7) OBP: 0.322, SLG: 0.322		F9 2-3		2B		FC5 SH5-4 1B		F8		4	0	2	1	0	0	1			
John Stearns, R (1, 2) OBP: 0.320, SLG: 0.318		6-3		5-3		SH5-4 1-2 2-3		F8		3	0	0	0	0	0	2			
Doug Flynn, R (1, 4) OBP: 0.242, SLG: 0.291 Mike Jorgensen, L (7, PH) OBP: 0.304, SLG: 0.438 Bob Bailor, R (8, 4) OBP: 0.344, SLG: 0.291			SH5-4 1B		F7		IBB		BB BB	2	0	1	0	0	0	0			
Ed Lynch, R (1, 1) OBP: 0.238, SLG: 0.200 Dan Boliano, R (7, PH) OBP: 0.304, SLG: 0.438 Rusty Staub, L (8, 1) OBP: 0.408 Neil Allen, R (8, 1) OBP: 0.304, SLG: 0.438 Ray Seavage, L (9, 1) OBP: 0.304, SLG: 0.438 Mike Curbage, L (9, PH) OBP: 0.302, SLG: 0.319		SH5-4 1-2		1B		F3		F8		1	0	1	0	0	0	0			
Inning Stats	R: 0 E: 0 K: 0 S: 2	H: 1 LOB: 0 BB: 0 P: 3	R: 0 E: 0 K: 0 S: 3	H: 0 LOB: 1 BB: 1 P: 7	R: 0 E: 0 K: 0 S: 4	H: 1 LOB: 1 BB: 0 P: 4	R: 1 E: 0 K: 0 S: 5	H: 2 LOB: 1 BB: 0 P: 5	R: 0 E: 0 K: 1 S: 5	H: 0 LOB: 0 BB: 0 P: 5	R: 0 E: 0 K: 0 S: 5	H: 2 LOB: 3 BB: 1 P: 9	R: 0 E: 0 K: 1 S: 5	H: 1 LOB: 0 BB: 0 P: 5	R: 0 E: 0 K: 0 S: 4	H: 1 LOB: 1 BB: 1 P: 8	1B: 6 2B: 3 3B: 0 HR: 1	SF: 0 SAC: 2 DP: 1 HBP: 1	WP: 0 PA: 36 PB: 0 SB: 0 CS: 2
PITCHER	IP WLS BF H R ER SO BB IBB HBP BLK WP HR S P ERA WHIP																		
Tom Seaver, R (1, 1) ERA: 2.39	9.0	W 36	9	2	2	3	2	1	1	0	0	1	38	51	2.00	1.222			

Cincinnati Reds @ New York Mets
Shea Stadium, Flushing, NY
Fri Aug 28 1981, 7:05 PM EDT
Att: 23,061 - Unknown

AB	30
R	2
H	9
RBI	2
BB	3
SO	3
LOB	17



Batter	1	2	3	4	5	6	7	8	9	AB	R	H	RBI	BB	SO	LOB	TOP								
Dave Collins, S OBP: 0.350, SLG: 0.384 (1, 9)	F7			F4-3		CS BB		WP	3 0 1 0 1 0 0								Cincinnati Reds @ New York Mets Shea Stadium, Flushing, NY Sat Aug 29 1981, 7:05 PM EDT Att: 44,598 - Unknown								
Ken Griffey, L OBP: 0.354, SLG: 0.396 (1, 8)	F8			F4-3		CS	F6-4-3 1B	WP 1B	4 0 1 0 0 1 1																
Dave Concepcion, R OBP: 0.343, SLG: 0.419 (1, 6)	5-3			K			F6-4-3 1-2	6-3	4 0 0 0 0 1 2																
George Foster, R OBP: 0.378, SLG: 0.544 (1, 7)		5-3			1B F4-6-3 2B		F9		3 1 1 0 0 0 0																
Dan Driessen, L OBP: 0.336, SLG: 0.352 (1, 3)		F4-3			F4-6-3 1B		F9		3 0 1 0 0 0 0																
Ray Knight, R OBP: 0.339, SLG: 0.370 Junior Kennedy, R OBP: 0.115, SLG: 0.120 (8, 5)		F8			F4-6-3 1-2		F9		3 0 0 0 0 0 1 0 0 0 0 0 0 0																
Joe Nolan, L OBP: 0.368, SLG: 0.414 (1, 2)			G3		F9		L3		3 0 0 0 0 0 0																
Ron Oester, S OBP: 0.324, SLG: 0.378 (1, 4)			6-3			K		E3 1B F4-3 WP	3 1 0 0 0 1 0																
Bruce Berenyi, R OBP: 0.188, SLG: 0.267 Larry Bittner, L OBP: 0.311, SLG: 0.325 (9, PH)			K			F4		F4-3 1-2	2 0 0 0 0 1 0 1 0 0 0 0 0 1																
Inning Stats	R: 0 E: 0 K: 0 S: 3	H: 0 LOB: 0 BB: 0 P: 3	R: 0 E: 0 K: 0 S: 3	H: 0 LOB: 0 BB: 0 P: 3	R: 0 E: 0 K: 1 S: 5	H: 0 LOB: 0 BB: 0 P: 5	R: 0 E: 0 K: 1 S: 5	H: 0 LOB: 0 BB: 0 P: 5	R: 1 E: 0 K: 0 S: 4	H: 2 LOB: 0 BB: 0 P: 4	R: 0 E: 0 K: 1 S: 4	H: 0 LOB: 0 BB: 1 P: 8	R: 0 E: 0 K: 0 S: 3	H: 1 LOB: 0 BB: 0 P: 3	R: 0 E: 0 K: 0 S: 3	H: 0 LOB: 0 BB: 0 P: 3	R: 1 E: 1 K: 1 S: 7	H: 1 LOB: 1 BB: 0 P: 7	1B: 3 2B: 1 3B: 0 HR: 0	SF: 0 SAC: 0 DP: 2 HBP: 0	WP: 1 PB: 0 CS: 1	PA: 31			
PITCHER	IP	WLS	BF	H	R	ER	SO	BB	IBB	HBP	BLK	WP	HR	S	P	ERA	WHIP								
Mike Scott, R ERA: 4.21 (1, 1)	7.0	W	22	3	1	1	3	1	0	0	0	0	0	27	31	1.29	0.571								
Mike Marshall, R ERA: 3.39 (8, 1)	1.1		6	1	1	0	0	0	0	0	0	0	0	6	6	0.00	0.750								
Ray Seearge, L ERA: 4.97 (9, 1)	0.1	S	1	0	0	0	1	0	0	0	0	1	0	3	3	0.00	0.000								
Neil Allen, R ERA: 3.12 (9, 1)	0.1	S	1	0	0	0	0	0	0	0	0	0	0	1	1	0.00	0.000								

AB	29
R	2
H	4
RBI	0
BB	1
SO	4
LOB	5



Batter	1	2	3	4	5	6	7	8	9	AB	R	H	RBI	BB	SO	LOB	BOTTOM								
Lee Mazzilli, S OBP: 0.325, SLG: 0.319 (1, 8)	4-3		6-3 BB			S 1B BB	F7		2 1 0 0 2 0 0								Cincinnati Reds @ New York Mets Shea Stadium, Flushing, NY Sat Aug 29 1981, 7:05 PM EDT Att: 44,598 - Unknown								
Frank Taveras, R OBP: 0.278, SLG: 0.296 (1, 6)	6-3		6-3 1-2 2-3			K		WP S 1B	4 1 1 0 0 1 3																
Hubie Brooks, R OBP: 0.337, SLG: 0.406 (1, 5)			6-3			1B		K	4 0 2 1 0 1 3																
Dave Kingman, R OBP: 0.339, SLG: 0.492 (9, 3)	K					1B		K	4 0 1 0 0 3 2																
Ellis Valentine, R OBP: 0.240, SLG: 0.339 (1, 9)			K			1B		K	4 0 0 0 0 3 3																
Rusty Staub, L OBP: 0.387, SLG: 0.404 Bob Bailor, R OBP: 0.344, SLG: 0.291 (8, FR)						F7		K	3 0 1 1 1 1 2 0 0 0 0 0 0 0																
Alex Trevino, R OBP: 0.331, SLG: 0.278 (1, 2)			G6-4-3 1-2			K		E6 G3 S WP	4 1 0 0 0 1 3																
Doug Flynn, R OBP: 0.238, SLG: 0.287 (1, 4)			F9			F4-3		F5	3 0 0 0 0 0 1																
Mike Scott, R OBP: 0.147, SLG: 0.067 Mike Jorgensen, L OBP: 0.301, SLG: 0.432 Mike Marshall, R (7, PH)						K		G3	2 0 1 0 0 1 0 1 0 0 0 0 0 1 0 0 0 0 0 0 0 0 0 0 0 0 0 0																
Ray Seearge, L OBP: 1.000, SLG: 1.000 Neil Allen, R OBP: 0.200, SLG: 0.600 (9, 1)			6-3 BB			K		2-3	0 0 0 0 0 0 0 0 0 0 0 0 0 0																
Inning Stats	R: 0 E: 0 K: 1 S: 6	H: 1 LOB: 1 BB: 0 P: 6	R: 0 E: 0 K: 1 S: 4	H: 0 LOB: 0 BB: 1 P: 8	R: 0 E: 0 K: 0 S: 4	H: 1 LOB: 2 BB: 1 P: 8	R: 0 E: 0 K: 2 S: 7	H: 0 LOB: 0 BB: 0 P: 7	R: 0 E: 0 K: 2 S: 7	H: 0 LOB: 0 BB: 0 P: 7	R: 1 E: 0 K: 2 S: 9	H: 2 LOB: 2 BB: 1 P: 13	R: 1 E: 1 K: 0 S: 4	H: 0 LOB: 0 BB: 0 P: 4	R: 1 E: 0 K: 3 S: 12	H: 2 LOB: 2 BB: 0 P: 12	1B: 6 2B: 0 3B: 0 HR: 0	SF: 0 SAC: 0 DP: 1 HBP: 0	WP: 2 PB: 0 SB: 3 CS: 0	PA: 34					
PITCHER	IP	WLS	BF	H	R	ER	SO	BB	IBB	HBP	BLK	WP	HR	S	P	ERA	WHIP								
Bruce Berenyi, R ERA: 3.48 (1, 1)	8.0	L	34	6	3	2	11	3	0	0	0	2	0	53	65	2.25	1.125								



Batter	1	2	3	4	5	6	7	8	9	AB	R	H	RBI	BB	SO	LOB	TOP			
Lee Mazzilli, S (1, 8) OBP: 0.333, SLG: 0.355	F6		HR		BB		K			3	1	1	1	1	1	1	New York Mets @ Houston Astros Astrodome, Houston, TX Mon Aug 31 1981, 8:05 PM EDT Att: 10,669 - Dome - 72 F			
Frank Taveras, R (1, 6) OBP: 0.276, SLG: 0.295	K		K		F6			F8		4	0	1	0	0	1					
Hubie Brooks, R (1, 5) OBP: 0.337, SLG: 0.407	K			1B	1B		F7	2B	4-3	4	0	2	0	0	1					
Dave Kingman, R (1, 3) OBP: 0.339, SLG: 0.488		1B		K			F7	2B		4	0	2	0	0	1					
Mike Jorgensen, L (1, 7) OBP: 0.306, SLG: 0.430	F8			1B			4-3		2B	4	0	1	0	0	1					
Ellis Valentine, R (1, 9) OBP: 0.235, SLG: 0.335	K		K		K		K		1-3	4	0	0	0	0	3					
John Stearns, R (1, 2) OBP: 0.312, SLG: 0.310	2-3			F9			G3 SH1-3	1B	5-3	4	0	1	0	0	0					
Doug Flynn, R (1, 4) OBP: 0.249, SLG: 0.297				F6-3			SH1-3		F9	2	0	1	0	0	0					
Mookie Wilson, S (9, PH) OBP: 0.349, SLG: 0.399			B1-6-4	1B			1-2			1	0	0	0	0	0					
Pat Zachry, R (1, 1) OBP: 0.212, SLG: 0.194			B1-6-4		5-3		G3			2	0	0	0	0	0					
Mike Cubbage, L (7, PH) OBP: 0.291, SLG: 0.306										1	0	0	0	0	0					
Ray Seearge, L (7, 1) OBP: 1.000, SLG: 1.000										0	0	0	0	0	0					
Inning Stats	R: 0 E: 0 K: 1 S: 5	H: 1 LOB: 0 BB: 0 P: 5	R: 0 E: 0 K: 1 S: 6	H: 1 LOB: 1 BB: 0 P: 6	R: 1 E: 0 K: 1 S: 6	H: 2 LOB: 0 BB: 0 P: 6	R: 0 E: 0 K: 2 S: 9	H: 2 LOB: 2 BB: 0 P: 9	R: 0 E: 0 K: 0 S: 3	H: 0 LOB: 1 BB: 1 P: 7	R: 0 E: 0 K: 1 S: 6	H: 1 LOB: 1 BB: 0 P: 6	R: 0 E: 0 K: 1 S: 6	H: 1 LOB: 0 BB: 0 P: 6	R: 0 E: 0 K: 0 S: 3	H: 0 LOB: 0 BB: 0 P: 3	1B: 6 2B: 2 3B: 0 HR: 1	SF: 0 SAC: 1 DP: 1 HBP: 0	WP: 0 PB: 0 SB: 0 CS: 0	PA: 35
PITCHER Don Sutton, R (1, 1) ERA: 3.11	IP: 9.0 WLS: W BF: 35 H: 9 R: 1 ER: 1 SO: 8 BB: 1 IBB: 0 HBP: 0 BLK: 0 WP: 0 HR: 1 S: 50 P: 54 ERA: 1.00 WHIP: 1.111															PITCHER				

AB	33
R	1
H	9
RBI	1
BB	1
SO	8
LOB	17



Batter	1	2	3	4	5	6	7	8	9	AB	R	H	RBI	BB	SO	LOB	BOTTOM			
Tony Scott, S (1, 8) OBP: 0.286, SLG: 0.356	G3 SH5-3	F4-3			SH5-3		F9	FC6-4		5	2	3	1	0	0		New York Mets @ Houston Astros Astrodome, Houston, TX Mon Aug 31 1981, 8:05 PM EDT Att: 10,669 - Dome - 72 F			
Craig Reynolds, L (1, 6) OBP: 0.272, SLG: 0.389	SH5-3		G3		SH5-3		F9	FC6-4		3	0	1	0	0	0					
Denny Walling, L (1, 9) OBP: 0.364, SLG: 0.391	G3		G3		F6		F4-3			4	0	0	0	0	0					
Jose Cruz, L (1, 7) OBP: 0.321, SLG: 0.453	E		F7		F4		F4-3			4	1	1	1	0	0					
Harry Spilman, L (1, 3) OBP: 0.302, SLG: 0.256	E3		F9		F8		K			4	1	0	0	0	1					
Art Howe, R (1, 5) OBP: 0.375, SLG: 0.431	E3			1-3			F9	2B	1B	4	1	1	0	0	0					
Alan Ashby, S (1, 2) OBP: 0.344, SLG: 0.330	K				1B		6-3	BB	1B	4	1	2	0	0	1					
Joe Pittman, R (1, 4) OBP: 0.333, SLG: 0.341		K			F7			1B	BB	2	0	0	0	2	1					
Don Sutton, R (1, 1) OBP: 0.214, SLG: 0.108		K			1-3		F9	1B	BB	3	0	0	1	1	1					
Inning Stats	R: 3 E: 2 K: 1 S: 9	H: 2 LOB: 1 BB: 0 P: 9	R: 0 E: 0 K: 2 S: 7	H: 0 LOB: 0 BB: 0 P: 7	R: 0 E: 0 K: 0 S: 4	H: 1 LOB: 1 BB: 0 P: 4	R: 0 E: 0 K: 0 S: 4	H: 1 LOB: 1 BB: 0 P: 4	R: 1 E: 1 K: 0 S: 5	H: 1 LOB: 1 BB: 0 P: 5	R: 0 E: 0 K: 0 S: 3	H: 0 LOB: 1 BB: 1 P: 7	R: 0 E: 0 K: 0 S: 3	H: 0 LOB: 0 BB: 0 P: 3	R: 2 E: 0 K: 1 S: 8	H: 3 LOB: 3 BB: 2 P: 16		1B: 5 2B: 3 3B: 0 HR: 0	SF: 0 SAC: 2 DP: 0 HBP: 0	WP: 0 PB: 0 SB: 0 CS: 0
PITCHER Pat Zachry, R (1, 1) ERA: 3.79	IP: 6.0 WLS: L BF: 27 H: 5 R: 4 ER: 4 SO: 3 BB: 1 IBB: 0 HBP: 0 BLK: 0 WP: 0 HR: 0 S: 32 P: 36 ERA: 1.50 WHIP: 1.000															PITCHER				
Ray Seearge, L (7, 1) ERA: 5.52	IP: 2.0 WLS: L BF: 11 H: 3 R: 2 ER: 2 SO: 1 BB: 1 IBB: 0 HBP: 0 BLK: 0 WP: 0 HR: 0 S: 11 P: 19 ERA: 9.00 WHIP: 2.000															PITCHER				



Batter	1	2	3	4	5	6	7	8	9	AB	R	H	RBI	BB	SO	LOB	TOP			
Mookie Wilson, S OBP: 0.342, SLG: 0.389 (1, 8)	0-3 K		0-0 1-3			0-0 F8		0-0 6-3		4	0	0	0	0	1	1				
Frank Taveras, R OBP: 0.269, SLG: 0.285 (1, 6)	0-0 F9		0-3 K			0-0 F7			0-0 F3	4	0	0	0	0	1	0				
Hubie Brooks, R OBP: 0.342, SLG: 0.405 (1, 5)				0-0 FC5-4 1B		0-3 K			0-0 F9	4	0	2	0	0	1	0				
Dave Kingman, R OBP: 0.330, SLG: 0.473 (1, 3)	0-3 K			0-0 FC5-4 1-2		0-0 F7			0-3 K	4	0	0	0	0	2	2				
Lee Mazzilli, S OBP: 0.332, SLG: 0.354 (1, 7)		0-3 K		0-3 K		0-3 K				3	0	0	0	0	3	1				
Ellis Valentine, R OBP: 0.232, SLG: 0.330 (1, 9)		0-0 F8		0-0 F6		0-0 F9				3	0	0	0	0	0	1				
Alex Trevino, R OBP: 0.336, SLG: 0.275 (1, 2) (8, 4)		4-0 FC5-4 BB			0-0 3-1			0-0 6-3		2	0	0	0	1	0	0				
Doug Flynn, R OBP: 0.248, SLG: 0.295 (1, 4)		0-0 FC5-4			0-0 F6-3			0-0 1B		3	0	1	0	0	0	1				
Dyar Miller, R OBP: 0.333, SLG: 0.333 (8, 1)		1-2								0	0	0	0	0	0	0				
Mike Scott, R OBP: 0.143, SLG: 0.065 (4, 1)										1	0	0	0	0	0	0				
Dan Botino, R OBP: 0.267, SLG: 0.407 (5, PH)										0	0	0	0	0	0	0				
Ron Hodges, L OBP: 0.267, SLG: 0.407 (5, 1)										0	0	0	0	0	0	0				
Terry Leach, R OBP: 0.267, SLG: 0.407 (5, 1)										0	0	0	0	0	0	0				
Ray Searage, L OBP: 1.000, SLG: 1.000 (8, PH)										0	0	0	0	0	0	0				
John Stearns, R OBP: 0.310, SLG: 0.320 (8, 2)										1	0	0	0	0	1	1				
Inning Stats	R: 0 E: 0 K: 2 S: 8	H: 1 LOB: 1 BB: 0 P: 8	R: 0 E: 0 K: 1 S: 5	H: 0 LOB: 1 BB: 1 P: 9	R: 0 E: 0 K: 1 S: 5	H: 0 LOB: 0 BB: 0 P: 5	R: 0 E: 0 K: 1 S: 6	H: 1 LOB: 1 BB: 0 P: 6	R: 0 E: 0 K: 0 S: 3	H: 0 LOB: 0 BB: 0 P: 3	R: 0 E: 0 K: 1 S: 5	H: 0 LOB: 0 BB: 0 P: 5	R: 0 E: 0 K: 1 S: 5	H: 1 LOB: 1 BB: 0 P: 6	R: 0 E: 0 K: 1 S: 5	H: 0 LOB: 0 BB: 0 P: 5	1B: 3 2B: 0 3B: 0 HR: 0	SF: 0 SAC: 0 DP: 0 HBP: 0	WP: 0 PB: 0 SB: 0 CS: 0	PA: 31
PITCHER Bob Knepper, L ERA: 1.8 (1, 1)	IP: 9.0 WLS: W BF: 31 H: 3 R: 0 ER: 0 SO: 9 BB: 1 IBB: 0 HBP: 0 BLK: 0 WP: 0 HR: 0 S: 48 P: 52 ERA: 0.00 WHIP: 0.444																			

New York Mets @ Houston Astros
Astrodome, Houston, TX
Wed Sep 02 1981, 8:05 PM EDT
Att: 18,938 - Dome - 72 F

AB 30
R 0
H 3
RBI 0
BB 1
SO 9
LOB 7



Batter	1	2	3	4	5	6	7	8	9	AB	R	H	RBI	BB	SO	LOB	BOTTOM			
Tony Scott, S OBP: 0.292, SLG: 0.364 (1, 8)	0-0 F4-3 1-3 2B			0-0 2H 1B		0-0 5-3		0-0 1B		5	1	4	1	0	0	1				
Phil Garner, R OBP: 0.316, SLG: 0.314 (1, 4)	0-0 F4-3 2-3		0-0 F8	0-3 K		0-0 1-3		0-0 F8		5	0	0	0	0	1	5				
Terry Puhl, L OBP: 0.333, SLG: 0.372 (1, 9)	0-0 1-3 3H		0-0 F4-3		0-0 F8		0-0 F4			4	0	0	1	0	0	0				
Jose Cruz, L OBP: 0.316, SLG: 0.444 (1, 7)	0-0 G3		0-0 FC5-4 1B		0-0 F2		0-0 G3			4	0	1	0	0	0	0				
Cesar Cedeno, R OBP: 0.336, SLG: 0.372 (1, 3)		0-0 1B 2B	0-0 F8		0-0 F3		0-0 1B 1B			4	2	2	0	0	0	1				
Art Howe, R OBP: 0.380, SLG: 0.437 (1, 5)		0-0 1B 2B	0-0 FC5-4		0-0 1B 1B		0-0 1B 1B			3	2	2	1	0	0	1				
Dave Roberts, R OBP: 0.255, SLG: 0.341 (7, PH) (8, 5)		2H 1B	1-2		0-0 1B 1B		1-2 1B 1B			1	0	1	0	0	0	0				
Alan Ashby, S OBP: 0.380, SLG: 0.369 (1, 2)		0-0 1H HR		0-0 FC1-6 1B		0-0 1B 1B		0-0 1H 2H 1B		4	1	4	3	0	0	0				
Craig Reynolds, L OBP: 0.272, SLG: 0.387 (1, 6)		0-0 6-3		0-0 FC1-6 SH1-4 1B		0-0 2B 1B		0-0 F9		4	2	1	0	0	0	1				
Bob Knepper, L OBP: 0.158, SLG: 0.189 (1, 1)		0-3 K		0-0 SH1-4		0-0 5-3 1H 3H 2B		0-3 K		3	0	1	2	0	2	0				
Inning Stats	R: 1 E: 0 K: 0 S: 4	H: 1 LOB: 0 BB: 0 P: 4	R: 3 E: 0 K: 1 S: 9	H: 4 LOB: 1 BB: 0 P: 9	R: 0 E: 0 K: 0 S: 4	H: 1 LOB: 1 BB: 0 P: 4	R: 1 E: 0 K: 1 S: 7	H: 2 LOB: 1 BB: 0 P: 7	R: 0 E: 0 K: 0 S: 3	H: 0 LOB: 0 BB: 0 P: 3	R: 2 E: 0 K: 0 S: 6	H: 4 LOB: 1 BB: 0 P: 6	R: 1 E: 0 K: 0 S: 5	H: 3 LOB: 2 BB: 0 P: 5	R: 0 E: 0 K: 1 S: 6	H: 1 LOB: 1 BB: 0 P: 6	1B: 12 2B: 3 3B: 0 HR: 1	SF: 0 SAC: 1 DP: 0 HBP: 0	WP: 0 PB: 0 SB: 0 CS: 0	PA: 38
PITCHER Mike Scott, R ERA: 4.49 (1, 1)	IP: 3.2 WLS: L BF: 19 H: 8 R: 5 ER: 5 SO: 1 BB: 0 IBB: 0 HBP: 0 BLK: 0 WP: 0 HR: 1 S: 21 P: 21 ERA: 12.27 WHIP: 2.182																			
Dan Botino, R ERA: 5.00 (4, 1)	0.1 0 0 0 0 0 0 0 0 0 0 0 0 0 0 0 0 0 0 0																			
Terry Leach, R ERA: 1.96 (5, 1)	1.1 7 4 2 2 0 0 0 0 0 0 0 0 0 0 0 0 0 0 0																			
Ray Searage, L ERA: 5.51 (6, 1)	1.2 7 3 1 1 0 0 0 0 0 0 0 0 0 0 0 0 0 0 0																			
Dyar Miller, R ERA: 3.29 (8, 1)	1.0 4 1 0 0 1 0 0 0 0 0 0 0 0 0 0 0 0 0 0																			

New York Mets @ Houston Astros
Astrodome, Houston, TX
Wed Sep 02 1981, 8:05 PM EDT
Att: 18,938 - Dome - 72 F

AB 37
R 8
H 16
RBI 8
BB 0
SO 3
LOB 9



Batter	1	2	3	4	5	6	7	8	9	AB	R	H	RBI	BB	SO	LOB	TOP					
Brett Butler, L OBP: 0.321, SLG: 0.367 (1, 7)	F4		F9			F7				3	0	0	0	1	0	0						
Claudell Washington, L OBP: 0.336, SLG: 0.411 (1, 9)	F8		F8			K				4	0	0	0	0	2	1						
Bob Homer, R OBP: 0.317, SLG: 0.389 (1, 5)	5-3				K	F8				4	0	0	0	0	2	1						
Chris Chambliss, L OBP: 0.350, SLG: 0.413 (1, 3)		K			K	G3				4	0	1	0	0	2	1						
Dale Murphy, R OBP: 0.321, SLG: 0.366 (1, 8)		K			K		F2			4	0	1	0	0	2	0						
Glenn Hubbard, R OBP: 0.331, SLG: 0.388 (1, 4)		1B				HR	F7			4	1	2	1	0	0	2						
Bruce Benedict, R OBP: 0.336, SLG: 0.370 (1, 2)							F9			3	0	2	0	0	0	0						
Rafael Ramirez, R OBP: 0.275, SLG: 0.270 (1, 6)						L3		K		3	0	0	0	0	2	3						
Phil Niekro, R OBP: 0.075, SLG: 0.075 (1, 1)							F8		G3	2	0	0	0	0	0	0						
Gene Garber, R (7, 1)										0	0	0	0	0	0	0						
Biff Pocoroba, S OBP: 0.263, SLG: 0.208 (8, PH)										1	0	0	0	0	0	0						
Steve Bedrosian, R (8, 1)										0	0	0	0	0	0	0						
Inning Stats	R: 0 E: 0 K: 0 S: 3	H: 0 LOB: 0 BB: 0 P: 3	R: 0 E: 0 K: 3 S: 11	H: 2 LOB: 2 BB: 0 P: 11	R: 0 E: 0 K: 0 S: 3	H: 0 LOB: 0 BB: 0 P: 3	R: 0 E: 0 K: 3 S: 9	H: 0 LOB: 0 BB: 0 P: 9	R: 1 E: 0 K: 0 S: 4	H: 2 LOB: 0 BB: 0 P: 4	R: 0 E: 0 K: 1 S: 5	H: 0 LOB: 1 BB: 1 P: 9	R: 0 E: 0 K: 0 S: 3	H: 0 LOB: 0 BB: 0 P: 3	R: 0 E: 0 K: 1 S: 5	H: 0 LOB: 0 BB: 0 P: 5	R: 0 E: 0 K: 2 S: 9	H: 2 LOB: 2 BB: 0 P: 9	1B: 5 2B: 1 3B: 0 HR: 1	SF: 0 SAC: 0 DP: 1 HBP: 0	WP: 0 PB: 0 SB: 1 CS: 0	PA: 33
PITCHER	IP	WLS	BF	H	R	ER	SO	BB	IBB	HBP	BLK	WP	HR	S	P	ERA	WHIP					
Greg Harris, R ERA: 4.2 (1, 1)	7.0	W	25	4	1	1	7	1	0	0	0	0	1	38	42	1.29	0.714					
Neil Allen, R ERA: 3.0 (8, 1)	2.0	S	8	2	0	0	3	0	0	0	0	0	0	14	14	0.00	1.000					

Atlanta Braves @ New York Mets
Shea Stadium, Flushing, NY
Fri Sep 04 1981, 7:05 PM EDT
Att: 15,021 - Unknown

AB 32
R 1
H 6
RBI 1
BB 1
SO 10
LOB 8



Batter	1	2	3	4	5	6	7	8	9	AB	R	H	RBI	BB	SO	LOB	BOTTOM					
Mookie Wilson, S OBP: 0.340, SLG: 0.387 (1, 8)	F7		4-3			E8	F8			4	1	1	0	0	0	2						
Lee Mazzilli, S OBP: 0.331, SLG: 0.354 (1, 7)					F2	SF8		K		3	0	1	1	0	1	0						
Hubie Brooks, R OBP: 0.340, SLG: 0.401 (1, 5)						6-3		K		3	0	0	0	1	2	0						
Dave Kingman, R OBP: 0.326, SLG: 0.466 (1, 3)							F7			4	0	0	0	0	1	1						
Mike Jorgensen, L OBP: 0.294, SLG: 0.411 (9, 3)	K							5-3		0	0	0	0	0	0	0						
Ellis Valentine, R OBP: 0.233, SLG: 0.346 (1, 9)						F3				3	1	1	1	0	0	0						
John Stearns, R OBP: 0.316, SLG: 0.316 (1, 2)										2	1	1	0	1	0	0						
Frank Taveras, R OBP: 0.265, SLG: 0.281 (1, 6)						G6-4-3				3	0	0	0	0	0	2						
Doug Flynn, R OBP: 0.249, SLG: 0.292 (1, 4)						F6-3				2	0	0	0	1	0	0						
Greg Harris, S OBP: 0.133, SLG: 0.200 (1, 1)										2	1	1	0	0	0	0						
Rusty Staub, L OBP: 0.408, SLG: 0.411 (7, PH)										1	0	1	1	0	0	0						
Ron Gardenhire, R (7, PR)										0	0	0	0	0	0	0						
Neil Allen, R OBP: 0.200, SLG: 0.600 (8, 1)										0	0	0	0	0	0	0						
Inning Stats	R: 0 E: 0 K: 1 S: 5	H: 1 LOB: 1 BB: 1 P: 9	R: 0 E: 0 K: 0 S: 3	H: 0 LOB: 0 BB: 0 P: 3	R: 0 E: 0 K: 0 S: 3	H: 0 LOB: 0 BB: 0 P: 3	R: 0 E: 0 K: 1 S: 5	H: 0 LOB: 0 BB: 0 P: 5	R: 0 E: 0 K: 0 S: 2	H: 0 LOB: 0 BB: 1 P: 6	R: 2 E: 1 K: 0 S: 5	H: 2 LOB: 0 BB: 0 P: 5	R: 2 E: 0 K: 0 S: 6	H: 3 LOB: 2 BB: 1 P: 10	R: 0 E: 0 K: 2 S: 7	H: 0 LOB: 0 BB: 0 P: 7	R: 0 E: 0 K: 2 S: 7	H: 0 LOB: 0 BB: 0 P: 7	1B: 3 2B: 2 3B: 0 HR: 1	SF: 1 SAC: 0 DP: 1 HBP: 0	WP: 0 PB: 0 SB: 0 CS: 1	PA: 31
PITCHER	IP	WLS	BF	H	R	ER	SO	BB	IBB	HBP	BLK	WP	HR	S	P	ERA	WHIP					
Phil Niekro, R ERA: 3.24 (1, 1)	6.1	L	24	5	4	3	2	2	0	0	0	0	1	26	34	4.26	1.105					
Gene Garber, R ERA: 3.25 (7, 1)	0.2		4	1	0	0	0	0	1	0	0	0	0	3	7	0.00	1.500					
Steve Bedrosian, R ERA: 4.63 (8, 1)	1.0		3	0	0	0	2	0	0	0	0	0	0	7	7	0.00	0.000					

Atlanta Braves @ New York Mets
Shea Stadium, Flushing, NY
Fri Sep 04 1981, 7:05 PM EDT
Att: 15,021 - Unknown

AB 27
R 4
H 6
RBI 3
BB 3
SO 4
LOB 5



Batter	1	2	3	4	5	6	7	8	9	AB	R	H	RBI	BB	SO	LOB	TOP								
Eddie Miller, S OBP: 0.281, SLG: 0.269 (1, 7)	F9		K		K			F2		4	0	0	0	0	2	1	Atlanta Braves @ New York Mets Shea Stadium, Flushing, NY Sat Sep 05 1981, 3:33 AM EDT Att: 11,009 - Unknown								
Brett Butler, L OBP: 0.333, SLG: 0.377 (1, 8)	K		G3			F7		1B		4	0	2	0	0	1	0									
Claudell Washington, L OBP: 0.341, SLG: 0.424 (1, 9)	HBP		G3					G3		4	2	2	1	0	0	2									
Chris Chambliss, L OBP: 0.352, SLG: 0.415 (1, 3)	HBP				K			F6		3	0	1	0	0	1	0									
Glenn Hubbard, R OBP: 0.327, SLG: 0.382 (1, 4)	E5				1-3			1-3		4	0	0	0	0	0	2									
Jerry Royster, R OBP: 0.217, SLG: 0.234 (1, 5)	F4				5-3					3	0	1	0	1	0	2									
Bruce Benedict, R OBP: 0.333, SLG: 0.364 (1, 2)						F7		F6-4-3		4	0	0	0	0	0	3									
Rafael Ramirez, R OBP: 0.272, SLG: 0.266 (1, 6)						F4-3		1-3		3	0	0	0	0	0	0									
Gaylord Perry, R OBP: 0.275, SLG: 0.385 Gene Garber, R (6, 1)										2	0	1	0	0	0	0									
Biff Pocoroba, S OBP: 0.261, SLG: 0.266 (8, PH)								F6		0	0	0	0	0	0	0									
Steve Bedrosian, R (8, 1)										1	0	0	0	0	0	0									
										0	0	0	0	0	0	0									
Inning Stats	R: 1 E: 1 K: 1 S: 7	H: 1 LOB: 2 BB: 0 P: 8	R: 0 E: 0 K: 0 S: 3	H: 0 LOB: 0 BB: 0 P: 3	R: 0 E: 0 K: 1 S: 5	H: 1 LOB: 0 BB: 0 P: 5	R: 0 E: 0 K: 1 S: 5	H: 0 LOB: 0 BB: 0 P: 5	R: 0 E: 0 K: 1 S: 6	H: 1 LOB: 1 BB: 0 P: 6	R: 1 E: 0 K: 0 S: 4	H: 1 LOB: 0 BB: 0 P: 4	R: 0 E: 0 K: 0 S: 2	H: 0 LOB: 1 BB: 1 P: 6	R: 0 E: 0 K: 0 S: 4	H: 1 LOB: 1 BB: 0 P: 4	R: 0 E: 0 K: 0 S: 4	H: 2 LOB: 1 BB: 0 P: 4	1B: 4 2B: 2 3B: 0 HR: 1	SF: 0 SAC: 0 DP: 2 HBP: 1	WP: 0 PB: 0 SB: 0 CS: 0	PA: 34			
PITCHER	IP WLS BF H R ER SO BB IBB HBP BLK WP HR S P ERA WHIP	IP WLS BF H R ER SO BB IBB HBP BLK WP HR S P ERA WHIP	IP WLS BF H R ER SO BB IBB HBP BLK WP HR S P ERA WHIP	IP WLS BF H R ER SO BB IBB HBP BLK WP HR S P ERA WHIP	IP WLS BF H R ER SO BB IBB HBP BLK WP HR S P ERA WHIP	IP WLS BF H R ER SO BB IBB HBP BLK WP HR S P ERA WHIP	IP WLS BF H R ER SO BB IBB HBP BLK WP HR S P ERA WHIP	IP WLS BF H R ER SO BB IBB HBP BLK WP HR S P ERA WHIP	IP WLS BF H R ER SO BB IBB HBP BLK WP HR S P ERA WHIP	IP WLS BF H R ER SO BB IBB HBP BLK WP HR S P ERA WHIP	IP WLS BF H R ER SO BB IBB HBP BLK WP HR S P ERA WHIP	IP WLS BF H R ER SO BB IBB HBP BLK WP HR S P ERA WHIP	IP WLS BF H R ER SO BB IBB HBP BLK WP HR S P ERA WHIP	IP WLS BF H R ER SO BB IBB HBP BLK WP HR S P ERA WHIP	IP WLS BF H R ER SO BB IBB HBP BLK WP HR S P ERA WHIP	IP WLS BF H R ER SO BB IBB HBP BLK WP HR S P ERA WHIP	IP WLS BF H R ER SO BB IBB HBP BLK WP HR S P ERA WHIP	IP WLS BF H R ER SO BB IBB HBP BLK WP HR S P ERA WHIP	IP WLS BF H R ER SO BB IBB HBP BLK WP HR S P ERA WHIP	IP WLS BF H R ER SO BB IBB HBP BLK WP HR S P ERA WHIP	IP WLS BF H R ER SO BB IBB HBP BLK WP HR S P ERA WHIP	IP WLS BF H R ER SO BB IBB HBP BLK WP HR S P ERA WHIP	IP WLS BF H R ER SO BB IBB HBP BLK WP HR S P ERA WHIP	IP WLS BF H R ER SO BB IBB HBP BLK WP HR S P ERA WHIP	IP WLS BF H R ER SO BB IBB HBP BLK WP HR S P ERA WHIP

AB 32
R 2
H 7
RBI 1
BB 1
SO 4
LOB 10



Batter	1	2	3	4	5	6	7	8	9	AB	R	H	RBI	BB	SO	LOB	BOTTOM								
Mookie Wilson, S OBP: 0.337, SLG: 0.383 (1, 8)	K	FC4-6		6-3				4-3		5	0	1	1	0	1	4	Atlanta Braves @ New York Mets Shea Stadium, Flushing, NY Sat Sep 05 1981, 3:33 AM EDT Att: 11,009 - Unknown								
Lee Mazzilli, S OBP: 0.333, SLG: 0.362 Bob Bailor, R OBP: 0.338, SLG: 0.286 (1, 7) (9, 7)	2B	CS				F8		F9		3	2	1	0	0	0	2									
Hubie Brooks, R OBP: 0.343, SLG: 0.406 (1, 5)	3B									0	0	0	0	0	0	0									
Ellis Valentine, R OBP: 0.239, SLG: 0.357 (1, 9)	2B					K		K		4	1	2	1	0	2	0									
Rusty Staub, L OBP: 0.403, SLG: 0.400 Mike Jorgensen, L OBP: 0.294, SLG: 0.411 (1, 3) (8, 3)	2B									3	0	0	0	1	0	2									
John Stearns, R OBP: 0.314, SLG: 0.314 (1, 2)	BB					F7		G3		0	0	0	0	0	0	0									
Frank Taveras, R OBP: 0.265, SLG: 0.281 (1, 6)	F3									4	0	1	0	0	0	3									
Doug Flynn, R OBP: 0.249, SLG: 0.291 (1, 4)										4	1	1	0	0	1	2									
Pat Zachry, R OBP: 0.235, SLG: 0.194 Mike Cabbage, L OBP: 0.298, SLG: 0.300 Ron Gardenhire, R OBP: 0.313 Mike Marshall, R (7, 1) Neil Allen, R OBP: 0.200, SLG: 0.600 (9, 1)	F4									0	0	0	0	1	0	0									
										0	0	0	0	1	0	0									
										0	0	0	0	0	0	0									
										0	0	0	0	0	0	0									
										0	0	0	0	1	0	0									
Inning Stats	R: 2 E: 0 K: 1 S: 8	H: 3 LOB: 2 BB: 1 P: 12	R: 0 E: 0 K: 0 S: 2	H: 0 LOB: 1 BB: 1 P: 6	R: 1 E: 0 K: 0 S: 4	H: 1 LOB: 1 BB: 0 P: 5	R: 0 E: 0 K: 0 S: 4	H: 1 LOB: 1 BB: 0 P: 4	R: 0 E: 0 K: 1 S: 6	H: 1 LOB: 1 BB: 0 P: 6	R: 1 E: 0 K: 0 S: 5	H: 3 LOB: 2 BB: 1 P: 9	R: 0 E: 0 K: 1 S: 5	H: 0 LOB: 0 BB: 0 P: 5	R: 0 E: 1 K: 1 S: 6	H: 0 LOB: 2 BB: 1 P: 10	R: 0 E: 0 K: 1 S: 6	H: 0 LOB: 1 BB: 1 P: 10	1B: 6 2B: 2 3B: 1 HR: 0	SF: 1 SAC: 1 DP: 1 HBP: 1	WP: 0 PB: 0 SB: 0 CS: 1	PA: 38			
PITCHER	IP WLS BF H R ER SO BB IBB HBP BLK WP HR S P ERA WHIP	IP WLS BF H R ER SO BB IBB HBP BLK WP HR S P ERA WHIP	IP WLS BF H R ER SO BB IBB HBP BLK WP HR S P ERA WHIP	IP WLS BF H R ER SO BB IBB HBP BLK WP HR S P ERA WHIP	IP WLS BF H R ER SO BB IBB HBP BLK WP HR S P ERA WHIP	IP WLS BF H R ER SO BB IBB HBP BLK WP HR S P ERA WHIP	IP WLS BF H R ER SO BB IBB HBP BLK WP HR S P ERA WHIP	IP WLS BF H R ER SO BB IBB HBP BLK WP HR S P ERA WHIP	IP WLS BF H R ER SO BB IBB HBP BLK WP HR S P ERA WHIP	IP WLS BF H R ER SO BB IBB HBP BLK WP HR S P ERA WHIP	IP WLS BF H R ER SO BB IBB HBP BLK WP HR S P ERA WHIP	IP WLS BF H R ER SO BB IBB HBP BLK WP HR S P ERA WHIP	IP WLS BF H R ER SO BB IBB HBP BLK WP HR S P ERA WHIP	IP WLS BF H R ER SO BB IBB HBP BLK WP HR S P ERA WHIP	IP WLS BF H R ER SO BB IBB HBP BLK WP HR S P ERA WHIP	IP WLS BF H R ER SO BB IBB HBP BLK WP HR S P ERA WHIP	IP WLS BF H R ER SO BB IBB HBP BLK WP HR S P ERA WHIP	IP WLS BF H R ER SO BB IBB HBP BLK WP HR S P ERA WHIP	IP WLS BF H R ER SO BB IBB HBP BLK WP HR S P ERA WHIP	IP WLS BF H R ER SO BB IBB HBP BLK WP HR S P ERA WHIP	IP WLS BF H R ER SO BB IBB HBP BLK WP HR S P ERA WHIP	IP WLS BF H R ER SO BB IBB HBP BLK WP HR S P ERA WHIP	IP WLS BF H R ER SO BB IBB HBP BLK WP HR S P ERA WHIP	IP WLS BF H R ER SO BB IBB HBP BLK WP HR S P ERA WHIP	IP WLS BF H R ER SO BB IBB HBP BLK WP HR S P ERA WHIP



Batter	1	2	3	4	5	6	7	8	9	AB	R	H	RBI	BB	SO	LOB	TOP					
Jerry Royster, R OBP: 0.227, SLG: 0.235	F9					3-1			F9	4	0	1	1	1	1	0	1					
Claudell Washington, L OBP: 0.342, SLG: 0.424		6-3					6-3		6-3	5	0	2	2	0	0	0	1					
Rufino Linares, R OBP: 0.391, SLG: 0.379 Brett Butler, L OBP: 0.328, SLG: 0.370	FC4						4-3		6-3	4	1	1	0	0	1	4	1					
Chris Chambliss, L OBP: 0.351, SLG: 0.411										3	1	0	0	1	0	1						
Dale Murphy, R OBP: 0.326, SLG: 0.385										4	2	3	3	0	0	0						
Glenn Hubbard, R OBP: 0.329, SLG: 0.387										4	0	2	0	0	0	0						
Bruce Benedict, R OBP: 0.329, SLG: 0.359										4	0	0	0	0	0	2						
Rafael Ramirez, R OBP: 0.272, SLG: 0.267										3	1	1	1	0	0	0						
Rick Mahler, R OBP: 0.188, SLG: 0.188 Gene Garber, R (6, 1)										2	0	2	0	0	0	0						
Inning Stats	R: 3 E: 0 K: 0 S: 5	H: 2 LOB: 0 BB: 1 P: 9	R: 1 E: 0 K: 0 S: 5	H: 2 LOB: 1 BB: 0 P: 5	R: 0 E: 0 K: 1 S: 4	H: 3 LOB: 2 BB: 0 P: 4	R: 0 E: 0 K: 1 S: 7	H: 2 LOB: 3 BB: 1 P: 11	R: 0 E: 0 K: 0 S: 3	H: 0 LOB: 0 BB: 0 P: 3	R: 0 E: 0 K: 0 S: 4	H: 1 LOB: 1 BB: 0 P: 4	R: 0 E: 0 K: 0 S: 3	H: 0 LOB: 1 BB: 0 P: 3	R: 1 E: 0 K: 0 S: 5	H: 2 LOB: 1 BB: 0 P: 5	R: 0 E: 0 K: 0 S: 3	H: 0 LOB: 0 BB: 0 P: 3	1B: 9 2B: 2 3B: 0 HR: 1	SF: 1 SAC: 1 DP: 1 HBP: 0	WP: 0 PB: 0 SB: 2 CS: 0	PA: 39
PITCHER	IP	WLS	BF	H	R	ER	SO	BB	IBB	HBP	BLK	WP	HR	S	P	ERA	WHIP					
Randy Jones, L ERA: 4.4	2.2	L	14	6	4	4	0	1	0	0	0	0	1	13	17	13.50	2.625					
Terry Leach, R ERA: 1.74	2.1		10	3	0	0	1	1	0	0	0	0	0	11	15	0.00	1.714					
Dan Botano, R ERA: 4.63	1.0		4	1	0	0	0	0	0	0	0	0	0	4	4	0.00	1.000					
Ray Searge, L ERA: 5.12	3.0		11	2	1	1	0	0	0	0	0	0	0	11	11	3.00	0.667					

Atlanta Braves @ New York Mets
Shea Stadium, Flushing, NY
Sun Sep 06 1981, 3:33 AM EDT
Att: 19,746 - Unknown

AB 35
R 5
H 12
RBI 5
BB 2
SO 1
LOB 10



Batter	1	2	3	4	5	6	7	8	9	AB	R	H	RBI	BB	SO	LOB	BOTTOM					
Mookie Wilson, S OBP: 0.339, SLG: 0.383										5	2	2	0	0	0	2						
Lee Mazzilli, S OBP: 0.336, SLG: 0.362										3	0	1	0	1	0	1						
Hubie Brooks, R OBP: 0.341, SLG: 0.403										2	0	0	1	1	2	2						
Ellis Valentine, R OBP: 0.234, SLG: 0.349										4	0	0	0	0	1	4						
Rusty Staub, L OBP: 0.391, SLG: 0.386										4	0	0	0	0	0	0						
John Stearns, R OBP: 0.308, SLG: 0.308										4	0	0	0	0	0	0						
Frank Taveras, R OBP: 0.273, SLG: 0.293										4	0	3	0	0	1	0						
Doug Flynn, R OBP: 0.248, SLG: 0.290 Terry Leach, R (3, 1) Ron Hodges, L OBP: 0.302, SLG: 0.393 Dan Botano, R (6, 1) Mike Cutchage, L OBP: 0.310, SLG: 0.300 Ron Gardenhire, R (6, PH) (7, 4) Mike Jorgensen, L OBP: 0.291, SLG: 0.407 (6, PH)										1	0	0	0	0	0	1						
Randy Jones, R OBP: 0.118, SLG: 0.118 Bob Bailor, R OBP: 0.343, SLG: 0.293 Dave Kingman, R OBP: 0.325, SLG: 0.464 Ray Searge, L OBP: 1.000, SLG: 1.000 Alex Trevino, R OBP: 0.333, SLG: 0.273 (9, PH)										0	0	0	0	0	0	0						
Inning Stats	R: 1 E: 0 K: 0 S: 4	H: 1 LOB: 0 BB: 0 P: 4	R: 0 E: 0 K: 0 S: 4	H: 1 LOB: 1 BB: 0 P: 4	R: 0 E: 0 K: 1 S: 7	H: 2 LOB: 2 BB: 0 P: 7	R: 0 E: 0 K: 1 S: 5	H: 0 LOB: 0 BB: 0 P: 5	R: 1 E: 0 K: 1 S: 6	H: 1 LOB: 2 BB: 2 P: 14	R: 0 E: 1 K: 1 S: 6	H: 1 LOB: 2 BB: 1 P: 10	R: 0 E: 0 K: 1 S: 5	H: 0 LOB: 0 BB: 0 P: 5	R: 0 E: 0 K: 0 S: 3	H: 0 LOB: 0 BB: 0 P: 3	R: 0 E: 0 K: 1 S: 6	H: 1 LOB: 1 BB: 0 P: 6	1B: 6 2B: 1 3B: 0 HR: 0	SF: 1 SAC: 0 DP: 0 HBP: 0	WP: 1 PB: 0 SB: 1 CS: 0	PA: 37
PITCHER	IP	WLS	BF	H	R	ER	SO	BB	IBB	HBP	BLK	WP	HR	S	P	ERA	WHIP					
Rick Mahler, R ERA: 2.95	5.2	W	26	6	2	1	3	3	0	0	0	0	0	29	41	1.59	1.588					
Gene Garber, R ERA: 2.95	3.1	S	11	1	0	0	3	0	0	0	0	1	0	17	17	0.00	0.300					

Atlanta Braves @ New York Mets
Shea Stadium, Flushing, NY
Sun Sep 06 1981, 3:33 AM EDT
Att: 19,746 - Unknown

AB 33
R 2
H 7
RBI 1
BB 3
SO 6
LOB 14



Batter	1	2	3	4	5	6	7	8	9	AB	R	H	RBI	BB	SO	LOB	TOP			
Mookie Wilson, S (1,8) X	0-0 1B 3B		0-0 P7		0-3 K			0-0 4-3		4	1	1	0	0	1	0				
John Stearns, R (1,2) X	0-0 FC6-4 1B		4-0 S BB			0-0 1-3		0-0 4-3 1B		3	0	2	1	1	0	0				
Hubie Brooks, R (1,9) X	0-0 FC6-4 1-2		4-0 S BB			0-0 6-3		0-0 4-3 1-2		3	0	0	0	1	0	2				
Dave Kingman, R (1,3) X	0-3 K 1-2		0-0 4-3			0-0 P4		0-3 K		4	0	0	0	0	2	4				
Lee Mazzilli, S (1,7) X	0-0 F7				0-0 F9			0-0 4-3		4	0	0	0	0	0	2				
Mike Cabbage, L (1,5) X		0-0 F7			0-0 4-3			0-0 P1		3	0	0	0	0	0	0				
Frank Taveras, R (1,6) X		0-0 5-3			0-0 L5			0-0 5-3		3	0	0	0	0	0	0				
Doug Flynn, R (1,4) X		0-0 F9				0-0 F3		0-0 F3		3	0	0	0	0	0	0				
Mike Scott, R (1,1) X					0-3 K			0-0 F7		2	0	0	0	0	2	0				
Mike Jorgensen, L (8,PH) X										1	0	0	0	0	0	0				
Neil Allen, R (8,1) X										0	0	0	0	0	0	0				
Ray Seearge, L (8,1) X										0	0	0	0	0	0	0				
Inning Stats	R: 1 E: 0 K: 1 S: 7	H: 2 LOB: 1 BB: 0 P: 7	R: 0 E: 0 K: 0 S: 3	H: 0 LOB: 0 BB: 0 P: 3	R: 0 E: 0 K: 1 S: 5	H: 0 LOB: 2 BB: 2 P: 13	R: 0 E: 0 K: 0 S: 3	H: 0 LOB: 0 BB: 0 P: 3	R: 0 E: 0 K: 2 S: 7	H: 0 LOB: 0 BB: 0 P: 7	R: 0 E: 0 K: 0 S: 3	H: 0 LOB: 0 BB: 0 P: 3	R: 0 E: 0 K: 0 S: 3	H: 0 LOB: 0 BB: 0 P: 3	R: 0 E: 0 K: 0 S: 3	H: 1 LOB: 1 BB: 0 P: 6	1B: 2 2B: 0 3B: 1 HR: 0	SF: 0 SAC: 0 DP: 0 HBP: 0	WP: 0 PB: 0 SB: 2 CS: 0	PA: 32
PITCHER	IP WLS BF H R ER SO BB IBB HBP BLK WP HR S P ERA WHIP																			
Odell Jones, R (1,1) ERA: 2.03	8.0 W 28 2 1 1 4 2 0 0 0 0 0 0 34 42 1.12 0.500																			
Victor Cruz, R (9,1) ERA: 2.95	0.2 L 3 1 0 0 1 0 0 0 0 0 0 0 5 5 0.00 1.500																			
Rod Scurry, L (9,1) ERA: 4.07	0.1 S 1 0 0 0 0 0 0 0 0 0 0 0 1 1 0.00 0.000																			

New York Mets @ Pittsburgh Pirates
Three Rivers Stadium, Pittsburgh, PA
Mon Sep 07 1981, 7:05 PM EDT
Unknown

AB 30
R 1
H 3
RBI 1
BB 2
SO 5
LOB 8



Batter	1	2	3	4	5	6	7	8	9	AB	R	H	RBI	BB	SO	LOB	BOTTOM	
Omar Moreno, L (1,8) X	0-0 F4-3		0-0 WP 2B		0-0 F7			0-0 1B 1B		4	0	2	0	0	0	1		
Johnny Ray, S (1,4) X	0-0 F8		4-0 FC5-4 BB			0-0 F8		0-0 1B 1-2 1B		3	0	1	0	1	0	0		
Bill Madlock, R (1,5) X	0-0 6-3		0-0 FC5-4 1-2			0-0 P3		0-0 F8		4	0	0	0	0	0	3		
Jason Thompson, L (1,3) X		4-0 S1-6-3 BB		4-0 FC3-6 BB		4-0 BB		0-0 1-3 1B		1	0	1	0	3	0	0		
Dave Parker, L (8,PH) X										0	0	0	0	0	0	0		
Victor Cruz, R (9,1) X										0	0	0	0	0	0	0		
Rod Scurry, L (9,1) X										0	0	0	0	0	0	0		
Mike Easter, L (1,7) X	0-0 G1-6-3 1-2		0-0 FC3-6 CS		0-0 G3			0-0 K		4	0	0	0	0	1	5		
Dale Berra, R (1,6) X	0-0 5-3				0-0 F7 1-2			0-0 F9		3	0	0	0	0	0	1		
Lee Lacy, R (1,9) X			0-0 F4-3		0-0 F9			0-3 K		3	0	0	0	0	1	0		
Steve Nicosia, R (1,2) X					4-0 SH3 BB			0-0 6-3		2	1	1	1	1	0	0		
Odell Jones, R (1,1) X					0-0 SH3 BB			0-0 HR		1	0	0	0	0	0	0		
Willie Montanez, L (8,PH) X			0-0 1-3					0-0 HR		1	1	1	1	0	0	0		
Inning Stats	R: 0 E: 0 K: 0 S: 3	H: 0 LOB: 0 BB: 0 P: 3	R: 0 E: 0 K: 0 S: 2	H: 0 LOB: 1 BB: 1 P: 6	R: 1 E: 0 K: 0 S: 5	H: 2 LOB: 1 BB: 1 P: 9	R: 0 E: 0 K: 0 S: 2	H: 0 LOB: 0 BB: 1 P: 6	R: 0 E: 0 K: 1 S: 3	H: 0 LOB: 1 BB: 1 P: 7	R: 0 E: 0 K: 1 S: 5	H: 0 LOB: 0 BB: 0 P: 5	R: 1 E: 0 K: 1 S: 8	H: 4 LOB: 2 BB: 0 P: 8	1B: 3 2B: 1 3B: 0 HR: 2	SF: 0 SAC: 1 DP: 1 HBP: 0	WP: 1 PB: 0 SB: 0 CS: 1	PA: 32
PITCHER	IP WLS BF H R ER SO BB IBB HBP BLK WP HR S P ERA WHIP																	
Mike Scott, R (1,1) ERA: 4.29	7.0 L 26 2 1 1 1 5 0 0 0 0 0 1 23 43 1.29 1.000																	
Neil Allen, R (8,1) ERA: 3.08	0.2 L 5 4 1 1 0 0 0 0 0 0 0 1 5 5 13.50 6.000																	
Ray Seearge, L (8,1) ERA: 5.03	0.1 1 0 0 0 1 0 0 0 0 0 0 0 3 3 0.00 0.000																	

New York Mets @ Pittsburgh Pirates
Three Rivers Stadium, Pittsburgh, PA
Mon Sep 07 1981, 7:05 PM EDT
Unknown

AB 26
R 2
H 6
RBI 2
BB 5
SO 2
LOB 10



Batter	1	2	3	4	5	6	7	8	9	AB	R	H	RBI	BB	SO	LOB	TOP					
Mookie Wilson, S (1,8) OBP: 0.333, SLG: 0.382 Bob Bailor, R (6,7) OBP: 0.343, SLG: 0.295	0-0 2B 1B		0-0 3-1		0-3 K		0-0 SH1-4		0-0 L5	3	1	1	0	0	1	1						
John Stearns, R (1,2) OBP: 0.322, SLG: 0.317	0-0 1B 1B G4-6-3		0-0 5-3		0-0 1B SF7 1B		4-0 1B BB		0-3 K	3	2	2	1	1	0	0						
Hubie Brooks, R (1,5) OBP: 0.343, SLG: 0.397	0-0 1B G4-6-3		0-0 F7		0-0 1B S 1-3 2-H		0-0 1B 1-3 2-H			4	0	3	2	0	0	0						
Rusty Staub, L (1,3) OBP: 0.387, SLG: 0.405 Ellis Valentine, R (9,9) OBP: 0.234, SLG: 0.349	0-0 G4-6-3				0-0 F8		0-0 SF7		0-0 L7	3	0	0	1	0	0	2						
Lee Mazzilli, S (1,7) OBP: 0.334, SLG: 0.371	0-0 1B				0-0 1B 1B		0-0 4-3		0-0 4-3 S CS 1B	4	0	3	0	0	0	1						
Mike Jorgensen, L (1,9) OBP: 0.284, SLG: 0.398	0-0 P4				0-0 1B 1-3		0-0 F7		0-0 4-3	4	0	1	0	0	0	2						
Frank Taveras, R (1,6) Ray Searage, L (8,1) OBP: 1.000, SLG: 1.000			0-0 F9		0-0 P2		0-0 F7		1-0 CS HBP	3	0	0	0	0	0	2						
Doug Flynn, R (1,4) OBP: 0.240, SLG: 0.284			0-0 F9		0-0 F4-3		0-0 F6		0-0 CS	4	0	0	0	0	0	2						
Greg Harris, S (1,1) OBP: 0.125, SLG: 0.188 Ron Hodges, L (5,PH) OBP: 0.361, SLG: 0.394 Terry Leach, R (5,1) Ron Gardenhire, R (8,6)			0-0 F8				0-0 1B 1B		4-0 SH1-4 1B BB	1	0	0	0	0	0	0						
Inning Stats	R: 2 E: 0 K: 0 S: 6	H: 4 LOB: 1 BB: 0 P: 6	R: 0 E: 0 K: 0 S: 3	H: 0 LOB: 0 BB: 0 P: 3	R: 0 E: 0 K: 0 S: 3	H: 2 LOB: 2 BB: 0 P: 5	R: 0 E: 0 K: 0 S: 5	H: 3 LOB: 1 BB: 0 P: 8	R: 0 E: 0 K: 0 S: 3	H: 0 LOB: 0 BB: 0 P: 3	R: 1 E: 0 K: 0 S: 3	H: 1 LOB: 1 BB: 2 P: 11	R: 0 E: 0 K: 0 S: 2	H: 1 LOB: 1 BB: 0 P: 3	R: 0 E: 0 K: 1 S: 5	H: 0 LOB: 0 BB: 0 P: 5	1B: 10 2B: 2 3B: 0 HR: 0	SF: 1 SAC: 1 DP: 2 HBP: 1	WP: 0 PB: 0 SB: 2 CS: 1	PA: 38		
PITCHER	IP WLS BF H R ER SO BB IBB HBP BLK WP HR S P ERA WHIP	4.1 L 21 9 4 4 1 0 0 0 0 0 0 23 23 8.31 2.077	2.1 9 1 1 1 0 2 0 0 0 0 0 0 7 15 3.86 1.286	1.1 4 1 0 0 0 0 0 0 1 0 0 0 3 4 0.00 0.750	1.0 3 0 0 0 1 0 0 0 0 0 0 0 5 5 0.00 0.000																	

New York Mets @ Pittsburgh Pirates
Three Rivers Stadium, Pittsburgh, PA
Wed Sep 09 1981, 7:05 PM EDT
Att: 7,089 - Unknown

AB 32
R 5
H 11
RBI 4
BB 2
SO 2
LOB 10



Batter	1	2	3	4	5	6	7	8	9	AB	R	H	RBI	BB	SO	LOB	BOTTOM					
Omar Moreno, L (1,8) OBP: 0.327, SLG: 0.363	0-0 1B SF7-4 2B		0-0 F8		0-0 L1		0-0 G3			4	1	1	0	0	0	0						
Tim Foli, R (1,6) OBP: 0.272, SLG: 0.289	0-0 SF7-4 2-3 1B		0-0 HR		0-0 1B				0-0 5-3	4	1	3	0	0	0	0						
Bill Madlock, R (1,5) OBP: 0.412, SLG: 0.492	0-0 SF7-4 1-2 3-H		0-0 HR		0-0 F9				4-0 BB	2	1	1	3	1	0	1						
Jason Thompson, L (1,3) OBP: 0.374, SLG: 0.431 Gary Alexander, R (8,PH) OBP: 0.295, SLG: 0.475 Kent Tekulve, R (9,1)	0-0 F9		0-0 G3-6-3 BB				0-0 1B		0-0 F7	2	0	1	0	1	0	0						
Mike Easter, L (1,7) OBP: 0.334, SLG: 0.437			0-0 L1-6 CI 1B		0-0 G3-6-3		0-0 F8		0-0 F9	4	0	1	0	0	0	3						
Dale Berra, R (1,4) OBP: 0.316, SLG: 0.328 Rod Scurry, L (7,1) OBP: 0.278, SLG: 0.188 Bill Robinson, R (9,3) OBP: 0.290, SLG: 0.360			0-1 CI 1B		0-0 F4		0-0 F8		0-0 5-3	2	0	0	0	0	0	1						
Lee Lacy, R (1,9) OBP: 0.298, SLG: 0.354			0-0 L1-6 2-3		0-0 5-3		0-0 F4		0-0 6-3	4	0	0	0	0	0	3						
Steve Nicosia, R (1,2) OBP: 0.297, SLG: 0.328 Willie Montanez, L (7,PH) OBP: 0.245, SLG: 0.267 Tony Peña, R (8,2) OBP: 0.316, SLG: 0.380			0-0 FC4 1B		0-0 F4		0-0 G3		0-0 F8	2	0	1	0	0	0	0						
Pascual Perez, R (1,1) OBP: 0.150, SLG: 0.250 Don Robinson, R (5,1) OBP: 0.384, SLG: 0.300 Johnny Ray, S (7,4) OBP: 0.313, SLG: 0.400			0-0 FC4				0-0 K		0-0 F7	1	0	0	0	0	0	2						
Inning Stats	R: 1 E: 0 K: 0 S: 4	H: 2 LOB: 0 BB: 0 P: 4	R: 0 E: 1 K: 0 S: 5	H: 2 LOB: 2 BB: 0 P: 5	R: 2 E: 0 K: 0 S: 4	H: 2 LOB: 0 BB: 1 P: 8	R: 0 E: 0 K: 0 S: 3	H: 0 LOB: 0 BB: 0 P: 3	R: 0 E: 0 K: 1 S: 6	H: 1 LOB: 1 BB: 0 P: 6	R: 0 E: 0 K: 0 S: 4	H: 1 LOB: 1 BB: 0 P: 4	R: 0 E: 0 K: 0 S: 3	H: 0 LOB: 0 BB: 0 P: 3	R: 0 E: 0 K: 0 S: 3	H: 0 LOB: 1 BB: 1 P: 7	R: 0 E: 0 K: 0 S: 3	H: 0 LOB: 0 BB: 0 P: 3	1B: 5 2B: 3 3B: 1 HR: 1	SF: 1 SAC: 0 DP: 3 HBP: 0	WP: 0 PB: 0 SB: 0 CS: 0	PA: 35
PITCHER	IP WLS BF H R ER SO BB IBB HBP BLK WP HR S P ERA WHIP	4.0 W 17 6 3 3 0 1 0 0 0 0 0 14 16 20 6.75 1.750	3.1 W 13 2 0 0 1 1 0 0 0 0 0 14 18 0.00 0.900	1.2 S 5 0 0 0 0 0 0 0 0 0 0 5 5 0.00 0.000																		

New York Mets @ Pittsburgh Pirates
Three Rivers Stadium, Pittsburgh, PA
Wed Sep 09 1981, 7:05 PM EDT
Att: 7,089 - Unknown

AB 31
R 3
H 8
RBI 3
BB 2
SO 1
LOB 11



Batter	1	2	3	4	5	6	7	8	9	AB	R	H	RBI	BB	SO	LOB	TOP							
Lee Mazzilli, S (1, 8) OBP: 0.339, SLG: 0.383	0-0 SH5-3 2B		0-0 1B SF9 1B		0-0 S G3 2B		0-0 P4		0-0 F7	5	2	3	0	0	0	2								
John Stearns, R (1, 2) OBP: 0.322, SLG: 0.318	0-0 SH5-3 2-3		0-0 1-3 1B		0-0 G3 2-H		0-0 5-3			3	0	1	1	0	0	1								
Hubie Brooks, R (1, 5) OBP: 0.342, SLG: 0.394	0-0 F3		0-0 SF9 3-H		4-0 BB			0-3 K		2	0	0	1	1	1	1								
Dave Kingman, R (1, 7) OBP: 0.316, SLG: 0.446	0-0 F8		0-0 5-3		0-0 L7			0-0 E5 6-3		4	0	0	0	0	0	3								
Rusty Staub, L (1, 3) OBP: 0.377, SLG: 0.392		0-0 4-3		0-0 F8		0-0 F9		0-0 6-3 1-2		4	0	0	0	0	0	1								
Mike Jorgensen, L (1, 9) OBP: 0.283, SLG: 0.393		0-0 1B		0-0 4-3		0-0 G1		0-0 P4		4	0	1	0	0	0	1								
Frank Taveras, R (1, 6) OBP: 0.264, SLG: 0.287		0-3 K		0-0 3B		0-0 F8		0-0 1-3		4	0	1	0	0	1	1								
Doug Flynn, R (1, 4) OBP: 0.238, SLG: 0.281		0-0 F1-3		0-0 F6-3			0-0 1-3		0-0 1-3	2	0	0	0	0	0	2								
Ron Hodges, L (7, PH) OBP: 0.351, SLG: 0.382										1	0	0	0	0	0	0								
Mike Marshall, R (7, 1)										0	0	0	0	0	0	0								
Mookie Wilson, S (9, PH) OBP: 0.332, SLG: 0.381										1	0	0	0	0	0	0								
Pat Zachry, R (1, 1) OBP: 0.222, SLG: 0.182										2	0	0	0	0	1	0								
Pete Falcone, L (6, 1) OBP: 0.091, SLG: 0.091										0	0	0	0	0	0	0								
Mike Cabbage, L (7, PH) OBP: 0.317, SLG: 0.345										1	0	1	0	0	0	0								
Ron Gardenhire, R (7, PR) OBP: 0.250, SLG: 0.250										1	0	1	0	0	0	0								
Inning Stats	R: 0 E: 0 K: 0 S: 4	H: 1 LOB: 1 BB: 0 P: 4	R: 0 E: 0 K: 1 S: 6	H: 1 LOB: 1 BB: 0 P: 6	R: 1 E: 0 K: 1 S: 7	H: 2 LOB: 1 BB: 0 P: 7	R: 0 E: 0 K: 0 S: 4	H: 1 LOB: 1 BB: 0 P: 4	R: 1 E: 0 K: 0 S: 4	H: 1 LOB: 1 BB: 1 P: 8	R: 0 E: 0 K: 0 S: 3	H: 0 LOB: 0 BB: 0 P: 3	R: 0 E: 0 K: 0 S: 4	H: 1 LOB: 1 BB: 0 P: 4	R: 0 E: 1 K: 1 S: 6	H: 0 LOB: 1 BB: 0 P: 6	R: 0 E: 0 K: 0 S: 4	H: 1 LOB: 1 BB: 0 P: 4	1B: 4 2B: 2 3B: 2 HR: 0	SF: 1 SAC: 1 DP: 0 HBP: 0	WP: 0 PB: 0 SB: 1 CS: 0	PA: 37		
PITCHER	IP WLS BF H R ER SO BB IBB HBP BLK WP HR S P ERA WHIP	7.0 W 29 7 2 2 2 1 0 0 0 0 0 0 32 36 2.57 1.143	2.0 S 8 1 0 0 1 0 0 0 0 0 0 0 10 10 0.00 0.500																					

New York Mets @ St. Louis Cardinals
 Busch Stadium, St. Louis, MO
 Fri Sep 11 1981, 7:05 PM CDT
 Att: 14,787 - Unknown

AB 34
 R 2
 H 8
 RBI 2
 BB 1
 SO 3
 LOB 12



Batter	1	2	3	4	5	6	7	8	9	AB	R	H	RBI	BB	SO	LOB	BOTTOM							
Tom Herr, S (1, 4) OBP: 0.343, SLG: 0.360	0-0 1B E 1B 1B	0-3 K			0-0 F9		0-0 SH1-4			3	1	1	0	0	1	0								
Gene Roof, S (1, 7) OBP: 0.400, SLG: 0.444	0-0 1B E 1B 1B		0-0 S 1B		0-3 K		0-0 SF9			3	1	2	1	0	1	0								
Keith Hernandez, L (1, 3) OBP: 0.411, SLG: 0.490	0-0 E 1B SF8 1B		0-0 F7		0-3 K		0-0 4-3			4	1	1	1	0	1	2								
George Hendrick, R (1, 8) OBP: 0.367, SLG: 0.497	0-0 SF8 E 1B		0-0 5-3		0-0 6-3		0-0 6-3			4	0	1	0	0	0	1								
Dane Iorg, L (1, 9) OBP: 0.335, SLG: 0.435	0-0 E6		0-0 F4-3		0-0 F9		0-0 F9			3	0	1	1	0	0	3								
Tito Landrum, R (6, PR) OBP: 0.260, SLG: 0.333	1-2 2-3 3-H K2-6				0-0 1B G3-2 1B		0-0 F9			1	0	0	0	0	0	0								
Ken Oberkfell, L (1, 5) OBP: 0.396, SLG: 0.368	0-0 SF8			0-0 P5		0-0 1B		0-0 F8		3	0	1	1	0	0	0								
Darrell Porter, L (1, 2) OBP: 0.350, SLG: 0.333	0-3 K2-6			0-0 FC3-6 1B		0-0 G3-2				3	0	1	0	0	1	4								
Mike Ramsey, S (1, 6) OBP: 0.307, SLG: 0.290		0-0 G3		0-0 FC3-6			0-0 SH1-4 BB SF9 1B			3	1	1	0	0	0	1								
Bob Forsch, R (1, 1) OBP: 0.152, SLG: 0.125		0-0 F8		0-0 F7			4-0 SF9 SH1-4 BB			2	0	0	0	0	0	1								
Steve Braun, L (7, PH) OBP: 0.409, SLG: 0.303										0	0	0	0	1	0	0								
Bruce Sutter, R (8, 1)										0	0	0	0	0	0	0								
Inning Stats	R: 3 E: 2 K: 1 S: 9	H: 4 LOB: 2 BB: 0 P: 9	R: 0 E: 0 K: 1 S: 5	H: 0 LOB: 0 BB: 0 P: 5	R: 0 E: 0 K: 0 S: 4	H: 1 LOB: 1 BB: 0 P: 4	R: 0 E: 0 K: 0 S: 4	H: 1 LOB: 1 BB: 0 P: 4	R: 0 E: 0 K: 0 S: 4	H: 2 LOB: 1 BB: 0 P: 4	R: 1 E: 0 K: 0 S: 4	H: 1 LOB: 1 BB: 1 P: 8	R: 0 E: 0 K: 0 S: 3	H: 0 LOB: 0 BB: 0 P: 3	1B: 9 2B: 2 3B: 0 HR: 0	SF: 2 SAC: 1 DP: 2 HBP: 0	WP: 0 PB: 0 SB: 1 CS: 0	PA: 33						
PITCHER	IP WLS BF H R ER SO BB IBB HBP BLK WP HR S P ERA WHIP	5.1 L 24 8 3 3 4 0 0 0 0 0 0 1 1 0.00 0.000	2.0 8 1 1 1 0 1 0 0 0 0 0 0 7 11 4.50 1.000																					

New York Mets @ St. Louis Cardinals
 Busch Stadium, St. Louis, MO
 Fri Sep 11 1981, 7:05 PM CDT
 Att: 14,787 - Unknown

AB 29
 R 4
 H 9
 RBI 4
 BB 1
 SO 4
 LOB 12



Batter	1	2	3	4	5	6	7	8	9	AB	R	H	RBI	BB	SO	LOB	TOP										
Mookie Wilson, S OBP: 0.331, SLG: 0.382 (1, 8)	G3		1-3		1B 2B		K			4	1	1	0	0	1	1	New York Mets @ St. Louis Cardinals Busch Stadium, St. Louis, MO Sun Sep 13 1981, 3:33 AM CDT Att: 14,689 - Unknown										
Mike Howard, S OBP: 0.333, SLG: 0.500 (1, 9)	4-3		4-3		WP 5-3 2H 3H 0-0		4-3			4	0	1	2	0	0	1											
Hubie Brooks, R OBP: 0.338, SLG: 0.391 (1, 5)	FC6-4 1B		6-3		5-3			F9		4	0	1	0	0	0	1											
Dave Kingman, R OBP: 0.315, SLG: 0.441 (1, 3)	FC6-4 1-2			F7	F2			FC6-4 1B		4	0	1	0	0	0	2											
Lee Mazzilli, S OBP: 0.334, SLG: 0.376 (1, 7)	G3			BB 1B				FC6-4 1-2		4	0	1	0	0	0	1											
Alex Trevino, R OBP: 0.338, SLG: 0.274 Mike Jorgensen, L (8, PH) OBP: 0.282, SLG: 0.387 Ron Hodges, L (8, 2) OBP: 0.368, SLG: 0.382	1B			1-2 BB	5-3			FC6-4 1-2		2	0	1	0	1	0	0											
Doug Flynn, R OBP: 0.234, SLG: 0.276 (1, 4)	F7			1-2 K				F7		3	0	0	0	0	1	2											
Ron Gardenhire, R OBP: 0.182, SLG: 0.182 (1, 6)	1B				K		4-3	F8		4	0	1	0	0	1	0											
Ed Lynch, R OBP: 0.286, SLG: 0.222 Mike Gidycz, L (5, PH) OBP: 0.327, SLG: 0.357 Terry Leach, R (5, 1) Jesse Orosco, R (5, 1) Bob Bailor, R (5, 4) OBP: 0.323, SLG: 0.288 Frank Laveras, R (5, PH) OBP: 0.296, SLG: 0.289	6-3				2B 1B			5-3		1	0	0	0	0	0	2											
Inning Stats	R: 0 E: 0 K: 0 S: 4	H: 1 LOB: 1 BB: 0 P: 4	R: 0 E: 0 K: 0 S: 5	H: 2 LOB: 2 BB: 0 P: 5	R: 0 E: 0 K: 0 S: 3	H: 0 LOB: 0 BB: 0 P: 3	R: 0 E: 0 K: 1 S: 5	H: 1 LOB: 1 BB: 0 P: 9	R: 2 E: 0 K: 1 S: 8	H: 3 LOB: 1 BB: 0 P: 8	R: 0 E: 0 K: 0 S: 3	H: 0 LOB: 0 BB: 0 P: 3	R: 0 E: 0 K: 1 S: 6	H: 1 LOB: 1 BB: 0 P: 6	R: 0 E: 0 K: 0 S: 4	H: 0 LOB: 0 BB: 0 P: 3		1B: 8 2B: 1 3B: 0 HR: 0	SF: 0 SAC: 0 DP: 0 HBP: 0	WP: 1 PB: 1 SB: 1 CS: 0	PA: 36						
PITCHER	IP	WLS	BF	H	R	ER	SO	BB	IBB	HBP	BLK	WP	HR	S	P	ERA	WHIP										
Joaquin Andujar, R ERA: 4.58 (1, 1)	6.0	W	25	7	2	2	2	1	0	0	0	1	0	28	32	3.00	1.333										
Doug Bair, R ERA: 5.39 (7, 1)	2.0		8	2	0	0	1	0	0	0	0	0	0	10	10	0.00	1.000										
Bruce Sutter, R ERA: 2.29 (9, 1)	1.0	S	3	0	0	0	0	0	0	0	0	0	0	3	3	0.00	0.000										

Batter	1	2	3	4	5	6	7	8	9	AB	R	H	RBI	BB	SO	LOB	BOTTOM										
Tom Herr, S OBP: 0.347, SLG: 0.362 (1, 4)	2B BB		F4-3		K	P5		2H 1B		4	1	1	1	1	1	3	New York Mets @ St. Louis Cardinals Busch Stadium, St. Louis, MO Sun Sep 13 1981, 3:33 AM CDT Att: 14,689 - Unknown										
Gene Roof, S OBP: 0.389, SLG: 0.400 (1, 7)	S 1H 2B		E S BB		1B BB	F7				2	1	1	1	2	0	3											
Keith Hernandez, L OBP: 0.403, SLG: 0.478 (1, 3)	K		F8		1B			E3		4	0	1	0	0	1	2											
George Hendrick, R OBP: 0.366, SLG: 0.487 (1, 8)	F3 2H		4-0 BB		1-3			F7		3	0	0	0	1	0	3											
Dane Iorg, L OBP: 0.337, SLG: 0.429 Tito Landrum, R (6, PR) OBP: 0.258, SLG: 0.330 (7, 9)	5-3		L7		1B BLK BB		K			2	0	0	0	1	0	2											
Ken Oberkfell, L OBP: 0.353, SLG: 0.371 (1, 5)	5-3			CS 3B		SH2-4 1-3 1B		K		4	0	2	0	0	1	1											
Orlando Sanchez, L OBP: 0.341, SLG: 0.415 Gene Tenace, R (6, PH) OBP: 0.411, SLG: 0.355 (7, 2)	F4-3		F4-3		3H 6-3			P2		2	0	0	0	0	1	1											
Mike Ramsey, S OBP: 0.311, SLG: 0.288 (1, 6)	FC5-4 BB				6-3			E9 1B 1B		2	1	1	0	1	0	0											
Joaquin Andujar, S (1, 1) Sixto Lezcano, R (6, PH) Doug Bair, R (7, 1) Julio Gonzalez, R (8, PH) Bruce Sutter, R (9, 1)	FC5-4 1-2				5-3			L7		2	0	0	0	0	1	0											
Inning Stats	R: 2 E: 0 K: 1 S: 6	H: 1 LOB: 0 BB: 1 P: 10	R: 0 E: 0 K: 0 S: 3	H: 0 LOB: 1 BB: 1 P: 7	R: 0 E: 0 K: 0 S: 3	H: 0 LOB: 2 BB: 2 P: 11	R: 0 E: 0 K: 0 S: 3	H: 1 LOB: 0 BB: 0 P: 3	R: 0 E: 0 K: 1 S: 6	H: 1 LOB: 2 BB: 1 P: 10	R: 1 E: 0 K: 0 S: 4	H: 1 LOB: 3 BB: 3 P: 16	R: 0 E: 1 K: 2 S: 8	H: 0 LOB: 1 BB: 0 P: 8	R: 1 E: 1 K: 0 S: 4	H: 2 LOB: 1 BB: 0 P: 4		1B: 4 2B: 1 3B: 1 HR: 0	SF: 0 SAC: 1 DP: 0 HBP: 0	WP: 0 PB: 0 SB: 2 CS: 1	PA: 37						
PITCHER	IP	WLS	BF	H	R	ER	SO	BB	IBB	HBP	BLK	WP	HR	S	P	ERA	WHIP										
Ed Lynch, R ERA: 2.57 (1, 1)	4.0		17	2	2	1	1	4	0	0	0	0	0	15	31	2.25	1.500										
Terry Leach, R ERA: 1.8 (5, 1)	1.0	L	7	2	1	1	1	2	0	0	0	0	0	7	15	9.00	4.000										
Jesse Orosco, L ERA: (6, 1)	3.0		13	2	1	0	2	1	1	0	1	0	0	15	23	0.00	1.000										



Batter	1	2	3	4	5	6	7	8	9	AB	R	H	RBI	BB	SO	LOB	TOP								
Pete Rose, S OBP: 0.393, SLG: 0.406 (1, 3)	1-3		2B SF9 1B	5-3			K			4	1	1	0	0	1	1	Philadelphia Phillies @ New York Mets Shea Stadium, Flushing, NY Wed Sep 16 1981, 7:05 PM EDT Unknown								
Bake McBride, L OBP: 0.306, SLG: 0.376 (1, 9)	F4-3		1-3 2B	5-3			F4-3			4	0	1	0	0	0	0									
Greg Gross, L OBP: 0.330, SLG: 0.326 (7, 9)										0	0	0	0	0	0	0									
Gary Matthews, R OBP: 0.365, SLG: 0.405 (1, 7)	BB		SF9	6-3				5-3		2	0	0	1	1	0	0									
Mike Schmidt, R OBP: 0.425, SLG: 0.637 (1, 5)	F8		3-H K	HR			K	K		4	1	1	1	0	2	2									
Bob Boone, R OBP: 0.274, SLG: 0.288 (1, 2)		6-3	K	L5				5-3		4	0	0	0	0	1	1									
Gary Maddox, R OBP: 0.298, SLG: 0.347 (1, 8)		6-3		F9		6-3			P6	4	0	0	0	0	0	0									
Larry Bowa, S OBP: 0.327, SLG: 0.329 (1, 6)		1B 1B		1B 2B		1-3			K	4	1	2	0	0	1	0									
Manny Trillo, R OBP: 0.340, SLG: 0.401 (1, 4)		FC6-4 1B	F4	F9		F9			G3	4	0	1	0	0	0	1									
Dick Ruthven, R OBP: 0.188, SLG: 0.217 (1, 1)	FC6-4						5-3			3	0	1	1	0	0	2									
Inning Stats	R: 0 E: 0 K: 0 S: 3	H: 0 LOB: 1 BB: 1 P: 7	R: 0 E: 0 K: 0 S: 5	H: 2 LOB: 2 BB: 0 P: 5	R: 1 E: 0 K: 2 S: 9	H: 2 LOB: 1 BB: 0 P: 9	R: 1 E: 0 K: 0 S: 5	H: 1 LOB: 0 BB: 0 P: 4	R: 0 E: 0 K: 0 S: 3	H: 0 LOB: 0 BB: 0 P: 3	R: 0 E: 0 K: 1 S: 5	H: 0 LOB: 0 BB: 0 P: 5	R: 0 E: 0 K: 1 S: 5	H: 0 LOB: 0 BB: 0 P: 5	R: 0 E: 0 K: 1 S: 5	H: 0 LOB: 0 BB: 0 P: 5	1B: 4 2B: 2 3B: 0 HR: 1	SF: 1 SAC: 0 DP: 0 HBP: 0	WP: 0 PB: 0 SB: 0 CS: 0	PA: 35					
PITCHER	IP	WLS	BF	H	R	ER	SO	BB	IBB	HBP	BLK	WP	HR	S	P	ERA	WHIP								
Pat Zachry, R ERA: 3.79 (1, 1)	5.0	L	23	7	3	3	2	1	0	0	0	0	1	26	30	5.40	1.600								
Terry Leach, R ERA: 1.51 (6, 1)	3.0		9	0	0	0	2	0	0	0	0	0	0	13	13	0.00	0.000								
Dan Boitano, R ERA: 5.27 (9, 1)	1.0		3	0	0	0	1	0	0	0	0	0	0	5	5	0.00	0.000								

Batter	1	2	3	4	5	6	7	8	9	AB	R	H	RBI	BB	SO	LOB	BOTTOM								
Mookie Wilson, S OBP: 0.333, SLG: 0.381 (1, 8)	SH5-3 WP 1B		P4				K			3	1	1	0	1	1	2	Philadelphia Phillies @ New York Mets Shea Stadium, Flushing, NY Wed Sep 16 1981, 7:05 PM EDT Unknown								
John Stearns, R OBP: 0.328, SLG: 0.321 (1, 2)	SH5-3 1-3		FC4 BB				FC4			2	0	0	0	1	1	2									
Lee Mazzilli, S OBP: 0.330, SLG: 0.371 (1, 7)	P4		3-1				1-3			4	0	0	0	0	0	3									
Dave Kingman, R OBP: 0.312, SLG: 0.434 (1, 3)	5-3			6-3			4-3			4	0	0	0	0	0	0									
Ellis Valentine, R OBP: 0.239, SLG: 0.358 (1, 9)			K				4-3			4	0	2	0	0	1	0									
Hubie Brooks, R OBP: 0.336, SLG: 0.389 (1, 5)			K				K			4	0	1	0	0	3	2									
Frank Taveras, R OBP: 0.263, SLG: 0.286 (1, 6)							F6-4-3 1B			3	0	0	0	0	0	2									
Rusty Staub, L OBP: 0.378, SLG: 0.389 (9, PH)	5-3			3-1			F8			0	0	0	0	1	0	0									
Ron Gardenhire, R OBP: 0.182, SLG: 0.182 (9, PR)										0	0	0	0	0	0	0									
Doug Flynn, R OBP: 0.235, SLG: 0.277 (1, 4)			F6-3				F6-4-3 1B			3	0	1	0	0	0	1									
Mike Jorgensen, L OBP: 0.290, SLG: 0.384 (9, PH)										1	0	0	0	0	0	2									
Pat Zachry, R OBP: 0.243, SLG: 0.182 (1, 1)										0	0	0	0	1	0	0									
Ron Hodges, L OBP: 0.359, SLG: 0.371 (5, PH)										1	0	0	0	0	0	1									
Terry Leach, R (6, 1)										0	0	0	0	0	0	0									
Mike Cabbage, L OBP: 0.323, SLG: 0.351 (8, PH)										1	0	0	0	0	0	0									
Dan Boitano, R (9, 1)										0	0	0	0	0	0	0									
Inning Stats	R: 1 E: 0 K: 0 S: 4	H: 1 LOB: 0 BB: 0 P: 4	R: 0 E: 0 K: 2 S: 7	H: 0 LOB: 0 BB: 0 P: 7	R: 0 E: 0 K: 0 S: 3	H: 0 LOB: 2 BB: 2 P: 11	R: 0 E: 0 K: 1 S: 6	H: 1 LOB: 1 BB: 0 P: 6	R: 0 E: 0 K: 0 S: 3	H: 0 LOB: 0 BB: 0 P: 3	R: 0 E: 0 K: 0 S: 3	H: 1 LOB: 0 BB: 0 P: 3	R: 0 E: 0 K: 1 S: 5	H: 0 LOB: 1 BB: 1 P: 9	R: 0 E: 0 K: 1 S: 6	H: 1 LOB: 2 BB: 1 P: 10	1B: 4 2B: 1 3B: 0 HR: 0	SF: 0 SAC: 1 DP: 1 HBP: 0	WP: 1 PB: 0 SB: 1 CS: 0	PA: 35					
PITCHER	IP	WLS	BF	H	R	ER	SO	BB	IBB	HBP	BLK	WP	HR	S	P	ERA	WHIP								
Dick Ruthven, R ERA: 4.88 (1, 1)	9.0	W	35	5	1	1	6	4	0	0	0	1	0	43	59	1.00	1.000								

AB	33
R	3
H	7
RBI	3
BB	1
SO	5
LOB	7



Batter	1	2	3	4	5	6	7	8	9	AB	R	H	RBI	BB	SO	LOB	TOP								
Pete Rose, S OBP: 0.388, SLG: 0.400 (1, 3)	0-0 4-3		0-0 5-3	0-0 3-1			0-3 K		0-3 K	5	0	0	0	0	2	1	Philadelphia Phillies @ New York Mets Shea Stadium, Flushing, NY Wed Sep 16 1981, 7:05 PM EDT Att: 4,353 - Unknown AB 35 R 4 H 10 RBI 4 BB 3 SO 5 LOB 15								
Bake McBride, L OBP: 0.305, SLG: 0.382 (1, 9)	0-0 G5-4-3 1B		0-0 HR 2B	0-0 4-3			0-0 3-1		0-0 F4-3	5	1	2	0	0	0	2									
Gary Matthews, R OBP: 0.369, SLG: 0.418 (1, 7)	0-0 G5-4-3 1-2		0-0 HR		4-0 1B BB		0-0 1B			3	1	2	2	1	0	1									
Mike Schmidt, R OBP: 0.424, SLG: 0.631 (1, 5)		4-0 F8 1B BB	0-0 P6		0-0 F7		0-0 F8		0-0 F8	3	1	0	0	1	0	2									
Keith Moreland, R OBP: 0.321, SLG: 0.439 (1, 2)		0-0 1B 1-2 1B	0-0 1B 2B		0-0 F8			0-0 1-3		4	1	2	0	0	0	1									
Gary Maddox, R OBP: 0.300, SLG: 0.349 (1, 8)		0-0 F8 2-3	0-0 BB 1B		0-0 1-3 1B		0-0 F7		0-0 F7	4	0	2	1	0	0	2									
Larry Bowa, S OBP: 0.329, SLG: 0.329 (1, 6)		0-0 FC6-4 1-3 3-H 1B	4-0 1-2 BB		0-0 F7			0-0 G3		3	0	1	1	1	0	0									
Manny Trillo, R OBP: 0.337, SLG: 0.396 (9, PH)		0-3 K	0-0 F8		0-3 K			0-0 F7	3	0	0	0	0	2	4										
Greg Gross, L OBP: 0.327, SLG: 0.322 (9, PH)		0-3 K	0-3 F8		0-0 K			0-0 F7	1	0	0	0	0	0	0										
Steve Carlton, L OBP: 0.164, SLG: 0.220 (9, PH)		0-0 FC6-4 1-2	0-3 K		0-0 5-3			0-0 S 1B	3	0	0	0	0	1	2										
George Vukovich, L OBP: 0.471, SLG: 0.625 (9, PR)		0-0 FC6-4 1-2	0-3 K		0-0 5-3			0-0 S 1B	1	0	1	0	0	0	0										
Bob Demler, R OBP: 1.000, SLG: 1.000 (9, PR)		0-0 FC6-4 1-2	0-3 K		0-0 5-3			0-0 S 1B	0	0	0	0	0	0	0										
Inning Stats	R: 0 E: 0 K: 0 S: 3	H: 1 LOB: 0 BB: 0 P: 3	R: 1 E: 0 K: 1 S: 7	H: 2 LOB: 2 BB: 1 P: 11	R: 3 E: 0 K: 0 S: 7	H: 4 LOB: 0 BB: 1 P: 11	R: 0 E: 0 K: 1 S: 5	H: 0 LOB: 0 BB: 0 P: 5	R: 0 E: 0 K: 1 S: 5	H: 0 LOB: 2 BB: 0 P: 7	R: 0 E: 0 K: 1 S: 6	H: 1 LOB: 1 BB: 0 P: 6	R: 0 E: 0 K: 0 S: 3	H: 0 LOB: 0 BB: 0 P: 3	R: 0 E: 0 K: 1 S: 6	H: 1 LOB: 2 BB: 0 P: 6	1B: 7 2B: 2 3B: 0 HR: 1	SF: 0 SAC: 0 DP: 1 HBP: 0	WP: 0 PB: 0 SB: 1 CS: 0	PA: 38					
PITCHER	IP	WLS	BF	H	R	ER	SO	BB	IBB	HBP	BLK	WP	HR	S	P	ERA	WHIP								
Greg Harris, R ERA: 4.82 (1, 1)	2.2		15	7	4	4	1	1	0	0	0	0	1	16	20	13.50	3.000								
Charlie Puleo, R ERA: (3, 1)	2.1		9	1	0	0	1	2	0	0	0	0	0	9	17	0.00	1.286								
Jesse Orosco, L ERA: (6, 1)	2.0		7	1	0	0	2	0	0	0	0	0	0	11	11	0.00	0.500								
Mike Marshall, R ERA: 3.32 (8, 1)	1.0	W	3	0	0	0	0	0	0	0	0	0	0	3	3	0.00	0.000								
Neil Allen, R ERA: 2.88 (9, 1)	1.0	S	4	1	0	0	1	0	0	0	0	0	0	6	6	0.00	1.000								

Batter	1	2	3	4	5	6	7	8	9	AB	R	H	RBI	BB	SO	LOB	BOTTOM								
Mookie Wilson, S OBP: 0.336, SLG: 0.383 (1, 8)	0-0 2B 1B		0-3 K		0-0 BB 5-3 1-2 1B		0-3 K			4	1	2	0	0	2	0	Philadelphia Phillies @ New York Mets Shea Stadium, Flushing, NY Wed Sep 16 1981, 7:05 PM EDT Att: 4,353 - Unknown AB 31 R 5 H 8 RBI 5 BB 4 SO 15 LOB 13								
Bob Bailor, R OBP: 0.342, SLG: 0.314 (1, 4) (9, 7)	0-0 1-H 2B		0-0 5-3		0-0 5-3 1-2 2-3		0-0 FC6-4 1B			4	1	2	1	0	0	2									
Hubie Brooks, R OBP: 0.338, SLG: 0.392 (1, 5)	0-0 2-H 2B		0-3 K		4-0 BB BB		0-0 FC6-4 1-2			3	0	1	1	1	1	1									
Dave Kingman, R OBP: 0.314, SLG: 0.432 (1, 3)	0-3 K		0-3 K		4-0 1-2 2-3 3-H BB			4-0 HR BB		2	1	0	1	2	2	1									
Mike Jorgensen, L OBP: 0.290, SLG: 0.384 (9, 3)	0-3 K		0-3 K		0-0 F9			0-3 K		0	0	0	0	0	0	0									
Lee Mazzilli, S OBP: 0.328, SLG: 0.368 (1, 7)	0-3 K		0-3 K		0-0 F9			0-3 K		2	0	0	0	0	2	1									
Mike Howard, S OBP: 0.250, SLG: 0.375 (5, 9)	0-3 K		0-3 K		0-0 F9			0-3 K		2	0	0	0	0	1	4									
John Stearns, R OBP: 0.335, SLG: 0.344 (1, 2)	4-0 BB		0-0 L9-6 2B		0-0 L9-6		0-3 K		0-0 HR	3	1	2	2	1	1	0									
Alex Trevino, R OBP: 0.329, SLG: 0.266 (1, 9) (5, 7)	0-3 K		0-0 L9-6		0-0 L9-6		0-0 4-3		0-3 K	4	0	0	0	0	2	3									
Neil Allen, R OBP: 0.200, SLG: 0.600 (9, 1)	0-3 K		0-0 L9-6		0-0 L9-6		0-0 4-3		0-3 K	0	0	0	0	0	0	0									
Ron Gardenhire, R OBP: 0.200, SLG: 0.200 (1, 6)		0-0 5-3		0-0 5-3 BB 1B	0-0 5-3 BB 1B		0-3 K		0-0 5-3	4	1	1	0	0	1	0									
Greg Harris, S OBP: 0.118, SLG: 0.176 (1, 1)		0-3 K		0-3 K		0-3 K		0-3 K		1	0	0	0	0	1	0									
Charlie Puleo, R (3, 1)		0-3 K		0-3 K		0-3 K		0-3 K		0	0	0	0	0	0	0									
Brian Giles, R (5, PH)		0-3 K		0-3 K		0-3 K		0-3 K		0	0	0	0	0	1	1									
Jesse Orosco, R (6, 1)		0-3 K		0-3 K		0-3 K		0-3 K		0	0	0	0	0	0	0									
Frank Taveras, R OBP: 0.302, SLG: 0.285 (7, PH)		0-3 K		0-3 K		0-3 K		0-3 K		0	0	0	0	0	1	0									
Mike Marshall, R (8, 1)		0-3 K		0-3 K		0-3 K		0-3 K		0	0	0	0	0	0	0									
Doug Flynn, R OBP: 0.226, SLG: 0.277 (9, 4)		0-3 K		0-3 K		0-3 K		0-3 K		0	0	0	0	0	0	0									
Inning Stats	R: 2 E: 0 K: 3 S: 12	H: 3 LOB: 2 BB: 1 P: 16	R: 0 E: 0 K: 2 S: 7	H: 0 LOB: 0 BB: 0 P: 7	R: 0 E: 0 K: 2 S: 7	H: 0 LOB: 0 BB: 0 P: 7	R: 0 E: 0 K: 1 S: 5	H: 1 LOB: 0 BB: 0 P: 5	R: 1 E: 0 K: 1 S: 7	H: 2 LOB: 3 BB: 2 P: 15	R: 0 E: 0 K: 2 S: 7	H: 0 LOB: 0 BB: 0 P: 7	R: 0 E: 0 K: 2 S: 8	H: 1 LOB: 1 BB: 0 P: 8	R: 2 E: 0 K: 2 S: 8	H: 1 LOB: 0 BB: 1 P: 12	1B: 4 2B: 4 3B: 0 HR: 1	SF: 0 SAC: 0 DP: 1 HBP: 0	WP: 0 PB: 0 SB: 0 CS: 0	PA: 35					
PITCHER	IP	WLS	BF	H	R	ER	SO	BB	IBB	HBP	BLK	WP	HR	S	P	ERA	WHIP								
Steve Carlton, L ERA: 2.47 (1, 1)	8.0	L	35	8	5	5	15	4	0	0	0	0	1	61	77	5.62	1.500								

Philadelphia Phillies @ New York Mets
 Shea Stadium, Flushing, NY
 Wed Sep 16 1981, 7:05 PM EDT
 Att: 4,353 - Unknown



Philadelphia Phillies @ New York Mets
 Shea Stadium, Flushing, NY
 Wed Sep 16 1981, 7:05 PM EDT
 Att: 4,353 - Unknown



Batter	1	2	3	4	5	6	7	8	9	AB	R	H	RBI	BB	SO	LOB	TOP										
Pete Rose, S OBP: 0.386, SLG: 0.398 (1, 3)										4	0	1	0	0	0	2	Philadelphia Phillies @ New York Mets Shea Stadium, Flushing, NY Thu Sep 17 1981, 7:05 PM EDT Att: 5,501 - Unknown										
Del Unser, L OBP: 0.310, SLG: 0.250 (7, 3)										0	0	0	0	0	0	0											
Bake McBride, L OBP: 0.313, SLG: 0.385 (1, 9)										4	0	2	0	0	0	0											
Greg Gross, L OBP: 0.327, SLG: 0.322 (7, 9)										0	0	0	0	0	0	0											
Gary Matthews, R OBP: 0.365, SLG: 0.412 (1, 7)										4	0	0	0	0	0	3											
Mike Schmidt, R OBP: 0.424, SLG: 0.628 (1, 5)										3	1	1	0	1	0	2											
Keith Moreland, R OBP: 0.319, SLG: 0.430 (1, 2)										3	1	0	0	1	0	1											
Gary Maddox, R OBP: 0.297, SLG: 0.344 (1, 8)										4	1	0	0	0	1	2											
Larry Bowa, S OBP: 0.331, SLG: 0.334 (1, 6)										4	0	2	2	0	0	1											
Manny Trillo, R OBP: 0.335, SLG: 0.394 (1, 4)										2	0	0	1	1	0	2											
Dickie Noles, R OBP: 0.154, SLG: 0.154 (1, 1)										3	0	0	0	0	1	4											
Jerry Reed, R (8, 1)										0	0	0	0	0	0	0											
Sparky Lyle, L OBP: 0.250, SLG: 0.250 (8, 1)										1	0	0	0	0	0	0											
Ron Reed, R OBP: 0.600, SLG: 0.800 (9, 1)										0	0	0	0	0	0	0											
Inning Stats	R: 0 E: 0 K: 0 S: 3	H: 1 LOB: 0 BB: 0 P: 3	R: 2 E: 1 K: 1 S: 8	H: 2 LOB: 2 BB: 1 P: 12	R: 0 E: 0 K: 0 S: 3	H: 0 LOB: 1 BB: 1 P: 7	R: 1 E: 1 K: 0 S: 4	H: 0 LOB: 1 BB: 0 P: 4	R: 0 E: 0 K: 0 S: 4	H: 2 LOB: 1 BB: 0 P: 4	R: 0 E: 1 K: 0 S: 5	H: 0 LOB: 0 BB: 0 P: 3	R: 0 E: 0 K: 1 S: 5	H: 0 LOB: 0 BB: 0 P: 5	R: 0 E: 0 K: 0 S: 3	H: 0 LOB: 0 BB: 0 P: 3	1B: 5 2B: 1 3B: 0 HR: 0	SF: 1 SAC: 0 DP: 1 HBP: 0	WP: 0 PB: 0 SB: 1 CS: 0	PA: 36							
PITCHER	IP	WLS	BF	H	R	ER	SO	BB	IBB	HBP	BLK	WP	HR	S	P	ERA	WHIP										
Mike Scott, R ERA: 3.91 (1, 1)	6.0	L	27	6	3	1	1	2	1	0	0	0	0	26	38	1.50	1.333										
Ray Searge, L ERA: 3.59 (7, 1)	2.0		6	0	0	0	1	0	0	0	0	0	0	8	8	0.00	0.000										
Mike Marshall, R ERA: 3.15 (9, 1)	1.0		3	0	0	0	0	0	0	0	0	0	0	3	3	0.00	0.000										

Batter	1	2	3	4	5	6	7	8	9	AB	R	H	RBI	BB	SO	LOB	BOTTOM										
Mookie Wilson, S OBP: 0.331, SLG: 0.377 (1, 8)										4	0	0	0	0	1	1	Philadelphia Phillies @ New York Mets Shea Stadium, Flushing, NY Thu Sep 17 1981, 7:05 PM EDT Att: 5,501 - Unknown										
Bob Bailor, R OBP: 0.341, SLG: 0.306 (1, 4)										2	0	0	0	0	0	0											
Doug Flynn, R OBP: 0.235, SLG: 0.277 (7, PR)										0	0	0	0	0	0	0											
Lee Mazzilli, S OBP: 0.327, SLG: 0.367 (8, PH)										1	0	0	0	0	1	1											
Brian Giles, R (9, 4)										0	0	0	0	0	0	0											
Hubie Brooks, R OBP: 0.337, SLG: 0.390 (1, 5)										4	0	1	0	0	1	1											
Rusty Staub, L OBP: 0.375, SLG: 0.385 (1, 3)										4	0	1	0	0	0	1											
Dave Kingman, R OBP: 0.313, SLG: 0.429 (1, 7)										4	0	1	0	0	2	1											
John Stearns, R OBP: 0.335, SLG: 0.341 (1, 2)										2	1	0	0	1	1	1											
Mike Howard, S OBP: 0.273, SLG: 0.300 (1, 9)										2	1	0	0	1	0	0											
Ron Gardenhire, R OBP: 0.176, SLG: 0.176 (1, 6)										2	0	0	0	0	1	0											
Mike Cubbage, L OBP: 0.318, SLG: 0.345 (8, PH)										1	0	0	0	0	0	2											
Mike Marshall, R (9, 1)										0	0	0	0	0	0	0											
Mike Scott, R OBP: 0.146, SLG: 0.081 (1, 1)										1	0	0	0	0	1	0											
Ron Hodges, L OBP: 0.300, SLG: 0.361 (8, PH)										1	0	0	0	0	0	0											
Ray Searge, L OBP: 0.200, SLG: 1.000 (7, 1)										0	0	0	0	0	0	0											
Mike Jorgensen, R OBP: 0.260, SLG: 0.354 (8, PH)										0	0	0	0	0	0	0											
Ellis Valentine, R OBP: 0.243, SLG: 0.361 (8, PH)										1	0	1	2	0	0	0											
Frank Laveras, R OBP: 0.250, SLG: 0.285 (9, 6)										0	0	0	0	0	0	0											
Inning Stats	R: 0 E: 0 K: 2 S: 7	H: 0 LOB: 0 BB: 0 P: 7	R: 0 E: 0 K: 2 S: 7	H: 0 LOB: 0 BB: 0 P: 7	R: 0 E: 0 K: 2 S: 7	H: 0 LOB: 0 BB: 0 P: 7	R: 0 E: 0 K: 0 S: 4	H: 1 LOB: 1 BB: 0 P: 4	R: 0 E: 0 K: 0 S: 3	H: 1 LOB: 0 BB: 0 P: 3	R: 0 E: 0 K: 0 S: 3	H: 0 LOB: 0 BB: 0 P: 3	R: 0 E: 0 K: 1 S: 3	H: 1 LOB: 1 BB: 0 P: 4	R: 2 E: 0 K: 1 S: 6	H: 1 LOB: 2 BB: 2 P: 14	R: 0 E: 0 K: 1 S: 5	H: 0 LOB: 0 BB: 0 P: 5	1B: 4 2B: 0 3B: 0 HR: 0	SF: 0 SAC: 0 DP: 1 HBP: 1	WP: 0 PB: 0 SB: 0 CS: 0	PA: 32					
PITCHER	IP	WLS	BF	H	R	ER	SO	BB	IBB	HBP	BLK	WP	HR	S	P	ERA	WHIP										
Dickie Noles, R ERA: 4.01 (1, 1)	7.0	W	23	3	2	2	0	2	0	0	0	0	0	1	9	54.00	6.000										
Jerry Reed, R ERA: 7.71 (8, 1)	0.1		3	0	2	2	0	2	0	0	0	0	0	1	9	54.00	6.000										
Sparky Lyle, L ERA: 4.33 (8, 1)	1.1		5	1	0	0	1	0	0	0	0	0	0	7	7	0.00	0.750										
Ron Reed, R ERA: 3.51 (9, 1)	0.1	S	1	0	0	0	1	0	0	0	0	0	0	3	3	0.00	0.000										

Batter	1	2	3	4	5	6	7	8	9	AB	R	H	RBI	BB	SO	LOB	TOP										
Tom Herr, S OBP: 0.334, SLG: 0.345 (1, 4)	6-3		3-1		6-3				FC6-4	5	0	1	0	0	0	1											
Gary Templeton, S OBP: 0.311, SLG: 0.392 (1, 6)					L5					4	0	2	0	0	0	2											
Keith Hernandez, L OBP: 0.401, SLG: 0.466 (1, 3)	F4-3									4	0	1	0	0	0	1											
George Hendrick, R OBP: 0.360, SLG: 0.484 (1, 8)	L7		6-3							4	1	2	0	0	0	3											
Dane Iorg, L OBP: 0.339, SLG: 0.421 (1, 7)					F7					4	0	1	1	0	1	1											
Ken Oberkfell, L OBP: 0.350, SLG: 0.372 (1, 5)					F4					4	0	0	0	0	0	2											
Darrell Porter, L OBP: 0.356, SLG: 0.382 (1, 2)					L9					4	0	1	0	0	2	1											
Sixto Lezcano, R OBP: 0.365, SLG: 0.386 (1, 9)					F7					4	0	1	0	0	2	2											
Bob Shirley, R Luis DelaCruz, R Steve Braun, L Bob Sykes, S Gene Tenace, R Jim Otten, R Jim Kaat, L Tilo Landrum, R (1, 1) (1, 1) (5, PH) (5, 1) (7, PH) (7, 1) (8, 1) (9, PH)			6-3		6-3					0	0	0	0	0	0	0											
Inning Stats	R: 0 E: 0 K: 0 S: 4	H: 1 LOB: 1 BB: 0 P: 4	R: 0 E: 0 K: 1 S: 6	H: 2 LOB: 1 BB: 0 P: 6	R: 0 E: 0 K: 0 S: 5	H: 2 LOB: 2 BB: 0 P: 5	R: 0 E: 1 K: 0 S: 4	H: 0 LOB: 1 BB: 0 P: 4	R: 0 E: 0 K: 0 S: 3	H: 0 LOB: 0 BB: 0 P: 3	R: 1 E: 0 K: 0 S: 4	H: 1 LOB: 0 BB: 0 P: 4	R: 0 E: 0 K: 1 S: 7	H: 2 LOB: 2 BB: 0 P: 7	R: 0 E: 0 K: 1 S: 6	H: 1 LOB: 1 BB: 0 P: 6	R: 0 E: 0 K: 2 S: 8	H: 1 LOB: 1 BB: 0 P: 8	1B: 7 2B: 3 3B: 0 HR: 0	SF: 0 SAC: 0 DP: 1 HBP: 0	WP: 1 PB: 0 SB: 0 CS: 0	PA: 37					
PITCHER	IP	WLS	BF	H	R	ER	SO	BB	IBB	HBP	BLK	WP	HR	S	P	ERA	WHIP										
Ed Lynch, R ERA: 2.48 (1, 1)	6.0	W	24	6	1	1	1	0	0	0	0	1	0	26	26	1.50	1.000										
Jesse Orosco, L ERA: (7, 1)	3.0	S	13	4	0	0	4	0	0	0	0	0	0	21	21	0.00	1.333										

St. Louis Cardinals @ New York Mets
Shea Stadium, Flushing, NY
Fri Sep 18, 1981, 7:05 PM EDT
Att. 12,317 - Sunny - 65 F

AB 37
R 1
H 10
RBI 1
BB 0
SO 5
LOB 14

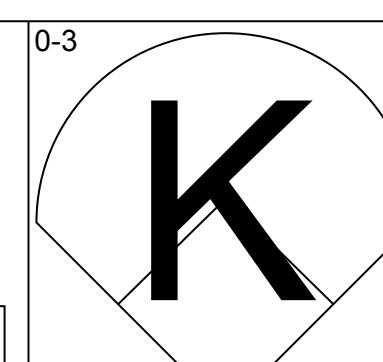
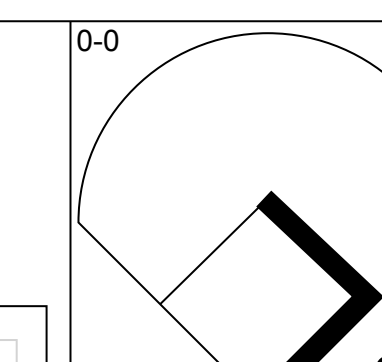
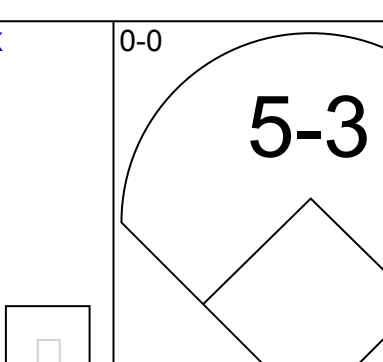
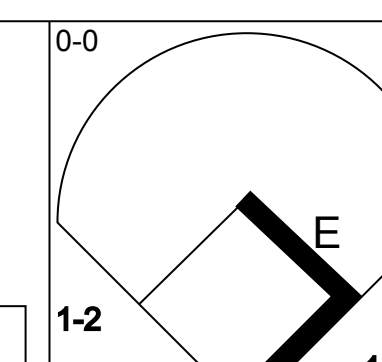
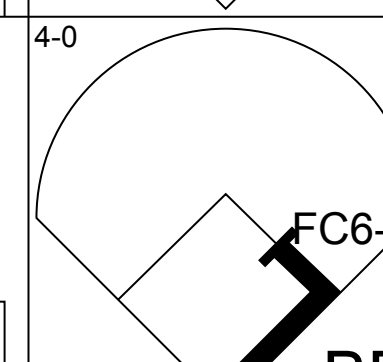
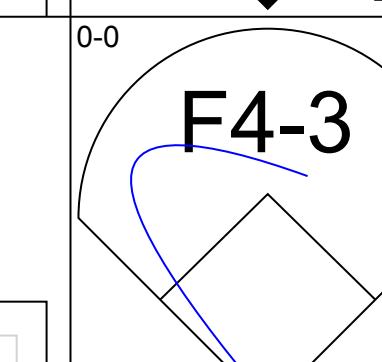
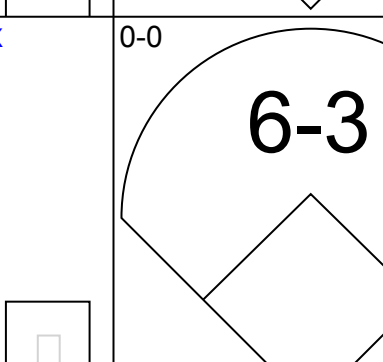
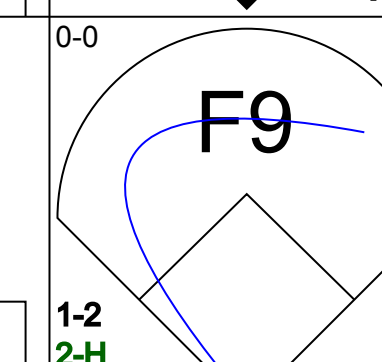
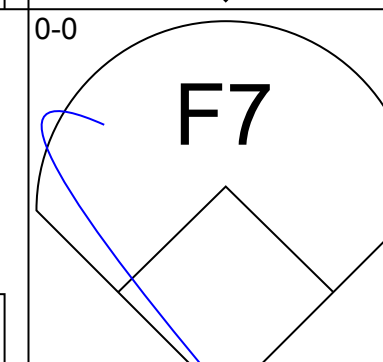
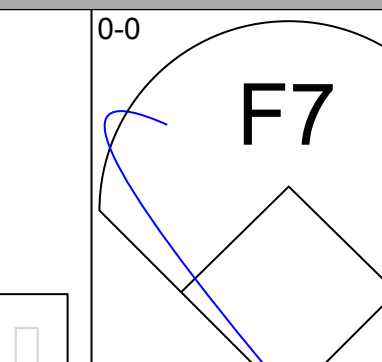
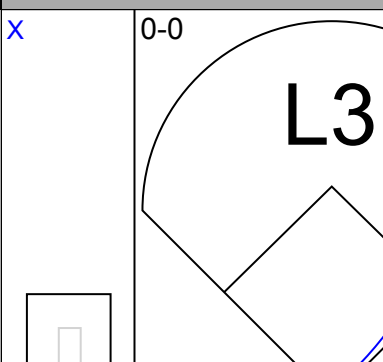
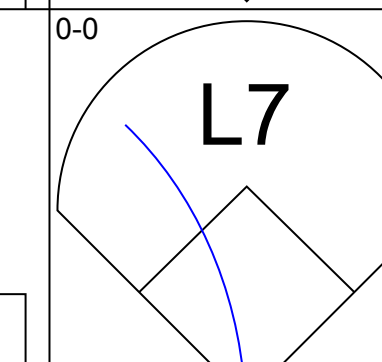
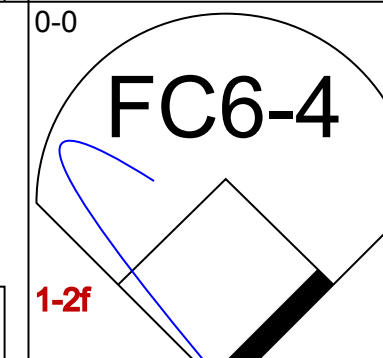
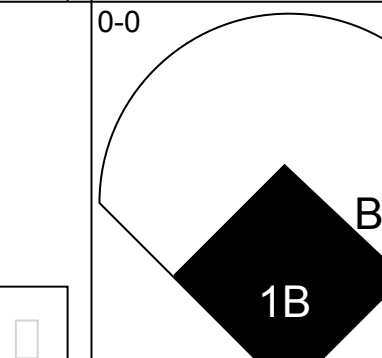
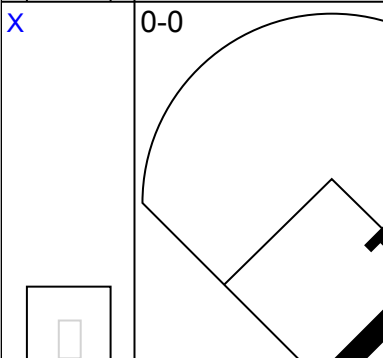
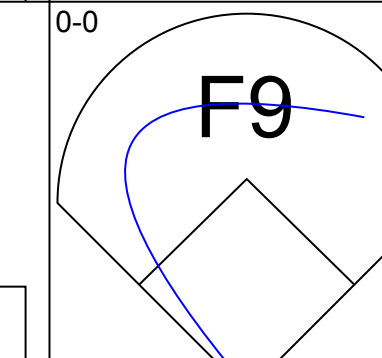
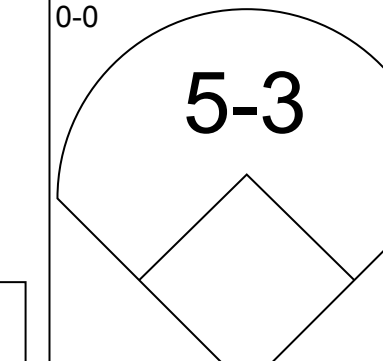
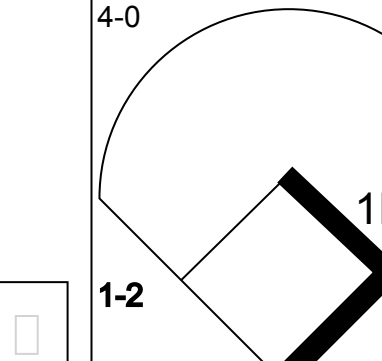
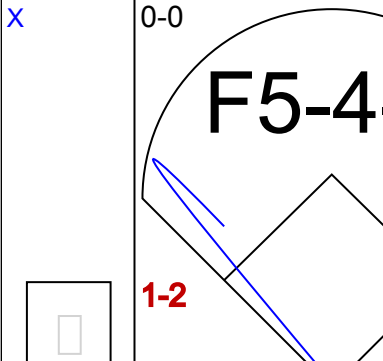
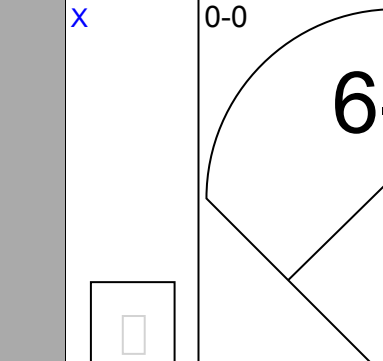
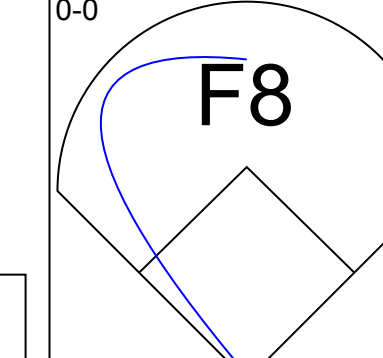
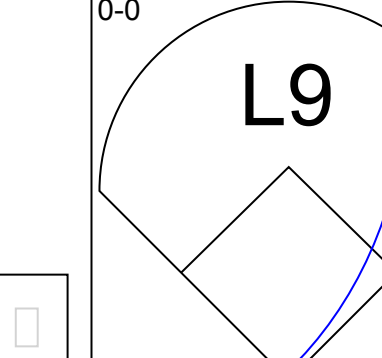
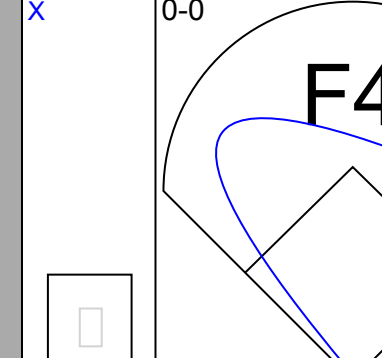
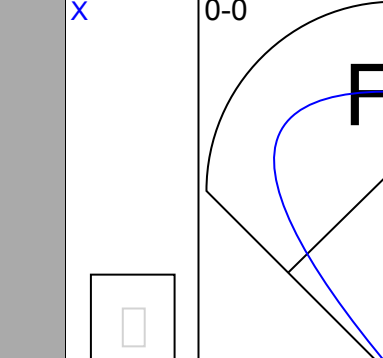
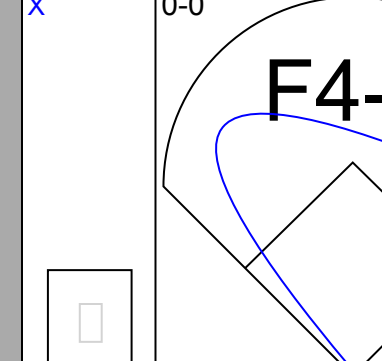
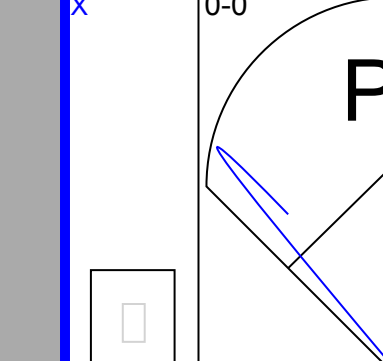
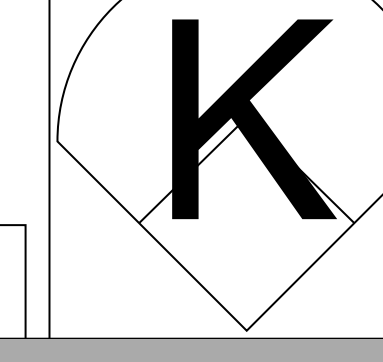
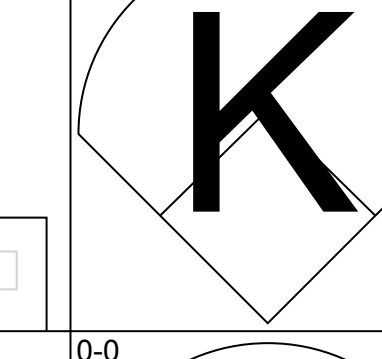
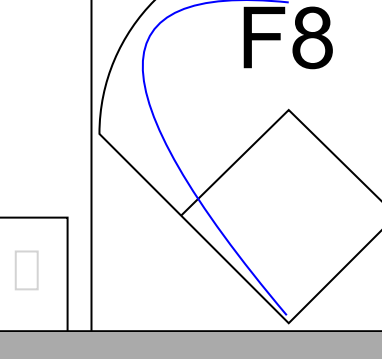
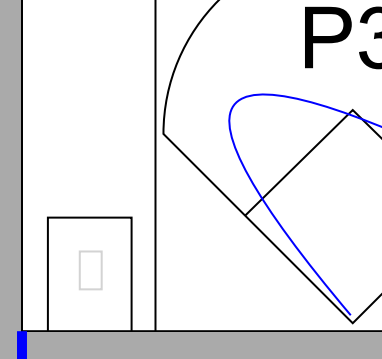
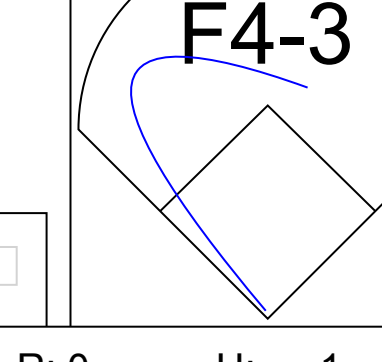
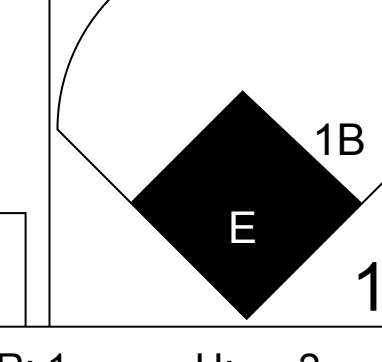


Batter	1	2	3	4	5	6	7	8	9	AB	R	H	RBI	BB	SO	LOB	BOTTOM										
Mookie Wilson, S OBP: 0.333, SLG: 0.379 (1, 8)		6-3			6-3					4	2	2	0	0	0	0											
John Stearns, R OBP: 0.333, SLG: 0.339 (1, 2)	E5	4-3			K					4	2	1	0	0	1	1											
Hubie Brooks, R OBP: 0.342, SLG: 0.401 (1, 5)					F8					4	2	3	3	0	0	0											
Ellis Valentine, R OBP: 0.238, SLG: 0.354 (1, 9)	K				6-3					4	0	0	0	0	1	4											
Dave Kingman, R OBP: 0.318, SLG: 0.433 Mike Jorgensen, L OBP: 0.280, SLG: 0.384 (1, 3) (9, 3)					P3					2	2	1	1	2	0	0											
Lee Mazzilli, S OBP: 0.326, SLG: 0.363 (1, 7)					4-3					3	0	0	1	1	0	4											
Doug Flynn, R OBP: 0.239, SLG: 0.280 (1, 4)					F6-3					4	0	2	3	0	0	0											
Ron Gardenhire, R OBP: 0.190, SLG: 0.190 (1, 6)					K					4	0	1	0	0	1	2											
Ed Lynch, R OBP: 0.261, SLG: 0.200 Jesse Orosco, R (1, 1) (7, 1)					F9					2	0	0	0	0	1	0											
Inning Stats	R: 4 E: 1 K: 1 S: 9	H: 4 LOB: 1 BB: 1 P: 13	R: 0 E: 0 K: 1 S: 5	H: 0 LOB: 0 BB: 0 P: 5	R: 0 E: 0 K: 0 S: 3	H: 0 LOB: 0 BB: 0 P: 3	R: 0 E: 0 K: 1 S: 5	H: 0 LOB: 0 BB: 0 P: 5	R: 0 E: 0 K: 0 S: 3	H: 1 LOB: 1 BB: 1 P: 7	R: 0 E: 0 K: 1 S: 5	H: 1 LOB: 0 BB: 0 P: 5	R: 4 E: 0 K: 0 S: 7	H: 4 LOB: 1 BB: 1 P: 11	1B: 8 2B: 1 3B: 1 HR: 0	SF: 0 SAC: 0 DP: 1 HBP: 0	WP: 0 PB: 0 SB: 1 CS: 1	PA: 36									
PITCHER	IP	WLS	BF	H	R	ER	SO	BB	IBB	HBP	BLK	WP	HR	S	P	ERA	WHIP										
Bob Shirley, L ERA: 4.57 (1, 1)	0.1	L	5	3	4	3	1	0	0	0	0	0	0	7	7	81.00	9.000										
Luis DelaCruz, R ERA: 0.84 (1, 1)	3.2		12	1	0	0	2	0	1	0	0	0	0	15	19	0.00	0.273										
Bob Sykes, L ERA: 5.06 (5, 1)	2.0		7	1	0	0	1	0	1	0	0	0	0	8	12	0.00	0.500										
Jim Otten, R ERA: 4.75 Jim Kaat, L ERA: 2.4 (7, 1) (8, 1)	1.1		8	4	4	4	1	0	1	0	0	0	0	9	13	27.00	3.000										
0.2	3	1	0	0	0	0	0	0	0	0	0	0	3	3	0.00	1.500											

St. Louis Cardinals @ New York Mets
Shea Stadium, Flushing, NY
Fri Sep 18, 1981, 7:05 PM EDT
Att. 12,317 - Sunny - 65 F

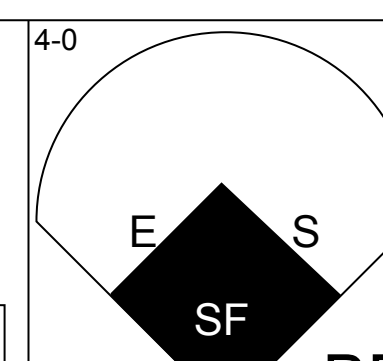
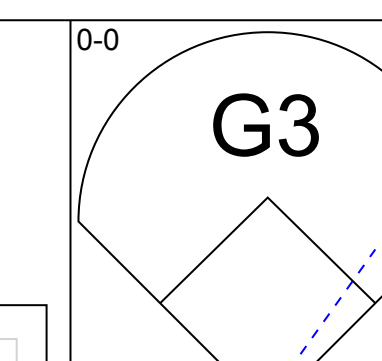
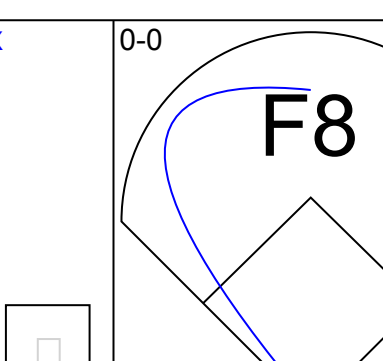
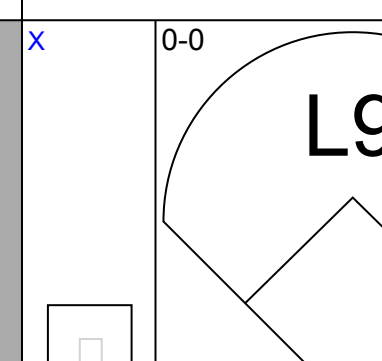
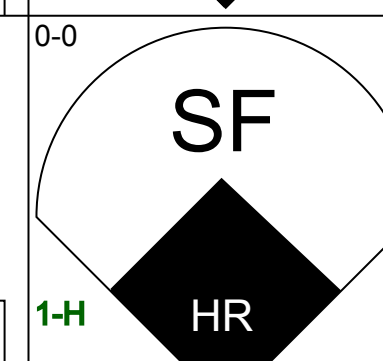
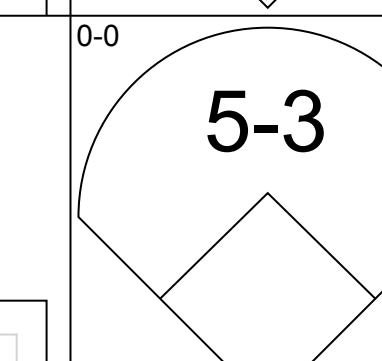
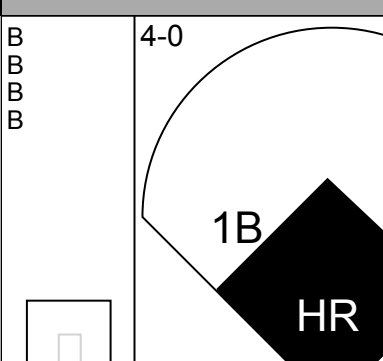
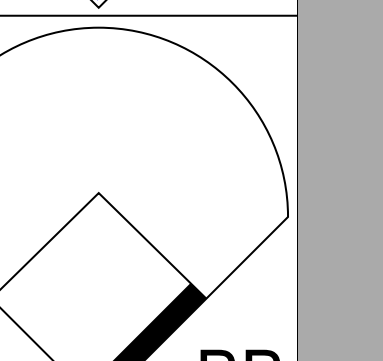
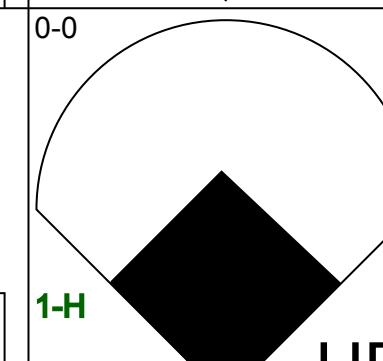
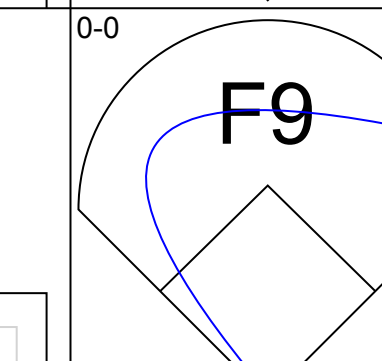
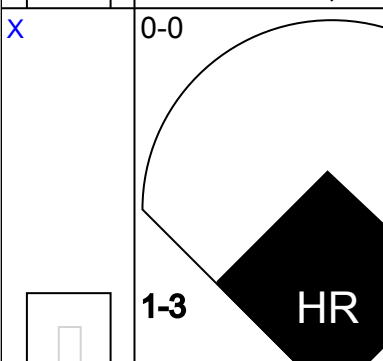
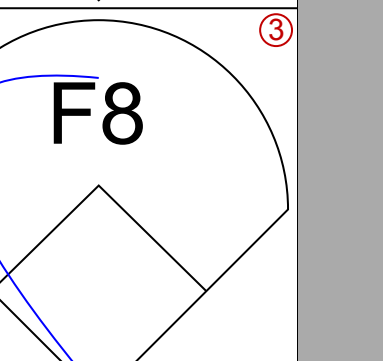
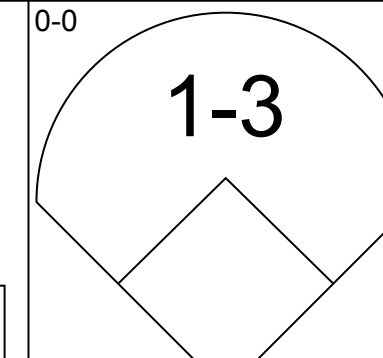
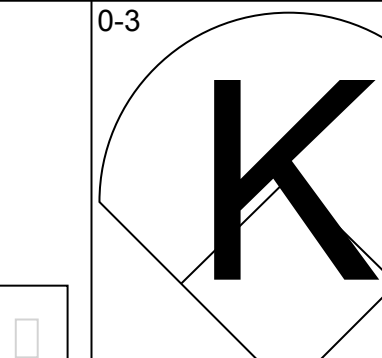
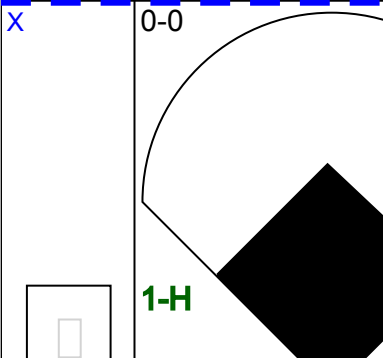
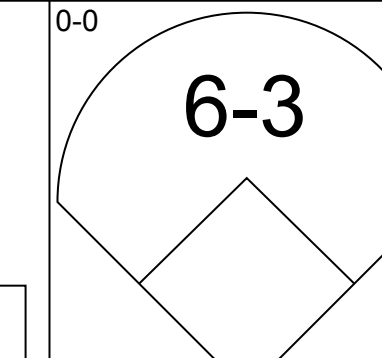
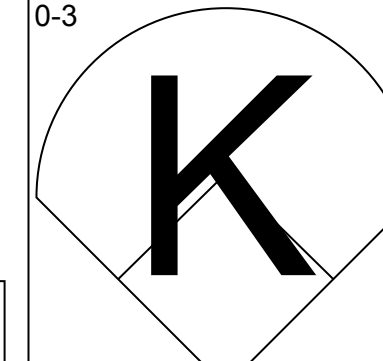
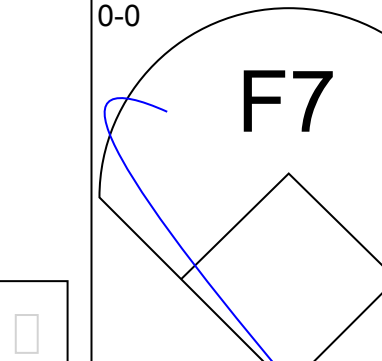
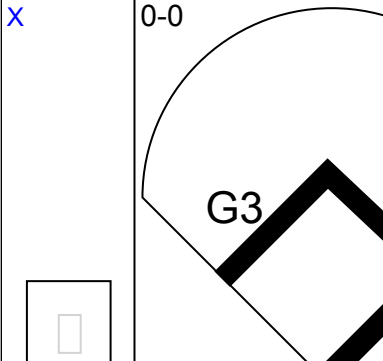
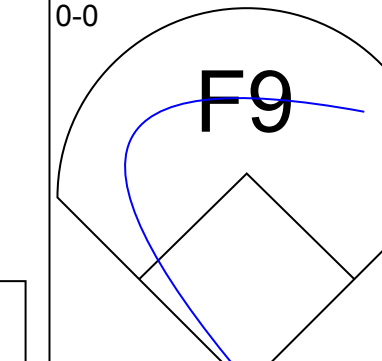
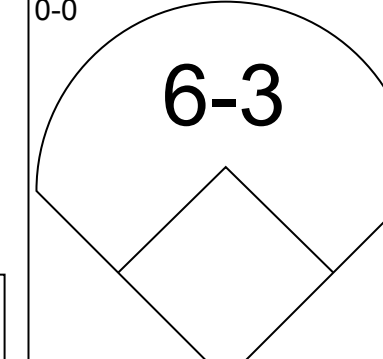
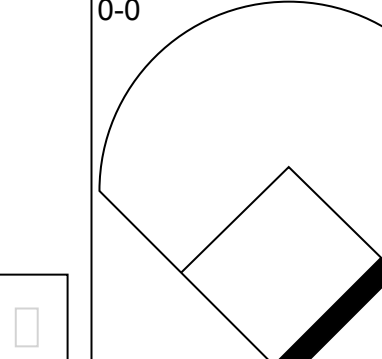
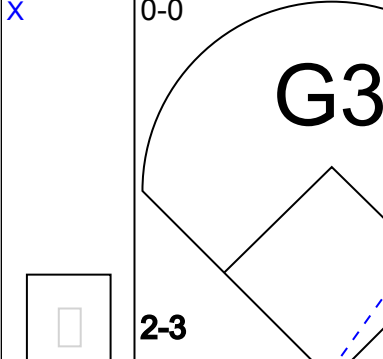
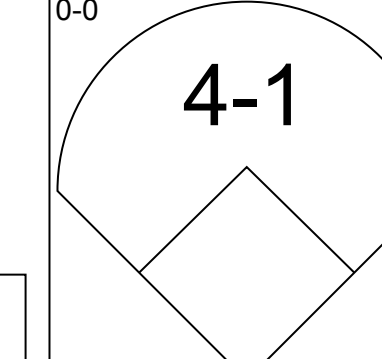
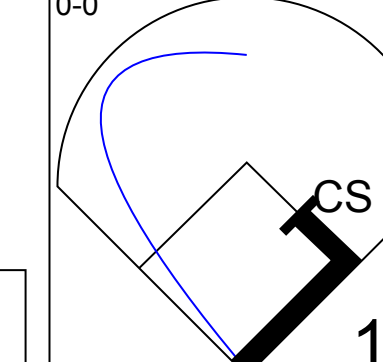
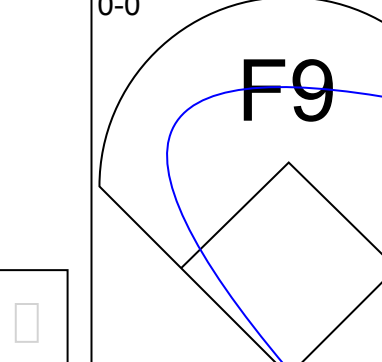
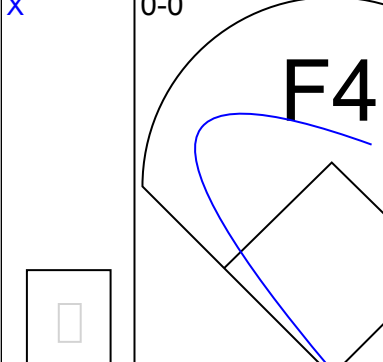
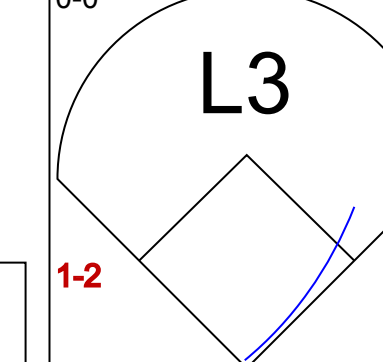
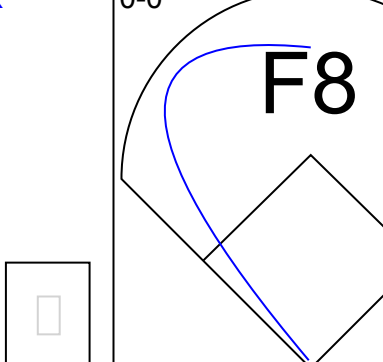
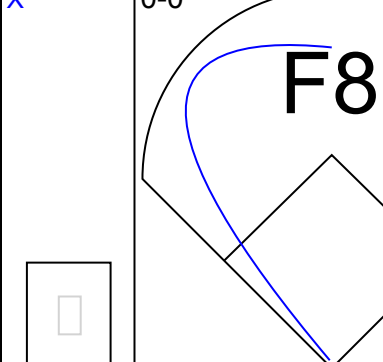
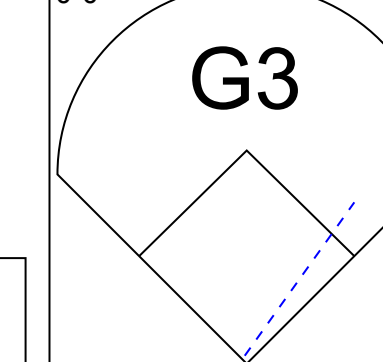
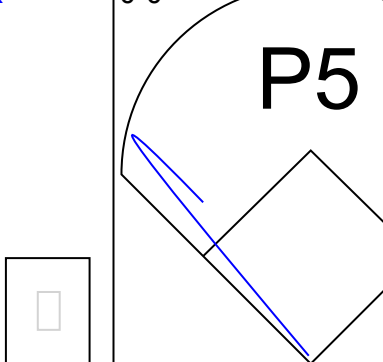
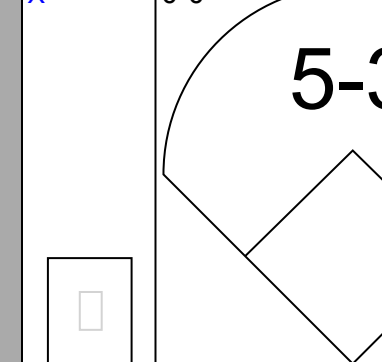
AB 32
R 8
H 10
RBI 8
BB 3
SO 5
LOB 12




Batter	1	2	3	4	5	6	7	8	9	AB	R	H	RBI	BB	SO	LOB	TOP			
Tom Herr, S OBP: 0.336, SLG: 0.350 (1, 4)										4	0	2	0	0	1	0	St. Louis Cardinals @ New York Mets Shea Stadium, Flushing, NY Sat Sep 19 1981, 3:33 AM EDT Att. 10,200 - Cloudy			
Gary Templeton, S OBP: 0.310, SLG: 0.388 (1, 6)										3	0	0	0	1	0	2				
Keith Hernandez, L OBP: 0.397, SLG: 0.460 (1, 3)										4	0	0	0	0	0	2				
George Hendrick, R OBP: 0.361, SLG: 0.484 (1, 9)										4	1	2	0	0	0	2				
Gene Tenace, R OBP: 0.410, SLG: 0.345 (1, 2)										3	0	0	0	1	0	1				
Tito Landrum, R OBP: 0.273, SLG: 0.327 (1, 7)										4	0	0	0	0	0	2				
Ken Oberkfell, L OBP: 0.350, SLG: 0.372 (1, 5)										3	0	1	1	0	1	0				
Bob Shirley, R OBP: 0.150, SLG: 0.150 (7, 1)										0	0	0	0	0	0	0				
Gene Roof, S OBP: 0.410, SLG: 0.394 (9, PH)										1	0	0	0	0	0	0				
David Green, R (1, 8)										3	0	0	0	0	1	2				
John Martin, S OBP: 0.250, SLG: 0.346 (1, 1)										2	0	0	0	0	1	0				
Mark Littell, L OBP: 0.286, SLG: 0.286 (6, 1)										0	0	0	0	0	0	0				
Julio Gonzalez, R OBP: 0.333, SLG: 0.471 (7, 5)										1	1	1	0	0	0	0				
Inning Stats	R: 0 E: 0 K: 1 S: 5	H: 0 LOB: 1 BB: 1 P: 9	R: 0 E: 0 K: 1 S: 5	H: 0 LOB: 0 BB: 0 P: 5	R: 0 E: 0 K: 1 S: 6	H: 1 LOB: 1 BB: 0 P: 6	R: 1 E: 0 K: 0 S: 5	H: 2 LOB: 2 BB: 1 P: 9	R: 0 E: 0 K: 0 S: 3	H: 0 LOB: 0 BB: 0 P: 3	R: 0 E: 0 K: 0 S: 3	H: 0 LOB: 0 BB: 0 P: 3	R: 1 E: 1 K: 0 S: 5	H: 2 LOB: 1 BB: 0 P: 5	R: 0 E: 0 K: 0 S: 3	H: 0 LOB: 0 BB: 0 P: 3	1B: 5 2B: 1 3B: 0 HR: 0	SF: 0 SAC: 0 DP: 1 HBP: 0	WP: 0 PB: 0 SB: 0 CS: 0	PA: 34
PITCHER Pete Falcone, L ERA: 2.99 (1, 1)	IP: 9.0 WLS: W BF: 34 H: 6 R: 2 ER: 2 SO: 4 BB: 2 IBB: 0 HBP: 0 BLK: 0 WP: 0 HR: 0 S: 40 P: 48 ERA: 2.00 WHIP: 0.889																			

AB	R	H	RBI	BB	SO	LOB
32	2	6	1	2	4	11



Batter	1	2	3	4	5	6	7	8	9	AB	R	H	RBI	BB	SO	LOB	BOTTOM			
Mookie Wilson, S OBP: 0.332, SLG: 0.375 (1, 8)										3	1	0	0	1	0	0	St. Louis Cardinals @ New York Mets Shea Stadium, Flushing, NY Sat Sep 19 1981, 3:33 AM EDT Att. 10,200 - Cloudy			
Mike Howard, S OBP: 0.333, SLG: 0.273 (1, 9)										1	2	0	1	2	0	0				
Hubie Brooks, R OBP: 0.344, SLG: 0.412 (1, 5)										4	2	2	2	0	0	1				
Dave Kingman, R OBP: 0.317, SLG: 0.440 (1, 3)										4	1	1	3	0	1	0				
Mike Jorgensen, L OBP: 0.290, SLG: 0.384 (9, 3)										0	0	0	0	0	0	0				
John Stearns, R OBP: 0.332, SLG: 0.342 (1, 2)										4	0	1	0	0	1	0				
Lee Mazzilli, S OBP: 0.325, SLG: 0.361 (1, 7)										4	0	1	0	0	0	1				
Doug Flynn, R OBP: 0.240, SLG: 0.281 (1, 4)										3	0	1	0	0	0	2				
Ron Gardenhire, R OBP: 0.167, SLG: 0.167 (1, 6)										3	0	0	0	0	0	2				
Pete Falcone, L OBP: 0.071, SLG: 0.071 (1, 1)										3	0	0	0	0	0	0				
Inning Stats	R: 3 E: 1 K: 1 S: 7	H: 1 LOB: 0 BB: 1 P: 11	R: 0 E: 0 K: 0 S: 3	H: 1 LOB: 0 BB: 0 P: 3	R: 0 E: 0 K: 1 S: 6	H: 1 LOB: 1 BB: 0 P: 6	R: 0 E: 0 K: 0 S: 3	H: 0 LOB: 0 BB: 0 P: 3	R: 3 E: 0 K: 0 S: 6	H: 3 LOB: 1 BB: 1 P: 10	R: 0 E: 0 K: 0 S: 3	H: 0 LOB: 1 BB: 1 P: 7	R: 0 E: 0 K: 0 S: 3	H: 0 LOB: 0 BB: 0 P: 3	R: 0 E: 0 K: 0 S: 3	H: 0 LOB: 0 BB: 0 P: 3	1B: 3 2B: 1 3B: 0 HR: 2	SF: 1 SAC: 0 DP: 0 HBP: 0	WP: 0 PB: 1 SB: 1 CS: 1	PA: 33
PITCHER John Martin, L ERA: 3.2 (1, 1)	IP: 5.0 WLS: L BF: 21 H: 4 R: 5 ER: 4 SO: 2 BB: 2 IBB: 0 HBP: 0 BLK: 0 WP: 0 HR: 1 S: 23 P: 31 ERA: 7.20 WHIP: 1.200																			
Mark Littell, R ERA: 3.41 (6, 1)	1.0 5 2 1 1 0 0 0 0 0 0 1 5 5 9.00 2.000																			
Bob Shirley, L ERA: 4.44 (7, 1)	2.0 7 0 0 0 0 1 0 0 0 0 0 6 10 0.00 0.500																			



Batter	1	2	3	4	5	6	7	8	9	AB	R	H	RBI	BB	SO	LOB	TOP					
Tom Herr, S OBP: 0.334, SLG: 0.348 (1, 4)										5	0	1	0	0	0	0						
Gary Templeton, S OBP: 0.315, SLG: 0.393 (1, 6)										4	1	2	0	1	1	1						
Keith Hernandez, L OBP: 0.397, SLG: 0.457 (1, 3)										4	2	1	0	1	1	2						
George Hendrick, R OBP: 0.362, SLG: 0.491 (1, 8)										5	2	2	3	0	0	2						
Darrell Porter, L OBP: 0.358, SLG: 0.373 (1, 2)										3	0	0	0	2	0	0						
Dane Iorg, L OBP: 0.344, SLG: 0.422 (1, 9)										2	0	1	2	1	0	0						
Tito Landrum, R OBP: 0.279, SLG: 0.352 (7, PH)										1	1	1	0	0	0	0						
Ken Oberkfell, L OBP: 0.348, SLG: 0.367 (1, 5)										4	0	0	0	1	1	4						
Gene Roof, S OBP: 0.419, SLG: 0.371 (1, 7)										2	0	0	0	2	0	1						
Lary Sorensen, R OBP: 0.287, SLG: 0.389 (6, 1)										3	0	0	0	0	1	4						
Doug Bair, R OBP: 0.200, SLG: 0.800 (7, 1)										1	0	0	0	0	1	2						
Jim Kaat, L OBP: 0.271, SLG: 0.687 (7, 1)										0	0	0	0	0	0	0						
Luis DeLeon, R OBP: 0.271, SLG: 0.298 (7, 1)										0	0	0	0	0	0	0						
Bob Sykes, S OBP: 0.271, SLG: 0.298 (8, 1)										0	0	0	0	0	0	0						
Mark Littell, L OBP: 0.271, SLG: 0.298 (8, 1)										0	0	0	0	0	0	0						
Bruce Sutter, R OBP: 0.271, SLG: 0.298 (9, 1)										0	0	0	0	0	0	0						
Inning Stats	R: 2 E: 0 K: 0 S: 5	H: 3 LOB: 2 BB: 2 P: 13	R: 0 E: 0 K: 0 S: 3	H: 0 LOB: 0 BB: 0 P: 3	R: 3 E: 0 K: 1 S: 7	H: 2 LOB: 3 BB: 3 P: 19	R: 0 E: 0 K: 0 S: 4	H: 1 LOB: 1 BB: 0 P: 4	R: 0 E: 1 K: 0 S: 4	H: 0 LOB: 2 BB: 1 P: 8	R: 0 E: 0 K: 1 S: 4	H: 1 LOB: 2 BB: 0 P: 4	R: 0 E: 0 K: 1 S: 5	H: 0 LOB: 2 BB: 2 P: 13	R: 0 E: 0 K: 2 S: 7	H: 0 LOB: 0 BB: 0 P: 7	R: 1 E: 1 K: 1 S: 6	H: 1 LOB: 0 BB: 0 P: 6	1B: 5 2B: 1 3B: 1 HR: 1	SF: 0 SAC: 1 DP: 0 HBP: 0	WP: 0 PB: 0 SB: 1 CS: 1	PA: 43
PITCHER	IP WLS BF H R ER SO BB IBB HBP BLK WP HR S P ERA WHIP																					
Pat Zachry, R ERA: 4.09 (1, 1)	2.0	13	5	5	5	0	3	0	0	0	0	0	1	10	22	22.50	4.000					
Ray Seearge, L ERA: 3.34 (3, 1)	2.0	9	1	0	0	1	2	0	0	0	0	0	0	9	17	0.00	1.500					
Mike Marshall, R ERA: 2.86 (5, 1)	2.0	9	1	0	0	1	1	0	0	0	0	0	0	8	12	0.00	1.000					
Jesse Orosco, L ERA: 2.86 (7, 1)	1.0	5	0	0	0	1	1	1	0	0	0	0	0	5	13	0.00	1.000					
Neil Allen, R ERA: 2.78 (8, 1)	2.0	W 7	1	1	0	3	0	0	0	0	0	0	0	13	13	0.00	0.500					

St. Louis Cardinals @ New York Mets
Shea Stadium, Flushing, NY
Sun Sep 20 1981, 3:33 AM EDT
Att: 13,337 - Sunny - 70 F

livebaseballscores.com

AB 34
R 6
H 8
RBI 5
BB 8
SO 5
LOB 16

Batter	1	2	3	4	5	6	7	8	9	AB	R	H	RBI	BB	SO	LOB	BOTTOM			
Mookie Wilson, S OBP: 0.339, SLG: 0.395 (1, 8)										6	1	4	3	0	0	0				
Mike Howard, S OBP: 0.316, SLG: 0.267 (1, 9)										4	0	1	0	0	1	2				
Ellis Valentine, R OBP: 0.237, SLG: 0.352 (7, PH)										1	0	0	0	0	1	3				
Hubie Brooks, R OBP: 0.351, SLG: 0.418 (1, 5)										5	1	4	0	0	0	0				
Dave Kingman, R OBP: 0.316, SLG: 0.436 (1, 3)										5	0	1	0	0	0	5				
Lee Mazzilli, S OBP: 0.323, SLG: 0.358 (1, 7)										5	0	1	0	0	0	5				
John Stearns, R OBP: 0.337, SLG: 0.347 (1, 2)										5	1	3	1	0	0	2				
Doug Flynn, R OBP: 0.242, SLG: 0.290 (1, 4)										5	2	2	1	0	0	3				
Ron Gardenhire, R OBP: 0.221, SLG: 0.225 (5, PH)										2	0	2	0	0	0	0				
Mike Jorgensen, L OBP: 0.276, SLG: 0.345 (7, 1)										1	0	0	0	0	0	1				
Rusty Staub, L OBP: 0.370, SLG: 0.389 (7, PH)										1	0	1	1	0	0	0				
Greg Harris, R OBP: 0.185, SLG: 0.178 (7, PH)										1	0	0	0	0	0	0				
Neil Allen, R OBP: 0.271, SLG: 0.600 (8, 1)										1	0	0	0	0	0	0				
Alex Hernandez, R OBP: 0.328, SLG: 0.284 (9, PH)										1	0	0	0	0	0	0				
Pat Zachry, R OBP: 0.237, SLG: 0.176 (3, 1)										1	0	0	0	0	0	3				
Ray Seearge, L OBP: 0.200, SLG: 1.000 (4, PH)										0	0	0	0	0	0	2				
Mike Marshall, R OBP: 0.271, SLG: 0.352 (5, 1)										1	0	0	0	0	0	0				
Ron Hodges, L OBP: 0.268, SLG: 0.405 (5, PH)										0	0	1	1	0	0	0				
Frank Laveras, R OBP: 0.207, SLG: 0.294 (7, 6)										2	2	2	0	0	0	0				
Inning Stats	R: 0 E: 0 K: 0 S: 3	H: 0 LOB: 0 BB: 0 P: 3	R: 0 E: 0 K: 0 S: 6	H: 3 LOB: 3 BB: 0 P: 6	R: 0 E: 0 K: 0 S: 4	H: 2 LOB: 1 BB: 0 P: 4	R: 0 E: 0 K: 0 S: 5	H: 2 LOB: 2 BB: 0 P: 5	R: 0 E: 0 K: 1 S: 8	H: 3 LOB: 1 BB: 0 P: 8	R: 3 E: 0 K: 1 S: 11	H: 6 LOB: 3 BB: 0 P: 11	R: 0 E: 0 K: 0 S: 4	H: 2 LOB: 1 BB: 0 P: 4	R: 2 E: 0 K: 0 S: 4	H: 2 LOB: 1 BB: 0 P: 4	1B: 16 2B: 5 3B: 0 HR: 1	SF: 0 SAC: 0 DP: 2 HBP: 0	WP: 0 PB: 0 SB: 0 CS: 0	PA: 46
PITCHER	IP WLS BF H R ER SO BB IBB HBP BLK WP HR S P ERA WHIP																			
Lary Sorensen, R ERA: 3.03 (1, 1)	5.2	28	12	2	2	0	0	0	0	0	0	0	0	8	8	27.00	3.000			
Doug Bair, R ERA: 5.49 (6, 1)	1.0	6	3	3	3	1	0	0	0	0	0	0	0	8	8	27.00	3.000			
Jim Kaat, L ERA: 2.4 (7, 1)	0.0	1	1	0	0	0	0	0	0	0	0	1	1	1	1	∞	∞			
Luis DeLeon, R ERA: 0.84 (7, 1)	0.0	2	2	0	0	0	0	0	0	0	0	2	2	2	2	∞	∞			
Bob Sykes, L ERA: 5.01 (7, 1)	0.1	1	0	0	0	1	0	0	0	0	0	3	3	3	3	0.00	0.000			
PITCHER	IP WLS BF H R ER SO BB IBB HBP BLK WP HR S P ERA WHIP																			
Mark Littell, R ERA: 3.31 (8, 1)	1.0	L 4	2	2	2	0	0	0	0	0	0	1	4	4	4	27.00	3.000			
Bruce Sutter, R ERA: 2.75 (9, 1)	0.2	L 4	2	2	2	0	0	0	0	0	0	1	4	4	4	27.00	3.000			

St. Louis Cardinals @ New York Mets
Shea Stadium, Flushing, NY
Sun Sep 20 1981, 3:33 AM EDT
Att: 13,337 - Sunny - 70 F

livebaseballscores.com

AB 46
R 7
H 22
RBI 7
BB 0
SO 2
LOB 26

Batter	1	2	3	4	5	6	7	8	9	AB	R	H	RBI	BB	SO	LOB	TOP										
Omar Moreno, L (1.8) OBP: 0.333, SLG: 0.377	F8		1B 2B	S BB			K			3	1	1	0	1	1	0											
Lee Lacy, R (1.9) OBP: 0.307, SLG: 0.360	F1-4-3 2B		2B HR 1B				K			4	1	2	0	0	1	1											
Johnny Ray, S (1.4) OBP: 0.333, SLG: 0.446	F1-4-3 2-3		HR 2B				F8			4	1	1	1	0	0	2											
Jason Thompson, L (1.3) OBP: 0.378, SLG: 0.474	K		HR				F8			4	1	1	3	0	1	1											
Mike Easter, L (1.7) OBP: 0.325, SLG: 0.417		1B 1B	1-3				F4			4	1	1	0	0	0	0											
Tony Peña, R (1.2) OBP: 0.320, SLG: 0.378		F4-3 1B					F9			4	1	1	0	0	0	0											
Dale Berra, R (1.5) OBP: 0.297, SLG: 0.302		F4-3 1B					F4-3			4	0	2	0	0	0	0											
Vance Law, R (1.6) OBP: 0.175, SLG: 0.185		F4-3 1-2 2-3	F4-3				F2			4	0	1	1	0	1	1											
Jim Bibby, R (1.1) OBP: 0.200, SLG: 0.321							6-3			4	0	1	1	0	1	1											
Doe Boyland, L (6, PH)	K						F4-3			4	0	0	0	0	0	3											
Victor Cruz, R (6, 1)							F4-3			4	0	0	0	0	0	3											
Rod Scurry, L (7, 1) OBP: 0.250, SLG: 0.167							F4-3			2	0	0	0	0	1	1											
Inning Stats	R: 0 E: 0 K: 1 S: 6	H: 1 LOB: 1 BB: 0 P: 6	R: 1 E: 0 K: 1 S: 7	H: 3 LOB: 1 BB: 0 P: 7	R: 4 E: 0 K: 0 S: 8	H: 5 LOB: 1 BB: 0 P: 8	R: 0 E: 0 K: 0 S: 3	H: 0 LOB: 1 BB: 1 P: 7	R: 0 E: 0 K: 0 S: 3	H: 0 LOB: 0 BB: 0 P: 3	R: 0 E: 0 K: 2 S: 7	H: 0 LOB: 0 BB: 0 P: 7	R: 0 E: 0 K: 0 S: 3	H: 0 LOB: 0 BB: 0 P: 3	R: 0 E: 0 K: 2 S: 7	H: 0 LOB: 0 BB: 0 P: 7	1B: 5 2B: 3 3B: 0 HR: 1	SF: 0 SAC: 0 DP: 1 HBP: 0	WP: 0 PB: 0 SB: 1 CS: 0	PA: 36							
PITCHER	IP	WLS	BF	H	R	ER	SO	BB	IBB	HBP	BLK	WP	HR	S	P	ERA	WHIP										
Mike Scott, R (1.1) ERA: 4.13	2.0	L	12	7	4	4	2	0	0	0	0	0	0	16	16	18.00	3.500										
Ray Searge, L (3, 1) ERA: 3.31	3.0		2	1	1	0	1	0	0	0	0	0	1	11	15	3.00	1.000										
Terry Leach, R (6, 1) ERA: 1.53	1.0		3	0	0	0	0	0	0	0	0	0	0	3	3	0.00	0.000										
Jesse Orosco, L (7, 1) ERA:	3.0		9	0	0	0	4	0	0	0	0	0	0	17	17	0.00	0.000										

Pittsburgh Pirates @ New York Mets
Shea Stadium, Flushing, NY
Tue Sep 22 1981, 7:05 PM EDT
Att: 6,855 - Unknown

AB 35
R 5
H 9
RBI 5
BB 1
SO 6
LOB 9



Batter	1	2	3	4	5	6	7	8	9	AB	R	H	RBI	BB	SO	LOB	BOTTOM										
Mookie Wilson, S (1.8) OBP: 0.333, SLG: 0.391	F3		F8				5-3		K	5	0	0	0	0	1	3											
Mike Howard, S (1.9) OBP: 0.250, SLG: 0.200			F7							3	0	0	0	0	1	0											
Ellis Valentine, R (7, PH) (8, 9)	K						WP 1B			1	0	1	1	0	0	0											
Hubie Brooks, R (1.5) OBP: 0.355, SLG: 0.419	4-3						6-3			4	0	2	0	0	0	1											
Dave Kingman, R (1.3) OBP: 0.315, SLG: 0.443		HR	F8				G5-4-3 1B		K	4	1	1	1	0	1	2											
Lee Mazzilli, S (1.7) OBP: 0.327, SLG: 0.370		HR					4-3		F8	3	1	1	1	1	0	0											
John Stearns, R (1.2) OBP: 0.336, SLG: 0.340							1-3		F7	4	0	1	0	0	0	0											
Doug Flynn, R (1.4) OBP: 0.245, SLG: 0.295										2	0	1	0	0	1	0											
Mike Jorgensen, L (6, PH) OBP: 0.277, SLG: 0.371		K					F7		1B	1	0	0	0	0	0	2											
Jesse Orosco, R (7, 1)							FC6-4 1B		2B	0	0	0	0	0	0	0											
Alex Trevino, R (9, PH) OBP: 0.329, SLG: 0.275										1	0	1	0	0	1	1											
Ron Gardenhire, R (1.6) OBP: 0.290, SLG: 0.267										2	0	0	0	1	1	1											
Rusty Staub, L (9, PH) OBP: 0.397, SLG: 0.394										1	0	1	0	0	0	0											
Frank Taveras, R (9, FR) OBP: 0.264, SLG: 0.291										0	0	0	0	0	0	0											
Mike Scott, R (1.1) OBP: 0.143, SLG: 0.079										1	0	0	0	0	1	1											
Ray Searge, L (3, 1) OBP: 1.000, SLG: 1.000										0	0	0	0	0	0	0											
Mike Cabbage, L (5, PH) OBP: 0.319, SLG: 0.333										1	0	0	0	0	1	0											
Terry Leach, R (6, 1)										0	0	0	0	0	0	0											
Bob Bailor, R (7, 4) OBP: 0.345, SLG: 0.338										2	1	1	0	0	2												
Inning Stats	R: 0 E: 0 K: 1 S: 5	H: 0 LOB: 0 BB: 0 P: 5	R: 2 E: 0 K: 2 S: 9	H: 2 LOB: 1 BB: 1 P: 13	R: 0 E: 0 K: 0 S: 4	H: 1 LOB: 1 BB: 0 P: 4	R: 0 E: 0 K: 0 S: 4	H: 1 LOB: 1 BB: 0 P: 4	R: 0 E: 0 K: 1 S: 5	H: 0 LOB: 0 BB: 0 P: 5	R: 0 E: 0 K: 0 S: 4	H: 2 LOB: 2 BB: 1 P: 8	R: 1 E: 0 K: 1 S: 7	H: 2 LOB: 1 BB: 0 P: 7	R: 0 E: 0 K: 1 S: 5	H: 0 LOB: 0 BB: 0 P: 5	R: 0 E: 0 K: 1 S: 6	H: 2 LOB: 2 BB: 0 P: 6	1B: 6 2B: 2 3B: 1 HR: 2	SF: 0 SAC: 0 DP: 2 HBP: 0	WP: 1 PB: 0 SB: 0 CS: 0	PA: 37					
PITCHER	IP	WLS	BF	H	R	ER	SO	BB	IBB	HBP	BLK	WP	HR	S	P	ERA	WHIP										
Jim Bibby, R (1.1) ERA: 2.5	5.0	W	20	4	2	2	4	1	0	0	0	0	0	8	12	6.75	3.000										
Victor Cruz, R (6, 1) ERA: 2.78	1.1		7	3	1	1	1	1	0	0	0	0	0	8	12	6.75	3.000										
Rod Scurry, L (7, 1) ERA: 3.72	2.2	S	10	3	0	0	2	0	0	0	0	1	0	14	14	0.00	1.125										

Pittsburgh Pirates @ New York Mets
Shea Stadium, Flushing, NY
Tue Sep 22 1981, 7:05 PM EDT
Att: 6,855 - Unknown

AB 35
R 3
H 10
RBI 3
BB 2
SO 7
LOB 12



Batter	1	2	3	4	5	6	7	8	9	AB	R	H	RBI	BB	SO	LOB	TOP			
Mookie Wilson, S (1, 8) OBP: 0.332, SLG: 0.389	1-3		6-3			1-3			1B FC4-6	4	1	1	0	0	0	1				
Bob Bailor, R (1, 9) OBP: 0.345, SLG: 0.338	F8			B1-3					1B FC4-6	3	0	1	0	0	0	0				
Rusty Staub, L (9, PH) OBP: 0.391, SLG: 0.398						G6-4-3			1B	1	0	1	0	0	0	0				
Brian Giles, R (9, FR)									1B	0	0	0	0	0	0	0				
Hubie Brooks, R (1, 5) OBP: 0.351, SLG: 0.414	K			5-3		G6-4-3			FC4-6	4	0	0	1	0	1	2				
Dave Kingman, R (1, 3) OBP: 0.312, SLG: 0.437		K		6-3					P6	4	0	0	0	0	2	1				
Lee Mazzilli, S (1, 7) OBP: 0.326, SLG: 0.369	F8					SH5-4			P5	4	0	1	0	0	0	1				
John Stearns, R (1, 2) OBP: 0.332, SLG: 0.336	P6					E8				3	0	0	0	0	1	1				
Doug Flynn, R (1, 4) OBP: 0.243, SLG: 0.293			F6-3			SH5-4			F9	2	0	0	0	0	0	0				
Ron Gardenhire, R (1, 6) OBP: 0.281, SLG: 0.258										1	0	0	0	0	0	0				
Mike Jorgensen, L (5, PH) OBP: 0.275, SLG: 0.368			E4			K			1-3	1	0	0	0	0	1	2				
Frank Taveras, R (5, 6) OBP: 0.263, SLG: 0.289			WP SH3							1	0	0	0	0	0	0				
Ed Lynch, R (1, 1) OBP: 0.261, SLG: 0.200										0	0	0	0	0	0	0				
Mike Cuddihy, L (5, PH) OBP: 0.314, SLG: 0.328										1	0	0	0	0	1	2				
Dan Botano, R (5, 1) OBP: 0.285, SLG: 1.000			SH3							0	0	0	0	0	0	0				
Ray Searage, L (6, 1) OBP: 0.262, SLG: 0.365										0	0	0	0	0	0	0				
Ron Hodges, L (8, PH) OBP: 0.262, SLG: 0.365										1	0	0	0	0	0	0				
Terry Leach, R (8, 1)										0	0	0	0	0	0	0				
Inning Stats	R: 0 E: 0 K: 1 S: 5	H: 0 LOB: 0 BB: 0 P: 5	R: 0 E: 0 K: 1 S: 5	H: 0 LOB: 0 BB: 0 P: 5	R: 0 E: 1 K: 0 S: 4	H: 0 LOB: 1 BB: 0 P: 4	R: 0 E: 0 K: 0 S: 3	H: 0 LOB: 0 BB: 0 P: 3	R: 0 E: 1 K: 2 S: 9	H: 1 LOB: 2 BB: 0 P: 9	R: 0 E: 0 K: 2 S: 7	H: 0 LOB: 0 BB: 0 P: 7	R: 0 E: 0 K: 0 S: 3	H: 0 LOB: 0 BB: 0 P: 3	R: 1 E: 0 K: 0 S: 5	H: 2 LOB: 1 BB: 0 P: 5	1B: 4 2B: 0 3B: 0 HR: 0	SF: 0 SAC: 2 DP: 1 HBP: 0	WP: 1 PB: 0 SB: 0 CS: 0	PA: 32
PITCHER	IP WLS BF H R ER SO BB IBB HBP BLK WP HR S P ERA WHIP																			
Mike Krukow, R (1, 1) ERA: 4.01	8.0 W 29 4 1 1 6 0 0 0 0 0 1 0 41 41 1.12 0.500																			
Dick Tidrow, R (9, 1) ERA: 4.71	1.0 S 3 0 0 0 0 0 0 0 0 0 0 0 3 3 0.00 0.000																			

New York Mets @ Chicago Cubs
Wrigley Field, Chicago, IL
Wed Sep 23 1981, 3:33 AM CDT
Att: 2,754 - Sunny - 56 F

AB	30
R	1
H	4
RBI	1
BB	0
SO	6
LOB	10



Batter	1	2	3	4	5	6	7	8	9	AB	R	H	RBI	BB	SO	LOB	BOTTOM			
Bobby Bonds, R (1, 8) OBP: 0.325, SLG: 0.400	5-3		CS			F4-6-3			P9	3	0	1	0	1	0	0				
Ivan De Jesus, R (1, 6) OBP: 0.268, SLG: 0.220	6-3		CS		E					3	1	1	0	0	1	1				
Bill Buckner, L (1, 3) OBP: 0.340, SLG: 0.456					FC1					2	1	0	0	1	0	1				
Leon Durham, L (1, 9) OBP: 0.353, SLG: 0.476	F4-3				5-3					3	0	0	0	0	0	2				
Steve Henderson, R (1, 7) OBP: 0.353, SLG: 0.362			1-3							3	0	2	1	0	0	0				
Jerry Morales, R (8, 7) OBP: 0.342, SLG: 0.340					F8-4				1B	0	0	0	0	0	0	0				
Tim Lincecum, S (1, 2) OBP: 0.325, SLG: 0.333	K				F8-4					3	0	0	0	0	1	2				
Tye Waller, R (1, 5) OBP: 0.269, SLG: 0.458	K								F8	3	0	0	0	0	1	1				
Mike Tyson, R (1, 4) OBP: 0.253, SLG: 0.280					P3					3	0	0	0	0	0	0				
Mike Krukow, R (1, 1) OBP: 0.163, SLG: 0.186									F4-3	3	0	0	0	0	0	0				
Dick Tidrow, R (9, 1) ERA: 4.71					F7				F4-3	0	0	0	0	0	0	0				
Inning Stats	R: 0 E: 0 K: 0 S: 3	H: 0 LOB: 1 BB: 1 P: 7	R: 0 E: 0 K: 2 S: 7	H: 0 LOB: 0 BB: 0 P: 7	R: 0 E: 0 K: 0 S: 3	H: 1 LOB: 0 BB: 0 P: 3	R: 2 E: 1 K: 0 S: 5	H: 2 LOB: 0 BB: 0 P: 5	R: 0 E: 0 K: 0 S: 3	H: 0 LOB: 0 BB: 0 P: 3	R: 0 E: 0 K: 1 S: 4	H: 0 LOB: 1 BB: 1 P: 8	R: 0 E: 0 K: 0 S: 4	H: 1 LOB: 1 BB: 0 P: 4	R: 0 E: 0 K: 0 S: 3	H: 0 LOB: 0 BB: 0 P: 3	1B: 3 2B: 1 3B: 1 HR: 0	SF: 0 SAC: 0 DP: 2 HBP: 0	WP: 0 PB: 0 SB: 1 CS: 1	PA: 29
PITCHER	IP WLS BF H R ER SO BB IBB HBP BLK WP HR S P ERA WHIP																			
Ed Lynch, R (1, 1) ERA: 2.47	4.0 L 15 3 2 1 2 1 0 0 0 0 0 0 6 22 0.00 0.750																			
Dan Botano, R (5, 1) ERA: 4.5	1.1 5 0 0 0 1 1 0 0 0 0 0 0 6 10 0.00 0.750																			
Ray Searage, L (6, 1) ERA: 3.15	1.2 5 1 0 0 0 0 0 0 0 0 0 0 5 5 0.00 0.600																			
Terry Leach, R (8, 1) ERA: 1.48	1.0 3 0 0 0 0 0 0 0 0 0 0 0 3 3 0.00 0.000																			

New York Mets @ Chicago Cubs
Wrigley Field, Chicago, IL
Wed Sep 23 1981, 3:33 AM CDT
Att: 2,754 - Sunny - 56 F

AB	26
R	2
H	4
RBI	1
BB	2
SO	3
LOB	7



Batter	1	2	3	4	5	6	7	8	9	AB	R	H	RBI	BB	SO	LOB	TOP	
Mookie Wilson, S OBP: 0.328, SLG: 0.386 (1, 8)										5	0	1	0	0	1	2	New York Mets @ Philadelphia Phillies Veterans Stadium, Philadelphia, PA Tue Sep 29 1981, 7:05 PM EDT Att: 20,110 - Unknown	
Lee Mazzilli, S OBP: 0.324, SLG: 0.361 Mike Howard, S OBP: 0.240, SLG: 0.190 (1, 7) (9, PR) (9, 7)										5	1	2	0	0	0	2		
Hubie Brooks, R OBP: 0.347, SLG: 0.410 (1, 5)										5	0	0	0	0	0	2		
Dave Kingman, R OBP: 0.327, SLG: 0.468 Mike Jorgensen, L OBP: 0.334, SLG: 0.358 (1, 3) (7, 3)										3	2	2	1	1	0	0		
Ellis Valentine, R OBP: 0.237, SLG: 0.370 (1, 9)										4	0	0	0	0	1	2		
John Stearns, R OBP: 0.334, SLG: 0.340 (1, 2)										4	2	2	1	0	0	1		
Doug Flynn, R OBP: 0.290, SLG: 0.297 (1, 4)										3	1	0	0	1	0	2		
Ron Gardenhire, R OBP: 0.356, SLG: 0.317 (1, 6)										3	0	1	1	1	0	2		
Pete Falcone, L OBP: 0.158, SLG: 0.316 (1, 1)										4	1	2	3	0	1	1		
Inning Stats	R: 0 E: 0 K: 0 S: 3	H: 0 LOB: 0 BB: 0 P: 3	R: 0 E: 1 K: 0 S: 4	H: 0 LOB: 2 BB: 1 P: 8	R: 3 E: 0 K: 0 S: 6	H: 4 LOB: 0 BB: 0 P: 6	R: 1 E: 0 K: 0 S: 4	H: 1 LOB: 0 BB: 0 P: 4	R: 0 E: 0 K: 1 S: 5	H: 0 LOB: 0 BB: 0 P: 5	R: 0 E: 0 K: 1 S: 6	H: 1 LOB: 1 BB: 0 P: 6	R: 0 E: 0 K: 0 S: 4	H: 1 LOB: 1 BB: 0 P: 4	1B: 6 2B: 2 3B: 0 HR: 2	SF: 0 SAC: 0 DP: 0 HBP: 0	WP: 1 PB: 0 SB: 2 CS: 1	PA: 40
PITCHER	IP WLS BF H R ER SO BB IBB HBP BLK WP HR S P ERA WHIP																	
Mark Davis, L ERA: 8.1 (1, 1)	5.1 L 24 7 6 6 1 1 0 0 0 0 1 2 25 29 10.12 1.500																	
Warren Brusstar, R ERA: 5.23 (6, 1)	0.2 5 1 1 1 0 1 1 0 0 0 0 0 3 11 13.50 3.000																	
Sparky Lyle, L ERA: 4.11 (7, 1)	1.0 3 0 0 0 1 0 0 0 0 0 0 0 5 5 0.00 0.000																	
Ron Reed, R ERA: 3.3 (8, 1)	1.0 4 1 0 0 1 0 0 0 0 0 0 0 6 6 0.00 1.000																	
Tug McGraw, L ERA: 2.65 (9, 1)	1.0 4 1 0 0 0 0 0 0 0 0 0 0 4 4 0.00 1.000																	

AB	37
R	7
H	10
RBI	6
BB	3
SO	3
LOB	15



Batter	1	2	3	4	5	6	7	8	9	AB	R	H	RBI	BB	SO	LOB	BOTTOM			
Lonnie Smith, R OBP: 0.374, SLG: 0.442 (1, 8)										4	0	1	0	0	0	0	New York Mets @ Philadelphia Phillies Veterans Stadium, Philadelphia, PA Tue Sep 29 1981, 7:05 PM EDT Att: 20,110 - Unknown			
Pete Rose, S OBP: 0.395, SLG: 0.396 (1, 3)										4	0	1	0	0	0	1				
Gary Matthews, R OBP: 0.385, SLG: 0.449 (1, 7)										4	0	1	0	0	1	1				
Mike Schmidt, R OBP: 0.430, SLG: 0.617 (1, 5)										2	0	1	0	1	0	1				
Ryne Sandberg, R OBP: 0.250, SLG: 0.250 (7, PR)										0	0	0	0	0	0	0				
Ron Reed, R OBP: 0.600, SLG: 0.800 (8, 1)										0	0	0	0	0	0	0				
Tug McGraw, R (9, 1)										0	0	0	0	0	0	0				
Ozzie Virgil, R (9, PH)										1	0	0	0	0	0	1				
Keith Moreland, R OBP: 0.322, SLG: 0.404 (1, 2) (8, 5)										2	0	0	0	1	0	1				
Dick Davis, R OBP: 0.394, SLG: 0.489 (1, 9)										3	0	0	0	0	0	2				
Larry Bowa, S OBP: 0.325, SLG: 0.334 (1, 6)										3	0	0	0	0	0	1				
Manny Trillo, R OBP: 0.338, SLG: 0.392 (1, 4)										3	0	0	0	0	0	0				
Mark Davis, L OBP: 0.231, SLG: 0.091 Warren Brusstar, R (6, 1)										1	0	0	0	0	0	0				
Garry Maddox, R OBP: 0.291, SLG: 0.337 (6, PH)										1	0	0	0	0	0	0				
Sparky Lyle, L OBP: 0.500, SLG: 0.400 (7, 1)										0	0	0	0	0	0	0				
Bob Boone, R OBP: 0.282, SLG: 0.306 (8, 2)										1	0	0	0	0	0	0				
Inning Stats	R: 0 E: 0 K: 1 S: 5	H: 0 LOB: 0 BB: 0 P: 5	R: 0 E: 0 K: 0 S: 3	H: 1 LOB: 1 BB: 1 P: 7	R: 0 E: 0 K: 0 S: 4	H: 1 LOB: 1 BB: 0 P: 4	R: 0 E: 0 K: 0 S: 3	H: 1 LOB: 0 BB: 0 P: 3	R: 0 E: 0 K: 0 S: 3	H: 0 LOB: 0 BB: 0 P: 3	R: 0 E: 0 K: 0 S: 3	H: 0 LOB: 1 BB: 1 P: 7	R: 0 E: 0 K: 0 S: 3	H: 0 LOB: 0 BB: 0 P: 3	R: 0 E: 0 K: 0 S: 4	H: 1 LOB: 1 BB: 0 P: 4	1B: 4 2B: 0 3B: 0 HR: 0	SF: 0 SAC: 0 DP: 1 HBP: 0	WP: 0 PB: 0 SB: 0 CS: 1	PA: 31
PITCHER	IP WLS BF H R ER SO BB IBB HBP BLK WP HR S P ERA WHIP																			
Pete Falcone, L ERA: 2.71 (1, 1)	9.0 W 31 4 0 0 1 2 0 0 0 0 0 0 31 39 0.00 0.667																			

AB	29
R	0
H	4
RBI	0
BB	2
SO	1
LOB	8



Batter	1	2	3	4	5	6	7	8	9	AB	R	H	RBI	BB	SO	LOB	TOP																
Jerry Morales, R (1, 8) OBP: 0.347, SLG: 0.345										3	0	1	0	2	0	0	Chicago Cubs @ New York Mets Shea Stadium, Flushing, NY Wed Sep 30 1981, 7:05 PM EDT Att: 4,473 - Sunny - 49 F																
Ivan De Jesus, R (1, 6) OBP: 0.273, SLG: 0.227										5	0	1	0	0	0	4																	
Bill Buckner, L (1, 3) OBP: 0.353, SLG: 0.490										4	0	2	0	0	0	2																	
Leon Durham, L (1, 9) OBP: 0.347, SLG: 0.466										3	1	1	0	1	1	2																	
Steve Henderson, R (1, 7) OBP: 0.369, SLG: 0.390										4	0	1	0	0	0	3																	
Jody Davis, R (1, 2) OBP: 0.335, SLG: 0.367										3	0	0	0	0	1	1																	
Mike Lum, L (8, PH) OBP: 0.295, SLG: 0.319										1	0	0	0	0	0	3																	
Tim Blackwell, S (8, 2) OBP: 0.324, SLG: 0.327										0	0	0	0	0	0	0																	
Tye Waller, R (1, 5) OBP: 0.259, SLG: 0.463										3	0	1	0	1	0	0																	
Pat Tabler, R (1, 4) OBP: 0.288, SLG: 0.276										3	0	1	0	0	2	1																	
Doug Bird, R (1, 1) OBP: 0.143, SLG: 0.100										3	0	0	0	0	2	1																	
Jim Tracy, L (8, PH) OBP: 0.355, SLG: 0.302										1	0	0	0	0	1	1																	
Randy Martz, L (8, 1) OBP: 0.290, SLG: 0.214										0	0	0	0	0	0	0																	
Willie Hernandez, L (8, 1) OBP: 0.324, SLG: 0.327										0	0	0	0	0	0	0																	
Inning Stats	R: 0 E: 0 K: 1 S: 7	H: 2 LOB: 2 P: 7	R: 0 E: 0 K: 1 S: 6	H: 1 LOB: 1 BB: 0 P: 6	R: 0 E: 0 K: 0 S: 2	H: 0 LOB: 0 BB: 1 P: 6	R: 1 E: 0 K: 1 S: 6	H: 1 LOB: 1 BB: 1 P: 10	R: 0 E: 0 K: 1 S: 5	H: 0 LOB: 0 BB: 0 P: 5	R: 0 E: 0 K: 1 S: 5	H: 0 LOB: 0 BB: 0 P: 5	R: 0 E: 0 K: 0 S: 5	H: 2 LOB: 3 BB: 1 P: 9	R: 0 E: 0 K: 1 S: 6	H: 1 LOB: 2 BB: 1 P: 10	1B: 4 2B: 4 3B: 0 HR: 0	SF: 0 SAC: 1 DP: 1 HBP: 0	WP: 1 PB: 0 SB: 2 CS: 0	PA: 38													
PITCHER	IP WLS BF H R ER SO BB IBB HBP BLK WP HR S P ERA WHIP																																
Charlie Puleo, R (1, 1) ERA: 2.86	8.0	33	7	1	0	6	2	1	0	0	0	1	0	42	54	0.00	1.125																
Neil Allen, R (8, 1) ERA: 2.86	1.0	5	1	0	0	1	1	0	0	0	0	0	0	6	10	0.00	2.000																

Chicago Cubs @ New York Mets
Shea Stadium, Flushing, NY
Wed Sep 30 1981, 7:05 PM EDT
Att: 4,473 - Sunny - 49 F

AB 33
R 1
H 8
RBI 0
BB 4
SO 7
LOB 18



Batter	1	2	3	4	5	6	7	8	9	AB	R	H	RBI	BB	SO	LOB	BOTTOM																
Mookie Wilson, S (1, 8) OBP: 0.325, SLG: 0.381										4	0	0	0	0	2	0	Chicago Cubs @ New York Mets Shea Stadium, Flushing, NY Wed Sep 30 1981, 7:05 PM EDT Att: 4,473 - Sunny - 49 F																
John Stearns, R (1, 2) OBP: 0.333, SLG: 0.338										4	1	1	0	0	0	0																	
Hubie Brooks, R (1, 5) OBP: 0.349, SLG: 0.418										3	1	2	0	0	0	0																	
Dave Kingman, R (1, 7) OBP: 0.328, SLG: 0.466										3	0	1	1	1	1	1																	
Rusty Staub, L (1, 3) OBP: 0.393, SLG: 0.409										3	0	2	0	0	0	0																	
Brian Giles, R (7, PR)										0	0	0	0	0	0	0																	
Mike Jorgensen, L (8, 3) OBP: 0.274, SLG: 0.358										0	0	0	0	0	0	0																	
Lee Mazzilli, S (8, PH) OBP: 0.326, SLG: 0.363										1	0	1	1	0	0	0																	
Ellis Valentine, R (1, 9) OBP: 0.234, SLG: 0.365										3	0	0	0	0	0	2																	
Doug Flynn, R (1, 4) OBP: 0.248, SLG: 0.294										3	0	0	0	0	1	2																	
Ron Gardenhire, R (1, 6) OBP: 0.333, SLG: 0.295										3	0	0	0	0	0	1																	
Charlie Puleo, R (1, 1) ERA: 3.22										2	0	0	0	0	2	0																	
Mike Cabbage, L (8, PH) OBP: 0.297, SLG: 0.286										1	0	0	0	0	0	0																	
Neil Allen, R (8, 1) OBP: 0.200, SLG: 0.600										0	0	0	0	0	0	0																	
Inning Stats	R: 0 E: 0 K: 1 S: 6	H: 1 LOB: 1 P: 6	R: 0 E: 0 K: 0 S: 4	H: 1 LOB: 0 BB: 0 P: 4	R: 0 E: 0 K: 2 S: 7	H: 0 LOB: 0 BB: 0 P: 7	R: 0 E: 0 K: 0 S: 3	H: 0 LOB: 0 BB: 0 P: 3	R: 0 E: 0 K: 2 S: 7	H: 0 LOB: 0 BB: 0 P: 7	R: 1 E: 0 K: 1 S: 7	H: 3 LOB: 1 BB: 0 P: 7	R: 0 E: 0 K: 0 S: 3	H: 0 LOB: 0 BB: 0 P: 3	R: 1 E: 0 K: 0 S: 3	H: 2 LOB: 2 BB: 1 P: 7	1B: 4 2B: 3 3B: 0 HR: 0	SF: 0 SAC: 1 DP: 0 HBP: 0	WP: 0 PB: 0 SB: 0 CS: 0	PA: 32													
PITCHER	IP WLS BF H R ER SO BB IBB HBP BLK WP HR S P ERA WHIP																																
Doug Bird, R (1, 1) ERA: 3.57	8.0	28	5	1	1	6	0	0	0	0	0	0	0	2	2	27.00	3.000																
Randy Martz, R (8, 1) ERA: 3.57	0.1	2	1	1	1	0	0	0	0	0	0	0	0	2	2	27.00	3.000																
Willie Hernandez, L (8, 1) ERA: 3.96	0.0	2	1	0	0	0	0	1	0	0	0	0	0	1	5	*	*																

Chicago Cubs @ New York Mets
Shea Stadium, Flushing, NY
Wed Sep 30 1981, 7:05 PM EDT
Att: 4,473 - Sunny - 49 F

AB 30
R 2
H 7
RBI 2
BB 1
SO 6
LOB 6



Batter	1	2	3	4	5	6	7	8	9	AB	R	H	RBI	BB	SO	LOB	TOP					
Jerry Morales, R OBP: 0.344, SLG: 0.342 (1, 8)	F4		F8		6-3			WP SH1-4 1B	5-3	5	0	1	0	0	0	2						
Ivan De Jesus, R OBP: 0.273, SLG: 0.228 (1, 6)	K			L8				SH1-4 1-2 1B		3	0	1	0	0	1	0						
Bill Buckner, L OBP: 0.354, SLG: 0.489 (1, 3)	5-3			F4-6-3 1B				K		3	0	1	0	1	1	1						
Leon Durham, L OBP: 0.346, SLG: 0.461 (1, 9)		P6		F4-6-3 1-2 1B				WP IBB		3	0	0	0	1	1	2						
Steve Henderson, R OBP: 0.371, SLG: 0.389 Dick Tidrow, R (8, 1)		6-3			F4-3			FC4-6 IBB		3	0	1	0	1	0	0						
Tim Blackwell, S OBP: 0.331, SLG: 0.342 Jody Davis, R OBP: 0.332, SLG: 0.363 (1, 2)								P6 FC4-6 1-2 IBB		2	1	2	0	0	0	0						
Tye Waller, R OBP: 0.290, SLG: 0.483 (1, 5)										4	1	3	0	0	0	1						
Pat Tabler, R OBP: 0.281, SLG: 0.267 (1, 4)			K					FC5-4 1B		3	0	0	0	0	2	3						
Mike Krukow, R OBP: 0.180, SLG: 0.220 Rawly Eastwick, R (6, 1)			K							2	0	1	2	0	1	0						
Scot Thompson, L OBP: 0.208, SLG: 0.209 (8, 7)			K							1	0	0	0	0	1	1						
Inning Stats	R: 0 E: 0 K: 1 S: 5	H: 0 LOB: 0 BB: 0 P: 5	R: 0 E: 0 K: 0 S: 4	H: 1 LOB: 1 BB: 0 P: 4	R: 0 E: 0 K: 2 S: 7	H: 0 LOB: 0 BB: 0 P: 7	R: 0 E: 0 K: 0 S: 3	H: 1 LOB: 0 BB: 0 P: 3	R: 2 E: 0 K: 1 S: 8	H: 3 LOB: 1 BB: 0 P: 8	R: 0 E: 0 K: 1 S: 5	H: 2 LOB: 1 BB: 1 P: 9	R: 0 E: 0 K: 1 S: 6	H: 1 LOB: 1 BB: 0 P: 6	R: 0 E: 0 K: 1 S: 6	H: 1 LOB: 3 BB: 2 P: 14	R: 0 E: 0 K: 0 S: 4	H: 1 LOB: 1 BB: 0 P: 4	1B: 8 2B: 2 3B: 0 HR: 0	SF: 0 SAC: 2 DP: 1 HBP: 0	WP: 1 PB: 0 CS: 0	PA: 37
PITCHER	IP	WLS	BF	H	R	ER	SO	BB	IBB	HBP	BLK	WP	HR	S	P	ERA	WHIP					
Craig Swan, R ERA: 3.29 (1, 1)	4.1		16	4	2	2	3	0	0	0	0	0	0	22	22	4.15	0.923					
Terry Leach, R ERA: 2.92 (5, 1)	0.2		3	1	0	0	1	0	0	0	0	0	0	5	5	0.00	1.500					
Jesse Orosco, L ERA: 1.59 (6, 1)	2.0		8	3	0	0	2	1	0	0	0	0	0	11	15	0.00	2.000					
Neil Allen, R ERA: 2.77 (8, 1)	2.0		10	2	0	0	1	0	2	0	0	1	0	10	18	0.00	1.000					

Chicago Cubs @ New York Mets
Shea Stadium, Flushing, NY
Thu Oct 01 1981, 7:05 PM EDT
Att: 3,553 - Cloudy - 47 F

AB	32
R	2
H	10
RBI	2
BB	3
SO	7
LOB	14



Batter	1	2	3	4	5	6	7	8	9	AB	R	H	RBI	BB	SO	LOB	BOTTOM					
Mookie Wilson, S OBP: 0.321, SLG: 0.377 (1, 8)	4-3			4-3	K			K		4	0	0	0	0	2	3						
John Stearns, R OBP: 0.329, SLG: 0.333 (1, 2)	F7			5-3			1-3	5-3		4	0	0	0	0	0	0						
Hubie Brooks, R OBP: 0.348, SLG: 0.416 (1, 5)	5-3			6-3			F9	1B		4	0	1	0	0	0	0						
Dave Kingman, R OBP: 0.325, SLG: 0.461 (1, 7)		P4			K		K	K		4	0	0	0	0	3	1						
Rusty Staub, L OBP: 0.398, SLG: 0.454 (1, 3)		3-1			HR		HR			3	2	2	2	0	0	0						
Ellis Valentine, R OBP: 0.235, SLG: 0.364 (1, 9)		K			E1 F3-1 1B		3-1			3	0	1	0	0	1	0						
Doug Flynn, R OBP: 0.246, SLG: 0.292 Frank Taveras, R OBP: 0.266, SLG: 0.293 (1, 4)				F9	F3-1			1B		2	0	0	0	0	0	1						
Ron Gardenhire, R OBP: 0.333, SLG: 0.283 (6, 4)				4-3				L7		2	0	0	0	1	0	1						
Craig Swan, R Terry Leach, R Ron Hodges, L Jesse Orosco, R Mike Cutchase, L Neil Allen, R (1, 1)				1-3				1-3		1	0	0	0	0	0	0						
Inning Stats	R: 0 E: 0 K: 0 S: 3	H: 0 LOB: 0 BB: 0 P: 3	R: 0 E: 0 K: 1 S: 5	H: 0 LOB: 0 BB: 0 P: 5	R: 0 E: 0 K: 0 S: 3	H: 0 LOB: 0 BB: 0 P: 3	R: 0 E: 0 K: 0 S: 3	H: 0 LOB: 0 BB: 0 P: 3	R: 1 E: 1 K: 2 S: 9	H: 2 LOB: 3 BB: 2 P: 17	R: 0 E: 0 K: 1 S: 5	H: 0 LOB: 0 BB: 0 P: 5	R: 1 E: 0 K: 0 S: 5	H: 2 LOB: 1 BB: 0 P: 5	R: 0 E: 0 K: 2 S: 8	H: 1 LOB: 1 BB: 0 P: 8	R: 0 E: 0 K: 0 S: 4	H: 0 LOB: 0 BB: 0 P: 4	1B: 3 2B: 0 3B: 0 HR: 2	SF: 0 SAC: 0 DP: 0 HBP: 0	WP: 0 PB: 0 CS: 0	PA: 31
PITCHER	IP	WLS	BF	H	R	ER	SO	BB	IBB	HBP	BLK	WP	HR	S	P	ERA	WHIP					
Mike Krukow, R ERA: 3.68 (1, 1)	5.0		19	2	1	1	3	2	0	0	0	0	1	23	31	1.80	0.800					
Rawly Eastwick, R ERA: 2.29 (6, 1)	2.0		8	2	1	1	1	0	0	0	0	0	1	10	10	4.50	1.000					
Dick Tidrow, R ERA: 4.99 (8, 1)	1.0		4	1	0	0	2	0	0	0	0	0	0	8	8	0.00	1.000					

Chicago Cubs @ New York Mets
Shea Stadium, Flushing, NY
Thu Oct 01 1981, 7:05 PM EDT
Att: 3,553 - Cloudy - 47 F

AB	29
R	2
H	5
RBI	2
BB	2
SO	6
LOB	7



Batter	1	2	3	4	5	6	7	8	9	AB	R	H	RBI	BB	SO	LOB	TOP					
Warren Cromartie, L OBP: 0.372, SLG: 0.424 (1, 3)	F9		HR				F8		K	4	1	1	1	1	1	1						
Jerry White, S OBP: 0.299, SLG: 0.363 Rowland Office, L OBP: 0.250, SLG: 0.189 (1, 9) (8, 9)	K		F7				F9		F4-3	4	0	0	0	0	1	1						
Andre Dawson, R OBP: 0.369, SLG: 0.560 (1, 8)	F9		F4-3							4	1	1	1	0	0	0						
Gary Carter, R OBP: 0.315, SLG: 0.440 (1, 2)		F8 1B		E7 1B					F7	4	0	2	0	0	1	0						
Larry Parrish, R OBP: 0.295, SLG: 0.383 (1, 5)	F9			6-3						2	1	0	0	2	0	2						
Terry Francona, L OBP: 0.316, SLG: 0.326 (1, 7)		FC6-4 1B		P5						4	0	2	0	0	0	2						
Jerry Manuel, S OBP: 0.263, SLG: 0.449 (1, 4)	F8		F8							4	0	1	1	0	1	3						
Chris Speier, R OBP: 0.306, SLG: 0.285 (1, 6)	FC6-4									4	0	0	0	0	0	4						
Steve Rogers, R OBP: 0.175, SLG: 0.164 (1, 1)				6-3						4	0	1	0	0	0	0						
Inning Stats	R: 0 E: 0 K: 1 S: 5	H: 0 LOB: 0 BB: 0 P: 5	R: 0 E: 0 K: 0 S: 5	H: 2 LOB: 2 BB: 0 P: 5	R: 1 E: 0 K: 0 S: 4	H: 1 LOB: 0 BB: 0 P: 4	R: 0 E: 1 K: 0 S: 4	H: 1 LOB: 1 BB: 1 P: 4	R: 0 E: 0 K: 1 S: 3	H: 0 LOB: 1 BB: 1 P: 9	R: 0 E: 0 K: 1 S: 6	H: 1 LOB: 0 BB: 0 P: 6	R: 2 E: 0 K: 0 S: 6	H: 3 LOB: 2 BB: 1 P: 10	R: 0 E: 0 K: 1 S: 5	H: 0 LOB: 0 BB: 0 P: 5	1B: 5 2B: 1 3B: 0 HR: 2	SF: 0 SAC: 0 DP: 0 HBP: 0	WP: 0 PB: 0 SB: 0 CS: 0	PA: 38		
PITCHER	IP	WLS	BF	H	R	ER	SO	BB	IBB	HBP	BLK	WP	HR	S	P	ERA	WHIP					
Pat Zachry, R ERA: 4.14 Mike Marshall, R ERA: 2.61	(1, 1)	7.2	L	33	7	3	3	3	3	0	0	0	0	2	36	48	3.52	1.304				
(8, 1)	1.1		5	1	0	0	1	0	0	0	0	0	0	7	7	0.00	0.750					

Montreal Expos @ New York Mets
 Shea Stadium, Flushing, NY
 Fri Oct 02 1981, 7:05 PM EDT
 Att: 6,720 - Unknown

AB	35
R	3
H	8
RBI	3
BB	3
SO	4
LOB	13





Batter	1	2	3	4	5	6	7	8	9	AB	R	H	RBI	BB	SO	LOB	BOTTOM					
Mookie Wilson, S OBP: 0.317, SLG: 0.372 (1, 8)	K			K			K		K	4	0	0	0	0	4	0						
Frank Taveras, R OBP: 0.297, SLG: 0.294 (1, 6)				3-1			P4			3	0	1	0	0	0	0						
Hubie Brooks, R OBP: 0.348, SLG: 0.415 (1, 5)				K						3	0	1	0	0	1	1						
Dave Kingman, R OBP: 0.325, SLG: 0.458 (1, 7)							G4-6-3 BB			2	0	0	0	1	2	1						
Rusty Staub, L OBP: 0.391, SLG: 0.445 (1, 3)				6-3			G4-6-3		F9	3	0	0	0	0	0	1						
Ellis Valentine, R OBP: 0.232, SLG: 0.360 (1, 9)							F9		6-3	3	0	0	0	0	0	0						
Alex Trevino, R OBP: 0.325, SLG: 0.275 (1, 2)									F9	3	0	0	0	0	0	0						
Doug Flynn, R OBP: 0.245, SLG: 0.291 Mike Cubbage, L OBP: 0.291, SLG: 0.278 (1, 4) (9, PH)									F8	2	0	0	0	0	0	0						
Pat Zachry, R OBP: 0.214, SLG: 0.158 Mike Marshall, R OBP: 0.272, SLG: 0.355 (1, 1) (8, 1) (9, PH)				3-1						2	0	0	0	0	0	0						
Inning Stats	R: 0 E: 0 K: 1 S: 5	H: 1 LOB: 0 BB: 0 P: 5	R: 0 E: 0 K: 1 S: 5	H: 0 LOB: 0 BB: 0 P: 5	R: 0 E: 0 K: 0 S: 3	H: 0 LOB: 0 BB: 0 P: 3	R: 0 E: 0 K: 2 S: 7	H: 0 LOB: 0 BB: 0 P: 7	R: 0 E: 0 K: 0 S: 2	H: 0 LOB: 0 BB: 1 P: 6	R: 0 E: 0 K: 0 S: 3	H: 0 LOB: 0 BB: 0 P: 3	R: 0 E: 0 K: 2 S: 8	H: 1 LOB: 1 BB: 0 P: 8	R: 0 E: 0 K: 0 S: 3	H: 0 LOB: 0 BB: 0 P: 3	R: 0 E: 0 K: 3 S: 9	H: 0 LOB: 0 BB: 0 P: 9	1B: 2 2B: 0 3B: 0 HR: 0	SF: 0 SAC: 0 DP: 1 HBP: 0	WP: 0 PB: 0 SB: 0 CS: 1	PA: 28
PITCHER	IP	WLS	BF	H	R	ER	SO	BB	IBB	HBP	BLK	WP	HR	S	P	ERA	WHIP					
Steve Rogers, R ERA: 3.42	(1, 1)	9.0	W	28	2	0	9	1	0	0	0	0	0	45	49	0.00	0.333					

Montreal Expos @ New York Mets
 Shea Stadium, Flushing, NY
 Fri Oct 02 1981, 7:05 PM EDT
 Att: 6,720 - Unknown

AB	27
R	0
H	2
RBI	0
BB	1
SO	9
LOB	3



Batter	1	2	3	4	5	6	7	8	9	AB	R	H	RBI	BB	SO	LOB	TOP			
Jerry White, S OBP: 0.293, SLG: 0.353 Ray Burris, R OBP: 0.262, SLG: 0.189 Wallace Johnson, S OBP: 0.300, SLG: 0.444	0-0 1B		0-3 K			0-0 4-3		0-3 K		2	0	1	0	0	1	0	Montreal Expos @ New York Mets Shea Stadium, Flushing, NY Sun Oct 04 1981, 3:33 AM EDT Att: 7,618 - Unknown AB 32 R 1 H 7 RBI 1 BB 0 SO 8 LOB 11 			
Terry Francona, L OBP: 0.317, SLG: 0.326 Dan Briggs, L OBP: 0.091, SLG: 0.091	0-0 1B		0-0 1B			0-0 F5		0-3 K		2	0	2	0	0	0	0				
Gary Carter, R OBP: 0.313, SLG: 0.444 Bobby Ramos, R OBP: 0.250, SLG: 0.293 Elias Sosa, R OBP: 1.000, SLG: 1.000 Tony Johnson, R	0-0 F7		0-0 F7			0-0 6-3		0-0 4-3		1	0	0	0	0	0	2				
John Milner, L OBP: 0.320, SLG: 0.393 Dave Hostetter, R OBP: 0.500, SLG: 1.000	0-3 K					F4-6-3 1B		0-0 1B		1	0	0	0	0	1	2				
Tim Wallach, R OBP: 0.299, SLG: 0.344	0-0 FC6-4					F7		0-0 1B		4	0	1	0	0	0	3				
Rowland Office, L OBP: 0.250, SLG: 0.175 Tom Gorman, L			0-0 F6			F4-6-3		0-0 F4		3	0	0	0	0	0	2				
Jerry Manuel, S OBP: 0.270, SLG: 0.455 Stan Bahnsen, R OBP: 0.111, SLG: 0.111 Tom Wieghaus, R			0-0 6-3			F4-3		0-0 F7		2	0	0	0	0	0	0				
Mike Phillips, L OBP: 0.256, SLG: 0.262			0-3 K			0-3 K		0-0 4-3		3	0	0	0	0	2	0				
Bill Gullickson, R OBP: 0.204, SLG: 0.174 Pat Rooney, R			0-3 K			0-0 6-3		0-3 K2-3		0	0	0	0	0	0	0				
Inning Stats	R: 0 E: 0 K: 1 S: 7	H: 2 LOB: 2 BB: 0 P: 7	R: 0 E: 0 K: 1 S: 5	H: 0 LOB: 0 BB: 0 P: 5	R: 0 E: 0 K: 2 S: 8	H: 1 LOB: 1 BB: 0 P: 8	R: 0 E: 0 K: 0 S: 3	H: 1 LOB: 0 BB: 0 P: 3	R: 0 E: 0 K: 1 S: 5	H: 0 LOB: 0 BB: 0 P: 5	R: 0 E: 0 K: 0 S: 3	H: 2 LOB: 1 BB: 0 P: 4	R: 0 E: 0 K: 2 S: 7	H: 0 LOB: 0 BB: 0 P: 7	R: 1 E: 0 K: 1 S: 6	H: 1 LOB: 0 BB: 0 P: 6		1B: 6 2B: 0 3B: 0 HR: 1	SF: 0 SAC: 0 DP: 1 HBP: 0	WP: 0 PB: 0 SB: 0 CS: 0
PITCHER Pete Falcone, L ERA: 2.55	IP: 9.0 WLS: W BF: 32 H: 7 R: 1 ER: 1 SO: 8 BB: 0 IBB: 0 HBP: 0 BLK: 0 WP: 0 HR: 1 S: 48 P: 48 ERA: 1.00 WHIP: 0.778																			

Batter	1	2	3	4	5	6	7	8	9	AB	R	H	RBI	BB	SO	LOB	BOTTOM			
Mike Howard, S OBP: 0.276, SLG: 0.208	0-3 K		0-0 F2			0-0 1B		4-0 1B		3	1	1	0	1	1	1	Montreal Expos @ New York Mets Shea Stadium, Flushing, NY Sun Oct 04 1981, 3:33 AM EDT Att: 7,618 - Unknown AB 27 R 1 H 7 RBI 2 BB 3 SO 8 LOB 11 			
Doug Flynn, R OBP: 0.247, SLG: 0.292 Ron Gardenhire, R OBP: 0.340, SLG: 0.292	0-0 F9		0-0 F1-6-3			0-3 K		0-0 1B		2	0	1	1	0	1	1				
Hubie Brooks, R OBP: 0.345, SLG: 0.411	0-0 6-3					0-3 K		0-0 6-3		4	0	0	0	0	2	2				
Ellis Valentine, R OBP: 0.238, SLG: 0.359			0-0 E5			4-0 BB		0-0 1B		2	0	2	0	1	0	0				
Rusty Staub, L OBP: 0.398, SLG: 0.466 Mike Jorgensen, L OBP: 0.270, SLG: 0.352			0-0 1B			4-0 BB		0-0 1B		2	0	1	1	1	0	0				
Alex Trevino, R OBP: 0.323, SLG: 0.275			0-0 2B			1-2 CS		0-0 1B		0	0	0	0	0	0	0				
Bob Bailor, R OBP: 0.352, SLG: 0.346			0-0 5-3			0-0 G2		0-3 K		3	0	0	0	0	1	3				
Brian Giles, R			0-3 K			0-0 1B		0-3 K		3	0	1	0	0	2	1				
Pete Falcone, L OBP: 0.182, SLG: 0.318			0-0 1B			0-0 G6-4-3		0-0 4-3		3	0	1	0	0	0	1				
Inning Stats	R: 0 E: 0 K: 1 S: 5	H: 0 LOB: 0 BB: 0 P: 5	R: 1 E: 1 K: 1 S: 7	H: 2 LOB: 1 BB: 0 P: 7	R: 0 E: 0 K: 0 S: 3	H: 1 LOB: 0 BB: 0 P: 3	R: 0 E: 0 K: 1 S: 4	H: 0 LOB: 1 BB: 2 P: 12	R: 0 E: 0 K: 1 S: 5	H: 1 LOB: 0 BB: 0 P: 5	R: 0 E: 0 K: 2 S: 8	H: 2 LOB: 2 BB: 0 P: 8	R: 0 E: 0 K: 2 S: 7	H: 0 LOB: 0 BB: 0 P: 7	R: 1 E: 0 K: 0 S: 4	H: 1 LOB: 1 BB: 1 P: 8		1B: 6 2B: 1 3B: 0 HR: 0	SF: 0 SAC: 0 DP: 1 HBP: 0	WP: 0 PB: 0 SB: 3 CS: 2
PITCHER Bill Gullickson, R ERA: 2.8 Ray Burris, R ERA: 3.05 Stan Bahnsen, R ERA: 4.96 Elias Sosa, R ERA: 3.66 Tom Gorman, L ERA: 4.2	IP: 2.0 WLS: L BF: 8 H: 2 R: 1 ER: 0 SO: 2 BB: 0 IBB: 0 HBP: 0 BLK: 0 WP: 0 HR: 0 S: 12 P: 12 ERA: 0.00 WHIP: 1.000																			