

New York Mets - 1982

TOP

New York Mets @ Philadelphia Phillies

Veterans Stadium, Philadelphia, PA

Thu Apr 08 1982, 3:33 AM EST
Att: 15,345 - Unknown

livebaseballscorecards.com

AB	34
R	7
H	10
RBI	6
BB	6
SO	7
LOB	9



AB	R	H	RBI	BB	SO	LOB
4	1	2	0	1	0	2
4	2	3	3	1	0	0
3	1	1	1	2	0	1
4	0	1	1	0	2	0
1	0	0	0	0	0	1
4	0	1	0	0	1	2
4	0	0	0	0	0	1
3	1	0	0	1	1	1
3	1	1	0	1	1	0
2	0	0	0	0	1	0
1	0	1	1	0	0	0
0	1	0	0	0	0	0
1	0	0	0	0	1	1
0	0	0	0	0	0	0

Batter	1	2	3	4	5	6	7	8	9
Mookie Wilson, S OBP: 0.600, SLG: 0.500 (1, 8)	4-0 CS BB		0-0 CS S 1B		0-0 2B 1B		0-0 G3 1-2 2-3		0-0 6-3
Bob Bailor, R OBP: 0.800, SLG: 1.250 (1, 4)	0-0 1-2 E 2B		4-0 1-3 FC6-4 BB		0-0 1-H 2B		0-0 2-H 3-H BB 1B		0-0 6-3
George Foster, R OBP: 0.600, SLG: 0.667 (1, 7)	0-0 2-H E4 2B		0-0 1-2f FC6-4				0-0 1-2 BB 1B		4-0 BB BB
Dave Kingman, R OBP: 0.250, SLG: 0.250 (1, 3)	0-3 K		0-3 K		0-3 K		0-0 1-2 2-H FC6-4 1B		0-0 F6
Mike Jorgensen, L (7, 3)									
Joel Youngblood, R OBP: 0.250, SLG: 0.250 (1, 9)	0-3 K		0-0 1-3 1B		0-0 F4		0-0 1-2f FC6-4		0-0 FC6-4
John Stearns, R (1, 2)		0-0 6-3	0-0 1-3		0-0 1-2		0-0 5-3	0-0 F2	
Hubie Brooks, R (1, 5)		0-0 F8	0-3 K		0-0 K		4-0 BB BB 1B BB	0-0 1-3	
Ron Gardenhire, R OBP: 0.500, SLG: 0.333 (1, 6)		0-3 K			0-0 5-3		0-0 G3 1-2 BB 1B 1B	4-0 BB	
Randy Jones, R (1, 1)			0-3 K		0-0 F3		0-0 1-2 2-H BB G3 1B 1B	0-3 K	
Rusty Staub, L OBP: 1.000, SLG: 1.000 (7, PH)									
Wally Backman, S (7, PR)									
Ed Lynch, R (7, 1)									
Neil Allen, R (9, 1)									

Inning Stats	R: 2	H: 2	E: 1	K: 2	S: 8	P: 12	R: 0	H: 0	E: 0	K: 1	S: 5	P: 5	R: 0	H: 1	E: 0	K: 2	S: 8	P: 8	R: 1	H: 2	E: 0	K: 0	S: 4	P: 4	R: 0	H: 0	E: 0	K: 0	S: 3	P: 3	R: 4	H: 4	E: 0	K: 0	S: 7	P: 15	R: 0	H: 0	E: 0	K: 1	S: 5	P: 9	R: 0	H: 0	E: 0	K: 0	S: 3	P: 7	1B: 7	2B: 3	3B: 0	HR: 0	SF: 0	SAC: 0	DP: 0	HBP: 0	WP: 0	PB: 0	SB: 1	CS: 2	PA: 40
--------------	------	------	------	------	------	-------	------	------	------	------	------	------	------	------	------	------	------	------	------	------	------	------	------	------	------	------	------	------	------	------	------	------	------	------	------	-------	------	------	------	------	------	------	------	------	------	------	------	------	-------	-------	-------	-------	-------	--------	-------	--------	-------	-------	-------	-------	--------

PITCHER	IP	WLS	BF	H	R	ER	SO	BB	IBB	HBP	BLK	WP	HR	S	P	ERA	WHIP
Steve Carlton, L ERA: 8.1 (1, 1)	6.2	L	29	9	7	6	6	3	0	0	0	0	0	38	50	8.10	1.800
Warren Brusstar, R ERA: (7, 1)	0.1		3	1	0	0	0	1	0	0	0	0	0	2	6	0.00	6.000
Ron Reed, R ERA: (8, 1)	1.0		4	0	0	0	1	1	0	0	0	0	0	5	9	0.00	1.000
Ed Farmer, R ERA: (9, 1)	1.0		4	0	0	0	0	1	0	0	0	0	0	3	7	0.00	1.000

Batter	1	2	3	4	5	6	7	8	9	AB	R	H	RBI	BB	SO	LOB
Ivan De Jesus, R (1, 6) BBB	4-0 G6-4-3 1B BB		0-0 1-3		0-0 1-3		0-0 F9			3	0	0	0	1	0	2
Pete Rose, S (1, 3) OBP: 0.250, SLG: 0.250	0-0 1-2 1B			0-0 5-3		0-0 1-3		0-0 F7		4	0	1	0	0	0	0
Gary Matthews, R (1, 7) OBP: 0.250, SLG: 0.250	0-0 G6-4-3 1-2f 2-3			0-0 F7		0-3 K		0-0 G6-4-3 1B		4	0	1	0	0	1	2
Mike Schmidt, R (1, 5)	0-0 L5			4-0 S 1B BB		4-0 1B BB		0-0 G6-4-3 1-2f		2	1	0	0	2	0	2
Dick Davis, R (1, 9) OBP: 0.250, SLG: 0.250		0-0 6-3		0-0 S 1B		0-0 E6 1B		0-3 K		4	0	1	0	0	1	1
Garry Maddox, R (1, 8) OBP: 0.500, SLG: 1.250		0-0 F9		0-0 F8 1-2 2-3		0-0 1B		0-0 HR		4	1	2	2	0	0	2
Bo Diaz, R (1, 2) OBP: 0.250, SLG: 0.500		0-3 K			0-0 2B		0-0 F3		0-3 K	4	0	1	0	0	2	0
Manny Trillo, R (1, 4)			0-0 F9		0-0 6-3		0-0 4-3		0-0 6-3	4	0	0	0	0	0	1
Steve Carlton, L (1, 1)			0-0 4-3		0-0 F6		0-0 1B			2	0	0	0	0	0	1
Warren Brusstar, R (7, 1)										0	0	0	0	0	0	0
Greg Gross, L (7, PH) OBP: 1.000, SLG: 1.000										1	0	1	0	0	0	0
Ron Reed, R (8, 1)										0	0	0	0	0	0	0
Ed Farmer, R (9, 1)										0	0	0	0	0	0	0

Inning Stats	R: 0	H: 1	E: 0	LOB: 1	K: 0	S: 3	R: 0	H: 0	E: 0	LOB: 0	K: 1	S: 5	R: 0	H: 0	E: 0	LOB: 0	K: 0	S: 3	R: 0	H: 1	E: 0	LOB: 2	K: 0	S: 4	R: 0	H: 1	E: 0	LOB: 1	K: 0	S: 4	R: 1	H: 1	E: 1	LOB: 2	K: 1	S: 6	R: 0	H: 1	E: 0	LOB: 1	K: 0	S: 4	R: 0	H: 1	E: 0	LOB: 0	K: 0	S: 3	R: 1	H: 1	E: 0	LOB: 0	K: 2	S: 8	1B: 5	SF: 0	2B: 1	SAC: 0	3B: 0	DP: 2	HR: 1	HBP: 0	WP: 0	PA: 35
--------------	------	------	------	--------	------	------	------	------	------	--------	------	------	------	------	------	--------	------	------	------	------	------	--------	------	------	------	------	------	--------	------	------	------	------	------	--------	------	------	------	------	------	--------	------	------	------	------	------	--------	------	------	------	------	------	--------	------	------	-------	-------	-------	--------	-------	-------	-------	--------	-------	--------

PITCHER	IP	WLS	BF	H	R	ER	SO	BB	IBB	HBP	BLK	WP	HR	S	P	ERA	WHIP
Randy Jones, L (1, 1) ERA:	6.0		24	4	1	0	2	3	0	0	0	0	0	25	37	0.00	1.167
Ed Lynch, R (7, 1) ERA:	2.0		7	2	0	0	0	0	0	0	0	0	0	7	7	0.00	1.000
Neil Allen, R (9, 1) ERA: 9.0	1.0		4	1	1	1	2	0	0	0	0	0	1	8	8	9.00	1.000


BOTTOM

New York Mets @ Philadelphia Phillies
Veterans Stadium, Philadelphia, PA

Thu Apr 08 1982, 3:33 AM EST
 Att. 15,345 - Unknown

livebaseballscorecards.com

AB	32
R	2
H	7
RBI	2
BB	3
SO	4
LOB	11



New York Mets @ Chicago Cubs
 Wrigley Field, Chicago, IL
 Fri Apr 09 1982, 3:33 AM CST
 Att. 26,712 - Overcast - 34 F

livebaseballscorecards.com

AB	33
R	0
H	6
RBI	0
BB	3
SO	6
LOB	15



WP:	1	PA:	37
PB:	0		
SB:	2		
CS:	0		

Batter	1	2	3	4	5	6	7	8	9	AB	R	H	RBI	BB	SO	LOB
Mookie Wilson, S (1, 8) OBP: 0.400, SLG: 0.333	0-0 P6		0-0 F7		0-0 G3		0-0 5-3		0-0 5-3	5	0	1	0	0	0	0
Wally Backman, S (1, 4) OBP: 0.500, SLG: 0.750	0-0 P6		0-0 F8		0-0 1B		0-0 2B			4	0	2	0	0	0	1
George Foster, R (1, 7) OBP: 0.333, SLG: 0.286	0-3 K		0-0 5-3		0-0 F9		0-3 K			4	0	0	0	0	2	3
Dave Kingman, R (1, 3) OBP: 0.125, SLG: 0.125		0-0 P2	0-3 K			0-0 5-3		0-0 F9		4	0	0	0	0	1	1
Ellis Valentine, R (1, 9) OBP: 0.500, SLG: 0.500		0-0 P6		0-0 1-3 1B		0-0 5-3		0-0 1-6-3 1B		4	0	2	0	0	0	0
John Stearns, R (1, 2) OBP: 0.250, SLG: 0.143		4-0 WP S BB		0-0 1-3 1B		0-0 E1 1B		0-0 1-6-3 1B		3	0	1	0	1	0	2
Hubie Brooks, R (1, 5)		1-0 WP HBP		0-0 P6		4-0 BB		0-3 K		2	0	0	0	1	1	2
Ron Gardenhire, R (1, 6) OBP: 0.500, SLG: 0.250		4-0 BB		0-0 P3		0-0 F8			0-3 K	1	0	0	0	1	0	1
Rusty Staub, L (6, PH) OBP: 0.500, SLG: 0.500		1-2 2-3 BB								1	0	0	0	0	0	2
Tom Verzyer, R (6, 6)										0	0	0	0	0	0	0
Mike Jorgensen, L (9, PH)										1	0	0	0	0	1	0
Mike Scott, R (1, 1)		0-3 K				0-0 5-3				2	0	0	0	0	1	3
Rick Sweet, S (7, PH)										1	0	0	0	0	0	0
Charlie Puleo, R (7, 1)										0	0	0	0	0	0	0
Jesse Orosco, R (8, 1)										0	0	0	0	0	0	0
Gary Rajsich, L (9, PH)										1	0	0	0	0	0	0

Batter	1	2	3	4	5	6	7	8	9
Mookie Wilson, S (1, 8) OBP: 0.400, SLG: 0.333	0-0 P6		0-0 F7		0-0 G3		0-0 5-3		0-0 5-3
Wally Backman, S (1, 4) OBP: 0.500, SLG: 0.750	0-0 P6		0-0 F8		0-0 1B		0-0 2B		
George Foster, R (1, 7) OBP: 0.333, SLG: 0.286	0-3 K		0-0 5-3		0-0 F9		0-3 K		
Dave Kingman, R (1, 3) OBP: 0.125, SLG: 0.125		0-0 P2	0-3 K			0-0 5-3		0-0 F9	
Ellis Valentine, R (1, 9) OBP: 0.500, SLG: 0.500		0-0 P6		0-0 1-3 1B		0-0 5-3		0-0 1-6-3 1B	
John Stearns, R (1, 2) OBP: 0.250, SLG: 0.143		4-0 WP S BB		0-0 1-3 1B		0-0 E1 1B		0-0 1-6-3 1B	
Hubie Brooks, R (1, 5)		1-0 WP HBP		0-0 P6		4-0 BB		0-3 K	
Ron Gardenhire, R (1, 6) OBP: 0.500, SLG: 0.250		4-0 BB		0-0 P3		0-0 F8			0-3 K
Rusty Staub, L (6, PH) OBP: 0.500, SLG: 0.500		1-2 2-3 BB							
Tom Verzyer, R (6, 6)									
Mike Jorgensen, L (9, PH)									
Mike Scott, R (1, 1)		0-3 K				0-0 5-3			
Rick Sweet, S (7, PH)									
Charlie Puleo, R (7, 1)									
Jesse Orosco, R (8, 1)									
Gary Rajsich, L (9, PH)									

Inning Stats	R: 0	H: 0	E: 0	K: 1	S: 5	P: 5	R: 0	H: 0	E: 0	K: 1	S: 5	P: 14	R: 0	H: 1	E: 0	K: 1	S: 6	P: 6	R: 0	H: 1	E: 0	K: 0	S: 4	P: 4	R: 0	H: 1	E: 0	K: 0	S: 4	P: 4	R: 0	H: 1	E: 1	K: 1	S: 6	P: 6	R: 0	H: 1	E: 0	K: 1	S: 6	P: 6	R: 0	H: 0	E: 0	K: 1	S: 5	P: 5	R: 0	H: 0	E: 0	K: 1	S: 5	P: 5	1B: 5	SF: 0	2B: 1	SAC: 0	3B: 0	DP: 0	HR: 0	HBP: 1	WP: 1	PA: 37
--------------	------	------	------	------	------	------	------	------	------	------	------	-------	------	------	------	------	------	------	------	------	------	------	------	------	------	------	------	------	------	------	------	------	------	------	------	------	------	------	------	------	------	------	------	------	------	------	------	------	------	------	------	------	------	------	-------	-------	-------	--------	-------	-------	-------	--------	-------	--------

PITCHER	IP	WLS	BF	H	R	ER	SO	BB	IBB	HBP	BLK	WP	HR	S	P	ERA	WHIP
Fergie Jenkins, R (1, 1) ERA:	6.2	W	29	5	0	0	3	3	0	1	0	1	0	31	44	0.00	1.200
Lee Smith, R (7, 1) ERA:	2.1	S	8	1	0	0	3	0	0	0	0	0	0	14	14	0.00	0.429

Batter	1	2	3	4	5	6	7	8	9	AB	R	H	RBI	BB	SO	LOB
Bump Wills, S OBP: 0.462, SLG: 0.833 (1, 4)	0-3 K		0-3 K		0-3 K			0-0 P4		4	0	0	0	0	3	3
Larry Bowa, S OBP: 0.385, SLG: 0.273 (1, 6)	0-0 3-1			0-0 HR 1B		0-0 E6 1B 1B		0-0 FC6-4 S BB 1B		4	3	2	0	0	0	1
Bill Buckner, L OBP: 0.462, SLG: 0.667 (1, 3)	0-0 P5			0-0 1-H HR		0-0 1-3		4-0 BB 1B BB		3	2	1	2	1	0	1
Leon Durham, L OBP: 0.385, SLG: 0.364 (1, 9)		0-0 F8		0-0 6-3		0-0 CS 1B		4-0 BB 1B BB		3	0	1	1	1	0	0
Keith Moreland, R OBP: 0.417, SLG: 0.667 (1, 2)		0-0 G1-6-3 1B		0-0 6-3		0-3 K		0-0 1B		4	0	2	2	0	1	1
Steve Henderson, R OBP: 0.364, SLG: 0.300 (1, 7)		0-0 G1-6-3 1-2f		0-3 K		0-0 CS 1-2	0-0 P4	0-0 F8		4	0	0	0	0	1	3
23 Ryne Sandberg, R (1, 5)			0-0 4-3		0-0 1-3		0-0 1-3			3	0	0	0	0	0	0
Tye Waller, R OBP: 0.300, SLG: 0.222 (1, 8)			4-0 SH3-4 BB		0-0 SH3-4 1B		0-0 P4			2	0	1	0	1	0	0
Fergie Jenkins, R (1, 1)			0-0 SH3-4		0-0 SH3-4			4-0 FC6-4 BB		0	0	0	0	0	0	0
Lee Smith, R (7, 1)			1-2 SH3-4		1-2 SH3-4					0	0	0	0	1	0	0

Inning Stats	R: 0	H: 0	E: 0	K: 1	S: 5	R: 0	H: 1	E: 0	K: 0	S: 3	R: 0	H: 0	E: 0	K: 1	S: 5	R: 2	H: 2	E: 0	K: 1	S: 7	R: 0	H: 1	E: 0	K: 1	S: 6	R: 1	H: 2	E: 1	K: 1	S: 6	R: 0	H: 0	E: 0	K: 0	S: 3	R: 2	H: 1	E: 0	K: 0	S: 4
	LOB: 0	BB: 0	P: 5	LOB: 0	BB: 0	P: 3	LOB: 1	BB: 1	P: 9	LOB: 0	BB: 0	P: 7	LOB: 1	BB: 0	P: 6	LOB: 0	BB: 0	P: 6	LOB: 0	BB: 0	P: 3	LOB: 2	BB: 2	P: 16	LOB: 0	BB: 0	P: 6	LOB: 0	BB: 0	P: 3	LOB: 0	BB: 0	P: 3	LOB: 1	BB: 3	P: 16	LOB: 2	BB: 3	P: 16	

PITCHER	IP	WLS	BF	H	R	ER	SO	BB	IBB	HBP	BLK	WP	HR	S	P	ERA	WHIP
Mike Scott, R (1, 1)	6.0	L	23	6	3	2	5	1	0	0	0	0	1	32	36	3.00	1.167
Charlie Puleo, R (7, 1)	1.2		7	0	2	2	0	2	0	0	0	0	0	5	13	10.80	1.200
Jesse Orosco, L (8, 1)	0.1		3	1	0	0	0	1	0	0	0	0	0	2	6	0.00	6.000

BOTTOM

New York Mets @ Chicago Cubs
Wrigley Field, Chicago, IL
 Fri Apr 09 1982, 3:33 AM CST
 Att. 26,712 - Overcast - 34 F

AB	27
R	5
H	7
RBI	5
BB	4
SO	5
LOB	9

livebaseballscorecards.com



WP	PA	ERA	WHIP
0	34		

BOTTOM

New York Mets @ Chicago Cubs

Wrigley Field, Chicago, IL

Sat Apr 10 1982, 3:33 AM CST

Att. 8,019 - Sunny - 39 F

livebaseballscorecards.com

AB	32
R	5
H	4
RBI	4
BB	3
SO	0
LOB	6



WP:	0	PA:	35
PB:	0	SB:	0
CS:	0		

1B:	3	SF:	0
2B:	0	SAC:	0
3B:	0	DP:	0
HR:	1	HBP:	0

AB R H RBI BB SO LOB

4	1	0	0	0	0	1
3	0	0	0	0	0	0
1	0	1	1	0	0	0
3	0	1	1	1	0	0
4	0	0	0	0	0	3
2	0	0	0	1	0	0
0	0	0	0	0	0	0
1	1	1	1	0	0	0
4	0	0	0	0	0	1
4	1	0	0	0	0	1
3	1	0	0	1	0	0
1	0	0	0	0	0	0
1	0	0	0	0	0	0
0	0	0	0	0	0	0
0	0	0	0	0	0	0
1	1	1	1	0	0	0
0	0	0	0	0	0	0

Batter	1	2	3	4	5	6	7	8	9
Bump Wills, S OBP: 0.353, SLG: 0.625 (1, 4)	0-0 4-3 ①		0-0 P6 ③			0-0 6-3 ③		0-0 E4 1B 1-3 3-H	
Larry Bowa, S OBP: 0.313, SLG: 0.214 Junior Kennedy, R OBP: 1.000, SLG: 1.000 (1, 6) (8, 6)	0-0 F9			0-0 4-3 ①			0-0 F8 ①	0-0 1B 2-3 3-H	
Bill Buckner, L OBP: 0.471, SLG: 0.600 (1, 3)	4-0 BB			0-0 6-3 ②			0-0 G3 ②	0-0 1B 1-3 3-H	
Leon Durham, L OBP: 0.294, SLG: 0.267 (1, 9)	0-0 6-3 ③			0-0 3-1 ③			0-0 P3 ③	0-0 F7 ③	
Keith Moreland, R OBP: 0.400, SLG: 0.571 Allen Ripley, R (9, 1) Jerry Morales, R OBP: 0.500, SLG: 2.000 (9, PH)		0-0 F8 ①			0-0 6-3 ①			4-0 23 FC6-4 BB HR	0-0 HR
Steve Henderson, R OBP: 0.267, SLG: 0.214 (1, 7)		0-0 4-3 ②			0-0 P2 ②			0-0 F8 ①	0-0 6-3 ①
23 Ryne Sandberg, R (1, 5)		0-0 1-3 ③			0-0 6-3 ③			0-0 FC6-4 BB 1-2f 1B	0-0 6-3 ②
Tye Waller, R OBP: 0.286, SLG: 0.167 (1, 8)			0-0 P5 ①				0-0 F9 ①	4-0 1B 1-2 E BB	0-0 P5 ③
Doug Bird, R Dan Briggs, L Dick Tidrow, R Herman Segelke, R Bob Molinaro, L OBP: 0.600, SLG: 0.500 Jody Davis, R (1, 1) (6, PH) (7, 1) (7, 1) (8, PH) (9, 2)			0-0 1-3 ②				0-0 P3 ②	0-0 E 1-3 2-H 1B 1B	

Inning Stats	R: 0	H: 0	E: 0	LOB: 1	K: 0	BB: 1	S: 3	P: 7	R: 0	H: 0	E: 0	LOB: 0	K: 0	BB: 0	S: 3	P: 3	R: 0	H: 0	E: 0	LOB: 0	K: 0	BB: 0	S: 3	P: 3	R: 0	H: 0	E: 0	LOB: 0	K: 0	BB: 0	S: 3	P: 3	R: 0	H: 0	E: 0	LOB: 0	K: 0	BB: 0	S: 3	P: 3	R: 4	H: 3	E: 1	LOB: 2	K: 0	BB: 2	S: 7	P: 15	R: 1	H: 1	E: 0	LOB: 0	K: 0	BB: 0	S: 4	P: 4	1B: 3	SF: 0	2B: 0	SAC: 0	3B: 0	DP: 0	HR: 1	HBP: 0	WP: 0	PA: 35
--------------	------	------	------	--------	------	-------	------	------	------	------	------	--------	------	-------	------	------	------	------	------	--------	------	-------	------	------	------	------	------	--------	------	-------	------	------	------	------	------	--------	------	-------	------	------	------	------	------	--------	------	-------	------	-------	------	------	------	--------	------	-------	------	------	-------	-------	-------	--------	-------	-------	-------	--------	-------	--------

PITCHER	IP	WLS	BF	H	R	ER	SO	BB	IBB	HBP	BLK	WP	HR	S	P	ERA	WHIP
Pat Zachry, R ERA: 2.25 (1, 1)	8.0	W	32	4	5	2	0	3	0	0	0	0	0	29	41	2.25	0.875
Neil Allen, R ERA: 4.5 (9, 1)	1.0		3	0	0	0	0	0	0	0	0	0	0	3	3	0.00	0.000

Batter	1	2	3	4	5	6	7	8	9	AB R H RBI BB SO LOB	TOP											
Mookie Wilson, S (1, 8) OBP: 0.400, SLG: 0.333	0-3 K		0-0 5-3		0-3 K	0-0 S 1B		0-0 6-3		5 0 1 1 0 2 1												
Hubie Brooks, R (1, 5) OBP: 0.294, SLG: 0.077	0-0 6-3		0-0 6-3		0-3 K	0-3 K		0-0 F8		5 0 0 0 0 2 3												
George Foster, R (1, 7) OBP: 0.421, SLG: 0.462	0-0 P3			4-0 5-3 BB		0-0 HR		0-3 K		3 1 1 1 2 1 0												
Ellis Valentine, R (9, 7) OBP: 0.333, SLG: 0.333										0 0 0 0 0 0 0												
Dave Kingman, R (1, 3) OBP: 0.222, SLG: 0.353		0-3 K		0-0 5-3		0-0 F8		0-0 F8		5 0 0 0 0 2 2												
Joel Youngblood, R (1, 9) OBP: 0.250, SLG: 0.375		0-0 E6 FC4-6 1B		0-3 K		0-0 1B 2B		0-0 P3		4 1 1 0 0 1 2												
Ron Hodges, L (1, 2) OBP: 0.750, SLG: 0.667		0-0 FC4-6 1B		4-0 BB		0-0 1B 2B		0-0 F7		3 1 2 0 1 0 1												
Wally Backman, S (1, 4) OBP: 0.417, SLG: 0.583		0-0 FC4-6		0-3 K		0-0 2B 1B		0-0 WP SF9 1B		3 1 1 1 0 1 4												
Tom Verzyer, R (7, 4) OBP: 1.000, SLG: 1.000		1-2 2-3				1-2 3-H 1B				1 1 1 0 0 0 0	AB 36											
Ron Gardenhire, R (1, 6) OBP: 0.467, SLG: 0.583		0-0 5-3				0-0 1B 2B		0-0 SF9		3 0 2 2 0 0 2	R 5											
Pete Falcone, L (1, 1)			0-0 F8			0-0 1B 2B		0-0 3-1		2 0 0 0 0 1 1	H 9											
Mike Jorgensen, L (6, PH)										1 0 0 0 0 0 2	RBI 5											
Ed Lynch, R (6, 1)										1 0 0 0 0 0 0	BB 3											
Neil Allen, R (9, 1)										0 0 0 0 0 0 0	SO 10											
											LOB 18											
Inning Stats	R: 0 E: 0 K: 1 S: 5	H: 0 LOB: 0 BB: 0 P: 5	R: 0 E: 1 K: 1 S: 7	H: 1 LOB: 2 BB: 0 P: 7	R: 0 E: 0 K: 0 S: 3	H: 0 LOB: 0 BB: 0 P: 3	R: 0 E: 0 K: 2 S: 7	H: 0 LOB: 2 BB: 2 P: 15	R: 0 E: 0 K: 3 S: 10	H: 1 LOB: 1 BB: 0 P: 10	R: 4 E: 0 K: 1 S: 11	H: 6 LOB: 2 BB: 0 P: 11	R: 0 E: 0 K: 0 S: 3	H: 0 LOB: 1 BB: 1 P: 7	R: 1 E: 0 K: 0 S: 4	H: 1 LOB: 0 BB: 0 P: 4	R: 0 E: 0 K: 2 S: 7	H: 0 LOB: 0 BB: 0 P: 7	1B: 5 2B: 3 3B: 0 HR: 1	SF: 1 SAC: 0 DP: 0 HBP: 0	WP: 1 PB: 0 SB: 2 CS: 0	PA: 40
PITCHER	IP WLS BF H R ER SO BB IBB HBP BLK WP HR S P ERA WHIP																					
Dan Larson, R (1, 1) ERA: 6.75	5.1 L 25 6 4 4 7 2 0 0 0 0 0 1 37 45 6.75 1.500																					
Lee Smith, R (6, 1) ERA:	0.2 4 2 0 0 1 0 0 0 0 0 0 0 6 6 0.00 3.000																					
Allen Ripley, R (7, 1) ERA: 3.0	2.0 8 1 1 1 0 1 0 0 0 1 0 7 11 4.50 1.000																					
Bill Campbell, R (9, 1) ERA: 10.8	1.0 3 0 0 0 2 0 0 0 0 0 0 0 7 7 0.00 0.000																					

New York Mets @ Chicago Cubs
Wrigley Field, Chicago, IL
 Sun Apr 11 1982, 3:33 AM CST
 Att. 5,430 - Sunny - 40 F

livebaseballscorecards.com



Batter	1	2	3	4	5	6	7	8	9	AB R H RBI BB SO LOB
Bump Wills, S (1, 4) OBP: 0.409, SLG: 0.650	0-0 HR 1B		0-0 F9		0-0 5-3		4-0 BB		0-0 4-3 1B 2B	4 2 2 0 1 0 0
Larry Bowa, S (1, 6) OBP: 0.286, SLG: 0.167	0-3 K		4-0 FC4-6 BB		0-3 K		0-0 F8		0-0 4-3 2-3	4 0 0 0 1 2 3
Bill Buckner, L (1, 3) OBP: 0.455, SLG: 0.600 Tye Waller, R (9, PR) OBP: 0.286, SLG: 0.167	0-3 K		0-0 FC4-6 1B 1-2f		0-0 2B		0-0 F9		0-0 1B 3-H	5 0 2 1 0 1 3 0 0 0 0 0 0 0
Keith Moreland, R (1, 2) OBP: 0.450, SLG: 0.722	0-0 1-H HR		0-0 1-2 1B		4-0 IBB		0-0 F9		0-0 F7	4 1 2 2 1 0 2
Leon Durham, L (1, 9) OBP: 0.286, SLG: 0.263	0-0 4-3		0-0 F7		0-3 K			0-0 FC4-6 1B		4 0 1 0 0 1 4
Jerry Morales, R (1, 8) OBP: 0.500, SLG: 1.600		0-0 HR		4-0 FC6-4 BB		0-0 6-3		0-0 FC4-6 1-2f		3 1 1 1 1 0 1
Steve Henderson, R (1, 7) OBP: 0.316, SLG: 0.235 Bill Campbell, R (9, 1)		0-0 23 CS 1B		0-0 FC6-4 23 1-3 1-2f		4-0 BB		0-3 K		3 0 1 0 1 1 2 0 0 0 0 0 0 0
23 Ryne Sandberg, R (1, 5)		0-0 P6 1-2		0-0 1-3 2-3		0-0 P3		0-0 4-3		4 0 0 0 0 0 4
Dan Larson, R (1, 1) Lee Smith, R (6, 1) Dan Briggs, L (6, PH) Allen Ripley, R (7, 1) Gary Woods, R (9, 7)		0-3 K		0-0 F8		0-0 4-3		0-0 5-3		2 0 0 0 0 1 1 0 0 0 0 0 0 0 1 0 0 0 0 0 1 0 0 0 0 0 0 0 1 0 0 0 0 0 0

Inning Stats	R: 2 E: 0 K: 2 S: 9	H: 2 LOB: 0 BB: 0 P: 9	R: 1 E: 0 K: 1 S: 6	H: 2 LOB: 0 BB: 0 P: 6	R: 0 E: 0 K: 0 S: 4	H: 1 LOB: 2 BB: 1 P: 8	R: 0 E: 1 K: 0 S: 3	H: 0 LOB: 1 BB: 1 P: 7	R: 0 E: 0 K: 2 S: 8	H: 1 LOB: 2 BB: 1 P: 12	R: 0 E: 0 K: 0 S: 3	H: 0 LOB: 1 BB: 1 P: 7	R: 0 E: 0 K: 0 S: 3	H: 0 LOB: 1 BB: 1 P: 7	R: 0 E: 0 K: 1 S: 6	H: 1 LOB: 1 BB: 0 P: 6	R: 1 E: 0 K: 0 S: 5	H: 2 LOB: 1 BB: 0 P: 5	1B: 5 2B: 2 3B: 0 HR: 2	SF: 0 SAC: 0 DP: 0 HBP: 0	WP: 0 PB: 0 SB: 0 CS: 1	PA: 40
--------------	------------------------------	---------------------------------	------------------------------	---------------------------------	------------------------------	---------------------------------	------------------------------	---------------------------------	------------------------------	----------------------------------	------------------------------	---------------------------------	------------------------------	---------------------------------	------------------------------	---------------------------------	------------------------------	---------------------------------	----------------------------------	------------------------------------	----------------------------------	--------

PITCHER	IP	WLS	BF	H	R	ER	SO	BB	IBB	HBP	BLK	WP	HR	S	P	ERA	WHIP
Pete Falcone, L (1, 1) ERA: 5.4	5.0	W	23	6	3	3	5	2	1	0	0	0	2	30	42	5.40	1.600
Ed Lynch, R (6, 1) ERA: 1.69	3.1		14	2	1	1	1	2	0	0	0	0	0	14	22	2.70	1.200
Neil Allen, R (9, 1) ERA: 3.38	0.2	S	3	1	0	0	0	0	0	0	0	0	0	3	3	0.00	1.500

BOTTOM

New York Mets @ Chicago Cubs
Wrigley Field, Chicago, IL
 Sun Apr 11 1982, 3:33 AM CST
 Att. 5,430 - Sunny - 40 F

AB	35
R	4
H	9
RBI	4
BB	5
SO	6
LOB	21

livebaseballscorecards.com



Batter	1	2	3	4	5	6	7	8	9	AB R H RBI BB SO LOB	TOP											
Mookie Wilson, S (1, 8) OBP: 0.333, SLG: 0.273	0-0 4-3		0-0 1-3		0-3 K		0-0 FC6-4			4 0 0 1 0 1 1												
Bob Bailor, R (1, 4) OBP: 0.556, SLG: 0.750	0-0 P6		0-0 HR 1B		0-0 P3		0-0 4-3			4 1 1 0 0 0 1												
George Foster, R (1, 7) OBP: 0.435, SLG: 0.706	0-0 2B		0-0 HR		0-0 P3		0-0 4-3			4 1 2 2 0 0 1												
Dave Kingman, R (1, 3) OBP: 0.227, SLG: 0.300	0-0 F7		4-0 BB		0-3 K		0-3 K			3 0 0 0 1 2 1												
Gary Rajsich, L (1, 9) OBP: 0.200, SLG: 0.400		0-0 2B	0-0 G3		0-0 F9		0-0 1-3			4 0 1 0 0 0 1												
John Stearns, R (1, 2) OBP: 0.235, SLG: 0.467		0-0 F8		0-0 5-3		0-0 HR		0-0 F9		4 1 1 1 0 0 1												
Hubie Brooks, R (1, 5) OBP: 0.286, SLG: 0.118		0-0 5-3		0-0 L5		0-0 1B		0-0 F9		4 0 1 0 0 0 1												
Ron Gardenhire, R (1, 6) OBP: 0.500, SLG: 0.571		0-0 6-3		4-0 FC6-4 BB		0-0 1B FC6-4 1B		0-3 K		2 1 1 0 1 0 1												
Ellis Valentine, R (9, PH) OBP: 0.300, SLG: 0.300										1 0 0 0 0 1 0												
Craig Swan, R (1, 1)			0-0 6-3		0-0 FC6-4		0-0 FC6-4 1B		0-0 6-3	2 0 0 0 0 0 1												
Mike Jorgensen, L (7, PH) OBP: 0.250, SLG: 0.250										1 0 1 0 0 0 0												
Charlie Puleo, R (7, 1)										0 0 0 0 0 0 0												
Rusty Staub, L (9, PH) OBP: 0.333, SLG: 0.333										1 0 0 0 0 0 0												
Inning Stats	R: 0 E: 0 K: 0 S: 4	H: 1 LOB: 1 BB: 0 P: 4	R: 0 E: 0 K: 0 S: 4	H: 1 LOB: 1 BB: 0 P: 4	R: 2 E: 0 K: 0 S: 5	H: 2 LOB: 1 BB: 1 P: 9	R: 0 E: 0 K: 0 S: 3	H: 0 LOB: 1 BB: 1 P: 7	R: 0 E: 0 K: 1 S: 5	H: 0 LOB: 0 BB: 0 P: 5	R: 1 E: 0 K: 1 S: 6	H: 2 LOB: 1 BB: 0 P: 6	R: 1 E: 0 K: 0 S: 5	H: 2 LOB: 1 BB: 0 P: 5	R: 0 E: 0 K: 1 S: 5	H: 0 LOB: 0 BB: 0 P: 5	R: 0 E: 0 K: 1 S: 5	H: 0 LOB: 0 BB: 0 P: 5	1B: 4 2B: 2 3B: 0 HR: 2	SF: 0 SAC: 0 DP: 0 HBP: 0	WP: 0 PB: 0 SB: 2 CS: 0	PA: 36
PITCHER	IP WLS BF H R ER SO BB IBB HBP BLK WP HR S P ERA WHIP												PITCHER	IP WLS BF H R ER SO BB IBB HBP BLK WP HR S P ERA WHIP								
Dickie Noles, R (1, 1) ERA: 4.38	6.2 W 29 8 4 4 2 2 0 0 0 0 0 2 31 39 5.40 1.500																					
Bill Campbell, R (7, 1) ERA: 4.5	2.1 S 7 0 0 0 2 0 0 0 0 0 0 0 11 11 0.00 0.000																					

New York Mets @ Chicago Cubs
Wrigley Field, Chicago, IL
Mon Apr 12 1982, 3:33 AM CST
Att. 6,866 - Sunny - 51 F

livebaseballscorecards.com

AB	34
R	4
H	8
RBI	4
BB	2
SO	4
LOB	9



Batter	1	2	3	4	5	6	7	8	9	AB	R	H	RBI	BB	SO	LOB	BOTTOM								
Bump Wills, S OBP: 0.462, SLG: 0.696 (1, 4) B BB B	4-0 BB G4-6-3			x 0-0 1B 1B	x 0-0 FC3-6 FC6 1-2f		x 0-0 2B			3	1	2	0	1	0	1	<p>New York Mets @ Chicago Cubs</p> <p>Wrigley Field, Chicago, IL</p> <p>Mon Apr 12 1982, 3:33 AM CST</p> <p>Att. 6,866 - Sunny - 51 F</p>								
Larry Bowa, S OBP: 0.280, SLG: 0.182 (1, 6) X	0-0 G4-6-3 1-2f			x 0-0 1B 1B 1-2	x 0-0 F8		x 0-0 F7			4	1	1	0	0	0	3									
Bill Buckner, L OBP: 0.423, SLG: 0.542 (1, 3) X	0-0 1-3			x 0-0 1B E 1B 1-3 2-H	x 0-0 FC6 1-2f			x 0-0 1-3		4	1	1	1	0	0	1									
Keith Moreland, R OBP: 0.458, SLG: 0.818 (1, 2)		x 0-0 4-3		x 0-0 FC6-4 1B 1-2 3-H		x 0-0 HR		x 0-0 F9		4	1	2	2	0	0	0									
Leon Durham, L OBP: 0.240, SLG: 0.217 (1, 9)		x 0-0 F8		x 0-3 K S.S.S.		x 0-0 F8		x 0-0 F8		4	0	0	0	0	1	2									
Jerry Morales, R OBP: 0.333, SLG: 1.000 (1, 8)		x 0-0 F7		x 0-0 FC6-4 1B 1-2f 2-H		x 0-0 P5				3	1	0	0	0	0	1									
Dan Briggs, L OBP: 0.167, SLG: 0.167 Bill Campbell, R (7, 1)			x 0-0 5-3	x 0-0 1B 2-H		x 0-0 G3				3	0	1	1	0	0	0									
23 Ryne Sandberg, R (1, 5)			x 0-0 F8	x 0-0 6-3			x 1-0 6-3 HBP			2	0	0	0	0	0	1									
Dickie Noles, R OBP: 0.250, SLG: 0.250 Steve Henderson, R OBP: 0.300, SLG: 0.222 (7, 7)			S.S.S. 0-3 K		x 0-0 FC3-6 1B		x 0-0 6-3 1-2			2	0	1	0	0	1	0									
			S.S.S. 0-3 K							1	0	0	0	0	0	1									
Inning Stats	R: 0 E: 0 K: 0 S: 2	H: 0 LOB: 0 BB: 1 P: 6	R: 0 E: 0 K: 0 S: 3	H: 0 LOB: 0 BB: 0 P: 3	R: 0 E: 0 K: 1 S: 5	H: 0 LOB: 0 BB: 0 P: 5	R: 4 E: 1 K: 1 S: 10	H: 5 LOB: 1 BB: 0 P: 10	R: 0 E: 0 K: 0 S: 4	H: 1 LOB: 1 BB: 0 P: 4	R: 1 E: 0 K: 0 S: 4	H: 1 LOB: 0 BB: 0 P: 4	R: 0 E: 0 K: 0 S: 3	H: 1 LOB: 1 BB: 0 P: 4	R: 0 E: 0 K: 0 S: 3	H: 0 LOB: 0 BB: 0 P: 3	1B: 6 2B: 1 3B: 0 HR: 1	SF: 0 SAC: 0 DP: 1 HBP: 1	WP: 0 PB: 0 SB: 0 CS: 0	PA: 32					
PITCHER	IP	WLS	BF	H	R	ER	SO	BB	IBB	HBP	BLK	WP	HR	S	P	ERA	WHIP								
Craig Swan, R ERA: 6.0 (1, 1)	6.0	L	25	7	5	4	2	1	0	0	0	0	1	28	32	6.00	1.333								
Charlie Puleo, R ERA: 4.91 (7, 1)	2.0		7	1	0	0	0	0	0	1	0	0	0	6	7	0.00	0.500								

AB	30
R	5
H	8
RBI	4
BB	1
SO	2
LOB	10



Batter	1	2	3	4	5	6	7	8	9	AB R H RBI BB SO LOB	TOP									
Pete Rose, S (1, 3) OBP: 0.200, SLG: 0.200	0-0 F9		0-0 L9		0-0 6-3			0-0 5-3 2B 1B		4 1 1 0 0 0 0										
Ivan De Jesus, R (1, 6) OBP: 0.263, SLG: 0.125	0-3 K		0-0 E6 G5-4-3		4-0 BB			0-0 L8		3 0 0 0 1 1 1										
Gary Matthews, R (1, 7) OBP: 0.150, SLG: 0.200	0-0 L8		0-0 G5-4-3 1-2f		0-0 L7			0-0 5-3 1-2		4 0 0 0 0 0 3										
Mike Schmidt, R (1, 5) OBP: 0.412, SLG: 0.167		0-0 FC2-5 1B		0-0 BB 1B		0-0 5-3		0-0 FC5 2B		1 0 1 0 0 0 0										
Dave Roberts, R (2, 5) OBP: 0.400, SLG: 0.250										1 0 1 0 0 0 0										
Luis Aguayo, R (4, 5)										1 0 0 0 0 0 0										
Len Matuszek, L (8, PH) OBP: 0.500, SLG: 1.000										1 0 1 1 0 0 0										
Dick Davis, R (1, 9) OBP: 0.375, SLG: 0.333		0-0 FC2-5 1B		0-0 L6		0-0 E5 G6-4-3		4-0 BB		3 1 1 0 1 0 1										
Garry Maddox, R (1, 8) OBP: 0.250, SLG: 0.444		0-0 FC2-5 1B		0-0 F8		0-0 G6-4-3 1-2f		0-0 FC5 2-3f		4 0 0 0 0 0 6										
Bo Diaz, R (1, 2) OBP: 0.308, SLG: 0.583		0-0 1B		4-0 BB			0-0 P4		0-0 6-3	2 0 1 1 1 0 0										
Greg Gross, L (9, PH) OBP: 0.250, SLG: 0.250		1-3 2-H		1-2						1 0 0 0 0 0 0										
Manny Trillo, R (1, 4) OBP: 0.294, SLG: 0.375		0-0 1B		0-0 3-1			0-0 5-3		0-0 5-3	4 0 1 0 0 0 2										
Steve Carlton, L (1, 1)		0-0 G3				0-3 K		0-0 6-3		2 0 0 0 0 1 2										
Del Unser, L (7, PH)										1 0 0 0 0 0 0										
Ron Reed, R (7, 1)										0 0 0 0 0 0 0										
George Vukovich, L (9, PH) OBP: 0.200, SLG: 0.200										1 0 0 0 0 1 0										
Inning Stats	R: 0 E: 0 K: 1 S: 5	H: 0 LOB: 0 BB: 0 P: 5	R: 1 E: 0 K: 0 S: 6	H: 4 LOB: 2 BB: 0 P: 6	R: 0 E: 1 K: 0 S: 3	H: 0 LOB: 0 BB: 0 P: 3	R: 0 E: 0 K: 1 S: 5	H: 0 LOB: 1 BB: 1 P: 9	R: 0 E: 1 K: 0 S: 3	H: 0 LOB: 0 BB: 0 P: 3	R: 0 E: 0 K: 0 S: 3	H: 0 LOB: 0 BB: 0 P: 3	R: 1 E: 0 K: 0 S: 5	H: 2 LOB: 2 BB: 1 P: 9	R: 0 E: 0 K: 1 S: 5	H: 0 LOB: 0 BB: 0 P: 5	1B: 6 2B: 1 3B: 0 HR: 0	SF: 0 SAC: 0 DP: 2 HBP: 0	WP: 0 PB: 0 SB: 0 CS: 0	PA: 36
PITCHER	IP WLS BF H R ER SO BB IBB HBP BLK WP HR S P ERA WHIP																			
Randy Jones, L (1, 1) ERA: 0.82	5.0 W 21 5 1 1 2 2 0 0 0 0 0 0 23 31 1.80 1.400																			
Ed Lynch, R (6, 1) ERA: 2.25	2.2 11 2 1 1 0 1 0 0 0 0 0 0 10 14 3.38 1.125																			
Neil Allen, R (8, 1) ERA: 2.25	1.1 S 4 0 0 0 1 0 0 0 0 0 0 0 6 6 0.00 0.000																			

Philadelphia Phillies @ New York Mets
 Shea Stadium, Flushing, NY
 Tue Apr 13 1982, 3:33 AM EST
 Att: 40,845 - Unknown

livebaseballscorecards.com

AB	33
R	2
H	7
RBI	2
BB	3
SO	3
LOB	15



Batter	1	2	3	4	5	6	7	8	9
Mookie Wilson, S OBP: 0.321, SLG: 0.308 (1, 8)	0-3 K ①		0-0 F7 ②		0-0 6-3 ②		0-0 SH1-4 2B ①		
Bob Bailor, R OBP: 0.500, SLG: 0.636 (1, 4)	0-0 6-3 ②		0-0 F8 ③		0-0 BB HR 1B		0-0 SH1-4 2-3 ①		
George Foster, R OBP: 0.444, SLG: 0.650 Joel Youngblood, R OBP: 0.250, SLG: 0.375 (1, 7) (9, 7)	0-0 6-3 ③			0-0 2B 1B	4-0 HR BB		0-3 K ②		
Dave Kingman, R OBP: 0.308, SLG: 0.522 Mike Jorgensen, L OBP: 0.250, SLG: 0.250 (1, 3) (9, 3)		4-0 BB		0-0 1B 2B	0-0 HR		0-3 K ③		
Ellis Valentine, R OBP: 0.286, SLG: 0.286 (1, 9)		0-0 P5 ①		0-0 1-3 ①	0-3 K ③		0-0 SH5-3 1B ①		
John Stearns, R OBP: 0.200, SLG: 0.389 (1, 2)		0-3 K ②		0-0 L5 ②	0-3 K ①		0-0 SH5-3 1-2 ①		
Hubie Brooks, R OBP: 0.320, SLG: 0.150 (1, 5)		0-0 5-3 ③		0-0 2-H 3-H 1B ③	0-3 K ②		4-0 G6-4-3 IBB ②		
Ron Gardenhire, R OBP: 0.500, SLG: 0.556 (1, 6)			0-0 BLK 1B ①	0-0 F9 ③	0-0 1B ③		0-0 G6-4-3 1-2f ② ③		
Randy Jones, R Ed Lynch, R Neil Allen, R (1, 1) (6, 1) (8, 1)			0-3 K 1-2 ①		0-0 P4 ①	0-3 K ③			

AB	R	H	RBI	BB	SO	LOB
4	0	1	0	0	1	1
3	1	1	0	0	0	1
3	2	1	0	1	1	1
0	0	0	0	0	0	0
3	2	2	3	1	1	1
0	0	0	0	0	0	0
4	0	1	0	0	1	3
3	0	0	0	0	2	3
3	0	1	2	1	1	1
4	0	2	0	0	0	3
2	0	0	0	0	1	1
1	0	0	0	0	1	1
0	0	0	0	0	0	0

Philadelphia Phillies @ New York Mets
Shea Stadium, Flushing, NY
 Tue Apr 13 1982, 3:33 AM EST
 Att. 40,845 - Unknown

livebaseballscorecards.com

AB	30
R	5
H	9
RBI	5
BB	3
SO	9
LOB	16



Inning Stats	R	H	E	K	S	P	BB	IBB	HBP	BLK	WP	HR	S	P	ERA	WHIP
	0	0	0	1	5	7	2	0	0	1	0	1	39	47	7.50	1.500
	0	0	0	1	5	7	2	0	0	1	0	0	11	15	0.00	1.000

PITCHER	IP	WLS	BF	H	R	ER	SO	BB	IBB	HBP	BLK	WP	HR	S	P	ERA	WHIP
Steve Carlton, L ERA: 7.82 (1, 1)	6.0	L	27	7	5	5	7	2	0	0	1	0	1	39	47	7.50	1.500
Ron Reed, R ERA: (7, 1)	2.0		8	2	0	0	2	0	1	0	0	0	0	11	15	0.00	1.000

WP	PA
0	35

WP	HR	S	P	ERA	WHIP
0	0	1	0	0.00	1.000

Batter	1	2	3	4	5	6	7	8	9	AB R H RBI BB SO LOB	TOP
Pete Rose, S (1, 3) OBP: 0.167, SLG: 0.167	0-0 4-3		0-0 6-3 1-2			0-0 6-3		0-0 F7		4 0 0 0 0 0 1	
Ivan De Jesus, R (1, 6) OBP: 0.261, SLG: 0.150	0-0 1-3			0-0 6-3		0-0 S 1B		0-0 5-3		4 0 1 0 0 0 0	
Gary Matthews, R (1, 7) OBP: 0.167, SLG: 0.250	0-0 L8			0-0 1B 2B		0-0 F7 1-2		0-0 6-3		4 0 1 0 0 0 1	
Dick Davis, R (1, 9) OBP: 0.400, SLG: 0.421		0-0 1B 2B		0-0 G6-4-3 1B		0-0 6-3		0-0 5-3		4 1 2 0 0 0 1	
Len Matuszek, L (1, 5) OBP: 0.500, SLG: 0.600		0-0 CS 1B 2-H		0-0 G6-4-3 1-2f			4-0 BB BB BB BB G5-4-3 E BB	0-0 6-3		3 0 1 1 1 0 2	
Bob Demier, R (1, 8) Greg Gross, L (7, PH) OBP: 0.200, SLG: 0.200		0-3 K 1-2		0-0 P4		0-0 E6 G5-4-3 1-2				2 0 0 0 0 1 1 1 0 0 0 0 0 1	
Bo Diaz, R (1, 2) OBP: 0.313, SLG: 0.600		0-3 K		0-0 FC6 2B		0-0 G5-4-3 1-2f 2-3				3 0 1 0 0 1 2	
Manny Trillo, R (1, 4) OBP: 0.250, SLG: 0.316			0-3 K		0-0 FC6		0-0 P4			3 0 0 0 0 1 2	
Dick Ruthven, R (1, 1) OBP: 0.500, SLG: 0.500 Ed Farmer, R (7, 1) Del Unser, L (8, PH) Sid Monge, S (8, 1)			0-0 CS 1B		0-0 1-3			0-3 K		2 0 1 0 0 0 1 0 0 0 0 0 0 0 1 0 0 0 0 1 0 0 0 0 0 0 0 0	
Inning Stats	R: 0 E: 0 K: 0 S: 3 H: 0 LOB: 0 BB: 0 P: 3	R: 1 E: 0 K: 2 S: 8 H: 2 LOB: 0 BB: 0 P: 8	R: 0 E: 0 K: 1 S: 5 H: 1 LOB: 0 BB: 0 P: 5	R: 0 E: 0 K: 0 S: 4 H: 2 LOB: 1 BB: 0 P: 4	R: 0 E: 0 K: 0 S: 4 H: 1 LOB: 1 BB: 0 P: 4	R: 0 E: 0 K: 0 S: 4 H: 1 LOB: 1 BB: 0 P: 4	R: 0 E: 1 K: 0 S: 3 H: 0 LOB: 1 BB: 1 P: 7	R: 0 E: 0 K: 1 S: 5 H: 0 LOB: 0 BB: 0 P: 5	R: 0 E: 0 K: 0 S: 3 H: 0 LOB: 0 BB: 0 P: 3	1B: 4 2B: 3 3B: 0 HR: 0 SF: 0 SAC: 0 DP: 2 HBP: 0	WP: 0 PB: 0 SB: 1 CS: 2 PA: 32
PITCHER Mike Scott, R (1, 1) ERA: 1.8	IP 9.0 WLS W BF 32 H 7 R 1 ER 1 SO 4 BB 1 IBB 0 HBP 0 BLK 0 WP 0 HR 0 S 39 P 43 ERA 1.00 WHIP 0.889										

Philadelphia Phillies @ New York Mets
Shea Stadium, Flushing, NY
Wed Apr 14 1982, 3:33 AM EST
Att. 13,420 - Unknown

livebaseballscorecards.com

AB	31
R	1
H	7
RBI	1
BB	1
SO	4
LOB	12



Batter	1	2	3	4	5	6	7	8	9
Mookie Wilson, S (1, 8) OBP: 0.333, SLG: 0.419	0-0 4-3		0-0 F7	0-0 HR		0-0 6-3		0-0 1B 4-3 1B	
Bob Bailor, R (1, 4) OBP: 0.412, SLG: 0.500	0-0 4-3		0-0 F9	0-0 6-3		0-0 4-3		0-0 1-3 4-3 1B	
George Foster, R (1, 7) OBP: 0.406, SLG: 0.560 Joel Youngblood, R (9, 7) OBP: 0.250, SLG: 0.375	0-3 K		0-0 E5 BB			0-0 G3 1B SF8 1B		0-0 1-2 3-H 4-3 1B	
Dave Kingman, R (1, 3) OBP: 0.387, SLG: 0.520 Mike Jorgensen, L (8, PR) OBP: 0.250, SLG: 0.250		1-0 SH2-3 3B HBP	4-0 1-2 BB			0-0 1-2 G3 1B		0-0 4-0 F7 IBB	
Ellis Valentine, R (1, 9) OBP: 0.263, SLG: 0.263		0-3 K	0-0 F7			0-0 1-2 2-3 G3		0-3 BB 1B 1B K	
John Stearns, R (1, 2) OBP: 0.250, SLG: 0.381		0-0 SH2-3 1-2		0-0 E5 1B S		4-0 FC6-4 IBB		0-0 1-2 1B 1B F9	
Hubie Brooks, R (1, 5) OBP: 0.345, SLG: 0.273		0-0 2-H 3B		0-3 K 1-2		0-0 SF8 3-H		4-0 BB 1B BB	
Ron Gardenhire, R (1, 6) OBP: 0.500, SLG: 0.545		0-0 5-3		0-0 HR 1B 2-H		0-0 FC6-4 1-2f		0-0 FC5-4 1B 1-2 2-H 3-H	
Mike Scott, R (1, 1) OBP: 0.167, SLG: 0.333			0-0 E 2B	0-3 K			0-0 4-3	0-0 FC5-4 1-2f	

Inning Stats	R: 0	H: 0	E: 0	K: 1	S: 5	L: 0	LOB: 0	BB: 0	P: 5	R: 1	H: 1	E: 0	K: 1	S: 6	L: 1	LOB: 1	BB: 0	P: 7	R: 0	H: 1	E: 1	K: 0	S: 5	L: 1	LOB: 3	BB: 1	P: 9	R: 3	H: 2	E: 1	K: 2	S: 10	L: 2	LOB: 0	BB: 0	P: 10	R: 1	H: 2	E: 0	K: 0	S: 5	L: 2	LOB: 2	BB: 1	P: 9	R: 0	H: 0	E: 0	K: 0	S: 3	L: 0	LOB: 0	BB: 0	P: 3	R: 2	H: 3	E: 0	K: 0	S: 6	L: 3	LOB: 2	BB: 1	P: 10	R: 1	H: 2	E: 0	K: 1	S: 7	L: 2	LOB: 2	BB: 1	P: 11
1B: 8	SF: 1	2B: 1	SAC: 1	3B: 1	DP: 0	HR: 1	HBP: 1	WP: 0	PA: 42	SB: 1	CS: 0																																																													

PITCHER	IP	WLS	BF	H	R	ER	SO	BB	IBB	HBP	BLK	WP	HR	S	P	ERA	WHIP
Dick Ruthven, R (1, 1) ERA: 6.52	6.2	L	33	8	7	4	4	1	1	1	0	0	1	38	47	5.40	1.350
Ed Farmer, R (7, 1) ERA:	0.1		3	1	0	0	0	1	0	0	0	0	0	2	6	0.00	6.000
Sid Monge, L (8, 1) ERA: 3.0	1.0		6	2	1	1	1	0	1	0	0	0	0	7	11	9.00	2.000

BOTTOM

AB	R	H	RBI	BB	SO	LOB
5	2	2	2	0	0	1
5	0	1	0	0	0	1
5	1	1	1	0	1	2
0	0	0	0	0	0	0
2	1	1	0	2	0	0
0	0	0	0	0	0	0
5	1	1	0	0	2	8
3	2	1	0	1	0	2
2	0	1	2	1	1	1
4	1	2	3	0	0	3
4	0	1	0	0	1	3

AB	35
R	8
H	11
RBI	8
BB	4
SO	5
LOB	21



WP	HR	S	P	ERA	WHIP
0	1	11	3	9.00	2.000

Philadelphia Phillies @ New York Mets
Shea Stadium, Flushing, NY
 Wed Apr 14 1982, 3:33 AM EST
 Att. 13,420 - Unknown

livebaseballscores.com

Batter	1	2	3	4	5	6	7	8	9	10	11	12	13	AB R H RBI BB SO LOB	TOP																
Pete Rose, S OBP: 0.226, SLG: 0.267 (1, 3)	F9		E9 1B	F9			F9 1B 3B		FC6 1-2		4-3		FC6-4 BB HR IBB	6 2 2 0 1 0 4	Philadelphia Phillies @ New York Mets Shea Stadium, Flushing, NY Thu Apr 15 1982, 3:33 AM EST Att. 14,634 - Unknown livebaseballscorecards.com																
Greg Gross, L OBP: 0.333, SLG: 0.273 (1, 8)	G4-6-3 1B		F7		F7		2B 1B		P1		4-3		FC6-4 BB	6 1 2 1 1 0 3																	
Gary Matthews, R OBP: 0.194, SLG: 0.267 (1, 7)	G4-6-3 1-2f		K		P4		2B		F7				FC6-4 HR	6 2 1 2 1 1 6																	
Dick Davis, R OBP: 0.417, SLG: 0.409 Luis Aguayo, R OBP: 0.333, SLG: 1.333 (1, 9) (7, 5)				5-3	F9		BB		L4				SH3-4 HR	3 0 1 0 1 0 0 2 1 1 3 0 0 2																	
Len Matuszek, L OBP: 0.333, SLG: 0.375 Garry Maddox, R OBP: 0.299, SLG: 0.421 Ron Reed, R Sparky Lyle, L Ed Farmer, R Del Unser, L Sid Monge, S Warren Brusstar, R (1, 5) (7, PH) (7, 1) (8, 1) (8, 1) (12, PH) (12, 1) (12, 1)	G4-6-3 1-2f		L7				K						K	3 0 0 0 0 0 1 1 0 0 0 0 0 1 2 0 0 0 0 0 0 0 0 0 0 0 0 0 0 0 0 1 0 0 0 0 0 1 0 0 0 0 0 0 1 0 0 0 0 0 0 0 0 0 0 1 0 0 0 0 0 1 0																	
Bo Diaz, R OBP: 0.318, SLG: 0.500 (1, 2)			E5 BB E						6-3					5 1 1 1 1 1 0																	
Ivan De Jesus, R OBP: 0.345, SLG: 0.240 (1, 6)				E BB BB					F9				G6-4-3 1B	5 0 3 0 1 0 2																	
Manny Trillo, R OBP: 0.269, SLG: 0.292 (1, 4)				E BB					K				FC6-4 1B	5 1 1 0 1 2 3																	
Larry Christenson, R George Vukovich, L OBP: 0.250, SLG: 0.250 (1, 1) (7, PH) (7, 9)				E6					F8				BB SH3-4 FC6-4 1B	2 0 0 0 0 0 2 3 0 1 0 0 0 0																	
Inning Stats	R: 0 E: 0 K: 0 S: 3	H: 1 LOB: 0 BB: 0 P: 3	R: 0 E: 0 K: 0 S: 4	H: 2 LOB: 2 BB: 1 P: 8	R: 0 E: 1 K: 1 S: 6	H: 1 LOB: 1 BB: 0 P: 6	R: 1 E: 2 K: 0 S: 5	H: 0 LOB: 3 BB: 2 P: 13	R: 0 E: 0 K: 0 S: 3	H: 1 LOB: 0 BB: 0 P: 3	R: 2 E: 0 K: 2 S: 10	H: 3 LOB: 2 BB: 1 P: 14	R: 0 E: 0 K: 1 S: 5	H: 0 LOB: 0 BB: 0 P: 5		R: 0 E: 1 K: 0 S: 5	H: 1 LOB: 2 BB: 0 P: 5	R: 0 E: 0 K: 2 S: 8	H: 1 LOB: 1 BB: 0 P: 8	R: 0 E: 0 K: 0 S: 3	H: 0 LOB: 0 BB: 0 P: 3	R: 1 E: 0 K: 0 S: 3	H: 1 LOB: 1 BB: 2 P: 11	R: 4 E: 0 K: 1 S: 7	H: 2 LOB: 0 BB: 2 P: 15	1B: 10 2B: 1 3B: 1 HR: 1	SF: 0 SAC: 2 DP: 3 HBP: 0	WP: 0 PB: 0 SB: 0 CS: 1	PA: 60		
PITCHER	IP WLS BF H R ER SO BB IBB HBP BLK WP HR S P ERA WHIP																														
Pat Zachry, R ERA: 2.45 (1, 1)	6.2																														
Jesse Orosco, L ERA: (7, 1)	1.1																														
Neil Allen, R ERA: 1.5 (9, 1)	2.0																														
Charlie Puleo, R ERA: 9.45 (11, 1)	3.0	L	15	3	5	5	1	2	2	0	0	0	0	1	13	29	15.00	1.667													

livebaseballscorecards.com

AB	49
R	8
H	13
RBI	7
BB	8
SO	7
LOB	25



Batter	1	2	3	4	5	6	7	8	9	AB R H RBI BB SO LOB	TOP																			
Tim Raines, S (1, 7) ^X OBP: 0.222, SLG: 0.280	0-0 6-3 3B		0-0 ^X 6-3 2B		0-0 ^X 6-3		0-0 ^X 6-3		4 1 2 0 0 0 0	Montreal Expos @ New York Mets Shea Stadium, Flushing, NY Fri Apr 16 1982, 6:05 PM EST Att. 20,587 - Unknown																				
Wallace Johnson, S (1, 4) ^X OBP: 0.364, SLG: 0.400 Rodney Scott, S (7, 4) OBP: 0.250, SLG: 0.250	0-0 6-3		0-0 ^X F8		0-0 ^X F8		0-3 ^X K		3 0 0 1 0 0 1 1 0 0 0 0 1 0																					
Andre Dawson, R (1, 8) ^X OBP: 0.320, SLG: 0.364	0-0 ^X F8		0-0 ^X 1B		4-0 ^X 1B	4-0 BB	0-0 ^X 4-3		3 0 1 0 1 0 0																					
Al Oliver, L (1, 3) ^X OBP: 0.400, SLG: 0.619	0-0 ^X 4-3		4-0 ^X 1B	4-0 HR BB	4-0 ^X FC4-6	4-0 1-2	0-0 ^X HR	3 2 1 1 1 0 1																						
Gary Carter, R (1, 2) OBP: 0.280, SLG: 0.364		0-0 ^X F2		0-0 ^X F7	0-0 ^X 6-3		0-3 ^X K	4 0 0 0 0 1 2																						
Warren Cromartie, L (1, 9) OBP: 0.440, SLG: 0.739		0-0 ^X F8		0-0 ^X 1-H HR		0-0 ^X P6	0-3 ^X K	4 1 1 2 0 1 0																						
Tim Wallach, R (1, 5) OBP: 0.217, SLG: 0.190		0-0 ^X 4-3		0-0 ^X 6-3		0-0 ^X 5-3	0-0 ^X 6-3	4 0 0 0 0 0 0																						
Chris Speier, R (1, 6) OBP: 0.174, SLG: 0.211		0-0 ^X F7		0-0 ^X F8		0-0 ^X 2B		3 0 1 0 0 0 0																						
Bill Gullickson, R (1, 1) Jerry White, S (7, PH) OBP: 0.500, SLG: 1.500 Jeff Reardon, R (7, 1) OBP: 1.000, SLG: 2.000		0-0 ^X 5-3		0-0 ^X P4		0-0 ^X F7		2 0 0 0 0 0 0 1 0 0 0 0 0 1 0 0 0 0 0 0 0																						
Inning Stats	R: 1 H: 1 E: 0 LOB: 0 K: 0 BB: 0 S: 4 P: 4	R: 0 H: 0 E: 0 LOB: 0 K: 0 BB: 0 S: 3 P: 3	R: 0 H: 1 E: 0 LOB: 1 K: 0 BB: 0 S: 4 P: 4	R: 2 H: 2 E: 0 LOB: 0 K: 0 BB: 1 S: 4 P: 8	R: 0 H: 0 E: 0 LOB: 0 K: 0 BB: 0 S: 3 P: 3	R: 0 H: 0 E: 0 LOB: 1 K: 0 BB: 1 S: 3 P: 7	R: 0 H: 1 E: 0 LOB: 1 K: 0 BB: 0 S: 4 P: 4	R: 0 H: 0 E: 0 LOB: 0 K: 2 BB: 0 S: 5 P: 5	R: 1 H: 1 E: 0 LOB: 0 K: 2 BB: 0 S: 8 P: 8		1B: 1 SF: 0 2B: 2 SAC: 0 3B: 1 DP: 0 HR: 2 HBP: 0	WP: 0 PA: 34 PB: 0 SB: 0 CS: 1																		
PITCHER	IP WLS BF H R ER SO BB IBB HBP BLK WP HR S P ERA WHIP	PITCHER IP WLS BF H R ER SO BB IBB HBP BLK WP HR S P ERA WHIP																												
Pete Falcone, L (1, 1) ERA: 4.91	6.0																													
Ed Lynch, R (7, 1) ERA: 2.0	1.0																													
Jesse Orosco, L (8, 1) ERA: 2.45	2.0	L																												

AB	32
R	4
H	6
RBI	4
BB	2
SO	3
LOB	5



BOTTOM

Montreal Expos @ New York Mets
 Shea Stadium, Flushing, NY
 Fri Apr 16 1982, 6:05 PM EST
 Att. 20,587 - Unknown

AB R H RBI BB SO LOB

AB **31**
 R **3**
 H **7**
 RBI **3**
 BB **1**
 SO **8**
 LOB **10**



WP: 0 PA: 34
 PB: 0
 SB: 2
 CS: 1

PITCHER IP WLS BF H R ER SO BB IBB HBP BLK WP HR S P ERA WHIP

Batter	1	2	3	4	5	6	7	8	9
Mookie Wilson, S (1, 8) OBP: 0.372, SLG: 0.500	0-0 S 1B		0-0 4-3			0-0 SH5-4 1-2 1B	0-0 4-3		
Wally Backman, S (1, 4) OBP: 0.333, SLG: 0.444 Tom Verzyer, R (9, 4) OBP: 1.000, SLG: 1.000	0-0 S 1B 1-H		0-0 F7			0-0 SH5-4 1-2 2-3		0-0 3-1	
George Foster, R (1, 7) OBP: 0.381, SLG: 0.471	0-0 P3 1-2			0-0 F5		0-0 FC6-4 2-H 3-H 1B		0-0 6-3	
Dave Kingman, R (1, 3) OBP: 0.341, SLG: 0.429	0-3 K			0-3 K		0-0 FC6-4 1-2 1B		0-3 K	
Joel Youngblood, R (1, 9) OBP: 0.222, SLG: 0.278	0-3 K			0-3 K		0-0 FC6-4 1-2f 2-3 FC6-4			0-0 F7
John Stearns, R (1, 2) OBP: 0.294, SLG: 0.452		0-0 CS 1B			0-3 K	0-0 FC6-4 1-2f		0-0 1-3	
Hubie Brooks, R (1, 5) OBP: 0.368, SLG: 0.310		0-0 P4 1-2			0-3 K		0-0 SH2-4 2B	0-0 F9	
Ron Gardenhire, R (1, 6) OBP: 0.438, SLG: 0.464		0-0 L1			0-0 F8		0-0 SH2-4 2-3		
Pete Falcone, L (1, 1) Mike Jorgensen, L (6, PH) Ed Lynch, R (7, 1) Gary Rajsich, L (7, PH) Jesse Orosco, R (8, 1)			0-0 G1			4-0 SH5-4 1B BB	0-3 K		

Inning Stats	R: 1	H: 2	E: 0	K: 2	S: 9	LOB: 1	BB: 0	P: 9	R: 0	H: 1	E: 0	K: 0	S: 3	LOB: 0	BB: 0	P: 3	R: 0	H: 0	E: 0	K: 0	S: 3	LOB: 0	BB: 0	P: 3	R: 0	H: 0	E: 0	K: 2	S: 7	LOB: 0	BB: 0	P: 7	R: 0	H: 0	E: 0	K: 2	S: 7	LOB: 0	BB: 0	P: 7	R: 2	H: 3	E: 0	K: 0	S: 6	LOB: 2	BB: 1	P: 10	R: 0	H: 1	E: 0	K: 1	S: 6	LOB: 1	BB: 0	P: 6	R: 0	H: 0	E: 0	K: 1	S: 5	LOB: 0	BB: 0	P: 5	R: 0	H: 0	E: 0	K: 0	S: 3	LOB: 0	BB: 0	P: 3	1B: 6	SF: 0	2B: 1	3B: 0	HR: 0	SAC: 2	DP: 0	HBP: 0	WP: 0	PA: 34
--------------	------	------	------	------	------	--------	-------	------	------	------	------	------	------	--------	-------	------	------	------	------	------	------	--------	-------	------	------	------	------	------	------	--------	-------	------	------	------	------	------	------	--------	-------	------	------	------	------	------	------	--------	-------	-------	------	------	------	------	------	--------	-------	------	------	------	------	------	------	--------	-------	------	------	------	------	------	------	--------	-------	------	-------	-------	-------	-------	-------	--------	-------	--------	-------	--------

PITCHER	IP	WLS	BF	H	R	ER	SO	BB	IBB	HBP	BLK	WP	HR	S	P	ERA	WHIP
Bill Gullickson, R (1, 1) ERA: 4.15	6.0		24	6	3	3	6	1	0	0	0	0	0	35	39	4.50	1.167
Jeff Reardon, R (7, 1) ERA:	3.0	W	10	1	0	0	2	0	0	0	0	0	0	14	14	0.00	0.333

Batter	1	2	3	4	5	6	7	8	9	AB R H RBI BB SO LOB	TOP																								
Tim Raines, S OBP: 0.281, SLG: 0.310 (1, 7)	4-0 CS BB		0-0 F7		0-0 F9		0-0 E S 1B		0-0 4-3 1B	4 0 2 0 1 0 1	Montreal Expos @ New York Mets Shea Stadium, Flushing, NY Sat Apr 17 1982, 6:05 PM EST Att. 16,529 - Unknown																								
Rodney Scott, S OBP: 0.222, SLG: 0.222 (1, 4)	0-0 4-3 1-2		0-0 F8		0-0 E 1B		0-0 E3 1-3 5-3	0-0 4-3 1-2	5 0 1 0 0 0 4																										
Andre Dawson, R OBP: 0.267, SLG: 0.296 (1, 8)	0-0 F8		0-0 FC5-4 1-2f		0-0 E6 1-3		0-0 5-3 1-2	0-3 K S	5 0 0 0 0 1 5																										
Al Oliver, L OBP: 0.379, SLG: 0.542 (1, 3)		0-0 G3		0-0 F8		0-0 L9		4-0 IBB	3 0 0 0 1 0 2																										
Gary Carter, R OBP: 0.310, SLG: 0.423 (1, 2)		0-0 1B 1B		0-0 F9 1B 2B		0-0 F8		0-0 4-3	4 1 2 0 0 0 3																										
Warren Cromartie, L OBP: 0.414, SLG: 0.667 (1, 9)		0-0 1B 1-2		0-0 F9 2-3		0-0 4-3		0-0 4-3	4 0 1 0 0 0 1																										
Brad Mills, L OBP: 0.500, SLG: 0.500 (1, 5)		0-0 F3		0-0 1B 3-H		0-0 FC6-4 1B		0-0 F7	4 0 2 1 0 0 2																										
Chris Speier, R OBP: 0.154, SLG: 0.182 (1, 6) Wallace Johnson, S OBP: 0.348, SLG: 0.381 (8, PH) Frank Taveras, R (8, 6)	0-0 F5		0-0 4-3		0-0 FC6-4 1-2f		0-0 F7	0-0 F7	3 0 0 0 0 0 4 1 0 0 0 0 0 0 0 0 0 0 0 0 0																										
Ray Burris, R OBP: 0.333, SLG: 0.500 (1, 1) Jerry White, S OBP: 0.400, SLG: 1.200 (9, PH)		0-0 FC5-4 1B		0-0 P6		0-3 K		0-3 K	3 0 1 0 0 1 0 1 0 0 0 0 1 0																										
Inning Stats	R: 0 E: 0 K: 0 S: 2	H: 0 LOB: 0 BB: 1 P: 6	R: 0 E: 0 K: 0 S: 5	H: 2 LOB: 2 BB: 0 P: 5	R: 0 E: 0 K: 0 S: 4	H: 1 LOB: 1 BB: 0 P: 4	R: 1 E: 0 K: 0 S: 5	H: 2 LOB: 1 BB: 0 P: 5	R: 0 E: 1 K: 0 S: 5	H: 1 LOB: 2 BB: 0 P: 5	R: 0 E: 0 K: 1 S: 7	H: 1 LOB: 3 BB: 1 P: 11	R: 0 E: 0 K: 0 S: 3	H: 0 LOB: 0 BB: 0 P: 3	R: 0 E: 0 K: 2 S: 8	H: 1 LOB: 1 BB: 0 P: 8	1B: 8 2B: 1 3B: 0 HR: 0	SF: 0 SAC: 0 DP: 0 HBP: 0	WP: 0 PB: 0 SB: 1 CS: 1	PA: 39															
PITCHER	IP WLS BF H R ER SO BB IBB HBP BLK WP HR S P ERA WHIP																			ERA WHIP															
Craig Swan, R ERA: 4.09 (1, 1)	5.0	22	6	1	1	0	1	0	0	0	0	0	21	25	1.80	1.400																			
Charlie Puleo, R ERA: 7.27 (6, 1)	2.0	W	10	2	0	0	1	0	1	0	0	0	0	11	15	0.00	1.000																		
Ed Lynch, R ERA: 1.64 (8, 1)	2.0	S	7	1	0	0	2	0	0	0	0	0	0	11	11	0.00	0.500																		

livebaseballscorecards.com

AB	37
R	1
H	9
RBI	1
BB	2
SO	3
LOB	22



Batter	1	2	3	4	5	6	7	8	9	AB	R	H	RBI	BB	SO	LOB	BOTTOM																		
Mookie Wilson, S OBP: 0.383, SLG: 0.535 (1, 8)	0-0 E S 1B		0-0 4-3 2B		0-3 K		0-0 SF9			3	1	2	1	0	1	1	Montreal Expos @ New York Mets Shea Stadium, Flushing, NY Sat Apr 17 1982, 6:05 PM EST Att. 16,529 - Unknown																		
Bob Bailor, R OBP: 0.375, SLG: 0.435 (1, 4)	0-0 PB S 1B 1-H		0-0 4-3 2-3		0-0 1-2 1B		0-0 FC4-6 1-2f			4	0	2	1	0	0	2																			
George Foster, R OBP: 0.348, SLG: 0.421 (1, 7)	0-3 K 1-3		0-0 5-3		0-0 F8			0-0 4-3		4	0	0	0	0	1	4																			
Dave Kingman, R OBP: 0.311, SLG: 0.385 (1, 3)	0-3 K			0-0 F2		0-3 K		0-0 E5		4	0	0	0	0	2	1																			
Ellis Valentine, R OBP: 0.261, SLG: 0.261 (1, 9)	0-0 F9			0-0 1-3		0-0 F9		0-0 E8 1-3 1B		4	0	1	0	0	0	1																			
John Stearns, R OBP: 0.342, SLG: 0.471 (1, 2)		0-0 F7		0-0 1B		0-0 CS 1B		4-0 IBB		3	0	2	0	1	0	0																			
Hubie Brooks, R OBP: 0.357, SLG: 0.303 (1, 5)		0-0 L4		0-0 F7		0-0 CS 1-2		0-3 E7 FC1-5 1B		4	0	1	0	0	1	4																			
Tom Veryzer, R OBP: 0.250, SLG: 0.250 Gary Rajsich, L OBP: 0.125, SLG: 0.250 Ron Gardenhire, R OBP: 0.438, SLG: 0.464 (1, 6) (8, PH) (9, 6)		0-3 K			0-0 P4		0-0 FC1-5 1B SF9 2-3	0-0 L3		3	1	0	0	0	1	1																			
Craig Swan, R Mike Jorgensen, L OBP: 0.590, SLG: 0.250 Charlie Puliso, R Rusty Staub, L OBP: 0.400, SLG: 0.400 Wally Backman, S OBP: 0.333, SLG: 0.444 Ed Lynch, R (1, 1) (5, PH) (6, 1) (7, PH) (7, PR) (8, 1)			0-3 K		4-0 1B BB		0-0 FC4-6 1-3 1B			1	0	0	0	0	1	0																			
Inning Stats	R: 1 E: 0 K: 2 S: 9	H: 2 LOB: 1 BB: 0 P: 9	R: 0 E: 0 K: 1 S: 5	H: 0 LOB: 0 BB: 0 P: 5	R: 0 E: 0 K: 1 S: 6	H: 1 LOB: 1 BB: 0 P: 6	R: 0 E: 0 K: 0 S: 4	H: 1 LOB: 1 BB: 0 P: 4	R: 0 E: 0 K: 1 S: 5	H: 1 LOB: 0 BB: 0 P: 5	R: 1 E: 1 K: 0 S: 5	H: 2 LOB: 1 BB: 0 P: 5	R: 0 E: 2 K: 1 S: 7	H: 1 LOB: 3 BB: 1 P: 11	1B: 8 2B: 1 3B: 0 HR: 0	SF: 1 SAC: 0 DP: 0 HBP: 0		WP: 0 PB: 1 SB: 2 CS: 1	PA: 36																
PITCHER Ray Burris, R ERA: 1.13 (1, 1)	IP 8.0	WLS L	BF 35	H 9	R 2	ER 2	SO 7	BB 1	IBB 1	HBP 0	BLK 0	WP 0	HR 0	S 47	P 55	ERA 2.25	WHIP 1.250	PITCHER	IP 8.0	WLS L	BF 35	H 9	R 2	ER 2	SO 7	BB 1	IBB 1	HBP 0	BLK 0	WP 0	HR 0	S 47	P 55	ERA 2.25	WHIP 1.250

livebaseballscorecards.com

AB	32
R	2
H	9
RBI	2
BB	2
SO	7
LOB	17



Batter 1 2 3 4 5 6 7 8 9 AB R H RBI BB SO LOB TOP

Main scoreboard grid showing batter names (Tim Raines, Rodney Scott, Andre Dawson, Al Oliver, Gary Carter, Warren Cromartie, Tim Wallach, Chris Speier, Charlie Lea, Rowland Office, Bob James, Bill Lee, Jeff Reardon) and their performance statistics (IP, WLS, BF, H, R, ER, SO, BB, IBB, HBP, BLK, WP, HR, S, P, ERA, WHIP) for the Montreal Expos.

Team information for Montreal Expos @ New York Mets, Shea Stadium, Flushing, NY. Date: Sun Apr 18 1982, 3:33 AM EST. Attendance: Att. 27,159 - Unknown. Includes the Montreal Expos logo.

Summary statistics table: AB 40, R 7, H 15, RBI 7, BB 5, SO 8, LOB 18.



Inning Stats table: Inning 1-9, R, H, E, K, S, P, S, S, S, S, S, S. Total: R: 4, H: 6, E: 0, K: 1, S: 11.

Pitcher statistics table: PITCHER RANDY JONES, L (1, 1) ERA: 3.86; JESSE OROSCO, L (1, 1) ERA: 3.38; CHARLIE PULEO, R (6, 1) ERA: 6.75; NEIL ALLEN, R (8, 1) ERA: 1.13. Columns: IP, WLS, BF, H, R, ER, SO, BB, IBB, HBP, BLK, WP, HR, S, P, ERA, WHIP.

Batter 1 2 3 4 5 6 7 8 9 AB R H RBI BB SO LOB BOTTOM

Main table containing batter performance data across 9 innings. Each row represents a batter, including name, stats (1, AB), and a diamond diagram showing the result of each at-bat. Columns 2-9 show the batter's performance in each inning. The bottom row of this section contains summary statistics for each batter.

Inning Stats table with columns: Inning Stats, R, H, E, K, S, WLS, BF, H, R, ER, SO, BB, IBB, HBP, BLK, WP, HR, S, P, ERA, WHIP.

Pitcher performance table with columns: PITCHER, IP, WLS, BF, H, R, ER, SO, BB, IBB, HBP, BLK, WP, HR, S, P, ERA, WHIP.

Montreal Expos @ New York Mets Shea Stadium, Flushing, NY Sun Apr 18 1982, 3:33 AM EST Att. 27,159 - Unknown

Summary statistics table: AB 35, R 6, H 8, RBI 6, BB 2, SO 9, LOB 10.



Batter	1	2	3	4	5	6	7	8	9	AB R H RBI BB SO LOB	TOP		
Bump Wills, S OBP: 0.433, SLG: 0.560 (1, 4)	0-0 6-3	0-0 FC4-6			0-3 K		0-0 F9		0-0 FC4-6	5 0 0 0 0 1 4			
23 Ryne Sandberg, R OBP: 0.167, SLG: 0.133 (1, 5)	0-0 6-3		0-3 K		0-0 FC6-4			0-0 F8		4 0 0 0 0 1 1			
Bill Buckner, L OBP: 0.333, SLG: 0.346 (1, 3)	0-0 E6 1B		0-0 6-3		0-0 F7			0-0 F7		4 1 0 0 0 0 1			
Leon Durham, L OBP: 0.304, SLG: 0.412 (1, 9)	0-0 1B		0-0 CS 1B		0-0 E5 4-6-3			0-0 F7		4 0 2 0 0 0 0			
Keith Moreland, R OBP: 0.420, SLG: 0.702 (1, 2)	0-0 FC6-4 1B		0-0 CS	0-0 1B	0-0 4-6-3			0-0 4-3 1B	0-0 2B	4 1 3 1 0 0 1			
Steve Henderson, R OBP: 0.265, SLG: 0.304 (1, 7)	0-0 FC6-4		0-0 F9		0-3 K			0-0 4-3	0-0	3 0 0 0 0 1 4			
Dick Tidrow, R (6, 1)									0-0	0 0 0 0 0 0 0			
Bob Molinaro, L (9, PH) OBP: 0.400, SLG: 0.250	0-0 1-2f							2-3	0-0	1 0 0 0 0 0 1			
Gary Woods, R OBP: 0.500, SLG: 0.611 (1, 8)		0-0 FC4-6 1B		0-0 G4-6-3 1B	0-3 K			0-0 1B	0-0 1B	4 0 3 1 0 1 1			
Larry Bowa, S OBP: 0.264, SLG: 0.217 (1, 6)		0-0 FC4-6		0-0 G4-6-3			0-0 F8	0-0 L4	0-0	4 0 0 0 0 0 4			
Doug Bird, R OBP: 0.167, SLG: 0.167 (1, 1)		0-3 K			0-0		0-3 K	0-0	0-0	2 0 1 0 0 1 1			
Dan Briggs, L (6, 7) OBP: 0.182, SLG: 0.182					0-0 23 FC6-4 1B			1-3 FC4-6 1B	0-0	2 0 1 0 0 1 0			
Inning Stats	R: 1 H: 2 E: 1 LOB: 2 K: 0 BB: 0 S: 6 P: 6	R: 0 H: 1 E: 0 LOB: 1 K: 1 BB: 0 S: 6 P: 6	R: 0 H: 1 E: 0 LOB: 0 K: 1 BB: 0 S: 5 P: 5	R: 0 H: 2 E: 0 LOB: 1 K: 0 BB: 0 S: 4 P: 4	R: 0 H: 1 E: 0 LOB: 1 K: 1 BB: 0 S: 6 P: 6	R: 0 H: 0 E: 1 LOB: 1 K: 2 BB: 0 S: 8 P: 8	R: 0 H: 0 E: 0 LOB: 0 K: 1 BB: 0 S: 5 P: 5	R: 0 H: 0 E: 0 LOB: 0 K: 0 BB: 0 S: 3 P: 3	R: 1 H: 3 E: 0 LOB: 2 K: 0 BB: 0 S: 6 P: 6	1B: 9 SF: 0 2B: 1 SAC: 0 3B: 0 DP: 1 HR: 0 HBP: 0	WP: 0 PA: 38 PB: 0 SB: 0 CS: 1		
PITCHER	IP WLS BF H R ER SO BB IBB HBP BLK WP HR S P ERA WHIP											PITCHER	IP WLS BF H R ER SO BB IBB HBP BLK WP HR S P ERA WHIP
Mike Scott, R (1, 1) ERA: 1.54	8.1 W 34 9 2 1 6 0 0 0 0 0 0 0 46 46 1.08 1.080												
Neil Allen, R (9, 1) ERA: 1.04	0.2 S 3 1 0 0 0 0 0 0 0 0 0 0 3 3 0.00 1.500												

Chicago Cubs @ New York Mets
Shea Stadium, Flushing, NY
Tue Apr 20 1982, 6:05 PM EST
Att: 8,226 - Unknown - 59 F

AB	37
R	2
H	10
RBI	2
BB	0
SO	6
LOB	18



Batter	1	2	3	4	5	6	7	8	9	AB	R	H	RBI	BB	SO	LOB
Mookie Wilson, S OBP: 0.357, SLG: 0.500 (1, 8)	0-0 F8	0-0 FC5-4 1-2 2-H 1B			0-0 F7		0-0 G4-6-3 1-2f			4	0	1	1	0	0	1
Wally Backman, S OBP: 0.333, SLG: 0.417 (1, 4)	0-0 S 1B	0-0 FC5-4 1-2f			0-0 1B		0-0 6-3			4	0	2	0	0	0	2
Tom Verzyer, R OBP: 0.333, SLG: 0.500 (9, 4)										0	0	0	0	0	0	0
George Foster, R OBP: 0.333, SLG: 0.457 (1, 7)	0-0 P5 1-2		0-3 K		0-0 F8			0-0 G5-4-3 1B		4	0	1	0	0	1	2
Ellis Valentine, R OBP: 0.222, SLG: 0.222 (9, 7)										0	0	0	0	0	0	0
Dave Kingman, R OBP: 0.321, SLG: 0.574 (1, 3)	0-3 K		0-3 K			0-0 HR		0-0 G5-4-3 1-2f		4	1	1	1	0	2	2
Mike Jorgensen, L OBP: 0.429, SLG: 0.200 (9, 3)										0	0	0	0	0	0	0
Joel Youngblood, R OBP: 0.273, SLG: 0.455 (1, 9)		0-0 HR	0-0 2-3			0-0 L6		0-0 CS 1B		4	1	2	1	0	0	0
John Stearns, R OBP: 0.356, SLG: 0.488 (1, 2)		0-0 2-3		0-0 1B		0-0 4-3 2B		0-0 CS		3	0	2	0	0	0	0
Hubie Brooks, R OBP: 0.327, SLG: 0.275 (1, 5)		0-0 6-3		0-0 L4		0-0 4-3		0-0 CS		3	0	0	0	0	0	1
Ron Gardenhire, R OBP: 0.429, SLG: 0.452 (1, 6)		0-0 E 1B 1B		0-0 F7		0-0 4-3				3	1	1	0	0	0	1
Mike Scott, R OBP: 0.222, SLG: 0.250 (1, 1)		0-0 E4 1B			0-3 K			4-0 G4-6-3 BB		2	0	0	0	1	1	1
Neil Allen, R (9, 1)										0	0	0	0	0	0	0


Inning Stats	R: 0	H: 1	E: 0	LOB: 1	K: 1	BB: 0	S: 6	P: 6
	R: 2	H: 3	E: 1	LOB: 2	K: 0	BB: 0	S: 7	P: 7
	R: 0	H: 0	E: 0	LOB: 0	K: 2	BB: 0	S: 7	P: 7
	R: 0	H: 1	E: 0	LOB: 0	K: 0	BB: 0	S: 3	P: 3
	R: 0	H: 1	E: 0	LOB: 1	K: 1	BB: 0	S: 6	P: 6
	R: 1	H: 2	E: 0	LOB: 1	K: 0	BB: 0	S: 5	P: 5
	R: 0	H: 0	E: 0	LOB: 0	K: 0	BB: 1	S: 2	P: 6
	R: 0	H: 2	E: 0	LOB: 0	K: 0	BB: 0	S: 3	P: 3

PITCHER	IP	WLS	BF	H	R	ER	SO	BB	IBB	HBP	BLK	WP	HR	S	P	ERA	WHIP
Doug Bird, R ERA: 3.7 (1, 1)	5.1	L	24	8	3	2	4	0	0	0	0	0	2	32	32	3.38	1.500
Dick Tidrow, R ERA: 3.38 (6, 1)	2.2		8	2	0	0	0	1	0	0	0	0	0	7	11	0.00	1.125

Chicago Cubs @ New York Mets
Shea Stadium, Flushing, NY

Tue Apr 20 1982, 6:05 PM EST
Att. 8,226 - Unknown - 59 F

AB	31
R	3
H	10
RBI	3
BB	1
SO	4
LOB	10



1B: 7	SF: 0	WP: 0	PA: 33
2B: 1	SAC: 0	PB: 0	
3B: 0	DP: 2	SB: 1	
HR: 2	HBP: 0	CS: 1	

livebaseballscores.com

Batter 1 2 3 4 5 6 7 8 9 AB R H RBI BB SO LOB TOP

Main table containing batter names (e.g., Bump Wills, S; 23 Ryne Sandberg, R; Bill Buckner, L), scores (0-0, 0-3, L1-6), hit types (L6, K, HR), and various annotations like 'S' for strike, 'BB' for walk, and '1B' for single.

Summary table with columns: AB, R, H, RBI, BB, SO, LOB. Totals: AB 36, R 4, H 13, RBI 4, BB 4, SO 4, LOB 18. Includes Chicago Cubs logo.

Inning Stats table with columns: Inning, R, H, E, K, S, WLS, BF, H, R, ER, SO, BB, IBB, HBP, BLK, WP, HR, S, P, ERA, WHIP.

Pitcher table with columns: Pitcher Name, IP, WLS, BF, H, R, ER, SO, BB, IBB, HBP, BLK, WP, HR, S, P, ERA, WHIP.

Chicago Cubs @ New York Mets
Shea Stadium, Flushing, NY
Wed Apr 21 1982, 6:05 PM EST
Att: 8,815 - Unknown - 55 F

livebaseballscorecards.com

Batter	1	2	3	4	5	6	7	8	9	AB	R	H	RBI	BB	SO	LOB
Mookie Wilson, S (1, 8) OBP: 0.350, SLG: 0.482	0-0 1-3 1B		0-0 F7 1B		0-0 F8 1B			0-0 FC6-4 1B		4	0	1	0	0	0	2
Wally Backman, S (1, 4) OBP: 0.286, SLG: 0.357	0-0 6-3 1B			0-0 1-3 1B	0-3 K2-3 1B			0-0 FC6-4 1B		4	1	0	0	0	1	2
George Foster, R (1, 7) Ellis Valentine, R (9, 7) OBP: 0.345, SLG: 0.449 OBP: 0.222, SLG: 0.222	0-0 F8 1B			0-0 2B E 1B		0-0 F9 1B		4-0 1B E 1B BB		3	2	1	0	1	0	0
Dave Kingman, R (1, 3) Neil Allen, R (9, 1) OBP: 0.351, SLG: 0.608		0-0 1B 1B		0-0 E7 1B 2B		0-3 K 1B		0-0 E 1B PB 1B		4	2	3	1	0	1	0
Joel Youngblood, R (1, 9) OBP: 0.308, SLG: 0.462		0-0 1B G5-4-3 1B		0-0 F8 1B		0-3 K 1B		0-0 PB E 1B 1B 2-3		4	1	2	0	0	1	1
Hubie Brooks, R (1, 5) OBP: 0.340, SLG: 0.295		0-0 1B G5-4-3 1B		0-0 S 1B			0-0 1B	0-0 E6 1B PB		4	1	2	2	0	0	3
Ron Hodges, L (1, 2) OBP: 0.625, SLG: 0.500			4-0 SH2-4 BB	0-3 K 1B		0-3 K 1B		0-0 1B 1B		3	0	1	2	1	2	2
Ron Gardenhire, R (1, 6) Rusty Staub, L (7, PH) Tom Verzyer, R (8, 6) OBP: 0.432, SLG: 0.438 OBP: 0.429, SLG: 0.333 OBP: 0.286, SLG: 0.429			0-3 K 1B		4-0 SH2-4 BB		0-0 F9 1B	0-0 F8 1B		1	0	0	0	1	1	1
Pat Zachry, R (1, 1) Jesse Orosco, R (7, 1) Gary Rajsich, L (7, PH) Craig Swan, R (8, 1) Mike Jorgensen, L (8, PH) OBP: 0.200, SLG: 0.222 OBP: 0.375, SLG: 0.167			0-0 SH2-4 1B		0-0 SH2-4 1B		0-0 F9 1B	0-0 G3 1B		1	0	0	0	0	0	1
Inning Stats	R: 0 H: 0 E: 0 K: 3	H: 0 LOB: 0 BB: 0 P: 3	R: 0 H: 2 E: 0 K: 3	H: 0 LOB: 0 BB: 0 P: 3	R: 0 H: 0 E: 0 K: 1 S: 5	H: 0 LOB: 1 BB: 1 P: 9	R: 2 H: 3 E: 1 K: 1 S: 8	H: 3 LOB: 1 BB: 0 P: 8	R: 0 H: 0 E: 0 K: 2 S: 7	H: 0 LOB: 1 BB: 1 P: 9	R: 0 H: 1 E: 0 K: 1 S: 6	H: 1 LOB: 1 BB: 0 P: 6	R: 5 H: 4 E: 1 K: 0 S: 8	H: 4 LOB: 1 BB: 1 P: 12	1B: 9 2B: 1 3B: 0 HR: 0	SF: 0 SAC: 2 DP: 1 HBP: 0

Chicago Cubs @ New York Mets

Shea Stadium, Flushing, NY
Wed Apr 21 1982, 6:05 PM EST
Att. 8,815 - Unknown - 55 F

AB 31
R 7
H 10
RBI 5
BB 3
SO 6
LOB 15



WP	PA	ERA	WHIP
0	36		

PITCHER	IP	WLS	BF	H	R	ER	SO	BB	IBB	HBP	BLK	WP	HR	S	P	ERA	WHIP
Dan Larson, R (1, 1) ERA: 6.0	5.0		20	5	2	1	3	2	0	0	0	0	0	24	32	1.80	1.400
Lee Smith, R (6, 1) ERA: 2.08	2.1		10	2	2	2	3	1	0	0	0	0	0	15	19	7.71	1.286
Bill Campbell, R (8, 1) ERA: 3.12	0.2	L	6	3	3	1	0	0	0	0	0	0	0	6	6	13.50	4.500

New York Mets @ Montreal Expos
Olympic Stadium, Montreal, QB

Fri Apr 23 1982, 3:33 AM EST
Att. 15,470 - Unknown

livebaseballscorecards.com

AB	32
R	4
H	7
RBI	4
BB	4
SO	9
LOB	17



AB R H RBI BB SO LOB

5	0	2	1	0	0	0
4	1	1	0	1	0	2
0	0	0	0	0	0	0
0	0	0	0	0	0	0
4	0	0	1	0	1	5
4	2	2	1	0	2	3
0	0	0	0	0	0	0
4	0	0	0	0	1	1
4	0	1	1	0	3	0
2	0	0	0	1	1	0
3	0	1	0	0	0	2
0	0	0	0	1	0	0
0	1	0	0	0	0	0
2	0	0	0	0	1	4
0	0	0	0	0	0	0
0	0	0	0	1	0	0
0	0	0	0	0	0	0
0	0	0	0	0	0	0

Batter 1 2 3 4 5 6 7 8 9

Mookie Wilson, S OBP: 0.354, SLG: 0.508 (1, 8) x	0-0 ① 4-3		x 0-0 ① 6-3		x 0-0 ① F9		x 0-0 BB 1-2 1B		x 0-0 2-H 3B
Wally Backman, S OBP: 0.303, SLG: 0.406 Jesse Orosco, R Neil Allen, R (1, 4) x (9, 1) (9, 1)	0-0 ② G3		x 0-0 ② F7		x 0-0 SF8 3B		x 0-0 BB 1-2 2-3		x 0-0 ② 6-3
George Foster, R OBP: 0.317, SLG: 0.415 (1, 7) x	0-0 ③ 5-3		x 0-0 ③ F5		x 0-0 ② SF8		x 0-3 K		x 0-0 ③ F8
Dave Kingman, R OBP: 0.361, SLG: 0.655 Tom Verzyer, R OBP: 0.286, SLG: 0.429 (1, 3) (9, 6)		x 0-0 5-3 1B		x 0-0 HR		x 0-3 ③ K		x 0-3 ③ K	
Joel Youngblood, R OBP: 0.267, SLG: 0.400 (1, 9)		x 0-0 ① 5-3		x 0-0 ① F8		x 0-0 ① F2		x 0-3 ① K	
John Stearns, R OBP: 0.347, SLG: 0.467 (1, 2)		x 0-0 FC1-6 BB 2-H 1B		x 0-3 ② K		x 0-3 ② K		x 0-3 ② K	
Hubie Brooks, R OBP: 0.351, SLG: 0.283 (1, 5)		BB BB B 4-0 FC1-6 BB 1-2		H 1-0 1B HBP		x 0-0 ③ 5-3		x 0-3 ③ K	
Ron Gardenhire, R OBP: 0.425, SLG: 0.429 Rusty Staub, L OBP: 0.500, SLG: 0.333 Bob Bailor, R OBP: 0.357, SLG: 0.407 (1, 6) (9, PH) (9, PR) (9, 4)		x 0-0 ② FC1-6 1-2 BB		x 0-0 1-2 1B		x 0-0 ① F7		BB BB B 4-0 SH1-4 3B BB	
Randy Jones, R Craig Swan, R Gary Rajsich, L OBP: 0.273, SLG: 0.222 Ed Lynch, R Mike Jorgensen, L OBP: 0.375, SLG: 0.167 (1, 1) (6, 1) (7, PH) (7, 1) (9, PH) (9, 3)		x 0-0 ③ F7		x 0-3 ③ K		BB BB B 4-0 BB 1B BB		x 0-0 ① SH1-4	

Inning Stats	R: 0	H: 0	E: 0	K: 0	S: 3	R: 1	H: 2	E: 0	K: 0	S: 5	R: 0	H: 0	E: 0	K: 0	S: 3	R: 1	H: 2	E: 0	K: 2	S: 9	R: 1	H: 1	E: 0	K: 1	S: 6	R: 0	H: 0	E: 0	K: 1	S: 5	R: 0	H: 1	E: 0	K: 2	S: 8	R: 0	H: 0	E: 0	K: 3	S: 9	R: 1	H: 1	E: 0	K: 0	S: 4	1B: 4	SF: 1	2B: 0	3B: 2	HR: 1	SAC: 1	DP: 0	HBP: 1	WP: 0	PA: 39
--------------	------	------	------	------	------	------	------	------	------	------	------	------	------	------	------	------	------	------	------	------	------	------	------	------	------	------	------	------	------	------	------	------	------	------	------	------	------	------	------	------	------	------	------	------	------	-------	-------	-------	-------	-------	--------	-------	--------	-------	--------

PITCHER	IP	WLS	BF	H	R	ER	SO	BB	IBB	HBP	BLK	WP	HR	S	P	ERA	WHIP
Bill Gullickson, R ERA: 4.29 (1, 1)	8.0		35	6	4	4	9	4	0	1	0	0	1	48	65	4.50	1.250
Jeff Reardon, R ERA: (9, 1)	1.0	W	4	1	0	0	0	0	0	0	0	0	0	4	4	0.00	1.000

Batter	1	2	3	4	5	6	7	8	9	AB	R	H	RBI	BB	SO	LOB	TOP	
Mookie Wilson, S (1, 8) OBP: 0.362, SLG: 0.508	P6		F8			CS 1B		1B		4	0	2	0	0	0	1		
Wally Backman, S (1, 4) OBP: 0.324, SLG: 0.400 Tom Verzyer, R (8, 4) OBP: 0.286, SLG: 0.429	G4-6-3 1B			3-1		CS BB		K		3	0	1	0	1	1	1		
Rusty Staub, L (1, 3) OBP: 0.417, SLG: 0.222 Mike Jorgensen, L (9, 3) OBP: 0.375, SLG: 0.167	G4-6-3 1-2f				4-0 BB	CS		F8	1-3	3	0	0	0	1	0	2		
George Foster, R (1, 7) OBP: 0.313, SLG: 0.404 Ellis Valentine, R (9, 7) OBP: 0.222, SLG: 0.222		E6 G4-6-3		P4				5-3		4	0	1	0	0	0	1		
Gary Rajsich, L (1, 9) OBP: 0.286, SLG: 0.333 Joel Youngblood, R (7, 9) OBP: 0.258, SLG: 0.387		K		4-3				FC4-6 1B		3	1	1	0	0	1	2		
John Stearns, R (1, 2) OBP: 0.358, SLG: 0.490		G4-6-3 1-2f			5-3			2B		4	0	2	1	0	0	1		
Hubie Brooks, R (1, 5) OBP: 0.344, SLG: 0.265			4-3		F8			FC6-4 BB		3	0	0	0	1	0	2		
Ron Gardenhire, R (1, 6) OBP: 0.409, SLG: 0.410					L9			FC6-4 1-2f		4	0	1	0	0	0	4		
Charlie Puleo, R (1, 1) Pete Falcone, L (7, 1) Neil Allen, R (8, 1)			K			6-3		K		2	0	0	0	0	1	1		
Inning Stats	R: 0 H: 1 E: 0 LOB: 0 K: 0 BB: 0 S: 3 P: 3	R: 0 H: 0 E: 1 LOB: 0 K: 1 BB: 0 S: 5 P: 5	R: 0 H: 1 E: 0 LOB: 1 K: 1 BB: 0 S: 6 P: 6	R: 0 H: 0 E: 0 LOB: 1 K: 0 BB: 1 S: 3 P: 7	R: 0 H: 0 E: 0 LOB: 0 K: 0 BB: 0 S: 3 P: 3	R: 0 H: 1 E: 0 LOB: 0 K: 0 BB: 1 S: 2 P: 6	R: 1 H: 2 E: 0 LOB: 2 K: 0 BB: 1 S: 5 P: 9	R: 0 H: 1 E: 0 LOB: 1 K: 2 BB: 0 S: 8 P: 8	R: 0 H: 2 E: 0 LOB: 2 K: 0 BB: 0 S: 5 P: 5	1B: 6 SF: 0 2B: 2 SAC: 0 3B: 0 DP: 2 HR: 0 HBP: 0	WP: 0 PA: 36 PB: 0 SB: 0 CS: 2							
PITCHER	IP WLS BF H R ER SO BB IBB HBP BLK WP HR S P ERA WHIP																	
Ray Burris, R (1, 1) ERA: 1.17 Bill Lee, L (8, 1) ERA: 4.91	7.0 L 26 5 1 1 2 3 0 0 0 0 0 0 27 39 1.29 1.143																	

New York Mets @ Montreal Expos
Olympic Stadium, Montreal, QB
Sat Apr 24 1982, 3:33 AM EST
Att: 30,559 - Unknown

livebaseballscorecards.com

AB	32
R	1
H	8
RBI	1
BB	3
SO	4
LOB	16



Batter	1	2	3	4	5	6	7	8	9	AB	R	H	RBI	BB	SO	LOB
Tim Raines, S (1, 7) OBP: 0.289, SLG: 0.310	0-0 B5-3		0-3 K		0-3 K		0-0 1B		0-0 FC5-6	5	0	1	0	0	2	3
Rodney Scott, S (1, 4) OBP: 0.296, SLG: 0.208 Rowland Office, L (9, PH) OBP: 0.333, SLG: 0.667	4-0 1-3-5 BB		0-0 4-3		4-0 FC6-4 BB		0-0 F7		0-3 K	2	0	0	0	2	0	2
Andre Dawson, R (1, 8) OBP: 0.321, SLG: 0.417	0-0 1-3-5			0-0 3-1	0-0 FC6-4			0-3 K	0-0 F9	5	0	0	0	0	1	5
Al Oliver, L (1, 3) OBP: 0.360, SLG: 0.476		4-0 6-3 BB		0-0 F5		0-0 1-3		4-0 FC1-2 BB		2	0	0	0	2	0	0
Gary Carter, R (1, 2) OBP: 0.417, SLG: 0.561		0-0 6-3		0-0 1B		4-0 BB		4-0 FC1-2 BB		2	0	1	0	2	0	1
Warren Cromartie, L (1, 9) OBP: 0.388, SLG: 0.561		4-0 BB		0-3 K		0-0 F7		4-0 FC1-2 BB		2	0	0	0	2	1	2
Tim Wallach, R (1, 5) OBP: 0.282, SLG: 0.306 Jerry White, S (8, PH) OBP: 0.286, SLG: 0.643 Frank Taveras, R (9, 6)		0-0 L7			0-0 2B 1B		0-0 L5		0-0 FC1-2	3	0	1	0	0	0	3
Chris Speier, R (1, 6) OBP: 0.162, SLG: 0.212 Brad Mills, L (8, PH) OBP: 0.250, SLG: 0.250 (9, 5)		0-0 6-3			0-0 1B 2B			0-0 F8		3	0	1	0	0	0	2
Ray Burris, R (1, 1) OBP: 0.250, SLG: 0.375 Wallace Johnson, S (7, PH) OBP: 0.321, SLG: 0.320 Bill Lee, L (8, 1) Terry Francona, L (9, PH)			0-0 6-3		0-0 1-3 2B			4-0 FC5-6 BB		2	0	0	0	0	0	2

Inning Stats	R: 0	H: 0	E: 0	K: 0	S: 2	H: 0	LOB: 0	BB: 1	P: 6	R: 0	H: 0	E: 0	K: 0	S: 3	R: 0	H: 1	E: 0	K: 1	S: 5	R: 0	H: 1	E: 0	K: 1	S: 6	R: 0	H: 2	E: 0	K: 1	S: 7	R: 0	H: 0	E: 0	K: 0	S: 3	R: 0	H: 1	E: 0	K: 1	S: 5	R: 0	H: 0	E: 0	K: 1	S: 5	R: 0	H: 0	E: 0	K: 1	S: 9	1B: 3	2B: 2	3B: 0	HR: 0	SF: 0	SAC: 0	DP: 1	HBP: 0	WP: 0	PB: 0	SB: 1	CS: 1	PA: 39
--------------	------	------	------	------	------	------	--------	-------	------	------	------	------	------	------	------	------	------	------	------	------	------	------	------	------	------	------	------	------	------	------	------	------	------	------	------	------	------	------	------	------	------	------	------	------	------	------	------	------	------	-------	-------	-------	-------	-------	--------	-------	--------	-------	-------	-------	-------	--------

PITCHER	IP	WLS	BF	H	R	ER	SO	BB	IBB	HBP	BLK	WP	HR	S	P	ERA	WHIP
Charlie Puleo, R (1, 1) ERA: 4.24	6.1	W	27	3	0	0	3	6	0	0	0	0	0	27	51	0.00	1.421
Pete Falcone, L (7, 1) ERA: 4.5	1.0		6	1	0	0	1	3	0	0	0	0	0	5	17	0.00	4.000
Neil Allen, R (8, 1) ERA: 0.79	1.2	S	6	0	0	0	1	1	0	0	0	0	0	7	11	0.00	0.600

BOTTOM


New York Mets @ Montreal Expos

Olympic Stadium, Montreal, QB

Sat Apr 24 1982, 3:33 AM EST
Att. 30,559 - Unknown

livebaseballscorecards.com

AB	29
R	0
H	4
RBI	0
BB	10
SO	5
LOB	27



Batter	1	2	3	4	5	6	7	8	9	AB R H RBI BB SO LOB	TOP																
Mookie Wilson, S OBP: 0.356, SLG: 0.493 (1, 8) X	0-0 E6 3-1 4-3 1B	0-0 PO 2-3	0-0 F9			X 0-0 6-3		X 0-0 F6		4 1 1 0 0 0 0																	
Bob Bailor, R OBP: 0.323, SLG: 0.367 Mike Jorgensen, L OBP: 0.444, SLG: 0.286 (8, PH) (8, 3)	0-0 3-1 2-3		X 0-0 F8			X 0-0 5-3		X 0-0 1B		3 0 0 0 0 0 1 1 0 1 0 0 0 0																	
Rusty Staub, L OBP: 0.313, SLG: 0.154 Ed Lynch, R (8, 1)	0-0 4-3 3-H		X 0-0 P5			X 0-0 F9		X 0-0 F2		4 0 0 1 0 0 1 0 0 0 0 0 0 0																	
George Foster, R OBP: 0.296, SLG: 0.377 (1, 7) X	0-0 5-3			X 0-0 6-3		X 0-0 F7		S S S 0-3 K		4 0 0 0 0 1 0																	
Gary Rajsich, L OBP: 0.333, SLG: 0.333 (1, 9)		X 0-0 BB BB SF9 1B		S S S 0-3 K		S S S 0-3 K		B B B B 4-0 BB		3 1 1 0 1 2 0																	
Hubie Brooks, R OBP: 0.354, SLG: 0.269 (1, 5)		B B B B 4-0 SF9 BB 1-2 FC1-5-2 BB		X 0-0 5-3		X 0-0 1B 1B		X 0-0 F9		3 0 1 0 1 0 1																	
Ron Hodges, L OBP: 0.583, SLG: 0.444 (1, 2)		B B B B 4-0 PO 1-2 2-3 BB		X 0-0 6-3		X 0-0 1-2 1B		X 0-0 6-3		3 0 1 0 1 0 1																	
Ron Gardenhire, R OBP: 0.383, SLG: 0.390 (1, 6)		X 0-0 SF9		X 0-0 F7		X 0-0 L1				2 0 0 1 0 0 2																	
Mike Scott, R OBP: 0.200, SLG: 0.222 Craig Swan, R Wally Backman, S OBP: 0.316, SLG: 0.389 (8, PH) (8, 4)		X 0-0 FC1-5-2		S S S 0-3 K		X 0-0 3-1				1 0 0 0 0 0 2 1 0 0 0 0 1 0 1 0 0 0 0 0 0																	
Inning Stats	R: 1 E: 1 K: 0 S: 4	H: 1 LOB: 0 BB: 0 P: 4	R: 1 E: 0 K: 0 S: 3	H: 1 LOB: 1 BB: 2 P: 11	R: 0 E: 0 K: 0 S: 3	H: 0 LOB: 0 BB: 0 P: 3	R: 0 E: 0 K: 1 S: 5	H: 0 LOB: 0 BB: 0 P: 5	R: 0 E: 0 K: 1 S: 5	H: 0 LOB: 0 BB: 0 P: 5	R: 0 E: 0 K: 0 S: 3	H: 2 LOB: 2 BB: 0 P: 7	R: 0 E: 0 K: 0 S: 4	H: 1 LOB: 1 BB: 0 P: 4	R: 0 E: 0 K: 1 S: 5	H: 0 LOB: 1 BB: 1 P: 9	1B: 5 2B: 0 3B: 0 HR: 0	SF: 1 SAC: 0 DP: 0 HBP: 0	WP: 0 PB: 0 SB: 0 CS: 0	PA: 35							
PITCHER	IP	WLS	BF	H	R	ER	SO	BB	IBB	HBP	BLK	WP	HR	S	P	ERA	WHIP										
Scott Sanderson, R ERA: 1.23	7.0	W	26	4	2	1	3	2	0	0	0	0	0	30	38	1.29	0.857										
Jeff Reardon, R ERA:	2.0	S	8	1	0	0	1	1	0	0	0	0	0	9	13	0.00	1.000										

New York Mets @ Montreal Expos
Olympic Stadium, Montreal, QB

Sun Apr 25 1982, 3:33 AM EDT
Att. 34,781 - Unknown

AB	30
R	2
H	5
RBI	2
BB	3
SO	4
LOB	8




Batter	1	2	3	4	5	6	7	8	9	AB R H RBI BB SO LOB	TOP																					
Mookie Wilson, S (1, 8) OBP: 0.351, SLG: 0.479	0-3 K		0-0 1B	0-0 5-3		0-0 4-3				4 0 1 0 0 1 0																						
Bob Bailor, R (1, 4) OBP: 0.314, SLG: 0.353	0-0 1-3		0-0 FC6-4		0-0 P5		0-0 5-3			4 0 1 1 0 0 0																						
George Foster, R (1, 7) OBP: 0.280, SLG: 0.354	0-0 5-3		0-0 FC6-4		0-0 F2			0-3 K		4 0 0 0 0 1 2																						
Tom Verzyer, R (8, 6) OBP: 0.286, SLG: 0.429			0-0 1-2f							0 0 0 0 0 0 0																						
Dave Kingman, R (1, 3) OBP: 0.354, SLG: 0.678		0-3 K		0-0 HR		0-3 K		0-0 F2		4 1 1 1 0 2 0																						
Ellis Valentine, R (1, 9) OBP: 0.258, SLG: 0.258		0-0 5-3		0-0 1B		0-0 1-3		0-0 1-3		4 1 2 0 0 0 0																						
John Stearns, R (1, 2) OBP: 0.351, SLG: 0.472		0-0 CS		0-3 K		0-0 1-3		0-0 F7		4 0 1 0 0 1 2																						
Hubie Brooks, R (1, 5) OBP: 0.348, SLG: 0.268	0-0 CS	0-3 K	0-0 1B	0-0 2B	0-0 1B	0-3 K		0-0 4-3		4 1 1 0 0 2 1																						
Ron Gardenhire, R (1, 6) OBP: 0.388, SLG: 0.395		0-0 CS	0-3 K	0-0 2B	0-0 1B	0-0 F7		0-0 1B		2 1 1 0 0 1 0																						
Wally Backman, S (6, PH) OBP: 0.325, SLG: 0.395		0-0 CS	0-3 K	0-0 2B	1-2 2-3	0-0 F7		0-0 1B		2 0 1 0 0 0 1																						
Pat Zachry, R (1, 1)		0-0 E6	0-0 1B	0-0 2B		0-3 K		0-0 G3		0 0 0 0 0 0 0																						
Ed Lynch, R (2, 1)										1 1 0 0 0 0 0																						
Joel Youngblood, R (4, PH) OBP: 0.291, SLG: 0.438										1 0 1 3 0 0 0																						
Jesse Orosco, R (4, 1)										0 0 0 0 0 0 0																						
Ron Hodges, L (7, PH) OBP: 0.538, SLG: 0.400										1 0 0 0 0 1 0																						
Pete Falcone, L (7, 1)										0 0 0 0 0 0 0																						
Rusty Staub, L (9, PH) OBP: 0.284, SLG: 0.143										1 0 0 0 0 0 1																						
Inning Stats	R: 0 E: 0 K: 1 S: 5	H: 0 LOB: 0 BB: 0 P: 5	R: 0 E: 0 K: 1 S: 5	H: 1 LOB: 0 BB: 0 P: 5	R: 1 E: 1 K: 2 S: 10	H: 2 LOB: 2 BB: 0 P: 10	R: 4 E: 0 K: 1 S: 9	H: 5 LOB: 0 BB: 0 P: 9	R: 0 E: 0 K: 1 S: 5	H: 0 LOB: 0 BB: 0 P: 5	R: 0 E: 0 K: 1 S: 6	H: 1 LOB: 1 BB: 0 P: 6	R: 0 E: 0 K: 1 S: 5	H: 0 LOB: 0 BB: 0 P: 5	R: 0 E: 0 K: 1 S: 5	H: 0 LOB: 0 BB: 0 P: 5	R: 0 E: 0 K: 0 S: 4	H: 1 LOB: 1 BB: 0 P: 4	1B: 8 2B: 1 3B: 0 HR: 1	SF: 0 SAC: 0 DP: 0 HBP: 0	WP: 0 PA: 37 PB: 0 SB: 0 CS: 1											
PITCHER	IP WLS BF H R ER SO BB IBB HBP BLK WP HR S P ERA WHIP																					PITCHER	IP WLS BF H R ER SO BB IBB HBP BLK WP HR S P ERA WHIP									
John Curtis, L (1, 1) ERA: 5.0	4.0	19	8	5	4	5	0	0	0	0	0	1	29	29	9.00	2.000														ERA	WHIP	
Eric Show, R (5, 1)	5.0	W	17	2	0	0	4	0	0	0	0	0	0	25	25	0.00	0.400														ERA	WHIP

New York Mets @ San Diego Padres
Jack Murphy Stadium, San Diego, CA
Tue Apr 27 1982, 10:05 PM EDT
Att: 20,414 - Unknown

livebaseballscores.com

AB	36
R	5
H	10
RBI	5
BB	0
SO	9
LOB	7



New York Mets @ San Diego Padres
 Jack Murphy Stadium, San Diego, CA

Thu Apr 29 1982, 6:33 AM EDT
 Att. 19,691 - Unknown

livebaseballscorecards.com



WP: 0 PA: 34
 PB: 0
 SB: 0
 CS: 0

Batter	1	2	3	4	5	6	7	8	9	AB R H RBI BB SO LOB
Mookie Wilson, S (1, 8) OBP: 0.318, SLG: 0.452	0-3 K		0-0 1-3		0-0 4-3			0-0 F9		4 0 0 0 0 1 1
Bob Bailor, R (1, 4) OBP: 0.293, SLG: 0.359	0-0 F8		0-0 F3			0-0 F8		0-0 F8		4 0 1 0 0 0 0
Joel Youngblood, R (1, 7) OBP: 0.278, SLG: 0.400	4-0 BB			0-0 F9		0-0 F8		0-3 K		3 0 0 0 1 1 2
Dave Kingman, R (1, 3) OBP: 0.338, SLG: 0.625	0-3 K			0-0 1B		0-0 F2		0-0 F2		1 0 0 0 0 1 1
Gary Rajsich, L (3, 3) OBP: 0.321, SLG: 0.320				1B						3 0 1 0 0 0 2
Ellis Valentine, R (1, 9) OBP: 0.268, SLG: 0.275		0-0 5-3 1B		0-0 F8		0-0 F2		0-0 F7		4 0 1 0 0 0 1
John Stearns, R (1, 2) OBP: 0.328, SLG: 0.476		0-0 5-3 1-2 1B		0-0 1-2 1B		0-0 5-3		0-0 F2		4 0 1 0 0 0 1
Hubie Brooks, R (1, 5) OBP: 0.342, SLG: 0.273		0-0 G4-6-3 1B		0-3 K		0-0 E4		0-0 L5		4 0 1 0 0 1 2
Ron Gardenhire, R (1, 6) OBP: 0.379, SLG: 0.385		0-0 G4-6-3 1-2			0-0 5-3		0-0 F8			3 0 0 0 0 0 3
Charlie Puleo, R (1, 1)			0-0 1-3		0-3 K			4-0 2B		1 0 0 0 0 0 0
Rick Sweet, S (5, PH) OBP: 0.333, SLG: 0.333										1 0 0 0 0 1 0
Jesse Orosco, R (5, 1)										0 0 0 0 0 0 0
Wally Backman, S (8, PH) OBP: 0.348, SLG: 0.442										0 0 0 0 1 0 0
Ed Lynch, R (8, 1)										0 0 0 0 0 0 0

Inning Stats	R: 0 E: 0 K: 2 S: 7	H: 0 LOB: 1 BB: 1 P: 11	R: 0 E: 0 K: 0 S: 4	H: 2 LOB: 1 BB: 0 P: 4	R: 0 E: 0 K: 0 S: 3	H: 0 LOB: 0 BB: 0 P: 3	R: 0 E: 0 K: 1 S: 7	H: 2 LOB: 2 BB: 0 P: 7	R: 0 E: 0 K: 1 S: 5	H: 0 LOB: 0 BB: 0 P: 5	R: 0 E: 0 K: 0 S: 3	H: 0 LOB: 0 BB: 0 P: 3	R: 0 E: 1 K: 0 S: 4	H: 0 LOB: 1 BB: 0 P: 4	R: 0 E: 0 K: 1 S: 6	H: 1 LOB: 2 BB: 1 P: 10	R: 0 E: 0 K: 0 S: 3	H: 0 LOB: 0 BB: 0 P: 3	1B: 4 2B: 1 3B: 0 HR: 0	SF: 0 SAC: 0 DP: 1 HBP: 0	WP: 0 PB: 0 SB: 0 CS: 0	PA: 34
--------------	------------------------------	----------------------------------	------------------------------	---------------------------------	------------------------------	---------------------------------	------------------------------	---------------------------------	------------------------------	---------------------------------	------------------------------	---------------------------------	------------------------------	---------------------------------	------------------------------	----------------------------------	------------------------------	---------------------------------	----------------------------------	------------------------------------	----------------------------------	--------

PITCHER	IP	WLS	BF	H	R	ER	SO	BB	IBB	HBP	BLK	WP	HR	S	P	ERA	WHIP
Tim Lollar, L (1, 1) ERA: 2.27	9.0	W	34	5	0	0	5	2	0	0	0	0	0	42	50	0.00	0.778

Batter	1	2	3	4	5	6	7	8	9	AB R H RBI BB SO LOB
<p>Gene Richards, L (1, 7) OBP: 0.307, SLG: 0.333</p> <p>Dave Edwards, R (8, 7) OBP: 0.286, SLG: 0.429</p>	0-0 1-3	0-0 2-H 1B		0-0 6-3			0-0 4-3			4 0 1 1 0 0 0 0 0 0 0 0 0 0
<p>Juan Bonilla, R (1, 4) OBP: 0.333, SLG: 0.389</p>	0-0 5-3	0-0 1-3			0-0 F9		0-0 1B			4 0 1 0 0 0 1
<p>Garry Templeton, S (1, 6) OBP: 0.250, SLG: 0.250</p>	4-0 CS BB		0-0 1-3		0-0 E6 BB		0-0 4-3			3 0 0 0 1 0 1
<p>Ruppert Jones, L (1, 8) OBP: 0.442, SLG: 0.594</p>	0-0 CS	0-0 4-3 1B	0-0 HR		4-0 G6-4-3 BB		0-0 F7			3 2 2 1 1 0 0
<p>Sixto Lezcano, R (1, 9) OBP: 0.392, SLG: 0.556</p>		0-0 4-3	0-0 1-3		0-0 G6-4-3		0-0 P5			4 0 0 0 0 0 3
<p>Terry Kennedy, L (1, 2) OBP: 0.262, SLG: 0.300</p>		0-0 1B FC3-6 1B	0-0 F8		0-0 F7		0-0 L3			4 1 1 1 0 0 0
<p>Luis Salazar, R (1, 5) OBP: 0.243, SLG: 0.290</p>		0-0 1-3 E 1B		0-0 P3		0-0 F9				3 1 1 0 0 0 0
<p>Broderick Perkins, L (1, 3) OBP: 0.391, SLG: 0.333</p>		4-0 FC3-6 IBB		0-0 F8		0-0 F8				2 0 0 0 1 0 0
<p>Tim Lollar, L (1, 1) OBP: 0.538, SLG: 1.000</p>		0-0 FC3-6 1B		0-0 HR		0-3 K				3 2 1 2 0 1 1

Inning Stats	<p>R: 0 H: 0 E: 0 LOB: 0 K: 0 BB: 1 S: 2 P: 6</p>	<p>R: 4 H: 4 E: 1 LOB: 1 K: 0 BB: 1 S: 7 P: 11</p>	<p>R: 1 H: 1 E: 0 LOB: 0 K: 0 BB: 0 S: 4 P: 4</p>	<p>R: 1 H: 1 E: 0 LOB: 0 K: 0 BB: 0 S: 4 P: 4</p>	<p>R: 0 H: 0 E: 1 LOB: 1 K: 0 BB: 1 S: 3 P: 7</p>	<p>R: 0 H: 0 E: 0 LOB: 0 K: 0 BB: 0 S: 3 P: 3</p>	<p>R: 0 H: 1 E: 0 LOB: 1 K: 1 BB: 0 S: 6 P: 6</p>	<p>R: 0 H: 0 E: 0 LOB: 0 K: 0 BB: 0 S: 3 P: 3</p>	<p>R: 0 H: 0 E: 0 LOB: 0 K: 1 BB: 0 S: 6 P: 6</p>	<p>1B: 4 SF: 0 2B: 1 SAC: 0 3B: 0 DP: 1 HR: 2 HBP: 0</p>
PITCHER	<p>IP WLS BF H R ER SO BB IBB HBP BLK WP HR S P ERA WHIP</p> <p>Charlie Puleo, R (1, 1) ERA: 5.57 4.0 L 19 6 6 5 0 1 1 0 0 0 0 2 17 25 11.25 1.750</p> <p>Jesse Orosco, L (5, 1) ERA: 3.07 3.0 11 1 0 0 1 1 0 0 0 0 0 12 16 0.00 0.667</p> <p>Ed Lynch, R (8, 1) ERA: 1.06 1.0 3 0 0 0 0 0 0 0 0 0 0 3 3 0.00 0.000</p>	PITCHER	<p>IP WLS BF H R ER SO BB IBB HBP BLK WP HR S P ERA WHIP</p>							

BOTTOM

New York Mets @ San Diego Padres
Jack Murphy Stadium, San Diego, CA
 Thu Apr 29 1982, 6:33 AM EDT
 Att. 19,691 - Unknown

AB	30
R	6
H	7
RBI	5
BB	3
SO	1
LOB	6



WP: 0	PA: 34
PB: 0	
SB: 1	
CS: 1	

ERA	WHIP

Batter	1	2	3	4	5	6	7	8	9	AB R H RBI BB SO LOB	TOP	
Mookie Wilson, S (1, 8) X OBP: 0.312, SLG: 0.438	0-0 6-3 ①		0-0 F7 ①		0-0 4-3 ②		0-0 1B ③		0-3 K ③	5 0 1 1 0 1 1		
Wally Backman, S (1, 4) B B OBP: 0.360, SLG: 0.435 Tom Verzyer, R (9, 4) B	4-0 CS BB		0-0 HR 1B		0-0 4-3 ③		0-3 FC4-2-5 ③ 1-3			3 1 1 0 1 0 1 0 0 0 0 0 0 0		
George Foster, R (1, 7) X OBP: 0.263, SLG: 0.329 Joel Youngblood, R (8, 7)	0-0 5-3 ② ③ 1-2		0-0 P3 ②		0-0 F9 ①		0-0 P6 ①			4 0 0 0 0 0 2 0 0 0 0 0 0 0		
Dave Kingman, R (1, 3) OBP: 0.347, SLG: 0.662 Mike Jorgensen, L (8, 3)		0-0 F9 ①	0-0 HR ②		0-0 FC5-4 1B		0-0 F9 ②			4 1 2 2 0 0 0 0 0 0 0 0 0 0		
Ellis Valentine, R (1, 9)		0-0 1B FC5-2 1B	0-0 F9 ③		0-0 FC5-4 ② 1-2f		0-0 6-3 ③			4 0 1 0 0 0 1		
John Stearns, R (1, 2) OBP: 0.338, SLG: 0.478		0-0 FC5-2 1-3 1B	0-0 2-3 ①		0-0 F9 ③		0-0 SH1-4 1B			4 1 2 0 0 0 1		
Hubie Brooks, R (1, 5) OBP: 0.354, SLG: 0.294		0-0 FC5-2 BB	0-0 1-3 ②		0-0 SH5-4 1B 2B		0-0 SH1-4 ①			2 1 1 0 1 0 0		
Ron Gardenhire, R (1, 6) OBP: 0.377, SLG: 0.382		0-0 FC5-2 ② 1-2 2-3 3-Hf	0-0 1-3 ③		0-0 SH5-4 ① 2-3		0-0 4-3 1B			3 0 1 1 0 0 3		
Mike Scott, R (1, 1) OBP: 0.167, SLG: 0.182 Rusty Staub, L (7, PH) OBP: 0.263, SLG: 0.125 Craig Swan, R (7, 1) Pete Falcone, L (8, 1) Neil Allen, R (9, 1)		0-3 K ③		0-3 K ①		0-0 1-3 ②		0-0 4-3 ② 2-3		2 0 0 0 0 2 3 1 0 0 0 0 0 1 0 0 0 0 0 0 0 1 0 0 0 0 0 1 0 0 0 0 0 0 0		
Inning Stats	R: 0 H: 0 E: 0 K: 0 S: 2 WLS: 0 LOB: 0 BB: 1 P: 6	R: 0 H: 2 E: 0 K: 1 S: 7 WLS: 0 LOB: 3 BB: 1 P: 11	R: 2 H: 2 E: 0 K: 0 S: 5 WLS: 0 LOB: 0 BB: 0 P: 5	R: 0 H: 0 E: 0 K: 0 S: 3 WLS: 0 LOB: 0 BB: 0 P: 3	R: 0 H: 0 E: 0 K: 1 S: 5 WLS: 0 LOB: 0 BB: 0 P: 5	R: 0 H: 1 E: 0 K: 0 S: 4 WLS: 0 LOB: 1 BB: 0 P: 4	R: 1 H: 2 E: 1 K: 0 S: 7 WLS: 0 LOB: 1 BB: 0 P: 7	R: 0 H: 0 E: 0 K: 0 S: 3 WLS: 0 LOB: 0 BB: 0 P: 3	R: 1 H: 2 E: 0 K: 1 S: 7 WLS: 0 LOB: 1 BB: 0 P: 7	1B: 7 SF: 0 2B: 1 SAC: 2 3B: 0 DP: 0 HR: 1 HBP: 0	WP: 0 PA: 37 PB: 0 SB: 1 CS: 1	
PITCHER	IP WLS BF H R ER SO BB IBB HBP BLK WP HR S P ERA WHIP	IP WLS BF H R ER SO BB IBB HBP BLK WP HR S P ERA WHIP	IP WLS BF H R ER SO BB IBB HBP BLK WP HR S P ERA WHIP	IP WLS BF H R ER SO BB IBB HBP BLK WP HR S P ERA WHIP	IP WLS BF H R ER SO BB IBB HBP BLK WP HR S P ERA WHIP	IP WLS BF H R ER SO BB IBB HBP BLK WP HR S P ERA WHIP	IP WLS BF H R ER SO BB IBB HBP BLK WP HR S P ERA WHIP	IP WLS BF H R ER SO BB IBB HBP BLK WP HR S P ERA WHIP	IP WLS BF H R ER SO BB IBB HBP BLK WP HR S P ERA WHIP		ERA WHIP	
Rich Gale, R (1, 1) ERA: 3.58	7.0	Fred Breining, R (8, 1) ERA: 4.76	2.0									

New York Mets @ San Francisco Giants
Candlestick Park, San Francisco, CA
 Fri Apr 30 1982, 10:05 PM EDT
 Att. 5,961 - Unknown

livebaseballscorecards.com

AB	33
R	4
H	9
RBI	4
BB	2
SO	3
LOB	14



Batter	1	2	3	4	5	6	7	8	9	AB	R	H	RBI	BB	SO	LOB
Chili Davis, S OBP: 0.361, SLG: 0.400 (1, 8)	0-0 2B		0-0 6-3		0-0 2B			0-0 P6		4	0	2	1	0	0	0
Joe Morgan, L OBP: 0.400, SLG: 0.423 (1, 4)	0-0 F8			0-0 F8	0-0 G3			0-0 6-3		4	0	0	0	0	0	3
Dave Bergman, L OBP: 0.273, SLG: 0.450 (1, 3)	0-0 4-3			0-0 P4	0-0 F8			0-0 2B		4	0	1	0	0	0	3
Champ Summers, L OBP: 0.419, SLG: 0.462 (1, 7)	0-0 4-3			4-0 BB		0-0 F9		4-0 BB		2	0	0	0	2	0	1
Darrell Evans, L OBP: 0.363, SLG: 0.426 (1, 5)		0-0 5-3		0-0 F7		0-0 F8		0-0 F9		4	0	0	0	0	0	3
Jim Wohlford, R OBP: 0.333, SLG: 0.625 (1, 9)		0-3 K			4-0 1B 5-3 BB	0-0 6-3			0-0 WP BB HR 1B	3	2	1	0	1	1	0
Jeff Ransom, R OBP: 0.286, SLG: 0.200 (1, 2)		0-0 5-3			0-0 2B 1B		0-0 P4		4-0 WP HR BB	3	2	1	0	1	0	0
Johnnie LeMaster, R OBP: 0.271, SLG: 0.160 (1, 6)			0-0 6-3		0-0 5-3		0-0 F9		0-0 HR	3	0	0	1	0	0	1
Reggie Smith, S OBP: 0.328, SLG: 0.382 (9, PH)					3-H 2B BB		0-0 F9		1-H 2-H	1	1	1	3	0	0	0
Rich Gale, R (1, 1)			0-0 5-3							1	0	0	0	1	0	0
Jose Barrios, R (7, PH)										1	0	0	0	0	0	0
Fred Breining, R (8, 1)										0	0	0	0	0	0	0

Inning Stats	R: 0	H: 1	E: 0	LOB: 1	K: 0	BB: 0	S: 4	R: 0	H: 0	E: 0	LOB: 0	K: 1	BB: 0	S: 5	R: 0	H: 0	E: 0	LOB: 0	K: 0	BB: 0	S: 3	R: 0	H: 0	E: 0	LOB: 1	K: 0	BB: 1	S: 3	R: 2	H: 2	E: 0	LOB: 2	K: 0	BB: 2	S: 5	R: 0	H: 0	E: 0	LOB: 0	K: 0	BB: 0	S: 3	R: 0	H: 1	E: 0	LOB: 2	K: 0	BB: 1	S: 4	R: 3	H: 2	E: 0	LOB: 0	K: 0	BB: 1	S: 2	1B: 2	SF: 0	2B: 3	SAC: 0	3B: 0	DP: 0	HR: 1	HBP: 0
--------------	------	------	------	--------	------	-------	------	------	------	------	--------	------	-------	------	------	------	------	--------	------	-------	------	------	------	------	--------	------	-------	------	------	------	------	--------	------	-------	------	------	------	------	--------	------	-------	------	------	------	------	--------	------	-------	------	------	------	------	--------	------	-------	------	-------	-------	-------	--------	-------	-------	-------	--------

PITCHER	IP	WLS	BF	H	R	ER	SO	BB	IBB	HBP	BLK	WP	HR	S	P	ERA	WHIP
Mike Scott, R (1, 1) ERA: 2.81	6.0		24	3	2	2	1	3	0	0	0	0	0	23	35	3.00	1.000
Craig Swan, R (7, 1) ERA: 2.38	1.2		6	1	0	0	0	0	0	0	0	0	0	6	6	0.00	0.600
Pete Falcone, L (8, 1) ERA: 3.72	0.1		4	1	2	2	0	2	0	0	0	0	0	2	10	54.00	9.000
Neil Allen, R (9, 1) ERA: 1.35	0.0	L	1	1	1	1	0	0	0	0	0	1	1	1	1	∞	∞

BOTTOM


New York Mets @ San Francisco Giants
Candlestick Park, San Francisco, CA

Fri Apr 30 1982, 10:05 PM EDT
Att. 5,961 - Unknown

livebaseballscorecards.com

AB	30
R	5
H	6
RBI	5
BB	5
SO	1
LOB	11

WP: 1 PA: 35
PB: 0
SB: 0
CS: 0



Batter	1	2	3	4	5	6	7	8	9	AB R H RBI BB SO LOB	TOP
Bob Bailor, R (1, 4) <small>OBP: 0.289, SLG: 0.333</small> Mike Jorgensen, L (9, PH) <small>OBP: 0.417, SLG: 0.300</small>	4-0 2B BB		0-0 E6 SH		0-0 F3		0-3 K		0-0 WP 1B	3 1 0 0 1 1 0 1 0 1 1 0 0 0	New York Mets @ San Francisco Giants Candlestick Park, San Francisco, CA Sat May 01 1982, 6:33 AM EDT Att. 6,466 - Unknown
John Stearns, R (1, 2) <small>OBP: 0.333, SLG: 0.479</small>	0-0 BLK 4-3		0-0 SH G6-4-3		0-0 F7		0-0 6-3	0-0 F8	4 1 1 1 0 0 1		
George Foster, R (1, 7) <small>OBP: 0.271, SLG: 0.324</small>	0-0 4-3		0-3 K		0-0 1B		0-0 F9	4-0 BB	4 0 1 1 1 1 2		
Dave Kingman, R (1, 3) <small>OBP: 0.338, SLG: 0.630</small>	0-0 6-3		0-0 G6-4-3 1-2f		0-3 K		0-0 1B	0-0 F3	5 0 1 0 0 1 5		
Ellis Valentine, R (1, 9) <small>OBP: 0.286, SLG: 0.292</small>	0-0 F7			0-0 1B		0-0 5-3		0-0 1B	4 0 2 0 0 0 0		
Joel Youngblood, R (1, 8) <small>OBP: 0.275, SLG: 0.410</small>		0-0 F9		0-3 K		0-0 2B		0-0 F9	4 0 1 0 0 1 3		
Hubie Brooks, R (1, 5) <small>OBP: 0.349, SLG: 0.292</small>		0-0 5-3		0-0 1-2 1B		0-0 6-3		0-0 P3	4 0 1 0 0 0 3		
Ron Gardenhire, R (1, 6) <small>OBP: 0.375, SLG: 0.368</small> Jesse Orosco, R (6, 1) <small>OBP: 0.250, SLG: 0.118</small> Rusty Staub, L (9, PH) <small>OBP: 0.250, SLG: 0.118</small>		4-0 BB		0-0 F7		0-0 6-3		0-0 F7	2 0 0 0 1 0 3 0 0 0 0 0 0 0 1 0 0 0 0 0 0		
Pat Zachry, R (1, 1) Wally Backman, S (6, 4) <small>OBP: 0.365, SLG: 0.458</small>		0-3 K		0-0 1-3		0-0 6-3		0-0 1B 2B	2 0 0 0 0 1 3 2 1 1 0 0 0 0		
Inning Stats	R: 2 H: 1 E: 0 LOB: 0 K: 0 BB: 1 S: 4 P: 8	R: 0 H: 0 E: 0 LOB: 1 K: 1 BB: 1 S: 5 P: 9	R: 0 H: 0 E: 2 LOB: 1 K: 1 BB: 0 S: 6 P: 6	R: 0 H: 2 E: 0 LOB: 2 K: 1 BB: 0 S: 7 P: 7	R: 0 H: 1 E: 0 LOB: 1 K: 1 BB: 0 S: 6 P: 6	R: 0 H: 1 E: 0 LOB: 1 K: 0 BB: 0 S: 4 P: 4	R: 0 H: 0 E: 0 LOB: 0 K: 1 BB: 0 S: 5 P: 5	R: 0 H: 2 E: 0 LOB: 2 K: 0 BB: 0 S: 5 P: 5	R: 1 H: 2 E: 0 LOB: 2 K: 0 BB: 1 S: 5 P: 9	1B: 6 SF: 0 2B: 3 SAC: 1 3B: 0 DP: 1 HR: 0 HBP: 0	
PITCHER Atlee Hammaker, L (1, 1) <small>ERA: 6.0</small> Jim Barr, R (6, 1) <small>ERA: 4.0</small> Greg Minton, R (9, 1) <small>ERA: 1.32</small>	IP WLS BF H R ER SO BB IBB HBP BLK WP HR S P ERA WHIP 5.0 W 22 4 2 2 4 2 0 0 0 1 0 0 28 36 3.60 1.200 3.1 15 5 1 1 1 0 0 0 0 0 0 0 17 17 2.70 1.500 0.2 S 3 0 0 0 0 0 1 0 0 0 1 0 2 6 0.00 1.500	PITCHER IP WLS BF H R ER SO BB IBB HBP BLK WP HR S P ERA WHIP									

livebaseballscorecards.com

AB	36
R	3
H	9
RBI	3
BB	3
SO	5
LOB	20



Batter	1	2	3	4	5	6	7	8	9
Chili Davis, S OBP: 0.375, SLG: 0.413 (1, 8)	0-0 CS 1B	0-0 P6		0-0 CS 1B	0-0 4-3			0-0 1-2 1B	
Joe Morgan, L OBP: 0.369, SLG: 0.386 (1, 4)	0-3 K 1-2	0-3 K		0-0 F8 1-2 3-H			0-3 K	0-0 F7 2-3	
Champ Summers, L OBP: 0.369, SLG: 0.400 (1, 7)	4-0 BB		0-0 G3		0-0 F8		0-0 P5	0-0 F8	
Reggie Smith, S OBP: 0.338, SLG: 0.379 (1, 3) Jose Barrios, R (7, 3)	0-3 K		4-0 BB BB		0-0 BB 1B		0-0 4-3		
Darrell Evans, L OBP: 0.369, SLG: 0.414 (1, 5)		4-0 1B E BB		0-0 F7			0-0 F8	4-0 FC1-6 BB	
Dave Bergman, L OBP: 0.346, SLG: 0.455 (1, 9)		0-0 E 1B 1-3		4-0 1-2 BB		4-0 1B 2B BB		0-0 FC1-6 BLK 1-2f	
Jeff Ransom, R OBP: 0.282, SLG: 0.206 (1, 2)		0-0 FC 1B 1-3 3-H		0-0 P4		0-0 2B 1B 1-3 2-H		0-0 P6 1-2	
Johnnie LeMaster, R OBP: 0.302, SLG: 0.189 (1, 6)		0-0 1B 1-2 3-H		0-0 1B S CS 1B		4-0 2B IBB		0-3 K	
Atlee Hammaker, S (1, 1) Duane Kuiper, L (5, PH) Jim Barr, R (6, 1) Greg Minton, S (9, 1)		0-0 P1		0-3 K 1-2		0-0 2B 1-3 2-H 3-H		0-0 F7 1B 1B	

Inning Stats	R: 0	H: 1	E: 0	LOB: 1	K: 2	S: 7	P: 11	R: 2	H: 2	E: 1	LOB: 2	K: 1	S: 8	P: 12	R: 0	H: 0	E: 0	LOB: 2	K: 0	S: 3	P: 11	R: 1	H: 2	E: 0	LOB: 0	K: 1	S: 6	P: 6	R: 3	H: 3	E: 0	LOB: 2	K: 0	S: 6	P: 14	R: 0	H: 0	E: 0	LOB: 0	K: 1	S: 5	P: 5	R: 0	H: 0	E: 0	LOB: 1	K: 1	S: 5	P: 9	R: 0	H: 2	E: 0	LOB: 1	K: 0	S: 4	P: 4
1B: 9	SF: 0	2B: 2	SAC: 0	3B: 0	DP: 1	HR: 0	HBP: 0	WP: 0	PA: 39	1B: 9	SF: 0	2B: 2	SAC: 0	3B: 0	DP: 1	HR: 0	HBP: 0	WP: 0	PA: 39	1B: 9	SF: 0	2B: 2	SAC: 0	3B: 0	DP: 1	HR: 0	HBP: 0	WP: 0	PA: 39	1B: 9	SF: 0	2B: 2	SAC: 0	3B: 0	DP: 1	HR: 0	HBP: 0	WP: 0	PA: 39	1B: 9	SF: 0	2B: 2	SAC: 0	3B: 0	DP: 1	HR: 0	HBP: 0	WP: 0	PA: 39							


BOTTOM

New York Mets @ San Francisco Giants
Candlestick Park, San Francisco, CA

Sat May 01 1982, 6:33 AM EDT
Att. 6,466 - Unknown

livebaseballscorecards.com

AB	32
R	6
H	10
RBI	4
BB	7
SO	6
LOB	23



Batter	1	2	3	4	5	6	7	8	9	AB R H RBI BB SO LOB	TOP		
Mookie Wilson, S (1, 8) OBP: 0.306, SLG: 0.426	0-0 G3		0-0 FC4-6 1B		0-0 FC3-6 1B		0-0 FC4-6		0-0 FC4	5 0 1 0 0 0 3	New York Mets @ San Francisco Giants Candlestick Park, San Francisco, CA Sun May 02 1982, 6:33 AM EDT Unknown		
Bob Bailor, R (1, 5) OBP: 0.306, SLG: 0.348 Pete Falcone, L (7, 1) Rusty Staub, L (9, PH) OBP: 0.238, SLG: 0.111	0-0 S 1B		0-0 1B		0-0 FC3-6		0-0 F8		0-0 5-3	4 0 2 0 0 0 2 0 0 0 0 0 0 0 1 0 0 0 0 0 1			
George Foster, R (1, 7) OBP: 0.270, SLG: 0.321	0-3 K 1-2		0-0 1-3		0-0 F9			0-0 G1-5-3 E 1B		4 0 1 0 0 1 4			
Dave Kingman, R (1, 3) OBP: 0.321, SLG: 0.597	0-3 K			0-0 E6 G5-4-3 1B	0-0 F3			0-0 E6 G1-5-3 HR		4 2 0 0 0 1 3			
Ellis Valentine, R (1, 9) OBP: 0.283, SLG: 0.288		0-3 K		0-0 G5-4-3 1B		0-0 F7		0-0 G1-5-3 1-2 2-3f		4 0 1 0 0 1 2			
John Stearns, R (1, 2) OBP: 0.329, SLG: 0.507		0-3 K		0-0 G5-4-3 1-2f 2-3		0-0 F9		0-0 HR		4 1 1 2 0 1 2			
Ron Gardenhire, R (1, 4) OBP: 0.368, SLG: 0.361		0-0 6-3		0-0 1B 3-H		0-0 F3		0-0 5-3		4 0 1 1 0 0 0			
Tom Verzyer, R (1, 6) OBP: 0.500, SLG: 0.600 Gary Rajsich, L (9, PH) OBP: 0.310, SLG: 0.308			0-0 FC4-6 1B	0-0 1-3 1B		0-0 FC4-6 1B			0-0 F7	3 0 3 0 0 0 0 1 0 0 0 0 0 0			
Ed Lynch, R (1, 1) Joel Youngblood, R (4, PH) OBP: 0.268, SLG: 0.400 Jesse Orosco, R (4, 1) Wally Backman, S (7, PH) OBP: 0.370, SLG: 0.460			0-3 K	0-0 L5			0-3 K		0-0 FC4 1B	1 0 0 0 0 1 1 1 0 0 0 0 0 2 0 0 0 0 0 0 0 2 0 1 0 0 1 1			
Inning Stats	R: 0 H: 1 E: 0 LOB: 1 K: 2 BB: 0 S: 8 P: 8	R: 0 H: 0 E: 0 LOB: 0 K: 2 BB: 0 S: 7 P: 7	R: 0 H: 2 E: 0 LOB: 2 K: 1 BB: 0 S: 7 P: 7	R: 1 H: 3 E: 1 LOB: 2 K: 0 BB: 0 S: 6 P: 6	R: 0 H: 1 E: 0 LOB: 1 K: 0 BB: 0 S: 4 P: 4	R: 0 H: 0 E: 0 LOB: 0 K: 0 BB: 0 S: 3 P: 3	R: 0 H: 1 E: 0 LOB: 1 K: 1 BB: 0 S: 6 P: 6	R: 2 H: 2 E: 1 LOB: 0 K: 0 BB: 0 S: 5 P: 5	R: 0 H: 1 E: 0 LOB: 1 K: 0 BB: 0 S: 4 P: 4	1B: 10 SF: 0 2B: 0 SAC: 0 3B: 0 DP: 2 HR: 1 HBP: 0		WP: 0 PA: 38 PB: 0 SB: 1 CS: 0	
PITCHER	IP WLS BF H R ER SO BB IBB HBP BLK WP HR S P ERA WHIP											PITCHER	IP WLS BF H R ER SO BB IBB HBP BLK WP HR S P ERA WHIP
Al Holland, L (1, 1) ERA: 3.22	7.0 W 30 9 2 1 6 0 0 0 0 0 0 0 42 42 1.29 1.286												
Greg Minton, R (8, 1) ERA: 1.72	2.0 S 8 2 1 0 0 0 0 0 0 0 0 0 1 8 8 0.00 1.000												

livebaseballscorecards.com

AB	38
R	3
H	11
RBI	3
BB	0
SO	6
LOB	21



Batter	1	2	3	4	5	6	7	8	9	AB	R	H	RBI	BB	SO	LOB
Chili Davis, S OBP: 0.380, SLG: 0.449 (1, 8)	0-0 HR	4-0 2B 1-2 BB		0-3 K			0-3 K			3	1	1	1	1	2	0
Duane Kuiper, L OBP: 0.375, SLG: 0.405 (1, 4)	0-0 F7	0-0 2B 1-3 2-H 3-H			0-0 6-3		0-0 1B			4	0	2	2	0	0	0
Champ Summers, L OBP: 0.375, SLG: 0.382 (1, 7)	0-0 4-3	0-0 G3			0-0 1B FC5-4		0-0 F9			4	0	1	0	0	0	3
Jack Clark, R OBP: 0.320, SLG: 0.302 (9, 9)										0	0	0	0	0	0	0
Reggie Smith, S OBP: 0.338, SLG: 0.377 (1, 3)	0-0 P6		0-0 1B		0-3 K			0-3 K		3	0	1	0	0	1	1
Jose Barrios, R (8, 3)										1	0	0	0	0	1	0
Darrell Evans, L OBP: 0.364, SLG: 0.446 (1, 5)		0-0 HR	0-0 F8		0-0 FC5-4 1-2f			0-0 4-1		4	1	1	1	0	0	2
Dave Bergman, L OBP: 0.333, SLG: 0.423 (1, 9)		0-0 1B 2B 3-1 1B	0-0 F8		0-0 F8		0-0 F8		0-3 K	4	1	1	0	0	1	1
(9, 7)																
Milt May, L OBP: 0.391, SLG: 0.512 (1, 2)		0-0 3-1 1-2	0-0 F7		0-3 K		0-0 K			3	0	0	0	0	1	2
Johnnie LeMaster, R OBP: 0.303, SLG: 0.196 (1, 6)		0-0 2B 1B 2-3		0-3 K		0-0 6-3				3	1	1	0	0	1	0
Al Holland, R OBP: 0.077, SLG: 0.077 (1, 1)		0-0 P2		0-3 K			0-0 P3			3	0	0	0	0	1	2
Greg Minton, S (8, 1)										0	0	0	0	0	0	0

Inning Stats	R: 1	H: 1	E: 0	K: 0	S: 4	LOB: 0	BB: 0	P: 4	R: 3	H: 4	E: 0	K: 0	S: 7	LOB: 2	BB: 1	P: 11	R: 0	H: 1	E: 0	K: 0	S: 4	LOB: 1	BB: 0	P: 4	R: 0	H: 0	E: 0	K: 3	S: 9	LOB: 0	BB: 0	P: 9	R: 0	H: 1	E: 0	K: 1	S: 6	LOB: 1	BB: 0	P: 6	R: 0	H: 0	E: 0	K: 1	S: 5	LOB: 0	BB: 0	P: 5	R: 0	H: 1	E: 0	K: 1	S: 6	LOB: 1	BB: 0	P: 6	R: 0	H: 0	E: 0	K: 2	S: 7	LOB: 0	BB: 0	P: 7
--------------	------	------	------	------	------	--------	-------	------	------	------	------	------	------	--------	-------	-------	------	------	------	------	------	--------	-------	------	------	------	------	------	------	--------	-------	------	------	------	------	------	------	--------	-------	------	------	------	------	------	------	--------	-------	------	------	------	------	------	------	--------	-------	------	------	------	------	------	------	--------	-------	------

PITCHER	IP	WLS	BF	H	R	ER	SO	BB	IBB	HBP	BLK	WP	HR	S	P	ERA	WHIP
Ed Lynch, R ERA: 2.7 (1, 1)	3.0	L	16	6	4	4	0	1	0	0	0	0	2	15	19	12.00	2.333
Jesse Orosco, L ERA: 2.18 (4, 1)	3.0		10	1	0	0	5	0	0	0	0	0	0	20	20	0.00	0.333
Pete Falcone, L ERA: 3.38 (7, 1)	2.0		7	1	0	0	3	0	0	0	0	0	0	13	13	0.00	0.500


BOTTOM

New York Mets @ San Francisco Giants
Candlestick Park, San Francisco, CA

Sun May 02 1982, 6:33 AM EDT
Unknown

AB	32
R	4
H	8
RBI	4
BB	1
SO	8
LOB	11

livebaseballscorecards.com



WP: 0	PA: 33
PB: 0	SB: 0
CS: 0	

Batter	1	2	3	4	5	6	7	8	9	AB R H RBI BB SO LOB	TOP
Mookie Wilson, S (1, 8) OBP: 0.311, SLG: 0.434	0-0 HR 2B	0-0 F7			0-0 F8		0-0 G4-6-3 1B		0-0 4-3	5 1 2 0 0 0 3	
Wally Backman, S (1, 4) OBP: 0.345, SLG: 0.426 Ellis Valentine, R (8, 7) OBP: 0.283, SLG: 0.288	0-3 K		0-0 4-3		0-0 6-3		0-0 G4-6-3 1-2f			4 0 0 0 0 1 3 0 0 0 0 0 0 0	
George Foster, R (1, 7) OBP: 0.290, SLG: 0.390 Mike Jorgensen, L (8, 3) OBP: 0.417, SLG: 0.300	0-0 2-H HR		0-0 F8 2B		0-0 6-3			0-0 FC5-4 1B		4 1 3 2 0 0 0 0 0 0 0 0 0 0	
Dave Kingman, R (1, 3) OBP: 0.307, SLG: 0.568 Tom Verzyer, R (8, 4) OBP: 0.500, SLG: 0.600	0-3 K		0-0 F8 2-3		0-0 4-3			0-3 K		4 0 0 0 0 2 2 0 0 0 0 0 0 0	
Joel Youngblood, R (1, 9) OBP: 0.244, SLG: 0.364	0-0 1-3		0-0 4-3		0-0 P6			0-0 FC5-4 1-2f		4 0 0 0 0 0 2	
Ron Hodges, L (1, 2) OBP: 0.529, SLG: 0.429		0-0 1B S 1B		0-0 4-3		0-0 1B		0-0 G3		4 0 2 0 0 0 1	
Bob Bailor, R (1, 5) OBP: 0.321, SLG: 0.360		0-0 1-3 1B		0-0 1B		0-0 F9		0-0 4-3		4 0 2 0 0 0 1	
Ron Gardenhire, R (1, 6) OBP: 0.347, SLG: 0.338		0-0 F3		0-0 F9		0-0 6-3		0-3 K		4 0 0 0 0 1 3	
Randy Jones, R (1, 1) OBP: 0.182, SLG: 0.182 Neil Allen, R (9, 1)		0-3 K		0-3 K		0-0 1B 1B		0-0 1B		4 0 2 0 0 2 3 0 0 0 0 0 0 0	
Inning Stats	R: 2 H: 2 E: 0 LOB: 0 K: 2 BB: 0 S: 9 P: 9	R: 0 H: 2 E: 0 LOB: 2 K: 1 BB: 0 S: 7 P: 7	R: 0 H: 1 E: 0 LOB: 1 K: 0 BB: 0 S: 4 P: 4	R: 0 H: 1 E: 0 LOB: 1 K: 1 BB: 0 S: 6 P: 6	R: 0 H: 0 E: 0 LOB: 0 K: 0 BB: 0 S: 3 P: 3	R: 0 H: 1 E: 0 LOB: 1 K: 0 BB: 0 S: 4 P: 4	R: 0 H: 2 E: 0 LOB: 1 K: 0 BB: 0 S: 4 P: 4	R: 0 H: 1 E: 0 LOB: 1 K: 1 BB: 0 S: 6 P: 6	R: 0 H: 1 E: 0 LOB: 1 K: 1 BB: 0 S: 6 P: 6	1B: 8 SF: 0 2B: 2 SAC: 0 3B: 0 DP: 1 HR: 1 HBP: 0	WP: 0 PA: 37 PB: 0 SB: 1 CS: 0
PITCHER	IP WLS BF H R ER SO BB IBB HBP BLK WP HR S P ERA WHIP										
Bill Laskey, R (1, 1) ERA: 1.08	7.0 L 29 9 2 2 4 0 0 0 0 0 0 1 37 37 2.57 1.286										
Fred Breining, R (8, 1) ERA: 4.05	2.0 8 2 0 0 2 0 0 0 0 0 0 0 12 12 0.00 1.000										

New York Mets @ San Francisco Giants
Candlestick Park, San Francisco, CA
 Sun May 02 1982, 6:38 AM EDT
 Att. 20,543 - Unknown

livebaseballscorecards.com

AB	37
R	2
H	11
RBI	2
BB	0
SO	6
LOB	18



Batter	1	2	3	4	5	6	7	8	9	AB	R	H	RBI	BB	SO	LOB
Guy Sularz, R (1, 6) OBP: 0.348, SLG: 0.333 Milt May, L (9, PH) OBP: 0.383, SLG: 0.500	0-0 P4 BB	4-0 FC6 BB			0-0 F7		0-0 FC1-6 1-2f		0-0 G6-4-3 1-2f	3	0	0	0	1	0	1
Joe Morgan, L (1, 4) OBP: 0.362, SLG: 0.377	0-0 FC6-4 1B	0-0 FC6 1-2f			0-0 4-3		0-0 G4-6-3 1-2f			4	0	1	0	0	0	4
Chili Davis, S (1, 8) OBP: 0.375, SLG: 0.439	0-0 FC6-4 1-2f		0-0 5-3		0-0 FC6-4 1B			0-0 F9		4	0	1	0	0	0	1
Jack Clark, R (1, 9) OBP: 0.316, SLG: 0.288	4-0 1-2 BB		0-3 K		0-0 FC6-4 1-2f			0-0 4-3		3	0	0	0	1	1	1
Darrell Evans, L (1, 5) OBP: 0.359, SLG: 0.436	0-3 K		0-0 P5			0-3 K		0-0 FC5-4 1B		4	0	1	0	0	2	2
Jose Barrios, R (1, 3) OBP: 0.200, SLG: 0.200		0-0 2B 1B		0-0 F9		0-0 1B 1B		0-0 FC5-4 1-2f		4	0	2	0	0	0	1
Jim Wohlford, R (1, 7) OBP: 0.538, SLG: 0.833		0-0 1-3 2B		0-0 1B		0-0 1-3 1B		0-0 G6-4-3 1B		4	0	4	0	0	0	0
Jeff Ransom, R (1, 2) OBP: 0.262, SLG: 0.189 Reggie Smith, S (9, PH) OBP: 0.333, SLG: 0.371	0-0 P4	0-0 P4		0-0 F9		0-0 G6-4-3 1-2f			0-3 K	3	0	0	0	0	0	5
Bill Laskey, R (1, 1) OBP: 0.167, SLG: 0.167 Duane Kuiper, L (7, PH) OBP: 0.390, SLG: 0.405 Fred Breining, R (8, 1) Dave Bergman, L (9, PH) OBP: 0.355, SLG: 0.423	0-0 1-3	0-0 1-3		0-3 K			1-0 FC1-6 HBP		4-0 G6-4-3 1-2	2	0	0	0	0	1	3
										0	0	0	0	0	0	0
										0	0	0	0	0	0	0
										0	0	0	0	0	0	0
										0	0	0	0	1	0	0

Inning Stats	R: 0	H: 1	E: 0	K: 1	S: 6	R: 0	H: 2	E: 0	K: 0	S: 5	R: 0	H: 0	E: 0	K: 1	S: 5	R: 0	H: 1	E: 0	K: 1	S: 6	R: 0	H: 2	E: 0	K: 1	S: 6	R: 0	H: 1	E: 0	K: 0	S: 4	R: 0	H: 2	E: 0	K: 1	S: 6	R: 0	H: 0	E: 0	K: 0	S: 2	R: 0	H: 1	E: 0	K: 0	S: 4	R: 0	H: 1	E: 0	K: 1	S: 5	1B: 8	2B: 1	3B: 0	HR: 0	SF: 0	SAC: 0	DP: 3	HBP: 1	WP: 0	PA: 37
PITCHER	IP	WLS	BF	H	R	ER	SO	BB	IBB	HBP	BLK	WP	HR	S	P	ERA	WHIP																																											
Randy Jones, L (1, 1) ERA: 2.79	8.0	W	34	9	0	0	4	2	0	1	0	0	0	39	48	0.00	1.375																																											
Neil Allen, R (9, 1) ERA: 1.26	1.0	S	3	0	0	0	1	1	0	0	0	0	0	4	8	0.00	1.000																																											

BOTTOM

New York Mets @ San Francisco Giants
Candlestick Park, San Francisco, CA

livebaseballscores.com

AB 33
R 0
H 9
RBI 0
BB 3
SO 5
LOB 21



WP: 0 **PA: 37**
PB: 0
SB: 0
CS: 0

Sun May 02 1982, 6:38 AM EDT
Att. 20,543 - Unknown

Batter	1	2	3	4	5	6	7	8	9	10	11	12	AB R H RBI BB SO LOB	TOP		
Mookie Wilson, S (1, 8) OBP: 0.321, SLG: 0.438	L5-4 1B		E S 1B		F7		1-2 3-H 1B		FC6-4 1-2f		FC6-4 1-2f		6 0 3 2 0 0 3	<p>New York Mets @ Los Angeles Dodgers Dodger Stadium, Los Angeles, CA</p> <p>Mon May 03 1982, 7:05 PM PDT Att. 33,349 - Unknown</p> <p>livebaseballscorecards.com</p>		
Wally Backman, S (1, 4) OBP: 0.371, SLG: 0.429			4-0 BB			PB S 1B BB	K			4-3	4-3		2 1 1 0 2 1 2			
Tom Verzyer, R (7, 4) OBP: 0.500, SLG: 0.600			G5-4-3 BB										0 0 0 0 0 0 0			
Rusty Staub, L (10, PH) OBP: 0.227, SLG: 0.105			1-3										1 0 0 0 0 0 0			
Bob Bailor, R (10, 4) OBP: 0.315, SLG: 0.353	1-2 1B												1 0 0 0 0 0 2			
George Foster, R (1, 7) OBP: 0.293, SLG: 0.386	L5-4 2-3		G5-4-3 1-2f				K	K		FC6-5 1B		1B SH1-3 1B	6 1 2 0 0 2 7			
Dave Kingman, R (1, 3) OBP: 0.301, SLG: 0.547	K							P3		FC6-5 1B		SH1-3	5 0 1 0 0 2 2			
Joel Youngblood, R (1, 9) OBP: 0.255, SLG: 0.360		5-3											6 1 2 1 0 1 2			
John Stearns, R (1, 2) OBP: 0.341, SLG: 0.500													5 1 2 0 0 0 3			
Hubie Brooks, R (1, 5) OBP: 0.359, SLG: 0.308													6 1 3 2 0 1 2			
Ron Gardenhire, R (1, 6) OBP: 0.338, SLG: 0.329													5 1 1 1 0 0 2			
Charlie Puleo, R (1, 1) OBP: 0.200, SLG: 0.200													2 0 1 0 0 1 0			
Craig Swan, R (7, 1) OBP: 0.200, SLG: 0.200													0 0 0 0 0 0 0			
Pete Falcone, L (8, 1) OBP: 0.200, SLG: 0.200													0 0 0 0 0 0 0			
Neil Allen, R (8, 1) OBP: 0.200, SLG: 0.200													1 0 1 0 0 0 0			
Mike Jorgensen, L (11, PH) OBP: 0.200, SLG: 0.200													0 0 0 0 1 0 0			
Ed Lynch, R (11, 1) OBP: 0.200, SLG: 0.200													1 0 0 0 0 0 1			
Inning Stats	R: 0 H: 2 E: 0 LOB: 1 K: 1 BB: 0 S: 6 P: 6	R: 0 H: 1 E: 0 LOB: 0 K: 1 BB: 0 S: 5 P: 5	R: 1 H: 2 E: 0 LOB: 1 K: 0 BB: 1 S: 4 P: 8	R: 0 H: 1 E: 0 LOB: 1 K: 2 BB: 0 S: 8 P: 8	R: 0 H: 0 E: 0 LOB: 0 K: 1 BB: 0 S: 5 P: 5	R: 1 H: 1 E: 0 LOB: 1 K: 1 BB: 1 S: 6 P: 10	R: 1 H: 3 E: 0 LOB: 2 K: 2 BB: 0 S: 10 P: 10	R: 0 H: 0 E: 0 LOB: 0 K: 0 BB: 0 S: 3 P: 3	R: 0 H: 1 E: 0 LOB: 1 K: 0 BB: 0 S: 4 P: 4	R: 0 H: 2 E: 0 LOB: 2 K: 0 BB: 0 S: 5 P: 5	R: 0 H: 1 E: 0 LOB: 2 K: 0 BB: 1 S: 4 P: 8	R: 3 H: 3 E: 0 LOB: 1 K: 0 BB: 0 S: 6 P: 7	1B: 17 SF: 0 2B: 1 SAC: 3 3B: 0 DP: 2 HR: 0 HBP: 1	WP: 0 PA: 54 PB: 2 SB: 3 CS: 1		
PITCHER	IP WLS BF H R ER SO BB IBB HBP BLK WP HR S P ERA WHIP															
Burt Hooton, R (1, 1) ERA: 3.35	6.1	28	10	3	3	3	6	2	0	0	0	0	0	0	4.26	1.895
Alejandro Pena, R (7, 1) ERA: 1.32	0.2	2	0	0	0	0	2	0	0	0	0	0	0	0	0.00	0.000
Tom Niedenfuer, R (8, 1) ERA:	4.0	17	4	0	0	0	0	1	0	0	0	0	0	0	0.00	1.000
Terry Forster, L (12, 1) ERA: 6.55	0.1	L 4	2	3	3	0	0	0	0	1	0	0	0	81.00	6.000	
Steve Howe, L (12, 1) ERA: 6.1	0.2	3	1	0	0	0	0	0	0	0	0	0	0	0.00	1.500	



Batter	1	2	3	4	5	6	7	8	9	AB	R	H	RBI	BB	SO	LOB
--------	---	---	---	---	---	---	---	---	---	----	---	---	-----	----	----	-----

TOP

Mookie Wilson, S (1, 8) OBP: 0.345, SLG: 0.459	0-0 F9 BB 1B		0-0 S 1B 1B		0-0 1B 1B			0-0 5-3 1B		4	1	4	0	0	0	0
Bob Bailor, R (1, 4) OBP: 0.310, SLG: 0.345	0-0 F8		0-3 K 1-2		0-0 G6-4-3 1B			0-0 5-3 1-2		4	0	1	0	0	1	3
George Foster, R (1, 7) OBP: 0.291, SLG: 0.374	4-0 FC4-6 1-2 BB		0-3 K		0-0 G6-4-3 1-2f			0-0 5-3		3	0	0	0	1	1	4
Dave Kingman, R (1, 3) OBP: 0.309, SLG: 0.539	0-0 F9 2-3		0-0 1B		0-0 P4			4-0 IBB		3	0	1	1	1	0	2
Ellis Valentine, R (1, 9) OBP: 0.263, SLG: 0.268	0-0 FC4-6 1-2f		0-0 P4		0-0 F9			0-0 F7		4	0	0	0	0	0	5
John Stearns, R (1, 2) OBP: 0.326, SLG: 0.476			0-3 K		0-3 K			0-0 F7		4	0	0	0	0	2	0
Hubie Brooks, R (1, 5) OBP: 0.354, SLG: 0.317			0-0 5-3		0-0 F9			0-0 2-3		4	0	1	0	0	0	0
Ron Gardenhire, R (1, 6) OBP: 0.333, SLG: 0.315			4-0 BB		0-0 6-3			0-0 6-3		3	0	0	0	1	0	1
Mike Scott, R (1, 1) OBP: 0.133, SLG: 0.143			0-3 K		0-3 K			0-0 F8		3	0	0	0	0	2	1
Joel Youngblood, R (9, PH) OBP: 0.250, SLG: 0.353										1	0	0	0	0	1	1
Neil Allen, R (9, 1) OBP: 1.000, SLG: 1.000										0	0	0	0	0	0	0

New York Mets @ Los Angeles Dodgers
Dodger Stadium, Los Angeles, CA

Tue May 04 1982, 7:05 PM PDT
Att. 36,718 - Unknown

livebaseballscorecards.com

AB	33
R	1
H	7
RBI	1
BB	3
SO	7
LOB	17



Inning Stats	R: 0 E: 0 K: 0 S: 4	H: 1 LOB: 2 BB: 1 P: 8	R: 0 E: 0 K: 2 S: 7	H: 0 LOB: 1 BB: 1 P: 11	R: 1 E: 0 K: 2 S: 9	H: 2 LOB: 1 BB: 0 P: 9	R: 0 E: 0 K: 1 S: 5	H: 0 LOB: 0 BB: 0 P: 5	R: 0 E: 0 K: 1 S: 6	H: 2 LOB: 1 BB: 0 P: 6	R: 0 E: 0 K: 0 S: 3	H: 0 LOB: 0 BB: 0 P: 3	R: 0 E: 0 K: 0 S: 3	H: 0 LOB: 0 BB: 0 P: 3	R: 0 E: 0 K: 0 S: 4	H: 1 LOB: 2 BB: 1 P: 8	R: 0 E: 0 K: 1 S: 6	H: 1 LOB: 1 BB: 0 P: 6	1B: 6 2B: 1 3B: 0 HR: 0	SF: 0 SAC: 0 DP: 1 HBP: 0	WP: 0 PB: 0 SB: 1 CS: 0	PA: 36
--------------	------------------------------	---------------------------------	------------------------------	----------------------------------	------------------------------	---------------------------------	------------------------------	---------------------------------	------------------------------	---------------------------------	------------------------------	---------------------------------	------------------------------	---------------------------------	------------------------------	---------------------------------	------------------------------	---------------------------------	----------------------------------	------------------------------------	----------------------------------	--------

PITCHER Fernando Valenzuela, L (1, 1) ERA: 2.4	IP 9.0 WLS W BF 36 H 7 R 1 ER 1 SO 7 BB 2 IBB 1 HBP 0 BLK 0 WP 0 HR 0 S 47 P 59 ERA 1.00 WHIP 1.000	PITCHER	IP	WLS	BF	H	R	ER	SO	BB	IBB	HBP	BLK	WP	HR	S	P	ERA	WHIP
--	---	---------	----	-----	----	---	---	----	----	----	-----	-----	-----	----	----	---	---	-----	------

Batter	1	2	3	4	5	6	7	8	9	AB R H RBI BB SO LOB	TOP										
Chili Davis, S OBP: 0.382, SLG: 0.442 (1, 8)	0-0 F8		0-0 F8		0-0 6-3		4-0 BB		0-0 2B	4 0 1 2 1 0 0											
Joe Morgan, L OBP: 0.361, SLG: 0.384 (1, 4)	0-0 4-3		0-0 F9		4-0 BB		0-0 F8		0-0 3-1	4 0 0 0 1 0 2											
Jim Wohlford, R OBP: 0.455, SLG: 0.619 (1, 7)	0-0 F9			0-0 BB 2B 1B	0-0 F7			0-3 K		4 1 1 0 0 1 1											
Darrell Evans, L OBP: 0.362, SLG: 0.437 (1, 5)		0-0 F7		4-0 BB 2B	0-0 P6			0-0 F5		3 1 0 0 1 0 1											
Jack Clark, R OBP: 0.304, SLG: 0.291 (1, 9)		0-0 1B 1B		0-0 BB 4-3 1B 2B	0-0 F8			0-3 K		4 1 2 2 0 1 0											
Jose Barrios, R OBP: 0.200, SLG: 0.158 Dave Bergman, L OBP: 0.364, SLG: 0.407 (1, 3) (9, 3)		0-0 1B		0-3 K	0-0 5-3			4-0 PB 1B BB 2B		3 1 1 0 1 1 1 0 0 0 0 0 0 0											
Milt May, L OBP: 0.327, SLG: 0.420 (1, 2)		0-0 F8		0-0 2-3 4-3	0-0 F8			0-0 F9		4 0 0 0 0 0 4											
Johnnie LeMaster, R OBP: 0.325, SLG: 0.239 (1, 6)		0-0 F9		0-0 1B		0-0 1B		0-0 PB 2B 1B		4 1 3 1 0 0 2											
Atlee Hammaker, S Duane Kuiper, L Fred Breining, R Greg Minton, S (1, 1) (7, PH) (7, 1) (8, 1)			0-0 4-3	0-3 K		0-0 G1-6-3		0-0 F1		2 0 0 0 0 1 1 1 0 0 0 0 0 1 0 0 0 0 0 0 0 1 0 0 0 0 0 2											
Inning Stats	R: 0 E: 0 K: 0 S: 3	H: 0 LOB: 0 BB: 0 P: 3	R: 0 E: 0 K: 0 S: 5	H: 2 LOB: 2 BB: 0 P: 5	R: 0 E: 0 K: 0 S: 3	H: 0 LOB: 0 BB: 0 P: 3	R: 3 E: 0 K: 2 S: 10	H: 3 LOB: 1 BB: 1 P: 14	R: 0 E: 0 K: 0 S: 3	H: 0 LOB: 0 BB: 0 P: 3	R: 0 E: 0 K: 0 S: 3	H: 1 LOB: 1 BB: 1 P: 7	R: 0 E: 0 K: 2 S: 7	H: 0 LOB: 0 BB: 0 P: 7	R: 2 E: 0 K: 0 S: 5	H: 2 LOB: 1 BB: 1 P: 9	1B: 6 2B: 2 3B: 0 HR: 0	SF: 0 SAC: 0 DP: 1 HBP: 0	WP: 0 PB: 1 SB: 0 CS: 0	PA: 38	
PITCHER Randy Jones, L Jesse Orosco, L (1, 1) (8, 1) ERA: 3.0 ERA: 2.38	IP 7.0	WLS 29	BFBF 6	H 3	R 3	ER 3	SO 2	BB 3	IBB 0	HBP 0	BLK 0	WP 0	HR 0	S 30	P 42	ERA 3.86	WHIP 1.286				
PITCHER	IP	WLS	BFBF	H	R	ER	SO	BB	IBB	HBP	BLK	WP	HR	S	P	ERA	WHIP				

San Francisco Giants @ New York Mets
 Shea Stadium, Flushing, NY
 Thu May 06 1982, 7:05 PM EDT
 Att. 10,013 - Unknown

livebaseballscorecards.com

AB	34
R	5
H	8
RBI	5
BB	4
SO	4
LOB	15



Batter	1	2	3	4	5	6	7	8	9	AB	R	H	RBI	BB	SO	LOB
Mookie Wilson, S OBP: 0.352, SLG: 0.458 (1, 8)	0-0 G3	0-0 1B			0-0 P6			4-0 BB		3	0	1	2	1	0	0
John Stearns, R OBP: 0.330, SLG: 0.463 (1, 2)	0-0 6-3	0-0 F8			0-0 L6			0-3 K		4	0	0	0	0	1	3
George Foster, R OBP: 0.270, SLG: 0.340 (1, 7)	0-0 F9				0-0 L5			0-3 K		4	0	0	0	0	1	1
Dave Kingman, R OBP: 0.312, SLG: 0.570 (1, 3)		0-0 1B			0-3 K			0-0 6-3		4	1	1	0	0	1	0
Ellis Valentine, R OBP: 0.262, SLG: 0.267 (1, 9)		0-0 F8			0-0 F2			0-0 L4-3		4	0	1	0	0	0	1
Hubie Brooks, R OBP: 0.343, SLG: 0.304 (1, 5)		4-0 1B			0-0 5-3			0-0 L4-3		3	1	0	0	1	0	1
Ron Gardenhire, R OBP: 0.337, SLG: 0.313 (1, 6)		0-0 1B			0-0 F3			0-0 5-3		3	1	1	1	0	0	0
Tom Veryzer, R OBP: 0.462, SLG: 0.538 (1, 4)		0-0 1B			0-0 L6			0-3 K		3	0	1	0	0	1	0
Mike Scott, R OBP: 0.116, SLG: 0.125 (7, 1)		0-3 K			0-3 K			0-0 F8		2	0	0	0	0	2	3
Jesse Orosco, R Ed Lynch, R Neil Allen, R Rusty Staub, P Craig Swan, R										0	0	0	0	0	0	0

Inning Stats	R: 0	H: 0	E: 0	K: 3	S: 3	H: 0	LOB: 0	BB: 0	P: 3	R: 3	H: 4	E: 0	K: 1	S: 9	R: 0	H: 0	E: 0	K: 1	S: 5	R: 0	H: 0	E: 0	K: 0	S: 3	R: 0	H: 0	E: 0	K: 1	S: 5	R: 0	H: 0	E: 0	K: 0	S: 3	R: 0	H: 0	E: 0	K: 2	S: 7	R: 0	H: 0	E: 0	K: 0	S: 3	R: 0	H: 1	E: 0	K: 0	S: 3	1B: 5	SF: 0	2B: 1	SAC: 0	3B: 0	DP: 1	HR: 0	HBP: 0	WP: 0	PA: 33
--------------	------	------	------	------	------	------	--------	-------	------	------	------	------	------	------	------	------	------	------	------	------	------	------	------	------	------	------	------	------	------	------	------	------	------	------	------	------	------	------	------	------	------	------	------	------	------	------	------	------	------	-------	-------	-------	--------	-------	-------	-------	--------	-------	--------

PITCHER	IP	WLS	BF	H	R	ER	SO	BB	IBB	HBP	BLK	WP	HR	S	P	ERA	WHIP
Al Holland, L ERA: 3.76 (1, 1)	2.0		11	4	3	3	1	1	0	0	0	0	0	12	16	13.50	2.500
Jim Barr, R ERA: 3.04 (3, 1)	4.0		12	0	0	0	2	0	0	0	0	0	0	16	16	0.00	0.000
Gary Lavelle, L ERA: 2.7 (7, 1)	1.0	W	3	0	0	0	1	0	0	0	0	0	0	5	5	0.00	0.000
Greg Minton, R ERA: 1.35 (8, 1)	2.0		7	1	0	0	2	1	0	0	0	0	0	10	14	0.00	1.000

BOTTOM

San Francisco Giants @ New York Mets
Shea Stadium, Flushing, NY
Sat May 08 1982, 3:33 AM EDT
Att. 17,448 - Unknown

livebaseballscores.com


AB	31
R	3
H	5
RBI	3
BB	2
SO	6
LOB	9



Batter	1	2	3	4	5	6	7	8	9	AB R H RBI BB SO LOB	TOP																
Chili Davis, S (1, 8) OBP: 0.376, SLG: 0.450	0-3 K		0-0 P6		0-0 HR			0-0 CS 1B	0-0 P6	5 1 2 3 0 1 1																	
Johnnie LeMaster, R (1, 6) OBP: 0.322, SLG: 0.288	0-3 K			0-0 5-3	0-0 HR			0-3 K		4 1 1 1 0 2 1																	
Tom O'Malley, L (1, 5) OBP: 0.667, SLG: 1.143	0-0 2B			0-0 1B	0-0 F8			0-0 HR		4 1 3 1 0 0 0																	
Jack Clark, R (1, 9) OBP: 0.333, SLG: 0.315	0-0 F7			0-0 F3		0-3 K		4-0 2B BB		3 0 0 0 1 1 2																	
Darrell Evans, L (1, 3) OBP: 0.364, SLG: 0.438		0-3 K		0-0 F7		0-0 4-3		0-0 1-3 2B		4 0 1 0 0 1 1																	
Jim Wohlford, R (1, 7) OBP: 0.469, SLG: 0.586		4-0 BB			0-0 1B	0-0 F8		0-0 5-3		3 0 1 0 1 0 2																	
Jeff Ransom, R (1, 2) OBP: 0.265, SLG: 0.167 Milt May, L (7, PH) OBP: 0.273, SLG: 0.344		0-0 G4-3		0-0 G1-6-3			0-3 K		0-3 K	2 0 0 0 0 0 2 2 0 0 0 0 2 0	AB 34 R 5 H 11 RBI 5 BB 3 SO 7 LOB 10																
Duane Kuiper, L (1, 4) OBP: 0.400, SLG: 0.386			0-0 CS 1B		0-0 HR 1B		0-0 F8		0-0 4-3	4 1 2 0 0 0 0																	
Alan Fowlkes, R (1, 1) OBP: 0.273, SLG: 0.200 Gary Lavelle, S (6, 1) Fred Breining, R (8, 1) Joe Morgan, L (9, PH) OBP: 0.386, SLG: 0.370 Greg Minton, S (9, 1)			0-0 P6		0-0 HR 1B		0-0 6-3		4-0 BB	2 1 1 0 0 0 1 1 0 0 0 0 0 0 0 0 0 0 0 0 0 0 0 0 0 1 0 0 0 0 0 0 0 0 0																	
Inning Stats	R: 0 E: 0 K: 2 S: 8	H: 1 LOB: 1 BB: 0 P: 8	R: 0 E: 0 K: 1 S: 4	H: 0 LOB: 0 BB: 1 P: 8	R: 0 E: 0 K: 0 S: 3	H: 1 LOB: 0 BB: 0 P: 3	R: 0 E: 0 K: 0 S: 4	H: 1 LOB: 1 BB: 0 P: 4	R: 4 E: 0 K: 0 S: 7	H: 5 LOB: 0 BB: 0 P: 7	R: 0 E: 0 K: 1 S: 5	H: 0 LOB: 0 BB: 0 P: 5	R: 0 E: 0 K: 1 S: 5	H: 0 LOB: 0 BB: 0 P: 5	R: 1 E: 0 K: 1 S: 7	H: 3 LOB: 2 BB: 1 P: 11	R: 0 E: 0 K: 1 S: 5	H: 0 LOB: 1 BB: 1 P: 9	1B: 6 2B: 2 3B: 0 HR: 3	SF: 0 SAC: 0 DP: 2 HBP: 0	WP: 1 PB: 0 SB: 0 CS: 2	PA: 37					
PITCHER	IP WLS BF H R ER SO BB IBB HBP BLK WP HR S P ERA WHIP																										
Pete Falcone, L (1, 1) ERA: 3.95	6.0		24	8	4	4	4	1	0	0	0	1	2	31	35	6.00	1.500										
Pat Zachry, R (7, 1) ERA: 5.9	1.2		8	3	1	1	2	1	0	0	0	0	1	11	15	5.40	2.400										
Craig Swan, R (8, 1) ERA: 2.05	1.1	W	5	0	0	0	1	1	0	0	0	0	0	6	10	0.00	0.750										

San Francisco Giants @ New York Mets
Shea Stadium, Flushing, NY
Sun May 09 1982, 3:33 AM EDT
Att. 15,008 - Unknown

livebaseballscorecards.com

Batter	1	2	3	4	5	6	7	8	9	AB	R	H	RBI	BB	SO	LOB	BOTTOM														
Mookie Wilson, S OBP: 0.341, SLG: 0.444 (1, 8)	K		FC4-6		FC6-4		L3			4	0	0	0	0	1	2	<p>San Francisco Giants @ New York Mets Shea Stadium, Flushing, NY Sun May 09 1982, 3:33 AM EDT Att. 15,008 - Unknown</p> <p>livebaseballscorecards.com</p> <table border="1"> <tr><td>AB</td><td>35</td></tr> <tr><td>R</td><td>6</td></tr> <tr><td>H</td><td>11</td></tr> <tr><td>RBI</td><td>6</td></tr> <tr><td>BB</td><td>0</td></tr> <tr><td>SO</td><td>8</td></tr> <tr><td>LOB</td><td>9</td></tr> </table> 	AB	35	R	6	H	11	RBI	6	BB	0	SO	8	LOB	9
AB	35																														
R	6																														
H	11																														
RBI	6																														
BB	0																														
SO	8																														
LOB	9																														
Wally Backman, S OBP: 0.371, SLG: 0.438 (1, 4) Tom Verzyer, R OBP: 0.462, SLG: 0.538 (8, 4)	K		G3		1-3		K			4	0	0	0	0	2	2															
Gary Rajsich, L OBP: 0.286, SLG: 0.281 (1, 9) Ellis Valentine, R OBP: 0.258, SLG: 0.262 (7, PH) (8, 9)	F8				G3		HR		F9	3	1	1	0	0	0	0															
Dave Kingman, R OBP: 0.310, SLG: 0.587 (1, 3)		P6			K				5-3	4	1	1	2	0	1	0															
George Foster, R OBP: 0.286, SLG: 0.349 (1, 7)		K			HR					3	1	2	0	0	1	0															
Ron Hodges, L OBP: 0.500, SLG: 0.588 (1, 2) John Stearns, R OBP: 0.327, SLG: 0.458 (8, PH) (9, 2)		F4			HR		L6		G6-4-3	3	1	1	2	0	0	1															
Hubie Brooks, R OBP: 0.348, SLG: 0.323 (1, 5)					K				G6-4-3	1	0	0	0	0	0	1															
Ron Gardenhire, R OBP: 0.344, SLG: 0.321 (1, 6)					1B				6-3	4	1	2	0	0	1	0															
Pete Falcone, L OBP: 0.125, SLG: 0.125 (1, 1) Joel Youngblood, R OBP: 0.241, SLG: 0.333 (6, PH) Pat Zachry, R (7, 1) Craig Swan, R (8, 1) Rusty Staub, L OBP: 0.240, SLG: 0.273 (9, PH)					FC2-6-5		K		F9	4	0	2	1	0	1	0															
					K					2	0	1	0	0	0	1															
					FC4-6		K			1	0	0	0	0	1	2															
					FC6-4		K			0	0	0	0	0	0	0															
					1B					0	0	0	0	0	0	0															
										1	1	1	1	0	0	0															
Inning Stats	R: 0 E: 0 K: 2 S: 7	H: 0 LOB: 0 BB: 0 P: 7	R: 0 E: 0 K: 1 S: 5	H: 0 LOB: 0 BB: 0 P: 5	R: 1 E: 0 K: 0 S: 5	H: 2 LOB: 1 BB: 0 P: 5	R: 2 E: 0 K: 2 S: 9	H: 2 LOB: 0 BB: 0 P: 9	R: 0 E: 0 K: 1 S: 6	H: 1 LOB: 1 BB: 0 P: 6	R: 2 E: 0 K: 1 S: 8	H: 4 LOB: 2 BB: 0 P: 9	R: 0 E: 0 K: 1 S: 5	H: 0 LOB: 0 BB: 0 P: 5	R: 0 E: 0 K: 0 S: 3	H: 1 LOB: 0 BB: 0 P: 3	R: 1 E: 0 K: 0 S: 3	H: 1 LOB: 0 BB: 0 P: 3	1B: 7 2B: 2 3B: 0 HR: 3	SF: 0 SAC: 0 DP: 2 HBP: 1	WP: 0 PB: 0 SB: 1 CS: 0	PA: 36 ERA WHIP									
PITCHER	IP	WLS	BF	H	R	ER	SO	BB	IBB	HBP	BLK	WP	HR	S	P	ERA	WHIP														
Alan Fowlkes, R (1, 1) ERA: 5.4	5.0		23	7	5	5	6	0	0	0	0	0	0	34	35	9.00	1.400														
Gary Lavelle, L (6, 1) ERA: 2.37	2.1		9	3	0	0	2	0	0	0	0	0	0	13	13	0.00	1.286														
Fred Breining, R (8, 1) ERA: 3.2	0.2	L	1	0	0	0	0	0	0	0	0	0	0	1	1	0.00	0.000														
Greg Minton, R (9, 1) ERA: 1.74	0.2	L	3	1	1	1	0	0	0	0	0	0	0	3	3	13.50	1.500														

Batter	1	2	3	4	5	6	7	8	9	AB R H RBI BB SO LOB	TOP
Alan Wiggins, S (1, 7) x OBP: 0.321, SLG: 0.269	0-0 F9 ①			x 0-0 F2 ①		x 0-0 F8 ③		x 0-0 1B 1-2		4 0 1 0 0 0 0	
Juan Bonilla, R (1, 4) x OBP: 0.325, SLG: 0.353	0-0 6-3 ②			x 0-0 G5-4-3 1B		x 0-0 SF8 1B		x 0-0 5-3 ③		4 1 2 0 0 0 2	
Garry Templeton, S (1, 6) x OBP: 0.273, SLG: 0.345	0-0 6-3 ③			x 0-0 G5-4-3 1-2f ② ③		x 0-0 F8 ①		x 0-0 6-3 ①		4 0 0 0 0 0 2	
Ruppert Jones, L (1, 8)		x 0-0 6-3 ①		x 0-0 P6 ①		x 0-0 E S 1B 1-3		x 0-0 4-3 ②		4 0 1 0 0 0 0	
Sixto Lezcano, R (1, 9)		x 0-0 F9 ②		SS 0-3 K ②		x 0-0 SF8 ②		x 0-0 E6 2B 1B		3 1 1 1 0 1 0	
Terry Kennedy, L (1, 2)		SS 0-3 K ③		x 0-0 1B		SS 0-3 K ③		x 0-0 2B 2-H		4 0 2 1 0 2 1	
Luis Salazar, R (1, 5)			x 0-0 6-3 ①		x 0-0 6-3 ③		x 0-0 5-3 ①	x 0-0 F8 ③		4 0 0 0 0 0 2	
Broderick Perkins, L (1, 3)			x 0-0 F7 ②		x 0-0 4-3 ①		x 0-0 6-3 ②			3 0 0 0 0 0 0	
Chris Welsh, L (1, 1)			x 0-0 L1 ③		x 0-0 4-3 ②		BBB 4-0 1B BB			2 0 0 0 1 0 0	
Eric Show, R (9, 1)										0 0 0 0 0 0 0	
Gary Lucas, L (9, 1)										0 0 0 0 0 0 0	
Inning Stats	R: 0 H: 0 E: 0 LOB: 0 K: 0 BB: 0 S: 3 P: 3	R: 0 H: 0 E: 0 LOB: 0 K: 1 BB: 0 S: 5 P: 5	R: 0 H: 0 E: 0 LOB: 0 K: 0 BB: 0 S: 3 P: 3	R: 0 H: 1 E: 0 LOB: 0 K: 0 BB: 0 S: 3 P: 3	R: 0 H: 1 E: 0 LOB: 1 K: 1 BB: 0 S: 6 P: 6	R: 0 H: 0 E: 0 LOB: 0 K: 0 BB: 0 S: 3 P: 3	R: 1 H: 2 E: 0 LOB: 1 K: 1 BB: 0 S: 7 P: 7	R: 0 H: 1 E: 0 LOB: 2 K: 0 BB: 1 S: 4 P: 8	R: 1 H: 2 E: 1 LOB: 1 K: 0 BB: 0 S: 5 P: 5	1B: 6 SF: 1 2B: 1 SAC: 0 3B: 0 DP: 1 HR: 0 HBP: 0	WP: 0 PA: 34 PB: 0 SB: 1 CS: 0
PITCHER Randy Jones, L (1, 1) ERA: 2.6	IP WLS BF H R ER SO BB IBB HBP BLK WP HR S P ERA WHIP										
	9.0 W 34 7 2 1 3 1 0 0 0 0 0 0 39 43 1.00 0.889										

San Diego Padres @ New York Mets
 Shea Stadium, Flushing, NY
 Mon May 10 1982, 7:05 PM EDT
 Att. 9,670 - Unknown

AB	32
R	2
H	7
RBI	2
BB	1
SO	3
LOB	7



BOTTOM

San Diego Padres @ New York Mets
Shea Stadium, Flushing, NY
Mon May 10 1982, 7:05 PM EDT
Att. 9,670 - Unknown

livebaseballscores.com

AB	30
R	3
H	6
RBI	3
BB	5
SO	6
LOB	12



WP:	0	PA:	36
PB:	0		
SB:	0		
CS:	0		

AB	R	H	RBI	BB	SO	LOB
----	---	---	-----	----	----	-----

4	1	1	0	0	0	0
2	0	0	1	1	0	0
3	0	2	0	1	0	0
3	0	0	0	1	1	3
4	1	1	0	0	0	4
4	0	0	0	0	3	1
2	0	0	0	1	0	0
1	0	0	0	0	0	1
3	0	1	0	0	0	1
0	0	0	0	1	0	0
0	1	0	0	0	0	0
3	0	0	0	0	2	2
1	0	1	2	0	0	0

1B:	3	SF:	1
2B:	2	SAC:	0
3B:	1	DP:	1
HR:	0	HBP:	0

Batter	1	2	3	4	5	6	7	8	9
Mookie Wilson, S OBP: 0.338, SLG: 0.453 (1, 8)	0-0 5-3 [Diamond Diagram]		0-0 SF9 [Diamond Diagram]		0-0 F6 [Diamond Diagram]			0-0 P6 [Diamond Diagram]	
John Stearns, R OBP: 0.324, SLG: 0.449 (1, 2)	4-0 [Diamond Diagram]		0-0 SF9 [Diamond Diagram]			0-0 4-3 [Diamond Diagram]		0-0 6-3 [Diamond Diagram]	
Joel Youngblood, R OBP: 0.274, SLG: 0.367 (1, 9)	4-0 [Diamond Diagram]		0-0 F8 [Diamond Diagram]			0-0 G5-3 [Diamond Diagram]		0-0 [Diamond Diagram]	
Dave Kingman, R OBP: 0.308, SLG: 0.570 (1, 3)	0-3 K [Diamond Diagram]		0-0 4-3 [Diamond Diagram]			4-0 [Diamond Diagram]		0-0 F7 [Diamond Diagram]	
Ellis Valentine, R OBP: 0.258, SLG: 0.262 (1, 7)	0-0 5-3 [Diamond Diagram]			0-0 5-3 [Diamond Diagram]		0-0 G5-3 [Diamond Diagram]			0-0 [Diamond Diagram]
Hubie Brooks, R OBP: 0.336, SLG: 0.310 (1, 5)		0-3 K [Diamond Diagram]		0-3 K [Diamond Diagram]			0-0 F8 [Diamond Diagram]		0-3 K [Diamond Diagram]
Ron Gardenhire, R OBP: 0.344, SLG: 0.314 (1, 6)		0-0 F9 [Diamond Diagram]		0-0 F5 [Diamond Diagram]			4-0 [Diamond Diagram]		0-0 6-3 [Diamond Diagram]
Rusty Staub, L OBP: 0.231, SLG: 0.261 (9, PH)							BB [Diamond Diagram]		1-2 [Diamond Diagram]
Tom Veryzer, R OBP: 0.438, SLG: 0.500 (1, 4)		0-0 [Diamond Diagram]					0-0 F8 [Diamond Diagram]		4-0 [Diamond Diagram]
George Foster, R OBP: 0.292, SLG: 0.349 (9, PH)							0-0 FC1-6 [Diamond Diagram]		0-0 [Diamond Diagram]
Wally Backman, S OBP: 0.371, SLG: 0.438 (9, PR)							1-2 [Diamond Diagram]		2B [Diamond Diagram]
Randy Jones, R OBP: 0.125, SLG: 0.125 (1, 1)		0-3 [Diamond Diagram]					0-0 F9 [Diamond Diagram]		0-0 [Diamond Diagram]
Bob Bailor, R OBP: 0.349, SLG: 0.400 (9, PH)								0-3 [Diamond Diagram]	1-H 2-H [Diamond Diagram]

Inning Stats	R: 0	H: 0	E: 1	LOB: 2	K: 1	BB: 2	S: 5	R: 0	H: 1	E: 0	LOB: 1	K: 2	BB: 0	S: 8	R: 1	H: 1	E: 0	LOB: 0	K: 0	BB: 0	S: 4	R: 0	H: 0	E: 0	LOB: 0	K: 1	BB: 0	S: 3	R: 0	H: 1	E: 0	LOB: 1	K: 0	BB: 1	S: 3	R: 0	H: 0	E: 0	LOB: 1	K: 1	BB: 1	S: 5	R: 0	H: 1	E: 0	LOB: 1	K: 0	BB: 0	S: 4	R: 2	H: 2	E: 0	LOB: 2	K: 1	BB: 1	S: 6	R: 0	H: 2	E: 0	LOB: 2	K: 0	BB: 1	S: 6
--------------	------	------	------	--------	------	-------	------	------	------	------	--------	------	-------	------	------	------	------	--------	------	-------	------	------	------	------	--------	------	-------	------	------	------	------	--------	------	-------	------	------	------	------	--------	------	-------	------	------	------	------	--------	------	-------	------	------	------	------	--------	------	-------	------	------	------	------	--------	------	-------	------

PITCHER	IP	WLS	BF	H	R	ER	SO	BB	IBB	HBP	BLK	WP	HR	S	P	ERA	WHIP
Chris Welsh, L ERA: 6.94 (1, 1)	8.0		31	4	1	1	5	3	1	0	0	0	0	37	53	1.12	0.875
Eric Show, R ERA: 0.95 (9, 1)	0.1		2	1	1	1	1	0	0	0	0	0	0	4	4	27.00	3.000
Gary Lucas, L ERA: 4.0 (9, 1)	0.1	L	3	1	1	1	0	0	1	0	0	0	0	2	6	27.00	3.000

PITCHER	IP	WLS	BF	H	R	ER	SO	BB	IBB	HBP	BLK	WP	HR	S	P	ERA	WHIP
---------	----	-----	----	---	---	----	----	----	-----	-----	-----	----	----	---	---	-----	------

Batter	1	2	3	4	5	6	7	8	9	AB R H RBI BB SO LOB	TOP									
Alan Wiggins, S (1, 7) OBP: 0.313, SLG: 0.267	0-3 K		0-0 G3			0-0 F7			0-0 1B	4 0 1 0 0 1 0										
Juan Bonilla, R (1, 4) OBP: 0.317, SLG: 0.345	0-0 L4			0-0 P3		0-0 6-3			0-3 K	3 0 0 0 0 0 0										
Luis DeLeon, R (6, 1) OBP: 0.333, SLG: 0.667										0 0 0 0 0 0 0										
Joe Lefebvre, L (9, PH) OBP: 0.278, SLG: 0.188										1 0 0 0 0 1 1										
Ruppert Jones, L (1, 8) OBP: 0.410, SLG: 0.500	0-3 K			4-0 BB			0-0 1B		0-0 F7	3 0 1 0 1 1 1										
Sixto Lezcano, R (1, 9) OBP: 0.342, SLG: 0.491		0-0 3-1 1B		0-0 P4		0-0 F9			0-0 F5	4 0 1 0 0 0 3										
Terry Kennedy, L (1, 2) OBP: 0.284, SLG: 0.398		0-0 F8		0-0 P4		0-0 F8				3 0 0 0 0 0 3										
Luis Salazar, R (1, 5) OBP: 0.254, SLG: 0.295		0-0 3-1 1-2			0-0 4-3		0-3 K			3 0 0 0 0 1 2										
Broderick Perkins, L (1, 3) OBP: 0.321, SLG: 0.268		0-0 F7			0-0 P6			0-0 F2		3 0 0 0 0 0 1										
Mario Ramirez, R (1, 6) OBP: 0.500, SLG: 0.500			0-0 G4-6-3 1B		0-0 6-3			0-0 5-3		3 0 1 0 0 0 0										
Juan Eichelberger, R (1, 1) OBP: 0.308, SLG: 0.417			0-0 G4-6-3 1-2			0-0 F7		0-0 F7		1 0 0 0 0 0 1										
Tim Flannery, L (6, PH) (6, 4)										2 0 0 0 0 0 0										
Inning Stats	R: 0 E: 0 K: 2 S: 7	H: 0 LOB: 0 BB: 0 P: 7	R: 0 E: 0 K: 0 S: 4	H: 1 LOB: 1 BB: 0 P: 4	R: 0 E: 0 K: 0 S: 3	H: 1 LOB: 0 BB: 0 P: 3	R: 0 E: 0 K: 0 S: 3	H: 0 LOB: 1 BB: 1 P: 7	R: 0 E: 0 K: 0 S: 3	H: 0 LOB: 0 BB: 0 P: 3	R: 0 E: 0 K: 1 S: 6	H: 1 LOB: 1 BB: 0 P: 6	R: 0 E: 0 K: 1 S: 6	H: 0 LOB: 0 BB: 0 P: 3	R: 0 E: 0 K: 1 S: 6	H: 1 LOB: 1 BB: 0 P: 6	1B: 4 2B: 0 3B: 0 HR: 0	SF: 0 SAC: 0 DP: 1 HBP: 0	WP: 0 PB: 0 SB: 0 CS: 0	PA: 31
PITCHER Charlie Puleo, R (1, 1) ERA: 3.65	IP: 9.0 WLS: W BF: 31 H: 4 R: 0 ER: 0 SO: 4 BB: 1 IBB: 0 HBP: 0 BLK: 0 WP: 0 HR: 0 S: 38 P: 42 ERA: 0.00 WHIP: 0.556																			PITCHER IP: WLS: BF: H: R: ER: SO: BB: IBB: HBP: BLK: WP: HR: S: P: ERA: WHIP

San Diego Padres @ New York Mets
Shea Stadium, Flushing, NY
Tue May 11 1982, 7:05 PM EDT
Att. 9,924 - Unknown

livebaseballscorecards.com

AB	30
R	0
H	4
RBI	0
BB	1
SO	4
LOB	12



Batter	1	2	3	4	5	6	7	8	9	AB	R	H	RBI	BB	SO	LOB
--------	---	---	---	---	---	---	---	---	---	----	---	---	-----	----	----	-----

Mookie Wilson, S OBP: 0.336, SLG: 0.447 (1, 8)	0-0 G3	0-0 4-3			0-0 4-3 BLK 1B		0-0 F7			4	1	1	0	0	0	0
John Stearns, R OBP: 0.321, SLG: 0.441 (1, 2)	0-0 2B	0-0 6-3			0-0 4-3		0-0 4-1			4	1	1	0	0	0	1
Joel Youngblood, R OBP: 0.288, SLG: 0.391 (1, 9)	0-0 2B		0-0 5-3		0-0 HR 1B		0-0 5-3			4	2	2	1	0	0	0
Dave Kingman, R OBP: 0.314, SLG: 0.604 Mike Jorgensen, L OBP: 0.462, SLG: 0.300 (1, 3) (9, 3)	0-0 WP 2B		0-0 F7		0-0 HR			0-0 G3		4	2	2	4	0	0	0
Gary Rajsich, L OBP: 0.256, SLG: 0.250 Ellis Valentine, R OBP: 0.258, SLG: 0.262 (1, 7) (9, 7)	0-0 4-3		0-0 6-3		0-0 F7			0-0 3-1		4	0	0	0	0	0	1
Hubie Brooks, R OBP: 0.342, SLG: 0.311 (1, 5)	1-0 WP BB HBP			0-0 E S 1B	0-0 4-3			0-0 G3		3	0	1	0	0	0	0
Wally Backman, S OBP: 0.370, SLG: 0.424 Tom Verzyer, R OBP: 0.438, SLG: 0.500 (1, 4) (7, 4)	4-0 WP BB			0-3 K		0-0 4-3				2	0	0	0	1	1	1
Ron Gardenhire, R OBP: 0.333, SLG: 0.303 (1, 6)	0-0 F8			0-0 1-3		0-0 F8				3	0	0	0	0	0	3
Charlie Puleo, R OBP: 0.182, SLG: 0.100 (1, 1)		0-0 4-3		0-3 K		0-3 K				3	0	0	0	0	2	1

Inning Stats	R: 3	H: 3	LOB: 2	BB: 1	P: 11	R: 0	H: 0	LOB: 0	BB: 0	P: 3	R: 0	H: 0	LOB: 0	BB: 0	P: 3	R: 0	H: 0	LOB: 0	BB: 0	P: 3	R: 0	H: 0	LOB: 0	BB: 0	P: 3	R: 0	H: 0	LOB: 0	BB: 0	P: 3
--------------	------	------	--------	-------	-------	------	------	--------	-------	------	------	------	--------	-------	------	------	------	--------	-------	------	------	------	--------	-------	------	------	------	--------	-------	------

PITCHER	IP	WLS	BF	H	R	ER	SO	BB	IBB	HBP	BLK	WP	HR	S	P	ERA	WHIP
Juan Eichelberger, R ERA: 5.26 (1, 1)	5.0	L	24	7	6	6	2	1	0	1	1	1	1	26	31	10.80	1.600
Luis DeLeon, R ERA: 1.56 (6, 1)	3.0		9	0	0	0	1	0	0	0	0	0	0	11	11	0.00	0.000

BOTTOM

San Diego Padres @ New York Mets
Shea Stadium, Flushing, NY
Tue May 11 1982, 7:05 PM EDT
Att. 9,924 - Unknown

AB	31
R	6
H	7
RBI	5
BB	1
SO	3
LOB	7



WP	HR	S	P	ERA	WHIP
1	0	0	0	0.00	0.000

Batter	1	2	3	4	5	6	7	8	9	AB R H RBI BB SO LOB	TOP	
Derrel Thomas, S (1, 4) OBP: 0.467, SLG: 0.462	0-0 CS 1B		0-0 F7		0-0 F9 2B	0-0 F8			0-0 6-3	5 0 2 1 0 0 1		
Ken Landreaux, L (1, 8) OBP: 0.393, SLG: 0.398 Jose Morales, R (9, PH) OBP: 0.429, SLG: 0.200	0-0 P4 1-2		0-3 K		0-0 F9 2-3		0-0 G3	4-0 FC8-4 BB	4 0 0 0 0 1 2 0 0 0 0 1 0 0			
Dusty Baker Jr., R (1, 7) OBP: 0.356, SLG: 0.483	0-0 1B		0-0 2B 3B		0-0 E5 BB		0-0 F7	0-0 FC8-4 1-2f	5 1 2 0 0 0 2			
Pedro Guerrero, R (1, 9) OBP: 0.393, SLG: 0.598	0-3 K		0-0 2B		4-0 1-2 BB		4-0 BB	0-3 K	3 0 1 1 2 2 2			
Steve Garvey, R (1, 3) OBP: 0.262, SLG: 0.343		0-0 F8	0-3 K		0-0 P3		0-0 F7		4 0 0 0 0 1 5			
Ron Cey, R (1, 5) OBP: 0.358, SLG: 0.410		0-3 K		0-0 1B	0-0 P6			0-3 K	4 0 1 0 0 2 3			
Steve Yeager, R (1, 2) OBP: 0.325, SLG: 0.410		0-0 1B 1B		0-0 P6		0-0 6-3		0-3 K	4 0 1 0 0 1 1			
Mark Belanger, R (1, 6) OBP: 0.313, SLG: 0.333		0-0 1B		0-0 F8		0-0 P4		0-0 F7	4 0 1 0 0 0 1			
Burt Hooton, R (1, 1) OBP: 0.111, SLG: 0.167 Jay Johnstone, L (6, PH) Terry Forster, L (6, 1) Bill Russell, R (9, PH) OBP: 0.398, SLG: 0.352		0-0 F9		0-3 K		4-0 BB		0-0 WP 6-3 2B	2 0 0 0 0 1 3 0 0 0 0 1 0 0 0 0 0 0 0 0 0 1 1 1 0 0 0 0			
Inning Stats	R: 0 H: 2 E: 0 LOB: 1 K: 1 BB: 0 S: 6 P: 6	R: 0 H: 2 E: 0 LOB: 2 K: 1 BB: 0 S: 7 P: 7	R: 1 H: 2 E: 0 LOB: 1 K: 2 BB: 0 S: 9 P: 9	R: 0 H: 1 E: 0 LOB: 1 K: 1 BB: 0 S: 6 P: 6	R: 0 H: 1 E: 1 LOB: 3 K: 0 BB: 1 S: 5 P: 9	R: 0 H: 0 E: 0 LOB: 1 K: 0 BB: 1 S: 3 P: 7	R: 0 H: 0 E: 0 LOB: 1 K: 0 BB: 1 S: 3 P: 7	R: 0 H: 0 E: 0 LOB: 0 K: 2 BB: 0 S: 7 P: 7	R: 1 H: 1 E: 0 LOB: 1 K: 1 BB: 1 S: 6 P: 10	1B: 5 SF: 0 2B: 3 SAC: 0 3B: 1 DP: 0 HR: 0 HBP: 0	WP: 1 PA: 40 PB: 0 SB: 0 CS: 1	
PITCHER Pete Falcone, L (1, 1) ERA: 3.53 Neil Allen, R (9, 1) ERA: 2.84	IP WLS BF H R ER SO BB IBB HBP BLK WP HR S P ERA WHIP	8.1 W 38 9 2 2 7 4 0 0 0 1 0 48 64 2.16 1.560	0.2 S 2 0 0 0 1 0 0 0 0 0 0 0 4 4 0.00 0.000	PITCHER IP WLS BF H R ER SO BB IBB HBP BLK WP HR S P ERA WHIP								ERA WHIP

Los Angeles Dodgers @ New York Mets
Shea Stadium, Flushing, NY
Thu May 13 1982, 7:05 PM EDT
Att: 18,013 - Unknown

livebaseballscorecards.com

AB	36
R	2
H	9
RBI	2
BB	4
SO	8
LOB	20



Batter	1	2	3	4	5	6	7	8	9	AB	R	H	RBI	BB	SO	LOB	BOTTOM				
Mookie Wilson, S (1, 8) OBP: 0.331, SLG: 0.438	0-0 F7	0-3 K		0-0 CS 1B	0-0 1-3			0-0 F9		5	0	1	0	0	1	1					
John Stearns, R (1, 2) OBP: 0.342, SLG: 0.458	0-0 1B 1B	0-0 1-2 1B		0-0 F8 1B 1B	0-3 K			0-0 S 1B		5	2	4	0	0	1	0					
Joel Youngblood, R (1, 9) OBP: 0.282, SLG: 0.377	0-0 F9	0-0 F8		0-0 F8 1B 1B		0-0 5-3		0-0 F8 1-2		5	1	1	0	0	0	4					
Dave Kingman, R (1, 3) OBP: 0.312, SLG: 0.591	0-0 1-2 1B 1B	0-3 K		0-0 F8 1-2 2-3		0-3 K		0-0 K		4	1	1	0	0	2	4					
George Foster, R (1, 7) OBP: 0.298, SLG: 0.349 Bob Bailor, R (7, 7) OBP: 0.349, SLG: 0.400	0-0 1B 1-2 2-3 1B		0-0 F5	4-0 1B 1B IBB		0-0 1-3				3	0	1	0	1	0	0					
Hubie Brooks, R (1, 5) OBP: 0.355, SLG: 0.327	0-0 BB 1B		0-0 BB 1B	0-0 FC5 1B 1B			0-0 3-1			4	0	3	4	0	0	0					
Wally Backman, S (1, 4) OBP: 0.395, SLG: 0.433 Tom Verzyer, R (7, 4) OBP: 0.412, SLG: 0.471	4-0 1-2 BB		4-0 1-2 BB	0-0 1-2 2-3 1B			0-0 F9			1	0	1	0	2	0	0					
Ron Gardenhire, R (1, 6) OBP: 0.320, SLG: 0.290	0-0 5-3		0-3 K	0-0 FC5 2-3f			0-0 4-3			4	0	0	0	0	1	8					
Pete Falcone, L (1, 1) OBP: 0.167, SLG: 0.167 Neil Allen, R (9, 1) OBP: 1.000, SLG: 1.000		0-0 1B 1B	0-0 5-3		0-3 K			0-3 K		4	0	1	0	0	2	2					
Inning Stats	R: 2 E: 0 K: 0 S: 7	H: 4 LOB: 3 BB: 1 P: 11	R: 0 E: 0 K: 2 S: 9	H: 2 LOB: 2 BB: 0 P: 9	R: 0 E: 0 K: 1 S: 6	H: 1 LOB: 2 BB: 1 P: 10	R: 2 E: 0 K: 0 S: 7	H: 5 LOB: 3 BB: 1 P: 11	R: 0 E: 0 K: 2 S: 7	H: 0 LOB: 0 BB: 0 P: 7	R: 0 E: 0 K: 1 S: 5	H: 0 LOB: 0 BB: 0 P: 5	R: 0 E: 0 K: 0 S: 3	H: 0 LOB: 0 BB: 0 P: 3	R: 0 E: 0 K: 1 S: 6	H: 1 LOB: 1 BB: 0 P: 6	1B: 13 2B: 0 3B: 0 HR: 0	SF: 0 SAC: 0 DP: 0 HBP: 0	WP: 0 PB: 0 SB: 1 CS: 1	PA: 39	
PITCHER	IP WLS BF H R ER SO ERA WHIP	Burt Hooton, R (1, 1) ERA: 4.94 Terry Forster, L (6, 1) ERA: 5.4	IP WLS BF H R ER SO ERA WHIP	Burt Hooton, R (1, 1) ERA: 4.94 Terry Forster, L (6, 1) ERA: 5.4	IP WLS BF H R ER SO ERA WHIP	Burt Hooton, R (1, 1) ERA: 4.94 Terry Forster, L (6, 1) ERA: 5.4	IP WLS BF H R ER SO ERA WHIP	Burt Hooton, R (1, 1) ERA: 4.94 Terry Forster, L (6, 1) ERA: 5.4	IP WLS BF H R ER SO ERA WHIP	Burt Hooton, R (1, 1) ERA: 4.94 Terry Forster, L (6, 1) ERA: 5.4	IP WLS BF H R ER SO ERA WHIP	Burt Hooton, R (1, 1) ERA: 4.94 Terry Forster, L (6, 1) ERA: 5.4	IP WLS BF H R ER SO ERA WHIP	Burt Hooton, R (1, 1) ERA: 4.94 Terry Forster, L (6, 1) ERA: 5.4	IP WLS BF H R ER SO ERA WHIP	Burt Hooton, R (1, 1) ERA: 4.94 Terry Forster, L (6, 1) ERA: 5.4	IP WLS BF H R ER SO ERA WHIP	Burt Hooton, R (1, 1) ERA: 4.94 Terry Forster, L (6, 1) ERA: 5.4	IP WLS BF H R ER SO ERA WHIP	Burt Hooton, R (1, 1) ERA: 4.94 Terry Forster, L (6, 1) ERA: 5.4	IP WLS BF H R ER SO ERA WHIP

Los Angeles Dodgers @ New York Mets
 Shea Stadium, Flushing, NY
 Thu May 13 1982, 7:05 PM EDT
 Att: 18,013 - Unknown

AB	36
R	4
H	13
RBI	4
BB	3
SO	7
LOB	19



livebaseballscores.com

Batter	1	2	3	4	5	6	7	8	9	AB R H RBI BB SO LOB	TOP	
Derrel Thomas, S OBP: 0.500, SLG: 0.556 (1, 4) X	0-0 F9 ① X	0-0 2-H 1B ③			X 0-0 G6-3 1B			X 0-0 1-6-3 ① X	0-0 2B	5 0 3 0 0 0 0		
Bill Russell, R OBP: 0.398, SLG: 0.354 (1, 6) X	0-0 F9 BB 1B		X 0-0 L1 ①		X 0-0 G6-3 ② ③			X 0-0 1B 1B	0-0 F9 ③	5 1 2 0 0 0 2		
Dusty Baker Jr., R OBP: 0.360, SLG: 0.504 (1, 7) B B B	4-0 1-2 BB		X 0-0 5-3 ②			X 0-0 HR		X 0-0 F7 ②		3 1 1 1 1 0 1		
Pedro Guerrero, R OBP: 0.388, SLG: 0.587 (1, 9) X	0-0 F9 ②		X 0-0 F7 ③			X 0-0 6-3 ①		X 0-0 1B 1B		4 1 1 0 0 0 2		
Ron Cey, R OBP: 0.362, SLG: 0.413 (1, 5) X	0-0 L5 ③			X 0-0 1B		X 0-0 L3 ②		X 0-0 1B 1B		4 0 2 1 0 0 2		
Steve Garvey, R OBP: 0.268, SLG: 0.343 (1, 3) X		X 0-0 2B SF7 1B		X 0-0 F8 ①		X 0-0 G3 ③		X 4-0 1B IBB		3 1 1 0 1 0 1		
Steve Yeager, R OBP: 0.341, SLG: 0.442 (1, 2) X		X 0-0 1B 2B		X 0-0 L6 ②			X 0-0 F7 ① X	X 0-0 1B		4 0 2 1 0 0 1		
Ken Landreaux, L OBP: 0.380, SLG: 0.383 (1, 8) X		X 0-0 P6 ①		X 0-3 K ③			X 0-0 3-1 ②		X 0-3 K ①	4 0 0 0 0 2 3		
Fernando Valenzuela, L OBP: 0.120, SLG: 0.087 (1, 1) X		X 0-0 SF7 ②			X 0-0 1-3 ①		X 0-0 P6 ③		X 0-0 4-3 ②	3 0 0 1 0 0 0		
Inning Stats	R: 0 H: 1 E: 0 LOB: 2 K: 0 BB: 1 S: 4 P: 8	R: 1 H: 3 E: 0 LOB: 2 K: 0 BB: 0 S: 5 P: 5	R: 0 H: 0 E: 0 LOB: 0 K: 0 BB: 0 S: 3 P: 3	R: 0 H: 1 E: 0 LOB: 1 K: 1 BB: 0 S: 6 P: 6	R: 0 H: 1 E: 0 LOB: 0 K: 0 BB: 0 S: 3 P: 3	R: 1 H: 1 E: 0 LOB: 0 K: 0 BB: 0 S: 4 P: 4	R: 0 H: 0 E: 0 LOB: 0 K: 0 BB: 0 S: 3 P: 3	R: 2 H: 4 E: 0 LOB: 2 K: 0 BB: 1 S: 6 P: 10	R: 0 H: 1 E: 0 LOB: 1 K: 1 BB: 0 S: 6 P: 6	1B: 9 SF: 1 2B: 2 SAC: 0 3B: 0 DP: 1 HR: 1 HBP: 0	WP: 0 PA: 38 PB: 0 SB: 0 CS: 0	
PITCHER Randy Jones, L ERA: 2.89 (1, 1)	IP WLS BF H R ER SO BB IBB HBP BLK WP HR S P ERA WHIP	8.0 L 34 11 4 4 4 1 1 1 0 0 0 1 34 42 4.50 1.500										
Craig Swan, R ERA: 1.98 (9, 1)	IP WLS BF H R ER SO BB IBB HBP BLK WP HR S P ERA WHIP	1.0 4 1 0 0 0 1 0 0 0 0 0 0 6 6 0.00 1.000										

Los Angeles Dodgers @ New York Mets
 Shea Stadium, Flushing, NY
 Fri May 14 1982, 7:05 PM EDT
 Att: 50,360 - Unknown

AB	35
R	4
H	12
RBI	4
BB	2
SO	2
LOB	12



BOTTOM

Los Angeles Dodgers @ New York Mets
Shea Stadium, Flushing, NY
Fri May 14 1982, 7:05 PM EDT
Att. 50,360 - Unknown

livebaseballscorecards.com

AB 30
R 1
H 7
RBI 1
BB 1
SO 6
LOB 8



WP: 0 PA: 31
PB: 0
SB: 0
CS: 1

AB R H RBI BB SO LOB

3	1	0	0	1	1	1
4	0	1	0	0	1	2
4	0	2	1	0	0	1
4	0	1	0	0	1	2
3	0	0	0	0	1	0
3	0	0	0	0	1	0
3	0	2	0	0	0	0
3	0	0	0	0	0	2
2	0	1	0	0	1	0
1	0	0	0	0	0	0
0	0	0	0	0	0	0

Batter	1	2	3	4	5	6	7	8	9
Mookie Wilson, S (1, 8) OBP: 0.329, SLG: 0.429	0-3 K		0-0 FC1-6 CS 1-2f			4-0 G3 1B BB		0-0 F8	
John Stearns, R (1, 2) OBP: 0.339, SLG: 0.459	0-0 2B		0-3 K 1-2			0-0 G3 1-2		0-0 5-3	
Joel Youngblood, R (1, 9) OBP: 0.293, SLG: 0.397	0-0 6-3			0-0 1B 2B		0-0 1B 2-H		0-0 P4	
Dave Kingman, R (1, 3) OBP: 0.310, SLG: 0.580	0-0 5-3			0-0 1B 2-H		0-3 K		0-0 P6	
George Foster, R (1, 7) OBP: 0.291, SLG: 0.339		0-0 5-3		0-0 6-3			0-3 K		
Hubie Brooks, R (1, 5) OBP: 0.346, SLG: 0.318		0-0 4-3			0-3 K		0-0 F8		
Bob Bailor, R (1, 4) OBP: 0.364, SLG: 0.429		0-0 2B			0-0 1B G6-4-3		0-0 1-3		
Ron Gardenhire, R (1, 6) OBP: 0.311, SLG: 0.281		0-0 F8			0-0 1-2f G6-4-3		0-0 1-3		
Randy Jones, R (1, 1) OBP: 0.167, SLG: 0.167			0-0 FC1-6 1B			0-3 K		0-0 F8	
Ellis Valentine, R (8, PH) OBP: 0.254, SLG: 0.258									
Craig Swan, R (9, 1)									

Inning Stats	R: 0	H: 1	E: 0	K: 1	S: 6	LOB: 1	BB: 0	P: 6
	R: 0	H: 1	E: 0	K: 0	S: 4	LOB: 1	BB: 0	P: 4
	R: 0	H: 1	E: 0	K: 1	S: 5	LOB: 0	BB: 0	P: 5
	R: 0	H: 2	E: 0	K: 0	S: 3	LOB: 0	BB: 0	P: 3
	R: 0	H: 1	E: 0	K: 1	S: 5	LOB: 0	BB: 0	P: 5
	R: 1	H: 1	E: 0	K: 2	S: 8	LOB: 1	BB: 1	P: 12
	R: 0	H: 0	E: 0	K: 1	S: 5	LOB: 0	BB: 0	P: 5
	R: 0	H: 0	E: 0	K: 0	S: 3	LOB: 0	BB: 0	P: 3
	R: 0	H: 0	E: 0	K: 0	S: 3	LOB: 0	BB: 0	P: 3

PITCHER	IP	WLS	BF	H	R	ER	SO	BB	IBB	HBP	BLK	WP	HR	S	P	ERA	WHIP
Fernando Valenzuela, L (1, 1) ERA: 2.43	9.0	W	31	7	1	1	6	1	0	0	0	0	0	42	46	1.00	0.889

Batter	1	2	3	4	5	6	7	8	9	AB R H RBI BB SO LOB	TOP																
Derrel Thomas, S OBP: 0.458, SLG: 0.476 (1, 4) X	0-0 5-3		4-0 G1-6-3 BB		0-0 E6 3-1		0-0 4-3			3 0 0 0 1 0 0																	
Rick Monday, L OBP: 0.464, SLG: 0.564 (1, 9) B B B	4-0 E S 1B BB		0-0 G1-6-3 1-2f		0-0 3-1 2-3		0-0 FC5-4 1B			3 1 1 0 1 0 2																	
Dusty Baker Jr., R OBP: 0.357, SLG: 0.496 (1, 7) X	0-0 P4			0-0 HR 1B	0-0 5-3		0-0 FC5-4 1-2f			4 1 1 0 0 0 3																	
Pedro Guerrero, R OBP: 0.392, SLG: 0.608 (1, 8) X	0-0 1-H 1B			0-0 1-H HR 1B		0-0 6-3		0-0 P4		4 1 2 3 0 0 0																	
Ron Cey, R OBP: 0.352, SLG: 0.400 (1, 5) X	0-0 F9			0-0 6-3		0-0 6-3		0-0 F7		4 0 0 0 0 0 1																	
Steve Garvey, R OBP: 0.268, SLG: 0.340 (1, 3) X		0-0 5-3		0-3 K		0-0 2B 1B		0-0 F9		4 1 1 0 0 1 0																	
Mike Scioscia, L OBP: 0.330, SLG: 0.247 (1, 2) X		0-0 F5		0-0 1B		0-0 1-H 2B		0-0 6-3		4 0 2 1 0 0 0																	
Bill Russell, R OBP: 0.385, SLG: 0.340 (1, 6) X		0-0 4-3		0-0 5-3		0-0 6-3		0-0 5-3		4 0 0 0 0 0 2																	
Ted Power, R (1, 1)			0-0 F2		0-3 K		0-0 G3		0-0 6-3	0 0 0 0 0 0 0 1 0 0 0 0 0 0 1 0 0 0 0 1 0 0 0 0 0 0 0 0 1 0 0 0 0 0 0 0 0 0 0 0 0 0 1 0 0 0 0 0 0																	
Jay Johnstone, L (3, PH)																											
Dave Stewart, R (3, 1)																											
Alejandro Pena, R (5, 1)																											
Ken Landreaux, L OBP: 0.377, SLG: 0.380 (7, PH)																											
Steve Hows, L (7, 1)																											
Jorge Orta, L OBP: 0.286, SLG: 0.353 (9, PH)																											
Inning Stats	R: 1 E: 0 K: 0 S: 4 H: 1 LOB: 1 BB: 1 P: 8	R: 0 E: 0 K: 0 S: 3 H: 0 LOB: 0 BB: 0 P: 3	R: 0 E: 0 K: 0 S: 2 H: 0 LOB: 0 BB: 1 P: 6	R: 2 E: 0 K: 1 S: 8 H: 3 LOB: 1 BB: 0 P: 8	R: 0 E: 1 K: 1 S: 6 H: 0 LOB: 1 BB: 0 P: 6	R: 1 E: 0 K: 0 S: 5 H: 2 LOB: 1 BB: 0 P: 5	R: 0 E: 0 K: 0 S: 4 H: 1 LOB: 1 BB: 0 P: 4	R: 0 E: 0 K: 0 S: 3 H: 0 LOB: 0 BB: 0 P: 3	R: 0 E: 0 K: 0 S: 3 H: 0 LOB: 0 BB: 0 P: 3	1B: 5 2B: 1 3B: 0 HR: 1 SF: 0 SAC: 0 DP: 1 HBP: 0	WP: 0 PB: 0 SB: 1 CS: 0 PA: 36																
PITCHER	IP WLS BF H R ER SO BB IBB HBP BLK WP HR S P ERA WHIP											PITCHER	IP WLS BF H R ER SO BB IBB HBP BLK WP HR S P ERA WHIP														
Charlie Puleo, R ERA: 3.72 (1, 1)	4.0	W	17	4	3	2	1	2	0	0	0	0	1	17	25	4.50	1.500										
Pat Zachry, R ERA: 5.45 (5, 1)	4.0	S	16	3	1	1	1	0	0	0	0	0	0	18	18	2.25	0.750										
Neil Allen, R ERA: 2.7 (9, 1)	1.0	S	3	0	0	0	0	0	0	0	0	0	0	3	3	0.00	0.000										

Los Angeles Dodgers @ New York Mets
Shea Stadium, Flushing, NY
Sat May 15 1982, 7:05 PM EDT
Att. 29,235 - Unknown

livebaseballscorecards.com


AB	34
R	4
H	7
RBI	4
BB	2
SO	2
LOB	8



Batter	1	2	3	4	5	6	7	8	9	AB	R	H	RBI	BB	SO	LOB	BOTTOM				
Mookie Wilson, S OBP: 0.338, SLG: 0.431 (1, 8)	4-0 BLK 2B BB	0-0 S 1B			0-3 K	0-0 3-1 1B		0-3 K		4	1	2	0	1	2	1	Los Angeles Dodgers @ New York Mets Shea Stadium, Flushing, NY Sat May 15 1982, 7:05 PM EDT Att. 29,235 - Unknown				
John Stearns, R OBP: 0.350, SLG: 0.465 (1, 2)	0-0 1B HR 2B	4-0 1-2 BB			4-0 HBP 1B BB	0-0 3-1		0-0 5-3		3	2	1	1	2	0	2					
George Foster, R OBP: 0.298, SLG: 0.339 Ellis Valentine, R OBP: 0.254, SLG: 0.258 (1, 7) (9, 7)	0-0 F3	0-0 P3			0-0 HBP 1B	4-0 IBB				3	1	1	0	1	0	3					
Dave Kingman, R OBP: 0.308, SLG: 0.569 (1, 3)	0-0 2-3 HR 1B		0-3 K		0-3 K	0-0 P3				4	1	1	0	0	2	5					
Joel Youngblood, R OBP: 0.304, SLG: 0.434 (1, 9)	0-0 1-H 3-H HR		0-0 P6		1-0 1B HBP	0-0 F8				3	1	1	3	0	0	3					
Hubie Brooks, R OBP: 0.344, SLG: 0.316 (1, 5)	0-0 6-3		0-3 K		0-0 1-3 2-H 3-H 1B			0-3 K		4	0	1	2	0	2	0					
Wally Backman, S OBP: 0.392, SLG: 0.420 Tom Verzyer, R OBP: 0.389, SLG: 0.444 (1, 4) (7, 4)	0-0 6-3			0-0 1-3	4-0 1-2 BB			0-0 P6		2	0	0	0	1	0	0					
Ron Gardenhire, R OBP: 0.300, SLG: 0.270 (1, 6)		0-3 K		0-0 F9	0-0 G3			0-3 K		4	0	0	0	0	2	3					
Charlie Puleo, R OBP: 0.167, SLG: 0.091 Gary Rajsich, L OBP: 0.250, SLG: 0.243 Pat Zachry, R (5, 1) Bob Bailor, R OBP: 0.373, SLG: 0.438 Neil Allen, R OBP: 1.000, SLG: 1.000 (1, 1) (4, PH) (8, PH) (9, 1)		0-0 L3		0-0 F9		4-0 3-1 1B BB		0-0 CS 1B		1	0	0	0	0	0	0					
Inning Stats	R: 4 E: 0 K: 0 S: 6	H: 3 LOB: 0 BB: 1 P: 10	R: 0 E: 0 K: 1 S: 6	H: 1 LOB: 2 BB: 1 P: 10	R: 0 E: 0 K: 2 S: 7	H: 0 LOB: 0 BB: 0 P: 7	R: 0 E: 0 K: 0 S: 3	H: 0 LOB: 0 BB: 0 P: 3	R: 2 E: 0 K: 2 S: 9	H: 2 LOB: 3 BB: 2 P: 18	R: 0 E: 0 K: 0 S: 4	H: 1 LOB: 3 BB: 2 P: 12	R: 0 E: 0 K: 2 S: 7	H: 0 LOB: 0 BB: 0 P: 7	R: 0 E: 0 K: 1 S: 5	H: 1 LOB: 0 BB: 0 P: 5		1B: 6 2B: 1 3B: 0 HR: 1	SF: 0 SAC: 0 DP: 0 HBP: 1	WP: 0 PB: 0 SB: 1 CS: 1	PA: 38

PITCHER	IP	WLS	BF	H	R	ER	SO	BB	IBB	HBP	BLK	WP	HR	S	P	ERA	WHIP
Ted Power, R ERA: 8.1 (1, 1)	2.0	L	12	4	4	4	1	2	0	0	1	0	1	12	20	18.00	3.000
Dave Stewart, R ERA: 9.0 (3, 1)	2.2		13	2	2	2	4	2	0	1	0	0	0	18	27	6.75	1.500
Alejandro Pena, R ERA: 4.19 (5, 1)	1.1		7	1	0	0	0	1	1	0	0	0	0	5	13	0.00	1.500
Steve Howe, L ERA: 3.86 (7, 1)	2.0		6	1	0	0	3	0	0	0	0	0	0	12	12	0.00	0.500



Batter	1	2	3	4	5	6	7	8	9	AB R H RBI BB SO LOB	TOP											
Derrel Thomas, S (1, 4) OBP: 0.393, SLG: 0.400	0-3 K		0-0 FC6 PO		0-0 4-3		0-0 F7			4 0 0 1 0 1 2												
Steve Garvey, R (1, 3) OBP: 0.261, SLG: 0.331	0-0 P6		0-0 PO	0-3 K	0-0 P6			0-0 F7		4 0 0 0 0 1 1												
Dusty Baker Jr., R (1, 7) OBP: 0.361, SLG: 0.500	4-0 BB			0-0 2B		0-3 K		0-0 5-3		3 0 1 0 1 1 0												
Pedro Guerrero, R (1, 8) OBP: 0.381, SLG: 0.590	0-0 F2			0-0 F3		0-0 5-3		0-0 5-3		4 0 0 0 0 0 2												
Rick Monday, L (1, 9) OBP: 0.444, SLG: 0.534 Jose Morales, R (9, PH) OBP: 0.375, SLG: 0.167		0-0 4-3		0-0 F7		0-0 F7			0-3 K	3 0 0 0 0 0 1 1 0 0 0 0 1 0												
Ron Cey, R (1, 5) OBP: 0.349, SLG: 0.418		0-0 5-3			0-0 HR		0-0 E5 SF9		0-3 K2-3	4 2 1 1 0 1 0												
Mike Scioscia, L (1, 2) OBP: 0.340, SLG: 0.262 Steve Sax, R (9, PH) OBP: 0.370, SLG: 0.346		0-0 F8			0-0 SH5-4 4-3 1B		0-0 E9 SF9 SF8 1B		0-0 1B	3 2 2 0 0 0 0 1 0 1 0 0 0 0	AB 30 R 4 H 6 RBI 4 BB 2 SO 5 LOB 7											
Bill Russell, R (1, 6) OBP: 0.380, SLG: 0.333			0-0 4-3		4-0 4-3 SH5-4 1-2 BB		0-0 SF9		0-0 F9	2 0 0 1 1 0 1												
Jerry Reuss, L (1, 1) OBP: 0.278, SLG: 0.188 Alejandro Pena, R (6, 1) Jay Johnstone, L (7, PH) Terry Forster, L (7, 1) Ted Power, R (8, 1)			0-0 FC6 1B		0-0 SH5-4		0-0 SF8			1 0 1 0 0 0 0 0 0 0 0 0 0 0 0 0 0 1 0 0 0 0 0 0 0 0 0 0 0 0 0 0 0 0 0												
Inning Stats	R: 0 E: 0 K: 1 S: 5	H: 0 LOB: 1 BB: 1 P: 9	R: 0 E: 0 K: 0 S: 3	H: 0 LOB: 0 BB: 0 P: 3	R: 0 E: 0 K: 0 S: 3	H: 1 LOB: 0 BB: 0 P: 3	R: 0 E: 0 K: 1 S: 6	H: 1 LOB: 1 BB: 0 P: 6	R: 2 E: 0 K: 0 S: 5	H: 2 LOB: 1 BB: 1 P: 9	R: 0 E: 0 K: 1 S: 5	H: 0 LOB: 0 BB: 0 P: 5	R: 2 E: 2 K: 0 S: 5	H: 1 LOB: 0 BB: 0 P: 5	R: 0 E: 0 K: 0 S: 3	H: 0 LOB: 0 BB: 0 P: 3	R: 0 E: 0 K: 2 S: 8	H: 1 LOB: 1 BB: 0 P: 8	1B: 4 2B: 1 3B: 0 HR: 1	SF: 2 SAC: 1 DP: 0 HBP: 0	WP: 0 PB: 0 SB: 0 CS: 0	PA: 36
PITCHER	IP WLS BF H R ER SO BB IBB HBP BLK WP HR S P ERA WHIP																					
Mike Scott, R (1, 1) ERA: 2.36	7.0 W 28 5 4 2 3 2 0 0 0 0 0 1 32 40 2.57 1.000																					
Ed Lynch, R (8, 1) ERA: 3.42	1.0 3 0 0 0 0 0 0 0 0 0 0 0 3 3 0.00 0.000																					
Jesse Orosco, L (9, 1) ERA: 2.25	1.0 4 1 0 0 0 2 0 0 0 0 0 0 8 8 0.00 1.000																					

Los Angeles Dodgers @ New York Mets
Shea Stadium, Flushing, NY
Sun May 16 1982, 3:33 AM EDT
Att: 32,562 - Unknown

livebaseballscorecards.com

Batter	1	2	3	4	5	6	7	8	9	AB	R	H	RBI	BB	SO	LOB	BOTTOM					
Mookie Wilson, S OBP: 0.340, SLG: 0.430 (1, 8)	0-0 4-3 1B		0-0 1-3 1B	0-3 K		0-0 BLK 1B	0-0 1B			5	1	2	1	0	1	2						
John Stearns, R OBP: 0.352, SLG: 0.458 (1, 2)	4-0 E BB		0-0 F7		0-0 6-3	0-0 BLK E 1B	0-0 F8			4	2	1	0	1	0	1						
George Foster, R OBP: 0.301, SLG: 0.345 (1, 7)	0-0 E6 SF9 2B		0-3 K		0-0 G3	4-0 E BLK 1B IBB	0-0 F7			4	2	1	1	1	1	1						
Dave Kingman, R OBP: 0.314, SLG: 0.565 Mike Jorgensen, L OBP: 0.429, SLG: 0.273 (1, 3) (7, 3)	0-0 SF9			4-0 FC6-4 1B BB	0-0 F7	4-0 E 1B IBB		0-3 K		1	2	0	1	2	0	0						
Joel Youngblood, R OBP: 0.298, SLG: 0.420 (1, 9)	0-0 6-3			0-0 F9		0-0 E5 E		0-0 F8		5	2	1	1	0	0	3						
Hubie Brooks, R OBP: 0.353, SLG: 0.328 (1, 5)		0-0 3-1 1B		0-0 FC6-4 1B		0-0 E9 1B		0-0 F9		5	1	3	0	0	0	3						
Bob Bailor, R OBP: 0.380, SLG: 0.441 (1, 4)		0-0 3-1		0-0 FC6-4 1B		0-0 E9 1B				4	2	2	3	0	0	3						
Tom Veryzer, R OBP: 0.409, SLG: 0.429 (1, 6)		0-0 F8		0-0 1B		0-0 F9				3	1	1	1	1	0	2						
Mike Scott, R OBP: 0.150, SLG: 0.158 Ellis Valentine, R OBP: 0.250, SLG: 0.254 Ed Lynch, R Jesse Orosco, R (1, 1) (7, PH) (8, 1) (9, 1)		0-0 5-3		0-0 1B		0-0 5-3 F8				3	0	1	2	0	0	3						
Inning Stats	R: 2 E: 1 K: 0 S: 4	H: 1 LOB: 0 BB: 1 P: 8	R: 0 E: 0 K: 0 S: 4	H: 1 LOB: 1 BB: 0 P: 4	R: 0 E: 0 K: 1 S: 5	H: 0 LOB: 0 BB: 0 P: 5	R: 2 E: 0 K: 1 S: 8	H: 3 LOB: 2 BB: 1 P: 12	R: 0 E: 0 K: 0 S: 3	H: 0 LOB: 0 BB: 0 P: 3	R: 9 E: 3 K: 0 S: 10	H: 6 LOB: 1 BB: 3 P: 22	R: 0 E: 0 K: 0 S: 4	H: 1 LOB: 1 BB: 0 P: 4	R: 0 E: 0 K: 1 S: 5	H: 0 LOB: 0 BB: 0 P: 5	1B: 11 2B: 1 3B: 0 HR: 0	SF: 1 SAC: 0 DP: 0 HBP: 0	WP: 0 PB: 0 SB: 0 CS: 0	PA: 42		
PITCHER	IP WLS L	BF H R	ER SO	BB IBB HBP BLK	WP HR S P	ERA WHIP	PITCHER	IP WLS L	BF H R	ER SO	BB IBB HBP BLK	WP HR S P	ERA WHIP									
Jerry Reuss, L ERA: 3.39 (1, 1)	5.0	25	8 7	6 2	2 0 0 0	10.80 2.000	Alejandro Pena, R ERA: 5.31 (6, 1)	1.0	10	3	6	3	0	1	2	0	1	0	7	19	27.00	4.000
Terry Forster, L ERA: 5.06 (7, 1)	1.0	4	1	0	0	0.00	1.000	Ted Power, R ERA: 7.64 (8, 1)	1.0	3	0	0	0	1	0	0	0	0	5	5	0.00	0.000

Los Angeles Dodgers @ New York Mets
Shea Stadium, Flushing, NY
Sun May 16 1982, 3:33 AM EDT
Att. 32,562 - Unknown

AB 36
R 13
H 12
RBI 10
BB 5
SO 3
LOB 18



livebaseballscores.com

Batter	1	2	3	4	5	6	7	8	9	AB R H RBI BB SO LOB	TOP	
Paul Householder, S OBP: 0.312, SLG: 0.373 (1, 9)	0-0 FC4-6 1B		0-0 1-H 4-3 3B	0-3 K			0-3 K		0-0 G3	5 1 2 1 0 2 2		
Ron Oester, S OBP: 0.335, SLG: 0.389 (1, 4)	0-0 FC4-6 CS 1-2f		0-0 3-H 4-3		0-0 WP E 1B		0-0 P6		0-0 F9	5 1 1 1 0 0 1		
Dave Concepcion, R OBP: 0.349, SLG: 0.421 (1, 6)	0-0 6-3 1-2		0-0 F9		0-0 F8 1-2		0-0 1B		0-0 BB BB 1B 1B	5 1 2 0 0 0 2		
Cesar Cedeno, R OBP: 0.336, SLG: 0.388 (1, 8)		0-0 6-3 2B		4-0 1B S 1B BB	0-0 E5 2-H		0-0 P4		4-0 BB BB 1B BB	3 2 1 0 2 0 1		
Johnny Bench, R OBP: 0.306, SLG: 0.333 (1, 5)		0-0 F9		0-0 1B S 1B BB	0-3 K			0-0 6-3	4-0 BB BB 1B BB	4 1 1 0 0 1 2		
Wayne Krenchicki, L OBP: 0.364, SLG: 0.400 (8, 5)		0-0 F9		1-3 1B E 1B				1-2 2-3 1B BB	0 0 0 0 1 0 0			
Mike Vail, R OBP: 0.319, SLG: 0.489 (1, 7)		0-0 6-3		0-0 E 1B	0-0 4-3			0-0 S 1B	3 0 1 1 0 0 2			
Eddie Milner, L OBP: 0.342, SLG: 0.324 (7, 7)		2-3 6-3		1-2 3-H 1B				1-H 2-H 3-H 1B	2 0 2 2 0 0 0			
Dan Driessen, L OBP: 0.376, SLG: 0.427 (1, 3)		0-0 G3		0-3 K		0-0 G3		4-0 BB BB 1-2 BB	3 0 0 0 1 1 3			
Alex Trevino, R OBP: 0.384, SLG: 0.333 (1, 2)			0-0 F8	0-0 F2		0-0 1-3		0-0 F8	4 0 0 0 0 0 4			
Charlie Leibrandt, R OBP: 0.375, SLG: 0.286 (1, 1)			0-0 3B 1B	0-0 E6 1-3 2-H 1B		0-3 K		0-3 K	4 1 2 0 0 2 2			
Tom Hume, R (8, 1)									0 0 0 0 0 0 0			
Inning Stats	R: 0 H: 1 E: 0 LOB: 0 K: 0 BB: 0 S: 3 P: 3	R: 0 H: 1 E: 0 LOB: 1 K: 0 BB: 0 S: 4 P: 4	R: 2 H: 2 E: 0 LOB: 0 K: 0 BB: 0 S: 5 P: 5	R: 2 H: 3 E: 1 LOB: 2 K: 2 BB: 1 S: 10 P: 14	R: 1 H: 1 E: 1 LOB: 1 K: 1 BB: 0 S: 7 P: 7	R: 0 H: 0 E: 0 LOB: 0 K: 1 BB: 0 S: 5 P: 5	R: 0 H: 1 E: 0 LOB: 1 K: 1 BB: 0 S: 6 P: 6	R: 0 H: 1 E: 0 LOB: 2 K: 1 BB: 1 S: 6 P: 10	R: 2 H: 2 E: 0 LOB: 2 K: 0 BB: 2 S: 4 P: 12	1B: 10 SF: 0 2B: 1 SAC: 0 3B: 1 DP: 0 HR: 0 HBP: 0	WP: 1 PA: 42 PB: 0 SB: 2 CS: 1	
PITCHER	IP WLS BF H R ER SO BB IBB HBP BLK WP HR S P ERA WHIP											
Pete Falcone, L ERA: 3.76 (1, 1)	5.0 L 24 8 5 3 3 1 0 0 0 1 0 29 33 5.40 1.800											
Craig Swan, R ERA: 1.84 (6, 1)	2.0 7 1 0 0 2 0 0 0 0 0 0 11 11 0.00 0.500											
Jesse Orosco, L ERA: 2.77 (8, 1)	2.0 11 3 2 2 1 3 0 0 0 0 0 10 22 9.00 3.000											

Cincinnati Reds @ New York Mets
 Shea Stadium, Flushing, NY
 Mon May 17 1982, 7:05 PM EDT
 Att. 14,131 - Unknown

livebaseballscorecards.com

AB	38
R	7
H	12
RBI	5
BB	4
SO	6
LOB	19



Batter	1	2	3	4	5	6	7	8	9	AB R H RBI BB SO LOB	TOP		
Paul Householder, S (1, 9) OBP: 0.329, SLG: 0.380	0-0 1-3 1B		0-0 CS 1B			0-0 F7		4-0 1B BB	0-0 FC4-6 BB	4 2 2 0 1 0 1			
Ron Oester, S (1, 4) OBP: 0.344, SLG: 0.392	0-0 1-3 1-2		0-0 CS 1-2	0-0 5-3		0-0 FC4 1B		0-0 1B 1B	4-0 BB	4 1 2 0 1 0 1			
Dave Concepcion, R (1, 6) OBP: 0.344, SLG: 0.413	0-0 G1-6-3 1B			0-3 K		0-0 FC4 1-2f		0-0 4-3 1-2 2-3	0-0 F9	5 0 1 1 0 1 5			
Cesar Cedeno, R (1, 8) OBP: 0.341, SLG: 0.392	0-0 G1-6-3 1-2f			0-0 1B			0-0 5-3	0-0 1B 1B		4 0 2 2 0 0 1			
Johnny Bench, R (1, 5) OBP: 0.313, SLG: 0.359		4-0 BB G5-4-3 BB		0-0 1-3			0-0 HR	0-3 K		3 1 1 1 1 1 2			
Mike Vail, R (1, 7) OBP: 0.314, SLG: 0.469		0-0 G5-4-3 1-2f		0-0 1-3			0-0 1-3	0-0 1B		4 0 1 0 0 0 1			
Dan Driessen, L (1, 3) OBP: 0.373, SLG: 0.422		0-0 G3		0-0 3-1			0-0 1B 1B	0-3 K		4 0 1 0 0 1 2			
Alex Trevino, R (1, 2) OBP: 0.388, SLG: 0.341			0-0 4-3		0-0 F9		0-0 1B		0-0 FC4-6 1B	4 0 2 0 0 0 0			
Bruce Berenyi, R (1, 1) OBP: 0.235, SLG: 0.353			0-0 4-3		0-3 K		0-0 P4		0-3 K	1 0 0 0 0 0 0 1 0 0 0 0 1 0 0 0 0 0 0 0 0 1 0 0 0 0 0 2 0 0 0 0 0 0 0 1 0 0 0 0 1 1			
German Barranca, L (8, PH) OBP: 0.263, SLG: 0.526													
Bob Shirley, R (6, 1) OBP: 0.250, SLG: 0.500													
Larry Bittner, L (7, PH) OBP: 0.493, SLG: 0.500													
Jim Kern, R (7, 1) OBP: 0.493, SLG: 0.500													
Eddie Milner, L (8, PH) OBP: 0.339, SLG: 0.321													
Inning Stats	R: 1 H: 2 E: 0 LOB: 0 K: 0 BB: 0 S: 4 P: 4	R: 0 H: 0 E: 0 LOB: 0 K: 0 BB: 1 P: 6	R: 0 H: 1 E: 0 LOB: 0 K: 0 BB: 0 P: 3	R: 0 H: 1 E: 0 LOB: 1 K: 1 BB: 0 P: 6	R: 0 H: 0 E: 0 LOB: 0 K: 0 BB: 0 P: 3	R: 0 H: 1 E: 0 LOB: 1 K: 1 BB: 0 P: 6	R: 1 H: 3 E: 0 LOB: 2 K: 0 BB: 0 P: 6	R: 2 H: 3 E: 0 LOB: 2 K: 2 BB: 1 P: 14	R: 0 H: 1 E: 0 LOB: 2 K: 1 BB: 1 P: 10	1B: 11 SF: 0 2B: 0 SAC: 0 3B: 0 DP: 2 HR: 1 HBP: 0	WP: 0 PA: 40 PB: 0 SB: 0 CS: 1		
PITCHER	IP WLS BF H R ER SO BB IBB HBP BLK WP HR S P ERA WHIP											PITCHER	IP WLS BF H R ER SO BB IBB HBP BLK WP HR S P ERA WHIP
Randy Jones, L (1, 1) ERA: 3.15	7.0 W 29 9 4 4 2 2 0 0 0 0 0 1 31 39 5.14 1.571												
Ed Lynch, R (8, 1) ERA: 3.33	0.2 4 2 0 0 1 0 0 0 0 0 0 0 6 6 0.00 3.000												
Neil Allen, R (8, 1) ERA: 2.53	1.1 S 6 1 0 0 2 1 0 0 0 0 0 0 9 13 0.00 1.500												

Cincinnati Reds @ New York Mets
Shea Stadium, Flushing, NY
Tue May 18 1982, 7:05 PM EDT
Att: 15,303 - Unknown

livebaseballscorecards.com

AB	36
R	4
H	12
RBI	4
BB	3
SO	5
LOB	16



Batter	1	2	3	4	5	6	7	8	9	AB	R	H	RBI	BB	SO	LOB	BOTTOM					
Mookie Wilson, S OBP: 0.345, SLG: 0.427	0-3 K		0-0 G5-4-3			0-0 F8 HR 1B		0-0 F9		4-0 IBB	4	1	1	0	1	1	3	Cincinnati Reds @ New York Mets Shea Stadium, Flushing, NY Tue May 18 1982, 7:05 PM EDT Att. 15,303 - Unknown				
Wally Backman, S OBP: 0.402, SLG: 0.423 Tom Verzyer, R OBP: 0.407, SLG: 0.462	0-0 4-3			4-0 BB 2B BB		0-0 HR 1B		0-0 4-3		0-0 6-3	2	2	1	0	1	0	0		AB 27 R 7 H 6 RBI 7 BB 9 SO 8 LOB 20			
Rusty Staub, L OBP: 0.226, SLG: 0.231 Mike Jorgensen, L OBP: 0.429, SLG: 0.273	0-3 K			4-0 2B BB		0-0 SF7		0-0 1-4-3			2	1	0	1	1	1	0					
George Foster, R OBP: 0.306, SLG: 0.341 Ellis Valentine, R OBP: 0.246, SLG: 0.250		0-0 G4-6-3 1B		0-3 K		0-0 F8		4-0 HBP BB			3	0	1	0	1	1	4					
Gary Rajsich, L OBP: 0.256, SLG: 0.325 Joel Youngblood, R OBP: 0.303, SLG: 0.412		0-0 G4-6-3 1-2f		0-3 K		0-0 HR		1-0 HBP			3	1	1	3	0	1	3					
Hubie Brooks, R OBP: 0.340, SLG: 0.323		0-3 K		0-0 2B		0-0 6-3		0-3 K			4	1	1	1	0	2	2					
Ron Hodges, L OBP: 0.583, SLG: 0.667			4-0 BB		0-0 2B			4-0 FC2-6 BB		4-0 1-3 BB	1	0	1	2	3	0	0					
Ron Gardenhire, R OBP: 0.296, SLG: 0.276			0-0 6-3		0-3 K			0-3 K		0-0 1-3	4	0	0	0	0	2	4					
Randy Jones, R OBP: 0.238, SLG: 0.158 Ed Lynch, R Neil Allen, R OBP: 0.500, SLG: 0.500			4-0 BB			4-0 1B 1B SF7 BB		0-0 FC2-6		0-0 F7	1	1	0	0	2	0	1					
											0	0	0	0	0	0	0					
											1	0	0	0	0	0	1					
											1	0	0	0	0	1						
Inning Stats	R: 0 E: 0 K: 2 S: 7	H: 0 LOB: 0 BB: 0 P: 7	R: 0 E: 0 K: 1 S: 5	H: 1 LOB: 0 BB: 0 P: 5	R: 0 E: 0 K: 0 S: 2	H: 0 LOB: 1 BB: 2 P: 10	R: 3 E: 0 K: 3 S: 11	H: 2 LOB: 1 BB: 2 P: 19	R: 4 E: 0 K: 0 S: 6	H: 3 LOB: 0 BB: 1 P: 10	R: 0 E: 0 K: 1 S: 5	H: 0 LOB: 1 BB: 1 P: 9	R: 0 E: 0 K: 1 S: 5	H: 0 LOB: 2 BB: 1 P: 10	R: 0 E: 0 K: 0 S: 3	H: 0 LOB: 2 BB: 2 P: 11	1B: 3 2B: 2 3B: 0 HR: 1	SF: 1 SAC: 0 DP: 2 HBP: 1	WP: 0 PB: 0 SB: 0 CS: 0	PA: 38		
PITCHER	IP	WLS	BF	H	R	ER	SO	BB	IBB	HBP	BLK	WP	HR	S	P	ERA	WHIP					
Bruce Berenyi, R ERA: 3.35	(1, 1)	5.0	L	24	6	7	6	5	0	0	0	0	1	31	51	12.60	2.200					
Bob Shirley, L ERA: 7.02	(6, 1)	1.0		4	0	0	1	1	0	0	0	0	0	5	9	0.00	1.000					
Jim Kern, R ERA: 4.88	(7, 1)	2.0		10	0	0	1	2	1	1	0	0	0	8	21	0.00	1.000					



Batter	1	2	3	4	5	6	7	8	9	AB R H RBI BB SO LOB	TOP									
Eddie Milner, L (1, 9) OBP: 0.336, SLG: 0.313	0-3 K		0-0 4-3		4-0 BB		0-0 4-3			3 0 0 0 1 1 1	<p>Cincinnati Reds @ New York Mets</p> <p>Shea Stadium, Flushing, NY</p> <p>Wed May 19 1982, 7:05 PM EDT</p> <p>Att: 16,790 - Unknown</p>									
Ron Oester, S (1, 4) OBP: 0.335, SLG: 0.382	0-0 3-1		0-0 F9		0-0 4-3			0-0 6-3		4 0 0 0 0 0 2										
Dave Concepcion, R (1, 6) OBP: 0.335, SLG: 0.401	0-0 L6			0-0 G3		0-0 5-3		0-0 4-3		4 0 0 0 0 0 0										
Cesar Cedeno, R (1, 8) OBP: 0.338, SLG: 0.395		0-0 F2		0-0 2B		0-0 5-3		0-0 F3		4 0 1 0 0 0 0										
Larry Bittner, L (1, 7) OBP: 0.394, SLG: 0.484		0-0 4-3		0-0 F5		0-0 FC6 1B		0-0 F7		4 0 1 0 0 0 1										
Dan Driessen, L (1, 3) OBP: 0.376, SLG: 0.470		0-0 HR		0-0 F8		0-0 FC6 1-2f		0-0 HR		4 2 2 2 0 0 2										
Alex Trevino, R (1, 2) OBP: 0.383, SLG: 0.337		0-0 1B			0-0 F7		0-0 F8		0-0 1-3	4 0 1 0 0 0 0										
Wayne Krenchicki, L (1, 5) OBP: 0.324, SLG: 0.353		0-0 4-3			0-0 4-3		0-0 4-3		0-3 K	4 0 0 0 0 1 1										
Tom Seaver, R (1, 1) OBP: 0.167, SLG: 0.250 German Barranca, L (7, PH) OBP: 0.300, SLG: 0.550 Jim Kern, R (7, 1)			0-3 K		0-0 BB 1B		0-0 1B			2 0 1 0 0 1 0 1 0 1 0 0 0 0 0 0 0 0 0 0 0										
Inning Stats	R: 0 E: 0 K: 1 S: 5	H: 0 LOB: 0 BB: 0 P: 5	R: 1 E: 0 K: 0 S: 5	H: 2 LOB: 1 BB: 0 P: 5	R: 0 E: 0 K: 1 S: 5	H: 0 LOB: 0 BB: 0 P: 5	R: 0 E: 0 K: 0 S: 4	H: 1 LOB: 1 BB: 0 P: 4	R: 0 E: 0 K: 0 S: 4	H: 1 LOB: 2 BB: 1 P: 8	R: 0 E: 0 K: 0 S: 4	H: 1 LOB: 1 BB: 0 P: 4	R: 0 E: 0 K: 0 S: 3	H: 0 LOB: 0 BB: 0 P: 3	R: 1 E: 0 K: 1 S: 6	H: 1 LOB: 0 BB: 0 P: 6	1B: 4 2B: 1 3B: 0 HR: 2	SF: 0 SAC: 0 DP: 0 HBP: 0	WP: 0 PB: 0 SB: 0 CS: 0	PA: 35
PITCHER Pat Zachry, R (1, 1) ERA: 4.71	IP: 9.0 WLS: W BF: 35 H: 7 R: 2 ER: 2 SO: 3 BB: 1 IBB: 0 HBP: 0 BLK: 0 WP: 0 HR: 2 S: 40 P: 44 ERA: 2.00 WHIP: 0.889											PITCHER	IP: WLS: BF: H: R: ER: SO: BB: IBB: HBP: BLK: WP: HR: S: P: ERA: WHIP:							

AB	34
R	2
H	7
RBI	2
BB	1
SO	3
LOB	7



livebaseballscorecards.com

Batter	1	2	3	4	5	6	7	8	9	AB	R	H	RBI	BB	SO	LOB				
Wally Backman, S OBP: 0.395, SLG: 0.413 Tom Verzyer, R OBP: 0.407, SLG: 0.462	0-0 E HR 1B	0-0 4-3		0-3 K			0-3 K			4	1	1	0	0	2	1				
John Stearns, R OBP: 0.368, SLG: 0.460	0-0 E8 HR 1B	4-0 2B BB		0-0 6-3			0-0 1B			3	2	2	0	1	0	1				
George Foster, R OBP: 0.304, SLG: 0.346 Ellis Valentine, R OBP: 0.246, SLG: 0.250	0-3 K	0-0 2B		0-3 K			0-0 F8			4	0	1	1	0	2	3				
Dave Kingman, R OBP: 0.303, SLG: 0.565 Mike Jorgensen, L OBP: 0.429, SLG: 0.273	0-0 HR	0-0 1-3		0-3 K			0-0 1-3			4	1	1	3	0	1	1				
Joel Youngblood, R OBP: 0.301, SLG: 0.404	0-0 F8		0-0 5-3		0-0 6-3		0-0 1B BLK			4	0	1	0	0	0	0				
Gary Rajsich, L OBP: 0.255, SLG: 0.302 Mookie Wilson, S OBP: 0.345, SLG: 0.427	1-0 1B HBP		0-0 1-3		0-0 F9		0-0 P6			3	0	0	0	0	0	1				
Hubie Brooks, R OBP: 0.338, SLG: 0.321	0-0 FC6-4 1B		0-0 5-3		0-0 F9		0-0 F9			4	0	1	0	0	0	1				
Ron Gardenhire, R OBP: 0.297, SLG: 0.271	0-0 FC6-4		4-0 4-3 BB		0-0 5-3		0-3 K			2	0	0	0	1	0	2				
Pat Zachry, R (1, 1)		0-0 4-3		0-0 4-3						3	0	0	0	0	1	1				
Inning Stats	R: 3 E: 1 K: 1 S: 9	H: 4 LOB: 2 BB: 0 P: 10	R: 1 E: 0 K: 0 S: 4	H: 1 LOB: 1 BB: 1 P: 8	R: 0 E: 0 K: 0 S: 3	H: 0 LOB: 0 BB: 0 P: 3	R: 0 E: 0 K: 1 S: 5	H: 0 LOB: 1 BB: 1 P: 9	R: 0 E: 0 K: 2 S: 7	H: 0 LOB: 0 BB: 0 P: 7	R: 0 E: 0 K: 3 S: 3	H: 0 LOB: 0 BB: 0 P: 3	R: 0 E: 0 K: 2 S: 8	H: 1 LOB: 1 BB: 0 P: 8	R: 0 E: 0 K: 0 S: 4	H: 1 LOB: 1 BB: 0 P: 4	1B: 5 2B: 1 3B: 0 HR: 1	SF: 0 SAC: 0 DP: 0 HBP: 1	WP: 0 PB: 0 SB: 0 CS: 0	PA: 34
PITCHER Tom Seaver, R ERA: 6.06 Jim Kern, R ERA: 4.5	IP 6.0 2.0	WLS L	BF 26 8	H 5 2	R 4 0	ER 4 0	SO 4 2	BB 4 0	IBB 0 0	HBP 1 0	BLK 0 1	WP 0 0	HR 1 0	S 31 12	P 40 12	ERA 6.00 0.00	WHIP 1.167 1.000			

BOTTOM

Cincinnati Reds @ New York Mets
 Shea Stadium, Flushing, NY
 Wed May 19 1982, 7:05 PM EDT
 Att. 16,790 - Unknown

AB	31
R	4
H	7
RBI	4
BB	2
SO	6
LOB	11



WP: 0	PA: 34
PB: 0	
SB: 0	
CS: 0	

Batter	1	2	3	4	5	6	7	8	9	AB R H RBI BB SO LOB	TOP									
Mookie Wilson, S OBP: 0.349, SLG: 0.435 (1, 8)	0-0 2B		0-0 1B			0-0 5-3		0-0 4-3		4 0 2 1 0 0 0	New York Mets @ Houston Astros Astrodome, Houston, TX Fri May 21 1982, 8:05 PM EDT Att. 22,383 - Dome									
John Stearns, R OBP: 0.357, SLG: 0.445 (1, 2)	0-3 K		0-0 F8			0-0 5-3		0-0 5-3		4 0 0 0 0 1 2										
George Foster, R OBP: 0.303, SLG: 0.343 (1, 7)	0-0 6-3		0-0 F8			0-0 1B		0-3 K		4 0 1 0 0 1 2										
Dave Kingman, R OBP: 0.302, SLG: 0.552 (1, 3)	0-3 K			4-0 BB		0-3 K		0-0 4-3		3 0 0 0 1 2 2										
Joel Youngblood, R OBP: 0.299, SLG: 0.391 (1, 9)		4-0 BB		0-0 BB		0-0 G5-4-3		0-0 5-3		3 0 0 0 1 0 1										
Hubie Brooks, R OBP: 0.342, SLG: 0.326 (1, 5)		0-3 K		0-0 P2		0-0 E 1B 1B		0-0 1B		4 0 2 0 0 1 1										
Wally Backman, S OBP: 0.389, SLG: 0.397 (1, 4)		0-0 F9		4-0 BB		0-0 F7		0-0 4-3		3 0 0 0 1 0 2										
Ron Gardenhire, R OBP: 0.306, SLG: 0.282 (1, 6)			0-0 1B		0-0 G4-6-3		0-0 E5			3 1 2 0 0 0 1										
Mike Scott, R OBP: 0.136, SLG: 0.143 (1, 1)			0-3 K		0-0 F8		0-3 K			2 0 0 0 0 1 1										
Ed Lynch, R (6, 1)										0 0 0 0 0 0 0										
Mike Jorgensen, L (7, PH)										1 0 0 0 0 1 2										
Jesse Orosco, R (7, 1)										0 0 0 0 0 0 0										
Inning Stats	R: 0 E: 0 K: 2 S: 8	H: 1 LOB: 1 BB: 0 P: 8	R: 0 E: 0 K: 1 S: 4	H: 0 LOB: 0 BB: 1 P: 8	R: 1 E: 0 K: 1 S: 7	H: 2 LOB: 1 BB: 0 P: 7	R: 0 E: 0 K: 0 S: 2	H: 0 LOB: 0 BB: 1 P: 6	R: 0 E: 0 K: 1 S: 6	H: 1 LOB: 1 BB: 0 P: 6	R: 0 E: 1 K: 1 S: 7	H: 2 LOB: 2 BB: 0 P: 7	R: 0 E: 0 K: 1 S: 5	H: 0 LOB: 0 BB: 0 P: 5	R: 0 E: 0 K: 0 S: 4	H: 1 LOB: 1 BB: 0 P: 4	1B: 6 2B: 1 3B: 0 HR: 0	SF: 0 SAC: 0 DP: 2 HBP: 0	WP: 0 PB: 0 SB: 1 CS: 1	PA: 34
PITCHER	IP WLS BF H R ER SO BB IBB HBP BLK WP HR S P ERA WHIP																			
Don Sutton, R (1, 1) ERA: 2.24	8.0 W 30 6 1 1 7 3 0 0 0 0 0 0 41 53 1.12 1.125																			
Frank LaCorte, R (9, 1) ERA: 5.4	1.0 4 1 0 0 0 0 0 0 0 0 0 0 4 4 0.00 1.000																			

livebaseballscorecards.com

AB	31
R	1
H	7
RBI	1
BB	3
SO	7
LOB	14



Batter	1	2	3	4	5	6	7	8	9	AB	R	H	RBI	BB	SO	LOB	BOTTOM		
Terry Puhl, L OBP: 0.312, SLG: 0.359 (1, 9)	0-0 4-3		0-0 1B 2B		0-0 SH1-3 2B 1B		0-0 F7			4	2	2	0	0	0	0			
Tony Scott, S OBP: 0.271, SLG: 0.325 Scott Loucks, R (8, 8)	0-0 4-3		0-0 G5-4-3 1B		0-0 SH1-3 1-2		0-3 K			3	0	1	1	0	1	0			
Ray Knight, R OBP: 0.353, SLG: 0.468 (1, 5)	0-0 P4		0-0 G5-4-3 1-2f		0-0 P4		0-3 K2-3			4	0	0	0	0	1	2			
Jose Cruz, L OBP: 0.333, SLG: 0.415 (1, 7)		0-0 F7		0-0 FC4-6 1B 1B		0-0 2B		0-0 G3		4	1	2	1	0	0	0			
Danny Heep, L OBP: 0.297, SLG: 0.382 Frank LaCorte, R (9, 1)		0-0 2B		4-0 FC4-6 1-2 BB		0-0 F8		4-0 6-3 BB		2	1	1	0	2	0	1			
Phil Garner, R OBP: 0.343, SLG: 0.494 (1, 4)		0-0 1B 2B		0-0 FC4-6 1-2f 2-3		0-0 SF9 3B		0-0 6-3 1-2		4	1	2	1	0	0	3			
Alan Ashby, S OBP: 0.338, SLG: 0.416 (1, 2)		0-3 K		0-0 FC6-4 1-3 3-H 1B		0-0 SF9		0-0 5-3		3	0	1	2	0	1	2			
Craig Reynolds, L OBP: 0.351, SLG: 0.313 (1, 6)		0-0 2-H 1B		0-0 F7		0-0 P4				3	0	1	0	0	0	2			
Don Sutton, R OBP: 0.208, SLG: 0.174 Denny Walling, L OBP: 0.316, SLG: 0.255 (9, 3)			0-3 K	0-0 FC6-4 1-2f		0-0 6-3				3	0	0	0	0	1	2			
Inning Stats	R: 0 E: 0 K: 0 S: 3	H: 0 LOB: 0 BB: 0 P: 3	R: 1 E: 0 K: 1 S: 7	H: 3 LOB: 2 BB: 0 P: 7	R: 1 E: 0 K: 1 S: 6	H: 2 LOB: 0 BB: 0 P: 6	R: 1 E: 0 K: 0 S: 5	H: 2 LOB: 1 BB: 0 P: 5	R: 1 E: 0 K: 0 S: 4	H: 1 LOB: 0 BB: 0 P: 4	R: 0 E: 0 K: 2 S: 7	H: 0 LOB: 0 BB: 0 P: 7	R: 0 E: 0 K: 0 S: 3	H: 0 LOB: 1 BB: 1 P: 7	1B: 5 2B: 4 3B: 1 HR: 0	SF: 1 SAC: 1 DP: 1 HBP: 0	WP: 0 PB: 0 SB: 1 CS: 0	PA: 34	
PITCHER	IP	WLS	BF	H	R	ER	SO	BB	IBB	HBP	BLK	WP	HR	S	P	ERA	WHIP		
Mike Scott, R ERA: 2.78 (1, 1)	5.0	L	23	9	4	4	2	1	0	0	0	0	0	26	30	7.20	2.000		
Ed Lynch, R ERA: 3.55 (6, 1)	1.0		4	1	1	1	0	0	0	0	0	0	0	4	4	9.00	1.000		
Jesse Orosco, L ERA: 2.57 (7, 1)	2.0		7	0	0	0	2	1	0	0	0	0	0	10	14	0.00	0.500		


New York Mets @ Houston Astros
Astrodome, Houston, TX
Fri May 21 1982, 8:05 PM EDT
Att. 22,383 - Dome

livebaseballscorecards.com

AB	30
R	5
H	10
RBI	5
BB	2
SO	4
LOB	12



Batter	1	2	3	4	5	6	7	8	9	10	11	12	AB	R	H	RBI	BB	SO	LOB
Dickie Thon, R OBP: 0.284, SLG: 0.319 (1, 5)	0-0 F8		0-3 K			0-0 F4		0-0 2B	0-0 1B			0-0 F3	6	0	2	0	0	1	1
Tony Scott, S OBP: 0.267, SLG: 0.318 (1, 8)	0-0 1B			0-0 P4		0-0 F7		0-0 F7	0-0 F8			0-3 K	6	0	1	0	0	1	2
Ray Knight, R OBP: 0.353, SLG: 0.463 Scott Loucks, R (12, PR)	0-3 K			0-3 K		0-0 1B		0-0 F9		0-0 4-3		0-0 FC5-4	6	0	2	0	0	2	2
Jose Cruz, L OBP: 0.339, SLG: 0.418 (1, 7)	0-0 CS	0-0 F8		0-0 F9		0-0 1B			0-0 HR	0-0 1B		0-0 FC5-4	6	1	3	0	0	0	1
Phil Garner, R OBP: 0.339, SLG: 0.485 (1, 4)		0-0 F8			0-0 F7	0-0 F7			0-0 HR	0-0 F7			5	1	1	0	0	0	3
Kiko Garcia, R OBP: 0.268, SLG: 0.350 Craig Reynolds, L (7, PH)		0-0 5-3			4-0 3B		0-0 F5		0-0 E3	0-0 F8			1	1	0	0	1	0	0
Terry Puhl, L OBP: 0.321, SLG: 0.401 (1, 9)			0-0 1B		0-0 3B		0-3 K		0-0 HR		0-0 F8		5	1	3	5	0	1	0
Alan Ashby, S OBP: 0.326, SLG: 0.400 (1, 2)			0-0 P5		0-0 5-3		0-3 K		0-0 4-3		0-3 K		5	0	0	0	0	2	2
Nolan Ryan, R Denny Walling, L Dave Smith, R Danny Heep, L Frank LaCorte, R Joe Pittman, R Randy Moffitt, R	0-0 P4		0-0 P4		0-0 4-3		0-0 5-3	0-0 5-3	0-0 F7		0-3 K2-3		2	0	0	0	0	0	2

BOTTOM	
New York Mets @ Houston Astros Astrodome, Houston, TX Sat May 22 1982, 8:05 PM EDT Att: 33,253 - Dome	
AB 48 R 5 H 12 RBI 5 BB 1 SO 8 LOB 16	

Inning Stats		1		2		3		4		5		6		7		8		9		10		11		12		WP	PA	
R: 0	H: 1	R: 0	H: 0	R: 0	H: 1	R: 0	H: 0	R: 1	H: 1	R: 0	H: 2	R: 0	H: 0	R: 0	H: 1	R: 4	H: 4	R: 0	H: 1	R: 0	H: 0	R: 0	H: 1	R: 0	H: 1	1B: 9	SF: 0	
E: 0	LOB: 0	E: 0	LOB: 0	E: 0	LOB: 1	E: 0	LOB: 0	E: 0	LOB: 1	E: 0	LOB: 2	E: 0	LOB: 0	E: 0	LOB: 1	E: 1	LOB: 1	E: 0	LOB: 1	E: 0	LOB: 0	E: 0	LOB: 1	E: 0	LOB: 1	2B: 1	SAC: 0	
K: 1	BB: 0	K: 0	BB: 0	K: 1	BB: 0	K: 1	BB: 0	K: 0	BB: 1	K: 0	BB: 0	K: 2	BB: 0	K: 0	BB: 0	K: 0	BB: 0	K: 2	BB: 0	K: 2	BB: 0	K: 1	BB: 0	K: 1	BB: 0	3B: 1	DP: 0	
S: 5	P: 5	S: 3	P: 3	S: 6	P: 6	S: 5	P: 5	S: 4	P: 8	S: 5	P: 5	S: 7	P: 7	S: 4	P: 4	S: 8	P: 8	S: 4	P: 4	S: 7	P: 7	S: 6	P: 6	S: 6	P: 6	HR: 1	HBP: 0	CS: 1
PITCHER		IP		WLS		BF		H		R		ER		SO		ERA		WHIP										
Pete Falcone, L ERA: 3.47		(1, 1)		6.0		23		5		1		1		3		1.50		1.000										
Craig Swan, R ERA: 2.3		(7, 1)		2.0		10		3		3		2		0		13.50		1.500										
Neil Allen, R ERA: 2.49		(9, 1)		4.0		16		4		1		0		3		0.00		1.000										

Batter	1	2	3	4	5	6	7	8	9	AB R H RBI BB SO LOB	TOP
Mookie Wilson, S (1, 8) x OBP: 0.348, SLG: 0.421	0-0 1-3 ①		0-0 4-3 ② x	0-0 1-2 1B			x 0-0 6-3 ①		4-0 FC6-4 BB 1-2	4 0 1 0 1 0 1	
Wally Backman, S (1, 4) x OBP: 0.388, SLG: 0.388 Ron Gardenhire, R (8, 6)	0-0 L1 ②		0-0 WP S WP 1B	0-0 1-3 ③			x 0-0 CS 1B	x 0-0 FC6-4 ③ 1-2f	4 1 2 1 0 0 2 1 0 0 0 0 0 2		
George Foster, R (1, 7) x OBP: 0.311, SLG: 0.340	0-0 6-3 ③		4-0 WP BB BB 1-3 BB		0-3 K ①		x 0-0 5-3 ② ③ 1-2		3 0 0 0 1 1 1		
Dave Kingman, R (1, 3) Mike Jorgensen, L (8, 3)		0-0 F7 ①	4-0 WP BB 1-2		0-0 P3 ②		x 0-0 F7 ①		3 0 0 0 1 0 0 0 0 0 0 0 0 0		
Joel Youngblood, R (1, 9)		0-0 F7 ②	1-0 HBP 1-2 2-3 3-H		0-0 6-3 ③		x 0-0 6-3 ②		3 0 0 0 0 0 0		
Ron Hodges, L (1, 2) OBP: 0.536, SLG: 0.571		4-0 BB	0-0 4-3 ③		0-0 F7 ①		x 0-3 K ③		3 0 0 0 1 1 3		
Hubie Brooks, R (1, 5)		0-0 F7 ③		0-0 5-3 ①		x 0-0 F7 ②		x 0-0 F9 ①	4 0 0 0 0 0 1		
Tom Verzyer, R (1, 6) (8, 4)			0-0 4-3 SH1-4 1B 1B	0-0 F8 ②		x 0-0 FC5-4 1B		x 0-0 F3 ②	4 1 2 0 0 0 0		
Randy Jones, R (1, 1) OBP: 0.292, SLG: 0.190			0-0 SH1-4 ① BB BB 1-2	4-0 1B BB		x 0-0 FC5-4 ③ 1-2f		x 0-0 BB 1B	2 0 1 0 1 0 1		
Inning Stats	R: 0 H: 0 E: 0 LOB: 0 K: 0 BB: 0 S: 3 P: 3	R: 0 H: 0 E: 0 LOB: 1 K: 0 BB: 1 S: 3 P: 7	R: 2 H: 2 E: 0 LOB: 3 K: 0 BB: 2 S: 5 P: 14	R: 0 H: 1 E: 0 LOB: 2 K: 0 BB: 1 S: 4 P: 8	R: 0 H: 0 E: 0 LOB: 0 K: 1 BB: 0 S: 5 P: 5	R: 0 H: 1 E: 0 LOB: 1 K: 0 BB: 0 S: 4 P: 4	R: 0 H: 1 E: 0 LOB: 0 K: 0 BB: 0 S: 3 P: 3	R: 0 H: 0 E: 0 LOB: 0 K: 1 BB: 0 S: 5 P: 5	R: 0 H: 1 E: 0 LOB: 2 K: 0 BB: 1 S: 4 P: 8	1B: 6 SF: 0 2B: 0 SAC: 1 3B: 0 DP: 0 HR: 0 HBP: 1	WP: 2 PA: 38 PB: 0 SB: 1 CS: 1
PITCHER	IP WLS BF H R ER SO BB IBB HBP BLK WP HR S P ERA WHIP	PITCHER IP WLS BF H R ER SO BB IBB HBP BLK WP HR S P ERA WHIP									
Joe Niekro, R (1, 1) ERA: 2.74	7.0 L 30 5 2 2 1 4 0 1 0 0 2 0 27 44 2.57 1.286	Joe Niekro, R (1, 1) ERA: 2.74									
Frank LaCorte, R (8, 1) ERA: 4.43	2.0 8 1 0 0 1 1 0 0 0 0 0 0 9 13 0.00 1.000	Frank LaCorte, R (8, 1) ERA: 4.43									

New York Mets @ Houston Astros
Astrodome, Houston, TX
Sun May 23 1982, 8:05 PM EDT
Att. 26,624 - Dome

livebaseballscorecards.com

AB	31
R	2
H	6
RBI	1
BB	5
SO	2
LOB	11



BOTTOM

New York Mets @ Houston Astros
Astrodome, Houston, TX
Sun May 23 1982, 8:05 PM EDT
Att. 26,624 - Dome

livebaseballscorecards.com

AB	31
R	0
H	4
RBI	0
BB	2
SO	6
LOB	14



WP:	0	PA:	34
PB:	0	SB:	0
CS:	0		

AB R H RBI BB SO LOB

3	0	0	0	1	0	1
4	0	1	0	0	0	2
3	0	0	0	1	1	3
4	0	1	0	0	1	1
4	0	0	0	0	0	2
4	0	1	0	0	2	2
4	0	0	0	0	1	3
3	0	1	0	0	0	0
1	0	0	0	0	0	0
1	0	0	0	0	1	0
0	0	0	0	0	0	0

Batter	1	2	3	4	5	6	7	8	9
Terry Puhl, L OBP: 0.319, SLG: 0.393 (1, 9) BBB	4-0 FC6-4 BB		0-0 E3 1B		0-0 F8		0-0 F9		
Tony Scott, S OBP: 0.266, SLG: 0.316 (1, 8) X	0-0 FC6-4 1-2f		0-0 1-2 1B		0-0 5-3			0-0 5-3	
Ray Knight, R OBP: 0.350, SLG: 0.454 (1, 5) X	0-0 F9		0-3 K			4-0 FC6-4 1B BB		0-0 F7	
Jose Cruz, L OBP: 0.337, SLG: 0.414 (1, 7) X	0-0 F9			0-3 K		0-0 1-2 FC6-4 1B		0-0 F7	
Phil Garner, R OBP: 0.331, SLG: 0.473 (1, 4) X		0-0 5-3		0-0 4-3		0-0 FC6-4 1-2f 2-3		0-0 6-3	
Danny Heep, L OBP: 0.286, SLG: 0.385 (1, 3) SS		0-3 K		0-0 2B		0-0 P4		0-3 K	
Kiko Garcia, R OBP: 0.244, SLG: 0.318 (1, 6) SS		0-3 K		0-0 4-3		0-0 5-3		0-0 F7	
Luis Pujols, R OBP: 0.400, SLG: 0.444 (1, 2) X			0-0 F2			0-0 SH2-4 1B		0-0 5-3	
Joe Niekro, R OBP: 0.045, SLG: 0.091 (1, 1) Joe Pittman, R OBP: 0.125, SLG: 0.250 (7, PH) Frank LaCorte, R (8, 1)			0-0 F4			0-0 SH2-4 1-2		0-3 K	

Inning Stats	R: 0 H: 0 E: 0 LOB: 1 K: 0 BB: 1 S: 3 P: 7	R: 0 H: 0 E: 0 LOB: 0 K: 2 BB: 0 S: 7 P: 7	R: 0 H: 1 E: 1 LOB: 2 K: 1 BB: 0 S: 7 P: 7	R: 0 H: 1 E: 0 LOB: 1 K: 1 BB: 0 S: 6 P: 6	R: 0 H: 1 E: 0 LOB: 1 K: 0 BB: 0 S: 4 P: 4	R: 0 H: 1 E: 0 LOB: 2 K: 0 BB: 1 S: 4 P: 8	R: 0 H: 0 E: 0 LOB: 0 K: 1 BB: 0 S: 5 P: 5	R: 0 H: 0 E: 0 LOB: 0 K: 0 BB: 0 S: 3 P: 3	R: 0 H: 0 E: 0 LOB: 0 K: 1 BB: 0 S: 5 P: 5	1B: 3 SF: 0 2B: 1 SAC: 1 3B: 0 DP: 0 HR: 0 HBP: 0
--------------	---	---	---	---	---	---	---	---	---	--

PITCHER	IP WLS BF H R ER SO BB IBB HBP BLK WP HR S P ERA WHIP	IP WLS BF H R ER SO BB IBB HBP BLK WP HR S P ERA WHIP
Randy Jones, L ERA: 2.74 (1, 1)	9.0 W 34 4 0 0 6 2 0 0 0 0 0 44 52 0.00 0.667	

Batter	1	2	3	4	5	6	7	8	9	AB R H RBI BB SO LOB	TOP											
Mookie Wilson, S (1, 8) OBP: 0.351, SLG: 0.423	0-3 K		0-0 F9			0-0 1B	0-0 FC9-2			4 1 2 0 0 1 0	New York Mets @ Atlanta Braves Atlanta-Fulton County Stadium, Atlanta, GA Mon May 24 1982, 7:05 PM EDT Att: 10,388 - Unknown											
John Stearns, R (1, 2) OBP: 0.373, SLG: 0.474	0-0 F3			0-0 4-3		0-0 1B	0-0 6-3			4 1 1 0 0 0 1												
George Foster, R (1, 7) OBP: 0.315, SLG: 0.340	0-0			4-0 HR		0-0 F3	0-0 FC9-2			3 1 1 0 1 0 3												
Joel Youngblood, R (8, 7) OBP: 0.294, SLG: 0.375	1B			BB		0-0 F3	0-0 FC9-2			0 0 0 0 0 0 0												
Dave Kingman, R (1, 3) OBP: 0.309, SLG: 0.531	0-3 K			0-0 6-4		0-0 1B		0-0 G1		4 1 1 1 0 1 2												
Mike Jorgensen, L (8, 3) OBP: 0.375, SLG: 0.231	K			1-2		1-3 2-H		0-0 K		0 0 0 0 0 0 0												
Ellis Valentine, R (1, 9) OBP: 0.243, SLG: 0.288		0-0 6-3		0-0 HR		0-0 F8		0-3 K		4 1 1 2 0 1 2												
Hubie Brooks, R (1, 5) OBP: 0.327, SLG: 0.310		0-0 F7		0-3 K		0-0 2B		0-0 5-3		4 0 1 1 0 1 0												
Ron Gardenhire, R (1, 6) OBP: 0.295, SLG: 0.280		0-0 F8			0-0 P6	0-0 2B			0-0 6-3	4 0 1 1 0 0 0												
Tom Verzyer, R (1, 4) OBP: 0.405, SLG: 0.412			0-0 6-3		0-0 6-3	4-0 IBB			0-0 5-3	3 0 0 0 1 0 0												
Pat Zachry, R (1, 1) OBP: 0.400, SLG: 0.250			0-3 K		0-0 6-3	0-0 FC4-6			0-3 K	3 0 0 0 0 1 3												
Neil Allen, R (8, 1)						1-2f				1 0 0 0 0 1 0												
Inning Stats	R: 0 E: 0 K: 2 S: 8	H: 1 LOB: 1 BB: 0 P: 8	R: 0 E: 0 K: 0 S: 3	H: 0 LOB: 0 BB: 0 P: 3	R: 0 E: 0 K: 1 S: 5	H: 0 LOB: 0 BB: 0 P: 5	R: 2 E: 0 K: 1 S: 6	H: 1 LOB: 0 BB: 1 P: 10	R: 0 E: 0 K: 0 S: 3	H: 0 LOB: 0 BB: 0 P: 3	R: 3 E: 0 K: 0 S: 8	H: 5 LOB: 3 BB: 1 P: 12	R: 0 E: 0 K: 0 S: 3	H: 1 LOB: 0 BB: 0 P: 3	R: 0 E: 0 K: 1 S: 5	H: 0 LOB: 0 BB: 0 P: 5	R: 0 E: 0 K: 1 S: 5	H: 0 LOB: 0 BB: 0 P: 5	1B: 6 2B: 2 3B: 0 HR: 1	SF: 0 SAC: 0 DP: 1 HBP: 0	WP: 0 PB: 0 SB: 1 CS: 0	PA: 36
PITCHER	IP WLS BF H R ER SO BB IBB HBP BLK WP HR S P ERA WHIP																					
Ken Dayley, L (1, 1) ERA: 6.75	5.1 L 22 5 5 5 4 1 0 0 0 0 1 29 33 8.44 1.125																					
Steve Bedrosian, R (6, 1) ERA: 1.46	1.2 8 3 0 0 0 0 0 1 0 0 0 0 7 11 0.00 1.800																					
Gene Garber, R (8, 1) ERA: 1.73	2.0 6 0 0 0 0 2 0 0 0 0 0 0 10 10 0.00 0.000																					

livebaseballscorecards.com



Batter	1	2	3	4	5	6	7	8	9	AB	R	H	RBI	BB	SO	LOB
Brett Butler, L OBP: 0.321, SLG: 0.234 (1, 8)	0-0 E4 CS		0-0 F8 1-2		0-0 4-3			0-0 1B 2B		4	1	1	0	0	0	1
Glenn Hubbard, R OBP: 0.341, SLG: 0.371 (1, 4)	0-0 HR		0-0 F8			0-3 K		0-0 1B G1-6-3		4	2	2	2	0	1	0
Claudell Washington, L OBP: 0.319, SLG: 0.408 (1, 9)	0-0 G3			0-0 F8		0-0 1-3		0-0 1B G1-6-3		4	0	1	0	0	0	0
Dale Murphy, R OBP: 0.409, SLG: 0.632 (1, 7)	0-0 1-3			0-0 1B 1B		0-0 BB 1B		0-0 G1-6-3 1-2f 3-H		4	0	2	0	0	0	1
Bob Horner, R OBP: 0.396, SLG: 0.596 (1, 5)		0-0 5-3		0-0 FC6-4 1B		4-0 BB BB BB 1-2 BB		0-0 P3		3	0	1	0	1	0	0
Chris Chambliss, L OBP: 0.375, SLG: 0.493 (1, 3)		0-0 4-3		0-0 F7		0-3 K		0-0 F7		4	0	0	0	0	1	4
Bruce Benedict, R OBP: 0.310, SLG: 0.279 (1, 2)		0-0 2B		0-0 FC6-4 1-2f			0-0 P5		0-0 F7	4	0	1	0	0	0	2
Rafael Ramirez, R OBP: 0.303, SLG: 0.377 (1, 6)		0-0 G3		0-0 F8		0-0 4-3		0-0 4-3		4	0	0	0	0	0	1
Ken Dayley, L OBP: 0.500, SLG: 0.400 (1, 1)			0-0 CS 1B		0-0 5-3		0-0 F8			2	0	1	0	0	0	0
Steve Bedrosian, R (6, 1)										0	0	0	0	0	0	0
Larry Whisenton, L OBP: 0.462, SLG: 0.438 (7, PH)										1	0	0	0	0	0	0
Gene Garber, R (8, 1)										0	0	0	0	0	0	0

BOTTOM

New York Mets @ Atlanta Braves
 Atlanta-Fulton County Stadium, Atlanta, GA
 Mon May 24 1982, 7:05 PM EDT
 Att. 10,388 - Unknown

livebaseballscorecards.com

AB	34
R	3
H	9
RBI	2
BB	1
SO	2
LOB	9



Inning Stats		R: 1	H: 1	E: 1	K: 0	S: 4	R: 0	H: 1	E: 0	K: 0	S: 4	R: 0	H: 1	E: 0	K: 0	S: 3	R: 0	H: 2	E: 0	K: 0	S: 5	R: 0	H: 0	E: 0	K: 0	S: 3	R: 0	H: 1	E: 0	K: 2	S: 8	R: 0	H: 0	E: 0	K: 0	S: 3	R: 2	H: 3	E: 0	K: 0	S: 5	R: 0	H: 0	E: 0	K: 0	S: 3	1B: 6	SF: 0	2B: 2	SAC: 0	3B: 0	DP: 1	HR: 1	HBP: 0	WP: 0	PA: 35
PITCHER	(1, 1)	IP	WLS	BF	H	R	ER	SO	BB	IBB	HBP	BLK	WP	HR	S	P	ERA	WHIP	PITCHER		IP	WLS	BF	H	R	ER	SO	BB	IBB	HBP	BLK	WP	HR	S	P	ERA	WHIP			WP	PA															
Pat Zachry, R ERA: 4.59	(8, 1)	7.0	W	30	9	3	3	2	1	0	0	0	0	1	33	37	3.86	1.429	Neil Allen, R ERA: 2.3		2.0	S	5	0	0	0	0	0	0	0	0	0	5	5	0.00	0.000			0	0																

Batter	1	2	3	4	5	6	7	8	9	AB R H RBI BB SO LOB	TOP
Mookie Wilson, S (1, 8) OBP: 0.349, SLG: 0.419	0-0 2-3	0-0 1-2 3-H 1B			0-0 F8			0-0 4-3		4 0 1 1 0 0 0	<p>New York Mets @ Atlanta Braves Atlanta-Fulton County Stadium, Atlanta, GA</p> <p>Tue May 25 1982, 7:05 PM EDT Att. 9,581 - Unknown</p>
John Stearns, R (1, 2) OBP: 0.364, SLG: 0.461	0-0 F8	0-0 4-3			0-0 4-3			0-0 F8		4 0 0 0 0 0 2	
George Foster, R (1, 7) OBP: 0.320, SLG: 0.361	0-0 E6 BB				0-3 K			0-0 HR		3 1 1 1 1 1 0	
Dave Kingman, R (1, 3) OBP: 0.307, SLG: 0.520	4-0 1-2 BB				0-0 FC1-4 G1-4-3 1-2f			0-3 K		3 0 0 0 1 1 1	
Ellis Valentine, R (1, 9) OBP: 0.244, SLG: 0.286	0-3 K				0-0 G1-4-3 1-2f			0-0 1B		4 0 1 0 0 1 3	
Hubie Brooks, R (1, 5) OBP: 0.331, SLG: 0.322		0-0 1B 1B 2B			0-0 1B			0-0 F8		4 1 2 0 0 0 1	
Wally Backman, S (1, 4) OBP: 0.392, SLG: 0.393		0-0 1B 1B 2-3			0-0 F7			0-3 K G4-6-3 1B		4 0 2 0 0 1 2	
Ron Gardenhire, R (1, 6) OBP: 0.286, SLG: 0.270		0-3 K			0-0 P3			0-0 F9		4 0 0 0 0 1 5	
Mike Scott, R (1, 1) OBP: 0.130, SLG: 0.136 Tom Hausman, R (2, 1) Mike Jorgensen, L (7, PH) Ed Lynch, R (7, 1)		0-0 L8			0-0 1-3			0-0 G4-6-3 1-2f		1 0 0 0 0 0 2 1 0 0 0 0 0 1 1 0 0 0 0 0 1 0 0 0 0 0 0 0	
Inning Stats	R: 0 E: 1 K: 1 S: 6 H: 0 LOB: 2 BB: 1 P: 10	R: 1 E: 0 K: 1 S: 8 H: 3 LOB: 2 BB: 0 P: 8	R: 0 E: 0 K: 0 S: 2 H: 0 LOB: 0 BB: 1 P: 6	R: 0 E: 0 K: 0 S: 4 H: 1 LOB: 1 BB: 0 P: 4	R: 0 E: 0 K: 1 S: 5 H: 0 LOB: 0 BB: 0 P: 5	R: 0 E: 0 K: 0 S: 3 H: 0 LOB: 0 BB: 0 P: 3	R: 0 E: 0 K: 0 S: 3 H: 1 LOB: 0 BB: 0 P: 3	R: 1 E: 0 K: 1 S: 6 H: 1 LOB: 0 BB: 0 P: 6	R: 0 E: 0 K: 1 S: 6 H: 1 LOB: 1 BB: 0 P: 6	1B: 5 2B: 1 3B: 0 HR: 1 SF: 0 SAC: 0 DP: 2 HBP: 0	WP: 0 PB: 0 SB: 0 CS: 0 PA: 35
PITCHER Rick Mahler, R (1, 1) ERA: 3.45	IP 9.0 WLS W BF 35 H 7 R 2 ER 2 SO 5 BB 2 IBB 0 HBP 0 BLK 0 WP 0 HR 1 S 43 P 51 ERA 2.00 WHIP 1.000										

livebaseballscorecards.com

AB	33
R	2
H	7
RBI	2
BB	2
SO	5
LOB	18



Batter	1	2	3	4	5	6	7	8	9
Claudell Washington, L (1, 9) OBP: 0.322, SLG: 0.420	0-0 4-3	0-0 HR 2B	0-0 P5		0-0 F8			0-0 2B	
Glenn Hubbard, R (1, 4) OBP: 0.337, SLG: 0.385	0-0 6-3	0-0 HR	0-0 5-3			0-0 5-3		0-0 P6	
Chris Chambliss, L (1, 3) OBP: 0.370, SLG: 0.484	0-0 6-3	0-0 E 1B		0-0 4-3		0-0 1-3		0-0 F8	
Dale Murphy, R (1, 8) OBP: 0.405, SLG: 0.641 Brett Butler, L (8, 8) OBP: 0.321, SLG: 0.234		HR E5		0-0 F9		0-0 3-1			
Bob Horner, R (1, 5) OBP: 0.393, SLG: 0.586		HR 1B K		0-0 F7			0-0 P5		
Larry Whisenton, L (1, 7) OBP: 0.512, SLG: 0.556		SF8 3B HBP 1B			0-0 E SF7 1B		0-0 G6-4-3 1B		
Bruce Benedict, R (1, 2) OBP: 0.315, SLG: 0.283		SF8 3H HBP			0-0 E7 1B		0-0 G6-4-3 1-2f		
Rafael Ramirez, R (1, 6) OBP: 0.304, SLG: 0.385 Jerry Royster, R (8, 6) OBP: 0.238, SLG: 0.350		SF8 2B F8			0-0 SF7			0-0 SH1-3 2B	
Rick Mahler, R (1, 1) OBP: 0.130, SLG: 0.130		2B HR 1B	0-3 K		0-0 P4			0-0 SH1-3	

Inning Stats	R: 0	H: 0	E: 0	K: 0	S: 3	P: 3	R: 8	H: 9	E: 1	K: 1	S: 15	R: 0	H: 0	E: 0	K: 1	S: 5	R: 0	H: 0	E: 0	K: 0	S: 3	R: 1	H: 2	E: 1	K: 0	S: 5	R: 0	H: 0	E: 0	K: 0	S: 3	R: 0	H: 1	E: 0	K: 0	S: 3	R: 1	H: 2	E: 0	K: 0	S: 5
	LOB: 0	BB: 0	P: 3	LOB: 3	BB: 0	P: 16	LOB: 0	BB: 0	P: 5	LOB: 0	P: 3	LOB: 0	BB: 0	P: 3	LOB: 1	BB: 0	LOB: 0	BB: 0	P: 3	LOB: 0	BB: 0	P: 3	LOB: 0	BB: 0	P: 5	LOB: 0	BB: 0	P: 3	LOB: 0	BB: 0	P: 3	LOB: 0	BB: 0	P: 3	LOB: 1	BB: 0	P: 5	LOB: 0	BB: 0	P: 5	

AB	R	H	RBI	BB	SO	LOB
5	1	2	2	0	0	1
5	1	1	3	0	0	1
5	1	1	0	0	0	1
4	1	1	1	0	0	1
0	0	0	0	0	0	0
4	1	1	0	0	1	2
4	2	4	2	0	0	0
2	0	1	1	0	0	1
2	1	1	1	0	0	3
1	1	1	0	0	0	0
3	1	1	0	0	1	1


BOTTOM

New York Mets @ Atlanta Braves
Atlanta-Fulton County Stadium, Atlanta, GA

Tue May 25 1982, 7:05 PM EDT
Att. 9,581 - Unknown

livebaseballscorecards.com

AB	35
R	10
H	14
RBI	10
BB	0
SO	2
LOB	11



WP: 0	PA: 39
PB: 0	
SB: 0	
CS: 0	

PITCHER	IP	WLS	BF	H	R	ER	SO	BB	IBB	HBP	BLK	WP	HR	S	P	ERA	WHIP
Mike Scott, R (1, 1) ERA: 3.62	1.1	L	10	6	6	6	0	0	0	0	0	0	1	10	10	40.50	4.500
Tom Hausman, R (2, 1) ERA: 1.93	4.2		21	5	3	1	2	0	0	1	0	0	1	24	25	1.93	1.071
Ed Lynch, R (7, 1) ERA: 3.62	2.0		8	3	1	1	0	0	0	0	0	0	0	8	8	4.50	1.500

New York Mets @ Atlanta Braves
Atlanta-Fulton County Stadium, Atlanta, GA

Wed May 26 1982, 7:05 PM EDT
Att: 12,460 - Unknown

livebaseballscorecards.com

AB 35
R 6
H 12
RBI 6
BB 5
SO 2
LOB 21



Batter	1	2	3	4	5	6	7	8	9	AB R H RBI BB SO LOB	TOP
Mookie Wilson, S (1, 8) OBP: 0.351, SLG: 0.415	0-0 F7	0-0 E4		0-0 F9	0-0 4-3			4-0 BB		4 0 1 1 1 0 2	
John Stearns, R (1, 2) OBP: 0.352, SLG: 0.445	0-0 5-3	0-0 F8		0-0 5-3				0-0 F8		5 0 0 0 0 0 4	
George Foster, R (1, 7) OBP: 0.339, SLG: 0.373	4-0 BB			0-0 BB	4-0 BB	4-0 BB	0-0 G6-4-3	0-0 FC5-4		3 1 3 0 2 0 0	
Dave Kingman, R (1, 3) OBP: 0.310, SLG: 0.510	0-0 F7			4-0 BB	4-0 FC1-5	4-0 FC1-5	0-0 G6-4-3	0-0 F3		3 0 0 0 2 0 3	
Mike Jorgensen, L (9, 3) OBP: 0.353, SLG: 0.214				1-2 BB	1-2 BB					0 0 0 0 0 0 0	
Gary Rajsich, L (1, 9) OBP: 0.268, SLG: 0.327		0-0 1B	0-0 P4		0-0 FC1-5			0-0 FC5-4		4 1 2 1 0 0 2	
Joel Youngblood, R (7, 9) OBP: 0.291, SLG: 0.371				1-2 HR	1-2 HR			1-2f		1 0 0 0 0 0 1	
Hubie Brooks, R (1, 5) OBP: 0.327, SLG: 0.318		0-0 1B	0-3 K		0-0 FC1-5			0-3 K		5 2 1 0 0 2 5	
Wally Backman, S (1, 4) OBP: 0.396, SLG: 0.430		0-0 1B		1-2 2-H	1-2 2-H					4 2 2 3 0 0 2	
Tom Verzyer, R (9, 4) OBP: 0.405, SLG: 0.412		0-0 1B	0-0 6-3		0-0 HR			0-0 6-3		0 0 0 0 0 0 0	
Ron Gardenhire, R (1, 6) OBP: 0.289, SLG: 0.274		0-0 F7			0-0 SH3-4			0-0 1-3		2 0 1 0 0 0 2	
Bob Bailor, R (5, PH) OBP: 0.349, SLG: 0.400					0-0 SH3-4					2 0 1 0 0 0 0	
Pete Falcone, L (1, 1) OBP: 0.188, SLG: 0.188		0-0 E			0-0 SH1-4			0-0 G3		1 0 1 1 0 0 0	
Craig Swan, R (3, 1) OBP: 0.400, SLG: 0.250		1-3 2-H			1-2					1 0 0 0 0 0 0	
Neil Allen, R (9, 1) OBP: 0.400, SLG: 0.250					1-2					0 0 0 0 0 0 0	

Inning Stats	R: 0	H: 0	E: 0	K: 0	S: 3	P: 7	R: 2	H: 5	E: 1	K: 0	S: 7	P: 7	R: 0	H: 1	E: 0	K: 1	S: 6	P: 10	R: 0	H: 1	E: 0	K: 0	S: 4	P: 4	R: 4	H: 3	E: 0	K: 0	S: 6	P: 14	R: 0	H: 1	E: 0	K: 0	S: 3	P: 3	R: 0	H: 0	E: 0	K: 0	S: 3	P: 3	R: 0	H: 0	E: 0	K: 0	S: 3	P: 7	R: 0	H: 1	E: 0	K: 1	S: 6	P: 6	1B: 11	SF: 0	2B: 0	SAC: 2	3B: 0	DP: 1	HR: 1	HBP: 0	WP: 0	PA: 42	PB: 0	SB: 0	CS: 0
--------------	------	------	------	------	------	------	------	------	------	------	------	------	------	------	------	------	------	-------	------	------	------	------	------	------	------	------	------	------	------	-------	------	------	------	------	------	------	------	------	------	------	------	------	------	------	------	------	------	------	------	------	------	------	------	------	--------	-------	-------	--------	-------	-------	-------	--------	-------	--------	-------	-------	-------

PITCHER	IP	WLS	BF	H	R	ER	SO	BB	IBB	HBP	BLK	WP	HR	S	P	ERA	WHIP	PITCHER	IP	WLS	BF	H	R	ER	SO	BB	IBB	HBP	BLK	WP	HR	S	P	ERA	WHIP
Preston Hanna, R (1, 1) ERA: 4.71	1.2		10	5	2	2	0	1	0	0	0	0	0	9	13	10.80	3.600	Steve Bedrosian, R (2, 1) ERA: 1.83	2.1		12	2	2	2	1	3	0	0	0	0	11	23	7.71	2.143	
Rick Camp, R (5, 1) ERA: 4.99	3.0	L	12	4	2	2	0	0	0	0	0	0	1	12	12	6.00	1.333	Larry McWilliams, L (8, 1) ERA: 4.55	2.0		8	1	0	0	1	1	0	0	0	0	9	13	0.00	1.000	

BOTTOM

New York Mets @ Atlanta Braves
 Atlanta-Fulton County Stadium, Atlanta, GA

Wed May 26 1982, 7:05 PM EDT
 Att. 12,460 - Unknown

livebaseballscorecards.com

AB	33
R	4
H	8
RBI	3
BB	2
SO	2
LOB	17



AB	R	H	RBI	BB	SO	LOB
5	1	2	1	0	0	3
3	0	0	0	1	1	2
4	0	2	0	0	0	0
3	1	0	0	1	0	3
4	1	1	2	0	0	3
3	0	0	0	0	1	2
1	0	0	0	0	0	1
3	0	1	0	0	0	0
1	0	1	0	0	0	0
3	1	1	0	0	0	1
0	0	0	0	0	0	0
1	0	0	0	0	0	0
0	0	0	0	0	0	0
1	0	0	0	0	0	0
1	0	0	0	0	0	2

Batter	1	2	3	4	5	6	7	8	9
Claudell Washington, L (1, 9) OBP: 0.324, SLG: 0.420	0-0 SH1-3 S E 1B	0-0 CS 2-H 1B		0-0 F9			0-0 4-3		0-0 P6
Glenn Hubbard, R (1, 4) OBP: 0.335, SLG: 0.377	0-0 SH1-3 1-2	0-0 CS 1-2	4-0 BB 1B		0-0 F9		0-0 F7		0-3 K
Dale Murphy, R (1, 8) OBP: 0.407, SLG: 0.638	0-0 F8 2-H		0-0 1B		0-0 L4			0-0 1B	
Bob Horner, R (1, 5) OBP: 0.390, SLG: 0.574	4-0 HR BB		0-0 F7		0-0 P5			0-0 P5	
Bob Watson, R (1, 3) OBP: 0.286, SLG: 0.368	0-0 HR		0-0 P6		0-0 P4			0-0 F3	
Rufino Linares, R (1, 7) OBP: 0.341, SLG: 0.375	0-0 4-3		0-3 K		0-0 F8			0-0 F8	
Larry Whisenton, L (8, PH) OBP: 0.500, SLG: 0.541									
Bruce Benedict, R (1, 2) OBP: 0.316, SLG: 0.284		0-0 F9		0-0 F2		0-0 1B			0-0 6-3 HBP 1B
Ken Smith, L (9, PH) OBP: 0.688, SLG: 0.583									
Rafael Ramirez, R (1, 6) OBP: 0.308, SLG: 0.384		0-0 SH5-4 1B		0-0 4-3		0-0 F8			1-0 6-3 1-2 HBP
Preston Hanna, R (1, 1) OBP: 0.000, SLG: 0.000		0-0 SH5-4		0-0 E4			0-0 1-3		0-0 6-3 1-2 2-3
Steve Bedrosian, R (2, 1)									
Rick Camp, R (5, 1)									
Brett Butler, L (7, PH) OBP: 0.319, SLG: 0.233									
Larry McWilliams, L (8, 1) OBP: 0.233, SLG: 0.200									
Chris Chambliss, L (9, PH) OBP: 0.368, SLG: 0.481									

Inning Stats	R: 3	H: 2	E: 0	K: 5	LOB: 0	BB: 1	P: 9	R: 1	H: 2	E: 0	K: 4	LOB: 0	BB: 0	P: 4	R: 0	H: 1	E: 0	K: 6	LOB: 2	BB: 1	P: 10	R: 0	H: 0	E: 1	K: 4	LOB: 1	BB: 0	P: 4	R: 0	H: 1	E: 0	K: 4	LOB: 0	BB: 0	P: 3	R: 0	H: 0	E: 0	K: 3	LOB: 0	BB: 0	P: 3	R: 0	H: 1	E: 0	K: 4	LOB: 1	BB: 0	P: 4	R: 0	H: 0	E: 0	K: 3	LOB: 0	BB: 0	P: 3	R: 0	H: 1	E: 0	K: 4	LOB: 1	BB: 0	P: 4	R: 0	H: 1	E: 0	K: 6	LOB: 2	BB: 0	P: 7	1B: 7	2B: 0	3B: 0	HR: 1	SF: 0	SAC: 2	DP: 0	HBP: 1	WP: 0	PB: 0	SB: 1	CS: 1	PA: 39
--------------	------	------	------	------	--------	-------	------	------	------	------	------	--------	-------	------	------	------	------	------	--------	-------	-------	------	------	------	------	--------	-------	------	------	------	------	------	--------	-------	------	------	------	------	------	--------	-------	------	------	------	------	------	--------	-------	------	------	------	------	------	--------	-------	------	------	------	------	------	--------	-------	------	------	------	------	------	--------	-------	------	-------	-------	-------	-------	-------	--------	-------	--------	-------	-------	-------	-------	--------

PITCHER	IP	WLS	BF	H	R	ER	SO	BB	IBB	HBP	BLK	WP	HR	S	P	ERA	WHIP
Pete Falcone, L (1, 1) ERA: 4.07	2.0		12	5	4	4	0	2	0	0	0	0	0	10	18	18.00	3.500
Craig Swan, R (3, 1) ERA: 1.93	6.0	W	21	2	0	0	1	0	0	0	0	0	0	23	23	0.00	0.333
Neil Allen, R (9, 1) ERA: 2.22	1.0	S	5	1	0	0	1	0	0	1	0	0	0	6	7	0.00	1.000

Batter	1	2	3	4	5	6	7	8	9	AB R H RBI BB SO LOB	TOP											
Terry Puhl, L (1, 9) OBP: 0.304, SLG: 0.383	0-0 HR	4-0 2B SF9 BB		0-0 F8		0-0 G3		0-0 4-3		4 2 1 1 1 0 0												
Tony Scott, S (1, 8) OBP: 0.273, SLG: 0.315 Scott Loucks, R (7, 8)	0-0 L6	0-0 2B		0-0 6-3			4-0 1B 2B BB		4-0 BLK 1B BB	3 1 1 1 1 0 0 0 1 0 0 1 0 0												
Ray Knight, R (1, 5) OBP: 0.351, SLG: 0.450 Joe Pittman, R (9, 5)	0-0 BB E 1B	0-0 1B		0-0 4-3			0-0 F8		0-0 BLK 1B 1B	5 2 3 0 0 0 1 0 0 0 0 0 0 0												
Jose Cruz, L (1, 7) OBP: 0.328, SLG: 0.392	4-0 E SF8 BB	0-0 SF9			0-0 F7		0-0 2B 1B		0-0 P4	3 1 1 1 1 0 2												
Phil Gamar, R (1, 4) OBP: 0.333, SLG: 0.459	0-0 E6 FC5-4	0-0 G3			0-3 K		0-0 2B		0-0 8-4 1B	5 0 2 3 0 1 3												
Danny Heep, L (1, 3) OBP: 0.309, SLG: 0.367	0-0 SF8		0-0 E4 G5-4-3		0-0 1B		0-0 6-3		0-0 8-4	4 0 1 1 0 0 3												
Kiko Garcia, R (1, 6) OBP: 0.224, SLG: 0.292	0-0 FC5-4		0-0 G5-4-3		0-3 K		0-3 K			4 0 0 0 0 2 5												
Luis Pujols, R (1, 2) OBP: 0.417, SLG: 0.455		0-0 BB 2B 1B		0-0 1B		0-3 K		0-3 K		4 1 2 0 0 2 0												
Nolan Ryan, R (1, 1) OBP: 0.174, SLG: 0.095 Michael LaCoss, R (6, 1) Dave Smith, R (8, 1)		0-3 K	0-0 4-3		0-0 4-3		0-0 4-3		0-0 6-3	3 0 0 0 0 1 2 1 0 0 0 0 0 0 0 0 0 0 0 0 0												
Inning Stats	R: 3 E: 1 K: 0 S: 6	H: 2 LOB: 1 BB: 1 P: 10	R: 2 E: 0 K: 1 S: 8	H: 3 LOB: 2 BB: 1 P: 12	R: 0 E: 1 K: 0 S: 4	H: 1 LOB: 1 BB: 0 P: 4	R: 0 E: 0 K: 0 S: 3	H: 0 LOB: 0 BB: 0 P: 3	R: 0 E: 0 K: 2 S: 8	H: 1 LOB: 1 BB: 0 P: 8	R: 0 E: 0 K: 1 S: 5	H: 0 LOB: 0 BB: 0 P: 5	R: 1 E: 0 K: 1 S: 7	H: 2 LOB: 2 BB: 1 P: 11	R: 0 E: 0 K: 1 S: 5	H: 0 LOB: 0 BB: 0 P: 5	R: 2 E: 0 K: 0 S: 4	H: 2 LOB: 0 BB: 1 P: 8	1B: 8 2B: 3 3B: 0 HR: 1	SF: 2 SAC: 0 DP: 2 HBP: 0	WP: 0 PB: 0 SB: 0 CS: 0	PA: 42
PITCHER	IP WLS BF H R ER SO BB IBB HBP BLK WP HR S P ERA WHIP																				PITCHER	IP WLS BF H R ER SO BB IBB HBP BLK WP HR S P ERA WHIP
Randy Jones, L (1, 1) ERA: 3.07	1.1 L 11 4 5 3 1 2 0 0 0 0 1 11 19 20.25 4.500																					
Tom Hausman, R (2, 1) ERA: 1.42	1.2 7 2 0 0 0 0 0 0 0 0 0 0 7 7 0.00 1.200																					
Jesse Orosco, L (4, 1) ERA: 2.45	5.0 19 3 1 1 5 1 0 0 0 0 0 0 28 32 1.80 0.800																					
Ed Lynch, R (9, 1) ERA: 4.13	1.0 5 2 2 2 0 1 0 0 0 1 0 0 4 8 18.00 3.000																					

Houston Astros @ New York Mets
Shea Stadium, Flushing, NY
Fri May 28 1982, 7:05 PM EDT
Att. 15,273 - Unknown

livebaseballscorecards.com

AB	36
R	8
H	11
RBI	7
BB	4
SO	6
LOB	16



Batter	1	2	3	4	5	6	7	8	9	AB R H RBI BB SO LOB
Mookie Wilson, S (1, 8) OBP: 0.352, SLG: 0.412	0-0 1-3		0-3 K			4-0 BB BB		0-0 1B 1B	0-0 F7	4 1 1 1 1 1 3
John Stearns, R (1, 2) OBP: 0.360, SLG: 0.447	0-3 K		0-3 K			4-0 BB		0-0 1B 1B	0-0 BB 1B	4 1 2 0 1 2 2
George Foster, R (1, 7) OBP: 0.341, SLG: 0.370	0-0 F9			0-3 K		0-3 K		0-0 1B 1B	4-0 BB	4 0 1 1 1 2 2
Dave Kingman, R (1, 3) OBP: 0.301, SLG: 0.494		0-3 K		0-3 K		0-3 K		0-3 K	0-3 K	5 0 0 0 0 5 7
Gary Rajsich, L (1, 9) Ed Lynch, R (9, 1) OBP: 0.250, SLG: 0.304		0-3 K		0-3 K		0-0 F9		0-3 K		4 0 0 0 0 3 4 0 0 0 0 0 0 0
Hubie Brooks, R (1, 5) OBP: 0.326, SLG: 0.316		0-0 1-3			0-0 6-3		0-3 K	0-0 1B		4 0 1 1 0 1 0
Wally Backman, S (1, 4) OBP: 0.400, SLG: 0.433			0-0 1B 1B		0-3 K		0-0 1B	0-3 K		4 0 2 0 0 2 2
Tom Verzyer, R (1, 6) OBP: 0.415, SLG: 0.421			0-0 1B		0-0 1B		0-0 G6-4-3		0-3 K	4 0 2 0 0 1 1
Randy Jones, R (1, 1) Tom Hausman, R (2, 1) Rusty Staub, L (3, PH) Jesse Orosco, R (4, 1) Mike Jorgensen, L (8, PH) OBP: 0.292, SLG: 0.190 OBP: 0.212, SLG: 0.222 OBP: 0.421, SLG: 0.333			0-0 F7		0-0 3-1			0-0 1B 2B	4-0 BB 1B BB	0 0 0 0 0 0 0 0 0 0 0 0 0 0 1 0 0 0 0 0 2 1 0 0 0 0 0 1 1 1 1 0 1 0 0

Inning Stats	R: 0	H: 0	E: 0	K: 1	S: 5	LOB: 0	BB: 0	P: 5	R: 0	H: 0	E: 0	K: 2	S: 7	LOB: 0	BB: 0	P: 7	R: 0	H: 2	E: 0	K: 2	S: 9	LOB: 2	BB: 0	P: 9	R: 0	H: 0	E: 0	K: 3	S: 9	LOB: 0	BB: 0	P: 9	R: 0	H: 1	E: 0	K: 1	S: 6	LOB: 1	BB: 0	P: 6	R: 0	H: 0	E: 0	K: 2	S: 7	LOB: 2	BB: 2	P: 15	R: 0	H: 1	E: 0	K: 1	S: 5	LOB: 0	BB: 0	P: 5	R: 3	H: 5	E: 0	K: 3	S: 14	LOB: 2	BB: 0	P: 14	R: 0	H: 1	E: 0	K: 2	S: 8	LOB: 3	BB: 2	P: 16	1B: 9	2B: 1	3B: 0	HR: 0	SF: 0	SAC: 0	DP: 1	HBP: 0	WP: 0	PA: 40
--------------	------	------	------	------	------	--------	-------	------	------	------	------	------	------	--------	-------	------	------	------	------	------	------	--------	-------	------	------	------	------	------	------	--------	-------	------	------	------	------	------	------	--------	-------	------	------	------	------	------	------	--------	-------	-------	------	------	------	------	------	--------	-------	------	------	------	------	------	-------	--------	-------	-------	------	------	------	------	------	--------	-------	-------	-------	-------	-------	-------	-------	--------	-------	--------	-------	--------

PITCHER	IP	WLS	BF	H	R	ER	SO	BB	IBB	HBP	BLK	WP	HR	S	P	ERA	WHIP
Nolan Ryan, R (1, 1) ERA: 4.97	5.2	W	22	3	0	0	11	2	0	0	0	0	0	42	50	0.00	0.882
Michael LaCoss, R (6, 1) ERA: 3.7	2.0		11	6	3	3	3	0	0	0	0	0	0	17	17	13.50	3.000
Dave Smith, R (8, 1) ERA: 3.72	1.1	S	7	1	0	0	3	2	0	0	0	0	0	11	19	0.00	2.250

BOTTOM

Houston Astros @ New York Mets
Shea Stadium, Flushing, NY

Fri May 28 1982, 7:05 PM EDT
Att. 15,273 - Unknown

livebaseballscorecards.com

AB	36
R	3
H	10
RBI	3
BB	4
SO	17
LOB	24



Batter	1	2	3	4	5	6	7	8	9	AB R H RBI BB SO LOB	TOP											
Terry Puhl, L (1, 9) OBP: 0.302, SLG: 0.374	0-0 4-3	0-0 4-3			4-0 E 1B 1B BB	0-0 4-3		0-0 4-3		4 1 0 0 1 0 3												
Craig Reynolds, L (1, 6) OBP: 0.316, SLG: 0.273	4-0 S BB		0-0 F5		0-0 E5 BB 1B 1B	0-0 5-3		0-3 K		4 1 1 0 1 1 0												
Ray Knight, R (1, 5) OBP: 0.357, SLG: 0.467	4-0 1-2 BB		0-0 E5		0-0 1-2 BB 1B 1B		0-0 HR		0-0 4-3	4 2 2 2 1 0 0												
Jose Cruz, L (1, 7) OBP: 0.321, SLG: 0.383	0-0 F2		0-3 K		0-0 F8		0-0 P4		0-0 F9	4 0 0 0 0 1 5 1 0 0 0 0 0 0												
Denny Walling, L (7, 3) OBP: 0.292, SLG: 0.222			1-2																			
Danny Heep, L (1, 3) OBP: 0.322, SLG: 0.423	0-0 F8				0-0 HR	4-0 1-2 2-3 1B BB		0-0 F5		3 1 1 1 1 0 2 0 0 0 0 0 0 0												
Scott Loucks, R (7, 8)																						
Phil Garner, R (1, 4) OBP: 0.332, SLG: 0.454		0-0 4-3		0-3 K	0-0 1-2 2-3 3-H 1B		0-0 F9			4 0 1 2 0 1 0												
Tony Scott, S (1, 8) OBP: 0.285, SLG: 0.322		0-0 1B 1B		4-0 5-3 BB	0-0 F8			0-0 SH1-3 1B		3 0 2 0 1 0 2												
Luis Pujols, R (1, 2) OBP: 0.370, SLG: 0.400		0-3 K		0-0 5-3	0-0 P6			0-0 SH1-3		3 0 0 0 0 1 4												
Joe Niekro, R (1, 1) OBP: 0.077, SLG: 0.115		0-0 1-2 1B		0-0 F8			0-0 F9		0-3 K	4 0 1 0 0 1 2												
Inning Stats	R: 0 E: 0 K: 0 S: 3	H: 0 LOB: 2 BB: 2 P: 11	R: 0 E: 0 K: 1 S: 7	H: 2 LOB: 2 BB: 0 P: 7	R: 0 E: 1 K: 1 S: 5	H: 0 LOB: 0 BB: 0 P: 5	R: 1 E: 0 K: 1 S: 6	H: 1 LOB: 1 BB: 1 P: 10	R: 3 E: 1 K: 0 S: 6	H: 3 LOB: 2 BB: 2 P: 14	R: 0 E: 0 K: 0 S: 3	H: 0 LOB: 0 BB: 0 P: 3	R: 1 E: 0 K: 0 S: 4	H: 1 LOB: 0 BB: 0 P: 4	R: 0 E: 0 K: 1 S: 6	H: 1 LOB: 1 BB: 0 P: 6	R: 0 E: 0 K: 1 S: 5	H: 0 LOB: 0 BB: 0 P: 5	1B: 6 2B: 0 3B: 0 HR: 2	SF: 0 SAC: 1 DP: 0 HBP: 0	WP: 0 PB: 0 SB: 1 CS: 0	PA: 40
PITCHER	IP WLS BF H R ER SO BB IBB HBP BLK WP HR S P ERA WHIP																					
Pat Zachry, R (1, 1) ERA: 4.89	4.1 L 24 6 4 4 3 5 0 0 0 0 0 1 25 45 8.31 2.538																					
Pete Falcone, L (5, 1) ERA: 3.93	1.2 5 0 0 0 0 0 0 0 0 0 0 0 5 5 0.00 0.000																					
Craig Swan, R (7, 1) ERA: 2.06	2.0 8 2 1 1 1 0 0 0 0 0 0 1 10 10 4.50 1.000																					
Tom Hausman, R (9, 1) ERA: 1.23	1.0 3 0 0 0 0 1 0 0 0 0 0 0 5 5 0.00 0.000																					

Houston Astros @ New York Mets
Shea Stadium, Flushing, NY
Sat May 29 1982, 7:05 PM EDT
Att. 34,184 - Unknown

livebaseballscorecards.com

AB	34
R	5
H	8
RBI	5
BB	5
SO	5
LOB	18



Batter	1	2	3	4	5	6	7	8	9	AB R H RBI BB SO LOB
Mookie Wilson, S OBP: 0.345, SLG: 0.403 (1, 8)	0-3 K		0-3 K			0-0 4-3		0-0 4-3		4 0 0 1 0 2 0
Wally Backman, S OBP: 0.395, SLG: 0.426 (1, 4)	0-0 4-3			0-0 G3		0-0 1B 1B			0-0 F7	4 0 1 0 0 0 0
George Foster, R OBP: 0.339, SLG: 0.367 (1, 7)	0-0 4-3			0-0 F9		0-0 1B 1B			0-0 P4	4 0 1 0 0 0 0
Dave Kingman, R OBP: 0.300, SLG: 0.506 (1, 3)		0-0 F8		0-3 K		0-0 F7			0-0 HR	4 1 1 1 0 1 2
Ellis Valentine, R OBP: 0.244, SLG: 0.284 (1, 9)					0-3 K				0-0 1-3	4 0 1 0 0 1 0
Ron Hodges, L OBP: 0.484, SLG: 0.500 (1, 2)					0-3 K					3 0 0 0 0 3 1
Hubie Brooks, R OBP: 0.320, SLG: 0.311 (1, 5)					0-0 F7					3 0 0 0 0 1 1
Tom Veryzer, R OBP: 0.409, SLG: 0.415 (1, 6)				0-0 5-3		0-0 WP 4-3 1B		0-0 5-3		3 1 1 0 0 0 0
Pat Zachry, R Pete Falcone, L Gary Raisch, L Craig Swan, R Rusty Staub, L Tom Hausman, R (1, 1) (5, 1) (6, PH) (7, 1) (8, PH) (9, 1)				0-0 F3		0-3 K		0-0 6-3		1 0 0 0 0 0 0 0 0 0 0 0 0 0 1 0 0 0 0 1 1 0 0 0 0 0 0 0 1 0 0 0 0 0 0 0 0 0 0 0 0 0


Inning Stats	R: 0 E: 0 K: 1 S: 5	H: 0 LOB: 0 BB: 0 P: 5	R: 0 E: 0 K: 2 S: 8	H: 1 LOB: 1 BB: 0 P: 8	R: 0 E: 0 K: 1 S: 5	H: 0 LOB: 0 BB: 0 P: 5	R: 0 E: 0 K: 2 S: 7	H: 0 LOB: 0 BB: 0 P: 7	R: 1 E: 0 K: 1 S: 8	H: 3 LOB: 2 BB: 0 P: 8	R: 0 E: 0 K: 1 S: 5	H: 0 LOB: 0 BB: 0 P: 5	R: 0 E: 0 K: 3 S: 3	H: 0 LOB: 0 BB: 0 P: 3	R: 1 E: 0 K: 0 S: 4	H: 1 LOB: 0 BB: 0 P: 4	1B: 4 2B: 0 3B: 0 HR: 1	SF: 0 SAC: 0 DP: 0 HBP: 0	WP: 2 PB: 0 SB: 0 CS: 0	PA: 32
PITCHER Joe Niekro, R ERA: 2.65 (1, 1)	IP 9.0 WLS W BF 32 H 5 R 2 ER 2 SO 9 BB 0 IBB 0 HBP 0 BLK 0 WP 1 HR 1 S 50 P 50 ERA 2.00 WHIP 0.556																			

BOTTOM

Houston Astros @ New York Mets
Shea Stadium, Flushing, NY
Sat May 29 1982, 7:05 PM EDT
Att. 34,184 - Unknown

livebaseballscorecards.com

AB	32
R	2
H	5
RBI	2
BB	0
SO	9
LOB	5



Batter	1	2	3	4	5	6	7	8	9	AB R H RBI BB SO LOB	TOP		
Terry Puhl, L (1, 9) OBP: 0.299, SLG: 0.369	0-0 G3		0-0 F8		0-0 P6		0-0 E8		0-0 4-3	5 0 1 2 0 0 1			
Craig Reynolds, L (1, 6) OBP: 0.296, SLG: 0.254	0-0 4-3		0-0 F5			0-0 3-1	0-0 FC5-4		0-0 G3	5 0 0 1 0 0 1			
Ray Knight, R (1, 5) OBP: 0.365, SLG: 0.473 Kiko Garcia, R (7, PR) OBP: 0.224, SLG: 0.292	0-0 1B			0-0 1B		0-3 K	0-0 1B			4 0 3 0 0 1 0 0 0 0 0 0 0 0			
Jose Cruz, L (1, 7) OBP: 0.320, SLG: 0.380 Frank LaCorte, R (7, 1)	0-0 1B			0-0 4-3		0-0 F8	0-0 4-3			4 0 1 0 0 0 2 0 0 0 0 0 0 0			
Danny Heep, L (1, 3) OBP: 0.302, SLG: 0.393	0-3 K			0-0 F7			0-0 4-3	0-0 F7		4 0 0 0 0 1 2			
Phil Garner, R (1, 4) OBP: 0.335, SLG: 0.460		0-3 K			0-0 P6		0-0 1B	0-0 1B		4 1 2 0 0 1 0			
Tony Scott, S (1, 8) OBP: 0.284, SLG: 0.321		0-0 4-3			0-0 F8		0-0 1B	0-3 K		4 1 1 1 0 1 1			
Alan Ashby, S (1, 2) OBP: 0.321, SLG: 0.392		0-0 F9			0-0 1B		0-0 1B	0-3 K		4 2 2 0 0 1 1			
Bob Knepper, L (1, 1) Michael LaCoss, R (1, 1) Joe Pittman, R (3, PH) George Cappuzzello, R (3, 1) Dickie Thon, R (5, PH) Randy Moffitt, R (5, 1) Alan Knicely, R (7, PH) OBP: 0.308, SLG: 0.190			0-0 5-3		0-0 1B		4-0 1B	0-0 5-3		0 0 0 0 0 0 0 0 0 0 0 0 0 0 1 0 0 0 0 0 0 0 0 0 0 0 0 0 1 0 1 1 0 0 0 0 0 0 0 0 0 0 1 1 0 0 0 1 0 0			
Inning Stats	R: 0 H: 2 E: 0 LOB: 2 K: 1 BB: 0 S: 7 P: 7	R: 0 H: 0 E: 0 LOB: 0 K: 1 BB: 0 S: 5 P: 5	R: 0 H: 0 E: 0 LOB: 0 K: 0 BB: 0 S: 3 P: 3	R: 0 H: 1 E: 0 LOB: 0 K: 0 BB: 0 S: 3 P: 3	R: 1 H: 2 E: 0 LOB: 1 K: 0 BB: 0 S: 5 P: 5	R: 0 H: 0 E: 0 LOB: 0 K: 1 BB: 0 S: 5 P: 5	R: 4 H: 5 E: 1 LOB: 2 K: 0 BB: 1 S: 8 P: 12	R: 0 H: 1 E: 0 LOB: 1 K: 2 BB: 0 S: 8 P: 8	R: 0 H: 0 E: 0 LOB: 0 K: 0 BB: 0 S: 3 P: 3	1B: 9 SF: 0 2B: 2 SAC: 0 3B: 0 DP: 0 HR: 0 HBP: 0	WP: 0 PA: 38 PB: 0 SB: 1 CS: 0		
PITCHER	IP WLS BF H R ER SO BB IBB HBP BLK WP HR S P ERA WHIP											PITCHER	IP WLS BF H R ER SO BB IBB HBP BLK WP HR S P ERA WHIP
Mike Scott, R (1, 1) ERA: 3.95	6.1 W 28 9 5 5 3 1 0 0 0 0 0 0 33 37 7.11 1.579												
Neil Allen, R (7, 1) ERA: 2.03	2.2 S 10 2 0 0 2 0 0 0 0 0 0 0 0 14 14 0.00 0.750												

Houston Astros @ New York Mets
Shea Stadium, Flushing, NY
Sun May 30 1982, 3:33 AM EDT
Att. 19,544 - Unknown

livebaseballscorecards.com

AB 37
R 5
H 11
RBI 5
BB 1
SO 5
LOB 8



Batter	1	2	3	4	5	6	7	8	9	AB	R	H	RBI	BB	SO	LOB	BOTTOM			
Mookie Wilson, S OBP: 0.341, SLG: 0.398 (1, 8)	0-0 S WP HR 1B	0-0 4-3	0-3 K		0-0 3-1		0-0 G3			5	1	1	0	0	1	1	Houston Astros @ New York Mets Shea Stadium, Flushing, NY Sun May 30 1982, 3:33 AM EDT Att. 19,544 - Unknown			
John Stearns, R OBP: 0.367, SLG: 0.448 (1, 2)	0-0 F8 1-3	1-0 S E HBP		0-0 F9 SF9 1B		0-0 1B		0-0 P6		4	2	2	0	0	0	1				
George Foster, R OBP: 0.340, SLG: 0.387 Joel Youngblood, R OBP: 0.291, SLG: 0.371 (1, 7) (9, 7)	0-0 HR	0-3 K 1-2		0-0 1B 1B		0-0 F7		0-0 6-3		5	1	2	2	0	1	2				
Dave Kingman, R OBP: 0.292, SLG: 0.491 Mike Jorgensen, L OBP: 0.421, SLG: 0.333 (1, 3) (9, 3)	0-3 K 3-H	0-0 E6 S 1B 2-H		0-0 F9 2-3		0-0 F9		0-0 F9		5	1	0	0	0	1	3				
Ellis Valentine, R OBP: 0.256, SLG: 0.298 (1, 9)	0-0 1B 1B	0-0 3B 1B 1-H		0-0 SF9 3-H		0-0 5-3				3	2	2	2	0	0	1				
Hubie Brooks, R OBP: 0.335, SLG: 0.345 (1, 5)	0-0 1B 1B 1-3	0-0 3B 1-H		0-0 1B 1-2		0-0 1B SF9 2B				4	2	4	1	0	0	0				
Bob Bailor, R OBP: 0.356, SLG: 0.405 (1, 4)	0-0 1B 1B 1-3 3-H	0-0 F8		0-0 F9		0-0 SH1-4 1B 2-3				4	0	2	1	0	0	3				
Tom Veryzer, R OBP: 0.396, SLG: 0.409 (1, 6)	0-0 1B 1-2 3-H		0-0 5-3		0-0 5-3		0-0 SF9 3-H			3	0	1	2	0	0	0				
Mike Scott, R OBP: 0.115, SLG: 0.120 Neil Allen, R OBP: 0.400, SLG: 0.250 (1, 1) (7, 1)	0-0 F8		0-0 5-3		0-0 5-3		0-0 SH1-4 1-2			3	0	0	0	0	0	2				
										0	0	0	0	0	0	0				
Inning Stats	R: 4 E: 0 K: 1 S: 11	H: 6 LOB: 2 BB: 0 P: 11	R: 3 E: 1 K: 1 S: 8	H: 2 LOB: 1 BB: 0 P: 9	R: 0 E: 0 K: 1 S: 5	H: 0 LOB: 0 BB: 0 P: 5	R: 1 E: 0 K: 0 S: 6	H: 3 LOB: 2 BB: 0 P: 6	R: 0 E: 0 K: 0 S: 3	H: 0 LOB: 0 BB: 0 P: 3	R: 0 E: 0 K: 0 S: 4	H: 1 LOB: 1 BB: 0 P: 4	R: 1 E: 0 K: 0 S: 5	H: 2 LOB: 1 BB: 0 P: 5	R: 0 E: 0 K: 0 S: 3	H: 0 LOB: 0 BB: 0 P: 3	1B: 11 2B: 1 3B: 1 HR: 1	SF: 2 SAC: 1 DP: 0 HBP: 1	WP: 1 PB: 0 SB: 3 CS: 0	PA: 40
PITCHER	IP WLS BF H R ER SO BB IBB HBP BLK WP HR S P ERA WHIP	IP WLS BF H R ER SO BB IBB HBP BLK WP HR S P ERA WHIP																		
Bob Knepper, L ERA: 4.85 (1, 1)	0.2 L	8 2	6 4	4 4	1 1	0 0	0 0	0 0	0 0	0 0	0 0	0 0	0 0	0 0	0 0	0 0	54.00 1.500			
Michael LaCoss, R ERA: 3.51 (1, 1)	1.1	8 3	2 1	3 1	0 1	0 0	0 0	0 0	0 0	0 0	0 0	0 0	0 0	0 0	0 0	0 0	0.00 1.500			
George Cappuzzello, L ERA: 5.4 (3, 1)	2.0	9 3	3 1	1 1	1 1	0 0	0 0	0 0	0 0	0 0	0 0	0 0	0 0	0 0	0 0	0 0	4.50 1.500			
Randy Moffitt, R ERA: 3.6 (5, 1)	2.0	7 1	1 0	0 0	0 0	0 0	0 0	0 0	0 0	0 0	0 0	0 0	0 0	0 0	0 0	0 0	0.00 0.500			
Frank LaCorte, R ERA: 5.47 (7, 1)	2.0	8 2	2 1	1 1	0 0	0 0	0 0	0 0	0 0	0 0	0 0	0 0	0 0	0 0	0 0	0 0	4.50 1.000			

livebaseballscorecards.com

AB	36
R	9
H	14
RBI	8
BB	0
SO	3
LOB	13



Batter	1	2	3	4	5	6	7	8	9	AB R H RBI BB SO LOB	TOP
Claudell Washington, L OBP: 0.333, SLG: 0.439 (1, 9) X	0-0 FC1-6 1B		0-0 1-3			0-0 S BB 1B		0-0 BB BB SF8 1B	0-0 HR	5 2 4 1 0 0 0	
Glenn Hubbard, R OBP: 0.323, SLG: 0.353 (1, 4) X	0-0 FC1-6 1-2f		0-0 1-3			4-0 BB BB S BB		4-0 SF8 BB 2B BB	0-3 K	3 1 0 0 2 1 1	
Chris Chambliss, L OBP: 0.363, SLG: 0.466 (1, 3) S S S	0-3 K		0-3 K			0-0 F7 1-2 2-3		0-0 F5		4 0 0 0 0 2 5	
Dale Murphy, R OBP: 0.398, SLG: 0.604 (1, 8) S S S	0-3 K			0-0 5-3		0-3 K		4-0 2B 1-2 2-3 BB		3 0 0 0 1 2 3	
Larry Whisenton, L OBP: 0.434, SLG: 0.467 (1, 7) S S S		0-3 K		0-0 P6		0-0 F7		0-0 SF8 2-3 3-H		3 0 0 1 0 1 2	
Biff Pocoroba, S OBP: 0.353, SLG: 0.409 (1, 2) X		0-0 P4		0-3 K			0-0 FC4-6 1B	0-0 1-3 3-H 2B		4 0 2 1 0 1 0	
Jerry Royster, R OBP: 0.222, SLG: 0.280 (1, 5) B B B		4-0 E BB			0-3 K		0-3 K	0-0 4-1		3 1 0 0 1 2 3	
Rafael Ramirez, R OBP: 0.315, SLG: 0.392 (1, 6) X		0-0 E9 1-H 2B			0-0 5-3		0-0 FC4-6 1-2f		0-0 6-3	4 0 1 1 0 0 1	
Bob Walk, R OBP: 0.318, SLG: 0.118 (1, 1)		0-3 K			0-3 K		0-0 P6		0-0 F9	1 0 0 0 0 0 1 1 1 0 0 0 0 0 1 0 0 0 0 0 0 0 0 0 1 0 0 0 0 0 0 1 0 0 0 0 0 0 0 0 0 0 0 0 0 0 0 0 1 0 0 0 0 0 0 0	
Larry McWilliams, L OBP: 0.286, SLG: 0.167 (3, 1)											
Rick Camp, R OBP: 0.579, SLG: 0.467 (6, 1)											
Ken Smith, L OBP: 1.000, SLG: 1.000 (7, PH)											
Al Hrabosky, R OBP: 0.500, SLG: 0.750 (7, 1)											
Preston Henning, R OBP: 0.500, SLG: 0.750 (8, 1)											
Bob Watson, R OBP: 0.277, SLG: 0.372 (9, PH)											
Inning Stats	R: 0 H: 1 E: 0 LOB: 1 K: 2 BB: 0 S: 8 P: 8	R: 1 H: 1 E: 1 LOB: 1 K: 2 BB: 1 S: 8 P: 12	R: 0 H: 0 E: 0 LOB: 0 K: 1 BB: 0 S: 5 P: 5	R: 0 H: 0 E: 0 LOB: 0 K: 1 BB: 0 S: 5 P: 5	R: 0 H: 0 E: 0 LOB: 0 K: 2 BB: 0 S: 7 P: 7	R: 0 H: 1 E: 0 LOB: 2 K: 1 BB: 1 S: 6 P: 10	R: 0 H: 1 E: 0 LOB: 1 K: 1 BB: 0 S: 6 P: 6	R: 2 H: 2 E: 0 LOB: 2 K: 0 BB: 2 S: 5 P: 13	R: 1 H: 1 E: 0 LOB: 0 K: 1 BB: 0 S: 6 P: 6	1B: 4 SF: 1 2B: 2 SAC: 0 3B: 0 DP: 0 HR: 1 HBP: 0	WP: 0 PA: 38 PB: 0 SB: 2 CS: 0
PITCHER Charlie Puleo, R ERA: 3.7 (1, 1)	IP 7.2 WLS W BF 33 H 6 R 3 ER 3 SO 10 BB 4 IBB 0 HBP 0 BLK 0 WP 0 HR 0 S 49 P 65 ERA 3.52 WHIP 1.304										
Craig Swan, R ERA: 2.21 (8, 1)	IP 1.1 WLS W BF 5 H 1 R 1 ER 1 SO 1 BB 0 IBB 0 HBP 0 BLK 0 WP 0 HR 1 S 7 P 7 ERA 6.75 WHIP 0.750										

Atlanta Braves @ New York Mets
Shea Stadium, Flushing, NY
Mon May 31 1982, 3:33 AM EDT
Att: 21,954 - Unknown

livebaseballscorecards.com

AB	33
R	4
H	7
RBI	4
BB	4
SO	11
LOB	17



Batter	1	2	3	4	5	6	7	8	9	AB	R	H	RBI	BB	SO	LOB	BOTTOM			
Mookie Wilson, S OBP: 0.333, SLG: 0.388 (1, 8)	0-0 6-3	0-3 K		0-0 E4 1B		0-0 E6 2B	0-0 4-3			5	2	0	0	0	1	6	Atlanta Braves @ New York Mets Shea Stadium, Flushing, NY Mon May 31 1982, 3:33 AM EDT Att. 21,954 - Unknown livebaseballscores.com			
John Stearns, R OBP: 0.374, SLG: 0.459 (1, 2)	0-0 S 2B	0-0 FC6-4		0-0 E3 1B		0-0 WP 1B		0-0 5-3		5	2	3	3	0	0	3				
George Foster, R OBP: 0.342, SLG: 0.387 (1, 7)	0-3 K		0-0 6-3	0-0 6-3		0-0 1B G5-3		0-0 WP HR		5	1	2	1	0	1	2				
Rusty Staub, L OBP: 0.263, SLG: 0.290 Mike Jorgensen, L OBP: 0.400, SLG: 0.313 (1, 3) (6, PR) (7, 3)	0-0 2B		0-0 1B		0-0 6-3	4-0 1B		0-0 P5		3	1	2	1	1	0	0				
Ellis Valentine, R OBP: 0.286, SLG: 0.360 (1, 9)	0-0 F8		0-0 1B		0-0 1B	1-2 2-3		0-0 HR		5	1	4	2	0	0	1				
Hubie Brooks, R OBP: 0.337, SLG: 0.343 (1, 5)		4-0 1B	0-0 S 1B		0-0 G3-6	0-0 G5-3		0-0 G3		4	0	1	1	1	0	4				
Wally Backman, S OBP: 0.397, SLG: 0.422 Bob Bailor, R OBP: 0.371, SLG: 0.424 (1, 4) (6, PH) (7, 4)		4-0 1B	0-3 K		0-0 G3-6	0-0 G5-3		0-0 1B	4-0 S BB	1	0	0	0	1	1	1				
Tom Veryzer, R OBP: 0.404, SLG: 0.417 (1, 6)		0-0 P4		0-0 FC1-6		0-0 E SH1-4	0-3 K			4	1	2	1	0	1	3				
Charlie Puleo, R OBP: 0.200, SLG: 0.143 Craig Swan, R (8, 1)		0-0 FC6-4		0-0 FC1-6		0-0 SH1-4	0-3 K			3	1	1	0	0	1	2				
	1-2 2-3	1-2 2-3		1-2 2-3		1-2				0	0	0	0	0	0	0				
Inning Stats	R: 1 E: 0 K: 1 S: 7	H: 2 LOB: 1 BB: 0 P: 7	R: 0 E: 1 K: 1 S: 6	H: 1 LOB: 3 BB: 2 P: 14	R: 1 E: 0 K: 1 S: 7	H: 3 LOB: 1 BB: 0 P: 7	R: 2 E: 2 K: 0 S: 5	H: 2 LOB: 0 BB: 0 P: 5	R: 0 E: 0 K: 0 S: 3	H: 1 LOB: 0 BB: 0 P: 3	R: 4 E: 1 K: 0 S: 8	H: 5 LOB: 2 BB: 1 P: 12	R: 0 E: 0 K: 2 S: 7	H: 0 LOB: 1 BB: 1 P: 11	R: 2 E: 0 K: 0 S: 5	H: 2 LOB: 0 BB: 0 P: 5	1B: 12 2B: 3 3B: 0 HR: 1	SF: 0 SAC: 1 DP: 2 HBP: 0	WP: 2 PB: 0 SB: 3 CS: 0	PA: 42
PITCHER	IP WLS L	WLS BF	H R ER SO	BB IBB HBP BLK	WP HR S P	ERA WHIP	PITCHER	IP WLS L	WLS BF	H R ER SO	BB IBB HBP BLK	WP HR S P	ERA WHIP							
Bob Walk, R ERA: 3.28 (1, 1)	2.2	15	6	2	2	2	2	2	2	6.75	3.000									
Larry McWilliams, L ERA: 5.04 (3, 1)	2.2	14	6	6	3	1	0	0	0	10.12	2.250									
Rick Camp, R ERA: 4.59 (6, 1)	0.2	4	2	0	0	0	1	0	0	0.00	4.500									
Al Hrabosky, L ERA: 0.73 (7, 1)	1.0	4	0	0	0	2	1	0	0	0.00	1.000									
Preston Hanna, R ERA: 4.88 (8, 1)	1.0	5	2	2	2	0	0	0	0	18.00	2.000									

Atlanta Braves @ New York Mets
 Shea Stadium, Flushing, NY
 Mon May 31 1982, 3:33 AM EDT
 Att. 21,954 - Unknown



Atlanta Braves @ New York Mets
Shea Stadium, Flushing, NY
Tue Jun 01 1982, 3:33 AM EDT
Att. 9,367 - Unknown

livebaseballscorecards.com

AB	39
R	7
H	13
RBI	7
BB	6
SO	5
LOB	21



WP	1	PA	46
PB	0		
SB	0		
CS	0		

Batter	1	2	3	4	5	6	7	8	9	AB R H RBI BB SO LOB	TOP												
Claudell Washington, L OBP: 0.339, SLG: 0.434 (1, 9) B B B	4-0 1B BB	0-0 P6	4-0 4-3 IBB		0-0 FC6-4 1B		0-0 F7		0-0 F8	4 1 1 0 2 0 0													
Rafael Ramirez, R OBP: 0.312, SLG: 0.386 (1, 6) X	0-0 1B HR 1B	0-0 5-3	0-0 4-3		0-0 FC6-4		0-0 1-3			5 1 1 1 0 0 4													
Rufino Linares, R OBP: 0.340, SLG: 0.367 (1, 7) X	0-0 1B HR 1B	0-0	0-0 4-3		0-3 K		0-0			5 1 3 1 0 1 4													
Dale Murphy, R OBP: 0.403, SLG: 0.618 (1, 8) X	0-0 1B HR 1B	0-0 1-2 1B			0-0 F7		0-0 1B SF7 BB		0-0 P6	4 2 2 3 1 0 1													
Chris Chambliss, L OBP: 0.358, SLG: 0.455 (1, 3) B B B	4-0 1B BB	0-0 F8			0-0 G3		0-0 F9		0-0 F8	4 0 0 0 1 0 3													
Glenn Hubbard, R OBP: 0.330, SLG: 0.356 (1, 4) X	0-0 1B 1B				0-0 E6		0-0 1B 1B		0-0 6-3	4 1 2 0 1 0 0													
Jerry Royster, R OBP: 0.250, SLG: 0.276 (1, 5) S S S	0-3 K				4-0 4-3 1B BB		0-0 1-2 2-3 1B		0-0 F9	4 1 1 0 1 2 3													
Bruce Benedict, R OBP: 0.317, SLG: 0.299 (1, 2) X	0-0 1B				0-0 4-3 4-3 1B		0-3 K		0-0 SF7	4 0 2 1 0 1 0													
Ken Dayley, L OBP: 0.400, SLG: 0.333 Steve Bedrosian, R Gene Garber, R	0-3 K				0-0 4-3		0-0 FC6-4 1B 1B		0-0 F7	4 0 1 1 0 1 6													
									0-0 4-3	0 0 0 0 0 0 0													
										1 0 0 0 0 0 0													
Inning Stats	R: 4 E: 0 K: 2 S: 11	H: 5 LOB: 2 BB: 2 P: 19	R: 0 E: 0 K: 0 S: 5	H: 2 LOB: 2 BB: 0 P: 5	R: 2 E: 0 K: 0 S: 4	H: 1 LOB: 2 BB: 3 P: 16	R: 0 E: 1 K: 1 S: 6	H: 0 LOB: 1 BB: 0 P: 6	R: 0 E: 0 K: 2 S: 9	H: 2 LOB: 2 BB: 0 P: 9	R: 1 E: 0 K: 0 S: 5	H: 2 LOB: 2 BB: 1 P: 9	R: 0 E: 0 K: 0 S: 4	H: 1 LOB: 1 BB: 0 P: 4	R: 0 E: 0 K: 0 S: 3	H: 0 LOB: 0 BB: 0 P: 3	R: 0 E: 0 K: 0 S: 3	H: 0 LOB: 0 BB: 0 P: 3	1B: 12 2B: 0 3B: 0 HR: 1	SF: 1 SAC: 0 DP: 0 HBP: 0	WP: 1 PA: 46		
PITCHER	IP	WLS	BF	H	R	ER	SO	BB	IBB	HBP	BLK	WP	HR	S	P	ERA	WHIP					ERA	WHIP
Randy Jones, L ERA: 3.58 (1, 1)	0.0	L	6	4	4	4	0	2	0	0	0	0	1	4	12	∞	∞						
Ed Lynch, R ERA: 4.08 (1, 1)	7.0		34	9	3	3	5	3	1	0	0	1	0	40	56	3.86	1.714						
Tom Hausman, R ERA: 0.96 (8, 1)	2.0		6	0	0	0	0	0	0	0	0	0	0	6	6	0.00	0.000						

BOTTOM

Atlanta Braves @ New York Mets
 Shea Stadium, Flushing, NY
 Tue Jun 01 1982, 3:33 AM EDT
 Att. 9,367 - Unknown

livebaseballscorecards.com

AB	32
R	3
H	6
RBI	3
BB	3
SO	7
LOB	13



WP: 0	PA: 35
PB: 0	
SB: 0	
CS: 0	

AB	R	H	RBI	BB	SO	LOB
4	0	1	0	0	1	2
3	0	0	0	1	0	1
4	1	1	1	0	0	2
3	1	1	0	1	1	2
4	1	1	2	0	1	2
1	0	1	0	0	0	0
2	0	0	0	0	1	0
1	0	0	0	0	1	0
3	0	0	0	1	1	1
1	0	0	0	0	0	1
3	0	1	0	0	0	0
0	0	0	0	0	0	0
2	0	0	0	0	0	0
1	0	0	0	0	1	2
0	0	0	0	0	0	0

Batter	1	2	3	4	5	6	7	8	9
Mookie Wilson, S OBP: 0.332, SLG: 0.385 (1, 8)	0-0 1B		0-0 P4		0-3 K		0-0 6-3		
John Stearns, R OBP: 0.371, SLG: 0.451 (1, 2)	0-0 F9		0-0 F8			0-0 5-3		4-0 3-1 BB	
Rusty Staub, L OBP: 0.262, SLG: 0.371 (1, 3)	0-0 F9			0-0 6-3		0-0 HR		0-0 3-1	
George Foster, R OBP: 0.345, SLG: 0.392 (1, 7)	0-0 P3			0-0 HR 2B		4-0 L4-3 BB		0-3 K	
Ellis Valentine, R OBP: 0.284, SLG: 0.387 (1, 9)		0-3 K		0-0 HR 2-H		0-0 L4-3		0-0 5-3	
Hubie Brooks, R OBP: 0.340, SLG: 0.353 Ron Gardenhire, R OBP: 0.285, SLG: 0.270 (2, PR) Ron Hodges, L OBP: 0.469, SLG: 0.480 (9, PH)		0-0 2B		0-0 F9		0-3 K		0-3 K	
Bob Bailor, R OBP: 0.366, SLG: 0.409 (3, 5)		0-0 P4		0-0 4-3		4-0 1B BB		0-3 K	
Tom Veryzer, R OBP: 0.396, SLG: 0.408 (3, 4) Wally Backman, S OBP: 0.395, SLG: 0.419 (5, 4)		0-0 6-3			0-0 F9		0-0 6-3		
Randy Jones, R OBP: 0.292, SLG: 0.190 (1, 1) Ed Lynch, R (1, 1) Gary Rajsich, L OBP: 0.242, SLG: 0.293 (7, PH) Tom Hausman, R (8, 1)			0-0 F7		0-0 F9		0-3 K		

Inning Stats	R: 0	H: 1	E: 0	K: 0	S: 4	LOB: 1	BB: 0	P: 4
Ken Dayley, L ERA: 6.27 (1, 1)	IP: 5.1	WLS: 0	BF: 22	H: 5	R: 3	ER: 3	SO: 2	BB: 1
Steve Bedrosian, R ERA: 1.76 (6, 1)	IP: 1.2	WLS: 0	BF: 7	H: 1	R: 0	ER: 0	SO: 2	BB: 2
Gene Garber, R ERA: 1.64 (8, 1)	IP: 2.0	WLS: 0	BF: 6	H: 0	R: 0	ER: 0	SO: 3	BB: 0

Batter	1	2	3	4	5	6	7	8	9	AB R H RBI BB SO LOB	TOP	
Claudell Washington, L (1, 9) OBP: 0.340, SLG: 0.430	0-3 K		0-0 SH1-3 E 1B		0-0 F8		0-0 FC4-6 L6-3		4-0 IBB	4 1 1 0 1 1 1		
Rafael Ramirez, R (1, 6) OBP: 0.316, SLG: 0.385	0-0 S 1B		0-0 SH1-3		4-0 S BB		0-0 L6-3		0-0 F8	3 0 1 0 1 0 3		
Rufino Linares, R (1, 7) OBP: 0.333, SLG: 0.358	0-3 K		0-0 4-3		0-0 P4					4 0 1 0 0 1 3		
Dale Murphy, R (1, 8) OBP: 0.400, SLG: 0.608	4-0 BB		0-0 E7 S HR		0-0 P4				0-0 F9	3 1 0 0 1 0 2		
Bob Watson, R (1, 3) Chris Chambliss, L (8, 3) OBP: 0.275, SLG: 0.426 OBP: 0.358, SLG: 0.455	0-3 K		0-0 HR				0-0 6-3		0-0 F7	4 1 1 2 0 1 3 0 0 0 0 0 0 0		
Glenn Hubbard, R (1, 4) OBP: 0.328, SLG: 0.350			0-0 F7				4-0 BB		0-0 F8	3 0 0 0 1 0 1		
Jerry Royster, R (1, 5) OBP: 0.250, SLG: 0.250					0-0 5-3		0-0 F8		0-0 F8	3 0 0 0 1 0 1		
Bruce Benedict, R (1, 2) OBP: 0.309, SLG: 0.290					0-0 1-3		0-0 F9		0-0 P4	4 0 0 0 0 1 2		
Phil Niekro, R (1, 1) Steve Bedrosian, R (9, 1) OBP: 0.227, SLG: 0.318					0-3 K				0-0 FC4-6 1B	4 0 2 0 0 2 1 0 0 0 0 0 0 0		
Inning Stats	R: 0 H: 1 E: 0 LOB: 2 K: 3 BB: 1 S: 10 P: 14	R: 0 H: 0 E: 0 LOB: 1 K: 2 BB: 1 S: 7 P: 11	R: 3 H: 2 E: 1 LOB: 0 K: 0 BB: 0 S: 6 P: 6	R: 0 H: 0 E: 0 LOB: 0 K: 1 BB: 0 S: 5 P: 5	R: 0 H: 0 E: 0 LOB: 1 K: 0 BB: 1 S: 3 P: 7	R: 0 H: 0 E: 0 LOB: 1 K: 0 BB: 1 S: 3 P: 7	R: 0 H: 1 E: 0 LOB: 0 K: 0 BB: 0 S: 3 P: 3	R: 0 H: 1 E: 0 LOB: 1 K: 0 BB: 0 S: 4 P: 4	R: 0 H: 1 E: 0 LOB: 2 K: 0 BB: 1 S: 4 P: 8	1B: 4 SF: 0 2B: 2 SAC: 1 3B: 0 DP: 1 HR: 1 HBP: 0	WP: 0 PA: 38 PB: 0 SB: 4 CS: 0	
PITCHER Pete Falcone, L (1, 1) ERA: 3.39 Craig Swan, R (9, 1) ERA: 2.16	IP WLS BF H R ER SO BB IBB HBP BLK WP HR S P ERA WHIP	8.0 L 33 5 3 0 6 4 0 0 0 0 0 1 41 57 0.00 1.125	1.0 5 1 0 0 0 0 0 1 0 0 0 0 4 8 0.00 1.000									PITCHER IP WLS BF H R ER SO BB IBB HBP BLK WP HR S P ERA WHIP

Atlanta Braves @ New York Mets
Shea Stadium, Flushing, NY
Wed Jun 02 1982, 7:05 PM EDT
Att. 18,652 - Unknown

livebaseballscorecards.com

AB 32
R 3
H 6
RBI 2
BB 5
SO 6
LOB 17



Batter	1	2	3	4	5	6	7	8	9	AB R H RBI BB SO LOB	TOP									
Mookie Wilson, S OBP: 0.329, SLG: 0.385 (1, 8)	0-3 K		0-0 6-3		0-0 F7		0-0 2B			4 0 1 0 0 1 1										
John Stearns, R OBP: 0.371, SLG: 0.453 (1, 2)	0-0 F9		0-0 1B			0-0 1B SF8 2B	0-0 FC7-2			4 1 2 0 0 0 2										
George Foster, R OBP: 0.351, SLG: 0.410 (1, 7)	0-0 HR		0-0 1B			0-0 1B		0-0 P2		4 1 3 2 0 0 0										
Dave Kingman, R OBP: 0.285, SLG: 0.471 (1, 3)	0-3 K		0-0 FC5-4			0-3 K		0-3 K		4 0 0 0 0 3 4										
Ellis Valentine, R OBP: 0.272, SLG: 0.364 (1, 9)		0-0 6-3		0-0 F7		0-0 SF8		0-0 6-3		3 0 0 1 0 0 0										
Bob Bailor, R OBP: 0.366, SLG: 0.400 (1, 5)		0-0 F8		0-3 K		0-0 1B		0-0 4-3		4 0 1 0 0 1 0										
Wally Backman, S OBP: 0.370, SLG: 0.389 (1, 4)		0-3 K		0-0 4-3		0-0 L7		0-0 5-3		4 0 0 0 0 1 2										
Ron Gardenhire, R OBP: 0.275, SLG: 0.260 (1, 6)			0-0 P3		0-0 F5		0-0 F7		0-0 P6	3 0 0 0 0 0 0 1 0 0 0 0 0 0										
Mike Scott, R OBP: 0.143, SLG: 0.185 (1, 1)			0-0 1B		0-3 K		4-0 2B			2 1 1 0 0 1 0										
Jesse Orosco, R (6, 1)										0 0 0 0 0 0 0										
Gary Rajsich, L (7, PH)										0 0 0 0 1 0 0										
Tom Hausman, R (7, 1)										0 0 0 0 0 0 0										
Inning Stats	R: 1 E: 0 K: 2 S: 8	H: 1 LOB: 0 BB: 0 P: 8	R: 0 E: 0 K: 1 S: 5	H: 0 LOB: 0 BB: 0 P: 5	R: 1 E: 0 K: 0 S: 6	H: 3 LOB: 2 BB: 0 P: 6	R: 0 E: 0 K: 1 S: 5	H: 0 LOB: 0 BB: 0 P: 5	R: 0 E: 0 K: 1 S: 5	H: 0 LOB: 0 BB: 0 P: 5	R: 0 E: 0 K: 0 S: 3	H: 1 LOB: 1 BB: 1 P: 7	R: 0 E: 0 K: 1 S: 5	H: 0 LOB: 0 BB: 0 P: 5	R: 0 E: 0 K: 0 S: 3	H: 0 LOB: 0 BB: 0 P: 3	1B: 4 2B: 4 3B: 0 HR: 1	SF: 1 SAC: 0 DP: 1 HBP: 0	WP: 0 PB: 0 SB: 0 CS: 0	PA: 35
PITCHER	IP WLS BF H R ER SO BB IBB HBP BLK WP HR S P ERA WHIP																			
Tom Seaver, R (1, 1) ERA: 5.76	7.0 W 29 8 3 3 6 1 0 0 0 0 1 40 44 3.86 1.286																			
Tom Hume, R (8, 1) ERA: 1.67	2.0 6 0 0 0 1 0 0 0 0 0 0 8 8 0.00 0.000																			

New York Mets @ Cincinnati Reds
Riverfront Stadium, Cincinnati, OH
Fri Jun 04 1982, 7:05 PM EDT
Att. 13,319 - Unknown

livebaseballscorecards.com

AB	33
R	3
H	8
RBI	3
BB	1
SO	7
LOB	9



Batter	1	2	3	4	5	6	7	8	9	AB	R	H	RBI	BB	SO	LOB
Eddie Milner, L OBP: 0.326, SLG: 0.365 (1, 8)	0-0 B1-3		0-0 SF7	4-0 1B BB		0-0 1B 1B	0-0 4-3			4	2	2	0	1	0	1
Ron Oester, S OBP: 0.301, SLG: 0.359 (1, 4)	0-0 1B		0-0 SF7	0-0 1B		0-0 1B 1B		0-0 4-3		4	1	3	3	0	0	0
Dave Concepcion, R OBP: 0.340, SLG: 0.392 (1, 6)	4-0 1B		0-0 5-3	0-0 1B		0-0 1B 1B		0-0 1B 1B		4	1	2	2	1	0	2
Dan Driessen, L OBP: 0.401, SLG: 0.508 (1, 3)	0-0 FC6		0-0 1B			0-0 1B 1B		0-0 1B		5	0	4	1	0	0	1
Mike Vail, R OBP: 0.352, SLG: 0.529 Paul Householder, S OBP: 0.272, SLG: 0.304 (6, PR) (7, 9)		0-0 F7	0-0 F8			0-0 G1-6-3		0-0 F9-3		4	0	1	1	0	0	2
Duane Walker, L OBP: 0.286, SLG: 0.429 (1, 9) (7, 7)		0-0 1B 2B				0-0 SH3 BB		0-0 P2		4	2	2	0	0	0	2
Johnny Bench, R OBP: 0.290, SLG: 0.312 Rafael Landestoy, S OBP: 0.296, SLG: 0.385 (8, 5)		0-0 1B				0-0 F9		0-0 F8		4	0	1	1	0	0	1
Mike O'Berry, R OBP: 0.375, SLG: 0.282 (1, 2)		0-3 K				0-3 SH3 BB		0-0 4-1		3	1	0	0	1	2	1
Tom Seaver, R OBP: 0.235, SLG: 0.294 German Barranca, L OBP: 0.333, SLG: 0.545 Tom Hume, R (8, 1)		0-3 K				0-0 SH3		0-0 1B 1B		2	1	1	0	0	1	1

Inning Stats	R: 0	H: 1	E: 0	LOB: 1	K: 0	P: 7	R: 1	H: 2	E: 0	LOB: 1	K: 2	P: 9	R: 1	H: 2	E: 0	LOB: 1	K: 0	P: 5	R: 2	H: 2	E: 0	LOB: 2	K: 0	P: 5	R: 0	H: 1	E: 0	LOB: 0	K: 0	P: 3	R: 4	H: 6	E: 0	LOB: 2	K: 1	P: 11	R: 0	H: 1	E: 0	LOB: 1	K: 0	P: 4	R: 0	H: 2	E: 0	LOB: 1	K: 0	P: 4
	3	7	9	5	3	11	4	0	4	0	4	0	0	0	0	0	0	0	0	0	0	0	0	0	0	0	0	0	0	0	0	0	0	0	0	0	0	0	0	0	0	0	0	0	0	0	0	0

PITCHER	IP	WLS	BF	H	R	ER	SO	BB	IBB	HBP	BLK	WP	HR	S	P	ERA	WHIP
Mike Scott, R ERA: 4.65 (1, 1)	5.2	L	30	12	8	8	3	3	0	0	0	0	0	33	45	12.71	2.647
Jesse Orosco, L ERA: 2.43 (6, 1)	0.1		3	2	0	0	0	0	0	0	0	0	0	3	3	0.00	6.000
Tom Hausman, R ERA: 0.79 (7, 1)	2.0		8	3	0	0	0	0	0	0	0	0	0	8	8	0.00	1.500

BOTTOM

New York Mets @ Cincinnati Reds
 Riverfront Stadium, Cincinnati, OH
 Fri Jun 04 1982, 7:05 PM EDT
 Att. 13,319 - Unknown

AB	36
R	8
H	17
RBI	8
BB	3
SO	3
LOB	13



1B: 15	SF: 1	WP: 0	PA: 41
2B: 2	SAC: 1	PB: 0	
3B: 1	DP: 2	SB: 0	
HR: 0	HBP: 0	CS: 0	

PITCHER	IP	WLS	BF	H	R	ER	SO	BB	IBB	HBP	BLK	WP	HR	S	P	ERA	WHIP
Mike Scott, R ERA: 4.65 (1, 1)	5.2	L	30	12	8	8	3	3	0	0	0	0	0	33	45	12.71	2.647
Jesse Orosco, L ERA: 2.43 (6, 1)	0.1		3	2	0	0	0	0	0	0	0	0	0	3	3	0.00	6.000
Tom Hausman, R ERA: 0.79 (7, 1)	2.0		8	3	0	0	0	0	0	0	0	0	0	8	8	0.00	1.500

Batter	1	2	3	4	5	6	7	8	9	AB R H RBI BB SO LOB	TOP											
Mookie Wilson, S (1, 8) OBP: 0.323, SLG: 0.378	0-3 K		0-3 K		0-0 G3			0-0 6-3		4 0 0 0 0 2 3												
Bob Bailor, R (1, 5) OBP: 0.352, SLG: 0.388	0-0 F8		0-0 SF9			0-0 6-3		0-0 P6		3 0 0 1 0 0 0												
George Foster, R (1, 7) OBP: 0.344, SLG: 0.401	0-3 K		0-0 FC6-4			0-3 K		0-0 6-3		4 0 0 0 0 2 1												
Dave Kingman, R (1, 3) OBP: 0.284, SLG: 0.466		0-0 1B		0-3 K		0-0 E6		0-0 F7		4 0 1 0 0 1 0												
John Stearns, R (1, 2) OBP: 0.368, SLG: 0.448		0-0 F9		0-0 P3		0-3 K		0-0 E 1B S 1B		4 1 1 0 0 1 2												
Joel Youngblood, R (1, 9) OBP: 0.290, SLG: 0.366		0-0 F2		0-0 6-3			0-0 FC4-6 1B	0-3 K 1-3		4 0 1 0 0 1 2												
Wally Backman, S (1, 4) OBP: 0.366, SLG: 0.379		0-0 F9			0-0 F7		0-0 FC4-6 6-3 1-2f	4-0 1B BB		3 0 0 0 1 0 2												
Ron Gardenhire, R (1, 6) OBP: 0.283, SLG: 0.276			0-0 1B SF9 2B		0-0 SH3-4 1B		0-0 6-3 1-2	0-0 1B		3 1 2 0 0 0 1												
Mike Jorgensen, L (9, PH) OBP: 0.429, SLG: 0.353								0-0 1B		1 0 1 1 0 0 0												
Charlie Puleo, R (1, 1) OBP: 0.250, SLG: 0.200			0-0 FC6-4 1B		0-0 SH3-4		0-0 F7	0-3 K		1 0 1 0 0 0 0												
Rusty Staub, L (7, PH) OBP: 0.267, SLG: 0.368										1 0 0 0 0 0 1												
Ed Lynch, R (7, 1)										0 0 0 0 0 0 0												
Gary Rajsich, L (9, PH) OBP: 0.250, SLG: 0.288					1-2					1 0 0 0 0 1 2												
Inning Stats	R: 0 E: 0 K: 2 S: 7	H: 0 LOB: 0 BB: 0 P: 7	R: 0 E: 0 K: 0 S: 4	H: 1 LOB: 1 BB: 0 P: 4	R: 1 E: 0 K: 1 S: 7	H: 2 LOB: 1 BB: 0 P: 7	R: 0 E: 0 K: 1 S: 5	H: 0 LOB: 0 BB: 0 P: 5	R: 0 E: 0 K: 0 S: 4	H: 1 LOB: 1 BB: 0 P: 4	R: 0 E: 1 K: 2 S: 8	H: 0 LOB: 1 BB: 0 P: 8	R: 0 E: 0 K: 0 S: 4	H: 1 LOB: 1 BB: 0 P: 4	R: 0 E: 0 K: 0 S: 3	H: 0 LOB: 0 BB: 0 P: 3	R: 1 E: 0 K: 2 S: 9	H: 2 LOB: 2 BB: 1 P: 13	1B: 6 2B: 1 3B: 0 HR: 0	SF: 1 SAC: 1 DP: 0 HBP: 0	WP: 0 PB: 0 SB: 1 CS: 0	PA: 36
PITCHER Mario Soto, R (1, 1) ERA: 2.4	IP: 9.0 WLS: W BF: 36 H: 7 R: 2 ER: 2 SO: 8 BB: 1 IBB: 0 HBP: 0 BLK: 0 WP: 0 HR: 0 S: 51 P: 55 ERA: 2.00 WHIP: 0.889											PITCHER	IP: WLS: BF: H: R: ER: SO: BB: IBB: HBP: BLK: WP: HR: S: P: ERA: WHIP:									

New York Mets @ Cincinnati Reds
Riverfront Stadium, Cincinnati, OH
Sat Jun 05 1982, 7:05 PM EDT
Att. 20,286 - Unknown

livebaseballscorecards.com

AB	33
R	2
H	7
RBI	2
BB	1
SO	8
LOB	14



Batter	1	2	3	4	5	6	7	8	9	AB	R	H	RBI	BB	SO	LOB
Eddie Milner, L OBP: 0.330, SLG: 0.380 (1, 8)	0-3 K ①		0-0 E1 1B		0-0 1B 3B		0-0 4-3 ①			4	2	2	0	0	1	0
Ron Oester, S OBP: 0.305, SLG: 0.367 (1, 4)	0-0 L6 ②		0-0 F7 ②		0-0 1B SF7 1B		0-0 1B 2B			4	2	2	1	0	0	1
Dave Concepcion, R OBP: 0.343, SLG: 0.394 (1, 6)	0-0 4-3 ③		0-0 HR 1B		0-0 1B		0-0 F8 ②			4	1	2	1	0	0	1
Dan Driessen, L OBP: 0.407, SLG: 0.533 (1, 3)		0-0 WP 1B 1B	0-0 HR		0-0 SF7 ②		0-0 1B			3	1	3	4	0	0	0
Mike Vail, R OBP: 0.351, SLG: 0.521 Paul Householder, S OBP: 0.269, SLG: 0.301 (1, 7) (7, 9)		0-0 WP 1B	0-0 P6		0-0 F9 ③		0-0 4-3 ③			3	0	1	0	0	0	1
Duane Walker, L OBP: 0.273, SLG: 0.300 (1, 9) (7, 7)	0-3 K ①		0-3 K ①		4-0 6-3 5-3 BB		0-0 L6 ①			3	0	0	0	1	2	2
Johnny Bench, R OBP: 0.283, SLG: 0.304 (1, 5)	0-3 K ②		0-0 L4 ②		0-0 5-3 ①		0-0 5-3 ②			4	0	0	0	0	1	3
Alex Trevino, R OBP: 0.336, SLG: 0.289 (1, 2)	0-0 1-3 ③		0-0 PO 1B		0-0 6-3 ②		0-0 1B			4	0	2	0	0	0	3
Mario Soto, R OBP: 0.188, SLG: 0.233 (1, 1)			0-0 1-3 ①		0-0 PO ③		0-3 K ①		0-0 L4 ③	4	0	0	0	0	1	2

Inning Stats	R: 0	H: 0	E: 0	K: 1	S: 5	R: 0	H: 2	E: 0	K: 2	S: 9	R: 3	H: 3	E: 1	K: 0	S: 6	R: 0	H: 1	E: 0	K: 1	S: 5	R: 2	H: 3	E: 0	K: 1	S: 8	R: 0	H: 0	E: 0	K: 0	S: 3	R: 1	H: 2	E: 0	K: 0	S: 5	R: 0	H: 1	E: 0	K: 0	S: 4
	LOB: 0	BB: 0	P: 5	LOB: 2	BB: 0	P: 9	LOB: 0	BB: 0	P: 6	LOB: 0	BB: 0	P: 5	LOB: 1	BB: 0	P: 8	LOB: 1	BB: 1	P: 7	LOB: 1	BB: 1	P: 4	LOB: 1	BB: 0	P: 4	LOB: 1	BB: 0	P: 4	LOB: 1	BB: 0	P: 4	LOB: 1	BB: 0	P: 4	LOB: 1	BB: 0	P: 4	LOB: 1	BB: 0	P: 4	

PITCHER	IP	WLS	BF	H	R	ER	SO	BB	IBB	HBP	BLK	WP	HR	S	P	ERA	WHIP
Charlie Puleo, R ERA: 4.06 (1, 1)	6.0	L	27	9	5	5	5	1	0	0	0	1	1	36	40	7.50	1.667
Ed Lynch, R ERA: 4.1 (7, 1)	2.0		9	3	1	1	0	0	0	0	0	0	0	9	9	4.50	1.500


BOTTOM

New York Mets @ Cincinnati Reds
Riverfront Stadium, Cincinnati, OH

Sat Jun 05 1982, 7:05 PM EDT
Att. 20,286 - Unknown

livebaseballscorecards.com

AB	34
R	6
H	12
RBI	6
BB	1
SO	5
LOB	14



1B: 9	SF: 1	WP: 1	PA: 37
2B: 1	SAC: 0	PB: 0	
3B: 1	DP: 0	SB: 0	
HR: 1	HBP: 0	CS: 0	

New York Mets @ Cincinnati Reds
 Riverfront Stadium, Cincinnati, OH

Sun Jun 06 1982, 3:33 AM EDT
 Att. 24,053 - Unknown

livebaseballscorecards.com

AB	36
R	6
H	12
RBI	6
BB	3
SO	5
LOB	18



AB R H RBI BB SO LOB

3	0	2	0	0	1	0	5	2	2	1	0	0	3	3	0	0	0	1	0	2	3	0	1	1	1	0	2	4	1	1	0	0	1	3	4	1	1	0	0	0	2	3	1	2	3	1	0	0	4	0	0	0	0	1	4	2	0	0	0	0	1	0	1	0	1	0	0	0	0	1	0	0	0	0	1	0	0	0	0	0	0	0	0
---	---	---	---	---	---	---	---	---	---	---	---	---	---	---	---	---	---	---	---	---	---	---	---	---	---	---	---	---	---	---	---	---	---	---	---	---	---	---	---	---	---	---	---	---	---	---	---	---	---	---	---	---	---	---	---	---	---	---	---	---	---	---	---	---	---	---	---	---	---	---	---	---	---	---	---	---	---	---	---	---	---	---	---

Batter	1	2	3	4	5	6	7	8	9
Wally Backman, S (1, 4) OBP: 0.373, SLG: 0.395 Bob Bailor, R (7, PH) OBP: 0.355, SLG: 0.390 (7, 4)	0-0 2B	0-3 K			0-0 G6-4-3 1B		0-0 P4		0-0 S 1B
Joel Youngblood, R (1, 8) OBP: 0.295, SLG: 0.406 (8, 9)	0-0 6-3		0-0 G3 SF9 2B		0-0 G6-4-3 1-2f			0-0 HR	0-0 P3 1-2
Rusty Staub, L (1, 3) OBP: 0.265, SLG: 0.341 Mookie Wilson, S (8, PR) OBP: 0.326, SLG: 0.381 (8, 8)	0-0 6-3		0-0 G3 2-3		0-0 F3			4-0 1-6-3 1B BB	0-0 2-H 1B
George Foster, R (1, 7) OBP: 0.346, SLG: 0.400 Ellis Valentine, R (9, 7) OBP: 0.272, SLG: 0.364	0-0 6-3		0-0 SF9 3-H		4-0 G4-6-3 BB			0-0 1-6-3 1B	0-0 F9
Mike Jorgensen, L (1, 9) OBP: 0.400, SLG: 0.333 (8, 3)		0-0 HR 1B 1B	0-0 P6		0-0 G4-6-3 1-2f			0-3 K	
Hubie Brooks, R (1, 5) OBP: 0.339, SLG: 0.351		0-0 1-2 HR 1B		0-0 6-3			0-0 6-3	0-0 1-6-3 1-2 2-3	
Ron Hodges, L (1, 2) OBP: 0.486, SLG: 0.586		0-0 1-H 2-H HR		0-0 F7			0-0 1B 1B	4-0 FC4 IBB	
Ron Gardenhire, R (1, 6) OBP: 0.275, SLG: 0.268		0-3 K	0-0 6-3		0-0 6-3		0-0 F9	0-0 FC4 1-2f	
Craig Swan, R (1, 1) Rusty Tillman, R (7, PH) OBP: 1.000, SLG: 1.000 Tom Hausman, R (7, 1) Neil Allen, R (9, 1) OBP: 0.400, SLG: 0.250		0-0 4-3		0-3 K			0-0 1-2 1B	0-3 K	

Inning Stats	R: 0	H: 1	E: 0	K: 0	S: 4	P: 4	R: 3	H: 3	E: 0	K: 2	S: 10	P: 10	R: 1	H: 1	E: 0	K: 0	S: 4	P: 4	R: 0	H: 0	E: 0	K: 0	S: 3	P: 3	R: 0	H: 1	E: 0	K: 1	S: 5	P: 5	R: 0	H: 0	E: 0	K: 0	S: 2	P: 6	R: 0	H: 2	E: 0	K: 0	S: 5	P: 5	R: 1	H: 2	E: 0	K: 1	S: 7	P: 15	R: 1	H: 2	E: 0	K: 1	S: 7	P: 7	1B: 8	SF: 1	2B: 2	SAC: 0	3B: 0	DP: 2	HR: 2	HBP: 0	WP: 0	PA: 40	PB: 0	SB: 1	CS: 0
--------------	------	------	------	------	------	------	------	------	------	------	-------	-------	------	------	------	------	------	------	------	------	------	------	------	------	------	------	------	------	------	------	------	------	------	------	------	------	------	------	------	------	------	------	------	------	------	------	------	-------	------	------	------	------	------	------	-------	-------	-------	--------	-------	-------	-------	--------	-------	--------	-------	-------	-------

PITCHER	IP	WLS	BF	H	R	ER	SO	BB	IBB	HBP	BLK	WP	HR	S	P	ERA	WHIP
Frank Pastore, R (1, 1) ERA: 4.22	5.0	L	20	6	4	4	3	0	0	0	0	0	1	26	26	7.20	1.200
Charlie Leibrandt, L (6, 1) ERA: 1.91	1.0		3	0	0	0	0	1	0	0	0	0	0	2	6	0.00	1.000
Joe Price, L (7, 1) ERA: 3.45	1.1		9	4	1	1	1	1	0	0	0	0	1	10	14	6.75	3.750
Jim Kern, R (8, 1) ERA: 4.06	0.2		3	0	0	0	0	0	1	0	0	0	0	2	6	0.00	0.000
Tom Hume, R (9, 1) ERA: 1.89	1.0		5	2	1	1	1	0	0	0	0	0	0	7	7	9.00	2.000

BOTTOM

New York Mets @ Cincinnati Reds
Riverfront Stadium, Cincinnati, OH

Sun Jun 06 1982, 3:33 AM EDT
Att. 24,053 - Unknown

livebaseballscorecards.com

AB	37
R	3
H	13
RBI	3
BB	2
SO	5
LOB	19



WP:	0	PA:	41
PB:	0		
SB:	0		
CS:	0		

AB R H RBI BB SO LOB

5	1	1	0	0	0	3
5	0	1	0	0	1	2
5	0	1	0	0	1	1
5	0	3	1	0	1	0
5	0	1	0	0	1	4
4	2	3	1	0	0	2
2	0	1	0	2	0	0
3	0	2	1	0	0	3
0	0	0	0	0	0	0
1	0	0	0	0	0	0
0	0	0	0	0	0	0
1	0	0	0	0	1	2
0	0	0	0	0	0	0
0	0	0	0	0	0	0
1	0	0	0	0	0	2
0	0	0	0	0	0	0

1B:	10	SF:	0
2B:	2	SAC:	2
3B:	0	DP:	1
HR:	1	HBP:	0

Batter	1	2	3	4	5	6	7	8	9
Eddie Milner, L (1, 9) OBP: 0.326, SLG: 0.375	0-0 F2		0-0 P3		0-0 P6				0-0 L7
Ron Oester, S (1, 4) OBP: 0.303, SLG: 0.363	0-0 F5		0-0 G3		0-0 F2		0-3 K		0-0 1B
Dave Concepcion, R (1, 6) OBP: 0.339, SLG: 0.389	0-0 F9			0-0 F9	0-0 1B		0-3 K		0-0 L4
Dan Driessen, L (1, 3) OBP: 0.412, SLG: 0.540		0-3 K		0-0 1B	0-0 1B		0-0 F8		0-0 1B
Mike Vail, R (1, 7) OBP: 0.342, SLG: 0.500		0-0 F9		0-0 BB	0-0 P4			0-0 L6	0-3 K2-3
Cesar Cedeno, R (1, 8) OBP: 0.360, SLG: 0.416		0-0 HR		0-0 P5		0-0 E5		0-0 2B	
Johnny Bench, R (1, 5) OBP: 0.294, SLG: 0.313		0-0 L8		4-0 BB		4-0 SH3-4		0-0 1B	
Alex Trevino, R (1, 2) OBP: 0.342, SLG: 0.297			0-0 SH1-4	0-0 P3		0-0 SH3-4		0-0 1B	
Frank Pastore, R (1, 1) Wayne Krenchicki, L (5, PH) Charlie Leibrandt, R (6, 1) German Barranca, L (6, PH) Joe Price, R (7, 1) Jim Kern, R (8, 1) Larry Bittner, L (8, PH) Tom Hume, R (9, 1)			0-0 SH1-4		0-0 6-3	0-3 K		0-0 G4-6-3	

Inning Stats	R: 0	H: 0	E: 0	K: 0	S: 3	R: 1	H: 1	E: 0	K: 1	S: 6	R: 0	H: 1	E: 0	K: 0	S: 4	R: 0	H: 2	E: 0	K: 0	S: 5	R: 1	H: 3	E: 1	K: 1	S: 6	R: 0	H: 0	E: 0	K: 2	S: 7	R: 1	H: 3	E: 0	K: 0	S: 5	R: 0	H: 2	E: 0	K: 1	S: 7
	LOB: 0	BB: 0		LOB: 1	BB: 0	LOB: 0	BB: 0	LOB: 3	BB: 1	P: 9	LOB: 2	BB: 0	P: 6	LOB: 2	BB: 1	LOB: 0	BB: 0	P: 10	LOB: 0	BB: 0	P: 7	LOB: 1	BB: 0	P: 5	LOB: 2	BB: 0	P: 7	LOB: 2	BB: 0	P: 7	LOB: 1	BB: 0	P: 7	LOB: 2	BB: 0	P: 7	LOB: 2	BB: 0	P: 7	

PITCHER	IP	WLS	BF	H	R	ER	SO	BB	IBB	HBP	BLK	WP	HR	S	P	ERA	WHIP
Craig Swan, R (1, 1) ERA: 2.27	6.0	W	28	8	2	2	2	2	0	0	0	0	1	30	38	3.00	1.667
Tom Hausman, R (7, 1) ERA: 1.29	2.2		12	5	1	1	2	0	0	0	0	0	0	16	16	3.38	1.875
Neil Allen, R (9, 1) ERA: 2.01	0.1	S	1	0	0	0	1	0	0	0	0	0	0	3	3	0.00	0.000

Batter	1	2	3	4	5	6	7	8	9	10	11	12	AB R H RBI BB SO LOB	TOP													
Omar Moreno, L (1, 8) OBP: 0.301, SLG: 0.312	4-0 1B S BB		0-3 K	0-0 FC6-4 1B		0-0 F8			0-0 F7			0-0 4-3	5 0 1 1 1 1 0														
Lee Lacy, R (1, 7) OBP: 0.379, SLG: 0.367	0-0 5-3		0-0 S 1B	0-0 FC6-4 1B		0-0 4-3			0-0 P4			0-0 E S 1B	6 1 2 0 0 0 3														
Dave Parker, L (1, 9) OBP: 0.330, SLG: 0.450	0-0 F7		0-0 P6		0-0 4-3			0-0 CS 1B		0-0 4-3		0-3 K	6 0 1 0 0 1 3														
Jason Thompson, L (1, 3) OBP: 0.443, SLG: 0.615	0-0 BB 1B		0-3 K		0-0 F9			0-0 F8		0-0 6-3		4-0 1B IBB	5 0 1 0 1 1 2														
Bill Madlock, R (1, 5) OBP: 0.343, SLG: 0.418	4-0 1-2 BB			0-0 E 1B	4-0 1B BB			0-3 K 1-2		0-0 P6		0-0 1-2 1B	4 2 2 1 2 1 1														
Tony Peña, R (1, 2) OBP: 0.316, SLG: 0.427	0-0 F8			0-0 FC5-4 1B	0-0 1B 1B			0-0 2B				0-3 K CS 1B	6 0 4 0 0 1 5														
Johnny Ray, S (1, 4) OBP: 0.353, SLG: 0.424		0-0 F9		0-0 FC5-4 FC6-4 1B	0-0 1B			0-0 4-3				0-3 K 1-2	5 0 1 1 0 1 2														
Dale Berra, R (1, 6) OBP: 0.253, SLG: 0.277		0-0 P4		0-0 FC6-4 1B	0-0 F7			0-0 6-3				4-0 BB BB	4 1 0 0 0 0 3														
Willie Stargell, L (11, PH) OBP: 0.290, SLG: 0.192													0 0 0 0 1 0 0														
Jim Smith, R (11, PR) OBP: 0.345, SLG: 0.360													0 0 0 0 0 0 0														
Manny Sarmiento, R (1, 1) OBP: 0.364, SLG: 0.300		0-3 K		0-0 1B 1B								0-0 F9	3 0 1 0 0 2 0														
Bill Robinson, R (9, PH) OBP: 0.314, SLG: 0.500													1 0 0 0 0 1 0														
Kent Tekulve, R (9, 1)													0 0 0 0 0 0 0														
Mike Easler, L (11, PH) OBP: 0.370, SLG: 0.387													1 0 0 0 0 0 1														
Rod Scurry, L (11, 1) OBP: 0.200, SLG: 0.200													0 0 0 0 0 0 0														
Inning Stats	R: 0 E: 0 K: 0 S: 4	H: 1 LOB: 3 BB: 2 P: 12	R: 0 E: 0 K: 1 S: 5	H: 0 LOB: 0 BB: 0 P: 5	R: 0 E: 0 K: 2 S: 8	H: 1 LOB: 1 BB: 0 P: 8	R: 2 E: 1 K: 0 S: 7	H: 4 LOB: 2 BB: 0 P: 7	R: 1 E: 0 K: 0 S: 5	H: 2 LOB: 2 BB: 1 P: 9	R: 0 E: 0 K: 1 S: 5	H: 0 LOB: 0 BB: 0 P: 5	R: 0 E: 0 K: 1 S: 5	H: 1 LOB: 1 BB: 0 P: 5	R: 0 E: 0 K: 0 S: 3	H: 0 LOB: 0 BB: 0 P: 3	R: 0 E: 0 K: 1 S: 5	H: 1 LOB: 1 BB: 1 P: 9	R: 0 E: 0 K: 1 S: 5	H: 1 LOB: 1 BB: 1 P: 9	R: 1 E: 0 K: 2 S: 9	H: 2 LOB: 2 BB: 1 P: 13	1B: 12 2B: 2 3B: 0 HR: 0	SF: 0 SAC: 0 DP: 1 HBP: 0	WP: 0 PB: 0 SB: 3 CS: 2	PA: 51	
PITCHER	IP WLS BF H R ER SO BB IBB HBP BLK WP HR S P ERA WHIP																										
Pete Falcone, L (1, 1) ERA: 3.29	10.0																										
Neil Allen, R (11, 1) ERA: 2.16	2.0	L	10	3	1	1	3	1	1	0	0	0	0	0	0	0	0	0	0	0	0	0	0	0	0	0	0

Pittsburgh Pirates @ New York Mets
 Shea Stadium, Flushing, NY
 Mon Jun 07 1982, 7:05 PM EDT
 Att: 8,791 - Unknown

livebaseballscorecards.com

AB	46
R	4
H	13
RBI	3
BB	5
SO	9
LOB	20



Batter	1	2	3	4	5	6	7	8	9	10	11	12
Wally Backman, S OBP: 0.374, SLG: 0.390 (1, 4)	0-0 F9		4-0 F8-3 BB		0-0 F7		0-0 F7			0-0 E 1B		
John Stearns, R OBP: 0.359, SLG: 0.436 (1, 2)	0-0 F2		0-0 F8-3 1-2		0-0 L7		0-0 FC5-4 1-2f			0-0 E3 G6-3 1-3		
George Foster, R OBP: 0.338, SLG: 0.389 (1, 7)	0-3 K		0-3 K					0-0 F8		0-0 G6-3 1-2f		
Dave Kingman, R OBP: 0.287, SLG: 0.461 (1, 3)		4-0 1B 2B BB		0-0 F8		0-0 BLK 2B 1B		0-0 F8			0-3 K	
Joel Youngblood, R OBP: 0.291, SLG: 0.396 (1, 8)		0-0 1-2 2B 1B		0-0 E6 E		0-3 K 1-2		0-0 F9			0-0 6-3	
Mike Jorgensen, L OBP: 0.400, SLG: 0.385 (1, 9)		0-3 K		0-0 E6 1-2		0-0 2-H 2B			0-0 G4-3 1B		0-0 3-1	
Hubie Brooks, R OBP: 0.330, SLG: 0.341 (1, 5)		0-3 K		0-3 K		0-0 3-1			0-3 K			0-3 K
Ron Gardenhire, R OBP: 0.283, SLG: 0.279 (1, 6)		0-0 1-H 2-H 2B		0-3 K			4-0 FC5-4 BB		0-0 G4-3 1-2f			0-3 K
Rusty Staub, L OBP: 0.260, SLG: 0.333 (9, PH)												0-0 4-3
Bob Bailor, R OBP: 0.352, SLG: 0.386 (10, 6)												
Pete Falcone, L OBP: 0.143, SLG: 0.143 (1, 1)		0-0 F7			0-0 F7					0-3 K		0-0 K
Mookie Wilson, S OBP: 0.325, SLG: 0.379 (10, PH)												
Neil Allen, R OBP: 0.400, SLG: 0.250 (11, 1)												
Ellis Valentine, R OBP: 0.269, SLG: 0.360 (12, PH)												

AB	R	H	RBI	BB	SO	LOB
4	0	1	0	1	0	1
5	0	0	0	0	0	3
5	0	0	0	0	3	2
4	2	1	0	1	1	0
5	1	1	0	0	1	1
5	0	2	1	0	1	3
5	0	0	0	0	4	6
2	0	1	2	1	1	2
1	0	0	0	0	0	1
1	0	0	0	0	1	0
3	0	0	0	0	1	2
1	0	0	0	0	1	0
0	0	0	0	0	0	0
1	0	0	0	0	0	0

AB	R	H	RBI	BB	SO	LOB
42	3	6	3	3	14	21

Inning Stats	R: 0	H: 0	E: 0	K: 1	S: 5	R: 2	H: 2	E: 0	K: 2	S: 9	R: 0	H: 0	E: 0	K: 1	S: 4	R: 0	H: 0	E: 2	K: 2	S: 9	R: 0	H: 0	E: 0	K: 0	S: 3	R: 1	H: 2	E: 0	K: 2	S: 9	R: 0	H: 0	E: 0	K: 1	S: 5	R: 0	H: 0	E: 0	K: 0	S: 3	R: 0	H: 0	E: 0	K: 1	S: 6	R: 0	H: 1	E: 1	K: 1	S: 6	R: 0	H: 0	E: 0	K: 1	S: 5	R: 0	H: 0	E: 0	K: 1	S: 5	R: 0	H: 1	E: 1	K: 1	S: 6	R: 0	H: 0	E: 0	K: 2	S: 7	1B: 4	2B: 3	3B: 0	HR: 0	SF: 0	DP: 3	HBP: 0	WP: 0	PA: 45
PITCHER	IP	WLS	BF	H	R	ER	SO	BB	IBB	HBP	BLK	WP	HR	S	P	ERA	WHIP																																																														
Manny Sarmiento, R ERA: 1.66 (1, 1)	8.0		32	4	3	3	9	3	0	0	1	0	0	47	59	3.38	0.875																																																														
Kent Tekulve, R ERA: 1.39 (9, 1)	2.0		7	2	0	0	2	0	0	0	0	0	0	11	11	0.00	1.000																																																														
Rod Scurry, L ERA: 2.39 (11, 1)	2.0	W	6	0	0	0	3	0	0	0	0	0	0	12	12	0.00	0.000																																																														

Pittsburgh Pirates @ New York Mets
Shea Stadium, Flushing, NY
 Mon Jun 07 1982, 7:05 PM EDT
 Att. 8,791 - Unknown



livebaseballscorecards.com

Batter	1	2	3	4	5	6	7	8	9	AB R H RBI BB SO LOB	TOP		
Omar Moreno, L (1, 8) OBP: 0.299, SLG: 0.311	0-3 K		0-0 F7	0-3 K			0-0 SF8		0-0 1B	4 0 1 2 0 2 1			
Lee Lacy, R (1, 9) OBP: 0.380, SLG: 0.395	0-0 F8		0-0 HR			0-0 4-3	0-3 K		0-0 1B	5 1 2 1 0 1 0			
Bill Madlock, R (1, 5) OBP: 0.340, SLG: 0.410	4-0 1B BB		0-0 L7			0-0 F8		0-0 1-3	0-0 F7	4 1 0 0 1 0 2			
Jason Thompson, L (1, 3) OBP: 0.439, SLG: 0.605	4-0 1B 1-2 BB		0-3 K			0-0 F8		0-0 3-1		3 0 0 0 1 1 0			
Tony Peña, R (1, 2) OBP: 0.326, SLG: 0.435	0-0 FC5-4 1B			0-0 1B 2B 1B		0-0 6-3		0-0 1B		4 1 3 1 0 0 0			
Bill Robinson, R (1, 7) OBP: 0.297, SLG: 0.471	0-0 FC5-4			0-3 K		0-0 6-3		0-0 L3		4 0 0 0 0 1 4			
Johnny Ray, S (1, 4) OBP: 0.351, SLG: 0.420		0-3 K		0-0 2B 1B		0-0 P3			0-3 K	4 1 1 0 0 2 0			
Dale Berra, R (1, 6) OBP: 0.259, SLG: 0.289		0-0 6-3		0-0 L4			0-0 SH1-3 SF8 2B		0-0 SH1-3 1B 1B	4 2 2 0 0 0 2			
Don Robinson, R (1, 1) OBP: 0.333, SLG: 0.433		0-0 L6		0-0 2B			0-0 SH1-3		0-0 SH1-3	2 0 1 2 0 0 0			
Kent Tekulve, R (8, 1)				1-H 3-H			2-3		1-2	0 0 0 0 0 0 0			
Inning Stats	R: 1 H: 1 E: 0 LOB: 2 K: 1 BB: 2 S: 6 P: 14	R: 0 H: 0 E: 0 LOB: 0 K: 1 BB: 0 S: 5 P: 5	R: 1 H: 1 E: 0 LOB: 0 K: 1 BB: 0 S: 6 P: 6	R: 2 H: 3 E: 0 LOB: 1 K: 2 BB: 0 S: 10 P: 10	R: 0 H: 0 E: 0 LOB: 0 K: 0 BB: 0 S: 3 P: 3	R: 0 H: 0 E: 0 LOB: 0 K: 0 BB: 0 S: 3 P: 3	R: 1 H: 1 E: 0 LOB: 0 K: 1 BB: 0 S: 6 P: 6	R: 0 H: 1 E: 0 LOB: 1 K: 0 BB: 0 S: 4 P: 4	R: 1 H: 3 E: 0 LOB: 2 K: 1 BB: 0 S: 8 P: 8	1B: 7 SF: 1 2B: 2 SAC: 2 3B: 0 DP: 0 HR: 1 HBP: 0	WP: 0 PA: 39 PB: 0 SB: 0 CS: 0		
PITCHER	IP WLS BF H R ER SO BB IBB HBP BLK WP HR S P ERA WHIP											PITCHER	IP WLS BF H R ER SO BB IBB HBP BLK WP HR S P ERA WHIP
Jesse Orosco, L (1, 1) ERA: 2.97	6.0 L 25 5 4 4 5 2 0 0 0 0 0 1 33 41 6.00 1.167												
Mike Scott, R (7, 1) ERA: 4.64	2.0 8 2 1 1 1 0 0 0 0 0 0 0 10 10 4.50 1.000												
Ed Lynch, R (9, 1) ERA: 4.23	1.0 6 3 1 1 1 0 0 0 0 0 0 0 8 8 9.00 3.000												

Pittsburgh Pirates @ New York Mets
Shea Stadium, Flushing, NY

Tue Jun 08 1982, 7:05 PM EDT
Att: 11,774 - Unknown

livebaseballscores.com

AB	34
R	6
H	10
RBI	6
BB	2
SO	7
LOB	9



BOTTOM

Pittsburgh Pirates @ New York Mets
Shea Stadium, Flushing, NY
Tue Jun 08 1982, 7:05 PM EDT
Att. 11,774 - Unknown

livebaseballscorecards.com

AB	29
R	2
H	4
RBI	2
BB	4
SO	7
LOB	9



WP:	1	PA:	33
PB:	0	SB:	0
CS:	1		

AB R H RBI BB SO LOB

3	0	0	0	1	1	0
4	0	2	1	0	0	0
4	0	0	0	0	1	4
3	0	0	0	1	0	1
4	0	1	0	0	1	1
4	0	0	0	0	1	1
1	1	0	0	2	1	0
2	0	0	0	0	1	1
1	0	0	0	0	0	0
1	0	0	0	0	0	0
1	0	1	1	0	0	0
0	1	0	0	0	0	0
1B:	3	SF:	0			
2B:	1	SAC:	0			
3B:	0	DP:	1			
HR:	0	HBP:	0			

Batter	1	2	3	4	5	6	7	8	9
Mookie Wilson, S OBP: 0.323, SLG: 0.374 (1, 8)	0-0 4-3 ①			0-0 6-3 ①		0-3 K ③		4-0 2B 1-2 BB	
John Stearns, R OBP: 0.362, SLG: 0.443 (1, 2)	0-0 F7			0-0 FC4-6 1B			0-0 F8	0-0 1-3 2-H 2B	
George Foster, R OBP: 0.332, SLG: 0.381 (1, 7)	0-3 K			0-0 FC4-6 1-2f			0-0 P6	0-0 6-3 ③	
Dave Kingman, R OBP: 0.286, SLG: 0.454 (1, 3)		0-0 F8 ①		0-0 P3 ③			4-0 BB		0-0 5-3 ①
Joel Youngblood, R OBP: 0.289, SLG: 0.391 (1, 9)		0-0 F8 ②			0-0 F8 ①		0-3 K ③		0-0 G4-6-3 1B
Hubie Brooks, R OBP: 0.323, SLG: 0.333 (1, 5)		0-3 K			0-0 5-3 ②			0-0 4-3 ①	0-0 G4-6-3 ② ③ 1-2f
Wally Backman, S OBP: 0.380, SLG: 0.387 (1, 4)				4-0 CS BB		0-3 K ③		4-0 WP 1-3 1B BB	
Ron Gardenhire, R OBP: 0.279, SLG: 0.275 (1, 6)				0-0 F8 ① ②		0-3 K ①		0-0 1-3 ②	
Mike Jorgensen, L OBP: 0.387, SLG: 0.370 (8, PH)				1-2				1-2	
Ed Lynch, R (9, 1)									
Jesse Orosco, R (1, 1)				0-0 4-3 ③		0-3 K ②		0-0 2B 1B	
Gary Rajsich, L OBP: 0.246, SLG: 0.283 (6, PH)								2-H	
Mike Scott, R OBP: 0.143, SLG: 0.185 (7, 1)									
Rusty Staub, L OBP: 0.275, SLG: 0.349 (8, PH)									
Bob Bailor, R OBP: 0.352, SLG: 0.396 (8, PR)									
Bob Bailor, R OBP: 0.352, SLG: 0.396 (9, 8)									

Inning Stats	R: 0	H: 0	R: 0	H: 0	R: 0	H: 1	R: 0	H: 0	R: 0	H: 0	R: 0	H: 0	R: 2	H: 2	R: 0	H: 1
	E: 0	LOB: 0	E: 0	LOB: 0	E: 0	LOB: 1	E: 0	LOB: 0	E: 0	LOB: 0	E: 0	LOB: 0	E: 0	LOB: 3	E: 0	LOB: 0
	K: 1	BB: 0	K: 1	BB: 0	K: 0	BB: 0	K: 1	BB: 1	K: 3	BB: 0	K: 1	BB: 1	K: 0	BB: 2	K: 0	BB: 0
	S: 5	P: 5	S: 5	P: 5	S: 4	P: 4	S: 5	P: 5	S: 9	P: 9	S: 5	P: 9	S: 5	P: 13	S: 3	P: 3

PITCHER	IP	WLS	BF	H	R	ER	SO	BB	IBB	HBP	BLK	WP	HR	S	P	ERA	WHIP
Don Robinson, R ERA: 4.6 (1, 1)	7.2	W	29	3	2	2	7	4	0	0	0	1	0	39	55	2.35	0.913
Kent Tekulve, R ERA: 1.35 (8, 1)	1.1	S	4	1	0	0	0	0	0	0	0	0	0	4	4	0.00	0.750

Batter	1	2	3	4	5	6	7	8	9	AB R H RBI BB SO LOB	TOP						
Omar Moreno, L (1, 8) OBP: 0.297, SLG: 0.310	0-0 E7 F8 1B		0-0 F7		0-0 SF8		0-0 3-1		0-3 K	4 1 1 1 0 1 0							
Johnny Ray, S (1, 4) OBP: 0.352, SLG: 0.425	0-0 F8 2-3		0-0 4-3		0-0 2B		0-0 2B 1B		0-0 F7	5 0 2 0 0 0 1							
Bill Madlock, R (1, 5) OBP: 0.347, SLG: 0.419	0-0 2B 1B		4-0 S BB		0-0 F8		0-0 1-3 2B			3 0 2 1 1 0 1							
Jason Thompson, L (1, 3) OBP: 0.441, SLG: 0.599	0-3 K		0-0 4-3 1-2		4-0 1B BB		4-0 BB			2 0 0 0 2 1 2							
Mike Easler, L (1, 7) OBP: 0.373, SLG: 0.397	0-0 1-3 2B		0-0 4-3		0-0 1-3 1B		0-0 4-3			4 0 2 0 0 0 3							
Tony Peña, R (1, 2) OBP: 0.324, SLG: 0.430	0-0 L3		0-0 G4-6-3 1B		0-3 K		0-0 6-3			4 0 1 0 0 1 4							
Lee Lacy, R (1, 9) OBP: 0.376, SLG: 0.390		0-0 F2		0-0 G4-6-3 1-2		0-3 K		0-0 CS 1B		4 0 1 0 0 1 3							
Dale Berra, R (1, 6) OBP: 0.259, SLG: 0.295		0-3 K		0-0 SH2-4 SF8 2B		0-0 F7		0-0 F8 1-2		4 1 1 0 0 1 3							
Rick Rhoden, R (1, 1) OBP: 0.300, SLG: 0.714		0-0 6-3		0-0 SH2-4		0-0 5-3		0-3 K		2 0 0 0 0 0 0							
Rod Scurry, L (8, 1) OBP: 0.167, SLG: 0.167										1 0 0 0 0 1 0							
Kent Tekulve, R (9, 1)										0 0 0 0 0 0 0							
Inning Stats	R: 1 H: 3 E: 1 LOB: 2 K: 1 BB: 0 S: 8 P: 8	R: 0 H: 0 E: 0 LOB: 0 K: 1 BB: 0 S: 5 P: 5	R: 0 H: 0 E: 0 LOB: 1 K: 0 BB: 1 S: 3 P: 7	R: 0 H: 1 E: 0 LOB: 0 K: 0 BB: 0 S: 3 P: 3	R: 1 H: 2 E: 0 LOB: 1 K: 0 BB: 0 S: 5 P: 5	R: 0 H: 1 E: 0 LOB: 2 K: 2 BB: 1 S: 8 P: 12	R: 0 H: 2 E: 0 LOB: 3 K: 0 BB: 1 S: 5 P: 9	R: 0 H: 1 E: 0 LOB: 0 K: 0 BB: 0 S: 3 P: 3	R: 0 H: 0 E: 0 LOB: 0 K: 2 BB: 0 S: 7 P: 7	1B: 6 SF: 1 2B: 4 SAC: 1 3B: 0 DP: 1 HR: 0 HBP: 0	WP: 0 PA: 38 PB: 0 SB: 1 CS: 1						
PITCHER	IP WLS BF H R ER SO BB IBB HBP BLK WP HR S P ERA WHIP																
Charlie Puleo, R (1, 1) ERA: 3.86	8.0	35	10	2	2	4	3	0	0	0	0	0	0	40	52	2.25	1.625
Neil Allen, R (9, 1) ERA: 2.1	1.0	W	3	0	0	0	2	0	0	0	0	0	0	7	7	0.00	0.000

Pittsburgh Pirates @ New York Mets
 Shea Stadium, Flushing, NY
 Wed Jun 09 1982, 7:05 PM EDT
 Att. 11,552 - Unknown

livebaseballscorecards.com

AB 33
 R 2
 H 10
 RBI 2
 BB 3
 SO 6
 LOB 17



Batter	1	2	3	4	5	6	7	8	9	AB	R	H	RBI	BB	SO	LOB
Mookie Wilson, S OBP: 0.318, SLG: 0.367 (1, 8)	0-0 4-3 ①		0-0 FC1-6-5 ② 2-3			0-0 F8 ①		0-3 K ③		4	0	0	0	0	1	1
Bob Bailor, R OBP: 0.357, SLG: 0.390 (1, 4) (9, 6)	0-0 FC6-4 1B		0-0 5-3 ③			0-0 P4 ②			0-0 E E 1B 1B	4	1	2	0	0	0	1
Dave Kingman, R OBP: 0.286, SLG: 0.465 Rusty Tillman, R OBP: 1.000, SLG: 1.000 (1, 3) (9, PR)	0-0 F9 ②			0-3 K ①		0-0 HR			0-0 E5 1B FC5 1-2	4	1	1	1	0	1	2
George Foster, R OBP: 0.330, SLG: 0.379 (1, 7)	0-0 FC6-4 ③ 1-2f			0-3 K ②		0-3 K ③			0-0 FC5 4-3 1B 1-3 2-H	4	0	1	1	0	2	1
John Stearns, R OBP: 0.355, SLG: 0.433 (1, 2)		0-0 F9 ①		0-0 G3 ③				0-0 F9 ①	0-0 4-3 ① 1-2	4	0	0	0	0	0	2
Joel Youngblood, R OBP: 0.288, SLG: 0.381 (1, 9)		0-0 F9 ②			0-0 F8 ①			0-0 F9 ②	4-0 FC5 IBB	3	0	0	0	1	0	0
Hubie Brooks, R OBP: 0.322, SLG: 0.332 (1, 5)		0-0 L6 ③			0-0 5-3 1B			0-0 5-3 ③	0-0 FC5 1-2 2-3 3-H	4	0	1	1	0	0	2
Ron Gardenhire, R OBP: 0.276, SLG: 0.271 Rusty Staub, L OBP: 0.269, SLG: 0.341 Wally Backman, S OBP: 0.380, SLG: 0.387 (1, 6) (8, PH) (9, 4)			0-0 E6 FC1-6-5 SH2-4		0-0 5-3 ② 1-2			0-0 F9 ①		2	0	0	0	0	0	1
Charlie Puleo, R OBP: 0.235, SLG: 0.188 Ellis Valentine, R OBP: 0.267, SLG: 0.356 Neil Allen, R OBP: 0.400, SLG: 0.250 (1, 1) (8, PH) (9, 1)			0-0 SH2-4 ① 1-2		0-3 K ③			0-0 4-3 ②		1	0	0	0	0	1	1

Inning Stats	R: 0	H: 1	E: 0	LOB: 1	K: 0	BB: 0	S: 4	P: 4	R: 0	H: 0	E: 0	LOB: 0	K: 0	BB: 0	S: 3	P: 3	R: 0	H: 0	E: 1	LOB: 1	K: 0	BB: 0	S: 4	P: 4	R: 0	H: 0	E: 0	LOB: 0	K: 2	BB: 0	S: 7	P: 7	R: 0	H: 1	E: 0	LOB: 1	K: 1	BB: 0	S: 6	P: 6	R: 1	H: 1	E: 0	LOB: 0	K: 1	BB: 0	S: 6	P: 6	R: 0	H: 0	E: 0	LOB: 0	K: 0	BB: 0	S: 3	P: 3	R: 0	H: 0	E: 0	LOB: 0	K: 1	BB: 0	S: 5	P: 5	R: 2	H: 2	E: 2	LOB: 3	K: 0	BB: 1	S: 5	P: 9	1B: 4	SF: 0	2B: 0	SAC: 1	3B: 0	DP: 0	HR: 1	HBP: 0	WP: 0	PA: 34
--------------	------	------	------	--------	------	-------	------	------	------	------	------	--------	------	-------	------	------	------	------	------	--------	------	-------	------	------	------	------	------	--------	------	-------	------	------	------	------	------	--------	------	-------	------	------	------	------	------	--------	------	-------	------	------	------	------	------	--------	------	-------	------	------	------	------	------	--------	------	-------	------	------	------	------	------	--------	------	-------	------	------	-------	-------	-------	--------	-------	-------	-------	--------	-------	--------

PITCHER	IP	WLS	BF	H	R	ER	SO	BB	IBB	HBP	BLK	WP	HR	S	P	ERA	WHIP
Rick Rhoden, R ERA: 6.43 (1, 1)	7.0		25	3	1	1	4	0	0	0	0	0	1	33	33	1.29	0.429
Rod Scurry, L ERA: 2.56 (8, 1)	1.0		4	1	1	1	1	0	0	0	0	0	0	6	6	9.00	1.000
Kent Tekulve, R ERA: 1.34 (9, 1)	0.1	L	5	1	1	0	0	0	1	0	0	0	0	4	8	0.00	3.000

BOTTOM

Pittsburgh Pirates @ New York Mets
 Shea Stadium, Flushing, NY
 Wed Jun 09 1982, 7:05 PM EDT
 Att. 11,552 - Unknown

livebaseballscores.com

AB	32
R	3
H	5
RBI	3
BB	1
SO	5
LOB	11



Batter	1	2	3	4	5	6	7	8	9	AB R H RBI BB SO LOB	TOP									
Willie McGee, S OBP: 0.390, SLG: 0.459 (1, 8) X	0-0 1-3	0-0 2-H 1B	0-0 1-2 3-H 1B			0-3 K		0-0 4-3		5 0 2 2 0 1 1										
Mike Ramsey, S OBP: 0.405, SLG: 0.430 (1, 5) X	0-0 6-3	0-0 1-2 1B	0-0 4-3			0-0 1B		0-0 6-3		5 0 2 0 0 0 2										
Keith Hernandez, L OBP: 0.404, SLG: 0.373 (1, 3) B B B	4-0 BB	0-0 F7			0-0 1-3		0-0 6-3		0-0 S 1B	4 0 1 0 1 0 2										
George Hendrick, R OBP: 0.313, SLG: 0.466 (1, 9) X	0-0 F8		0-0 FC5-4 1B		0-0 F7		0-0 F8		0-3 S S S 1-2 K	5 0 1 0 0 1 2										
Lonnie Smith, R OBP: 0.376, SLG: 0.461 (1, 7) X		0-0 HR 2B	0-0 FC5-4 S 1B		0-0 F7		0-0 CS 1B		0-0 P4	5 2 2 0 0 0 2										
Darrell Porter, L OBP: 0.331, SLG: 0.455 (1, 2) X		0-0 2-H HR	0-0 1-H 1B 1B		0-0 F8		0-0 1-2 CS		0-0 G3 2B 1B	4 3 3 3 0 0 0										
Tom Herr, S OBP: 0.335, SLG: 0.331 (1, 4) X		0-0 P4	0-0 1-2 1B 1B		0-0 G3		0-0 F8			4 1 1 0 0 0 1										
Ozzie Smith, S OBP: 0.326, SLG: 0.362 (1, 6) X		0-0 SH5-4 1B 1B	0-0 F7		0-0 4-3		0-0 G3		0-0 1-2 G3	4 1 1 0 0 0 3										
Joaquin Andujar, S OBP: 0.222, SLG: 0.306 (1, 1) X		0-0 SH5-4	0-0 1-3 2-H 1B 1B		0-0 F8		0-0 2-H 2B			3 0 2 2 0 0 0										
Inning Stats	R: 0 E: 0 K: 0 S: 3	H: 0 LOB: 1 BB: 1 P: 7	R: 3 E: 0 K: 0 S: 8	H: 5 LOB: 2 BB: 0 P: 8	R: 3 E: 0 K: 0 S: 8	H: 5 LOB: 2 BB: 0 P: 8	R: 0 E: 0 K: 0 S: 3	H: 0 LOB: 0 BB: 0 P: 3	R: 0 E: 0 K: 1 S: 5	H: 1 LOB: 1 BB: 0 P: 5	R: 0 E: 0 K: 0 S: 3	H: 1 LOB: 0 BB: 0 P: 3	R: 1 E: 0 K: 0 S: 5	H: 2 LOB: 1 BB: 0 P: 5	R: 0 E: 0 K: 1 S: 6	H: 1 LOB: 1 BB: 0 P: 6	1B: 12 2B: 2 3B: 0 HR: 1	SF: 0 SAC: 1 DP: 0 HBP: 0	WP: 0 PB: 0 SB: 2 CS: 1	PA: 42
PITCHER	IP WLS BF H R ER SO BB IBB HBP BLK WP HR S P ERA WHIP																			
Randy Jones, L ERA: 4.09 (1, 1)	2.1 L 15 7 5 5 0 1 0 0 0 0 0 1 14 18 19.29 3.429																			
Mike Scott, R ERA: 4.72 (3, 1)	0.2 5 3 1 1 0 0 0 0 0 0 0 0 5 5 13.50 4.500																			
Pat Zachry, R ERA: 4.55 (4, 1)	4.0 12 2 0 0 1 0 0 0 0 0 0 0 14 14 0.00 0.500																			
Tom Hausman, R ERA: 1.69 (8, 1)	2.0 9 3 1 1 1 0 0 0 0 0 0 0 11 11 4.50 1.500																			

St. Louis Cardinals @ New York Mets
Shea Stadium, Flushing, NY
Fri Jun 11 1982, 7:05 PM EDT
Att. 23,919 - Unknown - 60 F

livebaseballscorecards.com

AB	39
R	7
H	15
RBI	7
BB	1
SO	2
LOB	13



Batter	1	2	3	4	5	6	7	8	9	AB	R	H	RBI	BB	SO	LOB
Mookie Wilson, S OBP: 0.313, SLG: 0.361 (1, 8)	0-0 L6		0-0 3-1		0-3 K		0-0 G3			4	0	0	0	0	1	0
Bob Bailor, R OBP: 0.362, SLG: 0.394 (1, 4) (8, 6)	0-0 F7		0-0 1B		0-0 6-3			0-0 WP 1B 6-3 1B		4	1	2	0	0	0	0
Dave Kingman, R OBP: 0.285, SLG: 0.461 (1, 3)	0-0 F7		0-0 F8			0-0 F7		0-0 WP 1B 1-2		4	0	1	0	0	0	1
George Foster, R OBP: 0.333, SLG: 0.386 (1, 7)		0-0 2B		0-0 5-3		0-0 1B E 1B		0-3 K 1		4	1	2	0	0	1	2
John Stearns, R OBP: 0.357, SLG: 0.435 (1, 2)		0-0 1-3		0-0 2B 1B		0-0 FC3-6 1B 1-2		0-0 6-3		4	1	2	1	0	0	2
Joel Youngblood, R OBP: 0.279, SLG: 0.369 (1, 9)		0-0 5-3		0-3 K		0-0 FC3-6 1-2f 2-H		0-0 5-3		4	0	0	0	0	1	4
Hubie Brooks, R OBP: 0.330, SLG: 0.342 (1, 5)		4-0 FC6-4 BB		0-0 1-H 2B		0-0 4-3			0-0 G4-3 1B	3	0	2	1	1	0	1
Ron Gardenhire, R OBP: 0.272, SLG: 0.267 Wally Backman, S OBP: 0.375, SLG: 0.381 (7, PH) (8, 4)		0-0 FC6-4 1-2f		0-0 1-3			0-0 5-3		0-0 G4-3 1-2f	2	0	0	0	0	0	3
Randy Jones, R OBP: 0.282, SLG: 0.190 Mike Scott, R OBP: 0.143, SLG: 0.185 Gary Kirsch, L OBP: 0.242, SLG: 0.279 Pat Zachry, R OBP: 0.276, SLG: 0.357 Tom Hausman, R OBP: 0.264, SLG: 0.333 (1, 1) (3, 1) (3, PH) (4, 1) (7, PH) (8, 1) (9, PH)			0-0 F8		0-3 K		0-0 F9		0-0 1-6-3	0	0	0	0	0	0	0

BOTTOM

St. Louis Cardinals @ New York Mets
 Shea Stadium, Flushing, NY
 Fri Jun 11 1982, 7:05 PM EDT
 Att: 23,919 - Unknown - 60 F

livebaseballscorecards.com

AB	35
R	3
H	9
RBI	2
BB	1
SO	4
LOB	14



Inning Stats	R: 0	H: 0	E: 0	K: 0	S: 3	R: 0	H: 1	E: 0	K: 0	S: 4	R: 0	H: 1	E: 0	K: 0	S: 4	R: 1	H: 2	E: 0	K: 1	S: 7	R: 0	H: 0	E: 0	K: 2	S: 7	R: 1	H: 2	E: 1	K: 0	S: 5	R: 0	H: 0	E: 0	K: 0	S: 3	R: 1	H: 2	E: 0	K: 1	S: 7	R: 0	H: 1	E: 0	K: 0	S: 3	1B: 7	2B: 2	3B: 0	HR: 0	SF: 0	SAC: 0	DP: 1	HBP: 0	WP: 1	PB: 0	SB: 0	CS: 0	PA: 36
--------------	------	------	------	------	------	------	------	------	------	------	------	------	------	------	------	------	------	------	------	------	------	------	------	------	------	------	------	------	------	------	------	------	------	------	------	------	------	------	------	------	------	------	------	------	------	-------	-------	-------	-------	-------	--------	-------	--------	-------	-------	-------	-------	--------

PITCHER	IP	WLS	BF	H	R	ER	SO	BB	IBB	HBP	BLK	WP	HR	S	P	ERA	WHIP
Joaquin Andujar, R ERA: 2.37 (1, 1)	9.0	W	36	9	3	2	4	1	0	0	0	1	0	43	47	2.00	1.111

Batter	1	2	3	4	5	6	7	8	9	AB R H RBI BB SO LOB	TOP		
Lonnie Smith, R (1, 7) X OBP: 0.376, SLG: 0.464	0-0 L7 ①		0-0 F8 ①		0-0 1B ① 1-3 2-H		0-0 2B ①		0-0 F9 ②	5 0 2 1 0 0 2			
Willie McGee, S (1, 8) X OBP: 0.366, SLG: 0.430	0-0 B1-3 ②		0-0 F5 ②		0-3 K ②		0-0 P6 ③		0-3 K ③	5 0 0 0 0 2 4			
Keith Hernandez, L (1, 3) X OBP: 0.401, SLG: 0.371	0-0 F8 ③		0-0 1B ③		0-0 1-3 ③			0-0 F7 ①		4 0 1 0 0 0 1			
George Hendrick, R (1, 9) X OBP: 0.306, SLG: 0.456		0-0 1-4-3 ① S S	0-3 K ③			0-0 5-3 ①		0-3 K ②		4 0 0 0 0 2 1			
Darrell Porter, L (1, 2) X OBP: 0.321, SLG: 0.440				0-0 4-3 ①		0-3 K ②		0-3 K ③		4 0 0 0 0 2 0			
Ken Oberkfell, L (1, 5) X OBP: 0.315, SLG: 0.312				0-0 G3 ②		0-0 2B ②			0-0 BB 1B ①	4 1 3 0 0 0 0			
Tom Herr, S (1, 4) X OBP: 0.339, SLG: 0.331				0-0 4-3 ③		0-0 G3 ③			4-0 BB 1B ①	3 0 1 0 1 0 1			
Ozzie Smith, S (1, 6) X OBP: 0.329, SLG: 0.361		4-0 BB 1B ①				0-0 BB 1B ①			0-0 P4 ①	3 1 1 0 1 0 2			
Steve Mura, R (1, 1) X OBP: 0.087, SLG: 0.045 Tito Landrum, R (5, PH) X OBP: 0.370, SLG: 0.449 Dave LaPoint, L (5, 1) X OBP: 0.111, SLG: 0.111 Mike Ramsey, S (7, PH) X OBP: 0.402, SLG: 0.426 Jeff Keener, L (7, 1) X Dane Iorg, L (8, PH) X OBP: 0.387, SLG: 0.359		0-0 P6 ③				4-0 BB 1B ①		0-0 3-1 ②	0-0 E9 ①	1 0 0 0 0 0 3 0 0 0 0 0 1 0 0 0 0 0 0 0 0 0 0 1 0 0 0 0 0 0 0 0 0 0 0 0 0 0 0 1 0 1 1 0 0 0 0			
Inning Stats	R: 0 H: 0 E: 0 LOB: 0 K: 0 BB: 0 S: 3 P: 3	R: 0 H: 2 E: 0 LOB: 3 K: 0 BB: 1 S: 5 P: 9	R: 0 H: 1 E: 0 LOB: 1 K: 1 BB: 0 S: 6 P: 6	R: 0 H: 0 E: 0 LOB: 0 K: 0 BB: 0 S: 3 P: 3	R: 1 H: 2 E: 0 LOB: 1 K: 1 BB: 1 S: 6 P: 10	R: 0 H: 1 E: 0 LOB: 1 K: 1 BB: 0 S: 6 P: 6	R: 0 H: 1 E: 0 LOB: 1 K: 0 BB: 0 S: 4 P: 4	R: 0 H: 0 E: 0 LOB: 0 K: 2 BB: 0 S: 7 P: 7	R: 1 H: 2 E: 1 LOB: 2 K: 1 BB: 1 S: 7 P: 11	1B: 7 SF: 0 2B: 2 SAC: 0 3B: 0 DP: 0 HR: 0 HBP: 0	WP: 0 PA: 38 PB: 0 SB: 0 CS: 0		
PITCHER	IP WLS BF H R ER SO BB IBB HBP BLK WP HR S P ERA WHIP											PITCHER	IP WLS BF H R ER SO BB IBB HBP BLK WP HR S P ERA WHIP
Craig Swan, R (1, 1) ERA: 2.14	7.0 W 29 7 1 1 3 2 0 0 0 0 0 0 33 41 1.29 1.286												
Neil Allen, R (8, 1) ERA: 2.23	2.0 9 2 1 1 3 1 0 0 0 0 0 0 14 18 4.50 1.500												

St. Louis Cardinals @ New York Mets
Shea Stadium, Flushing, NY
Sat Jun 12 1982, 7:05 PM EDT
Att. 43,675 - Unknown - 61 F

livebaseballscorecards.com

AB	35
R	2
H	9
RBI	2
BB	3
SO	6
LOB	14



Batter	1	2	3	4	5	6	7	8	9
Mookie Wilson, S OBP: 0.320, SLG: 0.368 (1, 8)	0-0 4-3 1B		0-0 FC6-4 1B	0-3 K			0-0 S 1B		
Bob Bailor, R OBP: 0.350, SLG: 0.381 (1, 6) (7, 5)	0-0 4-3 1-2		0-0 FC6-4 1B			0-0 F9	0-0 5-3 1-2		
George Foster, R OBP: 0.336, SLG: 0.385 (1, 7)	0-3 K		0-0 1B HR 1B			0-0 P3	4-0 FC6-4 BB		
Dave Kingman, R OBP: 0.284, SLG: 0.456 (1, 3)	0-3 K		0-0 1B HR 1B			0-3 K	0-0 FC6-4 1-2f		
Mike Jorgensen, L OBP: 0.382, SLG: 0.467 Joel Youngblood, R OBP: 0.282, SLG: 0.371 (1, 9) (6, PH) (7, 9)		0-0 4-3	0-0 1B HR			0-0 F5	0-0 3-1 1B		
Hubie Brooks, R OBP: 0.330, SLG: 0.342 Ron Gardenhire, R OBP: 0.270, SLG: 0.265 (1, 5) (6, PR) (7, 6)		0-0 4-3	0-0 L1			0-0 1B	0-0 3-1 1-2		
Ron Hodges, L OBP: 0.488, SLG: 0.656 (1, 2)		0-3 K		0-0 HR		0-3 K 1-2	4-0 BB BB BB		
Wally Backman, S OBP: 0.365, SLG: 0.369 (1, 4)			0-3 K	0-0 6-3		0-0 6-3	0-3 K		
Craig Swan, R OBP: 0.182, SLG: 0.100 Gary Rajsich, L OBP: 0.239, SLG: 0.274 Neil Allen, R OBP: 0.333, SLG: 0.200 (1, 1) (7, PH) (8, 1)			0-0 FC6-4 1B 1B	0-3 K			0-3 K	0-0 5-3	

AB	R	H	RBI	BB	SO	LOB
4	0	3	0	0	1	0
4	1	0	0	0	0	4
3	1	1	1	1	1	1
4	1	1	1	0	2	3
2	1	1	3	0	0	0
2	0	1	0	0	0	0
3	0	1	0	0	0	0
1	0	0	0	0	0	1
3	1	1	1	1	2	1
4	0	0	0	0	2	3
2	1	1	0	0	1	0
1	0	0	0	0	1	0
1	0	0	0	0	0	2

AB	R	H	RBI	BB	SO	LOB
34	6	10	6	2	10	15

Inning Stats	R: 0	H: 1	E: 0	K: 2	S: 8	LOB: 1	BB: 0	P: 8
R: 0 H: 0 E: 0 K: 1 S: 5	R: 0 H: 0 E: 0 K: 1 S: 5	R: 5 H: 5 E: 0 K: 1 S: 10	R: 1 H: 1 E: 0 K: 2 S: 8	R: 0 H: 0 E: 0 K: 1 S: 5	R: 0 H: 1 E: 0 K: 1 S: 6	R: 0 H: 1 E: 0 K: 1 S: 6	R: 0 H: 1 E: 0 K: 1 S: 6	R: 0 H: 1 E: 0 K: 1 S: 6

WP	HR	S	P	ERA	WHIP
0	2	31	31	13.50	1.750
0	0	11	11	0.00	0.500
0	0	12	20	0.00	2.000

BOTTOM

St. Louis Cardinals @ New York Mets
Shea Stadium, Flushing, NY
Sat Jun 12 1982, 7:05 PM EDT
Att: 43,675 - Unknown - 61 F

livebaseballscores.com

AB	34
R	6
H	10
RBI	6
BB	2
SO	10
LOB	15



Batter	1	2	3	4	5	6	7	8	9	AB R H RBI BB SO LOB	TOP									
Mookie Wilson, S OBP: 0.323, SLG: 0.370 (1, 8)	0-3 K		0-0 1-2 1B		0-0 1-2 4-3 1B		0-0 1-3			4 0 2 0 0 1 0										
Bob Bailor, R OBP: 0.339, SLG: 0.368 (1, 5)	0-0 5-3		0-0 1-3		0-0 4-3		0-0 4-3			4 0 0 0 0 0 4										
George Foster, R OBP: 0.335, SLG: 0.380 (1, 7)	0-3 K			0-0 F8	4-0 IBB			0-0 6-3		3 0 0 0 1 1 0										
Dave Kingman, R OBP: 0.279, SLG: 0.447 (1, 3)		0-3 K		0-3 K	0-3 K			0-0 5-3		4 0 0 0 0 3 3										
Mike Jorgensen, L OBP: 0.382, SLG: 0.467 (8, 3)										0 0 0 0 0 0 0										
John Stearns, R OBP: 0.365, SLG: 0.438 (1, 2)		0-0 6-3		4-0 HR BB		0-0 CS 1B		0-0 1B		3 1 2 0 1 0 0										
Ellis Valentine, R OBP: 0.266, SLG: 0.381 (1, 9)		0-0 G3		0-0 1-H HR		0-3 K		0-0 1-3		4 1 1 2 0 1 2										
Wally Backman, S OBP: 0.362, SLG: 0.366 (1, 4)			0-3 K	0-3 K		0-0 1B			0-0 6-3	4 0 1 0 0 2 0	AB 33									
Ron Gardenhire, R OBP: 0.270, SLG: 0.260 (1, 6)			4-0 1B BB		0-0 F9	0-3 K			0-0 6-3	3 0 0 0 1 1 1	R 2									
Pete Falcone, L OBP: 0.125, SLG: 0.125 (1, 1)			0-0 F9		0-0 E5 4-3 1B		0-0 F9		0-3 K	3 0 0 0 0 0 1	H 6									
Rusty Staub, L OBP: 0.259, SLG: 0.326 (9, PH)										1 0 0 0 0 1 0	RBI 2									
Neil Allen, R OBP: 0.333, SLG: 0.200 (9, 1)										0 0 0 0 0 0 0	BB 3									
Inning Stats	R: 0 E: 0 K: 2 S: 7	H: 0 LOB: 0 BB: 0 P: 7	R: 0 E: 0 K: 1 S: 5	H: 0 LOB: 0 BB: 0 P: 5	R: 0 E: 0 K: 1 S: 6	H: 1 LOB: 2 BB: 1 P: 10	R: 2 E: 0 K: 2 S: 8	H: 1 LOB: 0 BB: 1 P: 12	R: 0 E: 1 K: 1 S: 7	H: 1 LOB: 3 BB: 1 P: 11	R: 0 E: 0 K: 0 S: 3	H: 0 LOB: 0 BB: 0 P: 3	R: 0 E: 0 K: 0 S: 4	H: 1 LOB: 1 BB: 0 P: 4	R: 0 E: 0 K: 1 S: 5	H: 0 LOB: 0 BB: 0 P: 5	1B: 5 2B: 0 3B: 0 HR: 1	SF: 0 SAC: 0 DP: 0 HBP: 0	WP: 0 PB: 0 SB: 0 CS: 1	PA: 36
PITCHER Don Robinson, R ERA: 4.32 (1, 1)	IP 9.0 WLS L BF 36 H 6 R 2 ER 2 SO 10 BB 2 IBB 1 HBP 0 BLK 0 WP 0 HR 1 S 53 P 65 ERA 2.00 WHIP 0.889																			PITCHER IP WLS BF H R ER SO BB IBB HBP BLK WP HR S P ERA WHIP

New York Mets @ Pittsburgh Pirates
Three Rivers Stadium, Pittsburgh, PA

Mon Jun 14 1982, 7:05 PM EDT
Att. 7,005 - Unknown

livebaseballscorecards.com



Batter	1	2	3	4	5	6	7	8	9	AB	R	H	RBI	BB	SO	LOB
Omar Moreno, L OBP: 0.288, SLG: 0.307 (1, 8) x	0-0 F7 ①		0-0 F8 ①			0-0 4-3 ①		0-3 K ③		4	0	0	0	0	1	0
Lee Lacy, R OBP: 0.379, SLG: 0.411 (1, 9) x	0-0 CS 1B		0-0 6-3 ②			0-0 F9 ②		0-0 CS 1B		4	0	2	0	0	0	0
Bill Madlock, R OBP: 0.358, SLG: 0.441 (1, 5) x	0-0 1-2 HR		0-0 F9 ③			0-0 F7 ③		0-0 1-2 4-3 ① ②		4	1	1	1	0	0	1
Jason Thompson, L OBP: 0.433, SLG: 0.583 (1, 3) x	0-0 G3 ③			0-0 6-3 ①			0-0 FC4-6 1B	0-3 K ③		4	0	1	0	0	1	0
Tony Peña, R OBP: 0.330, SLG: 0.429 (1, 2) x		0-0 4-3 ①		0-0 6-3 ②			0-0 1-2 FC4-6 1B			3	0	1	0	0	0	0
Johnny Ray, S OBP: 0.350, SLG: 0.417 (1, 4) x		4-0 BB 1B		0-0 4-3 ③			0-0 1-2f 2-3 FC4-6 G4-6-3			2	0	0	0	1	0	2
Bill Robinson, R OBP: 0.286, SLG: 0.451 (1, 7) x		0-0 P4 ②			0-0 6-3 ①		0-0 1-2f G4-6-3 ② ③			3	0	0	0	0	0	3
Dale Berra, R OBP: 0.272, SLG: 0.327 (1, 6) x		0-0 1-3 1B			0-0 F8 ②			0-0 F8 ①		3	0	1	0	0	0	0
Don Robinson, R OBP: 0.303, SLG: 0.394 (1, 1) x		0-0 F8 ③			0-0 P6 ③			0-0 F4 ②		3	0	0	0	0	0	2

Inning Stats	R: 1	H: 2	E: 0	K: 0	S: 4	LOB: 0	BB: 0	P: 4	R: 0	H: 1	E: 0	K: 0	S: 4	LOB: 2	BB: 1	P: 8	R: 0	H: 0	E: 0	K: 0	S: 3	LOB: 0	BB: 0	P: 3	R: 0	H: 0	E: 0	K: 0	S: 3	LOB: 0	BB: 0	P: 3	R: 0	H: 2	E: 0	K: 0	S: 4	LOB: 1	BB: 0	P: 4	R: 0	H: 0	E: 0	K: 1	S: 5	LOB: 0	BB: 0	P: 5	R: 0	H: 1	E: 0	K: 1	S: 5	LOB: 0	BB: 0	P: 5	1B: 5	2B: 0	3B: 0	HR: 1	SF: 0	SAC: 0	DP: 1	HBP: 0	WP: 0	PB: 0	SB: 0	CS: 2	PA: 31
--------------	------	------	------	------	------	--------	-------	------	------	------	------	------	------	--------	-------	------	------	------	------	------	------	--------	-------	------	------	------	------	------	------	--------	-------	------	------	------	------	------	------	--------	-------	------	------	------	------	------	------	--------	-------	------	------	------	------	------	------	--------	-------	------	-------	-------	-------	-------	-------	--------	-------	--------	-------	-------	-------	-------	--------


PITCHER	IP	WLS	BF	H	R	ER	SO	BB	IBB	HBP	BLK	WP	HR	S	P	ERA	WHIP
Pete Falcone, L ERA: 3.07 (1, 1)	8.0	W	28	5	1	1	1	1	1	0	0	0	1	29	33	1.12	0.750
Neil Allen, R ERA: 2.17 (9, 1)	1.0	S	3	1	0	0	1	0	0	0	0	0	0	5	5	0.00	1.000

BOTTOM

New York Mets @ Pittsburgh Pirates
Three Rivers Stadium, Pittsburgh, PA

Mon Jun 14 1982, 7:05 PM EDT
Att. 7,005 - Unknown

AB	30
R	1
H	6
RBI	1
BB	1
SO	2
LOB	8



PITCHER	IP	WLS	BF	H	R	ER	SO	BB	IBB	HBP	BLK	WP	HR	S	P	ERA	WHIP
---------	----	-----	----	---	---	----	----	----	-----	-----	-----	----	----	---	---	-----	------

Batter	1	2	3	4	5	6	7	8	9	AB R H RBI BB SO LOB	TOP
--------	---	---	---	---	---	---	---	---	---	----------------------	-----

Mookie Wilson, S (1, 8) OBP: 0.324, SLG: 0.370	0-0 6-3		0-0 CS 1B		0-0 E 2-H 1B		0-0 F8		0-0 FC6-4 1B 1-2f	5 0 2 1 0 0 1	
---	------------	--	-----------------	--	-----------------------	--	-----------	--	----------------------------	---------------	--

Bob Bailor, R (1, 5) OBP: 0.333, SLG: 0.361	0-0 5-3		0-0 6-3 1-2		0-0 L1 2-3		0-0 5-3		0-0 FC5-4 1B 1-2	5 0 1 0 0 0 2	
--	------------	--	-------------------	--	------------------	--	------------	--	---------------------------	---------------	--

George Foster, R (1, 7) OBP: 0.336, SLG: 0.377	4-0 HR BB		0-0 P4		0-0 5-3			0-0 2B 1B	0-0 FC5-4 1-2f	4 1 1 0 1 0 3	
---	-----------------	--	-----------	--	------------	--	--	-----------------	----------------------	---------------	--

Dave Kingman, R (1, 3) OBP: 0.288, SLG: 0.465	0-0 1-H HR			4-0 FC6-4 BB		0-0 FC4-6 1B 1B		0-0 F7		3 1 2 2 1 0 1	
--	------------------	--	--	--------------------	--	--------------------------	--	-----------	--	---------------	--

John Stearns, R (1, 2) OBP: 0.367, SLG: 0.444	0-0 6-3			0-0 FC6-4 1-2f		0-0 FC4-6 1B 1-2		0-0 1-3 2B		4 0 2 0 0 0 1	
--	------------	--	--	----------------------	--	---------------------------	--	------------------	--	---------------	--

Ellis Valentine, R (1, 9) OBP: 0.257, SLG: 0.367		0-0 P3		0-0 F7 1-2		0-3 K		0-0 P6		4 0 0 0 0 1 5	
---	--	-----------	--	------------------	--	----------	--	-----------	--	---------------	--

Wally Backman, S (1, 4) OBP: 0.359, SLG: 0.358		4-0 FC4-6 BB		0-0 1-3		0-0 FC4-6 1-2f 2-3		0-0 F7		3 0 0 0 1 0 5	
---	--	--------------------	--	------------	--	-----------------------------	--	-----------	--	---------------	--

Ron Gardenhire, R (1, 6) OBP: 0.271, SLG: 0.261		0-0 FC4-6 1-2f			0-0 SH3-4 1B 1B		0-0 6-3		0-0 F9	3 1 1 0 0 0 3	
--	--	----------------------	--	--	--------------------------	--	------------	--	-----------	---------------	--

Mike Jorgensen, L (9, PH) OBP: 0.371, SLG: 0.452		0-0 FC4-6 1-2f								1 0 0 0 0 0 0	
---	--	----------------------	--	--	--	--	--	--	--	---------------	--

Charlie Puleo, R (1, 1) OBP: 0.222, SLG: 0.176		0-3 K			0-0 SH3-4 1-2		0-0 F9		0-0 FC6-4 1B	1 0 0 0 0 1 1	
---	--	----------	--	--	---------------------	--	-----------	--	--------------------	---------------	--

Pat Zachry, R (5, 1)										0 0 0 0 0 0 0	
----------------------	--	--	--	--	--	--	--	--	--	---------------	--

Gary Rajsich, L (7, PH) OBP: 0.235, SLG: 0.270										1 0 0 0 0 0 0	
---	--	--	--	--	--	--	--	--	--	---------------	--

Tom Hausman, R (7, 1)										0 0 0 0 0 0 0	
-----------------------	--	--	--	--	--	--	--	--	--	---------------	--

Rusty Staub, L (9, PH) OBP: 0.273, SLG: 0.340										1 0 1 0 0 0 0	
--	--	--	--	--	--	--	--	--	--	---------------	--

Inning Stats	R: 2	H: 1	E: 0	LOB: 0	K: 0	BB: 1	S: 4	P: 8	R: 0	H: 0	E: 0	LOB: 1	K: 1	BB: 1	S: 5	P: 9	R: 0	H: 1	E: 0	LOB: 0	K: 0	BB: 0	S: 3	P: 3	R: 0	H: 0	E: 0	LOB: 1	K: 0	BB: 1	S: 3	P: 7	R: 1	H: 2	E: 1	LOB: 1	K: 0	BB: 0	S: 5	P: 5	R: 0	H: 2	E: 0	LOB: 2	K: 1	BB: 0	S: 7	P: 7	R: 0	H: 0	E: 0	LOB: 0	K: 0	BB: 0	S: 3	P: 3	R: 0	H: 2	E: 0	LOB: 2	K: 0	BB: 0	S: 5	P: 5	R: 0	H: 2	E: 0	LOB: 2	K: 0	BB: 0	S: 5	P: 5	R: 0	H: 2	E: 0	LOB: 2	K: 0	BB: 0	S: 5	P: 5	1B: 8	SF: 0	2B: 1	SAC: 1	3B: 0	DP: 0	HR: 1	HBP: 0	WP: 0	PA: 39	PB: 0	SB: 1	CS: 1	ERA	WHIP
--------------	------	------	------	--------	------	-------	------	------	------	------	------	--------	------	-------	------	------	------	------	------	--------	------	-------	------	------	------	------	------	--------	------	-------	------	------	------	------	------	--------	------	-------	------	------	------	------	------	--------	------	-------	------	------	------	------	------	--------	------	-------	------	------	------	------	------	--------	------	-------	------	------	------	------	------	--------	------	-------	------	------	------	------	------	--------	------	-------	------	------	-------	-------	-------	--------	-------	-------	-------	--------	-------	--------	-------	-------	-------	-----	------

PITCHER	IP	WLS	BF	H	R	ER	SO	BB	IBB	HBP	BLK	WP	HR	S	P	ERA	WHIP
---------	----	-----	----	---	---	----	----	----	-----	-----	-----	----	----	---	---	-----	------

Rick Rhoden, R (1, 1) ERA: 6.07	9.0	W	39	10	3	3	2	3	0	0	0	0	1	40	52	3.00	1.444
------------------------------------	-----	---	----	----	---	---	---	---	---	---	---	---	---	----	----	------	-------

New York Mets @ Pittsburgh Pirates
 Three Rivers Stadium, Pittsburgh, PA
 Tue Jun 15 1982, 7:05 PM EDT
 Att. 6,100 - Unknown

livebaseballscorecards.com

AB	35
R	3
H	10
RBI	3
BB	3
SO	2
LOB	22



Batter	1	2	3	4	5	6	7	8	9
Omar Moreno, L (1, 8) OBP: 0.291, SLG: 0.313	0-0 4-3		0-0 4-3		0-0 1-2 3-H 2B 1B	0-3 K		0-0 2B	
Johnny Ray, S (1, 4) OBP: 0.351, SLG: 0.417	0-0 L4		0-0 FC5-4 1B		0-0 1-2 2-3 2B HR 1B	0-0 G6-3		0-0 E1 2B 2B	
Bill Madlock, R (1, 5) Jim Smith, R (9, 5) OBP: 0.359, SLG: 0.449 OBP: 0.333, SLG: 0.346	0-0 6-3		0-0 FC5-4 1-2f		0-0 1-3 2-H 3-H 2B HR 2B		0-0 1-3 2-H 2B 2B		
Jason Thompson, L (1, 3) OBP: 0.445, SLG: 0.614		0-0 1B 2B		4-0 G6-3 BB	0-0 2B HR		4-0 2B WP BB	0-0 2B 2B	
Mike Easler, L (1, 7) OBP: 0.361, SLG: 0.384		0-3 K		0-0 G6-3 1-2f	0-0 F7		0-0 WP 1B 2B	0-0 F9	
Tony Peña, R (1, 2) OBP: 0.337, SLG: 0.434		0-0 2-H 1B 1B		0-0 6-3	0-0 1B		0-0 2-H 3-H 1B	0-0 F8	
Lee Lacy, R (1, 9) OBP: 0.376, SLG: 0.406		0-0 1-2 G1-6-3 1B			0-0 F9 F7		0-0 1-2 5-3		
Dale Berra, R (1, 6) OBP: 0.277, SLG: 0.327		0-0 G1-6-3 1-2f			4-0 1B 1B BB	0-0 S 1B 1B	0-0 4-3		
Rick Rhoden, R (1, 1) OBP: 0.324, SLG: 0.688			0-0 L6		0-0 1-3 1B 1B 2B 1B	0-0 1-H G6-3 1B		0-0 P4	

Inning Stats	R: 0	H: 0	E: 0	K: 0	S: 3	LOB: 0	BB: 0	P: 3	R: 1	H: 3	E: 0	K: 1	S: 7	LOB: 1	BB: 0	P: 7	R: 0	H: 1	E: 0	K: 0	S: 4	LOB: 1	BB: 0	P: 4	R: 0	H: 0	E: 0	K: 0	S: 2	LOB: 0	BB: 1	P: 6	R: 6	H: 6	E: 0	K: 0	S: 9	LOB: 1	BB: 1	P: 13	R: 1	H: 2	E: 0	K: 1	S: 6	LOB: 0	BB: 0	P: 6	R: 2	H: 2	E: 0	K: 0	S: 5	LOB: 1	BB: 1	P: 9	R: 3	H: 3	E: 1	K: 0	S: 7	LOB: 1	BB: 0	P: 7
1B: 10	2B: 6	3B: 0	HR: 1	SF: 0	SAC: 0	DP: 3	HBP: 0	WP: 1	PB: 0	SB: 1	CS: 0	1B: 10	2B: 6	3B: 0	HR: 1	SF: 0	SAC: 0	DP: 3	HBP: 0	WP: 1	PB: 0	SB: 1	CS: 0	1B: 10	2B: 6	3B: 0	HR: 1	SF: 0	SAC: 0	DP: 3	HBP: 0	WP: 1	PB: 0	SB: 1	CS: 0	1B: 10	2B: 6	3B: 0	HR: 1	SF: 0	SAC: 0	DP: 3	HBP: 0	WP: 1	PB: 0	SB: 1	CS: 0	1B: 10	2B: 6	3B: 0	HR: 1	SF: 0	SAC: 0	DP: 3	HBP: 0	WP: 1	PB: 0	SB: 1	CS: 0					

PITCHER	IP	WLS	BF	H	R	ER	SO	BB	IBB	HBP	BLK	WP	HR	S	P	ERA	WHIP
Charlie Puleo, R (1, 1) ERA: 4.36	4.1	L	21	8	6	6	1	2	0	0	0	0	0	21	29	12.46	2.308
Pat Zachry, R (5, 1) ERA: 4.73	1.2		8	4	2	2	1	0	0	0	0	0	1	10	10	10.80	2.400
Tom Hausman, R (7, 1) ERA: 3.5	2.0		13	5	5	4	0	1	0	0	0	1	0	12	16	18.00	3.000

BOTTOM

New York Mets @ Pittsburgh Pirates
Three Rivers Stadium, Pittsburgh, PA

Tue Jun 15 1982, 7:05 PM EDT
Att. 6,100 - Unknown

livebaseballscores.com

AB	39
R	13
H	17
RBI	12
BB	3
SO	2
LOB	13



WP	PA
42	

Batter	1	2	3	4	5	6	7	8	9	AB R H RBI BB SO LOB	TOP																									
Mookie Wilson, S OBP: 0.326, SLG: 0.371 (1, 8)	0-0 F9 1B		0-0 F9	0-0 4-3			0-0 FC5-4 1B		0-0 F8	5 0 2 0 0 0 5																										
John Stearns, R OBP: 0.368, SLG: 0.438 (1, 5) (9, 2)	0-0 F9 1-3		0-0 6-3		4-0 BB G4-6-3		0-0 FC5-4 1B		4-0 1B 1-2 BB	3 1 0 0 2 0 2																										
Rusty Staub, L OBP: 0.288, SLG: 0.353 Jesse Orosco, R (7, 1)	0-0 G3		0-0		0-0 G4-6-3		0-0		0-0 BB 1B	4 0 2 0 0 0 2 0 0 0 0 0 0 0																										
Ellis Valentine, R OBP: 0.263, SLG: 0.373 Rusty Tillman, R OBP: 1.000, SLG: 1.000 (9, PH) (9, PR) (9, 9)	0-0		0-0 1B		1-2		1-2 1B		1-3 2-H 3-H 1B	1 0 1 2 0 0 0 0 1 0 0 0 0 0																										
George Foster, R OBP: 0.333, SLG: 0.373 (1, 7)	0-0 F2		0-0 1-3		0-0 4-3		0-0 4-3		0-0 1-2 3-H 1B	5 1 1 1 0 0 4																										
Mike Jorgensen, L OBP: 0.375, SLG: 0.457 (1, 9) (7, 3)		0-0 F8		0-0 3-1		0-0 2B		0-0 F8	4-0 1-2 2-3 1B BB	4 0 1 0 1 0 0																										
Ron Hodges, L OBP: 0.489, SLG: 0.629 Dave Kingman, R OBP: 0.266, SLG: 0.463 Mike Scott, R OBP: 0.143, SLG: 0.185 (1, 2) (9, PH) (9, 1)		0-0 1B 1B		4-0 BB BB BB		0-0 5-3		0-0 4-3	0-0 P4	3 0 1 0 1 0 1 1 0 0 0 0 0 3 0 0 0 0 0 0 0																										
Wally Backman, S OBP: 0.366, SLG: 0.362 (1, 4)		0-0 1-2 1B		4-0 1-2 BB BB		0-3 K		0-0 3-1	1-2 2-H 3-H 1B	4 0 2 2 1 1 1																										
Ron Gardenhire, R OBP: 0.266, SLG: 0.256 Bob Bailor, R OBP: 0.336, SLG: 0.363 (1, 6) (9, PH) (9, 6)		0-0 F8		0-3 K		0-0 G3			F8 1B 1B 6-3	3 0 0 0 0 1 5 2 1 1 0 0 0 2																										
Craig Swan, R OBP: 0.231, SLG: 0.091 Joel Youngblood, R OBP: 0.286, SLG: 0.373 (1, 1) (7, PH) (7, 9) (9, 5)		0-0 5-3		4-0 1-2 2-3 BB		0-0 5-3			0-0 1-2 1B 1B	1 0 0 0 1 0 2 2 1 1 0 0 0 0																										
Inning Stats	R: 0 E: 0 K: 0 S: 4	H: 1 LOB: 1 BB: 0 P: 4	R: 0 E: 0 K: 0 S: 5	H: 2 LOB: 2 BB: 0 P: 5	R: 0 E: 0 K: 0 S: 4	H: 1 LOB: 1 BB: 0 P: 4	R: 0 E: 0 K: 1 S: 5	H: 0 LOB: 3 BB: 3 P: 17	R: 0 E: 0 K: 0 S: 2	H: 0 LOB: 0 BB: 1 P: 6	R: 0 E: 0 K: 1 S: 6	H: 1 LOB: 1 BB: 0 P: 6	R: 0 E: 0 K: 0 S: 5	H: 2 LOB: 2 BB: 0 P: 5	R: 0 E: 0 K: 0 S: 3	H: 0 LOB: 0 BB: 0 P: 3	R: 5 E: 0 K: 0 S: 8	H: 5 LOB: 2 BB: 2 P: 16	1B: 11 2B: 1 3B: 0 HR: 0	SF: 0 SAC: 0 DP: 1 HBP: 0	WP: 0 PB: 0 SB: 1 CS: 0	PA: 44														
PITCHER	IP WLS BF H R ER SO BB IBB HBP BLK WP HR S P ERA WHIP																			PITCHER	IP WLS BF H R ER SO BB IBB HBP BLK WP HR S P ERA WHIP															
Steve Mura, R ERA: 4.43 (1, 1)	6.2		30	7	0	0	2	4	0	0	0	0	0	30	46	0.00	1.650																			
Doug Bair, R ERA: 1.8 (7, 1)	0.1		1	0	0	0	0	0	0	0	0	0	0	1	1	0.00	0.000																			
Bruce Sutter, R ERA: 4.67 (8, 1)	1.1	L	10	4	5	5	0	2	0	0	0	0	0	8	16	33.75	4.500																			
Jim Kaat, L ERA: 3.95 (9, 1)	0.1		2	1	0	0	0	0	0	0	0	0	0	2	2	0.00	3.000																			
Jeff Keener, R ERA: 1.5 (9, 1)	0.1		1	0	0	0	0	0	0	0	0	0	0	1	1	0.00	0.000																			

New York Mets @ St. Louis Cardinals
 Busch Stadium, St. Louis, MO
 Fri Jun 18 1982, 7:05 PM CDT
 Unknown

livebaseballscorecards.com

AB	38
R	5
H	12
RBI	5
BB	6
SO	2
LOB	27



BOTTOM

New York Mets @ St. Louis Cardinals
Busch Stadium, St. Louis, MO
Fri Jun 18 1982, 7:05 PM CDT
Unknown

livebaseballscorecards.com

AB	34
R	3
H	9
RBI	3
BB	2
SO	4
LOB	13



WP:	0	PA:	38
PB:	0		
SB:	1		
CS:	1		

AB R H RBI BB SO LOB

5	1	2	1	0	2	3
4	0	1	1	0	1	3
4	0	0	0	0	0	1
4	1	2	0	0	0	1
3	0	0	0	0	0	2
1	0	0	0	0	1	0
4	1	1	0	0	0	1
3	0	1	1	0	0	0
3	0	0	0	0	0	2
1	0	1	0	0	0	0
2	0	1	0	0	0	0
0	0	0	0	0	0	0
0	0	0	0	1	0	0
0	0	0	0	0	0	0
0	0	0	0	1	0	0
0	0	0	0	0	0	0
1B:	7	SF:	0			
2B:	2	SAC:	1			
3B:	0	DP:	0			
HR:	0	HBP:	0			

Batter	1	2	3	4	5	6	7	8	9											
Lonnie Smith, R OBP: 0.372, SLG: 0.453 (1, 8) (7, 7)	0-0 6-3 1B		0-0 S 2B 1B		0-3 K 1B		0-0 1-2 3-H 1B		0-3 K 1B											
Ozzie Smith, S OBP: 0.332, SLG: 0.370 (1, 6) (7, 7)	0-0 G3 2B		0-0 G3 1-H 2B		0-0 4-3 1B		0-3 K 1B													
Keith Hernandez, L OBP: 0.386, SLG: 0.354 (1, 3) (7, 8)	0-0 F7 1B		0-0 G3 2-3 1B		0-0 F7 1B		0-0 F7 1B													
George Hendrick, R OBP: 0.303, SLG: 0.459 (1, 9) (7, 8)		0-0 E4 G3 2B 1B	0-0 6-3 1B		0-0 FC4 1B		0-0 P4 1B													
Dane Iorg, L OBP: 0.394, SLG: 0.377 Willie McGee, S OBP: 0.337, SLG: 0.389 (6, PR) (7, 8)		0-0 G3 2-3 1B		0-0 F8 1B		0-0 FC4 CS 1B		0-3 K 1B												
Ken Oberkfell, L OBP: 0.328, SLG: 0.331 (1, 5) (7, 8)		0-0 P6 1B		0-0 F9 1B		0-0 CS 1-2 1B		0-0 6-3 SH1-4 1B 1B												
Mike Ramsey, S OBP: 0.386, SLG: 0.414 (1, 4) (7, 8)		0-0 2B 1B		0-0 F5 1B		0-0 SH1-4 1-2 1B		0-0 6-3 1B												
Glenn Brummer, R OBP: 0.240, SLG: 0.320 Orlando Sanchez, L OBP: 0.268, SLG: 0.222 (9, PH) (9, PR)		0-0 F8 1B		0-0 6-3 1B		0-0 6-3 2-3 1B		0-0 BB 1B												
Steve Mura, R OBP: 0.120, SLG: 0.083 Doug Bair, R OBP: 0.581, SLG: 0.935 Gene Tenace, R OBP: 0.581, SLG: 0.935 Bruce Sutter, R OBP: 0.581, SLG: 0.935 Jim Kaat, L OBP: 0.581, SLG: 0.935 Jeff Keener, L OBP: 0.581, SLG: 0.935 Darrell Porter, L OBP: 0.336, SLG: 0.459 Tito Landrum, R OBP: 0.368, SLG: 0.431 (1, 1) (7, 1) (7, PH) (8, 1) (9, 1) (9, 1) (9, PH) (9, PR)			0-0 4-3 1B		0-0 1B		4-0 BB 1B BB		4-0 BB 1B BB											
Inning Stats	R: 0 E: 0 K: 0 S: 3	H: 0 LOB: 0 BB: 0 P: 3	R: 1 E: 1 K: 0 S: 5	H: 2 LOB: 1 BB: 0 P: 5	R: 1 E: 0 K: 0 S: 5	H: 2 LOB: 1 BB: 0 P: 5	R: 0 E: 0 K: 0 S: 3	H: 0 LOB: 0 BB: 0 P: 3	R: 0 E: 0 K: 1 S: 6	H: 1 LOB: 1 BB: 0 P: 6	R: 0 E: 0 K: 0 S: 3	H: 1 LOB: 1 BB: 0 P: 3	R: 0 E: 0 K: 1 S: 7	H: 2 LOB: 2 BB: 1 P: 11	R: 0 E: 0 K: 1 S: 5	H: 0 LOB: 0 BB: 0 P: 5	R: 0 E: 0 K: 1 S: 6	H: 1 LOB: 2 BB: 1 P: 10	1B: 7 2B: 2 3B: 0 HR: 0	SF: 0 SAC: 1 DP: 0 HBP: 0


PITCHER	IP	WLS	BF	H	R	ER	SO	BB	IBB	HBP	BLK	WP	HR	S	P	ERA	WHIP
Craig Swan, R ERA: 2.08 (1, 1)	6.0		23	6	2	1	1	0	0	0	0	0	0	25	25	1.50	1.000
Jesse Orosco, L ERA: 3.05 (7, 1)	2.0	W	9	2	1	1	2	1	0	0	0	0	0	12	16	4.50	1.500
Mike Scott, R ERA: 4.66 (9, 1)	1.0	S	5	1	0	0	1	1	0	0	0	0	0	6	10	0.00	2.000

Batter	1		2		3		4		5		6		7		8		9		AB	R	H	RBI	BB	SO	LOB	TOP	
Bob Bailor, R OBP: 0.324, SLG: 0.349 (1, 4) (8, 6)	0-0 4-3				0-0 FC6 FC6-4 1-2f 2-3 3-H				0-0 F9		0-0 L5				0-0 F7		0-0 F7		5	0	0	1	0	0	4		
John Stearns, R OBP: 0.360, SLG: 0.427 (1, 5)	0-0 4-3				0-0 FC6-4				0-0 6-3				0-0 6-3		0-0 5-3		0-0 5-3		5	0	0	1	0	0	1		
Joel Youngblood, R OBP: 0.275, SLG: 0.359 (1, 8) (8, 7)	0-3 K				0-3 K				0-0 F9				0-0 F7		0-3 K		0-3 K		5	0	0	0	0	3	1		
Dave Kingman, R OBP: 0.286, SLG: 0.456 Mike Jorgensen, L OBP: 0.375, SLG: 0.457 (1, 3) (7, 3)			0-0 5-3				0-0 5-3				4-0 1B BB		0-3 K				0-0 K		3	1	0	0	1	1	0		
Ellis Valentine, R OBP: 0.263, SLG: 0.368 (1, 9)			0-0 L8				0-0 2B FC3-2 1B				0-0 P4				0-0 4-3		0-0 4-3		4	0	1	0	0	0	1		
Gary Rajsich, L OBP: 0.264, SLG: 0.303 Wally Backman, S OBP: 0.366, SLG: 0.362 (1, 7) (8, PR) (8, 4)			0-0 G3				0-0 FC3-2 1-3 2B				0-0 1B 1-2 1B				4-0 BB BB		4-0 BB BB		3	1	2	0	1	0	0		
Ron Hodges, L OBP: 0.510, SLG: 0.622 (1, 2)					4-0 SH FC6 BB		4-0 FC3-2 IBB				0-0 1-3 2-H 1B				0-0 F8		0-0 F8		2	1	1	1	2	0	1		
Ron Gardenhire, R OBP: 0.273, SLG: 0.264 Rusty Staub, L OBP: 0.300, SLG: 0.353 Jesse Orosco, R (1, 6) (8, PH) (8, 1)					0-0 FC6 SH 1B		0-0 FC3-2 FC6-4				0-0 1-2 2-3 3-H 1B				4-0 BB BB		4-0 BB BB		3	1	2	1	0	0	3		
Randy Jones, R OBP: 0.269, SLG: 0.174 Ed Lynch, R Mookie Wilson, S OBP: 0.324, SLG: 0.369 (1, 1) (7, 1) (8, PH) (8, 8)			0-0 SH FC6		0-0 FC6-4		0-0 1-2 2-3 3-H 1B				0-0 P4				0-3 K		0-3 K		2	0	0	0	0	0	5		
Inning Stats	R: 0 E: 0 K: 1 S: 5	H: 0 LOB: 0 BB: 0 P: 5	R: 0 E: 0 K: 0 S: 3	H: 0 LOB: 0 BB: 0 P: 3	R: 2 E: 0 K: 1 S: 7	H: 1 LOB: 1 BB: 1 P: 11	R: 0 E: 0 K: 0 S: 5	H: 2 LOB: 3 BB: 1 P: 9	R: 0 E: 0 K: 0 S: 3	H: 0 LOB: 0 BB: 0 P: 3	R: 2 E: 0 K: 0 S: 6	H: 3 LOB: 2 BB: 1 P: 10	R: 0 E: 0 K: 1 S: 5	H: 0 LOB: 0 BB: 0 P: 5	R: 0 E: 0 K: 1 S: 5	H: 0 LOB: 2 BB: 2 P: 13	R: 0 E: 0 K: 1 S: 5	H: 0 LOB: 0 BB: 0 P: 5	1B: 5 2B: 1 3B: 0 HR: 0	SF: 0 SAC: 1 DP: 0 HBP: 0	WP: 0 PB: 0 SB: 0 CS: 0	PA: 39					
PITCHER	IP	WLS	BF	H	R	ER	SO	BB	IBB	HBP	BLK	WP	HR	S	P	ERA	WHIP										
John Stuper, R ERA: 4.05 Doug Bair, R ERA: 1.7	(1, 1) (8, 1)	7.0 S	31 8	6 0	4 0	4 0	3 2	2 2	1 0	0 0	0 0	0 0	0 0	34 10	46 18	5.14 0.00	1.143 1.000										

New York Mets @ St. Louis Cardinals
 Busch Stadium, St. Louis, MO
 Fri Jun 18 1982, 7:05 PM CDT
 Att. 37,351 - Unknown

livebaseballscorecards.com

AB	33
R	4
H	6
RBI	4
BB	5
SO	5
LOB	18



BOTTOM

New York Mets @ St. Louis Cardinals
Busch Stadium, St. Louis, MO
Fri Jun 18 1982, 7:05 PM CDT
Att. 37,351 - Unknown

livebaseballscorecards.com

AB	29
R	5
H	6
RBI	5
BB	4
SO	4
LOB	14



WP:	1	PA:	33
PB:	0	SB:	3
CS:	0		

AB R H RBI BB SO LOB

4	1	2	0	0	0	3	
0	0	0	0	0	0	0	
4	0	0	0	0	0	5	
4	0	0	1	0	0	1	
4	0	0	0	0	1	1	
2	1	0	0	2	1	0	
4	1	1	0	0	1	1	
2	1	1	0	1	0	0	
1	0	0	0	1	0	1	
1	0	1	1	0	0	0	
0	1	0	0	0	0	0	
2	0	0	0	0	1	2	
1	0	1	3	0	0	0	
1B:	4	SF:	0	WP:	1	PA:	33
2B:	2	SAC:	0	PB:	0	SB:	3
3B:	1	DP:	1	CS:	0		
HR:	0	HBP:	0				

Batter	1	2	3	4	5	6	7	8	9
Lonnie Smith, R (1, 7) OBP: 0.374, SLG: 0.454 Doug Bair, R (8, 1)	0-0 S 5-3 G3 1B		0-0 5-3			0-0 6-3 S 1B	0-0 6-3		
Mike Ramsey, S (1, 4) OBP: 0.374, SLG: 0.400 (8, 6)	0-0 5-3 1-2		0-0 F8			0-0 6-3 1-3	0-0 FC4-2-6-2 3-H		
Keith Hernandez, L (1, 3) OBP: 0.381, SLG: 0.348	0-0 G3 2-H			0-0 4-3		0-0 F9		0-0 1-3	
George Hendrick, R (1, 9) OBP: 0.297, SLG: 0.449	0-0 5-3			0-0 F7		0-0 6-3		0-3 K	
Darrell Porter, L (1, 2) OBP: 0.340, SLG: 0.453		0-0 G3		0-3 K			4-0 2B 1B BB	4-0 WP BB	
Tito Landrum, R (1, 8) OBP: 0.361, SLG: 0.436 (8, 7)		0-0 6-3			0-0 P6		0-0 1B 3B 2B	0-3 K	
Ken Oberkfell, L (1, 5) OBP: 0.333, SLG: 0.333		0-0 F8			0-0 S 1B		4-0 1B 3B BB		
Ozzie Smith, S (1, 6) OBP: 0.333, SLG: 0.368 Dane Iorg, L (7, PH) OBP: 0.398, SLG: 0.383 Julio Gonzalez, R (7, PR) OBP: 0.273, SLG: 0.358 (8, 4)			4-0 E BB		0-0 F9 1-2		0-0 3B 1B 1-2 2-3 3-H		
John Stuper, R (1, 1) OBP: 0.167, SLG: 0.500 Willie McGee, S (7, PH) OBP: 0.343, SLG: 0.417 (8, 8)			0-3 K		0-0 1-6-3		0-0 1-H 2-H 3-H FC4-2-6-2 3B		

Inning Stats	R: 1	H: 1	E: 0	LOB: 0	K: 0	BB: 0	S: 4	R: 0	H: 0	E: 0	LOB: 0	K: 0	BB: 0	S: 3	R: 0	H: 0	E: 1	LOB: 1	K: 1	BB: 1	S: 5	R: 0	H: 0	E: 0	LOB: 0	K: 1	BB: 0	S: 5	R: 0	H: 1	E: 0	LOB: 1	K: 0	BB: 0	S: 4	R: 0	H: 1	E: 0	LOB: 1	K: 0	BB: 0	S: 4	R: 4	H: 3	E: 0	LOB: 1	K: 0	BB: 2	S: 5	R: 0	H: 0	E: 0	LOB: 1	K: 2	BB: 1	S: 7	P: 11
--------------	------	------	------	--------	------	-------	------	------	------	------	--------	------	-------	------	------	------	------	--------	------	-------	------	------	------	------	--------	------	-------	------	------	------	------	--------	------	-------	------	------	------	------	--------	------	-------	------	------	------	------	--------	------	-------	------	------	------	------	--------	------	-------	------	-------

PITCHER	IP	WLS	BF	H	R	ER	SO	BB	IBB	HBP	BLK	WP	HR	S	P	ERA	WHIP
Randy Jones, L (1, 1) ERA: 4.23	6.0		25	4	4	4	2	3	0	0	0	0	0	26	38	6.00	1.167
Ed Lynch, R (7, 1) ERA: 4.35	1.0	L	4	2	1	1	0	0	0	0	0	0	0	4	4	9.00	2.000
Jesse Orosco, L (8, 1) ERA: 2.98	1.0		4	0	0	0	2	1	0	0	0	1	0	7	11	0.00	1.000

Batter	1	2	3	4	5	6	7	8	9	AB R H RBI BB SO LOB	TOP																		
Mookie Wilson, S (1, 8) OBP: 0.322, SLG: 0.366	0-3 K 2B SF7	0-0 4-3			0-0 F8	0-0 FC4-6 1-2f		0-0 1B SF8 HR 1B		5 2 1 0 0 1 3	<p>New York Mets @ St. Louis Cardinals Busch Stadium, St. Louis, MO Sat Jun 19 1982, 7:05 PM CDT Att. 33,354 - Unknown</p>																		
Bob Bailor, R (1, 6) OBP: 0.321, SLG: 0.346 Rusty Staub, L (8, PH) OBP: 0.295, SLG: 0.353 Mike Scott, R (8, 1) OBP: 0.143, SLG: 0.185	0-0 F9		0-0 F9		0-0 1B 1B		0-0 4-3	0-0 SF8 1-2 3-H		4 0 1 0 0 0 1 0 0 0 1 0 0 0 0 0 0 0 0 0 0																			
George Foster, R (1, 7) OBP: 0.346, SLG: 0.405 Joel Youngblood, R (8, 7) OBP: 0.275, SLG: 0.359	0-0 1-3 2B		0-0 E BB 1B		0-0 1-2 1B		0-0 HR	0-0 HR 1B		5 2 5 1 0 0 0 0 0 0 0 0 0 0																			
Dave Kingman, R (1, 3) OBP: 0.292, SLG: 0.483 Mike Jorgensen, L (8, 3) OBP: 0.375, SLG: 0.457	0-0 SF7 3-H		4-0 E BB		0-0 P4 1-2		0-0 SF9 3B	0-0 HR 3-H		3 2 2 4 1 0 2 0 0 0 0 0 0 0																			
Ellis Valentine, R (1, 9) OBP: 0.252, SLG: 0.356	0-0 F7		0-0 E1 G6-4-3 1-2 2-3		0-0 F7		0-0 SF9 3-H	0-0 6-3		4 0 0 1 0 0 5																			
John Stearns, R (1, 5) OBP: 0.365, SLG: 0.438		0-0 F9 FC6-2 2B	0-0 G6-4-3 1-2f			0-0 5-3	0-0 2B	4-0 SH1-3 BB		4 0 2 0 1 0 3																			
Ron Hodges, L (1, 2) OBP: 0.491, SLG: 0.585		0-0 F9 2-3		0-0 4-3		0-0 WP SH2-3 1B	0-3 K	0-0 SH1-3 1-2		4 0 1 0 0 1 2																			
Wally Backman, S (1, 4) OBP: 0.358, SLG: 0.352		0-0 FC6-2 2B 3-H		0-0 4-3		0-0 SH2-3 1-2		0-0 E2 1B SF8 SH5-4	0-0 6-3	4 2 0 0 0 0 2																			
Pete Falcone, L (1, 1) OBP: 0.180, SLG: 0.200 Pat Zachry, R (3, 1) OBP: 0.274, SLG: 0.303 Gary Rajsich, L (6, PH) OBP: 0.274, SLG: 0.303 Tom Hausman, R (6, 1) OBP: 0.272, SLG: 0.283 Ron Gardenhire, R (8, PH) OBP: 0.272, SLG: 0.283		0-0 1-H 2B		0-0 6-3		4-0 FC4-6 2-3 BB		0-0 SH5-4 1-2	0-0 F9	1 0 1 1 0 0 0 1 0 0 0 0 0 0 0 0 0 0 1 0 0 0 0 0 0 0 0 0 1 0 0 0 0 0 1																			
Inning Stats	R: 1 E: 0 K: 1 S: 7	H: 1 LOB: 1 BB: 0 P: 7	R: 1 E: 0 K: 0 S: 5	H: 2 LOB: 1 BB: 0 P: 5	R: 0 E: 1 K: 0 S: 4	H: 1 LOB: 2 BB: 1 P: 8	R: 0 E: 0 K: 0 S: 3	H: 0 LOB: 0 BB: 0 P: 3	R: 0 E: 0 K: 0 S: 5	H: 2 LOB: 2 BB: 0 P: 5		R: 0 E: 0 K: 0 S: 4	H: 1 LOB: 2 BB: 1 P: 8	R: 2 E: 0 K: 1 S: 8	H: 3 LOB: 1 BB: 0 P: 8	R: 4 E: 1 K: 0 S: 7	H: 3 LOB: 0 BB: 0 P: 7	R: 0 E: 0 K: 0 S: 3	H: 0 LOB: 1 BB: 1 P: 7	1B: 6 2B: 4 3B: 1 HR: 2	SF: 3 SAC: 3 DP: 1 HBP: 0	WP: 2 PB: 0 SB: 0 CS: 0	PA: 45						
PITCHER	IP WLS BF H R ER SO BB IBB HBP BLK WP HR S P ERA WHIP											PITCHER	IP WLS BF H R ER SO BB IBB HBP BLK WP HR S P ERA WHIP																
Bob Forsch, R (1, 1) ERA: 3.71	6.2																												
Jeff Keener, R (7, 1) ERA: 1.23	1.1	L	8	3	4	0	1	0	0	0	0	0	1	10	10	0.00	2.250												
Mark Littell, R (9, 1) ERA: 4.58	1.0		4	0	0	0	0	1	0	0	0	0	0	3	7	0.00	1.000												

livebaseballscores.com

AB	36
R	8
H	13
RBI	8
BB	3
SO	2
LOB	19



Batter	1	2	3	4	5	6	7	8	9	AB	R	H	RBI	BB	SO	LOB
Ozzie Smith, S (1, 6) OBP: 0.335, SLG: 0.366	4-0 G3 SF8 BB	0-0 2-H 1B		0-0 4-3		0-0 FC5-4 1-2f			0-0 F8	4	1	1	0	1	0	2
Willie McGee, S (1, 8) OBP: 0.346, SLG: 0.436	0-0 G3 1-3		0-0 2B 3B		0-0 5-3 1B		0-0 F8		0-0 L5	5	2	2	0	0	0	1
Lonnie Smith, R (1, 7) OBP: 0.375, SLG: 0.450	4-0 SF8 BB		0-3 K		0-0 5-3		0-0 F8		0-0 6-3	4	1	1	0	1	1	2
George Hendrick, R (1, 9) OBP: 0.296, SLG: 0.453	0-0 SF8 1-3		0-0 4-3 2B		0-3 K		0-0 F3 1-3			3	0	1	2	0	1	2
Gene Tenace, R (1, 3) OBP: 0.568, SLG: 0.906	0-3 K		0-0 4-3		0-0 FC4-6 1B		0-0 CS 1B			1	0	0	0	0	1	1
Dane Iorg, L (3, PH) OBP: 0.404, SLG: 0.390										3	0	2	2	0	0	1
Keith Hernandez, L (7, PR) OBP: 0.361, SLG: 0.348										0	0	0	0	0	0	0
Mike Ramsey, S (1, 4) OBP: 0.370, SLG: 0.390		4-0 S 1B BB		0-0 1-3		0-0 FC4-6 1-2f		0-0 CS	0-0 4-3	3	1	0	0	1	0	2
Julio Gonzalez, R (1, 5) OBP: 0.276, SLG: 0.357		0-0 L3		0-0 FC3-6 1B		0-0 2-3		0-3 K		3	0	1	0	0	0	1
Ken Oberkfell, L (8, PH) OBP: 0.332, SLG: 0.331		1-3								1	0	0	0	0	1	0
Glenn Brummer, R (1, 2) OBP: 0.245, SLG: 0.321		0-0 SH1-3 1B		0-0 FC3-6 SH1-3 1-2f		0-0 1-3		0-0 1B		3	0	1	1	0	0	1
Orlando Sanchez, L (8, PH) OBP: 0.286, SLG: 0.243		3-H 1B								1	0	1	0	0	0	0
Bob Forsch, R (1, 1) OBP: 0.282, SLG: 0.316		0-0 SH1-3		0-0 SH1-3		0-0 SH1-3		0-0 P6		1	0	1	0	0	0	0
Jeff Keener, L (7, 1)										0	0	0	0	0	0	0
Darrell Porter, L (8, PH) OBP: 0.338, SLG: 0.449		1-2		1-2		1-2		FC5-4 1B		1	0	0	0	0	0	1
Mark Littell, L (9, 1)										0	0	0	0	0	0	0

Inning Stats	R: 1	H: 0	E: 0	K: 1	S: 5	LOB: 1	BB: 2	P: 13	R: 1	H: 2	E: 0	K: 0	S: 4	LOB: 2	BB: 1	P: 8	R: 1	H: 2	E: 0	K: 1	S: 7	LOB: 1	BB: 0	P: 7	R: 0	H: 1	E: 0	K: 0	S: 4	LOB: 1	BB: 0	P: 4	R: 1	H: 2	E: 0	K: 1	S: 7	LOB: 1	BB: 0	P: 7	R: 0	H: 1	E: 0	K: 0	S: 4	LOB: 1	BB: 0	P: 4	R: 1	H: 2	E: 0	K: 0	S: 4	LOB: 1	BB: 0	P: 4	R: 0	H: 1	E: 0	K: 1	S: 6	LOB: 1	BB: 0	P: 6	R: 0	H: 0	E: 0	K: 0	S: 3	LOB: 0	BB: 0	P: 3	1B: 9	SF: 1	2B: 1	SAC: 2	3B: 1	DP: 0	HR: 0	HBP: 0	WP: 0	PA: 40
--------------	------	------	------	------	------	--------	-------	-------	------	------	------	------	------	--------	-------	------	------	------	------	------	------	--------	-------	------	------	------	------	------	------	--------	-------	------	------	------	------	------	------	--------	-------	------	------	------	------	------	------	--------	-------	------	------	------	------	------	------	--------	-------	------	------	------	------	------	------	--------	-------	------	------	------	------	------	------	--------	-------	------	-------	-------	-------	--------	-------	-------	-------	--------	-------	--------

PITCHER	IP	WLS	BF	H	R	ER	SO	BB	IBB	HBP	BLK	WP	HR	S	P	ERA	WHIP
Pete Falcone, L (1, 1) ERA: 3.32	2.1		13	4	3	3	2	3	0	0	0	0	0	14	26	11.57	3.000
Pat Zachry, R (3, 1) ERA: 4.67	2.2		11	3	1	1	1	0	0	0	0	0	0	13	13	3.38	1.125
Tom Hausman, R (6, 1) ERA: 3.15	2.0	W	8	3	1	0	0	0	0	0	0	0	0	8	8	0.00	1.500
Mike Scott, R (8, 1) ERA: 4.54	2.0	S	7	1	0	0	1	0	0	0	0	0	0	9	9	0.00	0.500

BOTTOM

New York Mets @ St. Louis Cardinals

Busch Stadium, St. Louis, MO

Sat Jun 19 1982, 7:05 PM CDT
Att. 33,354 - Unknown

livebaseballscorecards.com

AB	33
R	5
H	11
RBI	5
BB	3
SO	4
LOB	14



Batter	1	2	3	4	5	6	7	8	9	10	AB R H RBI BB SO LOB	TOP																	
Mookie Wilson, S OBP: 0.324, SLG: 0.367 (1, 8)	0-0 6-3		0-0 5-3			0-0 1B		0-0 5-3	0-0 1B		5 0 2 1 0 0 1	<p>New York Mets @ St. Louis Cardinals Busch Stadium, St. Louis, MO Sun Jun 20 1982, 3:33 AM CDT Att. 26,926 - Unknown</p>																	
Bob Bailor, R OBP: 0.324, SLG: 0.348 (1, 4) (9, 6)	0-0 F3			0-0 E9 4-3 HR		0-0 1B		0-0 1B	0-0 1-3 1-2 2-H 3-H		5 1 2 0 0 0 2																		
George Foster, R OBP: 0.351, SLG: 0.410 Rusty Tillman, R OBP: 1.000, SLG: 1.000 Jesse Orosco, R (10, 1) Ed Lynch, R (10, 1)	0-3 K			0-0 4-3		0-0 1B		0-0 1B		0-0 SH 3B 1B	5 0 3 0 0 1 1 0 1 0 0 0 0 0 0 0 0 0 0 0 0 0 0 0 0 0 0 0																		
Dave Kingman, R OBP: 0.292, SLG: 0.476 Mike Scott, R OBP: 0.143, SLG: 0.185 Joel Youngblood, R OBP: 0.275, SLG: 0.359 (10, PH) (10, 7)		4-0 BB		0-3 K		0-0 P4		0-3 K		0-0 SH 3B 1-2	3 0 0 0 1 2 5 0 0 0 0 0 0 0 0 1 0 0 0 0 0																		
Ellis Valentine, R OBP: 0.250, SLG: 0.374 (1, 9)		0-0 G1-6-3 1-2f		0-0 HR		0-0 FC6-4 1-2f		0-0 F7		0-3 K	5 1 1 2 0 1 7																		
John Stearns, R OBP: 0.366, SLG: 0.451 (1, 5)		0-0 F5		0-0 6-3			0-0 1-3		0-0 SH1-4 1B 2B	0-0 3B 1-H 2-H	5 1 2 2 0 0 0																		
Ron Hodges, L OBP: 0.491, SLG: 0.568 (1, 2)			0-0 5-3 1B		0-0 4-3		0-0 4-3		0-0 SH1-4	4-0 G6-3 IBB	3 0 1 0 1 0 0																		
Ron Gardenhire, R OBP: 0.273, SLG: 0.264 Rusty Staub, L OBP: 0.306, SLG: 0.353 Wally Backman, S OBP: 0.355, SLG: 0.349 (9, PH) (9, PR) (9, 4)			0-0 F9		0-0 5-3		0-0 1B		4-0 BB 1B IBB	0-0 G6-3 1-2f	3 0 1 0 0 0 1 0 0 0 0 1 0 0 1 0 0 0 0 0 2																		
Charlie Puleo, R OBP: 0.190, SLG: 0.150 Mike Jorgensen, L OBP: 0.390, SLG: 0.457 (9, PH) (9, 3)			0-0 5-3 1-2		0-0 F8		0-0 1-3		4-0 1B BB		3 0 0 0 0 0 2 0 0 0 0 1 0 0																		
Inning Stats	R: 0 E: 0 K: 1 S: 5	H: 0 LOB: 0 BB: 0 P: 5	R: 0 E: 0 K: 0 S: 2	H: 0 LOB: 0 BB: 1 P: 6	R: 0 E: 0 K: 0 S: 4	H: 1 LOB: 1 BB: 0 P: 4	R: 2 E: 1 K: 1 S: 7	H: 1 LOB: 0 BB: 0 P: 7	R: 0 E: 0 K: 0 S: 3	H: 0 LOB: 0 BB: 0 P: 3	R: 0 E: 0 K: 0 S: 5		H: 3 LOB: 2 BB: 0 P: 5	R: 0 E: 0 K: 0 S: 4	H: 1 LOB: 1 BB: 0 P: 4	R: 0 E: 0 K: 1 S: 7	H: 2 LOB: 2 BB: 0 P: 7	R: 1 E: 0 K: 0 S: 4	H: 2 LOB: 2 BB: 2 P: 12	R: 2 E: 0 K: 1 S: 7	H: 2 LOB: 2 BB: 1 P: 11	1B: 9 2B: 1 3B: 1 HR: 1	SF: 0 SAC: 2 DP: 2 HBP: 0	WP: 0 PB: 0 SB: 0 CS: 0	PA: 44				
PITCHER	IP WLS BF H R ER SO BB IBB HBP BLK WP HR S P ERA WHIP												IP WLS BF H R ER SO BB IBB HBP BLK WP HR S P ERA WHIP																
Joaquin Andujar, R ERA: 2.26 (1, 1)	8.1												8.1																
Jim Kaat, L ERA: 3.9 (9, 1)	0.1												0.1																
Doug Bair, R ERA: 1.69 (9, 1)	0.1												0.1																
Bruce Sutter, R ERA: 4.96 (10, 1)	1.0	L	6	2	2	2	1	0	1	0	0	0	0	0	7	11	18.00	2.000											

AB	38
R	5
H	12
RBI	5
BB	4
SO	4
LOB	21



livebaseballscores.com

Batter 1 2 3 4 5 6 7 8 9 10 AB R H RBI BB SO LOB BOTTOM

Main box score table with columns for batter name, pitch type (K, F8, F7, F2, P6, G1-6-3, S, BB, HR, PO), and statistics (AB, R, H, RBI, BB, SO, LOB). Includes names like Lonnie Smith, Willie McGee, Dane Iorg, George Hendrick, Darrell Porter, Ken Oberkfell, Mike Ramsey, Keith Hernandez, Bruce Sutter, Ozzie Smith, Joaquin Andujar, Jim Kaat, Doug Bair, Orlando Sanchez, and Julio Gonzalez.

New York Mets @ St. Louis Cardinals
Busch Stadium, St. Louis, MO
Sun Jun 20 1982, 3:33 AM CDT
Att. 26,926 - Unknown

livebaseballscorecards.com

Summary statistics table:
AB 34
R 4
H 10
RBI 4
BB 5
SO 6
LOB 8



Inning Stats and Pitcher performance table. Inning stats include R, H, E, K, S, P. Pitcher stats include IP, WLS, BF, H, R, ER, SO, BB, IBB, HBP, BLK, WP, HR, S, P, ERA, WHIP. Includes names Charlie Puleo, Mike Scott, Jesse Orosco, and Ed Lynch.

Batter	1	2	3	4	5	6	7	8	9	AB R H RBI BB SO LOB	TOP		
Tim Raines, S OBP: 0.356, SLG: 0.396 (1, 7) X	0-0 6-3			4-0 S 2B BB	0-0 F7		0-0 F7		4-0 BB	3 1 0 0 2 0 0			
Mike Gates, L OBP: 0.300, SLG: 0.474 (1, 4) X	0-0 6-3			0-3 K	0-0 1B		0-0 4-3		0-0 6-3	5 0 1 0 0 1 2			
Jerry White, S OBP: 0.283, SLG: 0.411 (1, 8) B B B	4-0 CS BB			0-0 2B 2B	0-3 K			0-0 F8		3 1 1 1 1 1 1			
Al Oliver, L OBP: 0.398, SLG: 0.509 (1, 3)	0-0 CS 1-2	0-3 K		0-0 HR 2B	0-0 F8			0-0 4-3		4 1 1 1 0 1 1			
Gary Carter, R OBP: 0.363, SLG: 0.538 (1, 2)				0-0 HR		0-0 F8		0-0 HR		4 2 2 3 0 0 0			
Tim Wallach, R OBP: 0.340, SLG: 0.455 (1, 5)				1-0 BB HBP		0-0 4-3		0-0 E5		3 0 0 0 0 0 0			
Warren Cromartie, L OBP: 0.337, SLG: 0.382 (1, 9)				4-0 FC6-4 BB		4-0 BB		0-0 F7		2 0 0 0 2 0 1			
Chris Speier, R OBP: 0.280, SLG: 0.340 (1, 6)				0-3 K	0-3 K		0-0 F7		0-0 5-3	4 0 0 0 0 2 3			
Charlie Lea, R OBP: 0.250, SLG: 0.172 (1, 1)				0-0 3-1	0-0 FC6-4				0-0 6-3	2 0 0 0 0 0 2			
John Milner, L OBP: 0.091, SLG: 0.050 (7, PH)										1 0 0 0 0 0 0			
Ray Burris, R OBP: 0.375, SLG: 0.357 (7, 1)										1 0 0 0 0 0 0			
Inning Stats	R: 0 E: 0 K: 0 S: 2 H: 0 LOB: 0 BB: 1 P: 6	R: 0 E: 0 K: 1 S: 5 H: 0 LOB: 0 BB: 0 P: 5	R: 0 E: 0 K: 1 S: 5 H: 0 LOB: 0 BB: 0 P: 5	R: 4 E: 0 K: 2 S: 10 H: 3 LOB: 2 BB: 2 P: 19	R: 0 E: 0 K: 1 S: 6 H: 1 LOB: 1 BB: 0 P: 6	R: 0 E: 0 K: 0 S: 3 H: 0 LOB: 1 BB: 1 P: 7	R: 0 E: 0 K: 0 S: 3 H: 0 LOB: 0 BB: 0 P: 3	R: 1 E: 1 K: 0 S: 5 H: 1 LOB: 1 BB: 0 P: 5	R: 0 E: 0 K: 0 S: 3 H: 0 LOB: 1 BB: 1 P: 7	1B: 1 2B: 2 3B: 0 HR: 2 SF: 0 SAC: 0 DP: 0 HBP: 1	WP: 0 PB: 0 SB: 1 CS: 1 PA: 39		
PITCHER	IP WLS BF H R ER SO BB IBB HBP BLK WP HR S P ERA WHIP											PITCHER	IP WLS BF H R ER SO BB IBB HBP BLK WP HR S P ERA WHIP
Pete Falcone, L ERA: 3.62 (1, 1)	3.1 L 16 3 4 4 3 3 0 1 0 0 1 18 31 10.80 1.800												
Pat Zachry, R ERA: 4.41 (4, 1)	3.2 13 1 0 0 2 1 0 0 0 0 0 0 16 20 0.00 0.545												
Tom Hausman, R ERA: 3.27 (8, 1)	2.0 9 1 1 1 0 1 0 0 0 0 0 1 8 12 4.50 1.000												

Montreal Expos @ New York Mets
Shea Stadium, Flushing, NY
Mon Jun 21 1982, 7:05 PM EDT
Att. 20,474 - Unknown

livebaseballscorecards.com

AB	32
R	5
H	5
RBI	5
BB	5
SO	5
LOB	10



BOTTOM

Montreal Expos @ New York Mets
 Shea Stadium, Flushing, NY
 Mon Jun 21 1982, 7:05 PM EDT
 Att. 20,474 - Unknown

livebaseballscorecards.com

AB	32
R	1
H	5
RBI	1
BB	3
SO	7
LOB	14



WP: 0	PA: 35
PB: 0	
SB: 2	
CS: 0	

AB R H RBI BB SO LOB

4	0	0	0	0	2	0
4	1	2	0	0	1	0
4	0	0	0	0	1	2
2	0	2	0	2	0	0
4	0	0	0	0	1	5
4	0	1	1	0	0	2
3	0	0	0	1	0	3
4	0	0	0	0	0	2
1	0	0	0	0	1	0
1	0	0	0	0	0	0
1	0	0	0	0	1	0
0	0	0	0	0	0	0

Batter	1	2	3	4	5	6	7	8	9
Mookie Wilson, S OBP: 0.319, SLG: 0.361 (1, 8)	0-3 K		0-0 4-3		0-3 K		0-0 F9		
Bob Bailor, R OBP: 0.329, SLG: 0.352 (1, 6)	0-3 K		0-0 E S 1B			0-0 FC6-4 BB 1B 1B		0-0 5-3	
George Foster, R OBP: 0.346, SLG: 0.403 (1, 7)	0-0 F8		0-0 L1			0-3 K		0-0 2-3	
Dave Kingman, R OBP: 0.303, SLG: 0.481 (1, 3)		0-0 FC6-4 1B		4-0 FC5-4 BB		4-0 FC6-4 1-2 BB		0-0 1B	
Ellis Valentine, R OBP: 0.242, SLG: 0.362 (1, 9)		0-3 K		0-0 F9		0-0 FC6-4 1B		0-0 F9	
John Stearns, R OBP: 0.364, SLG: 0.447 (1, 5)		0-0 FC6-4 1-2f		0-0 FC5-4 1-2f		0-0 FC6-4 1-2 3-H 1B		0-0 F6	
Ron Hodges, L OBP: 0.475, SLG: 0.532 (1, 2)		4-0 BB BB 1-2 BB		0-0 F7		0-0 F7		0-0 6-3	
Wally Backman, S OBP: 0.347, SLG: 0.340 (1, 4)		0-0 6-3		0-0 4-3		0-0 4-3		0-0 F8	
Pete Falcone, L OBP: 0.154, SLG: 0.192 Pat Zachry, R (4, 1)			0-3 K		0-0 P6		0-3 K		
Mike Jorgensen, L OBP: 0.381, SLG: 0.444 Tom Hausman, R (7, PH) (8, 1)									

Inning Stats	R: 0	H: 0	E: 0	K: 2	S: 7	R: 0	H: 1	E: 0	K: 1	S: 6	R: 0	H: 1	E: 0	K: 1	S: 6	R: 0	H: 0	E: 0	K: 0	S: 3	R: 0	H: 2	E: 0	K: 1	S: 7	R: 0	H: 0	E: 0	K: 1	S: 5	R: 1	H: 2	E: 0	K: 1	S: 7	R: 0	H: 0	E: 0	K: 1	S: 5	R: 0	H: 1	E: 0	K: 0	S: 4	R: 0	H: 0	E: 0	K: 0	S: 3	1B: 5	2B: 0	3B: 0	HR: 0	SF: 0	SAC: 0	DP: 0	HBP: 0	WP: 0	PA: 35
--------------	------	------	------	------	------	------	------	------	------	------	------	------	------	------	------	------	------	------	------	------	------	------	------	------	------	------	------	------	------	------	------	------	------	------	------	------	------	------	------	------	------	------	------	------	------	------	------	------	------	------	-------	-------	-------	-------	-------	--------	-------	--------	-------	--------

PITCHER	IP	WLS	BF	H	R	ER	SO	BB	IBB	HBP	BLK	WP	HR	S	P	ERA	WHIP
Charlie Lea, R ERA: 2.77 (1, 1)	6.0	W	25	4	1	1	6	3	0	0	0	0	0	34	46	1.50	1.167
Ray Burris, R ERA: 4.75 (7, 1)	3.0	S	10	1	0	0	1	0	0	0	0	0	0	12	12	0.00	0.333

Batter	1	2	3	4	5	6	7	8	9	AB R H RBI BB SO LOB	TOP									
Jerry White, S (1, 7) OBP: 0.297, SLG: 0.407 Dan Norman, R (7, 7) OBP: 0.346, SLG: 0.417	4-0 BB BB BB	0-0 S 1B		0-0 P6			0-0 L5		0-3 K	3 1 1 0 1 0 0 1 0 0 0 0 1 0										
Mike Gates, L (1, 4) OBP: 0.320, SLG: 0.435	4-0 BB BB 1B	0-0 F7			0-0 G3		0-0 E4 4-3		0-0 BLK 1B	4 1 1 0 1 0 1										
Andre Dawson, R (1, 8) OBP: 0.346, SLG: 0.496	4-0 BB BB 1B	0-0 F8			0-0 2B		0-0 4-3		0-3 K	4 1 1 0 1 1 3										
Al Oliver, L (1, 3) OBP: 0.399, SLG: 0.519	4-0 1B 1-2 2-3 3-H		0-0 HR		0-0 F8		0-3 K			3 1 1 2 1 1 2										
Gary Carter, R (1, 2) OBP: 0.361, SLG: 0.531	0-0 F2		0-0 F7		4-0 BB		0-0 P4			3 0 0 0 1 0 3										
Tim Wallach, R (1, 5) OBP: 0.335, SLG: 0.447	0-0 P6		0-0 5-3		0-0 F7		0-0 F8			4 0 0 0 0 0 5										
Warren Cromartie, L (1, 9) OBP: 0.340, SLG: 0.381	0-0 1B 1-3 2-H 3-H		0-0 4-3		0-0 P6		1-0 HBP			3 0 1 2 0 0 0										
Chris Speier, R (1, 6) OBP: 0.275, SLG: 0.333	0-3 K		0-3 K		0-0 6-3		0-0 5-3			4 0 0 0 0 2 3										
David Palmer, R (1, 1) Jeff Reardon, R (7, 1) OBP: 0.250, SLG: 0.500		0-0 F5		0-0 6-3		0-3 K		0-3 K	3 0 0 0 0 1 0 1 0 0 0 0 1 0											
Inning Stats	R: 3 E: 0 K: 1 S: 6	H: 1 LOB: 2 BB: 4 P: 22	R: 0 E: 0 K: 0 S: 4	H: 1 LOB: 1 BB: 0 P: 4	R: 1 E: 0 K: 0 S: 4	H: 1 LOB: 0 BB: 0 P: 4	R: 0 E: 0 K: 1 S: 5	H: 0 LOB: 0 BB: 0 P: 5	R: 0 E: 0 K: 1 S: 5	H: 0 LOB: 0 BB: 0 P: 5	R: 0 E: 1 K: 1 S: 6	H: 0 LOB: 1 BB: 0 P: 6	R: 0 E: 0 K: 0 S: 3	H: 0 LOB: 1 BB: 0 P: 4	R: 0 E: 0 K: 3 S: 10	H: 1 LOB: 1 BB: 0 P: 10	1B: 3 2B: 1 3B: 0 HR: 1	SF: 0 SAC: 0 DP: 0 HBP: 1	WP: 0 PB: 0 SB: 1 CS: 0	PA: 39
PITCHER	IP WLS BF H R ER SO BB IBB HBP BLK WP HR S P ERA WHIP																			
Randy Jones, L (1, 1) ERA: 4.58	0.0 L 4 0 3 3 0 4 0 0 0 0 0 0 0 16 ∞ ∞																			
Ed Lynch, R (1, 1) ERA: 4.12	4.0 15 3 1 1 2 0 0 0 0 0 0 1 19 19 2.25 0.750																			
Jesse Orosco, L (5, 1) ERA: 2.68	4.0 16 1 0 0 2 1 0 1 0 0 0 0 18 23 0.00 0.500																			
Mike Scott, R (9, 1) ERA: 4.54	1.0 4 1 0 0 3 0 0 0 0 1 0 0 10 10 0.00 1.000																			

Montreal Expos @ New York Mets
Shea Stadium, Flushing, NY
Tue Jun 22 1982, 7:05 PM EDT
Att: 16,850 - Unknown

livebaseballscorecards.com

AB	33
R	4
H	5
RBI	4
BB	5
SO	7
LOB	17



Batter	1	2	3	4	5	6	7	8	9	AB	R	H	RBI	BB	SO	LOB
Mookie Wilson, S OBP: 0.327, SLG: 0.368 (1, 8) BBB	4-0 1B SF8 BB		0-3 K	0-0 E 1-2 2-3 1B		4-0 S BB		0-0 2B		3	1	2	0	2	1	0
Bob Bailor, R OBP: 0.325, SLG: 0.347 (1, 5) (9, 6) X	0-0 1-3 1B		0-0 4-3	0-0 E5 1-3 2-H 3-H		0-0 4-3		0-3 K		5	0	1	0	0	1	3
George Foster, R OBP: 0.347, SLG: 0.404 (1, 7) X	0-0 SF8 3-H		0-0 2B 1B	0-0 F8			0-0 1B 1B		0-3 K	4	0	2	1	0	1	2
Dave Kingman, R OBP: 0.305, SLG: 0.484 (1, 3) X	0-0 F8		0-0 1-3 2B		0-0 6-3 1B		0-3 K		0-0 5-3	5	0	2	0	0	1	2
Ellis Valentine, R OBP: 0.234, SLG: 0.348 (1, 9) SSS	0-3 K		0-0 5-3		0-0 F3		0-0 P6		0-3 K	5	0	0	0	0	2	5
John Stearns, R OBP: 0.366, SLG: 0.448 (1, 2) (9, 5) X		0-0 5-3 1B		0-0 F7		0-0 6-3		0-0 1-2 1B		4	0	2	0	0	0	1
Wally Backman, S OBP: 0.345, SLG: 0.338 (1, 4) SSS		0-3 K		0-0 1B E 1B		0-0 F8		0-0 F8		4	1	1	0	0	1	4
Ron Gardenhire, R OBP: 0.274, SLG: 0.265 Ron Hodges, L OBP: 0.468, SLG: 0.521 (8, PH) (9, 2) X		0-0 5-3		0-0 1-2 E 1B 1B		0-0 1-3		0-0 F7		3	1	1	0	0	0	1
Randy Jones, R OBP: 0.289, SLG: 0.174 Ed Lynch, R Rusty Staub, L OBP: 0.302, SLG: 0.346 Jesse Orosco, R Mike Jorgensen, L OBP: 0.272, SLG: 0.432 Mike Scott, R OBP: 0.143, SLG: 0.185 (1, 1) (1, 1) (4, PH) (5, 1) (8, PH) (9, 1) X		0-0 F9		0-0 F5		0-0 F9		0-0 P3		1	0	0	0	0	0	0

R: 1	H: 1	R: 0	H: 1	R: 0	H: 2	R: 2	H: 3	R: 0	H: 1	R: 0	H: 2	R: 0	H: 1	R: 0	H: 1	R: 0	H: 0
E: 0	LOB: 1	E: 0	LOB: 1	E: 0	LOB: 2	E: 1	LOB: 2	E: 0	LOB: 1	E: 0	LOB: 2	E: 0	LOB: 1	E: 0	LOB: 0	E: 0	LOB: 0
K: 1	BB: 1	K: 1	BB: 0	K: 1	BB: 0	K: 0	BB: 0	K: 0	BB: 0	K: 1	BB: 0	K: 1	BB: 0	K: 2	BB: 0	K: 1	BB: 0
S: 6	P: 10	S: 6	P: 6	S: 7	P: 7	S: 7	P: 7	S: 4	P: 4	S: 3	P: 7	S: 7	P: 7	S: 6	P: 6	S: 7	P: 7


1B: 9	SF: 1	WP: 0	PA: 41
2B: 2	SAC: 0	PB: 0	
3B: 0	DP: 0	SB: 1	
HR: 0	HBP: 0	CS: 0	

Inning Stats																PITCHER																			
IP	WLS	BF	H	R	ER	SO	BB	IBB	HBP	BLK	WP	HR	S	P	ERA	WHIP	IP	WLS	BF	H	R	ER	SO	BB	IBB	HBP	BLK	WP	HR	S	P	ERA	WHIP		
6.0	W	29	8	3	1	3	2	0	0	0	0	0	33	41	1.50	1.667	3.0	S	12	3	0	0	4	0	0	0	0	0	0	0	0	0	0	0.00	1.000
David Palmer, R ERA: 4.19																Jeff Reardon, R ERA: 1.8																			

BOTTOM

Montreal Expos @ New York Mets
 Shea Stadium, Flushing, NY
 Tue Jun 22 1982, 7:05 PM EDT
 Att. 16,850 - Unknown

AB	38
R	3
H	11
RBI	1
BB	2
SO	7
LOB	21



livebaseballscorecards.com

Batter	1	2	3	4	5	6	7	8	9	AB R H RBI BB SO LOB	TOP	
Tim Raines, S (1, 7) <small>OBP: 0.356, SLG: 0.396</small>	0-3 	0-0 			0-0 		0-0 		0-0 	5 1 2 1 0 1 1	Montreal Expos @ New York Mets Shea Stadium, Flushing, NY Wed Jun 23 1982, 7:05 PM EDT Att. 18,852 - Unknown	
Mike Gates, L (1, 4) <small>OBP: 0.333, SLG: 0.429</small>	0-0 		0-0 		0-0 		0-0 	0-0 	5 0 2 0 0 0 3			
Andre Dawson, R (1, 8) <small>OBP: 0.351, SLG: 0.500</small>	4-0 		0-3 		0-0 		0-0 	0-0 	4 0 2 2 1 1 1			
Al Oliver, L (1, 3) <small>OBP: 0.396, SLG: 0.510</small>	0-0 		0-3 			0-0 	4-0 	0-3 	4 0 0 0 1 2 4			
Gary Carter, R (1, 2) <small>OBP: 0.353, SLG: 0.518</small>	0-0 			0-0 		0-3 	0-3 	0-0 	5 0 0 0 0 2 6			
Warren Cromartie, L (1, 9) <small>OBP: 0.342, SLG: 0.410</small>		0-0 		0-0 		0-0 		0-0 	4 2 2 2 0 0 0			
Brad Mills, L (1, 5) <small>OBP: 0.300, SLG: 0.286</small>		4-0 		0-0 		0-0 		0-3 	3 0 0 0 1 1 0			
Chris Speier, R (1, 6) <small>OBP: 0.279, SLG: 0.337</small>		0-0 			0-0 		0-0 	0-0 	4 1 2 0 0 0 1			
Steve Rogers, R (1, 1) <small>OBP: 0.268, SLG: 0.171</small>		0-0 			0-0 		0-0 	0-3 	2 1 1 0 0 1 1			
Inning Stats	R: 0 H: 1 E: 0 LOB: 2 K: 1 BB: 1 S: 6 P: 10	R: 1 H: 1 E: 0 LOB: 1 K: 0 BB: 1 S: 4 P: 8	R: 0 H: 0 E: 0 LOB: 0 K: 2 BB: 0 S: 7 P: 7	R: 0 H: 0 E: 0 LOB: 0 K: 0 BB: 0 S: 3 P: 3	R: 1 H: 2 E: 0 LOB: 1 K: 0 BB: 0 S: 5 P: 5	R: 1 H: 1 E: 0 LOB: 0 K: 1 BB: 0 S: 6 P: 6	R: 2 H: 3 E: 0 LOB: 2 K: 1 BB: 1 S: 8 P: 12	R: 0 H: 1 E: 0 LOB: 1 K: 2 BB: 0 S: 8 P: 8	R: 0 H: 2 E: 0 LOB: 2 K: 1 BB: 0 S: 7 P: 7	1B: 8 SF: 0 2B: 1 SAC: 2 3B: 0 DP: 0 HR: 2 HBP: 0	WP: 0 PA: 41 PB: 0 SB: 1 CS: 0	
PITCHER Craig Swan, R (1, 1) <small>ERA: 2.53</small> Terry Leach, R (8, 1) <small>ERA:</small>	IP WLS BF H R ER SO BB IBB HBP BLK WP HR S P ERA WHIP 7.0 L 32 8 5 5 5 2 1 0 0 0 2 39 51 6.43 1.429											PITCHER IP WLS BF H R ER SO BB IBB HBP BLK WP HR S P ERA WHIP 2.0 9 3 0 0 0 3 0 0 0 0 0 0 15 15 0.00 1.500

livebaseballscorecards.com

AB	36
R	5
H	11
RBI	5
BB	3
SO	8
LOB	17



BOTTOM

Montreal Expos @ New York Mets
 Shea Stadium, Flushing, NY
 Wed Jun 23 1982, 7:05 PM EDT
 Att. 18,852 - Unknown

livebaseballscorecards.com

AB	32
R	0
H	8
RBI	0
BB	0
SO	7
LOB	16



WP: 0	PA: 34
PB: 0	
SB: 1	
CS: 1	

AB R H RBI BB SO LOB

4	0	1	0	0	2	2
4	0	2	0	0	0	1
4	0	0	0	0	0	3
3	0	0	0	0	1	1
4	0	2	0	0	1	1
4	0	0	0	0	1	3
4	0	2	0	0	0	2
2	0	0	0	0	1	2
1	0	0	0	0	0	1
0	0	0	0	0	0	0
1	0	0	0	0	1	0
1	0	1	0	0	0	0

Batter	1	2	3	4	5	6	7	8	9
Mookie Wilson, S OBP: 0.326, SLG: 0.367 (1, 8)	0-3 K		0-0 CS 1B		0-3 K			0-0 F9	
John Stearns, R OBP: 0.368, SLG: 0.449 (1, 5)	0-0 S 1B		0-0 1-2 1B			0-0 1-3		0-0 F7	
George Foster, R OBP: 0.342, SLG: 0.397 (1, 7)	0-0 L7 1-2		0-0 P6			0-0 F8		0-0 6-3	
Dave Kingman, R OBP: 0.304, SLG: 0.477 (1, 3)	0-0 6-3			1-0 G4-6-3 HBP		0-0 P3		0-3 K	
Ellis Valentine, R OBP: 0.241, SLG: 0.353 (1, 9)		0-0 F8		0-3 K		0-0 G3 1B		0-0 1B	
Ron Hodges, L OBP: 0.439, SLG: 0.481 (1, 2)		0-3 K		0-0 G4-6-3 1-2f		0-0 G3 1-2		0-0 F7	
Bob Bailor, R OBP: 0.329, SLG: 0.351 (1, 4) (8, 6)		0-0 1B			0-0 SH3 1B		0-0 P6	0-0 6-3	
Ron Gardenhire, R OBP: 0.271, SLG: 0.262 Gary Rajsich, L (7, PH) OBP: 0.270, SLG: 0.299 Terry Leach, R (8, 1)	0-0 1-3				0-3 K		0-0 F8		
Craig Swan, R OBP: 0.214, SLG: 0.083 Wally Backman, S OBP: 0.349, SLG: 0.348 (8, 4)			0-3 K		0-0 SH3 1-2			0-0 2B	

Inning Stats	R: 0 E: 0 K: 1 S: 6	H: 1 LOB: 1 BB: 0 P: 6	R: 0 E: 0 K: 1 S: 6	H: 1 LOB: 1 BB: 0 P: 6	R: 0 E: 0 K: 1 S: 6	H: 2 LOB: 1 BB: 0 P: 6	R: 0 E: 0 K: 1 S: 4	H: 0 LOB: 0 BB: 0 P: 5	R: 0 E: 0 K: 2 S: 8	H: 1 LOB: 1 BB: 0 P: 8	R: 0 E: 0 K: 0 S: 3	H: 0 LOB: 0 BB: 0 P: 3	R: 0 E: 0 K: 0 S: 4	H: 1 LOB: 1 BB: 0 P: 4	R: 0 E: 0 K: 0 S: 4	H: 1 LOB: 1 BB: 0 P: 4	R: 0 E: 0 K: 1 S: 6	H: 1 LOB: 1 BB: 0 P: 6
--------------	------------------------------	---------------------------------	------------------------------	---------------------------------	------------------------------	---------------------------------	------------------------------	---------------------------------	------------------------------	---------------------------------	------------------------------	---------------------------------	------------------------------	---------------------------------	------------------------------	---------------------------------	------------------------------	---------------------------------

PITCHER	Steve Rogers, R ERA: 1.74 (1, 1)	IP: 9.0 WLS: W BF: 34 H: 8 R: 0 ER: 0 SO: 7 BB: 0 IBB: 0 HBP: 1 BLK: 0 WP: 0 HR: 0 S: 47 P: 48 ERA: 0.00 WHIP: 0.889
PITCHER		IP: WLS: BF: H: R: ER: SO: BB: IBB: HBP: BLK: WP: HR: S: P: ERA: WHIP:

Batter	1	2	3	4	5	6	7	8	9	AB R H RBI BB SO LOB	TOP
Tim Raines, S (1, 7) <small>OBP: 0.357, SLG: 0.392</small>	4-0 		4-0 		0-3 			0-3 	0-0 	3 0 0 0 2 2 3	
Mike Gates, L (1, 4) <small>OBP: 0.353, SLG: 0.419</small>	0-0 		4-0 			0-0 		0-3 		3 0 1 0 1 1 1	
Andre Dawson, R (1, 8) <small>OBP: 0.349, SLG: 0.496</small>	0-3 		0-0 			0-0 		0-0 		4 0 1 0 0 1 3	
Al Oliver, L (1, 3) <small>OBP: 0.390, SLG: 0.502</small>		0-0 		0-3 		0-0 		0-0 		4 0 0 0 0 1 2	
Gary Carter, R (1, 2) <small>OBP: 0.360, SLG: 0.536</small>		0-0 		0-0 		0-0 			0-0 	4 1 3 1 0 0 0	
Warren Cromartie, L (1, 9) <small>OBP: 0.341, SLG: 0.407</small>		0-0 		0-0 		0-0 			0-0 	4 0 1 0 0 0 3	
Brad Mills, L (1, 5) <small>OBP: 0.324, SLG: 0.290</small>		0-0 		0-3 			0-0 		4-0 	3 0 1 0 1 1 2	
Chris Speier, R (1, 6) <small>OBP: 0.278, SLG: 0.335</small> Frank Taveras, R (3, 6) <small>OBP: 0.196, SLG: 0.191</small> John Milner, L (9, PH) <small>OBP: 0.130, SLG: 0.050</small> Dan Norman, R (9, PR) <small>OBP: 0.346, SLG: 0.417</small>			0-0 		0-0 		0-0 		4-0 	1 0 0 0 0 0 0 2 0 0 0 0 0 1 0 0 0 0 1 0 0 0 0 0 0 0 0 0	AB 32 R 1 H 8 RBI 1 BB 5 SO 8 LOB 15
Bill Gullickson, R (1, 1) <small>OBP: 0.067, SLG: 0.067</small> Brad Gulden, L (7, PH) Bryn Smith, R (7, 1) Jerry White, S (9, PH) <small>OBP: 0.308, SLG: 0.417</small>			0-3 		0-0 		0-3 		0-0 	2 0 0 0 0 1 0 1 0 0 0 0 1 0 0 0 0 0 0 0 0 1 0 1 0 0 0 0	
Inning Stats	R: 0 H: 0 E: 0 LOB: 0 K: 1 BB: 1 S: 4 P: 8	R: 0 H: 1 E: 0 LOB: 1 K: 0 BB: 0 S: 4 P: 4	R: 0 H: 0 E: 0 LOB: 2 K: 1 BB: 2 S: 5 P: 13	R: 0 H: 1 E: 0 LOB: 1 K: 2 BB: 0 S: 8 P: 8	R: 0 H: 0 E: 0 LOB: 0 K: 1 BB: 0 S: 5 P: 5	R: 0 H: 2 E: 0 LOB: 2 K: 0 BB: 0 S: 5 P: 5	R: 0 H: 1 E: 0 LOB: 0 K: 1 BB: 0 S: 5 P: 5	R: 0 H: 1 E: 0 LOB: 1 K: 2 BB: 0 S: 8 P: 8	R: 1 H: 2 E: 0 LOB: 2 K: 0 BB: 2 S: 4 P: 12	1B: 7 SF: 0 2B: 0 SAC: 0 3B: 0 DP: 2 HR: 1 HBP: 0	WP: 0 PA: 37 PB: 0 SB: 2 CS: 1
PITCHER Charlie Puleo, R (1, 1) <small>ERA: 3.87</small> Mike Scott, R (9, 1) <small>ERA: 4.5</small>	IP WLS BF H R ER SO BB IBB HBP BLK WP HR S P ERA WHIP 8.1 W 35 7 1 1 8 5 0 0 0 0 0 1 46 66 1.08 1.440										

Montreal Expos @ New York Mets
 Shea Stadium, Flushing, NY
 Thu Jun 24 1982, 7:05 PM EDT
 Att. 18,419 - Unknown

livebaseballscorecards.com

Batter	1	2	3	4	5	6	7	8	9	AB	R	H	RBI	BB	SO	LOB
Mookie Wilson, S OBP: 0.325, SLG: 0.365 (1, 8)	0-0 3-1 ①		0-0 FC4-6 ②			0-0 E S 1B ①	0-3 K ②			4	1	1	0	0	1	1
Bob Bailor, R OBP: 0.327, SLG: 0.348 (1, 6) (7, 4)	0-0 P4 ②		0-0 F8 ③			0-0 1B ①	0-0 P6 ③			4	0	1	1	0	0	1
George Foster, R OBP: 0.344, SLG: 0.399 Ellis Valentine, R OBP: 0.241, SLG: 0.353 (1, 7) (9, 7)	0-0 1B ③				0-3 K ①	0-0 E 1B ①		0-0 F8 ①		4	1	2	0	0	1	0
Dave Kingman, R OBP: 0.305, SLG: 0.476 Joel Youngblood, R OBP: 0.273, SLG: 0.356 (1, 3) (7, 9)	0-0 P5 ③				0-0 F7 ②	0-0 E9 1B 1B ②		0-0 4-3 ②		3	1	1	0	0	0	1
John Stearns, R OBP: 0.367, SLG: 0.443 (1, 5)		0-0 5-3 ①			4-0 E BB ②	0-0 5-3 ②		0-0 5-3 ③		3	0	0	0	1	0	2
Mike Jorgensen, L OBP: 0.370, SLG: 0.425 (1, 9) (7, 3)		0-0 F2 ②			0-3 K ③	0-0 1B 1B ②		0-0 5-3 ③		3	0	1	1	0	1	1
Ron Hodges, L OBP: 0.435, SLG: 0.473 (1, 2)		0-0 4-3 ③				0-0 1B 1B ②		0-0 5-3 ③		3	0	1	1	0	0	0
Wally Backman, S OBP: 0.348, SLG: 0.348 Ron Gardenhire, R OBP: 0.271, SLG: 0.262 (1, 4) (7, 6)			0-0 FC4-6 1B ①			0-0 P6 ①	0-0 FC6-4 1B ③			3	0	1	0	0	0	2
Charlie Puleo, R OBP: 0.167, SLG: 0.130 Mike Scott, R OBP: 0.143, SLG: 0.185 (1, 1) (9, 1)			0-3 K ①			0-0 4-3 ②	0-0 FC6-4 ③			0	0	0	0	0	0	0
			0-3 K ③			0-3 K ③		0-3 K ①		3	0	0	0	0	3	1
			0-0 K ①			0-0 K ③		0-0 K ①		0	0	0	0	0	0	0

Inning Stats		R: 0	H: 1	R: 0	H: 0	R: 0	H: 1	R: 0	H: 0	R: 0	H: 0	R: 3	H: 6	R: 0	H: 0	R: 0	H: 0	R: 0	H: 0	
Bill Gullickson, R ERA: 3.97 (1, 1)		6.0	WLS: L	26	8	3	3	4	1	0	0	0	0	0	0	0	0	0	0	0
Bryn Smith, R ERA: 2.61 (7, 1)		2.0	WLS: L	6	0	0	0	2	0	0	0	0	0	0	0	0	0	0	0	0
PITCHER		IP	WLS	BF	H	R	ER	SO	BB	IBB	HBP	BLK	WP	HR	S	P	ERA	WHIP		
Bill Gullickson, R ERA: 3.97 (1, 1)		6.0	L	26	8	3	3	4	1	0	0	0	0	0	33	37	4.50	1.500		
Bryn Smith, R ERA: 2.61 (7, 1)		2.0	L	6	0	0	0	2	0	0	0	0	0	0	10	10	0.00	0.000		
PITCHER		IP	WLS	BF	H	R	ER	SO	BB	IBB	HBP	BLK	WP	HR	S	P	ERA	WHIP		
Bill Gullickson, R ERA: 3.97 (1, 1)		6.0	L	26	8	3	3	4	1	0	0	0	0	0	33	37	4.50	1.500		
Bryn Smith, R ERA: 2.61 (7, 1)		2.0	L	6	0	0	0	2	0	0	0	0	0	0	10	10	0.00	0.000		


BOTTOM

Montreal Expos @ New York Mets
Shea Stadium, Flushing, NY

Thu Jun 24 1982, 7:05 PM EDT
Att. 18,419 - Unknown

livebaseballscorecards.com

AB	31
R	3
H	8
RBI	3
BB	1
SO	6
LOB	9



WP: 0	PA: 32
PB: 0	SB: 1
CS: 0	

Batter	1	2	3	4	5	6	7	8	9	AB R H RBI BB SO LOB	TOP
Mookie Wilson, S OBP: 0.324, SLG: 0.363 (1, 8) X	0-0 6-3 ①			X 0-0 F8 ①		X 0-0 1B S ①			X 0-0 6-3 ①	4 0 1 0 0 0 0	New York Mets @ Philadelphia Phillies Veterans Stadium, Philadelphia, PA Fri Jun 25 1982, 7:05 PM EDT Unknown livebaseballscorecards.com
Bob Bailor, R OBP: 0.325, SLG: 0.346 (1, 4) X	0-0 1B CS ①			X 0-0 F7 ②		X 0-0 6-3 ③		X 0-0 F9 ②	4 0 1 0 0 0 1		
George Foster, R OBP: 0.343, SLG: 0.394 (1, 7) S S S	0-3 K ②			X 0-0 5-3 ③			BB BB BB 4-0 G5-4-3 BB ① ②	S S S 0-3 K ③	3 0 0 0 1 2 1		
Dave Kingman, R OBP: 0.301, SLG: 0.469 (1, 3) X	0-0 CS ③	0-0 5-3 ①			S S S 0-3 K ①		X 0-0 G5-4-3 ① ②		3 0 0 0 0 1 1		
John Stearns, R OBP: 0.366, SLG: 0.440 (1, 2) S S S	1-2		0-3 K ②		X 0-0 3-1 ②		BB BB BB 4-0 E S BB ① ②		2 0 0 0 1 1 0		
Ellis Valentine, R OBP: 0.243, SLG: 0.353 (1, 9) X			0-0 F9 ③		X 0-0 1B ③		X 0-0 3-1 ③		3 0 1 0 0 0 1		
Hubie Brooks, R OBP: 0.326, SLG: 0.337 (1, 5) X				X 0-0 F9 ①		X 0-0 F9 ③		X 0-0 6-3 ①	3 0 0 0 0 0 1		
Ron Gardenhire, R OBP: 0.266, SLG: 0.257 (1, 6) X						X 0-0 6-3 ①		X 0-0 6-3 ②	3 0 0 0 0 0 0		
Pete Falcone, L OBP: 0.138, SLG: 0.172 (1, 1) X						S S S 0-3 K ②		X 0-0 6-3 ③	3 0 0 0 0 1 0		
Inning Stats	R: 0 H: 1 E: 0 LOB: 0 K: 1 BB: 0 S: 5 P: 5	R: 0 H: 0 E: 0 LOB: 0 K: 1 BB: 0 S: 5 P: 5	R: 0 H: 0 E: 0 LOB: 0 K: 0 BB: 0 S: 3 P: 3	R: 0 H: 0 E: 0 LOB: 0 K: 0 BB: 0 S: 3 P: 3	R: 0 H: 1 E: 0 LOB: 1 K: 1 BB: 0 S: 6 P: 6	R: 0 H: 1 E: 0 LOB: 1 K: 1 BB: 0 S: 6 P: 6	R: 0 H: 0 E: 0 LOB: 1 K: 0 BB: 2 S: 2 P: 10	R: 0 H: 0 E: 0 LOB: 0 K: 0 BB: 0 S: 3 P: 3	R: 0 H: 0 E: 0 LOB: 0 K: 1 BB: 0 S: 5 P: 5	1B: 3 SF: 0 2B: 0 SAC: 0 3B: 0 DP: 1 HR: 0 HBP: 0	WP: 0 PA: 31 PB: 0 SB: 2 CS: 1
PITCHER Dick Ruthven, R (1, 1) ERA: 3.18	IP WLS BF H R ER SO BB IBB HBP BLK WP HR S P ERA WHIP										

New York Mets @ Philadelphia Phillies
 Veterans Stadium, Philadelphia, PA
 Fri Jun 25 1982, 7:05 PM EDT
 Unknown

AB 28
R 0
H 3
RBI 0
BB 2
SO 5
LOB 5



BOTTOM

New York Mets @ Philadelphia Phillies
Veterans Stadium, Philadelphia, PA

Fri Jun 25 1982, 7:05 PM EDT
Unknown

livebaseballscorecards.com

AB	30
R	1
H	6
RBI	1
BB	3
SO	2
LOB	10



WP: 0	PA: 33
PB: 0	
SB: 0	
CS: 1	

AB R H RBI BB SO LOB

4	0	0	0	0	0	0	
4	1	2	0	0	0	0	
3	0	1	0	1	0	1	
3	0	0	0	1	1	4	
4	0	3	0	0	0	0	
3	0	0	1	1	0	3	
3	0	0	0	0	0	1	
3	0	0	0	0	1	1	
3	0	0	0	0	0	0	
1B: 6	SF: 0	2B: 1	SAC: 0	3B: 0	DP: 2	HR: 0	HBP: 0

0-0	F9
0-0	F9
0-0	F9
0-0	F5
0-0	F2
0-0	5-3
0-0	F9
0-0	F5
0-0	F7
0-0	F4
0-0	F9
0-0	6-3

0-0	4-3
0-0	5-3
0-0	F9
4-0	1B
0-0	1B
0-0	G6-3
0-0	G6-3
0-0	F9

0-0	F9
0-0	F3
0-3	K
0-0	1-3
0-0	1-3
0-0	6-3
0-3	K
0-0	F9

0-0	6-3
0-0	6-3
4-0	FC6-4
0-0	FC6-4
0-0	F2
0-0	5-3
0-0	F9
0-0	L4
0-0	F9

0-0	6-3
0-0	6-3
4-0	FC6-4
0-0	FC6-4
0-0	F2
0-0	5-3
0-0	F9
0-0	L4
0-0	F9

0-0	6-3
0-0	6-3
4-0	FC6-4
0-0	FC6-4
0-0	F2
0-0	5-3
0-0	F9
0-0	L4
0-0	F9

0-0	6-3
0-0	6-3
4-0	FC6-4
0-0	FC6-4
0-0	F2
0-0	5-3
0-0	F9
0-0	L4
0-0	F9

Inning Stats	R: 0 E: 0 K: 0 S: 3	H: 0 LOB: 1 BB: 1 P: 7	R: 0 E: 0 K: 0 S: 3	H: 0 LOB: 0 BB: 0 P: 3	R: 0 E: 0 K: 0 S: 3	H: 0 LOB: 0 BB: 0 P: 3	R: 0 E: 0 K: 1 S: 5	H: 1 LOB: 1 BB: 0 P: 5	R: 0 E: 0 K: 1 S: 6	H: 1 LOB: 1 BB: 0 P: 6	R: 0 E: 0 K: 0 S: 3	H: 0 LOB: 0 BB: 0 P: 3	R: 0 E: 0 K: 0 S: 3	H: 0 LOB: 0 BB: 0 P: 3	R: 1 E: 0 K: 0 S: 5	H: 3 LOB: 3 BB: 1 P: 9	1B: 6 2B: 1 3B: 0 HR: 0	SF: 0 SAC: 0 DP: 2 HBP: 0
---------------------	------------------------------	---------------------------------	------------------------------	---------------------------------	------------------------------	---------------------------------	------------------------------	---------------------------------	------------------------------	---------------------------------	------------------------------	---------------------------------	------------------------------	---------------------------------	------------------------------	---------------------------------	----------------------------------	------------------------------------

PITCHER Pete Falcone, L ERA: 3.38	(1, 1)	IP	WLS	BF	H	R	ER	SO	BB	IBB	HBP	BLK	WP	HR	S	P	ERA	WHIP	PITCHER	IP	WLS	BF	H	R	ER	SO	BB	IBB	HBP	BLK	WP	HR	S	P	ERA	WHIP
--	--------	----	-----	----	---	---	----	----	----	-----	-----	-----	----	----	---	---	-----	------	----------------	----	-----	----	---	---	----	----	----	-----	-----	-----	----	----	---	---	-----	------

Batter	1	2	3	4	5	6	7	8	9	AB	R	H	RBI	BB	SO	LOB
Greg Gross, L (1, 8) OBP: 0.353, SLG: 0.339	0-0 CS 1B		0-0 F8	0-0 F7		0-3 K				4	0	1	0	0	1	3
Pete Rose, S (1, 3) OBP: 0.355, SLG: 0.378	0-0 F8			4-0 1B 2B BB	0-0 BB E 1B	0-0 F8				3	2	1	0	1	0	2
Gary Matthews, R (1, 7) OBP: 0.337, SLG: 0.419	0-3 K			0-0 2B 1B	4-0 FC5-4 BB					3	1	1	0	1	1	1
Bob Demier, R (8, 8) OBP: 0.348, SLG: 0.332	1-2 K			1-2 2B 1B	1-2 BB					0	0	0	0	0	0	0
Mike Schmidt, R (1, 5) OBP: 0.438, SLG: 0.484		0-0 1B		0-3 K	0-0 FC5-4 FC4-6					4	0	1	0	0	2	3
George Vukovich, L (1, 9) OBP: 0.277, SLG: 0.341		0-3 K		0-0 WP 1B 2B	0-0 FC4-6 1B					4	1	1	2	0	1	2
Ozzie Virgil, R (1, 2) OBP: 0.300, SLG: 0.448		0-0 F8		0-0 1B 1B	0-0 FC4-6 1B					4	1	2	1	0	0	1
Luis Aguayo, R (1, 4) OBP: 0.258, SLG: 0.414		0-0 5-3		0-0 1B 1B	0-0 FC4-6					4	0	1	0	0	0	3
Ivan De Jesus, R (1, 6) OBP: 0.298, SLG: 0.289			0-0 5-3	0-0 1B		0-0 E S 1B				4	0	2	1	0	1	0
Ed Farmer, R (1, 1)			0-0 6-3	0-3 K		0-0 L3				2	0	0	0	0	1	2
Ron Reed, R (6, 1)										1	0	0	0	0	0	1
Tug McGraw, R (9, 1)										0	0	0	0	0	0	0

Inning Stats	R: 0	H: 1	E: 0	LOB: 0	K: 1	S: 5	P: 5	R: 0	H: 1	E: 0	LOB: 1	K: 1	S: 6	R: 0	H: 0	E: 0	LOB: 0	K: 0	S: 3	R: 4	H: 5	E: 0	LOB: 2	K: 2	S: 12	R: 1	H: 2	E: 1	LOB: 2	K: 0	S: 5	R: 0	H: 1	E: 0	LOB: 1	K: 1	S: 6	R: 0	H: 0	E: 0	LOB: 0	K: 1	S: 5	R: 0	H: 0	E: 0	LOB: 0	K: 1	S: 5	R: 0	H: 0	E: 0	LOB: 0	K: 1	S: 5
Pat Zachry, R (1, 1) ERA: 4.72	3.1	WLS	BF	H	R	ER	SO	BB	IBB	HBP	BLK	WP	HR	S	P	ERA	WHIP																																						
Jesse Orosco, L (4, 1) ERA: 2.77	1.2	L	8	2	1	1	1	1	0	0	0	0	0	9	13	5.40	1.800																																						
Ed Lynch, R (6, 1) ERA: 3.94	2.0		7	1	0	0	2	0	0	0	0	0	0	11	11	0.00	0.500																																						
Tom Hausman, R (8, 1) ERA: 3.13	1.0		3	0	0	0	1	0	0	0	0	0	0	5	5	0.00	0.000																																						

BOTTOM

New York Mets @ Philadelphia Phillies
Veterans Stadium, Philadelphia, PA

Fri Jun 25 1982, 7:05 PM EDT
Att. 36,775 - Unknown

livebaseballscorecards.com

AB	33
R	5
H	10
RBI	4
BB	2
SO	7
LOB	18

WP: 1 PA: 35
PB: 0
SB: 1
CS: 1



Batter	1	2	3	4	5	6	7	8	9	AB R H RBI BB SO LOB	TOP
--------	---	---	---	---	---	---	---	---	---	----------------------	-----

Mookie Wilson, S OBP: 0.321, SLG: 0.363 (1, 8) X	0-0 G3		0-0 G3		0-0 4-3 1B 2B		0-0 5-3		4 1 1 0 0 0 0
John Stearns, R OBP: 0.357, SLG: 0.432 (1, 2) X	0-0 1B 2B		0-3 K		0-0 4-3 2-3		0-0 5-3		4 0 1 0 0 1 1
George Foster, R OBP: 0.351, SLG: 0.398 (1, 7) X	0-0 G5-4-3 2-3 1B		0-0 F9		0-0 E 1B		4-0 4-3 SH1-3 BB		3 0 2 1 1 0 0
Dave Kingman, R OBP: 0.300, SLG: 0.466 (1, 3) X	0-0 G5-4-3 1-2f			0-0 1B G4-6-3 1B	0-0 E6 1-2		0-0 SH1-3		3 1 1 0 0 0 3
Ellis Valentine, R OBP: 0.243, SLG: 0.350 (1, 9) X		0-0 F3		0-0 G4-6-3 1-2 1B	0-3 K		0-0 4-3		4 0 1 0 0 1 3
Joel Youngblood, R OBP: 0.277, SLG: 0.362 (1, 4) X		0-0 4-3 2B 1B		0-0 G4-6-3 1-2 2-3 1B	0-3 K		0-0 F8		4 1 2 0 0 1 1
Hubie Brooks, R OBP: 0.323, SLG: 0.333 (1, 5) X		0-0 4-3		0-0 G4-6-3 1-2f 2-3 3-H	0-3 K		0-0 F9		4 0 0 0 0 1 3
Ron Gardenhire, R OBP: 0.275, SLG: 0.273 Rusty Staub, L OBP: 0.294, SLG: 0.321 (1, 6) X (9, PH)		0-0 2-H 2B		0-0 F7	0-3 K		0-0 F9		3 0 1 1 0 1 1 1 0 0 0 0 0 0
Randy Jones, R OBP: 0.250, SLG: 0.160 Mike Jorgensen, L OBP: 0.353, SLG: 0.386 Terry Leach, R Terry Leach, R (7, 1) Gary Rajsich, L OBP: 0.266, SLG: 0.319 (9, PH)		0-0 L4		0-3 K		0-0 F6		0-0 F8	2 0 0 0 0 1 1 1 0 0 0 0 0 0 0 0 0 0 0 0 0 1 0 0 0 0 0 0

New York Mets @ Philadelphia Phillies
Veterans Stadium, Philadelphia, PA
Sat Jun 26 1982, 7:05 PM EDT
Unknown

AB	34
R	3
H	9
RBI	2
BB	1
SO	6
LOB	13



Inning Stats	R: 0 E: 0 K: 0 S: 4	H: 2 LOB: 1 BB: 0 P: 4	R: 1 E: 0 K: 0 S: 5	H: 2 LOB: 1 BB: 0 P: 5	R: 0 E: 0 K: 1 S: 5	H: 0 LOB: 0 BB: 0 P: 5	R: 1 E: 0 K: 0 S: 5	H: 3 LOB: 1 BB: 0 P: 5	R: 1 E: 1 K: 2 S: 10	H: 2 LOB: 2 BB: 0 P: 10	R: 0 E: 0 K: 3 S: 9	H: 0 LOB: 0 BB: 0 P: 9	R: 0 E: 0 K: 0 S: 3	H: 0 LOB: 0 BB: 0 P: 3	R: 0 E: 0 K: 0 S: 3	H: 0 LOB: 1 BB: 1 P: 7	R: 0 E: 0 K: 0 S: 3	H: 0 LOB: 0 BB: 0 P: 3	1B: 6 2B: 3 3B: 0 HR: 0	SF: 0 SAC: 1 DP: 2 HBP: 0	WP: 0 PB: 0 SB: 0 CS: 0	PA: 36
--------------	------------------------------	---------------------------------	------------------------------	---------------------------------	------------------------------	---------------------------------	------------------------------	---------------------------------	-------------------------------	----------------------------------	------------------------------	---------------------------------	------------------------------	---------------------------------	------------------------------	---------------------------------	------------------------------	---------------------------------	----------------------------------	------------------------------------	----------------------------------	--------

PITCHER	Marty Bystrom, R OBP: 0.248 (1, 1)	IP 9.0 WLS W BF 36 H 9 R 3 ER 3 SO 6 BB 1 IBB 0 HBP 0 BLK 0 WP 0 HR 0 S 47 P 51 ERA 3.00 WHIP 1.111	PITCHER		IP WLS BF H R ER SO BB IBB HBP BLK WP HR S P ERA WHIP
---------	--	---	---------	--	---

Batter	1	2	3	4	5	6	7	8	9	AB	R	H	RBI	BB	SO	LOB
Bob Demier, R OBP: 0.342, SLG: 0.326 (1, 8)	0-0 1-3		0-0 6-3	0-0 6-3			0-0 6-3			4	0	0	0	0	0	2
Pete Rose, S OBP: 0.354, SLG: 0.376 (1, 3)	0-0 F8		0-0 6-3	0-0 6-3			0-0 2B 1B			4	0	1	0	0	0	2
Gary Matthews, R OBP: 0.339, SLG: 0.435 (1, 7)	0-0 F8		0-0 HR		0-0 6-3		0-0 1-H 2B			4	1	2	1	0	0	0
Mike Schmidt, R OBP: 0.444, SLG: 0.484 (1, 5)		0-0 1B FC4-6	4-0 FC6-4 BB		4-0 1B BB		0-3 K			2	2	1	0	2	1	1
Bill Robinson, R OBP: 0.293, SLG: 0.446 (1, 9)		0-0 FC4-6 1B	0-0 FC6-4		0-0 L6			0-0 F4		4	0	1	0	0	0	2
Ozzie Virgil, R OBP: 0.324, SLG: 0.438 (1, 2)		0-0 FC4-6 1B		4-0 1B BB		0-0 1B		0-0 1-3		3	1	1	2	1	0	1
Manny Trillo, R OBP: 0.308, SLG: 0.301 (1, 4)		0-0 FC1-6 1B		0-0 SH1-3 1B				0-0 CS 1B		4	0	3	0	0	0	0
Ivan De Jesus, R OBP: 0.299, SLG: 0.290 (1, 6)		0-0 FC1-6 FC6-4		0-0 SH1-3 1B			0-0 F8			3	0	1	1	0	0	3
Marty Bystrom, R (1, 1)		0-0 FC6-4		0-0 SH1-3			0-3 K			2	0	0	0	0	1	2

Inning Stats	R: 0	H: 0	E: 0	K: 0	S: 3	R: 1	H: 3	E: 0	K: 0	S: 6	R: 1	H: 1	E: 0	K: 0	S: 4	R: 1	H: 2	E: 0	K: 0	S: 5	R: 1	H: 1	E: 1	K: 0	S: 3	R: 0	H: 1	E: 0	K: 1	S: 5	R: 0	H: 2	E: 0	K: 1	S: 6	R: 0	H: 0	E: 0	K: 0	S: 3
	LOB: 0	BB: 0	P: 3	LOB: 2	BB: 0	P: 6	LOB: 2	BB: 1	P: 9	LOB: 0	BB: 0	P: 5	LOB: 1	BB: 1	P: 7	LOB: 1	BB: 0	P: 6	LOB: 0	BB: 0	P: 5	LOB: 0	BB: 0	P: 3	LOB: 0	BB: 0	P: 3	LOB: 0	BB: 0	P: 3	SF: 0	SAC: 1	DP: 0	HBP: 0	WP: 0	PA: 34				

PITCHER	IP	WLS	BF	H	R	ER	SO	BB	IBB	HBP	BLK	WP	HR	S	P	ERA	WHIP
Randy Jones, L ERA: 4.57 (1, 1)	6.0	L	27	8	4	3	1	3	0	0	0	0	1	26	38	4.50	1.833
Terry Leach, R ERA: (7, 1)	2.0		7	2	0	0	1	0	0	0	0	0	0	9	9	0.00	1.000

BOTTOM

New York Mets @ Philadelphia Phillies
Veterans Stadium, Philadelphia, PA
 Sat Jun 26 1982, 7:05 PM EDT
 Unknown

livebaseballscorecards.com

AB	30
R	4
H	10
RBI	4
BB	3
SO	2
LOB	13



Batter	1	2	3	4	5	6	7	8	9	AB R H RBI BB SO LOB	TOP																
Mookie Wilson, S (1, 8) OBP: 0.317, SLG: 0.358	0-0 4-3			0-0 6-3			0-3 K	0-0 FC5 1B		4 1 0 1 0 1 2																	
John Stearns, R (1, 2) OBP: 0.356, SLG: 0.426	0-0 3-1			0-0 6-3			0-3 K	4-0 1B BB		3 0 0 0 1 1 0																	
George Foster, R (1, 7) OBP: 0.353, SLG: 0.403	0-3 K			0-0 F4			0-0 1B	0-0 1B		4 1 2 2 0 1 0																	
Dave Kingman, R (1, 3) OBP: 0.300, SLG: 0.462				0-0 F4			0-0 1B	0-0 F4		4 0 1 1 0 1 2																	
Joel Youngblood, R (1, 9) OBP: 0.276, SLG: 0.359				0-0 F8			0-0 FC6-4			4 0 1 0 0 1 1																	
Hubie Brooks, R (1, 5) OBP: 0.322, SLG: 0.332				0-0 K			0-0 FC6-4			4 1 1 0 0 1 1																	
Wally Backman, S (1, 4) OBP: 0.348, SLG: 0.339				0-3 K			0-0 G1			4 0 1 0 0 1 1																	
Ron Gardenhire, R (1, 6) OBP: 0.272, SLG: 0.270				0-0 4-3			0-3 K			2 0 0 0 0 1 0																	
Rusty Staub, L (8, PH) OBP: 0.290, SLG: 0.316										1 0 0 0 0 0 2																	
Bob Bailor, R (8, 6) OBP: 0.329, SLG: 0.350										1 0 1 0 0 0 0																	
Mike Scott, R (1, 1) OBP: 0.138, SLG: 0.179				0-3 K			0-3 K			1 0 0 0 0 1 0																	
Gary Raisch, L (8, PH) OBP: 0.263, SLG: 0.315										1 0 0 0 0 1 0																	
Jesse Orosco, R (6, 1) OBP: 0.095, SLG: 0.386										0 0 0 0 0 0 0																	
Mike Jorgensen, L (8, PH) OBP: 0.333, SLG: 0.200										0 1 0 0 1 0 0																	
Neil Allen, R (8, 1) OBP: 0.333, SLG: 0.200										0 0 0 0 0 0 0																	
Ellis Valentine, R (8, PH) OBP: 0.242, SLG: 0.347										1 0 0 0 0 0 2																	
Inning Stats	R: 0 E: 0 K: 1 S: 5	H: 0 LOB: 0 BB: 0 P: 5	R: 0 E: 0 K: 2 S: 7	H: 0 LOB: 0 BB: 0 P: 7	R: 0 E: 0 K: 2 S: 7	H: 0 LOB: 0 BB: 0 P: 7	R: 0 E: 0 K: 0 S: 3	H: 0 LOB: 0 BB: 0 P: 3	R: 0 E: 0 K: 1 S: 5	H: 0 LOB: 0 BB: 0 P: 5	R: 0 E: 0 K: 2 S: 7	H: 0 LOB: 0 BB: 0 P: 7	R: 1 E: 0 K: 2 S: 9	H: 2 LOB: 1 BB: 0 P: 9	R: 3 E: 0 K: 0 S: 6	H: 3 LOB: 2 BB: 2 P: 14	R: 0 E: 0 K: 0 S: 5	H: 2 LOB: 2 BB: 0 P: 5	1B: 6 2B: 1 3B: 0 HR: 0	SF: 0 SAC: 0 DP: 0 HBP: 0	WP: 1 PB: 0 SB: 0 CS: 0	PA: 36					
PITCHER	IP WLS BF H R ER SO BB IBB HBP BLK WP HR S P ERA WHIP																										
Larry Christenson, R (1, 1) ERA: 3.51	7.1		27	4	4	4	10	1	0	0	0	1	0	46	50	4.91	0.682										
Tug McGraw, L (8, 1) ERA:	1.2	W	9	3	0	0	0	1	0	0	0	0	0	8	12	0.00	2.400										

New York Mets @ Philadelphia Phillies
 Veterans Stadium, Philadelphia, PA
 Sat Jun 26 1982, 7:05 PM EDT
 Att. 45,513 - Unknown

livebaseballscorecards.com

AB	34
R	4
H	7
RBI	4
BB	2
SO	10
LOB	11



BOTTOM

New York Mets @ Philadelphia Phillies
Veterans Stadium, Philadelphia, PA

livebaseballscorecards.com

AB	29
R	7
H	9
RBI	7
BB	5
SO	0
LOB	9



WP:	0	PA:	37
PB:	0	SB:	3
CS:	1		

Sat Jun 26 1982, 7:05 PM EDT
Att. 45,513 - Unknown

AB	R	H	RBI	BB	SO	LOB
3	1	1	1	1	0	0
4	0	1	0	0	0	1
2	2	1	2	1	0	0
0	0	0	0	0	0	0
4	1	1	2	0	0	1
4	1	2	0	0	0	0
3	1	0	0	1	0	1
3	0	1	0	1	0	2
3	1	2	1	1	0	0
2	0	0	0	0	0	2
1	0	0	1	0	0	2
1B:	7	SF:	1			
2B:	1	SAC:	1			
3B:	0	DP:	1			
HR:	2	HBP:	0			

Batter	1	2	3	4	5	6	7	8	9							
Greg Cross, L OBP: 0.361, SLG: 0.338 (1, 8) (9, 7)	0-0 G3 ①		0-0 F7 ①		0-0 1B S SF9 2-H 1B		4-0 FC6 BB									
Pete Rose, S OBP: 0.352, SLG: 0.374 (1, 3)	0-0 F7 ②		0-0 6-3 ②		0-0 1B 1-3		0-0 FC6 ③ 1-2f									
Gary Matthews, R OBP: 0.341, SLG: 0.447 Bob Dernier, R OBP: 0.342, SLG: 0.326 (1, 7) (9, 8)	0-0 G3 ③		0-0 HR		0-0 SF9 ② 3-H		4-0 HR BB									
Mike Schmidt, R OBP: 0.440, SLG: 0.495 (1, 5)		0-0 F7 ①	0-0 6-3 ③		0-0 F7 ③		0-0 HR 1-H									
Bo Diaz, R OBP: 0.353, SLG: 0.504 (1, 2)		0-0 FC5-4 1B		0-0 6-3 ①		0-0 4-3 ①		0-0 S BB FC4-6-3-2 1B								
George Yukovich, L OBP: 0.276, SLG: 0.330 (1, 9)		0-0 FC5-4 1B 1-2f		0-0 4-3 ②		0-0 6-3 ②		4-0 S FC4-6-3-2 BB								
Luis Aguayo, R OBP: 0.286, SLG: 0.406 (1, 4)		0-0 1B 1-2		0-0 6-3 ③		4-0 CS BB		0-0 5-3 ① 1-2 2-3								
Ivan De Jesus, R OBP: 0.305, SLG: 0.294 (1, 6)		0-0 1B 1-2 2-H		0-0 SH1-3 1B		0-0 CS ③ 1-2	0-0 4-3 ①	4-0 FC4-6-3-2 IBB								
Larry Christenson, R OBP: 0.061, SLG: 0.091 Tug McGraw, R (8, 1)		0-0 F5 ③		0-0 SH1-3 ① 1-2			0-0 F4 ②	0-0 FC4-6-3-2 ③ 1-2 2-H 3-H								
Inning Stats	R: 0 E: 0 K: 0 S: 3	H: 0 LOB: 0 BB: 0 P: 3	R: 1 E: 0 K: 0 S: 6	H: 3 LOB: 2 BB: 0 P: 6	R: 1 E: 0 K: 0 S: 4	H: 1 LOB: 0 BB: 0 P: 4	R: 0 E: 0 K: 0 S: 3	H: 0 LOB: 0 BB: 0 P: 3	R: 2 E: 0 K: 0 S: 6	H: 3 LOB: 1 BB: 0 P: 6	R: 0 E: 0 K: 0 S: 2	H: 0 LOB: 0 BB: 1 P: 6	R: 0 E: 0 K: 0 S: 3	H: 0 LOB: 1 BB: 1 P: 7	R: 3 E: 0 K: 0 S: 4	H: 2 LOB: 1 BB: 3 P: 16

PITCHER	IP	WLS	BF	H	R	ER	SO	BB	IBB	HBP	BLK	WP	HR	S	P	ERA	WHIP
Mike Scott, R ERA: 4.66 (1, 1)	5.0		22	7	4	4	0	0	0	0	0	0	1	22	22	7.20	1.400
Jesse Orosco, L ERA: 2.66 (6, 1)	2.0		7	0	0	0	0	2	0	0	0	0	0	5	13	0.00	1.000
Neil Allen, R ERA: 2.82 (8, 1)	1.0	L	7	2	3	3	0	2	1	0	0	0	1	4	16	27.00	4.000

Batter	1	2	3	4	5	6	7	8	9	AB R H RBI BB SO LOB	TOP											
Mookie Wilson, S OBP: 0.318, SLG: 0.358 (1, 8)	0-0 BB 1B		0-0 F7		0-0 1-2 2-3 3-H 1B		0-3 K		0-0 F6	5 0 2 1 0 1 1												
John Stearns, R OBP: 0.357, SLG: 0.431 (1, 2)	4-0 1-2 BB		0-0 F7		0-3 K		0-0 6-3		0-0 1-H 1B 3B	4 1 1 1 1 1 3												
George Foster, R OBP: 0.354, SLG: 0.407 (1, 7)	0-0 F9			0-0 F7	0-0 4-3		0-0 2B		0-0 3-H 1B	5 0 2 1 0 0 5												
Dave Kingman, R OBP: 0.294, SLG: 0.452 (1, 3)	0-3 K			0-0 F9		0-3 K		0-0 F3	0-0 F9	5 0 0 0 0 2 4												
Joel Youngblood, R OBP: 0.274, SLG: 0.353 (1, 9) (5, 5)	0-0 F7			0-0 F9		0-0 1B BB 1B		0-3 K	0-0 F3	5 0 1 0 0 1 3												
Hubie Brooks, R Tom Hausman, R Gary Rajsich, L Pat Zachry, R Rusty Staub, L Neil Allen, R OBP: 0.319, SLG: 0.329 OBP: 0.259, SLG: 0.311 OBP: 0.288, SLG: 0.310 OBP: 0.333, SLG: 0.200 (1, 5) (5, 1) (6, PH) (6, 1) (8, PH) (8, 1)		0-0 F8			0-0 6-3		0-3 K			2 0 0 0 0 0 0 0 0 0 0 0 0 0 1 0 0 0 0 0 1 1 0 0 0 0 0 0 0 0 1 0 0 0 0 0 1 0 0 0 0 0 0 0 0 0												
Wally Backman, S OBP: 0.356, SLG: 0.351 (1, 4)		0-0 F7			0-0 BB BB 1B 1B		4-0 1B BB		0-0 2B	3 1 2 0 1 0 0												
Ron Gardenhire, R OBP: 0.277, SLG: 0.271 (1, 6)		0-0 F8			4-0 1B BB BB		0-0 1-2 2-3 1B		0-0 F7	3 0 1 0 1 0 1												
Craig Swan, R Ed Lynch, R Mike Jorgensen, L OBP: 0.200, SLG: 0.077 OBP: 0.382, SLG: 0.391 (1, 1) (3, 1) (5, PH) (5, 9)			0-0 F9		4-0 1-2 2-3 1B BB		0-3 K		0-0 3B 1B	1 0 0 0 0 0 0 0 0 0 0 0 0 0 2 1 1 0 1 1 3												
Inning Stats	R: 0 E: 0 K: 1 S: 6	H: 1 LOB: 2 BB: 1 P: 10	R: 0 E: 0 K: 0 S: 3	H: 0 LOB: 0 BB: 0 P: 3	R: 0 E: 0 K: 0 S: 3	H: 0 LOB: 0 BB: 0 P: 3	R: 1 E: 0 K: 1 S: 7	H: 2 LOB: 3 BB: 2 P: 15	R: 0 E: 0 K: 3 S: 11	H: 2 LOB: 3 BB: 1 P: 15	R: 0 E: 0 K: 1 S: 6	H: 1 LOB: 1 BB: 0 P: 6	R: 0 E: 0 K: 2 S: 8	H: 1 LOB: 1 BB: 0 P: 8	R: 2 E: 0 K: 0 S: 6	H: 3 LOB: 1 BB: 0 P: 6	1B: 7 2B: 2 3B: 1 HR: 0	SF: 0 SAC: 0 DP: 0 HBP: 0	WP: 0 PB: 0 SB: 0 CS: 0	PA: 41		
PITCHER Mike Krukow, R Ron Reed, R ERA: 2.65 ERA: 3.17 (1, 1) (8, 1)	IP WLS BF H R ER SO BB IBB HBP BLK WP HR S P ERA WHIP	7.0 W 31 6 1 1 6 4 0 0 0 0 0 0 39 55 1.29 1.429	2.0 10 4 2 2 2 0 0 0 0 0 0 0 14 14 9.00 2.000																			

New York Mets @ Philadelphia Phillies
Veterans Stadium, Philadelphia, PA
Sun Jun 27 1982, 3:33 AM EDT
Att. 43,134 - Unknown

livebaseballscorecards.com

AB	37
R	3
H	10
RBI	3
BB	4
SO	8
LOB	21



Batter	1	2	3	4	5	6	7	8	9	AB R H RBI BB SO LOB	TOP
--------	---	---	---	---	---	---	---	---	---	----------------------	-----

Mookie Wilson, S (1, 8) OBP: 0.316, SLG: 0.354	0-0 1-3		0-0 4-3		0-3 K	4-0 1B 2B BB		0-3 K		4 1 0 0 1 2 0	
John Stearns, R (1, 2) OBP: 0.357, SLG: 0.431	0-0 F9		0-0 1B		0-0 6-3	0-0 2B 1B		0-0 5-3		5 1 2 1 0 0 0	
Rusty Staub, L (1, 3) OBP: 0.293, SLG: 0.333 Ellis Valentine, R (8, PR) OBP: 0.242, SLG: 0.347 (8, 9)	0-0 F8		0-0 F5		0-0 E3 BB 1B	0-0 2B		0-0 FC6-4 1B		5 0 2 2 0 0 1 0 0 0 0 0 0 0	

George Foster, R (1, 7) OBP: 0.355, SLG: 0.407		0-0 2B 1B	0-3 K		0-0 1B	0-0 F8		0-0 FC6-4		5 0 2 0 0 1 3	
Mike Jorgensen, L (1, 9) OBP: 0.363, SLG: 0.367 (8, 3)		0-0 F8		4-0 1B 4-3 BB	4-0 1B 2-3 BB		0-0 4-3		0-0 P1	3 0 0 0 2 0 1	
Phil Mankowski, L (1, 5)		0-0 P4		0-0 F7	0-0 3-1		0-0 F9		0-0 F8	5 0 0 0 0 0 5	

Wally Backman, S (1, 4) OBP: 0.362, SLG: 0.370		0-0 2B		0-0 4-3		0-0 WP 1B 2B		0-0 HR 1B		5 2 3 0 0 1 1	
Ron Gardenhire, R (1, 6) OBP: 0.286, SLG: 0.293		4-0 FC1-6 IBB		0-0 1B		0-0 B3 2-3		0-0 HR		3 1 2 2 1 0 1	
Charlie Puleo, R (1, 1) OBP: 0.154, SLG: 0.120 Joel Youngblood, R (6, PH) OBP: 0.272, SLG: 0.351 Terry Leach, R (6, 1)		0-0 FC1-6		0-3 K		0-3 K		0-3 K		2 0 0 0 0 1 5 1 0 0 0 0 1 1 1 0 0 0 0 1 0	

Inning Stats	R: 0 E: 0 K: 0 S: 3	H: 0 LOB: 0 BB: 0 P: 3	R: 0 E: 0 K: 0 S: 5	H: 2 LOB: 3 BB: 1 P: 9	R: 0 E: 0 K: 1 S: 6	H: 1 LOB: 1 BB: 0 P: 6	R: 0 E: 0 K: 1 S: 6	H: 1 LOB: 2 BB: 1 P: 10	R: 0 E: 1 K: 1 S: 7	H: 1 LOB: 3 BB: 1 P: 11	R: 3 E: 0 K: 1 S: 8	H: 3 LOB: 1 BB: 1 P: 12	R: 2 E: 0 K: 1 S: 7	H: 2 LOB: 0 BB: 0 P: 7	R: 0 E: 0 K: 1 S: 6	H: 1 LOB: 1 BB: 0 P: 6	R: 0 E: 0 K: 1 S: 5	H: 0 LOB: 0 BB: 0 P: 5	1B: 7 2B: 3 3B: 0 HR: 1	SF: 0 SAC: 0 DP: 0 HBP: 0	WP: 1 PB: 0 SB: 0 CS: 0	PA: 43
--------------	------------------------------	---------------------------------	------------------------------	---------------------------------	------------------------------	---------------------------------	------------------------------	----------------------------------	------------------------------	----------------------------------	------------------------------	----------------------------------	------------------------------	---------------------------------	------------------------------	---------------------------------	------------------------------	---------------------------------	----------------------------------	------------------------------------	----------------------------------	--------

PITCHER	IP	WLS	BF	H	R	ER	SO	BB	IBB	HBP	BLK	WP	HR	S	P	ERA	WHIP	PITCHER	IP	WLS	BF	H	R	ER	SO	BB	IBB	HBP	BLK	WP	HR	S	P	ERA	WHIP					
Steve Rogers, R (1, 1) ERA: 1.87	5.2		30	8	3	3	4	3	1	0	0	1	0	34	50	4.76	1.941																							
Ray Burris, R (6, 1) ERA: 4.9	1.1	L	6	2	2	2	1	0	0	0	0	0	1	8	8	13.50	1.500																							
Jeff Reardon, R (8, 1) ERA: 1.66	2.0		7	1	0	0	2	0	0	0	0	0	0	11	11	0.00	0.500																							

New York Mets @ Montreal Expos
Olympic Stadium, Montreal, QB
Tue Jun 29 1982, 7:05 PM EDT
Att. 29,194 - Unknown

livebaseballscores.com

AB	39
R	5
H	11
RBI	5
BB	4
SO	7
LOB	18



Batter	1	2	3	4	5	6	7	8	9	AB R H RBI BB SO LOB
--------	---	---	---	---	---	---	---	---	---	----------------------

<p>Jerry White, S (1, 7) OBP: 0.316, SLG: 0.411</p> <p>Dan Norman, R (7, PR) OBP: 0.344, SLG: 0.483</p> <p>(8, 7)</p>	<p>0-0</p>		<p>0-0</p>		<p>0-0</p>		<p>0-0</p>		<p>0-3</p>	<p>4 1 4 0 0 0 0</p> <p>1 0 0 0 0 1 1</p>
<p>Frank Taveras, R (1, 4) OBP: 0.220, SLG: 0.222</p> <p>Jeff Reardon, R (8, 1) OBP: 0.250, SLG: 0.500</p> <p>John Milner, L (9, PH) OBP: 0.241, SLG: 0.125</p>	<p>0-0</p>		<p>0-0</p>		<p>0-0</p>		<p>0-0</p>		<p>0-0</p>	<p>3 0 0 0 0 0 3</p> <p>0 0 0 0 0 0 0</p> <p>1 0 0 0 0 0 1</p>
<p>Andre Dawson, R (1, 8) OBP: 0.353, SLG: 0.495</p>	<p>0-0</p>		<p>4-0</p>		<p>0-0</p>		<p>0-0</p>		<p>0-0</p>	<p>4 2 1 1 1 0 4</p>
<p>Al Oliver, L (1, 3) OBP: 0.390, SLG: 0.544</p>	<p>0-0</p>		<p>4-0</p>		<p>0-0</p>		<p>0-0</p>			<p>3 1 2 3 1 0 2</p>
<p>Gary Carter, R (1, 2) OBP: 0.371, SLG: 0.521</p>	<p>0-0</p>		<p>4-0</p>		<p>4-0</p>			<p>0-0</p>		<p>2 0 1 0 2 0 1</p>
<p>Warren Cromartie, L (1, 9) OBP: 0.338, SLG: 0.394</p>		<p>0-0</p>	<p>0-0</p>		<p>0-0</p>			<p>0-0</p>		<p>4 0 0 0 0 0 5</p>
<p>Tim Wallach, R (1, 5) OBP: 0.336, SLG: 0.451</p>		<p>0-0</p>		<p>0-0</p>		<p>0-3</p>		<p>0-0</p>		<p>4 0 1 0 0 1 1</p>
<p>Chris Speier, R (1, 6) OBP: 0.285, SLG: 0.341</p>		<p>0-0</p>		<p>0-3</p>		<p>0-3</p>		<p>0-0</p>		<p>4 0 0 0 0 2 2</p>
<p>Steve Rogers, R (1, 1) OBP: 0.256, SLG: 0.162</p> <p>Ray Burris, R (6, 1) OBP: 0.333, SLG: 0.313</p> <p>Mike Gates, L (8, 4) OBP: 0.333, SLG: 0.386</p>		<p>0-0</p>		<p>0-3</p>		<p>0-3</p>		<p>0-0</p>		<p>2 0 0 0 0 1 1</p> <p>1 0 0 0 0 1 0</p> <p>1 0 1 0 0 0 0</p>

Inning Stats	R: 2	H: 3	E: 0	K: 5	LOB: 0	BB: 0	P: 5	R: 0	H: 1	E: 1	K: 0	S: 4	LOB: 1	BB: 0	P: 4	R: 0	H: 1	E: 0	K: 0	S: 3	R: 0	H: 2	E: 0	K: 5	LOB: 1	BB: 1	P: 9	R: 0	H: 0	E: 0	K: 3	S: 9	R: 0	H: 1	E: 0	K: 0	S: 4	R: 0	H: 1	E: 0	K: 0	S: 4	R: 0	H: 1	E: 0	K: 1	S: 6	1B: 7	2B: 2	3B: 1	HR: 1	SF: 0	SAC: 1	DP: 1	HBP: 0	WP: 0	PA: 39
--------------	------	------	------	------	--------	-------	------	------	------	------	------	------	--------	-------	------	------	------	------	------	------	------	------	------	------	--------	-------	------	------	------	------	------	------	------	------	------	------	------	------	------	------	------	------	------	------	------	------	------	-------	-------	-------	-------	-------	--------	-------	--------	-------	--------

PITCHER	IP	WLS	BF	H	R	ER	SO	BB	IBB	HBP	BLK	WP	HR	S	P	ERA	WHIP
Charlie Puleo, R (1, 1) ERA: 4.05	5.0		24	7	4	4	2	4	0	0	0	0	1	24	40	7.20	2.200
Terry Leach, R (6, 1) ERA:	4.0	W	15	3	0	0	4	0	0	0	0	0	0	23	23	0.00	0.750

BOTTOM

New York Mets @ Montreal Expos
Olympic Stadium, Montreal, QB
Tue Jun 29 1982, 7:05 PM EDT
Att. 29,194 - Unknown

livebaseballscores.com

AB	34
R	4
H	10
RBI	4
BB	4
SO	6
LOB	21



Batter	1	2	3	4	5	6	7	8	9	AB R H RBI BB SO LOB	TOP											
Mookie Wilson, S (1, 8) OBP: 0.314, SLG: 0.351	0-0 F8		0-0 E 1B	0-3 K			0-0 G3		0-3 K	5 0 1 0 0 2 1												
John Stearns, R (1, 2) OBP: 0.356, SLG: 0.426	4-0 2B BB		0-0 E3 1-3			0-0 F8	0-0 F9			3 0 0 0 1 0 1												
Rusty Staub, L (1, 3) OBP: 0.316, SLG: 0.364	0-0 1-3 2B		0-0 L4			4-0 BB		0-0 BB 1B		3 0 2 0 1 0 2												
George Foster, R (1, 7) OBP: 0.350, SLG: 0.401	0-3 K		0-0 F5			0-3 K		0-3 K		4 0 0 0 0 3 6												
Mike Jorgensen, L (1, 9) OBP: 0.391, SLG: 0.365	4-0 BB		0-3 K			0-0 F5		0-0 BB 1B		3 0 1 0 1 1 3												
Phil Mankowski, L (1, 5) Dave Kingman, R (8, PH) Bob Bailor, R (8, 5) OBP: 0.297, SLG: 0.452 OBP: 0.329, SLG: 0.350	0-3 K			0-0 P6		0-0 F9		4-0 BB 1B		3 0 0 0 0 1 3 0 0 0 0 1 0 0 0 0 0 0 0 0 0												
Wally Backman, S (1, 4) OBP: 0.360, SLG: 0.364		0-0 4-3		4-0 BB 3B		0-0 6-3		0-0 G6-4-3 BB		3 1 0 0 1 0 3												
Ron Gardenhire, R (1, 6) OBP: 0.286, SLG: 0.303		0-3 K		0-0 1-H 3B		0-0 P4		0-0 6-3		4 0 1 1 0 1 0												
Pete Falcone, L (1, 1) Ed Lynch, R (7, 1) Gary Rajsich, L (9, PH) OBP: 0.125, SLG: 0.156 OBP: 0.256, SLG: 0.307		0-3 K		0-3 K			0-3 K		0-0 F2	3 0 0 0 0 3 1 0 0 0 0 0 0 0 1 0 0 0 0 0 0												
Inning Stats	R: 0 E: 0 K: 2 S: 8	H: 1 LOB: 3 BB: 2 P: 16	R: 0 E: 0 K: 2 S: 7	H: 0 LOB: 0 BB: 0 P: 7	R: 0 E: 1 K: 1 S: 7	H: 1 LOB: 2 BB: 0 P: 7	R: 1 E: 0 K: 2 S: 8	H: 1 LOB: 1 BB: 1 P: 12	R: 0 E: 0 K: 1 S: 5	H: 0 LOB: 1 BB: 1 P: 9	R: 0 E: 0 K: 0 S: 3	H: 0 LOB: 0 BB: 0 P: 3	R: 0 E: 0 K: 1 S: 5	H: 0 LOB: 0 BB: 0 P: 5	R: 0 E: 0 K: 1 S: 6	H: 2 LOB: 2 BB: 1 P: 10	R: 0 E: 0 K: 1 S: 5	H: 0 LOB: 0 BB: 0 P: 5	1B: 3 2B: 1 3B: 1 HR: 0	SF: 0 SAC: 0 DP: 1 HBP: 0	WP: 0 PB: 0 SB: 0 CS: 0	PA: 37
PITCHER	IP WLS BF H R ER SO BB IBB HBP BLK WP HR S P ERA WHIP																					
Bill Gullickson, R (1, 1) ERA: 3.79	7.1 W 32 5 1 1 10 4 0 0 0 0 0 0 48 64 1.23 1.227																					
Jeff Reardon, R (8, 1) ERA: 1.6	1.2 S 5 0 0 0 1 1 0 0 0 0 0 0 6 10 0.00 0.600																					

New York Mets @ Montreal Expos
Olympic Stadium, Montreal, QB
 Wed Jun 30 1982, 7:05 PM EDT
 Att. 22,385 - Unknown

AB	32
R	1
H	5
RBI	1
BB	5
SO	11
LOB	20



WP: 0	PA: 37
PB: 0	
SB: 0	
CS: 0	

Batter	1	2	3	4	5	6	7	8	9	AB	R	H	RBI	BB	SO	LOB
Tim Raines, S OBP: 0.362, SLG: 0.387 (1, 7)	0-0 F8		0-0 P3			0-0 CS 1B		0-0 F8		4	0	1	0	0	0	0
Frank Taveras, R OBP: 0.222, SLG: 0.259 (1, 4)	0-0 F9		0-0 F7			0-0 6-3 1-2		0-0 3B		4	0	1	0	0	0	1
Tim Wallach, R OBP: 0.335, SLG: 0.460 (1, 5)	0-0 HR			0-0 F7			0-0 P4	0-0 6-3		4	1	1	1	0	0	1
Al Oliver, L OBP: 0.389, SLG: 0.545 (1, 3)	0-0 F8			0-0 F8			0-0 1B 2B			3	1	1	0	0	0	0
Gary Carter, R OBP: 0.375, SLG: 0.534 (1, 2)		0-0 HR		0-0 F7			4-0 1B WP IBB			2	2	1	1	1	0	0
Warren Cromartie, L OBP: 0.338, SLG: 0.394 (1, 9)		0-0 F7			0-0 P1		0-0 WP BB 1-3 2-H 1B			3	0	1	1	0	0	0
Dan Norman, R OBP: 0.343, SLG: 0.452 (1, 8)		0-0 6-3			0-3 K		4-0 BB BB BB 1-2 L6-3 BB			2	0	0	0	1	1	0
Chris Speier, R OBP: 0.282, SLG: 0.336 (1, 6)		0-0 F9			0-3 K		0-0 L6-3 1-2 2-3 3-H			3	0	0	0	0	1	2
Bill Gullickson, R OBP: 0.063, SLG: 0.063 Jeff Reardon, R OBP: 0.200, SLG: 0.400 (1, 1) (8, 1)			0-3 K			0-3 K		0-0 4-3		2	0	0	0	0	2	0
										1	0	0	0	0	0	0

Inning Stats	R: 1 E: 0 K: 0 S: 4	H: 1 LOB: 0 BB: 0 P: 4	R: 1 E: 0 K: 0 S: 4	H: 1 LOB: 0 BB: 0 P: 4	R: 0 E: 0 K: 1 S: 5	H: 0 LOB: 0 BB: 0 P: 5	R: 0 E: 0 K: 0 S: 3	H: 0 LOB: 0 BB: 0 P: 3	R: 0 E: 0 K: 2 S: 7	H: 0 LOB: 0 BB: 0 P: 7	R: 0 E: 0 K: 1 S: 5	H: 1 LOB: 0 BB: 0 P: 5	R: 2 E: 0 K: 0 S: 4	H: 2 LOB: 1 BB: 2 P: 12	R: 0 E: 0 K: 0 S: 4	H: 1 LOB: 1 BB: 0 P: 4
--------------	------------------------------	---------------------------------	------------------------------	---------------------------------	------------------------------	---------------------------------	------------------------------	---------------------------------	------------------------------	---------------------------------	------------------------------	---------------------------------	------------------------------	----------------------------------	------------------------------	---------------------------------

PITCHER	IP	WLS	BF	H	R	ER	SO	BB	IBB	HBP	BLK	WP	HR	S	P	ERA	WHIP
Pete Falcone, L ERA: 3.53 (1, 1)	6.1	L	25	5	4	4	4	1	1	0	0	0	2	31	39	5.68	0.947
Ed Lynch, R ERA: 3.86 (7, 1)	1.2		5	1	0	0	0	0	0	0	0	1	0	5	5	0.00	0.600


BOTTOM

New York Mets @ Montreal Expos

Olympic Stadium, Montreal, QB

Wed Jun 30 1982, 7:05 PM EDT
Att. 22,385 - Unknown

AB	28
R	4
H	6
RBI	3
BB	2
SO	4
LOB	4



1B: 2	SF: 0	WP: 1	PA: 30
2B: 2	SAC: 0	PB: 0	
3B: 1	DP: 1	SB: 0	
HR: 2	HBP: 0	CS: 1	

WP	HR	S	P	ERA	WHIP
1	0	0	0		

Batter	1	2	3	4	5	6	7	8	9	AB R H RBI BB SO LOB	TOP																					
Mookie Wilson, S OBP: 0.311, SLG: 0.346 (1, 8) X	0-0 6-3 ①		0-0 E5 1B 2-H		0-0 L5			0-3 K ①		4 1 0 0 0 1 1	New York Mets @ Montreal Expos Olympic Stadium, Montreal, QB Thu Jul 01 1982, 3:33 AM EDT Att: 30,287 - Unknown																					
Bob Bailor, R OBP: 0.333, SLG: 0.354 (1, 5) X	0-0 F7		0-0 1B 2-H 1B			0-0 5-3 ①		0-0 1B		4 0 2 1 0 0 0																						
John Stearns, R OBP: 0.354, SLG: 0.423 (1, 2) X	0-0 P3		0-0 1B 2-3			0-0 F8 ②		0-0 F9 ②		4 0 1 0 0 0 2																						
Dave Kingman, R OBP: 0.292, SLG: 0.445 Mike Jorgensen, L OBP: 0.391, SLG: 0.365 (1, 3) (8, 3)		0-3 K ① S S	0-3 K ③			0-3 K ③		0-0 FC5 2-3f ③		4 0 0 0 0 3 4 0 0 0 0 0 0 0																						
George Foster, R OBP: 0.345, SLG: 0.395 Joel Youngblood, R OBP: 0.272, SLG: 0.351 (1, 7) (9, 7)		0-0 F3 ②		0-0 F2 ①			0-3 K ①		0-3 K ①	4 0 0 0 0 2 0 0 0 0 0 0 0 0																						
Ellis Valentine, R OBP: 0.242, SLG: 0.345 (1, 9)		0-3 K ③		0-0 F8 ②			0-0 F3 ②		0-0 CS 1B	4 0 1 0 0 1 0																						
Wally Backman, S OBP: 0.368, SLG: 0.365 (1, 4)			0-0 F2 ①	0-0 CS 1B			4-0 BB		4-0 1-2 BB	2 0 1 0 2 0 0																						
Ron Gardenhire, R OBP: 0.280, SLG: 0.297 (1, 6)			0-0 F7 ②	0-0 CS 1-2	0-0 F8 ①		0-3 K ③		0-0 F8 ③	4 0 0 0 0 1 2																						
Mike Scott, R OBP: 0.188, SLG: 0.290 Jesse Orosco, R OBP: 0.333, SLG: 0.200 (1, 1) (8, 1) (9, 1)			0-0 E 2B		0-3 K ②			0-0 FC5 2B		3 1 2 0 0 1 0 0 0 0 0 0 0 0 0 0 0 0 0 0 0																						
Inning Stats	R: 0 E: 0 K: 0 S: 3	H: 0 LOB: 0 BB: 0 P: 3	R: 0 E: 0 K: 2 S: 7	H: 0 LOB: 0 BB: 0 P: 7	R: 2 E: 1 K: 1 S: 9	H: 3 LOB: 2 BB: 0 P: 9	R: 0 E: 0 K: 0 S: 3	H: 1 LOB: 0 BB: 0 P: 3	R: 0 E: 0 K: 1 S: 5	H: 0 LOB: 0 BB: 0 P: 5		R: 0 E: 0 K: 2 S: 7	H: 0 LOB: 1 BB: 1 P: 11	R: 0 E: 0 K: 1 S: 7	H: 2 LOB: 2 BB: 0 P: 7	R: 0 E: 0 K: 1 S: 5	H: 1 LOB: 1 BB: 1 P: 9	1B: 5 2B: 2 3B: 0 HR: 0	SF: 0 SAC: 0 DP: 0 HBP: 0	WP: 0 PB: 0 SB: 0 CS: 2	PA: 36											
PITCHER Scott Sanderson, R ERA: 2.65 (1, 1)	IP 9.0	WLS L	BF 35	H 7	R 2	ER 0	SO 9	BB 2	IBB 0	HBP 0	BLK 0	WP 0	HR 0	S 51	P 59	ERA 0.00	WHIP 1.000															
											PITCHER	IP	WLS	BF	H	R	ER	SO	BB	IBB	HBP	BLK	WP	HR	S	P	ERA	WHIP				

livebaseballscores.com

AB	33
R	2
H	7
RBI	1
BB	2
SO	9
LOB	9



BOTTOM

New York Mets @ Montreal Expos
Olympic Stadium, Montreal, QB
Thu Jul 01 1982, 3:33 AM EDT
Att. 30,287 - Unknown

livebaseballscorecards.com

AB 30
R 1
H 6
RBI 1
BB 4
SO 2
LOB 13



WP: 0 PA: 38
PB: 0
SB: 1
CS: 0

AB R H RBI BB SO LOB

5 0 1 0 0 0 3

3 0 0 0 0 0 1

1 0 0 0 0 0 0

3 1 0 0 1 0 1

4 0 2 0 0 0 0

4 0 1 1 0 0 1

2 0 0 0 2 0 4

3 0 0 0 1 1 1

3 0 2 0 0 0 1

1 0 0 0 0 1 0

1 0 0 0 0 0 1

1B: 5 SF: 0
2B: 1 SAC: 3
3B: 0 DP: 0
HR: 0 HBP: 0

Batter	1	2	3	4	5	6	7	8	9
Tim Raines, S OBP: 0.359, SLG: 0.388 (1, 7)	0-0 F8	0-0 5-3			0-0 4-3 2B		0-0 L4		0-0 5-3
Frank Taveras, R OBP: 0.212, SLG: 0.246 Mike Gates, L OBP: 0.327, SLG: 0.378 (8, PH) (9, 4)	0-0 6-3		0-0 F3		0-0 4-3 2-3			0-0 L7	
Tim Wallach, R OBP: 0.333, SLG: 0.454 (1, 5)	4-0 1B 1B BB		0-0 1-3		0-0 F8			0-0 F9	
Al Oliver, L OBP: 0.391, SLG: 0.545 (1, 3)	0-0 1-2 1B 1B		0-0 F5			0-0 F7		0-0 E 1B	
Gary Carter, R OBP: 0.373, SLG: 0.529 (1, 2)	0-0 1-2 2-H 1B			0-0 F8		0-0 L5		0-0 E5 1-3	
Warren Cromartie, L OBP: 0.340, SLG: 0.390 (1, 9)	0-0 F7		4-0 S BB		4-0 PO BB			0-0 G3	
Dan Norman, R OBP: 0.333, SLG: 0.412 (1, 8)		0-0 G3		0-3 K		0-0 1-2 PO	0-0 F8		4-0 4-3 SH1 BB
Chris Speier, R OBP: 0.286, SLG: 0.341 (1, 6)		0-0 SH1-3 1B		0-0 P3 1-2			0-0 SH3-4 1B		0-0 SH1 1-2
Scott Sanderson, R OBP: 0.194, SLG: 0.172 John Milner, L OBP: 0.233, SLG: 0.120 (9, PH)		0-0 SH1-3 1-2			0-3 K		0-0 SH3-4 1-2		0-0 4-3 2-3

Inning Stats	R: 1	H: 2	E: 0	K: 0	S: 5	LOB: 2	BB: 1	P: 9
	R: 0	H: 1	E: 0	K: 0	S: 4	LOB: 1	BB: 0	P: 4
	R: 0	H: 0	E: 0	K: 0	S: 3	LOB: 0	BB: 0	P: 3
	R: 0	H: 0	E: 0	K: 1	S: 5	LOB: 1	BB: 1	P: 9
	R: 0	H: 1	E: 0	K: 1	S: 6	LOB: 1	BB: 0	P: 6
	R: 0	H: 0	E: 0	K: 0	S: 2	LOB: 0	BB: 1	P: 6
	R: 0	H: 1	E: 0	K: 0	S: 4	LOB: 1	BB: 0	P: 4
	R: 0	H: 1	E: 1	K: 0	S: 5	LOB: 2	BB: 0	P: 5
	R: 0	H: 0	E: 0	K: 0	S: 3	LOB: 1	BB: 1	P: 7

PITCHER	IP	WLS	BF	H	R	ER	SO	BB	IBB	HBP	BLK	WP	HR	S	P	ERA	WHIP
Mike Scott, R ERA: 4.37 (1, 1)	7.2	W	32	6	1	1	2	3	0	0	0	0	0	33	45	1.17	1.174
Jesse Orosco, L ERA: 2.65 (8, 1)	0.1		2	0	0	0	0	1	0	0	0	0	0	1	5	0.00	3.000
Neil Allen, R ERA: 2.68 (9, 1)	1.0	S	3	0	0	0	0	0	0	0	0	0	0	3	3	0.00	0.000

Batter	1	2	3	4	5	6	7	8	9	AB R H RBI BB SO LOB	TOP	
Bob Dernier, R (1, 8) OBP: 0.350, SLG: 0.341	0-3 K			x 0-0 F7		x 0-0 F4	x 0-0 G4-6-3			4 0 0 0 0 1 1		
Pete Rose, S (1, 3) OBP: 0.357, SLG: 0.377	0-0 1-6-3			4-0 BB		0-0 1B			0-3 K	2 0 1 0 1 0 0		
Sid Monge, S (6, 1)										0 0 0 0 0 0 0		
Greg Gross, L (8, PH) OBP: 0.342, SLG: 0.319										1 0 0 0 0 1 0		
Gary Matthews, R (1, 7) OBP: 0.346, SLG: 0.448	0-0 F2			0-3 K		x 0-0 F9			0-0 L3	4 0 0 0 0 1 2		
Mike Schmidt, R (1, 5) OBP: 0.439, SLG: 0.488		x 0-0 F8		x 0-0 F7			4-0 1B BB		0-0 1B	3 1 1 0 1 0 1		
George Vukovich, L (1, 9) OBP: 0.296, SLG: 0.381		0-3 K			x 0-0 P6		x 0-0 1B BB		0-0 1B	4 1 2 0 0 1 0		
Ron Reed, R (8, 1) OBP: 0.286, SLG: 0.500							1-3 2B 1B		1-3 FC5-4 1B	0 0 0 0 0 0 0		
Ozzie Virgil, R (1, 2) OBP: 0.342, SLG: 0.429		x 0-0 P6			4-0 BB		x 0-0 2B 1B		0-0 FC5-4	3 1 1 1 1 0 2		
Manny Trillo, R (1, 4) OBP: 0.313, SLG: 0.308			x 0-3 K		x 0-0 L9		x 0-0 1B SF8 2B		x 0-0 F8	4 1 1 1 0 1 1	AB 32	
Ivan De Jesus, R (1, 6) OBP: 0.300, SLG: 0.289			x 0-0 F9		x 0-0 F9		x 0-0 1B G4-6-3		x 0-0 4-3	4 0 1 1 0 0 1	R 4	
Marty Bystrom, R (1, 1)			x 0-0 6-3			x 0-0 F8	x 0-0 SF8		x 0-0 F8	1 0 0 0 0 0 0	H 7	
Porfi Altamirano, R (4, 1) OBP: 0.333, SLG: 0.333										0 0 0 0 0 0 0	RBI 4	
Len Matuszek, L (6, PH) OBP: 0.161, SLG: 0.143										2 0 0 1 0 0 0	BB 3	
Inning Stats	R: 0 H: 0 E: 0 LOB: 0 K: 1 BB: 0 S: 5 P: 5	R: 0 H: 0 E: 0 LOB: 0 K: 1 BB: 0 S: 5 P: 5	R: 0 H: 0 E: 0 LOB: 0 K: 1 BB: 0 S: 5 P: 5	R: 0 H: 0 E: 0 LOB: 1 K: 1 BB: 1 S: 5 P: 9	R: 0 H: 0 E: 0 LOB: 1 K: 0 BB: 1 S: 3 P: 7	R: 0 H: 1 E: 0 LOB: 1 K: 0 BB: 0 S: 4 P: 4	R: 4 H: 4 E: 0 LOB: 0 K: 0 BB: 1 S: 6 P: 10	R: 0 H: 2 E: 0 LOB: 2 K: 1 BB: 0 S: 7 P: 7	R: 0 H: 0 E: 0 LOB: 0 K: 0 BB: 0 S: 3 P: 3	1B: 6 SF: 1 2B: 1 SAC: 0 3B: 0 DP: 1 HR: 0 HBP: 0	WP: 0 PA: 36 PB: 0 SB: 0 CS: 0	
PITCHER	IP WLS BF H R ER SO BB IBB HBP BLK WP HR S P ERA WHIP											
Craig Swan, R (1, 1) ERA: 3.55	6.0 W 25 4 4 4 4 3 0 0 0 0 0 0 30 42 6.00 1.167											
Terry Leach, R (7, 1) ERA:	3.0 S 11 3 0 0 1 0 0 0 0 0 0 0 13 13 0.00 1.000											

Philadelphia Phillies @ New York Mets
 Shea Stadium, Flushing, NY
 Fri Jul 02 1982, 7:05 PM EDT
 Att: 17,528 - Unknown

AB	32
R	4
H	7
RBI	4
BB	3
SO	5
LOB	8



Batter	1	2	3	4	5	6	7	8	9
Mookie Wilson, S OBP: 0.312, SLG: 0.348 (1, 8)	4-0 S SF9 BB	0-0 WP 2B		0-0 4-3 1-2		0-0 L4		0-0 F8	
John Stearns, R OBP: 0.353, SLG: 0.418 (1, 5)	0-0 4-3 1-3	0-3 K 2-3 3-H		0-0 5-3		4-0 BB			
Rusty Staub, L OBP: 0.325, SLG: 0.377 Joel Youngblood, R OBP: 0.272, SLG: 0.351 (1, 9) (7, 9)	0-0 SF9 3-H		0-0 1B 4-3 1B	0-0 E 1B 2-H		0-0 F9			
Dave Kingman, R OBP: 0.292, SLG: 0.442 Mike Jorgensen, L OBP: 0.391, SLG: 0.365 (1, 3) (8, 3)	0-0 6-3		0-0 4-3 1B 1-2 WP 1B	0-0 E7 1-3		0-3 K			
George Foster, R OBP: 0.344, SLG: 0.393 (1, 7)		0-3 K	0-3 K		0-0 G6-4-3 1B	0-0 6-3			
Ron Hodges, L OBP: 0.438, SLG: 0.466 (1, 2)		4-0 BB 2B BB	0-0 WP 4-3 1B 1-2 2-3		0-0 G6-4-3 1-2f	0-3 K			
Wally Backman, S OBP: 0.375, SLG: 0.370 (1, 4)		4-0 BB 2B BB	0-0 4-3 1-2 2-3 3-H		0-0 1B		0-0 2B 1B		
Ron Gardenhire, R OBP: 0.284, SLG: 0.303 (1, 6)		4-0 2B WP BB 1-2 2-3	0-0 F9 2-3 3-H		0-0 5-3		0-0 1-H 2B		
Craig Swan, R OBP: 0.222, SLG: 0.067 Terry Leach, R (7, 1)		0-3 K		4-0 1B 4-3 BB		0-0 F9		0-3 K	

Inning Stats	R: 1	H: 0	E: 0	K: 0	S: 3	LOB: 0	BB: 1	P: 7
	R: 3	H: 1	E: 0	K: 3	S: 10	LOB: 1	BB: 3	P: 22
	R: 2	H: 3	E: 0	K: 1	S: 8	LOB: 1	BB: 0	P: 8
	R: 1	H: 1	E: 1	K: 0	S: 4	LOB: 2	BB: 1	P: 8
	R: 0	H: 2	E: 0	K: 0	S: 4	LOB: 1	BB: 0	P: 4
	R: 0	H: 0	E: 0	K: 2	S: 7	LOB: 0	BB: 0	P: 7
	R: 1	H: 2	E: 0	K: 1	S: 6	LOB: 0	BB: 0	P: 6
	R: 2	H: 0	E: 0	K: 1	S: 6	LOB: 0	BB: 0	P: 6

PITCHER	IP	WLS	BF	H	R	ER	SO	BB	IBB	HBP	BLK	WP	HR	S	P	ERA	WHIP
Marty Bystrom, R ERA: 4.22 (1, 1)	3.0	L	18	4	7	7	4	5	0	0	0	2	0	21	41	21.00	3.000
Porfi Altamirano, R ERA: 5.12 (4, 1)	2.0		8	3	0	0	0	0	0	0	0	0	0	8	8	0.00	1.500
Sid Monge, L ERA: 4.08 (6, 1)	2.0		7	0	0	0	2	1	0	0	0	0	0	10	14	0.00	0.500
Ron Reed, R ERA: 3.28 (8, 1)	1.0		4	2	1	1	1	0	0	0	0	0	0	6	6	9.00	2.000

BOTTOM

Philadelphia Phillies @ New York Mets
Shea Stadium, Flushing, NY


Fri Jul 02 1982, 7:05 PM EDT
Att. 17,528 - Unknown

AB	R	H	RBI	BB	SO	LOB
4	1	1	2	1	0	1
3	0	0	0	1	1	3
3	1	2	2	0	0	1
0	0	0	0	0	0	0
4	1	1	0	0	1	1
0	0	0	0	0	0	0
4	0	1	0	0	2	2
3	1	1	0	1	1	1
3	2	2	1	1	0	2
3	1	1	1	1	0	2
2	1	0	0	1	1	3
1	0	0	0	0	1	0

AB	30
R	8
H	9
RBI	6
BB	6
SO	7
LOB	16

livebaseballscorecards.com

1B	2B	3B	HR	SF	SAC	DP	HBP	WP	PA
7	2	0	0	1	0	1	0	2	37
0	0	0	0	0	0	0	0	0	
0	0	0	0	0	0	0	0	0	



Batter	1	2	3	4	5	6	7	8	9	AB R H RBI BB SO LOB	TOP	
Bob Dernier, R (1, 8) OBP: 0.348, SLG: 0.339	0-0 F8	0-0 1B			0-0 1-3		0-0 F8	0-0 2-3		5 1 1 0 0 0 2		
Pete Rose, S (1, 3) OBP: 0.358, SLG: 0.377	0-0 SF8	0-0 1B			0-0 L7		0-0 1-3		0-3 K	5 1 2 2 0 1 0		
Gary Matthews, R (1, 7) OBP: 0.347, SLG: 0.448	0-0 E6	0-3 K			0-0 4-3		0-0 F7		0-0 HR	5 1 2 0 0 1 1		
Greg Gross, L (9, 7) OBP: 0.342, SLG: 0.319	1-3 1B								1B	0 0 0 0 0 0 0		
Mike Schmidt, R (1, 5) OBP: 0.434, SLG: 0.498	0-0 SF8		0-3 K			0-0 F9		0-3 K	0-0 HR	4 1 1 3 0 2 0		
Bo Diaz, R (1, 2) OBP: 0.358, SLG: 0.516	0-0 L8		0-0 6-3			0-0 FC6-4		0-0 F9	0-0 2B	5 1 2 0 0 0 1		
George Vukovich, L (1, 9) OBP: 0.308, SLG: 0.405		0-0 HR	0-3 K			4-0 FC6-4		4-0 E	0-0 P6	3 2 1 1 2 1 1		
Manny Trillo, R (1, 4) OBP: 0.307, SLG: 0.302		0-0 6-3		0-0 L6		0-0 FC6-4		0-0 E5	0-0 6-3	5 1 0 0 0 0 4		
Ivan De Jesus, R (1, 6) OBP: 0.303, SLG: 0.293		0-0 F8		0-0 F8		0-0 1B		0-0 1B		4 0 2 2 0 0 0		
Steve Carlton, L (1, 1) OBP: 0.240, SLG: 0.340		0-0 1B		0-0 4-3		0-0 F6		0-0 1B		4 1 2 1 0 0 2		
Inning Stats	R: 1 H: 2 E: 1 LOB: 1 K: 0 BB: 0 S: 5 P: 5	R: 3 H: 4 E: 1 LOB: 1 K: 1 BB: 0 S: 9 P: 9	R: 0 H: 0 E: 0 LOB: 0 K: 2 BB: 0 S: 7 P: 7	R: 0 H: 0 E: 0 LOB: 0 K: 0 BB: 0 S: 3 P: 3	R: 0 H: 0 E: 0 LOB: 0 K: 0 BB: 0 S: 3 P: 3	R: 1 H: 2 E: 0 LOB: 2 K: 0 BB: 1 S: 5 P: 9	R: 0 H: 0 E: 0 LOB: 0 K: 0 BB: 0 S: 3 P: 3	R: 2 H: 2 E: 1 LOB: 2 K: 1 BB: 1 S: 8 P: 12	R: 2 H: 3 E: 0 LOB: 1 K: 1 BB: 0 S: 8 P: 8	1B: 10 SF: 1 2B: 1 SAC: 0 3B: 0 DP: 0 HR: 2 HBP: 0	WP: 0 PA: 43 PB: 0 SB: 0 CS: 0	
PITCHER	IP WLS BF H R ER SO BB IBB HBP BLK WP HR S P ERA WHIP											
Charlie Puleo, R (1, 1) ERA: 4.07	8.1 L 39 11 8 4 5 2 0 0 0 0 1 47 55 4.32 1.560											
Neil Allen, R (9, 1) ERA: 2.85	0.2 4 2 1 1 0 0 0 0 0 0 1 4 4 13.50 3.000											

Philadelphia Phillies @ New York Mets
 Shea Stadium, Flushing, NY
 Sun Jul 04 1982, 3:33 AM EDT
 Unknown

AB	40
R	9
H	13
RBI	9
BB	2
SO	5
LOB	11



Batter	1	2	3	4	5	6	7	8	9	AB	R	H	RBI	BB	SO	LOB
Mookie Wilson, S OBP: 0.319, SLG: 0.354 (1, 8)	0-0 4-3 ①		0-0 E 1B 1B		0-0 1B 1B		4-0 S HR BB		0-0 E7 1B	4	4	3	0	1	0	0
Bob Bailor, R OBP: 0.341, SLG: 0.367 (1, 4)	0-0 2B		0-0 E 1B		0-0 S 1B 1B		0-0 F8		0-0 P5	5	1	3	0	0	0	2
George Foster, R OBP: 0.345, SLG: 0.393 (1, 7)	0-0 P6		0-3 K		0-0 1B		0-3 K		0-0 BB 1B	5	1	2	2	0	2	4
Dave Kingman, R OBP: 0.294, SLG: 0.451 (1, 3)	0-3 K		0-0 E8 1-H 2-H		0-0 F3		0-0 HR		4-0 1B BB	4	1	1	2	1	1	3
Joel Youngblood, R OBP: 0.270, SLG: 0.346 (1, 9)		0-3 K	0-3 K		0-3 K		0-0 L5		0-0 FC6-4 1B	5	0	1	1	0	3	3
John Stearns, R OBP: 0.354, SLG: 0.419 (1, 5)		4-0 BB		0-0 2B		0-0 F7		0-0 P6	0-0 FC6-4	4	0	1	0	1	0	4
Ron Hodges, L OBP: 0.416, SLG: 0.435 (1, 2)		0-3 K		0-0 L8		0-3 K		0-3 K		4	0	0	0	0	3	2
Ron Gardenhire, R OBP: 0.279, SLG: 0.296 (1, 6)		0-0 F9		0-3 K		0-3 K		0-0 5-3		4	0	0	0	0	2	2
Charlie Puleo, R OBP: 0.138, SLG: 0.107 (9, 1)			0-3 K		0-0 L3		0-3 K		0-0 L7	3	0	0	0	0	2	1
Neil Allen, R OBP: 0.333, SLG: 0.200 (9, PH)										0	0	0	0	0	0	0
Ellis Valentine, R OBP: 0.240, SLG: 0.342 (9, PH)										1	0	0	0	0	0	0

Inning Stats	R: 0	H: 1	R: 0	H: 0	R: 2	H: 2	R: 0	H: 1	R: 1	H: 3	R: 0	H: 0	R: 2	H: 1	R: 0	H: 0	R: 2	H: 3	R: 0	H: 3	1B: 8	SF: 0	WP: 0	PA: 42										
Steve Carlton, L ERA: 3.67 (1, 1)	E: 0	LOB: 1	E: 0	LOB: 1	E: 1	LOB: 1	E: 0	LOB: 1	E: 0	LOB: 0	E: 0	LOB: 0	E: 0	LOB: 0	E: 1	LOB: 2	E: 1	LOB: 2	E: 0	LOB: 0	2B: 2	SAC: 0	PB: 0											
	K: 1	BB: 0	K: 2	BB: 1	K: 3	BB: 0	K: 1	BB: 0	K: 1	BB: 0	K: 3	BB: 0	K: 1	BB: 1	K: 1	BB: 0	K: 1	BB: 1	K: 1	BB: 0	3B: 0	DP: 0	SB: 2											
	S: 6	P: 6	S: 7	P: 11	S: 12	P: 12	S: 6	P: 6	S: 8	P: 8	S: 9	P: 9	S: 6	P: 10	S: 5	P: 5	S: 6	P: 10	S: 5	P: 5	HR: 1	HBP: 0	CS: 0											
PITCHER	IP	WLS	BF	H	R	ER	SO	BB	IBB	HBP	BLK	WP	HR	S	P	ERA	WHIP	IP	WLS	BF	H	R	ER	SO	BB	IBB	HBP	BLK	WP	HR	S	P	ERA	WHIP

BOTTOM

Philadelphia Phillies @ New York Mets
 Shea Stadium, Flushing, NY
 Sun Jul 04 1982, 3:33 AM EDT
 Unknown

AB	39
R	7
H	11
RBI	5
BB	3
SO	13
LOB	21



WP: 0	PA: 42
PB: 0	
SB: 2	
CS: 0	

livebaseballscores.com

Batter	1	2	3	4	5	6	7	8	9	AB	R	H	RBI	BB	SO	LOB	TOP
Bob Dernier, R (1, 8) OBP: 0.352, SLG: 0.341	0-0 FC1-4 1B	4-0 G5-4-3 BB		0-0 G4-6-3 1B		0-0 FC6-4 1-2f		0-3 K		4	0	2	0	1	1	2	
Pete Rose, S (1, 3) OBP: 0.355, SLG: 0.373 George Vukovich, L (4, 9) OBP: 0.303, SLG: 0.398	0-0 F8	0-0 G5-4-3		0-0 G4-6-3 1-2f			0-0 P4		0-3 K	3	0	0	0	0	0	4	
Gary Matthews, R (1, 7) OBP: 0.348, SLG: 0.445 Greg Gross, L (9, 7) OBP: 0.342, SLG: 0.319	0-0 FC1-4 FC5-4 1-2f		0-0 F7	0-0 6-3			0-0 1B 1B		4-0 S 1B BB	4	1	1	0	1	0	1	
Mike Schmidt, R (1, 5) OBP: 0.430, SLG: 0.495	0-0 FC5-4 1-2f		0-0 1B 1B 2B		0-0 L4		0-3 K		0-3 K 1-2	5	1	1	0	0	2	3	
Bo Diaz, R (1, 2) OBP: 0.365, SLG: 0.521		0-0 FC6-4 1B 3B 1B	0-0 FC5-4 1B 1B		0-0 4-3		0-0 1B 1-3		0-0 WP 2B 1B	5	3	4	1	0	0	0	
Bill Robinson, R (1, 9) OBP: 0.306, SLG: 0.461		0-0 FC6-4 1B 1-2	0-0 FC5-4 1B 1-2 3-H		0-0 5-3		0-0 G3		0-0 2B 1-H	5	0	3	2	0	0	2	
Manny Trillo, R (1, 4) OBP: 0.308, SLG: 0.304		0-0 FC6-4 1-2f 2-3 3B	0-0 FC5-4 1B 1-2f 2-3			0-0 5-3-1 1B		0-0 SH3-4 1B	0-0 6-3	5	1	2	0	0	0	5	
Ivan De Jesus, R (1, 6) OBP: 0.305, SLG: 0.303		0-0 1B 1-H 3B 3-H	0-0 1B 1-2 3-H			0-0 5-3-1 1-2f		0-3 K		4	1	2	3	0	1	2	
Mike Krukow, R (1, 1) OBP: 0.231, SLG: 0.256		0-0 BB 1B 3-H	0-0 F7			0-0 FC6-4 1B		0-0 SH3-4		3	0	2	1	0	0	2	
Inning Stats	R: 0 E: 0 K: 0 S: 4 H: 1 LOB: 1 BB: 0 P: 4	R: 3 E: 0 K: 0 S: 6 H: 4 LOB: 1 BB: 1 P: 10	R: 2 E: 0 K: 0 S: 7 H: 4 LOB: 2 BB: 0 P: 7	R: 0 E: 0 K: 0 S: 3 H: 1 LOB: 0 BB: 0 P: 3	R: 0 E: 0 K: 0 S: 3 H: 0 LOB: 0 BB: 0 P: 3	R: 0 E: 0 K: 0 S: 4 H: 2 LOB: 1 BB: 0 P: 4	R: 0 E: 0 K: 1 S: 7 H: 2 LOB: 2 BB: 0 P: 7	R: 0 E: 0 K: 2 S: 8 H: 1 LOB: 1 BB: 0 P: 8	R: 2 E: 0 K: 2 S: 9 H: 2 LOB: 1 BB: 1 P: 13	1B: 14 2B: 3 3B: 1 HR: 0 SF: 0 SAC: 1 DP: 3 HBP: 0	WP: 1 PA: 43 PB: 0 SB: 1 CS: 0						
PITCHER	IP WLS BF H R ER SO BB IBB HBP BLK WP HR S P ERA WHIP	IP WLS BF H R ER SO BB IBB HBP BLK WP HR S P ERA WHIP	IP WLS BF H R ER SO BB IBB HBP BLK WP HR S P ERA WHIP	IP WLS BF H R ER SO BB IBB HBP BLK WP HR S P ERA WHIP	IP WLS BF H R ER SO BB IBB HBP BLK WP HR S P ERA WHIP	IP WLS BF H R ER SO BB IBB HBP BLK WP HR S P ERA WHIP	IP WLS BF H R ER SO BB IBB HBP BLK WP HR S P ERA WHIP	IP WLS BF H R ER SO BB IBB HBP BLK WP HR S P ERA WHIP	IP WLS BF H R ER SO BB IBB HBP BLK WP HR S P ERA WHIP	ERA WHIP	ERA WHIP						
Randy Jones, L (1, 1) ERA: 4.97	2.1 L	8 5 5 0 1 0 0 0 0 0 0 0 0 14 18 19.29 3.857	8 5 5 0 1 0 0 0 0 0 0 0 0 14 18 19.29 3.857	8 5 5 0 1 0 0 0 0 0 0 0 0 14 18 19.29 3.857	8 5 5 0 1 0 0 0 0 0 0 0 0 14 18 19.29 3.857	8 5 5 0 1 0 0 0 0 0 0 0 0 14 18 19.29 3.857	8 5 5 0 1 0 0 0 0 0 0 0 0 14 18 19.29 3.857	8 5 5 0 1 0 0 0 0 0 0 0 0 14 18 19.29 3.857	8 5 5 0 1 0 0 0 0 0 0 0 0 14 18 19.29 3.857	8 5 5 0 1 0 0 0 0 0 0 0 0 14 18 19.29 3.857	8 5 5 0 1 0 0 0 0 0 0 0 0 14 18 19.29 3.857						
Ed Lynch, R (3, 1) ERA: 3.66	2.2	9 2 0 0 0 0 0 0 0 0 0 0 0 9 9 0.00 0.750	9 2 0 0 0 0 0 0 0 0 0 0 0 9 9 0.00 0.750	9 2 0 0 0 0 0 0 0 0 0 0 0 9 9 0.00 0.750	9 2 0 0 0 0 0 0 0 0 0 0 0 9 9 0.00 0.750	9 2 0 0 0 0 0 0 0 0 0 0 0 9 9 0.00 0.750	9 2 0 0 0 0 0 0 0 0 0 0 0 9 9 0.00 0.750	9 2 0 0 0 0 0 0 0 0 0 0 0 9 9 0.00 0.750	9 2 0 0 0 0 0 0 0 0 0 0 0 9 9 0.00 0.750	9 2 0 0 0 0 0 0 0 0 0 0 0 9 9 0.00 0.750	9 2 0 0 0 0 0 0 0 0 0 0 0 9 9 0.00 0.750						
Tom Hausman, R (6, 1) ERA: 2.92	0.2	2 1 0 0 0 0 0 0 0 0 0 0 0 2 2 0.00 1.500	2 1 0 0 0 0 0 0 0 0 0 0 0 2 2 0.00 1.500	2 1 0 0 0 0 0 0 0 0 0 0 0 2 2 0.00 1.500	2 1 0 0 0 0 0 0 0 0 0 0 0 2 2 0.00 1.500	2 1 0 0 0 0 0 0 0 0 0 0 0 2 2 0.00 1.500	2 1 0 0 0 0 0 0 0 0 0 0 0 2 2 0.00 1.500	2 1 0 0 0 0 0 0 0 0 0 0 0 2 2 0.00 1.500	2 1 0 0 0 0 0 0 0 0 0 0 0 2 2 0.00 1.500	2 1 0 0 0 0 0 0 0 0 0 0 0 2 2 0.00 1.500	2 1 0 0 0 0 0 0 0 0 0 0 0 2 2 0.00 1.500						
Pat Zachry, R (6, 1) ERA: 4.5	1.1	7 3 0 0 1 0 0 0 0 0 0 0 0 9 9 0.00 2.250	7 3 0 0 1 0 0 0 0 0 0 0 0 9 9 0.00 2.250	7 3 0 0 1 0 0 0 0 0 0 0 0 9 9 0.00 2.250	7 3 0 0 1 0 0 0 0 0 0 0 0 9 9 0.00 2.250	7 3 0 0 1 0 0 0 0 0 0 0 0 9 9 0.00 2.250	7 3 0 0 1 0 0 0 0 0 0 0 0 9 9 0.00 2.250	7 3 0 0 1 0 0 0 0 0 0 0 0 9 9 0.00 2.250	7 3 0 0 1 0 0 0 0 0 0 0 0 9 9 0.00 2.250	7 3 0 0 1 0 0 0 0 0 0 0 0 9 9 0.00 2.250	7 3 0 0 1 0 0 0 0 0 0 0 0 9 9 0.00 2.250	7 3 0 0 1 0 0 0 0 0 0 0 0 9 9 0.00 2.250					
Jesse Orosco, L (8, 1) ERA: 2.89	2.0	10 3 2 2 4 1 0 0 0 1 0 17 21 9.00 2.000	10 3 2 2 4 1 0 0 0 1 0 17 21 9.00 2.000	10 3 2 2 4 1 0 0 0 1 0 17 21 9.00 2.000	10 3 2 2 4 1 0 0 0 1 0 17 21 9.00 2.000	10 3 2 2 4 1 0 0 0 1 0 17 21 9.00 2.000	10 3 2 2 4 1 0 0 0 1 0 17 21 9.00 2.000	10 3 2 2 4 1 0 0 0 1 0 17 21 9.00 2.000	10 3 2 2 4 1 0 0 0 1 0 17 21 9.00 2.000	10 3 2 2 4 1 0 0 0 1 0 17 21 9.00 2.000	10 3 2 2 4 1 0 0 0 1 0 17 21 9.00 2.000	10 3 2 2 4 1 0 0 0 1 0 17 21 9.00 2.000					

Philadelphia Phillies @ New York Mets
Shea Stadium, Flushing, NY
Sun Jul 04 1982, 3:38 AM EDT
Att: 20,897 - Unknown

livebaseballscorecards.com

AB	40
R	7
H	17
RBI	7
BB	2
SO	5
LOB	21



Batter	1	2	3	4	5	6	7	8	9	AB	R	H	RBI	BB	SO	LOB
Mookie Wilson, S (1, 8) OBP: 0.315, SLG: 0.349	0-0 P6			0-0 6-3	0-0 L5		0-0 G4-6-3			4	0	0	0	0	0	4
Wally Backman, S (1, 4) OBP: 0.382, SLG: 0.375	0-0 1-4-3			0-0 S 1B		4-0 1B BB		0-0 G6-3 BB 1B		3	1	2	0	1	0	0
Mike Jorgensen, L (1, 9) OBP: 0.362, SLG: 0.345	0-0 G3			0-3 S S S 1-2 K		0-3 S S S K		4-0 B B B B 1-2 G6-3 BB		3	0	0	0	1	2	2
Rusty Staub, L (1, 3) OBP: 0.310, SLG: 0.356		0-0 F8		0-0 3-1		0-3 S S S K		0-0 1-2f 2-3 G6-3		4	0	0	0	0	1	4
Gary Rajsich, L (1, 7) OBP: 0.279, SLG: 0.329		0-0 F9			0-0 2B SF7 1B		0-0 1-2 1B		0-0 3-H 1B	4	1	3	1	0	0	0
Ron Hodges, L (1, 2) OBP: 0.407, SLG: 0.439		0-0 3-1			0-0 1B 1-3 2B		0-3 S S S S K		0-3 K	4	0	1	0	0	2	3
Phil Mankowski, L (1, 5) OBP: 0.167, SLG: 0.167			0-0 L9		0-3 S S S S K		0-0 BB 1B		0-0 G4-6-3 1B	4	0	2	0	0	1	2
Ron Gardenhire, R (1, 6) OBP: 0.275, SLG: 0.294			0-0 6-3		0-0 SF7		0-0 F8		0-0 F7	2	0	0	1	0	0	1
Bob Bailor, R (9, PH) OBP: 0.339, SLG: 0.365			0-0 4-3		0-0 3-H 1B		4-0 B B B B 1-2 G4-6-3 BB		0-0 1-2f G4-6-3	1	0	0	0	0	0	1
Randy Jones, R (1, 1) OBP: 0.293, SLG: 0.160										0	0	0	0	0	0	0
Ed Lynch, R (3, 1)										1	0	0	0	0	0	0
George Foster, R (5, PH) OBP: 0.347, SLG: 0.395										1	0	1	0	0	0	0
Tom Hausman, R (6, 1)										0	0	0	0	0	0	0
Pat Zachry, R (6, 1)										0	0	0	0	0	0	0
Joel Youngblood, R (7, PH) OBP: 0.274, SLG: 0.346										0	0	0	0	0	1	0
Jesse Orosco, R (8, 1)										0	0	0	0	0	0	0
John Stearns, R (9, PH) OBP: 0.353, SLG: 0.418										1	0	0	0	0	0	1


Inning Stats	R: 0	H: 0	E: 0	LOB: 0	K: 0	BB: 0	S: 3	P: 3	R: 0	H: 0	E: 0	LOB: 0	K: 0	BB: 0	S: 3	P: 3	R: 0	H: 1	E: 0	LOB: 1	K: 1	BB: 0	S: 6	P: 6	R: 1	H: 3	E: 0	LOB: 2	K: 1	BB: 0	S: 8	P: 8	R: 0	H: 1	E: 0	LOB: 2	K: 3	BB: 1	S: 10	P: 14	R: 0	H: 1	E: 0	LOB: 1	K: 0	BB: 1	S: 3	P: 7	R: 1	H: 2	E: 0	LOB: 1	K: 1	BB: 1	S: 6	P: 10	R: 0	H: 1	E: 0	LOB: 0	K: 0	BB: 0	S: 3	P: 3	1B: 8	SF: 1	2B: 1	SAC: 0	3B: 0	DP: 3	HR: 0	HBP: 0	WP: 0	PA: 36
PITCHER Mike Krukow, R (1, 1) ERA: 2.6	IP	WLS	BF	H	R	ER	SO	BB	IBB	HBP	BLK	WP	HR	S	P	ERA	WHIP	IP	WLS	BF	H	R	ER	SO	BB	IBB	HBP	BLK	WP	HR	S	P	ERA	WHIP																																								

BOTTOM

Philadelphia Phillies @ New York Mets
Shea Stadium, Flushing, NY

Sun Jul 04 1982, 3:38 AM EDT
Att. 20,897 - Unknown

AB	32
R	2
H	9
RBI	2
BB	3
SO	6
LOB	18



WP	PA
0	36

Batter	1	2	3	4	5	6	7	8	9	AB R H RBI BB SO LOB	TOP										
Steve Sax, R OBP: 0.342, SLG: 0.343 (1, 4)	0-0 F7	0-0 F8	0-0 4-3			0-0 F8			0-0 F9	5 0 0 0 0 0 3											
Bill Russell, R OBP: 0.353, SLG: 0.317 (1, 6)	0-0 6-3	0-0 E5			0-0 F8		0-0 F7		0-0 2B	5 1 1 0 0 0 1											
Dusty Baker Jr., R OBP: 0.355, SLG: 0.488 (1, 7)	0-0 BB	0-0 F7			0-0 L4		0-0 4-3		0-0 F8	5 1 1 0 0 0 3											
Ron Cey, R OBP: 0.341, SLG: 0.434 (1, 5)	4-0 BB				0-0 F8		0-0 5-3		0-0 2B	4 1 2 2 1 0 0											
Steve Garvey, R OBP: 0.277, SLG: 0.411 (1, 3)	4-0 BB				0-0 F8		0-0 P3		0-0 4-3	4 0 0 0 1 0 1											
Mike Marshall, R OBP: 0.444, SLG: 0.824 Ken Landreaux, L OBP: 0.376, SLG: 0.411 (1, 9) (8, PR) (8, 8)	4-0 BB				0-0 HR		0-3 K		0-0 6-3	3 1 2 2 1 1 0 0 0 0 0 0 0 0											
Ron Roenicke, S OBP: 0.309, SLG: 0.273 (1, 8) (8, 9)	0-0 F8				0-3 K		0-0 P6		0-0 6-3	4 0 0 0 0 1 4											
Steve Yeager, R OBP: 0.333, SLG: 0.363 (1, 2)		0-0 F2			4-0 1B		0-0 5-3		4-0 IBB	2 0 0 0 2 0 0											
Bob Welch, R OBP: 0.208, SLG: 0.200 (1, 1)		0-0 1B			0-0 1B		0-0 1-3		0-0 1-3	4 0 2 0 0 0 2											
Inning Stats	R: 1 E: 0 K: 0 S: 4	H: 1 LOB: 3 BB: 3 P: 16	R: 0 E: 1 K: 0 S: 5	H: 1 LOB: 2 BB: 0 P: 5	R: 2 E: 0 K: 1 S: 8	H: 3 LOB: 2 BB: 1 P: 12	R: 0 E: 0 K: 0 S: 3	H: 0 LOB: 0 BB: 0 P: 3	R: 0 E: 0 K: 1 S: 5	H: 0 LOB: 0 BB: 0 P: 5	R: 0 E: 0 K: 0 S: 3	H: 0 LOB: 0 BB: 0 P: 3	R: 0 E: 0 K: 0 S: 4	H: 1 LOB: 2 BB: 1 P: 8	R: 1 E: 0 K: 0 S: 5	H: 2 LOB: 1 BB: 0 P: 5	1B: 3 2B: 3 3B: 0 HR: 2	SF: 0 SAC: 0 DP: 0 HBP: 0	WP: 0 PB: 0 SB: 1 CS: 0	PA: 41	
PITCHER Pete Falcone, L ERA: 3.55 Terry Leach, R ERA: 0.69 (1, 1) (8, 1)	IP 7.0 2.0	WLS L	BF 31 10	H 5 3	R 3 1	ER 3 1	SO 2 0	BB 4 0	IBB 0 1	HBP 0 0	BLK 0 0	WP 0 0	HR 2 0	S 31 9	P 47 13	ERA 3.86 4.50	WHIP 1.286 1.500				

Los Angeles Dodgers @ New York Mets
 Shea Stadium, Flushing, NY
 Mon Jul 05 1982, 7:05 PM EDT
 Att: 38,270 - Unknown

AB	36
R	4
H	8
RBI	4
BB	5
SO	2
LOB	14



WP: 0	PA: 41
PB: 0	
SB: 1	
CS: 0	

livebaseballscorecards.com

Batter	1	2	3	4	5	6	7	8	9	AB	R	H	RBI	BB	SO	LOB	BOTTOM														
Mookie Wilson, S OBP: 0.315, SLG: 0.348 (1, 8) SS	0-3 K ①		0-0 F9 ①		0-0 G3 ②			0-0 CS 1B ①		4	0	1	0	0	1	0															
Bob Bailor, R OBP: 0.331, SLG: 0.356 (1, 4) X	0-0 L6 ②		0-0 F8 ②		0-0 4-3 ③			0-3 K 1-2 ①②		4	0	0	0	0	1	1															
Rusty Staub, L OBP: 0.319, SLG: 0.364 (1, 9) X	0-0 1B ③		0-0 1B ③				0-0 4-3 ①	0-0 F7 ③		4	0	2	0	0	0	0															
Dave Kingman, R OBP: 0.293, SLG: 0.459 (1, 3) X	0-0 F7 ③		0-3 K ③				0-0 HR ②		0-0 P6 ①	4	1	1	1	0	1	2															
George Foster, R OBP: 0.343, SLG: 0.389 (1, 7) X		0-0 P4 ①		0-0 F8 ①			0-0 F8 ②		0-0 F8 ②	4	0	0	0	0	0	0															
John Stearns, R OBP: 0.355, SLG: 0.421 (1, 5) X		0-0 2B ③		4-0 E BB ③			0-3 K ③		0-3 K ③	3	0	1	0	1	2	0															
Ron Hodges, L OBP: 0.405, SLG: 0.426 (1, 2) BB BB BB BB		4-0 BB ③		0-3 K 1-3 ②				0-0 F9 ①		2	0	0	0	1	1	1															
Ron Gardenhire, R OBP: 0.271, SLG: 0.289 (1, 6) SS		0-3 K ②		0-3 K ③				0-0 F2 ②		3	0	0	0	0	2	3															
Pete Falcone, L OBP: 0.118, SLG: 0.147 Gary Rajsich, L (7, PH) OBP: 0.276, SLG: 0.325 Terry Leach, R (8, 1)		0-0 P6 ③					0-0 F2 ①		0-0 P5 ③	2	0	0	0	0	0	2															
										1	0	0	0	0	0	0															
										0	0	0	0	0	0	0															
Inning Stats	R: 0 E: 0 K: 1 S: 6	H: 1 LOB: 1 BB: 0 P: 6	R: 0 E: 0 K: 1 S: 6	H: 1 LOB: 2 BB: 1 P: 10	R: 0 E: 0 K: 1 S: 6	H: 1 LOB: 1 BB: 0 P: 6	R: 0 E: 1 K: 2 S: 7	H: 0 LOB: 1 BB: 1 P: 11	R: 0 E: 0 K: 0 S: 3	H: 0 LOB: 0 BB: 0 P: 3	R: 1 E: 0 K: 1 S: 6	H: 1 LOB: 0 BB: 0 P: 6	R: 0 E: 0 K: 0 S: 3	H: 0 LOB: 0 BB: 0 P: 3	R: 0 E: 0 K: 1 S: 5	H: 1 LOB: 0 BB: 0 P: 5	R: 0 E: 0 K: 1 S: 5	H: 0 LOB: 0 BB: 0 P: 5	1B: 3 2B: 2 3B: 0 HR: 1	SF: 0 SAC: 0 DP: 1 HBP: 0	WP: 0 PB: 0 SB: 0 CS: 1	PA: 33									
PITCHER Bob Welch, R ERA: 3.49 (1, 1)	IP 9.0	WLS W	BF 33	H 5	R 1	ER 1	SO 8	BB 2	IBB 0	HBP 0	BLK 0	WP 0	HR 1	S 47	P 55	ERA 1.00	WHIP 0.778														
																	PITCHER														
																	IP					WLS					BF				
																	H					R					ER				
																	SO					BB					IBB				
																	HBP					BLK					WP				
																	HR					S					P				
																	ERA					WHIP									

Los Angeles Dodgers @ New York Mets
 Shea Stadium, Flushing, NY
 Mon Jul 05 1982, 7:05 PM EDT
 Att. 38,270 - Unknown

livebaseballscores.com
 AB 31
 R 1
 H 5
 RBI 1
 BB 2
 SO 8
 LOB 9



Batter	1	2	3	4	5	6	7	8	9	AB R H RBI BB SO LOB	TOP											
Steve Sax, R (1, 4) OBP: 0.346, SLG: 0.343	4-0 6-3 S BB		0-0 SH3-1		4-0 2B BB	0-0 G4-6-3 1B		0-0 6-3	0-3 K	3 1 1 2 2 1 1												
Ken Landreaux, L (1, 8) OBP: 0.376, SLG: 0.415	0-0 6-3		0-0 F7		0-0 2B	0-0 G4-6-3		0-0 E8 1B		5 0 2 1 0 0 4												
Jorge Orta, L (1, 9) OBP: 0.289, SLG: 0.355	0-0 6-3		0-0 F7		0-0 6-3		0-0 1B SF8 1B	0-3 K		4 1 1 1 0 0 3												
Mark Belanger, R (7, 6) OBP: 0.344, SLG: 0.286	0-0 6-3		0-0 F7		0-0 6-3		0-0 1B SF8 1B	0-3 K		1 0 0 0 0 1 1												
Ron Cey, R (1, 5) OBP: 0.345, SLG: 0.433	0-0 5-3			4-0 G6-4-3 BB		0-0 F9	0-0 2B 1B	4-0 BB		3 1 1 0 2 0 0												
Rick Monday, L (1, 7) OBP: 0.418, SLG: 0.529		0-0 F7		0-0 F7		4-0 BB E BB	0-0 SF8	0-0 4-3		3 1 0 1 1 0 3												
Steve Garvey, R (1, 3) OBP: 0.276, SLG: 0.409		0-0 6-3		0-0 G6-4-3		4-0 E SH BB	4-0 2B BB		0-3 K	1 0 0 0 0 0 0												
Mike Marshall, R (2, 3) OBP: 0.455, SLG: 0.737		0-0 6-3		0-0 G6-4-3		4-0 E SH BB	4-0 2B BB		0-3 K	2 1 0 0 2 1 1												
Steve Yeager, R (1, 2) OBP: 0.346, SLG: 0.385		0-0 FC6-4 1B			0-0 5-3	0-0 SH 1B	0-0 2B		0-0 1B 1B	5 1 3 1 0 0 1												
Bill Russell, R (1, 6) OBP: 0.351, SLG: 0.314		0-0 FC6-4			0-0 F8	0-0 SH 1B	0-3 K		0-0 1B 1B	2 1 0 1 0 0 1												
Ron Roenicke, S (7, PH) OBP: 0.314, SLG: 0.281		0-0 FC6-4			0-0 F8	0-0 SH 1B	0-3 K		0-0 1B 1B	2 1 1 0 0 1 2												
Dave Stewart, R (1, 1) OBP: 0.200, SLG: 0.200			0-0 SH3-1 1B		0-0 2B 1B	0-0 SH 1B	0-0 4-3		0-0 1B	3 1 2 0 0 0 2												
Terry Forster, L (7, 1)										0 0 0 0 0 0 0												
Jose Morales, R (9, PH) OBP: 0.313, SLG: 0.214										1 0 1 1 0 0 0												
Steve Howe, L (9, 1)										0 0 0 0 0 0 0												
Inning Stats	R: 1 E: 0 K: 0 S: 3	H: 0 LOB: 0 BB: 1 P: 7	R: 0 E: 0 K: 0 S: 4	H: 1 LOB: 1 BB: 0 P: 4	R: 0 E: 0 K: 0 S: 4	H: 1 LOB: 1 BB: 0 P: 4	R: 0 E: 0 K: 0 S: 2	H: 0 LOB: 0 BB: 1 P: 6	R: 1 E: 0 K: 0 S: 5	H: 2 LOB: 2 BB: 1 P: 9	R: 4 E: 3 K: 0 S: 6	H: 1 LOB: 1 BB: 2 P: 14	R: 2 E: 0 K: 1 S: 8	H: 3 LOB: 2 BB: 1 P: 12	R: 0 E: 1 K: 1 S: 6	H: 1 LOB: 2 BB: 1 P: 10	R: 1 E: 0 K: 2 S: 9	H: 3 LOB: 1 BB: 0 P: 9	1B: 10 2B: 2 3B: 0 HR: 0	SF: 1 SAC: 3 DP: 2 HBP: 0	WP: 0 PB: 0 SB: 1 CS: 0	PA: 46
PITCHER	IP WLS BF H R ER SO BB IBB HBP BLK WP HR S P ERA WHIP																					
Mike Scott, R (1, 1) ERA: 4.38	6.0 L 31 7 8 3 0 5 0 0 0 0 0 0 26 46 4.50 2.000																					
Pat Zachry, R (7, 1) ERA: 4.44	1.0 5 1 0 0 1 1 0 0 0 0 0 0 6 10 0.00 2.000																					
Neil Allen, R (8, 1) ERA: 2.93	2.0 10 4 1 1 3 1 0 0 0 0 0 0 15 19 4.50 2.500																					

Los Angeles Dodgers @ New York Mets
Shea Stadium, Flushing, NY
Tue Jul 06 1982, 7:05 PM EDT
Att. 20,816 - Unknown

livebaseballscorecards.com

AB	35
R	9
H	12
RBI	8
BB	7
SO	4
LOB	19



BOTTOM

Los Angeles Dodgers @ New York Mets
Shea Stadium, Flushing, NY
Tue Jul 06 1982, 7:05 PM EDT
Att. 20,816 - Unknown

livebaseballscorecards.com

AB	36
R	3
H	9
RBI	3
BB	2
SO	6
LOB	16



WP:	0	PA:	38
PB:	0	SB:	1
CS:	0		

AB R H RBI BB SO LOB

5 0 1 1 0 1 5

5 0 0 0 0 1 4

4 0 1 0 0 0 1

4 0 1 0 0 0 1

4 1 1 1 0 0 1

4 1 1 1 0 1 0

3 0 1 0 1 0 0

3 1 2 0 1 0 0

2	0	0	0	0	2	2
0	0	0	0	0	0	0
0	0	0	0	0	0	0
1	0	0	0	0	1	2
0	0	0	0	0	0	0
1	0	1	0	0	0	0

1B:	6	SF:	0
2B:	1	SAC:	0
3B:	0	DP:	0
HR:	2	HBP:	0

Batter	1	2	3	4	5	6	7	8	9
Mookie Wilson, S OBP: 0.313, SLG: 0.346 (1, 8) X	0-0 F9 1B	0-0 6-3			0-0 K 1B		0-3 K 2		0-0 FC4-6 FC6-4 1-2f 3-H
Bob Bailor, R OBP: 0.323, SLG: 0.346 (1, 5) X	0-0 6-3		0-0 F8 1		0-3 K 1-2 2		0-0 F9 3		0-0 FC6-4 1-2f 3
Rusty Staub, L OBP: 0.316, SLG: 0.358 (1, 9) X	0-0 1B		0-0 F9 2		0-0 F9 3			0-0 G3 1	
Dave Kingman, R OBP: 0.293, SLG: 0.456 (1, 3) X	0-0 P6 3		0-0 FC5-4 1B		0-0 F7 1			0-0 6-3 2	
George Foster, R OBP: 0.342, SLG: 0.398 (1, 7) X		0-0 F8 1	0-0 FC5-4 1-2f 3		0-0 6-3 2			0-0 HR	
Ron Hodges, L OBP: 0.398, SLG: 0.458 (1, 2) X		0-0 HR		0-3 K 1		0-0 P6 3		0-0 4-3 3	
Wally Backman, S OBP: 0.384, SLG: 0.374 (1, 4) X		0-0 2B 1B		0-0 6-3 2		4-0 BB BB			0-0 3-1 1
Ron Gardenhire, R OBP: 0.280, SLG: 0.300 (1, 6) X		0-0 1-3 2B		0-0 F2 3		4-0 1-2 BB			0-0 1B FC4-6 1B
Mike Scott, R OBP: 0.176, SLG: 0.273 (7, 1) Pat Zachry, R (7, PH) Gary Reisch, L OBP: 0.276, SLG: 0.325 (7, PH) Joel Youngblood, R OBP: 0.273, SLG: 0.344 (8, 1) Neil Allen, R OBP: 0.203, SLG: 0.200 (8, PH) Ellis Valentine, R OBP: 0.245, SLG: 0.347 (9, PH)		0-3 K 2		0-3 K 1		0-3 K 1			0-0 1-3 FC4-6 1B

Inning Stats	R: 0	H: 1	E: 0	LOB: 1	K: 0	BB: 0	S: 4	R: 1	H: 3	E: 0	LOB: 2	K: 1	BB: 0	S: 8	R: 0	H: 1	E: 0	LOB: 1	K: 0	BB: 0	S: 4	R: 0	H: 0	E: 0	LOB: 0	K: 1	BB: 0	S: 5	R: 0	H: 1	E: 0	LOB: 1	K: 2	BB: 0	S: 8	R: 0	H: 0	E: 0	LOB: 0	K: 0	BB: 0	S: 3	R: 1	H: 1	E: 0	LOB: 0	K: 0	BB: 0	S: 4	R: 1	H: 2	E: 0	LOB: 1	K: 0	BB: 0	S: 5	R: 0	H: 0	E: 0	LOB: 0	K: 0	BB: 0	S: 5
--------------	------	------	------	--------	------	-------	------	------	------	------	--------	------	-------	------	------	------	------	--------	------	-------	------	------	------	------	--------	------	-------	------	------	------	------	--------	------	-------	------	------	------	------	--------	------	-------	------	------	------	------	--------	------	-------	------	------	------	------	--------	------	-------	------	------	------	------	--------	------	-------	------

PITCHER	IP	WLS	BF	H	R	ER	SO	BB	IBB	HBP	BLK	WP	HR	S	P	ERA	WHIP
Dave Stewart, R ERA: 3.76 (1, 1)	6.0	W	26	6	1	1	4	2	0	0	0	0	1	32	40	1.50	1.333
Terry Forster, L ERA: 3.92 (7, 1)	2.0		7	1	1	1	2	0	0	0	0	0	1	11	11	4.50	0.500
Steve Howe, L ERA: 1.58 (9, 1)	1.0		5	2	1	1	0	0	0	0	0	0	0	5	5	9.00	2.000

PITCHER	IP	WLS	BF	H	R	ER	SO	BB	IBB	HBP	BLK	WP	HR	S	P	ERA	WHIP
---------	----	-----	----	---	---	----	----	----	-----	-----	-----	----	----	---	---	-----	------

Batter	1	2	3	4	5	6	7	8	9	AB R H RBI BB SO LOB	TOP											
Johnnie LeMaster, R (1, 6) <small>OBP: 0.251, SLG: 0.273</small> Dave Bergman, L (8, PH) <small>OBP: 0.354, SLG: 0.343</small> Jim Wohlford, R (8, 7) <small>OBP: 0.323, SLG: 0.356</small>	0-0 CS 2B		0-3 K			0-0 F8		0-0 F8	0-0 P6	3 0 1 0 0 1 0 1 0 0 0 0 0 1 1 0 0 0 0 0 1												
Duane Kuiper, L (1, 4) <small>OBP: 0.380, SLG: 0.359</small>	0-0 6-3 2-3			0-0 4-3 3-1 1B		0-3 K		0-0 1B HR 1B	0-0 1-3	5 1 2 0 0 1 2												
Chili Davis, S (1, 8) <small>OBP: 0.330, SLG: 0.425</small>	0-0 P6			0-0 3-1 1-2			0-0 F7	0-0 1B 1-3 2-H 1B		4 0 1 1 0 0 1												
Reggie Smith, S (1, 3) <small>OBP: 0.322, SLG: 0.413</small> Guy Sularz, R (8, 6) <small>OBP: 0.288, SLG: 0.273</small>		0-0 F7		0-0 4-3 2-3			0-0 BB BB 1B	0-0 HR 3-H HR		4 1 2 2 0 0 1 0 0 0 0 0 0 0												
Milt May, L (1, 2) <small>OBP: 0.341, SLG: 0.405</small>		0-0 L3		0-3 K			0-3 K	0-0 BB 1B		4 0 1 0 0 2 2												
Darrell Evans, L (1, 5) <small>OBP: 0.358, SLG: 0.431</small>		0-0 1B			0-0 F2		4-0 BB BB 1-2 BB	4-0 BB 1-2 BB		2 0 1 0 2 0 0												
Champ Summers, L (1, 7) <small>OBP: 0.311, SLG: 0.363</small> Greg Minton, S (8, 1) <small>OBP: 0.125, SLG: 0.250</small>		0-3 K			0-0 4-3		4-0 BB BB 1-2 BB	0-0 4-3		3 0 0 0 1 1 3 0 0 0 0 0 0 0												
Max Venable, L (1, 9) <small>OBP: 0.217, SLG: 0.276</small>			0-0 4-3		0-0 P4		0-0 P6		0-3 K	4 0 0 0 0 1 3												
Rich Gale, R (1, 1) <small>OBP: 0.212, SLG: 0.267</small> Tom O'Malley, L (8, PH) <small>OBP: 0.335, SLG: 0.333</small>			0-0 4-3			0-3 K		0-0 E6 1B 1B	0-0 E6	2 0 0 0 0 1 0 2 1 0 0 0 0 0												
Inning Stats	R: 0 E: 0 K: 0 S: 3	H: 1 LOB: 0 BB: 0 P: 3	R: 0 E: 0 K: 1 S: 6	H: 1 LOB: 1 BB: 0 P: 6	R: 0 E: 0 K: 1 S: 5	H: 0 LOB: 0 BB: 0 P: 5	R: 0 E: 0 K: 1 S: 6	H: 1 LOB: 1 BB: 0 P: 6	R: 0 E: 0 K: 0 S: 3	H: 0 LOB: 0 BB: 0 P: 3	R: 0 E: 0 K: 2 S: 7	H: 0 LOB: 0 BB: 0 P: 7	R: 0 E: 0 K: 1 S: 6	H: 1 LOB: 3 BB: 2 P: 14	R: 3 E: 1 K: 0 S: 7	H: 4 LOB: 2 BB: 1 P: 11	R: 0 E: 1 K: 1 S: 6	H: 0 LOB: 1 BB: 0 P: 6	1B: 6 2B: 1 3B: 0 HR: 1	SF: 0 SAC: 0 DP: 0 HBP: 0	WP: 0 PB: 0 SB: 0 CS: 1	PA: 38
PITCHER	IP WLS BF H R ER SO BB IBB HBP BLK WP HR S P ERA WHIP												PITCHER	IP WLS BF H R ER SO BB IBB HBP BLK WP HR S P ERA WHIP								
Brent Gaff, R (1, 1) <small>ERA: 2.84</small> Neil Allen, R (8, 1) <small>ERA: 2.84</small>	7.2 L 32 8 3 0 6 2 0 0 0 0 0 1 42 50 0.00 1.304													1.1 6 0 0 0 1 1 0 0 0 0 0 7 11 0.00 0.750								

San Francisco Giants @ New York Mets
Shea Stadium, Flushing, NY
Wed Jul 07 1982, 7:05 PM EDT
Att: 13,875 - Unknown

livebaseballscorecards.com

AB	35
R	3
H	8
RBI	3
BB	3
SO	7
LOB	14



BOTTOM

San Francisco Giants @ New York Mets
Shea Stadium, Flushing, NY
Wed Jul 07 1982, 7:05 PM EDT
Att. 13,875 - Unknown

livebaseballscorecards.com

AB	35
R	2
H	8
RBI	1
BB	3
SO	8
LOB	19



WP:	0	PA:	39
PB:	0	SB:	4
CS:	2		

AB	R	H	RBI	BB	SO	LOB
4	0	1	0	1	0	1
5	1	1	0	0	0	2
3	0	0	0	0	1	1
1	0	1	0	0	0	0
4	0	1	1	0	0	1
4	0	1	0	0	1	2
4	1	1	0	0	1	3
2	0	0	0	2	1	2
3	0	2	0	0	1	1
1	0	0	0	0	0	3
0	0	0	0	0	0	0
3	0	0	0	0	3	3
0	0	0	0	0	0	0
1	0	0	0	0	0	0

Batter	1	2	3	4	5	6	7	8	9
Mookie Wilson, S OBP: 0.314, SLG: 0.344 (1, 8)	F8		5-3						4-3
Bob Bailor, R OBP: 0.319, SLG: 0.342 (1, 5) (9, 6)	F9			E8 4-3 1B	CS	F9	1-3		6-3
Rusty Staub, L OBP: 0.306, SLG: 0.345 Joel Youngblood, R OBP: 0.277, SLG: 0.348 (1, 9) (7, 9)	F9		4-3			K		6-3 1B	
Dave Kingman, R OBP: 0.292, SLG: 0.453 (1, 3)		F9		E S 1B		E5		F8	
George Foster, R OBP: 0.340, SLG: 0.396 (1, 7)		F8		3-H 1-2 K		6-3		6-3 1B	
Ron Hodges, L OBP: 0.391, SLG: 0.461 (1, 2)		K		E4 FC6		S E 2B		6-3	
Wally Backman, S OBP: 0.386, SLG: 0.370 (1, 4)			K	FC6		S BB		IBB	
Ron Gardenhire, R OBP: 0.285, SLG: 0.305 Mike Jorgensen, L OBP: 0.377, SLG: 0.339 Phil Mankowski, L OBP: 0.167, SLG: 0.167 (1, 6) (8, PH) (9, 5)			S 1B		CS 1B	K 1-2 2-H		F8	
Brent Gaff, R OBP: 0.333, SLG: 0.200 Neil Allen, R OBP: 0.273, SLG: 0.321 Gary Rajsich, L OBP: 0.273, SLG: 0.321 (1, 1) (8, 1) (9, PH)			K		K	K		F9	

Inning	R	H	E	K	S	H	LOB	BB	P
1	0	0	0	0	3	0	0	0	3
2	0	0	0	1	5	0	0	0	5
3	0	1	0	2	8	1	1	0	8
4	1	2	2	1	8	2	2	0	8
5	0	2	0	1	5	0	0	0	5
6	0	0	1	1	6	0	1	0	6
7	1	1	2	2	16	0	2	0	16
8	0	2	3	1	9	0	3	0	9
9	0	0	0	0	3	0	0	0	3

PITCHER	IP	WLS	BF	H	R	ER	SO	BB	IBB	HBP	BLK	WP	HR	S	P	ERA	WHIP
Rich Gale, R ERA: 4.37 (1, 1)	7.0	W	29	6	2	1	8	1	1	0	0	0	0	43	51	1.29	1.000
Greg Minton, R ERA: 2.04 (8, 1)	2.0	S	9	2	0	0	0	0	1	0	0	0	0	8	12	0.00	1.000

Batter	1	2	3	4	5	6	7	8	9	AB R H RBI BB SO LOB	TOP			
Johnnie LeMaster, R (1, 6) <small>OBP: 0.260, SLG: 0.277</small>	0-0 	4-0 		4-0 	0-0 			0-0 	0-0 	3 2 2 0 2 0 0				
Duane Kuiper, L (1, 4) <small>OBP: 0.375, SLG: 0.349</small>	0-0 	0-0 		0-0 	0-0 			0-0 	4-0 	4 0 0 0 1 0 6				
Chili Davis, S (1, 8) <small>OBP: 0.335, SLG: 0.429</small>	0-0 		0-0 	0-0 		0-0 		0-0 	0-0 	6 3 4 2 0 0 2				
Jack Clark, R (1, 9) Max Venable, L (8, 9) <small>OBP: 0.353, SLG: 0.467</small> <small>OBP: 0.213, SLG: 0.271</small>	0-0 		4-0 	4-0 		0-0 		4-0 	0-0 	2 2 0 0 3 0 1 1 0 0 0 0 0 2				
Reggie Smith, S (1, 3) Dave Bergman, L (8, 3) <small>OBP: 0.331, SLG: 0.420</small> <small>OBP: 0.354, SLG: 0.343</small>		0-0 	0-0 	0-0 		0-0 		0-0 		5 0 3 3 0 0 2 0 0 0 0 0 0 0				
Jim Wohlford, R (1, 7) <small>OBP: 0.324, SLG: 0.364</small>		0-0 	0-0 	0-0 			0-0 	0-0 		4 1 2 3 0 0 1				
Bob Brenly, R (1, 2) <small>OBP: 0.330, SLG: 0.381</small>		0-0 	0-0 	0-3 			0-3 	0-3 		5 0 0 0 0 3 6				
Tom O'Malley, L (1, 5) <small>OBP: 0.343, SLG: 0.344</small>		0-0 		0-0 	1-0 		0-0 	0-0 		4 1 2 1 0 0 2				
Renie Martin, R (1, 1) Gary Lavelle, S (8, 1) Greg Minton, S (8, 1) <small>OBP: 0.286, SLG: 0.393</small> <small>OBP: 0.333, SLG: 0.500</small> <small>OBP: 0.222, SLG: 0.333</small>		0-0 		0-0 	0-3 		0-3 		0-0 	4 0 1 0 0 2 3 0 0 0 0 0 0 0 1 0 1 0 0 0 0				
Inning Stats	R: 0 H: 1 E: 0 LOB: 1 K: 0 BB: 0 S: 4 P: 4	R: 1 H: 3 E: 0 LOB: 3 K: 0 BB: 1 S: 6 P: 10	R: 1 H: 1 E: 0 LOB: 1 K: 0 BB: 1 S: 4 P: 8	R: 4 H: 4 E: 0 LOB: 2 K: 1 BB: 2 S: 9 P: 17	R: 0 H: 1 E: 0 LOB: 1 K: 1 BB: 0 S: 5 P: 6	R: 0 H: 0 E: 0 LOB: 0 K: 0 BB: 0 S: 3 P: 3	R: 0 H: 0 E: 1 LOB: 1 K: 2 BB: 0 S: 8 P: 8	R: 3 H: 4 E: 0 LOB: 2 K: 1 BB: 1 S: 9 P: 13	R: 0 H: 1 E: 0 LOB: 2 K: 0 BB: 1 S: 4 P: 8	1B: 12 SF: 1 2B: 3 SAC: 2 3B: 0 DP: 0 HR: 0 HBP: 1	WP: 0 PA: 49 PB: 0 SB: 1 CS: 0			
PITCHER	IP WLS BF H R ER SO BB IBB HBP BLK WP HR S P ERA WHIP												PITCHER	IP WLS BF H R ER SO BB IBB HBP BLK WP HR S P ERA WHIP
Jesse Orosco, L (1, 1) <small>ERA: 3.49</small>	3.2 L 21 7 5 5 0 3 0 0 0 1 0 0 18 30 12.27 2.727													
Pat Zachry, R (4, 1) <small>ERA: 4.54</small>	0.1 4 2 1 1 1 1 1 0 0 0 0 0 5 9 27.00 9.000													
Randy Jones, L (5, 1) <small>ERA: 4.8</small>	3.0 11 1 0 0 3 0 0 0 1 0 0 0 16 17 0.00 0.333													
Terry Leach, R (8, 1) <small>ERA: 2.57</small>	1.0 8 4 3 3 1 1 0 0 0 0 0 0 9 13 27.00 5.000													
Mike Scott, R (9, 1) <small>ERA: 4.33</small>	1.0 5 1 0 0 0 1 0 0 0 0 0 0 4 8 0.00 2.000													

San Francisco Giants @ New York Mets
 Shea Stadium, Flushing, NY
 Thu Jul 08 1982, 7:05 PM EDT
 Att: 12,087 - Unknown

AB	39
R	9
H	15
RBI	9
BB	6
SO	5
LOB	25



Batter	1	2	3	4	5	6	7	8	9	AB	R	H	RBI	BB	SO	LOB
Mookie Wilson, S OBP: 0.315, SLG: 0.345 (1, 8)	0-0 6-3 ①		0-0 S 2B 1B	0-3 K ③			0-0 6-3 ②	0-0 2-3 1B		5	1	2	0	0	1	2
Bob Bailor, R OBP: 0.316, SLG: 0.344 (1, 6) (9, 5)	0-0 6-3 ②		0-0 1-H 2B		0-0 5-3 ①		0-0 F9 ③	0-0 4-3 ③		5	0	1	1	0	0	2
Rusty Staub, L OBP: 0.311, SLG: 0.341 (1, 9) B B B	4-0 BB		0-0 F7 ③		0-0 F9 ②			0-0 E 1B 1B	0-0 6-3 ①	4	1	1	0	1	0	1
Dave Kingman, R OBP: 0.287, SLG: 0.444 (1, 3)	0-0 P4 ③			0-0 5-3 ①	0-0 F8 ③			0-0 E1 1B 1-3	0-3 K ②	5	1	0	0	0	1	2
George Foster, R OBP: 0.344, SLG: 0.399 (1, 7)		0-0 P6 ①		0-0 2B 1B		0-0 F7 ①		0-0 FC6-4 2B 1B 2-H 3-H	0-0 1B 1B	5	2	3	2	0	0	0
John Stearns, R OBP: 0.355, SLG: 0.424 (1, 2)		0-0 5-3 ②		0-0 1B SF8 2B 1-H		0-0 F2 ②		0-0 FC6-4 1B 1-2	0-0 F9 ③	5	1	2	1	0	0	1
Wally Backman, S OBP: 0.388, SLG: 0.370 (1, 4)		0-0 4-3 ③		0-0 BB 1B 2-3		4-0 BB BB BB		0-0 FC6-4 5-3 2B 1-2 2-3		3	1	1	0	1	0	2
Phil Mankowski, L OBP: 0.133, SLG: 0.143 (1, 5)			0-0 L3 ①	0-0 SF8 ②		0-0 F9 ③		0-0 5-3 ②		2	0	0	1	0	0	1
Ron Gardenhire, R OBP: 0.284, SLG: 0.303 (8, PH) (9, 6)				0-0 3-H BB 1B				1-2 5-3		1	0	0	0	0	0	2
Jesse Orosco, R (1, 1)			0-0 4-3 ②	4-0 BB BB BB				0-0 6-3 ①		1	0	0	0	0	0	0
Pat Zachry, R (4, 1)										0	0	0	0	0	0	0
Mike Jorgensen, L OBP: 0.386, SLG: 0.339 (4, PH)										0	0	0	0	1	0	0
Randy Jones, R OBP: 0.250, SLG: 0.160 (5, 1)										0	0	0	0	0	0	0
Joel Youngblood, R OBP: 0.276, SLG: 0.346 (7, PH)										1	0	0	0	0	0	0
Terry Leach, R (8, 1)										0	0	0	0	0	0	0
Ellis Valentine, R OBP: 0.250, SLG: 0.358 (8, PH)										1	0	1	2	0	0	0
Mike Scott, R OBP: 0.176, SLG: 0.273 (9, 1)										0	0	0	0	0	0	0


Inning Stats	R: 0	H: 0	E: 0	K: 3	H: 0	LOB: 1	BB: 1	P: 7	R: 0	H: 0	E: 0	K: 0	S: 3	R: 0	H: 0	E: 0	K: 0	S: 3	R: 0	H: 0	E: 0	K: 0	S: 3	R: 0	H: 0	E: 0	K: 0	S: 3	R: 4	H: 5	E: 1	K: 0	S: 9	R: 0	H: 1	E: 0	K: 1	S: 6	1B: 8	SF: 1	2B: 3	SAC: 0	3B: 0	DP: 0	HR: 0	HBP: 0	WP: 0	PA: 42
--------------	------	------	------	------	------	--------	-------	------	------	------	------	------	------	------	------	------	------	------	------	------	------	------	------	------	------	------	------	------	------	------	------	------	------	------	------	------	------	------	-------	-------	-------	--------	-------	-------	-------	--------	-------	--------

PITCHER	IP	WLS	BF	H	R	ER	SO	BB	IBB	HBP	BLK	WP	HR	S	P	ERA	WHIP
Renie Martin, R ERA: 4.44 (1, 1)	7.0	W	32	7	6	5	1	3	0	0	0	0	0	31	43	6.43	1.429
Gary Lavelle, L ERA: 3.22 (8, 1)	0.2		4	2	1	0	0	0	0	0	0	0	0	4	4	0.00	3.000
Greg Minton, R ERA: 2.0 (8, 1)	1.1	S	6	2	0	0	1	0	0	0	0	0	0	8	8	0.00	1.500

BOTTOM

San Francisco Giants @ New York Mets
 Shea Stadium, Flushing, NY
 Thu Jul 08 1982, 7:05 PM EDT
 Att. 12,087 - Unknown

AB	38
R	7
H	11
RBI	7
BB	3
SO	2
LOB	13



livebaseballscores.com

Batter	1	2	3	4	5	6	7	8	9	AB R H RBI BB SO LOB	TOP		
Gene Richards, L (1, 7) OBP: 0.341, SLG: 0.359 Alan Wiggins, S (8, 7) OBP: 0.320, SLG: 0.310	0-0 S S 1B		0-0 4-3	0-0 F7		0-0 4-3		0-0 4-3		5 0 1 0 0 0 2 0 0 0 0 0 0 0			
Tim Flannery, L (1, 4) OBP: 0.322, SLG: 0.323	0-0 P6		4-0 FC6-4 BB		0-0 1-3 1B		0-0 F9 BLK 1B	0-0 5-3		4 1 2 0 1 0 1			
Garry Templeton, S (1, 6) OBP: 0.297, SLG: 0.392	4-0 S 1-2 BB		0-0 FC6-4 1-2f		0-0 1-3 1-2		0-3 K 1-2		0-0 S 1B	4 1 1 0 1 1 3			
Ruppert Jones, L (1, 8) OBP: 0.423, SLG: 0.498	0-3 K 1-2 2-3			0-0 1B 2B	4-0 BB		4-0 1B BB		0-0 F7 1-2	3 1 1 0 2 1 3			
Sixto Lezcano, R (1, 9) OBP: 0.363, SLG: 0.427	0-3 K			0-0 FC5-4 1B	0-3 K		0-0 F9 2-3		0-3 K	5 0 1 1 0 3 7			
Terry Kennedy, L (1, 2) OBP: 0.304, SLG: 0.479		0-0 F9-3 1B		0-0 FC5-4 1B	0-3 K		0-0 1-3 1B		0-0 1B	5 1 3 2 0 1 3			
Broderick Perkins, L (1, 3) OBP: 0.363, SLG: 0.367		0-0 F8		0-0 FC5-4 1B		0-0 G3		4-0 1B	0-0 G3	4 0 1 0 1 0 2			
Luis Salazar, R (1, 5) OBP: 0.267, SLG: 0.344		0-0 F9-3		0-0 FC5-4 1B		0-0 E5 SH3		0-0 F9		4 1 0 0 0 0 6			
Chris Welsh, L (1, 1) OBP: 0.370, SLG: 0.400 Floyd Chiffer, R (6, 1) Luis DeLeon, R (8, 1) OBP: 0.200, SLG: 0.222			0-3 K	0-0 1B		0-0 SH3		0-0 5-3		2 0 1 2 0 1 0 1 0 0 0 0 0 0 0 0 0 0 0 0 0			
Inning Stats	R: 0 H: 1 E: 0 LOB: 2 K: 2 BB: 1 S: 8 P: 12	R: 0 H: 1 E: 0 LOB: 0 K: 0 BB: 0 S: 3 P: 3	R: 0 H: 0 E: 0 LOB: 1 K: 1 BB: 1 S: 5 P: 9	R: 3 H: 4 E: 0 LOB: 1 K: 0 BB: 0 S: 7 P: 7	R: 0 H: 1 E: 0 LOB: 2 K: 2 BB: 1 S: 8 P: 12	R: 0 H: 0 E: 1 LOB: 1 K: 0 BB: 0 S: 4 P: 4	R: 1 H: 2 E: 0 LOB: 3 K: 1 BB: 2 S: 7 P: 15	R: 0 H: 0 E: 0 LOB: 0 K: 0 BB: 0 S: 3 P: 3	R: 1 H: 2 E: 0 LOB: 1 K: 1 BB: 0 S: 7 P: 7	1B: 10 SF: 0 2B: 2 SAC: 1 3B: 0 DP: 1 HR: 0 HBP: 0	WP: 0 PA: 43 PB: 0 SB: 5 CS: 0		
PITCHER	IP WLS BF H R ER SO BB IBB HBP BLK WP HR S P ERA WHIP											PITCHER	IP WLS BF H R ER SO BB IBB HBP BLK WP HR S P ERA WHIP
Charlie Puleo, R (1, 1) ERA: 4.14 Neil Allen, R (8, 1) ERA: 2.91	7.0 L 35 9 4 4 6 4 1 0 1 0 0 42 62 5.14 1.857												2.0 8 2 1 1 1 0 0 0 0 0 0 10 10 4.50 1.000

San Diego Padres @ New York Mets
Shea Stadium, Flushing, NY
Fri Jul 09 1982, 3:33 AM EDT
Unknown

livebaseballscorecards.com

AB 37
R 5
H 11
RBI 5
BB 5
SO 7
LOB 27



Batter	1	2	3	4	5	6	7	8	9	AB	R	H	RBI	BB	SO	LOB	BOTTOM			
Mookie Wilson, S OBP: 0.318, SLG: 0.345 (1, 8)	4-0 CS BB			x 0-0 5-3		x 0-0 E6 FC5-4		x 0-0 F7 HBP 1B		3	0	1	0	1	0	1				
Bob Bailor, R OBP: 0.315, SLG: 0.339 (1, 5) (8, 4)	0-0 F8			x 0-0 5-3		x 0-0 FC5-4 1B		H 1-0 1B HBP		3	1	0	1	0	0	2				
Joel Youngblood, R OBP: 0.275, SLG: 0.346 (8, PR) (9, 4)	1-2			x 0-0 F7		x 0-0 F8 1B 1B		x 0-0 F7 2-3		0	0	0	0	0	0	0				
George Foster, R OBP: 0.343, SLG: 0.397 (1, 7)	0-0 5-3			x 0-0 F7		x 0-0 F8 1B 1B		x 0-0 F7 2-3		4	0	1	0	0	0	2				
Dave Kingman, R OBP: 0.287, SLG: 0.442 (1, 3)		x 0-0 P3		x 0-0 5-3		x 0-0 1B		x 0-0 P3		4	0	1	1	0	0	2				
Ellis Valentine, R OBP: 0.250, SLG: 0.355 (1, 9)		x 0-0 F7		x 0-0 6-3 1B		x 0-0 F8 2-3		x 0-0 P4		4	1	1	0	0	0	4				
Ron Hodges, L OBP: 0.385, SLG: 0.463 (1, 2)		x 0-0 F7		x 0-0 2B		x 0-0 4-3		x 0-0 E4 G6-4-3		4	0	1	0	0	0	2				
Wally Backman, S OBP: 0.382, SLG: 0.362 (1, 4) (8, 6)			x 0-0 6-3		x 0-0 6-3		x 0-0 6-3		x 0-0 G6-4-3	4	0	0	1	0	0	2				
Ron Gardenhire, R OBP: 0.281, SLG: 0.300 (1, 6) Gary Rajsich, L OBP: 0.270, SLG: 0.317 (7, PH) Phil Mankowski, L OBP: 0.125, SLG: 0.133 (8, 5)		S 0-3 K		x 0-0 F8		x 0-3 K		x 0-0 F8		2	0	0	0	0	1	1				
Charlie Puleo, R OBP: 0.161, SLG: 0.133 (1, 1) Mike Jorgensen, L OBP: 0.380, SLG: 0.333 (7, PH) Neil Allen, R OBP: 0.333, SLG: 0.200 (8, 1)		x 0-0 6-3		x 0-0 E9 FC5-4 1B		x 0-0 P6		x 0-0 P6		2	1	1	0	0	0	0				
Inning Stats	R: 0 E: 0 K: 0 S: 2	H: 0 LOB: 0 BB: 1 P: 6	R: 0 E: 0 K: 0 S: 3	H: 0 LOB: 0 BB: 0 P: 3	R: 0 E: 0 K: 1 S: 5	H: 0 LOB: 0 BB: 0 P: 5	R: 1 E: 0 K: 0 S: 5	H: 2 LOB: 1 BB: 0 P: 5	R: 2 E: 2 K: 0 S: 7	H: 3 LOB: 2 BB: 0 P: 7	R: 0 E: 0 K: 1 S: 5	H: 0 LOB: 0 BB: 0 P: 5	R: 0 E: 0 K: 0 S: 4	H: 1 LOB: 2 BB: 0 P: 5	R: 0 E: 1 K: 0 S: 3	H: 0 LOB: 0 BB: 0 P: 3	1B: 5 2B: 1 3B: 0 HR: 0	SF: 0 SAC: 0 DP: 1 HBP: 1	WP: 0 PB: 0 SB: 0 CS: 1	PA: 35
PITCHER	IP WLS BF H R ER SO	IP WLS BF H R ER SO	IP WLS BF H R ER SO	IP WLS BF H R ER SO	IP WLS BF H R ER SO	IP WLS BF H R ER SO	IP WLS BF H R ER SO	IP WLS BF H R ER SO	IP WLS BF H R ER SO	IP WLS BF H R ER SO	IP WLS BF H R ER SO	IP WLS BF H R ER SO	IP WLS BF H R ER SO	IP WLS BF H R ER SO	IP WLS BF H R ER SO	IP WLS BF H R ER SO	ERA WHIP	ERA WHIP		
Chris Welsh, L ERA: 4.23 (1, 1)	5.1																3.38	1.125		
Floyd Chiffer, R ERA: 2.51 (6, 1)	1.2	W	7	1	0	0	1	0	0	0	8	9	0.00	0.600						
Luis DeLeon, R ERA: 1.69 (8, 1)	2.0	S	6	0	0	0	0	0	0	0	6	6	0.00	0.000						

San Diego Padres @ New York Mets
Shea Stadium, Flushing, NY
Fri Jul 09 1982, 3:33 AM EDT
Unknown

livebaseballscorecards.com

AB	33
R	3
H	6
RBI	3
BB	1
SO	2
LOB	16



Batter	1	2	3	4	5	6	7	8	9	AB R H RBI BB SO LOB	TOP																								
Alan Wiggins, S (1, 9) OBP: 0.318, SLG: 0.309	0-0 6-3		0-0 4-3		0-0 E 1B 1B		0-0 F7			4 1 1 0 0 0 1																									
Gene Richards, L (1, 7) OBP: 0.340, SLG: 0.357	0-0 P3		0-0 6-3		0-0 E7 1B 1B			0-3 K		4 1 1 1 0 1 1																									
Garry Templeton, S (1, 6) OBP: 0.299, SLG: 0.396	0-0 2B			0-0 6-3	0-0 1B			0-0 4-3		4 0 2 1 0 0 0																									
Ruppert Jones, L (1, 8) OBP: 0.418, SLG: 0.491	0-3 K			0-0 F8	0-0 G3			0-3 K		4 0 0 0 0 2 2																									
Terry Kennedy, L (1, 2) OBP: 0.304, SLG: 0.476		0-0 F2		0-0 1B		0-0 F9			0-3 K	4 0 1 0 0 1 0																									
Broderick Perkins, L (1, 3) OBP: 0.361, SLG: 0.365		0-0 F5		0-0 F9		0-0 4-3			0-0 G4-6-3 1B	4 0 1 0 0 0 1																									
Luis Salazar, R (1, 5) OBP: 0.264, SLG: 0.339		0-0 P2			0-0 5-3	0-0 5-3			0-0 G4-6-3 1-2f	4 0 0 0 0 0 1																									
Tim Flannery, L (1, 4) OBP: 0.328, SLG: 0.329			0-0 SH1-4 1B		0-0 1B 1B		0-0 4-3			3 1 2 0 0 0 0																									
Juan Eichelberger, R (1, 1) OBP: 0.143, SLG: 0.195			0-0 SH1-4		0-0 F8		0-0 P5			1 0 0 0 0 0 1																									
Dave Dravecky, R (5, 1)										0 0 0 0 0 0 0																									
Eric Show, R (6, 1) OBP: 0.091, SLG: 0.091										0 0 0 0 0 0 0																									
Gary Lucas, L (6, 1)										1 0 0 0 0 0 0																									
Luis DeLeon, R (7, 1) OBP: 0.200, SLG: 0.222										0 0 0 0 0 0 0																									
Inning Stats	R: 0 E: 0 K: 1 S: 6	H: 1 LOB: 1 BB: 0 P: 6	R: 0 E: 0 K: 0 S: 3	H: 0 LOB: 0 BB: 0 P: 3	R: 0 E: 0 K: 0 S: 4	H: 1 LOB: 1 BB: 0 P: 4	R: 0 E: 0 K: 0 S: 4	H: 1 LOB: 1 BB: 0 P: 4	R: 3 E: 1 K: 0 S: 7	H: 4 LOB: 1 BB: 0 P: 7	R: 0 E: 0 K: 0 S: 3	H: 0 LOB: 0 BB: 0 P: 3	R: 0 E: 0 K: 2 S: 7	H: 0 LOB: 0 BB: 0 P: 7	R: 0 E: 0 K: 1 S: 5	H: 1 LOB: 0 BB: 0 P: 5	1B: 7 2B: 1 3B: 0 HR: 0	SF: 0 SAC: 1 DP: 1 HBP: 0	WP: 0 PB: 0 SB: 0 CS: 0	PA: 34															
PITCHER	IP WLS BF H R ER SO BB IBB HBP BLK WP HR S P ERA WHIP																																		
Ed Lynch, R (1, 1) ERA: 3.65	5.0	22	7	3	2	1	0	0	0	0	0	0	24	24	3.60	1.400																			
Pat Zachry, R (6, 1) ERA: 4.42	2.0	W	6	0	0	0	0	0	0	0	0	0	6	6	0.00	0.000																			
Neil Allen, R (8, 1) ERA: 2.79	2.0	S	6	1	0	0	3	0	0	0	0	0	12	12	0.00	0.500																			

San Diego Padres @ New York Mets
Shea Stadium, Flushing, NY
Fri Jul 09 1982, 3:38 AM EDT
Att. 16,546 - Unknown

livebaseballscorecards.com

AB	33
R	3
H	8
RBI	2
BB	0
SO	4
LOB	7



Batter	1	2	3	4	5	6	7	8	9	AB	R	H	RBI	BB	SO	LOB	BOTTOM		
Wally Backman, S OBP: 0.386, SLG: 0.362 (1, 4) (7, 5)	0-0 F9 1B		0-0 F9		4-0 BB		4-0 SH1-3 HR BB	0-0 1-3		3	1	1	1	2	0	1	<p>San Diego Padres @ New York Mets Shea Stadium, Flushing, NY Fri Jul 09 1982, 3:38 AM EDT Att. 16,546 - Unknown</p>		
Rusty Staub, L OBP: 0.302, SLG: 0.330 Neil Allen, R OBP: 0.333, SLG: 0.200 (1, 9) (8, 1)	0-0 F9			0-0 F9	0-0 4-3		0-0 SH1-3			3	0	0	0	0	0	4			
George Foster, R OBP: 0.345, SLG: 0.408 (1, 7)	0-0 5-3			0-0 G6-4-3 1B		0-0 HR	0-0 6-3			4	1	2	2	0	0	2			
Dave Kingman, R OBP: 0.286, SLG: 0.450 (1, 3)	0-0 4-3			0-0 G6-4-3		0-0 F9	0-0 HR			4	1	1	2	0	0	2			
Joel Youngblood, R OBP: 0.275, SLG: 0.350 (1, 8) (7, 4)		0-0 P4			0-0 6-3	0-0 2B	0-0 P4			4	0	1	0	0	0	0			
Ron Hodges, L OBP: 0.390, SLG: 0.451 (1, 2)		0-0 G3			4-0 E 1B BB	4-0 BB		0-0 F7		2	1	0	0	2	0	0			
Phil Mankowski, L OBP: 0.167, SLG: 0.176 Ellis Valentine, R OBP: 0.247, SLG: 0.350 (1, 5) (6, PH) (7, 8) (8, 9)		0-0 F8			0-0 E8 BB 1B	0-3 K		0-0 E4 3B		2	0	1	0	0	0	0			
Ron Gardenhire, R OBP: 0.277, SLG: 0.295 (1, 6)			0-0 F8		0-3 K	0-0 1-3		0-0 5-3		4	0	0	0	0	1	5			
Ed Lynch, R Mike Jorgensen, L Pat Zachry, R John Stearns, R Mookie Wilson, S OBP: 0.389, SLG: 0.333 ERA: 2.12 OBP: 0.357, SLG: 0.426 ERA: 1.8 OBP: 0.319, SLG: 0.353 (1, 1) (5, PH) (6, 1) (7, PH) (8, 8)			0-3 K		4-0 BB		0-0 SH1-3 BB 6-3 1B	0-0 2-H 3B		1	0	0	0	0	1	0			
Inning Stats	R: 0 E: 0 K: 0 S: 4	H: 1 LOB: 1 BB: 0 P: 4	R: 0 E: 0 K: 0 S: 3	H: 0 LOB: 0 BB: 0 P: 3	R: 0 E: 0 K: 1 S: 5	H: 0 LOB: 0 BB: 0 P: 5	R: 0 E: 0 K: 0 S: 3	H: 1 LOB: 0 BB: 0 P: 3	R: 1 E: 1 K: 1 S: 6	H: 1 LOB: 3 BB: 3 P: 18	R: 1 E: 0 K: 1 S: 7	H: 2 LOB: 2 BB: 1 P: 11	R: 3 E: 0 K: 0 S: 5	H: 2 LOB: 0 BB: 1 P: 9	R: 1 E: 1 K: 0 S: 5	H: 1 LOB: 1 BB: 0 P: 5	1B: 4 SF: 0 2B: 1 SAC: 1 3B: 1 DP: 1 HR: 2 HBP: 0	WP: 0 PA: 37 PB: 0 SB: 1 CS: 0	
PITCHER	IP WLS BF H R ER SO BB IBB HBP BLK WP HR S P ERA WHIP	IP WLS BF H R ER SO BB IBB HBP BLK WP HR S P ERA WHIP	IP WLS BF H R ER SO BB IBB HBP BLK WP HR S P ERA WHIP	IP WLS BF H R ER SO BB IBB HBP BLK WP HR S P ERA WHIP	IP WLS BF H R ER SO BB IBB HBP BLK WP HR S P ERA WHIP	IP WLS BF H R ER SO BB IBB HBP BLK WP HR S P ERA WHIP	IP WLS BF H R ER SO BB IBB HBP BLK WP HR S P ERA WHIP	IP WLS BF H R ER SO BB IBB HBP BLK WP HR S P ERA WHIP	IP WLS BF H R ER SO BB IBB HBP BLK WP HR S P ERA WHIP	IP WLS BF H R ER SO BB IBB HBP BLK WP HR S P ERA WHIP	IP WLS BF H R ER SO BB IBB HBP BLK WP HR S P ERA WHIP	IP WLS BF H R ER SO BB IBB HBP BLK WP HR S P ERA WHIP	IP WLS BF H R ER SO BB IBB HBP BLK WP HR S P ERA WHIP	IP WLS BF H R ER SO BB IBB HBP BLK WP HR S P ERA WHIP	IP WLS BF H R ER SO BB IBB HBP BLK WP HR S P ERA WHIP	IP WLS BF H R ER SO BB IBB HBP BLK WP HR S P ERA WHIP	IP WLS BF H R ER SO BB IBB HBP BLK WP HR S P ERA WHIP	IP WLS BF H R ER SO BB IBB HBP BLK WP HR S P ERA WHIP	IP WLS BF H R ER SO BB IBB HBP BLK WP HR S P ERA WHIP
Juan Eichelberger, R ERA: 4.24 Dave Dravecky, L Eric Show, R Gary Lucas, L Luis DeLeon, R ERA: 1.8 (1, 1) (5, 1) (6, 1) (6, 1) (7, 1)	4.2 0.1 0.1 1.0 1.2	WLS 0 0 L 0	BF 19 3 6 8	H 3 2 1 2	R 1 1 2 2	ER 1 1 2 1	SO 2 0 1 0	BB 3 0 2 0	IBB 0 0 0 0	HBP 0 0 0 0	BLK 0 0 0 0	WP 0 0 0 0	HR 0 1 0 1	S 20 1 6 8	P 32 1 3 14 8	ERA 1.93 0.00 27.00 18.00 5.40	WHIP 1.286 0.000 6.000 3.000 1.200	IP WLS BF H R ER SO BB IBB HBP BLK WP HR S P ERA WHIP	IP WLS BF H R ER SO BB IBB HBP BLK WP HR S P ERA WHIP

livebaseballscorecards.com

AB	31
R	6
H	8
RBI	6
BB	5
SO	3
LOB	16



Batter	1	2	3	4	5	6	7	8	9	AB R H RBI BB SO LOB	TOP			
Alan Wiggins, S (1, 8) OBP: 0.316, SLG: 0.306	0-0 F6		0-0 5-3		0-0 5-3		0-0 1B 1B	0-0 FC4 1B		5 2 1 0 0 0 2				
Gene Richards, L (1, 7) OBP: 0.353, SLG: 0.383	0-0 S E 1B		0-0 HR		0-0 E 1B		0-0 1-2 1B 1B	0-0 1-H 3-H 1B		5 2 5 3 0 0 0				
Garry Templeton, S (1, 6) OBP: 0.295, SLG: 0.391 Dave Dravecky, R (8, 1)	0-3 K 1-2		0-3 K		0-0 E5 1-3		0-3 K	0-0 6-3		5 0 0 0 0 3 5 0 0 0 0 0 0 0				
Sixto Lezcano, R (1, 9) OBP: 0.360, SLG: 0.423	0-0 E2 2-H			0-0 F2	0-3 K		0-0 1-2 2-H 1B		0-0 1-3	5 0 1 1 0 1 2				
Kurt Bevacqua, R (1, 3) OBP: 0.323, SLG: 0.317 Broderick Perkins, L (7, PH) OBP: 0.357, SLG: 0.361	0-3 K			0-0 BB 1B 1B	0-0 L4		0-0 G3		0-0 F9	3 1 1 0 0 1 3 2 0 0 0 0 0 2				
Luis Salazar, R (1, 5) OBP: 0.262, SLG: 0.337		0-0 6-3		0-0 1-2 BB 1B 1B		0-0 F8		0-3 K	0-0 1-3	5 0 1 0 0 1 0				
Joe Pittman, R (1, 4) OBP: 0.275, SLG: 0.300		0-0 4-3		4-0 BB BB BB	4-0 1B BB	0-0 6-3		0-0 1B 1B		3 1 1 0 1 0 0				
Steve Swisher, R (1, 2) OBP: 0.240, SLG: 0.375 Joe Lefebvre, L (8, PH) OBP: 0.240, SLG: 0.213		0-0 4-3		0-3 K	0-3 K	0-3 K		0-0 FC4 1B 1B		3 0 0 0 0 2 3 1 1 1 0 0 0 0				
John Curtis, L (1, 1) OBP: 0.281, SLG: 0.344 Mario Ramirez, R (7, PH) OBP: 0.240, SLG: 0.217 Floyd Chiffer, R (7, 1) Terry Kennedy, L (8, PH) OBP: 0.306, SLG: 0.478 Tim Flannery, L (8, 6) OBP: 0.328, SLG: 0.329			0-0 F7	0-0 1-2 2-H 3-H 1B	0-0 1B		0-0 6-3	0-0 FC4 1B		2 0 1 1 0 0 0 1 0 0 0 0 0 0 0 0 0 0 0 0 0 1 0 1 1 0 0 0 0 0 0 0 0 0 0				
Inning Stats	R: 1 E: 1 K: 2 S: 9 H: 1 LOB: 1 BB: 0 P: 9	R: 0 E: 0 K: 0 S: 3 H: 0 LOB: 0 BB: 0 P: 3	R: 1 E: 0 K: 1 S: 6 H: 1 LOB: 0 BB: 0 P: 6	R: 1 E: 0 K: 1 S: 7 H: 3 LOB: 2 BB: 1 P: 11	R: 0 E: 1 K: 1 S: 7 H: 1 LOB: 2 BB: 0 P: 7	R: 0 E: 0 K: 1 S: 5 H: 0 LOB: 0 BB: 0 P: 5	R: 1 E: 0 K: 1 S: 8 H: 3 LOB: 2 BB: 0 P: 8	R: 3 E: 0 K: 1 S: 9 H: 4 LOB: 1 BB: 0 P: 9	R: 0 E: 0 K: 0 S: 3 H: 0 LOB: 0 BB: 0 P: 3	1B: 12 2B: 0 3B: 0 HR: 1 SF: 0 SAC: 0 DP: 0 HBP: 0	WP: 0 PB: 0 SB: 2 CS: 0 PA: 42			
PITCHER	IP WLS BF H R ER SO BB IBB HBP BLK WP HR S P ERA WHIP												PITCHER	IP WLS BF H R ER SO BB IBB HBP BLK WP HR S P ERA WHIP
Pete Falcone, L (1, 1) ERA: 3.58	6.2 W 31 9 4 3 7 1 0 0 0 0 0 1 44 48 4.05 1.500													
Neil Allen, R (7, 1) ERA: 3.28	1.0 7 4 3 3 1 0 0 0 0 0 0 0 9 9 27.00 4.000													
Terry Leach, R (8, 1) ERA: 2.35	1.1 S 4 0 0 0 0 0 0 0 0 0 0 0 4 4 0.00 0.000													

San Diego Padres @ New York Mets
 Shea Stadium, Flushing, NY
 Sat Jul 10 1982, 7:05 PM EDT
 Att: 51,515 - Unknown

livebaseballscorecards.com

AB	41
R	7
H	13
RBI	6
BB	1
SO	8
LOB	17



Batter	1	2	3	4	5	6	7	8	9
Joel Youngblood, R (1, 4) OBP: 0.284, SLG: 0.359	0-0 F9		0-0 1B	0-0 2B		0-0 F7		1-0 SH5-3 1B HBP	
Rusty Staub, L (1, 9) Mookie Wilson, S (7, 8) OBP: 0.291, SLG: 0.316 OBP: 0.319, SLG: 0.353	0-0 4-3		0-3 K	0-0 4-3		0-0 F7		0-0 SH5-3	
George Foster, R (1, 7) OBP: 0.346, SLG: 0.408	0-0 F8			0-0 HR 1B	0-0 1B BB 1B		0-3 K	0-0 E4 3-1 1B	
Dave Kingman, R (1, 3) Mike Jorgensen, L (7, PR) OBP: 0.289, SLG: 0.459 OBP: 0.397, SLG: 0.345		0-0 HR		0-0 E1 HR	0-0 F7		4-0 1B BB 1B	0-0 3-1 1B	
Ellis Valentine, R (1, 8) OBP: 0.257, SLG: 0.373		0-0 L6		0-0 HR	4-0 1B BB 1B		0-0 1B SF8 1B	0-0 3-1	
Ron Hodges, L (1, 2) OBP: 0.400, SLG: 0.453		0-0 CS 1B		4-0 SH1-3 2B BB	0-0 F8		0-0 1-3 2-H 1B	0-0 P4	
Wally Backman, S (1, 5) Phil Mankowski, L (7, 5) OBP: 0.386, SLG: 0.361 OBP: 0.158, SLG: 0.176		0-0 F9		0-0 4-3	0-0 1-2 2-3 1B		0-0 SF8		
Ron Gardenhire, R (1, 6) OBP: 0.280, SLG: 0.295			0-0 1-3	0-0 SH1-3 2B 1B	0-0 F8		4-0 BB		
Pete Falcone, L (1, 1) Neil Allen, R (7, 1) Terry Leach, R (8, 1) OBP: 0.111, SLG: 0.139 OBP: 0.286, SLG: 0.167			0-0 F7	0-0 SH1-3		0-0 P4	0-3 K		

AB	R	H	RBI	BB	SO	LOB
4	1	2	2	0	0	0
4	0	0	0	0	1	2
0	0	0	0	0	0	0
5	1	2	0	0	1	1
3	2	1	1	1	0	2
1	1	1	1	0	0	0
4	2	2	3	1	0	2
4	1	2	1	1	0	4
3	0	1	0	0	0	2
0	0	0	1	0	0	0
3	1	1	0	1	0	3
2	0	0	0	0	0	0
1	0	0	0	0	1	2
0	0	0	0	0	0	0

BOTTOM

San Diego Padres @ New York Mets
Shea Stadium, Flushing, NY
Sat Jul 10 1982, 7:05 PM EDT
Att. 51,515 - Unknown

livebaseballscorecards.com

AB	34
R	9
H	12
RBI	9
BB	4
SO	3
LOB	18



1B: 9	SF: 1
2B: 1	SAC: 2
3B: 0	DP: 0
HR: 2	HBP: 1

WP: 0	PA: 42
PB: 0	
SB: 1	
CS: 1	

Inning Stats		R: 0	H: 0	R: 1	H: 2	R: 0	H: 1	R: 5	H: 4	R: 0	H: 2	R: 0	H: 0	R: 2	H: 2	R: 1	H: 1
		E: 0	LOB: 0	E: 0	LOB: 0	E: 0	LOB: 1	E: 1	LOB: 1	E: 0	LOB: 3	E: 0	LOB: 0	E: 0	LOB: 2	E: 1	LOB: 2
		K: 0	BB: 0	K: 0	BB: 0	K: 1	BB: 0	K: 0	BB: 1	K: 0	BB: 1	K: 0	BB: 0	K: 2	BB: 2	K: 0	BB: 0
		S: 3	P: 3	S: 4	P: 4	S: 6	P: 6	S: 8	P: 12	S: 5	P: 9	S: 3	P: 3	S: 9	P: 17	S: 5	P: 6
PITCHER	IP	WLS	BF	H	R	ER	SO	BB	IBB	HBP	BLK	WP	HR	S	P	ERA	WHIP
John Curtis, L (1, 1) ERA: 3.77	6.0	L	29	9	6	3	1	2	0	0	0	0	2	29	37	4.50	1.833
Floyd Chiffer, R (7, 1) ERA: 2.86	1.0		7	2	2	2	2	2	0	0	0	0	0	9	17	18.00	4.000
Dave Dravecky, L (8, 1) ERA: 3.68	1.0		6	1	1	1	0	0	0	1	0	0	0	5	6	9.00	1.000

Batter	1	2	3	4	5	6	7	8	9	AB R H RBI BB SO LOB	TOP											
Gene Richards, L (1, 7) OBP: 0.354, SLG: 0.384	0-0 1-3		0-0 SH5-4 3B 1B	0-0 1B FC6-4		0-0 3-1			0-0 4-3	5 2 2 0 0 0 1												
Tim Flannery, L (1, 4) OBP: 0.326, SLG: 0.327	0-3 K		0-0 SH5-4	0-0 FC6-4 1B		0-0 4-3			0-0 F7	4 0 1 0 0 1 0												
Garry Templeton, S (1, 6) OBP: 0.294, SLG: 0.394	0-0 F8		0-0 2B 3B	0-0 FC6-4 1-2f					0-0	5 1 1 3 0 0 1												
Ruppert Jones, L (1, 8) OBP: 0.416, SLG: 0.488		0-0 1B 1B	0-3 K	0-0 F8					0-0 F8	4 0 1 0 0 1 2												
Sixto Lezcano, R (1, 9) OBP: 0.362, SLG: 0.428		0-0 1B 1B	0-0 2B		0-3 K				0-0 F9	4 0 2 1 0 1 0												
Terry Kennedy, L (1, 2) OBP: 0.305, SLG: 0.473		0-0 F9	1-0 HBP		0-0 F8				0-3 K	3 0 0 0 0 1 1												
Broderick Perkins, L (1, 3) OBP: 0.355, SLG: 0.358		0-0 1B	0-0 1-3		0-0 4-3				0-0 P4	4 0 1 0 0 0 2												
Luis Salazar, R (1, 5) OBP: 0.262, SLG: 0.336	0-0 4-3			0-0 F8		0-0 3-1 E WP 1B			0-0 E5	4 1 1 0 0 0 2												
Tim Lollar, L (1, 1) OBP: 0.309, SLG: 0.500			0-0 SH5-4 3B 1B	0-0 HR		0-0 P6			0-3 K	4 2 2 1 0 1 2												
Eric Show, R (9, 1) OBP: 0.091, SLG: 0.091										0 0 0 0 0 0 0												
Inning Stats	R: 0 E: 0 K: 1 S: 5	H: 0 LOB: 0 BB: 0 P: 5	R: 0 E: 0 K: 0 S: 5	H: 3 LOB: 2 BB: 0 P: 5	R: 3 E: 0 K: 1 S: 9	H: 4 LOB: 2 BB: 0 P: 10	R: 2 E: 0 K: 0 S: 6	H: 3 LOB: 1 BB: 0 P: 6	R: 0 E: 0 K: 1 S: 5	H: 0 LOB: 0 BB: 0 P: 5	R: 1 E: 1 K: 0 S: 4	H: 1 LOB: 0 BB: 0 P: 4	R: 0 E: 0 K: 0 S: 3	H: 0 LOB: 0 BB: 0 P: 3	R: 0 E: 1 K: 2 S: 8	H: 0 LOB: 1 BB: 0 P: 8	R: 0 E: 0 K: 0 S: 3	H: 0 LOB: 0 BB: 0 P: 3	1B: 8 2B: 1 3B: 1 HR: 1	SF: 0 SAC: 1 DP: 0 HBP: 1	WP: 1 PB: 0 SB: 1 CS: 0	PA: 39
PITCHER	IP WLS BF H R ER SO BB IBB HBP BLK WP HR S P ERA WHIP																					
Mike Scott, R (1, 1) ERA: 4.63	3.1 L 19 9 5 5 2 0 0 1 0 0 1 22 23 13.50 2.700																					
Brent Gaff, R (4, 1) ERA:	3.2 13 2 1 0 1 0 0 0 0 1 0 15 15 0.00 0.545																					
Pat Zachry, R (8, 1) ERA: 4.31	2.0 7 0 0 0 2 0 0 0 0 0 0 11 11 0.00 0.000																					

San Diego Padres @ New York Mets
Shea Stadium, Flushing, NY
Sun Jul 11 1982, 3:33 AM EDT
Att. 20,240 - Unknown

livebaseballscorecards.com

AB	37
R	6
H	11
RBI	5
BB	0
SO	5
LOB	11



Batter	1	2	3	4	5	6	7	8	9	AB	R	H	RBI	BB	SO	LOB
Joel Youngblood, R (1, 4) OBP: 0.276, SLG: 0.349	0-0 F9		0-0 FC6		0-0 P4		0-0 FC6		0-0 P4	5	0	0	0	0	0	4
Rusty Staub, L (1, 9) OBP: 0.287, SLG: 0.303	0-0 4-3			0-0 F7		4-0 2B SF7 BB	0-0 P2		0-0 4-3	4	1	0	0	1	0	2
George Foster, R (1, 7) OBP: 0.348, SLG: 0.416	0-0 F9			0-0 6-3		0-0 2B		0-0 F8 4-3 2B		4	1	2	0	0	0	0
Dave Kingman, R (1, 3) OBP: 0.295, SLG: 0.459		4-0 FC5-4 BB		0-0 2B 1B		4-0 BB		0-0 F8 2-3		2	0	1	0	2	0	1
Ellis Valentine, R (1, 8) OBP: 0.256, SLG: 0.370		0-0 F9		0-0 2B		0-0 P4		0-0 4-3		1	0	0	0	0	0	1
Mookie Wilson, S (4, PH) OBP: 0.320, SLG: 0.356				1-3 2B						3	0	1	1	0	0	3
John Stearns, R (1, 2) OBP: 0.356, SLG: 0.425		0-0 FC5-4 PO		0-0 F8		0-0 SF7		0-0 FC4-6 1B		3	0	1	1	0	0	3
Wally Backman, S (1, 5) OBP: 0.383, SLG: 0.359		0-0 PO	0-0 FC3-6 1B		0-0 L3	0-0 F9		0-0 FC4-6 1B		4	0	1	0	0	0	3
Ron Gardenhire, R (1, 6) OBP: 0.280, SLG: 0.295			0-0 FC3-6 FC6 1B		0-3 K		0-0 FC6 1B		0-0 L5	4	0	1	0	0	1	1
Mike Scott, R (1, 1) OBP: 0.171, SLG: 0.265			0-3 K		4-0 BB				0-0 1B	1	0	0	0	0	1	1
Brent Gaff, R (4, 1)										0	0	0	0	1	0	0
Gary Rajsich, L (7, PH) OBP: 0.267, SLG: 0.313										1	0	0	0	0	1	1
Pat Zachry, R (8, 1)										0	0	0	0	0	0	0
Mike Jorgensen, L (9, PH) OBP: 0.405, SLG: 0.356										1	0	1	0	0	0	0

Inning Stats	R: 0	H: 0	E: 0	LOB: 0	K: 0	BB: 0	S: 3	P: 3	R: 0	H: 0	E: 0	LOB: 0	K: 0	BB: 1	S: 2	P: 6	R: 0	H: 1	E: 0	LOB: 1	K: 1	BB: 0	S: 6	P: 6	R: 0	H: 2	E: 0	LOB: 2	K: 0	BB: 0	S: 5	P: 5	R: 0	H: 0	E: 0	LOB: 1	K: 1	BB: 1	S: 5	P: 9	R: 1	H: 1	E: 0	LOB: 2	K: 0	BB: 2	S: 4	P: 12	R: 0	H: 1	E: 0	LOB: 1	K: 1	BB: 0	S: 6	P: 6	R: 1	H: 2	E: 0	LOB: 1	K: 0	BB: 0	S: 5	P: 5	R: 0	H: 1	E: 0	LOB: 1	K: 0	BB: 0	S: 4	P: 4	1B: 5	SF: 1	2B: 3	SAC: 0	3B: 0	DP: 0	HR: 0	HBP: 0	WP: 0	PA: 39
--------------	------	------	------	--------	------	-------	------	------	------	------	------	--------	------	-------	------	------	------	------	------	--------	------	-------	------	------	------	------	------	--------	------	-------	------	------	------	------	------	--------	------	-------	------	------	------	------	------	--------	------	-------	------	-------	------	------	------	--------	------	-------	------	------	------	------	------	--------	------	-------	------	------	------	------	------	--------	------	-------	------	------	-------	-------	-------	--------	-------	-------	-------	--------	-------	--------

PITCHER	IP	WLS	BF	H	R	ER	SO	BB	IBB	HBP	BLK	WP	HR	S	P	ERA	WHIP
Tim Lollar, L (1, 1) ERA: 2.71	8.0	W	34	7	2	2	3	4	0	0	0	0	0	36	52	2.25	1.375
Eric Show, R (9, 1) ERA: 2.09	1.0		4	1	0	0	0	0	0	0	0	0	0	4	4	0.00	1.000

BOTTOM


San Diego Padres @ New York Mets
Shea Stadium, Flushing, NY
Sun Jul 11 1982, 3:33 AM EDT
Att. 20,240 - Unknown

livebaseballscores.com

AB	33
R	2
H	8
RBI	2
BB	4
SO	3
LOB	20



Batter	1	2	3	4	5	6	7	8	9	AB R H RBI BB SO LOB	TOP											
Mookie Wilson, S (1, 8) OBP: 0.321, SLG: 0.368	0-0 G3			0-0 6-3		0-0 1-H HR	0-0 5-3		0-0 2B	5 1 2 2 0 0 2	New York Mets @ Los Angeles Dodgers Dodger Stadium, Los Angeles, CA Thu Jul 15 1982, 7:05 PM PDT Att. 39,330 - Unknown livebaseballscorecards.com											
John Stearns, R (1, 2) OBP: 0.354, SLG: 0.425	0-0 4-3			0-0 L5		0-0 PB SF8 2B		0-3 K	0-3 K	5 1 1 0 0 2 1												
George Foster, R (1, 7) OBP: 0.349, SLG: 0.416	0-0 5-3			0-0 HR 1B		0-0 SF8		4-0 1B BB BB		2 1 1 1 1 0 0												
Dave Kingman, R (1, 3) Mike Jorgensen, L (8, PR) OBP: 0.297, SLG: 0.469 OBP: 0.405, SLG: 0.356 (8, 3)		0-0 6-3		0-0 1-H HR		0-3 K		4-0 1B BB		3 1 1 2 1 1 0 0 0 0 0 0 0 0												
Ellis Valentine, R (1, 9) OBP: 0.256, SLG: 0.367		0-0 F8		0-0 1-3		0-0 6-3		0-0 1-2 2-3 1B		4 0 1 0 0 0 0												
Joel Youngblood, R (1, 4) OBP: 0.276, SLG: 0.343		0-0 1-3			0-0 F3		1-0 SH1-4 BB HBP		0-0 F8	3 0 0 0 0 0 3												
Wally Backman, S (1, 5) Phil Mankowski, L (7, 5) OBP: 0.383, SLG: 0.356 OBP: 0.150, SLG: 0.167			0-3 K		0-0 6-3		4-0 1-2 SH1-4 BB		0-0 4-3	2 0 0 0 1 1 0 1 0 0 0 0 0 3												
Ron Gardenhire, R (1, 6) OBP: 0.276, SLG: 0.291			0-3 K		0-0 G3		0-0 SH1-4 1-2 2-3		0-0 F8	3 0 0 0 0 1 0												
Charlie Puleo, R (1, 1) Terry Leach, R (7, 1) OBP: 0.176, SLG: 0.152			0-0 5-3			0-0 HR 1B		0-0 4-3	0-0 F3	3 1 1 0 0 0 2 1 0 0 0 0 0 0												
Inning Stats	R: 0 E: 0 K: 0 S: 3	H: 0 LOB: 0 BB: 0 P: 3	R: 0 E: 0 K: 0 S: 3	H: 0 LOB: 0 BB: 0 P: 3	R: 0 E: 0 K: 2 S: 7	H: 0 LOB: 0 BB: 0 P: 7	R: 2 E: 0 K: 0 S: 5	H: 2 LOB: 0 BB: 0 P: 5	R: 0 E: 0 K: 0 S: 3	H: 0 LOB: 0 BB: 0 P: 3		R: 3 E: 0 K: 1 S: 8	H: 3 LOB: 0 BB: 0 P: 8	R: 0 E: 0 K: 0 S: 3	H: 0 LOB: 2 BB: 1 P: 8	R: 0 E: 0 K: 1 S: 6	H: 1 LOB: 3 BB: 2 P: 14	R: 0 E: 0 K: 1 S: 6	H: 1 LOB: 1 BB: 0 P: 6	1B: 3 2B: 2 3B: 0 HR: 2	SF: 1 SAC: 1 DP: 0 HBP: 1	WP: 0 PB: 1 SB: 0 CS: 0
PITCHER	IP WLS BF H R ER SO BB IBB HBP BLK WP HR S P ERA WHIP											PITCHER	IP WLS BF H R ER SO BB IBB HBP BLK WP HR S P ERA WHIP									
Jerry Reuss, L (1, 1) ERA: 3.4	6.0 L 23 5 5 4 3 0 0 0 0 0 2 29 29 6.00 0.833																					
Alejandro Pena, R (7, 1) ERA: 4.54	0.0 2 0 0 0 0 0 1 0 1 0 0 0 0 5 ∞ ∞																					
Terry Forster, L (7, 1) ERA: 3.97	2.0 9 1 0 0 1 2 0 0 0 0 0 0 9 17 0.00 1.500																					
Tom Niedenfuer, R (9, 1) ERA: 4.3	1.0 4 1 0 0 1 0 0 0 0 0 0 0 6 6 0.00 1.000																					



Batter	1	2	3	4	5	6	7	8	9	AB R H RBI BB SO LOB
Steve Sax, R (1, 4) OBP: 0.342, SLG: 0.339	4-0 BB 1B		0-0 F9		0-0 F9		0-0 E4 4-3 1B		0-3 K	4 1 1 0 1 1 0
Bill Russell, R (1, 6) OBP: 0.353, SLG: 0.309	0-0 6-3 1B		0-0 6-3		0-0 6-3		0-0 4-3		0-0 F7	5 0 1 0 0 0 1
Dusty Baker Jr., R (1, 7) OBP: 0.359, SLG: 0.490	0-0 6-3		0-0 HBP 1B		4-0 E S BB		4-0 1B BB		0-0 1B	3 0 2 0 2 0 1
Pedro Guerrero, R (1, 8) OBP: 0.339, SLG: 0.515	0-0 5-3		1-0 HBP		0-0 F8 1-3		0-0 F3		0-0 5-3	4 0 0 0 0 0 5
Ron Cey, R (1, 5) OBP: 0.333, SLG: 0.411		0-0 1-6-3 1B	0-0 F8		0-0 F8		0-0 FC4-6 1B			4 1 2 1 0 0 2
Steve Garvey, R (1, 3) OBP: 0.272, SLG: 0.401		0-0 1-6-3		0-3 K		0-0 BB 1B	0-0 FC4-6			4 0 1 0 0 1 3
Mike Marshall, R (1, 9) OBP: 0.422, SLG: 0.632		0-0 P3		0-0 5-3		4-0 BB		0-0 F9		3 0 0 0 1 0 1
Mike Scioscia, L (1, 2) OBP: 0.300, SLG: 0.276		0-0 2-H 1B		4-0 BB		0-0 F7		0-0 6-3		3 0 1 1 1 0 2
Jerry Reuss, L (1, 1) OBP: 0.239, SLG: 0.227 Rick Monday, L (6, PH) OBP: 0.494, SLG: 0.533 Alejandro Peña, R (7, 1) Terry Forster, L (7, 1) Jorge Orta, L (8, PH) OBP: 0.283, SLG: 0.333 Tom Niedentuer, R (9, 1)		0-3 K		0-3 K		0-0 F7		0-0 4-3		2 0 0 0 0 0 2 2 1 0 0 0 0 0 0 2 0 0 0 0 0 0 0 0 0 0 0 0 0 0 0 0 1 0 0 0 0 0 0 0 0 0 0 0 0 0 0 0

Inning Stats	R: 0	H: 1	E: 0	K: 3	S: 3	R: 1	H: 2	E: 0	K: 1	S: 7	R: 0	H: 1	E: 0	K: 0	S: 4	R: 0	H: 0	E: 0	K: 2	S: 7	R: 0	H: 0	E: 0	K: 0	S: 3	R: 1	H: 2	E: 1	K: 0	S: 5	R: 0	H: 0	E: 0	K: 0	S: 3	R: 0	H: 1	E: 0	K: 1	S: 6	1B: 8	2B: 0	3B: 0	HR: 0	SF: 0	SAC: 0	DP: 0	HBP: 1	WP: 0	PB: 0	SB: 1	CS: 0	PA: 40
CHARLIE PULEO, R (1, 1) ERA: 4.05	IP: 6.2	WLS: W	BF: 32	H: 7	R: 2	ER: 2	SO: 3	BB: 5	IBB: 0	HBP: 1	BLK: 0	WP: 0	HR: 0	S: 32	P: 53	ERA: 2.70	WHIP: 1.800																																				
TERRY LEACH, R (7, 1) ERA: 2.04	IP: 2.1	WLS: S	BF: 8	H: 1	R: 0	ER: 0	SO: 1	BB: 0	IBB: 0	HBP: 0	BLK: 0	WP: 0	HR: 0	S: 10	P: 10	ERA: 0.00	WHIP: 0.429																																				

BOTTOM

New York Mets @ Los Angeles Dodgers
Dodger Stadium, Los Angeles, CA

Thu Jul 15 1982, 7:05 PM PDT
 Att. 39,330 - Unknown

livebaseballscores.com

AB	34
R	2
H	8
RBI	2
BB	5
SO	4
LOB	19



Batter	1	2	3	4	5	6	7	8	9	AB R H RBI BB SO LOB	TOP
Mookie Wilson, S OBP: 0.323, SLG: 0.368 (1, 8) <small>BB</small>	4-0 SH FC1-5-2 BB		0-0 G3		0-0 G6-4-3 1B		0-3 K			3 0 1 0 1 1 1	
John Stearns, R OBP: 0.350, SLG: 0.420 (1, 2) <small>X</small>	0-0 SH FC1-5-2 1-3 HR		0-0 F9		0-0 G6-4-3 1-2f		0-0 P4			3 1 0 0 0 0 2	
George Foster, R OBP: 0.345, SLG: 0.411 (1, 7) <small>X</small>	0-0 FC1-5-2 1-3 HR		0-0 F3				0-3 K			4 1 0 0 0 2 2	
Dave Kingman, R OBP: 0.303, SLG: 0.483 (1, 3) <small>X</small>	0-0 HR						0-0 WP 1B			4 3 3 3 0 0 0	
Ellis Valentine, R OBP: 0.261, SLG: 0.376 (1, 9) <small>X</small>	0-0 G5-4-3 1B						0-3 K 1-2			4 1 2 1 0 1 1	
Joel Youngblood, R OBP: 0.280, SLG: 0.346 (1, 4) <small>X</small>	0-0 G5-4-3 1-2f						0-0 CS 1B			4 0 2 2 0 1 1	
Wally Backman, S OBP: 0.377, SLG: 0.349 (1, 5)							0-3 K			4 0 0 0 0 2 2	
Ron Gardenhire, R OBP: 0.276, SLG: 0.294 (1, 6)							0-0 SH3 2B			4 0 1 0 0 0 0	
Pete Falcone, L OBP: 0.108, SLG: 0.135 Pat Zachry, R Gary Rajsich, L OBP: 0.267, SLG: 0.313 Ed Lynch, R							0-0 SH3			1 0 0 0 0 1 0 1 0 0 0 0 1 0 0 0 0 0 0 0 0 0 0 0 0 0 0 0	
Inning Stats	R: 3 H: 2 E: 1 LOB: 0 K: 0 BB: 1 S: 5 P: 9	R: 0 H: 0 E: 0 LOB: 0 K: 1 BB: 0 S: 5 P: 5	R: 0 H: 0 E: 0 LOB: 0 K: 0 BB: 0 S: 3 P: 3	R: 2 H: 3 E: 0 LOB: 0 K: 1 BB: 0 S: 7 P: 7	R: 0 H: 1 E: 0 LOB: 0 K: 1 BB: 0 S: 5 P: 5	R: 1 H: 2 E: 0 LOB: 1 K: 3 BB: 0 S: 11 P: 11	R: 0 H: 1 E: 0 LOB: 1 K: 1 BB: 0 S: 6 P: 6	R: 0 H: 0 E: 0 LOB: 0 K: 1 BB: 0 S: 5 P: 5	R: 0 H: 0 E: 0 LOB: 0 K: 1 BB: 0 S: 5 P: 5	1B: 6 SF: 0 2B: 3 SAC: 2 3B: 0 DP: 3 HR: 1 HBP: 0	WP: 1 PA: 35 PB: 0 SB: 1 CS: 1
PITCHER Fernando Valenzuela, L ERA: 2.99 Steve Howe, L ERA: 1.6	IP WLS BF H R ER SO BB IBB HBP BLK WP HR S P ERA WHIP										
	(1, 1) 6.0 W 25 8 6 5 6 1 0 0 0 1 1 36 40 7.50 1.500										
	(7, 1) 3.0 S 10 1 0 0 3 0 0 0 0 0 0 0 16 16 0.00 0.333										

New York Mets @ Los Angeles Dodgers
 Dodger Stadium, Los Angeles, CA
 Fri Jul 16 1982, 7:05 PM PDT
 Att: 49,953 - Unknown

livebaseballscorecards.com

AB	32
R	6
H	9
RBI	6
BB	1
SO	9
LOB	9



Batter	1	2	3	4	5	6	7	8	9	AB	R	H	RBI	BB	SO	LOB
Steve Sax, R OBP: 0.342, SLG: 0.338 (1, 4)	4-0 1B E BB	0-0 F9		0-0 F9		0-0 1-3		0-0 S 1B		4	1	1	0	1	0	0
Bill Russell, R OBP: 0.347, SLG: 0.303 (1, 6)	0-0 F7	0-0 F8		0-0 F3		0-0 F8		0-0 6-3 1-2		5	0	0	0	0	0	2
Dusty Baker Jr., R OBP: 0.363, SLG: 0.502 (1, 7)	0-0 1B E 1-3 1B		4-0 HR BB	0-0 HR		0-0 6-3				3	3	2	1	1	0	0
Pedro Guerrero, R OBP: 0.341, SLG: 0.524 (1, 8)	0-0 E4 1B 1-2 3-H		0-0 HR 1-H	0-3 K				0-0 1B		4	1	2	3	0	1	1
Ron Cey, R OBP: 0.336, SLG: 0.425 (1, 5)	0-0 BB 1B 1-3 2-H 1B		0-0 HR		0-0 F8 S FC6-4 1B		0-0 P4			4	2	3	2	0	0	1
Steve Garvey, R OBP: 0.272, SLG: 0.399 (1, 3)	0-0 BB 1-2 1B		0-0 2-3		0-0 F8 1-3		0-0 F8			4	0	1	0	0	0	2
Mike Marshall, R OBP: 0.449, SLG: 0.625 Ron Roenicke, S OBP: 0.333, SLG: 0.292 (1, 9) (8, 9)	4-0 1-2 2-3 BB 1B		0-0 4-3 S 1B		4-0 FC6-4 BB		0-3 K			2	0	1	0	2	1	1
Mike Scioscia, L OBP: 0.295, SLG: 0.271 (1, 2)	0-0 F5		0-0 4-3		0-0 FC6-4 1-2f 3-H P: 8		0-0 P6			4	0	0	1	0	0	5
Fernando Valenzuela, L OBP: 0.148, SLG: 0.121 Steve Howe, L (7, 1)		0-3 K		0-0 4-3		0-0 P5		0-0 F5		3	0	0	0	0	1	2
										1	0	0	0	0	0	0

Inning Stats	R: 2	H: 3	LOB: 3	E: 1	K: 0	S: 6	R: 0	H: 0	LOB: 0	E: 0	K: 1	S: 5	R: 3	H: 3	LOB: 1	E: 0	K: 0	S: 6	R: 1	H: 1	LOB: 0	E: 0	K: 1	S: 6	R: 1	H: 1	LOB: 1	E: 0	K: 0	S: 4	R: 0	H: 0	LOB: 0	E: 0	K: 1	S: 6	R: 0	H: 1	LOB: 1	E: 0	K: 0	S: 6	R: 0	H: 1	LOB: 1	E: 0	K: 0	S: 4	R: 0	H: 1	LOB: 1	E: 0	K: 0	S: 4
--------------	------	------	--------	------	------	------	------	------	--------	------	------	------	------	------	--------	------	------	------	------	------	--------	------	------	------	------	------	--------	------	------	------	------	------	--------	------	------	------	------	------	--------	------	------	------	------	------	--------	------	------	------	------	------	--------	------	------	------


PITCHER	IP	WLS	BF	H	R	ER	SO	BB	IBB	HBP	BLK	WP	HR	S	P	ERA	WHIP
Pete Falcone, L ERA: 3.83 (1, 1)	2.0		14	5	5	4	1	3	0	0	0	0	2	13	25	18.00	4.000
Pat Zachry, R ERA: 4.32 (3, 1)	4.0	L	16	3	2	2	1	1	0	0	0	0	1	17	21	4.50	1.000
Ed Lynch, R ERA: 3.53 (7, 1)	2.0		8	2	0	0	1	0	0	0	0	0	0	10	10	0.00	1.000

BOTTOM

New York Mets @ Los Angeles Dodgers
Dodger Stadium, Los Angeles, CA

Fri Jul 16 1982, 7:05 PM PDT
Att. 49,953 - Unknown

AB	34
R	7
H	10
RBI	7
BB	4
SO	3
LOB	14



1B:	7	SF:	0	WP:	0	PA:	38
2B:	0	SAC:	0	PB:	0		
3B:	0	DP:	0	SB:	3		
HR:	3	HBP:	0	CS:	0		

PITCHER	IP	WLS	BF	H	R	ER	SO	BB	IBB	HBP	BLK	WP	HR	S	P	ERA	WHIP
---------	----	-----	----	---	---	----	----	----	-----	-----	-----	----	----	---	---	-----	------

Batter	1	2	3	4	5	6	7	8	9	AB R H RBI BB SO LOB	TOP																	
Mookie Wilson, S OBP: 0.324, SLG: 0.371 (1, 8) X	0-0 HR 2B	0-0 F9		X 0-0 G3			X 0-0 6-3		X 0-0 1B	5 1 2 0 0 0 3																		
Wally Backman, S OBP: 0.373, SLG: 0.343 (1, 4) S S S	0-3 K	4-0 BB		X 0-0 L5			X 0-0 4-3		X 0-3 K	4 0 0 0 1 2 4																		
George Foster, R OBP: 0.343, SLG: 0.406 (1, 7) B B B	4-0 HR BB	0-0 F2				X 0-0 F2		X 0-0 6-3	X 0-0 6-3	4 1 0 0 1 0 3 0 0 0 0 0 0 0																		
Joel Youngblood, R OBP: 0.280, SLG: 0.346 (9, 7) B B B																												
Dave Kingman, R OBP: 0.305, SLG: 0.503 (1, 3) X	0-0 HR		X 0-0 6-3			X 0-0 F3		X 0-0 HR		4 2 2 4 0 0 0 0 0 0 0 0 0 0																		
Mike Jorgensen, L OBP: 0.405, SLG: 0.356 (9, 3) 1-H 2-H																												
Ellis Valentine, R OBP: 0.256, SLG: 0.368 (1, 9) S S S	0-3 K		X 0-3 K			X 0-0 P4		X 0-0 F9		4 0 0 0 0 2 0																		
Ron Hodges, L OBP: 0.404, SLG: 0.461 (1, 2) B B B	4-0 BB		X 0-0 F8				X 0-3 K	X 0-0 S E 2B		3 1 1 0 1 1 0																		
Phil Mankowski, L OBP: 0.208, SLG: 0.190 (1, 5) X	0-0 F8			X 0-0 FC1-6 1B		X 0-0 1-3		B B B B 4-0 CS BB		3 0 1 0 1 0 1																		
Ron Gardenhire, R OBP: 0.283, SLG: 0.302 (1, 6) X		0-0 FC1-6 PB 1B		X 0-0 G3 FC1-6 1B		X 0-0 1B		B B B B 0-3 K 1-2		4 0 3 0 0 1 1																		
Brent Gaff, R (1, 1) X		0-0 FC1-5-6		X 0-0 FC1-6 G3		X 0-0 F5		X 0-0 1-3		3 0 0 0 0 0 4																		
Terry Leach, R (6, 1)										1 0 0 0 0 0 0																		
Neil Allen, R OBP: 0.286, SLG: 0.167 (9, 1) 1-3										0 0 0 0 0 0 0																		
Inning Stats	R: 3 E: 0 K: 2 S: 9	H: 2 LOB: 1 BB: 2 P: 17	R: 0 E: 0 K: 0 S: 4	H: 1 LOB: 2 BB: 1 P: 8	R: 0 E: 0 K: 1 S: 5	H: 0 LOB: 0 BB: 0 P: 5	R: 0 E: 0 K: 0 S: 5	H: 2 LOB: 2 BB: 0 P: 5	R: 0 E: 0 K: 1 S: 6	H: 1 LOB: 1 BB: 0 P: 6	R: 0 E: 0 K: 0 S: 3	H: 0 LOB: 0 BB: 0 P: 3	R: 0 E: 0 K: 1 S: 6	H: 0 LOB: 0 BB: 0 P: 3	R: 2 E: 0 K: 1 S: 6	H: 2 LOB: 0 BB: 1 P: 10	R: 0 E: 0 K: 1 S: 6	H: 1 LOB: 1 BB: 0 P: 6	1B: 5 2B: 2 3B: 0 HR: 2	SF: 0 SAC: 0 DP: 0 HBP: 0	WP: 0 PB: 1 SB: 1 CS: 1	PA: 39						
PITCHER	IP WLS BF H R ER SO BB IBB HBP BLK WP HR S P ERA WHIP																											
Dave Stewart, R (1, 1) ERA: 3.77	4.0		20	5	3	3	3	3	0	0	0	0	0	1	23	35	6.75	2.000										
Tom Niedenfuer, R (5, 1) ERA: 3.96	2.0		7	1	0	0	1	0	0	0	0	0	0	0	9	9	0.00	0.500										
Terry Forster, L (7, 1) ERA: 3.99	2.0		8	2	2	1	1	1	0	0	0	0	1	9	13	4.50	1.500											
Steve Shirley, L (9, 1) ERA: 3.24	1.0	W	4	1	0	0	1	0	0	0	0	0	0	6	6	0.00	1.000											

New York Mets @ Los Angeles Dodgers
Dodger Stadium, Los Angeles, CA
Sat Jul 17 1982, 7:05 PM PDT
Att: 42,690 - Unknown

livebaseballscorecards.com

AB	35
R	5
H	9
RBI	4
BB	4
SO	6
LOB	16



BOTTOM

New York Mets @ Los Angeles Dodgers
Dodger Stadium, Los Angeles, CA
Sat Jul 17 1982, 7:05 PM PDT
Att. 42,690 - Unknown

livebaseballscorecards.com

AB 37
R 6
H 14
RBI 6
BB 4
SO 2
LOB 20



WP: 0 PA: 41
PB: 0
SB: 0
CS: 1

AB R H RBI BB SO LOB

5	1	2	0	0	0	5
4	1	1	0	1	0	1
5	1	2	2	0	1	0
3	2	1	0	2	0	2
5	0	2	2	0	0	3
4	0	2	2	0	0	0
4	0	1	0	0	0	3
3	1	1	0	1	0	3
1	0	0	0	0	1	1
1	0	0	0	0	0	2
0	0	0	0	0	0	0
1	0	1	0	0	0	0
0	0	0	0	0	0	0
0	0	0	0	0	0	0
1	0	1	0	0	0	0

Batter	1	2	3	4	5	6	7	8	9
Steve Sax, R (1, 4) OBP: 0.343, SLG: 0.339	0-0 1B 1B		0-0 6-3		0-0 CS 1B	0-0 1-3			0-0 FC6-4 1B BB
Bill Russell, R (1, 6) OBP: 0.348, SLG: 0.302	0-0 2B 1B		0-0 F9		0-0 F3		0-0 6-3		4-0 1B 1B BB
Dusty Baker Jr., R (1, 7) OBP: 0.364, SLG: 0.503	0-0 1-3 2B		0-0 F8		0-0 5-3		0-3 K		0-0 1-3 2-H 3-H 1B 1B
Pedro Guerrero, R (1, 8) OBP: 0.345, SLG: 0.526	0-0 1-3			4-0 1B 1B BB		0-0 6-3 5-3 2B	0-0 L4		4-0 1-2 1B BB
Ron Cey, R (1, 5) OBP: 0.339, SLG: 0.425	0-0 4-3			0-0 5-3 1B 1B		0-0 6-3		0-0 4-3	0-0 1-2 2-H 3-H 1B
Steve Garvey, R (1, 3) OBP: 0.274, SLG: 0.404		0-0 2B		0-0 1-2 3-H 1B		0-0 5-3		0-0 P3	
Mike Marshall, R (1, 9) OBP: 0.434, SLG: 0.591		0-0 F9		0-0 5-3		0-0 1B 1B 1B		0-0 6-3	
Mike Scioscia, L (1, 2) OBP: 0.298, SLG: 0.272		0-0 6-3		0-0 F7		0-0 1B 1B			4-0 FC6-4 1B 1B BB
Dave Stewart, R (1, 1) OBP: 0.185, SLG: 0.185 Rick Monday, L (4, PH) OBP: 0.407, SLG: 0.529 Tom Niedtner, R (5, 1) Jorge Orta, L (6, PH) OBP: 0.280, SLG: 0.341 Terry Forster, L (7, 1) Steve Shirley, L (9, 1) OBP: 1.000, SLG: 1.000 Ron Roenicke, S (9, PH) OBP: 0.341, SLG: 0.303		0-3 K		0-0 L4		0-0 1-2 2-3 1B			0-0 1-2 1B

Inning Stats	R: 0 E: 0 K: 0 S: 5	H: 3 LOB: 2 BB: 0 P: 5	R: 0 E: 0 K: 1 S: 6	H: 1 LOB: 1 BB: 0 P: 6	R: 0 E: 0 K: 0 S: 3	H: 0 LOB: 0 BB: 0 P: 3	R: 1 E: 0 K: 0 S: 5	H: 2 LOB: 2 BB: 1 P: 9	R: 0 E: 0 K: 0 S: 3	H: 1 LOB: 0 BB: 0 P: 3	R: 1 E: 0 K: 0 S: 7	H: 4 LOB: 3 BB: 0 P: 7	R: 0 E: 0 K: 1 S: 5	H: 0 LOB: 0 BB: 0 P: 5	R: 0 E: 0 K: 0 S: 3	H: 0 LOB: 0 BB: 0 P: 3	R: 4 E: 0 K: 0 S: 4	H: 3 LOB: 2 BB: 3 P: 16	1B: 11 2B: 3 3B: 0 HR: 0	SF: 0 SAC: 0 DP: 0 HBP: 0
--------------	------------------------------	---------------------------------	------------------------------	---------------------------------	------------------------------	---------------------------------	------------------------------	---------------------------------	------------------------------	---------------------------------	------------------------------	---------------------------------	------------------------------	---------------------------------	------------------------------	---------------------------------	------------------------------	----------------------------------	-----------------------------------	------------------------------------

PITCHER	IP	WLS	BF	H	R	ER	SO	BB	IBB	HBP	BLK	WP	HR	S	P	ERA	WHIP
Brent Gaff, R (1, 1) ERA: 1.06	5.2		26	10	2	2	1	1	0	0	0	0	0	27	31	3.18	1.941
Terry Leach, R (6, 1) ERA: 3.1	2.2		12	2	3	3	1	2	0	0	0	0	0	12	20	10.12	1.500
Neil Allen, R (9, 1) ERA: 3.47	0.0	L	3	2	1	1	0	1	0	0	0	0	0	2	6	∞	∞

Batter	1	2	3	4	5	6	7	8	9	AB R H RBI BB SO LOB	TOP											
Mookie Wilson, S (1, 8) OBP: 0.322, SLG: 0.374	0-0 E 3B		0-0 4-3			0-0 E6 1B	0-0 G3	0-0 P4		5 2 1 0 0 0 2												
John Stearns, R (1, 2) OBP: 0.351, SLG: 0.420	0-0 G3		0-0 6-3			0-0 F5	0-0 S 1B		0-0 S E 1B	5 1 2 0 0 0 2												
George Foster, R (1, 7) OBP: 0.341, SLG: 0.403 Joel Youngblood, R (9, 7) OBP: 0.280, SLG: 0.346	0-0 L4			0-3 K		0-0 BB 1B	0-0 4-3		0-0 F7	5 1 1 1 0 1 3 0 0 0 0 0 0 0												
Dave Kingman, R (1, 3) OBP: 0.310, SLG: 0.502 Mike Jorgensen, L (9, PR) OBP: 0.405, SLG: 0.356	0-0 E7			0-0 6-3		4-0 BB 1B 1-2 BB		0-0 1B 1B	4-0 S 1B IBB	3 1 1 0 2 0 0 0 1 0 0 0 0 0												
Ellis Valentine, R (1, 9) OBP: 0.254, SLG: 0.363	0-0 F3			0-0 F6		0-3 K		0-0 F7	0-0 6-3 1B	5 0 1 1 0 1 4												
Phil Mankowski, L (1, 5) OBP: 0.241, SLG: 0.231		0-0 F9			0-0 G3	0-0 BB 1B		0-0 1B 1B	0-0 6-3	5 1 2 1 0 0 1												
Wally Backman, S (1, 4) OBP: 0.381, SLG: 0.361		0-0 F7			0-0 HR	4-0 1-2 2-3 BB		0-0 1B 1B	4-0 BB	3 1 2 2 2 0 0												
Ron Gardenhire, R (1, 6) OBP: 0.278, SLG: 0.296		0-0 P3			0-0 6-3	0-3 K		0-0 F8	0-0 4-3	5 0 0 0 0 1 7												
Mike Scott, R (1, 1) OBP: 0.162, SLG: 0.250 Craig Swan, R (6, 1) OBP: 0.250, SLG: 0.118			0-3 K		0-0 F9		0-0 6-3	0-0 1-3 2-H 1B		2 0 0 0 0 1 0 2 0 1 1 0 0 0												
Inning Stats	R: 1 E: 1 K: 0 S: 5	H: 1 LOB: 1 BB: 0 P: 5	R: 0 E: 0 K: 0 S: 3	H: 0 LOB: 0 BB: 0 P: 3	R: 0 E: 0 K: 1 S: 5	H: 0 LOB: 0 BB: 0 P: 5	R: 0 E: 0 K: 1 S: 5	H: 0 LOB: 0 BB: 0 P: 5	R: 1 E: 0 K: 0 S: 4	H: 1 LOB: 0 BB: 0 P: 4	R: 2 E: 1 K: 2 S: 10	H: 2 LOB: 3 BB: 2 P: 18	R: 0 E: 0 K: 0 S: 4	H: 1 LOB: 1 BB: 0 P: 4	R: 2 E: 0 K: 0 S: 7	H: 4 LOB: 2 BB: 0 P: 7	R: 2 E: 0 K: 0 S: 5	H: 2 LOB: 2 BB: 2 P: 13	1B: 9 2B: 0 3B: 1 HR: 1	SF: 0 SAC: 0 DP: 0 HBP: 0	WP: 0 PB: 0 SB: 5 CS: 0	PA: 44
PITCHER	IP WLS BF H R ER SO BB IBB HBP BLK WP HR S P ERA WHIP																					
Bob Welch, R (1, 1) ERA: 3.49	6.0 L 26 4 4 1 4 2 0 0 0 0 0 1 32 40 1.50 1.000																					
Tom Niedenfuer, R (7, 1) ERA: 4.39	1.2 10 5 2 2 0 0 0 0 0 0 0 0 10 10 10.80 3.000																					
Steve Shirley, L (8, 1) ERA: 4.66	1.1 8 2 2 2 0 1 1 0 0 0 0 0 6 14 13.50 2.250																					

New York Mets @ Los Angeles Dodgers
 Dodger Stadium, Los Angeles, CA
 Sun Jul 18 1982, 3:33 AM PDT
 Att: 47,595 - Unknown

livebaseballscorecards.com

AB 40
R 8
H 11
RBI 6
BB 4
SO 4
LOB 19



Batter	1	2	3	4	5	6	7	8	9	AB	R	H	RBI	BB	SO	LOB
Steve Sax, R OBP: 0.341, SLG: 0.335 (1, 4)	4-0 SH1-3 BLK SF8 BB		0-0 1-3	0-0 F9		0-0 F9			0-0 F8	4	1	0	0	1	0	3
Bill Russell, R OBP: 0.350, SLG: 0.309 (1, 6)	0-0 SH1-3		0-0 1B	0-0 P4			0-0 F9		0-0 2B	4	0	2	0	0	0	2
Dusty Baker Jr., R OBP: 0.362, SLG: 0.500 (1, 7)	0-0 SF8		0-0 1B		0-0 F8		0-0 P3		0-0 P3	4	0	1	1	0	0	1
Pedro Guerrero, R OBP: 0.344, SLG: 0.521 (1, 8)	0-0 F7		0-3 K		4-0 BB		0-0 E6			3	0	0	0	1	1	2
Ron Cey, R OBP: 0.338, SLG: 0.422 (1, 5)		0-0 S 2B	0-3 K		0-3 K		0-0 F8			4	1	1	0	0	2	4
Steve Garvey, R OBP: 0.271, SLG: 0.399 (1, 3)		0-0 F8		0-0 E6 S 1B	0-0 F7		0-0 F2			4	1	0	0	0	0	2
Mike Marshall, R OBP: 0.439, SLG: 0.574 (1, 9)		0-3 K		0-0 1B S	4-0 4-1 BB		0-0 F8			3	0	1	0	1	1	1
Mike Scioscia, L OBP: 0.302, SLG: 0.281 (1, 2)		0-0 2B		0-0 1B		0-0 F7		0-0 F8		4	0	2	2	0	0	1
Bob Welch, R OBP: 0.192, SLG: 0.184 (1, 1)		0-0 4-3		0-0 F9		0-0 4-1			0-0 G3	2	0	0	0	0	0	3
Rick Monday, L OBP: 0.399, SLG: 0.525 (6, PH)										1	0	0	0	0	0	1
Tom Niedenfuer, R (7, 1)										0	0	0	0	0	0	0
Steve Shirley, L OBP: 1.000, SLG: 1.000 (8, 1)										0	0	0	0	0	0	0
Ron Roenicke, S OBP: 0.337, SLG: 0.299 (9, PH)										1	0	0	0	0	0	0

Inning Stats	R: 1	H: 0	E: 0	K: 0	S: 3	H: 0	LOB: 0	BB: 1	P: 7	R: 1	H: 2	E: 0	K: 1	S: 7	H: 2	LOB: 1	BB: 0	P: 7	R: 0	H: 2	E: 0	K: 2	S: 9	H: 2	LOB: 2	BB: 0	P: 9	R: 1	H: 2	E: 1	K: 0	S: 6	H: 2	LOB: 2	BB: 0	P: 6	R: 0	H: 0	E: 0	K: 1	S: 5	H: 0	LOB: 1	BB: 1	P: 9	R: 0	H: 0	E: 0	K: 0	S: 3	H: 0	LOB: 1	BB: 1	P: 7	R: 0	H: 0	E: 1	K: 0	S: 4	H: 0	LOB: 1	BB: 0	P: 4	R: 0	H: 0	E: 0	K: 0	S: 3	H: 0	LOB: 0	BB: 0	P: 3	R: 0	H: 1	E: 0	K: 0	S: 4	H: 1	LOB: 1	BB: 0	P: 4	1B: 5	SF: 1	2B: 2	SAC: 1	3B: 0	DP: 0	HR: 0	HBP: 0	WP: 0	PA: 39
--------------	------	------	------	------	------	------	--------	-------	------	------	------	------	------	------	------	--------	-------	------	------	------	------	------	------	------	--------	-------	------	------	------	------	------	------	------	--------	-------	------	------	------	------	------	------	------	--------	-------	------	------	------	------	------	------	------	--------	-------	------	------	------	------	------	------	------	--------	-------	------	------	------	------	------	------	------	--------	-------	------	------	------	------	------	------	------	--------	-------	------	-------	-------	-------	--------	-------	-------	-------	--------	-------	--------

PITCHER	IP	WLS	BF	H	R	ER	SO	BB	IBB	HBP	BLK	WP	HR	S	P	ERA	WHIP
Mike Scott, R ERA: 4.58 (1, 1)	5.0	W	25	6	3	2	4	3	0	0	1	0	0	30	42	3.60	1.800
Craig Swan, R ERA: 3.38 (6, 1)	4.0	S	14	1	0	0	0	0	0	0	0	0	0	14	14	0.00	0.250

BOTTOM

New York Mets @ Los Angeles Dodgers
 Dodger Stadium, Los Angeles, CA
 Sun Jul 18 1982, 3:33 AM PDT
 Att. 47,595 - Unknown

livebaseballscores.com

AB	34
R	3
H	7
RBI	3
BB	3
SO	4
LOB	20



Batter	1	2	3	4	5	6	7	8	9	AB R H RBI BB SO LOB	TOP											
Mookie Wilson, S OBP: 0.320, SLG: 0.372 (1, 8)	0-3 K		0-0 L6		0-0 1B	0-0 G3			0-0 4-3	5 0 1 0 0 1 5												
John Stearns, R OBP: 0.349, SLG: 0.414 (1, 2)	4-0 CS BB		0-0 5-3		0-0 F5		0-0 P4		0-0 P4	4 0 0 0 1 0 5												
George Foster, R OBP: 0.338, SLG: 0.398 (1, 7)	0-0 P6			0-0 F7	0-0 F8		0-0 4-3			4 0 0 0 0 0 4												
Dave Kingman, R OBP: 0.309, SLG: 0.497 (1, 3)		0-0 F8		0-0 F8		0-3 K	4-0 BB			3 0 0 0 1 1 0												
Ellis Valentine, R OBP: 0.259, SLG: 0.372 (1, 9)		0-0 1-3		0-0 1B		0-0 2B	0-0 5-3			4 1 2 0 0 0 1												
Phil Mankowski, L OBP: 0.242, SLG: 0.267 (1, 5)		0-0 F5		0-3 K		0-0 FC6-4 2B		0-3 K		4 0 1 1 0 2 1												
Wally Backman, S OBP: 0.387, SLG: 0.362 (1, 4)			0-0 1B E 1B		4-0 1B 1B BB	4-0 FC6-4 BB		0-3 K		2 0 1 0 2 1 0												
Ron Gardenhire, R OBP: 0.281, SLG: 0.299 (1, 6)			0-0 1B		0-0 1B 1B	0-0 FC6-4 BB		0-0 5-3		4 0 2 0 0 0 2												
Charlie Puleo, R OBP: 0.171, SLG: 0.147 (1, 1)			0-3 K		0-0 P4	4-0 BB		0-0 6-3		1 0 0 0 0 0 1 2												
Gary Raisch, L OBP: 0.264, SLG: 0.310 (5, PH)										1 0 0 0 0 0 0 2												
Jesse Orosco, R OBP: 0.284, SLG: 0.346 (5, 1)										0 0 0 0 0 0 0 0												
Joel Youngblood, R OBP: 0.250, SLG: 0.160 (6, PH)										0 0 0 0 0 1 0 0												
Randy Jones, R OBP: 0.250, SLG: 0.160 (6, 1)										0 0 0 0 0 0 0 0												
Rusty Staub, L OBP: 0.284, SLG: 0.300 (9, PH)										1 0 0 0 0 0 0 0												
Inning Stats	R: 0 E: 0 K: 1 S: 4	H: 0 LOB: 0 BB: 1 P: 8	R: 0 E: 0 K: 0 S: 3	H: 0 LOB: 0 BB: 0 P: 3	R: 0 E: 1 K: 1 S: 7	H: 2 LOB: 2 BB: 0 P: 7	R: 0 E: 0 K: 1 S: 6	H: 1 LOB: 1 BB: 0 P: 6	R: 0 E: 0 K: 0 S: 5	H: 2 LOB: 3 BB: 1 P: 9	R: 1 E: 0 K: 1 S: 7	H: 2 LOB: 3 BB: 2 P: 15	R: 0 E: 0 K: 0 S: 3	H: 0 LOB: 1 BB: 1 P: 7	R: 0 E: 0 K: 2 S: 7	H: 0 LOB: 0 BB: 0 P: 7	R: 0 E: 0 K: 0 S: 3	H: 0 LOB: 0 BB: 0 P: 3	1B: 5 2B: 2 3B: 0 HR: 0	SF: 0 SAC: 0 DP: 0 HBP: 0	WP: 0 PB: 0 SB: 0 CS: 1	PA: 38
PITCHER	IP WLS BF H R ER SO BB IBB HBP BLK WP HR S P ERA WHIP																				IP WLS BF H R ER SO BB IBB HBP BLK WP HR S P ERA WHIP	
Rich Gale, R ERA: 4.04 (1, 1)	5.1 W 25 7 1 1 4 3 0 0 0 0 0 30 42 1.69 1.875																					
Al Holland, L ERA: 3.61 (6, 1)	3.2 S 13 0 0 0 2 2 0 0 0 0 0 15 23 0.00 0.545																					

New York Mets @ San Francisco Giants
 Candlestick Park, San Francisco, CA
 Tue Jul 20 1982, 10:05 PM EDT
 Att. 9,569 - Unknown

livebaseballscorecards.com

AB	33
R	1
H	7
RBI	1
BB	5
SO	6
LOB	22



Batter	1	2	3	4	5	6	7	8	9
Jeffrey Leonard, R (1, 7) OBP: 0.294, SLG: 0.400	0-0 F8		0-3 K	0-0 F9		0-0 F7		4-0 FC6-4 BB	
Joe Morgan, L (1, 4) OBP: 0.399, SLG: 0.430	0-0 F2		4-0 1B BB	4-0 FC4-6 BB		0-3 K		0-0 P3	
Chili Davis, S (1, 8) OBP: 0.325, SLG: 0.410	4-0 BB		0-0 1B BB	0-0 FC4-6 S		0-3 K		0-0 FC6-4	
Jack Clark, R (1, 9) OBP: 0.364, SLG: 0.467	0-0 5-3		4-0 1B BB	0-3 K		0-0 2B 1B			
Reggie Smith, S (1, 3) OBP: 0.349, SLG: 0.423		0-0 3-1	0-0 1B E 1B		0-0 4-3 2B		0-0 F8		
Dave Bergman, L (8, 3) OBP: 0.357, SLG: 0.347			1-3 2-H 3-H						
Milt May, L (1, 2) OBP: 0.332, SLG: 0.417		4-0 FC6-4 BB	0-0 1B		0-0 1-3		0-0 1-3 2B		
Tom O'Malley, L (1, 5) OBP: 0.330, SLG: 0.323		0-0 F7	0-3 K		0-0 4-3		0-0 4-3		
Johnnie LeMaster, R (1, 6) OBP: 0.253, SLG: 0.263		0-0 FC6-4	0-0 E9		0-3 K		4-0 S SH1-4 BB		
Rich Gale, R (1, 1) OBP: 0.216, SLG: 0.265			1-3 3-H					0-0 SH1-4	
Al Holland, R (6, 1) OBP: 0.048, SLG: 0.048			1B 1B					0-0 1-2	

Inning Stats	R: 0	H: 0	E: 0	K: 0	S: 3	R: 0	H: 0	E: 0	K: 0	S: 3	R: 5	H: 4	E: 1	K: 3	S: 14	R: 0	H: 0	E: 0	K: 1	S: 5	R: 0	H: 1	E: 0	K: 1	S: 6	R: 0	H: 0	E: 0	K: 1	S: 5	R: 0	H: 2	E: 0	K: 1	S: 7	R: 0	H: 0	E: 0	K: 0	S: 3	1B: 5	2B: 2	3B: 0	HR: 0	SF: 0	SAC: 1	DP: 0	HBP: 0	WP: 0	PB: 0	SB: 2	CS: 0	PA: 39
--------------	------	------	------	------	------	------	------	------	------	------	------	------	------	------	-------	------	------	------	------	------	------	------	------	------	------	------	------	------	------	------	------	------	------	------	------	------	------	------	------	------	-------	-------	-------	-------	-------	--------	-------	--------	-------	-------	-------	-------	--------

PITCHER	IP	WLS	BF	H	R	ER	SO	BB	IBB	HBP	BLK	WP	HR	S	P	ERA	WHIP
Charlie Puleo, R (1, 1) ERA: 4.22	4.0	L	22	4	5	4	4	5	0	0	0	0	0	25	45	9.00	2.250
Jesse Orosco, L (5, 1) ERA: 3.43	1.0		4	1	0	0	1	0	0	0	0	0	0	6	6	0.00	1.000
Randy Jones, L (6, 1) ERA: 4.65	3.0		13	2	0	0	2	2	0	0	0	0	0	15	23	0.00	1.333


BOTTOM

New York Mets @ San Francisco Giants
Candlestick Park, San Francisco, CA

Tue Jul 20 1982, 10:05 PM EDT
Att. 9,569 - Unknown

livebaseballscorecards.com

AB 31
R 5
H 7
RBI 4
BB 7
SO 7
LOB 21



BOTTOM

New York Mets @ San Francisco Giants
Candlestick Park, San Francisco, CA

Wed Jul 21 1982, 6:33 AM EDT
Att. 7,916 - Unknown

AB	33
R	2
H	9
RBI	2
BB	0
SO	7
LOB	10



WP	0	PA	35
PB	0	SB	0
CS	1		

AB	3	R	0	H	0	RBI	1	BB	0	SO	0	LOB	1
	0	0	0	0	0	0	0	0	0	0	0	0	0

4	0	2	1	0	1	0							
---	---	---	---	---	---	---	--	--	--	--	--	--	--

4	0	1	0	0	2	2							
---	---	---	---	---	---	---	--	--	--	--	--	--	--

4	0	1	0	0	0	1							
---	---	---	---	---	---	---	--	--	--	--	--	--	--

4	0	0	0	0	1	1							
---	---	---	---	---	---	---	--	--	--	--	--	--	--

4	0	2	0	0	1	0							
---	---	---	---	---	---	---	--	--	--	--	--	--	--

4	1	1	0	0	0	1							
---	---	---	---	---	---	---	--	--	--	--	--	--	--

4	1	2	0	0	0	3							
---	---	---	---	---	---	---	--	--	--	--	--	--	--

0	0	0	0	0	0	0	0	0	0	0	0	0	0
1	0	0	0	0	0	1	0	0	0	0	0	0	0
0	0	0	0	0	0	0	0	0	0	0	0	0	0
0	0	0	0	0	0	0	0	0	0	0	0	0	0
1	0	0	0	0	0	1	1						

1B	7	SF	1	WP	0	PA	35
2B	3	SAC	1	PB	0		
3B	0	DP	2	SB	0		
HR	0	HBP	0	CS	1		

Batter	1	2	3	4	5	6	7	8	9
Jeffrey Leonard, R (1, 7) OBP: 0.278, SLG: 0.382 Fred Breining, R (8, 1) OBP: 0.400, SLG: 0.333	0-0 P6		0-0 SF8		0-0 5-3		0-0 5-3		
Joe Morgan, L (1, 4) OBP: 0.401, SLG: 0.435	0-0 F8		0-0 3-H 0-0 1B		0-0 2B			0-3 K	
Chili Davis, S (1, 8) OBP: 0.324, SLG: 0.408	0-3 K		0-0 F9		0-3 K			0-0 G6-4-3 1B	
Jack Clark, R (1, 9) OBP: 0.363, SLG: 0.464		0-0 F8		0-0 CS 1B		0-0 6-3		0-0 G6-4-3 1-2f	
Reggie Smith, S (1, 3) OBP: 0.342, SLG: 0.413		0-0 4-3		0-3 K 1-2		0-0 F8		0-0 6-3	
Bob Brenly, R (1, 2) OBP: 0.337, SLG: 0.378		0-0 F7		0-0 1B 1B		0-3 K		0-0 FC5-4 1B	
Tom O'Malley, L (1, 5) OBP: 0.329, SLG: 0.321			0-0 E3 SH1-4 1B SF8		0-0 1-2 1B		0-0 4-3	0-0 F2	
Johnnie LeMaster, R (1, 6) OBP: 0.256, SLG: 0.270			0-0 SH1-4 1-2 1B		0-0 F9		0-0 2B	0-0 FC5-4 1-2f	
Bill Laskey, R (1, 1) OBP: 0.136, SLG: 0.086 Gary Lavelle, S (3, 1) OBP: 0.286, SLG: 0.429 Jim Barr, R (6, 1) OBP: 0.214, SLG: 0.286 Al Holland, R (7, 1) OBP: 0.048, SLG: 0.048 Jim Wohlford, R (7, PH) OBP: 0.321, SLG: 0.351			0-0 SH1-4		0-3 K		0-3 K		

Inning Stats	R: 0	H: 0	E: 0	K: 1	S: 5	R: 0	H: 0	E: 0	K: 0	S: 3	R: 2	H: 2	E: 1	K: 0	S: 6	R: 0	H: 3	E: 0	K: 1	S: 7	R: 0	H: 1	E: 0	K: 2	S: 8	R: 0	H: 0	E: 0	K: 1	S: 5	R: 0	H: 1	E: 0	K: 1	S: 6	R: 0	H: 1	E: 0	K: 0	S: 4	R: 0	H: 0	E: 0	K: 0	S: 5	R: 0	H: 1	E: 0	K: 0	S: 4	1B: 7	SF: 1	2B: 3	SAC: 1	3B: 0	DP: 2	HR: 0	HBP: 0
--------------	------	------	------	------	------	------	------	------	------	------	------	------	------	------	------	------	------	------	------	------	------	------	------	------	------	------	------	------	------	------	------	------	------	------	------	------	------	------	------	------	------	------	------	------	------	------	------	------	------	------	-------	-------	-------	--------	-------	-------	-------	--------

PITCHER	IP	WLS	BF	H	R	ER	SO	BB	IBB	HBP	BLK	WP	HR	S	P	ERA	WHIP
Pete Falcone, L (1, 1) ERA: 3.67	5.0	W	21	6	2	0	4	0	0	0	0	0	0	29	29	0.00	1.200
Jesse Orosco, L (6, 1) ERA: 3.21	4.0	S	14	3	0	0	3	0	0	0	0	0	0	20	20	0.00	0.750

Batter	1	2	3	4	5	6	7	8	9	AB R H RBI BB SO LOB	TOP											
Mookie Wilson, S OBP: 0.320, SLG: 0.376 (1, 8) X	0-0 4-3 ①		0-0 L6 ②		0-3 K ③			0-0 F8 ① X	0-0 SF7 ②	4 0 0 1 0 1 2												
Hubie Brooks, R OBP: 0.316, SLG: 0.326 (1, 5) X	0-0 G3 ②		0-0 4-3 ③			0-0 4-3 ①		0-0 G3 ② X	0-0 1B ③	5 0 1 1 0 0 1												
Rusty Staub, L OBP: 0.296, SLG: 0.312 (1, 7) X	0-0 BB 1B			0-0 WP 1B		0-0 4-3 1B		0-0 1B ③	0-0 F7 ③	5 0 4 1 0 0 2												
Dave Kingman, R OBP: 0.307, SLG: 0.489 (1, 3) B B B	4-0 1-2 BB			0-3 K ①		0-0 4-3 ②		0-0 5-3 ③		3 0 0 0 1 1 3												
Gary Rajsich, L OBP: 0.273, SLG: 0.326 (1, 9) X	0-0 F7 ③			0-0 F8 ②		0-0 G3 ③			0-0 E BB SF8 1B	4 1 1 0 0 0 4												
Ron Hodges, L OBP: 0.390, SLG: 0.427 (1, 2)		0-0 F3 ①		0-3 K ③		0-0 G3 ①			4-0 HBP E SF7 BB	3 1 0 0 1 1 1												
Wally Backman, S OBP: 0.389, SLG: 0.360 (1, 4)			0-0 6-3 ②		0-0 6-3 ①		4-0 G6-4-3 BB		0-0 E1 HBP 1B	3 1 0 0 1 0 2												
Ron Gardenhire, R OBP: 0.284, SLG: 0.300 (1, 6)			0-0 6-3 ③		0-0 6-3 ②		0-0 G6-4-3 ② ③		0-0 SF8 ①	3 0 0 1 0 0 1												
Brent Gaff, R Ed Lynch, R Randy Jones, R Joel Youngblood, R Mike Scott, R Bob Bailor, R (1, 1) (5, 1) (7, 1) (8, PH) (8, 1) (9, PH)			0-0 4-3 ①		4-0 BB			0-0 G3 1B	1-0 1B HBP	1 0 0 0 1 0 0 0 0 0 0 0 0 0 0 0 0 0 0 0 0 1 1 1 0 0 0 0 0 0 0 0 0 0 0 0 0 0 0 0 0 0												
Inning Stats	R: 0 E: 0 K: 0 S: 4	H: 1 LOB: 2 BB: 1 P: 8	R: 0 E: 0 K: 0 S: 3	H: 0 LOB: 0 BB: 0 P: 3	R: 0 E: 0 K: 2 S: 8	H: 1 LOB: 1 BB: 0 P: 8	R: 0 E: 0 K: 1 S: 5	H: 0 LOB: 1 BB: 1 P: 9	R: 0 E: 0 K: 0 S: 4	H: 1 LOB: 1 BB: 0 P: 4	R: 0 E: 0 K: 0 S: 2	H: 0 LOB: 0 BB: 1 P: 6	R: 1 E: 0 K: 0 S: 5	H: 2 LOB: 1 BB: 0 P: 5	R: 3 E: 1 K: 0 S: 6	H: 2 LOB: 2 BB: 1 P: 11	1B: 7 2B: 0 3B: 0 HR: 0	SF: 2 SAC: 0 DP: 1 HBP: 1	WP: 1 PB: 0 SB: 0 CS: 0	PA: 39		
PITCHER Andy Hawkins, R ERA: 4.5 (1, 1)	IP 9.0	WLS W	BF 39	H 7	R 4	ER 2	SO 3	BB 4	IBB 0	HBP 1	BLK 0	WP 1	HR 0	S 40	P 57	ERA 2.00	WHIP 1.222					PITCHER IP WLS BF H R ER SO BB IBB HBP BLK WP HR S P ERA WHIP

New York Mets @ San Diego Padres
Jack Murphy Stadium, San Diego, CA

Fri Jul 23 1982, 10:05 PM EDT
Att: 13,858 - Unknown

livebaseballscorecards.com

AB	32
R	4
H	7
RBI	4
BB	4
SO	3
LOB	16



BOTTOM

New York Mets @ San Diego Padres
 Jack Murphy Stadium, San Diego, CA

Fri Jul 23 1982, 10:05 PM EDT
 Att. 13,858 - Unknown

livebaseballscorecards.com

AB	35
R	11
H	15
RBI	11
BB	6
SO	5
LOB	19



WP:	0	PA:	45
PB:	0		
SB:	0		
CS:	0		

AB	R	H	RBI	BB	SO	LOB
4	0	1	1	1	0	1
4	3	2	1	1	0	0
4	2	3	1	1	0	0
4	1	0	0	1	2	8
3	1	2	3	1	0	3
5	2	3	3	0	0	2
5	1	3	0	0	1	1
3	1	1	1	1	0	1
3	0	0	1	0	2	3
1B:	14	SF:	2			
2B:	0	SAC:	2			
3B:	0	DP:	0			
HR:	1	HBP:	0			

Batter	1	2	3	4	5	6	7	8	9
Gene Richards, L (1, 3) OBP: 0.349, SLG: 0.373	0-0 4-3 1B		0-0 1-3 1B	0-0 4-3 1B		BB 4-0 1-2 1B BB	0-0 2-H 3-H 1B		
Tony Gwynn, L (1, 7) OBP: 0.333, SLG: 0.375	4-0 1B E BB		0-0 4-3 1B		0-0 E4 4-3 1B 1B	0-0 1-2 2-H 1B BB		0-0 1B SF9 1B	
Garry Templeton, S (1, 6) OBP: 0.291, SLG: 0.382	0-0 1B 1-H 1B		0-0 F7 1B		0-0 1-2 1B 4-3 1B	4-0 1-2 2-3 BB		0-0 1-3 HR 1B	
Ruppert Jones, L (1, 8) OBP: 0.402, SLG: 0.465	0-0 F8 1B			4-0 1B BB BB	0-0 4-3 1-2 2-3 1B	0-3 K 2		0-3 K 1	
Sixto Lezcano, R (1, 9) OBP: 0.371, SLG: 0.448	0-0 1-2 1B			4-0 1B 1B SF8 BB	0-0 2-H 3-H 1B	0-0 4-3 3		0-0 SF9 2	
Terry Kennedy, L (1, 2) OBP: 0.301, SLG: 0.471	0-0 3-1 1B			0-0 SF8 1B SH3-4 1B	0-0 E7 1B		0-0 4-3 1	0-0 1-H HR	
Luis Salazar, R (1, 5) OBP: 0.278, SLG: 0.358		0-0 L9 1B		0-0 SH3-4 SF8 1B	0-3 K 3		0-0 SH1-4 E 1B 1B	0-0 BB 1B	
Tim Flannery, L (1, 4) OBP: 0.329, SLG: 0.335		0-0 G3 1B		0-0 SF8 1-2 2-3 3-H 1B		0-0 BB 1B 1B	0-0 E3 SH1-4 1B	4-0 1-2 BB	
Andy Hawkins, R (1, 1) OBP: 0.329, SLG: 0.335		0-3 K 1B		0-0 SH3-4 2-3 3-H 1B		0-0 F2 1B	0-0 SH1-4 2-3 2-3 1B	0-3 K 3	
Inning Stats	R: 1 H: 2 E: 1 LOB: 2 K: 0 BB: 1 S: 5 P: 9	R: 0 H: 0 E: 0 LOB: 0 K: 1 BB: 0 S: 5 P: 5	R: 0 H: 0 E: 0 LOB: 0 K: 0 BB: 0 S: 3 P: 3	R: 3 H: 2 E: 0 LOB: 1 K: 0 BB: 2 S: 5 P: 13	R: 2 H: 3 E: 2 LOB: 1 K: 1 BB: 0 S: 8 P: 8	R: 1 H: 2 E: 0 LOB: 3 K: 1 BB: 2 S: 7 P: 15	R: 1 H: 2 E: 1 LOB: 2 K: 0 BB: 0 S: 5 P: 5	R: 3 H: 4 E: 0 LOB: 2 K: 2 BB: 1 S: 11 P: 15	

PITCHER	IP	WLS	BF	H	R	ER	SO	BB	IBB	HBP	BLK	WP	HR	S	P	ERA	WHIP
Brent Gaff, R (1, 1) ERA: 2.91	4.2	L	23	6	6	5	1	3	0	0	0	0	0	22	34	9.64	1.929
Ed Lynch, R (5, 1) ERA: 3.6	1.1		9	3	1	1	2	2	0	0	0	0	0	11	19	6.75	3.750
Randy Jones, L (7, 1) ERA: 4.6	1.0		5	2	1	0	0	0	0	0	0	0	0	5	5	0.00	2.000
Mike Scott, R (8, 1) ERA: 4.79	1.0		8	4	3	3	2	1	0	0	0	0	1	11	15	27.00	5.000

Batter	1	2	3	4	5	6	7	8	9	AB R H RBI BB SO LOB	TOP																
Mookie Wilson, S OBP: 0.316, SLG: 0.371 (1, 8) X	0-0 L9		0-0 6-3		0-0 F8		0-0 1-3		0-3 K	5 0 0 0 0 1 4																	
Bob Bailor, R OBP: 0.325, SLG: 0.342 (1, 4) BB (9, 6) BB	4-0 CS BB		0-0 6-3		0-0 E4			0-0 FC5-4 1B	0-0 1B	4 0 2 1 1 0 1																	
George Foster, R OBP: 0.336, SLG: 0.401 Pete Falcone, L OBP: 0.105, SLG: 0.132 (1, 7) X (9, 1) 1-2	0-0 5-3			0-0 HR 3B	0-3 K	0-3 K		0-0 F3	0-0 F7	5 1 1 0 0 1 6 0 0 0 0 0 0 0																	
Dave Kingman, R OBP: 0.307, SLG: 0.484 (1, 3) X		0-0 F7		0-3 K		4-0 G6-4-3 BB		0-0 FC5-4 1-2f		3 0 0 0 1 1 2																	
Ellis Valentine, R OBP: 0.268, SLG: 0.396 (1, 9) BB BB BB		4-0 BB		0-0 HR		0-0 F7		0-0 F8		3 1 1 2 1 0 2																	
John Stearns, R OBP: 0.350, SLG: 0.417 (1, 2) X		0-0 L9		4-0 3-H S BB		0-0 G6-4-3 1-2f			0-0 1B 2B 2B	3 1 1 0 1 0 2																	
Hubie Brooks, R OBP: 0.315, SLG: 0.324 (1, 5) X		0-0 F9		0-0 5-3 1-2					0-0 2B 1B 1B	4 1 1 0 0 0 2																	
Ron Gardenhire, R OBP: 0.285, SLG: 0.304 Rusty Staub, L OBP: 0.302, SLG: 0.327 Wally Backman, S OBP: 0.389, SLG: 0.360 (1, 6) X (9, PH) (9, PR) (9, 4)			0-0 5-3	0-0 4-3			0-0 E3 CS 2B		0-0 1B 2B 1B	3 0 1 0 0 0 1 1 0 1 1 0 0 0 0 0 0 0 0 0 0	AB 35 R 4 H 9 RBI 4 BB 4 SO 3 LOB 23																
Craig Swan, R OBP: 0.261, SLG: 0.200 Jesse Orosco, R OBP: 0.236, SLG: 0.167 Neil Allen, R OBP: 0.413, SLG: 0.356 Mike Jorgensen, L OBP: 0.285, SLG: 0.346 Joel Youngblood, R (1, 1) (8, 1) (8, 1) (9, PH) (9, PH) (9, 7)			0-0 2B		0-0 5-3		0-0 L8		0-0 4-3	3 0 1 0 0 0 1 0 1 0 0 0 0 0 2																	
Inning Stats	R: 0 E: 0 K: 0 S: 2	H: 0 LOB: 0 BB: 1 P: 6	R: 0 E: 0 K: 0 S: 3	H: 0 LOB: 1 BB: 1 P: 7	R: 0 E: 0 K: 0 S: 4	H: 1 LOB: 1 BB: 0 P: 4	R: 2 E: 0 K: 1 S: 7	H: 2 LOB: 1 BB: 1 P: 11	R: 0 E: 1 K: 1 S: 6	H: 0 LOB: 1 BB: 0 P: 6	R: 0 E: 0 K: 0 S: 2	H: 0 LOB: 0 BB: 1 P: 6	R: 0 E: 1 K: 0 S: 4	H: 1 LOB: 1 BB: 0 P: 4	R: 0 E: 0 K: 0 S: 4	H: 1 LOB: 1 BB: 0 P: 4	R: 2 E: 0 K: 1 S: 9	H: 4 LOB: 3 BB: 0 P: 9	1B: 3 2B: 4 3B: 1 HR: 1	SF: 0 SAC: 0 DP: 1 HBP: 0	WP: 0 PA: 39 PB: 0 SB: 1 CS: 2						
PITCHER	IP	WLS	BF	H	R	ER	SO	BB	IBB	HBP	BLK	WP	HR	S	P	ERA	WHIP	PITCHER									
Chris Welsh, L ERA: 4.41 (1, 1)	8.0		33	6	3	3	2	4	0	0	0	0	1	33	49	3.38	1.250										
Luis DeLeon, R ERA: 1.83 (9, 1)	0.0	L	2	2	0	0	0	0	0	0	0	0	0	2	2	∞	∞										
Gary Lucas, L ERA: 3.24 (9, 1)	1.0		4	1	1	1	1	0	0	0	0	0	0	6	6	9.00	1.000										

New York Mets @ San Diego Padres
Jack Murphy Stadium, San Diego, CA

Sat Jul 24 1982, 10:05 PM EDT
Att: 17,978 - Unknown

livebaseballscorecards.com



BOTTOM

New York Mets @ San Diego Padres
Jack Murphy Stadium, San Diego, CA
 Sat Jul 24 1982, 10:05 PM EDT
 Att. 17,978 - Unknown

livebaseballscorecards.com

AB	35
R	3
H	10
RBI	3
BB	3
SO	1
LOB	13



WP: 0	PA: 39
PB: 0	
SB: 1	
CS: 1	

AB	R	H	RBI	BB	SO	LOB
4	0	0	0	0	0	2
0	0	0	0	0	0	0

5	1	2	0	0	0	2
---	---	---	---	---	---	---

5	0	1	0	0	1	4
---	---	---	---	---	---	---

4	1	2	1	0	0	0
---	---	---	---	---	---	---

2	1	0	0	2	0	0
---	---	---	---	---	---	---

4	0	2	1	0	0	2
---	---	---	---	---	---	---

4	0	1	1	0	0	1
---	---	---	---	---	---	---

4	0	0	0	0	0	2
---	---	---	---	---	---	---

2	0	1	0	1	0	0
0	0	0	0	0	0	0
0	0	0	0	0	0	0
1	0	1	0	0	0	0
0	0	0	0	0	0	0

1B: 9	SF: 0
2B: 1	SAC: 1
3B: 0	DP: 0
HR: 0	HBP: 0

Batter	1	2	3	4	5	6	7	8	9
Gene Richards, L (1, 3) OBP: 0.344, SLG: 0.368 Broderick Perkins, L (9, 3) OBP: 0.347, SLG: 0.358	0-0 4-3 ①		0-0 F2 ①		0-0 F8 ②		0-0 4-3 ③		0-0 SH1-4 ①
Tony Gwynn, L (1, 7) OBP: 0.348, SLG: 0.429	0-0 1B 1B 2B		0-0 4-3 ②		0-0 1-3 1B			0-0 F7 ①	0-0 1-3 ②
Garry Templeton, S (1, 6) OBP: 0.290, SLG: 0.380	0-0 2-3 1B CS		0-0 L7 ③		0-0 F7 ③			0-0 4-3 ②	0-3 K ③
Ruppert Jones, L (1, 8) OBP: 0.403, SLG: 0.466	0-0 1-2 3-H 1B BB			0-0 F7 ①				0-0 1B 1B S	
Sixto Lezcano, R (1, 9) OBP: 0.373, SLG: 0.445	4-0 1-2 BB			0-0 F5 ②				4-0 1B 1B BB	
Terry Kennedy, L (1, 2) OBP: 0.304, SLG: 0.471	0-0 F5 ③			0-0 1B				0-0 1B 1B 1-3 2-H	
Luis Salazar, R (1, 5) OBP: 0.277, SLG: 0.356		0-0 5-3 ①		0-0 F9 ③				0-0 1-3 3-H 1B	
Tim Flannery, L (1, 4) OBP: 0.323, SLG: 0.328		0-0 1-3 ②			0-0 F8 ①			0-0 4-3 ②	0-0 F8 ③
Chris Welsh, L (1, 1) OBP: 0.375, SLG: 0.379 Luis DeLeon, R (9, 1) OBP: 0.200, SLG: 0.222 Gary Lucas, L (9, 1) Kurt Bevacqua, R (9, PH) OBP: 0.342, SLG: 0.324 Joe Pittman, R (9, PR) OBP: 0.288, SLG: 0.298		0-0 5-3 ③			4-0 1B BB				0-0 1-3 SH1-4 1B

Inning Stats	R: 1	H: 3	E: 0	K: 0	S: 5	H: 3	LOB: 2	BB: 1	P: 9	R: 0	H: 0	E: 0	K: 0	S: 3	H: 0	LOB: 0	BB: 0	P: 3	R: 0	H: 0	E: 0	K: 0	S: 3	R: 0	H: 1	E: 0	K: 0	S: 4	H: 1	LOB: 1	BB: 0	P: 4	R: 0	H: 1	E: 0	K: 0	S: 4	H: 1	LOB: 2	BB: 1	P: 8	R: 0	H: 0	E: 0	K: 0	S: 3	H: 0	LOB: 0	BB: 0	P: 3	R: 0	H: 1	E: 0	K: 0	S: 4	H: 3	LOB: 2	BB: 1	P: 10	R: 2	H: 3	E: 0	K: 0	S: 6	H: 3	LOB: 2	BB: 1	P: 6	R: 0	H: 1	E: 0	K: 1	S: 6	H: 1	LOB: 2	BB: 0	P: 6	1B: 9	SF: 0	2B: 1	SAC: 1	3B: 0	DP: 0	HR: 0	HBP: 0	WP: 0	PA: 39
--------------	------	------	------	------	------	------	--------	-------	------	------	------	------	------	------	------	--------	-------	------	------	------	------	------	------	------	------	------	------	------	------	--------	-------	------	------	------	------	------	------	------	--------	-------	------	------	------	------	------	------	------	--------	-------	------	------	------	------	------	------	------	--------	-------	-------	------	------	------	------	------	------	--------	-------	------	------	------	------	------	------	------	--------	-------	------	-------	-------	-------	--------	-------	-------	-------	--------	-------	--------

PITCHER	IP	WLS	BF	H	R	ER	SO	BB	IBB	HBP	BLK	WP	HR	S	P	ERA	WHIP
Craig Swan, R (1, 1) ERA: 3.39	7.2		32	7	3	3	0	3	0	0	0	0	0	29	41	3.52	1.304
Jesse Orosco, L (8, 1) ERA: 3.21	0.0		1	1	0	0	0	0	0	0	0	0	0	1	1	∞	∞
Neil Allen, R (8, 1) ERA: 3.44	0.1	W	2	1	0	0	0	0	0	0	0	0	0	2	2	0.00	3.000
Pete Falcone, L (9, 1) ERA: 3.64	1.0	S	4	1	0	0	1	0	0	0	0	0	0	6	6	0.00	1.000

Batter	1	2	3	4	5	6	7	8	9	10	AB R H RBI BB SO LOB	TOP
Mookie Wilson, S OBP: 0.315, SLG: 0.378 (1, 8) X	0-0 6-3			X 0-0 G3		X 0-0 6-3			X 0-0 HR		4 1 1 1 0 0 0	New York Mets @ San Diego Padres Jack Murphy Stadium, San Diego, CA Sun Jul 25 1982, 6:33 AM EDT Att. 12,614 - Unknown
Bob Bailor, R OBP: 0.319, SLG: 0.335 (1, 4) X (10, 6)	0-0 F8			X 0-0 E5 1B		X 0-0 6-3			X 0-0 F2		4 1 0 0 0 0 0	
George Foster, R OBP: 0.332, SLG: 0.397 (1, 7) S	0-3 K			S 0-3 K 1-2		S 0-3 K			X 0-0 4-3		4 0 0 0 0 3 1	
Dave Kingman, R OBP: 0.306, SLG: 0.481 Mike Jorgensen, L OBP: 0.413, SLG: 0.356 (1, 3) S (9, 3)		S 0-3 K		X 0-0 1B 2-H 1B		X 0-0 F8			X 0-0 2-3		4 0 1 1 0 1 0 0 0 0 0 0 0 0	
Ellis Valentine, R OBP: 0.268, SLG: 0.393 (1, 9) X	0-0 4-3			X 0-0 1-2 1B		X 0-0 5-3			X 0-0 F7		4 0 1 0 0 0 0	
John Stearns, R OBP: 0.349, SLG: 0.413 (1, 2) X	0-0 F5			X 0-0 L4		X 0-0 5-3			B 4-0 1B BB		3 0 0 0 1 0 2	
Hubie Brooks, R OBP: 0.314, SLG: 0.323 (1, 5) S				X 0-0 1-3		X 0-0 4-3			X 0-0 G4-6-3 1B		4 0 1 0 0 1 0	
Ron Gardenhire, R OBP: 0.282, SLG: 0.301 Rusty Staub, L OBP: 0.299, SLG: 0.324 Wally Backman, S OBP: 0.389, SLG: 0.360 (1, 6) X (10, PH) (10, 4)	0-0 F3			X 0-0 F7		X 0-0 F7			X 0-0 G4-6-3 1-2f		3 0 0 0 0 0 0 1 0 0 0 0 0 2 0 0 0 0 0 0 0	
Charlie Puleo, R OBP: 0.158, SLG: 0.135 Pete Falcone, L OBP: 0.105, SLG: 0.132 Neil Allen, R OBP: 0.286, SLG: 0.167 (1, 1) X (9, 1) (9, 1)	0-0 1-3			S 0-3 K		S 0-3 K					3 0 0 0 0 2 0 0 0 0 0 0 0 0 0 0 0 0 0 0 0	
Inning Stats	R: 0 H: 0 E: 0 LOB: 0 K: 1 BB: 0 S: 5 P: 5	R: 0 H: 0 E: 0 LOB: 0 K: 1 BB: 0 S: 5 P: 5	R: 0 H: 0 E: 0 LOB: 0 K: 1 BB: 0 S: 5 P: 5	R: 1 H: 2 E: 1 LOB: 2 K: 1 BB: 0 S: 8 P: 8	R: 0 H: 0 E: 0 LOB: 0 K: 1 BB: 0 S: 5 P: 5	R: 0 H: 0 E: 0 LOB: 0 K: 1 BB: 0 S: 5 P: 5	R: 0 H: 0 E: 0 LOB: 0 K: 1 BB: 0 S: 5 P: 3	R: 0 H: 0 E: 0 LOB: 0 K: 1 BB: 0 S: 5 P: 5	R: 1 H: 1 E: 0 LOB: 0 K: 0 BB: 0 S: 4 P: 4	R: 0 H: 1 E: 0 LOB: 1 K: 0 BB: 1 S: 3 P: 7	1B: 3 SF: 0 2B: 0 SAC: 0 3B: 0 DP: 1 HR: 1 HBP: 0	
PITCHER	IP WLS BF H R ER SO BB IBB HBP BLK WP HR S P ERA WHIP											
John Montefusco, R ERA: 3.78 Luis DeLeon, R ERA: 1.89 (1, 1) (8, 1)	7.0 W 24 H 2 R 1 ER 0 SO 6 BB 0 IBB 0 HBP 0 BLK 0 WP 0 HR 0 S 36 P 36 ERA 0.00 WHIP 0.286											
	3.0 W 11 H 2 R 1 ER 1 SO 1 BB 1 IBB 0 HBP 0 BLK 0 WP 0 HR 1 S 12 P 16 ERA 3.00 WHIP 1.000											

AB	34
R	2
H	4
RBI	2
BB	1
SO	7
LOB	5



livebaseballscorecards.com

BOTTOM

New York Mets @ San Diego Padres
Jack Murphy Stadium, San Diego, CA
Sun Jul 25 1982, 6:33 AM EDT
Att: 12,614 - Unknown

livebaseballscorecards.com

AB 32
R 3
H 9
RBI 3
BB 5
SO 3
LOB 8



WP: 0 PA: 38
PB: 0
SB: 0
CS: 2

AB R H RBI BB SO LOB

4	0	0	0	1	0	0
5	1	2	1	0	0	1
3	0	0	0	0	1	0
4	0	2	1	0	0	0
1	1	0	0	1	1	0
0	0	0	0	1	0	0
0	0	0	0	1	0	0
0	0	0	0	0	0	0
4	0	3	0	0	0	2
4	0	1	1	0	0	3
3	0	0	0	1	1	2
0	1	0	0	0	0	0
1	0	1	0	0	0	0

Batter	1	2	3	4	5	6	7	8	9	10
Gene Richards, L (1, 3) OBP: 0.342, SLG: 0.363	6-3		1-3			E6 CS		L7		1B IBB
Tony Gwynn, L (1, 7) OBP: 0.357, SLG: 0.423	6-3		6-3			F6 1-2			SH2-4 1B	1B 1-2 2-3 3-H
Garry Templeton, S (1, 6) OBP: 0.287, SLG: 0.377	K			5-3			5-3		SH2-4 1-2	
Ruppert Jones, L (1, 8) OBP: 0.404, SLG: 0.466		F8		F7					BB 1B	
Sixto Lezcano, R (1, 9) OBP: 0.373, SLG: 0.443										
Joe Lefebvre, L (7, 9) OBP: 0.248, SLG: 0.213										
Kurt Bevacqua, R (9, PH) OBP: 0.350, SLG: 0.324		1B BB								
Dave Edwards, R (10, 9) OBP: 0.200, SLG: 0.314										
Terry Kennedy, L (1, 2) OBP: 0.309, SLG: 0.474										
Luis Salazar, R (1, 5) OBP: 0.277, SLG: 0.355										
Tim Flannery, L (1, 4) OBP: 0.321, SLG: 0.323										
Joe Pittman, R (10, PR) OBP: 0.288, SLG: 0.298										
John Montefusco, R (1, 1) OBP: 0.122, SLG: 0.077										
Luis Delaun, R (8, 1) OBP: 0.182, SLG: 0.200										
Broderick Perkins, L (10, PH) OBP: 0.350, SLG: 0.362										

Inning Stats	R: 0	H: 0	E: 0	K: 1	S: 5	P: 5	R: 1	H: 2	E: 0	K: 0	S: 4	P: 8	R: 0	H: 0	E: 0	K: 0	S: 3	R: 0	H: 0	E: 0	K: 1	S: 5	P: 5	R: 0	H: 1	E: 0	K: 0	S: 3	R: 0	H: 2	E: 0	K: 0	S: 4	R: 0	H: 0	E: 1	K: 0	S: 3	R: 0	H: 2	E: 0	K: 0	S: 4	R: 0	H: 0	E: 0	K: 1	S: 5	R: 1	H: 2	E: 0	K: 0	S: 4	R: 1	H: 2	E: 0	K: 0	S: 3	R: 1	H: 2	E: 0	K: 0	S: 3	R: 0	H: 2	E: 0	K: 0	S: 11	1B: 9	2B: 3	3B: 0	HR: 0	SF: 0	SAC: 1	DP: 3	HBP: 0	WP: 0	PA: 38
--------------	------	------	------	------	------	------	------	------	------	------	------	------	------	------	------	------	------	------	------	------	------	------	------	------	------	------	------	------	------	------	------	------	------	------	------	------	------	------	------	------	------	------	------	------	------	------	------	------	------	------	------	------	------	------	------	------	------	------	------	------	------	------	------	------	------	------	------	-------	-------	-------	-------	-------	-------	--------	-------	--------	-------	--------

PITCHER	IP	WLS	BF	H	R	ER	SO	BB	IBB	HBP	BLK	WP	HR	S	P	ERA	WHIP
Charlie Puleo, R (1, 1) ERA: 4.08	8.1		30	6	2	2	3	2	0	0	0	0	0	34	42	2.16	0.960
Pete Falcone, L (9, 1) ERA: 3.64	0.0		1	1	0	0	0	0	0	0	0	0	0	1	1	∞	∞
Neil Allen, R (9, 1) ERA: 3.55	1.0	L	7	2	1	1	0	2	1	0	0	0	0	4	16	9.00	4.000

Batter	1	2	3	4	5	6	7	8	9	AB R H RBI BB SO LOB	TOP														
Mookie Wilson, S OBP: 0.316, SLG: 0.376 (1, 8) X	0-0 4-3		0-0 FC5-2 1B	0-0 G3		4-0 S BB		0-0 5-3		4 0 1 0 1 0 2															
Bob Bailor, R OBP: 0.316, SLG: 0.332 (1, 4) X (8, 6)	0-0 G3		0-0 FC5-2 1-2 2-3 3-H		0-0 1B SF8 1B	0-0 6-3		0-0 6-3		5 1 1 0 0 0 4															
George Foster, R OBP: 0.331, SLG: 0.394 (1, 7) S S S	0-3 K		0-3 K		0-0 1B 1-3 1B		0-0 P5		0-0 4-3	5 0 1 0 0 2 3															
Dave Kingman, R OBP: 0.305, SLG: 0.475 (1, 3) B B B B		4-0 G6-4-3 BB	0-0 F2		0-0 L6		0-0 5-3		0-0 5-3	4 0 0 0 1 0 5															
Ellis Valentine, R OBP: 0.267, SLG: 0.392 (1, 9) X		0-0 G6-4-3 1-2f		0-0 F7 BB 6-3 1B	0-0 SF8 3-H		0-0 6-3		0-0 6-3	3 1 1 1 0 0 1															
John Stearns, R OBP: 0.357, SLG: 0.418 (1, 2) X		0-0 1B 1B		4-0 6-3 1B BB	0-0 1B 1-3			0-0 1B 1B		3 2 3 0 1 0 0															
Hubie Brooks, R OBP: 0.317, SLG: 0.326 (1, 5) X		0-0 1B 1-3		0-0 F7 1-2 2-3	0-0 F9			0-0 G3-6-1 1B 1B		4 0 2 0 0 0 4															
Ron Gardenhire, R OBP: 0.282, SLG: 0.298 (1, 6) B B B B			4-0 1B 1B FC5-2 BB	0-0 6-3		0-0 1-3		0-0 G3-6-1 1B 1B		2 0 0 1 1 0 1															
Mike Jorgensen, L OBP: 0.421, SLG: 0.367 (8, PH) X			0-0 FC5-2 1B	0-0 6-3		0-0 G3		0-0 G3-6-1 1-2 3-H		1 0 1 1 0 0 0															
Wally Backman, S OBP: 0.389, SLG: 0.360 (8, 4) X			0-0 FC5-2 1B	0-0 6-3		0-0 G3		0-0 G3-6-1 1-2f 2-3		0 0 0 0 0 0 0															
Mike Scott, R OBP: 0.205, SLG: 0.289 (1, 1) X			0-0 FC5-2 1B	0-0 6-3		0-0 G3		0-0 G3-6-1 1-2f 2-3		2 0 2 1 0 0 0															
Jesse Orosco, R (4, 1) X			0-0 FC5-2 1B	0-0 6-3		0-0 G3		0-0 G3-6-1 1-2f 2-3		0 0 0 0 0 0 0															
Gary Raisch, L OBP: 0.270, SLG: 0.323 (6, PH) X			0-0 FC5-2 1B	0-0 6-3		0-0 G3		0-0 G3-6-1 1-2f 2-3		1 0 0 0 0 0 0															
Terry Leach, R (6, 1) X			0-0 FC5-2 1B	0-0 6-3		0-0 G3		0-0 G3-6-1 1-2f 2-3		0 0 0 0 0 0 0															
Pat Zachry, R (7, 1) X			0-0 FC5-2 1B	0-0 6-3		0-0 G3		0-0 G3-6-1 1-2f 2-3		0 0 0 0 0 0 0															
Rusty Staub, L OBP: 0.297, SLG: 0.321 (8, PH) X			0-0 FC5-2 1B	0-0 6-3		0-0 G3		0-0 G3-6-1 1-2f 2-3		1 0 0 0 0 0 2															
Nell Alien, R OBP: 0.288, SLG: 0.167 (8, 1) X			0-0 FC5-2 1B	0-0 6-3		0-0 G3		0-0 G3-6-1 1-2f 2-3		0 0 0 0 0 0 0															
Inning Stats	R: 0 E: 0 K: 1 S: 5	H: 0 LOB: 0 BB: 0 P: 5	R: 0 E: 0 K: 0 S: 3	H: 2 LOB: 2 BB: 1 P: 7	R: 0 E: 0 K: 1 S: 7	H: 2 LOB: 3 BB: 1 P: 11	R: 2 E: 0 K: 0 S: 5	H: 2 LOB: 1 BB: 1 P: 9	R: 1 E: 0 K: 0 S: 6	H: 3 LOB: 2 BB: 0 P: 6	R: 0 E: 0 K: 0 S: 3	H: 0 LOB: 1 BB: 1 P: 7	R: 0 E: 0 K: 0 S: 3	H: 0 LOB: 0 BB: 0 P: 3	R: 1 E: 0 K: 0 S: 5	H: 3 LOB: 1 BB: 0 P: 5	R: 0 E: 0 K: 0 S: 3	H: 0 LOB: 0 BB: 0 P: 3	1B: 12 2B: 0 3B: 0 HR: 0	SF: 1 SAC: 0 DP: 2 HBP: 0	WP: 0 PB: 0 SB: 1 CS: 0	PA: 40			
PITCHER	IP WLS BF H R ER SO BB IBB HBP BLK WP HR S P ERA WHIP																								
Steve Mura, R ERA: 3.91 (1, 1)	4.0		19	6	2	2	2	3	0	0	0	0	0	20	32	4.50	2.250								
Jeff Lahti, R ERA: 3.31 (5, 1)	2.0	W	10	3	1	1	0	1	0	0	0	0	0	9	13	4.50	2.000								
Doug Bair, R ERA: 2.4 (7, 1)	3.0	S	11	3	1	1	0	0	0	0	0	0	0	11	11	3.00	1.000								

New York Mets @ St. Louis Cardinals
 Busch Stadium, St. Louis, MO
 Tue Jul 27 1982, 7:05 PM CDT
 Att. 24,950 - Unknown

livebaseballscorecards.com

AB	35
R	4
H	12
RBI	4
BB	4
SO	2
LOB	22



BOTTOM

New York Mets @ St. Louis Cardinals
Busch Stadium, St. Louis, MO
Tue Jul 27 1982, 7:05 PM CDT
Att. 24,950 - Unknown

livebaseballscores.com

AB	33
R	9
H	13
RBI	9
BB	7
SO	5
LOB	23



WP:	0	PA:	42
PB:	0		
SB:	0		
CS:	1		

AB R H RBI BB SO LOB

4	3	2	0	1	1	3
2	1	1	2	3	0	1
5	0	2	2	0	0	5
5	1	1	2	0	1	2
3	2	3	2	2	0	0
5	1	2	0	0	2	4
2	0	0	0	1	1	1
4	1	2	1	0	0	2
1	0	0	0	0	0	2
1	0	0	0	0	0	3
0	0	0	0	0	0	0
0	0	0	0	0	0	0
1	0	0	0	0	0	0

1B:	10	SF:	0
2B:	2	SAC:	1
3B:	0	DP:	1
HR:	1	HBP:	1

WP:	0	PA:	42
PB:	0		
SB:	0		
CS:	1		

Batter	1	2	3	4	5	6	7	8	9
Tom Herr, S OBP: 0.318, SLG: 0.304 (1, 4)	0-0 4-3 1B 2B		0-0 E 1B	0-3 K		4-0 1B BB FC3-6		0-0 6-3	
Lonnie Smith, R OBP: 0.389, SLG: 0.433 (1, 7)	0-0 4-3 2-3		0-0 G4-6-3 1B	4-0 1-2 2-3 3-H BB		4-0 1-2 2-3 FC3-6 BB		4-0 1B BB	
Keith Hernandez, L OBP: 0.376, SLG: 0.381 (1, 3)	0-0 CS 1B		0-0 G4-6-3 1-2f	0-0 F7		0-0 1-2 2-3 3-H FC3-6 1B		0-0 P6	
George Hendrick, R OBP: 0.311, SLG: 0.458 (1, 9)	0-3 K 1-2		0-0 F7		0-0 P4	0-0 FC3-6 HR		0-0 BB 1B	
Darrell Porter, L OBP: 0.350, SLG: 0.413 (1, 2)		0-0 1-3 2B		4-0 BB 1B BB	0-0 1B 1B	0-0 1-H HR		4-0 1-2 BB	
Willie McGee, S OBP: 0.330, SLG: 0.404 (1, 8)		0-0 1-3 2-3		0-0 1B BB 1B	0-0 1-3 1B	0-3 K		0-3 K	
Ken Oberkfell, L OBP: 0.334, SLG: 0.354 (1, 5)		1-0 HBP		4-0 BB 1B BB	0-3 K		0-0 G3		
Ozzie Smith, S OBP: 0.357, SLG: 0.348 (1, 6)		0-0 P6		0-0 BB 1B		0-0 BB SH1-3 1B	0-0 F8		
Steve Mura, R OBP: 0.111, SLG: 0.059 Steve Braun, L OBP: 0.380, SLG: 0.310 Jeff Lahti, R Mike Ramsey, S OBP: 0.348, SLG: 0.373 Doug Bair, R	0-0 L9		0-0 F7		0-0 SH1-3 1B	0-0 F8		0-0 F8	

Inning Stats	R: 1	H: 2	E: 0	K: 1	S: 6	R: 0	H: 1	E: 0	K: 0	S: 4	R: 1	H: 2	E: 1	K: 0	S: 4	R: 2	H: 2	E: 0	K: 1	S: 7	R: 0	H: 2	E: 0	K: 1	S: 6	R: 5	H: 3	E: 0	K: 1	S: 8	R: 0	H: 0	E: 0	K: 0	S: 3	R: 0	H: 1	E: 0	K: 1	S: 6
--------------	------	------	------	------	------	------	------	------	------	------	------	------	------	------	------	------	------	------	------	------	------	------	------	------	------	------	------	------	------	------	------	------	------	------	------	------	------	------	------	------

PITCHER	IP	WLS	BF	H	R	ER	SO	BB	IBB	HBP	BLK	WP	HR	S	P	ERA	WHIP
Mike Scott, R ERA: 4.87 (1, 1)	3.2	L	20	7	4	3	2	3	0	1	0	0	0	20	33	7.36	2.727
Jesse Orosco, L ERA: 3.14 (4, 1)	1.1		5	2	0	0	1	0	0	0	0	0	0	7	7	0.00	1.500
Terry Leach, R ERA: 5.06 (6, 1)	1.0		8	3	5	5	1	2	0	0	0	0	1	8	16	45.00	5.000
Pat Zachry, R ERA: 4.26 (7, 1)	1.0		3	0	0	0	0	0	0	0	0	0	0	3	3	0.00	0.000
Neil Allen, R ERA: 3.48 (8, 1)	1.0		6	1	0	0	1	2	0	0	0	0	0	6	14	0.00	3.000

BOTTOM

New York Mets @ St. Louis Cardinals
Busch Stadium, St. Louis, MO
Wed Jul 28 1982, 7:05 PM CDT
Att. 22,392 - Unknown

livebaseballscores.com

AB	31
R	7
H	8
RBI	6
BB	7
SO	3
LOB	17



WP:	0	PA:	40
PB:	0	SB:	0
CS:	1		

AB	R	H	RBI	BB	SO	LOB
5	1	2	1	0	1	0
4	3	2	1	1	0	0
4	0	1	0	1	0	2
4	1	1	2	0	1	3
4	1	1	1	0	0	3
3	0	1	0	1	0	2
2	0	0	0	1	0	1
0	0	0	0	0	0	0
0	0	0	0	1	0	0
0	0	0	0	0	0	0
2	1	0	1	2	0	1
2	0	0	0	0	1	2
0	0	0	0	0	0	0
0	0	0	0	0	0	0
1	0	0	0	0	0	3
0	0	0	0	0	0	0

Batter	1	2	3	4	5	6	7	8	9
Tom Herr, S (1, 4) OBP: 0.320, SLG: 0.306	0-3 K	0-0 CS 1B			0-0 F8		0-0 3B 1B	0-0 4-3	
Lonnie Smith, R (1, 7) OBP: 0.392, SLG: 0.439	0-0 1B FC 1B	0-0 CS 1-2	4-0 4-3 E BB		0-0 6-3		0-0 2B 3B	0-0 L5	
Keith Hernandez, L (1, 3) OBP: 0.376, SLG: 0.380	0-0 FC3-6 E 1B		0-0 4-3		4-0 BB		0-0 L5	0-0 4-3	
George Hendrick, R (1, 9) OBP: 0.311, SLG: 0.458	0-0 FC 1-2 FC3-6		0-3 K		0-0 4-3		0-0 4-3 BB 2B		
Darrell Porter, L (1, 2) OBP: 0.349, SLG: 0.419	0-0 FC3-6 1-2 2-3		0-0 E4 2-H 3B		0-0 4-3		0-0 4-3 2-3		
Willie McGee, S (1, 8) OBP: 0.333, SLG: 0.403	0-0 G3		0-0 F8		0-0 4-3 1B		4-0 BB BB		
Ken Oberkfell, L (1, 5) OBP: 0.334, SLG: 0.352		4-0 FC6-4 BB		0-0 G3		0-0 4-3	4-0 BB BB		
Gene Tenace, R (7, PH) OBP: 0.544, SLG: 0.684									
Dane Iorg, L (7, PH) OBP: 0.358, SLG: 0.349									
Mike Ramsey, S (8, 5) OBP: 0.348, SLG: 0.373									
Ozzie Smith, S (1, 6) OBP: 0.358, SLG: 0.346		0-0 FC6-4 SH2-4 1B		0-0 4-3		4-0 IBB	4-0 1-2 2-3 3-H BB		
Joaquin Andujar, S (1, 1) OBP: 0.177, SLG: 0.226		0-0 SH2-4		0-0 6-3		0-3 K	0-0 F8		
Jim Kaat, L (7, 1)									
Jeff Keener, L (7, 1)									
Steve Braun, L (7, PH) OBP: 0.373, SLG: 0.302									
Bruce Sutter, R (8, 1)									

Inning Stats	R: 1	H: 2	E: 1	K: 1	S: 8	LOB: 2	BB: 0	P: 8	R: 1	H: 1	E: 0	K: 0	S: 3	LOB: 0	BB: 1	P: 7	R: 2	H: 1	E: 1	K: 1	S: 6	LOB: 0	BB: 1	P: 10	R: 0	H: 0	E: 0	K: 0	S: 3	LOB: 1	BB: 1	P: 7	R: 0	H: 1	E: 0	K: 1	S: 6	LOB: 2	BB: 1	P: 10	R: 3	H: 3	E: 0	K: 0	S: 6	LOB: 3	BB: 3	P: 18	R: 0	H: 0	E: 0	K: 0	S: 3	LOB: 0	BB: 0	P: 3
--------------	------	------	------	------	------	--------	-------	------	------	------	------	------	------	--------	-------	------	------	------	------	------	------	--------	-------	-------	------	------	------	------	------	--------	-------	------	------	------	------	------	------	--------	-------	-------	------	------	------	------	------	--------	-------	-------	------	------	------	------	------	--------	-------	------

PITCHER	IP	WLS	BF	H	R	ER	SO	BB	IBB	HBP	BLK	WP	HR	S	P	ERA	WHIP
Brent Gaff, R (1, 1) ERA: 3.51	4.0		18	4	4	3	2	2	0	0	0	0	0	20	28	6.75	1.500
Ed Lynch, R (5, 1) ERA: 3.9	2.1	L	13	4	3	3	1	1	1	0	0	0	0	13	21	11.57	2.143
Jesse Orosco, L (7, 1) ERA: 3.13	0.1		2	0	0	0	0	1	0	0	0	0	0	1	5	0.00	3.000
Neil Allen, R (7, 1) ERA: 3.4	1.1		6	0	0	0	0	2	0	0	0	0	0	4	12	0.00	1.500

Batter	1	2	3	4	5	6	7	8	9	AB R H RBI BB SO LOB	TOP		
Omar Moreno, L (1, 8) OBP: 0.302, SLG: 0.332	0-0 CS 5-3 1B	0-0 F9		0-3 K			0-0 CS 1B			4 0 2 0 0 1 1			
Lee Lacy, R (1, 7) OBP: 0.346, SLG: 0.358	0-0 5-3 1-2		0-0 F3	0-0 F9			0-0 F8 1-2			4 0 0 0 0 0 2			
Bill Madlock, R (1, 5) OBP: 0.352, SLG: 0.442	0-0 F7		0-0 G3 HR 2B		0-0 6-3		0-0 6-3			4 1 1 0 0 0 1			
Jason Thompson, L (1, 3) OBP: 0.398, SLG: 0.514	4-0 BB		0-0 G3		0-0 2B		0-0 F8			3 0 1 0 1 0 1			
Dick Davis, R (1, 9) OBP: 0.320, SLG: 0.500	0-0 CS 2-3	0-0 SH5-4 1B 1B	0-0 HR		0-0 F8		0-0 F4			4 2 2 2 0 0 1			
Tony Peña, R (1, 2) OBP: 0.337, SLG: 0.446		0-0 1B SH5-4 SF8 1B	0-0 2B		0-0 L5		0-3 K			4 1 2 0 0 1 1			
Johnny Ray, S (1, 4) OBP: 0.336, SLG: 0.414		0-0 SH5-4 1-2 2-3	4-0 BB		0-0 F9		0-0 P6			2 0 0 0 1 0 0			
Dale Berra, R (1, 6) OBP: 0.307, SLG: 0.403		0-0 1B 2-3 3-H	0-0 1-3		0-3 K		0-3 K			4 0 1 1 0 2 2			
Don Robinson, R (1, 1) OBP: 0.316, SLG: 0.472		0-0 SF8 3-H		0-0 6-3		0-3 K		0-0 3-1		3 0 0 1 0 1 0			
Inning Stats	R: 0 E: 0 K: 0 S: 3 H: 1 LOB: 1 BB: 1 P: 7	R: 2 E: 0 K: 0 S: 6 H: 3 LOB: 1 BB: 0 P: 6	R: 2 E: 0 K: 0 S: 6 H: 3 LOB: 2 BB: 1 P: 10	R: 0 E: 0 K: 1 S: 5 H: 0 LOB: 0 BB: 0 P: 5	R: 0 E: 0 K: 0 S: 4 H: 1 LOB: 1 BB: 0 P: 4	R: 0 E: 0 K: 2 S: 7 H: 0 LOB: 0 BB: 0 P: 7	R: 0 E: 0 K: 0 S: 3 H: 1 LOB: 0 BB: 0 P: 3	R: 0 E: 0 K: 1 S: 5 H: 0 LOB: 0 BB: 0 P: 5	R: 0 E: 0 K: 1 S: 5 H: 0 LOB: 0 BB: 0 P: 5	1B: 5 2B: 3 3B: 0 HR: 1 SF: 1 SAC: 1 DP: 0 HBP: 0	WP: 0 PB: 0 SB: 0 CS: 2 PA: 37		
PITCHER	IP WLS BF H R ER SO BB IBB HBP BLK WP HR S P ERA WHIP											PITCHER	IP WLS BF H R ER SO BB IBB HBP BLK WP HR S P ERA WHIP
Pete Falcone, L (1, 1) ERA: 3.86	2.2 L 16 7 4 4 0 2 0 0 0 0 0 1 14 22 13.50 3.375												
Terry Leach, R (3, 1) ERA: 4.21	4.1 14 2 0 0 3 0 0 0 0 0 0 0 20 20 0.00 0.462												
Pat Zachry, R (8, 1) ERA: 4.16	2.0 6 0 0 0 2 0 0 0 0 0 0 0 10 10 0.00 0.000												

Pittsburgh Pirates @ New York Mets
 Shea Stadium, Flushing, NY
 Thu Jul 29 1982, 7:05 PM EDT
 Att. 16,892 - Unknown

livebaseballscorecards.com

AB	32
R	4
H	9
RBI	4
BB	2
SO	5
LOB	9



Batter	1	2	3	4	5	6	7	8	9	AB	R	H	RBI	BB	SO	LOB
Mookie Wilson, S OBP: 0.315, SLG: 0.372 (1, 8)	0-0 CS 1B		0-3 K		0-0 1-3		0-0 4-3			4	0	1	0	0	1	2
John Stearns, R OBP: 0.354, SLG: 0.424 (1, 2)	0-0 F8 1-2		0-0 F8		0-0 F9			0-0 F8		4	0	0	0	0	0	2
Rusty Staub, L OBP: 0.286, SLG: 0.308 (1, 7)	0-0 6-3		0-0 F9			0-0 5-3		0-0 5-3		4	0	0	0	0	0	1
Dave Kingman, R OBP: 0.304, SLG: 0.477 (1, 3)		0-0 F8		0-3 K		0-3 K		0-0 P4		4	0	0	0	0	2	0
Joel Youngblood, R OBP: 0.299, SLG: 0.353 (1, 9)		4-0 1B BB		0-0 2B 1B		4-0 BB		0-0 G6-3 1B		2	1	2	0	2	0	0
Hubie Brooks, R OBP: 0.315, SLG: 0.321 (1, 5)		0-3 K		0-3 K		0-0 5-3		0-0 G6-3 1-2f		4	0	0	0	0	2	4
Wally Backman, S OBP: 0.396, SLG: 0.372 (1, 4)		0-0 1-3 1B		0-0 1-H 2B		0-0 2-3		4-0 BB		3	0	2	1	1	0	0
Ron Gardenhire, R OBP: 0.280, SLG: 0.296 Bob Bailor, R OBP: 0.312, SLG: 0.327 (7, PH) (8, 6)		0-3 K		0-0 F7		0-0 1B		0-3 K		2	0	0	0	0	1	3
Pete Falcone, L OBP: 0.105, SLG: 0.132 Terry Leach, R OBP: 0.167, SLG: 0.167 George Foster, R OBP: 0.332, SLG: 0.392 Pat Zachry, R (8, 1)			0-0 1B		0-3 K		0-0 F7			0	0	0	0	0	0	0

Inning Stats	R: 0	H: 1	R: 0	H: 1	R: 0	H: 1	R: 0	H: 0	R: 0	H: 0	R: 0	H: 1	R: 0	H: 1	R: 0	H: 1	1B: 6	SF: 0	WP: 0	PA: 35
	E: 0	LOB: 0	E: 0	LOB: 2	E: 0	LOB: 1	E: 0	LOB: 0	E: 0	LOB: 1	E: 0	LOB: 0	E: 0	LOB: 1	E: 0	LOB: 1	2B: 1	SAC: 0	PB: 0	
	K: 0	BB: 0	K: 2	BB: 1	K: 1	BB: 0	K: 1	BB: 0	K: 1	BB: 1	K: 0	BB: 0	K: 1	BB: 1	K: 1	BB: 1	3B: 0	DP: 1	SB: 0	
	S: 3	P: 3	S: 8	P: 12	S: 6	P: 6	S: 5	P: 5	S: 5	P: 9	S: 4	P: 4	S: 3	P: 3	S: 5	P: 9	HR: 0	HBP: 0	CS: 1	

PITCHER	IP	WLS	BF	H	R	ER	SO	BB	IBB	HBP	BLK	WP	HR	S	P	ERA	WHIP	PITCHER	IP	WLS	BF	H	R	ER	SO	BB	IBB	HBP	BLK	WP	HR	S	P	ERA	WHIP	
Don Robinson, R ERA: 3.79 (1, 1)	9.0	W	35	7	1	1	8	3	0	0	0	0	0	48	60	1.00	1.111																			

BOTTOM

Pittsburgh Pirates @ New York Mets
Shea Stadium, Flushing, NY
 Thu Jul 29 1982, 7:05 PM EDT
 Att. 16,892 - Unknown

livebaseballscores.com

AB	32
R	1
H	7
RBI	1
BB	3
SO	8
LOB	14



Batter	1	2	3	4	5	6	7	8	9	AB R H RBI BB SO LOB	TOP											
Omar Moreno, L (1, 8) OBP: 0.303, SLG: 0.331	4-0 CS BB		0-3 K	0-3 K		0-0 G4-3			0-0 S 1B	4 0 1 0 1 2 3												
Johnny Ray, S (1, 4) OBP: 0.341, SLG: 0.424	0-0 1B E SF8 1B		0-0 1B 2B		0-0 HR 1B		0-0 S CS 2B		0-0 F7	5 3 4 0 0 0 1												
Bill Madlock, R (1, 5) OBP: 0.358, SLG: 0.454	0-0 CS 1B		0-0 1B		0-0 HR		4-0 CS BB		0-3 K	4 1 3 3 1 1 1												
Jason Thompson, L (1, 3) OBP: 0.394, SLG: 0.510	0-0 SF8		0-0 F7		0-0 P3		0-3 K		0-3 K	3 0 0 1 0 1 3												
Mike Easler, L (1, 7) OBP: 0.353, SLG: 0.428	0-0 CS	0-0 SH5-3 2B		0-0 FC6-4 1B		0-0 P6		0-0 F7		4 0 2 0 0 0 1												
Lee Lacy, R (1, 9) OBP: 0.350, SLG: 0.359		0-0 SH5-3 2B		0-0 FC6-4 1B		4-0 S BB		0-0 G4-6-3 1B		2 1 1 0 1 0 1												
Tony Peña, R (1, 2) OBP: 0.333, SLG: 0.440		0-0 L6		0-0 P4		0-0 5-3		0-0 G4-6-3		4 0 0 0 0 0 4												
Dale Berra, R (1, 6) OBP: 0.306, SLG: 0.399		0-3 K		4-0 1B IBB		0-3 K		0-0 4-3		3 0 0 0 1 2 1												
John Candelaria, L (1, 1) OBP: 0.225, SLG: 0.231			0-0 1-3		0-0 1B		0-0 G4-3 1B		0-3 K	2 0 1 1 0 0 0												
Jim Morrison, R (6, PH) OBP: 0.286, SLG: 0.447										1 0 1 0 0 0 0												
Manny Sarmiento, R (6, 1) OBP: 0.296, SLG: 0.240										1 0 0 0 0 1 0												
Inning Stats	R: 1 E: 1 K: 0 S: 3	H: 2 LOB: 0 BB: 1 P: 7	R: 0 E: 0 K: 1 S: 6	H: 1 LOB: 1 BB: 0 P: 6	R: 1 E: 0 K: 1 S: 7	H: 2 LOB: 1 BB: 0 P: 7	R: 1 E: 0 K: 1 S: 7	H: 2 LOB: 2 BB: 1 P: 11	R: 2 E: 0 K: 0 S: 5	H: 2 LOB: 1 BB: 1 P: 9	R: 0 E: 0 K: 1 S: 5	H: 1 LOB: 0 BB: 0 P: 5	R: 0 E: 0 K: 1 S: 5	H: 1 LOB: 1 BB: 1 P: 9	R: 0 E: 0 K: 0 S: 3	H: 1 LOB: 0 BB: 0 P: 3	R: 0 E: 0 K: 2 S: 8	H: 1 LOB: 1 BB: 0 P: 8	1B: 9 2B: 3 3B: 0 HR: 1	SF: 1 SAC: 1 DP: 2 HBP: 0	WP: 0 PB: 0 SB: 4 CS: 4	PA: 40
PITCHER	IP WLS BF H R ER SO BB IBB HBP BLK WP HR S P ERA WHIP																					
Craig Swan, R (1, 1) ERA: 3.59	5.0 L 25 9 5 4 3 2 1 0 0 0 0 1 28 40 7.20 2.200																					
Jesse Orosco, L (6, 1) ERA: 2.98	3.0 10 3 0 0 2 1 0 0 0 0 0 0 13 17 0.00 1.333																					
Neil Allen, R (9, 1) ERA: 3.33	1.0 4 1 0 0 2 0 0 0 0 0 0 0 8 8 0.00 1.000																					

Pittsburgh Pirates @ New York Mets
Shea Stadium, Flushing, NY
Fri Jul 30 1982, 7:05 PM EDT
Att. 18,828 - Unknown

livebaseballscorecards.com

AB	33
R	5
H	13
RBI	5
BB	4
SO	7
LOB	15



BOTTOM

Pittsburgh Pirates @ New York Mets
 Shea Stadium, Flushing, NY
 Fri Jul 30 1982, 7:05 PM EDT
 Att. 18,828 - Unknown

livebaseballscorecards.com

AB	32
R	1
H	9
RBI	1
BB	1
SO	6
LOB	15



WP: 0	PA: 33
PB: 0	
SB: 1	
CS: 0	

AB R H RBI BB SO LOB

4	0	1	0	0	0	1
4	0	1	0	0	0	2
3	0	0	0	1	2	2
4	0	1	0	0	2	2
4	1	2	0	0	0	2
4	0	2	0	0	0	2
3	0	1	1	0	0	2
3	0	0	0	0	0	1
1	0	0	0	0	1	1
1	0	0	0	0	1	0
0	0	0	0	0	0	0
1	0	1	0	0	0	0
0	0	0	0	0	0	0

1B: 7	SF: 0
2B: 3	SAC: 0
3B: 0	DP: 4
HR: 0	HBP: 0

Batter	1	2	3	4	5	6	7	8	9
Mookie Wilson, S OBP: 0.314, SLG: 0.371 (1, 8)	0-0 1B S		0-0 G3		0-0 G3			0-0 F8	
Bob Bailor, R OBP: 0.311, SLG: 0.326 (1, 4)	0-0 P4 1-2		0-0 P3			0-0 1B 1B		0-0 G6-4-3 1-2f	
George Foster, R OBP: 0.331, SLG: 0.389 (1, 7)	0-3 K		4-0 BB			0-3 K		0-0 F9	
Dave Kingman, R OBP: 0.303, SLG: 0.474 (1, 3)	0-0 1-2-3		0-3 K			0-0 1-2 G6-4-3 1B		0-3 K	
Joel Youngblood, R OBP: 0.303, SLG: 0.362 (1, 9)		0-0 2B		0-0 F9		0-0 G6-4-3 1-2f		0-0 FC6-4 1B	
John Stearns, R OBP: 0.356, SLG: 0.425 (1, 2)		0-0 5-3		0-0 F8-3 1B		0-0 G6-4-3 1B		0-0 FC6-4 1-2f	
Hubie Brooks, R OBP: 0.315, SLG: 0.325 (1, 5)		0-0 2B 2-H		0-0 F8-3 1-2		0-0 G6-4-3 1-2f			
Ron Gardenhire, R OBP: 0.277, SLG: 0.293 (1, 6)		0-0 5-3		0-0 F9		0-0 4-3			
Craig Swan, R OBP: 0.250, SLG: 0.190 (1, 1)		0-3 K		0-3 K				0-0 G6-4-3 1B	
Gary Rajsich, L OBP: 0.267, SLG: 0.319 (5, PH)									
Jesse Orosco, R (6, 1)									
Rusty Staub, L OBP: 0.291, SLG: 0.314 (8, PH)									
Neil Allen, R OBP: 0.286, SLG: 0.167 (9, 1)									

Inning Stats	R: 0	H: 1	E: 0	LOB: 1	K: 1	BB: 0	S: 6	P: 6
	R: 1	H: 2	E: 0	LOB: 1	K: 1	BB: 0	S: 7	P: 7
	R: 0	H: 0	E: 0	LOB: 1	K: 1	BB: 1	S: 5	P: 9
	R: 0	H: 1	E: 0	LOB: 0	K: 0	BB: 0	S: 3	P: 3
	R: 0	H: 0	E: 0	LOB: 0	K: 1	BB: 0	S: 5	P: 5
	R: 0	H: 2	E: 0	LOB: 1	K: 0	BB: 0	S: 6	P: 6
	R: 0	H: 1	E: 0	LOB: 0	K: 0	BB: 0	S: 3	P: 3
	R: 0	H: 1	E: 0	LOB: 0	K: 0	BB: 0	S: 3	P: 3
	R: 0	H: 1	E: 0	LOB: 1	K: 1	BB: 0	S: 6	P: 6

PITCHER	IP	WLS	BF	H	R	ER	SO	BB	IBB	HBP	BLK	WP	HR	S	P	ERA	WHIP
John Candelaria, L ERA: 2.63 (1, 1)	5.0	W	19	4	1	1	4	1	0	0	0	0	0	26	30	1.80	1.000
Manny Sarmiento, R ERA: 3.15 (6, 1)	4.0	S	14	5	0	0	2	0	0	0	0	0	0	18	18	0.00	1.250

Batter	1	2	3	4	5	6	7	8	9	AB R H RBI BB SO LOB	TOP									
Omar Moreno, L (1, 8) OBP: 0.304, SLG: 0.328	4-0 5-3 S BB		0-0 F7	4-0 3B BB		0-0 F8		0-3 K		3 1 0 0 2 1 2										
Johnny Ray, S (1, 4) OBP: 0.344, SLG: 0.430	0-0 F7		0-0 1B 1B	0-0 3B		0-0 4-3		4-0 FC3-6 BB		4 0 2 3 1 0 2										
Bill Madlock, R (1, 5) OBP: 0.356, SLG: 0.450	0-0 5-3		0-0 1B	0-0 F8		0-0 F7		0-0 F7		5 0 1 0 0 0 3										
Jason Thompson, L (1, 3) OBP: 0.391, SLG: 0.504	4-0 S BB		0-0 F8		0-0 4-3		0-0 P6	0-0 FC3-6 WP		4 0 0 0 1 0 3										
Mike Easler, L (1, 7) OBP: 0.354, SLG: 0.428	0-0 5-3			0-0 BB 1B 1B		0-0 4-3		0-0 1B	0-0 F8	5 1 2 0 0 0 3										
Lee Lacy, R (1, 9) OBP: 0.353, SLG: 0.364		0-0 5-3		4-0 SH3-4 1-2 3B BB		0-0 2B		0-3 K		3 1 1 0 1 1 1										
Tony Peña, R (1, 2) OBP: 0.332, SLG: 0.438		0-3 K		0-3 K		0-0 F9		0-0 1B		4 0 1 0 0 2 3										
Dale Berra, R (1, 6) OBP: 0.308, SLG: 0.400		0-3 K		0-0 SH3-4 1-2 2-H 3B 1B		0-0 SH1-4 1B		0-3 K		4 1 2 1 0 2 1										
Larry McWilliams, L (1, 1) OBP: 0.238, SLG: 0.200			0-3 K	0-0 SH3-4		0-0 SH1-4		0-3 K		1 0 0 0 0 1 0										
Kent Tekulve, R (7, 1)										0 0 0 0 0 0 0										
Willie Stargell, L (8, PH) OBP: 0.340, SLG: 0.511										1 0 0 0 0 1 1										
Enrique Romo, R (8, 1) OBP: 0.500, SLG: 0.833										0 0 0 0 0 0 0										
Inning Stats	R: 0 E: 0 K: 0 S: 3	H: 0 LOB: 2 BB: 2 P: 11	R: 0 E: 0 K: 2 S: 7	H: 0 LOB: 0 BB: 0 P: 7	R: 0 E: 0 K: 1 S: 7	H: 2 LOB: 2 BB: 0 P: 7	R: 4 E: 0 K: 1 S: 8	H: 3 LOB: 1 BB: 2 P: 16	R: 0 E: 0 K: 0 S: 4	H: 1 LOB: 1 BB: 0 P: 4	R: 0 E: 0 K: 1 S: 6	H: 1 LOB: 1 BB: 0 P: 6	R: 0 E: 0 K: 3 S: 10	H: 1 LOB: 1 BB: 0 P: 10	R: 0 E: 0 K: 0 S: 3	H: 0 LOB: 1 BB: 1 P: 7	1B: 7 2B: 1 3B: 1 HR: 0	SF: 0 SAC: 2 DP: 0 HBP: 0	WP: 1 PB: 0 SB: 2 CS: 0	PA: 41
PITCHER	IP WLS BF H R ER SO BB IBB HBP BLK WP HR S P ERA WHIP																			
Charlie Puleo, R (1, 1) ERA: 4.14	7.0 W 33 8 4 4 5 4 0 0 0 0 0 0 39 55 5.14 1.714																			
Neil Allen, R (8, 1) ERA: 3.21	2.0 S 8 1 0 0 3 1 0 0 0 0 1 0 13 17 0.00 1.000																			

Pittsburgh Pirates @ New York Mets
Shea Stadium, Flushing, NY
 Sat Jul 31 1982, 7:05 PM EDT
 Att: 48,358 - Unknown

livebaseballscorecards.com

AB	34
R	4
H	9
RBI	4
BB	5
SO	8
LOB	19



Batter	1	2	3	4	5	6	7	8	9	AB	R	H	RBI	BB	SO	LOB
Mookie Wilson, S OBP: 0.315, SLG: 0.372 (1, 8)	0-3 K		0-0 E 2B		0-0 1-3		4-0 1B IBB	0-3 K		4	2	1	0	1	2	1
Bob Bailor, R OBP: 0.310, SLG: 0.324 (1, 4) (8, 6)	0-0 6-3		0-0 P6		0-0 1-3		0-0 1B 1-2 2-3 1B			4	0	1	0	0	0	2
Joel Youngblood, R OBP: 0.302, SLG: 0.359 (1, 9)	0-3 K		0-0 E5 2-H			0-0 L5	0-0 1B 1-3 2-H 3-H 1B			4	0	1	2	0	1	0
Dave Kingman, R OBP: 0.302, SLG: 0.470 Neil Allen, R OBP: 0.266, SLG: 0.167 (1, 3) (8, 1)		4-0 HR BB	0-0 5-3			0-3 K	0-0 F8			3	1	0	0	1	1	3
George Foster, R OBP: 0.330, SLG: 0.396 (1, 7)		0-0 1-H HR		0-3 K		0-0 F9	0-3 K			4	1	1	2	0	2	2
John Stearns, R OBP: 0.355, SLG: 0.425 (1, 2)		0-0 6-3		0-0 L5			0-0 5-3	0-0 5-3 IHR 2B		4	1	1	0	0	0	0
Hubie Brooks, R OBP: 0.314, SLG: 0.324 (1, 5)		0-0 F7		0-0 6-3			0-0 2B 1B	0-0 5-3 2-3		4	1	1	0	0	0	1
Ron Gardenhire, R OBP: 0.279, SLG: 0.298 Rusty Staub, L OBP: 0.296, SLG: 0.314 Wally Backman, S OBP: 0.398, SLG: 0.387 (1, 6) (7, PH) (7, PR) (8, 4)		0-0 F8			0-0 2B		4-0 2B BB 1-2 BB	0-0 IHR 3-H		2	0	1	0	0	0	0
Charlie Puleo, R OBP: 0.150, SLG: 0.128 Mike Jorgensen, L OBP: 0.418, SLG: 0.381 (1, 1) (7, PH) (8, 3)			0-0 F9		0-3 K		0-0 1B 1B 2B 1-H 2-H	0-0 F9		2	0	0	0	0	1	1
										2	1	1	2	0	0	0

Inning Stats	R: 0	H: 0	E: 0	LOB: 0	K: 2	BB: 0	S: 7	R: 2	H: 1	E: 0	LOB: 0	K: 0	BB: 1	S: 4	R: 1	H: 1	E: 1	LOB: 1	K: 0	BB: 0	S: 5	R: 0	H: 0	E: 0	LOB: 0	K: 1	BB: 0	S: 5	R: 0	H: 1	E: 0	LOB: 1	K: 1	BB: 0	S: 6	R: 0	H: 0	E: 0	LOB: 0	K: 1	BB: 0	S: 5	R: 4	H: 4	E: 0	LOB: 2	K: 1	BB: 2	S: 9	R: 2	H: 2	E: 0	LOB: 0	K: 1	BB: 0	S: 7	R: 2	H: 2	E: 0	LOB: 0	K: 1	BB: 0	S: 7	1B: 3	SF: 0	2B: 4	SAC: 0	3B: 0	DP: 0	HR: 2	HBP: 0	WP: 0	PA: 37
--------------	------	------	------	--------	------	-------	------	------	------	------	--------	------	-------	------	------	------	------	--------	------	-------	------	------	------	------	--------	------	-------	------	------	------	------	--------	------	-------	------	------	------	------	--------	------	-------	------	------	------	------	--------	------	-------	------	------	------	------	--------	------	-------	------	------	------	------	--------	------	-------	------	-------	-------	-------	--------	-------	-------	-------	--------	-------	--------


PITCHER	IP	WLS	BF	H	R	ER	SO	BB	IBB	HBP	BLK	WP	HR	S	P	ERA	WHIP
Larry McWilliams, L ERA: 3.77 (1, 1)	6.0		23	3	3	2	5	1	0	0	0	0	1	32	36	3.00	0.667
Kent Tekulve, R ERA: 2.85 (7, 1)	1.0	L	9	4	4	4	1	1	1	0	0	0	0	9	17	36.00	5.000
Enrique Romo, R ERA: 4.56 (8, 1)	1.0		5	2	2	2	1	0	0	0	0	0	0	7	7	18.00	2.000

BOTTOM

Pittsburgh Pirates @ New York Mets
Shea Stadium, Flushing, NY
Sat Jul 31 1982, 7:05 PM EDT
Att. 48,358 - Unknown

livebaseballscorecards.com

AB	34
R	9
H	9
RBI	8
BB	3
SO	7
LOB	10



Batter	1	2	3	4	5	6	7	8	9	10	AB	R	H	RBI	BB	SO	LOB	TOP						
Omar Moreno, L (1, 8) OBP: 0.300, SLG: 0.325	0-3 K		0-0 G3			0-0 F9	0-0 F9			0-3 K	5	0	0	0	0	2	1							
Johnny Ray, S (1, 4) OBP: 0.340, SLG: 0.424	0-0 F7		0-0 4-3			0-0 4-3		0-0 5-3		0-0 4-3	5	0	0	0	0	0	0							
Bill Madlock, R (1, 5) OBP: 0.359, SLG: 0.459	0-0 1B			0-0 6-3		4-0 E BB		0-0 F7		0-0 HR	4	1	2	1	1	0	0							
Jason Thompson, L (1, 3) OBP: 0.394, SLG: 0.507	0-0 4-3			4-0 BB		0-0 4-3		0-0 1B		0-0 2B	4	0	2	0	1	0	2							
Mike Easler, L (1, 7) OBP: 0.351, SLG: 0.421		0-0 6-3		0-0 F9			0-0 F8	0-0 4-3		4-0 IBB	4	0	0	0	1	0	2							
Lee Lacy, R (1, 9) OBP: 0.354, SLG: 0.365		0-0 2B 1B		0-3 K			0-0 2B 1B		0-3 K	0-0 P6	5	2	2	0	0	2	3							
Dale Berra, R (1, 6) OBP: 0.313, SLG: 0.411		0-0 6-3 2B			0-0 F9		0-0 1B 2B		0-0 1B 1B		4	1	3	2	0	0	0							
Steve Nicosia, R (1, 2) OBP: 0.375, SLG: 0.415		0-0 6-3			0-0 6-3		0-0 1B		0-0 1B		2	0	0	0	0	0	1							
Willie Stargell, L (7, PH) OBP: 0.352, SLG: 0.522		0-0 6-3			0-0 6-3		0-0 1B		0-0 1B		1	0	1	1	0	0	0							
Larry McWilliams, L (7, PR) OBP: 0.238, SLG: 0.200		0-0 2-3			0-0 6-3		0-0 1B		0-0 1B		0	0	0	0	0	0	0							
Tony Peña, R (7, 2) OBP: 0.334, SLG: 0.439					0-3 K		0-0 P6		0-3 K		1	0	1	0	0	0	0							
Ross Baumgarten, L (1, 1) OBP: 0.125, SLG: 0.125			0-0 1-3			0-3 K					2	0	0	0	0	1	0							
Cecilio Guante, R (5, 1)											0	0	0	0	0	0	0							
John Milner, L (7, PH) OBP: 0.295, SLG: 0.103											1	0	0	0	0	0	1							
Manny Sarmiento, R (7, 1) OBP: 0.295, SLG: 0.240											0	0	0	0	0	0	0							
Jim Morrison, R (9, PH) OBP: 0.284, SLG: 0.444											1	0	0	0	1	1	1							
Kent Tekulovic, R (9, 1)											0	0	0	0	0	0	0							
Rod Scurry, L (10, 1) OBP: 0.168, SLG: 0.188											0	0	0	0	0	0	0							
Inning Stats	R: 0 E: 0 K: 1 S: 6	H: 1 LOB: 1 BB: 0 P: 6	R: 1 E: 0 K: 0 S: 4	H: 2 LOB: 0 BB: 0 P: 4	R: 0 E: 0 K: 0 S: 3	H: 0 LOB: 0 BB: 0 P: 3	R: 0 E: 0 K: 1 S: 5	H: 0 LOB: 1 BB: 1 P: 9	R: 0 E: 0 K: 1 S: 5	H: 0 LOB: 0 BB: 0 P: 5	R: 0 E: 1 K: 0 S: 3	H: 0 LOB: 1 BB: 1 P: 7	R: 2 E: 0 K: 0 S: 6	H: 3 LOB: 1 BB: 0 P: 6	R: 0 E: 0 K: 0 S: 4	H: 1 LOB: 1 BB: 0 P: 4	R: 0 E: 0 K: 2 S: 8	H: 2 LOB: 1 BB: 0 P: 8	R: 1 E: 0 K: 1 S: 7	H: 2 LOB: 2 BB: 1 P: 11	1B: 7 2B: 3 3B: 0 HR: 1	SF: 0 SAC: 0 DP: 0 HBP: 0	WP: 0 PB: 0 SB: 0 CS: 0	PA: 42
PITCHER	IP	WLS	BF	H	R	ER	SO	BB	IBB	HBP	BLK	WP	HR	S	P	ERA	WHIP							
Mike Scott, R (1, 1) ERA: 4.77	8.0		32	7	3	3	3	2	0	0	0	0	0	36	44	3.38	1.125							
Terry Leach, R (9, 1) ERA: 4.23	2.0	L	10	4	1	1	3	0	1	0	0	0	1	15	19	4.50	2.000							

Pittsburgh Pirates @ New York Mets
Shea Stadium, Flushing, NY
Sun Aug 01 1982, 3:33 AM EDT
Att. 21,871 - Unknown

AB	39
R	4
H	11
RBI	4
BB	3
SO	6
LOB	11



livebaseballscorecards.com

Batter	1	2	3	4	5	6	7	8	9	AB R H RBI BB SO LOB	TOP									
Mookie Wilson, S (1, 8) OBP: 0.318, SLG: 0.372	0-0 L6-5 1B		4-0 BB			0-0 F8		0-0 F7		3 0 1 0 1 0 1										
Bob Bailor, R (1, 4) OBP: 0.304, SLG: 0.319	0-0 F9		0-0 F8			0-0 F3		0-0 F9		4 0 0 0 0 0 3										
George Foster, R (1, 7) OBP: 0.330, SLG: 0.392	0-0 L6-5					0-0 F9		0-0 5-3		4 0 1 0 0 0 1										
Dave Kingman, R (1, 3) OBP: 0.301, SLG: 0.460		0-0 F7				0-3 K		0-3 K		4 0 0 0 0 2 1										
Joel Youngblood, R (1, 9) OBP: 0.300, SLG: 0.360		0-3 K				0-0 5-3		0-0 P4		3 0 0 0 0 1 1										
John Stearns, R (1, 2) OBP: 0.351, SLG: 0.420		0-3 K				0-0 6-3		0-0 E5		3 0 0 0 0 1 1										
Hubie Brooks, R (1, 5) OBP: 0.313, SLG: 0.317			0-3 K			0-0 5-3		0-0 F8		3 0 0 0 0 1 0										
Ron Gardenhire, R (1, 6) OBP: 0.282, SLG: 0.301			0-0 SH3-4 1B			0-0 1-3		4-0 BB		1 0 1 0 0 0 0										
Wally Backman, S (3, 4) OBP: 0.397, SLG: 0.384										1 0 0 0 1 0 0										
Brent Gaff, R (1, 1)			0-0 SH3-4			0-0 P4		0-0 F2		0 0 0 0 0 0 0										
Gary Rajsich, L (5, PH) OBP: 0.265, SLG: 0.316			1-2 SH3-4							1 0 0 0 0 0 0										
Jesse Orosco, R (5, 1)										0 0 0 0 0 0 0										
Mike Jorgensen, L (8, PH) OBP: 0.407, SLG: 0.369										1 0 0 0 0 0 1										
Pat Zachry, R (8, 1)										0 0 0 0 0 0 0										
Inning Stats	R: 0 E: 0 K: 0 S: 3	H: 1 LOB: 0 BB: 0 P: 3	R: 0 E: 0 K: 2 S: 7	H: 0 LOB: 0 BB: 0 P: 7	R: 0 E: 0 K: 1 S: 6	H: 1 LOB: 2 BB: 1 P: 10	R: 0 E: 0 K: 1 S: 6	H: 1 LOB: 1 BB: 0 P: 6	R: 0 E: 0 K: 0 S: 3	H: 0 LOB: 0 BB: 0 P: 3	R: 0 E: 1 K: 1 S: 5	H: 0 LOB: 1 BB: 0 P: 5	R: 0 E: 0 K: 0 S: 3	H: 0 LOB: 1 BB: 1 P: 7	R: 0 E: 0 K: 0 S: 3	H: 0 LOB: 0 BB: 0 P: 3	1B: 3 2B: 1 3B: 0 HR: 0	SF: 0 SAC: 1 DP: 1 HBP: 0	WP: 0 PB: 0 SB: 2 CS: 1	PA: 31
PITCHER Doug Bird, R (1, 1) ERA: 4.36	IP: 9.0 WLS: W BF: 31 H: 3 R: 0 ER: 0 SO: 5 BB: 2 IBB: 0 HBP: 0 BLK: 0 WP: 0 HR: 0 S: 39 P: 47 ERA: 0.00 WHIP: 0.556																			PITCHER IP: WLS: BF: H: R: ER: SO: BB: IBB: HBP: BLK: WP: HR: S: P: ERA: WHIP

New York Mets @ Chicago Cubs
Wrigley Field, Chicago, IL
 Tue Aug 03 1982, 3:33 AM CDT
 Att. 13,070 - Sunny - 88 F

livebaseballscorecards.com

AB	28
R	0
H	3
RBI	0
BB	2
SO	5
LOB	9



Batter	1	2	3	4	5	6	7	8	9	AB	R	H	RBI	BB	SO	LOB
Bump Wills, S OBP: 0.332, SLG: 0.360 Junior Kennedy, R OBP: 0.300, SLG: 0.292	0-3 K		0-0 G1-6-3 1B	0-3 K		0-0 P4				4	0	1	0	0	2	1
23 Ryne Sandberg, R OBP: 0.291, SLG: 0.340	0-0 WP HR 1B		0-0 G1-6-3 1-2f		0-0 F8		0-0 G4-6-3 1B			4	1	2	0	0	0	1
Bill Buckner, L OBP: 0.325, SLG: 0.379	0-0 P4 1-2		0-0 2B		0-0 2B		0-0 G4-6-3 1-2f			4	0	2	0	0	0	2
Leon Durham, L OBP: 0.382, SLG: 0.521	0-0 2-H HR		0-0 P6		0-3 K		0-0 1B			4	1	2	2	0	1	2
Keith Moreland, R OBP: 0.329, SLG: 0.414	1-0 HBP			0-0 F7 SH5-3 2B	4-0 IBB		0-0 P3			2	1	1	0	1	0	1
Jay Johnstone, L OBP: 0.346, SLG: 0.391	0-0 P6		0-0 F7 2-3	0-0 F9			0-0 6-4-3 2B			4	0	1	0	0	0	4
Gary Woods, R OBP: 0.336, SLG: 0.401		0-0 F8	4-0 SH5-3 1B BB	0-0 1B G6-3 2B		0-0 1B G6-3 BB	4-0 6-4-3 BB			2	2	1	0	2	0	0
Larry Bowa, S OBP: 0.302, SLG: 0.315		0-0 G3	0-0 SH5-3 1-2 3-H	0-0 1B G6-3 1B		0-0 6-4-3 1-2f 2-3f				3	0	1	1	0	0	2
Doug Bird, R OBP: 0.154, SLG: 0.179		0-0 G3	0-0 1B 2-H	0-0 1B 1-2f 3-H						3	0	1	1	0	0	1

Inning Stats	R: 2	H: 2	E: 0	K: 1	S: 7	H: 2	LOB: 1	BB: 0	P: 8	R: 0	H: 0	E: 0	K: 0	S: 3	R: 0	H: 2	E: 0	K: 0	S: 4	R: 2	H: 2	E: 0	K: 1	S: 7	R: 0	H: 1	E: 0	K: 1	S: 6	R: 1	H: 2	E: 0	K: 0	S: 4	R: 0	H: 2	E: 0	K: 0	S: 4	R: 0	H: 1	E: 0	K: 0	S: 2
--------------	------	------	------	------	------	------	--------	-------	------	------	------	------	------	------	------	------	------	------	------	------	------	------	------	------	------	------	------	------	------	------	------	------	------	------	------	------	------	------	------	------	------	------	------	------


PITCHER	IP	WLS	BF	H	R	ER	SO	BB	IBB	HBP	BLK	WP	HR	S	P	ERA	WHIP
Brent Gaff, R ERA: 4.25	(1, 1)	4.0	L	19	6	4	4	2	1	0	0	1	1	21	26	9.00	1.750
Jesse Orosco, L ERA: 2.99	(5, 1)	3.0		13	5	1	1	1	0	1	0	0	0	14	18	3.00	1.667
Pat Zachry, R ERA: 4.11	(8, 1)	1.0		3	1	0	0	0	1	0	0	0	0	2	6	0.00	2.000

BOTTOM

New York Mets @ Chicago Cubs
Wrigley Field, Chicago, IL
 Tue Aug 03 1982, 3:33 AM CDT
 Att. 13,070 - Sunny - 88 F

livebaseballscorecards.com

AB	30
R	5
H	12
RBI	4
BB	3
SO	3
LOB	14



1B: 6	SF: 0	WP: 1	PA: 35
2B: 5	SAC: 1	PB: 0	
3B: 1	DP: 3	SB: 0	
HR: 1	HBP: 1	CS: 0	

New York Mets @ Chicago Cubs
Wrigley Field, Chicago, IL
 Wed Aug 04 1982, 3:33 AM CDT
 Att. 9,237 - Overcast - 72 F

livebaseballscorecards.com

AB	39
R	7
H	12
RBI	7
BB	3
SO	11
LOB	15



Batter	1	2	3	4	5	6	7	8	9	AB	R	H	RBI	BB	SO	LOB											
Wally Backman, S (1, 4) OBP: 0.401, SLG: 0.397 Ron Gardenhire, R (8, 6) OBP: 0.282, SLG: 0.301	0-0 4-3		0-0 1B 2B	0-0 2B		0-0 1B 1B		0-3 K		5	2	3	1	0	1	1											
John Stearns, R (1, 2) OBP: 0.352, SLG: 0.418	0-0 5-3		4-0 FC3-6 1B BB	0-0 4-3		0-0 1B		0-0 5-3		4	0	1	1	1	0	1											
Joel Youngblood, R (1, 8) OBP: 0.302, SLG: 0.361 Mookie Wilson, S (4, 8) OBP: 0.318, SLG: 0.371	0-3 K		0-0 FC3-6 1B		0-3 K	0-0 4-3		0-0 BLK 1B		2	0	1	2	0	1	0											
Mike Jorgensen, L (1, 3) OBP: 0.395, SLG: 0.357		0-0 F9	0-0 FC3-6 1B		0-0 1B		0-0 F9		0-0 F9	5	1	1	0	0	0	3											
George Foster, R (1, 7) OBP: 0.331, SLG: 0.391		0-3 K	0-0 F2		0-0 1B		0-0 F2		4-0 IBB	4	0	1	1	1	1	2											
Ellis Valentine, R (1, 9) OBP: 0.261, SLG: 0.379		0-3 K		0-0 FC6-4 1B		0-0 6-3		0-3 K		5	0	1	0	0	2	3											
Hubie Brooks, R (1, 5) OBP: 0.309, SLG: 0.312			0-3 K	0-0 FC6-4 1B HR		0-0 F9		0-3 K		4	1	0	0	0	2	2											
Bob Bailor, R (1, 6) OBP: 0.307, SLG: 0.319			0-0 1B 2B 1B	0-3 K		0-0 1-3		4-0 S BB		3	1	1	0	1	1	1											
Craig Swan, R (1, 1) OBP: 0.296, SLG: 0.375 Terry Leach, R (7, 1) OBP: 0.167, SLG: 0.167 Pete Falcone, L (7, 1) OBP: 0.103, SLG: 0.128			0-0 2B 1B	0-0 HR		0-3 K		0-3 K		3	2	2	2	0	1	0											
Inning Stats	R: 0 E: 0 K: 1 S: 5	H: 0 LOB: 0 BB: 0 P: 5	R: 0 E: 0 K: 2 S: 7	H: 0 LOB: 0 BB: 0 P: 7	R: 3 E: 0 K: 1 S: 9	H: 4 LOB: 2 BB: 1 P: 13	R: 2 E: 0 K: 1 S: 8	H: 3 LOB: 1 BB: 0 P: 8	R: 1 E: 0 K: 1 S: 7	H: 2 LOB: 1 BB: 0 P: 7	R: 0 E: 0 K: 1 S: 5	H: 0 LOB: 0 BB: 0 P: 5	R: 0 E: 0 K: 3 S: 9	H: 0 LOB: 1 BB: 1 P: 13	R: 0 E: 0 K: 0 S: 4	H: 1 LOB: 2 BB: 1 P: 8	1B: 9 2B: 2 3B: 0 HR: 1	SF: 0 SAC: 0 DP: 0 HBP: 0	WP: 0 PB: 0 SB: 6 CS: 0	PA: 42							
PITCHER	IP	WLS	BF	H	R	ER	SO	BB	IBB	HBP	BLK	WP	HR	S	P	ERA	WHIP										
Fergie Jenkins, R (1, 1) ERA: 3.34	4.0	L	20	7	5	5	5	1	0	0	0	0	1	29	33	11.25	2.000										
Mike Proly, R (5, 1) ERA: 2.21	2.0		10	4	2	2	2	0	0	0	0	0	0	14	14	9.00	2.000										
Willie Hernandez, L (7, 1) ERA: 3.27	1.0		3	0	0	0	1	0	0	0	0	0	0	5	5	0.00	0.000										
Bill Campbell, R (8, 1) ERA: 4.62	2.0		9	1	0	0	3	1	1	0	1	0	0	13	21	0.00	1.000										

BOTTOM

New York Mets @ Chicago Cubs
Wrigley Field, Chicago, IL
Wed Aug 04 1982, 3:33 AM CDT
Att. 9,237 - Overcast - 72 F

livebaseballscorecards.com

AB 38
R 4
H 12
RBI 4
BB 1
SO 0
LOB 16



WP: 0 PA: 39
PB: 0
SB: 1
CS: 0

AB	R	H	RBI	BB	SO	LOB
5	1	1	0	0	0	4
5	1	3	1	0	0	0
5	0	1	1	0	0	3
4	0	1	1	0	0	3
4	0	0	0	0	0	3
0	0	0	0	0	0	0
4	1	2	0	0	0	0
4	0	0	0	0	0	2
4	0	2	0	0	0	0
1	0	1	1	0	0	0
1	0	1	0	0	0	0
0	0	0	0	0	0	0
0	0	0	0	0	0	0
0	1	0	0	1	0	0
1	0	0	0	0	0	1

1B	2B	3B	HR	SF	SAC	DP	HBP
9	3	0	0	0	2	0	0
3	0	0	0	0	0	0	0
0	0	0	0	0	0	0	0

Batter	1	2	3	4	5	6	7	8	9
Bump Wills, S OBP: 0.331, SLG: 0.358 (1, 4)	0-0 F8 ①	0-0 G3 ③		0-0 6-3 ③			0-0 FC4-6 1-3 4-3 23 1B 1B		0-0 F8 ①
23 Ryne Sandberg, R OBP: 0.295, SLG: 0.345 (1, 5)	0-0 S 1B		0-0 3-1 ①		0-0 1B 2B		0-0 FC4-6 1-2 1B 3-H		0-0 F3 ②
Bill Buckner, L OBP: 0.323, SLG: 0.377 (1, 3)	0-0 P4 1-2		0-0 G3 ②		0-0 G4-6-3 1B 2-H		0-0 FC4-6 1-2f 2-3 4-3		0-0 P6 ③
Leon Durham, L OBP: 0.381, SLG: 0.518 (1, 9)	0-0 F9 ③		0-0 1B		0-0 F5 ①		0-0 4-3 1-2		
Keith Moreland, R OBP: 0.326, SLG: 0.409 Bill Campbell, R (8, 1)		0-0 F9 ①	0-0 F8 ③		0-0 G4-6-3 1-2f		0-0 F8 ③		
Jay Johnstone, L OBP: 0.349, SLG: 0.394 (1, 7)		0-0 1B 2B 1B		0-0 F9 ①		0-0 G6-3 1B		0-0 F7 ①	
Gary Woods, R OBP: 0.330, SLG: 0.393 (1, 8)		0-0 F7 ②		0-0 P3 ②		0-0 G6-3 1-2f		0-0 P4 ②	
Larry Bowa, S OBP: 0.304, SLG: 0.317 (1, 6)		0-0 2B 1-2 1B		0-0 E3 2B		0-0 4-3 ③		0-0 1B	
Fergie Jenkins, R OBP: 0.150, SLG: 0.179 Steve Henderson, R OBP: 0.280, SLG: 0.286 Mike Trout, R OBP: 0.333, SLG: 0.500 Willie Hernandez, L OBP: 0.304, SLG: 0.292 Junior Kennedy, R OBP: 0.297, SLG: 0.378 Jody Davis, R OBP: 0.297, SLG: 0.378 (1, 1) (4, PH) (5, 1) (7, 1) (7, PH) (8, 2)		0-0 1-3 2-H 2B		0-0 1-3 2B			0-0 1B 23 1B BB		0-0 F8 ③

Inning	R	H	E	K	S	IP	WLS	BF	H	R	ER	SO	BB	IBB	HBP	BLK	WP	HR	S	P	ERA	WHIP
1	0	1	0	4	4	6.0		27	9	3	3	0	1	0	0	0	0	0	26	30	4.50	1.667
2	1	3	0	6	6	3.0		10	1	1	1	0	0	0	0	0	0	0	10	10	3.00	0.333
3	0	1	0	4	4	6.0		27	9	3	3	0	1	0	0	0	0	0	26	30	4.50	1.667
4	0	1	0	4	4	3.0		10	1	1	1	0	0	0	0	0	0	0	10	10	3.00	0.333
5	1	2	0	4	4	6.0		27	9	3	3	0	1	0	0	0	0	0	26	30	4.50	1.667
6	0	1	0	3	3	6.0		27	9	3	3	0	1	0	0	0	0	0	26	30	4.50	1.667
7	2	2	0	5	5	4.0		16	4	0	0	0	0	0	0	0	0	0	10	10	3.00	0.333
8	0	1	0	4	4	6.0		27	9	3	3	0	1	0	0	0	0	0	26	30	4.50	1.667
9	0	0	0	3	3	6.0		27	9	3	3	0	1	0	0	0	0	0	26	30	4.50	1.667

PITCHER	IP	WLS	BF	H	R	ER	SO	BB	IBB	HBP	BLK	WP	HR	S	P	ERA	WHIP
Craig Swan, R ERA: 3.65 (1, 1)	6.0		27	9	3	3	0	1	0	0	0	0	0	26	30	4.50	1.667
Terry Leach, R ERA: 4.55 (7, 1)	0.0		2	2	0	0	0	0	0	0	0	0	0	2	2	∞	∞
Pete Falcone, L ERA: 3.76 (7, 1)	3.0	S	10	1	1	1	0	0	0	0	0	0	0	10	10	3.00	0.333

New York Mets @ Chicago Cubs
 Wrigley Field, Chicago, IL
 Thu Aug 05 1982, 3:33 AM CDT
 Att. 15,658 - Overcast - 68 F

livebaseballscorecards.com

AB	27
R	1
H	2
RBI	1
BB	1
SO	2
LOB	2



AB	R	H	RBI	BB	SO	LOB
4	0	0	0	0	2	0
4	0	0	0	0	0	0
3	0	0	0	0	0	0
3	0	0	0	0	0	0
2	1	0	0	1	0	0
3	0	2	0	0	0	0
2	0	0	1	0	0	1
2	0	0	0	0	0	1
1	0	0	0	0	0	0
0	0	0	0	0	0	0
2	0	0	0	0	0	0
0	0	0	0	0	0	0
1	0	0	0	0	0	0

Batter	1	2	3	4	5	6	7	8	9
Mookie Wilson, S (1, 8) OBP: 0.315, SLG: 0.368	0-0 4-3		0-0 4-3			0-3 K			0-3 K
Wally Backman, S (1, 4) OBP: 0.395, SLG: 0.390	0-0 1-3		0-0 P6			0-0 1-3			0-0 4-3
Ellis Valentine, R (1, 9) OBP: 0.257, SLG: 0.374	0-0 6-3			0-0 1-3			0-0 F8		
Dave Kingman, R (1, 3) OBP: 0.298, SLG: 0.456		0-0 5-3		0-0 F8			0-0 F7		
George Foster, R (1, 7) OBP: 0.331, SLG: 0.389		4-0 1B SF9 BB		0-0 6-3			0-0 6-3		
Ron Hodges, L (1, 2) OBP: 0.408, SLG: 0.436		0-0 SF9 1-3 1B			0-0 F8			0-0 G6-4-3 1B	
Hubie Brooks, R (1, 5) OBP: 0.305, SLG: 0.310		0-0 SF9 2-3 3-H			0-0 F8			0-0 G6-4-3 1-2f	
Ron Gardenhire, R (1, 6) OBP: 0.280, SLG: 0.299 Rusty Staub, L (8, PH) OBP: 0.292, SLG: 0.308 Bob Bailor, R (8, 6) OBP: 0.307, SLG: 0.319		0-0 F7			0-0 F9			0-0 P6	
Charlie Puleo, R (1, 1) OBP: 0.143, SLG: 0.122 Neil Allen, R (8, 1) OBP: 0.286, SLG: 0.167 Mike Jorgensen, L (9, PH) OBP: 0.391, SLG: 0.352			0-0 5-3				0-0 F7		0-0 3-1
Inning Stats	R: 0 E: 0 K: 0 S: 3 H: 0 LOB: 0 BB: 0 P: 3	R: 1 E: 0 K: 0 S: 4 H: 1 LOB: 1 BB: 1 P: 8	R: 0 E: 0 K: 0 S: 3 H: 0 LOB: 0 BB: 0 P: 3	R: 0 E: 0 K: 0 S: 3 H: 0 LOB: 0 BB: 0 P: 3	R: 0 E: 0 K: 0 S: 3 H: 0 LOB: 0 BB: 0 P: 3	R: 0 E: 0 K: 1 S: 5 H: 0 LOB: 0 BB: 0 P: 5	R: 0 E: 0 K: 0 S: 3 H: 0 LOB: 0 BB: 0 P: 3	R: 0 E: 0 K: 0 S: 3 H: 1 LOB: 0 BB: 0 P: 3	R: 0 E: 0 K: 1 S: 5 H: 0 LOB: 0 BB: 0 P: 5

PITCHER Randy Martz, R (1, 1) ERA: 4.3	IP: 9.0 WLS: W BF: 29 H: 2 R: 1 ER: 1 SO: 2 BB: 1 IBB: 0 HBP: 0 BLK: 0 WP: 0 HR: 0 S: 32 P: 36 ERA: 1.00 WHIP: 0.333
--	--

PITCHER	IP: 0.0 WLS: 0 BF: 0 H: 0 R: 0 ER: 0 SO: 0 BB: 0 IBB: 0 HBP: 0 BLK: 0 WP: 0 HR: 0 S: 0 P: 0 ERA: 0.00 WHIP: 0.000
----------------	---


Batter	1	2	3	4	5	6	7	8	9	AB	R	H	RBI	BB	SO	LOB
23 Ryne Sandberg, R OBP: 0.296, SLG: 0.345 (1, 5)	4-0 F8 SH1-3 BB	0-0 FC5-2		0-0 G5-4-3			0-0 S 1B			3	0	1	0	1	0	4
Junior Kennedy, R OBP: 0.299, SLG: 0.286 (1, 4)	0-0 SH1-3	0-3 K			0-0 F3		0-0 3-1			3	0	0	0	0	1	4
Bill Buckner, L OBP: 0.325, SLG: 0.378 (1, 3)	0-0 F8		0-0 HR		0-0 4-3			0-0 2B 1B		4	2	2	0	0	0	1
Leon Durham, L OBP: 0.380, SLG: 0.518 (1, 8)	0-0 P6		0-0 L7		0-0 F7			0-0 1B 2B		4	1	1	1	0	0	2
Jody Davis, R OBP: 0.300, SLG: 0.384 (1, 2)		0-0 1B 2B	0-0 F3		0-0 6-3			0-0 1B 1B		1	0	1	0	0	0	0
Keith Moreland, R OBP: 0.326, SLG: 0.409 (2, PR) (3, 2)										3	1	1	1	0	0	1
Jay Johnstone, L OBP: 0.357, SLG: 0.413 (1, 9)		4-0 1B 23 FC5-2 BB	0-0 HR		4-0 G5-4-3 BB			0-0 F8		2	1	1	2	2	0	1
Steve Henderson, R OBP: 0.292, SLG: 0.285 (1, 7)		0-3 K	0-0 L7		0-0 G5-4-3			0-0 FC6-4 1B		4	0	1	0	0	1	3
Larry Bowa, S OBP: 0.303, SLG: 0.316 (1, 6)		0-0 23 FC5-2 1-3 2-H 1B		0-0 4-3		0-0 4-3		0-3 K		4	0	1	1	0	1	2
Randy Martz, L OBP: 0.370, SLG: 0.348 (1, 1)		4-0 23 FC5-2 BB		0-0 23 G5-4-3 1B			0-0 F8	0-0 FC6-4		3	0	1	0	1	0	2

Inning Stats	R: 0	H: 0	E: 0	K: 0	S: 3	R: 1	H: 2	E: 0	K: 2	S: 9	R: 2	H: 2	E: 0	K: 0	S: 5	R: 0	H: 0	E: 0	K: 0	S: 3	R: 0	H: 0	E: 0	K: 0	S: 2	R: 0	H: 1	E: 0	K: 0	S: 4	R: 2	H: 4	E: 0	K: 1	S: 9
	LOB: 1	BB: 1	P: 7	LOB: 3	BB: 2	P: 17	LOB: 0	BB: 0	P: 5	LOB: 1	BB: 0	LOB: 0	BB: 0	P: 3	LOB: 0	BB: 1	P: 6	LOB: 1	BB: 0	P: 4	LOB: 2	BB: 0	P: 9	SF: 0	SAC: 1	DP: 2	HBP: 0	1B: 7	2B: 2	3B: 0	HR: 1	WP: 0	PA: 36		

BOTTOM

New York Mets @ Chicago Cubs
 Wrigley Field, Chicago, IL
 Thu Aug 05 1982, 3:33 AM CDT
 Att. 15,658 - Overcast - 68 F

AB	31
R	5
H	10
RBI	5
BB	4
SO	3
LOB	20



PITCHER	IP	WLS	BF	H	R	ER	SO	BB	IBB	HBP	BLK	WP	HR	S	P	ERA	WHIP
Charlie Puleo, R ERA: 4.25 (1, 1)	7.0	L	32	9	5	5	2	4	0	0	0	0	1	32	48	6.43	1.857
Neil Allen, R ERA: 3.16 (8, 1)	1.0		4	1	0	0	1	0	0	0	0	0	0	6	6	0.00	1.000

Batter	1	2	3	4	5	6	7	8	9	AB R H RBI BB SO LOB	TOP												
Mookie Wilson, S OBP: 0.313, SLG: 0.364 (1, 8) X	0-0 F8 ①		0-0 F7 ③			0-0 6-3 ① X	0-0 F8 ③			4 0 0 0 0 0 1													
Wally Backman, S OBP: 0.393, SLG: 0.386 (1, 4) X	0-0 F7 ②			0-0 F7 ①		4-0 1B SF9 BB		0-0 6-3 ①		3 1 0 0 1 0 0													
Rusty Staub, L OBP: 0.291, SLG: 0.306 (1, 3) X	0-0 4-3 ③			0-0 F9 ②		0-0 1B 1-3 1B		0-0 6-3 ②		4 0 1 0 0 0 0													
George Foster, R OBP: 0.328, SLG: 0.386 (1, 7)		0-3 K ①		0-0 P4 ③		0-0 SF9 ②		0-3 K ③		3 0 0 1 0 2 0													
Mike Jorgensen, L OBP: 0.385, SLG: 0.347 (1, 9)		0-3 K ②			0-0 P5 ① X	0-0 1B 1-2 1B		0-0 F8 ①		4 0 1 0 0 1 0													
Ron Hodges, L OBP: 0.419, SLG: 0.447 (1, 2)		4-0 BB			0-0 2B ③	0-0 F7 ③		4-0 2B SF8 BB		2 2 1 0 2 0 2													
Hubie Brooks, R OBP: 0.312, SLG: 0.328 (1, 5)		0-3 K ③			0-0 2B 2-H		0-0 2B	0-0 SF8 1-3 2B		4 0 3 1 0 1 1													
Ron Gardenhire, R OBP: 0.277, SLG: 0.296 Mike Howard, S (9, PH)			0-0 F9 ①		0-0 6-3 ②		0-0 P6 ①	0-0 SF8 ②		3 0 0 0 0 0 2 0 0 0 1 0 0 0													
Mike Scott, R OBP: 0.209, SLG: 0.268 Gary Raisch, L OBP: 0.262, SLG: 0.313 Ed Lynch, R (5, PH) Dave Kingman, R OBP: 0.297, SLG: 0.455 Terry Leach, R OBP: 0.167, SLG: 0.167 Jesse Orosco, R (7, PH) Ellis Valentine, R OBP: 0.256, SLG: 0.372 (9, PH)			0-0 5-3 ②		0-0 F8 ③		0-0 F7 ②	0-0 4-3 ③		1 0 0 0 0 0 0 1 0 0 0 0 0 1 0 0 0 0 0 0 0 1 0 0 0 0 0 1 0 0 0 0 0 0 0 0 0 0 0 0 0 0 1 0 0 0 0 0 1													
Inning Stats	R: 0 E: 0 K: 0 S: 3	H: 0 LOB: 0 BB: 0 P: 3	R: 0 E: 0 K: 3 S: 9	H: 0 LOB: 1 BB: 1 P: 13	R: 0 E: 0 K: 0 S: 3	H: 0 LOB: 0 BB: 0 P: 3	R: 0 E: 0 K: 0 S: 3	H: 0 LOB: 0 BB: 0 P: 3	R: 1 E: 0 K: 0 S: 5	H: 2 LOB: 1 BB: 0 P: 5	R: 1 E: 0 K: 0 S: 5	H: 2 LOB: 2 BB: 1 P: 9	R: 0 E: 0 K: 0 S: 4	H: 1 LOB: 1 BB: 0 P: 4	R: 0 E: 0 K: 1 S: 5	H: 0 LOB: 0 BB: 0 P: 5	R: 1 E: 0 K: 0 S: 4	H: 1 LOB: 1 BB: 1 P: 8	1B: 2 2B: 4 3B: 0 HR: 0	SF: 2 SAC: 0 DP: 0 HBP: 0	WP: 0 PB: 0 SB: 0 CS: 0	PA: 36	
PITCHER Manny Sarmiento, R OBP: 0.297, SLG: 0.455 ERA: 3.01 (1, 1)	IP 9.0	WLS W	BF 36	H 6	R 3	ER 3	SO 4	BB 3	IBB 0	HBP 0	BLK 0	WP 0	HR 0	S 41	P 53	ERA 3.00	WHIP 1.000						PITCHER IP WLS BF H R ER SO BB IBB HBP BLK WP HR S P ERA WHIP

New York Mets @ Pittsburgh Pirates
Three Rivers Stadium, Pittsburgh, PA
Fri Aug 06 1982, 7:05 PM EDT
Unknown

livebaseballscorecards.com

AB	31
R	3
H	6
RBI	3
BB	3
SO	4
LOB	9



Batter	1	2	3	4	5	6	7	8	9	AB	R	H	RBI	BB	SO	LOB
Omar Moreno, L OBP: 0.301, SLG: 0.319 (1, 8)	0-0 G3		0-0 6-3		0-0 1-3		4-0 SF8 IBB			3	1	0	0	1	0	0
Johnny Ray, S OBP: 0.341, SLG: 0.425 (1, 4)	0-0 P4 1B		0-0 PO 1B		0-3 K		0-0 E7 1B 1-3 2-H 3-H			4	0	3	2	0	1	0
Bill Madlock, R OBP: 0.362, SLG: 0.457 (1, 5)	0-0 P4 1-2		0-0 PO 1-2	4-0 BB 2B BB	0-0 P6		4-0 IBB			2	1	0	0	2	0	1
Jason Thompson, L OBP: 0.391, SLG: 0.512 (1, 3)		0-0 HR		4-0 2B 1-2 SF9 BB		0-3 K	0-0 SF8			2	2	1	2	1	1	0
Mike Easler, L OBP: 0.341, SLG: 0.419 (1, 7)		0-0 HR		0-0 1-3 2-H 2B		0-0 F9	0-3 K 3-H			4	1	2	2	0	1	2
Lee Lacy, R OBP: 0.352, SLG: 0.363 (1, 9)		0-0 F9		4-0 BB 1B		0-0 CS 1B		0-0 P4		3	0	1	0	1	0	0
Tony Peña, R OBP: 0.324, SLG: 0.428 (1, 2)		0-0 P5		0-0 SF9 3-H 1B		0-0 CS 1-2	0-0 SH5-4 E 1B	0-0 L5		3	1	1	1	0	0	0
Dale Berra, R OBP: 0.315, SLG: 0.405 (1, 6)		0-0 F9		0-0 P4			0-0 SH5-4 E 1B	0-3 K		4	1	1	0	0	1	2
Manny Sarmiento, R OBP: 0.276, SLG: 0.222 (1, 1)			0-3 K	0-0 6-3			0-0 SH5-4 1-2 2-3			2	0	0	0	0	1	2


Inning Stats	R: 0	H: 1	E: 0	K: 0	S: 3	R: 2	H: 2	E: 0	K: 0	S: 5	R: 0	H: 1	E: 0	K: 1	S: 5	R: 2	H: 1	E: 0	K: 0	S: 4	R: 0	H: 0	E: 0	K: 1	S: 5	R: 0	H: 1	E: 0	K: 1	S: 5	R: 3	H: 3	E: 1	K: 1	S: 8	R: 0	H: 0	E: 0	K: 1	S: 5			
	LOB: 0	BB: 0	P: 3			LOB: 0	BB: 0	P: 5			LOB: 2	BB: 3	P: 5			LOB: 0	BB: 0	P: 5			LOB: 0	BB: 0	P: 5			LOB: 2	BB: 2	P: 16			LOB: 0	BB: 0	P: 5			LOB: 2	BB: 2	P: 16			LOB: 0	BB: 0	P: 5

PITCHER	IP	WLS	BF	H	R	ER	SO	BB	IBB	HBP	BLK	WP	HR	S	P	ERA	WHIP
Mike Scott, R ERA: 4.91 (1, 1)	4.0	L	18	5	4	4	1	3	0	0	0	0	0	17	29	9.00	2.000
Ed Lynch, R ERA: 3.78 (5, 1)	2.0		6	1	0	0	2	0	0	0	0	0	0	10	10	0.00	0.500
Terry Leach, R ERA: 5.46 (7, 1)	0.1		6	3	3	3	0	0	2	0	0	0	0	4	12	81.00	9.000
Jesse Orosco, L ERA: 2.92 (7, 1)	1.2		5	0	0	0	2	0	0	0	0	0	0	9	9	0.00	0.000

BOTTOM

New York Mets @ Pittsburgh Pirates
Three Rivers Stadium, Pittsburgh, PA
 Fri Aug 06 1982, 7:05 PM EDT
 Unknown

AB	27
R	7
H	9
RBI	7
BB	5
SO	5
LOB	7



WP	HR	S	P	ERA	WHIP
0	0	0	0	0	0
0	0	0	0	0	0
0	0	0	0	0	0
0	0	0	0	0	0

Batter	1	2	3	4	5	6	7	8	9	AB R H RBI BB SO LOB	TOP	
Mike Howard, S (1, 8) <small>BBB</small> Neil Allen, R (7, 1) <small>BBB</small> OBP: 0.375, SLG: 0.167	4-0 BB		0-0 4-3		0-0 6-3		4-0 1B BB		4-0 E 1B BB	2 0 0 0 2 0 0 0 1 0 0 1 0 0		
Bob Bailor, R (1, 4) <small>X</small> OBP: 0.305, SLG: 0.316	0-0 F2		0-0 3B 1B		0-0 4-3		0-3 K		0-0 E4 1B	5 2 1 1 0 1 5		
Ellis Valentine, R (1, 9) <small>X</small> OBP: 0.259, SLG: 0.382	0-0 F9		0-0 1-H 3B		0-0 F3		0-0 1B		0-0 P4	5 0 2 3 0 0 3		
Dave Kingman, R (1, 3) <small>SS</small> Mike Jorgensen, L (8, 3) <small>SS</small>	0-3 K		0-3 K		0-0 HR		0-3 K		4-0 1B IBB	4 1 1 1 0 3 4 0 0 0 0 1 0 0		
George Foster, R (1, 7) <small>X</small> OBP: 0.326, SLG: 0.383		0-0 6-3	0-3 K		0-0 F9		0-0 1-3		0-0 FC6-4 1B	5 0 1 2 0 1 1		
John Stearns, R (1, 2) <small>SS</small> OBP: 0.347, SLG: 0.412		0-3 K		0-0 L5		0-0 F8		0-0 6-3	0-0 F7	5 0 0 0 0 1 2		
Hubie Brooks, R (1, 5) <small>BBB</small> OBP: 0.317, SLG: 0.331		4-0 1B BB		0-0 CS 1B		0-0 SH1-4 1B		0-0 E6	0-0 FC6-4	4 1 2 0 1 0 2		
Ron Gardenhire, R (1, 6) <small>X</small> OBP: 0.278, SLG: 0.296		0-0 1B		0-3 K		0-0 SH1-4		0-0 5-3		3 0 1 0 0 1 2		
Randy Jones, R (1, 1) <small>X</small> OBP: 0.233, SLG: 0.148 Mookie Wilson, S (7, PH) <small>X</small> OBP: 0.313, SLG: 0.365 (7, 8)		0-0 F3		0-3 K		0-0 E4 1B BB		0-0 E S 1B	2 0 0 0 0 1 2 2 2 1 0 0 0 1			
Inning Stats	R: 0 H: 0 E: 0 LOB: 1 K: 1 BB: 1 S: 5 P: 9	R: 0 H: 1 E: 0 LOB: 2 K: 1 BB: 1 S: 6 P: 10	R: 1 H: 2 E: 0 LOB: 1 K: 2 BB: 0 S: 9 P: 9	R: 0 H: 1 E: 0 LOB: 0 K: 1 BB: 0 S: 5 P: 5	R: 0 H: 0 E: 0 LOB: 0 K: 1 BB: 0 S: 5 P: 5	R: 1 H: 1 E: 0 LOB: 0 K: 0 BB: 0 S: 4 P: 4	R: 2 H: 2 E: 1 LOB: 2 K: 2 BB: 1 S: 10 P: 14	R: 0 H: 0 E: 1 LOB: 1 K: 0 BB: 0 S: 4 P: 4	R: 3 H: 2 E: 1 LOB: 2 K: 0 BB: 2 S: 6 P: 14	1B: 7 SF: 0 2B: 0 SAC: 1 3B: 1 DP: 0 HR: 1 HBP: 0	WP: 0 PA: 43 PB: 0 SB: 1 CS: 1	
PITCHER Ross Baumgarten, L (1, 1) <small>ERA: 6.21</small> Rod Scurry, L (7, 1) <small>ERA: 2.11</small> Kent Tekulve, R (8, 1) <small>ERA: 2.85</small>	IP WLS BF H R ER SO BB IBB HBP BLK WP HR S P ERA WHIP	6.1 L 26 6 3 2 6 2 0 0 0 0 0 1 36 44 2.84 1.263	0.2 5 1 1 0 2 1 0 0 0 0 0 0 8 12 0.00 3.000	2.0 12 2 3 2 0 1 1 0 0 0 0 0 10 18 9.00 1.500	PITCHER IP WLS BF H R ER SO BB IBB HBP BLK WP HR S P ERA WHIP							

New York Mets @ Pittsburgh Pirates
 Three Rivers Stadium, Pittsburgh, PA

Fri Aug 06 1982, 7:05 PM EDT
 Att: 21,210 - Unknown

livebaseballscorecards.com

AB	37
R	7
H	9
RBI	7
BB	5
SO	8
LOB	22



Batter	1	2	3	4	5	6	7	8	9	AB R H RBI BB SO LOB
Omar Moreno, L (1, 8) OBP: 0.304, SLG: 0.322	0-3 K ①		0-0 1B CS 1B		0-0 IHR 1B		0-3 K ②		0-0 G6-4-3 1B	5 1 3 1 0 2 1
Lee Lacy, R (1, 7) OBP: 0.352, SLG: 0.376	0-0 6-3 ②		0-0 F7 ②		0-0 IHR 1B		4-0 BB		0-0 G6-4-3 ②	3 1 1 2 0 0 1
Jason Thompson, L (7, PH) OBP: 0.393, SLG: 0.512			1-2		1-H				1-2f	0 0 0 0 1 0 0
Kent Tekulve, R (8, 1)										0 0 0 0 0 0 0
Bill Madlock, R (9, PH) OBP: 0.361, SLG: 0.456										1 0 0 0 0 0 2
Jim Morrison, R (1, 5) OBP: 0.290, SLG: 0.451	0-0 2B		0-0 1B		0-0 1B		0-3 K ③			4 0 3 0 0 1 2
Willie Stargell, L (1, 3) OBP: 0.333, SLG: 0.481	0-0 G3 ③		0-0 CS ③	0-3 K ①	0-3 K ③			0-3 K ①		4 0 0 0 0 3 2
Dick Davis, R (1, 9) OBP: 0.302, SLG: 0.460		0-0 F7 ①		4-0 FC5-4 BB		0-0 F3 ①		0-3 K ②		3 0 0 0 1 1 0
Johnny Ray, S (1, 4) OBP: 0.340, SLG: 0.422		0-0 F7 ②		0-0 FC5-4 FC6-4 1-2f		4-0 G4-6-3 BB		0-0 F7 ③		3 0 0 0 1 0 1
Dale Berra, R (1, 6) OBP: 0.315, SLG: 0.404		0-0 1B		0-0 FC6-4 1-2f		0-0 G4-6-3 1-2f			0-0 F8 ①	4 0 1 0 0 0 2
Steve Nicosia, R (1, 2) OBP: 0.365, SLG: 0.403		0-0 F8 ③			0-0 F8 ①		0-3 K ①		0-0 1B 1B	2 0 0 0 0 0 1
John Milner, L (7, PH) OBP: 0.211, SLG: 0.152										1 0 0 0 0 1 0
Tony Peña, R (8, 2) OBP: 0.326, SLG: 0.429										1 1 1 0 0 0 0
Ross Baumgarten, L (1, 1) OBP: 0.100, SLG: 0.100			0-3 K ①		0-3 K ②		0-0 WP 1B		0-0 1B 1B	2 0 0 0 0 2 0
Rod Scurry, L (7, 1) OBP: 0.235, SLG: 0.353									1-2	0 0 0 0 0 0 0
Mike Easler, L (7, PH) OBP: 0.345, SLG: 0.423										2 0 2 0 0 0 0

Inning Stats	R: 0	H: 1	E: 0	K: 1	S: 6	LOB: 1	BB: 0	P: 6	R: 0	H: 1	E: 0	K: 0	S: 4	LOB: 1	BB: 0	P: 4	R: 0	H: 2	E: 0	K: 1	S: 6	LOB: 1	BB: 0	P: 6	R: 0	H: 0	E: 0	K: 1	S: 5	LOB: 1	BB: 1	P: 9	R: 2	H: 3	E: 0	K: 2	S: 10	LOB: 1	BB: 0	P: 10	R: 0	H: 0	E: 0	K: 0	S: 2	LOB: 0	BB: 1	P: 6	R: 0	H: 1	E: 0	K: 3	S: 10	LOB: 2	BB: 1	P: 14	R: 0	H: 0	E: 0	K: 2	S: 7	LOB: 0	BB: 0	P: 7	R: 1	H: 3	E: 0	K: 0	S: 5	LOB: 1	BB: 0	P: 5	1B: 9	SF: 0	2B: 1	SAC: 0	3B: 0	DP: 2	HR: 1	HBP: 0	WP: 1	PA: 39
PITCHER	IP	WLS	BF	H	R	ER	SO	BB	IBB	HBP	BLK	WP	HR	S	P	ERA	WHIP																																																																	
Randy Jones, L (1, 1) ERA: 4.5	6.0	W	25	7	2	2	5	2	0	0	0	0	0	33	41	3.00	1.500																																																																	
Neil Allen, R (7, 1) ERA: 3.15	3.0	S	13	4	1	1	5	1	0	0	0	1	0	22	26	3.00	1.667																																																																	

BOTTOM

New York Mets @ Pittsburgh Pirates
Three Rivers Stadium, Pittsburgh, PA

Fri Aug 06 1982, 7:05 PM EDT
Att. 21,210 - Unknown

livebaseballscorecards.com

AB	35
R	3
H	11
RBI	3
BB	3
SO	10
LOB	12



Batter	1	2	3	4	5	6	7	8	9	AB R H RBI BB SO LOB	TOP									
Mookie Wilson, S OBP: 0.316, SLG: 0.368 (1, 8)	0-0 F7		0-0 FC6-4 1B			0-0 3B 1B	0-0 E S 1B		0-0 3-1	5 1 3 0 0 0 0										
Bob Bailor, R OBP: 0.304, SLG: 0.324 (1, 6) (7, 4)	0-0 6-3		0-0 FC6-4 1-2f			0-0 1B 3B	0-0 F2			4 1 1 1 0 0 2										
Ellis Valentine, R OBP: 0.263, SLG: 0.384 (1, 9)	0-0 6-3			0-0 G5-4-3 1B		0-0 HR 1B		0-0 6-3		4 1 2 1 0 0 0										
Dave Kingman, R OBP: 0.296, SLG: 0.467 (1, 3) Mike Jorgensen, L OBP: 0.391, SLG: 0.347 (8, 3)		0-0 4-3		0-0 G5-4-3 1-2f		0-0 HR		0-0 6-3		4 1 1 2 0 0 1 0 0 0 0 0 0 0										
Rusty Staub, L OBP: 0.297, SLG: 0.313 (1, 7) Mike Howard, S (8, PR) (8, 7)		0-0 F8		0-0 1B		0-0 4-3		0-0 1B		4 0 2 0 0 0 0 0 0 0 0 0 0 0										
John Stearns, R OBP: 0.346, SLG: 0.413 (1, 2)		0-0 FC5 2B		0-3 K		0-3 K		0-0 F9		4 0 1 0 0 2 2										
Hubie Brooks, R OBP: 0.316, SLG: 0.330 (1, 5)		0-0 FC5 2-3			0-0 F8	0-0 F7		0-0 E 1B 1B		4 1 1 0 0 0 1										
Wally Backman, S OBP: 0.389, SLG: 0.381 (1, 4) Ron Gardenhire, R OBP: 0.280, SLG: 0.299 (7, 6)			0-0 6-3		0-0 6-3		0-0 G3		0-0 E5 CS 1B	3 0 0 0 0 0 0 1 0 1 0 0 0 0										
Pat Zachry, R (1, 1)			0-3 K		0-3 K		0-3 K		0-3 K 2-3	4 0 0 0 0 4 1										
Inning Stats	R: 0 E: 0 K: 0 S: 3	H: 0 LOB: 0 BB: 0 P: 3	R: 0 E: 0 K: 0 S: 4	H: 1 LOB: 1 BB: 0 P: 4	R: 0 E: 0 K: 1 S: 6	H: 1 LOB: 1 BB: 0 P: 6	R: 0 E: 0 K: 1 S: 5	H: 0 LOB: 0 BB: 0 P: 5	R: 4 E: 0 K: 1 S: 9	H: 4 LOB: 0 BB: 0 P: 9	R: 0 E: 0 K: 1 S: 6	H: 1 LOB: 1 BB: 0 P: 6	R: 0 E: 0 K: 0 S: 4	H: 1 LOB: 1 BB: 0 P: 4	R: 1 E: 1 K: 1 S: 6	H: 2 LOB: 0 BB: 0 P: 6	1B: 9 2B: 2 3B: 1 HR: 1	SF: 0 SAC: 0 DP: 2 HBP: 0	WP: 0 PB: 0 SB: 2 CS: 1	PA: 37
PITCHER	IP WLS BF H R ER SO BB IBB HBP BLK WP HR S P ERA WHIP																			
Rick Rhoden, R ERA: 4.83 (1, 1)	6.0 L 25 8 4 4 4 0 0 0 0 0 0 1 33 33 6.00 1.333																			
Enrique Romo, R ERA: 4.15 (7, 1)	2.0 8 2 0 0 1 0 0 0 0 0 0 0 10 10 0.00 1.000																			
Kent Tekulve, R ERA: 2.82 (9, 1)	1.0 4 2 1 0 1 0 0 0 0 0 0 0 6 6 0.00 2.000																			

New York Mets @ Pittsburgh Pirates
Three Rivers Stadium, Pittsburgh, PA
 Sat Aug 07 1982, 7:05 PM EDT
 Att: 19,938 - Unknown

livebaseballscorecards.com

AB	37
R	5
H	12
RBI	4
BB	0
SO	6
LOB	7



BOTTOM

New York Mets @ Pittsburgh Pirates
 Three Rivers Stadium, Pittsburgh, PA

Sat Aug 07 1982, 7:05 PM EDT
 Att. 19,938 - Unknown

livebaseballscorecards.com

AB	36
R	2
H	11
RBI	2
BB	3
SO	4
LOB	21



AB	R	H	RBI	BB	SO	LOB
5	0	2	0	0	1	1
5	1	1	0	0	0	3
5	1	2	0	0	1	1
3	0	2	1	1	0	0
4	0	2	1	0	0	4
4	0	1	0	0	0	4
4	0	0	0	0	1	2
1	0	1	0	2	0	0
1	0	0	0	0	0	1
0	0	0	0	0	0	0
2	0	0	0	0	0	2
1	0	0	0	0	0	2
0	0	0	0	0	0	0
1	0	0	0	0	1	1

Batter	1	2	3	4	5	6	7	8	9
Omar Moreno, L <small>(1, 8) OBP: 0.305, SLG: 0.323</small>	0-3 K	0-0 1B		0-0 F7			0-0 E7 4-3 1B		0-0 F8
Johnny Ray, S <small>(1, 4) OBP: 0.338, SLG: 0.419</small>	0-0 1B 1B	0-0 F8			0-0 F8		0-0 4-3 2-3		0-0 6-3
Bill Madlock, R <small>(1, 5) OBP: 0.362, SLG: 0.455</small>	0-0 1B 2B 1B		0-0 G6-4-3 1B		0-3 K		0-0 P3		0-0 1-3
Jason Thompson, L <small>(1, 3) OBP: 0.396, SLG: 0.513</small>	0-0 2B FC9-2 1B		0-0 G6-4-3 1B		0-0 F9		4-0 BB		
Mike Easler, L <small>(1, 7) OBP: 0.347, SLG: 0.428</small>	0-0 1B 2B		0-0 G6-4-3		0-0 BB 1B		0-0 F8		
Lee Lacy, R <small>(1, 9) OBP: 0.350, SLG: 0.378</small>	0-0 FC9-2		0-0 P5		0-0 F7		0-0 4-3 2B		
Tony Peña, R <small>(1, 2) OBP: 0.322, SLG: 0.424</small>		0-0 F9		0-0 5-3		0-0 P4		0-3 K	
Jim Smith, R <small>(1, 6) OBP: 0.368, SLG: 0.406</small>		4-0 1B BB		0-0 6-3 2B		4-0 1B BB		0-0 4-3 2B 2B	
Willie Stargell, L <small>(8, PH) OBP: 0.328, SLG: 0.472</small>									
Kent Tekulve, R <small>(9, 1)</small>									
Rick Rhoden, R <small>(1, 1) OBP: 0.305, SLG: 0.561</small>		0-0 F9		0-0 6-3		0-0 G3		0-3 K	
John Milner, L <small>(6, PH) OBP: 0.205, SLG: 0.147</small>									
Enrique Romo, R <small>(7, 1) OBP: 0.429, SLG: 0.714</small>									
Jim Morrison, R <small>(8, PH) OBP: 0.289, SLG: 0.449</small>									

Inning Stats	R: 2	H: 4	E: 0	K: 1	S: 8	LOB: 1	BB: 0	P: 8
Inning Stats	R: 0	H: 1	E: 0	K: 0	S: 4	LOB: 2	BB: 1	P: 8
Inning Stats	R: 0	H: 2	E: 0	K: 0	S: 4	LOB: 1	BB: 0	P: 4
Inning Stats	R: 0	H: 1	E: 0	K: 0	S: 4	LOB: 1	BB: 0	P: 4
Inning Stats	R: 0	H: 0	E: 0	K: 1	S: 5	LOB: 0	BB: 0	P: 5
Inning Stats	R: 0	H: 1	E: 0	K: 0	S: 4	LOB: 2	BB: 1	P: 8
Inning Stats	R: 0	H: 1	E: 1	K: 0	S: 4	LOB: 2	BB: 1	P: 8
Inning Stats	R: 0	H: 1	E: 0	K: 2	S: 8	LOB: 1	BB: 0	P: 8
Inning Stats	R: 0	H: 0	E: 0	K: 0	S: 3	LOB: 0	BB: 0	P: 3

PITCHER	IP	WLS	BF	H	R	ER	SO	BB	IBB	HBP	BLK	WP	HR	S	P	ERA	WHIP
Pat Zachry, R <small>(1, 1) ERA: 3.91</small>	9.0	W	39	11	2	2	4	3	0	0	0	0	0	44	56	2.00	1.556

PITCHER	IP	WLS	BF	H	R	ER	SO	BB	IBB	HBP	BLK	WP	HR	S	P	ERA	WHIP
---------	----	-----	----	---	---	----	----	----	-----	-----	-----	----	----	---	---	-----	------

Batter	1	2	3	4	5	6	7	8	9	AB R H RBI BB SO LOB	TOP									
Mookie Wilson, S (1, 8) OBP: 0.318, SLG: 0.369	0-0 HBP SF8 1B	0-0 G3			0-3 K			0-0 1B		4 1 2 0 0 1 0										
Bob Bailor, R (1, 6) OBP: 0.303, SLG: 0.322	0-0 SF8 HBP 1B		0-0 F7			0-0 F9		0-0 F7		4 0 1 0 0 0 1										
Ellis Valentine, R (1, 9) OBP: 0.263, SLG: 0.379	1-0 SF8 HBP		0-0 F7			0-0 F9		0-0 F8		3 0 0 0 0 0 1										
Dave Kingman, R (1, 3) OBP: 0.294, SLG: 0.463	0-0 SF8		0-0 5-3			0-0 F7			0-3 K	3 0 0 1 0 1 0										
Gary Rajsich, L (1, 7) OBP: 0.262, SLG: 0.303	0-0 F5				0-0 F9				0-0 3-1	3 0 0 0 1 0 2										
John Stearns, R (1, 2) OBP: 0.347, SLG: 0.412	4-0 FC4 BB				0-0 4-3				0-0 G6-4-3 BB	3 0 1 0 1 0 1										
Hubie Brooks, R (1, 5) OBP: 0.318, SLG: 0.332	0-0 FC4				0-0 F8				0-0 FC5-4 1B	4 0 2 0 0 0 3										
Wally Backman, S (1, 4) OBP: 0.389, SLG: 0.378		0-3 K							0-0 FC5-4	2 0 0 0 1 1 1										
George Foster, R (9, PH) OBP: 0.326, SLG: 0.382					4-0 B3-6-4 BB				0-0 FC5-4	1 0 0 0 0 0 2										
Craig Swan, R (1, 1) OBP: 0.276, SLG: 0.346					0-0 B3-6-4				0-0 F7	2 0 0 0 0 0 1										
Rusty Staub, L (8, PH) OBP: 0.295, SLG: 0.310										1 0 0 0 0 0 0										
Terry Leach, R (8, 1) OBP: 0.167, SLG: 0.167										0 0 0 0 0 0 0										
Inning Stats	R: 1 E: 0 K: 0 S: 5	H: 2 LOB: 3 BB: 1 P: 10	R: 0 E: 0 K: 1 S: 5	H: 0 LOB: 0 BB: 0 P: 5	R: 0 E: 0 K: 0 S: 3	H: 0 LOB: 0 BB: 0 P: 3	R: 0 E: 0 K: 1 S: 4	H: 0 LOB: 0 BB: 1 P: 8	R: 0 E: 0 K: 0 S: 3	H: 0 LOB: 0 BB: 0 P: 3	R: 0 E: 0 K: 0 S: 3	H: 1 LOB: 1 BB: 1 P: 7	R: 0 E: 0 K: 0 S: 4	H: 1 LOB: 1 BB: 0 P: 4	R: 0 E: 0 K: 1 S: 7	H: 2 LOB: 2 BB: 0 P: 7	1B: 6 2B: 0 3B: 0 HR: 0	SF: 1 SAC: 0 DP: 2 HBP: 1	WP: 0 PB: 0 SB: 0 CS: 0	PA: 35
PITCHER	IP WLS BF H R ER SO BB IBB HBP BLK WP HR S P ERA WHIP																			
Don Robinson, R (1, 1) ERA: 3.74	8.0 W 30 4 1 1 2 3 0 1 0 0 0 30 43 1.12 0.875																			
Kent Tekulve, R (9, 1) ERA: 2.79	1.0 S 5 2 0 0 1 0 0 0 0 0 0 7 7 0.00 2.000																			

New York Mets @ Pittsburgh Pirates
Three Rivers Stadium, Pittsburgh, PA
 Sun Aug 08 1982, 3:33 AM EDT
 Att: 19,679 - Unknown

livebaseballscorecards.com

AB	30
R	1
H	6
RBI	1
BB	3
SO	3
LOB	12



Batter	1	2	3	4	5	6	7	8	9
Omar Moreno, L OBP: 0.304, SLG: 0.322 (1, 8)	0-3 K ①		0-0 F9 ②		0-0 L6 ②		0-0 4-3 S 1B	0-0 CS ③	
Johnny Ray, S OBP: 0.335, SLG: 0.416 (1, 4)	0-0 F8 ②		0-0 F9 ③		0-0 E4 3B 1-3 2-H		0-0 4-3 1-3		
Bill Madlock, R OBP: 0.361, SLG: 0.458 (1, 5)	0-0 F8 ③			0-0 F8 ①	0-0 3B 2-H 3-H		0-0 F9 ②		
Jason Thompson, L OBP: 0.397, SLG: 0.514 (1, 3)		0-0 F8 ①		0-0 2B	0-0 BB		0-0 F8 ③		
Mike Easler, L OBP: 0.343, SLG: 0.422 (1, 7)		0-3 K ②		0-0 L3 ②	0-3 K ③			0-0 F7 ①	
Lee Lacy, R OBP: 0.349, SLG: 0.380 (1, 9)		0-0 2B		0-0 L9 ③		0-3 K ①		0-0 E3 1B	
Tony Peña, R OBP: 0.324, SLG: 0.424 (1, 2)		0-0 F9 ③			0-0 F9 ①	0-0 BB		0-0 1B CS 1B 1-3	
Jim Smith, R OBP: 0.357, SLG: 0.389 (1, 6)			0-0 P3 ①		0-0 1B E	0-0 F8 ②		0-3 K ②	
Don Robinson, R OBP: 0.328, SLG: 0.467 (1, 1)			0-0		0-0 1B	0-0 4-3 ③		0-0	
Dale Berra, R OBP: 0.315, SLG: 0.404 (8, PR)					0-0 3B E 1-2			0-0 1B 2-3 3-H	
Kent Tekulve, R (9, 1)					0-0 1B				


AB	R	H	RBI	BB	SO	LOB
4	0	1	0	0	1	3
4	1	0	0	0	0	3
4	0	1	2	0	0	1
3	0	1	0	1	0	1
4	0	0	0	0	2	3
4	1	1	0	0	1	1
3	0	1	0	1	0	1
4	1	1	0	0	1	3
4	1	3	1	0	0	1
0	0	0	0	0	0	0
0	0	0	0	0	0	0

New York Mets @ Pittsburgh Pirates
Three Rivers Stadium, Pittsburgh, PA
 Sun Aug 08 1982, 3:33 AM EDT
 Att. 19,679 - Unknown

AB	34
R	4
H	9
RBI	3
BB	2
SO	5
LOB	17



Inning Stats		R: 0	H: 0	E: 0	K: 1	S: 5	R: 0	H: 1	E: 0	K: 1	S: 6	R: 0	H: 1	E: 0	K: 0	S: 4	R: 3	H: 3	E: 1	K: 1	S: 9	R: 0	H: 0	E: 0	K: 1	S: 5	R: 0	H: 1	E: 1	K: 1	S: 7	R: 1	H: 2	E: 1	K: 1	S: 7	
PITCHER		IP	WLS	BF	H	R	ER	SO	BB	IBB	HBP	BLK	WP	HR	S	P	ERA	WHIP	PITCHER		IP	WLS	BF	H	R	ER	SO	BB	IBB	HBP	BLK	WP	HR	S	P	ERA	WHIP
Craig Swan, R ERA: 3.41 (1, 1)		7.0	L	31	7	3	0	4	2	0	0	0	0	0	37	45	0.00	1.286	Terry Leach, R ERA: 5.28 (8, 1)		1.0		5	2	1	0	1	0	0	0	0	0	7	7	0.00	2.000	

Batter	1	2	3	4	5	6	7	8	9	AB R H RBI BB SO LOB	TOP											
Tom Herr, S (1, 4) OBP: 0.346, SLG: 0.329	4-0 G3 6-3 BB		0-0 F8 WP 1B 1B		4-0 1B 3B BB	0-0 F9		0-0 S 1B		3 2 2 1 2 0 0												
Lonnie Smith, R (1, 7) OBP: 0.388, SLG: 0.437	0-0 6-3		0-0 F8		0-0 L6	0-0		0-0 F8		5 0 1 0 0 0 4												
Dane Iorg, L (1, 3) OBP: 0.371, SLG: 0.376	0-0 G3		0-3 K		0-0 F7	0-0 L7			0-0 L6	5 0 0 0 0 1 4												
George Hendrick, R (1, 9) OBP: 0.314, SLG: 0.450	0-3 K		4-0 1B BB		0-0 3B 1B			0-0 6-3	0-0 6-3	4 1 1 0 1 1 1												
Darrell Porter, L (1, 2) OBP: 0.350, SLG: 0.412		0-0 G3	0-0 1B BB		4-0 3B BB			0-3 K	0-0 HR	4 2 2 2 1 1 0												
Willie McGee, S (1, 8) OBP: 0.343, SLG: 0.428		0-0 1B 1B	0-0 4-3		0-0 1B 3B			0-0 F9	0-0 1B 1B	5 1 3 3 0 0 2												
Ken Oberkfell, L (1, 5) OBP: 0.338, SLG: 0.367		0-0 P5		0-3 K	0-0 1B			0-0 1B 1B	0-0 FC4-6 1B	5 1 3 1 0 1 1	AB 39 R 7 H 13 RBI 7 BB 5 SO 7 LOB 19											
Ozzie Smith, S (1, 6) OBP: 0.360, SLG: 0.340		0-0 1B		0-0 4-3	0-0 F9			4-0 1B BB	0-0 FC4-6	4 0 1 0 1 0 3												
Dave LaPoint, L (1, 1) OBP: 0.083, SLG: 0.083		0-0 1-3		0-3 K		0-3 K		0-3 K		2 0 0 0 0 1 2												
Jeff Lahti, R (4, 1)										2 0 0 0 0 2 2												
Inning Stats	R: 0 E: 0 K: 1 S: 5	H: 0 LOB: 1 BB: 1 P: 9	R: 0 E: 0 K: 0 S: 5	H: 2 LOB: 2 BB: 0 P: 5	R: 1 E: 0 K: 1 S: 7	H: 2 LOB: 2 BB: 1 P: 11	R: 0 E: 0 K: 2 S: 7	H: 0 LOB: 0 BB: 0 P: 7	R: 4 E: 0 K: 0 S: 6	H: 3 LOB: 1 BB: 2 P: 14	R: 0 E: 0 K: 1 S: 6	H: 1 LOB: 1 BB: 0 P: 6	R: 0 E: 0 K: 1 S: 5	H: 0 LOB: 0 BB: 0 P: 5	R: 1 E: 0 K: 1 S: 6	H: 2 LOB: 1 BB: 1 P: 10	R: 1 E: 0 K: 0 S: 6	H: 3 LOB: 2 BB: 0 P: 6	1B: 11 2B: 0 3B: 1 HR: 1	SF: 0 SAC: 0 DP: 0 HBP: 0	WP: 1 PB: 0 SB: 1 CS: 0	PA: 44
PITCHER	IP WLS BF H R ER SO BB IBB HBP BLK WP HR S P ERA WHIP																					
Charlie Puleo, R (1, 1) ERA: 4.41	5.0 L 26 7 5 5 4 4 0 0 0 1 0 30 46 9.00 2.200																					
Jesse Orosco, L (6, 1) ERA: 2.84	2.0 7 1 0 0 2 0 0 0 0 0 0 11 11 0.00 0.500																					
Brent Gaff, R (8, 1) ERA: 4.55	2.0 11 5 2 2 1 1 0 0 0 0 1 12 16 9.00 3.000																					

St. Louis Cardinals @ New York Mets
Shea Stadium, Flushing, NY
Mon Aug 09 1982, 7:05 PM EDT
Att. 11,383 - Unknown - 78 F

livebaseballscorecards.com

Batter	1	2	3	4	5	6	7	8	9
Mookie Wilson, S (1, 8) OBP: 0.317, SLG: 0.366	4-0 1B S BB		0-0 F9		0-3 K		0-0 1-3		
Bob Bailor, R (1, 4) OBP: 0.306, SLG: 0.325	0-3 K		0-0 1B		0-0 1B		0-0 5-3		
Ellis Valentine, R (1, 9) OBP: 0.272, SLG: 0.390	0-0 G5-4-3 2-3 1B			0-0 2B	0-0 F9		0-0 FC6-4 1B		
Dave Kingman, R (1, 3) OBP: 0.293, SLG: 0.459	0-0 G5-4-3 1-2f			4-0 2B SF8 BB	0-0 F3		0-0 FC6-4 FC1-4 1-2f		
George Foster, R (1, 7) OBP: 0.325, SLG: 0.383		0-0 F8		0-0 2B		0-0 6-3	0-0 FC1-4 FC6-4 1-2f		
John Stearns, R (1, 2) OBP: 0.346, SLG: 0.410		0-0 5-3		0-0 F3		0-0 1B	0-0 FC6-4 1-2f		
Hubie Brooks, R (1, 5) OBP: 0.321, SLG: 0.332		0-0 1B		4-0 IBB		0-3 K		0-0 6-3	
Ron Gardenhire, R (1, 6) Mike Jorgensen, L (9, PH) OBP: 0.277, SLG: 0.296 OBP: 0.387, SLG: 0.342		0-0 F8		0-0 SF8		0-0 F3		0-0 4-3	
Charlie Puleo, R (1, 1) Jesse Orosco, R (6, 1) Mike Howard, S (7, PH) Brent Gaff, R (8, 1) Rusty Staub, L (9, PH) OBP: 0.136, SLG: 0.116 OBP: 0.293, SLG: 0.308			0-0 6-3	0-0 4-3			0-0 F2		0-0 1-3

Inning Stats	R: 0 E: 0 K: 1 S: 5	H: 1 LOB: 1 BB: 1 P: 9	R: 0 E: 0 K: 0 S: 4	H: 1 LOB: 1 BB: 0 P: 4	R: 0 E: 0 K: 0 S: 3	H: 1 LOB: 1 BB: 0 P: 3	R: 2 E: 0 K: 0 S: 5	H: 2 LOB: 2 BB: 2 P: 13	R: 0 E: 0 K: 1 S: 6	H: 1 LOB: 1 BB: 0 P: 6	R: 0 E: 0 K: 1 S: 6	H: 1 LOB: 1 BB: 0 P: 6	R: 0 E: 0 K: 0 S: 3	H: 0 LOB: 0 BB: 0 P: 3	R: 0 E: 0 K: 0 S: 4	H: 1 LOB: 1 BB: 0 P: 4	R: 0 E: 0 K: 0 S: 3	H: 0 LOB: 0 BB: 0 P: 3
1B: 6 2B: 2 3B: 0 HR: 0	SF: 1 SAC: 0 DP: 1 HBP: 0	WP: 0 PB: 0 SB: 1 CS: 0	PA: 36	ERA	WHIP													

PITCHER	IP	WLS	BF	H	R	ER	SO	BB	IBB	HBP	BLK	WP	HR	S	P	ERA	WHIP
Dave LaPoint, L (1, 1) ERA: 3.7	3.0		14	5	2	2	1	2	0	0	0	0	0	14	22	6.00	2.333
Jeff Lahti, R (4, 1) ERA: 3.0	6.0	W	22	3	0	0	2	0	1	0	0	0	0	25	29	0.00	0.500

BOTTOM

St. Louis Cardinals @ New York Mets
Shea Stadium, Flushing, NY
Mon Aug 09 1982, 7:05 PM EDT
Att. 11,383 - Unknown - 78 F

livebaseballscorecards.com

AB	32
R	2
H	8
RBI	2
BB	3
SO	3
LOB	15



Batter	1	2	3	4	5	6	7	8	9	AB R H RBI BB SO LOB	TOP											
Tom Herr, S (1, 4) OBP: 0.350, SLG: 0.331	4-0 BB SF8 E BB	0-0 5-3-5 1B			0-0 L7			0-0 6-3	0-0 1B	4 1 2 0 1 0 0												
Lonnie Smith, R (1, 7) OBP: 0.386, SLG: 0.433	0-0 E4 SF8 BB 1B	0-0 5-3-5 1-3f			0-0 F7			4-0 5-3 WP 1B BB	0-0 5-3	4 2 0 0 1 0 3												
Keith Hernandez, L (1, 3) OBP: 0.368, SLG: 0.380	4-0 BB 1B BB		0-3 K			0-0 F8		4-0 5-3 1B BB		2 2 0 0 2 1 0												
George Hendrick, R (1, 9) OBP: 0.311, SLG: 0.447	0-0 SF8		0-3 K			0-0 6-3		0-0 5-3		3 0 0 1 0 1 2												
Darrell Porter, L (1, 2) OBP: 0.351, SLG: 0.411	4-0 1B SF8 BB		0-0 4-3			0-3 K		0-0 BB 1B		3 1 1 2 1 1 0												
David Green, R (1, 8) OBP: 0.350, SLG: 0.421	0-0 S 1B		0-3 K			0-0 1B 6-3 1B		4-0 1-2 BB		3 1 2 2 1 1 0												
Ken Oberkfell, L (1, 5) OBP: 0.337, SLG: 0.367	0-0 SF8		0-0 4-3			0-0 CS 6-3 1B		0-0 G3		3 0 1 1 0 0 2												
Ozzie Smith, S (1, 6) OBP: 0.357, SLG: 0.336	0-3 K		0-0 F9			0-0 6-3		0-0 P6		4 0 0 1 0 1 2												
Steve Mura, R (1, 1) OBP: 0.093, SLG: 0.049		0-0 4-3			0-0 6-3		0-0 F8		0-0 4-3	4 0 0 0 0 0 1												
Inning Stats	R: 4 E: 1 K: 1 S: 7	H: 1 LOB: 1 BB: 3 P: 19	R: 0 E: 0 K: 0 S: 3	H: 1 LOB: 0 BB: 0 P: 3	R: 0 E: 0 K: 2 S: 7	H: 0 LOB: 0 BB: 0 P: 7	R: 0 E: 0 K: 1 S: 5	H: 0 LOB: 0 BB: 0 P: 5	R: 0 E: 0 K: 0 S: 3	H: 0 LOB: 0 BB: 0 P: 3	R: 0 E: 0 K: 1 S: 5	H: 0 LOB: 0 BB: 0 P: 5	R: 1 E: 0 K: 0 S: 4	H: 2 LOB: 0 BB: 0 P: 4	R: 2 E: 0 K: 0 S: 4	H: 1 LOB: 2 BB: 3 P: 16	R: 0 E: 0 K: 0 S: 4	H: 1 LOB: 1 BB: 0 P: 4	1B: 6 2B: 1 3B: 0 HR: 0	SF: 2 SAC: 0 DP: 1 HBP: 0	WP: 1 PB: 0 SB: 1 CS: 1	PA: 38
PITCHER	IP WLS BF H R ER SO BB IBB HBP BLK WP HR S P ERA WHIP																					
Randy Jones, L (1, 1) ERA: 4.66	0.1 L 6 1 4 2 0 3 0 0 0 0 0 0 3 15 54.00 12.000																					
Ed Lynch, R (1, 1) ERA: 3.52	4.2 14 1 0 0 4 0 0 0 0 0 0 0 22 0.00 0.214																					
Pete Falcone, L (6, 1) ERA: 3.89	3.0 14 3 3 3 1 3 0 0 0 1 0 13 25 9.00 2.000																					
Terry Leach, R (9, 1) ERA: 5.1	1.0 4 1 0 0 0 0 0 0 0 0 0 4 4 0.00 1.000																					

St. Louis Cardinals @ New York Mets
 Shea Stadium, Flushing, NY
 Tue Aug 10 1982, 7:05 PM EDT
 Att. 15,833 - Cloudy - 78 F

livebaseballscorecards.com

AB 30
 R 7
 H 6
 RBI 7
 BB 6
 SO 5
 LOB 10



BOTTOM

St. Louis Cardinals @ New York Mets
 Shea Stadium, Flushing, NY
 Tue Aug 10 1982, 7:05 PM EDT
 Att. 15,833 - Cloudy - 78 F

livebaseballscorecards.com

AB	29
R	2
H	6
RBI	2
BB	4
SO	4
LOB	11



WP:	0	PA:	33
PB:	0	SB:	0
CS:	0		

AB	R	H	RBI	BB	SO	LOB
4	0	1	0	0	1	0
2	0	0	0	2	1	1
0	0	0	0	0	0	0
4	0	2	0	0	0	1
3	0	0	0	1	1	2
4	0	0	0	0	1	4
4	0	1	0	0	0	1
2	0	0	0	1	0	1
3	1	1	0	0	0	1
0	0	0	0	0	0	0
1	0	0	0	0	0	0
0	0	0	0	0	0	0
1	0	0	0	0	0	0

Batter	1	2	3	4	5	6	7	8	9											
Mookie Wilson, S OBP: 0.317, SLG: 0.365 (1, 8) X	0-0 5-3			0-3 K	0-0 1B			0-0 G3												
Wally Backman, S OBP: 0.390, SLG: 0.375 Terry Leach, R OBP: 0.167, SLG: 0.167 (1, 4) B B B B (9, 1)	4-0 G5-4-3 BB			4-0 BB 1B BB	0-3 K			0-0 6-3												
Ellis Valentine, R OBP: 0.275, SLG: 0.392 (1, 9) X	0-0 G5-4-3 1-2f			0-0 BB 1-2 1B				0-0 1B												
Dave Kingman, R OBP: 0.293, SLG: 0.455 (1, 3) X		0-0 F5		4-0 BB 1-2 2-3 BB				0-3 K												
George Foster, R OBP: 0.322, SLG: 0.379 (1, 7) X		0-0 5-3		0-0 G6-4-3 BB				0-0 F8												
Hubie Brooks, R OBP: 0.320, SLG: 0.331 (1, 5) X		0-0 L3		0-0 G6-4-3 1-2f				0-0 F3												
Ron Hodges, L OBP: 0.417, SLG: 0.438 (1, 2) B B B B			4-0 BB G6-3 BB																	
Ron Gardenhire, R OBP: 0.278, SLG: 0.300 (1, 6) X			0-0 G6-3 1-2f																	
Randy Jones, R OBP: 0.233, SLG: 0.148 (1, 1) Ed Lynch, R (1, 1) Mike Jorgensen, L OBP: 0.394, SLG: 0.390 (5, PH) Pete Falcone, L OBP: 0.193, SLG: 0.128 (6, 1) Bob Bailor, R OBP: 0.306, SLG: 0.324 (8, PH) (9, 4)			0-0 1-3																	
Inning Stats	R: 0 E: 0 K: 0 S: 2	H: 0 LOB: 0 BB: 1 P: 6	R: 0 E: 0 K: 0 S: 3	H: 0 LOB: 0 BB: 0 P: 3	R: 0 E: 0 K: 0 S: 2	H: 0 LOB: 0 BB: 1 P: 6	R: 0 E: 0 K: 1 S: 5	H: 1 LOB: 2 BB: 2 P: 13	R: 2 E: 0 K: 1 S: 8	H: 4 LOB: 1 BB: 0 P: 8	R: 0 E: 1 K: 1 S: 5	H: 0 LOB: 0 BB: 0 P: 5	R: 0 E: 0 K: 0 S: 3	H: 0 LOB: 0 BB: 0 P: 3	R: 0 E: 0 K: 0 S: 3	H: 0 LOB: 0 BB: 0 P: 3	R: 0 E: 0 K: 1 S: 6	H: 1 LOB: 1 BB: 0 P: 6	1B: 4 2B: 1 3B: 0 HR: 1	SF: 0 SAC: 0 DP: 5 HBP: 0

PITCHER	IP	WLS	BF	H	R	ER	SO	BB	IBB	HBP	BLK	WP	HR	S	P	ERA	WHIP
Steve Mura, R ERA: 3.53 (1, 1)	9.0	W	33	6	2	2	4	4	0	0	0	0	1	37	53	2.00	1.111

BOTTOM

Chicago Cubs @ New York Mets
Shea Stadium, Flushing, NY
Thu Aug 12 1982, 7:05 PM EDT
Att. 11,942 - Unknown - 75 F

livebaseballscores.com

AB	35
R	6
H	7
RBI	6
BB	5
SO	6
LOB	19



WP:	0	PA:	41
PB:	0	SB:	1
CS:	1		

AB R H RBI BB SO LOB

5	0	0	0	0	1	4
4	1	0	0	1	0	0
5	2	3	0	0	0	1
4	0	0	0	1	2	3
3	1	1	1	1	0	2
4	1	2	2	0	0	1
2	1	0	0	2	1	2
2	0	0	0	0	0	2
1	0	1	3	0	0	0
1	0	0	0	0	0	0
3	0	0	0	0	2	4
0	0	0	0	0	0	0
0	0	0	0	0	0	0
0	0	0	0	0	0	0
1	0	0	0	0	0	0
0	0	0	0	0	0	0

Batter 1 2 3 4 5 6 7 8 9

Mookie Wilson, S OBP: 0.314, SLG: 0.361 (1, 8) S S S	0-3 K ① X	0-0 P6 ③		X 0-0 4-3 ② X	0-0 4-3 ③		X 0-0 F8 ③	
Bob Bailor, R OBP: 0.303, SLG: 0.319 (1, 4) (7, 6) X	0-0 P6 ②		B B B B 4-0 F8 S 1B BB	X 0-0 5-3 ③		X 0-0 6-3 ①		X 0-0 4-3 ①
George Foster, R OBP: 0.325, SLG: 0.385 (1, 7) X	0-0 2B		X 0-0 F8 ① 1-3		X 0-0 2B 1B BB	X 0-0 FC5-4 1B BB		X 0-0 P3 ②
Dave Kingman, R OBP: 0.292, SLG: 0.450 (1, 3) X	0-0 F7 ③		S S S 0-3 K ②		S S S 0-3 K ① B B B B	4-0 FC5-4 BB 1-2		X 0-0 5-3 ③
Ellis Valentine, R OBP: 0.279, SLG: 0.391 (1, 9) X		0-0 E1 E	X 0-0 CS 1B		B B B B 4-0 2B 2B 1-2 BB	X 0-0 FC5-4 1B 1-2 2-3		
John Stearns, R OBP: 0.348, SLG: 0.414 (1, 2) X		0-0 6-3 ①	0-0 CS ③ X 1-2	0-0 6-3 ①	X 0-0 2B 2B 1-3 2-H	X 0-0 1B 1-3 3-H		
Hubie Brooks, R OBP: 0.322, SLG: 0.329 (1, 5) B B B B		4-0 E BB	X 0-0 6-3 ②		4-0 2B IBB	0-3 K ③		
Ron Gardenhire, R OBP: 0.276, SLG: 0.298 (1, 6) Rusty Staub, L OBP: 0.297, SLG: 0.321 (6, PH) Wally Backman, S OBP: 0.389, SLG: 0.374 (7, 4)		0-0 E6 1-2 2-3	X 0-0 F8 ③		X 0-0 2B 1-H 2-H 3-H		X 0-0 F7 ①	
Mike Scott, R OBP: 0.186, SLG: 0.250 (7, 1) Jesse Orosco, R OBP: 0.167, SLG: 0.167 (7, 1) Pete Falcone, L OBP: 0.103, SLG: 0.128 (8, PH) Mike Jorgensen, R OBP: 0.289, SLG: 0.385 (9, 1) Randy Jones, R OBP: 0.233, SLG: 0.148		0-3 K ②	X 0-0 4-3 ① S S S		X 0-3 K ② S S S		X 0-0 F8 ②	

Inning Stats	R: 0 H: 1 E: 0 K: 1 S: 6	H: 1 LOB: 1 BB: 0 P: 6	R: 0 H: 0 E: 2 K: 1 S: 7	H: 0 LOB: 3 BB: 11	R: 1 H: 1 E: 0 K: 1 S: 5	H: 1 LOB: 0 BB: 1 P: 9	R: 0 H: 0 E: 0 K: 0 S: 3	H: 0 LOB: 0 BB: 0 P: 3	R: 0 H: 0 E: 0 K: 0 S: 3	H: 0 LOB: 0 BB: 0 P: 3	R: 4 H: 3 E: 0 K: 10 S: 12	H: 3 LOB: 1 BB: 2 P: 18	R: 1 H: 2 E: 0 K: 1 S: 7	H: 2 LOB: 2 BB: 1 P: 11	R: 0 H: 0 E: 0 K: 0 S: 3	H: 0 LOB: 0 BB: 0 P: 3	R: 0 H: 0 E: 0 K: 0 S: 3	H: 0 LOB: 0 BB: 0 P: 3
---------------------	--------------------------	------------------------	--------------------------	--------------------	--------------------------	------------------------	--------------------------	------------------------	--------------------------	------------------------	----------------------------	-------------------------	--------------------------	-------------------------	--------------------------	------------------------	--------------------------	------------------------

PITCHER	IP	WLS	BF	H	R	ER	SO	BB	IBB	HBP	BLK	WP	HR	S	P	ERA	WHIP
Dickie Notes, R ERA: 4.1 (1, 1)	5.1		26	5	5	5	4	3	1	0	0	0	0	30	46	8.44	1.500
Mike Proly, R ERA: 2.03 (6, 1)	0.2	W	2	0	0	0	1	0	0	0	0	0	0	4	4	0.00	0.000
Dick Tidrow, R ERA: 3.64 (7, 1)	3.0	S	12	2	1	1	1	1	0	0	0	0	0	13	17	3.00	1.000

Batter	1	2	3	4	5	6	7	8	9	AB R H RBI BB SO LOB	TOP																	
23 Ryne Sandberg, R (1, 5) OBP: 0.306, SLG: 0.367	0-0 F8	0-3 K		0-0 F9		0-0 F8			0-0 F8	5 0 0 0 0 1 3																		
Larry Bowa, S (1, 6) OBP: 0.299, SLG: 0.302	0-0 HR 1B		4-0 1B G3 BB	0-0 F8		0-3 K			0-0 F3	4 2 1 0 1 1 0																		
Bill Buckner, L (1, 3) OBP: 0.332, SLG: 0.407	0-0 HR 1B		0-0 G3 1B 1B	0-0 G3 1B	4-0 1B BB	0-3 K				3 2 2 2 1 1 0																		
Leon Durham, L (1, 8) OBP: 0.379, SLG: 0.511	0-3 K		0-0 G3	0-0 G3	0-0 F9 1B	0-0 4-3				4 0 1 1 0 1 1																		
Jay Johnstone, L (1, 9) OBP: 0.361, SLG: 0.435	0-3 K		0-0 1B	0-0 1B	0-0 F9	0-0 5-3				3 0 1 1 0 1 1																		
Gary Woods, R (8, PH) OBP: 0.332, SLG: 0.391			2-H 1B		2-3					1 0 0 0 0 0 0																		
Jody Davis, R (1, 2) OBP: 0.304, SLG: 0.384		4-0 1B BB	4-0 BB	4-0 BB	0-3 K	0-0 FC6-4 1B				2 0 1 0 2 1 1																		
Steve Henderson, R (1, 7) OBP: 0.300, SLG: 0.348		0-0 F8	0-0 P6	0-0 F8	0-0 FC9-5 2B	0-0 F9				4 0 1 0 0 0 4																		
Junior Kennedy, R (1, 4) OBP: 0.299, SLG: 0.273		0-0 1B	0-0 F8	0-0 F8	0-0 FC9-5	0-0 FC6-4				4 0 1 0 0 0 4																		
Doug Bird, R (1, 1) OBP: 0.143, SLG: 0.167		0-0 F2		0-0 L6	0-0 E1				0-0 F3	3 0 0 0 0 0 2																		
Mike Proly, R (7, 1) OBP: 0.286, SLG: 0.429										0 0 0 0 0 0 0																		
Willie Hernandez, L (7, 1)										0 0 0 0 0 0 0																		
Jerry Morales, R (9, PH) OBP: 0.311, SLG: 0.426										1 0 0 0 0 0 0																		
Inning Stats	R: 2 H: 2 E: 0 LOB: 0 K: 2 BB: 0 S: 9 P: 9	R: 0 H: 1 E: 0 LOB: 2 K: 1 BB: 1 S: 6 P: 10	R: 2 H: 2 E: 0 LOB: 2 K: 0 BB: 2 S: 5 P: 13	R: 0 H: 0 E: 0 LOB: 0 K: 0 BB: 0 S: 3 P: 3	R: 0 H: 1 E: 0 LOB: 1 K: 1 BB: 1 S: 5 P: 9	R: 0 H: 1 E: 1 LOB: 1 K: 0 BB: 0 S: 4 P: 4	R: 0 H: 0 E: 0 LOB: 0 K: 2 BB: 0 S: 7 P: 7	R: 0 H: 1 E: 0 LOB: 1 K: 0 BB: 0 S: 4 P: 4	R: 0 H: 0 E: 0 LOB: 0 K: 0 BB: 0 S: 3 P: 3	1B: 6 SF: 0 2B: 2 SAC: 0 3B: 0 DP: 1 HR: 1 HBP: 0	WP: 0 PA: 38 PB: 0 SB: 0 CS: 0																	
PITCHER	IP WLS BF H R ER SO BB IBB HBP BLK WP HR S P ERA WHIP											PITCHER	IP WLS BF H R ER SO BB IBB HBP BLK WP HR S P ERA WHIP															
Pat Zachry, R (1, 1) ERA: 4.04	6.0	28	7	4	4	4	4	4	0	0	0	0	1	32	48	6.00	1.833											
Jesse Orosco, L (7, 1) ERA: 2.96	3.0	W	10	1	0	0	2	0	0	0	0	0	0	14	14	0.00	0.333											

Chicago Cubs @ New York Mets
Shea Stadium, Flushing, NY
Fri Aug 13 1982, 7:05 PM EDT
Att. 12,617 - Unknown - 75 F

livebaseballscorecards.com

AB	34
R	4
H	8
RBI	4
BB	4
SO	6
LOB	16



Batter	1	2	3	4	5	6	7	8	9	AB	R	H	RBI	BB	SO	LOB	BOTTOM			
Mookie Wilson, S OBP: 0.317, SLG: 0.366 (1, 8)	0-0 1B 2B		0-0 F7		0-0 4-3		0-0 BLK 1B	0-0 S 1B		5	2	3	0	0	0	0	Chicago Cubs @ New York Mets Shea Stadium, Flushing, NY Fri Aug 13 1982, 7:05 PM EDT Att: 12,617 - Unknown - 75 F			
Wally Backman, S OBP: 0.387, SLG: 0.372 Bob Bailor, R OBP: 0.302, SLG: 0.317 (1, 4) (8, 4)	0-0 2B SF8 1B		0-3 K		0-0 E7 E		0-3 K 1-2	0-3 K 1-2		4	2	1	0	0	2	1				
George Foster, R OBP: 0.330, SLG: 0.389 (1, 7)	0-0 SF8 1-3 2B		4-0 BB		0-0 E6 2B		0-0 1B 1B 2-H	4-0 IBB		3	1	2	2	2	0	0				
Rusty Staub, L OBP: 0.303, SLG: 0.336 Mike Jorgensen, L OBP: 0.365, SLG: 0.380 (1, 3) (7, PR) (8, 3)	0-0 SF8 2-3 3-H		0-0 F8		0-0 2B		0-0 1B 1B 1-3	0-0 3-1		3	0	2	1	0	0	1				
Ellis Valentine, R OBP: 0.283, SLG: 0.393 (1, 9)	0-0 6-3				0-0 SH1-3 1B		0-0 1B 1B 1-3 3-H			4	0	2	1	0	0	3				
Ron Hodges, L OBP: 0.415, SLG: 0.435 (1, 2)	0-0 P2				0-0 SH1-3 1-2		0-0 4-3 1B 1-2 3-H			3	0	1	1	0	0	1				
Hubie Brooks, R OBP: 0.321, SLG: 0.327 (1, 5)		0-0 5-3			0-0 FC6-4-5 2-3		0-0 1B F9			4	0	1	0	0	0	3				
Ron Gardenhire, R OBP: 0.272, SLG: 0.294 (1, 6)		0-0 4-3			0-0 F2		0-0 F8 K			4	0	0	0	0	1	4				
Pat Zachry, R Gary Rajsich, L OBP: 0.259, SLG: 0.300 Jesse Orosco, R (1, 1) (6, PH) (7, 1)		0-0 4-3					0-3 K K			2	0	0	0	0	1	0				
										1	0	0	0	0	1	1				
										1	0	0	0	0	1	0				
Inning Stats	R: 2 E: 0 K: 0 S: 6	H: 3 LOB: 1 BB: 0 P: 6	R: 0 E: 0 K: 0 S: 3	H: 0 LOB: 0 BB: 0 P: 3	R: 0 E: 0 K: 1 S: 5	H: 0 LOB: 1 BB: 1 P: 9	R: 0 E: 0 K: 0 S: 4	H: 1 LOB: 1 BB: 0 P: 4	R: 1 E: 2 K: 1 S: 8	H: 1 LOB: 2 BB: 0 P: 8	R: 0 E: 0 K: 1 S: 6	H: 1 LOB: 1 BB: 0 P: 6	R: 3 E: 0 K: 2 S: 12	H: 5 LOB: 2 BB: 0 P: 12	R: 0 E: 0 K: 2 S: 8	H: 1 LOB: 2 BB: 1 P: 12	1B: 9 2B: 3 3B: 0 HR: 0	SF: 1 SAC: 1 DP: 0 HBP: 0	WP: 0 PB: 0 SB: 1 CS: 0	PA: 40
PITCHER	IP WLS BF H R ER SO	IP WLS BF H R ER SO	IP WLS BF H R ER SO	IP WLS BF H R ER SO	IP WLS BF H R ER SO	IP WLS BF H R ER SO	IP WLS BF H R ER SO	IP WLS BF H R ER SO	IP WLS BF H R ER SO	IP WLS BF H R ER SO	IP WLS BF H R ER SO	IP WLS BF H R ER SO	IP WLS BF H R ER SO	IP WLS BF H R ER SO	IP WLS BF H R ER SO	IP WLS BF H R ER SO	ERA WHIP	ERA WHIP		
Doug Bird, R ERA: 4.54 (1, 1)	6.0	28	7	4	3	3	4.50	1.333												
Mike Proly, R ERA: 2.45 (7, 1)	0.1	4	3	1	1	1	27.00	9.000												
Willie Hernandez, L ERA: 3.22 (7, 1)	1.2	8	2	1	1	3	5.40	1.200												

livebaseballscores.com

AB 36
R 6
H 12
RBI 5
BB 2
SO 7
LOB 17



Batter	1	2	3	4	5	6	7	8	9	AB R H RBI BB SO LOB	TOP																		
23 Ryne Sandberg, R (1, 5) OBP: 0.303, SLG: 0.363	0-0 P6	0-0 F9		0-0 L6		0-0 5-3		0-3 K		5 0 0 0 0 1 3																			
Larry Bowa, S (1, 6) OBP: 0.297, SLG: 0.300	0-0 3-1	0-0 L9		0-0 5-3		0-0 1B		0-3 K		5 0 1 1 0 1 2																			
Bill Buckner, L (1, 3) OBP: 0.333, SLG: 0.407	0-0 2B 1B 1B		0-0 1B SF8 1B	0-0 P4		0-0 4-3		0-0 4-3		5 2 2 0 0 0 1																			
Leon Durham, L (1, 8) OBP: 0.384, SLG: 0.516	0-0 1B 2B		0-0 S 1B S	0-0 4-3		4-0 S G3 SF7 BB		0-0 L3 1B		4 3 3 0 1 0 0																			
Jay Johnstone, L (1, 9) OBP: 0.358, SLG: 0.428	4-0 1B BB		0-0 SF8	0-0 F9		0-0 G3		0-0 L3		3 0 0 1 1 0 2																			
Jody Davis, R (1, 2) OBP: 0.306, SLG: 0.387	0-0 1B		0-0 1B	0-0 L7		0-0 SF7		0-0 1-2		3 0 2 4 0 0 0																			
Steve Henderson, R (1, 7) OBP: 0.303, SLG: 0.366	0-0 F9		0-0 1B	0-0 HR		0-0 P4		0-0 1-2		4 1 2 1 0 0 2																			
Junior Kennedy, R (1, 4) OBP: 0.303, SLG: 0.278		0-0 1B	0-0 P6	0-0 SH3-4 1B		0-0 5-3		0-0 1B		4 1 2 0 0 0 2																			
Fergie Jenkins, R (1, 1) OBP: 0.156, SLG: 0.182		0-3 K	0-3 K			0-0 SH3-4		0-0 1B		2 0 0 0 0 2 3																			
Mike Proly, R (5, 1) OBP: 0.375, SLG: 0.500						0-0 SH3-4				1 0 1 0 0 0 0																			
Lee Smith, R (9, 1) OBP: 0.125, SLG: 0.267						1-2				0 0 0 0 0 0 0																			
Inning Stats	R: 2 E: 0 K: 0 S: 6	H: 3 LOB: 2 BB: 1 P: 10	R: 0 E: 0 K: 1 S: 6	H: 1 LOB: 1 BB: 0 P: 6	R: 2 E: 0 K: 1 S: 9	H: 4 LOB: 2 BB: 0 P: 9	R: 0 E: 0 K: 0 S: 3	H: 0 LOB: 0 BB: 0 P: 3	R: 0 E: 0 K: 0 S: 3	H: 0 LOB: 0 BB: 0 P: 3	R: 2 E: 0 K: 0 S: 6	H: 3 LOB: 1 BB: 0 P: 6	R: 1 E: 0 K: 0 S: 3	H: 0 LOB: 0 BB: 1 P: 7	R: 0 E: 0 K: 2 S: 8	H: 1 LOB: 1 BB: 0 P: 8	R: 0 E: 0 K: 0 S: 3	H: 1 LOB: 0 BB: 0 P: 3	1B: 11 2B: 2 3B: 0 HR: 1	SF: 2 SAC: 1 DP: 1 HBP: 0	WP: 0 PB: 0 SB: 3 CS: 0	PA: 41							
PITCHER	IP WLS BF H R ER SO BB IBB HBP BLK WP HR S P ERA WHIP																												
Craig Swan, R (1, 1) ERA: 3.67	2.1		15	7	4	4	1	1	0	0	0	0	0	16	20	15.43	3.429												
Pete Falcone, L (3, 1) ERA: 4.01	3.2	L	15	4	2	2	1	0	0	0	0	0	1	17	17	4.91	1.091												
Tom Hausman, R (7, 1) ERA: 2.93	3.0		11	2	1	1	2	1	0	0	0	0	0	14	18	3.00	1.000												

Chicago Cubs @ New York Mets
Shea Stadium, Flushing, NY

Sat Aug 14 1982, 3:33 AM EDT
Att. 21,906 - Unknown - 82 F

livebaseballscorecards.com

AB	36
R	7
H	13
RBI	7
BB	2
SO	4
LOB	15



BOTTOM

Chicago Cubs @ New York Mets
Shea Stadium, Flushing, NY
Sat Aug 14 1982, 3:33 AM EDT
Att: 21,906 - Unknown - 82 F

livebaseballscorecards.com

AB	34
R	4
H	9
RBI	4
BB	4
SO	3
LOB	23



WP:	0	PA:	39
PB:	0	SB:	1
CS:	0		

AB R H RBI BB SO LOB

5	1	1	0	0	1	3
4	1	1	1	1	0	1
5	0	1	0	0	2	5
3	0	1	0	1	0	3
4	1	2	2	0	0	1
3	0	1	0	1	0	1
3	0	0	1	0	0	4
4	1	1	0	0	0	4
0	0	0	0	0	0	0
2	0	1	0	0	0	1
1	0	0	0	0	0	0
0	0	0	0	0	0	0
0	0	0	0	1	0	0

1B:	8	SF:	1
2B:	1	SAC:	0
3B:	0	DP:	1
HR:	0	HBP:	0

IP	WLS	BF	H	R	ER	SO	BB	IBB	HBP	BLK	WP	HR	S	P	ERA	WHIP
4.1		23	8	4	4	1	2	0	0	0	0	0	23	31	8.31	2.308
3.2	W	12	1	0	0	0	0	1	0	0	0	0	11	15	0.00	0.273
1.0	S	4	0	0	0	2	1	0	0	0	0	0	7	11	0.00	1.000

Batter	1	2	3	4	5	6	7	8	9
Mookie Wilson, S (1, 8) OBP: 0.315, SLG: 0.364	0-0 P6		0-0 F8		0-0 BB 2B 1B	0-0 L7			0-3 K
Bob Bailor, R (1, 4) OBP: 0.304, SLG: 0.316	0-0 F9		0-0 1-3 1B		4-0 BB 2B BB	0-0 F8		0-0 FC3-6	
George Foster, R (1, 7) OBP: 0.329, SLG: 0.387	0-0 P6		0-0 1-3 1B		0-3 K		0-0 G4-6-3 1B	0-3 K	
Rusty Staub, L (1, 3) OBP: 0.308, SLG: 0.336		0-0 FC6-4 1B	0-0 6-3		4-0 BB 2B FC5-2		0-0 G4-6-3 1B		
Ellis Valentine, R (1, 9) OBP: 0.286, SLG: 0.399		0-0 FC6-4 1-2f		0-0 1B SF8 1B	0-0 FC5-2 1-3 2-H 3-H		0-0 F9		
Ron Hodges, L (1, 2) OBP: 0.417, SLG: 0.432		0-0 F9		0-0 FC6-4 1B	0-0 FC5-2 IBB		0-0 4-3		
Hubie Brooks, R (1, 5) OBP: 0.317, SLG: 0.324		0-0 1-3		0-0 SF8 3-H	0-0 FC5-2 1-2 2-3 3-Hf		0-0 5-3		
Ron Gardenhire, R (1, 6) OBP: 0.272, SLG: 0.294			0-0 F8 1B 1B	0-0 F7	0-0 P4		0-0 F8		
Craig Swan, R (1, 1) OBP: 0.276, SLG: 0.346			0-0 1-3 1B		0-0 FC6-4		0-0 5-3	0-0 FC3-6 BB	
Pete Falcone, L (3, 1) OBP: 0.122, SLG: 0.146			0-0 1-2 1B		0-0 1-2f				
John Stearns, R (6, PH) OBP: 0.347, SLG: 0.413									
Tom Hausman, R (7, 1)									
Mike Jorgensen, L (9, PH) OBP: 0.392, SLG: 0.380									

Inning Stats	R: 0 E: 0 K: 0 S: 3	H: 0 LOB: 0 BB: 0 P: 3	R: 0 E: 0 K: 0 S: 4	H: 1 LOB: 1 BB: 0 P: 4	R: 1 E: 0 K: 0 S: 6	H: 3 LOB: 2 BB: 0 P: 6	R: 1 E: 0 K: 0 S: 5	H: 2 LOB: 1 BB: 0 P: 5	R: 2 E: 0 K: 1 S: 7	H: 2 LOB: 3 BB: 3 P: 19	R: 0 E: 0 K: 0 S: 3	H: 0 LOB: 0 BB: 0 P: 3	R: 0 E: 0 K: 0 S: 3	H: 0 LOB: 0 BB: 0 P: 3	R: 0 E: 0 K: 2 S: 7	H: 0 LOB: 1 BB: 1 P: 11	1B: 8 2B: 1 3B: 0 HR: 0	SF: 1 SAC: 0 DP: 1 HBP: 0
--------------	------------------------------	---------------------------------	------------------------------	---------------------------------	------------------------------	---------------------------------	------------------------------	---------------------------------	------------------------------	----------------------------------	------------------------------	---------------------------------	------------------------------	---------------------------------	------------------------------	----------------------------------	----------------------------------	------------------------------------

PITCHER	IP	WLS	BF	H	R	ER	SO	BB	IBB	HBP	BLK	WP	HR	S	P	ERA	WHIP
Fergie Jenkins, R (1, 1) ERA: 3.38	4.1		23	8	4	4	1	2	0	0	0	0	0	23	31	8.31	2.308
Mike Proly, R (5, 1) ERA: 2.25	3.2	W	12	1	0	0	0	0	1	0	0	0	0	11	15	0.00	0.273
Lee Smith, R (9, 1) ERA: 3.28	1.0	S	4	0	0	0	2	1	0	0	0	0	0	7	11	0.00	1.000

Chicago Cubs @ New York Mets
Shea Stadium, Flushing, NY
Sun Aug 15 1982, 3:33 AM EDT
Sunny - 82 F

livebaseballscorecards.com

AB	35
R	4
H	10
RBI	4
BB	5
SO	5
LOB	19



AB	R	H	RBI	BB	SO	LOB
4	2	1	1	1	0	1
4	0	1	0	1	0	1
4	0	1	1	1	0	4
4	1	1	0	1	1	2
4	0	1	1	0	0	0
0	0	0	1	0	0	0
4	0	1	0	1	2	3
3	0	0	0	0	0	2
1	0	1	0	0	0	0
4	1	2	0	0	1	2
1	0	0	0	0	1	2
0	0	0	0	0	0	0
1	0	1	0	0	0	0
0	0	0	0	0	0	0
1	0	0	0	0	0	2
0	0	0	0	0	0	0

Batter	1	2	3	4	5	6	7	8	9										
23 Ryne Sandberg, R (1, 5) OBP: 0.304, SLG: 0.366	0-0 F9		0-0 1B 3B		0-0 5-3		0-0 FC6-4 1B		4-0 BB BB BB BB SF7 BB										
Larry Bowa, S (1, 6) OBP: 0.299, SLG: 0.300	0-0 G3		0-0 4-3		0-0 P4		0-0 1-2 1B		4-0 BB BB 1-2 BB										
Bill Buckner, L (1, 3) OBP: 0.333, SLG: 0.405	4-0 BB		0-0 1B		0-0 P6		0-0 F8		0-0 F8										
Leon Durham, L (1, 8) OBP: 0.384, SLG: 0.516	0-0 4-3		0-3 3-H 1B K			0-0 F7		0-0 1B 2B	4-0 1-2 2-3 BB										
Jay Johnstone, L (1, 9) OBP: 0.356, SLG: 0.424 Keith Moreland, R (9, PH) OBP: 0.329, SLG: 0.409		0-0 F9		0-0 6-3		0-0 4-3		0-0 1B 1B 2-H	0-0 SF7 3-H										
Jody Davis, R (1, 2) OBP: 0.307, SLG: 0.385		0-0 F8		4-0 FC6-4 BB		0-0 1B		0-3 K K	0-3 K K										
Steve Henderson, R (1, 7) OBP: 0.299, SLG: 0.361 Scot Thompson, L (8, PH) OBP: 0.412, SLG: 0.387		0-0 4-3		0-0 FC6-4 1B		0-0 F9		0-0 2-3 1B											
Junior Kennedy, R (1, 4) OBP: 0.307, SLG: 0.283			0-0 23 SH1-4 3B 1B		0-0 1-2 1B		0-0 F8		0-3 K										
Randy Martz, L (1, 1) OBP: 0.323, SLG: 0.296 Bill Campbell, R (4, 1) Bump Wills, S (7, PH) Willie Hernandez, L (7, 1) Bob Molinaro, L (8, PH) Dick Tidrow, R (8, 1)			0-0 SH1-4		0-3 K		0-0 23 FC6-4 1B		0-0 F8										
Inning Stats	R: 0 H: 0 E: 0 LOB: 1 K: 0 BB: 1 S: 3 P: 7	R: 0 H: 0 E: 0 LOB: 0 K: 0 BB: 0 S: 3 P: 3	R: 2 H: 3 E: 0 LOB: 1 K: 1 BB: 0 S: 8 P: 8	R: 0 H: 1 E: 0 LOB: 2 K: 1 BB: 1 S: 6 P: 10	R: 0 H: 0 E: 0 LOB: 0 K: 0 BB: 0 S: 3 P: 3	R: 0 H: 1 E: 0 LOB: 1 K: 0 BB: 0 S: 4 P: 4	R: 0 H: 2 E: 0 LOB: 2 K: 0 BB: 0 S: 5 P: 5	R: 1 H: 3 E: 0 LOB: 2 K: 2 BB: 0 S: 10 P: 10	R: 1 H: 0 E: 0 LOB: 2 K: 1 BB: 3 S: 5 P: 17										
PITCHER	IP WLS BF H R ER SO BB IBB HBP BLK WP HR S P ERA WHIP																		
Ed Lynch, R (1, 1) ERA: 3.55	7.0 W 32 9 3 3 2 2 0 0 0 0 0 0 34 42 3.86 1.571																		
Mike Scott, R (8, 1) ERA: 5.05	1.0 6 1 1 1 2 2 0 0 0 0 0 0 8 16 9.00 3.000																		
Jesse Orosco, L (9, 1) ERA: 2.95	0.1 2 0 0 0 0 1 0 0 0 0 0 0 1 5 0.00 3.000																		
Pat Zachry, R (9, 1) ERA: 4.01	0.2 S 2 0 0 0 1 0 0 0 0 0 0 0 4 4 0.00 0.000																		

Batter	1	2	3	4	5	6	7	8	9	AB R H RBI BB SO LOB	TOP																												
Bump Wills, S (1, 4) OBP: 0.330, SLG: 0.355 Lee Smith, R (9, 1) OBP: 0.125, SLG: 0.267	0-0 3-1		0-0 4-1	0-0 FC1-5			0-0 5-3		0-0 SH1-4	4 0 0 0 0 0 2 0 0 0 0 0 0 0																													
23 Ryne Sandberg, R (1, 5) OBP: 0.305, SLG: 0.365	0-0 E8 4-3 1B		4-0 S 2B BB		0-0 1-3		0-0 F8		0-0 F8	4 2 1 0 1 0 1																													
Bill Buckner, L (1, 3) OBP: 0.332, SLG: 0.405	0-0 4-3		0-0 HR 2B		0-0 4-3		0-3 K		0-0 L6	5 1 1 2 0 1 1																													
Leon Durham, L (1, 9) OBP: 0.385, SLG: 0.531 Jay Johnstone, L (9, 9) OBP: 0.356, SLG: 0.424	0-3 K		0-0 HR		0-3 K			0-0 IHR		4 2 2 3 0 2 0 0 0 0 0 0 0 0																													
Keith Moreland, R (1, 2) OBP: 0.333, SLG: 0.411 Jody Davis, R (9, 2) OBP: 0.307, SLG: 0.385		0-0 E 1B	0-0 1B		4-0 FC1-6 BB			0-3 K		3 0 2 0 1 1 0 0 0 0 0 0 0 0																													
Scot Thompson, L (1, 7) OBP: 0.395, SLG: 0.371		0-3 K		0-0 6-3		0-0 FC1-6 2B 1-2f 6-3		0-0 E7 6-3 1B		4 1 1 0 0 1 2																													
Jerry Morales, R (1, 8) OBP: 0.323, SLG: 0.448		0-0 E5 G4-3 1-2		0-0 FC1-5 BB 1B		0-0 6-3 1-3 2B		0-0 6-3		4 0 2 0 0 0 2																													
Junior Kennedy, R (1, 6) OBP: 0.306, SLG: 0.279		0-0 G4-3		4-0 FC1-5 FC1-5 1-2 BB		0-0 6-3 2-3 3-H		0-0 F7		3 0 0 1 1 0 4																													
Ken Kravec, L (1, 1) Steve Henderson, R (6, PH) OBP: 0.298, SLG: 0.359 Mike Proly, R (6, 1) OBP: 0.375, SLG: 0.500 Larry Bowa, S (9, PH) OBP: 0.300, SLG: 0.301			0-0 4-3	0-0 FC1-5		0-3 K		0-0 23 F8 SH1-4 1B		2 0 0 0 0 0 2 1 0 0 0 0 1 1 0 0 0 0 0 0 0 1 0 1 0 0 0 0																													
Inning Stats	R: 1 E: 1 K: 1 S: 6	H: 1 LOB: 0 BB: 0 P: 6	R: 0 E: 1 K: 1 S: 6	H: 1 LOB: 1 BB: 0 P: 6	R: 3 E: 0 K: 0 S: 5	H: 3 LOB: 1 BB: 1 P: 9	R: 0 E: 0 K: 0 S: 4	H: 1 LOB: 2 BB: 1 P: 8	R: 0 E: 0 K: 1 S: 5	H: 0 LOB: 0 BB: 0 P: 5	R: 1 E: 0 K: 1 S: 6	H: 1 LOB: 1 BB: 1 P: 10	R: 0 E: 0 K: 1 S: 5	H: 0 LOB: 0 BB: 0 P: 5	R: 1 E: 1 K: 1 S: 7	H: 2 LOB: 1 BB: 0 P: 7	R: 0 E: 0 K: 0 S: 4	H: 1 LOB: 1 BB: 0 P: 4	1B: 6 2B: 2 3B: 0 HR: 2	SF: 0 SAC: 1 DP: 1 HBP: 0	WP: 0 PB: 0 SB: 1 CS: 0	PA: 39																	
PITCHER Charlie Puleo, R (1, 1) ERA: 4.47 Jesse Orosco, L (5, 1) ERA: 2.99	IP 4.0	WLS 19	BF 6	H 4	R 4	ER 3	SO 2	BB 2	IBB 0	HBP 0	BLK 0	WP 0	HR 1	S 21	P 29	ERA 6.75	WHIP 2.000						PITCHER IP 5.0	WLS L	BF 20	H 4	R 2	ER 2	SO 4	BB 1	IBB 0	HBP 0	BLK 0	WP 0	HR 0	S 27	P 31	ERA 3.60	WHIP 1.000

Chicago Cubs @ New York Mets
Shea Stadium, Flushing, NY
Sun Aug 15 1982, 3:38 AM EDT
Att. 23,545 - Sunny - 82 F

livebaseballscorecards.com

AB	35
R	6
H	10
RBI	6
BB	3
SO	6
LOB	15



BOTTOM

Chicago Cubs @ New York Mets
 Shea Stadium, Flushing, NY
 Sun Aug 15 1982, 3:38 AM EDT
 Att. 23,545 - Sunny - 82 F

livebaseballscorecards.com

AB	35
R	5
H	8
RBI	4
BB	5
SO	3
LOB	17



WP: 0	PA: 40
PB: 0	
SB: 2	
CS: 0	

AB R H RBI BB SO LOB

5	2	3	0	0	0	1
5	1	2	1	0	0	3
3	0	1	0	2	0	3
0	0	0	0	0	0	0
5	2	2	3	0	0	5
4	0	0	0	0	0	1
4	0	0	0	0	1	1
3	0	0	0	1	0	0
4	0	0	0	0	1	1
0	0	0	0	1	0	0
1	0	0	0	0	1	2
1	0	0	0	0	0	0
0	0	0	0	1	0	0

Batter	1	2	3	4	5	6	7	8	9
Mookie Wilson, S (1, 8) OBP: 0.320, SLG: 0.368	0-0 4-3 1B		0-0 FC6-4 1B		0-0 1B S HR 1B		0-0 F8-3 1B		0-0 BB 1B
Bob Bailor, R (1, 6) OBP: 0.305, SLG: 0.318	0-0 6-3		0-0 1B 1-H		0-0 1B 1-3 HR		0-0 F8-3 1-2		0-0 F7 1B
Rusty Staub, L (1, 3) OBP: 0.315, SLG: 0.333 Ron Gardenhire, R (9, PR) OBP: 0.276, SLG: 0.297	0-0 FC5-4 1B		0-0 F8 1B		0-0 P3 1B		4-0 FC5-4 BB		4-0 BB 1-2 2-3
George Foster, R (1, 7) OBP: 0.329, SLG: 0.393	0-0 FC5-4 1-2f			0-0 E9 6-3 E 1B		0-0 HR 2-H 3-H		0-0 FC5-4 1-2f	0-0 F9
Hubie Brooks, R (1, 5) OBP: 0.316, SLG: 0.320		0-0 4-3		0-0 6-3 2-3		0-0 P6		0-0 6-3	
Mike Howard, S (1, 9)		0-0 4-3		0-3 K 2-3		0-0 F9		0-0 4-3	
Brian Giles, R (1, 4) OBP: 0.286, SLG: 0.333		0-0 G1		4-0 BB E BB		0-0 4-3		0-0 P4	
Ron Hodges, L (1, 2) OBP: 0.395, SLG: 0.407			0-0 4-3	0-0 E6 1-2 3-H		0-0 G3		0-3 K	
Charlie Puleo, R (1, 1) OBP: 0.156, SLG: 0.116 Ellis Valentine, R (4, PH) OBP: 0.285, SLG: 0.397 Jesse Orosco, R (5, 1) Mike Jorgensen, L (9, PH) OBP: 0.382, SLG: 0.361			4-0 FC6-4 BB	0-3 K		0-0 6-3		4-0 BB 1B BB	

Inning Stats	R: 0	H: 1	E: 0	K: 0	S: 4	R: 0	H: 0	E: 0	K: 0	S: 3	R: 1	H: 1	E: 0	K: 0	S: 4	R: 1	H: 1	E: 2	K: 2	S: 9	R: 3	H: 3	E: 0	K: 0	S: 6	R: 0	H: 0	E: 0	K: 0	S: 3	R: 0	H: 1	E: 0	K: 0	S: 3	R: 0	H: 0	E: 0	K: 0	S: 3	R: 0	H: 1	E: 0	K: 1	S: 6	R: 0	H: 1	E: 0	K: 0	S: 6	1B: 7	2B: 1	3B: 0	HR: 1	SF: 0	SAC: 0	DP: 1	HBP: 0	WP: 0	PA: 40
--------------	------	------	------	------	------	------	------	------	------	------	------	------	------	------	------	------	------	------	------	------	------	------	------	------	------	------	------	------	------	------	------	------	------	------	------	------	------	------	------	------	------	------	------	------	------	------	------	------	------	------	-------	-------	-------	-------	-------	--------	-------	--------	-------	--------

PITCHER	IP	WLS	BF	H	R	ER	SO	BB	IBB	HBP	BLK	WP	HR	S	P	ERA	WHIP
Ken Kravec, L (1, 1) ERA: 4.58	5.0		24	6	5	4	2	2	0	0	0	0	1	26	34	7.20	1.600
Mike Proly, R (6, 1) ERA: 2.11	3.0	W	10	1	0	0	0	1	0	0	0	0	0	9	13	0.00	0.667
Lee Smith, R (9, 1) ERA: 3.24	1.0	S	6	1	0	0	1	2	0	0	0	0	0	6	14	0.00	3.000

Batter	1	2	3	4	5	6	7	8	9	AB R H RBI BB SO LOB	TOP																													
Mookie Wilson, S OBP: 0.317, SLG: 0.365 (1, 8) X	0-0 6-3			X 0-0 4-3		0-3 K		X 0-0 4-3		4 0 0 0 0 1 1																														
Hubie Brooks, R OBP: 0.315, SLG: 0.319 (1, 5) S	0-3 K		X 0-0 HR 1B		0-3 K		0-3 K	S 0-3 K	4 1 1 0 0 3 1																															
Rusty Staub, L OBP: 0.314, SLG: 0.351 (1, 3) X	0-0 F5		X 0-0 HR		X 0-0 4-3			X 0-0 4-3	4 1 1 2 0 0 1																															
George Foster, R OBP: 0.326, SLG: 0.389 (1, 7)		S 0-3 K	S 0-3 K			X 0-0 F8		S 0-3 K	4 0 0 0 0 3 0																															
Gary Rajsich, L OBP: 0.261, SLG: 0.301 (1, 9)		S 0-3 K	X 0-0 4-3			X 0-0 1B			3 0 1 0 0 1 0																															
Ron Hodges, L OBP: 0.387, SLG: 0.397 (1, 2)		X 0-0 4-3		S 0-3 K		S 0-3 K			3 0 0 0 0 2 1																															
Brian Giles, R OBP: 0.200, SLG: 0.222 (1, 4)			S 0-3 K		X 0-0 F2		X 0-0 F7		3 0 0 0 0 1 1																															
Ron Gardenhire, R OBP: 0.274, SLG: 0.295 (8, PH)			S 0-3 K		X 0-0 5-3			S 0-3 K	2 0 0 0 0 1 0																															
Bob Bailor, R OBP: 0.304, SLG: 0.317 (8, 6)									1 0 0 0 0 1 0																															
Rick Ownbey, R (1, 1)			S 0-3 K		X 0-0 1B			S 0-3 K	1 0 1 0 0 0 0																															
John Stearns, R OBP: 0.349, SLG: 0.415 (6, PH)									0 0 0 0 0 0 0																															
Tom Hausman, R (6, 1)									1 0 0 0 0 1 0																															
Dave Kingman, R OBP: 0.291, SLG: 0.449 (8, PH)									0 0 0 0 0 0 0																															
Randy Jones, R OBP: 0.233, SLG: 0.148 (8, 1)									0 0 0 0 0 0 0																															
Inning Stats	R: 0 E: 0 K: 1 S: 5	H: 0 LOB: 0 BB: 0 P: 5	R: 0 E: 0 K: 2 S: 7	H: 0 LOB: 0 BB: 0 P: 7	R: 0 E: 0 K: 3 S: 9	H: 0 LOB: 0 BB: 0 P: 9	R: 2 E: 0 K: 1 S: 7	H: 2 LOB: 0 BB: 0 P: 7	R: 0 E: 0 K: 1 S: 5	H: 0 LOB: 0 BB: 0 P: 5	R: 0 E: 0 K: 2 S: 8	H: 1 LOB: 1 BB: 0 P: 8	R: 0 E: 0 K: 1 S: 6	H: 1 LOB: 1 BB: 0 P: 6	R: 0 E: 0 K: 2 S: 7	H: 0 LOB: 0 BB: 0 P: 7	R: 0 E: 0 K: 2 S: 7	H: 0 LOB: 0 BB: 0 P: 7	1B: 3 2B: 0 3B: 0 HR: 1	SF: 0 SAC: 0 DP: 0 HBP: 0	WP: 0 PB: 0 SB: 0 CS: 0	PA: 31																		
PITCHER Mario Soto, R ERA: 2.52 (1, 1)	IP 9.0	WLS W	BF 31	H 4	R 2	ER 2	SO 15	BB 0	IBB 0	HBP 0	BLK 0	WP 0	HR 1	S 61	P 61	ERA 2.00	WHIP 0.444						PITCHER	IP 9.0	WLS W	BF 31	H 4	R 2	ER 2	SO 15	BB 0	IBB 0	HBP 0	BLK 0	WP 0	HR 1	S 61	P 61	ERA 2.00	WHIP 0.444

New York Mets @ Cincinnati Reds
Riverfront Stadium, Cincinnati, OH
Tue Aug 17 1982, 7:05 PM EDT
Att: 12,031 - Unknown

livebaseballscorecards.com

AB	31
R	2
H	4
RBI	2
BB	0
SO	15
LOB	5



Batter	1	2	3	4	5	6	7	8	9	10	11	12	13	14	AB R H RBI BB SO LOB	TOP														
Mookie Wilson, S OBP: 0.315, SLG: 0.366 (1, 8)	1-3	FC5-2 3B			B5-3		F7	5-3			6-3			4-3	7 0 1 3 0 0 2															
Bob Bailor, R OBP: 0.300, SLG: 0.312 (1, 6)	F8	FC5-2			F2		S 1B		1-3			L5		6-3	7 1 1 0 0 0 1															
George Foster, R OBP: 0.327, SLG: 0.388 Mike Howard, S OBP: 0.250, SLG: 0.111 (1, 7) (9, 7)		F7			1-3				5-3					E4	4 0 1 1 1 0 1 2 0 1 0 0 0 0															
Dave Kingman, R OBP: 0.290, SLG: 0.446 Mike Jorgensen, L OBP: 0.375, SLG: 0.353 (1, 3) (9, 3)	P6				F2			5-3	K					P4	5 0 1 0 0 1 2 2 0 0 0 0 1 2															
Gary Rajsich, L OBP: 0.274, SLG: 0.315 (1, 9)		F9			F8				F5						5 1 2 0 1 0 0															
Hubie Brooks, R OBP: 0.315, SLG: 0.319 (1, 5)		BB 2B 1B			4-3				G3 SF9 2B					FC6-4 IBB	6 1 2 0 0 0 5															
Ron Hodges, L OBP: 0.365, SLG: 0.384 (1, 2)		BB 2B 3B BB			5-3									F9	4 1 0 0 2 0 3															
Brian Giles, R OBP: 0.188, SLG: 0.286 (1, 4)		BB 3B 2B			F3				L8-3 1B					L5	5 1 1 2 0 0 2															
Pat Zachry, R OBP: 0.065, SLG: 0.033 Mike Scott, R OBP: 0.188, SLG: 0.239 (1, 1) (8, 1)	E2 3B				F8			5-3			6-3			K	4 1 1 0 0 0 2 2 0 0 0 0 1 0															
Inning Stats	R: 0 E: 0 K: 0 S: 3	H: 0 LOB: 1 BB: 1 P: 7	R: 4 E: 1 K: 0 S: 7	H: 3 LOB: 1 BB: 1 P: 11	R: 0 E: 0 K: 0 S: 3	H: 0 LOB: 0 BB: 0 P: 3	R: 0 E: 0 K: 0 S: 3	H: 0 LOB: 0 BB: 0 P: 3	R: 0 E: 0 K: 0 S: 5	H: 2 LOB: 2 BB: 0 P: 5	R: 1 E: 0 K: 0 S: 5	H: 2 LOB: 1 BB: 0 P: 5	R: 1 E: 0 K: 0 S: 5	H: 2 LOB: 2 BB: 1 P: 9	R: 0 E: 0 K: 1 S: 5	H: 0 LOB: 0 BB: 0 P: 5	R: 0 E: 0 K: 0 S: 3	H: 1 LOB: 0 BB: 0 P: 3	R: 0 E: 0 K: 1 S: 6	H: 1 LOB: 2 BB: 1 P: 10	R: 0 E: 0 K: 0 S: 5	H: 0 LOB: 0 BB: 0 P: 5	R: 0 E: 1 K: 0 S: 4	H: 0 LOB: 0 BB: 0 P: 4	R: 0 E: 1 K: 0 S: 4	H: 0 LOB: 1 BB: 0 P: 4	1B: 8 2B: 3 3B: 1 HR: 0	SF: 1 SAC: 0 DP: 1 HBP: 0	WP: 0 PB: 0 SB: 2 CS: 0	PA: 58
PITCHER	IP WLS BF H R ER SO BB IBB HBP BLK WP HR S P ERA WHIP																													
Frank Pastore, R ERA: 3.68 (1, 1)	7.0		31	7	5	4	0	2	0	0	0	0	0	0	0	29	37	5.14	1.286											
Jim Kern, R ERA: 2.71 (8, 1)	1.0		6	2	1	1	0	0	1	0	0	0	0	0	0	5	9	9.00	2.000											
Brad Lesley, R ERA: 1.04 (9, 1)	3.0		9	1	0	0	1	0	0	0	0	0	0	0	0	11	11	0.00	0.333											
Ben Hayes, R ERA: 3.86 (12, 1)	3.0	W	12	1	0	0	2	0	1	0	0	0	0	0	0	15	19	0.00	0.333											

New York Mets @ Cincinnati Reds
Riverfront Stadium, Cincinnati, OH
Wed Aug 18 1982, 7:05 PM EDT
Att: 12,182 - Unknown

livebaseballscorecards.com

AB	53
R	6
H	11
RBI	6
BB	4
SO	3
LOB	20



Batter	1	2	3	4	5	6	7	8	9	10	11	12	13	14	AB	R	H	RBI	BB	SO	LOB
Tom Lawless, R (1, 4) OBP: 0.252, SLG: 0.256	3-1	F9			1B		1-3 2-H		FC1-6 1B		F7		1-3		7	0	3	1	0	0	2
Duane Walker, L (1, 7) OBP: 0.321, SLG: 0.393	WP 1B		G3		G4-6-3 1B		SF7		FC1-6 1B		K				6	1	3	1	0	1	1
Mario Soto, R (14, PR) OBP: 0.246, SLG: 0.262									1-2f 1B						0	1	0	0	0	0	0
Dave Concepcion, R (1, 6) OBP: 0.348, SLG: 0.384	K		5-3		G4-6-3 1-2f		F7		1B			4-0 BB		SH3-4 1B	5	0	1	0	1	1	4
Larry Bittner, L (1, 3) OBP: 0.356, SLG: 0.407	FC5-4 BB		6-3						1-3 3-H 1B			SH1-4 1-2 BB		1B IBB	4	1	2	1	2	1	0
Cesar Cedeno, R (1, 8) OBP: 0.350, SLG: 0.420	FC5-4 1-2f			3-1 2B		5-3	F9		4-3			6-3		1-2 2-H 1B	7	0	2	1	0	0	5
Paul Householder, S (1, 9) OBP: 0.270, SLG: 0.339		2B 1B		K2-3		F2		2-H 1B 2B			F9		F8		6	2	2	1	0	1	2
Wayne Krenchicki, L (1, 5) OBP: 0.341, SLG: 0.385		K		3-1				FC5-4 1B	2-H 1B		K			L6	6	0	2	1	0	2	2
Alex Trevino, R (1, 2) OBP: 0.307, SLG: 0.297		F9		F9				FC5-4 1B	L7		F8			SH3-4 1B	6	1	1	0	0	0	4
Frank Pastore, R (1, 11) OBP: 0.190, SLG: 0.220								1B	F7					SH3-4	2	0	1	1	0	1	0
Ron Oester, S (7, PH)								1-2 BB						1-2	0	1	0	0	1	0	0
Jim Kern, R (8, 11)															0	0	0	0	0	0	0
Mike Vail, R (8, PH)															1	0	0	0	0	0	1
Brad Lesley, R (9, 11)															0	0	0	0	0	0	0
Rafael Llanestoy, S (11, PH)															1	0	0	0	0	0	0
Ben Hayes, R (12, 11)		2-H 2B													0	0	0	0	0	0	0

Inning Stats	R: 0	H: 1	E: 0	K: 1	S: 6	P: 10	R: 1	H: 2	E: 0	K: 1	S: 7	P: 7	R: 0	H: 0	E: 0	K: 0	S: 3	R: 0	H: 1	E: 0	K: 1	S: 6	P: 6	R: 0	H: 2	E: 0	K: 1	S: 6	P: 6	R: 0	H: 0	E: 0	K: 1	S: 5	R: 2	H: 2	E: 0	K: 0	S: 5	R: 2	H: 3	E: 0	K: 0	S: 6	P: 6	R: 1	H: 3	E: 0	K: 1	S: 5	R: 0	H: 0	E: 0	K: 1	S: 5	P: 5	R: 0	H: 0	E: 0	K: 1	S: 5	P: 5	R: 0	H: 0	E: 0	K: 0	S: 3	P: 7	R: 0	H: 1	E: 0	K: 0	S: 4	P: 4	R: 1	H: 2	E: 0	K: 0	S: 3	P: 7	1B: 13	SF: 1	2B: 4	SAC: 3	3B: 0	DP: 1	HR: 0	HBP: 0	WP: 1	PA: 59
PITCHER	IP	WLS	BF	H	R	ER	SO	BB	IBB	HBP	BLK	WP	HR	S	P	ERA	WHIP															PITCHER														IP	WLS	BF	H	R	ER	SO	BB	IBB	HBP	BLK	WP	HR	S	P	ERA	WHIP																												
Pat Zachry, R (1, 1) ERA: 4.15	7.1		33	10	5	5	5	2	0	0	0	1	0	41	49	6.14	1.636																																																																									
Mike Scott, R (8, 1) ERA: 4.96	6.0	L	26	7	2	2	2	1	1	0	0	0	0	28	36	3.00	1.333																																																																									


BOTTOM

New York Mets @ Cincinnati Reds
Riverfront Stadium, Cincinnati, OH

Wed Aug 18 1982, 7:05 PM EDT
Att. 12,182 - Unknown

livebaseballscorecards.com

AB	51
R	7
H	17
RBI	7
BB	4
SO	7
LOB	21



Batter	1	2	3	4	5	6	7	8	9	10	AB R H RBI BB SO LOB	TOP			
Mookie Wilson, S (1, 8) OBP: 0.315, SLG: 0.366 Mike Howard, S (6, 8) OBP: 0.231, SLG: 0.100 Rusty Staub, L (10, PH) OBP: 0.312, SLG: 0.349 Tom Hausman, R (10, 1)	0-0 6-3		0-0 S 1B			0-3 K		0-0 FC5-6 1B		0-0 G4-6-3 1-2f	3 0 1 0 0 1 0 1 0 0 0 0 0 2 1 0 0 0 0 0 1 0 0 0 0 0 0 0				
Bob Bailor, R (1, 6) OBP: 0.303, SLG: 0.313 (10, 8)	0-0 6-3		4-0 BB			0-0 F8		0-0 1-2 3-H 1B			3 0 1 1 1 0 0				
George Foster, R (1, 7) OBP: 0.324, SLG: 0.384	0-0 F8		0-3 K			0-3 K		0-0 F9			4 0 0 0 0 2 4				
Dave Kingman, R (1, 3) OBP: 0.267, SLG: 0.441		0-0 6-3		0-3 K			0-0 F2	0-0 F8			4 0 0 0 0 1 2				
Gary Rajsich, L (1, 9) OBP: 0.264, SLG: 0.304		0-0 4-3		0-0 P5			0-3 K		0-0 3-1		4 0 0 0 0 1 0				
Hubie Brooks, R (1, 5) OBP: 0.320, SLG: 0.325		0-0 BLK 1B		0-0 F9			0-0 1B		0-0 CS 1B		4 0 3 0 0 0 0				
Ron Hodges, L (1, 2) OBP: 0.375, SLG: 0.372		0-3 K			0-0 B1-3		0-0 F9		0-0 P4		4 0 0 0 0 1 3				
Brian Giles, R (1, 4) OBP: 0.250, SLG: 0.333			0-0 F3		0-3 K			0-0 FC5-6 1B 1B		0-0 G4-6-3 1B	4 1 2 0 0 1 0				
Craig Swan, R (1, 1) OBP: 0.242, SLG: 0.300 Ron Gardenhire, R (10, 6) OBP: 0.274, SLG: 0.295			0-0 1-3		0-0 4-3			0-0 E3 FC5-6 1-2		0-0 B3	4 0 0 0 0 0 2 0 0 0 0 0 0 0				
Inning Stats	R: 0 H: 0 E: 0 LOB: 0 K: 0 BB: 0 S: 3 P: 3	R: 0 H: 1 E: 0 LOB: 1 K: 1 BB: 0 S: 6 P: 6	R: 0 H: 1 E: 0 LOB: 2 K: 1 BB: 1 S: 6 P: 10	R: 0 H: 0 E: 0 LOB: 0 K: 1 BB: 0 S: 5 P: 5	R: 0 H: 0 E: 0 LOB: 0 K: 1 BB: 0 S: 5 P: 5	R: 0 H: 0 E: 0 LOB: 0 K: 2 BB: 0 S: 7 P: 7	R: 0 H: 1 E: 0 LOB: 1 K: 1 BB: 0 S: 6 P: 6	R: 1 H: 2 E: 1 LOB: 2 K: 0 BB: 0 S: 6 P: 6	R: 0 H: 1 E: 0 LOB: 0 K: 0 BB: 0 S: 3 P: 3	R: 0 H: 1 E: 0 LOB: 0 K: 0 BB: 0 S: 3 P: 3	1B: 7 SF: 0 2B: 0 SAC: 0 3B: 0 DP: 1 HR: 0 HBP: 0	WP: 0 PA: 37 PB: 0 SB: 1 CS: 1			
PITCHER	IP WLS BF H R ER SO BB IBB HBP BLK WP HR S P ERA WHIP														
Bruce Berenyi, R (1, 1) ERA: 3.39 Jim Kern, R (10, 1) ERA: 2.68	9.0 1.0	34 3	6 1	1 0	0 0	7 0	1 0	0 0	0 0	0 0	0 0	0 3	51 3	0.00 0.00	0.778 1.000

New York Mets @ Cincinnati Reds
Riverfront Stadium, Cincinnati, OH
Thu Aug 19 1982, 7:05 PM EDT
Att. 11,279 - Unknown

livebaseballscorecards.com

AB 36
R 1
H 7
RBI 1
BB 1
SO 7
LOB 14



New York Mets @ Cincinnati Reds
 Riverfront Stadium, Cincinnati, OH

Thu Aug 19 1982, 7:05 PM EDT
 Att: 11,279 - Unknown

livebaseballscorecards.com

AB	34
R	3
H	10
RBI	3
BB	0
SO	0
LOB	7



WP:	0	PA:	35
PB:	0		
SB:	0		
CS:	1		

Batter	1	2	3	4	5	6	7	8	9	10	AB	R	H	RBI	BB	SO	LOB
Paul Householder, S (1, 9) OBP: 0.270, SLG: 0.338	0-0 4-3			0-0 4-3		0-0 CS 1B			0-0 F8		4	0	1	0	0	0	0
Wayne Krenchicki, L (1, 5) OBP: 0.346, SLG: 0.388	0-0 F7			0-0 F8		0-0 CS 1-2	0-0 1B 1B		0-0 1B 1B		4	1	2	0	0	0	0
Dave Concepcion, R (1, 6) OBP: 0.349, SLG: 0.385	0-0 F8			0-0 1B			0-0 F9		0-0 1B 1-2		4	0	2	0	0	0	1
Larry Bittner, L (1, 3) OBP: 0.359, SLG: 0.409		0-0 1-3		0-0 3-1			0-0 G6-4-3 1B 1-2		0-0 1B 1-2 2-H		4	0	2	1	0	0	1
Cesar Cedeno, R (1, 8) OBP: 0.346, SLG: 0.415		0-0 P1			0-0 F8		0-0 G6-4-3 1-2		0-0 4-3		4	0	0	0	0	0	4
Mike Vail, R (1, 7) OBP: 0.287, SLG: 0.411 Mario Soto, R (10, PR) OBP: 0.246, SLG: 0.282		0-0 F8			0-0 F8			0-0 F7		0-0 HR 2B	4	0	1	0	0	0	0
Ron Oester, S (1, 4) OBP: 0.294, SLG: 0.325			0-0 L4 1B		0-0 F7			0-0 G1		0-0 HR 2-H	4	1	2	2	0	0	0
Dave Vangorder, R (1, 2) OBP: 0.245, SLG: 0.209			0-0 L4 1-2			0-0 L7		0-0 6-3			3	0	0	0	0	0	1
Bruce Berenyi, R (1, 1) OBP: 0.245, SLG: 0.292 Dan Driessen, L (9, PH) OBP: 0.378, SLG: 0.416 Jim Kern, R (10, 1)			0-0 L5			0-0 4-3			0-0 F8		2	0	0	0	0	0	0

Inning Stats	R: 0 E: 0 K: 0 S: 3	H: 0 LOB: 0 BB: 0 P: 3	R: 0 E: 0 K: 0 S: 3	H: 0 LOB: 0 BB: 0 P: 3	R: 0 E: 0 K: 0 S: 3	H: 1 LOB: 0 BB: 0 P: 3	R: 0 E: 0 K: 0 S: 4	H: 1 LOB: 1 BB: 0 P: 4	R: 0 E: 0 K: 0 S: 3	H: 0 LOB: 0 BB: 0 P: 3	R: 0 E: 0 K: 0 S: 4	H: 2 LOB: 1 BB: 0 P: 4	R: 0 E: 0 K: 0 S: 3	H: 0 LOB: 0 BB: 0 P: 3	R: 1 E: 0 K: 0 S: 6	H: 3 LOB: 2 BB: 0 P: 6	R: 2 E: 0 K: 0 S: 2	H: 2 LOB: 1 BB: 0 P: 2	1B: 8 2B: 1 3B: 0 HR: 1	SF: 0 SAC: 0 DP: 1 HBP: 0
---------------------	------------------------------	---------------------------------	------------------------------	---------------------------------	------------------------------	---------------------------------	------------------------------	---------------------------------	------------------------------	---------------------------------	------------------------------	---------------------------------	------------------------------	---------------------------------	------------------------------	---------------------------------	------------------------------	---------------------------------	----------------------------------	------------------------------------

PITCHER	IP	WLS	BF	H	R	ER	SO	BB	IBB	HBP	BLK	WP	HR	S	P	ERA	WHIP
Craig Swan, R (1, 1) ERA: 3.46	9.0		32	8	1	1	0	0	0	0	0	0	0	32	32	1.00	0.889
Tom Hausman, R (10, 1) ERA: 4.55	0.0	L	2	2	2	2	0	0	0	0	0	0	1	2	2	∞	∞

Batter	1	2	3	4	5	6	7	8	9	10	AB R H RBI BB SO LOB	TOP										
Bob Bailor, R (1, 6) OBP: 0.305, SLG: 0.314 (10, 7)	0-0 6-3 ①		x 0-0 1B		x 0-0 F8 ③			x 0-0 1B ①		x 0-0 1-3 ②	5 0 2 0 0 0 1	New York Mets @ Atlanta Braves Atlanta-Fulton County Stadium, Atlanta, GA Fri Aug 20 1982, 7:05 PM EDT Att. 33,144 - Unknown livebaseballscorecards.com										
Rusty Staub, L (1, 7) OBP: 0.309, SLG: 0.351 Ron Gardenhire, R (10, PR) OBP: 0.274, SLG: 0.295 (10, 6)	0-0 G3 ②		x 0-0 4-3 ③			x 0-0 F7 ①		x 0-0 F7 ②		x 0-0 2B ③	5 0 1 0 0 0 1 0 0 0 0 0 0 0											
Ellis Valentine, R (1, 9) OBP: 0.287, SLG: 0.398	0-0 1B			0-3 K ①		x 0-0 1B ①		x 0-0 6-3 ③		x 0-0 4-3 ③	5 0 2 0 0 1 1											
Dave Kingman, R (1, 3) OBP: 0.264, SLG: 0.436	0-0 3-1 ③			x 0-0 F2 ②		x 0-0 E5 1-2			x 0-0 P6 ①		4 0 0 0 0 0 2											
Hubie Brooks, R (1, 5) OBP: 0.320, SLG: 0.324		0-3 K ①		x 0-0 1B ②		x 0-0 P6 ②			x 0-0 E4 1B		4 0 1 0 0 1 2											
Ron Hodges, L (1, 2) OBP: 0.372, SLG: 0.368		0-0 4-3 ②		x 0-0 G3 ③		x 0-0 3-1 ③			x 0-0 L3 1-3 1B		4 0 1 0 0 0 3											
Mike Howard, S (1, 8) OBP: 0.188, SLG: 0.077 Mike Jorgensen, L (9, PH) OBP: 0.371, SLG: 0.349 Mookie Wilson, S (9, 8) OBP: 0.315, SLG: 0.366		0-0 F2 ③			x 0-0 4-3 ①		x 0-0 P4 ①		x 0-0 L3 1-2 ② ③		3 0 0 0 0 0 0 1 0 0 0 0 0 2 0 0 0 0 0 0 0											
Brian Giles, R (1, 4) OBP: 0.292, SLG: 0.545			x 0-0 F7 ①		x 0-0 1-4-3 2B ②		x 0-0 F3 ②			x 0-0 HR	4 1 2 1 0 0 0											
Ed Lynch, R (1, 1) George Foster, R (10, PH) OBP: 0.323, SLG: 0.384 Pat Zachry, R (10, 1) OBP: 0.065, SLG: 0.033			x 0-0 G3 ②		x 0-0 1-4-3 2-3 ②		x 0-0 6-3 ③			x 0-3 K ①	3 0 0 0 0 0 1 1 0 0 0 0 1 0 0 0 0 0 0 0 0											
Inning Stats	R: 0 E: 0 K: 0 S: 4	H: 1 LOB: 1 BB: 0 P: 4	R: 0 E: 0 K: 1 S: 5	H: 0 LOB: 0 BB: 0 P: 5	R: 0 E: 0 K: 0 S: 4	H: 1 LOB: 1 BB: 0 P: 4	R: 0 E: 0 K: 0 S: 4	H: 1 LOB: 1 BB: 0 P: 4	R: 0 E: 1 K: 0 S: 5	H: 1 LOB: 2 BB: 0 P: 5	R: 0 E: 0 K: 0 S: 3		H: 0 LOB: 0 BB: 0 P: 3	R: 0 E: 0 K: 0 S: 3	H: 1 LOB: 0 BB: 0 P: 3	R: 0 E: 1 K: 0 S: 4	H: 1 LOB: 1 BB: 0 P: 4	R: 1 E: 0 K: 1 S: 7	H: 2 LOB: 1 BB: 0 P: 7	1B: 6 2B: 3 3B: 0 HR: 1	SF: 0 SAC: 0 DP: 1 HBP: 0	WP: 0 PB: 0 SB: 0 CS: 0
PITCHER	IP WLS BF H R ER SO BB IBB HBP BLK WP HR S P ERA WHIP	IP WLS BF H R ER SO BB IBB HBP BLK WP HR S P ERA WHIP											IP WLS BF H R ER SO BB IBB HBP BLK WP HR S P ERA WHIP									
Pascual Perez, R (1, 1) ERA: 2.52 Steve Bedrosian, R (10, 1) ERA: 2.07	9.2 W 38 9 1 1 3 0 0 0 0 0 1 44 0.93 0.931	0.1 W 1 0 0 0 0 0 0 0 0 0 1 1 0.00 0.000																				



BOTTOM

New York Mets @ Atlanta Braves
 Atlanta-Fulton County Stadium, Atlanta, GA

Fri Aug 20 1982, 7:05 PM EDT
 Att: 33,144 - Unknown

livebaseballscorecards.com

AB 33
R 2
H 8
RBI 1
BB 5
SO 2
LOB 14



WP: 0 PA: 40
 FB: 0
 SB: 0
 CS: 1

AB R H RBI BB SO LOB

3	1	1	0	0	0	1
3	0	0	0	0	0	2
1	0	0	0	0	0	1
1	0	0	0	0	0	1
4	0	1	0	1	0	2
3	0	0	1	2	2	1
3	0	1	0	1	0	0
0	0	0	0	0	0	0
4	0	1	0	0	0	3
3	0	0	0	0	0	3
4	0	2	0	0	0	0
3	0	2	0	0	0	0
0	0	0	0	0	0	0
0	0	0	0	1	0	0
0	1	0	0	0	0	0

Batter	1	2	3	4	5	6	7	8	9	10
Jerry Royster, R (1, 4) OBP: 0.325, SLG: 0.343	1-0 F8 6-3 HBP		x 0-0 F8		x 0-0 6-3			x 0-0 SH1-4		x 0-0 E BB 1-2 2-H 1B
Brett Butler, L (1, 8) OBP: 0.291, SLG: 0.226	x 0-0 6-3		x 0-0 4-3			x 0-0 F8		x 0-0 6-3		x 0-0 E5 BB
Larry Whisenton, L (8, PH) OBP: 0.364, SLG: 0.455	(9, 7) 1-2									
Terry Harper, R (10, PH) OBP: 0.353, SLG: 0.307										
Claudell Washington, L (1, 9) OBP: 0.331, SLG: 0.393	x 0-0 F8			x 0-0 CS 1B		x 0-0 3-1		x 0-0 F8		x 0-0 BB IBB
Dale Murphy, R (1, 7) OBP: 0.364, SLG: 0.522	(9, 8) K			BB BB BB 4-0 F8 1B 1-2 BB		BB BB BB 0-3 K			x 0-0 6-3	x 0-0 1-2 2-3 3-H BB
Bob Horner, R (1, 5) OBP: 0.359, SLG: 0.495		x 0-0 5-3		x 0-0 1-2 1B		x 0-0 F2		BB BB BB 4-0 G3-6-3 BB		
Glenn Hubbard, R (9, PR) OBP: 0.339, SLG: 0.373										
Chris Chambliss, L (1, 3) OBP: 0.333, SLG: 0.434		x 0-0 5-3		x 0-0 F8 2-3		x 0-0 1B 1B		x 0-0 G3-6-3 1-2f		
Bruce Benedict, R (1, 2) OBP: 0.280, SLG: 0.268		x 0-0 F8		x 0-0 F7		x 0-0 F9				x 0-0 F8
Rafael Ramirez, R (1, 6) OBP: 0.301, SLG: 0.341			x 0-0 6-3		x 0-0 5-3		x 0-0 1-2 1B			x 0-0 1B 2B
Pascual Perez, R (1, 1) OBP: 0.400, SLG: 0.375			x 0-0 L4		x 0-0 L4					BB BB BB 4-0 E BB
Steve Bedrosian, R (10, 1)								x 0-0 6-3 SH1-4 1B		
Biff Pocoroba, S (10, PH) OBP: 0.362, SLG: 0.404										
Matt Sinatro, R (10, PR) OBP: 0.143, SLG: 0.077										

Inning Stats	R: 0	H: 0	E: 0	K: 1	S: 5	P: 6	R: 0	H: 0	E: 0	K: 0	S: 3	P: 3	R: 0	H: 1	E: 0	K: 0	S: 4	P: 4	R: 0	H: 2	E: 0	K: 0	S: 4	P: 8	R: 0	H: 0	E: 0	K: 1	S: 5	P: 5	R: 0	H: 2	E: 0	K: 0	S: 4	P: 4	R: 0	H: 1	E: 0	K: 0	S: 4	P: 4	R: 0	H: 0	E: 0	K: 0	S: 2	P: 6	R: 2	H: 2	E: 1	K: 0	S: 4	P: 16	1B: 6	SF: 0	2B: 2	3B: 0	HR: 0	SAC: 1	DP: 1	HBP: 1	WP: 0	PA: 40
--------------	------	------	------	------	------	------	------	------	------	------	------	------	------	------	------	------	------	------	------	------	------	------	------	------	------	------	------	------	------	------	------	------	------	------	------	------	------	------	------	------	------	------	------	------	------	------	------	------	------	------	------	------	------	-------	-------	-------	-------	-------	-------	--------	-------	--------	-------	--------

PITCHER	IP	WLS	BF	H	R	ER	SO	BB	IBB	HBP	BLK	WP	HR	S	P	ERA	WHIP
Ed Lynch, R (1, 1) ERA: 3.18	9.0		33	6	0	0	2	2	0	1	0	0	0	34	43	0.00	0.889
Pat Zachry, R (10, 1) ERA: 4.13	0.2	L	7	2	2	0	0	2	1	0	0	0	0	4	16	0.00	6.000

Batter	1	2	3	4	5	6	7	8	9	AB	R	H	RBI	BB	SO	LOB	TOP					
Brian Giles, R (1, 4) OBP: 0.286, SLG: 0.480	0-0 P2		0-0 L5		0-0 2-4	4-0 1B HR BB	0-3 K			3	1	0	0	1	1	1						
Rusty Staub, L (1, 9) OBP: 0.302, SLG: 0.342	0-0 G3			0-0 F8		0-0 P5		0-0 6-3		4	0	0	0	0	0	1						
Ellis Valentine, R (1, 8) OBP: 0.295, SLG: 0.407	0-3 K			0-0 2B		0-0 1B HR 1B		0-0 1B HR		4	1	3	0	0	1	0						
Dave Kingman, R (1, 3) OBP: 0.286, SLG: 0.443		4-0 G3-6-1 BB		0-3 K		0-0 1B HR		0-3 K		3	1	1	3	1	2	2						
George Foster, R (1, 7) OBP: 0.321, SLG: 0.380		0-0 G3-6-1		0-0 F7		0-0 4-3		0-0 5-3		4	0	0	0	0	0	3						
Hubie Brooks, R (1, 5) OBP: 0.322, SLG: 0.339		0-0 HR		0-0 6-3		0-0 6-3		0-0 F8		4	2	2	1	0	0	0						
Bruce Bochy, R (1, 2) OBP: 0.500, SLG: 0.500		0-0 6-3			0-0 FC4-6 1B		0-0 FC1-6 1B		0-0 4-3	2	0	1	0	0	0	0						
Ron Hodges, L (7, PH) OBP: 0.373, SLG: 0.370					0-3 K		0-0 FC1-6 1B		0-0 F9	2	0	1	0	0	0	0						
Ron Gardenhire, R (1, 6) OBP: 0.272, SLG: 0.292			0-0 6-3		0-0 FC4-6		0-3 K		0-0 K	3	0	0	0	0	1	3						
Mike Jorgensen, L (9, PH) OBP: 0.368, SLG: 0.345					0-0 2-3		0-0 FC4-6		0-3 K	1	0	0	0	0	0	0						
Charlie Puleo, R (1, 1) OBP: 0.152, SLG: 0.114			0-0 2-3		0-0 FC4-6		0-0 K			1	0	0	0	0	0	0						
Mookie Wilson, S (5, PH) OBP: 0.314, SLG: 0.365					0-0 2-4		0-3 K			1	0	0	1	0	0	1						
Randy Jones, R (5, 1) OBP: 0.233, SLG: 0.148					1-2f					0	0	0	0	0	0	0						
Gary Rajsich, L (7, PH) OBP: 0.262, SLG: 0.301					3-H					1	0	0	0	0	1	1						
Tom Hausman, R (7, 1)										0	0	0	0	0	0	0						
Inning Stats	R: 0 E: 0 K: 1 S: 5	H: 0 LOB: 0 BB: 0 P: 5	R: 1 E: 0 K: 0 S: 3	H: 1 LOB: 0 BB: 1 P: 7	R: 0 E: 0 K: 0 S: 3	H: 0 LOB: 0 BB: 0 P: 3	R: 0 E: 0 K: 1 S: 6	H: 1 LOB: 1 BB: 0 P: 6	R: 1 E: 0 K: 1 S: 6	H: 2 LOB: 1 BB: 0 P: 6	R: 3 E: 0 K: 0 S: 5	H: 2 LOB: 0 BB: 1 P: 9	R: 0 E: 0 K: 2 S: 8	H: 1 LOB: 1 BB: 0 P: 8	R: 0 E: 0 K: 1 S: 6	H: 1 LOB: 1 BB: 0 P: 6	R: 0 E: 0 K: 0 S: 3	H: 0 LOB: 0 BB: 0 P: 3	1B: 4 2B: 2 3B: 0 HR: 2	SF: 0 SAC: 0 DP: 1 HBP: 0	WP: 0 PB: 0 SB: 1 CS: 0	PA: 35
PITCHER	IP	WLS	BF	H	R	ER	SO	BB	IBB	HBP	BLK	WP	HR	S	P	ERA	WHIP					
Bob Walk, R (1, 1) ERA: 4.74	6.0	W	25	6	5	5	3	2	0	0	0	0	2	28	36	7.50	1.333					
Steve Bedrosian, R (7, 1) ERA: 2.03	2.0		8	2	0	0	3	0	0	0	0	0	0	14	14	0.00	1.000					
Gene Garber, R (9, 1) ERA: 2.62	1.0	S	3	0	0	0	0	0	0	0	0	0	0	3	3	0.00	0.000					

New York Mets @ Atlanta Braves
Atlanta-Fulton County Stadium, Atlanta, GA

Sat Aug 21 1982, 7:05 PM EDT
Att: 41,477 - Unknown

livebaseballscorecards.com

AB	33
R	5
H	8
RBI	5
BB	2
SO	6
LOB	12



Batter	1	2	3	4	5	6	7	8	9
Jerry Royster, R OBP: 0.328, SLG: 0.339 (1, 7) BB (9, 5)	4-0 6-4-3 SH3 BB		0-0 4-3	0-0 F8		0-0 G4-3 2-H 1B		0-0 F8	
Rafael Ramirez, R OBP: 0.299, SLG: 0.338 (1, 6) X	0-0 SH3 1-2		0-0 F2		0-0 1-3	0-0 G4-3 1-2f			
Claudell Washington, L OBP: 0.335, SLG: 0.392 (1, 9) BB BB BB	4-0 6-4-3 BB		4-0 S 2B BB		4-0 1B 2B BB	0-3 K			
Dale Murphy, R OBP: 0.365, SLG: 0.524 (1, 8) X (9, 7)	0-0 6-4-3 1-2 2-3		0-0 1-H HR 2B		0-0 2B 1-2 1B		0-0 6-3		
Bob Horner, R OBP: 0.360, SLG: 0.496 Brett Butler, L OBP: 0.291, SLG: 0.226 (1, 5) S (9, 8)	0-3 K		4-0 HR BB		0-0 1-3 2-H 2B		0-0 E5		
Chris Chambliss, L OBP: 0.335, SLG: 0.441 (1, 3) BB BB BB		4-0 BB	0-0 1-H 2-H HR		0-0 F8	0-3 K		0-3 K	
Glenn Hubbard, R OBP: 0.339, SLG: 0.371 (1, 4) X		0-0 F9	0-0 6-3		4-0 BB		0-0 F8		
Matt Sinatro, R OBP: 0.111, SLG: 0.059 (1, 2) X		0-0 F8		0-0 F9	0-3 K		0-3 K		
Bob Walk, R OBP: 0.288, SLG: 0.196 Rufino Linares, R OBP: 0.330, SLG: 0.390 Steve Bedrosian, R (6, PH) (7, 1) Larry Whisenton, L OBP: 0.361, SLG: 0.451 Gene Garber, R OBP: 0.091, SLG: 0.091 (8, PH) (9, 1)		0-0 F9		0-0 P4		0-0 E1 1B		0-0 F8	

AB	R	H	RBI	BB	SO	LOB
4	0	1	1	1	0	0
3	0	0	0	0	0	1
1	2	0	0	3	1	0
4	1	2	1	0	0	2
3	1	1	1	1	1	2
0	0	0	0	0	0	0
3	1	1	3	1	1	3
3	0	0	0	1	0	2
4	0	0	0	0	2	4
2	0	0	0	0	0	1
1	1	0	0	0	0	0
0	0	0	0	0	0	0
1	0	0	0	0	0	0
0	0	0	0	0	0	0


BOTTOM

New York Mets @ Atlanta Braves
Atlanta-Fulton County Stadium, Atlanta, GA

Sat Aug 21 1982, 7:05 PM EDT
Att. 41,477 - Unknown

livebaseballscorecards.com

AB	29
R	6
H	5
RBI	6
BB	7
SO	5
LOB	15



Inning Stats		R: 0	H: 0	E: 0	K: 1	S: 5	R: 0	H: 0	E: 0	K: 0	S: 3	R: 4	H: 2	E: 0	K: 0	S: 5	R: 0	H: 0	E: 0	K: 0	S: 3	R: 1	H: 2	E: 0	K: 1	S: 7	R: 1	H: 1	E: 1	K: 1	S: 6	R: 0	H: 0	E: 1	K: 1	S: 6	R: 0	H: 0	E: 0	K: 1	S: 5									
IP	WLS	BF	H	R	ER	SO	BB	IBB	HBP	BLK	WP	HR	S	P	ERA	WHIP	IP	WLS	BF	H	R	ER	SO	BB	IBB	HBP	BLK	WP	HR	S	P	ERA	WHIP	IP	WLS	BF	H	R	ER	SO	BB	IBB	HBP	BLK	WP	HR	S	P	ERA	WHIP
4.0		19	2	4	4	1	5	0	0	0	0	1	16	36	9.00	1.750	2.0	L	11	3	2	1	2	2	0	0	0	0	0	13	21	4.50	2.500	2.0		7	0	0	0	2	0	0	0	0	0	11	11	0.00	0.000	

Batter	1	2	3	4	5	6	7	8	9	AB R H RBI BB SO LOB	TOP																	
Mookie Wilson, S OBP: 0.317, SLG: 0.371 (1, 8) X	0-0 E6 1B		0-0 2B SF7 1B	0-0 FC1-2 3B		0-0 2B 1B		0-0 1-3		5 3 3 2 0 0 0																		
Bob Bailor, R OBP: 0.306, SLG: 0.319 (1, 6) X	0-0 1B		0-0 FC6-4 2B	0-0 FC1-2 1B		0-0 P4		0-0 2-3		5 1 2 2 0 0 3																		
Ellis Valentine, R OBP: 0.297, SLG: 0.413 (1, 9) X	0-0 3-1		0-0 SF7	0-0 CS 1B		0-0 2B			0-0 6-3	4 0 2 4 0 0 1																		
Dave Kingman, R OBP: 0.285, SLG: 0.448 (1, 3) S S	0-3 K		0-0 FC6-4 BB	0-0 CS 1-2	0-0 5-3	0-0 6-3			0-0 HR	5 1 1 1 0 1 3																		
George Foster, R OBP: 0.322, SLG: 0.379 (1, 7) X	0-0 1-3		4-0 BB		0-0 F7		0-0 1B		0-0 F7	4 0 1 0 1 0 1																		
Hubie Brooks, R OBP: 0.320, SLG: 0.336 (1, 5) X		0-0 5-3	0-0 F9		0-0 E6		0-0 F7		0-0 FC6-4 1B	5 0 1 0 0 0 3																		
Ron Hodges, L OBP: 0.368, SLG: 0.364 (1, 2) X		0-0 6-3		0-0 1B 3B 1B	0-0 6-3		0-0 F8		0-0 FC6-4	5 1 1 0 0 0 3																		
Brian Giles, R OBP: 0.281, SLG: 0.448 (1, 4) X		0-0 F7		0-0 F8		0-0 1B 2B 1B		0-3 K		4 1 1 0 0 1 2																		
Rick Ownbey, R (1, 1) Mike Howard, S (4, PH) OBP: 0.235, SLG: 0.143 Pete Falcone, L (4, 1) OBP: 0.122, SLG: 0.146 Jesse Orosco, R (5, 1) Rusty Staub, L (8, PH) OBP: 0.300, SLG: 0.340 Tom Hausman, R (8, 1)			4-0 1B 2B BB	0-0 3B 1B		0-0 B3		0-0 5-3		0 1 0 0 1 0 0 1 1 1 0 0 0 0 0 0 0 0 0 0 0 1 0 0 0 0 0 1 1 0 0 0 0 0 0 0 0 0 0 0 0 0																		
Inning Stats	R: 1 H: 1 E: 1 LOB: 1 K: 1 BB: 0 S: 7 P: 7	R: 0 H: 0 E: 0 LOB: 0 K: 0 BB: 0 S: 3 P: 3	R: 2 H: 2 E: 0 LOB: 2 K: 0 BB: 2 S: 5 P: 13	R: 3 H: 4 E: 0 LOB: 0 K: 0 BB: 0 S: 6 P: 6	R: 0 H: 0 E: 1 LOB: 1 K: 0 BB: 0 S: 4 P: 4	R: 2 H: 3 E: 0 LOB: 1 K: 0 BB: 0 S: 6 P: 6	R: 0 H: 1 E: 0 LOB: 1 K: 1 BB: 0 S: 6 P: 6	R: 0 H: 0 E: 0 LOB: 0 K: 0 BB: 0 S: 3 P: 3	R: 1 H: 2 E: 0 LOB: 1 K: 0 BB: 0 S: 5 P: 5	1B: 9 SF: 1 2B: 2 SAC: 0 3B: 1 DP: 0 HR: 1 HBP: 0	WP: 0 PA: 44 PB: 0 SB: 2 CS: 1																	
PITCHER	IP WLS BF H R ER SO BB IBB HBP BLK WP HR S P ERA WHIP											PITCHER	IP WLS BF H R ER SO BB IBB HBP BLK WP HR S P ERA WHIP															
Rick Mahler, R (1, 1) ERA: 4.2	2.2	14	3	3	2	1	2	0	0	0	0	0	0	14	22	6.75	1.875											
Donnie Moore, R (3, 1) ERA: 4.5	2.1	11	4	3	3	0	0	0	0	0	0	0	0	11	11	11.57	1.714											
Steve Bedrosian, R (6, 1) ERA: 2.18	1.1	8	4	2	2	0	0	0	0	0	0	0	0	8	8	13.50	3.000											
Carlos Diaz, L (7, 1) ERA: 3.63	0.2	W	2	0	0	0	1	0	0	0	0	0	0	4	4	0.00	0.000											
Gene Garber, R (8, 1) ERA: 2.66	2.0	S	8	2	1	1	0	0	0	0	0	0	1	8	8	4.50	1.000											

New York Mets @ Atlanta Braves
Atlanta-Fulton County Stadium, Atlanta, GA

Sun Aug 22 1982, 3:33 AM EDT
Att: 20,466 - Unknown

livebaseballscorecards.com

AB	40
R	9
H	13
RBI	9
BB	2
SO	2
LOB	17



BOTTOM

New York Mets @ Atlanta Braves
Atlanta-Fulton County Stadium, Atlanta, GA

Sun Aug 22 1982, 3:33 AM EDT
Att. 20,466 - Unknown

livebaseballscorecards.com

AB	39
R	10
H	17
RBI	10
BB	8
SO	5
LOB	26



WP:	2	PA:	48
PB:	0		
SB:	4		
CS:	0		

1B:	14	SF:	0
2B:	1	SAC:	1
3B:	0	DP:	0
HR:	2	HBP:	0

1	1	1	1	0	0	0
1	0	0	0	0	1	1
1	1	1	0	0	0	0
1	0	1	0	0	0	0
0	0	0	0	0	0	0
0	0	0	0	0	0	0

5	1	3	0	0	0	2
---	---	---	---	---	---	---

3	3	2	2	2	0	1
---	---	---	---	---	---	---

5	0	1	0	0	1	3
---	---	---	---	---	---	---

4	0	0	0	1	0	6
0	0	0	0	0	0	0

4	2	3	4	1	0	1
---	---	---	---	---	---	---


5	0	0	0	1	2	8
---	---	---	---	---	---	---

6	1	4	2	0	1	2
---	---	---	---	---	---	---

3	1	1	1	3	0	2
---	---	---	---	---	---	---

Batter	1	2	3	4	5	6	7	8	9							
Jerry Royster, R OBP: 0.343, SLG: 0.339 (1, 7) (8, 5)	0-0 F8 BBB	4-0 1B 1-2 BB		4-0 S 6-3 BB	4-0 BB 1B 1-2 2-3 BB	0-0 L8		0-0 6-3 1B 3-H								
Rafael Ramirez, R OBP: 0.303, SLG: 0.343 (1, 6) (8, 5)	0-0 1B 1B	0-0 1B 1-3 2-H 1B		0-3 K 1-2	0-0 BB 1B 1-2 2-3 3-H		0-0 HR 1B	0-0 6-3 1-2								
Claudel Washington, L OBP: 0.333, SLG: 0.387 (1, 9) (8, 5)	0-0 F7	0-0 L3		4-0 6-3 S BB	0-3 K		0-3 K	0-0 F7								
Dale Murphy, R OBP: 0.369, SLG: 0.532 (1, 8) (8, 7)	0-0 1-2 1B		0-0 S HR 1B	0-0 6-3 1-3 2-H	4-0 BB 1-2 2-3 3-H		0-0 1-H HR									
Bob Horner, R OBP: 0.358, SLG: 0.491 Gene Garber, R OBP: 0.091, SLG: 0.091 (1, 5) (8, 1)	0-0 F5		0-0 5-3	4-0 IBB	0-0 F8		0-0 6-3									
Chris Chambliss, L OBP: 0.333, SLG: 0.438 (1, 3)		0-0 F8	0-3 K	0-0 G3		0-0 F9	0-0 WP 1B									
Glenn Hubbard, R OBP: 0.344, SLG: 0.380 (1, 4)		4-0 5-3 1B BB	0-0 2-H HR		4-0 WP 1B 1B BB	0-0 1B 1B	0-0 F8 1-2									
Matt Sinatro, R OBP: 0.217, SLG: 0.227 (1, 2)		0-0 5-3	0-0 1B		0-0 P6	0-0 1B 1B		0-0 SH2-4 1B 2B								
Rick Mahler, R Donnie Moore, L Rufino Linares, R Steve Bedrosian, R Carlos Diaz, R Brett Butler, L OBP: 0.291, SLG: 0.228 (1, 1) (3, 1) (5, PH) (8, 1) (7, 1) (8, 8)		0-0 1B BB 2-H 1B	0-3 K		0-0 1B WP BB 1B	0-0 1-2 2-3 1B		0-0 2-3								
Inning Stats	R: 0 E: 0 K: 0 S: 5	H: 2 LOB: 2 BB: 0 P: 5	R: 2 E: 0 K: 0 S: 5	H: 2 LOB: 2 BB: 2 P: 13	R: 2 E: 0 K: 2 S: 10	H: 3 LOB: 1 BB: 0 P: 10	R: 1 E: 0 K: 1 S: 5	H: 0 LOB: 2 BB: 3 P: 17	R: 2 E: 0 K: 1 S: 7	H: 2 LOB: 3 BB: 3 P: 19	R: 0 E: 0 K: 0 S: 5	H: 3 LOB: 2 BB: 0 P: 5	R: 2 E: 0 K: 1 S: 8	H: 3 LOB: 1 BB: 0 P: 8	R: 1 E: 0 K: 0 S: 5	H: 2 LOB: 1 BB: 0 P: 5

PITCHER	IP	WLS	BF	H	R	ER	SO	BB	IBB	HBP	BLK	WP	HR	S	P	ERA	WHIP
Rick Ownbey, R ERA: 10.13 (1, 1)	3.0		18	7	4	4	2	2	0	0	0	0	1	20	28	12.00	3.000
Pete Falcone, L ERA: 4.17 (4, 1)	1.1		10	1	3	3	1	4	1	0	0	1	0	7	27	20.25	3.750
Jesse Orosco, L ERA: 3.11 (5, 1)	2.2	L	15	7	2	2	2	1	0	0	0	1	1	18	22	6.75	3.000
Tom Hausman, R ERA: 4.41 (8, 1)	1.0		5	2	1	1	0	0	0	0	0	0	0	5	5	9.00	2.000

Batter	1	2	3	4	5	6	7	8	9	AB R H RBI BB SO LOB	TOP									
Mookie Wilson, S (1, 8) OBP: 0.315, SLG: 0.368	0-3 K		0-0 F7			0-0 F5			0-0 G3	4 0 0 0 0 1 1	New York Mets @ Houston Astros Astrodome, Houston, TX Mon Aug 23 1982, 8:05 PM EDT Att. 10,683 - Dome livebaseballscorecards.com AB 31 R 0 H 4 RBI 0 BB 0 SO 4 LOB 10 									
Bob Bailor, R (1, 6) OBP: 0.306, SLG: 0.318	0-0 F7				0-0 F8		0-0 1B		0-0 6-3	4 0 1 0 0 0 0										
Ellis Valentine, R (1, 9) OBP: 0.300, SLG: 0.414	0-0 P3				0-0 F8		0-0 1B	0-0 FC6-4	0-0 PB	4 0 2 0 0 0 0										
Dave Kingman, R (1, 3) OBP: 0.283, SLG: 0.443		0-0 F7			0-0 5-3		0-3 K		0-0 F8	4 0 0 0 0 1 3										
George Foster, R (1, 7) OBP: 0.320, SLG: 0.376		0-0 F9			0-0 F7		0-0 P5			3 0 0 0 0 0 2										
Hubie Brooks, R (1, 5) OBP: 0.317, SLG: 0.333		0-0 5-3			0-0 F8		0-0 FC6-4			3 0 0 0 0 0 2										
Brian Giles, R (1, 4) OBP: 0.286, SLG: 0.438			0-0 5-3		0-0 5-3			0-0 F8		3 0 1 0 0 0 0										
Bruce Bochy, R (1, 2) OBP: 0.250, SLG: 0.250			0-0 6-3			0-3 K		0-0 6-3		2 0 0 0 0 1 1										
Ron Hodges, L (8, PH) OBP: 0.366, SLG: 0.362			1-2							1 0 0 0 0 0 0										
Pat Zachry, R (1, 1) OBP: 0.061, SLG: 0.031			0-0 5-3			0-0 F9		0-3 K2-3		2 0 0 0 0 0 1										
Rusty Staub, L (8, PH) OBP: 0.298, SLG: 0.338										1 0 0 0 0 1 0										
Charlie Puleo, R (8, 1) OBP: 0.152, SLG: 0.114			2-3							0 0 0 0 0 0 0										
Inning Stats	R: 0 E: 0 K: 1 S: 5	H: 0 LOB: 0 BB: 0 P: 5	R: 0 E: 0 K: 0 S: 3	H: 0 LOB: 0 BB: 0 P: 3	R: 0 E: 0 K: 0 S: 4	H: 1 LOB: 1 BB: 0 P: 4	R: 0 E: 0 K: 0 S: 3	H: 0 LOB: 0 BB: 0 P: 3	R: 0 E: 0 K: 1 S: 5	H: 0 LOB: 0 BB: 0 P: 5	R: 0 E: 0 K: 1 S: 7	H: 2 LOB: 2 BB: 0 P: 7	R: 0 E: 0 K: 1 S: 5	H: 0 LOB: 0 BB: 0 P: 5	R: 0 E: 0 K: 0 S: 4	H: 1 LOB: 1 BB: 0 P: 4	1B: 4 2B: 0 3B: 0 HR: 0	SF: 0 SAC: 0 DP: 0 HBP: 0	WP: 0 PB: 1 SB: 1 CS: 0	PA: 31
PITCHER Joe Niekro, R (1, 1) ERA: 2.85	IP: 9.0 WLS: W BF: 31 H: 4 R: 0 ER: 0 SO: 4 BB: 0 IBB: 0 HBP: 0 BLK: 0 WP: 0 HR: 0 S: 39 P: 39 ERA: 0.00 WHIP: 0.444																			

BOTTOM

New York Mets @ Houston Astros
Astrodome, Houston, TX
Mon Aug 23 1982, 8:05 PM EDT
Att. 10,683 - Dome

livebaseballscorecards.com

AB 27
R 2
H 6
RBI 1
BB 4
SO 3
LOB 16



WP: 1 PA: 34
PB: 0
SB: 2
CS: 0

AB R H RBI BB SO LOB

3 0 0 0 1 0 4

4 1 2 0 0 1 1

4 0 0 0 0 0 4

3 0 0 1 0 1 1

3 0 1 0 1 0 0

2 1 0 0 1 0 1

4 0 1 0 0 0 3

3 0 2 0 0 1 1

1 0 0 0 1 0 1

1B: 6 SF: 1
2B: 0 SAC: 1
3B: 0 DP: 0
HR: 0 HBP: 0

Batter	1	2	3	4	5	6	7	8	9
Dickie Thon, R OBP: 0.322, SLG: 0.407 (1, 6) BBB	4-0 S BB	0-0 F9			0-0 F8		0-0 6-3		
Terry Puhl, L OBP: 0.331, SLG: 0.388 (1, 9) SSS	0-3 K 1-2		0-0 6-3		0-0 1B			0-0 4-3 BLK SF7 1B	
Ray Knight, R OBP: 0.362, SLG: 0.411 (1, 3) X	0-0 P4		0-0 1-3		0-0 F8			0-0 4-3 1-3	
Phil Garner, R OBP: 0.301, SLG: 0.431 (1, 4) SSS	0-3 K		0-0 6-3			0-0 F9		0-0 SF7 3-H	
Jose Cruz, L OBP: 0.345, SLG: 0.386 (1, 7) X		0-0 3-1		0-0 G3 S 1B		0-0 G3		0-0 4-0 CI BB	
Art Howe, R OBP: 0.312, SLG: 0.299 (1, 5) BBB		4-0 1B WP BB		0-0 F9		0-0 F9		0-1 CI 1-2	
Tony Scott, S OBP: 0.277, SLG: 0.307 (1, 8) X		0-0 WP 1B 1-3		0-0 G3 1-3			0-0 6-3	0-0 5-3	
Luis Pujols, R OBP: 0.219, SLG: 0.291 (1, 2) SSS		0-3 K 1-2 3-H			0-0 1B 1B		0-0 SH1-4 1B		
Joe Niekro, R OBP: 0.108, SLG: 0.125 (1, 1) BBB		4-0 BB			0-0 P3		0-0 SH1-4 1-2		

Inning Stats	R: 0	H: 0	E: 0	K: 2	S: 7	LOB: 1	BB: 1	P: 11
	R: 1	H: 1	E: 0	K: 1	S: 6	LOB: 2	BB: 2	P: 14
	R: 0	H: 0	E: 0	K: 0	S: 3	LOB: 0	BB: 0	P: 3
	R: 0	H: 1	E: 0	K: 0	S: 3	LOB: 0	BB: 0	P: 3
	R: 0	H: 2	E: 0	K: 0	S: 5	LOB: 2	BB: 0	P: 5
	R: 0	H: 0	E: 0	K: 0	S: 3	LOB: 0	BB: 0	P: 3
	R: 0	H: 1	E: 0	K: 0	S: 4	LOB: 1	BB: 0	P: 4
	R: 1	H: 1	E: 1	K: 0	S: 5	LOB: 2	BB: 1	P: 9

PITCHER	IP	WLS	BF	H	R	ER	SO	BB	IBB	HBP	BLK	WP	HR	S	P	ERA	WHIP
Pat Zachry, R ERA: 3.96 (1, 1)	7.0	L	28	5	1	1	3	3	0	0	0	1	0	31	43	1.29	1.143
Charlie Puleo, R ERA: 4.61 (8, 1)	1.0		6	1	1	1	0	1	0	0	1	0	0	5	9	9.00	2.000

New York Mets @ Houston Astros
 Astrodome, Houston, TX
 Tue Aug 24 1982, 8:05 PM EDT
 Att. 21,108 - Dome

livebaseballscorecards.com

AB	38
R	4
H	15
RBI	4
BB	2
SO	5
LOB	16



AB	R	H	RBI	BB	SO	LOB
5	0	2	1	0	1	1
5	1	3	0	0	0	3
5	0	2	0	0	0	1
5	0	1	1	0	2	3
4	0	0	0	1	1	5
4	1	2	0	0	0	1
0	0	0	0	0	0	0
3	1	1	1	0	0	0
3	1	2	1	0	0	0
1	0	1	0	0	0	0
2	0	1	0	1	1	1
1	0	0	0	0	0	1
0	0	0	0	0	0	0

Batter	1	2	3	4	5	6	7	8	9
Mookie Wilson, S OBP: 0.315, SLG: 0.369 (1, 8) X	0-0 G6-3 1B		0-0 6-3	0-0 1-2 2-H 1B		0-3 K			0-0 4-3
Bob Bailor, R OBP: 0.310, SLG: 0.323 (1, 4) X (8, 5)	0-0 G6-3 1-2f		0-0 1B 1B	0-0 F7			0-0 FC6-2-4 4-3 1B	0-0 FC5 1B 1B	
Ellis Valentine, R OBP: 0.301, SLG: 0.414 (1, 9) X	0-0 1-3		0-0 1B 1-3 1B		0-0 6-3		0-0 4-3 1-2	0-0 1-2 1B	
Dave Kingman, R OBP: 0.282, SLG: 0.440 (1, 3)		0-3 K	0-0 G6-4-3 1-2 3-H 1B		0-3 K		0-0 FC6-2-5 WP 2-3	0-0 F8	
George Foster, R OBP: 0.318, SLG: 0.373 (1, 7)		0-3 K	0-0 G6-4-3 1-2f		4-0 BB		0-0 6-3 1-2	0-0 FC5 2-3f	
Hubie Brooks, R OBP: 0.319, SLG: 0.338 (1, 5) Brian Giles, R OBP: 0.286, SLG: 0.438 (8, 4)		0-0 1B 2B		0-0 6-3		0-0 4-3		0-0 SH2-4 1B 1B	
Ron Gardenhire, R OBP: 0.272, SLG: 0.293 (1, 6)		0-0 2B 1B		0-0 5-3		0-0 6-3		0-0 SH2-4 1-2	
Bruce Bochy, R OBP: 0.428, SLG: 0.571 (1, 2) Ron Hodges, L OBP: 0.370, SLG: 0.366 (8, PH) (8, 2)		0-0 WP 1-H 2B		0-0 BB 1B 1B		0-0 F9		0-0 2-H 1B	
Craig Swan, R OBP: 0.278, SLG: 0.313 (1, 1) Rusty Staub, L OBP: 0.297, SLG: 0.335 (8, PH) Mike Scott, R OBP: 0.188, SLG: 0.239 (8, 1)		0-3 K 2-3		4-0 1-2 1B BB		0-0 1B		0-0 F8	
Inning Stats	R: 0 E: 0 K: 0 S: 3 H: 1 LOB: 0 BB: 0 P: 3	R: 2 E: 0 K: 3 S: 12 H: 3 LOB: 1 BB: 0 P: 12	R: 1 E: 0 K: 0 S: 5 H: 3 LOB: 1 BB: 0 P: 5	R: 1 E: 0 K: 0 S: 5 H: 2 LOB: 2 BB: 1 P: 9	R: 0 E: 0 K: 1 S: 5 H: 0 LOB: 1 BB: 1 P: 9	R: 0 E: 0 K: 1 S: 6 H: 1 LOB: 1 BB: 0 P: 6	R: 0 E: 0 K: 0 S: 4 H: 1 LOB: 1 BB: 0 P: 4	R: 0 E: 0 K: 0 S: 4 H: 2 LOB: 1 BB: 0 P: 4	R: 0 E: 0 K: 0 S: 5 H: 2 LOB: 2 BB: 0 P: 5

PITCHER	IP	WLS	BF	H	R	ER	SO	BB	IBB	HBP	BLK	WP	HR	S	P	ERA	WHIP
Bob Knepper, L ERA: 4.7 (1, 1)	3.2		19	9	4	4	3	1	0	0	0	1	0	24	28	9.82	2.727
Michael LaCoss, R ERA: 3.25 (4, 1)	3.1		13	2	0	0	2	1	0	0	0	1	0	16	20	0.00	0.900
Randy Moffitt, R ERA: 3.2 (8, 1)	0.2		3	2	0	0	0	0	0	0	0	0	0	3	3	0.00	3.000
Dave Smith, R ERA: 4.42 (8, 1)	1.1	W	6	2	0	0	0	0	0	0	0	0	0	6	6	0.00	1.500

WP: 2	PA: 41
PB: 0	
SB: 0	
CS: 0	

Batter	1	2	3	4	5	6	7	8	9	AB	R	H	RBI	BB	SO	LOB
Dickie Thon, R OBP: 0.324, SLG: 0.406 (1, 6)	0-3 K		4-0 BB 3B BB		0-0 P2			0-0 SH1-4 2B 1B		3	2	1	0	1	1	0
Terry Puhl, L OBP: 0.331, SLG: 0.387 (1, 9)	0-3 K		4-0 BB 3B BB		0-0 E3			0-0 SH1-4 1-2		2	1	0	0	1	1	0
Ray Knight, R OBP: 0.363, SLG: 0.418 (1, 3)	0-0 2B		0-0 BB 3B 1-H 2-H 3-H		0-0 6-3			0-3 K		4	1	2	3	0	1	2
Phil Garner, R OBP: 0.301, SLG: 0.431 (1, 4)	0-3 K		0-0 BB 3B 4-3		0-0 F9			0-0 E 2B		4	0	1	2	0	1	1
Jose Cruz, L OBP: 0.346, SLG: 0.386 (1, 7)		0-0 CS 1B	0-3 K		0-3 K			4-0 E IBB		3	0	1	0	1	2	0
Alan Ashby, S OBP: 0.330, SLG: 0.426 (1, 2)		0-0 1-2 3-1		0-0 4-3		0-0 L3		0-0 E6 1-2 2-3		4	0	0	0	0	0	3
Art Howe, R OBP: 0.309, SLG: 0.295 (1, 5)		0-0 4-3		0-3 K			0-3 K	0-0 1-3		4	0	0	0	0	2	3
Tony Scott, S OBP: 0.278, SLG: 0.308 (1, 8)			0-0 S SH1-4 3B 1B		0-0 4-3		0-0 P4			3	1	1	0	0	0	0
Bob Knepper, L OBP: 0.128, SLG: 0.070 (1, 1)			0-0 SH1-4		0-0 F7		0-3 K			0	0	0	0	0	0	0
Michael LaCoss, R OBP: 0.273, SLG: 0.273 (4, 1)										1	0	0	0	0	0	0
Denny Walling, L OBP: 0.312, SLG: 0.269 (7, PH)										1	0	0	0	0	1	0
Randy Moffitt, R (8, 1)										0	0	0	0	0	0	0
Dave Smith, R (8, 1)										0	0	0	0	0	0	0

Inning Stats	R: 0	H: 1	R: 0	H: 1	R: 4	H: 2	R: 0	H: 0	R: 0	H: 0	R: 0	H: 0	R: 1	H: 2	R: 1	H: 2
	E: 0	LOB: 1	E: 0	LOB: 0	E: 0	LOB: 0	E: 0	LOB: 0	E: 1	LOB: 1	E: 0	LOB: 0	E: 1	LOB: 3	E: 1	LOB: 3
	K: 3	BB: 0	K: 0	BB: 0	K: 1	BB: 2	K: 1	BB: 0	K: 0	BB: 0	K: 2	BB: 0	K: 1	BB: 1	K: 1	BB: 1
	S: 10	P: 10	S: 3	P: 3	S: 7	P: 15	S: 5	P: 5	S: 4	P: 4	S: 5	P: 5	S: 7	P: 7	S: 8	P: 12

PITCHER	IP	WLS	BF	H	R	ER	SO	BB	IBB	HBP	BLK	WP	HR	S	P	ERA	WHIP
Craig Swan, R ERA: 3.56 (1, 1)	7.0		27	4	4	4	8	2	0	0	0	0	0	41	49	5.14	0.857
Mike Scott, R ERA: 4.99 (8, 1)	1.0	L	7	2	1	1	1	0	1	0	0	0	0	8	12	9.00	2.000


BOTTOM

New York Mets @ Houston Astros
Astrodome, Houston, TX

Tue Aug 24 1982, 8:05 PM EDT
Att. 21,108 - Dome

livebaseballscorecards.com

AB	29
R	5
H	6
RBI	5
BB	3
SO	9
LOB	9



WP: 0	PA: 34
PB: 0	
SB: 1	
CS: 1	

New York Mets @ Houston Astros
Astrodome, Houston, TX
 Wed Aug 25 1982, 4:33 AM EDT
 Att. 9,651 - Dome

livebaseballscorecards.com

AB	37
R	4
H	9
RBI	4
BB	2
SO	5
LOB	17



WP: 0	PA: 39
PB: 0	
SB: 1	
CS: 0	

AB R H RBI BB SO LOB

5	0	0	0	0	0	1
4	0	1	0	1	0	1
5	0	0	0	0	0	4
4	0	0	0	0	2	3
4	1	3	0	0	0	1
4	1	2	1	0	1	1
4	1	1	1	0	0	3
3	1	1	0	1	1	2
2	0	0	0	0	1	1
0	0	0	0	0	0	0
1	0	0	0	0	0	0
0	0	0	0	0	0	0
1	0	1	2	0	0	0
0	0	0	0	0	0	0

Batter	1	2	3	4	5	6	7	8	9
Mookie Wilson, S (1, 8) OBP: 0.312, SLG: 0.365	0-0 F3		0-0 F9			0-0 F7		0-0 E3 1B	0-0 F8
Bob Bailor, R (1, 6) OBP: 0.312, SLG: 0.322	0-0 F3			4-0 S BB		0-0 6-3		0-0 1-2 1B	0-0 5-3
Ellis Valentine, R (1, 9) OBP: 0.296, SLG: 0.406	0-0 6-3			0-0 F8		0-0 P4		0-0 F9 1B	0-0 1-3
Dave Kingman, R (1, 3) OBP: 0.279, SLG: 0.436		0-3 K		0-3 K		0-0 6-3		0-0 F8	
Rusty Staub, L (1, 7) OBP: 0.306, SLG: 0.352		0-0 2B		0-0 4-3 1-2		0-0 1B 1B		0-0 2B 1B	
Hubie Brooks, R (1, 5) OBP: 0.321, SLG: 0.343		0-3 K			0-0 F7		1-2 1B	1-H 2B 2B	
Ron Hodges, L (1, 2) OBP: 0.367, SLG: 0.370		0-0 5-3			0-0 4-1		0-0 F8	2-H 2B 2B	
Brian Giles, R (1, 4) OBP: 0.308, SLG: 0.429			0-0 F9		0-0 1B		0-3 K	4-0 2B BB	
Ed Lynch, R (1, 1) Jesse Orosco, R (6, 1) Mike Howard, S (8, PH) Randy Jones, R (8, 1) George Foster, R (9, PH) Ron Gardenhire, R (9, PR)		0-3 K		0-0 1-3				1-H 2-H 2B	

Inning Stats	R: 0	H: 0	R: 0	H: 1	R: 0	H: 0	R: 0	H: 1	R: 0	H: 0	R: 0	H: 2	R: 0	H: 1	R: 4	H: 4	
E: 0	LOB: 0	E: 0	LOB: 1	E: 0	LOB: 0	E: 0	LOB: 1	E: 0	LOB: 1	E: 0	LOB: 0	E: 1	LOB: 2	E: 0	LOB: 1	E: 0	LOB: 1
K: 0	BB: 0	K: 2	BB: 0	K: 1	BB: 1	K: 0	BB: 0	K: 0	BB: 0	K: 1	BB: 0	K: 1	BB: 0	K: 0	BB: 1	K: 0	BB: 1
S: 3	P: 3	S: 8	P: 8	S: 5	P: 5	S: 5	P: 9	S: 4	P: 4	S: 3	P: 3	S: 7	P: 7	S: 5	P: 5	S: 7	P: 11

PITCHER	IP	WLS	BF	H	R	ER	SO	BB	IBB	HBP	BLK	WP	HR	S	P	ERA	WHIP
Don Sutton, R (1, 1) ERA: 3.0	8.0	W	34	8	3	3	5	1	0	0	0	0	0	43	47	3.38	1.125
Dave Smith, R (9, 1) ERA: 4.58	0.0		2	1	1	1	0	1	0	0	0	0	0	1	5	∞	∞
Bert Roberge, R (9, 1) ERA: 4.12	1.0	S	3	0	0	0	0	0	0	0	0	0	0	3	3	0.00	0.000

1B: 5	SF: 0
2B: 4	SAC: 0
3B: 0	DP: 0
HR: 0	HBP: 0

Batter	1	2	3	4	5	6	7	8	9
Dickie Thon, R OBP: 0.321, SLG: 0.402 (1, 6)	0-0 5-3	0-3 K			0-0 1-3	0-0 P4			
Terry Puhl, L OBP: 0.335, SLG: 0.389 (1, 8)	4-0 5-3 BB		0-0 WP SF8 1B		0-0 CS 1B		0-3 K		
Ray Knight, R OBP: 0.362, SLG: 0.417 (1, 3)	0-0 5-3		0-0 SF8 WP 1B		0-0 F8		0-0 F9		
Phil Garner, R OBP: 0.302, SLG: 0.432 (1, 4)	4-0 BB		0-0 SF8		0-0 FC3-6 IHR 1B		0-0 F8		
Jose Cruz, L OBP: 0.347, SLG: 0.386 (1, 7)	0-0 F7		0-0 G4-6-3 1B		4-0 FC3-6 BB		0-0 P6		
Alan Ashby, S OBP: 0.328, SLG: 0.427 (1, 2)		0-0 FC1-5-6 2B	0-0 G4-6-3		0-0 FC3-6 IHR		0-0 G3		
Art Howe, R OBP: 0.314, SLG: 0.310 (1, 5)		0-0 FC1-5-6 1B		0-0 G4-6-3 1B		0-0 IHR		0-0 1B	
Denny Walling, L OBP: 0.310, SLG: 0.268 (1, 9)		0-0 F7		0-0 G4-6-3		0-0 SH1-4 1B		0-0 F7	
Don Sutton, R OBP: 0.186, SLG: 0.162 (1, 1)		0-0		0-3 K		0-0 SH1-4			
Dave Smith, R (9, 1)									
Bert Roberge, R (9, 1)		2-3 1B							

Inning Stats	R: 0 E: 0 K: 0 S: 3	H: 0 LOB: 2 BB: 2 P: 11	R: 0 E: 0 K: 1 S: 7	H: 2 LOB: 2 BB: 0 P: 7	R: 2 E: 0 K: 0 S: 5	H: 3 LOB: 0 BB: 0 P: 5	R: 0 E: 0 K: 1 S: 5	H: 1 LOB: 0 BB: 0 P: 5	R: 0 E: 0 K: 0 S: 3	H: 1 LOB: 0 BB: 0 P: 3	R: 3 E: 0 K: 0 S: 6	H: 3 LOB: 1 BB: 1 P: 10	R: 0 E: 0 K: 1 S: 5	H: 0 LOB: 0 BB: 0 P: 5	R: 0 E: 0 K: 0 S: 4	H: 1 LOB: 1 BB: 0 P: 4
1B: 9	SF: 1	WP: 1	PA: 35	2B: 1	SAC: 1	PB: 0	SB: 0	3B: 0	DP: 2	HR: 1	HBP: 0	CS: 1				

PITCHER	IP	WLS	BF	H	R	ER	SO	BB	IBB	HBP	BLK	WP	HR	S	P	ERA	WHIP
Ed Lynch, R ERA: 3.49 (1, 1)	5.1	L	26	10	5	5	2	3	0	0	0	1	0	27	39	8.44	2.438
Jesse Orosco, L ERA: 3.05 (6, 1)	1.2		5	0	0	0	1	0	0	0	0	0	0	7	7	0.00	0.000
Randy Jones, L ERA: 4.53 (8, 1)	1.0		4	1	0	0	0	0	0	0	0	0	0	4	4	0.00	1.000

BOTTOM

New York Mets @ Houston Astros
Astrodome, Houston, TX
Wed Aug 25 1982, 4:33 AM EDT
Att: 9,651 - Dome

livebaseballscorecards.com

AB	30
R	5
H	11
RBI	5
BB	3
SO	3
LOB	14



Batter	1	2	3	4	5	6	7	8	9	AB R H RBI BB SO LOB	TOP																										
Jerry Royster, R (1, 7) OBP: 0.366, SLG: 0.382 (9, 5)	4-0 6-3 E 1B BB	0-0 E 1B	4-0 1-3 BB		0-0 1-2 1B			0-3 K		3 2 2 0 2 1 0																											
Rafael Ramirez, R (1, 6) OBP: 0.304, SLG: 0.349	0-0 E1 6-3 1B	0-0 F9	0-0 F7		0-0 F7			0-0 HR		5 2 1 1 0 0 6																											
Claudell Washington, L (1, 9) OBP: 0.329, SLG: 0.382	0-0 6-3 1-2 2-3	0-0 E1 1B	0-0 F7			0-3 K		0-0 F8		5 1 0 0 0 1 4																											
Dale Murphy, R (1, 8) OBP: 0.369, SLG: 0.533 (9, 7)	4-0 1B 2B BB	0-0 2-H 1B		0-0 P5		0-0 5-3		0-0 6-3		4 1 1 1 1 0 0																											
Bob Horner, R (1, 5) OBP: 0.365, SLG: 0.514 Brett Butler, L (9, 8) OBP: 0.291, SLG: 0.226	0-0 1-2 2-H 3-H 2B 1B	0-0 F7		0-0 P6		0-0 5-3		0-0 F9		5 1 1 2 0 0 1 0 0 0 0 0 0 0																											
Chris Chambliss, L (1, 3) OBP: 0.334, SLG: 0.436	0-3 K		0-0 HR 1B	0-3 K		0-0 F7		4-0 1B BB		4 1 1 0 1 2 2																											
Glenn Hubbard, R (1, 4) OBP: 0.340, SLG: 0.375	0-0 1-H 2-H 2B		0-0 P4		0-0 F7		4-0 1B BB	0-0 G4-6-3 1B		4 0 2 2 1 0 1																											
Matt Sinatro, R (1, 2) OBP: 0.257, SLG: 0.382	0-0 F8		0-0 1-H HR		0-0 FC6-5 2B		0-0 1-2 L4 1B	0-0 G4-6-3		5 1 3 2 0 0 3																											
Bob Walk, R (1, 1) OBP: 0.291, SLG: 0.204 Steve Bedrosian, R (6, 1) OBP: 0.100, SLG: 0.053 Rufino Linares, R (7, PH) OBP: 0.331, SLG: 0.391 Donnie Moore, L (7, 1)		0-0 P6	0-0 WP 1B		0-0 FC6-5 1B		0-0 L4			3 0 1 0 0 0 1 0 0 0 0 0 0 0 1 0 0 0 0 0 2 0 0 0 0 0 0 0																											
Inning Stats	R: 4 E: 1 K: 1 S: 8	H: 2 LOB: 1 BB: 2 P: 16	R: 2 E: 1 K: 0 S: 6	H: 2 LOB: 1 BB: 0 P: 6	R: 2 E: 0 K: 0 S: 6	H: 3 LOB: 2 BB: 1 P: 10	R: 0 E: 0 K: 1 S: 5	H: 0 LOB: 0 BB: 0 P: 5	R: 0 E: 0 K: 0 S: 5	H: 2 LOB: 2 BB: 0 P: 5	R: 0 E: 0 K: 1 S: 5	H: 0 LOB: 0 BB: 0 P: 5	R: 0 E: 0 K: 0 S: 3	H: 1 LOB: 1 BB: 1 P: 7	R: 1 E: 0 K: 1 S: 6	H: 1 LOB: 0 BB: 0 P: 6	R: 0 E: 0 K: 0 S: 3	H: 1 LOB: 1 BB: 1 P: 7	1B: 8 2B: 3 3B: 0 HR: 2	SF: 0 SAC: 0 DP: 2 HBP: 0	WP: 2 PB: 0 SB: 1 CS: 0	PA: 44															
PITCHER	IP WLS BF H R ER SO BB IBB HBP BLK WP HR S P ERA WHIP																																				
Charlie Puleo, R (1, 1) ERA: 4.62	1.2		13	4	6	1	1	2	0	0	0	0	0	13	21	5.40	3.600																				
Pete Falcone, L (2, 1) ERA: 4.2	3.1		16	5	2	2	1	1	0	0	0	1	1	17	21	5.40	1.800																				
Tom Hausman, R (6, 1) ERA: 4.28	1.0		3	0	0	0	1	0	0	0	0	0	0	5	5	0.00	0.000																				
Jesse Orosco, L (7, 1) ERA: 3.08	2.0	L	8	2	1	1	1	1	0	0	0	0	1	9	13	4.50	1.500																				
Mike Scott, R (9, 1) ERA: 4.95	1.0		4	1	0	0	0	1	0	0	0	0	0	3	7	0.00	2.000																				

Atlanta Braves @ New York Mets
Shea Stadium, Flushing, NY
Fri Aug 27 1982, 7:05 PM EDT
Att. 14,133 - Unknown

livebaseballscorecards.com

AB	39
R	9
H	12
RBI	8
BB	5
SO	4
LOB	20



Batter	1	2	3	4	5	6	7	8	9	AB	R	H	RBI	BB	SO	LOB
Mookie Wilson, S OBP: 0.313, SLG: 0.365 (1, 8)	0-0 4-3		0-0 FC7-6-4 2-H 1B		0-0 F8	0-0 1B 1-2 3-H 1B		0-0 F8		5	0	2	2	0	0	1
Bob Bailor, R OBP: 0.313, SLG: 0.327 (1, 6)	0-0 F8 2B		0-0 FC7-6-4 1-3		0-0 5-3	0-0 FC6-4 1-3 2-H 1B		0-0 4-3		5	0	2	1	0	0	2
Ellis Valentine, R OBP: 0.298, SLG: 0.413 (1, 9)	0-0 F8 2-3			0-0 1B 1B 2B		0-0 1B 2B FC6-4		0-0 F9		5	2	2	0	0	0	3
Dave Kingman, R OBP: 0.281, SLG: 0.435 (1, 3)	0-0 F8			0-0 1B 1B 1B		0-0 1B 1B BB 2-3	0-0 6-3		0-3 K	5	2	2	0	0	1	1
George Foster, R OBP: 0.321, SLG: 0.377 (1, 7)		0-0 F3		0-0 G5-4-3 1-3 3-H 1B		0-0 P4	0-0 6-3		0-0 1B	5	0	2	1	0	0	2
Hubie Brooks, R OBP: 0.322, SLG: 0.344 (1, 5)		0-0 6-3		0-0 G5-4-3 1-2 3-H 1B		0-3 K	0-0 1B		0-0 F8	5	0	2	1	0	1	3
Ron Hodges, L OBP: 0.365, SLG: 0.362 (1, 2)		0-0 F7		0-0 G5-4-3 1-2f 2-3		4-0 1B 1B BB	0-0 P6			3	1	0	0	1	0	3
Brian Giles, R OBP: 0.349, SLG: 0.447 (1, 4)			0-0 S 1B	0-3 K		0-0 E 1B 1B 1-2 2-3 3-H		4-0 SH1-4 BB		3	2	2	1	1	1	1
<small>Charlie Puleo, R Pete Falcone, L Mike Howard, S Tom Halverson, R Rusty Staub, L Rick Owbrey, R Jesse Orosco, R Ron Gardenhire, R Mike Scott, R</small>			0-3 K		0-3 K	0-0 E8 1B 1B 1-3 2-H 3-H		0-0 SH1-4		0	0	0	0	0	0	0

BOTTOM

Atlanta Braves @ New York Mets
Shea Stadium, Flushing, NY
Fri Aug 27 1982, 7:05 PM EDT
Att. 14,133 - Unknown

AB	39
R	8
H	15
RBI	8
BB	2
SO	5
LOB	17



Inning Stats	R: 0	H: 1	E: 0	LOB: 1	K: 0	BB: 0	S: 4	P: 4	R: 0	H: 0	E: 0	LOB: 0	K: 0	BB: 0	S: 3	P: 3	R: 1	H: 2	E: 0	LOB: 0	K: 1	BB: 0	S: 6	P: 6	R: 2	H: 4	E: 0	LOB: 1	K: 1	BB: 0	S: 8	P: 8	R: 0	H: 0	E: 0	LOB: 0	K: 1	BB: 0	S: 5	P: 5	R: 5	H: 6	E: 1	LOB: 2	K: 1	BB: 1	S: 11	P: 15	R: 0	H: 1	E: 0	LOB: 1	K: 0	BB: 0	S: 4	P: 4	R: 0	H: 0	E: 0	LOB: 1	K: 0	BB: 1	S: 3	P: 7	R: 0	H: 1	E: 0	LOB: 1	K: 1	BB: 0	S: 6	P: 6	1B: 12	2B: 4	3B: 0	HR: 0	SF: 0	SAC: 1	DP: 2	HBP: 0	WP: 0	PA: 42	PB: 0	SB: 2	CS: 0	ERA	WHIP
Bob Walk, R ERA: 4.87 (1, 1)	5.1	WLS	BF	H	R	ER	SO	BB	IBB	HBP	BLK	WP	HR	S	P	ERA	WHIP																																																																						
Steve Bedrosian, R ERA: 2.42 (6, 1)	0.2		7	4	3	3	1	1	0	0	0	0	0	8	12	40.50	7.500																																																																						
Donnie Moore, R ERA: 3.18 (7, 1)	3.0	W	12	2	0	0	1	1	0	0	0	0	0	13	17	0.00	1.000																																																																						

livebaseballscores.com

Batter	1	2	3	4	5	6	7	8	9	AB R H RBI BB SO LOB	TOP		
Jerry Royster, R (1, 7) OBP: 0.363, SLG: 0.373	4-0 SH1-4 BB		0-0 5-3		0-0 F8			0-0 L6		3 0 0 0 1 0 1			
Rafael Ramirez, R (1, 6) OBP: 0.305, SLG: 0.349	0-0 SH1-4 1-2		0-0 5-3		0-3 K			0-0 HR 1B		3 1 1 0 0 1 1			
Claudell Washington, L (1, 9) OBP: 0.331, SLG: 0.397	0-0 5-3			0-0 HR		0-0 E1 SF8		0-0 HR		4 3 2 3 0 0 1			
Dale Murphy, R (1, 8) OBP: 0.368, SLG: 0.532	0-0 6-3			0-0 1B		0-0 SF8 2-H		0-3 K		3 0 1 1 0 1 1			
Bob Horner, R (1, 5) OBP: 0.362, SLG: 0.509		0-0 6-3		0-0 F2 1-2		0-3 K		0-0 F8		4 0 0 0 0 1 1			
Chris Chambliss, L (1, 3) OBP: 0.331, SLG: 0.432		0-0 4-3		0-0 E7		0-0 G3		0-0 F7		4 0 0 0 0 0 1			
Glenn Hubbard, R (1, 4) OBP: 0.339, SLG: 0.373		4-0 CS BB		0-0 F2		0-0 4-3		0-0 F7		3 0 0 0 1 0 2			
Matt Sinatro, R (1, 2) OBP: 0.282, SLG: 0.378		0-0 CS 1-2	4-0 SH1-4 BB	0-0 6-3		0-0 1-3		0-0 CS 1B		3 0 1 0 1 0 2			
Rick Camp, R (1, 1) Carlos Diaz, R (8, 1) Gene Garber, R (9, 1) OBP: 0.083, SLG: 0.083			0-0 SH1-4 1-2		0-3 K		0-0 F2	0-0 CS 1-2		2 0 0 0 0 1 0 0 0 0 0 0 0 0 0 0 0 0 0 0 0			
Inning Stats	R: 0 H: 0 E: 0 LOB: 1 K: 0 BB: 1 S: 3 P: 7	R: 0 H: 0 E: 0 LOB: 0 K: 0 BB: 1 S: 2 P: 6	R: 0 H: 0 E: 0 LOB: 1 K: 0 BB: 1 S: 3 P: 7	R: 1 H: 2 E: 1 LOB: 2 K: 0 BB: 0 S: 6 P: 6	R: 0 H: 0 E: 0 LOB: 0 K: 2 BB: 0 S: 7 P: 7	R: 1 H: 0 E: 2 LOB: 0 K: 1 BB: 0 S: 6 P: 6	R: 0 H: 0 E: 0 LOB: 0 K: 0 BB: 0 S: 3 P: 3	R: 2 H: 2 E: 0 LOB: 0 K: 1 BB: 0 S: 7 P: 7	R: 0 H: 1 E: 0 LOB: 0 K: 0 BB: 0 S: 3 P: 3	1B: 3 SF: 1 2B: 0 SAC: 2 3B: 0 DP: 0 HR: 2 HBP: 0	WP: 0 PA: 37 PB: 0 SB: 1 CS: 2		
PITCHER Rick Ownbey, R (1, 1) ERA: 6.0 Mike Scott, R (8, 1) ERA: 5.01	IP WLS BF H R ER SO BB IBB HBP BLK WP HR S P ERA WHIP	7.0 0 27 2 2 1 3 3 0 0 0 0 1 30 42 1.29 0.714	2.0 L 8 3 2 2 1 1 0 0 0 0 0 0 1 10 9.00 1.500									PITCHER IP WLS BF H R ER SO BB IBB HBP BLK WP HR S P ERA WHIP	

Atlanta Braves @ New York Mets
Shea Stadium, Flushing, NY
Sat Aug 28 1982, 7:05 PM EDT
Att: 22,017 - Unknown

livebaseballscorecards.com

AB 29
R 4
H 5
RBI 4
BB 3
SO 4
LOB 10



Batter	1	2	3	4	5	6	7	8	9	AB R H RBI BB SO LOB	TOP																
Jerry Royster, R OBP: 0.377, SLG: 0.380 (1, 7) Randy Johnson, R OBP: 0.345, SLG: 0.348 (8, 5)	4-0 BB CS		0-0 1B 3-H		0-0 6-3		0-0 1B E	1-0 1B HBP	4-0 BB FC6-4	3 2 2 1 1 0 1 0 0 0 0 1 0 0																	
Rafael Ramirez, R OBP: 0.303, SLG: 0.347 (1, 6)	0-0 F7 1-2		0-0 6-3		0-0 F8		0-0 1B 1-H	0-0 1B 1-2	0-0 FC6-4	6 1 1 2 0 0 6																	
Claudell Washington, L OBP: 0.335, SLG: 0.400 (1, 9)	0-3 K			0-0 1B 1B		4-0 1B S	0-0 S 1B	0-0 1B 1-3		4 2 3 2 1 1 0																	
Dale Murphy, R OBP: 0.368, SLG: 0.530 (1, 8) (7, 7)		0-3 K		0-0 1B 1B SF8		0-0 F7 1-2	0-3 K 1-2	4-0 IBB		4 1 1 0 1 2 2																	
Bob Homer, R OBP: 0.359, SLG: 0.505 Steve Bedrosian, R OBP: 0.095, SLG: 0.050 (1, 5) (7, 1)		0-0 5-3		0-3 K		0-0 6-3	0-0 F7	0-0 4-3		4 0 0 0 0 1 4 1 0 0 0 0 0 3																	
Chris Chambliss, L OBP: 0.334, SLG: 0.433 (1, 3)		0-0 4-3		0-0 CS 1B 1-3		4-0 1B BB		0-0 F7	0-0 BB E 1B	4 0 2 1 1 0 0																	
Glenn Hubbard, R OBP: 0.340, SLG: 0.372 (1, 4)			4-0 S 1B BB	0-0 SF8		0-0 FC6-4 1B 1-2		0-0 F8	0-3 K	3 1 1 2 1 1 1																	
Bruce Benedict, R OBP: 0.281, SLG: 0.273 (1, 2)			0-0 5-3 1-2	0-0 CS 1-2	4-0 1-3 BB	0-0 FC6-4 1-2		0-0 E 1B 1B	0-0 E5 BB	4 1 1 0 1 0 4																	
Phil Niekro, R OBP: 0.203, SLG: 0.265 Brett Butler, L OBP: 0.288, SLG: 0.223 (1, 1) (7, PH) (7, 8)			0-0 4-3 2-3		0-0 1-3		0-3 K	0-0 E5 HBP 1B	0-3 K	2 0 0 0 0 0 2 3 1 0 0 0 2 3																	
Inning Stats	R: 0 E: 0 K: 1 S: 4	H: 0 LOB: 0 BB: 1 P: 8	R: 0 E: 0 K: 1 S: 5	H: 0 LOB: 0 BB: 0 P: 5	R: 1 E: 0 K: 0 S: 4	H: 1 LOB: 1 BB: 1 P: 8	R: 2 E: 0 K: 1 S: 7	H: 3 LOB: 0 BB: 0 P: 7	R: 0 E: 0 K: 0 S: 3	H: 0 LOB: 1 BB: 1 P: 7	R: 1 E: 0 K: 0 S: 4	H: 1 LOB: 2 BB: 2 P: 12	R: 2 E: 1 K: 2 S: 10	H: 2 LOB: 1 BB: 0 P: 10	R: 3 E: 1 K: 0 S: 7	H: 3 LOB: 3 BB: 1 P: 12	R: 0 E: 1 K: 2 S: 9	H: 1 LOB: 3 BB: 1 P: 13	1B: 11 2B: 0 3B: 0 HR: 0	SF: 1 SAC: 0 DP: 0 HBP: 1	WP: 0 PB: 0 SB: 3 CS: 2	PA: 48					
PITCHER	IP	WLS	BF	H	R	ER	SO	BB	IBB	HBP	BLK	WP	HR	S	P	ERA	WHIP										
Pat Zachry, R ERA: 4.06 (1, 1)	6.0		26	5	4	4	3	5	0	0	0	0	0	27	47	6.00	1.667										
Tom Hausman, R ERA: 4.29 (7, 1)	2.0	L	15	5	5	1	2	0	1	1	0	0	0	17	22	4.50	2.500										
Jesse Orosco, L ERA: 3.05 (9, 1)	1.0		6	1	0	0	2	1	0	0	0	0	0	9	13	0.00	2.000										

Atlanta Braves @ New York Mets
Shea Stadium, Flushing, NY
Sun Aug 29 1982, 3:33 AM EDT
Att: 34,471 - Unknown

livebaseballscorecards.com

AB	38
R	9
H	11
RBI	8
BB	7
SO	7
LOB	26



BOTTOM

Atlanta Braves @ New York Mets
 Shea Stadium, Flushing, NY
 Sun Aug 29 1982, 3:33 AM EDT
 Att. 34,471 - Unknown

livebaseballscorecards.com

AB	37
R	4
H	10
RBI	4
BB	0
SO	7
LOB	18



WP: 0	PA: 38
PB: 0	
SB: 1	
CS: 0	

AB R H RBI BB SO LOB

4	1	1	0	0	1	1
5	0	0	0	0	0	4
4	1	1	0	0	1	3
4	1	1	2	0	1	2
4	0	2	1	0	0	0
4	0	1	1	0	1	1
4	0	1	0	0	1	2
3	0	1	0	0	0	3
1	0	1	0	0	0	0
2	1	1	0	0	1	0
1	0	0	0	0	0	1
0	0	0	0	0	0	0
0	0	0	0	0	0	0
1	0	0	0	0	1	1

Batter	1	2	3	4	5	6	7	8	9
Mookie Wilson, S OBP: 0.315, SLG: 0.365 (1, 8)	0-3 K		0-0 F3		0-0 E3 2B	0-0 4-3			1-0 G4-6-3 HBP
Bob Bailor, R OBP: 0.307, SLG: 0.319 (1, 6)	0-0 E5		0-0 5-3		0-0 F8		0-0 F9		0-0 G4-6-3 1-2f
Ellis Valentine, R OBP: 0.296, SLG: 0.409 (1, 9)	0-0 F9			0-0 1B 1B	0-3 K		0-0 P4		
Dave Kingman, R OBP: 0.282, SLG: 0.443 (1, 3)	0-0 5-3			0-3 K	0-0 1B 2B		0-0 P3		
Rusty Staub, L OBP: 0.318, SLG: 0.359 (1, 7)		0-0 5-3		0-0 1B 1B	0-0 1B		0-0 6-3		
Hubie Brooks, R OBP: 0.323, SLG: 0.345 (1, 5)		0-0 F9		0-0 1B	0-0 F7		0-3 K		
Brian Giles, R OBP: 0.360, SLG: 0.432 (1, 4)		0-0 1B		0-0 P4		0-0 P6		0-3 K	
Bruce Bochy, R OBP: 0.308, SLG: 0.462 (1, 2)		0-0 4-3		0-0 6-3		0-0 2B		0-0 HBP 1B	
Pat Zachry, R OBP: 0.086, SLG: 0.059 (1, 1)			0-3 K		0-0 1B 2B 1B		0-0 F7		0-3 K
George Foster, R OBP: 0.319, SLG: 0.375 (6, PH)									
Tom Hausman, R (7, 1)									
Jesse Orosco, R (9, 1)									
Mike Jorgensen, L (9, PH)									

Inning Stats	R: 0	H: 0	E: 1	K: 1	S: 6	LOB: 1	BB: 0	P: 6
	R: 0	H: 1	E: 0	K: 0	S: 4	LOB: 1	BB: 0	P: 4
	R: 0	H: 0	E: 0	K: 1	S: 5	LOB: 0	BB: 0	P: 5
	R: 1	H: 3	E: 0	K: 1	S: 8	LOB: 2	BB: 0	P: 8
	R: 3	H: 4	E: 1	K: 1	S: 9	LOB: 1	BB: 0	P: 9
	R: 0	H: 1	E: 0	K: 0	S: 4	LOB: 1	BB: 0	P: 4
	R: 0	H: 0	E: 0	K: 0	S: 3	LOB: 0	BB: 0	P: 3
	R: 0	H: 0	E: 0	K: 2	S: 7	LOB: 0	BB: 0	P: 7
	R: 0	H: 1	E: 0	K: 1	S: 5	LOB: 1	BB: 0	P: 6

PITCHER	IP	WLS	BF	H	R	ER	SO	BB	IBB	HBP	BLK	WP	HR	S	P	ERA	WHIP
Phil Niekro, R ERA: 3.75 (1, 1)	6.0	W	28	9	4	4	4	0	0	0	0	0	0	36	36	6.00	1.500
Steve Bedrosian, R ERA: 2.36 (7, 1)	3.0	S	10	1	0	0	3	0	0	1	0	0	0	15	16	0.00	0.333

Houston Astros @ New York Mets
 Shea Stadium, Flushing, NY
 Mon Aug 30 1982, 7:05 PM EDT
 Att. 8,497 - Unknown

livebaseballscorecards.com

AB	32
R	4
H	6
RBI	4
BB	2
SO	1
LOB	6



WP:	0	PA:	34
PB:	0		
SB:	0		
CS:	0		

AB R H RBI BB SO LOB

4	1	2	1	0	0	2
4	1	1	1	0	0	1
3	0	1	2	1	0	0
4	0	0	0	0	0	2
3	0	0	0	1	0	0
4	0	0	0	0	0	1
4	0	0	0	0	0	0
0	0	0	0	0	0	0
3	0	1	0	0	0	0
0	1	0	0	0	0	0
1	0	0	0	0	0	0
1	0	0	0	0	1	0
0	0	0	0	0	0	0
1	1	1	0	0	0	0
0	0	0	0	0	0	0

Batter	1	2	3	4	5	6	7	8	9
Dickie Thon, R (1, 6) OBP: 0.316, SLG: 0.398	0-0 5-3		0-0 1B			0-0 HR		0-0 F8	
Tony Scott, S (1, 8) OBP: 0.268, SLG: 0.296	0-0 4-3		0-0 G3			0-0 4-3		0-0 1B 1B	
Ray Knight, R (1, 3) OBP: 0.365, SLG: 0.420	4-0 BB			0-0 F8		0-0 F8		0-0 1B	
Phil Garner, R (1, 4) OBP: 0.306, SLG: 0.429	0-0 F9			0-0 F8		0-0 F8	0-0 3-1	0-0 5-3	
Jose Cruz, L (1, 7) OBP: 0.344, SLG: 0.377		0-0 6-3		0-0 G1			4-0 F8-4 BB		0-0 F9
Alan Ashby, S (1, 2) OBP: 0.321, SLG: 0.414		0-0 F9			0-0 P4		0-0 F8-4		0-0 F9
Danny Heep, L (1, 9) OBP: 0.307, SLG: 0.375		0-0 F8			0-0 L4			0-0 4-3	0-0 F7
Denny Walling, L (9, 9) OBP: 0.310, SLG: 0.268									
Art Howe, R (1, 5) OBP: 0.314, SLG: 0.319			0-0 5-3		0-0 P4			0-0 1B 1B	
Craig Reynolds, L (8, PR) OBP: 0.311, SLG: 0.311									
Michael LaCoss, R (1, 1) OBP: 0.250, SLG: 0.250			0-0 L6			0-3 K		0-0 1B 1B	
Terry Puhl, L (6, PH) OBP: 0.333, SLG: 0.387									
Frank LaCorte, R (6, 1)									
Harry Spilman, L (8, PH) OBP: 0.250, SLG: 0.333									
Dave Smith, R (8, 1)									

Inning Stats	R: 0	H: 0	E: 0	K: 0	S: 3	P: 7	R: 0	H: 0	E: 0	K: 0	S: 3	P: 3	R: 0	H: 1	E: 0	K: 0	S: 4	P: 4	R: 0	H: 0	E: 0	K: 0	S: 3	P: 3	R: 0	H: 0	E: 0	K: 0	S: 3	P: 3	R: 1	H: 1	E: 0	K: 1	S: 6	P: 6	R: 0	H: 0	E: 0	K: 0	S: 2	P: 6	R: 3	H: 4	E: 0	K: 0	S: 7	P: 7	R: 0	H: 0	E: 0	K: 0	S: 3	P: 3	1B: 5	SF: 0	2B: 1	SAC: 0	3B: 0	DP: 1	HR: 1	HBP: 0	WP: 0	PA: 34
--------------	------	------	------	------	------	------	------	------	------	------	------	------	------	------	------	------	------	------	------	------	------	------	------	------	------	------	------	------	------	------	------	------	------	------	------	------	------	------	------	------	------	------	------	------	------	------	------	------	------	------	------	------	------	------	-------	-------	-------	--------	-------	-------	-------	--------	-------	--------

PITCHER	IP	WLS	BF	H	R	ER	SO	BB	IBB	HBP	BLK	WP	HR	S	P	ERA	WHIP
Craig Swan, R (1, 1) ERA: 3.59	9.0	L	34	6	4	4	1	2	0	0	0	0	1	34	42	4.00	0.889

PITCHER	IP	WLS	BF	H	R	ER	SO	BB	IBB	HBP	BLK	WP	HR	S	P	ERA	WHIP
---------	----	-----	----	---	---	----	----	----	-----	-----	-----	----	----	---	---	-----	------

BOTTOM

Houston Astros @ New York Mets
 Shea Stadium, Flushing, NY
 Mon Aug 30 1982, 7:05 PM EDT
 Att. 8,497 - Unknown

livebaseballscorecards.com

AB	35
R	2
H	6
RBI	2
BB	3
SO	3
LOB	19



AB	R	H	RBI	BB	SO	LOB
5	1	2	0	0	1	1
4	1	0	0	1	0	4
4	0	0	1	0	0	4
4	0	2	1	0	1	2
4	0	0	0	0	0	3
4	0	1	0	0	0	2
3	0	1	0	1	1	0
3	0	0	0	0	0	1
1	0	0	0	0	0	2
0	0	0	0	0	0	0
2	0	0	0	1	0	0
1	0	0	0	0	0	0

Batter	1	2	3	4	5	6	7	8	9
Mookie Wilson, S OBP: 0.316, SLG: 0.365 (1, 8)	0-0 E3 4-3 FC 1B		0-0 F8		0-0 E6 FC4-6		0-0 S 1B		0-3 K
Bob Bailor, R OBP: 0.305, SLG: 0.315 (1, 6) (9, 4)	0-0 4-3 2-3		4-0 BLK 5-3 1B BB		0-0 FC4-6 1-2 2-3		0-0 F7 1-2		0-0 P6
Ellis Valentine, R OBP: 0.292, SLG: 0.403 (1, 9)	0-0 FC F8 1B		0-0 5-3 1-2		0-0 1-3 1-2		0-0 F8		
Dave Kingman, R OBP: 0.284, SLG: 0.443 (1, 3)	0-0 1-2 1B		0-0 2-H 1B		0-0 5-3			0-3 K	
Rusty Staub, L OBP: 0.311, SLG: 0.351 (1, 7)	0-0 F8 2-3		0-0 F9		0-0 F7		0-0 F8		0-0 F8
Hubie Brooks, R OBP: 0.323, SLG: 0.344 (1, 5)	0-0 F8		0-0 F8		0-0 F8		0-0 F8		0-0 1B 1B
Ron Hodges, L OBP: 0.374, SLG: 0.370 (1, 2)		0-3 K	0-0 F7		0-0 F8		0-0 BB 1B		0-0 1-2 1B
Brian Giles, R OBP: 0.340, SLG: 0.404 George Foster, R OBP: 0.319, SLG: 0.374 (8, PH) Ron Gardenhire, R OBP: 0.272, SLG: 0.293 (9, 6)		0-0 6-3	0-0 F8		0-0 G3		0-0 F8		0-0 F8
Craig Swan, R OBP: 0.282, SLG: 0.294 Mike Jorgensen, L OBP: 0.361, SLG: 0.337 (9, PH)		0-0 F9			4-0 FC4-6 E BB		0-0 F9		0-0 F7

Inning	R	H	E	K	S	P	BB	IBB	HBP	BLK	WP	HR	S	P	ERA	WHIP
1	1	2	1	0	6											
2	0	0	0	1	5											
3	1	1	0	0	4											
4	0	0	0	0	3											
5	0	0	1	0	8											
6	0	0	0	1	7											
7	0	1	0	0	4											
8	0	2	0	1	7											
9	0	0	0	1	5											

PITCHER	IP	WLS	BF	H	R	ER	SO	BB	IBB	HBP	BLK	WP	HR	S	P	ERA	WHIP
Michael LaCoss, R ERA: 3.27 (1, 1)	5.0		22	3	2	2	1	2	0	0	1	0	0	22	30	3.60	1.000
Frank LaCorte, R ERA: 4.4 (6, 1)	2.0	W	8	1	0	0	0	1	0	0	0	0	0	7	11	0.00	1.000
Dave Smith, R ERA: 4.42 (8, 1)	2.0	S	8	2	0	0	2	0	0	0	0	0	0	12	12	0.00	1.000

1B	2B	3B	HR	SF	SAC	DP	HBP
6	0	0	0	0	0	0	0
0	0	0	0	0	0	0	0
0	0	0	0	0	0	0	0
0	0	0	0	0	0	0	0
0	0	0	0	0	0	0	0
0	0	0	0	0	0	0	0
0	0	0	0	0	0	0	0
0	0	0	0	0	0	0	0
0	0	0	0	0	0	0	0
0	0	0	0	0	0	0	0
0	0	0	0	0	0	0	0
0	0	0	0	0	0	0	0

WP	HR	S	P	ERA	WHIP
0	0	0	0	0.00	1.000
0	0	0	0	0.00	1.000
0	0	0	0	0.00	1.000

Batter	1	2	3	4	5	6	7	8	9	AB R H RBI BB SO LOB	TOP									
Dickie Thon, R OBP: 0.317, SLG: 0.401 (1, 6)	0-0 BLK 4-3 2B		0-3 K			0-0 5-3	0-0 1-3		0-0 1B 2-3 1B	5 1 2 0 0 1 3										
Tony Scott, S OBP: 0.267, SLG: 0.295 (1, 8)	0-0 4-3 2-H			0-0 4-3		0-0 4-3		0-0 5-3	0-0 1B 1-3 3-H 1B	5 0 1 2 0 0 0										
Ray Knight, R OBP: 0.362, SLG: 0.416 (1, 3)	0-0 5-3			0-0 F7			0-0 4-3	0-0 5-3	0-0 F9	5 0 0 0 0 0 2										
Phil Garner, R OBP: 0.309, SLG: 0.431 (1, 4)	0-0 F8			4-0 BB			0-0 1B 1B	0-0 BB 1B		3 1 2 0 1 0 0										
Jose Cruz, L OBP: 0.345, SLG: 0.377 (1, 7)		0-0 1-3		0-0 L3			0-0 1B 2B 1B	4-0 1-2 BB		3 1 1 0 1 0 1										
Alan Ashby, S OBP: 0.320, SLG: 0.411 (1, 2)		0-0 3-1			0-0 F9		0-0 2B 1B 3-H	0-0 4-3		4 0 1 1 0 0 2										
Danny Heep, L OBP: 0.313, SLG: 0.387 (1, 9)		0-0 G3			0-0 G6-4-3 1B		0-0 2B		0-3 K	3 0 2 1 0 0 0										
Denny Walling, L OBP: 0.308, SLG: 0.266 (7, PR) (7, 9)							1-3 2-H			1 0 0 0 0 1 0										
Art Howe, R OBP: 0.316, SLG: 0.320 (1, 5)			0-0 5-3		0-0 G6-4-3 1-2f		4-0 IBB		0-0 1B SH3-4 1B	3 1 1 0 1 0 1										
Nolan Ryan, R OBP: 0.192, SLG: 0.132 (1, 1)			0-0 6-3			0-0 F8	0-3 K		0-0 SH3-4	3 0 0 0 0 1 3										
Inning Stats	R: 1 E: 0 K: 0 S: 4	H: 1 LOB: 0 BB: 0 P: 4	R: 0 E: 0 K: 0 S: 3	H: 0 LOB: 0 BB: 0 P: 3	R: 0 E: 0 K: 1 S: 5	H: 0 LOB: 0 BB: 0 P: 5	R: 0 E: 0 K: 0 S: 3	H: 1 LOB: 0 BB: 0 P: 3	R: 0 E: 0 K: 0 S: 3	H: 0 LOB: 0 BB: 0 P: 3	R: 2 E: 0 K: 1 S: 9	H: 4 LOB: 3 BB: 1 P: 13	R: 0 E: 0 K: 0 S: 4	H: 1 LOB: 2 BB: 1 P: 8	R: 1 E: 0 K: 1 S: 8	H: 3 LOB: 2 BB: 0 P: 8	1B: 8 2B: 2 3B: 0 HR: 0	SF: 0 SAC: 1 DP: 1 HBP: 0	WP: 0 PB: 0 SB: 0 CS: 0	PA: 39
PITCHER	IP WLS BF H R ER SO BB IBB HBP BLK WP HR S P ERA WHIP																			
Ed Lynch, R ERA: 3.48 (1, 1)	8.0 L 33 7 3 3 2 2 1 0 1 0 0 34 46 3.38 1.125																			
Charlie Puleo, R ERA: 4.65 (9, 1)	1.0 6 3 1 1 1 0 0 0 0 0 0 8 8 9.00 3.000																			

Houston Astros @ New York Mets
Shea Stadium, Flushing, NY
Tue Aug 31 1982, 7:05 PM EDT
Att. 9,577 - Unknown

livebaseballscorecards.com

AB	35
R	4
H	10
RBI	4
BB	3
SO	3
LOB	12



Batter	1	2	3	4	5	6	7	8	9	AB	R	H	RBI	BB	SO	LOB					
Mookie Wilson, S OBP: 0.313, SLG: 0.362 (1, 8)	0-3 K ①		0-3 K ③			0-0 6-3 ②		0-3 K ③		4	0	0	0	0	3	2					
Bob Bailor, R OBP: 0.304, SLG: 0.314 (1, 6)	0-0 F9 ②			0-0 5-3 ①		0-0 F9 ③			0-0 FC5-4 1B ①	4	0	1	0	0	0	0					
Rusty Staub, L OBP: 0.315, SLG: 0.347 (1, 9)	4-0 BB ①			4-0 BB ②			0-0 F7 ①		0-0 F7 ①	2	0	0	0	2	0	1					
Dave Kingman, R OBP: 0.283, SLG: 0.440 (1, 3)	0-3 K ③			0-0 F7 ②			4-0 BB ②		0-0 F8 ②	3	0	0	0	1	1	3					
George Foster, R OBP: 0.316, SLG: 0.371 (1, 7)		0-0 6-3 ①		0-0 F8 ③			0-0 G5-4-3 BB ②		0-0 FC5-4 ③	4	0	0	0	0	0	3					
Hubie Brooks, R OBP: 0.320, SLG: 0.341 (1, 5)		0-0 6-3 ②			0-0 F9 ①			0-0 E2 1B ①		3	0	0	0	0	0	0					
Ron Hodges, L OBP: 0.374, SLG: 0.369 (1, 2)		0-0 F7 ③			0-3 K ②			0-0 1B ①		3	0	1	0	0	1	0					
Brian Giles, R OBP: 0.321, SLG: 0.380 (1, 4)			0-3 K ①		0-0 F8 ③			0-0 F7 ①		3	0	0	0	0	1	2					
Ed Lynch, R (1, 1)			0-3 K ②			0-3 K ①		0-3 K ②		2	0	0	0	0	2	0					
Mike Jorgensen, L OBP: 0.358, SLG: 0.333 (8, PH)										1	0	0	0	0	1	2					
Charlie Puleo, R OBP: 0.152, SLG: 0.114 (9, 1)										0	0	0	0	0	0	0					
Inning Stats	R: 0 E: 0 K: 2 S: 7	H: 0 LOB: 1 BB: 1 P: 11	R: 0 E: 0 K: 0 S: 3	H: 0 LOB: 0 BB: 0 P: 3	R: 0 E: 0 K: 3 S: 9	H: 0 LOB: 0 BB: 0 P: 9	R: 0 E: 0 K: 0 S: 3	H: 0 LOB: 1 BB: 1 P: 7	R: 0 E: 0 K: 1 S: 5	H: 0 LOB: 0 BB: 0 P: 5	R: 0 E: 0 K: 0 S: 2	H: 0 LOB: 0 BB: 1 P: 6	R: 0 E: 1 K: 2 S: 9	H: 1 LOB: 2 BB: 0 P: 9	R: 0 E: 0 K: 0 S: 4	H: 1 LOB: 1 BB: 0 P: 4	1B: 2 2B: 0 3B: 0 HR: 0	SF: 0 SAC: 0 DP: 1 HBP: 0	WP: 0 PB: 0 SB: 0 CS: 0	PA: 32	
PITCHER Nolan Ryan, R ERA: 3.22 (1, 1)	IP 9.0	WLS W	BF 32	H 2	R 0	ER 0	SO 9	BB 3	IBB 0	HBP 0	BLK 0	WP 0	HR 0	S 47	P 59	ERA 0.00	WHIP 0.556				
PITCHER	IP	WLS	BF	H	R	ER	SO	BB	IBB	HBP	BLK	WP	HR	S	P	ERA	WHIP				

BOTTOM

Houston Astros @ New York Mets
 Shea Stadium, Flushing, NY
 Tue Aug 31 1982, 7:05 PM EDT
 Att. 9,577 - Unknown

livebaseballscorecards.com

AB	29
R	0
H	2
RBI	0
BB	3
SO	9
LOB	13



Houston Astros @ New York Mets
 Shea Stadium, Flushing, NY
 Wed Sep 01 1982, 7:05 PM EDT
 Att. 4,488 - Unknown

livebaseballscorecards.com

AB	30
R	1
H	6
RBI	1
BB	4
SO	5
LOB	14



WP	1	PA	34
PB	0		
SB	0		
CS	0		

Batter	1	2	3	4	5	6	7	8	9	AB	R	H	RBI	BB	SO	LOB
Dickie Thon, R OBP: 0.316, SLG: 0.399 (1, 6)	0-0 F8			0-0 6-3	0-0 P5			0-0 FC5-4 1B		4	0	1	0	0	0	3
Tony Scott, S OBP: 0.267, SLG: 0.294 (1, 8)	0-0 6-3			0-0 1B		0-0 F8		0-0 FC5-4 G4-6-3		4	0	1	0	0	0	2
Ray Knight, R OBP: 0.359, SLG: 0.413 (1, 3)	0-3 K			0-0 P5		0-0 4-3		0-0 G4-6-3		4	0	0	0	0	1	3
Phil Garner, R OBP: 0.309, SLG: 0.431 (1, 4)		0-3 K		0-0 F9		0-0 2B			0-3 K	4	0	1	0	0	2	1
Jose Cruz, L OBP: 0.346, SLG: 0.377 (1, 7)		4-0 BB			0-0 FC5-4 1B	0-0 F7			0-0 F7	3	0	1	0	1	0	1
Alan Ashby, S OBP: 0.319, SLG: 0.420 (1, 2)		0-0 F7-6-3			0-0 FC5-4 FC6-4		0-0 5-3		0-0 HR	4	1	1	1	0	0	2
Danny Heep, L OBP: 0.312, SLG: 0.395 (1, 9)			0-0 4-3		0-0 FC6-4 BB WP		0-0 FC8-2 3B		0-3 K	4	0	1	0	0	1	1
Art Howe, R OBP: 0.316, SLG: 0.318 (1, 5)			0-3 K		4-0 BB		0-0 FC8-2			2	0	0	0	1	1	1
Vern Ruhle, R OBP: 0.216, SLG: 0.121 (1, 1)			0-0 P5		4-0 BB			4-0 FC5-4 1B		1	0	0	0	0	0	0
Alan Knicely, R OBP: 0.272, SLG: 0.254 (5, PH)										0	0	0	0	1	0	0
Terry Puhl, L OBP: 0.253, SLG: 0.387 (5, PR)										0	0	0	0	0	0	0
Frank LaCorte, R (5, 1)										0	0	0	0	0	0	0
Tim Tolman, R (8, PH)										0	0	0	0	1	0	0
Bert Roberge, R (8, 1)										0	0	0	0	0	0	0

Inning Stats	R: 0 E: 0 K: 1 S: 5	H: 0 LOB: 0 BB: 0 P: 5	R: 0 E: 0 K: 1 S: 4	H: 0 LOB: 0 BB: 1 P: 8	R: 0 E: 0 K: 1 S: 5	H: 0 LOB: 0 BB: 0 P: 5	R: 0 E: 0 K: 0 S: 4	H: 1 LOB: 1 BB: 0 P: 4	R: 0 E: 0 K: 0 S: 4	H: 1 LOB: 3 BB: 2 P: 12	R: 0 E: 0 K: 0 S: 4	H: 1 LOB: 1 BB: 0 P: 4	R: 0 E: 0 K: 0 S: 3	H: 1 LOB: 0 BB: 0 P: 3	R: 0 E: 0 K: 0 S: 3	H: 1 LOB: 1 BB: 1 P: 7	R: 1 E: 0 K: 2 S: 8	H: 1 LOB: 0 BB: 0 P: 8	1B: 3 2B: 3 3B: 1 HR: 1	SF: 0 SAC: 0 DP: 3 HBP: 0	WP: 1 PA: 34
--------------	------------------------------	---------------------------------	------------------------------	---------------------------------	------------------------------	---------------------------------	------------------------------	---------------------------------	------------------------------	----------------------------------	------------------------------	---------------------------------	------------------------------	---------------------------------	------------------------------	---------------------------------	------------------------------	---------------------------------	----------------------------------	------------------------------------	-----------------


PITCHER	IP	WLS	BF	H	R	ER	SO	BB	IBB	HBP	BLK	WP	HR	S	P	ERA	WHIP
Pete Falcone, L ERA: 4.01 (1, 1)	9.0	W	34	6	1	1	5	4	0	0	0	1	1	40	56	1.00	1.111

Batter	1	2	3	4	5	6	7	8	9
Mookie Wilson, S OBP: 0.315, SLG: 0.363 (1, 8)	0-0 BB 1B	0-0 G3-6 1-2f			0-0 5-3 S PB 1B		0-0 F8		
Bob Bailor, R OBP: 0.304, SLG: 0.312 (1, 4)	4-0 1B SF7 BB		0-0 6-3		0-0 5-3 1-3		0-0 F8		
Rusty Staub, L OBP: 0.325, SLG: 0.354 (1, 9)	0-0 1B 1B		0-0 HR 1B		4-0 BB 3-H		0-0 G3		
Mike Howard, S OBP: 0.238, SLG: 0.167 (8, 9)	1-3 2-H 1B 1B		0-3 K 2		0-3 K 2		0-0 F9		
Dave Kingman, R OBP: 0.281, SLG: 0.436 (1, 3)	0-3 K 1		0-3 K 2		0-3 K 3		0-0 1B 1B		
Mike Jorgensen, L OBP: 0.358, SLG: 0.333 (9, 3)									
George Foster, R OBP: 0.318, SLG: 0.379 (1, 7)	0-0 SF7 3-H		0-0 HR 1-H		0-3 K 3		0-0 F8		
Ron Hodges, L OBP: 0.376, SLG: 0.373 (1, 2)	0-0 1B 1-2 1B		0-0 F8 3		0-0 F8 1		0-0 1B 1-2 1B		
Hubie Brooks, R OBP: 0.319, SLG: 0.340 (1, 5)	0-0 1B 1-2 2-H 1B		0-0 4-3 1		0-0 P4 2		0-0 1-3 3		
Ron Gardenhire, R OBP: 0.273, SLG: 0.293 (1, 6)			0-0 F3 1		0-0 G4-6-3 1B 1		0-0 6-3 3		
Pete Falcone, L OBP: 0.133, SLG: 0.156 (1, 1)			0-0 G3-6 1B 1		0-0 G4-6-3 1-2f 3		0-3 K 1		

AB R H RBI BB SO LOB

4	2	2	0	0	0	1
3	1	0	0	1	0	1
2	1	2	1	1	0	0
1	0	0	0	0	0	0
4	0	0	0	0	3	4
0	0	0	0	0	0	0
3	1	2	3	0	1	1
4	0	2	0	0	0	0
4	0	1	0	0	0	2
3	0	1	0	0	0	0
3	0	1	0	0	1	1

AB	31
R	5
H	11
RBI	4
BB	2
SO	5
LOB	10



1B:	10	SF:	1	WP:	0	PA:	34
2B:	0	SAC:	0	PB:	1		
3B:	0	DP:	2	SB:	1		
HR:	1	HBP:	0	CS:	0		

PITCHER	IP	WLS	BF	H	R	ER	SO	BB	IBB	HBP	BLK	WP	HR	S	P	ERA	WHIP
---------	----	-----	----	---	---	----	----	----	-----	-----	-----	----	----	---	---	-----	------

R: 2	H: 4	R: 0	H: 1	R: 0	H: 2	R: 1	H: 1	R: 0	H: 0	R: 0	H: 2						
E: 0	LOB: 3	E: 0	LOB: 0	E: 0	LOB: 0	E: 0	LOB: 0	E: 0	LOB: 0	E: 0	LOB: 2						
K: 1	BB: 1	K: 0	BB: 0	K: 1	BB: 0	K: 2	BB: 1	K: 1	BB: 0	K: 0	BB: 0						
S: 8	P: 12	S: 3	P: 3	S: 7	P: 7	S: 8	P: 12	S: 5	P: 5	S: 5	P: 5						
Vern Ruhle, R ERA: 3.85 (1, 1)	4.0	WLS	L	H	R	ER	SO	BB	IBB	HBP	BLK	WP	HR	S	P	ERA	WHIP
Frank LaCorte, R ERA: 4.19 (5, 1)	3.0			1	1	0	3	1	0	0	0	0	0	16	20	0.00	0.667
Bert Roberge, R ERA: 4.03 (8, 1)	1.0			2	0	0	0	0	0	0	0	0	0	5	5	0.00	2.000

Houston Astros @ New York Mets
Shea Stadium, Flushing, NY
Wed Sep 01 1982, 7:05 PM EDT
Att. 4,488 - Unknown

livebaseballscores.com

Batter	1	2	3	4	5	6	7	8	9	AB R H RBI BB SO LOB	TOP									
Duane Walker, L (1, 7) OBP: 0.325, SLG: 0.367	0-3 K		4-0 G4-6-3 BB		0-0 SH1-3		0-0 F8		0-0 4-3	3 0 0 0 1 1 0										
Ron Oester, S (1, 4) OBP: 0.296, SLG: 0.337	0-0 6-3		0-0 G4-6-3		4-0 PB BB		0-0 F7		0-0 1-3	4 0 0 0 1 0 2										
Dave Concepcion, R (1, 6) OBP: 0.346, SLG: 0.378	0-3 K			4-0 1B S BLK BB	0-3 K		4-0 BB BB		0-0 F8	3 1 0 0 2 2 2										
Dan Driessen, L (1, 3) OBP: 0.377, SLG: 0.420		0-0 BLK 1B		0-0 BLK 1B	4-0 BB		4-0 BB			2 0 2 0 2 0 0										
Cesar Cedeno, R (1, 8) OBP: 0.353, SLG: 0.421		0-0 F8		0-3 K	0-0 1-3		0-0 F2			4 0 0 0 0 1 7										
Johnny Bench, R (1, 5) OBP: 0.308, SLG: 0.365		0-3 K		0-0 F8		0-0 F7		0-0 F7		4 0 0 0 0 1 2										
Wayne Krenchicki, L (8, 5) OBP: 0.324, SLG: 0.365										0 0 0 0 0 0 0										
Paul Householder, S (1, 9) OBP: 0.261, SLG: 0.325		0-0 4-3		4-0 BB		0-3 K		0-0 4-3		3 0 0 0 1 1 1										
Dave Vangorder, R (1, 2) OBP: 0.272, SLG: 0.233			0-0 BB 1B		0-0 F7		4-0 FC5-4 BB		0-0 1B	3 0 2 0 1 0 2										
Frank Pastore, R (1, 1) OBP: 0.196, SLG: 0.280			0-3 K		0-0 PB SH1-3 1B		0-0 FC5-4		0-0 4-3	4 0 1 0 0 1 3										
Brad Lesley, R (9, 1)										0 0 0 0 0 0 0										
Inning Stats	R: 0 E: 0 K: 2 S: 7	H: 0 LOB: 0 BB: 0 P: 7	R: 0 E: 0 K: 1 S: 6	H: 1 LOB: 1 BB: 0 P: 6	R: 0 E: 0 K: 1 S: 5	H: 1 LOB: 1 BB: 1 P: 9	R: 1 E: 0 K: 1 S: 6	H: 1 LOB: 2 BB: 2 P: 14	R: 0 E: 0 K: 1 S: 6	H: 1 LOB: 3 BB: 2 P: 14	R: 0 E: 0 K: 0 S: 3	H: 0 LOB: 1 BB: 1 P: 9	R: 0 E: 0 K: 0 S: 4	H: 1 LOB: 1 BB: 0 P: 4	R: 0 E: 0 K: 0 S: 3	H: 0 LOB: 0 BB: 0 P: 3	1B: 5 2B: 0 3B: 0 HR: 0	SF: 0 SAC: 1 DP: 1 HBP: 0	WP: 0 PB: 1 SB: 1 CS: 0	PA: 39
PITCHER Rick Ownbey, R (1, 1) ERA: 4.13	IP: 9.0 WLS: L BF: 39 H: 5 R: 1 ER: 1 SO: 7 BB: 8 IBB: 0 HBP: 0 BLK: 2 WP: 0 HR: 0 S: 45 P: 77 ERA: 1.00 WHIP: 1.444																			

Cincinnati Reds @ New York Mets
 Shea Stadium, Flushing, NY
 Fri Sep 03 1982, 7:05 PM EDT
 Att. 8,570 - Unknown

livebaseballscorecards.com

AB	30
R	1
H	5
RBI	0
BB	8
SO	7
LOB	19



Batter	1	2	3	4	5	6	7	8	9	AB	R	H	RBI	BB	SO	LOB
Mookie Wilson, S OBP: 0.312, SLG: 0.361 (1, 8)	0-0 P4		0-0 4-3		0-0 5-3		0-0 FC6-4			4	0	0	0	0	0	2
Bob Bailor, R OBP: 0.303, SLG: 0.311 (1, 4)	0-0 6-3		0-0 F9			0-0 F7		0-0 SH1-4 1B		4	0	1	0	0	0	0
Rusty Staub, L OBP: 0.325, SLG: 0.350 (1, 9) Mike Howard, S OBP: 0.238, SLG: 0.167 (6, PR) (7, 9)	0-0 6-3			0-0 F7		4-0 BB BB		0-0 SH1-4 1-2		2	0	0	0	1	0	0
Dave Kingman, R OBP: 0.285, SLG: 0.439 (1, 3)		0-0 1B 1B		0-0 1B		0-0 1-2 1B		0-0 F7		4	0	3	0	0	0	1
George Foster, R OBP: 0.315, SLG: 0.376 (1, 7)		0-0 F9		0-3 K		0-3 K		0-0 1-3		4	0	0	0	0	2	5
Ron Hodges, L OBP: 0.379, SLG: 0.382 (1, 2)		0-0 1-2 1B		0-0 F7		0-3 K				4	0	2	0	0	1	3
Hubie Brooks, R OBP: 0.316, SLG: 0.336 (1, 5)		0-3 K			0-0 4-3		0-0 F9		0-3 K	4	0	0	0	0	2	3
Ron Gardenhire, R OBP: 0.273, SLG: 0.291 (1, 6) Mike Jorgensen, L OBP: 0.355, SLG: 0.330 (9, PH)		0-0 G3			4-0 SH3-4 BB		0-0 F9		0-3 K	2	0	0	0	1	0	2
Rick Ownbey, R OBP: 0.333, SLG: 0.200 (1, 1) Gary Rajsich, L OBP: 0.258, SLG: 0.296 (9, PH)			0-3 K		0-0 SH3-4		0-0 FC6-4 1B		0-0 F3	1	0	0	0	0	0	1


Inning Stats	R: 0	H: 0	E: 0	K: 0	S: 3	R: 0	H: 2	E: 0	K: 1	S: 7	R: 0	H: 0	E: 0	K: 1	S: 5	R: 0	H: 1	E: 0	K: 1	S: 6	R: 0	H: 0	E: 0	K: 0	S: 3	R: 0	H: 1	E: 0	K: 2	S: 8	R: 0	H: 1	E: 0	K: 0	S: 4	R: 0	H: 1	E: 0	K: 0	S: 4	R: 0	H: 1	E: 0	K: 2	S: 8	R: 0	H: 1	E: 0	K: 2	S: 8	1B: 6	SF: 0	2B: 1	SAC: 2	3B: 0	DP: 0	HR: 0	HBP: 0	WP: 0	PA: 36
--------------	------	------	------	------	------	------	------	------	------	------	------	------	------	------	------	------	------	------	------	------	------	------	------	------	------	------	------	------	------	------	------	------	------	------	------	------	------	------	------	------	------	------	------	------	------	------	------	------	------	------	-------	-------	-------	--------	-------	-------	-------	--------	-------	--------

PITCHER	IP	WLS	BF	H	R	ER	SO	BB	IBB	HBP	BLK	WP	HR	S	P	ERA	WHIP
Frank Pastore, R ERA: 3.64 (1, 1)	8.0	W	33	7	0	0	5	2	0	0	0	0	0	41	49	0.00	1.125
Brad Lesley, R ERA: 0.74 (9, 1)	1.0	S	3	0	0	0	2	0	0	0	0	0	0	7	7	0.00	0.000

BOTTOM

Cincinnati Reds @ New York Mets
 Shea Stadium, Flushing, NY
 Fri Sep 03 1982, 7:05 PM EDT
 Att. 8,570 - Unknown

AB	32
R	0
H	7
RBI	0
BB	2
SO	7
LOB	18



PITCHER	IP	WLS	BF	H	R	ER	SO	BB	IBB	HBP	BLK	WP	HR	S	P	ERA	WHIP
---------	----	-----	----	---	---	----	----	----	-----	-----	-----	----	----	---	---	-----	------

Batter	1	2	3	4	5	6	7	8	9	AB R H RBI BB SO LOB	TOP									
Duane Walker, L (1, 7) OBP: 0.317, SLG: 0.356	0-3 K		0-3 K	0-0 F7		0-0 1-3			0-0 F8	5 0 0 0 0 2 4										
Ron Oester, S (1, 4) OBP: 0.295, SLG: 0.335	0-0 FC6-4 1B		0-0 3-1		0-3 K		0-0 F8		0-0 P6	5 0 1 0 0 1 0										
Dave Concepcion, R (1, 6) OBP: 0.345, SLG: 0.376	0-0 F9		0-0 PB 1B		0-0 6-3		0-3 K		0-3 K	5 0 1 0 0 2 1										
Dan Driessen, L (1, 3) OBP: 0.378, SLG: 0.421	0-0 FC6-4 1-2f		0-0 6-3		0-0 1B		0-0 FC6-4 1B			4 0 2 0 0 0 2										
Cesar Cedeno, R (1, 8) OBP: 0.352, SLG: 0.420		0-0 6-3		0-0 2B 1B		0-0 F7		0-0 FC6-4 1-2f		4 0 1 0 0 0 2										
Johnny Bench, R (1, 5) OBP: 0.310, SLG: 0.382		0-0 HR		0-0 1-3 2B		0-3 K		0-0 FC3-6 1B		4 1 3 1 0 1 0										
Paul Householder, S (1, 9) OBP: 0.263, SLG: 0.326		0-0 6-3		4-0 BB BB		0-0 1B 1B		0-0 FC3-6 1-2f		3 0 1 0 1 0 1										
Dave Vangorder, R (1, 2) OBP: 0.280, SLG: 0.243		0-0 FC5-4 1B		0-3 K 1B		0-0 WP 1B		0-0 5-3		4 1 2 0 0 1 4										
Bruce Berenyi, R (1, 1) OBP: 0.226, SLG: 0.269		0-0 FC5-4		0-0 P4		0-0 1B		0-0 F7		2 0 0 0 0 0 4										
Larry Bittner, L (6, PH) OBP: 0.371, SLG: 0.425										1 0 1 1 0 0 0										
Joe Price, R (6, 1) OBP: 0.333, SLG: 0.333										0 0 0 0 0 0 0										
Wayne Krenchicki, L (8, PH) OBP: 0.322, SLG: 0.363										1 0 0 0 0 0 1										
Greg Harris, S (8, 1) OBP: 0.133, SLG: 0.133										0 0 0 0 0 0 0										
Inning Stats	R: 0 E: 0 K: 1 S: 6	H: 1 LOB: 1 BB: 0 P: 6	R: 1 E: 0 K: 0 S: 5	H: 2 LOB: 1 BB: 0 P: 5	R: 0 E: 0 K: 1 S: 6	H: 1 LOB: 1 BB: 0 P: 6	R: 0 E: 0 K: 1 S: 6	H: 1 LOB: 1 BB: 0 P: 6	R: 1 E: 0 K: 1 S: 7	H: 3 LOB: 1 BB: 0 P: 7	R: 0 E: 0 K: 1 S: 6	H: 1 LOB: 1 BB: 0 P: 6	R: 0 E: 0 K: 1 S: 4	H: 1 LOB: 1 BB: 0 P: 4	R: 0 E: 0 K: 1 S: 5	H: 0 LOB: 0 BB: 0 P: 5	1B: 10 2B: 1 3B: 0 HR: 1	SF: 0 SAC: 0 DP: 0 HBP: 0	WP: 1 PB: 1 SB: 1 CS: 0	PA: 39
PITCHER	IP WLS BF H R ER SO BB IBB HBP BLK WP HR S P ERA WHIP																			
Craig Swan, R (1, 1) ERA: 3.52	5.0 W 23 7 1 1 4 1 0 0 0 0 1 30 34 1.80 1.600																			
Charlie Puleo, R (6, 1) ERA: 4.59	4.0 S 16 5 1 1 3 0 0 0 0 1 0 22 22 2.25 1.250																			

Cincinnati Reds @ New York Mets
 Shea Stadium, Flushing, NY
 Sat Sep 04 1982, 7:05 PM EDT
 Att: 11,032 - Unknown

livebaseballscorecards.com

AB	38
R	2
H	12
RBI	2
BB	1
SO	7
LOB	19



Batter	1	2	3	4	5	6	7	8	9	AB	R	H	RBI	BB	SO	LOB
Mookie Wilson, S OBP: 0.313, SLG: 0.362 (1, 8)	0-0 6-3 BB	4-0 BB 1-2 2-3		0-0 1-3 2B		0-0 P1		0-0 4-3		4	0	1	0	1	0	1
Bob Bailor, R OBP: 0.300, SLG: 0.307 (1, 6)	0-0 F9	0-0 3-1 BB		0-0 6-3		0-0 6-3				4	0	0	0	0	0	6
George Foster, R OBP: 0.315, SLG: 0.373 (1, 7)	0-0 F9		0-0 5-3	0-0 5-3			4-0 BB 6-3 BB			3	0	0	0	1	0	2
Dave Kingman, R OBP: 0.285, SLG: 0.444 (1, 3)		0-0 P4	0-0 HR		0-3 K		0-3 K			4	1	1	1	0	2	1
Gary Rajsich, L OBP: 0.258, SLG: 0.294 (1, 9)		0-0 BB 1B	0-0 F9		0-0 G3		0-0 6-3			4	1	1	0	0	0	1
Ron Hodges, L OBP: 0.391, SLG: 0.401 (1, 2)		4-0 BB 1B SF9 BB	0-0 3B		0-0 1B		4-0 BB BB			2	1	2	0	2	0	0
Hubie Brooks, R OBP: 0.315, SLG: 0.335 (1, 5)		0-0 BB BB 1B	0-0 6-3		0-0 3-1		0-3 K			4	0	1	1	0	1	4
Brian Giles, R OBP: 0.317, SLG: 0.365 (1, 4)		0-0 SF9		0-0 P4		4-0 BB E BB		0-0 F7		2	0	0	1	1	0	0
Craig Swan, R OBP: 0.317, SLG: 0.294 Charlie Puleo, R OBP: 0.146, SLG: 0.109 (6, 1)		4-0 BB 1-2 BB		4-0 BB 2B BB		0-0 B1-3		0-0 L1		0	0	0	0	2	0	0
										2	0	0	0	0	0	1


Inning Stats	R: 0	H: 0	E: 0	K: 0	S: 3	R: 2	H: 2	E: 0	K: 0	S: 5	R: 1	H: 2	E: 0	K: 0	S: 5	R: 0	H: 1	E: 0	K: 1	S: 6	R: 0	H: 0	E: 0	K: 2	S: 7	R: 0	H: 0	E: 0	K: 0	S: 3	R: 0	H: 0	E: 0	K: 0	S: 3	
	0	0	0	0	3	2	2	0	0	5	1	2	0	0	5	0	1	0	1	6	0	0	0	0	0	7	0	0	0	0	3	0	0	0	0	3
	0	0	0	0	3	2	2	0	0	5	1	2	0	0	5	0	1	0	1	6	0	0	0	0	7	0	0	0	0	3	0	0	0	0	3	

BOTTOM

Cincinnati Reds @ New York Mets
Shea Stadium, Flushing, NY
Sat Sep 04 1982, 7:05 PM EDT
Att. 11,032 - Unknown

livebaseballscorecards.com

AB	29
R	3
H	6
RBI	3
BB	7
SO	3
LOB	16



WP: 0	PA: 37
PB: 0	SB: 0
CS: 0	

PITCHER	IP	WLS	BF	H	R	ER	SO	BB	IBB	HBP	BLK	WP	HR	S	P	ERA	WHIP
Bruce Berenyi, R ERA: 3.48 (1, 1)	5.0	L	25	6	3	3	1	4	0	0	0	0	1	23	39	5.40	2.000
Joe Price, L ERA: 3.18 (6, 1)	2.0		9	0	0	0	2	3	0	0	0	0	0	10	22	0.00	1.500
Greg Harris, R ERA: 4.61 (8, 1)	1.0		3	0	0	0	0	0	0	0	0	0	0	3	3	0.00	0.000

Batter	1	2	3	4	5	6	7	8	9	AB R H RBI BB SO LOB	TOP											
Tom Lawless, R (1, 4) OBP: 0.245, SLG: 0.248 Charlie Leibrandt, R (6, 1) OBP: 0.125, SLG: 0.087 Mike Vail, R (9, PH) OBP: 0.275, SLG: 0.394	0-3 K	0-0 1-3		0-0 1B 2-3 1B		0-0 F7			0-0 F9	4 0 1 0 0 1 3 0 0 0 0 0 0 0 1 0 0 0 0 0 0												
Duane Walker, L (1, 9) OBP: 0.319, SLG: 0.358	0-0 F9		0-0 P4	0-0 1B G5-4-3			0-0 1B L1-3		0-0 6-3	5 0 2 1 0 0 0												
Cesar Cedeno, R (1, 8) OBP: 0.355, SLG: 0.423	4-0 BB		0-0 BB 2B	0-0 1B G5-4-3			0-0 1B L1-3		0-0 1B	4 0 2 0 1 0 3												
Dan Driessen, L (1, 3) OBP: 0.376, SLG: 0.417	0-3 K		4-0 BB BB		0-0 G3		0-3 K		0-0 F8	4 0 0 0 1 2 2												
Johnny Bench, R (1, 5) OBP: 0.310, SLG: 0.380		0-0 1B FC6-5-4-3	0-3 K		0-0 F3			0-0 E6 FC6-4		4 1 1 0 0 1 2												
Larry Bittner, L (1, 7) OBP: 0.374, SLG: 0.429		0-0 2B FC6-5-4-3	4-0 BB 1-2 2-3 BB		0-0 4-3			0-3 K		3 0 1 0 1 1 1												
Ron Oester, S (1, 6) OBP: 0.292, SLG: 0.333		0-0 FC6-5-4-3	0-0 FC3-6					0-0 FC6-4		4 0 0 1 0 0 5												
Alex Trevino, R (1, 2) OBP: 0.302, SLG: 0.289		0-0 BB 1B		0-0 1B SH1 1B		0-0 1B		0-0 1B		4 1 4 0 0 0 0												
Bob Shirley, R (1, 1) OBP: 0.156, SLG: 0.129 Ben Hayes, R (2, 1) Wayne Krenchicki, L (6, PH) OBP: 0.318, SLG: 0.358		4-0 BB	0-0 SH1			0-0 F9		0-0 F7		0 0 0 0 1 0 0 0 0 0 0 0 0 0 2 0 0 0 0 0 3												
Inning Stats	R: 0 E: 0 K: 2 S: 7	H: 0 LOB: 1 BB: 1 P: 11	R: 1 E: 0 K: 0 S: 5	H: 3 LOB: 2 BB: 1 P: 9	R: 0 E: 0 K: 1 S: 6	H: 1 LOB: 3 BB: 2 P: 14	R: 1 E: 0 K: 0 S: 5	H: 3 LOB: 1 BB: 0 P: 5	R: 0 E: 0 K: 0 S: 3	H: 0 LOB: 0 BB: 0 P: 3	R: 0 E: 0 K: 1 S: 5	H: 1 LOB: 1 BB: 0 P: 5	R: 0 E: 1 K: 1 S: 7	H: 1 LOB: 2 BB: 0 P: 7	R: 0 E: 0 K: 0 S: 4	H: 1 LOB: 1 BB: 0 P: 4	R: 0 E: 0 K: 0 S: 4	H: 1 LOB: 1 BB: 0 P: 4	1B: 9 2B: 4 3B: 0 HR: 0	SF: 0 SAC: 1 DP: 3 HBP: 0	WP: 0 PB: 0 SB: 0 CS: 0	PA: 40
PITCHER	IP WLS BF H R ER SO BB IBB HBP BLK WP HR S P ERA WHIP																					
Ed Lynch, R (1, 1) ERA: 3.45 Jesse Orosco, L (7, 1) ERA: 2.95	6.0 W 28 8 2 2 3 4 0 0 0 0 0 0 30 46 3.00 2.000																					

Cincinnati Reds @ New York Mets
 Shea Stadium, Flushing, NY
 Sun Sep 05 1982, 3:33 AM EDT
 Att: 13,644 - Unknown

livebaseballscorecards.com

AB	35
R	2
H	11
RBI	2
BB	4
SO	5
LOB	19



Batter	1	2	3	4	5	6	7	8	9
Mookie Wilson, S (1, 8) OBP: 0.312, SLG: 0.359	0-0 E5 CS	4-0 HR BB		0-0 FC3-6 1-2f		0-3 K		0-0 P4	
Bob Bailor, R (1, 6) OBP: 0.298, SLG: 0.304	0-0 F7 1-2	0-0 SF7		4-0 BB 1-2		0-0 3-1		0-0 5-3	
Ellis Valentine, R (1, 9) OBP: 0.293, SLG: 0.417	0-3 K	0-0 HR 1-H 2-H		0-0 F7		0-3 K		0-0 HBP 2B	
Dave Kingman, R (1, 3) OBP: 0.288, SLG: 0.452		BB 1B				0-0 6-3		4-0 HBP IBB	
Mike Jorgensen, L (8, PR) OBP: 0.355, SLG: 0.330		K							
George Foster, R (1, 7) OBP: 0.316, SLG: 0.373		4-0 BB 1B 1-2	0-3 K2-3		0-0 E 1B		0-0 L6	1-0 HBP	
Mike Howard, S (8, 7) OBP: 0.273, SLG: 0.167		BB BB						1-2 2-3 HBP	
Hubie Brooks, R (1, 5) OBP: 0.314, SLG: 0.332		4-0 1B SH 1-2 2-3	0-0 F9		0-0 E5 1B 1-2		0-0 4-3	0-0 4-3	
Brian Giles, R (1, 4) OBP: 0.313, SLG: 0.357		0-0 F9	0-0 F3		0-3 K		0-0 2B 1B		
Bruce Bochy, R (1, 2) OBP: 0.412, SLG: 0.588		0-0 SH SF7 1-2 2-H 3-H 1B		0-3 K	0-0 1B 1-2 2-H		0-0 1-H 2B		
Ed Lynch, R (1, 1)		0-0 SH HR 1-3 2-H		4-0 FC3-6 BB	0-3 K		0-3 K		
Jesse Orosco, R (7, 1)									

AB	R	H	RBI	BB	SO	LOB
4	1	0	0	1	1	1
3	0	0	1	1	0	1
5	1	2	3	0	2	2
4	2	2	1	1	1	0
0	0	0	0	0	0	0
3	2	1	0	1	1	0
0	0	0	0	0	0	0
4	1	0	0	1	0	4
4	1	1	0	0	1	5
4	1	3	4	0	1	0
1	1	0	0	1	1	2
1	0	0	0	0	1	1


AB	R	H	RBI	BB	SO	LOB
33	10	9	9	6	9	16

Inning Stats	R	H	E	K	S	P	IP	WLS	BF	H	R	ER	SO	BB	IBB	HBP	BLK	WP	HR	S	P	ERA	WHIP
	0	0	1	5	5																		
	7	3	1	9	9																		
	0	0	0	5	5																		
	0	0	0	5	5																		
	1	2	1	10	10																		
	0	0	0	7	7																		
	2	3	0	8	8																		
	0	1	0	7	7																		

Cincinnati Reds @ New York Mets
Shea Stadium, Flushing, NY

Sun Sep 05 1982, 3:33 AM EDT
Att. 13,644 - Unknown

WP: 0 PA: 42
PB: 0
SB: 1
CS: 1



PITCHER	IP	WLS	BF	H	R	ER	SO	BB	IBB	HBP	BLK	WP	HR	S	P	ERA	WHIP
Bob Shirley, L (1, 1) ERA: 3.41	1.2	L	12	3	7	2	1	3	0	0	0	0	0	11	23	10.80	3.600
Ben Hayes, R (2, 1) ERA: 2.45	3.1		15	2	1	0	5	2	0	0	0	0	0	23	31	0.00	1.200
Charlie Leibrandt, L (6, 1) ERA: 4.8	3.0		15	4	2	2	3	0	1	1	0	0	1	19	24	6.00	1.333

Batter	1	2	3	4	5	6	7	8	9	AB R H RBI BB SO LOB	TOP	
Mookie Wilson, S OBP: 0.310, SLG: 0.356 (1, 8) X	0-0 L6 ①		0-0 P5 ②			0-0 4-3 ②		0-0 F8 ③		4 0 0 0 0 0 1		
Bob Bailor, R OBP: 0.298, SLG: 0.304 (1, 4) X (8, 6)	0-0 6-3 ②		0-0 F8 ③			0-0 6-3 ③			0-0 1B 1B	4 0 1 0 0 0 0		
Ellis Valentine, R OBP: 0.296, SLG: 0.418 (1, 9) X	0-0 FC5-4 1B			0-0 G6-4-3 1B			0-0 4-3 ①		0-0 F9 ①	4 0 2 0 0 0 1		
Dave Kingman, R OBP: 0.287, SLG: 0.450 (1, 3) X	0-0 FC5-4 1-2f			0-0 G6-4-3 1-2f			0-0 6-3 ②		0-0 G5-4-3 1B 1-2	4 0 1 0 0 0 2		
George Foster, R OBP: 0.316, SLG: 0.372 (1, 7) X		0-0 6-3 ①		0-0 6-3 ③			0-0 1B ③		0-0 G5-4-3 1-2f	4 0 1 0 0 0 2		
Ron Hodges, L OBP: 0.385, SLG: 0.394 (1, 2) X		0-0 F8 ②			0-0 4-3 ①		0-0 4-3 ③			3 0 0 0 0 0 1		
Hubie Brooks, R OBP: 0.312, SLG: 0.329 (1, 5) X		0-0 F7 ③			0-0 G3 ②			0-0 F9 ①		3 0 0 0 0 0 0		
Ron Gardenhire, R OBP: 0.275, SLG: 0.296 (1, 6) X			0-0 WP 6-3 2B			0-0 1-6-3 ③		0-0 F7 ②		2 1 1 0 0 0 0		
Mike Jorgensen, L OBP: 0.351, SLG: 0.326 (8, PH)										1 0 0 0 0 0 0		
Tom Verzyer, R OBP: 0.396, SLG: 0.408 (8, 4) X								0-0 F7 ②		0 0 0 0 0 0 0		
Pete Falcone, L OBP: 0.128, SLG: 0.149 (1, 1) X			0-0 6-3 ①			0-0 6-3 ①		0-0 1B		2 0 0 1 0 0 0		
Rusty Staub, L OBP: 0.329, SLG: 0.354 (8, PH) X			2-H							1 0 1 0 0 0 0		
Doug Sisk, R (8, 1) X										0 0 0 0 0 0 0		
Inning Stats	R: 0 H: 1 E: 0 LOB: 1 K: 0 BB: 0 S: 4 P: 4	R: 0 H: 0 E: 0 LOB: 0 K: 0 BB: 0 S: 3 P: 3	R: 1 H: 1 E: 0 LOB: 0 K: 0 BB: 0 S: 4 P: 4	R: 0 H: 1 E: 0 LOB: 0 K: 0 BB: 0 S: 3 P: 3	R: 0 H: 0 E: 0 LOB: 0 K: 0 BB: 0 S: 3 P: 3	R: 0 H: 0 E: 0 LOB: 0 K: 0 BB: 0 S: 3 P: 3	R: 0 H: 1 E: 0 LOB: 1 K: 0 BB: 0 S: 4 P: 4	R: 0 H: 1 E: 0 LOB: 1 K: 0 BB: 0 S: 4 P: 4	R: 0 H: 2 E: 0 LOB: 1 K: 0 BB: 0 S: 4 P: 4	1B: 6 SF: 0 2B: 1 SAC: 0 3B: 0 DP: 2 HR: 0 HBP: 0	WP: 1 PA: 32 PB: 0 SB: 0 CS: 0	
PITCHER Rick Rhoden, R ERA: 4.46 (1, 1)	IP WLS BF H R ER SO BB IBB HBP BLK WP HR S P ERA WHIP											PITCHER IP WLS BF H R ER SO BB IBB HBP BLK WP HR S P ERA WHIP

New York Mets @ Pittsburgh Pirates
Three Rivers Stadium, Pittsburgh, PA

Mon Sep 06 1982, 7:05 PM EDT
Att: 38,052 - Unknown

livebaseballscorecards.com

AB	32
R	1
H	7
RBI	1
BB	0
SO	0
LOB	7



New York Mets @ Pittsburgh Pirates
Three Rivers Stadium, Pittsburgh, PA

Tue Sep 07 1982, 7:05 PM EDT
 Att. 6,837 - Unknown

livebaseballscorecards.com



WP: 0 PA: 38
 PB: 0
 SB: 0
 CS: 0

Batter	1	2	3	4	5	6	7	8	9	AB R H RBI BB SO LOB	TOP		
Mookie Wilson, S (1, 8) OBP: 0.314, SLG: 0.362	0-0 4-3		0-0 E 1B		0-0 6-3 1B		0-0 1-H 2B		0-0 1B	5 1 4 1 0 0 0			
Hubie Brooks, R (1, 5) OBP: 0.308, SLG: 0.324	0-0 6-3		0-0 E9 1-H		0-0 6-3 1-2		0-0 5-3		0-0 1-3	5 0 0 0 0 0 3			
Ellis Valentine, R (1, 9) OBP: 0.292, SLG: 0.412	0-3 K		0-0 P5		0-0 F9			0-0 6-3		4 0 0 0 0 1 1			
Dave Kingman, R (1, 3) OBP: 0.289, SLG: 0.451		0-3 K		4-0 BB 2B BB		0-0 P2		0-0 1B SF8 2B		3 2 1 0 1 1 0			
Rusty Staub, L (1, 7) OBP: 0.332, SLG: 0.353		0-0 F9		4-0 2B 1-2 1B BB		0-0 4-3		0-0 2-3 1B		3 1 1 0 1 0 0			
Ron Hodges, L (1, 2) OBP: 0.388, SLG: 0.410		0-0 2B		0-0 1-3 2-H 1B 2B		0-0 6-3		0-0 SF8 3-H		3 0 2 2 0 0 0			
Brian Giles, R (1, 4) OBP: 0.294, SLG: 0.333		0-3 K		0-0 F8		0-0 L5		0-0 F9		4 0 0 0 0 1 4			
Ron Gardenhire, R (1, 6) OBP: 0.275, SLG: 0.296			0-0 F8		0-0 2-H 3-H 1B		0-0 F9		0-0 G6-4-3 1B	3 0 1 1 0 0 0			
Gary Rajsich, L (9, PH) OBP: 0.264, SLG: 0.300			0-0 F9		0-0 F9				0-0 G6-4-3 1B 1-2f	1 0 1 0 0 0 0			
Mike Scott, R (1, 1) OBP: 0.180, SLG: 0.229			0-0 F9							2 0 0 0 0 0 1			
Randy Jones, R (4, 1) OBP: 0.233, SLG: 0.148										0 0 0 0 0 0 0			
Mike Jorgensen, L (7, PH) OBP: 0.697, SLG: 0.333										1 1 1 0 0 0 0			
Neil Allen, R (7, 1) OBP: 0.373, SLG: 0.167										0 0 0 0 0 0 0			
Tom Hausman, R (8, 1) OBP: 0.315, SLG: 0.371										0 0 0 0 0 0 0			
George Foster, R (9, PH)										1 0 0 0 0 0 1			
Inning Stats	R: 0 H: 0 E: 0 LOB: 0 K: 1 BB: 0 S: 5 P: 5	R: 0 H: 1 E: 0 LOB: 1 K: 2 BB: 0 S: 8 P: 8	R: 1 H: 1 E: 1 LOB: 1 K: 0 BB: 0 S: 5 P: 5	R: 2 H: 2 E: 0 LOB: 1 K: 0 BB: 2 S: 4 P: 12	R: 0 H: 1 E: 0 LOB: 0 K: 0 BB: 0 S: 3 P: 3	R: 0 H: 0 E: 0 LOB: 0 K: 0 BB: 0 S: 3 P: 3	R: 1 H: 2 E: 0 LOB: 1 K: 0 BB: 0 S: 5 P: 5	R: 1 H: 2 E: 0 LOB: 1 K: 0 BB: 0 S: 5 P: 5	R: 0 H: 2 E: 0 LOB: 1 K: 0 BB: 0 S: 4 P: 4	1B: 7 SF: 1 2B: 4 SAC: 0 3B: 0 DP: 1 HR: 0 HBP: 0	WP: 0 PA: 38 PB: 0 SB: 0 CS: 0		
PITCHER Manny Sarmiento, R (1, 1) ERA: 3.41 Kent Tekulve, R (8, 1) ERA: 2.85	IP WLS BF H R ER SO BB IBB HBP BLK WP HR S P ERA WHIP	7.0 W 29 7 4 3 3 2 0 0 0 0 0 0 33 41 3.86 1.286	2.0 9 4 1 1 0 0 0 0 0 0 0 0 9 9 4.50 2.000	PITCHER IP WLS BF H R ER SO BB IBB HBP BLK WP HR S P ERA WHIP									

Batter	1	2	3	4	5	6	7	8	9	AB	R	H	RBI	BB	SO	LOB
Lee Lacy, R OBP: 0.365, SLG: 0.415 (1, 8)	4-0 K S BB	0-3 K		0-0 4-3	0-0 2B		0-0 2B			4	0	2	0	1	1	2
Mike Easler, L OBP: 0.349, SLG: 0.452 (1, 7)	0-3 K 1-3	0-0 1B 1-3 2-H		0-0 HR	4-0 BB FC6-4 BB		0-3 K			4	1	2	2	1	2	2
Bill Madlock, R OBP: 0.374, SLG: 0.485 (1, 5)	0-0 HR 1B	0-0 L6		0-0 HR 1B	0-0 FC6-4 1-2f			0-0 SF7 3B		5	3	3	0	0	0	4
Jason Thompson, L OBP: 0.402, SLG: 0.536 (1, 3)	0-0 HR 1-H		0-0 4-3	4-0 1-2 HR BB		4-0 BB FC6-4 BB		0-0 SF7		2	2	1	3	2	0	0
Richie Hebner, L OBP: 0.354, SLG: 0.441 (1, 9)	0-0 2B		0-0 G3	0-0 HR 1-H 2-H		0-0 FC6-4 1B 1-2f		0-0 F8		3	1	2	3	0	0	0
Doug Frobel, L (5, 9)										2	1	0	0	0	0	1
Tony Peña, R OBP: 0.325, SLG: 0.441 (1, 2)	0-0 4-3		0-0 E9 2B	0-0 2B		0-0 F7 1-2		0-0 F7		5	0	2	0	0	0	2
Johnny Ray, S OBP: 0.312, SLG: 0.385 (1, 4)		0-0 G3	4-0 BB	0-0 1B 2-3		0-0 1B 2-H				3	0	2	1	1	0	0
Dale Berra, R OBP: 0.303, SLG: 0.376 (1, 6)		4-0 SH 1B BB	0-3 K		0-0 6-3		0-0 F8			3	1	0	0	1	1	2
Manny Sarmiento, R OBP: 0.214, SLG: 0.154 (1, 1)		0-0 SH 1B		0-0 F7	0-0 4-3		0-0 G3			2	0	0	0	0	0	0
John Milner, L OBP: 0.264, SLG: 0.283 (7, PH)										1	0	0	0	0	0	0
Kent Tekulve, R OBP: 0.083, SLG: 0.083 (8, 1)										0	0	0	0	0	0	0


Inning Stats	R: 2	H: 3	E: 0	K: 1	S: 7	H: 3	LOB: 1	BB: 1	P: 11	R: 1	H: 1	E: 1	K: 1	S: 7	R: 0	H: 1	E: 1	K: 1	S: 6	R: 4	H: 5	E: 0	K: 0	S: 7	R: 0	H: 1	E: 0	K: 0	S: 4	R: 1	H: 1	E: 0	K: 0	S: 3	R: 0	H: 1	E: 0	K: 1	S: 6	R: 1	H: 1	E: 0	K: 0	S: 4	R: 1	H: 1	E: 0	K: 0	S: 4
--------------	------	------	------	------	------	------	--------	-------	-------	------	------	------	------	------	------	------	------	------	------	------	------	------	------	------	------	------	------	------	------	------	------	------	------	------	------	------	------	------	------	------	------	------	------	------	------	------	------	------	------

PITCHER	IP	WLS	BF	H	R	ER	SO	BB	IBB	HBP	BLK	WP	HR	S	P	ERA	WHIP
Mike Scott, R ERA: 5.19 (1, 1)	3.2	L	22	7	6	5	3	4	0	0	0	0	2	24	40	12.27	3.000
Randy Jones, L ERA: 4.6 (4, 1)	2.1		12	5	2	2	0	2	0	0	0	0	1	10	18	7.71	3.000
Neil Allen, R ERA: 3.1 (7, 1)	1.0		4	1	0	0	1	0	0	0	0	0	0	6	6	0.00	1.000
Tom Hausman, R ERA: 4.42 (8, 1)	1.0		4	1	1	1	0	0	0	0	0	0	0	4	4	9.00	1.000

BOTTOM

New York Mets @ Pittsburgh Pirates
Three Rivers Stadium, Pittsburgh, PA
 Tue Sep 07 1982, 7:05 PM EDT
 Att. 6,837 - Unknown

AB	34
R	9
H	14
RBI	9
BB	6
SO	4
LOB	13



WP	HR	S	P	ERA	WHIP
0	0	0	42		

New York Mets @ Pittsburgh Pirates
Three Rivers Stadium, Pittsburgh, PA

Wed Sep 08 1982, 7:05 PM EDT
 Att. 7,092 - Unknown

livebaseballscorecards.com



WP: 0 PA: 44
 PB: 0
 SB: 3
 CS: 0

AB 37
 R 9
 H 10
 RBI 9
 BB 7
 SO 11
 LOB 16

AB R H RBI BB SO LOB

4	1	0	0	1	1	2
3	4	2	0	2	0	0
4	1	1	1	1	1	3
0	0	0	0	0	0	0
4	1	2	4	1	1	2
0	0	0	0	0	0	0
4	0	1	0	0	2	3
0	1	0	0	1	0	0
5	1	2	4	0	2	0
4	0	0	0	1	1	2
5	0	1	0	0	2	3
4	0	1	0	0	1	1

Batter 1 2 3 4 5 6 7 8 9

Mookie Wilson, S OBP: 0.313, SLG: 0.359 (1, 8) X	0-0 P6		0-0 G3		4-0 E HR BB	0-0 6-3		0-3 K	
Bob Bailor, R OBP: 0.305, SLG: 0.313 (1, 5) X	0-0 1B 2B		4-0 S 1B BB		4-0 1-3 HR BB	0-0 F7		0-0 S HR 2B	
George Foster, R OBP: 0.316, SLG: 0.370 Ellis Valentine, R OBP: 0.292, SLG: 0.412 (1, 7) X (9, 9)	0-0 F8		0-0 BB 1B		0-0 F7		0-3 K		4-0 BB HR BB
Dave Kingman, R OBP: 0.292, SLG: 0.458 Mike Jorgensen, L OBP: 0.357, SLG: 0.333 (1, 3) X (9, 3)	0-0 2-H 1B		4-0 1-2 BB		0-0 1-H HR		0-0 F7		0-3 HR BB
Gary Rajsich, L OBP: 0.263, SLG: 0.298 Mike Howard, S OBP: 0.304, SLG: 0.167 (1, 9) S S S (8, 9) (9, 7)	0-3 K		0-0 F7		0-0 1B 1B		0-3 K		4-0 1-2 HR BB
Ron Hodges, L OBP: 0.388, SLG: 0.427 (1, 2) S S S		0-3 K		0-3 K		0-0 1-3 1B		0-0 F8	
Brian Giles, R OBP: 0.286, SLG: 0.313 (1, 4) X		0-0 P4		0-0 5-3		0-3 K		4-0 1B S BB	0-0 5-3
Ron Gardenhire, R OBP: 0.274, SLG: 0.298 (1, 6) X		0-0 6-3		0-0 2B		0-3 K		0-3 K	0-0 F9
Rick Ownbey, R OBP: 0.300, SLG: 0.222 (1, 1) S S S			0-3 K		0-0 6-3		0-0 6-3		0-0 2-3 1B

Inning Stats	R: 1 E: 0 K: 1 S: 7	H: 2 LOB: 1 BB: 0 P: 7	R: 0 E: 0 K: 1 S: 5	H: 0 LOB: 0 BB: 0 P: 5	R: 1 E: 0 K: 1 S: 6	H: 1 LOB: 2 BB: 2 P: 14	R: 0 E: 0 K: 1 S: 6	H: 1 LOB: 1 BB: 0 P: 6	R: 3 E: 1 K: 2 S: 10	H: 3 LOB: 2 BB: 2 P: 18	R: 0 E: 0 K: 0 S: 3	H: 0 LOB: 0 BB: 0 P: 3	R: 0 E: 0 K: 2 S: 7	H: 0 LOB: 0 BB: 0 P: 7	R: 0 E: 0 K: 2 S: 8	H: 1 LOB: 2 BB: 1 P: 12	R: 4 E: 0 K: 1 S: 7	H: 2 LOB: 0 BB: 2 P: 15	1B: 5 2B: 3 3B: 0 HR: 2	SF: 0 SAC: 0 DP: 0 HBP: 0
---------------------	------------------------------	---------------------------------	------------------------------	---------------------------------	------------------------------	----------------------------------	------------------------------	---------------------------------	-------------------------------	----------------------------------	------------------------------	---------------------------------	------------------------------	---------------------------------	------------------------------	----------------------------------	------------------------------	----------------------------------	----------------------------------	------------------------------------

PITCHER	IP	WLS	BF	H	R	ER	SO	BB	IBB	HBP	BLK	WP	HR	S	P	ERA	WHIP
Don Robinson, R ERA: 3.97 (1, 1)	4.1	L	22	5	5	5	4	4	0	0	0	0	1	26	42	10.38	2.077
Cecilio Guante, R ERA: 3.57 (5, 1)	2.2		10	2	0	0	4	0	0	0	0	0	0	18	18	0.00	0.750
Enrique Romo, R ERA: 4.68 (8, 1)	1.1		9	2	3	3	3	3	0	0	0	0	0	12	24	20.25	3.750
Grant Jackson, L ERA: 5.31 (9, 1)	0.2		3	1	1	1	0	0	0	0	0	0	1	3	3	13.50	1.500

Batter	1	2	3	4	5	6	7	8	9	AB	R	H	RBI	BB	SO	LOB
Lee Lacy, R OBP: 0.360, SLG: 0.409 (1, 8)	0-3 K	0-0 P4			0-0 P4		0-0 G6-4-3		0-0 G6-4-3	5	0	0	0	0	1	5
Mike Easler, L OBP: 0.348, SLG: 0.449 (1, 7)	0-0 5-3		0-0 F8		4-0 BB		0-0 6-3			3	0	0	0	1	0	1
Bill Madlock, R OBP: 0.373, SLG: 0.483 (1, 5)	0-0 BB 1B		0-0 F8		0-0 P4			0-0 5-3		4	0	1	0	0	0	1
Jason Thompson, L OBP: 0.403, SLG: 0.534 (1, 3)	4-0 1-2 BB		4-0 1B BB		0-3 K			0-0 F7		2	0	0	0	2	1	1
Richie Hebner, L OBP: 0.357, SLG: 0.440 (1, 9)	0-0 6-3		0-0 1B		0-0 4-3			4-0 BB		3	0	1	0	1	0	2
Tony Peña, R OBP: 0.324, SLG: 0.439 (1, 2)		0-0 6-3	0-0 3-1		0-0 1B		0-0 G4-6-3 1B		0-0 F8	4	0	1	0	0	0	3
Johnny Ray, S OBP: 0.313, SLG: 0.383 (1, 4)		4-0 1B BB		4-0 1B BB		0-0 G4-6-3		0-0 F8		2	0	0	0	2	0	1
Dale Berra, R OBP: 0.309, SLG: 0.390 (1, 6)		0-0 1B		0-0 G6-4-3 1B		0-0 G6-4-3 2B		0-0 HR		4	1	4	1	0	0	0
Don Robinson, R OBP: 0.325, SLG: 0.440 Cecilie Cuatrecasas, R John Milner, L OBP: 0.278, SLG: 0.283 Enrique Romo, R OBP: 0.333, SLG: 0.556 Grant Jackson, S Eddie Vargas, R OBP: 1.000, SLG: 1.000 (1, 1) (5, 1) (7, PH) (8, 1) (9, 1) (9, PH)		0-3 K		0-0 G6-4-3		4-0 G6-4-3 BB		0-0 G6-4-3 1B		2	0	0	0	0	1	3


Inning Stats	R: 0	H: 1	E: 0	LOB: 2	K: 1	BB: 1	S: 6	P: 10
R: 0 H: 1 E: 0 LOB: 2 K: 0 BB: 1 S: 4 P: 8	R: 0 H: 1 E: 0 LOB: 0 K: 1 BB: 1 S: 2 P: 6	R: 0 H: 0 E: 0 LOB: 1 K: 1 BB: 1 S: 5 P: 9	R: 0 H: 1 E: 0 LOB: 0 K: 0 BB: 0 S: 3 P: 3	R: 0 H: 0 E: 0 LOB: 1 K: 0 BB: 1 S: 3 P: 7	R: 0 H: 0 E: 0 LOB: 1 K: 0 BB: 1 S: 3 P: 7	R: 1 H: 2 E: 0 LOB: 0 K: 0 BB: 0 S: 4 P: 4	1B: 6 SF: 0 2B: 1 SAC: 0 3B: 0 DP: 4 HR: 1 HBP: 0	WP: 0 PA: 37 PB: 0 SB: 0 CS: 0
PITCHER Rick Ownbey, R ERA: 3.27 (1, 1)	IP 9.0 WLS W BF 37 H 8 R 1 ER 1 SO 3 BB 7 IBB 0 HBP 0 BLK 0 WP 0 HR 1 S 36 P 64 ERA 1.00 WHIP 1.667	PITCHER IP WLS BF H R ER SO BB IBB HBP BLK WP HR S P ERA WHIP						

BOTTOM

New York Mets @ Pittsburgh Pirates
 Three Rivers Stadium, Pittsburgh, PA
 Wed Sep 08 1982, 7:05 PM EDT
 Att. 7,092 - Unknown

livebaseballscorecards.com

AB	30
R	1
H	8
RBI	1
BB	7
SO	3
LOB	17



Batter	1	2	3	4	5	6	7	8	9	AB R H RBI BB SO LOB	TOP																
Mookie Wilson, S (1, 8) OBP: 0.312, SLG: 0.358	0-3 K	0-0 FC4-6		0-0 FC6-4			0-0 G4-6-3 1B		0-0 FC4-2	5 0 1 0 0 1 7																	
Bob Bailor, R (1, 6) OBP: 0.303, SLG: 0.309	0-0 F8		4-0 BB		0-0 F8		0-0 G4-6-3		0-0 FC4-2	4 0 0 0 1 0 4																	
Ellis Valentine, R (1, 9) OBP: 0.291, SLG: 0.409	0-0 1B		0-0 G6-4-3		0-0 6-3			0-0 F8	0-0 FC5-4	5 0 1 0 0 0 4																	
Dave Kingman, R (1, 3) Mike Jorgensen, L (8, 3) OBP: 0.296, SLG: 0.467 OBP: 0.357, SLG: 0.333	0-0 1B		0-0 6-3		4-0 BB			0-0 IHR		3 1 2 1 1 0 0 0 0 0 0 0 0 0																	
George Foster, R (1, 7) Mike Howard, S (8, 7) OBP: 0.313, SLG: 0.367 OBP: 0.304, SLG: 0.167	0-3 K			0-0 G3	0-3 K			0-3 K		4 0 0 0 0 3 3 0 0 0 0 0 0 0																	
Ron Hodges, L (1, 2) OBP: 0.385, SLG: 0.429		0-0 4-3		0-0 WP 1B 2B		0-0 L7		0-3 K		4 1 1 0 0 1 0																	
Hubie Brooks, R (1, 5) OBP: 0.312, SLG: 0.328		0-0 1B 2B		4-0 1B 5-3 BB		0-0 6-3			4-0 1B BB FC4-2 BB	2 0 1 0 2 0 0	AB 34 R 2 H 9 RBI 2 BB 5 SO 5 LOB 21																
Tom Verzyer, R (1, 4) Gary Rajsich, L (9, PH) Brian Giles, R (9, 4) OBP: 0.375, SLG: 0.385 OBP: 0.289, SLG: 0.298 OBP: 0.288, SLG: 0.313		0-0 F3		0-0 5-3		0-0 1-3			4-0 FC4-2 1B FC4-2 BB	3 0 0 0 0 0 3 0 0 0 0 1 0 0 0 0 0 0 0 0 0																	
Craig Swan, R (1, 1) Jesse Orosco, R (7, 1) OBP: 0.341, SLG: 0.324 OBP: 0.083, SLG: 0.083		0-0 FC4-6 1B		0-0 FC6-4 1B		0-0 4-3			0-0 FC4-2 FC4-2 1B	3 0 2 1 0 0 0 1 0 1 0 0 0 0																	
Inning Stats	R: 0 E: 0 K: 2 S: 9	H: 2 LOB: 2 BB: 0 P: 9	R: 0 E: 0 K: 0 S: 5	H: 2 LOB: 2 BB: 0 P: 5	R: 0 E: 0 K: 0 S: 2	H: 0 LOB: 0 BB: 1 P: 6	R: 1 E: 0 K: 0 S: 5	H: 2 LOB: 2 BB: 1 P: 9	R: 0 E: 0 K: 1 S: 5	H: 0 LOB: 1 BB: 1 P: 9	R: 0 E: 0 K: 0 S: 3	H: 0 LOB: 0 BB: 0 P: 3	R: 0 E: 0 K: 2 S: 3	H: 1 LOB: 0 BB: 0 P: 3	R: 1 E: 0 K: 2 S: 8	H: 1 LOB: 0 BB: 0 P: 8	R: 0 E: 0 K: 0 S: 4	H: 1 LOB: 3 BB: 2 P: 12	1B: 6 2B: 2 3B: 0 HR: 1	SF: 0 SAC: 0 DP: 2 HBP: 0	WP: 1 PB: 0 SB: 0 CS: 0	PA: 39					
PITCHER	IP	WLS	BF	H	R	ER	SO	BB	IBB	HBP	BLK	WP	HR	S	P	ERA	WHIP										
John Stuper, R (1, 1) ERA: 3.67	7.0	L	29	7	1	1	3	3	0	0	0	1	0	32	44	1.29	1.429										
Doug Bair, R (8, 1) ERA: 2.82	1.0		6	1	1	1	2	2	0	0	0	0	0	8	16	9.00	3.000										
Jim Kaat, L (9, 1) ERA: 3.78	0.1		2	1	0	0	0	0	0	0	0	0	0	2	2	0.00	3.000										
Jeff Lahti, R (9, 1) ERA: 3.95	0.2		2	0	0	0	0	0	0	0	0	0	0	2	2	0.00	0.000										

New York Mets @ St. Louis Cardinals
 Busch Stadium, St. Louis, MO
 Fri Sep 10 1982, 7:05 PM CDT
 Att: 19,928 - Unknown

livebaseballscorecards.com



BOTTOM

New York Mets @ St. Louis Cardinals
 Busch Stadium, St. Louis, MO
 Fri Sep 10 1982, 7:05 PM CDT
 Att. 19,928 - Unknown

livebaseballscorecards.com

AB 30
 R 1
 H 3
 RBI 1
 BB 5
 SO 5
 LOB 11



AB R H RBI BB SO LOB

4	0	0	0	0	1	0
2	0	1	0	1	0	0
1	0	0	0	0	0	0
4	0	0	0	0	1	2
4	1	1	1	0	2	2
4	0	0	0	0	0	0
3	0	1	0	0	0	0
1	0	0	0	0	0	0
1	0	0	0	2	0	0
0	0	0	0	1	0	0
0	0	0	0	0	0	0
3	0	0	0	1	1	3
2	0	0	0	0	0	2
0	0	0	0	0	0	0
1	0	0	0	0	0	2
0	0	0	0	0	0	0
0	0	0	0	0	0	0
0	0	0	0	0	0	0

1B: 2 SF: 0
 2B: 0 SAC: 0
 3B: 0 DP: 0
 HR: 1 HBP: 0

WP: 0 PA: 35
 PB: 0
 SB: 1
 CS: 0

Batter	1	2	3	4	5	6	7	8	9
Tom Herr, S (1, 4) OBP: 0.330, SLG: 0.312	0-3 K ①		0-0 3-1 ③			0-0 5-3 ①		0-0 6-3 ①	
Ken Oberkfell, L (1, 5) OBP: 0.330, SLG: 0.348 Mike Ramsey, S (8, PH) OBP: 0.316, SLG: 0.332	0-0 6-3 1B			0-0 4-3 ①		4-0 E S BB		0-0 L4 ②	
Willie McGee, S (1, 8) OBP: 0.337, SLG: 0.416	0-0 6-3 ②			0-0 5-3 ②		0-3 K ②		0-0 6-3 ③	
Keith Hernandez, L (1, 3) OBP: 0.394, SLG: 0.424	0-3 K ③			0-3 K ③		0-0 F8 ③		0-0 HR	
George Hendrick, R (1, 9) OBP: 0.310, SLG: 0.421		0-0 6-3 ①			0-0 L7 ①			0-0 5-3 ①	0-0 F2 ①
Dane Iorg, L (1, 7) OBP: 0.358, SLG: 0.361 David Green, R (9, PH) OBP: 0.333, SLG: 0.406		0-0 G3 ②			0-0 BB 1B			0-0 G3 ②	0-0 F7 ②
Darrell Porter, L (1, 2) OBP: 0.350, SLG: 0.383 Gene Tenace, R (9, PH) OBP: 0.493, SLG: 0.600 Tito Landrum, R (9, PR) OBP: 0.351, SLG: 0.409		0-0 F8 ③			4-0 BB 1B			4-0 BB BB	4-0 BB BB
Ozzie Smith, S (1, 6) OBP: 0.346, SLG: 0.321			0-0 6-3 ①		0-3 K ②			4-0 FC4 BB	0-0 1-3 ③
John Stuper, R (1, 1) OBP: 0.147, SLG: 0.182 Steve Braun, L (7, PH) OBP: 0.400, SLG: 0.353 Lonnie Smith, R (7, PH) OBP: 0.390, SLG: 0.455 Doug Bair, R (8, 1) OBP: 0.111, SLG: 0.111 Jim Kaat, L (9, 1) Jeff Lahti, R (9, 1)			0-0 F9 ②		0-0 4-1 ③			0-0 FC4 ③	

Inning	R	H	E	K	S	R	H	E	K	S	R	H	E	K	S	R	H	E	K	S	R	H	E	K	S
1	0	1	0	2	8	0	0	0	0	3	0	0	0	0	3	0	0	0	0	3	0	0	0	0	3
2	0	0	0	0	3	0	0	0	0	3	0	0	0	0	3	0	0	0	0	3	0	0	0	0	3
3	0	0	0	0	3	0	0	0	0	3	0	0	0	0	3	0	0	0	0	3	0	0	0	0	3
4	0	0	0	1	5	0	0	0	1	5	0	0	0	0	5	0	0	0	0	5	0	0	0	0	5
5	0	1	0	1	10	0	0	0	1	10	0	0	0	0	10	0	0	0	0	10	0	0	0	0	10
6	0	0	0	1	9	0	0	0	1	9	0	0	0	0	9	0	0	0	0	9	0	0	0	0	9
7	0	0	0	2	11	0	0	0	2	11	0	0	0	0	11	0	0	0	0	11	0	0	0	0	11
8	0	0	0	0	3	0	0	0	0	3	0	0	0	0	3	0	0	0	0	3	0	0	0	0	3
9	1	1	0	1	8	0	1	0	1	8	1	1	0	1	8	0	1	0	1	8	0	1	0	1	8

PITCHER	IP	WLS	BF	H	R	ER	SO	BB	IBB	HBP	BLK	WP	HR	S	P	ERA	WHIP
Craig Swan, R (1, 1) ERA: 3.36	6.2	W	26	2	0	0	5	4	0	0	0	0	0	32	48	0.00	0.900
Jesse Orosco, L (7, 1) ERA: 2.97	2.1	S	9	1	1	1	0	1	0	0	0	0	1	8	12	3.86	0.857

Batter	1	2	3	4	5	6	7	8	9	AB R H RBI BB SO LOB	TOP									
Mookie Wilson, S OBP: 0.312, SLG: 0.357 (1, 8) X	0-0 6-3 1B		0-3 K			0-0 4-3		0-0 FC4 1-2f		4 0 1 0 0 1 1										
Bob Bailor, R OBP: 0.305, SLG: 0.314 (1, 6) X	0-0 6-3 1-2			0-0 G3 2B		0-0 4-3		0-0 1B HR 1B		4 1 2 0 0 0 1										
Ellis Valentine, R OBP: 0.290, SLG: 0.407 (1, 9) X	0-0 5-3			0-0 G3 2-3		0-0 4-3		0-0 1B HR 1B		4 1 1 0 0 0 2										
Dave Kingman, R OBP: 0.295, SLG: 0.471 (1, 3) X	0-0 L6			0-3 K SS		0-0 P4		0-0 1B HR 1-H 2-H		4 1 1 3 0 1 2										
Gary Rajsich, L OBP: 0.268, SLG: 0.297 (1, 7) X		0-0 CS 1B		0-0 F2		0-0 F5		0-3 K SS		4 0 1 0 0 1 1										
Ron Hodges, L OBP: 0.383, SLG: 0.422 (1, 2) X		4-0 CS 1-2 BB		0-0 L1-4		0-0 F7		0-0 F8		3 0 0 0 1 0 0										
Hubie Brooks, R OBP: 0.311, SLG: 0.327 (1, 5) X		0-3 K 1-2		0-0 F9		0-0 6-3		0-0 1B		4 0 1 0 0 1 1										
Brian Giles, R OBP: 0.293, SLG: 0.308 (1, 4) X			0-3 K		4-0 BB		4-0 FC4 BB			1 0 0 0 1 1 0										
Mike Jorgensen, L OBP: 0.363, SLG: 0.333 (8, PH)										0 0 0 0 1 0 0										
Tom Verzyer, R OBP: 0.375, SLG: 0.385 (8, 4) X										0 0 0 0 0 0 0										
Ed Lynch, R (1, 1)			0-3 K		0-3 K		0-0 P4			2 0 0 0 0 2 1										
Doug Sisk, R (6, 1)										0 0 0 0 0 0 0										
Rusty Staub, L (8, PH)										1 0 0 0 0 0 1										
Carlos Diaz, R (8, 1)										0 0 0 0 0 0 0										
Inning Stats	R: 0 E: 0 K: 0 S: 4	H: 1 LOB: 1 BB: 0 P: 4	R: 0 E: 0 K: 1 S: 4	H: 1 LOB: 1 BB: 1 P: 8	R: 0 E: 0 K: 3 S: 9	H: 0 LOB: 0 BB: 0 P: 9	R: 0 E: 0 K: 1 S: 5	H: 0 LOB: 1 BB: 1 P: 9	R: 0 E: 0 K: 0 S: 3	H: 0 LOB: 0 BB: 0 P: 3	R: 0 E: 0 K: 0 S: 3	H: 0 LOB: 0 BB: 0 P: 3	R: 0 E: 0 K: 0 S: 3	H: 0 LOB: 1 BB: 1 P: 7	R: 3 E: 0 K: 1 S: 8	H: 4 LOB: 1 BB: 0 P: 8	1B: 5 2B: 2 3B: 0 HR: 1	SF: 0 SAC: 0 DP: 1 HBP: 0	WP: 0 PB: 0 SB: 0 CS: 2	PA: 34
PITCHER	IP WLS BF H R ER SO BB IBB HBP BLK WP HR S P ERA WHIP																			
Joaquin Andujar, R (1, 1) ERA: 2.66	5.0 W 18 3 0 0 6 2 0 0 0 0 0 0 28 36 0.00 1.000																			
Jeff Lahti, R (6, 1) ERA: 4.27	3.0 13 3 3 3 0 1 0 0 0 0 0 1 12 16 9.00 1.333																			
Bruce Sutter, R (9, 1) ERA: 3.34	1.0 S 3 1 0 0 1 0 0 0 0 0 0 0 5 5 0.00 1.000																			

New York Mets @ St. Louis Cardinals
 Busch Stadium, St. Louis, MO
 Sat Sep 11 1982, 7:05 PM CDT
 Att: 28,821 - Unknown

livebaseballscorecards.com

AB	31
R	3
H	7
RBI	3
BB	3
SO	7
LOB	10



BOTTOM

New York Mets @ St. Louis Cardinals
 Busch Stadium, St. Louis, MO
 Sat Sep 11 1982, 7:05 PM CDT
 Att. 28,821 - Unknown

livebaseballscorecards.com

AB	35
R	6
H	11
RBI	4
BB	3
SO	4
LOB	16



WP:	0	PA:	38
PB:	0	SB:	0
CS:	0		

AB	R	H	RBI	BB	SO	LOB
5	1	3	0	0	0	1
5	1	2	0	0	0	3
3	1	1	0	1	0	2
4	1	1	3	0	1	4
3	0	1	1	0	0	0
1	0	0	0	0	0	0
3	0	1	0	1	0	2
3	1	0	0	1	1	1
4	1	1	0	0	0	1
1	0	0	0	0	1	0
1	0	1	0	0	0	0
2	0	0	0	0	1	2
0	0	0	0	0	0	0

Batter	1	2	3	4	5	6	7	8	9									
Tom Herr, S OBP: 0.333, SLG: 0.315 (1, 4)	0-0 1B 1B		0-0 1-3		0-0 FC4-6 1-2f		0-0 1-3 1B	0-0 FC4 1-2 1B										
Ken Oberkfell, L OBP: 0.331, SLG: 0.349 (1, 5)	0-0 1-3 1B 1B		0-0 F8			0-0 1B HR 1B	0-0 1-3	0-0 FC4 1-2f										
Keith Hernandez, L OBP: 0.395, SLG: 0.424 (1, 3)	0-0 F5		0-0 F9			0-0 1-3 HR 1B	4-0 G6-4-3 IBB											
George Hendrick, R OBP: 0.310, SLG: 0.426 (1, 9)	0-3 K			0-0 F9		0-0 1-H 3-H HR	0-0 G6-4-3											
Dane Iorg, L OBP: 0.357, SLG: 0.360 (1, 7)	0-0 1-2 3-H 1B			0-0 F9		0-0 6-3		0-0 6-3										
Willie McGee, S OBP: 0.336, SLG: 0.415 (7, 8)				0-0 F9														
Darrell Porter, L OBP: 0.352, SLG: 0.382 (1, 2)	0-0 F8			0-0 F8		0-0 1B 1B		4-0 FC5 BB BB										
David Green, R OBP: 0.331, SLG: 0.397 (1, 8) (7, 7)		0-0 F8			0-0 4-3	0-3 K		4-0 1-2 E BB										
Mike Ramsey, S OBP: 0.315, SLG: 0.330 (1, 6)		0-0 1-3			0-0 3-1	0-0 1-2 1B		0-0 FC5 E										
Joaquin Andujar, S OBP: 0.181, SLG: 0.217 (1, 1)		0-3 K			0-0 FC4-6 1B	0-3 K		0-0 E5 1B 3-H										
Tito Landrum, R OBP: 0.360, SLG: 0.418 (5, PH)																		
Jeff Lahti, R (6, 1)																		
Bruce Sutter, R OBP: 0.167, SLG: 0.200 (9, 1)																		
Inning Stats	R: 1 E: 0 K: 1 S: 8	H: 3 LOB: 2 BB: 0 P: 8	R: 0 E: 0 K: 1 S: 5	H: 0 LOB: 0 BB: 0 P: 5	R: 0 E: 0 K: 0 S: 3	H: 0 LOB: 0 BB: 0 P: 3	R: 0 E: 0 K: 0 S: 4	H: 1 LOB: 1 BB: 0 P: 4	R: 3 E: 0 K: 2 S: 12	H: 5 LOB: 2 BB: 0 P: 12	R: 0 E: 0 K: 0 S: 3	H: 1 LOB: 1 BB: 1 P: 7	R: 2 E: 2 K: 0 S: 5	H: 1 LOB: 2 BB: 2 P: 13	1B: 10 2B: 0 3B: 0 HR: 1	SF: 0 SAC: 0 DP: 1 HBP: 0	WP: 0 PB: 0 SB: 0 CS: 0	PA: 38
PITCHER	IP WLS L	BF H R	ER LOB BB P	BB IBB HBP BLK	WP HR S P	ERA WHIP	PITCHER	IP WLS L	BF H R	ER LOB BB P	BB IBB HBP BLK	WP HR S P	ERA WHIP					
Ed Lynch, R ERA: 3.61 (1, 1)	5.1	24	4	0	0	6.75												
Doug Sisk, R ERA: (6, 1)	1.2	7	0	1	0	0.00												
Carlos Diaz, L ERA: 4.44 (8, 1)	1.0	7	0	0	0	0.00												

Batter	1	2	3	4	5	6	7	8	9	AB R H RBI BB SO LOB	TOP											
Mookie Wilson, S OBP: 0.313, SLG: 0.359 (1, 8) X	0-0 6-3 1B 2B	0-0 F9		0-0 S 1B			0-0 6-3		0-0 F9	5 1 2 0 0 0 0												
Bob Bailor, R OBP: 0.307, SLG: 0.316 (1, 6) X	0-0 6-3 2-3		0-0 G3 SF9 2B	0-3 K 1-2			4-0 S BB		0-0 G3	4 1 1 0 1 1 2												
Rusty Staub, L OBP: 0.329, SLG: 0.346 (1, 7) B B B	4-0 1B 1B BB		0-0 G3 2-3		0-3 K		0-0 F9		4-0 BB	3 0 0 0 1 1 2 0 0 0 0 1 0 0												
Dave Kingman, R OBP: 0.297, SLG: 0.470 (1, 3) X	0-0 1-2 1B 1B		0-0 SF9 2-3		0-3 K		4-0 1-2 IBB		0-0 F8	3 0 1 2 1 1 1 0 0 0 0 0 0 0												
Mike Jorgensen, L OBP: 0.362, SLG: 0.333 (1, 9) X	0-0 1-2 2-3 1B		0-0 F8		0-0 4-3		0-0 F9			3 0 1 0 0 0 0 1 0 0 0 0 0 2												
Ellis Valentine, R OBP: 0.289, SLG: 0.405 (7, PH) (7, 9) X																						
Hubie Brooks, R OBP: 0.308, SLG: 0.324 (1, 5) S S	0-3 K						0-0 F9		0-3 K	4 0 0 0 0 2 3												
Brian Giles, R OBP: 0.304, SLG: 0.362 (1, 4) X	0-0 L7						0-0 HR 1B		0-3 K	4 1 2 1 0 1 3												
Bruce Bochy, R OBP: 0.428, SLG: 0.700 (1, 2) X		0-0 5-3					0-0 HR 1B		4-0 BB	3 1 1 1 1 0 1												
Pete Falcone, L OBP: 0.118, SLG: 0.137 (1, 1) S S			0-3 K				0-3 K		0-3 K	4 0 0 0 0 3 2												
Inning Stats	R: 1 E: 0 K: 1 S: 8	H: 3 LOB: 3 BB: 1 P: 12	R: 0 E: 0 K: 1 S: 5	H: 0 LOB: 0 BB: 0 P: 5	R: 1 E: 0 K: 0 S: 4	H: 1 LOB: 0 BB: 0 P: 4	R: 2 E: 0 K: 2 S: 10	H: 3 LOB: 1 BB: 0 P: 10	R: 0 E: 0 K: 2 S: 7	H: 0 LOB: 0 BB: 0 P: 7	R: 0 E: 0 K: 0 S: 4	H: 1 LOB: 1 BB: 0 P: 4	R: 0 E: 0 K: 0 S: 3	H: 0 LOB: 2 BB: 2 P: 11	R: 0 E: 0 K: 3 S: 9	H: 0 LOB: 1 BB: 1 P: 13	R: 0 E: 0 K: 0 S: 3	H: 0 LOB: 1 BB: 1 P: 7	1B: 4 2B: 2 3B: 0 HR: 2	SF: 1 SAC: 0 DP: 0 HBP: 0	WP: 0 PB: 0 SB: 2 CS: 0	PA: 40
PITCHER	IP WLS BF H R ER SO BB IBB HBP BLK WP HR S P ERA WHIP																					
Steve Mura, R ERA: 4.19 (1, 1)	3.1 L 17 6 4 4 2 1 0 0 0 0 0 2 20 24 10.80 2.100																					
Eric Rasmussen, R ERA: (4, 1)	1.2 6 1 0 0 4 0 0 0 0 0 0 0 14 14 0.00 0.600																					
Dave LaPoint, L ERA: 3.56 (6, 1)	1.2 8 1 0 0 0 1 1 0 0 0 0 6 14 0.00 1.200																					
Jeff Keener, R ERA: 1.89 (7, 1)	1.1 5 0 0 0 3 1 0 0 0 0 0 10 14 0.00 0.750																					
John Martin, L ERA: 4.26 (9, 1)	0.2 3 0 0 0 0 1 0 0 0 0 0 2 6 0.00 1.500																					
PITCHER	IP WLS BF H R ER SO BB IBB HBP BLK WP HR S P ERA WHIP																					
Doug Bair, R ERA: 2.81 (9, 1)	0.1 1 0 0 0 0 0 0 0 0 0 0 1 1 0.00 0.000																					

New York Mets @ St. Louis Cardinals
 Busch Stadium, St. Louis, MO
 Sun Sep 12 1982, 3:33 AM CDT
 Att. 26,817 - Cloudy

livebaseballscorecards.com

AB	34
R	4
H	8
RBI	4
BB	5
SO	9
LOB	16



BOTTOM

New York Mets @ St. Louis Cardinals
Busch Stadium, St. Louis, MO
Sun Sep 12 1982, 3:33 AM CDT
Att. 26,817 - Cloudy

livebaseballscores.com

AB	29
R	1
H	3
RBI	1
BB	2
SO	4
LOB	9



WP:	1	PA:	32
PB:	0		
SB:	1		
CS:	0		

AB R H RBI BB SO LOB

4 0 0 0 0 1 0

3 1 1 0 1 0 0

2 0 0 1 1 0 0

4 0 2 0 0 1 2

4 0 0 0 0 2 4

3 0 0 0 0 0 2

3 0 0 0 0 0 1

3 0 0 0 0 0 0

1B:	2	SF:	1
2B:	1	SAC:	0
3B:	0	DP:	0
HR:	0	HBP:	0

Batter	1	2	3	4	5	6	7	8	9
Tom Herr, S OBP: 0.330, SLG: 0.313 (1, 4)	0-0 6-3		0-0 F9			0-3 K		0-0 6-3	
Lonnie Smith, R OBP: 0.391, SLG: 0.454 (1, 7)	0-0 WP BB 1B		0-0 5-3			0-0 1-6-3		4-0 E S SF9 BB	
Keith Hernandez, L OBP: 0.394, SLG: 0.422 (1, 3)	4-0 WP 1-2 BB			0-0 4-3		0-0 G3		0-0 SF9 1-H	
George Hendrick, R OBP: 0.312, SLG: 0.429 (1, 9)	0-3 K 1-2 2-3			0-0 1B		0-0 2B		0-0 F7	
Gene Tenace, R OBP: 0.479, SLG: 0.577 (1, 2)	0-3 K			0-0 F7		0-3 K		0-0 P5	
David Green, R OBP: 0.324, SLG: 0.388 (1, 8)		0-0 F9		0-0 F8		0-0 F8			
Ken Oberkfell, L OBP: 0.329, SLG: 0.346 (1, 5)		0-0 4-3			0-0 G3	0-0 6-3			
Mike Ramsey, S OBP: 0.310, SLG: 0.325 (1, 6)		0-0 5-3			0-0 5-3			0-0 5-3	
Steve Mura, R OBP: 0.096, SLG: 0.090 (1, 1)			0-0 F8					0-0 6-3	
Eric Rasmussen, R OBP: 0.355, SLG: 0.412 (4, 1)					0-0 1-3				
Tito Landrum, R OBP: 0.091, SLG: 0.063 (5, PH)									
Dave LaPoint, L OBP: 0.167, SLG: 0.091 (6, 1)									
Jeff Keener, L OBP: 0.111, SLG: 0.111 (7, 1)									
Kelly Paris, R OBP: 0.167, SLG: 0.091 (8, PH)									
John Martin, S OBP: 0.167, SLG: 0.091 (9, 1)									
Doug Bair, R OBP: 0.111, SLG: 0.111 (9, 1)									

Inning Stats	R: 0 E: 0 K: 2 S: 8	H: 1 LOB: 2 BB: 1 P: 12	R: 0 E: 0 K: 0 S: 3	H: 0 LOB: 0 BB: 0 P: 3	R: 0 E: 0 K: 0 S: 3	H: 0 LOB: 0 BB: 0 P: 3	R: 0 E: 0 K: 0 S: 4	H: 1 LOB: 1 BB: 0 P: 4	R: 0 E: 0 K: 0 S: 3	H: 0 LOB: 0 BB: 0 P: 3	R: 0 E: 0 K: 1 S: 5	H: 0 LOB: 0 BB: 0 P: 5	R: 0 E: 0 K: 1 S: 6	H: 1 LOB: 1 BB: 0 P: 6	R: 0 E: 0 K: 0 S: 3	H: 0 LOB: 0 BB: 0 P: 3	R: 1 E: 0 K: 0 S: 3	H: 0 LOB: 0 BB: 1 P: 7	1B: 2 2B: 1 3B: 0 HR: 0	SF: 1 SAC: 0 DP: 0 HBP: 0	WP: 1 PB: 0 SB: 1 CS: 0	PA: 32
--------------	------------------------------	----------------------------------	------------------------------	---------------------------------	------------------------------	---------------------------------	------------------------------	---------------------------------	------------------------------	---------------------------------	------------------------------	---------------------------------	------------------------------	---------------------------------	------------------------------	---------------------------------	------------------------------	---------------------------------	----------------------------------	------------------------------------	----------------------------------	--------

PITCHER	IP	WLS	BF	H	R	ER	SO	BB	IBB	HBP	BLK	WP	HR	S	P	ERA	WHIP
Pete Falcone, L ERA: 4.0 (1, 1)	9.0	W	32	3	1	1	4	2	0	0	0	1	0	38	46	1.00	0.556

Batter	1	2	3	4	5	6	7	8	9	AB R H RBI BB SO LOB	TOP
Mookie Wilson, S OBP: 0.311, SLG: 0.357 (1, 8) X	0-0 F7 ① X	0-0 L9 ③			0-3 K ②		0-0 F4-3 ③ X			4 0 0 0 0 1 3	
Bob Bailor, R OBP: 0.306, SLG: 0.315 (1, 6) X	0-0 F4-3 1B		0-0 F7 ① X		0-0 5-3 ③ X			0-0 F4 ① X		4 0 1 0 0 0 0	
Ellis Valentine, R OBP: 0.286, SLG: 0.400 (1, 9) X	0-0 F4-3 1-2		0-0 F3 ② X			0-0 6-3 ① X		0-0 6-3 ② X		4 0 0 0 0 0 1	
Dave Kingman, R OBP: 0.296, SLG: 0.467 (1, 3) B B B	4-0 BB		0-0 F3 ③ X		0-3 K ② S S			0-0 L9 ③ X		3 0 0 0 1 1 0	
George Foster, R OBP: 0.311, SLG: 0.364 (1, 7) X	0-0 F8 ③			0-0 F9 ① X		0-0 5-3 ③ X			0-0 F8 ① X	4 0 0 0 0 0 2	
Ron Hodges, L OBP: 0.381, SLG: 0.418 (1, 2) X		0-0 F9 ① X		0-0 F2 ② X			0-0 1B SF9 1B		0-0 F9 ② X	4 1 1 0 0 0 0	
Hubie Brooks, R OBP: 0.310, SLG: 0.328 (1, 5) X		0-0 1B 1B		0-0 2B			0-0 F3 ① X		0-0 F9 ③ X	4 0 2 0 0 0 1	
Brian Giles, R OBP: 0.317, SLG: 0.375 (1, 4) X		0-0 1B 1-2		0-0 6-3 ③ X			0-0 1B 1-3			3 0 2 0 0 0 1	
Pat Zachry, R OBP: 0.081, SLG: 0.056 (1, 1)		0-0 P5 ② X			0-3 K ① S S		0-0 SF9 ② X			2 0 0 0 0 1 2	
Rusty Staub, L OBP: 0.327, SLG: 0.346 (7, PH)										0 0 0 1 0 0 0	
Charlie Puleo, R OBP: 0.146, SLG: 0.109 (7, 1)										0 0 0 0 0 0 0	
Inning Stats	R: 0 H: 1 E: 0 LOB: 2 K: 0 BB: 1 S: 4 P: 8	R: 0 H: 2 E: 0 LOB: 2 K: 0 BB: 0 S: 5 P: 5	R: 0 H: 0 E: 0 LOB: 0 K: 0 BB: 0 S: 3 P: 3	R: 0 H: 1 E: 0 LOB: 1 K: 0 BB: 0 S: 4 P: 4	R: 0 H: 0 E: 0 LOB: 0 K: 2 BB: 0 S: 7 P: 7	R: 0 H: 0 E: 0 LOB: 0 K: 1 BB: 0 S: 5 P: 5	R: 1 H: 2 E: 0 LOB: 1 K: 0 BB: 0 S: 5 P: 5	R: 0 H: 0 E: 0 LOB: 0 K: 0 BB: 0 S: 3 P: 3	R: 0 H: 0 E: 0 LOB: 0 K: 0 BB: 0 S: 3 P: 3	1B: 5 SF: 1 2B: 1 SAC: 0 3B: 0 DP: 0 HR: 0 HBP: 0	WP: 0 PA: 34 PB: 0 SB: 0 CS: 0
PITCHER	IP WLS BF H R ER SO BB IBB HBP BLK WP HR S P ERA WHIP										
Charlie Lea, R ERA: 3.14 (1, 1)	6.1 W 26 6 1 1 3 1 0 0 0 0 0 0 31 35 1.42 1.105										
Woodie Fryman, L ERA: 3.79 (7, 1)	0.2 2 0 0 0 0 0 0 0 0 0 0 0 2 2 0.00 0.000										
Jeff Reardon, R ERA: 2.12 (8, 1)	2.0 S 6 0 0 0 0 0 0 0 0 0 0 0 6 6 0.00 0.000										

New York Mets @ Montreal Expos
Olympic Stadium, Montreal, QB

Tue Sep 14 1982, 7:05 PM EDT
Att: 21,512 - Unknown

livebaseballscorecards.com

AB	32
R	1
H	6
RBI	1
BB	1
SO	3
LOB	10



BOTTOM

New York Mets @ Montreal Expos
Olympic Stadium, Montreal, QB

Tue Sep 14 1982, 7:05 PM EDT
Att. 21,512 - Unknown

livebaseballscorecards.com

AB	30
R	3
H	7
RBI	3
BB	3
SO	3
LOB	12



WP	1	PA	33
PB	0	SB	1
CS	0		

AB R H RBI BB SO LOB

3	1	0	0	1	1	1
4	1	1	1	0	0	1
3	0	2	2	1	0	0
0	0	0	0	0	0	0
4	0	1	0	0	0	2
4	0	1	0	0	0	2
3	0	0	0	1	0	0
3	0	1	0	0	0	3
3	1	1	0	0	0	1
3	0	0	0	0	2	2
0	0	0	0	0	0	0
0	0	0	0	0	0	0

1B	4	SF	0
2B	3	SAC	0
3B	1	DP	1
HR	0	HBP	0

Batter	1	2	3	4	5	6	7	8	9
Tim Raines, S OBP: 0.351, SLG: 0.353 (1, 7)	4-0 F9 S 1B BB	0-0 4-3		0-3 K			0-0 1-3		
Andre Dawson, R OBP: 0.341, SLG: 0.489 (1, 8)	0-0 F9	0-0 1B 3B			0-0 G3		0-0 4-3		
Al Oliver, L OBP: 0.398, SLG: 0.533 Joel Youngblood, R OBP: 0.296, SLG: 0.321 (1, 3) (9, 9)	0-0 2B 1B	0-0 1B			4-0 P6-4 1B BB		0-0 F8		
Gary Carter, R OBP: 0.387, SLG: 0.533 (1, 2)	0-0 F7	0-0 F8			0-0 1B		0-0 F2		
Tim Wallach, R OBP: 0.312, SLG: 0.451 (1, 5)	0-0 1B 2B		0-0 F7		0-0 P6-4 1B		0-0 5-3		
Warren Cromartie, L OBP: 0.339, SLG: 0.396 (1, 9) (9, 3)	4-0 FC6-4 IBB		0-0 F8		0-0 F9		0-0 G3		
Chris Speier, R OBP: 0.326, SLG: 0.358 (1, 6)	0-0 FC6-4 1-2f		0-0 6-3		0-0 WP 2B		0-0 F2		
Doug Flynn, R OBP: 0.246, SLG: 0.281 (1, 4)		0-0 4-3 3B 1B		0-0 F1-3		0-0 F2			
Charlie Lea, R OBP: 0.175, SLG: 0.150 Woodie Fryman, R OBP: 0.250, SLG: 0.250 Jeff Reardon, R OBP: 0.100, SLG: 0.200 (1, 1) (7, 1) (8, 1)		0-3 K		0-0 5-3		0-3 K			

Inning Stats	R: 1	H: 2	R: 2	H: 3	R: 0	H: 0	R: 0	H: 1	R: 0	H: 0	R: 0	H: 0	R: 0	H: 1	R: 0	H: 0	R: 0	H: 0	R: 0	H: 0	
E: 0	LOB: 3	E: 0	LOB: 1	E: 0	LOB: 0	E: 0	LOB: 1	E: 0	LOB: 0	E: 0	LOB: 1	E: 0	LOB: 0	E: 0	LOB: 1	E: 0	LOB: 0	E: 0	LOB: 0	E: 0	LOB: 0
K: 0	BB: 2	K: 1	BB: 0	K: 0	BB: 0	K: 1	BB: 1	K: 0	BB: 0	K: 0	BB: 0	K: 0	BB: 0	K: 1	BB: 0	K: 0	BB: 0	K: 0	BB: 0	K: 0	BB: 0
S: 5	P: 13	S: 8	P: 8	S: 3	P: 3	S: 5	P: 7	S: 6	P: 6	S: 3	P: 3	S: 3	P: 3	S: 6	P: 6	S: 3	P: 3	S: 3	P: 3	S: 3	P: 3

PITCHER	IP	WLS	BF	H	R	ER	SO	BB	IBB	HBP	BLK	WP	HR	S	P	ERA	WHIP
Pat Zachry, R ERA: 4.08 (1, 1)	6.0	L	27	7	3	3	3	2	1	0	0	1	0	30	42	4.50	1.500
Charlie Puleo, R ERA: 4.54 (7, 1)	2.0		6	0	0	0	0	0	0	0	0	0	0	6	6	0.00	0.000

Batter	1	2	3	4	5	6	7	8	9	10	11	AB R H RBI BB SO LOB	TOP																	
Mookie Wilson, S OBP: 0.311, SLG: 0.361 (1, 8)												5 3 2 0 0 0 0	<p>New York Mets @ Montreal Expos Olympic Stadium, Montreal, QB Wed Sep 15 1982, 7:05 PM EDT Att. 16,500 - Unknown</p>																	
Bob Bailor, R OBP: 0.310, SLG: 0.318 (1, 6)												4 1 2 0 1 0 1																		
Ellis Valentine, R OBP: 0.287, SLG: 0.400 (1, 9)												5 0 2 2 0 1 3																		
Dave Kingman, R OBP: 0.295, SLG: 0.467 (1, 3)												5 1 1 0 0 1 5																		
George Foster, R OBP: 0.312, SLG: 0.365 (1, 7)												5 0 2 2 0 1 2																		
Hubie Brooks, R OBP: 0.307, SLG: 0.325 (1, 5)												4 0 0 1 0 0 4																		
Tom Veryzer, R OBP: 0.362, SLG: 0.370 (1, 4)												2 0 0 0 0 0 0																		
Rusty Staub, L OBP: 0.330, SLG: 0.346 (6, PH)												0 0 0 0 1 0 0																		
John Stearns, R OBP: 0.349, SLG: 0.415 (6, PR)												0 0 0 0 0 0 0																		
Brian Giles, R OBP: 0.310, SLG: 0.365 (6, 4)												2 0 0 0 0 1 0																		
Bruce Bochy, R OBP: 0.385, SLG: 0.640 (1, 2)												5 0 1 0 0 1 3																		
Mike Howard, S OBP: 0.333, SLG: 0.167 (11, PR)												0 0 0 0 0 0 0																		
Ron Hodges, L OBP: 0.381, SLG: 0.418 (11, 2)												0 0 0 0 0 0 0																		
Rick Ownbey, R OBP: 0.237, SLG: 0.167 (7, 1)												3 0 0 0 0 0 0																		
Jesse Orosco, R OBP: 0.083, SLG: 0.083 (7, 1)												0 0 0 0 0 0 0																		
Neil Allen, R OBP: 0.375, SLG: 0.167 (9, PH)												0 0 0 0 0 0 0																		
Mike Jorgensen, L OBP: 0.329, SLG: 0.330 (9, PH)												1 0 0 0 0 1 0																		
Terry Leach, R OBP: 0.167, SLG: 0.167 (9, 1)												0 0 0 0 0 0 0																		
Gary Rainsich, L OBP: 0.265, SLG: 0.297 (11, PH)												0 0 0 0 0 0 0																		
Rusty Tillman, R OBP: 0.350, SLG: 0.500 (11, PH)												1 0 0 0 0 1 1																		
Doug Sisk, R (11, 1)												0 0 0 0 0 0 0																		
Inning Stats	R: 1 E: 0 K: 0 S: 5	H: 2 LOB: 2 BB: 1 P: 9	R: 0 E: 0 K: 1 S: 5	H: 0 LOB: 0 BB: 0 P: 5	R: 0 E: 0 K: 0 S: 3	H: 0 LOB: 0 BB: 0 P: 3	R: 0 E: 0 K: 2 S: 7	H: 0 LOB: 0 BB: 0 P: 7	R: 0 E: 0 K: 0 S: 3	H: 0 LOB: 0 BB: 0 P: 3	R: 2 E: 0 K: 0 S: 7	H: 4 LOB: 3 BB: 1 P: 11	R: 1 E: 1 K: 0 S: 4	H: 1 LOB: 1 BB: 0 P: 4	R: 1 E: 0 K: 0 S: 4	H: 1 LOB: 0 BB: 0 P: 4	R: 0 E: 0 K: 1 S: 5	H: 0 LOB: 0 BB: 0 P: 5	R: 0 E: 0 K: 1 S: 6	H: 1 LOB: 1 BB: 0 P: 6	R: 0 E: 0 K: 2 S: 8	H: 1 LOB: 1 BB: 0 P: 8	1B: 7 2B: 2 3B: 1 HR: 0	SF: 1 SAC: 0 DP: 0 HBP: 0	WP: 1 PB: 0 SB: 2 CS: 0	PA: 45				
PITCHER	IP WLS BF H R ER SO BB IBB HBP BLK WP HR S P ERA WHIP														IP WLS BF H R ER SO BB IBB HBP BLK WP HR S P ERA WHIP															
Steve Rogers, R ERA: 2.31 (1, 1)	6.0		26	6	3	3	3	2	0	0	0	1	0	30	38	4.50	1.333													
Bryn Smith, R ERA: 3.12 (7, 1)	1.0		4	1	1	0	0	0	0	0	0	0	0	4	4	0.00	1.000													
Jeff Reardon, R ERA: 2.15 (8, 1)	3.0		11	2	1	1	2	0	0	0	0	0	0	15	15	3.00	0.667													
Ray Burris, R ERA: 4.56 (11, 1)	0.2		3	1	0	0	1	0	0	0	0	0	0	5	5	0.00	1.500													
Woodie Fryman, L ERA: 3.77 (11, 1)	0.1	W	1	0	0	0	1	0	0	0	0	0	0	3	3	0.00	0.000													

AB	42
R	5
H	10
RBI	5
BB	2
SO	7
LOB	19



livebaseballscorecards.com

BOTTOM

New York Mets @ Montreal Expos
 Olympic Stadium, Montreal, QB
 Wed Sep 15 1982, 7:05 PM EDT
 Att. 16,500 - Unknown

livebaseballscorecards.com

AB	39
R	6
H	10
RBI	6
BB	8
SO	10
LOB	22



WP:	0	PA:	48
PB:	1		
SB:	2		
CS:	1		

AB R H RBI BB SO LOB

4	0	1	1	2	1	3
6	1	2	1	0	1	4
4	1	1	0	1	1	1
4	1	1	0	1	1	1
4	1	0	0	1	2	2
3	1	1	0	2	1	3
0	0	0	0	0	0	0
0	0	0	0	0	0	0
5	1	2	4	0	0	4
5	0	0	0	0	1	3
1	0	0	0	0	1	0
1	0	1	0	0	0	0
1	0	0	0	0	0	0
1	0	1	0	0	0	0
0	0	0	0	0	0	0
0	0	0	0	0	0	0
0	0	0	0	0	0	0

Batter 1 2 3 4 5 6 7 8 9 10 11

<p>Tim Raines, S (1, 7) OBP: 0.352, SLG: 0.353</p>	<p>Andre Dawson, R (1, 8) OBP: 0.341, SLG: 0.493</p>	<p>Al Oliver, L (1, 3) OBP: 0.398, SLG: 0.533</p>	<p>Gary Carter, R (1, 2) OBP: 0.387, SLG: 0.531</p>	<p>Tim Wallach, R (1, 5) OBP: 0.311, SLG: 0.447</p>	<p>Warren Cromartie, L (1, 9) OBP: 0.341, SLG: 0.396</p> <p>Bryan Little, S (9, PR) OBP: 0.300, SLG: 0.259</p> <p>Joel Youngblood, R (10, 9) OBP: 0.296, SLG: 0.321</p>	<p>Chris Speier, R (1, 6) OBP: 0.326, SLG: 0.363</p>	<p>Doug Flynn, R (1, 4) OBP: 0.243, SLG: 0.277</p>	<p>Steve Rogers, R (1, 1) OBP: 0.298, SLG: 0.321</p> <p>Jerry White, S (1, 1) OBP: 0.298, SLG: 0.321</p> <p>Bryn Smith, R (1, 1) OBP: 0.298, SLG: 0.321</p> <p>Brad Mills, L (1, 1) OBP: 0.298, SLG: 0.321</p> <p>Jeff Easterson, S (1, 1) OBP: 0.298, SLG: 0.321</p> <p>Ken Plafieck, L (1, 1) OBP: 0.298, SLG: 0.321</p> <p>Roy Johnson, S (1, 1) OBP: 0.298, SLG: 0.321</p> <p>Ray Burris, R (1, 1) OBP: 0.298, SLG: 0.321</p> <p>Woodie Fryman, S (1, 1) OBP: 0.298, SLG: 0.321</p>	<p>Tim Raines, S (1, 7) OBP: 0.352, SLG: 0.353</p>	<p>Andre Dawson, R (1, 8) OBP: 0.341, SLG: 0.493</p>	<p>Al Oliver, L (1, 3) OBP: 0.398, SLG: 0.533</p>	<p>Gary Carter, R (1, 2) OBP: 0.387, SLG: 0.531</p>	<p>Tim Wallach, R (1, 5) OBP: 0.311, SLG: 0.447</p>	<p>Warren Cromartie, L (1, 9) OBP: 0.341, SLG: 0.396</p> <p>Bryan Little, S (9, PR) OBP: 0.300, SLG: 0.259</p> <p>Joel Youngblood, R (10, 9) OBP: 0.296, SLG: 0.321</p>	<p>Chris Speier, R (1, 6) OBP: 0.326, SLG: 0.363</p>	<p>Doug Flynn, R (1, 4) OBP: 0.243, SLG: 0.277</p>	<p>Steve Rogers, R (1, 1) OBP: 0.298, SLG: 0.321</p> <p>Jerry White, S (1, 1) OBP: 0.298, SLG: 0.321</p> <p>Bryn Smith, R (1, 1) OBP: 0.298, SLG: 0.321</p> <p>Brad Mills, L (1, 1) OBP: 0.298, SLG: 0.321</p> <p>Jeff Easterson, S (1, 1) OBP: 0.298, SLG: 0.321</p> <p>Ken Plafieck, L (1, 1) OBP: 0.298, SLG: 0.321</p> <p>Roy Johnson, S (1, 1) OBP: 0.298, SLG: 0.321</p> <p>Ray Burris, R (1, 1) OBP: 0.298, SLG: 0.321</p> <p>Woodie Fryman, S (1, 1) OBP: 0.298, SLG: 0.321</p>	<p>Tim Raines, S (1, 7) OBP: 0.352, SLG: 0.353</p>	<p>Andre Dawson, R (1, 8) OBP: 0.341, SLG: 0.493</p>	<p>Al Oliver, L (1, 3) OBP: 0.398, SLG: 0.533</p>	<p>Gary Carter, R (1, 2) OBP: 0.387, SLG: 0.531</p>	<p>Tim Wallach, R (1, 5) OBP: 0.311, SLG: 0.447</p>	<p>Warren Cromartie, L (1, 9) OBP: 0.341, SLG: 0.396</p> <p>Bryan Little, S (9, PR) OBP: 0.300, SLG: 0.259</p> <p>Joel Youngblood, R (10, 9) OBP: 0.296, SLG: 0.321</p>	<p>Chris Speier, R (1, 6) OBP: 0.326, SLG: 0.363</p>	<p>Doug Flynn, R (1, 4) OBP: 0.243, SLG: 0.277</p>	<p>Steve Rogers, R (1, 1) OBP: 0.298, SLG: 0.321</p> <p>Jerry White, S (1, 1) OBP: 0.298, SLG: 0.321</p> <p>Bryn Smith, R (1, 1) OBP: 0.298, SLG: 0.321</p> <p>Brad Mills, L (1, 1) OBP: 0.298, SLG: 0.321</p> <p>Jeff Easterson, S (1, 1) OBP: 0.298, SLG: 0.321</p> <p>Ken Plafieck, L (1, 1) OBP: 0.298, SLG: 0.321</p> <p>Roy Johnson, S (1, 1) OBP: 0.298, SLG: 0.321</p> <p>Ray Burris, R (1, 1) OBP: 0.298, SLG: 0.321</p> <p>Woodie Fryman, S (1, 1) OBP: 0.298, SLG: 0.321</p>	<p>Tim Raines, S (1, 7) OBP: 0.352, SLG: 0.353</p>	<p>Andre Dawson, R (1, 8) OBP: 0.341, SLG: 0.493</p>
---	---	--	--	--	--	---	---	--	---	---	--	--	--	--	---	---	--	---	---	--	--	--	--	---	---	--	---	---

Inning Stats	R: 0 H: 0 E: 0 K: 0 S: 2	H: 0 LOB: 1 BB: 2 P: 10	R: 1 H: 1 E: 1 K: 1 S: 7	H: 1 LOB: 2 BB: 1 P: 11	R: 0 H: 1 E: 0 K: 1 S: 6	H: 1 LOB: 3 BB: 2 P: 14	R: 0 H: 0 E: 0 K: 2 S: 7	H: 0 LOB: 1 BB: 1 P: 11	R: 0 H: 0 E: 0 K: 3 S: 9	H: 0 LOB: 0 BB: 0 P: 9	R: 1 H: 2 E: 0 K: 0 S: 5	H: 2 LOB: 2 BB: 1 P: 9	R: 3 H: 3 E: 0 K: 2 S: 10	H: 3 LOB: 1 BB: 1 P: 14	R: 0 H: 0 E: 0 K: 0 S: 3	H: 0 LOB: 0 BB: 0 P: 3	R: 0 H: 1 E: 0 K: 0 S: 3	H: 1 LOB: 1 BB: 0 P: 3	R: 0 H: 1 E: 0 K: 1 S: 6	H: 1 LOB: 1 BB: 0 P: 6	R: 1 H: 1 E: 0 K: 0 S: 1	H: 1 LOB: 0 BB: 0 P: 1	1B: 6 SF: 0	2B: 4 SAC: 0	3B: 0 DP: 1	HR: 1 HBP: 0	WP: 0 PA: 48
---------------------	--------------------------	-------------------------	--------------------------	-------------------------	--------------------------	-------------------------	--------------------------	-------------------------	--------------------------	------------------------	--------------------------	------------------------	---------------------------	-------------------------	--------------------------	------------------------	--------------------------	------------------------	--------------------------	------------------------	--------------------------	------------------------	-------------	--------------	-------------	--------------	--------------

PITCHER	IP	WLS	BF	H	R	ER	SO	BB	IBB	HBP	BLK	WP	HR	S	P	ERA	WHIP
Rick Ownbey, R (1, 1)	6.0		32	6	5	4	7	8	0	0	0	0	0	38	70	6.00	2.333
Jesse Orosco, L (7, 1)	0.1		1	0	0	0	1	0	0	0	0	0	0	3	3	0.00	0.000
Neil Allen, R (7, 1)	1.2		6	1	0	0	1	0	0	0	0	0	0	8	8	0.00	0.600
Terry Leach, R (9, 1)	2.0		7	2	0	0	1	0	0	0	0	0	0	9	9	0.00	1.000
Doug Sisk, R (11, 1)	0.0	L	1	1	1	1	0	0	0	0	0	0	1	1	1	∞	∞

New York Mets @ Montreal Expos
 Olympic Stadium, Montreal, QB
 Thu Sep 16 1982, 7:05 PM EDT
 Att. 24,165 - Unknown

livebaseballscorecards.com



WP: 1 PA: 44
 PB: 0
 SB: 2
 CS: 0

AB 39
 R 9
 H 13
 RBI 8
 BB 5
 SO 14
 LOB 22

AB R H RBI BB SO LOB

5	3	4	1	0	1	0
3	3	2	2	2	1	0
4	0	1	0	0	0	2
1	0	0	0	0	1	3
5	1	1	0	0	4	6
0	0	0	0	0	0	0
4	1	2	2	1	1	3
5	1	1	1	0	3	3
4	0	1	2	1	0	2
4	0	0	0	1	0	1
3	0	0	0	0	3	2
1	0	1	0	0	0	0
0	0	0	0	0	0	0

Batter	1	2	3	4	5	6	7	8	9
Mookie Wilson, S OBP: 0.315, SLG: 0.372 (1, 8)	0-0 HR		0-0 2B 1B	0-3 K			0-0 1B 1B	0-0 2B	
Ron Hodges, L OBP: 0.390, SLG: 0.427 (1, 2)	0-3 K		0-0 1B 2B		4-0 E BB		0-0 2B 1B	4-0 IBB	
Rusty Staub, L OBP: 0.329, SLG: 0.344 (1, 9)	0-0 F7		0-0 2B 1B		0-0 F9		0-0 F7	0-3 K	
Mike Howard, S OBP: 0.320, SLG: 0.158 (7, 9)									
Dave Kingman, R OBP: 0.294, SLG: 0.466 (1, 3)	0-3 K		0-3 K		0-3 K		0-0 1B 2B	0-3 K	
Mike Jorgensen, L OBP: 0.359, SLG: 0.330 (8, 3)									
George Foster, R OBP: 0.315, SLG: 0.370 (1, 7)		0-3 K	0-0 2B		0-0 E4 2B		4-0 WP 1B	0-0 P6	
Hubie Brooks, R OBP: 0.305, SLG: 0.323 (1, 5)		0-3 K	0-3 K		0-3 K		0-0 WP 1B	0-0 F9	
Brian Giles, R OBP: 0.315, SLG: 0.359 (1, 4)		4-0 S BB	0-0 F8			0-0 5-3	0-0 P5 1B	0-0 F8	
Ron Gardenhire, R OBP: 0.273, SLG: 0.294 (1, 6)		4-0 BB		0-0 6-3		0-0 F9	0-0 P5	0-0 F8	
Craig Swan, R OBP: 0.319, SLG: 0.300 (1, 1)		0-3 K		0-3 K		0-3 K		0-0 2B 1B	
Charlie Puleo, R OBP: 0.163, SLG: 0.128 (7, 1)									
Jesse Orosco, R OBP: 0.083, SLG: 0.083 (8, 1)									

Inning Stats	R: 1	H: 1	E: 0	K: 2	S: 8	R: 0	H: 0	E: 0	K: 3	S: 9	R: 2	H: 4	E: 0	K: 2	S: 11	R: 0	H: 0	E: 0	K: 2	S: 7	R: 1	H: 1	E: 1	K: 2	S: 8	R: 0	H: 0	E: 0	K: 1	S: 5	R: 5	H: 5	E: 0	K: 0	S: 7	R: 0	H: 2	E: 0	K: 2	S: 9	R: 0	H: 0	E: 0	K: 0	S: 3
	LOB: 0	BB: 0	P: 8	LOB: 2	BB: 2	P: 17	LOB: 0	BB: 0	P: 11	LOB: 0	BB: 0	P: 7	LOB: 1	BB: 1	P: 12	LOB: 0	BB: 0	P: 5	LOB: 0	BB: 1	P: 11	LOB: 3	BB: 1	P: 13	LOB: 0	BB: 0	P: 3	LOB: 0	BB: 0	P: 3	LOB: 0	BB: 0	P: 3	LOB: 0	BB: 0	P: 3	LOB: 0	BB: 0	P: 3	LOB: 0	BB: 0	P: 3			

PITCHER	IP	WLS	BF	H	R	ER	SO	BB	IBB	HBP	BLK	WP	HR	S	P	ERA	WHIP
Scott Sanderson, R ERA: 3.58 (1, 1)	5.0	L	24	6	4	4	11	3	0	0	0	0	1	43	55	7.20	1.800
Bryn Smith, R ERA: 3.69 (6, 1)	1.1		10	5	5	5	1	0	1	0	0	1	0	11	15	33.75	3.750
Ray Burris, R ERA: 4.5 (7, 1)	1.2		7	2	0	0	2	0	1	0	0	0	0	10	14	0.00	1.200
Dan Schatzeder, L ERA: 5.62 (9, 1)	1.0		3	0	0	0	0	0	0	0	0	0	0	3	3	0.00	0.000

Batter	1	2	3	4	5	6	7	8	9	10	AB R H RBI BB SO LOB	TOP							
Tom Herr, S OBP: 0.325, SLG: 0.306 (1, 4)	0-3 K		x 0-0 F8			x 0-0 F8			BBB 4-0 CS BB		3 0 0 0 1 1 0	St. Louis Cardinals @ New York Mets Shea Stadium, Flushing, NY Fri Sep 17 1982, 7:05 PM EDT Unknown							
Lonnie Smith, R OBP: 0.391, SLG: 0.455 (1, 7)	0-0 E 1B		x 0-0 6-3			x 0-0 F7			x 0-0 P6 1-2		4 1 1 0 0 0 1								
Keith Hernandez, L OBP: 0.397, SLG: 0.423 (1, 3)	0-3 K			x 0-0 F8			x 0-0 L3		BBB 4-0 1B BB		3 1 0 0 1 1 1								
George Hendrick, R OBP: 0.313, SLG: 0.431 (1, 9)	0-0 E4 1-H 3B			x 0-0 6-3			x 0-0 F7		x 0-0 2B 1-2 1B		4 1 2 1 0 0 0								
Darrell Porter, L OBP: 0.354, SLG: 0.400 (1, 2)	0-0 4-3			x 0-0 F8			x 0-0 F7		BBB 0-3 K		4 0 0 0 0 1 2								
Willie McGee, S OBP: 0.327, SLG: 0.406 (1, 8)		x 0-0 4-3			x 0-0 L9			x 0-0 E3 L7-4 SH1-4	x 0-0 2B 1-3 2-H		4 0 1 1 0 0 0								
Ken Oberkfell, L OBP: 0.326, SLG: 0.341 Bruce Sutter, R OBP: 0.125, SLG: 0.143 (8, 1)		x 0-0 F8			x 0-0 P5			x 0-0 SH1-4 1-2	BBB 0-3 K		2 0 0 0 0 0 0 1 0 0 0 0 1 2								
Mike Ramsey, S OBP: 0.306, SLG: 0.318 (1, 6)		x 0-0 F7			x 0-0 4-3			x 0-0 L7-4 2-3	BBB 4-0 BB		3 0 0 0 1 0 1								
Eric Rasmussen, R (1, 1) Julio Gonzalez, R OBP: 0.232, SLG: 0.299 (8, 5) Steve Braun, L OBP: 0.393, SLG: 0.346 (9, PH) Kelly Paris, R OBP: 0.167, SLG: 0.167 (9, 5)			x 0-0 6-3			x 0-0 F9			x 0-0 L9 P3		2 0 0 0 0 0 0 0 0 0 0 0 0 0 1 0 0 0 0 0 0 1 0 0 0 0 0 3								
Inning Stats	R: 2 E: 1 K: 2 S: 9	H: 2 LOB: 0 BB: 0 P: 9	R: 0 E: 0 K: 0 S: 3	H: 0 LOB: 0 BB: 0 P: 3	R: 0 E: 0 K: 0 S: 3	H: 0 LOB: 0 BB: 0 P: 3	R: 0 E: 0 K: 0 S: 3	H: 0 LOB: 0 BB: 0 P: 3	R: 0 E: 0 K: 0 S: 3	H: 0 LOB: 0 BB: 0 P: 3	R: 0 E: 1 K: 0 S: 2		H: 0 LOB: 0 BB: 1 P: 6	R: 1 E: 0 K: 2 S: 9	H: 2 LOB: 3 BB: 2 P: 17	1B: 2 2B: 2 3B: 1 HR: 0	SF: 0 SAC: 1 DP: 1 HBP: 0	WP: 0 PB: 0 SB: 0 CS: 1	PA: 36
PITCHER	IP WLS BF H R ER SO BB IBB HBP BLK WP HR S P ERA WHIP																		
Ed Lynch, R ERA: 3.44 Neil Allen, R ERA: 3.06	(1, 1) (9, 1)	8.0 L	26 10	2 2	2 1	1 1	2 2	3 3	0 0	0 0	0 0	0 0	0 0	11 23	4.50 2.500				

livebaseballscorecards.com

AB	32
R	3
H	4
RBI	2
BB	3
SO	4
LOB	10



Batter	1	2	3	4	5	6	7	8	9	10	AB	R	H	RBI	BB	SO	LOB
Mookie Wilson, S OBP: 0.313, SLG: 0.369 (1, 8)	0-0 4-3		0-0 6-3			0-3 K		0-0 4-3			4	0	0	0	0	1	0
Ron Hodges, L OBP: 0.383, SLG: 0.418 (1, 2)	0-0 F7			0-0 F8		0-0 F8		0-0 1-3			4	0	0	0	0	0	0
Rusty Staub, L OBP: 0.327, SLG: 0.342 (1, 9)	0-0 FC5-4 1B			0-0 4-3		0-0 6-3		0-0 5-3			4	0	1	0	0	0	0
Dave Kingman, R OBP: 0.294, SLG: 0.470 (1, 3)	0-0 FC5-4 1-2f			0-0 F9			0-0 HR	0-0 5-3			4	1	1	1	0	0	1
George Foster, R OBP: 0.312, SLG: 0.367 (1, 7)		0-0 6-3			0-0 4-3		0-0 6-3		0-0 6-3		4	0	0	0	0	0	0
Hubie Brooks, R OBP: 0.305, SLG: 0.323 (1, 5)		0-0 4-3			0-0 2B 4-3 1B		0-0 F8		0-0 F8		4	1	1	0	0	0	0
Brian Giles, R OBP: 0.312, SLG: 0.366 (1, 4)		0-3 K			0-0 4-3 1-3 2B		0-0 F8		0-0 F8		4	0	1	0	0	1	0
Ron Gardenhire, R OBP: 0.271, SLG: 0.291 (1, 6)			0-0 5-3		0-0 4-3 2-3 3-H		0-3 K				3	0	0	1	0	1	1
Ed Lynch, R Mike Jorgensen, L Neil Allen, R			0-3 K		0-3 K		0-3 K				2	0	0	0	0	2	1
											1	0	0	0	0	1	0
											0	0	0	0	0	0	0

Inning Stats	R: 0	H: 1	R: 0	H: 0	R: 0	H: 0	R: 1	H: 2	R: 0	H: 0	R: 1	H: 1	R: 0	H: 0	R: 0	H: 0	R: 0	H: 0	R: 0	H: 0	1B: 2	SF: 0	WP: 0	PA: 34
E: 0	LOB: 1	E: 0	LOB: 0	E: 0	LOB: 0	E: 0	LOB: 1	E: 0	LOB: 0	E: 0	LOB: 0	E: 0	LOB: 0	E: 0	LOB: 0	E: 0	LOB: 0	E: 0	LOB: 0	E: 0	LOB: 0	2B: 1 <td>SAC: 0 <td>PB: 0 </td></td>	SAC: 0 <td>PB: 0 </td>	PB: 0
K: 0	BB: 0	K: 1	BB: 0	K: 1	BB: 0	K: 0	BB: 0	K: 1	BB: 0	K: 0	BB: 0	K: 2	BB: 0	K: 0	BB: 0	K: 0	BB: 0	K: 0	BB: 0	K: 0	BB: 0	3B: 0	DP: 0 <td>SB: 0 </td>	SB: 0
S: 4	P: 4	S: 5	P: 5	S: 5	P: 5	S: 3	P: 3	S: 7	P: 7	S: 5	P: 5	S: 4	P: 4	S: 7	P: 7	S: 3	P: 3	S: 3	P: 3	S: 3	P: 3	HR: 1 <td>HBP: 0 <td>CS: 0</td> </td>	HBP: 0 <td>CS: 0</td>	CS: 0


PITCHER	IP	WLS	BF	H	R	ER	SO	BB	IBB	HBP	BLK	WP	HR	S	P	ERA	WHIP
Eric Rasmussen, R ERA: 2.0 (1, 1)	7.0		25	4	2	2	4	0	0	0	0	0	1	33	33	2.57	0.571
Bruce Sutter, R ERA: 3.17 (8, 1)	3.0	W	9	0	0	0	2	0	0	0	0	0	0	13	13	0.00	0.000

PITCHER	IP	WLS	BF	H	R	ER	SO	BB	IBB	HBP	BLK	WP	HR	S	P	ERA	WHIP

BOTTOM

St. Louis Cardinals @ New York Mets
 Shea Stadium, Flushing, NY
 Fri Sep 17 1982, 7:05 PM EDT
 Unknown

AB	34
R	2
H	4
RBI	2
BB	0
SO	6
LOB	3



St. Louis Cardinals @ New York Mets
 Shea Stadium, Flushing, NY
 Fri Sep 17 1982, 7:05 PM EDT
 Att. 8,622 - Unknown

livebaseballscorecards.com

AB	34
R	7
H	9
RBI	7
BB	6
SO	3
LOB	19



Batter	1	2	3	4	5	6	7	8	9	AB R H RBI BB SO LOB	TOP									
Tom Herr, S (1, 4) OBP: 0.328, SLG: 0.308	4-0 S 1B BB		0-0 1B SF7 1B		0-0 G3			0-0 E1 BB S FC5-2	0-0 G3 1B	4 2 2 0 1 0 0										
Lonnie Smith, R (1, 7) OBP: 0.392, SLG: 0.454 Tito Landrum, R (8, 7) OBP: 0.364, SLG: 0.420	0-0 B1		0-0 CS HR 1B		0-0 4-3			4-0 FC5-2 BB 1B BB	0-0 G3 1B	3 2 1 0 1 0 1 1 0 1 0 0 0 0										
Keith Hernandez, L (1, 3) OBP: 0.397, SLG: 0.422	0-0 CS 1B 2-H		0-0 SF7		0-3 K			4-0 FC5-2 BB 1B BB	0-0 G3	3 1 1 2 1 1 2										
George Hendrick, R (1, 9) OBP: 0.315, SLG: 0.438 David Green, R (8, 9) OBP: 0.322, SLG: 0.380	0-3 K		0-0 HR 1-H		0-0 1B			0-0 FC5-2 BB 1B 2B 1-2 2-3 3-H	4-0 IBB	4 2 2 2 0 1 4 0 0 0 0 1 0 0										
Darrell Porter, L (1, 2) OBP: 0.349, SLG: 0.394	0-0 CS 1-2	0-0 F9	0-0 F7		0-0 F8			0-0 P5	0-0 6-3	5 0 0 0 0 0 7										
Willie McGee, S (1, 8) OBP: 0.326, SLG: 0.404		0-0 4-3		0-0 4-3		0-3 K		0-0 2B 1B 1-2 2-H 3-H		4 0 1 2 0 1 1										
Ken Oberkfell, L (1, 5) OBP: 0.328, SLG: 0.344		4-0 BB		0-0 4-3			0-0 4-3	0-0 2B 1-3 2-H		3 0 1 1 1 0 0										
Mike Ramsey, S (1, 6) OBP: 0.305, SLG: 0.313		0-0 F8		0-0 4-3			4-0 5-3 BB	0-0 P6		3 0 0 0 1 0 3										
Steve Mura, R (1, 1) OBP: 0.093, SLG: 0.058 Doug Bair, R (6, 1) OBP: 0.091, SLG: 0.091			0-0 P4		0-0 F7		0-0 5-3		0-0 F8	2 0 0 0 0 0 0 2 0 0 0 0 0 1										
Inning Stats	R: 1 E: 0 K: 1 S: 5	H: 1 LOB: 0 BB: 1 P: 9	R: 0 E: 0 K: 0 S: 3	H: 0 LOB: 1 BB: 1 P: 7	R: 3 E: 0 K: 0 S: 6	H: 3 LOB: 0 BB: 0 P: 6	R: 0 E: 0 K: 0 S: 3	H: 0 LOB: 0 BB: 0 P: 3	R: 0 E: 0 K: 2 S: 8	H: 1 LOB: 1 BB: 0 P: 8	R: 0 E: 0 K: 0 S: 2	H: 0 LOB: 0 BB: 1 P: 6	R: 3 E: 1 K: 0 S: 6	H: 2 LOB: 2 BB: 2 P: 14	R: 0 E: 0 K: 0 S: 5	H: 2 LOB: 3 BB: 1 P: 9	1B: 7 2B: 1 3B: 0 HR: 1	SF: 1 SAC: 0 DP: 0 HBP: 0	WP: 0 PB: 0 SB: 2 CS: 2	PA: 42
PITCHER	IP WLS BF H R ER SO BB IBB HBP BLK WP HR S P ERA WHIP																			
Scott Holman, R (1, 1) ERA: 4.5	4.0 L 17 4 4 2 1 2 0 0 0 0 0 1 17 25 4.50 1.500																			
Jesse Orosco, L (5, 1) ERA: 2.84	2.0 7 1 0 0 2 0 0 0 0 0 0 0 11 11 0.00 0.500																			
Mike Scott, R (7, 1) ERA: 5.14	1.1 7 0 3 0 0 3 0 0 0 0 0 0 4 16 0.00 2.250																			
Carlos Diaz, L (8, 1) ERA: 4.18	1.2 10 4 0 0 0 0 0 1 0 0 0 0 9 13 0.00 2.400																			

BOTTOM

St. Louis Cardinals @ New York Mets
Shea Stadium, Flushing, NY
Fri Sep 17 1982, 7:05 PM EDT
Att. 8,622 - Unknown

livebaseballscorecards.com

AB 33
R 1
H 8
RBI 1
BB 5
SO 5
LOB 18



WP: 0 PA: 38
PB: 0
SB: 2
CS: 1

AB R H RBI BB SO LOB

5 1 3 0 0 0 0

5 0 0 0 0 1 3

4 0 1 0 0 1 2

4 0 1 1 0 0 2

4 0 1 0 0 0 1

4 0 1 0 0 1 1

1 0 0 0 3 0 1

2 0 1 0 2 1 1

1 0 0 0 0 0 2
1 0 0 0 0 0 3
0 0 0 0 0 0 0
1 0 0 0 0 1 2
0 0 0 0 0 0 0
0 0 0 0 0 0 0
1 0 0 0 0 0 0

1B: 8 SF: 0
2B: 0 SAC: 0
3B: 0 DP: 1
HR: 0 HBP: 0

Batter	1	2	3	4	5	6	7	8	9
Mookie Wilson, S OBP: 0.316, SLG: 0.371 (1, 8)	0-0 S 1B		0-0 CS 1B		0-0 E 1B		0-0 6-3		0-0 F7
Brian Giles, R OBP: 0.296, SLG: 0.345 (1, 4)	0-3 K 1-2		0-0 6-3 1-2		0-0 F7 1-2		0-0 6-3		0-0 4-3
Ellis Valentine, R OBP: 0.287, SLG: 0.398 (1, 9)	0-0 F8		0-3 K		0-0 6-3		0-0 1B		
Dave Kingman, R OBP: 0.294, SLG: 0.468 (1, 3)	0-0 E S 2-H 1B			0-0 5-3	0-0 P6		0-0 L7		
Mike Jorgensen, L OBP: 0.352, SLG: 0.324 (1, 7)	0-0 6-3 1-3			0-0 5-3		0-0 F9		0-0 1B	
Hubie Brooks, R OBP: 0.304, SLG: 0.322 (1, 5)		0-0 5-3		0-0 BB BB 1B		0-3 K		0-0 P6	
Bruce Bochy, R OBP: 0.433, SLG: 0.615 (1, 2)		4-0 BB BB		4-0 BB BB 1-2		4-0 1B BB		0-0 L7	
Ron Gardenhire, R OBP: 0.276, SLG: 0.293 (1, 6)		4-0 G4-6-3 BB 1-2		4-0 FC3-6 BB 1-2 2-3		0-0 1B		0-3 K	
Scott Holman, R Rusty Staub, L Jesse Orosco, R George Foster, R Mike Scott, R Carlos Diaz, R Ron Hodges, L		0-0 G4-6-3 1-2f		0-0 FC3-6 1-2f		0-3 K		0-0 3-1	

Inning Stats	R: 1	H: 2	E: 0	K: 1	S: 7	H: 2	LOB: 1	BB: 0	P: 7	R: 0	H: 0	E: 0	K: 0	S: 2	R: 0	H: 1	E: 0	K: 1	S: 5	R: 0	H: 1	E: 1	K: 0	S: 4	R: 0	H: 1	E: 0	K: 2	S: 8	R: 0	H: 1	E: 0	K: 0	S: 4	R: 0	H: 1	E: 0	K: 1	S: 6	R: 0	H: 0	E: 0	K: 0	S: 3
--------------	------	------	------	------	------	------	--------	-------	------	------	------	------	------	------	------	------	------	------	------	------	------	------	------	------	------	------	------	------	------	------	------	------	------	------	------	------	------	------	------	------	------	------	------	------

PITCHER	IP	WLS	BF	H	R	ER	SO	BB	IBB	HBP	BLK	WP	HR	S	P	ERA	WHIP
Steve Mura, R ERA: 4.11 (1, 1)	5.2	W	26	6	1	1	3	5	0	0	0	0	0	27	47	1.59	1.941
Doug Bair, R ERA: 2.7 (6, 1)	3.1	S	12	2	0	0	2	0	0	0	0	0	0	16	16	0.00	0.600

Batter	1	2	3	4	5	6	7	8	9	AB R H RBI BB SO LOB	TOP									
Lonnie Smith, R (1, 7) <small>OBP: 0.391, SLG: 0.452</small> Willie McGee, S (9, 8) <small>OBP: 0.326, SLG: 0.404</small>	0-0 F8			0-0 F8		0-0 FC6-5 CS			0-0 L1-3 1B	4 0 1 0 0 0 1 0 0 0 0 0 0 0										
David Green, R (1, 8) <small>OBP: 0.320, SLG: 0.397</small>	0-0 F9			0-0 HR		0-0 CS	0-3 K		0-0 L1-3	4 1 1 1 0 1 2										
Keith Hernandez, L (1, 3) <small>OBP: 0.396, SLG: 0.420</small>	0-0 F7			0-3 K			0-3 K		4-0 1B 1B IBB	3 0 0 0 1 2 0										
George Hendrick, R (1, 9) <small>OBP: 0.316, SLG: 0.437</small>		0-0 F5		0-0 F8			4-0 BB		0-0 1B 1B	3 0 1 1 1 0 0										
Gene Tenace, R (1, 2) <small>OBP: 0.463, SLG: 0.550</small>		0-3 K			0-0 5-3		0-0 P6		0-0 1B 1B	4 0 1 0 0 1 1										
Kelly Paris, R (1, 5) Ken Oberkfell, L (8, 5) <small>OBP: 0.328, SLG: 0.344</small>		0-3 K			0-0 F8				0-0 1B	3 0 0 0 0 2 0 0 0 0 0 0 0 0										
Mike Ramsey, S (1, 6) <small>OBP: 0.310, SLG: 0.318</small>			0-0 G5-4-3 1B		0-0 CS 1B				0-0 F2	3 0 2 0 0 0 0										
Julio Gonzalez, R (1, 4) Bruce Sutter, R (8, 1) <small>OBP: 0.125, SLG: 0.143</small>			0-0 G5-4-3		0-0 CS	0-0 FC6-5 SH5-4 1B			0-3 K	3 0 1 0 0 1 1 0 0 0 0 0 0 0										
Bob Forsch, R (1, 1) Tom Herr, S (8, 4) <small>OBP: 0.225, SLG: 0.265</small> <small>OBP: 0.329, SLG: 0.310</small>			0-3 K		0-0 SH5-4				0-0 1B 1B	1 0 0 0 0 1 0 1 1 1 0 0 0 0										
Inning Stats	R: 0 E: 0 K: 0 S: 3	H: 0 LOB: 0 BB: 0 P: 3	R: 0 E: 0 K: 2 S: 7	H: 0 LOB: 0 BB: 0 P: 7	R: 0 E: 0 K: 1 S: 5	H: 1 LOB: 0 BB: 0 P: 5	R: 1 E: 0 K: 1 S: 6	H: 1 LOB: 0 BB: 0 P: 6	R: 0 E: 0 K: 0 S: 3	H: 1 LOB: 0 BB: 0 P: 3	R: 0 E: 0 K: 2 S: 7	H: 0 LOB: 1 BB: 1 P: 11	R: 0 E: 0 K: 2 S: 7	H: 0 LOB: 0 BB: 0 P: 7	R: 1 E: 0 K: 0 S: 5	H: 4 LOB: 3 BB: 1 P: 9	1B: 7 2B: 1 3B: 0 HR: 1	SF: 0 SAC: 1 DP: 2 HBP: 0	WP: 0 PB: 0 SB: 0 CS: 2	PA: 34
PITCHER	IP WLS BF H R ER SO BB IBB HBP BLK WP HR S P ERA WHIP																			
Pete Falcone, L (1, 1) <small>ERA: 3.86</small> Charlie Puleo, R (9, 1) <small>ERA: 4.55</small>	8.0 L 26 4 1 1 8 1 0 0 0 0 0 1 41 45 1.12 0.625																			
	1.0 6 4 1 1 0 0 0 1 0 0 0 0 5 9 9.00 4.000																			

St. Louis Cardinals @ New York Mets
 Shea Stadium, Flushing, NY
 Sat Sep 18 1982, 7:05 PM EDT
 Cloudy

livebaseballscorecards.com

AB	29
R	2
H	8
RBI	2
BB	2
SO	8
LOB	5



BOTTOM

St. Louis Cardinals @ New York Mets
Shea Stadium, Flushing, NY
Sat Sep 18 1982, 7:05 PM EDT
Cloudy

AB	30
R	0
H	5
RBI	0
BB	3
SO	6
LOB	15



WP:	0	PA:	33
PB:	0		
SB:	0		
CS:	1		

AB	R	H	RBI	BB	SO	LOB
4	0	1	0	0	1	0
4	0	2	0	0	0	2
4	0	0	0	0	1	4
0	0	0	0	0	0	0
3	0	1	0	1	1	1
4	0	0	0	0	0	2
3	0	0	0	1	0	2
3	0	0	0	0	1	2
1	0	0	0	1	0	1
1	0	0	0	0	0	0
2	0	0	0	0	2	1
1	0	1	0	0	0	0
0	0	0	0	0	0	0

Batter	1	2	3	4	5	6	7	8	9
Mookie Wilson, S OBP: 0.315, SLG: 0.370 (1, 8)	0-3 K ①			0-0 4-3 ①		0-0 F7 ②		0-0 1-2 1B ②	
Bob Bailor, R OBP: 0.312, SLG: 0.320 (1, 5) (9, 6)	0-0 F2 ②			0-0 1B		0-0 1B		0-0 F7 ②	
Rusty Staub, L OBP: 0.320, SLG: 0.333 Charlie Puleo, R OBP: 0.163, SLG: 0.128 (1, 7) (9, 1)	0-0 L7 ③			0-3 K ②		0-0 F8 ③		0-0 L8 ③	
Dave Kingman, R OBP: 0.295, SLG: 0.468 (1, 3)		0-0 FC4-6 1B		0-3 K ③		4-0 FC6-4 BB		0-0 5-3 ①	
Ellis Valentine, R OBP: 0.284, SLG: 0.393 (1, 9)		0-0 FC4-6 G3-6-1 1-2f		0-0 F3 ①		0-0 FC6-4 E 1-2f		0-0 1-3 ②	
Ron Hodges, L OBP: 0.379, SLG: 0.410 (1, 2)		0-0 G3-6-1 1-2f		4-0 FC6-4 BB		0-0 L5 1-2		0-0 1-3 ③	
Brian Giles, R OBP: 0.287, SLG: 0.333 (1, 4)			0-0 F8 ①		0-0 L9 ②		0-3 K ③		
Ron Gardenhire, R OBP: 0.277, SLG: 0.292 Hubie Brooks, R OBP: 0.304, SLG: 0.321 (8, PH) (9, 5)			4-0 CS BB		0-0 FC6-4 1-2f		0-0 5-3 ①		
Pete Falcone, L OBP: 0.113, SLG: 0.132 Mike Jorgensen, L OBP: 0.358, SLG: 0.330 Mike Howard, S OBP: 0.320, SLG: 0.158 (8, PR) (9, 7)			0-3 K ② ③		0-3 K ①		0-0 1B 1B		

Inning	R	H	E	K	S	P	BB	LOB
1	0	0	0	1	5	3	0	0
2	0	1	0	0	3	3	0	0
3	0	0	0	0	0	0	0	0
4	0	1	0	2	8	0	0	0
5	0	0	0	0	3	3	0	1
6	0	1	0	1	6	0	0	0
7	0	0	1	1	9	0	0	0
8	0	2	0	0	5	0	0	0
9	0	0	0	0	3	0	0	0

PITCHER	IP	WLS	BF	H	R	ER	SO	BB	IBB	HBP	BLK	WP	HR	S	P	ERA	WHIP
Bob Forsch, R ERA: 3.43 (1, 1)	7.1	W	28	5	0	0	6	3	0	0	0	0	0	37	49	0.00	1.091
Bruce Sutter, R ERA: 3.12 (8, 1)	1.2	S	5	0	0	0	0	0	0	0	0	0	0	5	5	0.00	0.000

Batter	1	2	3	4	5	6	7	8	9	AB R H RBI BB SO LOB	TOP		
Tom Herr, S (1, 4) OBP: 0.330, SLG: 0.308	4-0 CS BB		0-0 4-3	0-0 1-3			4-0 CS 2B BB		0-0 F7	3 1 0 0 2 0 1			
Lonnie Smith, R (1, 7) OBP: 0.390, SLG: 0.449 Tito Landrum, R (9, 7) OBP: 0.364, SLG: 0.420	0-3 K		0-0 P6		0-0 4-3		0-3 K		4-0 G6-4-3 BB	4 0 0 0 1 2 3 0 0 0 0 0 0 0			
Keith Hernandez, L (1, 3) OBP: 0.396, SLG: 0.421	0-0 P6		4-0 1B BB		0-0 L4		0-0 E 1B 2B		0-0 G6-4-3	4 1 1 1 1 0 1			
Dane Iorg, L (1, 9) OBP: 0.360, SLG: 0.363 David Green, R (7, PR) OBP: 0.320, SLG: 0.397		0-0 FC1-6 1B	0-0 1-2 1B		0-0 F9		0-0 E5 1B 2-3			4 0 2 0 0 0 1 0 0 0 0 0 0 0			
Darrell Porter, L (1, 2) OBP: 0.351, SLG: 0.404		0-0 F8	0-0 L9			0-0 HR		0-0 FC6-4 1B		4 1 2 2 0 0 3			
Willie McGee, S (1, 8) OBP: 0.323, SLG: 0.400		0-0 FC1-6 1B E		0-0 4-3		0-0 F8		0-0 FC6-4		4 1 0 0 0 0 3			
Ken Oberkfell, L (1, 5) OBP: 0.329, SLG: 0.343		0-0 E8 1B 1B		4-0 G3 S 1B BB		0-3 K		0-0 4-3		3 2 1 0 1 1 0			
Mike Ramsey, S (1, 6) OBP: 0.309, SLG: 0.317		0-0 G3 1B		0-0 G3		0-3 K		0-0 6-3		4 0 1 1 0 1 1			
Jim Kaat, L (1, 1) Gene Roof, S (4, PH) OBP: 0.250, SLG: 0.250 Jeff Lahti, R (4, 1) OBP: 0.077, SLG: 0.077		0-0 4-3		0-0 S 1B			0-0 CS BB 1B		0-3 K	1 0 0 0 0 0 1 1 0 1 1 0 0 0 2 0 1 0 0 1 0			
Inning Stats	R: 0 H: 0 E: 0 LOB: 0 K: 1 BB: 1 S: 4 P: 8	R: 2 H: 3 E: 1 LOB: 1 K: 0 BB: 0 S: 6 P: 6	R: 0 H: 1 E: 0 LOB: 2 K: 0 BB: 1 S: 4 P: 8	R: 1 H: 1 E: 0 LOB: 1 K: 0 BB: 1 S: 4 P: 8	R: 0 H: 0 E: 0 LOB: 0 K: 0 BB: 0 S: 3 P: 3	R: 1 H: 1 E: 0 LOB: 0 K: 2 BB: 0 S: 8 P: 8	R: 2 H: 3 E: 1 LOB: 2 K: 1 BB: 1 S: 8 P: 12	R: 0 H: 0 E: 0 LOB: 0 K: 1 BB: 0 S: 5 P: 5	R: 0 H: 0 E: 0 LOB: 0 K: 0 BB: 1 S: 2 P: 6	1B: 7 SF: 0 2B: 2 SAC: 0 3B: 0 DP: 2 HR: 1 HBP: 0	WP: 0 PA: 39 PB: 0 SB: 2 CS: 3		
PITCHER	IP WLS BF H R ER SO BB IBB HBP BLK WP HR S P ERA WHIP											PITCHER	IP WLS BF H R ER SO BB IBB HBP BLK WP HR S P ERA WHIP
Walt Terrell, R (1, 1) ERA: 5.4	6.2 L 31 8 6 4 4 4 4 0 0 0 0 1 35 51 5.40 1.800												
Tom Gorman, L (7, 1) ERA: 4.91	0.1 2 1 0 0 0 0 0 0 0 0 0 0 2 2 0.00 3.000												
Doug Sisk, R (8, 1) ERA: 1.93	2.0 6 0 0 0 0 1 1 0 0 0 0 0 7 11 0.00 0.500												

St. Louis Cardinals @ New York Mets
 Shea Stadium, Flushing, NY
 Sat Sep 18 1982, 7:05 PM EDT
 Att. 9,900 - Unknown

livebaseballscorecards.com

AB	34
R	6
H	9
RBI	5
BB	5
SO	5
LOB	14



BOTTOM

St. Louis Cardinals @ New York Mets
 Shea Stadium, Flushing, NY
 Sat Sep 18 1982, 7:05 PM EDT
 Att. 9,900 - Unknown

livebaseballscorecards.com

AB	36
R	2
H	10
RBI	2
BB	0
SO	7
LOB	12



AB	R	H	RBI	BB	SO	LOB
4	0	2	0	0	1	1
4	0	2	0	0	0	1
4	0	1	0	0	1	5
4	0	0	0	0	2	1
4	0	0	0	0	1	1
4	0	2	0	0	0	0
3	0	0	0	0	1	2
1	1	1	1	0	0	0
3	1	1	1	0	1	0
1	0	0	0	0	0	0
2	0	1	0	0	0	1
0	0	0	0	0	0	0
1	0	0	0	0	0	0
1	0	0	0	0	0	0

Batter	1	2	3	4	5	6	7	8	9
Mookie Wilson, S OBP: 0.316, SLG: 0.371 (1, 8)	0-0 G6-4-3 1B		0-0 1B		0-0 FC6-4 1B		0-3 K		
Bob Bailor, R OBP: 0.314, SLG: 0.322 (1, 6)	0-0 G6-4-3 1-2f		0-0 G5-4-3 1B		0-0 1B			0-0 6-3	
George Foster, R OBP: 0.311, SLG: 0.365 (1, 7)	0-0 6-3		0-0 G5-4-3 1-2f		0-3 K			0-0 1B	
Dave Kingman, R OBP: 0.293, SLG: 0.464 (1, 3)		0-0 F8		0-3 K		0-0 5-3		0-3 K	
Rusty Tillman, R OBP: 0.167, SLG: 0.167 (1, 9)		0-3 K		0-0 F8		0-0 F8		0-0 3-1	
Hubie Brooks, R OBP: 0.305, SLG: 0.323 (1, 5)		0-0 6-3		0-0 1B		0-0 1B		0-0 P4	
Brian Giles, R OBP: 0.279, SLG: 0.323 (1, 4)			0-0 1-3		0-3 K		0-0 6-3		0-0 HR
Gary Rajsich, L OBP: 0.273, SLG: 0.326 (9, PH)									
Bruce Bochy, R OBP: 0.424, SLG: 0.690 (1, 2)			0-0 HR		0-0 E5 FC1-6		0-3 K		0-0 1-3
Ron Hodges, L OBP: 0.378, SLG: 0.408 (9, PH)									
Walt Terrell, L OBP: 0.500, SLG: 0.500 (1, 1)			0-0 1B		0-0 FC1-6 FC6-4		0-0 P6		0-0 4-3
Tom Gorman, L (7, 1)									
Mike Jorgensen, L OBP: 0.355, SLG: 0.327 (7, PH)									
Doug Sisk, R (8, 1)									
Rusty Staub, L OBP: 0.319, SLG: 0.332 (9, PH)									

Inning Stats	R: 0	H: 1	E: 0	K: 0	S: 3	LOB: 0	BB: 0	P: 3	R: 0	H: 0	E: 0	K: 1	S: 5	LOB: 0	BB: 0	P: 5	R: 1	H: 4	E: 0	K: 0	S: 6	LOB: 2	BB: 0	P: 6	R: 0	H: 1	E: 0	K: 2	S: 8	LOB: 1	BB: 0	P: 8	R: 0	H: 1	E: 1	K: 1	S: 7	LOB: 2	BB: 0	P: 7	R: 0	H: 1	E: 0	K: 0	S: 4	LOB: 1	BB: 0	P: 4	R: 0	H: 0	E: 0	K: 2	S: 7	LOB: 0	BB: 0	P: 7	R: 0	H: 1	E: 0	K: 1	S: 6	LOB: 1	BB: 0	P: 6	R: 1	H: 1	E: 0	K: 0	S: 4	LOB: 0	BB: 0	P: 4
1B: 8	SF: 0	2B: 0	SAC: 0	3B: 0	DP: 2	HR: 2	HBP: 0	WP: 0	PA: 36	WP: 0	PA: 36	ERA	WHIP	ERA	WHIP																																																									

PITCHER	IP	WLS	BF	H	R	ER	SO	BB	IBB	HBP	BLK	WP	HR	S	P	ERA	WHIP
Jim Kaat, L ERA: 3.75 (1, 1)	3.0		12	5	1	1	1	0	0	0	0	0	1	14	14	3.00	1.667
Jeff Lahti, R ERA: 3.96 (4, 1)	6.0	W	24	5	1	1	6	0	0	0	0	0	1	36	36	1.50	0.833

Batter	1	2	3	4	5	6	7	8	9	AB R H RBI BB SO LOB	TOP
Tom Herr, S (1, 4) OBP: 0.331, SLG: 0.309	0-3 K		0-3 K		0-0 1B SF8 1B		0-0 G4-3 1B			4 1 2 0 0 2 0	
Ken Oberkfell, L (1, 5) OBP: 0.331, SLG: 0.345	0-0 FC6-4 1B		0-0 F9		0-0 CS 1B		0-0 G4-3			4 0 2 0 0 0 2	
Dane Iorg, L (1, 3) OBP: 0.360, SLG: 0.369 Lonnie Smith, R (8, PH) OBP: 0.391, SLG: 0.450 Keith Hernandez, L (8, 3) OBP: 0.396, SLG: 0.421	0-3 K				0-0 1B 2B		0-0 SF8		0-0 FC5-4 1B	2 1 1 1 0 1 1 1 0 1 0 0 0 0 0 0 0 0 0 0 0	
George Hendrick, R (1, 9) OBP: 0.316, SLG: 0.436	0-0 FC6-4				0-0 1B FC G6-4-3 1B		0-3 K		0-0 FC5-4	4 1 1 0 0 1 3	
Darrell Porter, L (1, 2) OBP: 0.347, SLG: 0.399		0-3 K			0-0 FC G6-4-3 1B		0-0 G3		0-0 F9	4 0 0 0 0 1 3	
Willie McGee, S (1, 8) OBP: 0.322, SLG: 0.398		0-0 E6			0-0 G6-4-3 1B		0-3 K		0-0 6-3	4 0 1 1 0 1 1	
David Green, R (1, 7) OBP: 0.312, SLG: 0.386		0-0 F7			0-0 G6-4-3		0-0 4-3		0-3 K	4 0 0 0 0 1 3	
Mike Ramsey, S (1, 6) OBP: 0.312, SLG: 0.317		0-0 P6			4-0 IBB		0-0 1B SH3-4 1B		0-0 P4	3 0 1 0 1 0 1	
John Stuper, R (1, 1) OBP: 0.154, SLG: 0.184 Doug Bair, R (7, 1) OBP: 0.083, SLG: 0.083			0-0 4-3		0-3 K		0-0 SH3-4		0-3 K	2 0 0 0 0 1 2 1 0 0 0 0 1 0	
Inning Stats	R: 0 H: 1 E: 0 LOB: 1 K: 2 BB: 0 S: 8 P: 8	R: 0 H: 0 E: 1 LOB: 1 K: 1 BB: 0 S: 6 P: 6	R: 0 H: 0 E: 0 LOB: 0 K: 1 BB: 0 S: 5 P: 5	R: 2 H: 3 E: 0 LOB: 2 K: 1 BB: 1 S: 8 P: 12	R: 1 H: 2 E: 0 LOB: 0 K: 1 BB: 0 S: 6 P: 6	R: 0 H: 0 E: 0 LOB: 0 K: 1 BB: 0 S: 5 P: 5	R: 0 H: 2 E: 0 LOB: 1 K: 0 BB: 0 S: 4 P: 4	R: 0 H: 1 E: 0 LOB: 1 K: 0 BB: 0 S: 4 P: 4	R: 0 H: 0 E: 0 LOB: 0 K: 2 BB: 0 S: 7 P: 7	1B: 8 SF: 1 2B: 1 SAC: 1 3B: 0 DP: 2 HR: 0 HBP: 0	WP: 0 PA: 36 PB: 0 SB: 1 CS: 1
PITCHER	IP WLS BF H R ER SO BB IBB HBP BLK WP HR S P ERA WHIP										
Pat Zachry, R (1, 1) ERA: 4.07	7.0 L 29 8 3 3 7 0 1 0 0 0 0 0 42 46 3.86 1.143										
Jesse Orosco, L (8, 1) ERA: 2.78	2.0 7 1 0 0 2 0 0 0 0 0 0 0 11 11 0.00 0.500										

St. Louis Cardinals @ New York Mets
Shea Stadium, Flushing, NY
Sun Sep 19 1982, 3:33 AM EDT
Att. 9,868 - Unknown

livebaseballscorecards.com

AB 33
R 3
H 9
RBI 2
BB 1
SO 9
LOB 16



BOTTOM

St. Louis Cardinals @ New York Mets
 Shea Stadium, Flushing, NY
 Sun Sep 19 1982, 3:33 AM EDT
 Att. 9,868 - Unknown

livebaseballscorecards.com

AB	32
R	1
H	7
RBI	1
BB	2
SO	5
LOB	13



WP: 0	PA: 35
PB: 0	
SB: 0	
CS: 1	


AB R H RBI BB SO LOB

4	0	1	0	0	1	3
3	0	0	0	1	0	0
4	0	1	0	0	0	2
4	0	0	0	0	2	1
4	1	2	0	0	1	0
3	0	1	0	1	0	1
4	0	0	0	0	1	4
2	0	0	0	0	0	0
1	0	1	1	0	0	0
0	0	0	0	0	0	0
2	0	1	0	0	0	0
1	0	0	0	0	0	2
0	0	0	0	0	0	0

Batter	1	2	3	4	5	6	7	8	9
Mookie Wilson, S OBP: 0.316, SLG: 0.372 (1, 8)	0-3 K ①		0-0 2B X		0-0 F7-6-3 1-2 ②		0-0 FC6 1-2f ③		
Bob Bailor, R OBP: 0.313, SLG: 0.319 (1, 5) (8, 6)	0-0 5-3 X		4-0 FC6-4 BB BBB			0-0 6-3 X		0-0 F8 X	
Rusty Staub, L OBP: 0.318, SLG: 0.335 (1, 7)	0-0 2B X		0-0 FC6-4 1-2f ③			0-0 F9 X		0-0 F7 X	
Dave Kingman, R OBP: 0.291, SLG: 0.460 (1, 3)	0-0 5-3 X			0-0 5-3 X		0-3 K SSS		0-3 K SSS	
Gary Rajsich, L OBP: 0.280, SLG: 0.338 (1, 9)		0-0 P6 X		0-0 2B X			0-0 1B 1B X		0-3 K SSS
Ron Hodges, L OBP: 0.380, SLG: 0.407 (1, 2)		4-0 FC6-4 BB BBB		0-0 F8 X			0-0 1B 1B 1-3 X		0-0 F7 X
Brian Giles, R OBP: 0.269, SLG: 0.309 (1, 4)		0-0 FC6-4 CS 1-2f ②		0-0 F9 X			0-0 F9 X		0-3 K SSS
Ron Gardenhire, R OBP: 0.276, SLG: 0.290 (1, 6)		0-0 CS 1-2 ③	0-0 6-3 X		0-0 F9 X		0-0 FC6 1B 1-2 3-H X		
Mike Jorgensen, L OBP: 0.360, SLG: 0.333 (7, PH)									
Hubie Brooks, R OBP: 0.305, SLG: 0.323 (8, 5)									
Pat Zachry, R OBP: 0.103, SLG: 0.079 (1, 1)			0-0 G3 X		0-0 F7-6-3 1B X				
George Foster, R OBP: 0.311, SLG: 0.364 (7, PH)									
Jesse Orosco, R OBP: 0.083, SLG: 0.083 (8, 1)									

Inning Stats	R: 0 E: 0 K: 1 S: 6	H: 1 LOB: 1 BB: 0 P: 6	R: 0 E: 0 K: 0 S: 2	H: 0 LOB: 0 BB: 1 P: 6	R: 0 E: 0 K: 0 S: 4	H: 1 LOB: 2 BB: 1 P: 8	R: 0 E: 0 K: 0 S: 4	H: 1 LOB: 1 BB: 0 P: 4	R: 0 E: 0 K: 0 S: 3	H: 1 LOB: 0 BB: 0 P: 3	R: 0 E: 0 K: 1 S: 5	H: 0 LOB: 0 BB: 0 P: 5	R: 1 E: 0 K: 0 S: 6	H: 3 LOB: 2 BB: 0 P: 6	R: 0 E: 0 K: 1 S: 5	H: 0 LOB: 0 BB: 0 P: 5	R: 0 E: 0 K: 2 S: 7	H: 0 LOB: 0 BB: 0 P: 7	1B: 4 2B: 4 3B: 0 HR: 0	SF: 0 SAC: 0 DP: 1 HBP: 0	WP: 0 PB: 0 SB: 0 CS: 1	PA: 35
---------------------	------------------------------	---------------------------------	------------------------------	---------------------------------	------------------------------	---------------------------------	------------------------------	---------------------------------	------------------------------	---------------------------------	------------------------------	---------------------------------	------------------------------	---------------------------------	------------------------------	---------------------------------	------------------------------	---------------------------------	----------------------------------	------------------------------------	----------------------------------	--------

PITCHER	IP	WLS	BF	H	R	ER	SO	BB	IBB	HBP	BLK	WP	HR	S	P	ERA	WHIP
John Stuper, R ERA: 3.33 (1, 1)	6.1	W	26	7	1	1	2	2	0	0	0	0	0	28	36	1.42	1.421
Doug Bair, R ERA: 2.62 (7, 1)	2.2	S	8	0	0	0	3	0	0	0	0	0	0	14	14	0.00	0.000

Batter	1	2	3	4	5	6	7	8	9	10	AB R H RBI BB SO LOB	TOP														
Tim Raines, S OBP: 0.351, SLG: 0.361 (1, 7) X	0-0 4-3 ①		0-0 F9 ②		4-0 BB BB 1-2 2-3		0-3 K ② X	0-0 F8 ③			4 0 0 0 1 1 3	<p>Montreal Expos @ New York Mets Shea Stadium, Flushing, NY Tue Sep 21 1982, 3:33 AM EDT Unknown</p> <p>livebaseballscorecards.com</p> <table border="1"> <tr><td>AB</td><td>36</td></tr> <tr><td>R</td><td>1</td></tr> <tr><td>H</td><td>9</td></tr> <tr><td>RBI</td><td>1</td></tr> <tr><td>BB</td><td>8</td></tr> <tr><td>SO</td><td>2</td></tr> <tr><td>LOB</td><td>26</td></tr> </table> 	AB	36	R	1	H	9	RBI	1	BB	8	SO	2	LOB	26
AB	36																									
R	1																									
H	9																									
RBI	1																									
BB	8																									
SO	2																									
LOB	26																									
Bryan Little, S OBP: 0.343, SLG: 0.267 (1, 6) X (8, 4)	0-0 6-3 ②		4-0 BB BB BB BB		4-0 BB BB 1-2 2-3 3-H		0-0 1B S 1B		0-0 6-3 ①		3 0 1 1 2 0 0															
Andre Dawson, R OBP: 0.344, SLG: 0.495 (1, 8) X	0-0 F7 ③		0-0 F7 ③		0-0 F7 ②		0-0 1B 1-3		0-0 CS 1B		5 0 2 0 0 0 4															
Al Oliver, L OBP: 0.395, SLG: 0.532 (1, 3) X		0-0 1B 1B		0-0 5-3 ① X	0-0 F7 ③		0-0 G3 ③		0-0 6-3 ② ③ 1-2		5 0 1 0 0 0 6															
Gary Carter, R OBP: 0.387, SLG: 0.527 (1, 2) X		0-0 L5 ①		0-0 P4 ②		0-0 FC6-4 1B		4-0 BB SH1-4 BB		0-3 K ①	4 0 1 0 1 1 1															
Tim Wallach, R OBP: 0.313, SLG: 0.449 (1, 5) X		0-0 P6 ②		0-0 5-3 ③		0-0 F8 ①		0-0 SH1-4 ① 1-2		0-0 1B 1B	4 0 1 0 0 0 2															
Warren Cromartie, L OBP: 0.343, SLG: 0.401 (1, 9) X		0-0 FC6-4 1B 1-2			0-0 BB 2B		0-0 P3 ②		4-0 BB IBB		0-0 P4 ②	4 0 2 0 1 0 2														
Doug Flynn, R OBP: 0.240, SLG: 0.274 Jerry White, S OBP: 0.305, SLG: 0.382 Chris Speier, R OBP: 0.322, SLG: 0.354 (1, 4) X (8, PH) (8, 6)		0-0 FC6-4 ③ 1-2f			4-0 BB BB BB BB 2-3		0-0 FC6-4 ③ 1-2f		4-0 BB 1-2 2-3 BB		0-0 1B 1-3	2 1 0 0 1 0 3 0 0 0 0 1 0 0 1 0 1 0 0 0 0														
Charlie Lea, R OBP: 0.182, SLG: 0.145 Woodie Fryman, R OBP: 0.250, SLG: 0.250 Wallace Johnson, S OBP: 0.250, SLG: 0.254 Joel Youngblood, R OBP: 0.267, SLG: 0.320 Jeff Reardon, R OBP: 0.100, SLG: 0.200 Dan Norman, R OBP: 0.286, SLG: 0.359 Bryn Smith, R (10, 1) (10, 1)			0-0 5-3 ①		4-0 BB BB 1-2		0-0 5-3 ① X	0-0 F3 ②		0-0 P6 ③	2 0 0 0 1 0 0 0 0 0 0 0 0 0 0 0 0 0 0 0 0 1 0 0 0 0 0 3 0 0 0 0 0 0 0 1 0 0 0 0 0 2 0 0 0 0 0 0 0															
Inning Stats	R: 0 E: 0 K: 0 S: 3	H: 0 LOB: 0 BB: 0 P: 3	R: 0 E: 0 K: 0 S: 5	H: 2 LOB: 2 BB: 0 P: 5	R: 0 E: 0 K: 0 S: 3	H: 0 LOB: 1 BB: 1 P: 7	R: 0 E: 0 K: 0 S: 3	H: 0 LOB: 0 BB: 0 P: 3	R: 1 E: 0 K: 0 S: 3	H: 1 LOB: 3 BB: 4 P: 19	R: 0 E: 0 K: 1 S: 7	H: 2 LOB: 2 BB: 0 P: 7	R: 0 E: 0 K: 0 S: 3	H: 0 LOB: 3 BB: 3 P: 15	R: 0 E: 0 K: 0 S: 3	H: 1 LOB: 0 BB: 0 P: 3	R: 0 E: 0 K: 1 S: 7	H: 2 LOB: 2 BB: 0 P: 7	1B: 8 2B: 1 3B: 0 HR: 0	SF: 0 SAC: 1 DP: 0 HBP: 0	WP: 0 PB: 0 SB: 1 CS: 1	PA: 45				
PITCHER Rick Ownbey, R ERA: 3.3 Jesse Orosco, L ERA: 2.71	IP 7.1	WLS 35	BF 6	H 1	R 1	ER 1	SO 1	BB 7	IBB 1	HBP 0	BLK 0	WP 0	HR 0	S 29	P 61	ERA 1.23	WHIP 1.773									
	IP 2.2	WLS 10	BF 3	H 0	R 0	ER 0	SO 1	BB 0	IBB 0	HBP 0	BLK 0	WP 0	HR 0	S 12	P 12	ERA 0.00	WHIP 1.125									

Batter	1	2	3	4	5	6	7	8	9	10	AB	R	H	RBI	BB	SO	LOB
Mookie Wilson, S OBP: 0.315, SLG: 0.370 (1, 8)	0-3 K			x 0-0 1-3		BBB 4-0 FC5-4 SH5-4 1-2 BB	x 0-0 FC6-4				3	0	0	0	1	1	2
Ron Hodges, L OBP: 0.379, SLG: 0.406 (1, 2)	0-0 3-1			x 0-0 L3		x 0-0 SH5-4		x 0-0 CS 1B			3	0	1	0	0	0	0
Gary Rajsich, L OBP: 0.286, SLG: 0.333 (1, 9)	0-3 K			BBB 4-0 1B BB		4-0 FC5-4 IBB		x 0-0 P3 1-2			2	0	0	0	2	1	1
Dave Kingman, R OBP: 0.291, SLG: 0.458 (1, 3)		x 0-0 5-3		x 0-0 FC5-4 1B		x 0-0 FC5-4		BBB 0-0 FC5-4 1-2 2-3 3-H		x 0-3 K	4	0	1	1	0	1	2
George Foster, R OBP: 0.309, SLG: 0.361 (1, 7)		x 0-0 6-3		x 0-0 FC5-4		x 0-0 F7			x 0-0 F8		4	0	0	0	0	0	4
Hubie Brooks, R OBP: 0.303, SLG: 0.320 (1, 5)		x 0-0 F8			x 0-0 5-3		x 0-0 F4-3		x 0-0 5-3		4	0	0	0	0	0	0
Brian Giles, R OBP: 0.270, SLG: 0.303 (1, 4)			x 0-0 F4-3		BBB 4-0 F5-4-3 BB		SSS 0-3 K		x 0-0 P4		2	0	0	0	1	1	0
Bob Bailor, R OBP: 0.312, SLG: 0.318 (9, PH) (10, 4)											1	0	0	0	0	0	0
Ron Gardenhire, R OBP: 0.278, SLG: 0.301 (1, 6)			x 0-0 F4-3		x 0-0 F5-4-3 1-2		x 0-0 E 1B 1B			x 0-0 HR	4	1	2	1	0	0	1
Rick Ownbey, R OBP: 0.313, SLG: 0.214 (1, 1)			x 0-0 F4-3			BBB 4-0 SH5-4 BB FC5-4		x 0-0 E5 FC6-4 1-3 1B			2	1	1	0	1	0	0
Jesse Orosco, R OBP: 0.083, SLG: 0.083 (8, 1)											0	0	0	0	0	0	0

Inning Stats	R: 0	H: 0	E: 0	K: 2	S: 7	R: 0	H: 0	E: 0	K: 0	S: 3	R: 0	H: 0	E: 0	K: 0	S: 3	R: 0	H: 1	E: 0	K: 0	S: 4	R: 0	H: 0	E: 0	K: 0	S: 2	R: 1	H: 0	E: 0	K: 0	S: 3	R: 0	H: 2	E: 1	K: 1	S: 7	R: 0	H: 1	E: 0	K: 1	S: 5	R: 0	H: 0	E: 0	K: 0	S: 3	R: 1	H: 1	E: 0	K: 0	S: 1	1B: 4	SF: 0	2B: 0	3B: 0	HR: 1	WP: 0	PA: 35
--------------	------	------	------	------	------	------	------	------	------	------	------	------	------	------	------	------	------	------	------	------	------	------	------	------	------	------	------	------	------	------	------	------	------	------	------	------	------	------	------	------	------	------	------	------	------	------	------	------	------	------	-------	-------	-------	-------	-------	-------	--------


PITCHER	IP	WLS	BF	H	R	ER	SO	BB	IBB	HBP	BLK	WP	HR	S	P	ERA	WHIP
Charlie Lea, R ERA: 3.07 (1, 1)	6.2		27	3	1	1	3	4	1	0	0	0	0	28	48	1.35	1.050
Woodie Fryman, L ERA: 4.12 (7, 1)	0.1		1	0	0	0	0	0	0	0	0	0	0	1	1	0.00	0.000
Jeff Reardon, R ERA: 2.14 (8, 1)	2.0		6	1	0	0	1	0	0	0	0	0	0	8	8	0.00	0.500
Bryn Smith, R ERA: 4.03 (10, 1)	0.0	L	1	1	1	1	0	0	0	0	0	0	1	1	1	∞	∞

BOTTOM

Montreal Expos @ New York Mets
 Shea Stadium, Flushing, NY
 Tue Sep 21 1982, 3:33 AM EDT
 Unknown

livebaseballscorecards.com

AB	29
R	2
H	5
RBI	2
BB	5
SO	4
LOB	10



Batter	1	2	3	4	5	6	7	8	9	AB R H RBI BB SO LOB	TOP		
Tim Raines, S OBP: 0.351, SLG: 0.361 (1, 7) X	0-0 4-3		0-0 E4 E S SF8		0-0 S 1B		0-0 6-3			4 1 1 0 0 0 2			
Mike Phillips, L OBP: 0.125, SLG: 0.143 (1, 4) S	0-3 K		0-0 SF8		0-3 K		0-3 K			3 0 0 1 0 3 2			
Andre Dawson, R OBP: 0.343, SLG: 0.496 (1, 8) X	0-0 5-3		0-3 K			0-0 1B 3B		0-0 F9		4 1 1 0 0 1 0			
Al Oliver, L OBP: 0.394, SLG: 0.530 (1, 3) X		0-0 F7	0-3 K			0-0 FC3-6 1B		0-0 P6		4 0 1 1 0 1 0			
Tim Wallach, R OBP: 0.315, SLG: 0.450 (1, 5) S		0-3 K		0-0 1B		0-0 F8		0-0 E6 1B		4 0 2 0 0 1 1			
Warren Cromartie, L OBP: 0.340, SLG: 0.397 (1, 9) X		0-0 F9		0-0 P6		0-0 FC3-6 1-2f		0-0 E6 1-2		4 0 0 0 0 0 2			
Chris Speier, R OBP: 0.321, SLG: 0.359 (1, 6) X			0-0 HR		0-0 4-3		0-0 F8		0-0 F8	4 1 1 1 0 0 1	AB 34 R 5 H 9 RBI 4 BB 0 SO 9 LOB 8		
Tim Blackwell, S OBP: 0.244, SLG: 0.286 (1, 2) X			0-0 2B 3B		0-0 4-3		0-0 E6 SH1-4 1B		0-3 K	4 1 2 0 0 1 0			
Scott Sanderson, R OBP: 0.182, SLG: 0.264 (1, 1) X			0-0 E 2B		0-3 K		0-0 SH1-4		0-3 K	3 1 1 1 0 2 0			
Inning Stats	R: 0 E: 0 K: 1 S: 5 H: 0 LOB: 0 BB: 0 P: 5	R: 0 E: 0 K: 1 S: 5 H: 0 LOB: 0 BB: 0 P: 5	R: 4 E: 1 K: 2 S: 11 H: 3 LOB: 0 BB: 0 P: 11	R: 0 E: 0 K: 0 S: 3 H: 1 LOB: 0 BB: 0 P: 3	R: 0 E: 0 K: 2 S: 8 H: 1 LOB: 1 BB: 0 P: 8	R: 1 E: 0 K: 0 S: 5 H: 2 LOB: 1 BB: 0 P: 5	R: 0 E: 1 K: 1 S: 6 H: 1 LOB: 1 BB: 0 P: 6	R: 0 E: 1 K: 0 S: 4 H: 1 LOB: 1 BB: 0 P: 4	R: 0 E: 0 K: 2 S: 7 H: 0 LOB: 0 BB: 0 P: 7	1B: 5 2B: 1 3B: 2 HR: 1 SF: 1 SAC: 1 DP: 0 HBP: 0	WP: 0 PB: 0 SB: 2 CS: 0 PA: 36		
PITCHER	IP WLS BF H R ER SO BB IBB HBP BLK WP HR S P ERA WHIP											PITCHER	IP WLS BF H R ER SO BB IBB HBP BLK WP HR S P ERA WHIP
Craig Swan, R ERA: 3.49 (1, 1)	6.0 L 25 7 5 4 6 0 0 0 0 0 0 1 37 37 6.00 1.167												
Tom Gorman, L ERA: 3.86 (7, 1)	0.0 0 0 0 0 0 0 0 0 0 0 0 0 0 0 0 0 0												
Terry Leach, R ERA: 5.67 (9, 1)	1.0 3 0 0 0 0 2 0 0 0 0 0 0 7 7 0.00 0.000												

Montreal Expos @ New York Mets
Shea Stadium, Flushing, NY
Tue Sep 21 1982, 3:38 AM EDT
Att. 2,251 - Unknown

livebaseballscorecards.com



BOTTOM

Montreal Expos @ New York Mets
 Shea Stadium, Flushing, NY
 Tue Sep 21 1982, 3:38 AM EDT
 Att. 2,251 - Unknown

livebaseballscorecards.com

AB	31
R	1
H	6
RBI	1
BB	0
SO	2
LOB	8



WP: 0	PA: 32
PB: 0	
SB: 0	
CS: 1	

AB	R	H	RBI	BB	SO	LOB
4	0	1	0	0	1	0
4	0	2	0	0	0	0
0	0	0	0	0	0	0
4	0	0	0	0	0	2
4	0	0	0	0	0	2
3	1	1	0	0	0	0
3	0	1	0	0	0	1
2	0	0	0	0	0	1
1	0	0	0	0	0	1
0	0	0	0	0	0	0
3	0	1	1	0	0	0
1	0	0	0	0	0	0
1	0	0	0	0	1	0
0	0	0	0	0	0	0
1	0	0	0	0	0	1
0	0	0	0	0	0	0

R	H	ER	SO	BB	IBB	HBP	BLK	WP	HR	S	P	ERA	WHIP
0	0	0	0	0	0	0	0	0	0	35	35	1.00	0.667

R	H	ER	SO	BB	IBB	HBP	BLK	WP	HR	S	P	ERA	WHIP
1	2	0	0	0	0	0	0	0	0	5	5		

R	H	ER	SO	BB	IBB	HBP	BLK	WP	HR	S	P	ERA	WHIP
0	0	0	0	0	0	0	0	0	0	5	5		

R	H	ER	SO	BB	IBB	HBP	BLK	WP	HR	S	P	ERA	WHIP
0	0	0	0	0	0	0	0	0	0	3	3		

R	H	ER	SO	BB	IBB	HBP	BLK	WP	HR	S	P	ERA	WHIP
0	0	0	0	0	0	0	0	0	0	3	3		

R	H	ER	SO	BB	IBB	HBP	BLK	WP	HR	S	P	ERA	WHIP
0	1	0	0	0	0	0	0	0	0	3	3		

R	H	ER	SO	BB	IBB	HBP	BLK	WP	HR	S	P	ERA	WHIP
0	1	0	0	0	0	0	0	0	0	3	3		

R	H	ER	SO	BB	IBB	HBP	BLK	WP	HR	S	P	ERA	WHIP
0	1	0	0	0	0	0	0	0	0	4	4		

R	H	ER	SO	BB	IBB	HBP	BLK	WP	HR	S	P	ERA	WHIP
0	0	0	0	0	0	0	0	0	0	3	3		

R	H	ER	SO	BB	IBB	HBP	BLK	WP	HR	S	P	ERA	WHIP
0	0	0	0	0	0	0	0	0	0	3	3		

Batter	1	2	3	4	5	6	7	8	9
Mookie Wilson, S (1, 8) OBP: 0.315, SLG: 0.369	F8		CS 1B			F8			K
Bob Bailor, R (1, 4) OBP: 0.314, SLG: 0.320	6-3		CS	5-3			FC5-4 1B		
Mike Howard, S (9, PR) OBP: 0.320, SLG: 0.158			1-2				FC5-4 1B		
Rusty Staub, L (1, 9) OBP: 0.313, SLG: 0.329	L4			P6			FC5-4 G5-4-3 1-2f		F9
Dave Kingman, R (1, 3) OBP: 0.289, SLG: 0.455		F9		5-3			G5-4-3 1-2f		F7
George Foster, R (1, 7) OBP: 0.309, SLG: 0.363		F7		1-6-3				1B 2B	
Hubie Brooks, R (1, 5) OBP: 0.303, SLG: 0.322				F9				1-3	
Ron Gardenhire, R (1, 6) OBP: 0.277, SLG: 0.300								F7	
Mike Jorgensen, L (8, PH) OBP: 0.357, SLG: 0.330									
Brian Giles, R (9, 4) OBP: 0.270, SLG: 0.303		P5		F8					
Bruce Bochy, R (1, 2) OBP: 0.417, SLG: 0.656				F7				FC4-6 1B	
Craig Swan, R (1, 1) OBP: 0.313, SLG: 0.293									
Gary Rajsich, L (6, PH) OBP: 0.284, SLG: 0.331				4-3				FC4-6	
Tom Gorman, L (7, 1)									
Rusty Tillman, R (8, PH) OBP: 0.143, SLG: 0.143									
Terry Leach, R (9, 1) OBP: 0.167, SLG: 0.167								1-2f	

PITCHER	IP	WLS	BF	H	R	ER	SO	BB	IBB	HBP	BLK	WP	HR	S	P	ERA	WHIP
Scott Sanderson, R (1, 1) ERA: 3.47	9.0	W	31	6	1	1	2	0	0	0	0	0	0	35	35	1.00	0.667

Batter	1	2	3	4	5	6	7	8	9	AB R H RBI BB SO LOB	TOP													
Mookie Wilson, S OBP: 0.314, SLG: 0.369 (1, 8)	0-3 K	0-0 1B 2B		0-0 4-3		0-0 F7		0-0 4-3		5 1 1 0 0 1 2														
Ron Gardenhire, R OBP: 0.281, SLG: 0.307 (1, 6)	0-0 F9 1B 2B	0-0 1B 1B			0-0 F9 1B	0-0 FC6-4			0-0 1-3	5 2 3 1 0 0 1														
George Foster, R OBP: 0.308, SLG: 0.362 (1, 7)	0-0 F9 2-3	0-0 1B 1B			0-0 F9 1-3		0-3 K		0-0 F9	5 0 1 1 0 1 2														
Dave Kingman, R OBP: 0.291, SLG: 0.454 Mike Howard, S OBP: 0.320, SLG: 0.158 (1, 3) (9, PR) (9, 9)	0-0 1B E 1B	0-0 P4		0-0 6-3		0-0 BB BB	4-0 K		4-0 S BB	3 1 1 1 2 0 2 0 0 0 0 0 0 0														
Mike Jorgensen, L OBP: 0.359, SLG: 0.327 (1, 9) (9, 3)	0-0 E9 1B		0-0 F8		4-0 BB IBB		0-0 F2		0-3 K	4 0 1 0 1 1 2														
Hubie Brooks, R OBP: 0.305, SLG: 0.321 (1, 5)	0-0 L4		4-0 G4-6-3 BB		4-0 FC6-4 BB		0-3 K			2 0 0 0 2 1 2														
Bruce Bochy, R OBP: 0.400, SLG: 0.611 (1, 2)		0-0 P4	0-0 G4-6-3		0-0 FC6-4			0-0 FC3-6 1B		4 0 1 0 0 0 4														
Brian Giles, R OBP: 0.270, SLG: 0.330 (1, 4)		0-0 HR		0-3 K		0-0 F2		0-0 FC3-6		4 1 1 1 0 1 1														
Scott Holman, R OBP: 0.200, SLG: 0.200 Carlos Diaz, R Doug Sisk, R (1, 1) (8, 1) (8, 1)		0-0 6-3		0-0 4-3		0-0 FC6-4 1B		0-3 K		4 0 1 0 0 1 1 0 0 0 0 0 0 0 0 0 0 0 0 0 0														
Inning Stats	R: 2 E: 1 K: 1 S: 8	H: 3 LOB: 1 BB: 0 P: 8	R: 3 E: 0 K: 0 S: 7	H: 4 LOB: 1 BB: 0 P: 7	R: 0 E: 0 K: 0 S: 2	H: 0 LOB: 0 BB: 1 P: 6	R: 0 E: 0 K: 1 S: 5	H: 0 LOB: 0 BB: 0 P: 5	R: 0 E: 0 K: 0 S: 4	H: 1 LOB: 3 BB: 2 P: 12	R: 0 E: 0 K: 0 S: 4	H: 1 LOB: 1 BB: 0 P: 4	R: 0 E: 0 K: 2 S: 7	H: 0 LOB: 1 BB: 1 P: 11	R: 0 E: 0 K: 1 S: 6	H: 1 LOB: 1 BB: 0 P: 6	R: 0 E: 0 K: 1 S: 5	H: 0 LOB: 2 BB: 1 P: 9	1B: 7 2B: 2 3B: 0 HR: 1	SF: 0 SAC: 0 DP: 1 HBP: 0	WP: 0 PA: 41 PB: 0 SB: 2 CS: 0			
PITCHER	IP WLS BF H R ER SO BB IBB HBP BLK WP HR S P ERA WHIP	IP WLS BF H R ER SO BB IBB HBP BLK WP HR S P ERA WHIP	IP WLS BF H R ER SO BB IBB HBP BLK WP HR S P ERA WHIP	IP WLS BF H R ER SO BB IBB HBP BLK WP HR S P ERA WHIP	IP WLS BF H R ER SO BB IBB HBP BLK WP HR S P ERA WHIP	IP WLS BF H R ER SO BB IBB HBP BLK WP HR S P ERA WHIP	IP WLS BF H R ER SO BB IBB HBP BLK WP HR S P ERA WHIP	IP WLS BF H R ER SO BB IBB HBP BLK WP HR S P ERA WHIP	IP WLS BF H R ER SO BB IBB HBP BLK WP HR S P ERA WHIP	IP WLS BF H R ER SO BB IBB HBP BLK WP HR S P ERA WHIP	IP WLS BF H R ER SO BB IBB HBP BLK WP HR S P ERA WHIP	IP WLS BF H R ER SO BB IBB HBP BLK WP HR S P ERA WHIP	IP WLS BF H R ER SO BB IBB HBP BLK WP HR S P ERA WHIP	IP WLS BF H R ER SO BB IBB HBP BLK WP HR S P ERA WHIP	IP WLS BF H R ER SO BB IBB HBP BLK WP HR S P ERA WHIP	IP WLS BF H R ER SO BB IBB HBP BLK WP HR S P ERA WHIP	IP WLS BF H R ER SO BB IBB HBP BLK WP HR S P ERA WHIP	IP WLS BF H R ER SO BB IBB HBP BLK WP HR S P ERA WHIP	IP WLS BF H R ER SO BB IBB HBP BLK WP HR S P ERA WHIP	IP WLS BF H R ER SO BB IBB HBP BLK WP HR S P ERA WHIP	IP WLS BF H R ER SO BB IBB HBP BLK WP HR S P ERA WHIP	IP WLS BF H R ER SO BB IBB HBP BLK WP HR S P ERA WHIP		
Randy Martz, R ERA: 4.45 Mike Proly, R ERA: 2.41 Randy Stein, R ERA: 3.48 Dick Tidrow, R ERA: 3.44 Willie Hernandez, L ERA: 3.04	(1, 1) (2, 1) (3, 1) (6, 1) (8, 1)	1.2 0.1 3.0 2.0 2.0	L 2 12 8 8	6 1 1 1 1	5 0 0 0 0	4 0 0 0 0	1 0 0 0 0	1 0 0 0 0	1 0 0 0 0	13 2 11 15 15	13 2 23 15 15	21.60 0.00 0.00 0.00 0.00	3.600 3.000 1.000 1.000 1.000											

New York Mets @ Chicago Cubs
Wrigley Field, Chicago, IL
 Wed Sep 22 1982, 3:33 AM CDT
 Att: 3,142 - Sunny - 58 F

livebaseballscorecards.com

AB	36
R	5
H	10
RBI	4
BB	5
SO	6
LOB	17



BOTTOM

New York Mets @ Chicago Cubs
 Wrigley Field, Chicago, IL
 Wed Sep 22 1982, 3:33 AM CDT
 Att. 3,142 - Sunny - 58 F

AB	33
R	2
H	6
RBI	1
BB	3
SO	2
LOB	11



WP: 0	PA: 36
PB: 0	
SB: 0	
CS: 0	

AB	R	H	RBI	BB	SO	LOB
3	1	0	0	1	0	0
4	0	1	0	0	1	0
4	0	1	0	0	0	1
3	0	1	0	1	0	0
3	0	1	0	0	1	1
0	0	0	0	1	0	0
3	1	0	0	0	0	1
1	0	0	0	0	0	3
0	0	0	0	0	0	0
4	0	1	0	0	0	1
4	0	1	1	0	0	1
0	0	0	0	0	0	0
1	0	0	0	0	0	0
1	0	0	0	0	0	0
1	0	0	0	0	0	1
1	0	0	0	0	0	0
1	0	0	0	0	0	0
1	0	0	0	0	0	0

Batter	1	2	3	4	5	6	7	8	9
23 Ryne Sandberg, R (1, 4) OBP: 0.307, SLG: 0.367	0-0 6-3 1B		4-0 1B G6-3 BB		0-0 1-3 1B			0-0 6-3 1B	
Mel Hall, L (1, 8) OBP: 0.275, SLG: 0.255	0-0 4-3 1B		0-0 1-3 G6-3 1B		0-3 K			0-0 G3	
Bill Buckner, L (1, 3) OBP: 0.345, SLG: 0.438	0-0 G3		0-0 1-2f G6-3 3-H					0-0 BB 1B 1B	
Keith Moreland, R (1, 7) OBP: 0.331, SLG: 0.413		0-0 6-3 1B	4-0 1B BB					0-0 4-3 1B	
Jay Johnstone, L (1, 9) OBP: 0.347, SLG: 0.417		0-0 1B FC5-4 1B	0-3 K					4-0 1-2 BB 2-3	
Jerry Morales, R (8, PH) OBP: 0.328, SLG: 0.443									
Pat Tabler, R (1, 5) OBP: 0.348, SLG: 0.452									
Leon Durham, L (8, PH) OBP: 0.384, SLG: 0.529									
Scott Fletcher, R (9, 6)									
Junior Kennedy, R (1, 6) OBP: 0.282, SLG: 0.268									
Butch Benton, R (1, 2) OBP: 0.143, SLG: 0.143									
Randy Martz, L (1, 5) OBP: 0.143, SLG: 0.143									
Mike Proby, R (1, 5) OBP: 0.143, SLG: 0.143									
Scott Thompson, L (1, 5) OBP: 0.143, SLG: 0.143									
Randy Smith, R (1, 5) OBP: 0.143, SLG: 0.143									
Steve Henderson, R (1, 5) OBP: 0.143, SLG: 0.143									
Dick Tidrow, R (1, 5) OBP: 0.143, SLG: 0.143									
Bump Wills, S (1, 5) OBP: 0.143, SLG: 0.143									
Willie Hernandez, L (1, 5) OBP: 0.143, SLG: 0.143									
Gary Woods, R (1, 5) OBP: 0.143, SLG: 0.143									

Inning	R	H	E	K	S	P	BB	IBB	HBP	BLK	WP	HR	S	P	ERA	WHIP
1	0	0	0	3	3											
2	1	2	1	6	6											
3	1	1	0	5	13											
4	0	0	0	3	3											
5	0	0	0	5	5											
6	0	0	0	3	3											
7	0	1	0	4	4											
8	0	2	0	5	9											
9	0	0	0	3	3											

PITCHER	IP	WLS	BF	H	R	ER	SO	BB	IBB	HBP	BLK	WP	HR	S	P	ERA	WHIP
Scott Holman, R (1, 1) ERA: 2.31	7.2	W	31	6	2	1	2	2	2	0	0	0	0	33	41	1.17	1.043
Carlos Diaz, L (8, 1) ERA: 4.18	0.0		1	0	0	0	0	1	0	0	0	0	0	4	4	∞	∞
Doug Sisk, R (8, 1) ERA: 1.5	1.1	S	4	0	0	0	0	0	0	0	0	0	0	4	4	0.00	0.000

Batter	1	2	3	4	5	6	7	8	9	AB R H RBI BB SO LOB	TOP									
Mookie Wilson, S OBP: 0.315, SLG: 0.375 (1, 8) X	0-0 F9		0-0 S 2B	0-3 K			0-0 E2 3B			4 2 2 0 0 1 0										
Ron Hodges, L OBP: 0.373, SLG: 0.398 (1, 2) X	0-0 F9		0-0 F5 2-3			0-0 P5	0-0 3-1			4 0 0 0 0 0 1										
George Foster, R OBP: 0.307, SLG: 0.363 (1, 7) X	0-0 4-3		0-0 2B			0-0 G3	0-0 1-3			4 1 1 1 0 0 0										
Dave Kingman, R OBP: 0.293, SLG: 0.456 (1, 3)		0-0 6-3	0-0 FC6-4 2B			0-0 2B 1B		0-0 6-3		4 1 2 1 0 0 0										
Mike Jorgensen, L OBP: 0.359, SLG: 0.327 (8, 3)										0 0 0 0 0 0 0										
Gary Rajsich, L OBP: 0.296, SLG: 0.345 (1, 9)		0-0 E5 1B	4-0 FC6-4 BB			0-0 2B		0-0 CS 1B		3 1 2 1 1 0 0										
Mike Howard, S OBP: 0.320, SLG: 0.158 (8, 9)										0 0 0 0 0 0 0										
Hubie Brooks, R OBP: 0.306, SLG: 0.321 (1, 5)		4-0 1B BB	0-0 FC6-4 1-2 2-3			0-0 G4-6-3 1B		0-3 K 1-2		3 0 1 0 1 1 3										
Ron Gardenhire, R OBP: 0.281, SLG: 0.306 (1, 6)		0-0 1B 1B	0-0 4-3			0-0 G4-6-3 1-2		0-0 6-3		4 0 1 1 0 0 3										
Brian Giles, R OBP: 0.269, SLG: 0.327 (1, 4)		0-0 FC5-4 1B		0-0 F2		0-0 4-3		0-3 K		4 0 1 0 0 1 0										
Ed Lynch, R (1, 1)		0-0 FC5-4		0-3 K			0-0 G3		0-0 6-3	3 0 0 0 0 1 2										
Doug Sisk, R (8, 1)										0 0 0 0 0 0 0										
Jesse Orosco, R OBP: 0.077, SLG: 0.077 (8, 1)										1 0 0 0 0 0 0										
Inning Stats	R: 0 H: 0 E: 0 K: 0 S: 3	H: 0 LOB: 0 BB: 0 P: 3	R: 1 H: 2 E: 1 K: 0 S: 5	H: 2 LOB: 2 BB: 1 P: 9	R: 2 H: 3 E: 0 K: 0 S: 6	H: 3 LOB: 2 BB: 1 P: 10	R: 0 H: 0 E: 0 K: 2 S: 7	H: 0 LOB: 0 BB: 0 P: 7	R: 1 H: 2 E: 0 K: 0 S: 4	H: 2 LOB: 1 BB: 0 P: 4	R: 0 H: 1 E: 0 K: 0 S: 3	H: 1 LOB: 0 BB: 0 P: 3	R: 1 H: 1 E: 1 K: 0 S: 4	H: 1 LOB: 0 BB: 0 P: 4	R: 0 H: 1 E: 0 K: 1 S: 5	H: 1 LOB: 0 BB: 0 P: 5	R: 0 H: 0 E: 0 K: 1 S: 5	H: 0 LOB: 0 BB: 0 P: 5	1B: 5 SF: 0 2B: 4 SAC: 0 3B: 1 DP: 1 HR: 0 HBP: 0	WP: 0 PA: 36 PB: 0 SB: 1 CS: 1
PITCHER	IP WLS BF H R ER SO BB IBB HBP BLK WP HR S P ERA WHIP																			
Doug Bird, R ERA: 5.26 (1, 1)	7.0 L 30 9 5 4 2 2 0 0 0 0 0 0 32 40 5.14 1.571																			
Mike Proly, R ERA: 2.34 (8, 1)	2.0 6 1 0 0 2 0 0 0 0 0 0 0 10 10 0.00 0.500																			

New York Mets @ Chicago Cubs
Wrigley Field, Chicago, IL
 Thu Sep 23 1982, 3:33 AM CDT
 Att: 4,344 - Sunny - 66 F

livebaseballscorecards.com

AB	34
R	5
H	10
RBI	4
BB	2
SO	4
LOB	9



BOTTOM

New York Mets @ Chicago Cubs
Wrigley Field, Chicago, IL
Thu Sep 23 1982, 3:33 AM CDT
Att. 4,344 - Sunny - 66 F

livebaseballscorecards.com

AB	32
R	4
H	7
RBI	3
BB	4
SO	5
LOB	14



WP:	0	PA:	38
PB:	0		
SB:	0		
CS:	1		

AB R H RBI BB SO LOB

5	0	0	0	0	2	5
4	1	2	0	0	0	0
4	1	1	0	0	0	1
3	0	0	0	1	0	1
3	1	1	1	0	0	0
2	1	0	0	1	0	1
1	0	0	0	0	0	2
4	0	1	0	0	0	2
2	0	1	1	1	0	0
1	0	0	0	0	1	0
2	0	1	1	0	1	2
0	0	0	0	1	0	0
0	0	0	0	0	0	0
1	0	0	0	0	1	0

Batter	1	2	3	4	5	6	7	8	9
23 Ryne Sandberg, R (1, 4) OBP: 0.305, SLG: 0.364	0-0 P6 SUS	0-3 K SUS		0-3 K SUS			0-0 FC6-4 CS 1-2f		0-0 F8
Mel Hall, L (1, 8) OBP: 0.291, SLG: 0.294	0-0 2B		0-0 F7		0-0 G3		0-0 CS 1-2	0-0 1B HBP 1B	
Bill Buckner, L (1, 3) OBP: 0.344, SLG: 0.437	0-0 F7		0-0 L9		0-0 P6			0-0 HBP BB G4-6-3 1B	
Leon Durham, L (1, 9) OBP: 0.383, SLG: 0.526	0-0 F7		0-0 P4		0-0 F7			0-0 G4-6-3 HBP BB 1-2	
Keith Moreland, R (1, 2) OBP: 0.332, SLG: 0.417		0-0 1B 3B		0-0 6-3		0-0 F8		0-0 G4-6-3 HBP 1-2 2-3 3-H	
Jay Johnstone, L (1, 7) OBP: 0.347, SLG: 0.414		0-0 P6		4-0 1B BB		0-0 P4		0-0 G4-6-3 1-2f 2-3 3-H	
Jerry Morales, R (8, PH) OBP: 0.325, SLG: 0.439									
Pat Tabler, R (1, 5) OBP: 0.342, SLG: 0.439		0-0 P4		0-0 1B 1-2 1B		0-0 P4		0-0 5-3	
Scott Fletcher, R (1, 6) OBP: 0.500, SLG: 0.250		4-0 1B BB		0-0 1B 1-3 2-H 1B			0-0 F8		0-3 K
Steve Henderson, R (9, PH) OBP: 0.293, SLG: 0.339									
Doug Bird, R (1, 1) OBP: 0.157, SLG: 0.176		0-0 1B		0-3 K SUS			4-0 F8		0-3 K
Bump Wills, S (7, PH) OBP: 0.349, SLG: 0.385									
Mike Proly, R (8, 1) OBP: 0.273, SLG: 0.364									
Junior Kennedy, R (9, PH) OBP: 0.281, SLG: 0.266		1-2 1B 3-H					4-0 23 FC6-4 BB		

Inning Stats	R: 0	H: 1	E: 0	LOB: 1	K: 0	BB: 0	S: 4	P: 4
	R: 1	H: 2	E: 0	LOB: 2	K: 1	BB: 1	S: 7	P: 11
	R: 0	H: 0	E: 0	LOB: 0	K: 0	BB: 0	S: 3	P: 3
	R: 1	H: 2	E: 0	LOB: 2	K: 2	BB: 1	S: 9	P: 13
	R: 0	H: 0	E: 0	LOB: 0	K: 0	BB: 0	S: 3	P: 3
	R: 0	H: 0	E: 0	LOB: 0	K: 0	BB: 0	S: 3	P: 3
	R: 0	H: 0	E: 0	LOB: 0	K: 0	BB: 1	S: 2	P: 6
	R: 2	H: 2	E: 0	LOB: 1	K: 0	BB: 1	S: 4	P: 9
	R: 0	H: 0	E: 0	LOB: 0	K: 2	BB: 0	S: 7	P: 7

PITCHER	IP	WLS	BF	H	R	ER	SO	BB	IBB	HBP	BLK	WP	HR	S	P	ERA	WHIP
Ed Lynch, R (1, 1) ERA: 3.54	7.0	W	31	7	4	4	3	4	4	0	0	0	0	33	49	5.14	1.571
Doug Sisk, R (8, 1) ERA: 1.5	0.0		1	0	0	0	0	0	0	1	0	0	0	0	1	∞	∞
Jesse Orosco, L (8, 1) ERA: 2.66	2.0	S	5	0	0	0	2	0	0	0	0	0	0	9	9	0.00	0.000

1B:	5	SF:	0
2B:	1	SAC:	0
3B:	1	DP:	1
HR:	0	HBP:	1

WP:	0	PA:	38
PB:	0		
SB:	0		
CS:	1		

Batter	1	2	3	4	5	6	7	8	9	AB R H RBI BB SO LOB	TOP
Garry Maddox, R OBP: 0.303, SLG: 0.422 (1, 8) X	0-0 F9		0-0 2B		0-0 2B		0-0 F8		0-0 FC6-4 CS	5 0 2 0 0 0 1	
Pete Rose, S OBP: 0.343, SLG: 0.341 (1, 3) X	0-0 4-3		0-3 K		4-0 BB		0-0 1B		0-0 FC6-4 1B	4 0 2 0 1 1 1	
Gary Matthews, R OBP: 0.355, SLG: 0.437 (1, 7) X	0-0 1B			4-0 G6-3 S E BB	0-0 L7		0-0 F9		0-0 FC6-4	4 1 1 0 1 0 4	
Bob Dernier, R OBP: 0.316, SLG: 0.320 (9, 9)										0 0 0 0 0 0 0	
Mike Schmidt, R OBP: 0.416, SLG: 0.570 (1, 5) X	0-0 P5			4-0 G6-3 1-2 BB		4-0 WP S 1B BB	0-0 F9			2 1 0 0 2 0 2	
Bo Diaz, R OBP: 0.332, SLG: 0.449 (1, 2) X		0-0 6-3		0-0 G6-3 1-2f 2-3		0-0 F3 1-2		0-0 F9		4 0 0 0 0 0 3	
George Vukovich, L OBP: 0.339, SLG: 0.400 (1, 9) (9, 7) X		0-0 F5		0-0 E3 3-H		0-0 5-3 1B 2-H		0-0 6-3		4 0 1 1 0 0 0	
Manny Trillo, R OBP: 0.315, SLG: 0.317 (1, 4) X		0-0 6-3		0-0 F9		0-0 5-3 1-2		0-0 1B S		4 0 1 0 0 0 2	
Ivan De Jesus, R OBP: 0.311, SLG: 0.316 (1, 6) X			0-0 F9		0-0 F8		4-0 1B		0-0 P6 1-2	3 0 0 0 1 0 1	
Mike Krukow, R OBP: 0.181, SLG: 0.194 (1, 1) X			0-3 K		0-0 6-3		0-0 4-3		0-0 FC6-4 1B	3 0 0 0 0 1 2	
Ron Reed, R OBP: 0.400, SLG: 0.417 (8, 1) X										1 0 1 0 0 0 0	
Inning Stats	R: 0 H: 1 E: 0 LOB: 1 K: 0 BB: 0 S: 4 P: 4	R: 0 H: 0 E: 0 LOB: 0 K: 0 BB: 0 S: 3 P: 3	R: 0 H: 1 E: 0 LOB: 1 K: 2 BB: 0 S: 8 P: 8	R: 1 H: 0 E: 1 LOB: 1 K: 0 BB: 2 S: 3 P: 11	R: 0 H: 1 E: 0 LOB: 2 K: 0 BB: 1 S: 4 P: 8	R: 1 H: 1 E: 0 LOB: 2 K: 0 BB: 2 S: 4 P: 12	R: 0 H: 1 E: 0 LOB: 1 K: 0 BB: 0 S: 4 P: 4	R: 0 H: 1 E: 0 LOB: 1 K: 0 BB: 0 S: 4 P: 4	R: 0 H: 2 E: 0 LOB: 1 K: 0 BB: 0 S: 4 P: 4	1B: 6 SF: 0 2B: 2 SAC: 0 3B: 0 DP: 1 HR: 0 HBP: 0	WP: 1 PA: 39 PB: 0 SB: 3 CS: 1
PITCHER	IP WLS BF H R ER SO BB IBB HBP BLK WP HR S P ERA WHIP										
Walt Terrell, R ERA: 3.29 (1, 1)	7.0 L 31 5 2 1 2 4 1 0 0 0 1 0 30 50 1.29 1.286										
Terry Leach, R ERA: 5.35 (8, 1)	2.0 8 3 0 0 0 0 0 0 0 0 0 0 8 8 0.00 1.500										

Philadelphia Phillies @ New York Mets
Shea Stadium, Flushing, NY

Fri Sep 24 1982, 7:05 PM EDT
Att. 7,661 - Unknown

livebaseballscorecards.com

AB	34
R	2
H	8
RBI	1
BB	5
SO	2
LOB	16



Batter	1	2	3	4	5	6	7	8	9	AB R H RBI BB SO LOB	TOP									
Greg Gross, L (1, 9) OBP: 0.375, SLG: 0.328	0-0 4-3		0-0 4-3			0-0 G6-3		0-0 4-3		4 0 0 0 0 0 1										
Pete Rose, S (1, 3) OBP: 0.343, SLG: 0.340	0-0 F7			0-0 F8		0-0 F8		0-0 1B		4 0 1 0 0 0 0										
Gary Matthews, R (1, 7) OBP: 0.356, SLG: 0.438	0-0 6-3			0-0 1B			0-0 E 1B 1B	0-0 F8		4 0 2 0 0 0 1										
Mike Schmidt, R (1, 5) OBP: 0.415, SLG: 0.567		0-3 K		0-0 F7			0-0 E 1B	0-0 P4		4 0 1 0 0 1 1										
Garry Maddox, R (1, 8) OBP: 0.303, SLG: 0.420		0-0 5-3		0-0 F9			0-0 E6	0-0 1B		4 0 1 0 0 0 3										
Ozzie Virgil, R (1, 2) OBP: 0.312, SLG: 0.430		0-0 HR			0-0 L8		0-0 P5	0-0 L8		4 1 1 1 0 0 4										
Manny Trillo, R (1, 4) OBP: 0.313, SLG: 0.315		0-0 L5			0-0 L9		0-0 F2	0-0 1-3		4 0 0 0 0 0 4										
Ivan De Jesus, R (1, 6) OBP: 0.309, SLG: 0.315			0-3 K			0-0 5-3		0-0 F3		2 0 0 0 0 1 0										
Bob Molinaro, L (7, PH) OBP: 0.282, SLG: 0.250										1 0 0 0 0 0 3										
Luis Aguayo, R (7, 6) OBP: 0.239, SLG: 0.395										0 0 0 0 0 0 0										
Steve Carlton, L (1, 1) OBP: 0.232, SLG: 0.337			0-0 F8			0-0 G6-3 1B		0-0 4-3		2 0 1 0 0 0 0										
George Vukovich, L (8, PH) OBP: 0.338, SLG: 0.399										1 0 0 0 0 0 0										
Porfi Altamirano, R (8, 1) OBP: 0.250, SLG: 0.250										0 0 0 0 0 0 0										
Inning Stats	R: 0 E: 0 K: 0 S: 3	H: 0 LOB: 0 BB: 0 P: 3	R: 1 E: 0 K: 1 S: 6	H: 1 LOB: 0 BB: 0 P: 6	R: 0 E: 0 K: 1 S: 5	H: 0 LOB: 0 BB: 0 P: 5	R: 0 E: 0 K: 0 S: 4	H: 1 LOB: 1 BB: 0 P: 4	R: 0 E: 0 K: 0 S: 3	H: 0 LOB: 0 BB: 0 P: 3	R: 0 E: 1 K: 0 S: 6	H: 2 LOB: 3 BB: 0 P: 6	R: 0 E: 0 K: 0 S: 4	H: 1 LOB: 1 BB: 0 P: 4	R: 0 E: 0 K: 0 S: 4	H: 1 LOB: 1 BB: 0 P: 4	1B: 6 2B: 0 3B: 0 HR: 1	SF: 0 SAC: 0 DP: 1 HBP: 0	WP: 0 PB: 0 SB: 0 CS: 0	PA: 34
PITCHER Craig Swan, R (1, 1) ERA: 3.35	IP: 9.0 WLS: W BF: 34 H: 7 R: 1 ER: 1 SO: 2 BB: 0 IBB: 0 HBP: 0 BLK: 0 WP: 0 HR: 1 S: 38 P: 38 ERA: 1.00 WHIP: 0.778																			
PITCHER	IP	WLS	BF	H	R	ER	SO	BB	IBB	HBP	BLK	WP	HR	S	P	ERA	WHIP			

Philadelphia Phillies @ New York Mets
Shea Stadium, Flushing, NY
Sat Sep 25 1982, 3:33 AM EDT
Att. 8,870 - Unknown

livebaseballscorecards.com

AB	34
R	1
H	7
RBI	1
BB	0
SO	2
LOB	17



Batter	1	2	3	4	5	6	7	8	9
Mookie Wilson, S OBP: 0.313, SLG: 0.371 (1, 8)	0-3 K		0-0 5-3		0-0 G3			0-0 SH2-4 1B	
Ron Gardenhire, R OBP: 0.282, SLG: 0.308 (1, 6)	0-0 1B		0-0 CS 1B		0-3 K			0-0 SH2-4 1-2	
George Foster, R OBP: 0.308, SLG: 0.364 (1, 7)	0-3 K		0-3 K		0-3 K			0-3 K	
Mike Howard, S OBP: 0.346, SLG: 0.350 (9, 7)			1-2						
Dave Kingman, R OBP: 0.292, SLG: 0.451 (1, 3)	0-0 F7			4-0 1B 1B BB		0-3 K		0-0 L6	
Mike Jorgensen, L OBP: 0.364, SLG: 0.333 (9, 3)									
Ellis Valentine, R OBP: 0.287, SLG: 0.396 (1, 9)		0-0 E7 2B 1B		0-0 1B 1-2 1B		0-0 6-3			
Hubie Brooks, R OBP: 0.306, SLG: 0.319 (1, 5)		0-0 5-3		0-0 1-3 2-H 1B		0-0 5-3			
Brian Giles, R OBP: 0.262, SLG: 0.325 (1, 4)		0-0 2-H 2B		0-3 K		0-0 5-3		0-0 5-3	
Bruce Bochy, R OBP: 0.372, SLG: 0.564 (1, 2)		0-0 6-3		0-3 K		0-0 L7		0-0 L7	
Craig Swan, R OBP: 0.294, SLG: 0.273 (1, 1)		0-3 K		0-3 K		0-3 K		0-3 K	


Inning Stats		R: 0	H: 1	R: 1	H: 2	R: 0	H: 1	R: 1	H: 2	R: 0	H: 0	R: 0	H: 0	R: 0	H: 1	R: 0	H: 0	R: 0	H: 0	R: 0	H: 1	
Inning Stats		E: 0	LOB: 1	E: 1	LOB: 1	E: 0	LOB: 0	E: 0	LOB: 2	E: 0	LOB: 0	E: 0	LOB: 0	E: 0	LOB: 0	E: 0	LOB: 0	E: 0	LOB: 0	E: 0	LOB: 1	
Inning Stats		K: 2	BB: 0	K: 1	BB: 0	K: 1	BB: 0	K: 3	BB: 1	K: 2	BB: 0	K: 1	BB: 0	K: 1	BB: 0	K: 1	BB: 0	K: 1	BB: 0	K: 1	BB: 0	
Inning Stats		S: 8	P: 8	S: 7	P: 7	S: 5	P: 5	S: 11	P: 15	S: 7	P: 7	S: 5	P: 5	S: 5	P: 5	S: 5	P: 5	S: 6	P: 6	S: 6	P: 6	
PITCHER	IP	WLS	BF	H	R	ER	SO	BB	IBB	HBP	BLK	WP	HR	S	P	ERA	WHIP					
Steve Carlton, L ERA: 3.27 (1, 1)	7.0	L	27	6	2	2	11	1	0	0	0	0	0	48	52	2.57	1.000					
Porfi Altamirano, R ERA: 4.46 (8, 1)	1.0		4	1	0	0	1	0	0	0	0	0	0	6	6	0.00	1.000					

BOTTOM

Philadelphia Phillies @ New York Mets
Shea Stadium, Flushing, NY

Sat Sep 25 1982, 3:33 AM EDT
Att. 8,870 - Unknown

AB	29
R	2
H	7
RBI	2
BB	1
SO	12
LOB	14



1B: 6	SF: 0	WP: 0	PA: 31
2B: 1	SAC: 1	PB: 0	
3B: 0	DP: 0	SB: 0	
HR: 0	HBP: 0	CS: 1	


Batter	1	2	3	4	5	6	7	8	9	AB R H RBI BB SO LOB	TOP																
Garry Maddox, R (1, 8) OBP: 0.306, SLG: 0.425	0-0 P4	0-0 2B		0-3 K		0-0 BB 1B		0-0 1B		5 0 3 0 0 1 3																	
Pete Rose, S (1, 3) OBP: 0.345, SLG: 0.340	0-0 2B 4-3 1B	0-0 6-3		4-0 E BB		4-0 BB		0-0 F8		3 1 1 1 2 0 2																	
Gary Matthews, R (1, 7) OBP: 0.354, SLG: 0.438	0-0 4-3 BB 2B	0-0 F8		0-0 SF8		0-0 L7		0-0 F9		4 1 1 1 0 0 4																	
Mike Schmidt, R (1, 5) OBP: 0.413, SLG: 0.562	4-0 BB 4-3 BB		0-3 K	0-0 E5		0-0 F9		0-0 F9		4 0 0 0 1 1 5																	
George Vukovich, L (1, 9) OBP: 0.333, SLG: 0.393	0-0 4-3		0-0 4-3	0-0 G3		0-0 F8			0-3 K	5 0 0 1 0 1 7																	
Ozzie Virgil, R (1, 2) OBP: 0.309, SLG: 0.416	4-0 BB BB		0-3 K		0-3 K		0-0 P6		0-3 K	3 0 0 0 1 2 0																	
Greg Gross, L (9, PH) OBP: 0.372, SLG: 0.326	BB BB									1 0 0 0 0 1 0																	
Luis Aguayo, R (1, 4) OBP: 0.300, SLG: 0.435	4-0 BB			0-0 BB BB 1B	0-0 FC6-4 1B		0-0 E S 1B		0-0 F7	3 1 3 1 1 0 0																	
Willie Montanez, L (9, PH) OBP: 0.280, SLG: 0.239	1-2 2-3 3-H BB			BB BB 1B	FC6-4 1B		E S 1B		F7	1 0 0 0 0 0 0																	
Ivan De Jesus, R (1, 6) OBP: 0.309, SLG: 0.313	0-3 K			4-0 BB BB SF8 BB	0-0 F8		0-3 K			3 1 0 0 1 2 5																	
John Denny, R (1, 1) OBP: 0.400, SLG: 0.250		0-0 F2		4-0 E BB BB	0-0 FC6-4		0-0 4-3			2 0 0 0 1 0 1																	
Bob Molinaro, L (7, PH) OBP: 0.279, SLG: 0.247				E BB BB	FC6-4					1 0 0 0 0 0 1																	
Ed Farmer, R (7, 1)				1-2 2-3 BB	1-2f					0 0 0 0 0 0 0																	
Tug McGraw, R (7, 1)										0 0 0 0 0 0 0																	
Inning Stats	R: 2 E: 0 K: 1 S: 7	H: 2 LOB: 3 BB: 3 P: 19	R: 0 E: 0 K: 0 S: 4	H: 1 LOB: 1 BB: 0 P: 4	R: 0 E: 0 K: 2 S: 7	H: 0 LOB: 0 BB: 0 P: 7	R: 2 E: 1 K: 1 S: 7	H: 1 LOB: 3 BB: 3 P: 19	R: 0 E: 0 K: 1 S: 6	H: 1 LOB: 1 BB: 0 P: 6	R: 0 E: 0 K: 0 S: 4	H: 1 LOB: 2 BB: 1 P: 8	R: 0 E: 0 K: 1 S: 6	H: 1 LOB: 1 BB: 0 P: 6	R: 0 E: 0 K: 0 S: 4	H: 1 LOB: 1 BB: 0 P: 4	R: 0 E: 0 K: 2 S: 7	H: 0 LOB: 0 BB: 0 P: 7	1B: 6 2B: 2 3B: 0 HR: 0	SF: 1 SAC: 0 DP: 0 HBP: 0	WP: 0 PB: 0 SB: 1 CS: 0	PA: 43					
PITCHER	IP WLS BF H R ER SO BB IBB HBP BLK WP HR S P ERA WHIP																										
Rick Ownbey, R (1, 1) ERA: 3.75	4.0		23	4	4	4	4	6	0	0	0	0	0	25	49	9.00	2.500										
Pat Zachry, R (5, 1) ERA: 4.01	2.0		9	2	0	0	1	1	0	0	0	0	0	10	14	0.00	1.500										
Charlie Puleo, R (7, 1) ERA: 4.47	3.0	W	11	2	0	0	3	0	0	0	0	0	0	17	17	0.00	0.667										

Philadelphia Phillies @ New York Mets
Shea Stadium, Flushing, NY
Sun Sep 26 1982, 3:33 AM EDT
Att. 16,384 - Unknown

livebaseballscorecards.com

AB	35
R	4
H	8
RBI	4
BB	7
SO	8
LOB	28



Batter	1	2	3	4	5	6	7	8	9	AB R H RBI BB SO LOB	TOP										
Omar Moreno, L (1, 8) OBP: 0.287, SLG: 0.310	0-0 4-3		0-0 1-3			0-0 5-3		0-3 K		4 0 0 0 0 1 0	Pittsburgh Pirates @ New York Mets Shea Stadium, Flushing, NY Mon Sep 27 1982, 7:05 PM EDT Att. 4,412 - Unknown livebaseballscorecards.com AB 34 R 1 H 7 RBI 1 BB 1 SO 4 LOB 12 										
Johnny Ray, S (1, 4) OBP: 0.318, SLG: 0.385	0-0 1B			0-0 4-3		0-0 1B		0-0 1B		4 0 3 0 0 0 0											
Mike Easler, L (1, 7) OBP: 0.348, SLG: 0.448	0-0 F7			0-0 F7		0-3 K		0-0 4-3		4 0 0 0 0 1 3											
Jason Thompson, L (1, 3) OBP: 0.391, SLG: 0.508	0-0 F7			4-0 BB		0-0 1-3		0-0 1B 1B		3 0 1 0 1 0 2											
Doug Frobel, L (1, 9) OBP: 0.143, SLG: 0.143		0-0 5-3		0-0 F7		0-0 4-3		0-3 K		4 0 0 0 0 1 2											
Jim Morrison, R (1, 5) Dave Parker, L (9, PH) OBP: 0.277, SLG: 0.448 OBP: 0.330, SLG: 0.447		0-0 F9			0-0 F7		0-0 5-3	0-0 1-2 1B		3 0 0 0 0 0 0 1 0 1 0 0 0 0											
Tony Peña, R (1, 2) OBP: 0.323, SLG: 0.434		0-0 1-3			0-0 HR		0-0 1B	0-0 F7		4 1 2 1 0 0 2											
Dale Berra, R (1, 6) Willie Stargell, L (9, PH) OBP: 0.310, SLG: 0.392 OBP: 0.313, SLG: 0.420			0-0 F8		0-0 5-3		0-0 P5	0-3 K		3 0 0 0 0 0 1 1 0 0 0 0 1 2											
Rick Rhoden, R (1, 1) John Milner, L (8, PH) Rod Scurry, L (8, 1) OBP: 0.291, SLG: 0.451 OBP: 0.306, SLG: 0.333 OBP: 0.250, SLG: 0.350			0-0 F7		0-0 F7		0-0 F9			2 0 0 0 0 0 0 1 0 0 0 0 0 0 0 0 0 0 0 0 0											
Inning Stats	R: 0 E: 0 K: 0 S: 4	H: 1 LOB: 1 BB: 0 P: 4	R: 0 E: 0 K: 0 S: 3	H: 0 LOB: 0 BB: 0 P: 3	R: 0 E: 0 K: 0 S: 3	H: 0 LOB: 1 BB: 1 P: 7	R: 1 E: 0 K: 0 S: 4	H: 1 LOB: 0 BB: 0 P: 4	R: 0 E: 0 K: 1 S: 6	H: 1 LOB: 1 BB: 0 P: 6		R: 0 E: 0 K: 0 S: 4	H: 1 LOB: 1 BB: 0 P: 4	R: 0 E: 0 K: 1 S: 6	H: 1 LOB: 1 BB: 0 P: 6	R: 0 E: 0 K: 2 S: 9	H: 2 LOB: 2 BB: 0 P: 9	1B: 6 2B: 0 3B: 0 HR: 1	SF: 0 SAC: 0 DP: 0 HBP: 0	WP: 0 PB: 0 SB: 0 CS: 0	PA: 35
PITCHER Scott Holman, R (1, 1) ERA: 1.74	IP 9.0 WLS W BF 35 H 7 R 1 ER 1 SO 4 BB 1 IBB 0 HBP 0 BLK 0 WP 0 HR 1 S 42 P 46 ERA 1.00 WHIP 0.889																				PITCHER IP WLS BF H R ER SO BB IBB HBP BLK WP HR S P ERA WHIP

Batter	1	2	3	4	5	6	7	8	9	AB	R	H	RBI	BB	SO	LOB
Mike Howard, S (1, 8) OBP: 0.343, SLG: 0.321	0-0 G3		0-0 F9		0-0 WP 1B		0-0 2-H 1B			4	0	2	1	0	0	0
Ron Gardenhire, R (1, 6) OBP: 0.284, SLG: 0.308	0-3 K		0-0 6-3		0-0 1-3 3-H		0-0 5-3			4	0	0	0	0	1	2
Ellis Valentine, R (1, 9) OBP: 0.294, SLG: 0.406	0-0 FC6-4 1B			0-0 G4-6-3 1B		0-0 4-3		0-0 3-1 2B		4	0	3	0	0	0	0
Dave Kingman, R (1, 3) OBP: 0.290, SLG: 0.445 Mike Jorgensen, L (9, 3) OBP: 0.364, SLG: 0.333	0-0 FC6-4 1-2f		0-3 K		0-0 4-3		0-0 F7			4	0	0	0	0	1	3
Gary Rajsich, L (1, 7) OBP: 0.313, SLG: 0.365		0-0 6-3 3B		0-0 G4-6-3 1-2f		0-0 1B		0-0 3-1 2-3		4	1	2	0	0	0	2
Ron Hodges, L (1, 2) OBP: 0.358, SLG: 0.379		0-0 6-3 3-H		0-0 3-1		0-0 P4		0-0 1-3		4	0	0	1	0	0	2
Hubie Brooks, R (1, 5) OBP: 0.310, SLG: 0.332		0-0 6-3 3-H		0-0 3-1		0-0 1B 1B		0-0 6-3		3	1	1	0	0	0	0
Brian Giles, R (1, 4) OBP: 0.278, SLG: 0.333		0-0 F7		0-0 1B 1B		0-0 1B 1B		0-0 SH1-4 1B 1B		3	1	2	0	0	0	0
Scott Holman, R (1, 1) OBP: 0.286, SLG: 0.286			0-3 K		0-0 1B WP 1B		0-0 SH1-4			2	1	1	1	0	1	0


Inning Stats	R: 0	H: 1	E: 0	LOB: 1	K: 1	P: 6	R: 1	H: 1	E: 0	LOB: 0	K: 0	P: 4	R: 0	H: 0	E: 0	LOB: 0	K: 1	P: 5	R: 0	H: 1	E: 0	LOB: 0	K: 1	P: 5	R: 2	H: 4	E: 0	LOB: 1	K: 0	P: 6	R: 0	H: 1	E: 0	LOB: 1	K: 0	P: 4	R: 1	H: 2	E: 0	LOB: 1	K: 0	P: 5	R: 0	H: 1	E: 0	LOB: 1	K: 0	P: 4																				
PITCHER	IP	WLS	BF	H	R	ER	SO	BB	IBB	HBP	BLK	WP	HR	S	P	ERA	WHIP																			PITCHER	IP	WLS	BF	H	R	ER	SO	BB	IBB	HBP	BLK	WP	HR	S	P	ERA	WHIP															
Rick Rhoden, R (1, 1) ERA: 4.25	7.0	L	29	10	4	4	3	0	0	0	0	1	0	35	35	5.14	1.429																																																			
Rod Scurrey, L (8, 1) ERA: 1.81	1.0		4	1	0	0	0	0	0	0	0	0	0	4	4	0.00	1.000																																																			

BOTTOM

Pittsburgh Pirates @ New York Mets
Shea Stadium, Flushing, NY
Mon Sep 27 1982, 7:05 PM EDT
Att. 4,412 - Unknown

livebaseballscorecards.com

AB	32
R	4
H	11
RBI	3
BB	0
SO	3
LOB	9



WP: 1	PA: 33
PB: 0	CS: 0
SB: 0	

Batter	1	2	3	4	5	6	7	8	9	10	AB R H RBI BB SO LOB	TOP													
Omar Moreno, L (1, 8) OBP: 0.287, SLG: 0.310	F7		4-3		L5		1-2 2-H 3-H 1B		SH1-3 BB		4 0 1 1 1 0 2	Pittsburgh Pirates @ New York Mets Shea Stadium, Flushing, NY Tue Sep 28 1982, 7:05 PM EDT Att: 3,921 - Unknown													
Johnny Ray, S (1, 4) OBP: 0.316, SLG: 0.383	1-4-3		L8			6-3	4-3		SH1-3		4 0 0 0 0 0 3														
Mike Easler, L (1, 7) OBP: 0.345, SLG: 0.443	4-3			4-3		4-3		K	K		5 0 0 0 0 2 1														
Jason Thompson, L (1, 3) OBP: 0.389, SLG: 0.505		P6		5-3		1B		F8	F7		5 0 1 0 0 0 1														
Tony Peña, R (1, 2) OBP: 0.324, SLG: 0.435		4-3		1B		F8		BB 1B BB 1B		1-3	5 1 2 0 0 0 1														
Jim Morrison, R (1, 5) OBP: 0.283, SLG: 0.451		1B		F8		1B	BB 1B 1B	BB BB 1B		L4	5 1 3 0 0 0 1														
Doug Frobel, L (1, 9) OBP: 0.200, SLG: 0.208					2B																				
Lee Lacy, R (10, PH) OBP: 0.369, SLG: 0.415							K			6-3	3 0 1 0 1 2 2														
Rod Scurry, L (10, 1) OBP: 0.250, SLG: 0.350											1 0 0 0 0 0 0														
Dale Berra, R (1, 6) OBP: 0.310, SLG: 0.391			F7		6-3		BB 1B	BB BB			0 0 0 0 0 0 0														
John Milner, L (8, PH) OBP: 0.317, SLG: 0.333							1-2 1B	1-2 2-3 BB			3 0 1 0 0 0 1														
Rafael Belliard, R (8, PR) OBP: 1.000, SLG: 1.000							1-2 2-3 BB	1-2 2-3 3-H BB			0 0 0 1 1 0 0														
John Candelaria, L (1, 1) OBP: 0.295, SLG: 0.259			4-3						P6		0 0 0 0 0 1 1 1														
Willie Stargell, L (7, PH) OBP: 0.253, SLG: 0.420											0 0 0 0 0 1 0 0														
Jim Smith, R (7, PR) OBP: 0.313, SLG: 0.333											0 0 0 0 0 0 0 0														
Kent Tekulve, R (7, 1) OBP: 0.071, SLG: 0.071											0 0 0 0 0 0 0 0														
Dave Parker, L (8, PH) OBP: 0.330, SLG: 0.447			4-3	BLK							1 0 0 0 0 0 0 3														
Bill Madlock, R (8, PH) OBP: 0.368, SLG: 0.488											0 0 0 0 0 0 0 0														
Enrique Romo, R (8, 1) OBP: 0.333, SLG: 0.556											0 0 0 0 0 0 0 0														
Richie Hebner, L (10, 9) OBP: 0.398, SLG: 0.443											0 0 0 0 0 0 0 0														
Inning Stats	R: 0 E: 0 K: 0 S: 3	H: 0 LOB: 0 BB: 0 P: 3	R: 0 E: 0 K: 1 S: 6	H: 1 LOB: 1 BB: 0 P: 6	R: 0 E: 0 K: 0 S: 3	H: 0 LOB: 1 BB: 1 P: 7	R: 0 E: 0 K: 0 S: 4	H: 1 LOB: 1 BB: 0 P: 4	R: 0 E: 0 K: 1 S: 6	H: 1 LOB: 1 BB: 0 P: 6	R: 0 E: 0 K: 0 S: 4	H: 1 LOB: 1 BB: 0 P: 4	R: 1 E: 0 K: 1 S: 7	H: 3 LOB: 2 BB: 1 P: 11	R: 1 E: 0 K: 1 S: 7	H: 2 LOB: 3 BB: 2 P: 15	R: 0 E: 0 K: 1 S: 5	H: 0 LOB: 1 BB: 1 P: 9	R: 0 E: 0 K: 0 S: 3	H: 0 LOB: 0 BB: 0 P: 3	1B: 7 2B: 2 3B: 0 HR: 0	SF: 0 SAC: 1 DP: 0 HBP: 0	WP: 0 PB: 0 SB: 0 CS: 0	PA: 43	
PITCHER	IP WLS BF H R ER SO BB IBB HBP BLK WP HR S P ERA WHIP																								
Ed Lynch, R (1, 1) ERA: 3.47	7.2	35	9	2	2	4	4	0	0	0	1	1	0	0	0	0	0	0	0	0	0	0	0	2.35	1.696
Jesse Orosco, L (8, 1) ERA: 2.6	2.1	8	0	0	0	1	1	0	0	0	0	0	0	0	9	13	0.00	0.429							

livebaseballscores.com

AB	37
R	2
H	9
RBI	2
BB	5
SO	5
LOB	16



Chicago Cubs @ New York Mets
 Shea Stadium, Flushing, NY
 Wed Sep 29 1982, 7:05 PM EDT
 Att: 3,175 - Unknown - 64 F

livebaseballscorecards.com

AB	34
R	4
H	10
RBI	4
BB	5
SO	3
LOB	18



WP:	0	PA:	40
PB:	0		
SB:	1		
CS:	0		

Batter	1	2	3	4	5	6	7	8	9	AB	R	H	RBI	BB	SO	LOB
Bump Wills, S (1, 4) X OBP: 0.348, SLG: 0.380	0-0 F9	0-0 F8			0-0 F2		4-0 BB	0-0 4-3		4	0	0	0	1	0	3
23 Ryne Sandberg, R (1, 5) B B B OBP: 0.306, SLG: 0.360	4-0 HR BB	0-0 FC6-4			0-3 K		0-0 5-3		0-3 K	4	1	0	0	1	2	3
Bill Buckner, L (1, 3) X OBP: 0.344, SLG: 0.446	0-0 HR				0-0 L4-3 1B		0-0 BLK 1B		0-0 P6-3 1B	4	1	4	2	1	0	0
Jay Johnstone, L (1, 9) X OBP: 0.341, SLG: 0.404 Gary Woods, R (9, PH) (9, 9) OBP: 0.323, SLG: 0.385	0-0 3-1				0-0 L4-3 1B		0-0 4-3		0-0 P6-3	4	0	1	0	0	0	3
Keith Moreland, R (1, 2) X OBP: 0.328, SLG: 0.404	0-0 1B				0-0 L4-3		0-0 P4		0-0 F9	4	0	1	0	0	0	2
Mel Hall, L (1, 8) X OBP: 0.316, SLG: 0.370	0-0 4-3				0-0 4-3		0-0 4-3 1B		0-0 E 1B	4	1	2	0	0	0	1
Scott Thompson, L (1, 7) X OBP: 0.371, SLG: 0.400					0-0 4-3		0-0 4-3		0-0 E2 4-3 2B	4	1	2	1	0	0	1
Scott Fletcher, R (1, 6) X OBP: 0.385, SLG: 0.111					0-0 F9		0-0 L9		4-0 4-3 BB	2	0	0	0	2	0	2
Mike Proly, R (1, 1) X OBP: 0.231, SLG: 0.308 Willie Hernandez, L (7, 1) Dick Tidrow, R (7, 1) Jerry Morales, R (8, PH) (8, 1) Lee Smith, R (8, 1) OBP: 0.328, SLG: 0.440 OBP: 0.118, SLG: 0.250					0-0 SH		0-0 G3		0-0 4-3	2	0	0	0	0	1	1
									1-2 3-H	0	0	0	0	0	0	0
										1	0	0	1	0	0	1
										0	0	0	0	0	0	0
										0	0	0	0	0	0	0
										0	0	0	0	0	0	0
										1	0	0	1	0	0	1
										0	0	0	0	0	0	0

Inning Stats	R: 2	H: 2	E: 0	K: 0	S: 5	P: 9	R: 0	H: 1	E: 0	K: 0	S: 5	P: 5	R: 0	H: 2	E: 0	K: 0	S: 3	P: 3	R: 0	H: 0	E: 0	K: 0	S: 3	P: 7	R: 0	H: 1	E: 0	K: 1	S: 6	P: 6	R: 0	H: 1	E: 0	K: 0	S: 4	P: 4	R: 0	H: 0	E: 0	K: 1	S: 5	P: 13	R: 2	H: 2	E: 1	K: 0	S: 5	P: 9	R: 0	H: 1	E: 0	K: 1	S: 5	P: 5	1B: 8	2B: 2	3B: 1	HR: 1	SF: 0	SAC: 1	DP: 1	HBP: 0	WP: 0	PA: 40
--------------	------	------	------	------	------	------	------	------	------	------	------	------	------	------	------	------	------	------	------	------	------	------	------	------	------	------	------	------	------	------	------	------	------	------	------	------	------	------	------	------	------	-------	------	------	------	------	------	------	------	------	------	------	------	------	-------	-------	-------	-------	-------	--------	-------	--------	-------	--------

PITCHER	IP	WLS	BF	H	R	ER	SO	BB	IBB	HBP	BLK	WP	HR	S	P	ERA	WHIP
Walt Terrell, R (1, 1) ERA: 3.43	7.1	L	35	9	4	3	2	4	1	0	1	0	1	34	54	3.68	1.773
Doug Sisk, R (8, 1) ERA: 1.35	0.2		2	0	0	0	0	0	0	0	0	0	0	2	2	0.00	0.000
Pete Falcone, L (9, 1) ERA: 3.84	1.0		3	1	0	0	1	0	0	0	0	0	0	5	5	0.00	1.000

BOTTOM

Chicago Cubs @ New York Mets
 Shea Stadium, Flushing, NY
 Wed Sep 29 1982, 7:05 PM EDT
 Att. 3,175 - Unknown - 64 F

livebaseballscorecards.com

AB	31
R	1
H	6
RBI	1
BB	1
SO	5
LOB	13



WP: 1	PA: 33
PB: 0	
SB: 0	
CS: 1	

AB R H RBI BB SO LOB

3	0	0	0	1	1	2
3	0	0	0	0	0	1
1	0	0	0	0	1	1
0	0	0	0	0	0	0
4	1	1	0	0	1	1
4	0	1	0	0	0	1
4	0	2	1	0	0	1
4	0	0	0	0	0	3
2	0	0	0	0	0	1
1	0	0	0	0	0	1
3	0	1	0	0	1	1
1	0	0	0	0	1	0
0	0	0	0	0	0	0
1	0	1	0	0	0	0
0	0	0	0	0	0	0

Batter	1	2	3	4	5	6	7	8	9
Mookie Wilson, S OBP: 0.314, SLG: 0.371 (1, 8)	4-0 CS BB		x 0-0 F7		x 0-0 6-3			0-3 K	
Ron Gardenhire, R OBP: 0.284, SLG: 0.308 (1, 6)	0-0 L9			x 0-0 L7		x 0-0 F8		0-3 K	
Dave Kingman, R OBP: 0.287, SLG: 0.440 (8, PH)	1-2							2-3 K	
Pete Falcone, L OBP: 0.113, SLG: 0.132 (9, 1)								0-3 K	
George Foster, R OBP: 0.306, SLG: 0.363 (1, 7)	0-0 6-3			x 0-0 F9 1B 2B		x 0-0 5-3		0-3 K	
Rusty Staub, L OBP: 0.312, SLG: 0.327 (1, 3)		x 0-0 FC1-6 1B		x 0-0 F9 2-3		x 0-0 5-3		0-0 4-3	
Gary Rajsich, L OBP: 0.321, SLG: 0.382 (1, 9)		x 0-0 FC1-6 1-2f		x 0-0 FC5-4 1B				0-0 F8	
Hubie Brooks, R OBP: 0.305, SLG: 0.326 (1, 5)		x 0-0 F8		x 0-0 FC5-4 1-2f				0-0 F9	
Ronn Reynolds, R (1, 2)		x 0-0 F8						0-0 4-3	
Ron Hodges, L OBP: 0.357, SLG: 0.378 (7, PH) (8, 2)					x 0-0 1-3			0-0 G3	
Brian Giles, R OBP: 0.279, SLG: 0.331 (1, 4) (9, 6)			x 0-0 5-3		x 0-0 SH3-4 1B			0-3 K	
Walt Terrell, L OBP: 0.400, SLG: 0.400 (1, 1)			0-3 K		x 0-0 SH3-4			0-0 WP	
Doug Sisk, R (8, 1)					1-2			2B	
Mike Jorgensen, L OBP: 0.368, SLG: 0.348 (8, PH)									
Mike Howard, S OBP: 0.333, SLG: 0.313 (9, 4)									

Inning Stats	R: 0	H: 0	E: 0	K: 0	S: 2	R: 0	H: 1	E: 0	K: 0	S: 4	R: 0	H: 0	E: 0	K: 1	S: 5	R: 1	H: 2	E: 0	K: 0	S: 5	R: 0	H: 1	E: 0	K: 0	S: 4	R: 0	H: 0	E: 0	K: 0	S: 3	R: 0	H: 1	E: 0	K: 1	S: 6	R: 0	H: 1	E: 0	K: 3	S: 10	R: 0	H: 0	E: 0	K: 0	S: 3	1B: 3	SF: 0	2B: 2	SAC: 1	3B: 1	DP: 0	HR: 0	HBP: 0	WP: 1	PA: 33
--------------	------	------	------	------	------	------	------	------	------	------	------	------	------	------	------	------	------	------	------	------	------	------	------	------	------	------	------	------	------	------	------	------	------	------	------	------	------	------	------	-------	------	------	------	------	------	-------	-------	-------	--------	-------	-------	-------	--------	-------	--------

PITCHER	IP	WLS	BF	H	R	ER	SO	BB	IBB	HBP	BLK	WP	HR	S	P	ERA	WHIP
Mike Proly, R ERA: 2.22 (1, 1)	6.1	W	24	5	1	1	1	1	0	0	0	0	0	25	29	1.42	0.947
Willie Hernandez, L ERA: 3.01 (7, 1)	0.1		1	0	0	0	0	0	0	0	0	0	0	1	1	0.00	0.000
Dick Tidrow, R ERA: 3.39 (7, 1)	0.1		1	0	0	0	1	0	0	0	0	0	0	3	3	0.00	0.000
Lee Smith, R ERA: 2.75 (8, 1)	2.0	S	7	1	0	0	3	0	0	0	0	1	0	13	13	0.00	0.500

PITCHER	IP	WLS	BF	H	R	ER	SO	BB	IBB	HBP	BLK	WP	HR	S	P	ERA	WHIP
---------	----	-----	----	---	---	----	----	----	-----	-----	-----	----	----	---	---	-----	------

Chicago Cubs @ New York Mets
 Shea Stadium, Flushing, NY
 Thu Sep 30 1982, 7:05 PM EDT
 Att. 5,293 - Overcast - 63 F

livebaseballscorecards.com

AB	34
R	3
H	8
RBI	3
BB	0
SO	10
LOB	12



WP:	0	PA:	35
PB:	0		
SB:	0		
CS:	0		

Batter	1	2	3	4	5	6	7	8	9	AB	R	H	RBI	BB	SO	LOB
23 Ryne Sandberg, R (1, 4) OBP: 0.308, SLG: 0.365	0-3 K			0-0 FC4-6 1B		0-0 SH4-3 2B		0-0 1B 2B		4	2	3	0	0	1	0
Gary Woods, R (1, 7) OBP: 0.327, SLG: 0.388	0-0 F9			0-0 FC4-6 1B		0-0 SH4-3		0-0 1-3 1B		3	1	2	1	0	0	0
Bill Buckner, L (1, 3) OBP: 0.342, SLG: 0.444	0-0 4-3			0-0 FC4-6 1B		0-0 FC6-2 1B		0-0 1-3 1B		4	0	0	0	0	0	4
Keith Moreland, R (1, 2) OBP: 0.329, SLG: 0.405		0-0 E6		0-0 F4		0-0 1-2 1B		0-0 1-2 1B		4	0	2	1	0	0	2
Jerry Morales, R (1, 9) OBP: 0.325, SLG: 0.434		0-0 G4-3		0-0 FC4-6 1B		0-0 G3		0-0 6-3		4	0	1	1	0	0	4
Mel Hall, L (1, 8) OBP: 0.301, SLG: 0.351		0-0 3-1		0-0 FC4-6 1-2f			0-3 K		0-3 K	4	0	0	0	0	2	2
Pat Tabler, R (1, 5) OBP: 0.299, SLG: 0.367			0-0 6-3		0-3 K		0-0 F8		0-3 K	4	0	0	0	0	2	0
Scott Fletcher, R (1, 6) OBP: 0.294, SLG: 0.077			0-3 K		0-3 K		0-0 G3		0-3 K	4	0	0	0	0	3	0
Dickie Noles, R (1, 1) OBP: 0.121, SLG: 0.161			0-0 5-3		0-3 K			0-3 K		3	0	0	0	0	0	2
Willie Hernandez, L (9, 1)										0	0	0	0	0	0	0
Lee Smith, R (9, 1) OBP: 0.118, SLG: 0.250										0	0	0	0	0	0	0
Junior Kennedy, R (9, 6) OBP: 0.278, SLG: 0.264										0	0	0	0	0	0	0

Inning Stats	R: 0	H: 0	E: 0	K: 1	S: 5	P: 5	R: 0	H: 0	E: 1	K: 0	S: 3	P: 3	R: 0	H: 0	E: 0	K: 1	S: 5	P: 5	R: 1	H: 3	E: 0	K: 0	S: 6	P: 6	R: 0	H: 0	E: 0	K: 3	S: 9	P: 9	R: 0	H: 2	E: 0	K: 0	S: 5	P: 5	R: 0	H: 0	E: 0	K: 1	S: 5	P: 5	R: 2	H: 3	E: 0	K: 1	S: 8	P: 8	R: 0	H: 0	E: 0	K: 3	S: 9	P: 9	1B: 6	SF: 0	2B: 2	SAC: 1	3B: 0	DP: 1	HR: 0	HBP: 0	WP: 0	PA: 35
PITCHER	IP	WLS	BF	H	R	ER	SO	BB	IBB	HBP	BLK	WP	HR	S	P	ERA	WHIP																																															
Tom Gorman, L (1, 1) ERA: 2.76	7.0	L	26	5	1	1	6	0	0	0	0	0	0	38	38	1.29	0.714																																															
Jesse Orosco, L (8, 1) ERA: 2.72	2.0		9	3	2	2	4	0	0	0	0	0	0	17	17	9.00	1.500																																															

BOTTOM

Chicago Cubs @ New York Mets
Shea Stadium, Flushing, NY
Thu Sep 30 1982, 7:05 PM EDT
Att. 5,293 - Overcast - 63 F

livebaseballscorecards.com

AB 35
R 1
H 10
RBI 1
BB 2
SO 5
LOB 20



WP: 0 PA: 38
PB: 0
SB: 0
CS: 0

AB R H RBI BB SO LOB

5	0	2	1	0	0	1
5	0	0	0	0	1	4
4	0	2	0	0	1	1
4	0	0	0	0	2	3
4	1	3	0	0	0	0
4	0	0	0	0	1	4
0	0	0	0	0	0	0
3	0	0	0	1	0	1
3	0	3	0	0	0	0
0	0	0	0	0	0	0
0	0	0	0	1	0	0
1	0	0	0	0	0	0
1	0	0	0	0	0	0
1	0	0	0	0	0	0
1	0	0	0	0	0	3

Batter	1	2	3	4	5	6	7	8	9
Mookie Wilson, S OBP: 0.315, SLG: 0.372 (1, 8)	0-0 2B		0-0 4-3		0-0 3-1			0-0 4-3	0-0 1B
Ron Gardenhire, R OBP: 0.280, SLG: 0.304 (1, 6)	0-3 K		0-0 F2			0-0 L8		0-0 4-3	0-0 F9
George Foster, R OBP: 0.307, SLG: 0.364 (1, 7)	0-3 K2-3		0-0 5-3			0-0 1B		0-0 1B	
Dave Kingman, R OBP: 0.285, SLG: 0.437 (1, 3)	0-3 K			0-3 K		0-0 L7		0-0 F2	
Gary Rajsich, L OBP: 0.331, SLG: 0.391 (1, 9)		0-0 1B		0-0 4-3		0-0 1B		0-0 BB	0-0 BB
Hubie Brooks, R OBP: 0.302, SLG: 0.323 (1, 5)		0-3 K		0-0 6-3		0-0 L7		0-0 G3	0-0 G3
Brian Giles, R OBP: 0.279, SLG: 0.331 Mike Howard, S OBP: 0.326, SLG: 0.286 (1, 4) (2, 4)		0-0 L6			0-0 4-3		0-0 4-3	4-0 1B	4-0 BB
Bruce Bochy, R OBP: 0.386, SLG: 0.556 John Stearns, R OBP: 0.349, SLG: 0.415 Ron Hodges, L OBP: 0.360, SLG: 0.378 (1, 2) (7, PR) (8, 2)		0-0 1B			0-0 SH5-4		0-0 G5-4-3	4-0 1B	4-0 BB
Tom Gorman, L Rusty Staub, L OBP: 0.310, SLG: 0.326 Jesse Orosco, R OBP: 0.143, SLG: 0.143 Rusty Tillman, R OBP: 0.222, SLG: 0.333 Mike Jorgensen, L OBP: 0.366, SLG: 0.345 (1, 1) (7, PH) (8, 1) (9, PH) (9, PH)		0-0 4-3			0-0 SH5-4		0-0 G5-4-3	0-0 F5	0-0 F5

Inning Stats	R: 0	H: 1	E: 0	K: 3	S: 10	R: 0	H: 2	E: 0	K: 1	S: 7	R: 0	H: 0	E: 0	K: 0	S: 3	R: 0	H: 0	E: 0	K: 1	S: 5	R: 0	H: 1	E: 0	K: 0	S: 4	R: 0	H: 2	E: 0	K: 0	S: 5	R: 0	H: 1	E: 0	K: 0	S: 3	R: 0	H: 1	E: 0	K: 0	S: 4	R: 1	H: 2	E: 0	K: 0	S: 5	1B: 9	2B: 1	3B: 0	SF: 0	SAC: 1	DP: 1	HBP: 0	WP: 0	PA: 38
--------------	------	------	------	------	-------	------	------	------	------	------	------	------	------	------	------	------	------	------	------	------	------	------	------	------	------	------	------	------	------	------	------	------	------	------	------	------	------	------	------	------	------	------	------	------	------	-------	-------	-------	-------	--------	-------	--------	-------	--------

PITCHER	IP	WLS	BF	H	R	ER	SO	BB	IBB	HBP	BLK	WP	HR	S	P	ERA	WHIP
Dickie Noles, R ERA: 4.43 (1, 1)	8.1	W	34	9	1	1	5	1	0	0	0	0	0	43	47	1.08	1.200
Willie Hernandez, L ERA: 3.01 (9, 1)	0.0		1	0	0	0	0	1	0	0	0	0	0	4	4	∞	∞
Lee Smith, R ERA: 2.73 (9, 1)	0.2	S	3	1	0	0	0	0	0	0	0	0	0	3	3	0.00	1.500

Batter	1	2	3	4	5	6	7	8	9	10	AB R H RBI BB SO LOB	TOP										
Mookie Wilson, S (1, 8) X OBP: 0.314, SLG: 0.371	0-0 6-3 ①		4-0 BB			0-3 K2-3 ①			0-3 K ①		3 0 0 0 1 2 0	New York Mets @ Philadelphia Phillies Veterans Stadium, Philadelphia, PA Fri Oct 01 1982, 7:05 PM EDT Att. 16,072 - Unknown										
Ron Gardenhire, R (1, 6) X OBP: 0.277, SLG: 0.301	0-0 1-3 ②		0-0 4-3 ③			0-0 6-3 ②			0-0 4-3 ②		4 0 0 0 0 0 2											
George Foster, R (1, 7) X OBP: 0.305, SLG: 0.361	0-0 4-3 ③					0-0 F6 ③			0-0 6-3 ③		4 0 0 0 0 1 0											
Dave Kingman, R (1, 3) Rusty Tillman, R (10, PR) Mike Jorgensen, L (10, 3) OBP: 0.287, SLG: 0.436 OBP: 0.222, SLG: 0.333 OBP: 0.366, SLG: 0.345		0-0 G1-6-3 1B				0-0 5-3 ②			0-0 F4 ①		3 0 1 0 1 0 0 0 1 0 0 0 0 0 0 0 0 0 0 0 0											
Gary Rajsich, L (1, 9) OBP: 0.330, SLG: 0.388	0-0 F7 ①					0-0 F9 ③			0-0 4-3 ②		4 0 1 0 0 0 1											
Hubie Brooks, R (1, 5) OBP: 0.300, SLG: 0.321	0-0 G1-6-3 1-2r					0-0 F9 ①			0-3 K ③		3 0 0 1 0 1 1											
Ron Hodges, L (1, 2) OBP: 0.358, SLG: 0.373						0-3 K ①			0-0 4-3 ①		3 0 0 0 1 1 1											
Brian Giles, R (1, 4) OBP: 0.278, SLG: 0.323						4-0 BB			0-0 5-3 ②		3 0 0 0 1 0 2											
Terry Leach, R (1, 1) OBP: 0.125, SLG: 0.125						0-0 SH1-4 BB			0-3 4-6-3 ③		2 0 0 0 0 2 1											
						0-3 K			0-3 K ③													
Inning Stats	R: 0 E: 0 K: 0 S: 3	H: 0 LOB: 0 BB: 0 P: 3	R: 0 E: 0 K: 0 S: 3	H: 1 LOB: 0 BB: 0 P: 3	R: 0 E: 0 K: 1 S: 5	H: 0 LOB: 2 BB: 2 P: 13	R: 0 E: 0 K: 1 S: 5	H: 0 LOB: 0 BB: 0 P: 5	R: 0 E: 0 K: 1 S: 5	H: 0 LOB: 1 BB: 1 P: 9	R: 0 E: 0 K: 1 S: 5	H: 0 LOB: 0 BB: 0 P: 5	R: 0 E: 0 K: 1 S: 5	H: 0 LOB: 0 BB: 0 P: 5	R: 0 E: 0 K: 1 S: 5	H: 0 LOB: 0 BB: 0 P: 5	R: 1 E: 0 K: 0 S: 4	H: 1 LOB: 1 BB: 1 P: 8	1B: 2 2B: 0 3B: 0 HR: 0	SF: 1 SAC: 1 DP: 1 HBP: 0	WP: 0 PB: 0 SB: 0 CS: 0	PA: 35
PITCHER	IP WLS BF H R ER SO BB IBB HBP BLK WP HR S P ERA WHIP																					
John Denny, R (1, 1) ERA: 4.87	9.0	30	1	0	0	7	3	0	0	0	0	0	0	0	53	0.00	0.444					
Porfi Altamirano, R (10, 1) ERA: 4.26	1.0	5	1	1	1	0	1	0	0	0	0	0	0	4	8	9.00	2.000					

livebaseballscorecards.com

AB	29
R	1
H	2
RBI	1
BB	4
SO	7
LOB	8



BOTTOM

New York Mets @ Philadelphia Phillies
Veterans Stadium, Philadelphia, PA
Fri Oct 01 1982, 7:05 PM EDT
Att: 16,072 - Unknown

livebaseballscorecards.com

AB	30
R	0
H	1
RBI	0
BB	6
SO	7
LOB	12



WP:	0	PA:	37
PB:	0		
SB:	0		
CS:	0		

AB	R	H	RBI	BB	SO	LOB
5	0	0	0	0	0	3
4	0	0	0	0	1	2
4	0	0	0	0	0	0
4	0	0	0	0	1	0
3	0	0	0	1	1	0
4	0	0	0	0	2	1
0	0	0	0	0	0	0
2	0	1	0	2	0	0
1	0	0	0	1	0	1
0	0	0	0	1	0	0
0	0	0	0	0	0	0
2	0	0	0	1	2	4
1	0	0	0	0	0	1

R	H	ER	SO	BB	IBB	HBP	BLK	WP	HR	S	P	ERA	WHIP
0	0	0	7	5	1	0	0	0	0	45	69	0.00	0.600

R	H	ER	SO	BB	IBB	HBP	BLK	WP	HR	S	P	ERA	WHIP
0	0	0	7	2	0	0	0	0	0	17	17	0.00	0.600

R	H	ER	SO	BB	IBB	HBP	BLK	WP	HR	S	P	ERA	WHIP
0	0	0	7	3	0	0	0	0	0	17	17	0.00	0.600

R	H	ER	SO	BB	IBB	HBP	BLK	WP	HR	S	P	ERA	WHIP
0	0	0	5	3	0	0	0	0	0	6	6	0.00	0.600

R	H	ER	SO	BB	IBB	HBP	BLK	WP	HR	S	P	ERA	WHIP
0	0	0	5	3	0	0	0	0	0	6	6	0.00	0.600

R	H	ER	SO	BB	IBB	HBP	BLK	WP	HR	S	P	ERA	WHIP
0	0	0	3	3	0	0	0	0	0	11	11	0.00	0.600

R	H	ER	SO	BB	IBB	HBP	BLK	WP	HR	S	P	ERA	WHIP
0	0	0	3	3	0	0	0	0	0	11	11	0.00	0.600

R	H	ER	SO	BB	IBB	HBP	BLK	WP	HR	S	P	ERA	WHIP
0	0	0	3	3	0	0	0	0	0	11	11	0.00	0.600

R	H	ER	SO	BB	IBB	HBP	BLK	WP	HR	S	P	ERA	WHIP
0	0	0	3	3	0	0	0	0	0	11	11	0.00	0.600

R	H	ER	SO	BB	IBB	HBP	BLK	WP	HR	S	P	ERA	WHIP
0	0	0	3	3	0	0	0	0	0	11	11	0.00	0.600

R	H	ER	SO	BB	IBB	HBP	BLK	WP	HR	S	P	ERA	WHIP
0	0	0	3	3	0	0	0	0	0	11	11	0.00	0.600

PITCHER	IP	WLS	BF	H	R	ER	SO	BB	IBB	HBP	BLK	WP	HR	S	P	ERA	WHIP
Terry Leach, R ERA: 4.17	10.0	7	37	1	0	0	7	5	1	0	0	0	0	45	69	0.00	0.600

Batter	1	2	3	4	5	6	7	8	9	10
Garry Maddox, R OBP: 0.307, SLG: 0.424 (1, 8)	0-0 F8		0-0 F7			0-0 6-3		0-0 4-3		0-0 F4
Pete Rose, S OBP: 0.340, SLG: 0.334 (1, 3)	0-0 6-3		0-0 FC4-6			0-3 K		0-0 6-3		
Gary Matthews, R OBP: 0.348, SLG: 0.429 (1, 7)	0-0 5-3			0-0 4-3		0-0 6-3		0-0 F2		
Mike Schmidt, R OBP: 0.403, SLG: 0.544 (1, 5)		0-0 5-3		0-0 6-3		0-0 5-3		0-3 K		
Ozzie Virgil, R OBP: 0.312, SLG: 0.394 (1, 2)		0-3 K		0-0 F4		4-0 BB 5-3 BB		0-0 F7		
Alejandro Sanchez, R OBP: 0.333, SLG: 0.917 Porfi Altamirano, R OBP: 0.250, SLG: 0.250 (1, 9) (10, 1)		0-3 K			0-0 5-3	0-0 5-3		0-3 K		
Luis Aguayo, R OBP: 0.345, SLG: 0.538 (1, 4)			0-0 5-3		0-0 3B	4-0 BB IBB		4-0 G3 SH3-4 BB		
Ivan De Jesus, R OBP: 0.310, SLG: 0.314 Greg Gross, L OBP: 0.380, SLG: 0.326 Julio Franco, R OBP: 0.321, SLG: 0.308 (1, 6) (7, PH) (8, 6)			4-0 E BB BB		0-0 5-3	4-0 1-2 2-3 BB		0-0 SH3-4		
John Denny, R OBP: 0.375, SLG: 0.167 George Vukovich, L OBP: 0.332, SLG: 0.387 (1, 1) (10, 9)			4-0 E1 FC4-6 BB		0-3 K	0-3 K		0-0 G3		

Batter	1	2	3	4	5	6	7	8	9	AB R H RBI BB SO LOB	TOP																										
Mookie Wilson, S (1, 8) OBP: 0.314, SLG: 0.369	0-3 K		0-0 4-3			0-0 6-3	0-0 2B 1B		0-0 1-3	5 1 1 1 0 1 0																											
Ron Gardenhire, R (1, 6) OBP: 0.277, SLG: 0.303	0-0 F9		0-0 F2			0-3 K	0-0 2B			4 0 1 1 0 1 0																											
George Foster, R (1, 7) OBP: 0.308, SLG: 0.364	0-0 1B			4-0 E S BB		0-0 1B 2B	0-3 K			3 1 2 0 1 1 1																											
Dave Kingman, R (1, 3) OBP: 0.287, SLG: 0.435	0-0 F7			0-3 K 1-3		0-0 2B 1B		0-3 K2-3		4 0 1 1 0 2 2																											
Gary Rajsich, L (1, 9) OBP: 0.333, SLG: 0.383		0-0 L1		0-3 K		4-0 IBB		4-0 E S BB		2 0 0 0 2 1 1																											
Hubie Brooks, R (1, 5) OBP: 0.299, SLG: 0.320		0-0 1B		0-0 5-3		0-3 K		0-0 F9		4 0 1 0 0 1 4																											
Brian Giles, R (1, 4) OBP: 0.277, SLG: 0.321		0-0 F9			0-0 E S 8-2 1B		0-0 F7	0-3 K 1-3		4 0 1 0 0 1 2																											
Bruce Bochy, R (1, 2) OBP: 0.358, SLG: 0.510		0-0 6-3			0-0 1-3 8-2		0-0 F4		0-3 K	4 0 0 0 0 1 2																											
Scott Holman, R (1, 1) OBP: 0.222, SLG: 0.222			0-3 K		0-0 6-3		0-0 1B 2B		0-0 F9	2 0 0 0 0 1 0																											
Mike Jorgensen, L (7, PH) OBP: 0.370, SLG: 0.360										1 1 1 0 0 0 0																											
Doug Sisk, R (7, 1)										0 0 0 0 0 0 0																											
Rusty Staub, L (9, PH) OBP: 0.309, SLG: 0.324										1 0 0 0 0 0 0																											
Pat Zachry, R (9, 1) OBP: 0.103, SLG: 0.079										0 0 0 0 0 0 0																											
Inning Stats	R: 0 E: 0 K: 1 S: 6	H: 1 LOB: 1 BB: 0 P: 6	R: 0 E: 0 K: 0 S: 4	H: 1 LOB: 1 BB: 0 P: 4	R: 0 E: 0 K: 1 S: 5	H: 0 LOB: 0 BB: 0 P: 5	R: 0 E: 0 K: 2 S: 7	H: 0 LOB: 1 BB: 1 P: 11	R: 0 E: 0 K: 0 S: 3	H: 1 LOB: 0 BB: 0 P: 3	R: 1 E: 0 K: 2 S: 9	H: 2 LOB: 2 BB: 1 P: 13	R: 2 E: 0 K: 1 S: 8	H: 3 LOB: 1 BB: 0 P: 8	R: 0 E: 0 K: 2 S: 7	H: 0 LOB: 1 BB: 1 P: 11	R: 0 E: 0 K: 1 S: 5	H: 0 LOB: 0 BB: 0 P: 5	1B: 5 2B: 4 3B: 0 HR: 0	SF: 0 SAC: 0 DP: 1 HBP: 0	WP: 0 PB: 0 SB: 3 CS: 0	PA: 37															
PITCHER	IP WLS BF H R ER SO BB IBB HBP BLK WP HR S P ERA WHIP																																				
Marty Bystrom, R (1, 1) ERA: 4.85	6.2		29	8	3	3	6	1	1	0	0	0	0	39	47	4.05	1.350																				
Stan Bahnsen, R (7, 1) ERA: 2.74	1.1		5	0	0	0	3	1	0	0	0	0	0	10	14	0.00	0.750																				
Porfi Altamirano, R (9, 1) ERA: 4.15	1.0	W	3	0	0	0	1	0	0	0	0	0	0	5	5	0.00	0.000																				

New York Mets @ Philadelphia Phillies
Veterans Stadium, Philadelphia, PA
 Sat Oct 02 1982, 7:05 PM EDT
 Att. 32,729 - Unknown

livebaseballscorecards.com

AB	34
R	3
H	8
RBI	3
BB	3
SO	10
LOB	12



BOTTOM

New York Mets @ Philadelphia Phillies
Veterans Stadium, Philadelphia, PA
Sat Oct 02 1982, 7:05 PM EDT
Att. 32,729 - Unknown

livebaseballscores.com

AB	31
R	4
H	9
RBI	4
BB	5
SO	5
LOB	15



WP:	0	PA:	38
PB:	0		
SB:	0		
CS:	0		

AB	R	H	RBI	BB	SO	LOB
5	0	1	0	0	0	3
3	1	2	1	1	0	0
2	1	1	1	2	0	2
2	0	0	0	0	0	4
1	0	1	1	0	0	0
1	0	1	0	0	0	0
2	0	0	0	0	2	1
1	0	0	0	1	0	2
3	0	1	1	0	0	0
0	0	0	0	0	0	0
1	0	0	0	0	0	3
0	0	0	0	0	0	0
4	1	1	0	0	1	0
3	0	0	0	0	1	0
2	1	1	0	0	1	0
1	0	0	0	1	0	0

Batter	1	2	3	4	5	6	7	8	9
Garry Maddox, R (1, 8) OBP: 0.306, SLG: 0.422	0-0 G5-3 CI 1B		0-0 F9			0-0 F8		0-0 F4	0-0 F8
Pete Rose, S (1, 3) OBP: 0.343, SLG: 0.337	0-1 CI 1-2			0-0 G6-4-3 BB 1B		4-0 1B BB 1-2		0-0 6-3 2B	0-0 1-3 2-H 2B
Gary Matthews, R (1, 7) OBP: 0.351, SLG: 0.429	0-0 F9			4-0 G6-4-3 BB 1-2		0-0 6-3 1B 1-2 2-H 1B		4-0 E 1B BB	
Ozzie Virgil, R (1, 2) OBP: 0.306, SLG: 0.386	0-0 G5-3 2-3f			0-0 G6-4-3 1-2f 2-3		0-0 6-3 1B 1-2 2-H 1B		0-0 E4 IBB 1B	
Alejandro Sanchez, R (1, 9) OBP: 0.286, SLG: 0.786		0-3 K		0-3 K		0-0 6-3		4-0 1-2 IBB	
Greg Gross, L (6, PH) OBP: 0.382, SLG: 0.323						1-2 2-3		1-2	
Julio Franco, R (1, 5) OBP: 0.323, SLG: 0.310		0-0 4-3			0-0 1-3	0-0 2-H 3-H 1B		0-0 6-3	
Stan Bahnsen, R (7, 1)									
Willie Montanez, L (8, PH) OBP: 0.289, SLG: 0.229									
Porfi Altamirano, R (9, 1) OBP: 0.250, SLG: 0.250									
Luis Aguayo, R (1, 4) OBP: 0.339, SLG: 0.518		0-0 6-3			0-0 5-3		0-3 K		0-0 SH1-4 2B 1B
Ivan De Jesus, R (1, 6) OBP: 0.308, SLG: 0.312			0-0 6-3		0-3 K		0-0 1-3		0-0 SH1-4
Marty Bystrom, R (1, 1) OBP: 0.160, SLG: 0.167			0-3 K			0-0 BB 1B 1B		4-0 2B IBB	
Mike Schmidt, R (7, 5) OBP: 0.404, SLG: 0.543							0-0 F8		

Inning Stats	R: 0 H: 1 E: 1 K: 0 S: 4	H: 1 LOB: 1 BB: 0 P: 4	R: 0 H: 0 E: 0 K: 1 S: 5	H: 0 LOB: 0 BB: 0 P: 5	R: 0 H: 0 E: 0 K: 1 S: 5	H: 0 LOB: 0 BB: 0 P: 5	R: 0 H: 1 E: 0 K: 1 S: 5	H: 1 LOB: 1 BB: 1 P: 9	R: 0 H: 0 E: 0 K: 1 S: 5	H: 0 LOB: 0 BB: 0 P: 5	R: 3 H: 4 E: 0 K: 0 S: 6	H: 4 LOB: 2 BB: 1 P: 10	R: 0 H: 0 E: 0 K: 1 S: 5	H: 0 LOB: 0 BB: 0 P: 5	R: 0 H: 1 E: 1 K: 0 S: 4	H: 1 LOB: 3 BB: 2 P: 12	R: 1 H: 2 E: 0 K: 0 S: 4	H: 2 LOB: 2 BB: 1 P: 8	1B: 8 2B: 1 3B: 0 HR: 0	SF: 0 SAC: 1 DP: 2 HBP: 0
--------------	--------------------------	------------------------	--------------------------	------------------------	--------------------------	------------------------	--------------------------	------------------------	--------------------------	------------------------	--------------------------	-------------------------	--------------------------	------------------------	--------------------------	-------------------------	--------------------------	------------------------	-------------------------	---------------------------

PITCHER	IP	WLS	BF	H	R	ER	SO	BB	IBB	HBP	BLK	WP	HR	S	P	ERA	WHIP
Scott Holman, R (1, 1) ERA: 2.36	6.0		24	6	3	3	4	2	0	0	0	0	0	30	38	4.50	1.333
Doug Sisk, R (7, 1) ERA: 1.04	2.0		9	1	0	0	1	1	1	0	0	0	0	9	17	0.00	1.000
Pat Zachry, R (9, 1) ERA: 4.05	0.2	L	5	2	1	1	0	0	1	0	0	0	0	4	8	13.50	3.000

Batter	1	2	3	4	5	6	7	8	9	AB R H RBI BB SO LOB	TOP									
Mike Howard, S (1, 8) OBP: 0.298, SLG: 0.256	0-3 K		0-3 K		0-0 6-3			0-0 F6		4 0 0 0 0 2 1										
Ron Gardenhire, R (1, 6) OBP: 0.279, SLG: 0.313	0-0 HR		0-3 K			0-0 F4		0-0 1B		4 1 2 1 0 1 0										
George Foster, R (1, 7) OBP: 0.309, SLG: 0.367	0-3 K		0-0 1B			0-0 2B		0-0 F7		4 0 2 0 0 1 2										
Dave Kingman, R (1, 3) OBP: 0.285, SLG: 0.432 Carlos Diaz, R (8, 1)	0-3 K		0-0 F9			0-3 K		0-0 F3		4 0 0 0 0 2 4 0 0 0 0 0 0 0										
Rusty Tillman, R (1, 9) OBP: 0.154, SLG: 0.231		0-0 E6		0-3 K		0-0 F8		0-0 L6		4 0 0 0 0 1 1										
Hubie Brooks, R (1, 5) OBP: 0.297, SLG: 0.317		0-3 K		0-0 6-3		0-0 5-3		0-0 F9		4 0 0 0 0 1 1										
Brian Giles, R (1, 4) OBP: 0.270, SLG: 0.312		0-0 1-3		0-3 K		0-0 4-3		0-3 K		4 0 0 0 0 2 1										
Ronn Reynolds, R (1, 2)		4-0 BB			0-3 K		0-0 F2			2 0 0 0 1 1 0										
Ed Lynch, R (1, 1) Bob Bailor, R (8, PH) Bruce Bochy, R (8, 3) OBP: 0.313, SLG: 0.319 OBP: 0.358, SLG: 0.510	0-3 K		0-3 K					0-0 E6 1B		2 0 0 0 0 2 2 1 0 0 0 0 0 0 0 0 0 0 0 0 0										
Inning Stats	R: 1 E: 0 K: 3 S: 10	H: 1 LOB: 0 BB: 0 P: 10	R: 0 E: 1 K: 2 S: 8	H: 0 LOB: 2 BB: 1 P: 12	R: 0 E: 0 K: 2 S: 8	H: 1 LOB: 1 BB: 0 P: 8	R: 0 E: 0 K: 2 S: 7	H: 0 LOB: 0 BB: 0 P: 7	R: 0 E: 0 K: 1 S: 6	H: 1 LOB: 1 BB: 0 P: 6	R: 0 E: 0 K: 0 S: 3	H: 0 LOB: 0 BB: 0 P: 3	R: 0 E: 1 K: 0 S: 5	H: 1 LOB: 2 BB: 0 P: 5	R: 0 E: 0 K: 1 S: 5	H: 0 LOB: 0 BB: 0 P: 5	1B: 2 2B: 1 3B: 0 HR: 1	SF: 0 SAC: 0 DP: 0 HBP: 0	WP: 0 PB: 0 SB: 1 CS: 0	PA: 34
PITCHER Steve Carlton, L (1, 1) ERA: 3.1	IP: 9.0 WLS: W BF: 34 H: 4 R: 1 ER: 1 SO: 13 BB: 1 IBB: 0 HBP: 0 BLK: 0 WP: 0 HR: 1 S: 59 P: 63 ERA: 1.00 WHIP: 0.556																			

New York Mets @ Philadelphia Phillies
Veterans Stadium, Philadelphia, PA
 Sun Oct 03 1982, 7:05 PM EDT
 Att: 19,383 - Unknown

livebaseballscorecards.com

AB 33
R 1
H 4
RBI 1
BB 1
SO 13
LOB 12



Batter	1	2	3	4	5	6	7	8	9	AB	R	H	RBI	BB	SO	LOB
Garry Maddox, R OBP: 0.303, SLG: 0.417 (1, 8)	0-0 F3		0-0 F8	0-0 L5			0-0 F8			4	0	0	0	0	0	2
Pete Rose, S OBP: 0.345, SLG: 0.338 (1, 3)	0-0 1-3		4-0 BB		0-0 HR		4-0 FC5-4 1B BB			2	1	1	0	2	0	0
Gary Matthews, R OBP: 0.349, SLG: 0.427 Greg Gross, L OBP: 0.386, SLG: 0.328 (7, PH) (8, 7)	0-0 F7		0-0 F8		0-0 F6		0-0 FC5-4 1B			3	0	0	0	0	0	2
Mike Schmidt, R OBP: 0.403, SLG: 0.547 (1, 5)		0-0 F7	0-0 F7		0-0 HR		0-0 FC5-4			4	1	1	2	0	0	3
Bo Diaz, R OBP: 0.333, SLG: 0.450 (1, 2)		0-0 4-3		0-0 FC6 1B		0-0 6-3		0-0 F4		4	1	1	0	0	0	2
George Vukovich, L OBP: 0.334, SLG: 0.391 Bob Dernier, R OBP: 0.315, SLG: 0.319 (8, PH) (9, 9)		0-0 1B 2B		4-0 FC6 BB		0-0 3-1		0-0 5-3		2	1	1	0	1	0	0
Manny Trillo, R OBP: 0.316, SLG: 0.319 (1, 4)		0-0 1B 1B		0-0 FC6 1B		0-0 F7		0-0 1B		4	0	2	1	0	0	2
Ivan De Jesus, R OBP: 0.309, SLG: 0.313 (1, 6)		0-0 1B		0-0 FC6-4 1B		0-0 6-3		0-0 1-3		4	0	2	1	0	0	0
Steve Carlton, L OBP: 0.218, SLG: 0.317 (1, 1)		0-0 F7		0-0 FC6-4		0-0 6-3				3	0	0	0	0	0	4

Inning Stats	R: 0	H: 0	E: 0	K: 0	S: 3	R: 1	H: 3	E: 0	K: 0	S: 6	R: 0	H: 0	E: 0	K: 0	S: 3	R: 1	H: 2	E: 0	K: 0	S: 5	R: 2	H: 2	E: 0	K: 0	S: 5	R: 0	H: 0	E: 0	K: 0	S: 3	R: 0	H: 1	E: 0	K: 0	S: 4	R: 0	H: 1	E: 0	K: 0	S: 3	1B: 7	2B: 1	3B: 0	HR: 1	SF: 0	SAC: 0	DP: 0	HBP: 0	WP: 0	PA: 35
--------------	------	------	------	------	------	------	------	------	------	------	------	------	------	------	------	------	------	------	------	------	------	------	------	------	------	------	------	------	------	------	------	------	------	------	------	------	------	------	------	------	-------	-------	-------	-------	-------	--------	-------	--------	-------	--------

PITCHER	IP	WLS	BF	H	R	ER	SO	BB	IBB	HBP	BLK	WP	HR	S	P	ERA	WHIP
Ed Lynch, R ERA: 3.55 (1, 1)	7.0	L	32	8	4	4	0	3	0	0	0	0	1	29	41	5.14	1.571
Carlos Diaz, L ERA: 4.03 (8, 1)	1.0		3	1	0	0	0	0	0	0	0	0	0	3	3	0.00	1.000

BOTTOM

New York Mets @ Philadelphia Phillies
Veterans Stadium, Philadelphia, PA
 Sun Oct 03 1982, 7:05 PM EDT
 Att. 19,383 - Unknown

livebaseballscorecards.com

AB	32
R	4
H	9
RBI	4
BB	3
SO	0
LOB	15

