

New York Mets - 1982

Batter	1	2	3	4	5	6	7	8	9	AB	R	H	RBI	BB	SO	LOB	TOP									
Mookie Wilson, S (1, 8) OBP: 0.400, SLG: 0.333	P6		F7		F7		G3		5-3	5	0	1	0	0	0	0	New York Mets @ Chicago Cubs Wrigley Field, Chicago, IL Fri Apr 09 1982, 3:33 AM CST Att: 26,712 - Overcast - 34 F									
Wally Backman, S (1, 4) OBP: 0.500, SLG: 0.750	P6		F8		F8					4	0	2	0	0	0	1										
George Foster, R (1, 7) OBP: 0.333, SLG: 0.286	K		5-3		F9		K			4	0	0	0	0	2	3										
Dave Kingman, R (1, 3) OBP: 0.125, SLG: 0.125		P2	K			5-3		F9		4	0	0	0	0	1	1										
Ellis Valentine, R (1, 9) OBP: 0.500, SLG: 0.500	P6				5-3		5-3		1-6-3	4	0	2	0	0	0	0										
John Stearns, R (1, 2) OBP: 0.250, SLG: 0.143	WP		1-3		1-3		E1		1-6-3	3	0	1	0	1	0	2										
Hubie Brooks, R (1, 5)	WP		P6						K	2	0	0	0	1	1	2										
Ron Gardenhire, R (1, 6) OBP: 0.500, SLG: 0.250			P3			F8			K	1	0	0	0	1	0	1										
Rusty Staub, L (6, PH) OBP: 0.500, SLG: 0.500										1	0	0	0	0	0	2										
Tom Verzyer, R (6, 6)										0	0	0	0	0	0	0										
Mike Jorgensen, L (9, PH)										1	0	0	0	0	1	0										
Mike Scott, R (1, 1)										2	0	0	0	0	1	3										
Rick Sweet, S (7, PH)										1	0	0	0	0	0	0										
Charlie Puleo, R (7, 1)										0	0	0	0	0	0	0										
Jesse Orosco, R (8, 1)										0	0	0	0	0	0	0										
Gary Rajsich, L (9, PH)										1	0	0	0	0	0	0										
Inning Stats	R: 0 E: 0 K: 1 S: 5	H: 0 LOB: 0 BB: 0 P: 5	R: 0 E: 0 K: 1 S: 5	H: 0 LOB: 3 BB: 2 P: 14	R: 0 E: 0 K: 1 S: 6	H: 1 LOB: 1 BB: 0 P: 6	R: 0 E: 0 K: 0 S: 4	H: 1 LOB: 1 BB: 0 P: 4	R: 0 E: 0 K: 0 S: 4	H: 1 LOB: 1 BB: 1 P: 8	R: 0 E: 0 K: 1 S: 6	H: 1 LOB: 1 BB: 0 P: 6	R: 0 E: 0 K: 1 S: 6	H: 1 LOB: 0 BB: 0 P: 5	R: 0 E: 0 K: 1 S: 5	H: 0 LOB: 0 BB: 0 P: 5	1B: 5 2B: 1 3B: 0 HR: 0	SF: 0 SAC: 0 DP: 0 HBP: 1	WP: 1 PB: 0 SB: 2 CS: 0	PA: 37						
PITCHER	IP WLS BF H R ER SO BB IBB HBP BLK WP HR S P ERA WHIP																									
Fergie Jenkins, R (1, 1) ERA:	6.2 W 29	5 0 0 3	3 0 0 0	1 0 0 3	0 0 0 0	0 0 0 0	0 0 0 0	0 0 0 0	0 0 14 14	0.00 0.429																
Lee Smith, R (7, 1) ERA:	2.1 S 8	1 0 0 3	0 0 0 0	0 0 0 0	0 0 0 0	0 0 0 0	0 0 0 0	0 0 14 14	0.00 0.429																	

AB 33
R 0
H 6
RBI 0
BB 3
SO 6
LOB 15



Batter	1	2	3	4	5	6	7	8	9	AB	R	H	RBI	BB	SO	LOB	BOTTOM						
Bump Willis, S (1, 4) OBP: 0.462, SLG: 0.833	K		K		K				P4	4	0	0	0	0	3	3	New York Mets @ Chicago Cubs Wrigley Field, Chicago, IL Fri Apr 09 1982, 3:33 AM CST Att: 26,712 - Overcast - 34 F						
Larry Bowa, S (1, 6) OBP: 0.385, SLG: 0.273	3-1				HR			E6	FC6-4	4	3	2	0	0	0	1							
Bill Buckner, L (1, 3) OBP: 0.462, SLG: 0.667	P5				1B			1-3	1B	3	2	1	2	1	0	1							
Leon Durham, L (1, 9) OBP: 0.385, SLG: 0.364			F8		6-3				1B	3	0	1	1	1	0	0							
Keith Moreland, R (1, 2) OBP: 0.417, SLG: 0.667					6-3				1B	4	0	2	2	0	1	1							
Steve Henderson, R (1, 7) OBP: 0.364, SLG: 0.300			G1-6-3		1B				1B	4	0	0	0	0	1	3							
23 Ryne Sandberg, R (1, 5)					K			CS	F8	4	0	0	0	0	1	3							
Tye Waller, R (1, 8) OBP: 0.300, SLG: 0.222					4-3				1-3	3	0	0	0	0	0	0							
Fergie Jenkins, R (1, 1) Lee Smith, R (7, 1)					SH3-4				P4	2	0	1	0	1	0	0							
					SH3-4				FC6-4	0	0	0	0	1	0	0							
Inning Stats	R: 0 E: 0 K: 1 S: 5	H: 0 LOB: 0 BB: 0 P: 5	R: 0 E: 0 K: 0 S: 3	H: 1 LOB: 0 BB: 0 P: 3	R: 0 E: 0 K: 1 S: 5	H: 0 LOB: 1 BB: 1 P: 9	R: 2 E: 0 K: 1 S: 7	H: 2 LOB: 0 BB: 0 P: 7	R: 0 E: 0 K: 1 S: 6	H: 1 LOB: 1 BB: 0 P: 6	R: 1 E: 1 K: 1 S: 6	H: 2 LOB: 0 BB: 0 P: 6	R: 0 E: 0 K: 0 S: 3	H: 0 LOB: 0 BB: 0 P: 3	R: 2 E: 0 K: 0 S: 4	H: 1 LOB: 2 BB: 3 P: 16	1B: 6 2B: 0 3B: 0 HR: 1	SF: 0 SAC: 2 DP: 1 HBP: 0	WP: 0 PB: 0 SB: 1 CS: 1	PA: 34			
PITCHER	IP WLS BF H R ER SO BB IBB HBP BLK WP HR S P ERA WHIP																						
Mike Scott, R (1, 1) ERA: 3.0	6.0 L 23	6 3 2 5	2 0 0 0	2 0 0 0	0 0 0 0	0 0 5 13	10.80 1.200																
Charlie Puleo, R (7, 1) ERA: 10.8	1.2	7 0 2 2 0	2 0 0 0	0 0 0 0	0 0 0 0	0 0 2 6	0.00 6.000																
Jesse Orosco, L (8, 1) ERA:	0.1	3 1 0 0 0	1 0 0 0	0 0 0 0	0 0 0 0	0 0 0 0	0.00 6.000																

AB 27
R 5
H 7
RBI 5
BB 4
SO 5
LOB 9



Batter	1	2	3	4	5	6	7	8	9	AB	R	H	RBI	BB	SO	LOB	TOP								
Pete Rose, S OBP: 0.200, SLG: 0.200 (1, 3)	F9		L9		6-3			5-3 2B		4	1	1	0	0	0	0	Philadelphia Phillies @ New York Mets Shea Stadium, Flushing, NY Tue Apr 13 1982, 3:33 AM EST Att: 40,845 - Unknown								
Ivan De Jesus, R OBP: 0.263, SLG: 0.125 (1, 6)	K		E6 G5-4-3					L8		3	0	0	0	1	1										
Gary Matthews, R OBP: 0.150, SLG: 0.200 (1, 7)	L8		G5-4-3					5-3		4	0	0	0	0	0	3									
Mike Schmidt, R OBP: 0.412, SLG: 0.167 (1, 5)										1	0	1	0	0	0	0									
Dave Roberts, R OBP: 0.400, SLG: 0.250 (2, 5)										1	0	1	0	0	0	0									
Luis Aguayo, R OBP: 0.500, SLG: 1.000 (8, PH) (8, 5)										1	0	0	0	0	0	0									
Len Matuszek, L OBP: 0.500, SLG: 1.000 (8, PH) (8, 5)										1	0	1	1	0	0	0									
Dick Davis, R OBP: 0.375, SLG: 0.333 (1, 9)										3	1	1	0	1	0	1									
Gary Maddox, R OBP: 0.250, SLG: 0.444 (1, 8)										4	0	0	0	0	0	6									
Bo Diaz, R OBP: 0.308, SLG: 0.583 (1, 2) (9, PH)										2	0	1	1	1	0	0									
Greg Gross, L OBP: 0.250, SLG: 0.250 (9, PH)										1	0	0	0	0	0	0									
Manny Trillo, R OBP: 0.294, SLG: 0.375 (1, 4)										4	0	1	0	0	0	2									
Steve Carlton, L OBP: 0.294, SLG: 0.375 (1, 1) (7, PH)										2	0	0	0	0	1	2									
Del Unser, L OBP: 0.294, SLG: 0.375 (7, PH)										1	0	0	0	0	0	0									
Ron Reed, R OBP: 0.294, SLG: 0.375 (7, 1)										0	0	0	0	0	0	0									
George Vukovich, L OBP: 0.200, SLG: 0.200 (9, PH)										1	0	0	0	0	1	0									
Inning Stats	R: 0 E: 0 K: 1 S: 5	H: 0 LOB: 0 BB: 0 P: 5	R: 1 E: 0 K: 0 S: 6	H: 4 LOB: 2 BB: 0 P: 6	R: 0 E: 1 K: 0 S: 3	H: 0 LOB: 0 BB: 0 P: 3	R: 0 E: 0 K: 0 S: 4	H: 1 LOB: 2 BB: 1 P: 8	R: 0 E: 0 K: 1 S: 5	H: 0 LOB: 1 BB: 1 P: 9	R: 0 E: 1 K: 0 S: 3	H: 0 LOB: 0 BB: 0 P: 3	R: 0 E: 0 K: 0 S: 3	H: 0 LOB: 0 BB: 0 P: 3	R: 1 E: 0 K: 0 S: 5	H: 2 LOB: 2 BB: 1 P: 9	R: 0 E: 0 K: 1 S: 5	H: 0 LOB: 0 BB: 0 P: 5	1B: 6 2B: 1 3B: 0 HR: 0	SF: 0 SAC: 0 DP: 2 HBP: 0	WP: 0 PB: 0 SB: 0 CS: 0	PA: 36			
PITCHER	IP	WLS	BF	H	R	ER	SO	BB	IBB	HBP	BLK	WP	HR	S	P	ERA	WHIP								
Randy Jones, L ERA: 0.82 (1, 1)	5.0	W	21	5	1	1	2	2	0	0	0	0	0	23	31	1.80	1.400								
Ed Lynch, R ERA: 2.25 (6, 1)	2.2		11	2	1	1	0	1	0	0	0	0	0	10	14	3.38	1.125								
Neil Allen, R ERA: 2.25 (8, 1)	1.1	S	4	0	0	0	1	0	0	0	0	0	0	6	6	0.00	0.000								

AB	33
R	2
H	7
RBI	2
BB	3
SO	3
LOB	15



Batter	1	2	3	4	5	6	7	8	9	AB	R	H	RBI	BB	SO	LOB	BOTTOM								
Mookie Wilson, S OBP: 0.321, SLG: 0.308 (1, 8)	K		F7		6-3			SH1-4 2B		4	0	1	0	0	1	1	Philadelphia Phillies @ New York Mets Shea Stadium, Flushing, NY Tue Apr 13 1982, 3:33 AM EST Att: 40,845 - Unknown								
Bob Bailor, R OBP: 0.500, SLG: 0.636 (1, 4)	6-3		F8					SH1-4 2B		3	1	1	0	0	0	1									
George Foster, R OBP: 0.444, SLG: 0.650 (1, 7)										3	2	1	0	1	1	1									
Joel Youngblood, R OBP: 0.250, SLG: 0.375 (9, 7)	6-3									0	0	0	0	0	0	0									
Dave Kingman, R OBP: 0.308, SLG: 0.522 (1, 3)										3	2	2	3	1	1	1									
Mike Jorgensen, L OBP: 0.250, SLG: 0.250 (9, 3)										0	0	0	0	0	0	0									
Ellis Valentine, R OBP: 0.286, SLG: 0.286 (1, 9)										4	0	1	0	0	1	3									
John Stearns, R OBP: 0.200, SLG: 0.389 (1, 2)										3	0	0	0	0	2	3									
Hubie Brooks, R OBP: 0.320, SLG: 0.150 (1, 5)										3	0	1	2	1	1	1									
Ron Gardenhire, R OBP: 0.500, SLG: 0.556 (1, 6)										4	0	2	0	0	0	3									
Randy Jones, R ERA: 0.82 (1, 1)										2	0	0	0	0	1	1									
Ed Lynch, R ERA: 2.25 (6, 1)										1	0	0	0	0	1	1									
Neil Allen, R ERA: 2.25 (8, 1)										0	0	0	0	0	0	0									
Inning Stats	R: 0 E: 0 K: 1 S: 5	H: 0 LOB: 0 BB: 0 P: 5	R: 0 E: 0 K: 1 S: 5	H: 0 LOB: 1 BB: 1 P: 9	R: 0 E: 0 K: 1 S: 6	H: 1 LOB: 0 BB: 0 P: 6	R: 2 E: 0 K: 0 S: 6	H: 3 LOB: 1 BB: 0 P: 6	R: 3 E: 0 K: 1 S: 7	H: 2 LOB: 0 BB: 1 P: 11	R: 0 E: 0 K: 3 S: 10	H: 1 LOB: 1 BB: 0 P: 10	R: 0 E: 0 K: 2 S: 8	H: 1 LOB: 1 BB: 0 P: 8	R: 0 E: 0 K: 0 S: 3	H: 1 LOB: 1 BB: 1 P: 7	R: 0 E: 0 K: 0 S: 3	H: 1 LOB: 1 BB: 1 P: 7	1B: 6 2B: 2 3B: 0 HR: 1	SF: 0 SAC: 2 DP: 1 HBP: 0	WP: 0 PB: 0 SB: 0 CS: 0	PA: 35			
PITCHER	IP	WLS	BF	H	R	ER	SO	BB	IBB	HBP	BLK	WP	HR	S	P	ERA	WHIP								
Steve Carlton, L ERA: 7.82 (1, 1)	6.0	L	27	7	5	5	7	2	0	0	1	0	0	39	47	7.50	1.500								
Ron Reed, R ERA: 2.25 (7, 1)	2.0		8	2	0	0	2	0	1	0	0	0	0	11	15	0.00	1.000								



Batter	1	2	3	4	5	6	7	8	9	AB	R	H	RBI	BB	SO	LOB	TOP			
Pete Rose, S OBP: 0.167, SLG: 0.167 (1, 3)	0-0 4-3		0-0 6-3			0-0 6-3		0-0 F7		4	0	0	0	0	0	1	Philadelphia Phillies @ New York Mets Shea Stadium, Flushing, NY Wed Apr 14 1982, 3:33 AM EST Att: 13,420 - Unknown			
Ivan De Jesus, R OBP: 0.291, SLG: 0.150 (1, 6)	0-0 1-3			0-0 6-3		0-0 S 1B		0-0 5-3		4	0	1	0	0	0	0				
Gary Matthews, R OBP: 0.167, SLG: 0.250 (1, 7)	0-0 L8			0-0 1B 2B		0-0 F7		0-0 6-3		4	0	1	0	0	0	1				
Dick Davis, R OBP: 0.400, SLG: 0.421 (1, 9)		0-0 1B 2B		0-0 G6-4-3 1B		0-0 6-3		0-0 5-3		4	1	2	0	0	0	1				
Len Matuszek, L OBP: 0.500, SLG: 0.600 (1, 5)		0-0 CS 1B		0-0 G6-4-3		4-0 C5-4-3 E BB		0-0 6-3		3	0	1	1	1	0	2				
Bob Demier, R (1, 8)		0-3 K		0-0 P4		0-0 E6		0-0 G5-4-3		2	0	0	0	0	1	1				
Greg Gross, L OBP: 0.200, SLG: 0.200 (7, 8)		0-3 K		0-0 FC6 2B		0-0 G5-4-3		0-0 P4		1	0	0	0	0	1	1				
Bo Diaz, R OBP: 0.313, SLG: 0.600 (1, 2)		0-3 K		0-0 FC6		0-0 P4		0-3 K		3	0	1	0	0	1	2				
Manny Trillo, R OBP: 0.250, SLG: 0.316 (1, 4)		0-3 K		0-0 1-3		0-0 K		0-0 K		3	0	0	0	0	1	2				
Dick Ruthven, R OBP: 0.500, SLG: 0.500 (7, 1)		0-0 CS 1B		0-0 K		0-0 K		0-0 K		2	0	1	0	0	0	1				
Del Unser, L OBP: 0.250, SLG: 0.316 (8, 1)		0-0 CS 1B		0-0 K		0-0 K		0-0 K		0	0	0	0	0	0	0				
Inning Stats	R: 0 E: 0 K: 1 S: 3	H: 0 LOB: 0 BB: 0 P: 3	R: 1 E: 0 K: 2 S: 8	H: 2 LOB: 0 BB: 0 P: 8	R: 0 E: 0 K: 1 S: 5	H: 1 LOB: 0 BB: 0 P: 5	R: 0 E: 0 K: 0 S: 4	H: 2 LOB: 1 BB: 0 P: 4	R: 0 E: 0 K: 0 S: 4	H: 1 LOB: 1 BB: 0 P: 4	R: 0 E: 1 K: 0 S: 3	H: 0 LOB: 1 BB: 1 P: 7	R: 0 E: 0 K: 1 S: 5	H: 0 LOB: 0 BB: 0 P: 5	R: 0 E: 0 K: 0 S: 3	H: 0 LOB: 0 BB: 0 P: 3	1B: 4 2B: 3 3B: 0 HR: 0	SF: 0 SAC: 0 DP: 2 HBP: 0	WP: 0 PB: 0 SB: 1 CS: 2	PA: 32
PITCHER Mike Scott, R ERA: 1.8 (1, 1)	IP: 9.0 WLS: W BF: 32 H: 7 R: 1 ER: 1 SO: 4 BB: 1 IBB: 0 HBP: 0 BLK: 0 WP: 0 HR: 0 S: 39 P: 43 ERA: 1.00 WHIP: 0.889															PITCHER				

Batter	1	2	3	4	5	6	7	8	9	AB	R	H	RBI	BB	SO	LOB	BOTTOM			
Mookie Wilson, S OBP: 0.333, SLG: 0.419 (1, 8)	0-0 4-3		0-0 F7	0-0 HR		0-0 6-3		0-0 1B 4-3 1B		5	2	2	2	0	0	1	Philadelphia Phillies @ New York Mets Shea Stadium, Flushing, NY Wed Apr 14 1982, 3:33 AM EST Att: 13,420 - Unknown			
Bob Bailor, R OBP: 0.412, SLG: 0.500 (1, 4)	0-0 4-3		0-0 F9	0-0 6-3		0-0 4-3		0-0 1-3 1B		5	0	1	0	0	0	1				
George Foster, R OBP: 0.406, SLG: 0.560 (1, 7)	0-3 K		0-0 E5		0-0 G3 1B SF8 1B		0-0 6-3	0-0 4-3		5	1	1	1	0	1	2				
Joel Youngblood, R OBP: 0.250, SLG: 0.375 (9, 7)	0-0 K		0-0 E5		0-0 G3 1B SF8 1B		0-0 6-3	0-0 4-3		0	0	0	0	0	0	0				
Dave Kingman, R OBP: 0.387, SLG: 0.520 (8, PR)		1-0 SH2-3 3B HBP	4-0 1-2 BB		0-0 G3 1B		0-0 F7	0-0 1B IBB		2	1	1	0	2	0	0				
Mike Jorgensen, L OBP: 0.250, SLG: 0.250 (9, 3)		0-0 SH2-3 3B HBP	1-2 BB		0-0 G3 1B		0-0 F7	0-0 1B IBB		0	0	0	0	0	0	0				
Ellis Valentine, R OBP: 0.263, SLG: 0.263 (1, 9)	0-3 K		0-0 F7		0-0 G3 1B		0-0 BB 1B 1B	0-3 K		5	1	1	0	0	2	8				
John Stearns, R OBP: 0.250, SLG: 0.381 (1, 2)	0-0 SH2-3		0-0 E5	0-0 S 1B		4-0 FC6-4 IBB		0-0 F9		3	2	1	0	1	0	2				
Hubie Brooks, R OBP: 0.345, SLG: 0.273 (1, 5)	0-0 2H 3B		0-3 K	0-0 K		0-0 SF8		0-0 1B BB		2	0	1	2	1	1	1				
Ron Gardenhire, R OBP: 0.500, SLG: 0.545 (1, 6)	0-0 5-3		0-0 K	0-0 HR 1B		0-0 FC6-4		0-0 FC5-4 1B		4	1	2	3	0	0	3				
Mike Scott, R OBP: 0.167, SLG: 0.333 (1, 1)	0-0 E 2B		0-0 K	0-3 K		0-0 4-3		0-0 FC5-4		4	0	1	0	0	1	3				
Inning Stats	R: 0 E: 0 K: 1 S: 5	H: 0 LOB: 0 BB: 0 P: 5	R: 1 E: 0 K: 1 S: 6	H: 1 LOB: 1 BB: 0 P: 7	R: 0 E: 1 K: 0 S: 5	H: 1 LOB: 3 BB: 1 P: 9	R: 3 E: 1 K: 2 S: 10	H: 2 LOB: 0 BB: 0 P: 10	R: 1 E: 0 K: 0 S: 5	H: 2 LOB: 2 BB: 1 P: 9	R: 0 E: 0 K: 0 S: 3	H: 0 LOB: 0 BB: 0 P: 3	R: 2 E: 0 K: 0 S: 6	H: 3 LOB: 2 BB: 1 P: 10	R: 1 E: 0 K: 1 S: 7	H: 2 LOB: 2 BB: 1 P: 11	1B: 8 2B: 1 3B: 1 HR: 1	SF: 1 SAC: 1 DP: 0 HBP: 1	WP: 0 PB: 0 SB: 1 CS: 0	PA: 42
PITCHER Dick Ruthven, R ERA: 6.52 (7, 1)	IP: 6.2 WLS: L BF: 33 H: 8 R: 7 ER: 4 SO: 4 BB: 1 IBB: 1 HBP: 0 BLK: 0 WP: 0 HR: 1 S: 38 P: 47 ERA: 5.40 WHIP: 1.350															PITCHER				
Ed Farmer, R ERA: (7, 1)	0.1 WLS: L BF: 3 H: 1 R: 0 ER: 0 SO: 0 BB: 0 IBB: 0 HBP: 0 BLK: 0 WP: 0 HR: 0 S: 2 P: 6 ERA: 0.00 WHIP: 6.000															PITCHER				
Sid Monge, L ERA: 3.0 (8, 1)	1.0 WLS: L BF: 6 H: 2 R: 1 ER: 1 SO: 1 BB: 1 IBB: 0 HBP: 0 BLK: 0 WP: 0 HR: 0 S: 7 P: 11 ERA: 9.00 WHIP: 2.000															PITCHER				

Batter	1	2	3	4	5	6	7	8	9	10	11	12	13	AB R H RBI BB SO LOB	TOP													
Pete Rose, S OBP: 0.259, SLG: 0.267 (1, 3)	F9		E9	F9			1B	3B	FC6		4-3		FC6-4	6 2 2 0 1 0 4	Philadelphia Phillies @ New York Mets Shea Stadium, Flushing, NY Thu Apr 15 1982, 3:33 AM EST Att. 14,634 - Unknown													
Greg Gross, L OBP: 0.353, SLG: 0.273 (1, 8)	G4-6-3		F7		F7		2B	1B	P1		4-3		FC6-4	6 1 2 1 1 0 3														
Gary Matthews, R OBP: 0.194, SLG: 0.267 (1, 7)	G4-6-3		K		P4		2B		F7				FC6-4	6 2 1 2 1 1 6														
Dick Davis, R OBP: 0.417, SLG: 0.409 (1, 9)					5-3				L4					3 0 1 0 1 0 0														
Luis Aguayo, R OBP: 0.353, SLG: 1.333 (7, 5)														2 1 1 3 0 0 2														
Len Matuszek, L OBP: 0.232, SLG: 0.235 (7, 9)														3 0 0 0 0 0 1														
Gary Matzok, R OBP: 0.272, SLG: 0.241 (7, 9)														1 0 0 0 0 0 1														
Ron Reed, R OBP: 0.272, SLG: 0.241 (7, 9)														0 0 0 0 0 0 0														
Sparky Lyle, L OBP: 0.272, SLG: 0.241 (7, 9)														0 0 0 0 0 0 0														
Ed Farmer, R OBP: 0.272, SLG: 0.241 (7, 9)														1 0 0 0 0 0 1														
Del Unser, L OBP: 0.272, SLG: 0.241 (7, 9)														0 0 0 0 0 0 0														
Sid Monge, S OBP: 0.272, SLG: 0.241 (7, 9)														0 0 0 0 0 0 0														
Warren Brusstar, R OBP: 0.272, SLG: 0.241 (7, 9)														1 0 0 0 0 0 0														
Bo Diaz, R OBP: 0.318, SLG: 0.500 (1, 2)														5 1 1 1 1 1 0														
Ivan De Jesus, R OBP: 0.345, SLG: 0.240 (1, 6)														5 0 3 0 1 0 2														
Manny Trillo, R OBP: 0.269, SLG: 0.292 (1, 4)														5 1 1 0 1 2 3														
Larry Christenson, R OBP: 0.250, SLG: 0.250 (7, 9)														2 0 0 0 0 0 2														
George Yulevich, L OBP: 0.250, SLG: 0.250 (7, 9)														3 0 1 0 0 0 0														
Inning Stats	R: 0 E: 0 K: 0 S: 3	H: 1 LOB: 0 BB: 0 P: 3	R: 0 E: 0 K: 0 S: 4	H: 2 LOB: 1 BB: 1 P: 8	R: 0 E: 1 K: 1 S: 6	H: 1 LOB: 1 BB: 0 P: 6	R: 1 E: 2 K: 2 S: 5	H: 0 LOB: 3 BB: 2 P: 13	R: 0 E: 0 K: 0 S: 3	H: 1 LOB: 0 BB: 0 P: 3	R: 2 E: 0 K: 2 S: 10	H: 3 LOB: 2 BB: 1 P: 14	R: 0 E: 0 K: 1 S: 5	H: 0 LOB: 0 BB: 0 P: 5	R: 0 E: 1 K: 0 S: 5	H: 1 LOB: 2 BB: 0 P: 5	R: 0 E: 0 K: 2 S: 8	H: 1 LOB: 1 BB: 0 P: 8	R: 0 E: 0 K: 0 S: 3	H: 0 LOB: 0 BB: 0 P: 3	R: 1 E: 0 K: 0 S: 3	H: 1 LOB: 1 BB: 2 P: 11	R: 4 E: 0 K: 1 S: 7	H: 2 LOB: 0 BB: 0 P: 15	1B: 10 2B: 1 3B: 1 HR: 1	SF: 0 SAC: 2 DP: 3 HBP: 0	WP: 0 PB: 0 SB: 0 CS: 1	PA: 60
PITCHER	IP 6.2	WLS 31	BF 8	H 3	R 2	ER 2	SO 2	BB 4	IBB 0	HBP 0	BLK 0	WP 0	HR 0	S 31	P 47	ERA 2.70	WHIP 1.800											
Pat Zachry, R ERA: 2.45 (1, 1)	1.1	4	0	0	0	2	0	0	0	0	0	0	0	8	8	0.00	0.000											
Jesse Orosco, L ERA: (9, 1)	2.0	9	2	0	0	2	0	0	0	0	0	0	0	13	13	0.00	1.000											
Neil Allen, R ERA: 1.5 (11, 1)	3.0	L 15	3	5	5	1	2	2	0	0	0	0	1	13	29	15.00	1.667											
Charlie Puleo, R ERA: 9.45 (11, 1)																												

Batter	1	2	3	4	5	6	7	8	9	10	11	12	13	AB R H RBI BB SO LOB	BOTTOM												
Mookie Wilson, S OBP: 0.350, SLG: 0.500 (1, 8)	K		K										F9	5 1 2 2 1 2 2	Philadelphia Phillies @ New York Mets Shea Stadium, Flushing, NY Thu Apr 15 1982, 3:33 AM EST Att. 14,634 - Unknown												
Wally Backman, S OBP: 0.353, SLG: 0.467 (1, 4)	K		K										FC6-4	3 0 0 0 0 3 0													
Tom Verzyer, R OBP: 1.000, SLG: 1.000 (7, 4)	K		K											0 0 0 0 0 0 0													
Bob Bailor, R OBP: 0.350, SLG: 0.421 (8, 9)														3 0 0 0 0 0 4													
George Foster, R OBP: 0.395, SLG: 0.500 (1, 7)														5 0 1 0 1 1 0													
Dave Kingman, R OBP: 0.351, SLG: 0.452 (1, 3)														6 0 1 0 0 1 2													
Joel Youngblood, R OBP: 0.286, SLG: 0.357 (1, 9)														6 0 2 0 0 3 1													
John Stearns, R OBP: 0.300, SLG: 0.481 (1, 2)														6 2 3 0 0 2 3													
Hubie Brooks, R OBP: 0.362, SLG: 0.280 (1, 5)														3 1 1 1 1 0 2													
Ron Gardenhire, R OBP: 0.467, SLG: 0.500 (1, 6)														4 0 1 0 0 0 4													
Pat Zachry, R ERA: 2.03 (7, 1)														2 0 0 0 0 0 1													
Ron Reed, R ERA: 1.42 (8, 1)														0 0 0 0 0 0 1													
Sparky Lyle, L ERA: 27.0 (8, 1)														1 0 0 0 0 0 0													
Ed Farmer, R ERA: (12, 1)														0 0 0 0 0 0 0													
Sid Monge, L ERA: 4.91 (12, 1)														0 0 0 0 0 0 0													
Inning Stats	R: 0 E: 0 K: 3 S: 9	H: 0 LOB: 1 BB: 1 P: 13	R: 1 E: 0 K: 0 S: 4	H: 3 LOB: 0 BB: 0 P: 4	R: 0 E: 0 K: 2 S: 7	H: 0 LOB: 0 BB: 0 P: 7	R: 0 E: 0 K: 2 S: 3	H: 0 LOB: 0 BB: 0 P: 3	R: 0 E: 0 K: 0 S: 3	H: 1 LOB: 0 BB: 0 P: 3	R: 1 E: 0 K: 2 S: 8	H: 1 LOB: 0 BB: 0 P: 8	R: 0 E: 0 K: 2 S: 7	H: 0 LOB: 0 BB: 0 P: 7	R: 0 E: 0 K: 1 S: 4	H: 0 LOB: 1 BB: 1 P: 9	R: 0 E: 0 K: 2 S: 8	H: 0 LOB: 0 BB: 0 P: 7	R: 0 E: 1 K: 0 S: 6	H: 2 LOB: 2 BB: 0 P: 6	R: 0 E: 0 K: 2 S: 8	H: 1 LOB: 1 BB: 0 P: 8	1B: 8 2B: 3 3B: 0 HR: 1	SF: 0 SAC: 2 DP: 3 HBP: 1	WP: 1 PB: 0 SB: 0 CS: 1	PA: 51	
PITCHER	IP 6.0	WLS 21	BF 5	H 2	R 2	ER 2	SO 7	BB 1	IBB 0	HBP 0	BLK 0	WP 0	HR 1	S 34	P 38	ERA 3.00	WHIP 1.000										
Larry Christenson, R ERA: 2.03 (7, 1)	1.1	5	0	1	1	2	0	0	0	0	0	0	0	8	9	6.75	0.000										
Ron Reed, R ERA: 1.42 (8, 1)	0.1	2	1	0	0	0	0	0	0	0	0	0	0	2	2	0.00	3.000										
Sparky Lyle, L ERA: 27.0 (8, 1)	3.1	13	2	0	0	3	1	1	0	0	0	0	0	17	25	0.00	0.900										
Ed Farmer, R ERA: (12, 1)	0.2	5	2	1	1	0	0	0	0	0	0	0	0	5	5	13.50	3.000										
PITCHER	IP 12.1	WLS 5	BF 1	H 0	R 0	ER 0	SO 2	BB 0	IBB 0	HBP 0	BLK 0	WP 0	HR 0	S 9	P 9	ERA 0.00	WHIP 0.750										
Warren Brusstar, R ERA: 10.8 (12, 1)	1.1	5	1	0	0	0	0	0	0	0	0	0	0	9	9	0.00	0.750										

Philadelphia Phillies @ New York Mets
 Shea Stadium, Flushing, NY
 Thu Apr 15 1982, 3:33 AM EST
 Att. 14,634 - Unknown

AB	49
R	8
H	13
RBI	7
BB	8
SO	7
LOB	25

Philadelphia Phillies @ New York Mets
 Shea Stadium, Flushing, NY
 Thu Apr 15 1982, 3:33 AM EST
 Att. 14,634 - Unknown


AB	45
R	4
H	11
RBI	3
BB	3
SO	14
LOB	19



Batter	1	2	3	4	5	6	7	8	9	AB	R	H	RBI	BB	SO	LOB	TOP																		
Tim Raines, S (1, 7) OBP: 0.222, SLG: 0.280	0-0 6-3 3B		0-0 2B		0-0 6-3			0-0 6-3		4	1	2	0	0	0	0																			
Wallace Johnson, S (1, 4) OBP: 0.394, SLG: 0.400	0-0 6-3		0-0 F8			0-0 F8		0-3 K		3	0	0	1	0	0	1																			
Rodney Scott, S (7, 4) OBP: 0.250, SLG: 0.250	0-0 6-3							0-0 K		1	0	0	0	0	1	0																			
Andre Dawson, R (1, 8) OBP: 0.320, SLG: 0.364	0-0 F8			0-0 CS 1B		4-0 FC4-6 BB		0-0 4-3		3	0	1	0	1	0	0																			
Al Oliver, L (1, 3) OBP: 0.400, SLG: 0.619	0-0 4-3			4-0 HR BB		0-0 FC4-6			0-0 HR	3	2	1	1	1	0	1																			
Gary Carter, R (1, 2) OBP: 0.280, SLG: 0.364		0-0 F2		0-0 F7		0-0 6-3			0-3 K	4	0	0	0	0	1	2																			
Warren Cromartie, L (1, 9) OBP: 0.440, SLG: 0.739		0-0 F8		0-0 HR			0-0 P6		0-3 K	4	1	1	2	0	1	0																			
Tim Wallach, R (1, 5) OBP: 0.217, SLG: 0.190		0-0 4-3		0-0 6-3			0-0 5-3		0-0 6-3	4	0	0	0	0	0	0																			
Chris Speier, R (1, 6) OBP: 0.174, SLG: 0.211			0-0 F7		0-0 F8					3	0	1	0	0	0	0																			
Bill Gullickson, R (1, 1) Jerry White, S (7, PH) Jeff Reardon, R (7, 1) OBP: 1.000, SLG: 2.000			0-0 5-3		0-0 P4				0-0 F7	2	0	0	0	0	0	0																			
Inning Stats	R: 1 E: 0 K: 0 S: 4	H: 1 LOB: 0 BB: 0 P: 4	R: 0 E: 0 K: 0 S: 3	H: 0 LOB: 0 BB: 0 P: 3	R: 0 E: 0 K: 0 S: 4	H: 1 LOB: 1 BB: 0 P: 4	R: 2 E: 0 K: 0 S: 4	H: 2 LOB: 0 BB: 1 P: 8	R: 0 E: 0 K: 0 S: 3	H: 0 LOB: 0 BB: 0 P: 3	R: 0 E: 0 K: 0 S: 4	H: 1 LOB: 1 BB: 0 P: 4	R: 0 E: 0 K: 1 S: 5	H: 0 LOB: 0 BB: 0 P: 5	R: 1 E: 0 K: 2 S: 8	H: 1 LOB: 0 BB: 0 P: 8	1B: 1 2B: 2 3B: 1 HR: 2	SF: 0 SAC: 0 DP: 0 HBP: 0	WP: 0 PB: 0 SB: 0 CS: 1	PA: 34															
PITCHER	IP WLS BF H R ER SO BB IBB HBP BLK WP HR S P ERA WHIP																																		
Pete Falcone, L (1, 1) ERA: 4.91	6.0	23	4	3	3	0	2	0	0	0	0	0	0	1	21	29	4.50	1.000																	
Ed Lynch, R (7, 1) ERA: 2.0	1.0	4	1	0	0	0	0	0	0	0	0	0	0	0	4	4	0.00	1.000																	
Jesse Orosco, L (8, 1) ERA: 2.45	2.0	L	7	1	1	1	3	0	0	0	0	0	0	1	13	13	4.50	0.500																	

Montreal Expos @ New York Mets
Shea Stadium, Flushing, NY
Fri Apr 16 1982, 6:05 PM EST
Att: 20,587 - Unknown


AB 32
R 4
H 6
RBI 4
BB 2
SO 3
LOB 5



Batter	1	2	3	4	5	6	7	8	9	AB	R	H	RBI	BB	SO	LOB	BOTTOM																		
Mookie Wilson, S (1, 8) OBP: 0.372, SLG: 0.500	0-0 S 1B		0-0 4-3			0-0 SH5-4 1B	0-0 4-3			4	2	2	0	0	0	1																			
Wally Backman, S (1, 4) OBP: 0.333, SLG: 0.444	0-0 S 1B		0-0 F7			0-0 SH5-4		0-0 3-1		3	0	1	1	0	0	0																			
Tom Veryzer, R (9, 4) OBP: 1.000, SLG: 1.000	0-0 S 1B					0-0 SH5-4				0	0	0	0	0	0	0																			
George Foster, R (1, 7) OBP: 0.381, SLG: 0.471	0-0 P3			0-0 F5		0-0 FC6-4 1B		0-0 6-3		4	0	1	2	0	0	1																			
Dave Kingman, R (1, 3) OBP: 0.341, SLG: 0.429	0-3 K			0-3 K		0-0 FC6-4 1B		0-3 K		4	0	1	0	0	3	1																			
Joel Youngblood, R (1, 9) OBP: 0.232, SLG: 0.278	0-3 K			0-3 K		0-0 FC6-4		0-0 F7		4	0	0	0	0	2	3																			
John Stearns, R (1, 2) OBP: 0.294, SLG: 0.452		0-0 CS 1B			0-3 K	0-0 FC6-4		0-0 1-3		4	0	1	0	0	1	2																			
Hubie Brooks, R (1, 5) OBP: 0.368, SLG: 0.310		0-0 P4			0-3 K		0-0 SH2-4 2B		0-0 F9	4	0	1	0	0	1	1																			
Ron Gardenhire, R (1, 6) OBP: 0.438, SLG: 0.464		0-0 L1			0-0 F8		0-0 SH2-4			2	0	0	0	0	0	0																			
Pete Falcone, L (1, 1) Mike Jorgensen, L (6, PH) Ed Lynch, R (7, 1) Gary Rajsich, L (7, PH) Jesse Orosco, R (8, 1)			0-0 G1			4-0 SH5-4 1B	0-3 K			1	0	0	0	0	0	0																			
Inning Stats	R: 1 E: 0 K: 2 S: 9	H: 2 LOB: 1 BB: 0 P: 9	R: 0 E: 0 K: 0 S: 3	H: 1 LOB: 0 BB: 0 P: 3	R: 0 E: 0 K: 0 S: 3	H: 0 LOB: 0 BB: 0 P: 3	R: 0 E: 0 K: 2 S: 7	H: 0 LOB: 0 BB: 0 P: 7	R: 0 E: 0 K: 0 S: 7	H: 0 LOB: 0 BB: 0 P: 7	R: 2 E: 0 K: 0 S: 6	H: 3 LOB: 2 BB: 1 P: 10	R: 0 E: 0 K: 1 S: 6	H: 1 LOB: 1 BB: 0 P: 6	R: 0 E: 0 K: 1 S: 5	H: 0 LOB: 0 BB: 0 P: 5	R: 0 E: 0 K: 0 S: 3	H: 0 LOB: 0 BB: 0 P: 3	1B: 6 2B: 1 3B: 0 HR: 0	SF: 0 SAC: 2 DP: 0 HBP: 0	WP: 0 PB: 0 SB: 2 CS: 1	PA: 34													
PITCHER	IP WLS BF H R ER SO BB IBB HBP BLK WP HR S P ERA WHIP																																		
Bill Gullickson, R (1, 1) ERA: 4.15	6.0	24	6	3	3	6	1	0	0	0	0	0	0	0	35	39	4.50	1.167																	
Jeff Reardon, R (7, 1) ERA:	3.0	W	10	1	0	0	2	0	0	0	0	0	0	0	14	14	0.00	0.333																	

Montreal Expos @ New York Mets
Shea Stadium, Flushing, NY
Fri Apr 16 1982, 6:05 PM EST
Att: 20,587 - Unknown

AB 31
R 3
H 7
RBI 3
BB 1
SO 8
LOB 10



Batter	1	2	3	4	5	6	7	8	9	AB	R	H	RBI	BB	SO	LOB	TOP																	
Tim Raines, S OBP: 0.281, SLG: 0.310 (1, 7)	4-0 CS BB		0-0 F7		0-0 F9		0-0 E S 1B		0-0 4-3 1B	4	0	2	0	1	0	1	Montreal Expos @ New York Mets Shea Stadium, Flushing, NY Sat Apr 17 1982, 6:05 PM EST Att: 16,529 - Unknown																	
Rodney Scott, S OBP: 0.222, SLG: 0.222 (1, 4)	0-0 4-3 1-2		0-0 F8		0-0 E 1B		0-0 E3 1-3 5-3		0-0 4-3 1-2	5	0	1	0	0	0	4																		
Andre Dawson, R OBP: 0.267, SLG: 0.296 (1, 8)	0-0 F8		0-0 FC5-4 1-2		0-0 E6 1-3		0-0 5-3 1-2		0-3 K	5	0	0	0	0	1	5																		
Al Oliver, L OBP: 0.379, SLG: 0.542 (1, 3)		0-0 G3		0-0 F8	0-0 L9		4-0 IBB			3	0	0	0	1	0	2																		
Gary Carter, R OBP: 0.310, SLG: 0.423 (1, 2)		0-0 1B 1B		0-0 F9 1B 2B		0-0 F8	0-0 4-3			4	1	2	0	0	0	3																		
Warren Cromartie, L OBP: 0.414, SLG: 0.667 (1, 9)		0-0 1B 1-2		0-0 F9 2-3		0-0 4-3		0-0 4-3		4	0	1	0	0	0	1																		
Brad Mills, L OBP: 0.500, SLG: 0.500 (1, 5)		0-0 F3		0-0 1B 3-H		0-0 FC6-4 1B		0-0 F7		4	0	2	1	0	0	2																		
Chris Speier, R OBP: 0.154, SLG: 0.182 (1, 6)		0-0 F5		0-0 4-3		0-0 FC6-4 1-2		0-0 F7		3	0	0	0	0	0	4																		
Wallace Johnson, S OBP: 0.348, SLG: 0.381 (8, PH)										1	0	0	0	0	0	0																		
Frank Taveras, R OBP: 0.267, SLG: 0.296 (8, 6)										0	0	0	0	0	0	0																		
Ray Burris, R OBP: 0.333, SLG: 0.500 (1, 1)										3	0	1	0	0	1	0																		
Jerry White, S OBP: 0.400, SLG: 1.200 (9, PH)										1	0	0	0	0	1	0																		
Inning Stats	R: 0 E: 0 K: 0 S: 2	H: 0 LOB: 0 BB: 1 P: 6	R: 0 E: 0 K: 0 S: 5	H: 2 LOB: 2 BB: 0 P: 5	R: 0 E: 0 K: 0 S: 4	H: 1 LOB: 1 BB: 0 P: 4	R: 1 E: 0 K: 0 S: 5	H: 2 LOB: 1 BB: 0 P: 5	R: 0 E: 1 K: 0 S: 5	H: 1 LOB: 2 BB: 0 P: 4	R: 0 E: 1 K: 1 S: 7	H: 1 LOB: 3 BB: 1 P: 11	R: 0 E: 0 K: 0 S: 3	H: 0 LOB: 0 BB: 0 P: 3	R: 0 E: 0 K: 2 S: 8	H: 1 LOB: 1 BB: 0 P: 8	1B: 8 2B: 1 3B: 0 HR: 0	SF: 0 SAC: 0 DP: 0 HBP: 0	WP: 0 PB: 0 SB: 1 CS: 1	PA: 39														
PITCHER	IP WLS BF H R ER SO BB IBB HBP BLK WP HR S P ERA WHIP																																	
Craig Swan, R ERA: 4.09 (1, 1)	5.0	22	6	1	1	0	0	1	0	0	0	0	0	0	21	25	1.80	1.400																
Charlie Puleo, R ERA: 7.27 (6, 1)	2.0	W	10	2	0	0	1	0	1	0	0	0	0	0	11	15	0.00	1.000																
Ed Lynch, R ERA: 1.64 (8, 1)	2.0	S	7	1	0	0	2	0	0	0	0	0	0	0	11	11	0.00	0.500																

Batter	1	2	3	4	5	6	7	8	9	AB	R	H	RBI	BB	SO	LOB	BOTTOM																	
Mookie Wilson, S OBP: 0.383, SLG: 0.535 (1, 8)	0-0 E S 1B 1B		0-0 4-3 2B		0-3 K		0-0 SF9			3	1	2	1	0	1	1	Montreal Expos @ New York Mets Shea Stadium, Flushing, NY Sat Apr 17 1982, 6:05 PM EST Att: 16,529 - Unknown																	
Bob Bailor, R OBP: 0.375, SLG: 0.435 (1, 4)	0-0 PB S 1-H 1B		0-0 4-3 2-3		0-0 1-2 1B		0-0 FC4-6 1-2			4	0	2	1	0	0	2																		
George Foster, R OBP: 0.348, SLG: 0.421 (1, 7)	0-3 K 1-3		0-0 5-3		0-0 F8			0-0 4-3		4	0	0	0	0	1	4																		
Dave Kingman, R OBP: 0.311, SLG: 0.385 (1, 3)	0-3 K			0-0 F2		0-3 K		0-0 E5		4	0	0	0	0	2	1																		
Ellis Valentine, R OBP: 0.261, SLG: 0.261 (1, 9)	0-0 F9			0-0 1-3		0-0 F9		0-0 E8 1-3 1B		4	0	1	0	0	0	1																		
John Stearns, R OBP: 0.342, SLG: 0.471 (1, 2)		0-0 F7		0-0 1B		0-0 CS 1B		4-0 IBB		3	0	2	0	1	0	0																		
Hubie Brooks, R OBP: 0.357, SLG: 0.303 (1, 5)		0-0 L4		0-0 F7		0-0 CS 1-2	0-0 E7 FC1-5 1B	0-3 K		4	0	1	0	0	1	4																		
Tom Verzyer, R OBP: 0.250, SLG: 0.250 (1, 6)			0-3 K		0-0 P4		0-0 FC1-5 1B SF9	0-0 L3		3	1	0	0	0	1	1																		
Gary Raich, L OBP: 0.125, SLG: 0.250 (8, PH)										1	0	0	0	0	0	3																		
Ron Gardenhire, R OBP: 0.438, SLG: 0.464 (9, 6)										0	0	0	0	0	0	0																		
Craig Swan, R Mike Jorgensen, L Charlie Fuld, R Rusty Staub, L Wally Backman, S Ed Lynch, R										1	0	0	0	0	1	0																		
Inning Stats	R: 1 E: 0 K: 2 S: 9	H: 2 LOB: 1 BB: 0 P: 9	R: 0 E: 0 K: 1 S: 5	H: 0 LOB: 0 BB: 0 P: 5	R: 0 E: 0 K: 1 S: 6	H: 1 LOB: 1 BB: 0 P: 6	R: 0 E: 0 K: 0 S: 4	H: 1 LOB: 1 BB: 0 P: 4	R: 0 E: 0 K: 1 S: 5	H: 1 LOB: 2 BB: 1 P: 10	R: 0 E: 0 K: 1 S: 5	H: 2 LOB: 1 BB: 0 P: 5	R: 1 E: 1 K: 0 S: 5	H: 2 LOB: 3 BB: 0 P: 5	R: 0 E: 2 K: 1 S: 7	H: 1 LOB: 3 BB: 1 P: 11	1B: 8 2B: 1 3B: 0 HR: 0	SF: 1 SAC: 0 DP: 0 HBP: 0	WP: 0 PB: 1 SB: 2 CS: 1	PA: 36														
PITCHER	IP WLS BF H R ER SO BB IBB HBP BLK WP HR S P ERA WHIP																																	
Ray Burris, R ERA: 1.13 (1, 1)	8.0	L	35	9	2	2	7	1	1	0	0	0	0	0	47	55	2.25	1.250																

Batter	1	2	3	4	5	6	7	8	9	AB	R	H	RBI	BB	SO	LOB	TOP									
Tim Raines, S (1, 7) OBP: 0.324, SLG: 0.353										5	1	3	0	0	1	4	Montreal Expos @ New York Mets Shea Stadium, Flushing, NY Sun Apr 18 1982, 3:33 AM EST Att: 27,159 - Unknown									
Rodney Scott, S (1, 4) OBP: 0.286, SLG: 0.231										4	1	1	0	1	0	4										
Andre Dawson, R (1, 8) OBP: 0.286, SLG: 0.496										5	2	2	3	0	1	2										
Al Oliver, L (1, 3) OBP: 0.353, SLG: 0.483										5	1	1	0	0	1	1										
Gary Carter, R (1, 2) OBP: 0.412, SLG: 0.621										3	2	3	3	2	0	0										
Warren Cromartie, L (1, 9) OBP: 0.382, SLG: 0.561										4	0	0	0	1	2	4										
Tim Wallach, R (1, 5) OBP: 0.250, SLG: 0.231										5	0	2	1	0	1	1										
Chris Speier, R (1, 6) OBP: 0.161, SLG: 0.185										5	0	1	0	0	1	2										
Charlie Lea, R (1, 1) OBP: 1.000, SLG: 1.000										2	0	2	0	1	0	0										
Rowland Office, L (7, PH)										1	0	0	0	0	0	0										
Bob James, R (7, 1)										0	0	0	0	0	0	0										
Bill Lee, L (7, 1)										0	0	0	0	0	0	0										
Jeff Reardon, R (8, 1) OBP: 0.500, SLG: 1.000										1	0	0	0	0	1	0										
Inning Stats	R: 4 E: 0 K: 1 S: 11	H: 6 LOB: 3 BB: 1 P: 15	R: 2 E: 0 K: 0 S: 4	H: 1 LOB: 1 BB: 2 P: 12	R: 0 E: 0 K: 0 S: 3	H: 1 LOB: 1 BB: 0 P: 3	R: 0 E: 0 K: 2 S: 8	H: 1 LOB: 2 BB: 1 P: 12	R: 0 E: 0 K: 1 S: 7	H: 2 LOB: 2 BB: 0 P: 7	R: 1 E: 0 K: 1 S: 7	H: 2 LOB: 1 BB: 1 P: 11	R: 0 E: 0 K: 0 S: 4	H: 1 LOB: 1 BB: 0 P: 4	R: 0 E: 0 K: 1 S: 5	H: 0 LOB: 0 BB: 0 P: 5			R: 0 E: 0 K: 2 S: 7	H: 0 LOB: 0 BB: 0 P: 7	1B: 12 2B: 1 3B: 0 HR: 2	SF: 0 SAC: 0 DP: 0 HBP: 0	WP: 0 PB: 0 SB: 3 CS: 1	PA: 45		
PITCHER	IP	WLS	BF	H	R	ER	SO	BB	IBB	HBP	BLK	WP	HR	S	P	ERA		WHIP								
Randy Jones, L (1, 1) ERA: 3.86	0.2	L	9	6	4	4	0	1	0	0	0	0	1	8	12	54.00	10.500									
Jesse Orosco, L (1, 1) ERA: 3.39	4.1		20	5	2	2	4	3	0	0	0	0	1	25	37	4.15	1.846									
Charlie Puleo, R (6, 1) ERA: 6.75	2.0		10	3	1	1	1	0	1	0	0	0	0	11	15	4.50	1.500									
Neil Allen, R (8, 1) ERA: 1.13	2.0		6	1	0	0	3	0	0	0	0	0	0	12	12	0.00	0.500									

Batter	1	2	3	4	5	6	7	8	9	AB	R	H	RBI	BB	SO	LOB	BOTTOM									
Mookie Wilson, S (1, 8) OBP: 0.365, SLG: 0.521										5	1	1	0	0	1	3	Montreal Expos @ New York Mets Shea Stadium, Flushing, NY Sun Apr 18 1982, 3:33 AM EST Att: 27,159 - Unknown									
Bob Bailor, R (1, 4) OBP: 0.357, SLG: 0.407										4	1	1	0	0	0	1										
George Foster, R (1, 7) OBP: 0.340, SLG: 0.476										4	2	1	2	0	1	1										
Dave Kingman, R (1, 3) OBP: 0.327, SLG: 0.535										4	2	2	4	0	1	0										
Ellis Valentine, R (1, 9) OBP: 0.222, SLG: 0.222										4	0	0	0	0	1	0										
John Stearns, R (1, 2) OBP: 0.333, SLG: 0.447										4	0	1	0	0	2	0										
Hubie Brooks, R (1, 5) OBP: 0.348, SLG: 0.297										4	0	1	0	0	1	1										
Tom Veryzer, R (1, 6) OBP: 0.333, SLG: 0.500										2	0	1	0	0	0	1										
Wally Backman, S (7, PH) OBP: 0.300, SLG: 0.400										2	0	0	0	0	1	1										
Randy Jones, R (1, 1) ERA: 6.0										0	0	0	0	0	0	0										
Jesse Orosco, R (1, 1) ERA: 3.39										1	0	0	0	0	1	1										
Mike Jorgensen, L (5, PH) ERA: 10.8										0	0	0	0	0	0	0										
Charlie Puleo, R (6, 1) ERA: 6.75										0	0	0	0	0	0	0										
Rusty Staub, L (7, PH) ERA: 10.8										0	0	0	0	1	0	0										
Neil Allen, R (8, 1) ERA: 1.13										0	0	0	0	0	0	0										
Gary Ragsich, L (9, PH) ERA: 10.8										0	0	0	0	1	0	0										
Ron Gardenhire, R (9, PH) ERA: 1.13										0	0	0	0	0	0	0										
Inning Stats	R: 0 E: 0 K: 1 S: 5	H: 0 LOB: 0 BB: 0 P: 5	R: 0 E: 0 K: 2 S: 7	H: 0 LOB: 0 BB: 0 P: 7	R: 0 E: 0 K: 0 S: 3	H: 1 LOB: 0 BB: 0 P: 3	R: 2 E: 0 K: 1 S: 7	H: 2 LOB: 0 BB: 0 P: 7	R: 0 E: 0 K: 2 S: 8	H: 1 LOB: 1 BB: 0 P: 8	R: 2 E: 0 K: 1 S: 7	H: 2 LOB: 2 BB: 0 P: 7	R: 0 E: 0 K: 1 S: 6	H: 1 LOB: 1 BB: 1 P: 10	R: 0 E: 1 K: 0 S: 5	H: 0 LOB: 0 BB: 0 P: 5	R: 0 E: 0 K: 1 S: 5	H: 0 LOB: 1 BB: 1 P: 9	1B: 3 2B: 2 3B: 0 HR: 3	SF: 0 SAC: 0 DP: 1 HBP: 0	WP: 2 PB: 0 SB: 0 CS: 0	PA: 37				
PITCHER	IP	WLS	BF	H	R	ER	SO	BB	IBB	HBP	BLK	WP	HR	S	P	ERA	WHIP									
Charlie Lea, R (1, 1) ERA: 6.0	6.0	W	23	6	4	4	7	0	0	0	0	1	0	5	9	0.00	3.000									
Bob James, R (7, 1)	0.2		4	1	0	0	1	1	0	0	0	0	1	4	4	13.50	1.500									
Bill Lee, L (7, 1) ERA: 10.8	0.2		4	1	2	1	0	0	0	0	0	0	1	4	4	13.50	1.500									
Jeff Reardon, R (8, 1) ERA: 1.13	1.2	S	6	0	0	0	1	1	0	0	0	0	0	7	11	0.00	0.600									

Batter	1	2	3	4	5	6	7	8	9	AB	R	H	RBI	BB	SO	LOB	TOP										
Bump Wills, S OBP: 0.433, SLG: 0.560 (1, 4)	6-3	FC4-6			K		F9		FC4-6	5	0	0	0	0	1	4											
23 Ryne Sandberg, R OBP: 0.197, SLG: 0.133 (1, 5)	6-3			K	FC6-4			F8		4	0	0	0	0	1	1											
Bill Buckner, L OBP: 0.333, SLG: 0.346 (1, 3)	E6		6-3		F7			F7		4	1	0	0	0	0	1											
Leon Durham, L OBP: 0.304, SLG: 0.412 (1, 9)	1B			CS	1B			F7		4	0	2	0	0	0	0											
Keith Moreland, R OBP: 0.420, SLG: 0.702 (1, 2)	FC6-4		CS	1B	4-6-3			4-3		4	1	3	1	0	0	1											
Steve Henderson, R OBP: 0.285, SLG: 0.304 Dick Tidrow, R (6, 1)	FC6-4			1B	F9			4-3		3	0	0	0	0	1	4											
Bob Molinaro, L OBP: 0.400, SLG: 0.250 (9, PH)	FC6-4				K			4-3		1	0	0	0	0	0	1											
Gary Woods, R OBP: 0.500, SLG: 0.611 (1, 8)					K			1B		4	0	3	1	0	1	1											
Larry Bowa, S OBP: 0.264, SLG: 0.217 (1, 6)	FC4-6			G4-6-3			F8	L4		4	0	0	0	0	0	4											
Doug Bird, R OBP: 0.167, SLG: 0.167 Dan Briggs, L OBP: 0.182, SLG: 0.182 (6, 7)	K						K	FC4-6		2	0	1	0	0	1	1											
Inning Stats	R: 1 E: 1 K: 0 S: 6	H: 2 LOB: 2 BB: 0 P: 6	R: 0 E: 0 K: 1 S: 6	H: 1 LOB: 1 BB: 0 P: 6	R: 0 E: 0 K: 1 S: 5	H: 1 LOB: 0 BB: 0 P: 5	R: 0 E: 0 K: 0 S: 4	H: 2 LOB: 1 BB: 0 P: 4	R: 0 E: 0 K: 1 S: 6	H: 1 LOB: 1 BB: 0 P: 6	R: 0 E: 1 K: 2 S: 8	H: 0 LOB: 1 BB: 0 P: 8	R: 0 E: 0 K: 0 S: 3	H: 0 LOB: 0 BB: 0 P: 3	R: 1 E: 0 K: 0 S: 6	H: 3 LOB: 2 BB: 0 P: 6	1B: 9 2B: 1 3B: 0 HR: 0	SF: 0 SAC: 0 DP: 1 HBP: 0	WP: 0 PB: 0 SB: 0 CS: 1	PA: 38							
PITCHER	IP	WLS	BF	H	R	ER	SO	BB	IBB	HBP	BLK	WP	HR	S	P	ERA	WHIP										
Mike Scott, R ERA: 1.54 Neil Allen, R ERA: 1.04	(1, 1)	8.1	W	34	9	2	1	6	0	0	0	0	0	46	46	1.08	1.080										
(9, 1)	0.2	S	3	1	0	0	0	0	0	0	0	0	0	3	3	0.00	1.500										

Chicago Cubs @ New York Mets
Shea Stadium, Flushing, NY
Tue Apr 20 1982, 6:05 PM EST
Att: 8,226 - Unknown - 59 F

AB	37
R	2
H	10
RBI	2
BB	0
SO	6
LOB	18



Batter	1	2	3	4	5	6	7	8	9	AB	R	H	RBI	BB	SO	LOB	BOTTOM										
Mookie Wilson, S OBP: 0.357, SLG: 0.500 (1, 8)	F8	FC5-4			F7		G4-6-3			4	0	1	1	0	0	1											
Wally Backman, S OBP: 0.333, SLG: 0.417 Tom Verzyer, R OBP: 0.333, SLG: 0.500 (9, 4)	S	FC5-4					6-3			4	0	2	0	0	0	2											
George Foster, R OBP: 0.333, SLG: 0.457 Elis Valentine, R OBP: 0.222, SLG: 0.222 (9, 7)	P5				F8			G5-4-3		4	0	1	0	0	1	2											
Dave Kingman, R OBP: 0.321, SLG: 0.574 Mike Jorgensen, L OBP: 0.429, SLG: 0.200 (9, 3)	K							G5-4-3		4	1	1	1	0	2	2											
Joel Youngblood, R OBP: 0.273, SLG: 0.455 (1, 9)		HR	2-3				HR	L6		4	1	2	1	0	0	0											
John Stearns, R OBP: 0.356, SLG: 0.488 (1, 2)	2-3				1B			CS		3	0	2	0	0	0	0											
Hubie Brooks, R OBP: 0.327, SLG: 0.275 (1, 5)	6-3				L4			4-3		3	0	0	0	0	0	1											
Ron Gardenhire, R OBP: 0.429, SLG: 0.452 (1, 6)	E				F7			4-3		3	1	1	0	0	0	1											
Mike Scott, R OBP: 0.222, SLG: 0.250 Neil Allen, R (9, 1)	E4				K			G4-6-3		2	0	0	0	1	1	1											
Inning Stats	R: 0 E: 0 K: 1 S: 6	H: 1 LOB: 1 BB: 0 P: 6	R: 2 E: 1 K: 0 S: 7	H: 3 LOB: 2 BB: 0 P: 7	R: 0 E: 0 K: 2 S: 7	H: 0 LOB: 0 BB: 0 P: 7	R: 0 E: 0 K: 0 S: 3	H: 1 LOB: 0 BB: 0 P: 3	R: 0 E: 0 K: 1 S: 6	H: 1 LOB: 1 BB: 0 P: 6	R: 1 E: 0 K: 0 S: 5	H: 2 LOB: 1 BB: 1 P: 5	R: 0 E: 0 K: 0 S: 2	H: 0 LOB: 0 BB: 0 P: 6	R: 0 E: 0 K: 0 S: 3	H: 2 LOB: 0 BB: 0 P: 3	1B: 7 2B: 1 3B: 0 HR: 2	SF: 0 SAC: 0 DP: 2 HBP: 0	WP: 0 PB: 0 SB: 1 CS: 1	PA: 33							
PITCHER	IP	WLS	BF	H	R	ER	SO	BB	IBB	HBP	BLK	WP	HR	S	P	ERA	WHIP										
Doug Bird, R ERA: 3.7 Dick Tidrow, R ERA: 3.35	(1, 1)	5.1	L	24	8	3	2	4	0	0	0	0	0	7	11	0.00	1.125										
(6, 1)	2.2		8	2	0	0	0	1	0	0	0	0	0	7	11	0.00	1.125										

Chicago Cubs @ New York Mets
Shea Stadium, Flushing, NY
Tue Apr 20 1982, 6:05 PM EST
Att: 8,226 - Unknown - 59 F

AB	31
R	3
H	10
RBI	3
BB	1
SO	4
LOB	10



Batter	1	2	3	4	5	6	7	8	9	AB	R	H	RBI	BB	SO	LOB	TOP																	
Bump Willis, S (1,4) X	L6		L1-6 23 6-3 1B		1B		1B	BB 1B	F7	4	1	2	0	1	0	0	Chicago Cubs @ New York Mets Shea Stadium, Flushing, NY Wed Apr 21 1982, 6:05 PM EST Att: 8,815 - Unknown - 55 F																	
23 Ryne Sandberg, R (1,5) S	K		6-3		F8		6-3	1B	1B	5	0	1	0	0	1	4																		
Bill Buckner, L (1,3) X	HR		L1-6		1B		BB 1B	1B	1B	5	1	4	3	0	0	1																		
Leon Durham, L (1,9) R	S 1B BB				F8		BB 1B	BB	F3	2	1	1	0	2	0	2																		
Tye Wailer, R (7,8) R	S 1B BB				G4-6-3 1B		BB 1B	BB		1	0	0	0	0	0	2																		
Keith Moreland, R (1,2) X	1B				1B		CS BB	P5		3	0	2	1	1	0	2																		
Dan Briggs, L (1,7) X	P2				G4-6-3		1-2	4-3		4	0	0	0	0	0	4																		
Gary Woods, R (1,8) R			F7		K		1B			4	0	2	0	0	1	1																		
Larry Bowa, S (1,6) X	P4				F9		P4	F7-4		4	0	0	0	0	0	2																		
Dan Larson, R (1,1) R	K				23 F8 1B		F9		K	2	1	1	0	0	1	0																		
Lee Smith, R (6,1) R					1B					1	0	0	0	0	0	0																		
Bill Campbell, R (8,1) R					1B					0	0	0	0	0	0	0																		
Bob Molinaro, L (9, PH) R					1B					1	0	0	0	0	1	0																		
Inning Stats	R: 2 E: 0 K: 1 S: 7	H: 2 LOB: 1 BB: 1 P: 11	R: 0 E: 0 K: 1 S: 5	H: 0 LOB: 0 BB: 0 P: 5	R: 0 E: 0 K: 0 S: 3	H: 1 LOB: 0 BB: 0 P: 3	R: 0 E: 0 K: 1 S: 6	H: 2 LOB: 1 BB: 0 P: 6	R: 1 E: 0 K: 0 S: 6	H: 3 LOB: 2 BB: 0 P: 6	R: 0 E: 0 K: 0 S: 3	H: 1 LOB: 1 BB: 1 P: 7	R: 1 E: 0 K: 0 S: 4	H: 1 LOB: 2 BB: 2 P: 12	R: 0 E: 0 K: 0 S: 3	H: 1 LOB: 0 BB: 0 P: 3	R: 0 E: 0 K: 1 S: 7	H: 2 LOB: 2 BB: 0 P: 7	1B: 12 2B: 2 3B: 0 HR: 1	SF: 0 SAC: 0 DP: 3 HBP: 0	WP: 0 PB: 0 SB: 2 CS: 1	PA: 40												
PITCHER	IP WLS BF H R ER SO BB IBB HBP BLK WP HR S P ERA WHIP																																	
Pat Zachry, R (1,1) ERA: 3.38	6.2	30	10	4	4	3	3	0	0	0	0	0	0	1	33	45	5.40	1.950																
Jesse Orosco, L (7,1) ERA: 3.24	0.1	2	0	0	0	0	1	0	0	0	0	0	0	0	1	5	0.00	3.000																
Craig Swan, R (8,1) ERA: 3.75	1.0	W	3	1	0	0	0	0	0	0	0	0	0	0	3	3	0.00	1.000																
Neil Allen, R (9,1) ERA: 0.93	1.0	S	5	2	0	0	1	0	0	0	0	0	0	0	7	7	0.00	2.000																

Chicago Cubs @ New York Mets
 Shea Stadium, Flushing, NY
 Wed Apr 21 1982, 6:05 PM EST
 Att: 8,815 - Unknown - 55 F

AB 36
 R 4
 H 13
 RBI 4
 BB 4
 SO 4
 LOB 18



Batter	1	2	3	4	5	6	7	8	9	AB	R	H	RBI	BB	SO	LOB	BOTTOM																	
Mookie Wilson, S (1,8) X	1-3		F7		F8			FC6-4 1B		4	0	1	0	0	0	2	Chicago Cubs @ New York Mets Shea Stadium, Flushing, NY Wed Apr 21 1982, 6:05 PM EST Att: 8,815 - Unknown - 55 F																	
Wally Backman, S (1,4) X	6-3			1-3	K2-3		FC6-4 1B	BB		4	1	0	0	0	1	2																		
George Foster, R (1,7) X							F9	1B 1B		3	2	1	0	1	0	0																		
Ellis Valentine, R (9,7) R	F8			2B E 1B			F9	1B E BB		0	0	0	0	0	0	0																		
Dave Kingman, R (1,3) X				E7 1B			K	E 1B		4	2	3	1	0	1	0																		
Neil Allen, R (9,1) R				1B	1B 2B		K	E 1B PB		0	0	0	0	0	0	0																		
Joel Youngblood, R (1,9) X				F8			K	PB E 1B		4	1	2	0	0	1	1																		
Hubie Brooks, R (1,5) X	G5-4-3							1B E 1B		4	1	2	2	0	0	3																		
Ron Hodges, L (1,2) R				SH2-4 BB			K	1B		3	0	1	2	1	2	2																		
Ron Gardenhire, R (1,6) X								1B		1	0	0	0	1	1	1																		
Rusty Staub, L (7, PH) R								F8		1	0	0	0	0	0	1																		
Tom Verzyr, R (8,6) R								F8		1	0	0	0	0	0	1																		
Pat Zachry, R (1,1) ERA: 6.0								G3		0	0	0	0	0	0	0																		
Jesse Orosco, L (7,1) ERA: 2.08										0	0	0	0	0	0	0																		
Gary Rajach, L (7, PH) R										1	0	0	0	0	0	1																		
Craig Swan, R (8,1) ERA: 2.08										0	0	0	0	0	0	0																		
Mike Jorgensen, L (8, PH) R										1	0	0	0	0	0	1																		
Inning Stats	R: 0 E: 0 K: 0 S: 3	H: 0 LOB: 0 BB: 0 P: 3	R: 0 E: 0 K: 0 S: 3	H: 2 LOB: 0 BB: 0 P: 3	R: 0 E: 0 K: 1 S: 5	H: 0 LOB: 1 BB: 1 P: 9	R: 2 E: 0 K: 1 S: 8	H: 3 LOB: 1 BB: 0 P: 8	R: 0 E: 0 K: 1 S: 5	H: 0 LOB: 1 BB: 1 P: 9	R: 0 E: 0 K: 2 S: 7	H: 0 LOB: 0 BB: 0 P: 7	R: 0 E: 0 K: 1 S: 6	H: 1 LOB: 1 BB: 0 P: 6	R: 5 E: 1 K: 0 S: 8	H: 4 LOB: 1 BB: 1 P: 12	R: 0 E: 0 K: 0 S: 3	H: 0 LOB: 0 BB: 0 P: 3	1B: 9 2B: 1 3B: 0 HR: 0	SF: 0 SAC: 2 DP: 1 HBP: 0	WP: 0 PB: 1 SB: 1 CS: 0	PA: 36												
PITCHER	IP WLS BF H R ER SO BB IBB HBP BLK WP HR S P ERA WHIP																																	
Dan Larson, R (1,1) ERA: 6.0	5.0	20	5	2	1	3	2	0	0	0	0	0	0	0	24	32	1.80	1.400																
Lee Smith, R (6,1) ERA: 2.08	2.1	10	2	2	2	3	1	0	0	0	0	0	0	15	19	7.71	1.286																	
Bill Campbell, R (8,1) ERA: 3.12	0.2	L	6	3	3	1	0	0	0	0	0	0	0	6	6	13.50	4.500																	

Chicago Cubs @ New York Mets
 Shea Stadium, Flushing, NY
 Wed Apr 21 1982, 6:05 PM EST
 Att: 8,815 - Unknown - 55 F

AB 31
 R 7
 H 10
 RBI 5
 BB 3
 SO 6
 LOB 15



Batter	1	2	3	4	5	6	7	8	9	AB	R	H	RBI	BB	SO	LOB	TOP					
Mookie Wilson, S OBP: 0.354, SLG: 0.508 (1, 8)	0-0 4-3		0-0 6-3		0-0 F9		0-0 BB 1B		0-0 3B	5	0	2	1	0	0	0	New York Mets @ Montreal Expos Olympic Stadium, Montreal, QB Fri Apr 23 1982, 3:33 AM EST Att: 15,470 - Unknown					
Wally Backman, S OBP: 0.303, SLG: 0.406 Jesse Orosco, R Neil Allen, R (1, 4) (9, 1) (9, 1)	0-0 G3		0-0 F7		0-0 SF8 3B		4-0 BB		0-0 6-3	4	1	1	0	1	0	2						
George Foster, R OBP: 0.317, SLG: 0.415 (1, 7)	0-0 5-3		0-0 F5		0-0 SF8 3H 0-3		0-3 BB		0-0 F8	4	0	0	1	0	1	5						
Dave Kingman, R Tom Verzyer, R OBP: 0.361, SLG: 0.655 OBP: 0.296, SLG: 0.429 (1, 3) (9, 6)		0-0 5-3 1B		0-0 HR		0-3 K		0-3 K		4	2	2	1	0	2	3						
Joel Youngblood, R OBP: 0.267, SLG: 0.400 (1, 9)		0-0 5-3		0-0 F8		0-0 F2		0-3 K		4	0	0	0	0	1	1						
John Stearns, R OBP: 0.347, SLG: 0.467 (1, 2)		0-0 FC1-6 2H BB 1B		0-3 K		0-3 K		0-3 K		4	0	1	1	0	3	0						
Hubie Brooks, R OBP: 0.351, SLG: 0.283 (1, 5)		4-0 FC1-6 1-2 BB		1-0 1B HBP		0-0 5-3		0-3 K		2	0	0	0	1	1	0						
Ron Gardenhire, R OBP: 0.425, SLG: 0.429 Rusty Staub, L OBP: 0.500, SLG: 0.333 Bob Bailor, R OBP: 0.357, SLG: 0.407 (1, 6) (9, PH) (9, FR) (9, 4)		0-0 FC1-6 1-2 2-3		0-0 1B		0-0 F7		0-0 SH1-4 3B BB		3	0	1	0	0	0	2						
Randy Jones, R Craig Swan, R Gary Rajach, L Ed Lynch, R Mike Jorgensen, L OBP: 0.375, SLG: 0.567 (1, 1) (6, 1) (7, PH) (7, 1) (9, PH) (9, 3)		0-0 F7		0-3 K		4-0 BB 1B BB		0-0 SH1-4		2	0	0	0	0	1	4						
Inning Stats	R: 0 E: 0 K: 0 S: 3	H: 0 LOB: 0 BB: 0 P: 3	R: 1 E: 0 K: 0 S: 5	H: 2 LOB: 2 BB: 1 P: 9	R: 0 E: 0 K: 0 S: 3	H: 0 LOB: 0 BB: 0 P: 3	R: 1 E: 0 K: 2 S: 9	H: 2 LOB: 2 BB: 0 P: 10	R: 1 E: 0 K: 1 S: 6	H: 1 LOB: 0 BB: 0 P: 6	R: 0 E: 0 K: 1 S: 5	H: 0 LOB: 0 BB: 0 P: 5	R: 0 E: 0 K: 2 S: 8	H: 1 LOB: 3 BB: 2 P: 16	R: 0 E: 0 K: 3 S: 9	H: 0 LOB: 0 BB: 0 P: 9		R: 1 E: 0 K: 0 S: 4	H: 1 LOB: 2 BB: 1 P: 8	1B: 4 2B: 0 3B: 2 HR: 1	SF: 1 SAC: 1 DP: 0 HBP: 1	WP: 0 PB: 0 SB: 0 CS: 0
PITCHER	IP WLS BF H R ER SO BB IBB HBP BLK WP HR S P ERA WHIP	IP WLS BF H R ER SO BB IBB HBP BLK WP HR S P ERA WHIP																				
Bill Gullickson, R ERA: 4.29 Jeff Reardon, R ERA:	(1, 1) (9, 1)	(1, 1) (9, 1)																				

AB	32
R	4
H	7
RBI	4
BB	4
SO	9
LOB	17



Batter	1	2	3	4	5	6	7	8	9	AB	R	H	RBI	BB	SO	LOB	BOTTOM					
Wallace Johnson, S OBP: 0.296, SLG: 0.320 Rodney Scott, S OBP: 0.261, SLG: 0.227 (1, 4) (7, 4)	0-0 4-3		0-0 F7		0-0 1-3		0-0 F8		0-0 1B S 1B	3	0	0	0	0	0	1	New York Mets @ Montreal Expos Olympic Stadium, Montreal, QB Fri Apr 23 1982, 3:33 AM EST Att: 15,470 - Unknown					
Jerry White, S OBP: 0.308, SLG: 0.692 Terry Francona, L (1, 7) (7, 7)	0-0 1-3		0-0 5-3		0-0 2B		0-0 6-3		4-0 1B 1B BB	3	0	1	1	0	0	0						
Andre Dawson, R OBP: 0.354, SLG: 0.465 (1, 8)	0-0 1B			0-0 HR 2B		4-0 BB		0-0 6-3		4	1	3	0	1	0	0						
Al Oliver, L OBP: 0.348, SLG: 0.500 (1, 3)	0-0 4-3			0-0 HR 2B		0-0 F8		0-0 FC5-4 SH2-3 1B		5	1	3	3	0	0	3						
Gary Carter, R OBP: 0.386, SLG: 0.564 (1, 2)		0-0 G1-6-3 1B		0-0 6-3		0-0 F9		0-0 SH2-3		3	0	1	0	0	0	0						
Warren Cromartie, L OBP: 0.378, SLG: 0.590 (1, 9)		0-0 G1-6-3 1-2		0-0 4-1		0-0 HR		4-0 FC5-4 IBB		3	1	1	1	1	0	1						
Tim Wallach, R OBP: 0.278, SLG: 0.303 (1, 5)		4-0 BB		0-0 6-3		0-0 2B		0-0 FC5-4 1-2 2-3		3	0	1	0	1	0	2						
Frank Taveras, R (1, 6)		0-0 5-3			4-0 SH1-4 2B BB		0-0 6-3		0-0 1-3	3	1	0	0	1	0	4						
Bill Gullickson, R Jeff Reardon, R Chris Speier, R OBP: 0.147, SLG: 0.167 (1, 1) (9, 1) (9, 6)			0-0 5-3		0-0 SH1-4		0-0 6-3		0-0 F8	2	0	0	0	0	0	1						
Inning Stats	R: 0 E: 0 K: 0 S: 4	H: 1 LOB: 1 BB: 0 P: 4	R: 0 E: 0 K: 0 S: 3	H: 1 LOB: 1 BB: 1 P: 7	R: 0 E: 0 K: 0 S: 3	H: 0 LOB: 0 BB: 0 P: 3	R: 2 E: 0 K: 0 S: 5	H: 2 LOB: 0 BB: 0 P: 5	R: 1 E: 0 K: 0 S: 4	H: 1 LOB: 2 BB: 2 P: 12	R: 1 E: 0 K: 0 S: 5	H: 2 LOB: 1 BB: 0 P: 5	R: 0 E: 0 K: 0 S: 3	H: 0 LOB: 0 BB: 0 P: 3	R: 0 E: 0 K: 0 S: 4	H: 1 LOB: 2 BB: 1 P: 8		R: 1 E: 0 K: 0 S: 4	H: 3 LOB: 3 BB: 1 P: 8	1B: 6 2B: 3 3B: 0 HR: 2	SF: 0 SAC: 2 DP: 1 HBP: 0	WP: 0 PB: 0 SB: 1 CS: 0
PITCHER	IP WLS BF H R ER SO BB IBB HBP BLK WP HR S P ERA WHIP	IP WLS BF H R ER SO BB IBB HBP BLK WP HR S P ERA WHIP																				
Randy Jones, L ERA: 4.76 Craig Swan, R ERA: 3.55 Ed Lynch, R ERA: 1.38 Jesse Orosco, L ERA: 4.15 Neil Allen, R ERA: 0.93	(1, 1) (6, 1) (7, 1) (9, 1) (9, 1)	(1, 1) (6, 1) (7, 1) (9, 1) (9, 1)																				

AB	33
R	5
H	11
RBI	5
BB	5
SO	0
LOB	12



Batter	1	2	3	4	5	6	7	8	9	AB	R	H	RBI	BB	SO	LOB	TOP				
Mookie Wilson, S OBP: 0.362, SLG: 0.508 (1, 8)										4	0	2	0	0	0	1	<p>New York Mets @ Montreal Expos Olympic Stadium, Montreal, QB Sat Apr 24 1982, 3:33 AM EST Att: 30,559 - Unknown</p> <p>livebaseballscorecards.com</p> <p>WP: 0 PA: 36 R: 1 H: 8 RBI: 1 BB: 3 SO: 4 LOB: 16</p>				
Wally Backman, S OBP: 0.324, SLG: 0.400 Tom Verzyer, R OBP: 0.286, SLG: 0.429 (1, 4) (8, 4)										3	0	1	0	1	1	1					
Rusty Staub, L OBP: 0.417, SLG: 0.222 Mike Jorgensen, L OBP: 0.375, SLG: 0.167 (1, 3) (9, 3)										3	0	0	0	1	0	2					
George Foster, R OBP: 0.313, SLG: 0.404 Ellis Valentine, R OBP: 0.222, SLG: 0.222 (1, 7) (9, 7)										4	0	1	0	0	0	1					
Gary Rajsich, L OBP: 0.286, SLG: 0.333 Joel Youngblood, R OBP: 0.258, SLG: 0.387 (1, 9) (7, 9)										3	1	1	0	0	1	2					
John Stearns, R OBP: 0.358, SLG: 0.490 (1, 2)										4	0	2	1	0	0	1					
Hubie Brooks, R OBP: 0.344, SLG: 0.265 (1, 5)										3	0	0	0	1	0	2					
Ron Gardenhire, R OBP: 0.409, SLG: 0.410 (1, 6)										4	0	1	0	0	0	4					
Charlie Puleo, R Pete Falcone, L Neil Allen, R (1, 1) (7, 1) (8, 1)										2	0	0	0	0	1	1					
Inning Stats	R: 0 E: 0 K: 0 S: 3	H: 1 LOB: 0 BB: 0 P: 3	R: 0 E: 1 K: 1 S: 5	H: 0 LOB: 0 BB: 0 P: 5	R: 0 E: 0 K: 1 S: 6	H: 1 LOB: 1 BB: 0 P: 6	R: 0 E: 0 K: 0 S: 3	H: 0 LOB: 0 BB: 1 P: 7	R: 0 E: 0 K: 0 S: 2	H: 0 LOB: 0 BB: 0 P: 3	R: 0 E: 0 K: 0 S: 5	H: 1 LOB: 0 BB: 1 P: 6	R: 1 E: 0 K: 2 S: 5	H: 2 LOB: 2 BB: 1 P: 9	R: 0 E: 0 K: 2 S: 8	H: 1 LOB: 1 BB: 0 P: 8		R: 0 E: 0 K: 0 S: 5	H: 2 LOB: 2 BB: 0 P: 5	1B: 6 2B: 2 3B: 0 HR: 0	SF: 0 SAC: 0 DP: 2 HBP: 0
PITCHER	IP WLS BF H R ER SO BB IBB HBP BLK WP HR S P ERA WHIP																				
Ray Burris, R ERA: 1.17 Bill Lee, L ERA: 4.91 (1, 1) (8, 1)	7.0 L 26 5 1 1 2 3 0 0 0 0 0 0 27 39 1.29 1.143																				

Batter	1	2	3	4	5	6	7	8	9	AB	R	H	RBI	BB	SO	LOB	BOTTOM				
Tim Raines, S OBP: 0.289, SLG: 0.310 (1, 7)										5	0	1	0	0	2	3	<p>New York Mets @ Montreal Expos Olympic Stadium, Montreal, QB Sat Apr 24 1982, 3:33 AM EST Att: 30,559 - Unknown</p> <p>livebaseballscorecards.com</p> <p>WP: 0 PA: 39 R: 0 H: 4 RBI: 0 BB: 10 SO: 5 LOB: 27</p>				
Rodney Scott, S OBP: 0.296, SLG: 0.208 Rowland Office, L OBP: 0.333, SLG: 0.667 (1, 4) (9, PH)										2	0	0	0	2	0	2					
Andre Dawson, R OBP: 0.321, SLG: 0.417 (1, 8)										5	0	0	0	0	1	5					
Al Oliver, L OBP: 0.360, SLG: 0.476 (1, 3)										2	0	0	0	2	0	0					
Gary Carter, R OBP: 0.417, SLG: 0.561 (1, 2)										2	0	1	0	2	0	1					
Warren Cromartie, L OBP: 0.388, SLG: 0.561 (1, 9)										2	0	0	0	2	1	2					
Tim Wallach, R OBP: 0.282, SLG: 0.306 Jerry White, S OBP: 0.286, SLG: 0.643 Frank Taveras, R (1, 5) (8, PH) (9, 6)										3	0	1	0	0	0	3					
Chris Speier, R OBP: 0.162, SLG: 0.212 Brad Mills, L OBP: 0.250, SLG: 0.250 (1, 6) (8, PH) (9, 5)										3	0	1	0	0	0	2					
Ray Burris, R OBP: 0.250, SLG: 0.375 Wallace Johnson, S OBP: 0.321, SLG: 0.320 Bill Lee, L Terry Francona, L (1, 1) (7, PH) (8, 1) (9, PH)										2	0	0	0	0	0	2					
Inning Stats	R: 0 E: 0 K: 0 S: 2	H: 0 LOB: 2 BB: 1 P: 6	R: 0 E: 0 K: 0 S: 3	H: 0 LOB: 2 BB: 2 P: 11	R: 0 E: 0 K: 1 S: 5	H: 0 LOB: 0 BB: 0 P: 5	R: 0 E: 0 K: 1 S: 6	H: 1 LOB: 1 BB: 0 P: 6	R: 0 E: 0 K: 1 S: 7	H: 2 LOB: 3 BB: 1 P: 11	R: 0 E: 0 K: 0 S: 3	H: 0 LOB: 1 BB: 1 P: 7	R: 0 E: 0 K: 0 S: 3	H: 1 LOB: 1 BB: 1 P: 7	R: 0 E: 0 K: 1 S: 5	H: 0 LOB: 3 BB: 3 P: 17		R: 0 E: 0 K: 1 S: 5	H: 0 LOB: 1 BB: 1 P: 9	1B: 3 2B: 2 3B: 0 HR: 0	SF: 0 SAC: 0 DP: 1 HBP: 0
PITCHER	IP WLS BF H R ER SO BB IBB HBP BLK WP HR S P ERA WHIP																				
Charlie Puleo, R ERA: 4.24 Pete Falcone, L ERA: 4.5 Neil Allen, R ERA: 0.79 (1, 1) (7, 1) (8, 1)	6.1 W 27 3 0 0 1 3 0 0 0 0 0 0 5 17 0.00 4.000																				

Batter	1	2	3	4	5	6	7	8	9	AB	R	H	RBI	BB	SO	LOB	TOP		
Mookie Wilson, S OBP: 0.356, SLG: 0.493 (1, 8)	0-0 E6 3-1 4-3 1B	0-0 PO 2-3	0-0 F9			0-0 6-3		0-0 F6		4	1	1	0	0	0	0			
Bob Bailor, R OBP: 0.323, SLG: 0.367 Mike Jorgensen, L OBP: 0.444, SLG: 0.286 (8, PH) (8, 3)	0-0 3-1		0-0 F8			0-0 5-3		0-0 1B		3	0	0	0	0	0	1			
Rusty Staub, L OBP: 0.313, SLG: 0.154 Ed Lynch, R (8, 1)	0-0 4-3		0-0 P5			0-0 F9		0-0 F2		4	0	0	1	0	0	1			
George Foster, R OBP: 0.296, SLG: 0.377 (1, 7)	0-0 5-3			0-0 6-3			0-0 F7		0-3 K	4	0	0	0	0	1	0			
Gary Rajsich, L OBP: 0.333, SLG: 0.333 (1, 9)		0-0 BB SF9 1B		0-3 K			0-3 K		4-0 BB	3	1	1	0	1	2	0			
Hubie Brooks, R OBP: 0.354, SLG: 0.269 (1, 5)		4-0 SF9 BB 1-2 FC1-6-2 BB		0-0 5-3			0-0 1B		0-0 F9	3	0	1	0	1	0	1			
Ron Hodges, L OBP: 0.383, SLG: 0.444 (1, 2)		4-0 PO BB 1-2 2-3 FC1-6-2 BB		0-0 6-3			0-0 1B		0-0 6-3	3	0	1	0	1	0	1			
Ron Gardenhire, R OBP: 0.383, SLG: 0.390 (1, 6)		0-0 SF9		0-0 F7			0-0 L1			2	0	0	1	0	0	2			
Mike Scott, R OBP: 0.200, SLG: 0.222 Craig Swan, R (3, 1) Wally Backman, S OBP: 0.316, SLG: 0.389 (8, PH) (8, 4)	0-0 FC1-5-2 2-3 3-H 1-2 3-H					0-3 K		0-0 3-1		1	0	0	0	0	0	2			
Inning Stats	R: 1 E: 1 K: 0 S: 4	H: 1 LOB: 0 BB: 0 P: 4	R: 1 E: 0 K: 0 S: 3	H: 1 LOB: 1 BB: 2 P: 11	R: 0 E: 0 K: 0 S: 3	H: 0 LOB: 0 BB: 0 P: 3	R: 0 E: 0 K: 1 S: 5	H: 0 LOB: 0 BB: 0 P: 5	R: 0 E: 0 K: 1 S: 7	H: 2 LOB: 2 BB: 0 P: 7	R: 0 E: 0 K: 0 S: 4	H: 1 LOB: 1 BB: 1 P: 4	R: 0 E: 0 K: 1 S: 5	H: 0 LOB: 1 BB: 1 P: 9	1B: 5 2B: 0 3B: 0 HR: 0	SF: 1 SAC: 0 DP: 0 HBP: 0	WP: 0 PB: 0 SB: 0 CS: 0	PA: 35	
PITCHER	IP WLS BF H R ER SO BB IBB HBP BLK WP HR S P ERA WHIP	IP WLS BF H R ER SO BB IBB HBP BLK WP HR S P ERA WHIP	IP WLS BF H R ER SO BB IBB HBP BLK WP HR S P ERA WHIP	IP WLS BF H R ER SO BB IBB HBP BLK WP HR S P ERA WHIP	IP WLS BF H R ER SO BB IBB HBP BLK WP HR S P ERA WHIP	IP WLS BF H R ER SO BB IBB HBP BLK WP HR S P ERA WHIP	IP WLS BF H R ER SO BB IBB HBP BLK WP HR S P ERA WHIP	IP WLS BF H R ER SO BB IBB HBP BLK WP HR S P ERA WHIP	IP WLS BF H R ER SO BB IBB HBP BLK WP HR S P ERA WHIP	IP WLS BF H R ER SO BB IBB HBP BLK WP HR S P ERA WHIP	IP WLS BF H R ER SO BB IBB HBP BLK WP HR S P ERA WHIP	IP WLS BF H R ER SO BB IBB HBP BLK WP HR S P ERA WHIP	IP WLS BF H R ER SO BB IBB HBP BLK WP HR S P ERA WHIP	IP WLS BF H R ER SO BB IBB HBP BLK WP HR S P ERA WHIP	IP WLS BF H R ER SO BB IBB HBP BLK WP HR S P ERA WHIP	IP WLS BF H R ER SO BB IBB HBP BLK WP HR S P ERA WHIP	IP WLS BF H R ER SO BB IBB HBP BLK WP HR S P ERA WHIP	IP WLS BF H R ER SO BB IBB HBP BLK WP HR S P ERA WHIP	IP WLS BF H R ER SO BB IBB HBP BLK WP HR S P ERA WHIP

New York Mets @ Montreal Expos
Olympic Stadium, Montreal, QB
Sun Apr 25 1982, 3:33 AM EDT
Att: 34,781 - Unknown

AB 30
R 2
H 5
RBI 2
BB 3
SO 4
LOB 8



Batter	1	2	3	4	5	6	7	8	9	AB	R	H	RBI	BB	SO	LOB	BOTTOM			
Tim Raines, S OBP: 0.327, SLG: 0.378 Mike Phillips, L (8, 4)	0-0 4-3 1B 2B	0-0 F7		4-0 S 1B BB		0-0 2B		0-0 F7		3	2	2	0	1	0	1				
Wallace Johnson, S OBP: 0.313, SLG: 0.310 Jeff Reardon, R OBP: 0.500, SLG: 1.000 (8, 1)	0-0 4-3	0-0 FC6-4 1B		0-0 F7		0-0 6-3				4	0	1	1	0	0	3				
Andre Dawson, R OBP: 0.351, SLG: 0.442 (1, 8)	0-0 S SF7 1B	0-0 FC6-4 1-2		0-0 CS 1B			0-0 CS 1B			4	1	3	2	0	0	1				
Al Oliver, L OBP: 0.370, SLG: 0.489 (1, 3)	4-0 BB 1-2 BB		0-0 1B 2B	0-0 4-3			0-0 1-4-3			3	1	1	0	1	0	2				
Gary Carter, R OBP: 0.404, SLG: 0.545 (1, 2)	0-0 SF7		0-3 K		0-0 5-3		0-0 1B			3	0	1	1	0	1	1				
Warren Cromartie, L OBP: 0.396, SLG: 0.535 (1, 9)	4-0 FC6-4 BB		4-0 1B BB		0-0 F8		0-0 F7			2	0	0	0	2	0	1				
Tim Wallach, R OBP: 0.279, SLG: 0.300 (1, 5)	0-0 FC6-4 1-2		0-0 F7		0-3 K			0-0 1B		4	0	1	0	0	1	4				
Chris Speier, R OBP: 0.195, SLG: 0.243 (1, 6)		0-0 SH1-4 1B		0-0 1-2 2H 1B		0-0 6-3		0-0 P5		4	1	2	1	0	0	1				
Scott Sanderson, R OBP: 0.333, SLG: 0.200 Terry Francona, L (8, 7)	0-0 SH1-4		0-3 K		0-3 K		0-3 K			2	0	0	0	0	2	2				
Inning Stats	R: 2 E: 0 K: 0 S: 5	H: 2 LOB: 2 BB: 2 P: 13	R: 1 E: 0 K: 0 S: 5	H: 2 LOB: 1 BB: 0 P: 5	R: 1 E: 0 K: 2 S: 9	H: 2 LOB: 2 BB: 1 P: 13	R: 1 E: 0 K: 0 S: 3	H: 1 LOB: 0 BB: 1 P: 7	R: 0 E: 0 K: 1 S: 5	H: 0 LOB: 0 BB: 0 P: 5	R: 0 E: 0 K: 1 S: 6	H: 1 LOB: 1 BB: 0 P: 6	R: 0 E: 0 K: 0 S: 4	H: 2 LOB: 1 BB: 0 P: 4	R: 0 E: 0 K: 1 S: 6	H: 1 LOB: 1 BB: 0 P: 6	1B: 8 2B: 3 3B: 0 HR: 0	SF: 1 SAC: 1 DP: 0 HBP: 0	WP: 0 PB: 0 SB: 3 CS: 2	PA: 37
PITCHER	IP WLS BF H R ER SO BB IBB HBP BLK WP HR S P ERA WHIP	IP WLS BF H R ER SO BB IBB HBP BLK WP HR S P ERA WHIP	IP WLS BF H R ER SO BB IBB HBP BLK WP HR S P ERA WHIP	IP WLS BF H R ER SO BB IBB HBP BLK WP HR S P ERA WHIP	IP WLS BF H R ER SO BB IBB HBP BLK WP HR S P ERA WHIP	IP WLS BF H R ER SO BB IBB HBP BLK WP HR S P ERA WHIP	IP WLS BF H R ER SO BB IBB HBP BLK WP HR S P ERA WHIP	IP WLS BF H R ER SO BB IBB HBP BLK WP HR S P ERA WHIP	IP WLS BF H R ER SO BB IBB HBP BLK WP HR S P ERA WHIP	IP WLS BF H R ER SO BB IBB HBP BLK WP HR S P ERA WHIP	IP WLS BF H R ER SO BB IBB HBP BLK WP HR S P ERA WHIP	IP WLS BF H R ER SO BB IBB HBP BLK WP HR S P ERA WHIP	IP WLS BF H R ER SO BB IBB HBP BLK WP HR S P ERA WHIP	IP WLS BF H R ER SO BB IBB HBP BLK WP HR S P ERA WHIP	IP WLS BF H R ER SO BB IBB HBP BLK WP HR S P ERA WHIP	IP WLS BF H R ER SO BB IBB HBP BLK WP HR S P ERA WHIP	IP WLS BF H R ER SO BB IBB HBP BLK WP HR S P ERA WHIP	IP WLS BF H R ER SO BB IBB HBP BLK WP HR S P ERA WHIP	IP WLS BF H R ER SO BB IBB HBP BLK WP HR S P ERA WHIP	

New York Mets @ Montreal Expos
Olympic Stadium, Montreal, QB
Sun Apr 25 1982, 3:33 AM EDT
Att: 34,781 - Unknown

AB 31
R 5
H 11
RBI 5
BB 4
SO 5
LOB 18



Batter	1	2	3	4	5	6	7	8	9	AB	R	H	RBI	BB	SO	LOB	TOP			
Mookie Wilson, S OBP: 0.351, SLG: 0.479	0-3 K		0-0 1B	0-0 5-3			0-0 4-3			4	0	1	0	0	1	0	New York Mets @ San Diego Padres Jack Murphy Stadium, San Diego, CA Tue Apr 27 1982, 10:05 PM EDT Att: 20,414 - Unknown			
Bob Bailor, R OBP: 0.314, SLG: 0.353	0-0 1-3		0-0 1B		0-0 P5		0-0 5-3			4	0	1	1	0	0	0				
George Foster, R OBP: 0.280, SLG: 0.354	0-0 5-3		0-0 FC6-4		0-0 F2			0-3 K		4	0	0	0	0	1	2				
Tom Venyer, R OBP: 0.286, SLG: 0.429			0-0 FC6-4						0-0 K	0	0	0	0	0	0	0				
Dave Kingman, R OBP: 0.354, SLG: 0.678		0-3 K		0-0 HR				0-0 F2		4	1	1	1	0	2	0				
Ellis Valentine, R OBP: 0.258, SLG: 0.258		0-0 5-3		0-0 1B				0-0 1-3		4	1	2	0	0	0	0				
John Stearns, R OBP: 0.351, SLG: 0.472		0-0 CS		0-3 K				0-0 1-3		4	0	1	0	0	1	2				
Hubie Brooks, R OBP: 0.348, SLG: 0.268		0-0 CS		0-3 K				0-3 K		4	1	1	0	0	2	1				
Ron Gardenhire, R OBP: 0.388, SLG: 0.395			0-3 K		0-0 2B			0-0 F7		2	1	1	0	0	1	0				
Wally Backman, S OBP: 0.325, SLG: 0.395			0-3 K		0-0 2B			0-0 1B		2	0	1	0	0	0	1				
Pat Zachry, R Ed Lynch, R Joel Youngblood, R Jesse Orosco, L Ron Hodges, L Pete Falcone, L Rusty Staub, L			0-0 E6		0-0 2B			0-3 K		0	0	0	0	0	0	0				
			0-0 1B		0-0 2B			0-0 G3		1	1	0	0	0	0	0				
			0-0 1B		0-0 2B			0-0 G3		1	0	0	0	0	0	1				
Inning Stats	R: 0 E: 0 K: 1 S: 5	H: 0 LOB: 0 BB: 0 P: 5	R: 0 E: 0 K: 1 S: 5	H: 1 LOB: 1 BB: 0 P: 5	R: 1 E: 1 K: 2 S: 10	H: 2 LOB: 2 BB: 0 P: 10	R: 4 E: 0 K: 1 S: 9	H: 5 LOB: 0 BB: 0 P: 9	R: 0 E: 0 K: 1 S: 5	H: 0 LOB: 0 BB: 0 P: 5	R: 0 E: 0 K: 1 S: 5	H: 0 LOB: 0 BB: 0 P: 5	R: 0 E: 0 K: 1 S: 5	H: 0 LOB: 0 BB: 0 P: 5	R: 0 E: 0 K: 0 S: 4	H: 1 LOB: 1 BB: 0 P: 4	1B: 8 2B: 1 3B: 0 HR: 1	SF: 0 SAC: 0 DP: 0 HBP: 0	WP: 0 PB: 0 SB: 0 CS: 1	PA: 37
PITCHER	IP WLS BF H R ER SO BB IBB HBP BLK WP HR S P ERA WHIP																			
John Curtis, L ERA: 5.0	(1, 1) 4.0 19 8 5 4 5 0 0 0 0 0 1 29 29 9.00 2.000																			
Eric Show, R ERA:	(5, 1) 5.0 W 17 2 0 0 4 0 0 0 0 0 0 0 25 25 0.00 0.400																			

AB	36
R	5
H	10
RBI	5
BB	0
SO	9
LOB	7



Batter	1	2	3	4	5	6	7	8	9	AB	R	H	RBI	BB	SO	LOB	BOTTOM			
Gene Richards, L OBP: 0.297, SLG: 0.339	0-0 F2			0-3 K						4	0	0	0	0	1	2	New York Mets @ San Diego Padres Jack Murphy Stadium, San Diego, CA Tue Apr 27 1982, 10:05 PM EDT Att: 20,414 - Unknown			
Dave Edwards, R OBP: 0.286, SLG: 0.429		0-0 F8								0	0	0	0	0	0	0				
Juan Bonilla, R OBP: 0.373, SLG: 0.443	0-3 K		0-0 G3							4	0	1	1	0	1	1				
Garry Templeton, S OBP: 0.232, SLG: 0.242	0-0 4-3		0-0 P4		0-0 E6					4	1	0	0	0	0	1				
Ruppert Jones, L OBP: 0.448, SLG: 0.561		0-0 1B		0-0 4-3						4	2	3	0	0	0	0				
Sixto Lezcano, R OBP: 0.412, SLG: 0.625		0-0 1B		0-3 K						4	1	2	2	0	2	1				
Terry Kennedy, L OBP: 0.259, SLG: 0.333		0-0 3B		0-0 F2						4	1	1	1	0	1	1				
Luis Salazar, R OBP: 0.286, SLG: 0.322		0-0 1B		0-0 E4						4	2	1	2	0	2	1				
Broderick Perkins, L OBP: 0.405, SLG: 0.375		0-0 SH2-4		0-0 4-3						4	1	1	1	0	1	2				
John Curtis, L OBP: 0.500, SLG: 0.500		0-0 SH2-4		0-0 1B						0	0	0	0	0	0	0				
Kurt Bevacqua, R OBP: 0.286, SLG: 0.167				0-0 1B						1	0	1	1	0	0	0				
Eric Show, R ERA:	(5, 1) 5.0 W 17 2 0 0 4 0 0 0 0 0 0 0 25 25 0.00 0.400																			
Inning Stats	R: 0 E: 0 K: 1 S: 5	H: 0 LOB: 0 BB: 0 P: 5	R: 5 E: 0 K: 0 S: 9	H: 6 LOB: 1 BB: 0 P: 9	R: 0 E: 0 K: 1 S: 5	H: 0 LOB: 0 BB: 0 P: 5	R: 1 E: 1 K: 1 S: 7	H: 1 LOB: 1 BB: 0 P: 7	R: 2 E: 1 K: 2 S: 10	H: 2 LOB: 1 BB: 0 P: 10	R: 0 E: 0 K: 1 S: 5	H: 0 LOB: 0 BB: 0 P: 5	R: 0 E: 0 K: 2 S: 7	H: 0 LOB: 0 BB: 0 P: 7	R: 0 E: 0 K: 2 S: 7	H: 0 LOB: 0 BB: 0 P: 7	1B: 7 2B: 2 3B: 1 HR: 0	SF: 0 SAC: 1 DP: 0 HBP: 0	WP: 0 PB: 0 SB: 0 CS: 1	PA: 35
PITCHER	IP WLS BF H R ER SO BB IBB HBP BLK WP HR S P ERA WHIP																			
Pat Zachry, R ERA: 5.24	(1, 1) 1.0 8 5 5 1 0 0 0 0 0 0 0 9 9 0.00 0.500																			
Ed Lynch, R ERA: 1.13	(2, 1) 2.0 7 1 0 0 1 0 0 0 0 0 0 9 9 0.00 0.500																			
Jesse Orosco, L ERA: 3.86	(4, 1) 3.0 L 14 3 3 1 4 0 0 0 0 0 0 22 22 3.00 1.000																			
Pete Falcone, L ERA: 3.86	(7, 1) 2.0 6 1 0 0 3 0 0 0 0 0 0 12 12 0.00 0.500																			


AB	34
R	8
H	10
RBI	8
BB	0
SO	9
LOB	9



Batter	1	2	3	4	5	6	7	8	9	10	11	12	13	14	15	AB	R	H	RBI	BB	SO	LOB	TOP									
Mookie Wilson, S OBP: 0.333, SLG: 0.475 (1, 8)	4-3		F7		FC3-6 3B		6-3			1-3		5-3					7	2	1	1	0	0	1									
Wally Backman, S OBP: 0.333, SLG: 0.442 Bob Batter, R OBP: 0.287, SLG: 0.343 (1, 4) (11, 4)	1-3		6-3									1-3					5	0	2	1	0	0	0									
Dave Kingman, R OBP: 0.343, SLG: 0.835 Mike Jorgensen, L OBP: 0.364, SLG: 0.222 (1, 3) (10, PR) (10, 3)	1-3				6-3												4	0	0	0	0	2	1									
Gary Reisch, L OBP: 0.320, SLG: 0.316 Joel Youngblood, R OBP: 0.281, SLG: 0.438 (1, 7) (15, 7)					F8												7	0	2	0	0	1	2									
Ellis Valentine, R OBP: 0.270, SLG: 0.278 (1, 9)																	5	1	1	0	1	0	4									
John Stearns, R OBP: 0.333, SLG: 0.492 (1, 2)																	6	1	1	1	0	1	3									
Hubie Brooks, R OBP: 0.347, SLG: 0.274 (1, 5)																	6	0	2	1	0	2	0									
Ron Gardenhire, R OBP: 0.400, SLG: 0.408 (1, 6)																	6	1	3	0	0	1	2									
Randy Jones, R OBP: 0.300, SLG: 0.300 Rick Sweet, S OBP: 0.300, SLG: 0.300 Craig Swan, R OBP: 0.300, SLG: 0.300 Randy Jones, R OBP: 0.300, SLG: 0.300 Neil Allen, R OBP: 0.300, SLG: 0.300 George Foster, R OBP: 0.300, SLG: 0.300 Pete Falcone, L OBP: 0.300, SLG: 0.300 (1, 1) (5, PR) (5, 1) (5, PR) (5, 1) (1, PR) (1, 1) (1, 1)																	1	0	0	0	0	0	0									
Inning Stats	R: 0 E: 0 K: 0 S: 3	H: 1 LOB: 0 BB: 0 P: 3	R: 1 E: 0 K: 0 S: 5	H: 3 LOB: 1 BB: 0 P: 5	R: 0 E: 0 K: 0 S: 3	H: 0 LOB: 0 BB: 0 P: 3	R: 0 E: 0 K: 0 S: 3	H: 0 LOB: 1 BB: 1 P: 7	R: 0 E: 0 K: 0 S: 3	H: 3 LOB: 1 BB: 0 P: 10	R: 2 E: 0 K: 2 S: 10	H: 3 LOB: 1 BB: 0 P: 10	R: 1 E: 0 K: 0 S: 5	H: 2 LOB: 1 BB: 0 P: 5	R: 0 E: 0 K: 0 S: 3	H: 1 LOB: 0 BB: 0 P: 3	R: 0 E: 0 K: 1 S: 5	H: 0 LOB: 0 BB: 0 P: 5	R: 0 E: 0 K: 1 S: 5	H: 1 LOB: 0 BB: 0 P: 5	R: 0 E: 0 K: 1 S: 5	H: 0 LOB: 0 BB: 0 P: 5	R: 0 E: 0 K: 2 S: 7	H: 0 LOB: 0 BB: 0 P: 7	R: 0 E: 0 K: 0 S: 4	H: 1 LOB: 0 BB: 0 P: 4	R: 0 E: 0 K: 0 S: 4	H: 1 LOB: 0 BB: 0 P: 4	1B: 9 2B: 1 3B: 2 HR: 1	SF: 1 SAC: 0 DP: 2 HBP: 1	WP: 0 PB: 0 SB: 0 CS: 0	PA: 58
PITCHER	IP 5.0	WLS 5.0	BF 21	H 6	R 3	ER 3	SO 2	BB 1	IBB 0	HBP 0	BLK 0	WP 0	HR 1	S 24	P 28	ERA 5.40	WHIP 1.400															
John Montefusco, R ERA: 5.33 Danny Boone, L ERA: 4.26 Luis DeLeon, R ERA: 1.93 Floyd Chiffer, R ERA: Gary Lucas, L ERA: 2.76 (1, 1) (6, 1) (8, 1) (10, 1) (12, 1)																																

New York Mets @ San Diego Padres
Jack Murphy Stadium, San Diego, CA
Wed Apr 28 1982, 10:05 PM EDT
Att. 23,315 - Unknown


AB 55
R 5
H 13
RBI 5
BB 10
SO 15





Batter	1	2	3	4	5	6	7	8	9	10	11	12	13	14	15	AB	R	H	RBI	BB	SO	LOB	BOTTOM				
Gene Richards, L OBP: 0.310, SLG: 0.338 (1, 7)	K																6	1	2	0	1	1	1				
Juan Bonilla, R OBP: 0.338, SLG: 0.397 (1, 4)	4-3		E3 HBP		1-3												7	1	0	0	0	1	4				
Gary Templeton, S OBP: 0.250, SLG: 0.280 (1, 6)																	7	2	3	0	0	0	1				
Ruppert Jones, L OBP: 0.425, SLG: 0.525 (1, 8)																	4	0	0	1	1	2	3				
Sixto Lezcano, R OBP: 0.413, SLG: 0.588 (1, 9)																	4	0	0	0	3	0	2				
Terry Kennedy, L OBP: 0.262, SLG: 0.304 (1, 2)																	5	0	0	2	0	2	3				
Luis Salazar, R OBP: 0.239, SLG: 0.288 (1, 5)																	7	0	0	1	0	2	5				
Broderrick Perkins, L OBP: 0.266, SLG: 0.351 (1, 3)																	5	0	1	0	1	0	0				
John Montefusco, R ERA: 5.33 Danny Boone, L ERA: 4.26 Luis DeLeon, R ERA: 1.93 Floyd Chiffer, R ERA: Gary Lucas, L ERA: 2.76 (1, 1) (6, 1) (8, 1) (10, 1) (12, 1)																	2	0	0	0	0	2	3				
Inning Stats	R: 1 E: 1 K: 1 S: 7	H: 1 LOB: 3 BB: 1 P: 12	R: 0 E: 0 K: 1 S: 5	H: 0 LOB: 0 BB: 0 P: 5	R: 2 E: 1 K: 2 S: 9	H: 1 LOB: 3 BB: 2 P: 18	R: 1 E: 1 K: 0 S: 4	H: 1 LOB: 0 BB: 0 P: 4	R: 0 E: 0 K: 0 S: 5	H: 0 LOB: 0 BB: 0 P: 5	R: 0 E: 0 K: 1 S: 5	H: 0 LOB: 0 BB: 0 P: 5	R: 0 E: 0 K: 1 S: 5	H: 0 LOB: 1 BB: 1 P: 7	R: 0 E: 0 K: 1 S: 6	H: 1 LOB: 1 BB: 0 P: 6	R: 0 E: 0 K: 0 S: 5	H: 0 LOB: 0 BB: 0 P: 5	R: 0 E: 0 K: 1 S: 5	H: 0 LOB: 0 BB: 0 P: 5	R: 0 E: 0 K: 0 S: 5	H: 0 LOB: 0 BB: 0 P: 5	1B: 6 2B: 1 3B: 0 HR: 0	SF: 1 SAC: 1 DP: 2 HBP: 2	WP: 1 PB: 0 SB: 1 CS: 2	PA: 62	
PITCHER	IP 4.0	WLS 4.0	BF 22	H 3	R 4	ER 0	SO 4	BB 1	IBB 0	HBP 2	BLK 0	WP 1	HR 0	S 25	P 39	ERA 0.00	WHIP 1.000										
Randy Jones, R ERA: 3.86 Craig Swan, R ERA: 2.57 Neil Allen, R ERA: 0.68 Pete Falcone, L ERA: 2.84 (1, 1) (5, 1) (8, 1) (11, 1)																											

New York Mets @ San Diego Padres
Jack Murphy Stadium, San Diego, CA
Wed Apr 28 1982, 10:05 PM EDT
Att. 23,315 - Unknown

AB 50
R 4
H 6
RBI 4
BB 7
SO 12
LOB 23



Batter	1	2	3	4	5	6	7	8	9	AB	R	H	RBI	BB	SO	LOB	TOP			
Mookie Wilson, S (1, 8) OBP: 0.318, SLG: 0.452	0-3 K		0-0 1-3		0-0 4-3			0-0 F9		4	0	0	0	0	1	1	<p>New York Mets @ San Diego Padres Jack Murphy Stadium, San Diego, CA</p> <p>Thu Apr 29 1982, 6:33 AM EDT Att: 19,691 - Unknown</p> <p>livebaseballscores.com</p> <p>AB 32 R 0 H 5 RBI 0 BB 2 SO 5 LOB 13</p> 			
Bob Bailor, R (1, 4) OBP: 0.293, SLG: 0.359	0-0 F8		0-0 F3			0-0 F8		0-0 2B		4	0	1	0	0	0	0				
Joel Youngblood, R (1, 7) OBP: 0.278, SLG: 0.400	4-0 BB			0-0 F9		0-0 F8		0-3 K		3	0	0	0	1	1	2				
Dave Kingman, R (1, 3) OBP: 0.338, SLG: 0.625 Gary Rajsich, L (3, 3) OBP: 0.321, SLG: 0.320	0-3 K			0-0 1B 1B		0-0 F2		0-0 F2		1	0	0	0	0	1	1				
Ellis Valentine, R (1, 9) OBP: 0.268, SLG: 0.275		0-0 5-3 1B		0-0 F8			0-0 F2		0-0 F7	4	0	1	0	0	0	1				
John Stearns, R (1, 2) OBP: 0.328, SLG: 0.476		0-0 5-3 1-2		0-0 1B			0-0 5-3		0-0 F2	4	0	1	0	0	0	1				
Hubie Brooks, R (1, 5) OBP: 0.342, SLG: 0.273		0-0 G4-6-3 1B		0-0 K			0-0 E4		0-0 L5	4	0	1	0	0	1	2				
Ron Gardenhire, R (1, 6) OBP: 0.379, SLG: 0.385		0-0 G4-6-3 1-2			0-0 5-3			0-0 F8		3	0	0	0	0	0	3				
Charlie Puleo, R (1, 1) Rick Sweet, S (5, PH) OBP: 0.333, SLG: 0.333 Jesse Orosco, R (5, 1) Wally Backman, S (8, PH) Ed Lynch, R (8, 1)			0-0 1-3		0-3 K			4-0 2B BB		1	0	0	0	0	0	0				
										1	0	0	0	0	1	0				
										0	0	0	0	0	0	0				
										0	0	0	0	1	0	0				
										0	0	0	0	0	0	0				
										0	0	0	0	0	0	0				
Inning Stats	R: 0 E: 0 K: 2 S: 7	H: 0 LOB: 1 BB: 1 P: 11	R: 0 E: 0 K: 0 S: 4	H: 2 LOB: 1 BB: 0 P: 4	R: 0 E: 0 K: 0 S: 3	H: 0 LOB: 0 BB: 0 P: 3	R: 0 E: 0 K: 1 S: 7	H: 2 LOB: 2 BB: 0 P: 7	R: 0 E: 0 K: 1 S: 5	H: 0 LOB: 0 BB: 0 P: 5	R: 0 E: 1 K: 0 S: 4	H: 0 LOB: 1 BB: 0 P: 4	R: 0 E: 0 K: 1 S: 6	H: 1 LOB: 2 BB: 1 P: 10	R: 0 E: 0 K: 0 S: 3	H: 0 LOB: 0 BB: 0 P: 3	1B: 4 2B: 1 3B: 0 HR: 0	SF: 0 SAC: 0 DP: 1 HBP: 0	WP: 0 PB: 0 SB: 0 CS: 0	PA: 34
PITCHER Tim Lollar, L (1, 1) ERA: 2.27	IP: 9.0 WLS: W BF: 34 H: 5 R: 0 ER: 0 SO: 5 BB: 2 IBB: 0 HBP: 0 BLK: 0 WP: 0 HR: 0 S: 42 P: 50 ERA: 0.00 WHIP: 0.778															PITCHER	IP: 9.0 WLS: W BF: 34 H: 5 R: 0 ER: 0 SO: 5 BB: 2 IBB: 0 HBP: 0 BLK: 0 WP: 0 HR: 0 S: 42 P: 50 ERA: 0.00 WHIP: 0.778			

Batter	1	2	3	4	5	6	7	8	9	AB	R	H	RBI	BB	SO	LOB	BOTTOM				
Gene Richards, L (1, 7) OBP: 0.307, SLG: 0.333 Dave Edwards, R (8, 7) OBP: 0.286, SLG: 0.429	0-0 1-3			0-0 6-3			0-0 4-3			4	0	1	1	0	0	0	<p>New York Mets @ San Diego Padres Jack Murphy Stadium, San Diego, CA</p> <p>Thu Apr 29 1982, 6:33 AM EDT Att: 19,691 - Unknown</p> <p>livebaseballscores.com</p> <p>AB 30 R 6 H 7 RBI 5 BB 3 SO 1 LOB 6</p> 				
Juan Bonilla, R (1, 4) OBP: 0.333, SLG: 0.389	0-0 5-3	2H 1B			0-0 F9		0-0 1B			4	0	1	0	0	0	1					
Garry Templeton, S (1, 6) OBP: 0.250, SLG: 0.250	4-0 CS BB		0-0 1-3		0-0 E6 BB		0-0 4-3			3	0	0	0	1	0	1					
Ruppert Jones, L (1, 8) OBP: 0.442, SLG: 0.594	0-0 CS	0-0 4-3 1B 2B	0-0 HR		4-0 G6-4-3 BB		0-0 F7			3	2	2	1	1	0	0					
Sixto Lezcano, R (1, 9) OBP: 0.392, SLG: 0.556		0-0 4-3	0-0 1-3		0-0 G6-4-3		0-0 P5			4	0	0	0	0	0	3					
Terry Kennedy, L (1, 2) OBP: 0.282, SLG: 0.300		0-0 1B FC3-6 1B	0-0 F8		0-0 F7		0-0 L3			4	1	1	1	0	0	0					
Luis Salazar, R (1, 5) OBP: 0.243, SLG: 0.290		0-0 1-3 E 1B		0-0 P3		0-0 F9				3	1	1	0	0	0	0					
Broderick Perkins, L (1, 3) OBP: 0.391, SLG: 0.333		4-0 FC3-6 IBB		0-0 F8		0-0 F8				2	0	0	0	1	0	0					
Tim Lollar, L (1, 1) OBP: 0.538, SLG: 1.000		0-0 FC3-6 1B		0-0 HR		0-3 K				3	2	1	2	0	1	1					
										1B: 4 2B: 1 3B: 0 HR: 2								WP: 0 PB: 0 SB: 1 CS: 1	PA: 34		
Inning Stats	R: 0 E: 0 K: 0 S: 2	H: 0 LOB: 0 BB: 1 P: 6	R: 4 E: 1 K: 0 S: 7	H: 4 LOB: 1 BB: 1 P: 11	R: 1 E: 0 K: 0 S: 4	H: 1 LOB: 0 BB: 0 P: 4	R: 1 E: 0 K: 0 S: 4	H: 1 LOB: 1 BB: 0 P: 4	R: 0 E: 0 K: 0 S: 3	H: 0 LOB: 0 BB: 0 P: 3	R: 0 E: 0 K: 1 S: 6	H: 1 LOB: 1 BB: 0 P: 6	R: 0 E: 0 K: 0 S: 3	H: 0 LOB: 0 BB: 0 P: 3	R: 0 E: 0 K: 0 S: 3	H: 0 LOB: 0 BB: 0 P: 3		1B: 4 2B: 1 3B: 0 HR: 2	SF: 0 SAC: 0 DP: 1 HBP: 0	WP: 0 PB: 0 SB: 1 CS: 1	PA: 34
PITCHER Charlie Puleo, R (1, 1) ERA: 5.57 Jesse Orosco, L (5, 1) ERA: 3.07 Ed Lynch, R (8, 1) ERA: 1.06	IP: 4.0 WLS: L BF: 19 H: 6 R: 6 ER: 5 SO: 0 BB: 1 IBB: 0 HBP: 0 BLK: 0 WP: 0 HR: 2 S: 12 P: 25 ERA: 11.25 WHIP: 1.750															PITCHER		IP: 4.0 WLS: L BF: 19 H: 6 R: 6 ER: 5 SO: 0 BB: 1 IBB: 0 HBP: 0 BLK: 0 WP: 0 HR: 2 S: 12 P: 25 ERA: 11.25 WHIP: 1.750			

Batter	1	2	3	4	5	6	7	8	9	AB	R	H	RBI	BB	SO	LOB	TOP			
Bob Bailor, R OBP: 0.288, SLG: 0.333 (1, 4)										3	1	0	0	1	1	0	New York Mets @ San Francisco Giants Candlestick Park, San Francisco, CA Sat May 01 1982, 6:33 AM EDT Att: 6,466 - Unknown			
Mike Jorgensen, L OBP: 0.417, SLG: 0.300 (9, PH)										1	0	1	1	0	0	0				
John Stearns, R OBP: 0.333, SLG: 0.479 (1, 2)										4	1	1	1	0	0	1				
George Foster, R OBP: 0.271, SLG: 0.324 (1, 7)										4	0	1	1	1	1	2				
Dave Kingman, R OBP: 0.338, SLG: 0.630 (1, 3)										5	0	1	0	0	1	5				
Ellis Valentine, R OBP: 0.286, SLG: 0.292 (1, 9)										4	0	2	0	0	0	0				
Joel Youngblood, R OBP: 0.275, SLG: 0.410 (1, 8)										4	0	1	0	0	1	3				
Hubie Brooks, R OBP: 0.349, SLG: 0.292 (1, 5)										4	0	1	0	0	0	3				
Ron Gardenhire, R OBP: 0.375, SLG: 0.368 Jesse Orosco, R OBP: 0.250, SLG: 0.118 (6, 1)										2	0	0	0	1	0	3				
Rusty Staub, L OBP: 0.250, SLG: 0.118 (9, PH)										0	0	0	0	0	0	0				
Pat Zachry, R Wally Backman, S OBP: 0.365, SLG: 0.458 (1, 1)										2	0	0	0	0	1	3				
Wally Backman, S OBP: 0.365, SLG: 0.458 (6, 4)										2	1	1	0	0	0	0				
Inning Stats	R: 2 E: 0 K: 0 S: 4	H: 1 LOB: 0 BB: 1 P: 8	R: 0 E: 0 K: 1 S: 5	H: 0 LOB: 1 BB: 1 P: 9	R: 0 E: 2 K: 1 S: 6	H: 0 LOB: 1 BB: 0 P: 6	R: 0 E: 0 K: 1 S: 7	H: 2 LOB: 2 BB: 0 P: 7	R: 0 E: 0 K: 1 S: 6	H: 1 LOB: 1 BB: 0 P: 6	R: 0 E: 0 K: 0 S: 4	H: 0 LOB: 0 BB: 0 P: 4	R: 0 E: 0 K: 1 S: 5	H: 0 LOB: 0 BB: 0 P: 5	R: 0 E: 0 K: 0 S: 5	H: 2 LOB: 2 BB: 1 P: 9	1B: 6 2B: 3 3B: 0 HR: 0	SF: 0 SAC: 1 DP: 1 HBP: 0	WP: 1 PB: 0 SB: 0 CS: 0	PA: 40
PITCHER	IP WLS BF H R ER SO BB IBB HBP BLK WP HR S P ERA WHIP	IP WLS BF H R ER SO BB IBB HBP BLK WP HR S P ERA WHIP																		
Atee Hammaker, L ERA: 6.0 (1, 1)	5.0 W 22 4 2 2 4 2 0 0 0 0 0 0 0 28 36 3.60 1.200																			
Jim Barr, R ERA: 4.0 (6, 1)	3.1 15 5 1 1 1 0 0 0 0 0 0 0 0 17 17 2.70 1.500																			
Greg Minton, R ERA: 1.32 (9, 1)	0.2 S 3 0 0 0 0 1 0 0 0 0 1 0 0 2 6 0.00 1.500																			

Batter	1	2	3	4	5	6	7	8	9	AB	R	H	RBI	BB	SO	LOB	BOTTOM			
Chili Davis, S OBP: 0.375, SLG: 0.413 (1, 8)										5	0	3	0	0	0	4	New York Mets @ San Francisco Giants Candlestick Park, San Francisco, CA Sat May 01 1982, 6:33 AM EDT Att: 6,466 - Unknown			
Joe Morgan, L OBP: 0.369, SLG: 0.386 (1, 4)										5	0	0	0	0	3	6				
Champ Summers, L OBP: 0.389, SLG: 0.400 (1, 7)										4	0	0	0	1	0	1				
Reggie Smith, S OBP: 0.338, SLG: 0.379 Jose Barrios, R (7, 3)										3	1	1	0	1	1	1				
Darrell Evans, L OBP: 0.369, SLG: 0.414 (1, 5)										2	1	0	0	2	0	2				
Dave Bergman, L OBP: 0.346, SLG: 0.455 (1, 9)										2	2	1	0	2	0	1				
Jeff Ransom, R OBP: 0.282, SLG: 0.206 (1, 2)										4	1	1	1	0	0	4				
Johnnie LeMaster, R OBP: 0.302, SLG: 0.189 (1, 6)										3	1	2	1	1	1	1				
Atee Hammaker, S Duane Kuiper, L OBP: 0.361, SLG: 0.364 Jim Barr, R OBP: 0.500, SLG: 0.500 Greg Minton, S (9, 1)										2	0	0	0	0	1	3				
Inning Stats	R: 0 E: 0 K: 2 S: 7	H: 1 LOB: 1 BB: 1 P: 11	R: 2 E: 1 K: 1 S: 8	H: 2 LOB: 2 BB: 1 P: 12	R: 0 E: 0 K: 0 S: 3	H: 0 LOB: 2 BB: 2 P: 11	R: 1 E: 0 K: 1 S: 6	H: 2 LOB: 0 BB: 0 P: 6	R: 3 E: 0 K: 0 S: 6	H: 3 LOB: 2 BB: 2 P: 14	R: 0 E: 0 K: 1 S: 5	H: 0 LOB: 0 BB: 0 P: 5	R: 0 E: 0 K: 1 S: 5	H: 0 LOB: 1 BB: 1 P: 9	R: 0 E: 0 K: 0 S: 4	H: 2 LOB: 1 BB: 0 P: 4		1B: 9 2B: 2 3B: 0 HR: 0	SF: 0 SAC: 0 DP: 1 HBP: 0	WP: 0 PB: 0 SB: 1 CS: 3
PITCHER	IP WLS BF H R ER SO BB IBB HBP BLK WP HR S P ERA WHIP	IP WLS BF H R ER SO BB IBB HBP BLK WP HR S P ERA WHIP																		
Pat Zachry, R ERA: 5.93 (1, 1)	5.0 L 28 8 6 5 4 5 1 0 0 0 0 0 0 14 18 9.00 2.600																			
Jesse Orosco, L ERA: 2.55 (6, 1)	3.0 11 2 0 0 2 1 0 0 0 1 0 0 0 14 18 0.00 1.000																			

Batter	1	2	3	4	5	6	7	8	9	AB	R	H	RBI	BB	SO	LOB	TOP								
Mookie Wilson, S OBP: 0.306, SLG: 0.426 (1, 8)	G3		FC4-6 1B		FC3-6 1B		FC4-6		FC4	5	0	1	0	0	0	3	New York Mets @ San Francisco Giants Candlestick Park, San Francisco, CA Sun May 02 1982, 6:33 AM EDT Unknown								
Bob Bailor, R Pete Falcone, L Rusty Staub, L George Foster, R Dave Kingman, R Ellis Valentine, R John Stearns, R Ron Gardenhire, R Tom Verzyer, R Gary Rajsch, L Ed Lynch, R Joel Youngblood, R Jesse Orosco, R Wally Backman, S	0-0 1B	0-3 K	0-0 1B	0-0 1B	0-0 1B	0-0 1B	0-0 F8	0-0 5-3	0-0 5-3	4	0	2	0	0	0	2									
0-0 1B	0-3 K	0-0 1-3	0-0 1-3	0-0 F9	0-0 F9	0-0 F9	0-0 G1-5-3 1B	0-0 E6	0-0 E6	4	0	1	0	0	1	4									
0-0 K	0-3 K	0-0 K	0-0 E6	0-0 F3	0-0 F3	0-0 F3	0-0 G1-5-3 1B	0-0 E6	0-0 E6	4	2	0	0	0	1	3									
0-0 K	0-3 K	0-3 K	0-0 G5-4-3 1B	0-0 G5-4-3 1B	0-0 F7	0-0 F7	0-0 G1-5-3	0-0 G1-5-3	0-0 G1-5-3	4	0	1	0	0	1	2									
0-0 K	0-3 K	0-0 K	0-0 G5-4-3	0-0 G5-4-3	0-0 F9	0-0 F9	0-0 2-3F	0-0 2-3F	0-0 2-3F	4	1	1	2	0	1	2									
0-0 6-3	0-0 6-3	0-0 6-3	0-0 1B	0-0 1B	0-0 F3	0-0 F3	0-0 HR	0-0 HR	0-0 5-3	4	0	1	1	0	0	0									
0-0 FC4-6 1B	0-0 FC4-6 1B	0-0 FC4-6 1B	0-0 FC4-6 1B	0-0 FC4-6 1B	0-0 FC4-6 1B	0-0 FC4-6 1B	0-0 FC4-6 1B	0-0 FC4-6 1B	0-0 FC4-6 1B	3	0	3	0	0	0	0									
0-0 K	0-3 K	0-0 K	0-0 L5	0-0 L5	0-0 K	0-0 K	0-0 K	0-0 K	0-0 FC4 1B	1	0	0	0	0	1	1									
0-0 K	0-3 K	0-0 K	0-0 K	0-0 K	0-0 K	0-0 K	0-0 K	0-0 K	0-0 K	1	0	0	0	0	2	2									
0-0 K	0-3 K	0-0 K	0-0 K	0-0 K	0-0 K	0-0 K	0-0 K	0-0 K	0-0 K	2	0	1	0	0	1	1									
Inning Stats	R: 0 E: 0 K: 2 S: 8	H: 1 LOB: 1 BB: 0 P: 8	R: 0 E: 0 K: 2 S: 7	H: 0 LOB: 0 BB: 0 P: 7	R: 0 E: 0 K: 1 S: 7	H: 2 LOB: 2 BB: 0 P: 7	R: 1 E: 1 K: 0 S: 6	H: 3 LOB: 2 BB: 0 P: 6	R: 0 E: 0 K: 1 S: 4	H: 1 LOB: 1 BB: 0 P: 4	R: 0 E: 0 K: 0 S: 3	H: 0 LOB: 0 BB: 0 P: 3	R: 0 E: 0 K: 1 S: 6	H: 1 LOB: 1 BB: 0 P: 6	R: 2 E: 1 K: 0 S: 5	H: 2 LOB: 0 BB: 0 P: 5	R: 0 E: 0 K: 0 S: 4	H: 1 LOB: 1 BB: 0 P: 4	1B: 10 2B: 0 3B: 0 HR: 1	SF: 0 SAC: 0 DP: 2 HBP: 0	WP: 0 PB: 0 SB: 1 CS: 0	PA: 38			
PITCHER	IP	WLS	BF	H	R	ER	SO	BB	IBB	HBP	BLK	WP	HR	S	P	ERA	WHIP								
Al Holland, L Greg Minton, R	(1, 1) (8, 1)	7.0 S	30 8	9 2	2 1	1 0	6 0	0 0	0 0	0 0	0 0	0 0	0 1	42 8	42 8	1.29 0.00	1.286 1.000								

AB	38
R	3
H	11
RBI	3
BB	0
SO	6
LOB	21



Batter	1	2	3	4	5	6	7	8	9	AB	R	H	RBI	BB	SO	LOB	BOTTOM								
Chili Davis, S Duane Kuiper, L Champ Summers, L Jack Clark, R Reggie Smith, S Jose Barrios, R Darrell Evans, L Dave Bergman, L Milt May, L Johnnie LeMaster, R Al Holland, R Greg Minton, S	0-0 HR	4-0 2B 1-2 BB	0-0 F7	0-0 6-3	0-0 6-3	0-0 6-3	0-0 F9	0-0 F9	0-0 F9	3	1	1	1	1	2	0	New York Mets @ San Francisco Giants Candlestick Park, San Francisco, CA Sun May 02 1982, 6:33 AM EDT Unknown								
0-0 F7	0-0 2B	0-0 4-3	0-0 G3	0-0 FC5-4 1B	0-0 FC5-4 1B	0-0 FC5-4 1B	0-0 F9	0-0 F9	0-0 F9	4	0	2	2	0	0	0									
0-0 4-3	0-0 G3	0-0 4-3	0-0 G3	0-0 FC5-4 1B	0-0 FC5-4 1B	0-0 FC5-4 1B	0-0 F9	0-0 F9	0-0 F9	4	0	1	0	0	3	0									
0-0 P6	0-0 P6	0-0 P6	0-0 P6	0-0 K	0-0 K	0-0 K	0-0 K	0-0 K	0-0 K	3	0	1	0	0	1	1									
0-0 K	0-0 K	0-0 K	0-0 K	0-0 K	0-0 K	0-0 K	0-0 K	0-0 K	0-0 K	1	0	0	0	0	1	0									
0-0 HR	0-0 HR	0-0 HR	0-0 HR	0-0 F8	0-0 F8	0-0 F8	0-0 F8	0-0 F8	0-0 F8	4	1	1	1	0	0	2									
0-0 HR	0-0 HR	0-0 HR	0-0 HR	0-0 F8	0-0 F8	0-0 F8	0-0 F8	0-0 F8	0-0 F8	4	1	1	1	0	1	1									
0-0 1B	0-0 1B	0-0 1B	0-0 1B	0-0 1B	0-0 1B	0-0 1B	0-0 1B	0-0 1B	0-0 1B	4	1	1	0	0	1	1									
0-0 3-1	0-0 3-1	0-0 3-1	0-0 3-1	0-0 F7	0-0 F7	0-0 F7	0-0 F7	0-0 F7	0-0 F7	3	0	0	0	0	1	2									
0-0 K	0-0 K	0-0 K	0-0 K	0-0 K	0-0 K	0-0 K	0-0 K	0-0 K	0-0 K	3	1	1	0	0	1	0									
0-0 K	0-0 K	0-0 K	0-0 K	0-0 K	0-0 K	0-0 K	0-0 K	0-0 K	0-0 K	3	0	0	0	0	1	2									
0-0 BB 2B 1B	0-0 BB 2B 1B	0-0 BB 2B 1B	0-0 BB 2B 1B	0-0 K	0-0 K	0-0 K	0-0 K	0-0 K	0-0 K	1B: 5 2B: 1 3B: 0 HR: 2	SF: 0 SAC: 0 DP: 0 HBP: 0	WP: 0 PB: 0 SB: 0 CS: 0	PA: 33												
PITCHER	IP	WLS	BF	H	R	ER	SO	BB	IBB	HBP	BLK	WP	HR	S	P	ERA	WHIP								
Ed Lynch, R Jesse Orosco, L Pete Falcone, L	(1, 1) (4, 1) (7, 1)	3.0 L	16 10	6 4	4 0	4 0	5 3	1 0	0 0	0 0	0 0	0 0	0 0	20 20	20 13	0.00 0.00	0.333 0.500								



Batter	1	2	3	4	5	6	7	8	9	AB	R	H	RBI	BB	SO	LOB	TOP					
Mookie Wilson, S OBP: 0.311, SLG: 0.434 (1, 8)										5	1	2	0	0	0	3	New York Mets @ San Francisco Giants Candlestick Park, San Francisco, CA Sun May 02 1982, 6:38 AM EDT Att: 20,543 - Unknown livebaseballscores.com					
Wally Backman, S OBP: 0.345, SLG: 0.426 Ellis Valentine, R OBP: 0.283, SLG: 0.288 (8, 7)										4	0	0	0	0	1	3						
George Foster, R OBP: 0.290, SLG: 0.390 Mike Jorgensen, L OBP: 0.417, SLG: 0.300 (8, 3)										4	1	3	2	0	0	0						
Dave Kingman, R OBP: 0.307, SLG: 0.568 Tom Verzyer, R OBP: 0.500, SLG: 0.600 (8, 4)										4	0	0	0	0	2	2						
Joel Youngblood, R OBP: 0.244, SLG: 0.364 (1, 9)										4	0	0	0	0	0	2						
Ron Hodges, L OBP: 0.323, SLG: 0.429 (1, 2)										4	0	2	0	0	0	1						
Bob Bailor, R OBP: 0.321, SLG: 0.360 (1, 5)										4	0	2	0	0	0	1						
Ron Gardenhire, R OBP: 0.347, SLG: 0.338 (1, 6)										4	0	0	0	0	1	3						
Randy Jones, R OBP: 0.182, SLG: 0.182 Neil Allen, R (9, 1)										4	0	2	0	0	2	3						
										0	0	0	0	0	0	0						
Inning Stats	R: 2 E: 0 K: 2 S: 9	H: 2 LOB: 0 BB: 0 P: 9	R: 0 E: 0 K: 1 S: 7	H: 2 LOB: 2 BB: 0 P: 7	R: 0 E: 0 K: 0 S: 4	H: 1 LOB: 1 BB: 0 P: 4	R: 0 E: 0 K: 1 S: 6	H: 1 LOB: 1 BB: 0 P: 6	R: 0 E: 0 K: 0 S: 3	H: 0 LOB: 0 BB: 0 P: 3	R: 0 E: 0 K: 0 S: 4	H: 1 LOB: 1 BB: 0 P: 4	R: 0 E: 0 K: 0 S: 4	H: 2 LOB: 1 BB: 0 P: 4	R: 0 E: 0 K: 1 S: 6	H: 1 LOB: 1 BB: 0 P: 6	R: 0 E: 0 K: 1 S: 6	H: 1 LOB: 1 BB: 0 P: 6	1B: 8 2B: 2 3B: 0 HR: 1	SF: 0 SAC: 0 DP: 1 HBP: 0	WP: 0 PB: 0 SB: 1 CS: 0	PA: 37
PITCHER	IP WLS BF H R ER SO BB IBB HBP BLK WP HR S P ERA WHIP	IP WLS BF H R ER SO BB IBB HBP BLK WP HR S P ERA WHIP																				
Bill Laskey, R ERA: 1.08 Fred Breining, R ERA: 4.05	(1, 1) 7.0 L 29 9 2 2 4 0 0 0 0 0 1 37 37 2.57 1.286	(8, 1) 2.0 8 2 0 0 2 0 0 0 0 0 0 0 12 12 0.00 1.000																				

Batter	1	2	3	4	5	6	7	8	9	AB	R	H	RBI	BB	SO	LOB	BOTTOM					
Guy Sulzard, R OBP: 0.348, SLG: 0.333 Mitt May, L OBP: 0.383, SLG: 0.500 (9, PH)										3	0	0	0	1	0	1	New York Mets @ San Francisco Giants Candlestick Park, San Francisco, CA Sun May 02 1982, 6:38 AM EDT Att: 20,543 - Unknown livebaseballscores.com					
Joe Morgan, L OBP: 0.362, SLG: 0.377 (1, 4)										4	0	1	0	0	0	4						
Chili Davis, S OBP: 0.375, SLG: 0.439 (1, 8)										4	0	1	0	0	0	1						
Jack Clark, R OBP: 0.316, SLG: 0.288 (1, 9)										3	0	0	0	1	1	1						
Darrell Evans, L OBP: 0.359, SLG: 0.436 (1, 5)										4	0	1	0	0	2	2						
Jose Banoes, R OBP: 0.200, SLG: 0.200 (1, 3)										4	0	2	0	0	0	1						
Jim Wohlford, R OBP: 0.538, SLG: 0.833 (1, 7)										4	0	4	0	0	0	0						
Jeff Ransom, R OBP: 0.262, SLG: 0.189 Reggie Smith, S OBP: 0.333, SLG: 0.371 (9, PH)										3	0	0	0	0	0	5						
Bill Laskey, R OBP: 0.167, SLG: 0.167 Duane Kuiper, L OBP: 0.390, SLG: 0.405 Fred Breining, R OBP: 0.355, SLG: 0.423 (9, PH)										2	0	0	0	0	1	3						
										0	0	0	0	0	0	0						
Inning Stats	R: 0 E: 0 K: 1 S: 6	H: 1 LOB: 2 BB: 1 P: 10	R: 0 E: 0 K: 0 S: 5	H: 2 LOB: 3 BB: 1 P: 9	R: 0 E: 0 K: 1 S: 5	H: 0 LOB: 0 BB: 0 P: 5	R: 0 E: 0 K: 1 S: 6	H: 1 LOB: 1 BB: 0 P: 6	R: 0 E: 0 K: 0 S: 4	H: 1 LOB: 1 BB: 0 P: 4	R: 0 E: 0 K: 1 S: 6	H: 2 LOB: 1 BB: 0 P: 6	R: 0 E: 0 K: 0 S: 2	H: 0 LOB: 0 BB: 0 P: 3	R: 0 E: 0 K: 0 S: 4	H: 1 LOB: 1 BB: 0 P: 4	R: 0 E: 0 K: 1 S: 5	H: 1 LOB: 1 BB: 1 P: 9	1B: 8 2B: 1 3B: 0 HR: 0	SF: 0 SAC: 0 DP: 3 HBP: 1	WP: 0 PB: 0 SB: 0 CS: 0	PA: 37
PITCHER	IP WLS BF H R ER SO BB IBB HBP BLK WP HR S P ERA WHIP	IP WLS BF H R ER SO BB IBB HBP BLK WP HR S P ERA WHIP																				
Randy Jones, L ERA: 2.79 Neil Allen, R ERA: 1.25	(1, 1) 8.0 W 34 9 0 0 4 2 0 1 0 0 0 4 39 48 0.00 1.375	(9, 1) 1.0 S 3 0 0 0 1 1 0 0 0 0 0 4 8 0.00 1.000																				

Batter	1	2	3	4	5	6	7	8	9	AB	R	H	RBI	BB	SO	LOB	TOP					
Mookie Wilson, S (1, 8) OBP: 0.345, SLG: 0.459										4	1	4	0	0	0	0	New York Mets @ Los Angeles Dodgers Dodger Stadium, Los Angeles, CA Tue May 04 1982, 7:05 PM PDT Att: 36,718 - Unknown					
Bob Bailor, R (1, 4) OBP: 0.310, SLG: 0.345										4	0	1	0	0	1	3						
George Foster, R (1, 7) OBP: 0.291, SLG: 0.374										3	0	0	0	1	1	4						
Dave Kingman, R (1, 3) OBP: 0.309, SLG: 0.539										3	0	1	1	1	0	2						
Ellis Valentine, R (1, 9) OBP: 0.263, SLG: 0.268										4	0	0	0	0	0	5						
John Stearns, R (1, 2) OBP: 0.326, SLG: 0.476											4	0	0	0	0	2						
Hubie Brooks, R (1, 5) OBP: 0.354, SLG: 0.317											4	0	1	0	0	0						
Ron Gardenhire, R (1, 6) OBP: 0.333, SLG: 0.315											3	0	0	0	1	0						
Mike Scott, R (1, 1) OBP: 0.133, SLG: 0.143											3	0	0	0	0	2						
Joel Youngblood, R (9, PH) OBP: 0.250, SLG: 0.353											1	0	0	0	1	1						
Neil Allen, R (9, 1) OBP: 1.000, SLG: 1.000											0	0	0	0	0	0						
Inning Stats	R: 0 E: 0 K: 0 S: 4	H: 1 LOB: 2 BB: 1 P: 8	R: 0 E: 0 K: 2 S: 7	H: 0 LOB: 1 BB: 1 P: 11	R: 1 E: 0 K: 2 S: 9	H: 2 LOB: 1 BB: 0 P: 9	R: 0 E: 0 K: 1 S: 5	H: 0 LOB: 0 BB: 0 P: 5	R: 0 E: 0 K: 1 S: 6	H: 2 LOB: 1 BB: 0 P: 6	R: 0 E: 0 K: 0 S: 3	H: 0 LOB: 0 BB: 0 P: 3	R: 0 E: 0 K: 0 S: 3	H: 0 LOB: 0 BB: 0 P: 3	R: 0 E: 0 K: 0 S: 4	H: 1 LOB: 2 BB: 1 P: 8		R: 0 E: 0 K: 1 S: 6	H: 1 LOB: 0 BB: 0 P: 6	1B: 6 2B: 1 3B: 0 HR: 0	SF: 0 SAC: 0 DP: 1 HBP: 0	WP: 0 PB: 0 SB: 1 CS: 0
PITCHER Fernando Valenzuela, L (1, 1) ERA: 2.4	IP: 9.0 WLS: W BF: 36 H: 7 R: 1 ER: 1 SO: 7 BB: 2 IBB: 1 HBP: 0 BLK: 0 WP: 0 HR: 0 S: 47 P: 59 ERA: 1.00 WHIP: 1.000																	PITCHER				

Batter	1	2	3	4	5	6	7	8	9	AB	R	H	RBI	BB	SO	LOB	BOTTOM						
Steve Sax, R (1, 4) OBP: 0.364, SLG: 0.340											4	1	2	0	0	0	New York Mets @ Los Angeles Dodgers Dodger Stadium, Los Angeles, CA Tue May 04 1982, 7:05 PM PDT Att: 36,718 - Unknown						
Steve Garvey, R (1, 3) OBP: 0.255, SLG: 0.297										3	0	1	1	2	0	2							
Dusty Baker Jr., R (1, 7) OBP: 0.301, SLG: 0.360										5	0	2	1	0	0	2							
Rick Monday, L (1, 9) OBP: 0.435, SLG: 0.553										4	0	0	0	0	0	3							
Ron Cey, R (1, 5) OBP: 0.330, SLG: 0.417										3	0	1	0	1	0	0							
Pedro Guerrero, R (1, 8) OBP: 0.360, SLG: 0.543										4	0	1	0	0	0	4							
Mike Scioscia, L (1, 2) OBP: 0.352, SLG: 0.276										3	0	0	0	1	0	1							
Bill Russell, R (1, 6) OBP: 0.405, SLG: 0.348										4	0	1	0	0	0	3							
Fernando Valenzuela, L (1, 1) OBP: 0.167, SLG: 0.118										4	0	1	0	0	0	1							
Derrel Thomas, S (9, PR) OBP: 0.500, SLG: 0.400										0	1	0	0	0	0	0							
Inning Stats	R: 0 E: 0 K: 0 S: 4	H: 1 LOB: 0 BB: 0 P: 4	R: 0 E: 0 K: 0 S: 4	H: 1 LOB: 0 BB: 0 P: 4	R: 0 E: 0 K: 0 S: 3	H: 0 LOB: 1 BB: 1 P: 7	R: 0 E: 0 K: 0 S: 4	H: 1 LOB: 2 BB: 1 P: 8	R: 1 E: 1 K: 0 S: 6	H: 2 LOB: 3 BB: 1 P: 10	R: 0 E: 0 K: 0 S: 5	H: 2 LOB: 2 BB: 0 P: 5	R: 0 E: 0 K: 0 S: 3	H: 0 LOB: 0 BB: 0 P: 3	R: 0 E: 0 K: 0 S: 3	H: 0 LOB: 0 BB: 0 P: 3		R: 1 E: 1 K: 0 S: 3	H: 2 LOB: 3 BB: 1 P: 7	1B: 8 2B: 0 3B: 1 HR: 0	SF: 0 SAC: 1 DP: 0 HBP: 0	WP: 0 PB: 1 SB: 1 CS: 0	PA: 39
PITCHER Mike Scott, R (1, 1) ERA: 2.48	IP: 8.0 WLS: L BF: 35 H: 7 R: 1 ER: 1 SO: 0 BB: 3 IBB: 0 HBP: 0 BLK: 0 WP: 0 HR: 0 S: 32 P: 44 ERA: 1.12 WHIP: 1.250																	PITCHER					

Batter	1	2	3	4	5	6	7	8	9	AB	R	H	RBI	BB	SO	LOB	TOP				
Chili Davis, S OBP: 0.382, SLG: 0.442 (1, 8)										4	0	1	2	1	0	0	San Francisco Giants @ New York Mets Shea Stadium, Flushing, NY Thu May 06 1982, 7:05 PM EDT Att: 10,013 - Unknown				
Joe Morgan, L OBP: 0.361, SLG: 0.384 (1, 4)										4	0	0	0	1	0	2					
Jim Wohlford, R OBP: 0.455, SLG: 0.619 (1, 7)										4	1	1	0	0	1	1					
Darrell Evans, L OBP: 0.362, SLG: 0.437 (1, 5)										3	1	0	0	1	0	1					
Jack Clark, R OBP: 0.304, SLG: 0.291 (1, 9)										4	1	2	2	0	1	0					
Jose Ramos, R OBP: 0.200, SLG: 0.158 Dave Bergman, L OBP: 0.364, SLG: 0.407 (9, 3)										3	1	1	0	1	1	1					
Milt May, L OBP: 0.327, SLG: 0.420 (1, 2)										4	0	0	0	0	0	4					
Johnnie LeMaster, R OBP: 0.325, SLG: 0.239 (1, 6)										4	1	3	1	0	0	2					
Atlee Hammaker, S Duane Kuiper, L (7, PH) Fred Breining, R Greg Minton, S (8, 1)										2	0	0	0	0	1	1					
Inning Stats	R: 0 E: 0 K: 0 S: 3	H: 0 LOB: 0 BB: 0 P: 3	R: 0 E: 0 K: 0 S: 5	H: 2 LOB: 2 BB: 0 P: 5	R: 0 E: 0 K: 0 S: 3	H: 0 LOB: 0 BB: 0 P: 3	R: 3 E: 0 K: 2 S: 10	H: 3 LOB: 1 BB: 1 P: 14	R: 0 E: 0 K: 0 S: 3	H: 0 LOB: 0 BB: 0 P: 3	R: 0 E: 0 K: 0 S: 3	H: 1 LOB: 1 BB: 1 P: 7	R: 0 E: 0 K: 2 S: 7	H: 0 LOB: 0 BB: 0 P: 7	R: 2 E: 0 K: 0 S: 5	H: 2 LOB: 1 BB: 1 P: 9		1B: 6 2B: 2 3B: 0 HR: 0	SF: 0 SAC: 0 DP: 1 HBP: 0	WP: 0 PB: 1 SB: 0 CS: 0	PA: 38
PITCHER	IP	WLS	BF	H	R	ER	SO	BB	IBB	HBP	BLK	WP	HR	S	P	ERA	WHIP				
Randy Jones, L ERA: 3.0 Jesse Orosco, L ERA: 2.39	(1, 1)	7.0	29	6	3	3	2	3	0	0	0	0	0	30	42	3.86	1.286				

Batter	1	2	3	4	5	6	7	8	9	AB	R	H	RBI	BB	SO	LOB	BOTTOM				
Mookie Wilson, S OBP: 0.342, SLG: 0.460 (1, 8)										4	1	1	0	0	1	1	San Francisco Giants @ New York Mets Shea Stadium, Flushing, NY Thu May 06 1982, 7:05 PM EDT Att: 10,013 - Unknown				
Bob Bailor, R OBP: 0.339, SLG: 0.373 Wally Backman, S OBP: 0.371, SLG: 0.429 (9, 4)										4	1	3	0	0	0	0					
George Foster, R OBP: 0.280, SLG: 0.358 (1, 7)										4	0	0	0	0	1	4					
Dave Kingman, R OBP: 0.317, SLG: 0.565 (1, 3)										3	1	1	3	1	0	0					
John Stearns, R OBP: 0.333, SLG: 0.477 (1, 2)										4	0	2	0	0	0	1					
Joel Youngblood, R OBP: 0.250, SLG: 0.345 (1, 9)										4	0	1	0	0	1	1					
Hubie Brooks, R OBP: 0.350, SLG: 0.306 (1, 5)										3	0	0	0	1	0	2					
Ron Gardenhire, R OBP: 0.321, SLG: 0.303 (1, 6)										3	0	0	0	0	1	2					
Randy Jones, R OBP: 0.154, SLG: 0.154 Rusty Staub, L (7, PH) Jesse Orosco, R (8, 1)										2	0	0	0	0	0	0					
Inning Stats	R: 3 E: 0 K: 2 S: 12	H: 5 LOB: 2 BB: 0 P: 12	R: 0 E: 0 K: 1 S: 5	H: 0 LOB: 0 BB: 0 P: 5	R: 0 E: 0 K: 1 S: 5	H: 0 LOB: 0 BB: 0 P: 5	R: 0 E: 0 K: 1 S: 4	H: 0 LOB: 0 BB: 0 P: 4	R: 0 E: 0 K: 0 S: 3	H: 1 LOB: 1 BB: 0 P: 3	R: 0 E: 0 K: 0 S: 3	H: 0 LOB: 1 BB: 1 P: 7	R: 0 E: 0 K: 0 S: 3	H: 1 LOB: 2 BB: 1 P: 7	R: 0 E: 0 K: 0 S: 3	H: 0 LOB: 0 BB: 0 P: 3		1B: 6 2B: 1 3B: 0 HR: 1	SF: 0 SAC: 1 DP: 1 HBP: 0	WP: 0 PB: 0 SB: 1 CS: 1	PA: 35
PITCHER	IP	WLS	BF	H	R	ER	SO	BB	IBB	HBP	BLK	WP	HR	S	P	ERA	WHIP				
Atlee Hammaker, L ERA: 5.25 Fred Breining, R ERA: 3.71 Greg Minton, R ERA: 1.5	(1, 1)	6.0	24	7	3	3	4	0	0	0	0	0	0	5	13	0.00	1.800				

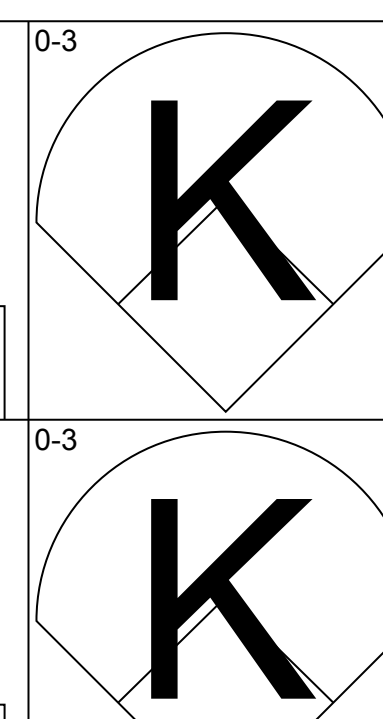
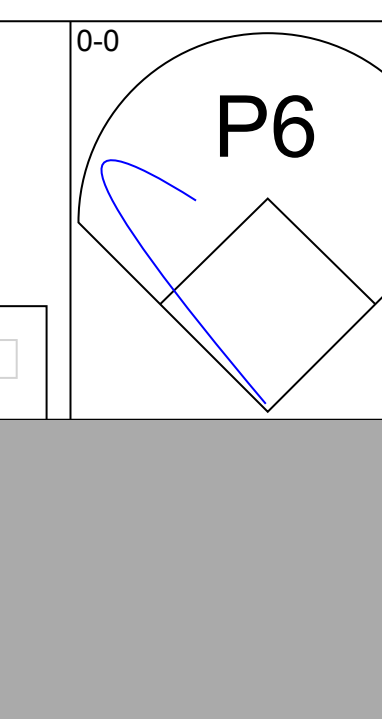
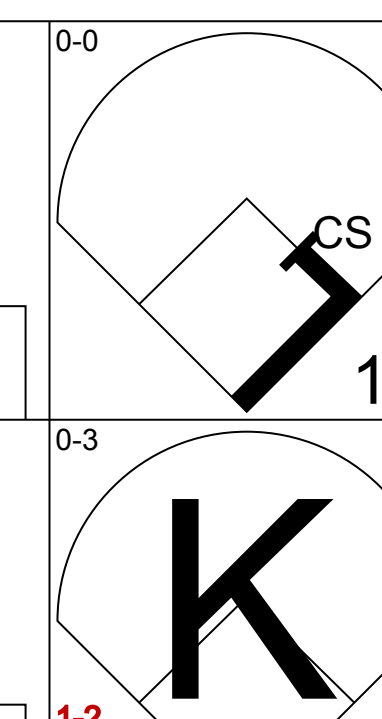
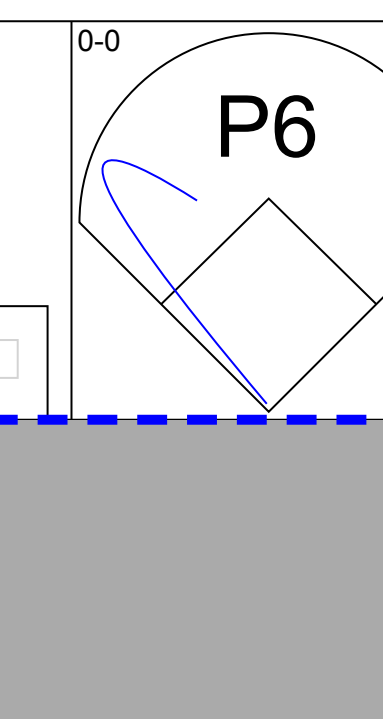
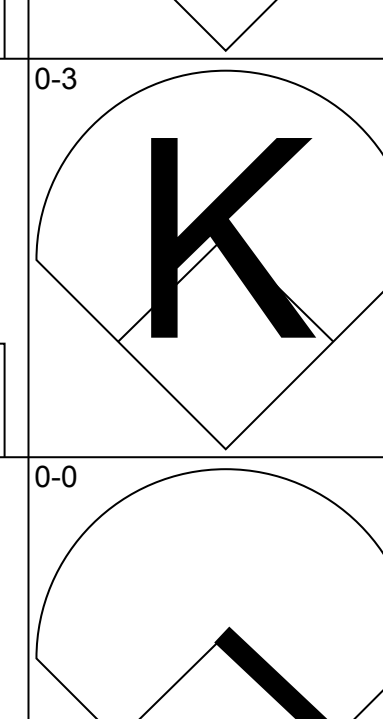
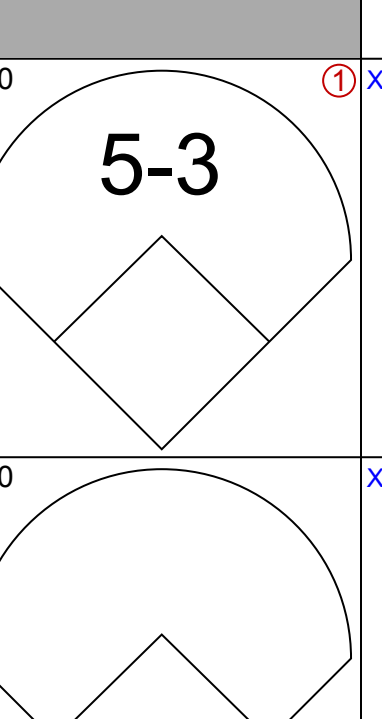
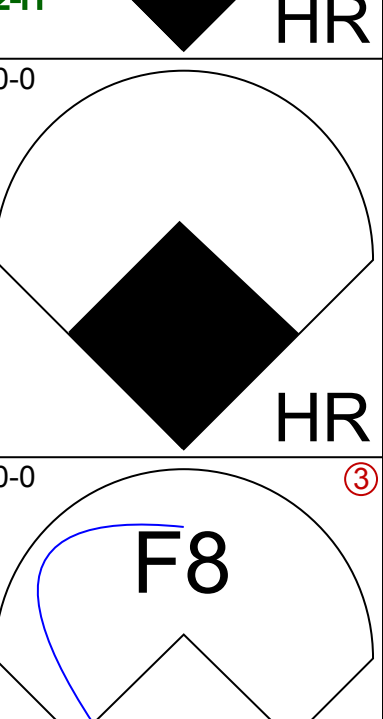
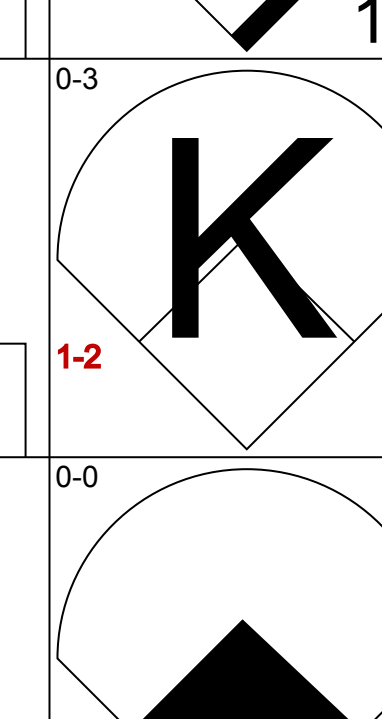
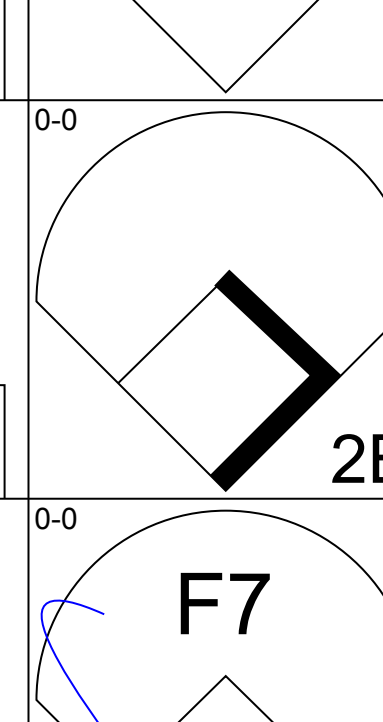
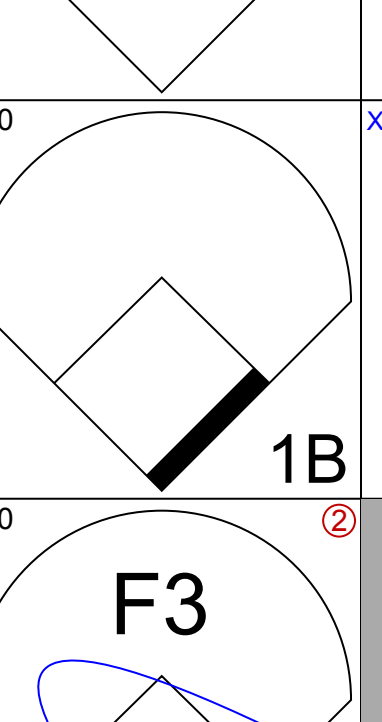
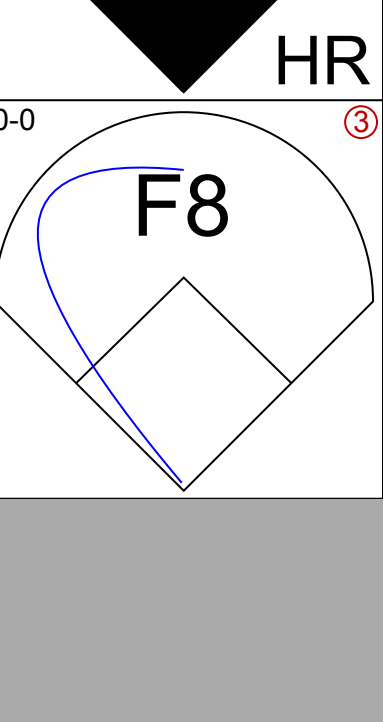
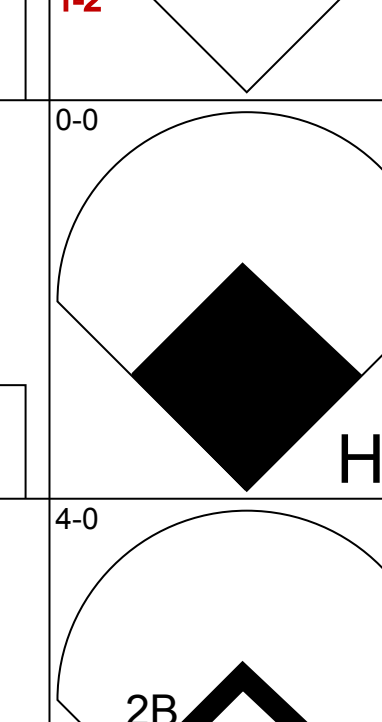
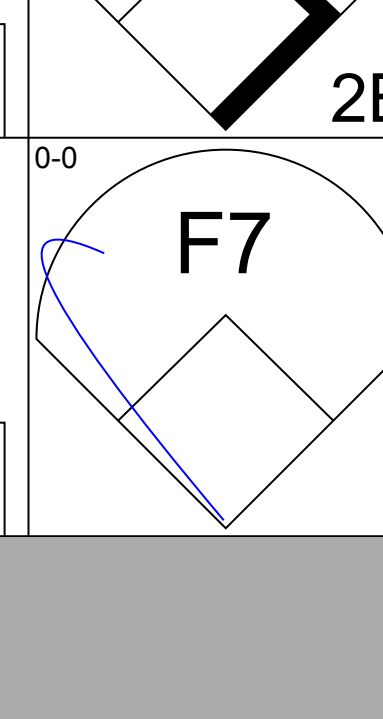
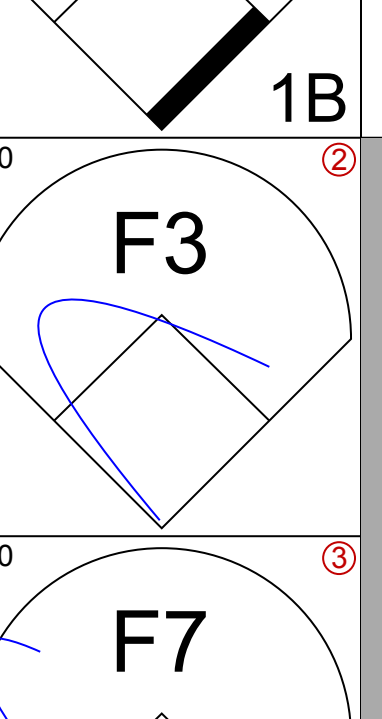
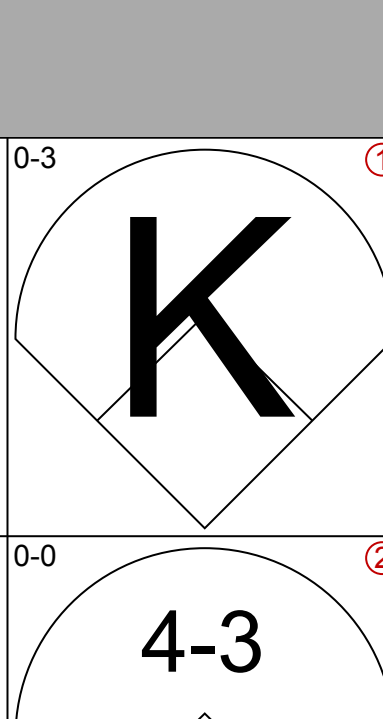
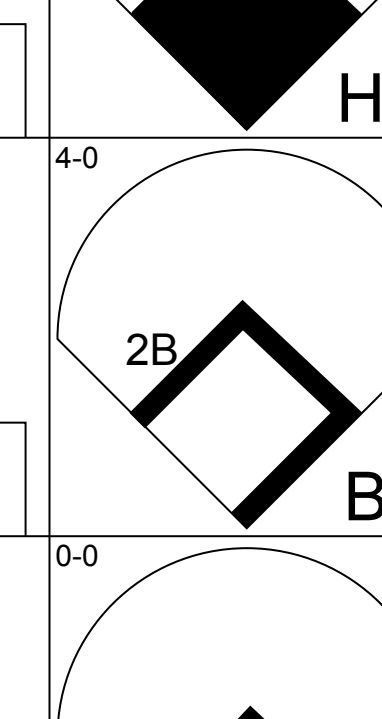

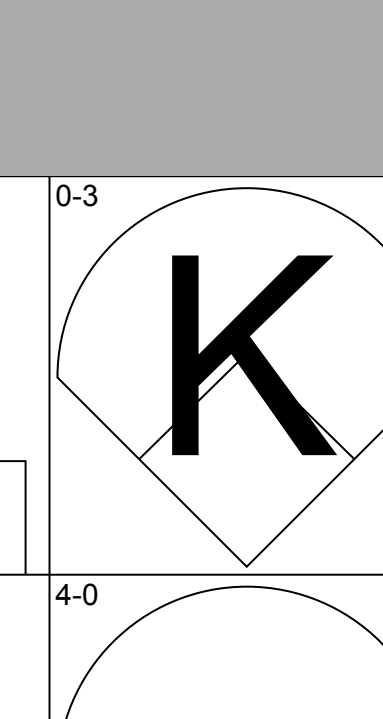
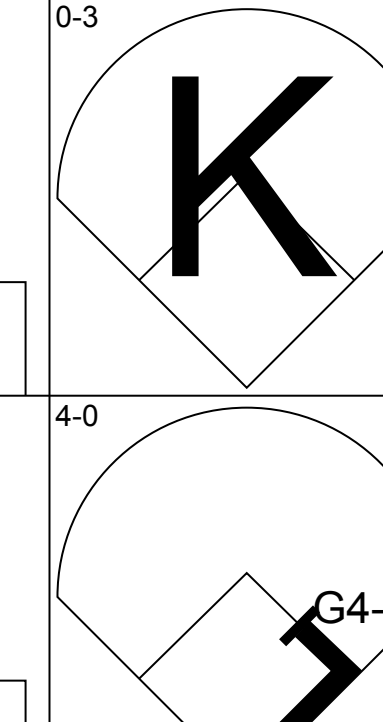
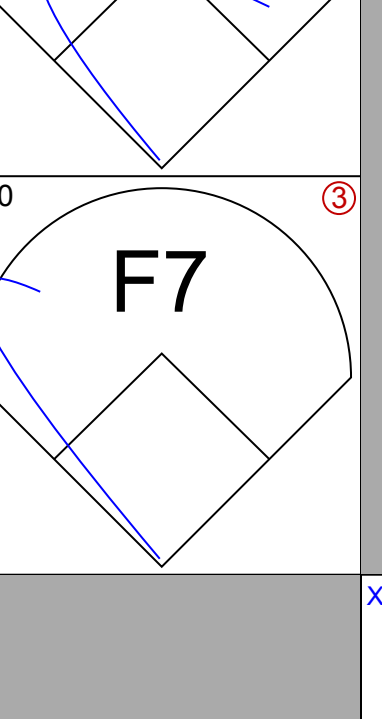
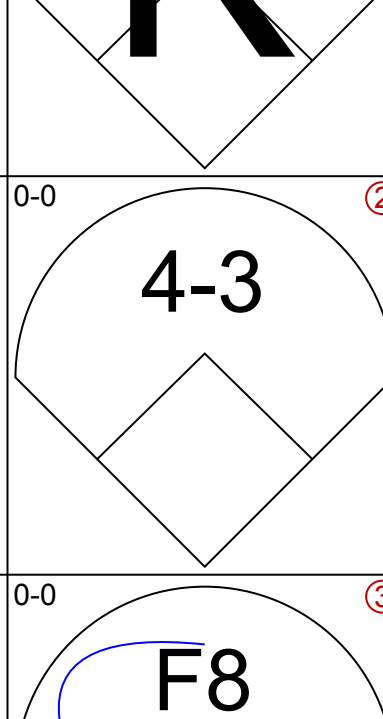
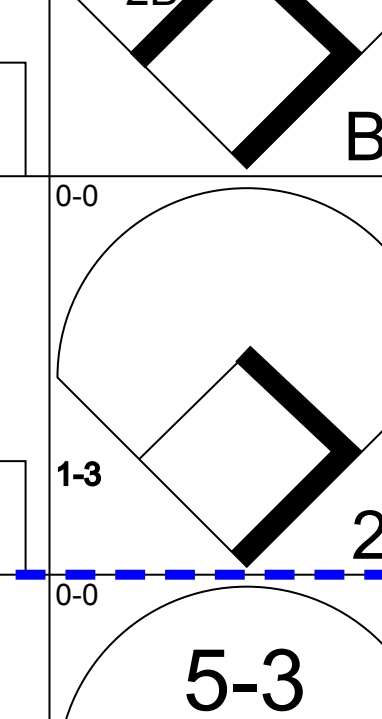

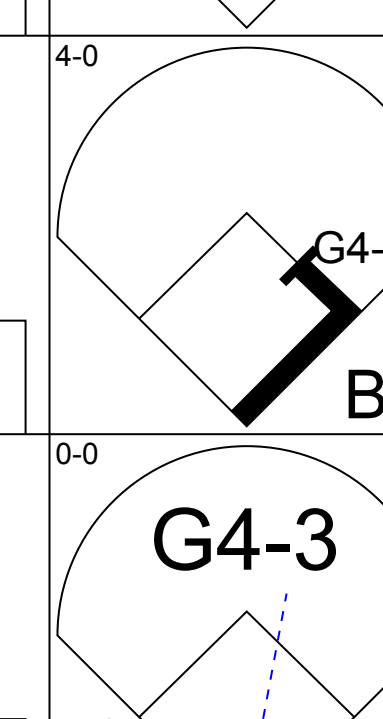
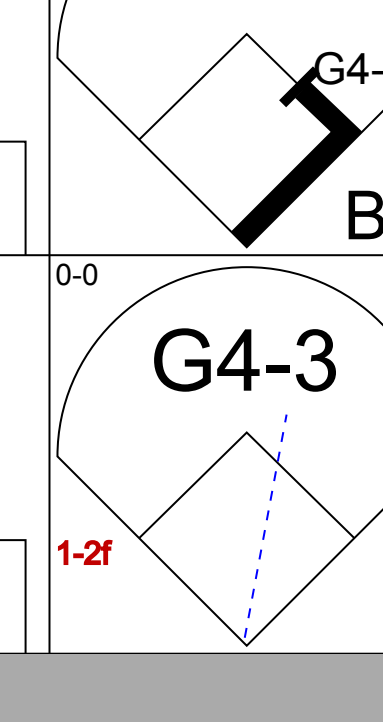
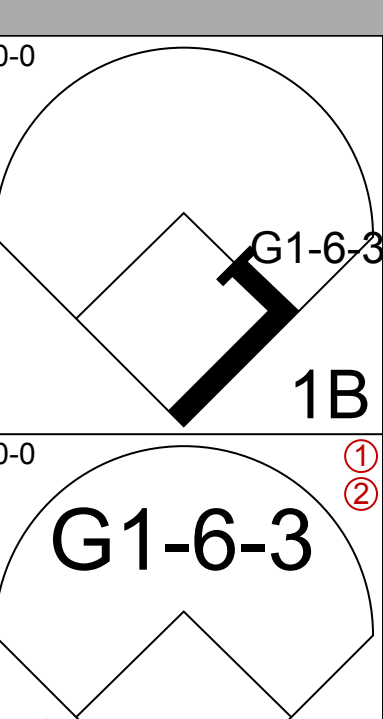
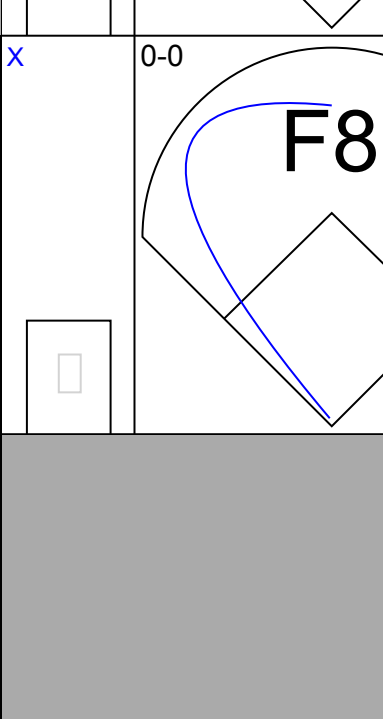

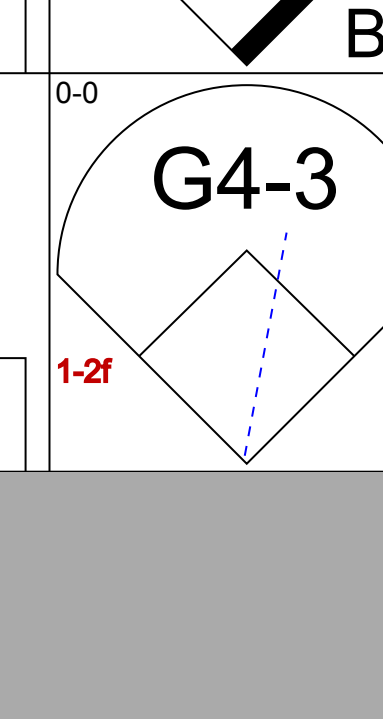
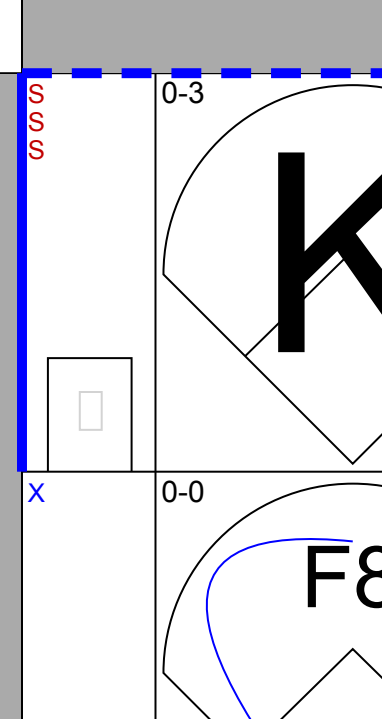
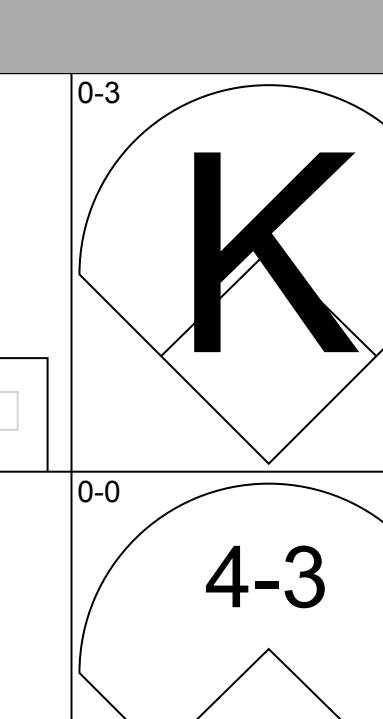
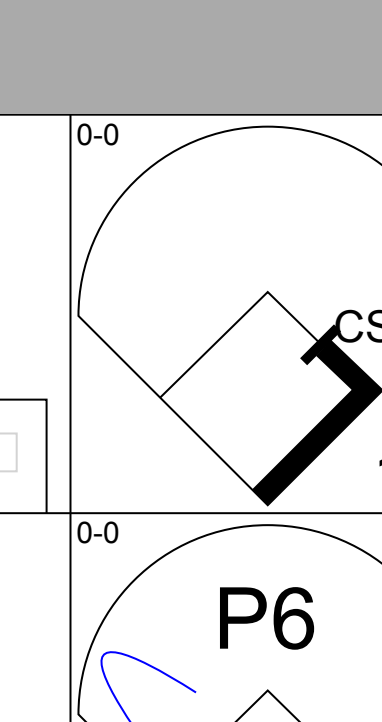
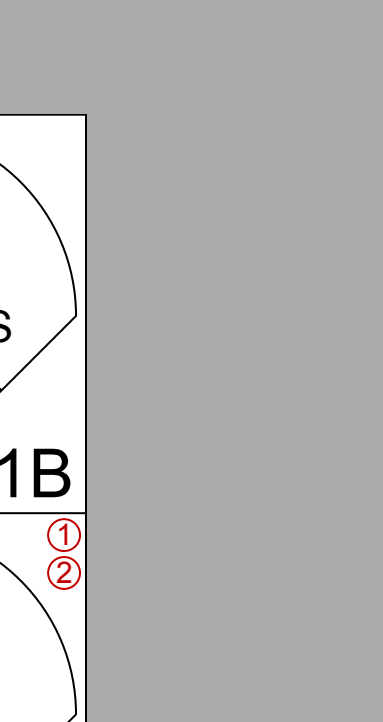
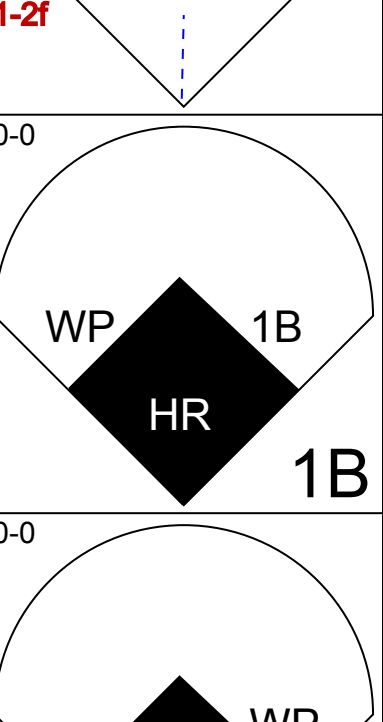

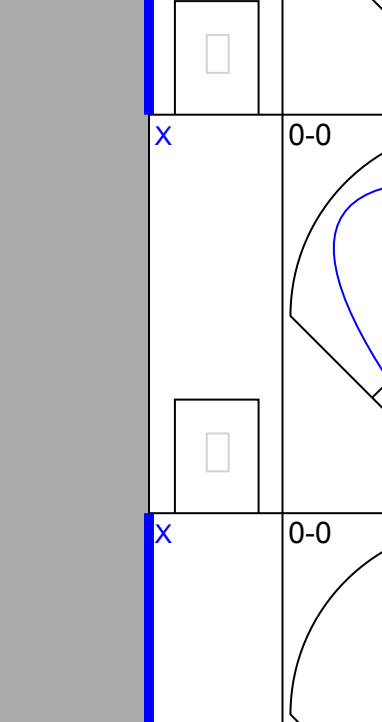
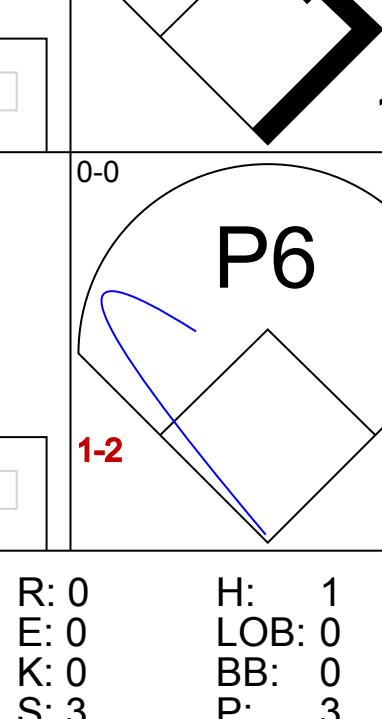
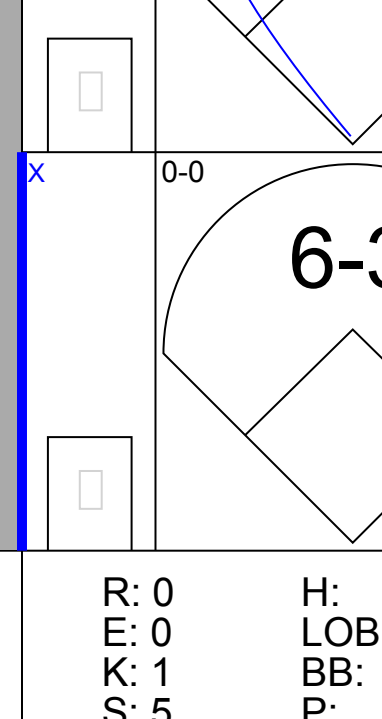
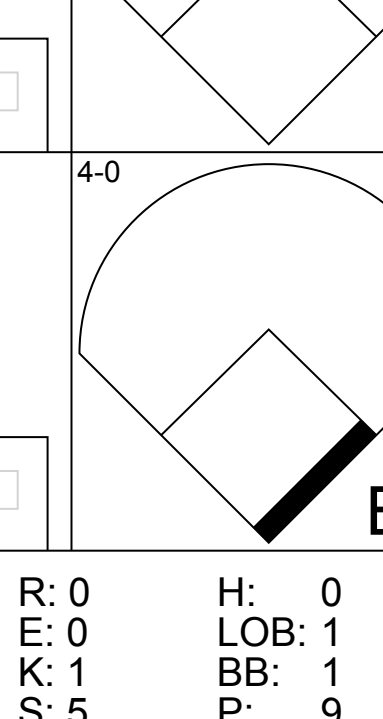


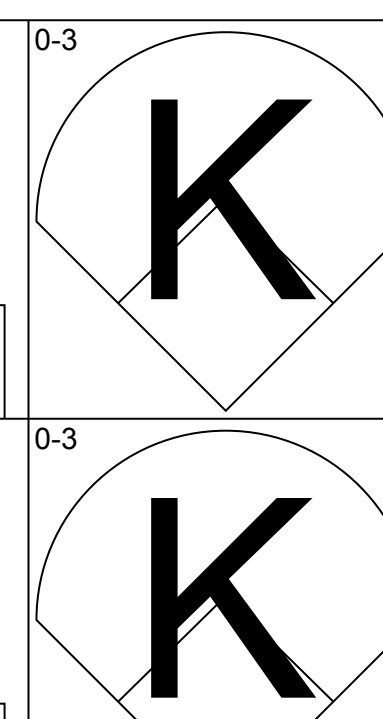
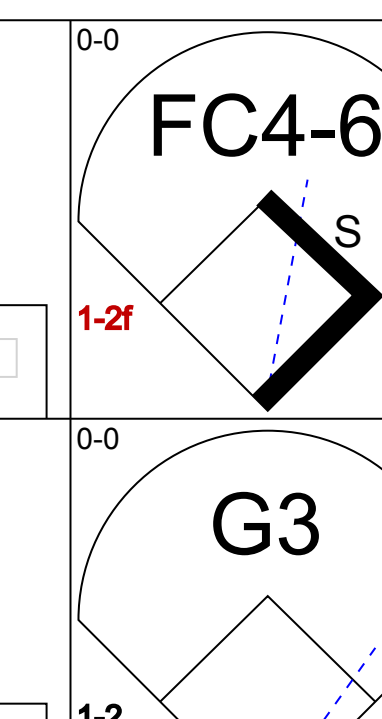
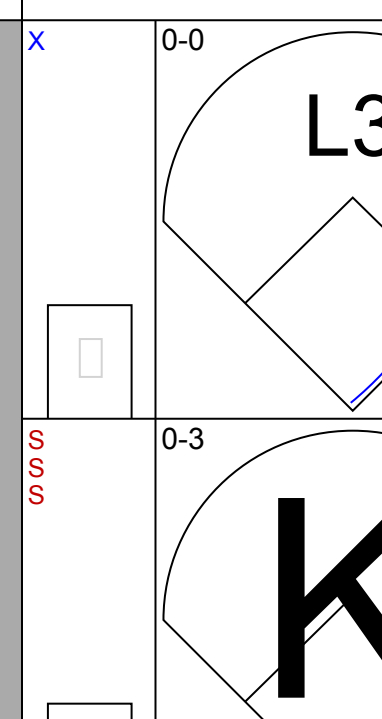
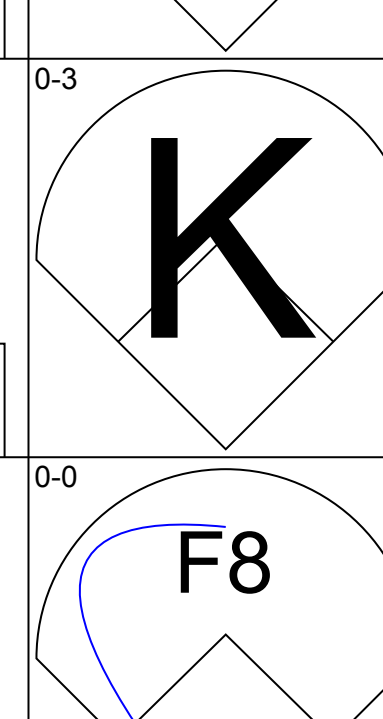
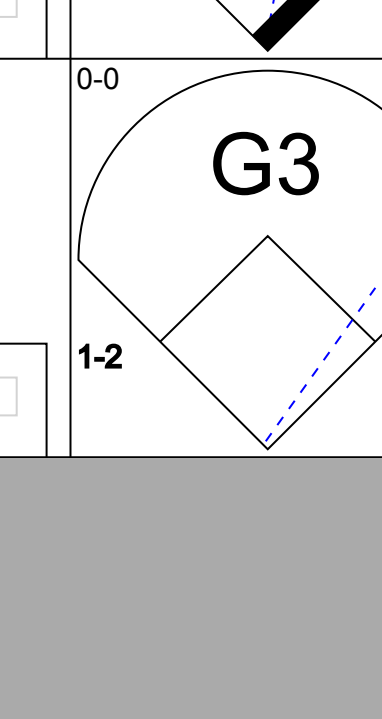
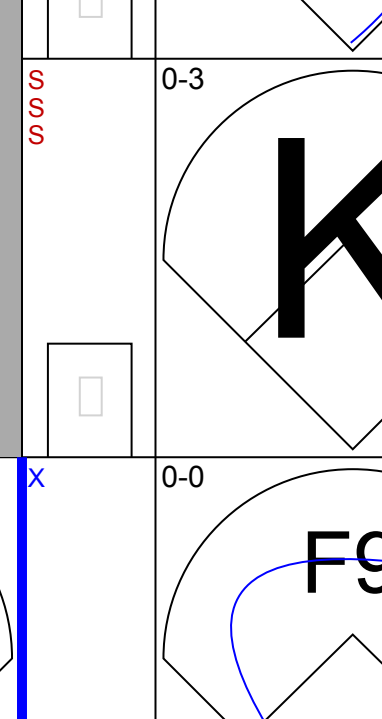
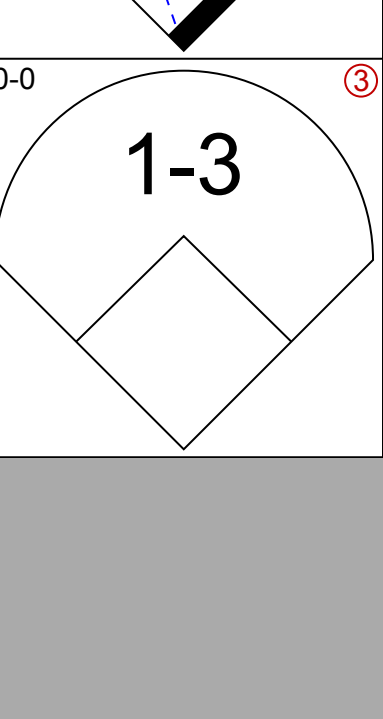
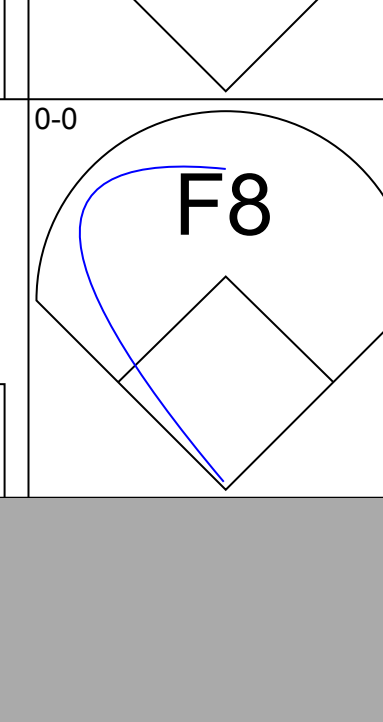
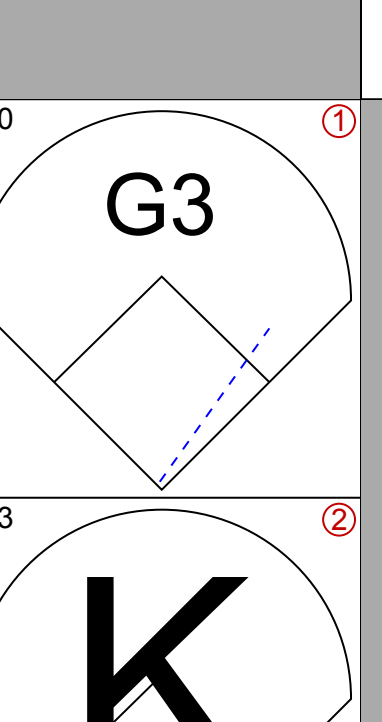
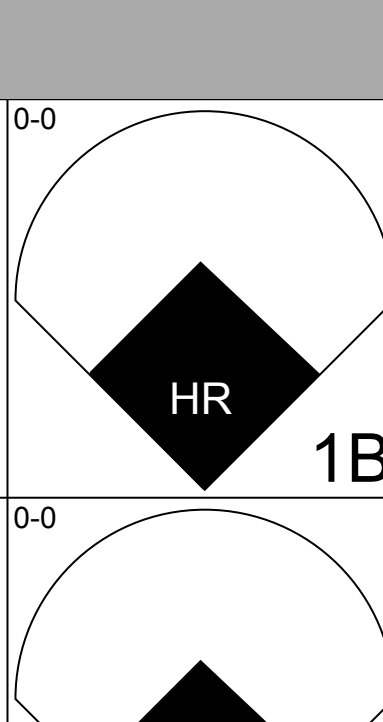
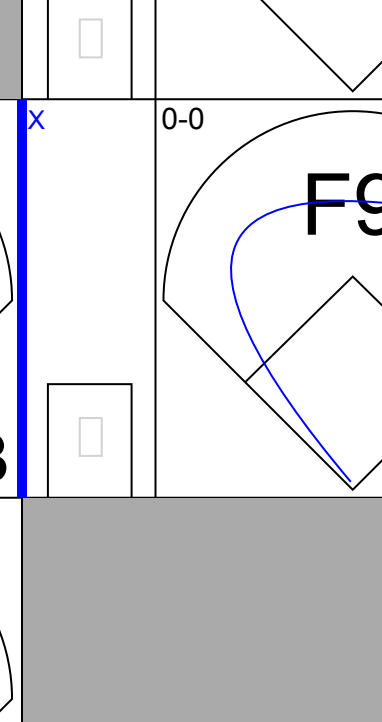
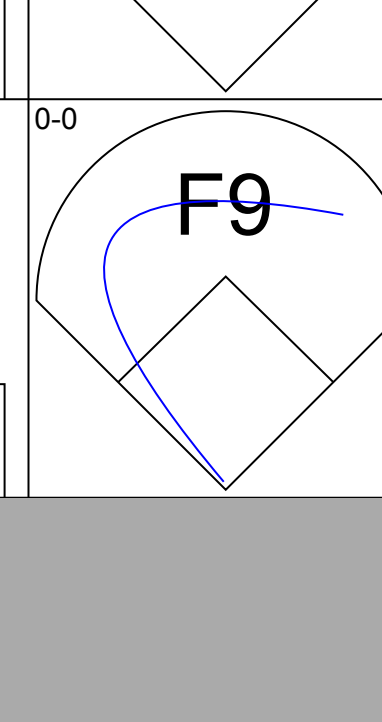
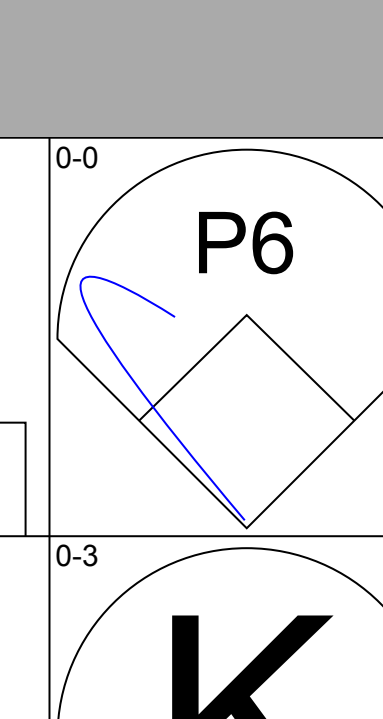
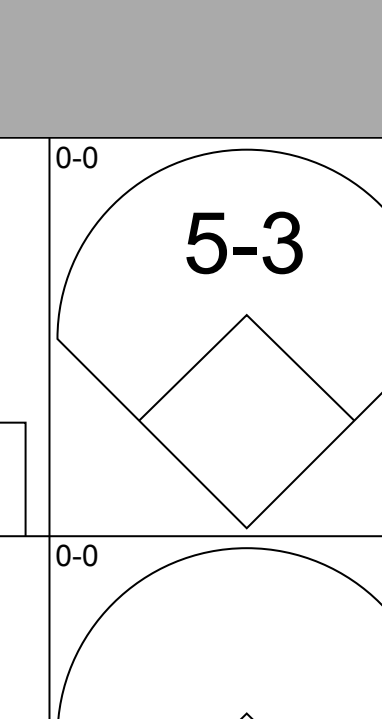
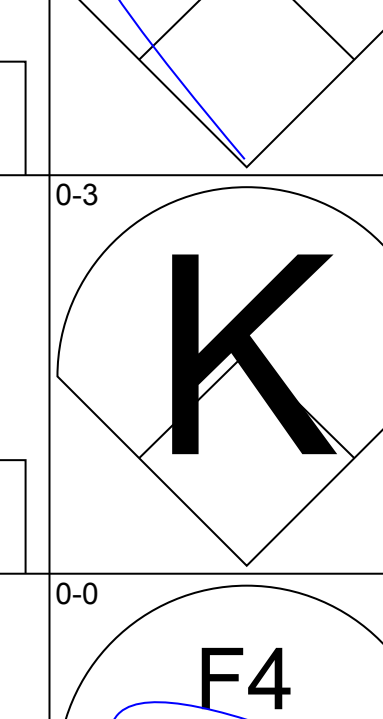
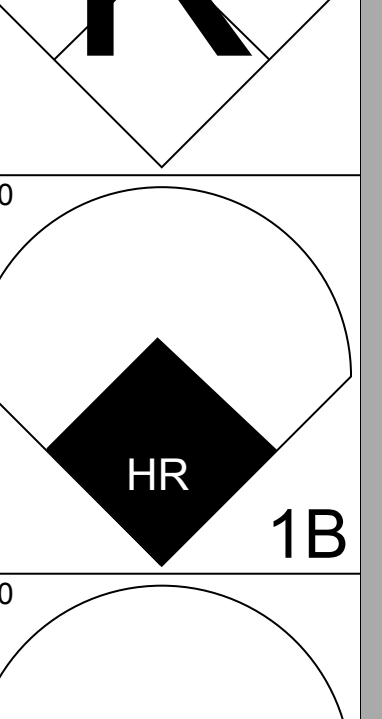

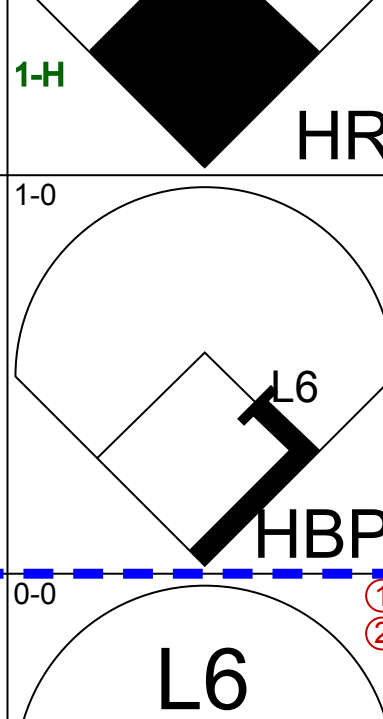

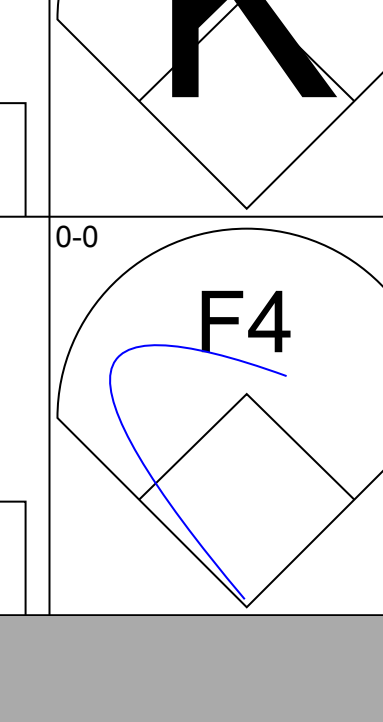
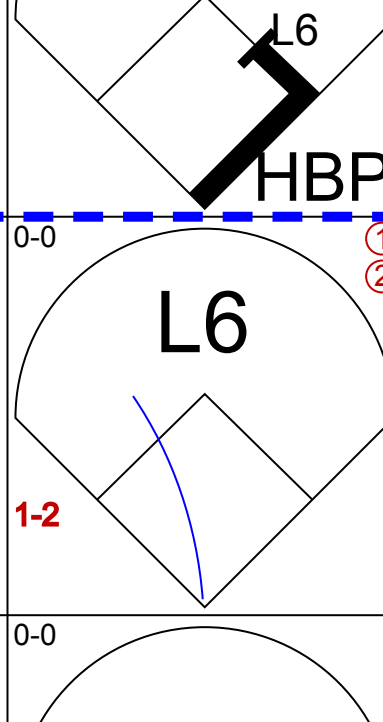
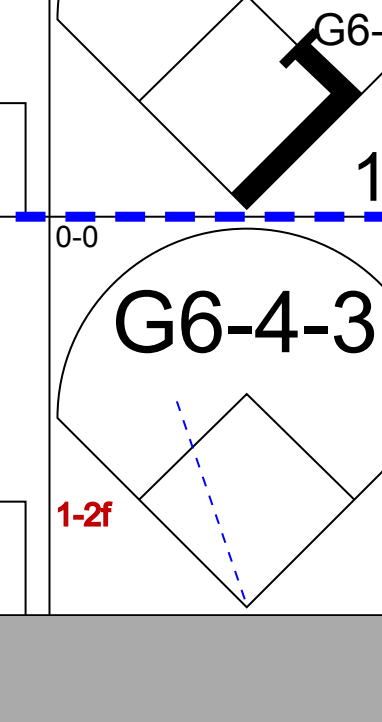
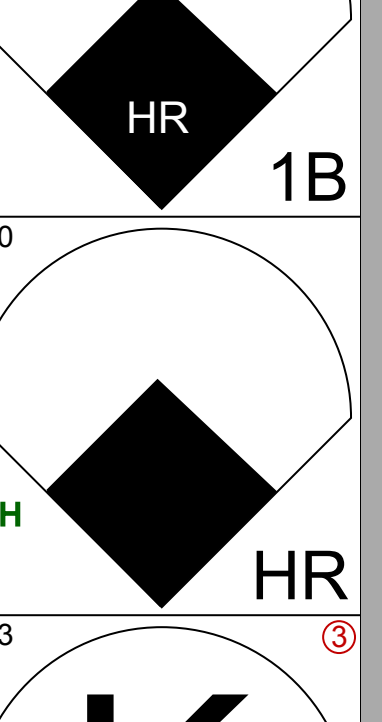
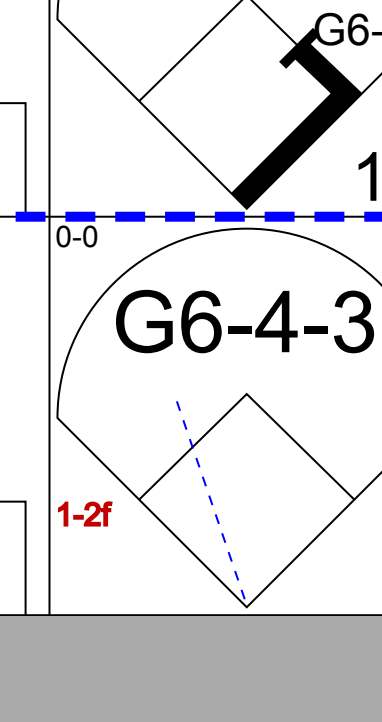
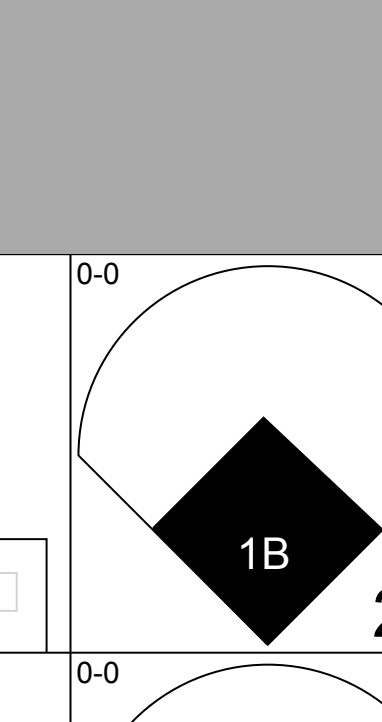
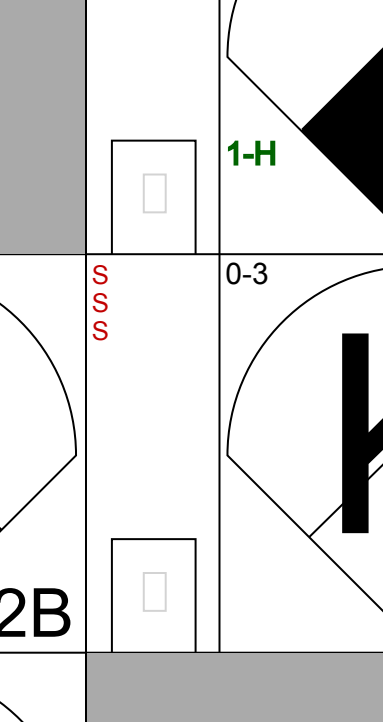
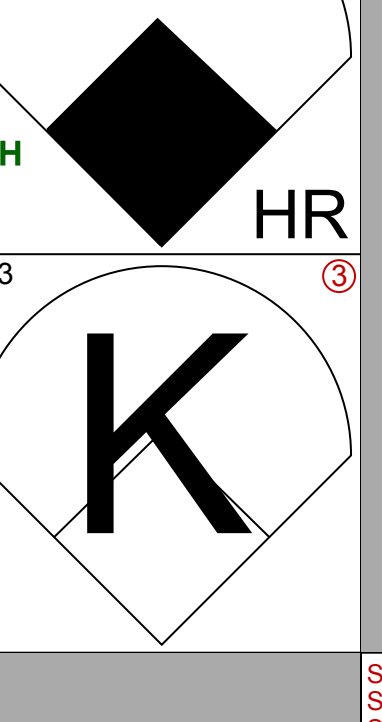
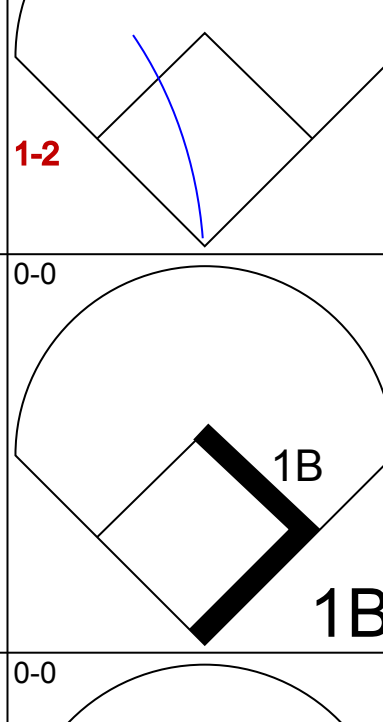

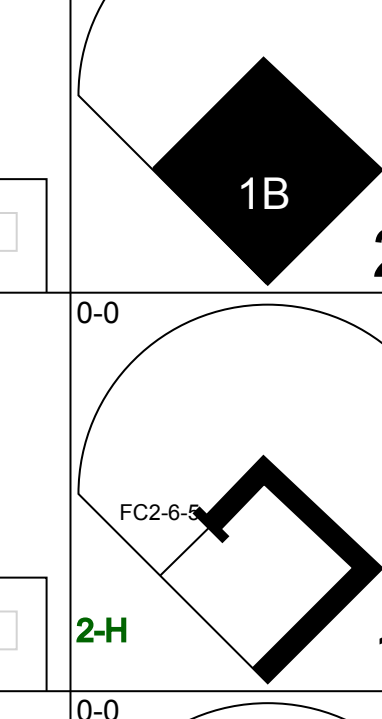
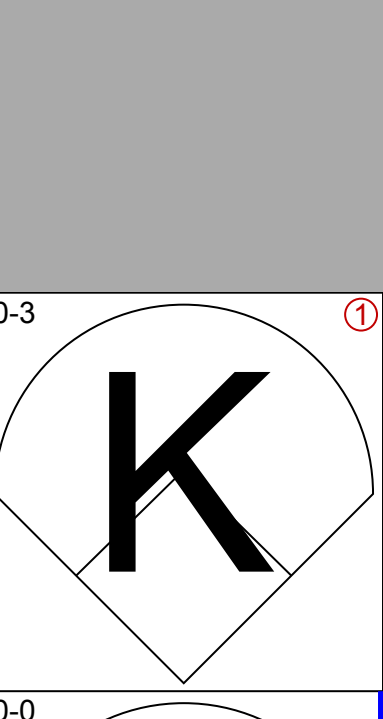
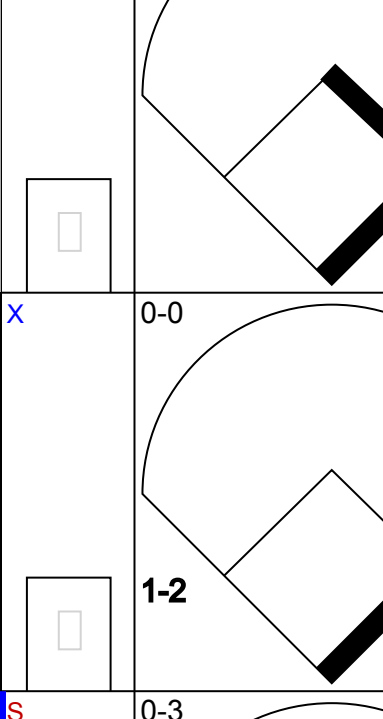
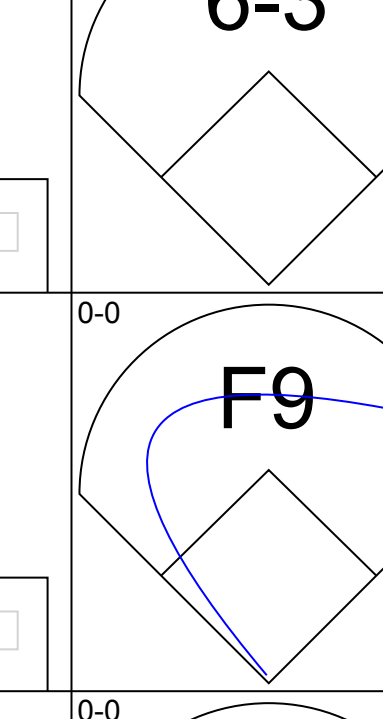
Batter	1	2	3	4	5	6	7	8	9	AB	R	H	RBI	BB	SO	LOB	TOP				
Chili Davis, S OBP: 0.377, SLG: 0.429 (1, 8)										3	0	0	0	1	1	0	San Francisco Giants @ New York Mets Shea Stadium, Flushing, NY Fri May 07 1982, 7:05 PM EDT Att: 16,782 - Unknown				
Joe Morgan, L OBP: 0.345, SLG: 0.364 (1, 4)										4	0	0	0	0	1	1					
Dave Bergman, L OBP: 0.351, SLG: 0.387 Jose Barrios, R OBP: 0.200, SLG: 0.158 (8, 3)										4	1	1	0	0	1	0					
Champ Summers, L OBP: 0.362, SLG: 0.350 Fred Breining, R (7, 1)										3	0	0	0	0	1	1					
Duane Kuiper, L (9, PH) OBP: 0.400, SLG: 0.385										0	0	0	0	0	0	0					
Darrell Evans, L (1, 5) OBP: 0.376, SLG: 0.444										3	0	2	0	1	0	1					
Jack Clark, R (1, 9) OBP: 0.333, SLG: 0.309										2	0	2	1	2	0	0					
Milt May, L (1, 2) OBP: 0.305, SLG: 0.389 Jeffrey Leonard, R (9, PR) OBP: 0.302, SLG: 0.426										4	0	0	1	0	1	6					
Johnnie LeMaster, R (1, 6) OBP: 0.321, SLG: 0.239										4	0	1	0	0	0	2					
Bill Laskey, R (1, 1) OBP: 0.125, SLG: 0.125 Jim Wohlford, R (7, PH) OBP: 0.435, SLG: 0.591 (7, 7)										2	0	0	0	0	1	0					
Inning Stats	R: 0 E: 0 K: 1 S: 5	H: 0 LOB: 0 BB: 0 P: 5	R: 0 E: 1 K: 0 S: 3	H: 0 LOB: 1 BB: 1 P: 7	R: 0 E: 0 K: 2 S: 7	H: 0 LOB: 2 BB: 0 P: 7	R: 1 E: 0 K: 2 S: 10	H: 3 LOB: 0 BB: 0 P: 10	R: 0 E: 0 K: 0 S: 3	H: 0 LOB: 0 BB: 0 P: 3	R: 0 E: 0 K: 0 S: 5	H: 3 LOB: 2 BB: 0 P: 5	R: 0 E: 0 K: 0 S: 2	H: 0 LOB: 0 BB: 1 P: 6	R: 1 E: 0 K: 0 S: 2	H: 0 LOB: 0 BB: 3 P: 14		1B: 6 2B: 2 3B: 0 HR: 0	SF: 0 SAC: 0 DP: 2 HBP: 0	WP: 0 PB: 0 SB: 1 CS: 1	PA: 35
PITCHER	IP WLS BF H R ER SO BB IBB HBP BLK WP HR S P ERA WHIP																				
Charlie Puleo, R (1, 1) ERA: 4.58	8.0 W 31 6 2 2 6 3 0 0 0 0 0 0 40 52 2.25 1.125																				
Pete Falcone, L (9, 1) ERA: 3.39	0.0 1 0 0 0 0 1 0 0 0 0 0 0 0 4 ∞ ∞																				
Neil Allen, R (9, 1) ERA: 1.53	1.0 S 3 0 0 0 0 1 0 0 0 0 0 0 2 6 0.00 1.000																				

Batter	1	2	3	4	5	6	7	8	9	AB	R	H	RBI	BB	SO	LOB	BOTTOM				
Mookie Wilson, S (1, 8) OBP: 0.347, SLG: 0.462										4	2	2	0	0	0	5	San Francisco Giants @ New York Mets Shea Stadium, Flushing, NY Fri May 07 1982, 7:05 PM EDT Att: 16,782 - Unknown				
John Stearns, R (1, 2) OBP: 0.344, SLG: 0.484										3	0	2	0	0	0	0					
George Foster, R (1, 7) OBP: 0.279, SLG: 0.354 Ellis Valentine, R (8, 7) OBP: 0.263, SLG: 0.268										4	0	1	1	0	0	2					
Dave Kingman, R (1, 3) OBP: 0.314, SLG: 0.583 Mike Jorgensen, L (9, 3) OBP: 0.462, SLG: 0.300										4	1	1	1	0	1	1					
Gary Rajsich, L (1, 9) OBP: 0.281, SLG: 0.276 Joel Youngblood, R (7, 9) OBP: 0.246, SLG: 0.339										3	0	0	0	0	2	1					
Hubie Brooks, R (1, 5) OBP: 0.346, SLG: 0.315										4	0	1	0	0	0	0					
Wally Backman, S (1, 4) OBP: 0.394, SLG: 0.467 Tom Verzyer, R (9, 4) OBP: 0.500, SLG: 0.600										4	0	3	0	0	0	0					
Ron Gardenhire, R (1, 6) OBP: 0.337, SLG: 0.312										1	0	1	0	1	0	0					
Charlie Puleo, R (1, 1) OBP: 0.250, SLG: 0.143 Pete Falcone, L (9, 1) Neil Allen, R (9, 1) OBP: 1.000, SLG: 1.000										2	0	0	0	1	1	3					
Inning Stats	R: 2 E: 0 K: 1 S: 7	H: 3 LOB: 0 BB: 0 P: 7	R: 0 E: 0 K: 1 S: 7	H: 2 LOB: 2 BB: 0 P: 7	R: 0 E: 0 K: 1 S: 6	H: 1 LOB: 1 BB: 0 P: 6	R: 0 E: 0 K: 0 S: 3	H: 0 LOB: 1 BB: 1 P: 7	R: 1 E: 0 K: 0 S: 4	H: 1 LOB: 0 BB: 0 P: 4	R: 0 E: 0 K: 0 S: 5	H: 2 LOB: 3 BB: 1 P: 9	R: 0 E: 0 K: 1 S: 5	H: 1 LOB: 0 BB: 0 P: 5	R: 0 E: 0 K: 0 S: 3	H: 1 LOB: 0 BB: 0 P: 3		1B: 8 2B: 2 3B: 0 HR: 1	SF: 0 SAC: 2 DP: 2 HBP: 0	WP: 0 PB: 0 SB: 1 CS: 1	PA: 35
PITCHER	IP WLS BF H R ER SO BB IBB HBP BLK WP HR S P ERA WHIP																				
Bill Laskey, R (1, 1) ERA: 1.99	6.0 L 28 9 3 3 3 2 0 0 0 0 0 0 1 32 4.50 1.833																				
Fred Breining, R (7, 1) ERA: 3.32	2.0 6 2 0 0 1 0 0 0 0 0 0 0 8 8 0.00 1.000																				

Batter	1	2	3	4	5	6	7	8	9	AB	R	H	RBI	BB	SO	LOB	TOP		
Chili Davis, S OBP: 0.375, SLG: 0.423 (1, 8)	1-3		E3		K		BB 1B SF9	WP SF9	L4	6	2	2	2	0	1	2	San Francisco Giants @ New York Mets Shea Stadium, Flushing, NY Sat May 08 1982, 3:33 AM EDT Att: 17,448 - Unknown		
Joe Morgan, L OBP: 0.359, SLG: 0.370 (1, 4)	F7		F9		1B		BB 1B	SF9 WP 2B		4	1	2	0	1	0	2			
Tom O'Malley, L OBP: 0.600, SLG: 0.333 (1, 5)	F7		1-2		4-3		BB	SF9 2B		3	1	1	1	2	0	1			
Darrell Evans, L OBP: 0.368, SLG: 0.435 (1, 3)		5-3 BB	F8			F9	SF9	SF9		2	0	0	2	1	0	2			
Jack Clark, R OBP: 0.337, SLG: 0.326 (1, 9)	5-3			F9		5-3 1B	F3			5	0	2	2	0	0	3			
Milt May, L OBP: 0.281, SLG: 0.356 (1, 2)	P6			4-3		5-3		4-3		5	0	0	0	0	0	4			
Jim Wohlford, R OBP: 0.404, SLG: 0.615 (1, 7)	6-3					FC6-4 BB		BB 1B	F2	4	1	2	0	1	0	1			
Johnnie LeMaster, R OBP: 0.326, SLG: 0.250 (1, 6)			FC1-6 1B	P3		FC6-4		BB 1B	P4	5	1	2	0	0	0	3			
Al Holland, R Jim Barr, R Duane Kuiper, L Gary Lavelle, S Dave Bergman, L Jeffrey Leonard, R Greg Minton, S (1, 1) (3, PR) (3, 1) (7, PH) (7, 1) (8, PH) (8, PR) (8, 1)	FC1-6 F9 E 1B				5-3		K	1B WP BB	E5	1	0	0	0	0	0	1			
Inning Stats	R: 0 E: 0 K: 0 S: 3	H: 0 LOB: 0 BB: 0 P: 3	R: 0 E: 0 K: 0 S: 3	H: 0 LOB: 1 BB: 1 P: 7	R: 1 E: 1 K: 0 S: 6	H: 2 LOB: 2 BB: 0 P: 6	R: 0 E: 0 K: 0 S: 4	H: 1 LOB: 1 BB: 0 P: 4	R: 0 E: 0 K: 1 S: 6	H: 1 LOB: 2 BB: 1 P: 8	R: 1 E: 0 K: 1 S: 7	H: 2 LOB: 2 BB: 1 P: 11	R: 6 E: 0 K: 0 S: 7	H: 4 LOB: 2 BB: 3 P: 19	R: 0 E: 1 K: 0 S: 4	H: 0 LOB: 1 BB: 0 P: 4		1B: 9 2B: 2 3B: 0 HR: 0	SF: 2 SAC: 0 DP: 0 HBP: 0
PITCHER	IP WLS BF H R ER SO BB IBB HBP BLK WP HR S P ERA WHIP																		
Mike Scott, R ERA: 2.33 (1, 1)	6.1	29	7	2	1	2	2	0	0	0	0	0	0	31	39	1.42	1.421		
Jesse Orosco, L ERA: 2.35 (7, 1)	0.1	2	0	0	0	0	1	0	0	0	0	0	0	1	5	0.00	3.000		
Ed Lynch, R ERA: 3.57 (7, 1)	0.2	L	5	2	3	3	0	1	0	0	0	0	0	4	8	40.50	4.500		
Neil Allen, R ERA: 2.95 (8, 1)	0.2		6	2	3	3	0	1	1	0	0	1	0	4	12	40.50	4.500		
Craig Swan, R ERA: 2.16 (9, 1)	1.0		4	0	0	0	0	0	0	0	0	0	0	4	4	0.00	0.000		

Batter	1	2	3	4	5	6	7	8	9	AB	R	H	RBI	BB	SO	LOB	BOTTOM
Mookie Wilson, S OBP: 0.352, SLG: 0.458 (1, 8)	G3				P6			BB		3	0	1	2	1	0	0	San Francisco Giants @ New York Mets Shea Stadium, Flushing, NY Sat May 08 1982, 3:33 AM EDT Att: 17,448 - Unknown
John Stearns, R OBP: 0.330, SLG: 0.463 (1, 2)	6-3		F8		L6			K		4	0	0	0	0	1	3	
George Foster, R OBP: 0.270, SLG: 0.340 (1, 7)	F9			L5		P6		K		4	0	0	0	0	1	1	
Dave Kingman, R OBP: 0.312, SLG: 0.570 (1, 3)		BB 1B	K			6-3			F8	4	1	1	0	0	1	0	
Ellis Valentine, R OBP: 0.262, SLG: 0.267 (1, 9)		F8	F2			6-3			L4-3 1B	4	0	1	0	0	0	1	
Hubie Brooks, R OBP: 0.343, SLG: 0.304 (1, 5)		1B BB		5-3		5-3			L4-3	3	1	0	0	1	0	1	
Ron Gardenhire, R OBP: 0.337, SLG: 0.313 (1, 6)		1B 1B		F3		5-3				3	1	1	1	0	0	0	
Tom Verzyer, R OBP: 0.462, SLG: 0.538 (1, 4)		1B 1B		L6		K				3	0	1	0	0	1	0	
Mike Scott, R Jesse Orosco, R Ed Lynch, R Neil Allen, R Rusty Staub, R Craig Swan, R (1, 1) (7, 1) (7, 1) (8, 1) (8, PH) (9, 1)	K				K			F8		2	0	0	0	0	2	3	
Inning Stats	R: 0 E: 0 K: 0 S: 3	H: 0 LOB: 0 BB: 0 P: 3	R: 3 E: 0 K: 1 S: 9	H: 4 LOB: 2 BB: 1 P: 13	R: 0 E: 0 K: 1 S: 5	H: 0 LOB: 0 BB: 0 P: 5	R: 0 E: 0 K: 0 S: 3	H: 0 LOB: 0 BB: 0 P: 3	R: 0 E: 0 K: 1 S: 5	H: 0 LOB: 0 BB: 0 P: 5	R: 0 E: 0 K: 2 S: 7	H: 0 LOB: 1 BB: 1 P: 11	R: 0 E: 0 K: 0 S: 3	H: 1 LOB: 0 BB: 0 P: 3	1B: 5 2B: 1 3B: 0 HR: 0	SF: 0 SAC: 0 DP: 1 HBP: 0	
PITCHER	IP WLS BF H R ER SO BB IBB HBP BLK WP HR S P ERA WHIP																
Al Holland, L ERA: 3.76 (1, 1)	2.0	11	4	3	3	1	0	0	0	0	0	0	0	12	16	0.00	2.500
Jim Barr, R ERA: 3.04 (3, 1)	4.0	12	0	0	0	2	0	0	0	0	0	0	0	16	16	0.00	0.000
Gary Lavelle, L ERA: 2.7 (7, 1)	1.0	W	3	0	0	0	1	0	0	0	0	0	0	5	5	0.00	0.000
Greg Minton, R ERA: 1.35 (8, 1)	2.0		7	1	0	0	2	1	0	0	0	0	0	10	14	0.00	1.000

Batter	1	2	3	4	5	6	7	8	9	AB	R	H	RBI	BB	SO	LOB	TOP					
Chili Davis, S OBP: 0.376, SLG: 0.450 (1, 8)										5	1	2	3	0	1	1	San Francisco Giants @ New York Mets Shea Stadium, Flushing, NY Sun May 09 1982, 3:33 AM EDT Att: 15,008 - Unknown					
Johnnie LeMaster, R OBP: 0.322, SLG: 0.288 (1, 6)										4	1	1	1	0	2	1						
Tom O'Malley, L OBP: 0.667, SLG: 1.143 (1, 5)										4	1	3	1	0	0	0						
Jack Clark, R OBP: 0.333, SLG: 0.315 (1, 9)										3	0	0	0	1	1	2						
Darrell Evans, L OBP: 0.364, SLG: 0.438 (1, 3)										4	0	1	0	0	1	1						
Jim Wohlford, R OBP: 0.489, SLG: 0.586 (1, 7)										3	0	1	0	1	0	2						
Jeff Ransom, R OBP: 0.265, SLG: 0.167 (7, PH)										2	0	0	0	0	0	2						
Milt May, L OBP: 0.273, SLG: 0.344 (7, 2)										2	0	0	0	0	2	0						
Duane Kuiper, L OBP: 0.400, SLG: 0.386 (1, 4)										4	1	2	0	0	0	0						
Alan Fowlkes, R OBP: 0.273, SLG: 0.200 (6, 1)										2	1	1	0	0	0	1						
Gary Lavelle, S (6, 1)										1	0	0	0	0	0	0						
Fred Breining, R (8, 1)										0	0	0	0	0	0	0						
Joe Morgan, L OBP: 0.366, SLG: 0.370 (9, PH)										0	0	0	0	1	0	0						
Greg Minton, S (9, 1)										0	0	0	0	0	0	0						
Inning Stats	R: 0 E: 0 K: 2 S: 8	H: 1 LOB: 1 BB: 0 P: 8	R: 0 E: 0 K: 1 S: 4	H: 0 LOB: 0 BB: 1 P: 8	R: 0 E: 0 K: 0 S: 3	H: 1 LOB: 0 BB: 0 P: 3	R: 0 E: 0 K: 0 S: 4	H: 1 LOB: 1 BB: 0 P: 4	R: 4 E: 0 K: 0 S: 7	H: 5 LOB: 0 BB: 0 P: 7	R: 0 E: 0 K: 1 S: 5	H: 0 LOB: 0 BB: 0 P: 5	R: 0 E: 0 K: 1 S: 5	H: 0 LOB: 0 BB: 0 P: 5	R: 1 E: 0 K: 1 S: 7	H: 3 LOB: 2 BB: 1 P: 11	R: 0 E: 0 K: 1 S: 5	H: 0 LOB: 1 BB: 1 P: 9	1B: 6 2B: 2 3B: 0 HR: 3	SF: 0 SAC: 0 DP: 2 HBP: 0	WP: 1 PB: 0 SB: 0 CS: 2	PA: 37
PITCHER	IP WLS BF H R ER SO BB IBB HBP BLK WP HR S P ERA WHIP																					
Pete Falcone, L ERA: 3.95 (1, 1)	6.0	24	8	4	4	4	4	1	0	0	0	0	1	2	31	35	6.00	1.500				
Pat Zachry, R ERA: 5.5 (7, 1)	1.2	8	3	1	1	2	1	0	0	0	0	0	1	11	15	5.40	2.400					
Craig Swan, R ERA: 2.05 (8, 1)	1.1	W	5	0	0	0	1	1	0	0	0	0	0	6	10	0.00	0.750					

Batter	1	2	3	4	5	6	7	8	9	AB	R	H	RBI	BB	SO	LOB	BOTTOM					
Mookie Wilson, S OBP: 0.341, SLG: 0.444 (1, 8)										4	0	0	0	0	1	2	San Francisco Giants @ New York Mets Shea Stadium, Flushing, NY Sun May 09 1982, 3:33 AM EDT Att: 15,008 - Unknown					
Wally Backman, S OBP: 0.371, SLG: 0.438 (1, 4)										4	0	0	0	0	2	2						
Tom Verzyer, R OBP: 0.462, SLG: 0.538 (8, 4)										0	0	0	0	0	0	0						
Gary Rajsch, L OBP: 0.266, SLG: 0.281 (1, 9)										3	1	1	0	0	0	0						
Ellis Valentine, R OBP: 0.258, SLG: 0.262 (7, PH)										1	0	0	0	0	0	0						
Dave Kingman, R OBP: 0.310, SLG: 0.587 (1, 3)										4	1	1	2	0	1	0						
George Foster, R OBP: 0.286, SLG: 0.349 (1, 7)										3	1	2	0	0	1	0						
Ron Hodges, L OBP: 0.500, SLG: 0.588 (1, 2)										3	1	1	2	0	0	1						
John Stearns, R OBP: 0.327, SLG: 0.458 (8, PH)										1	0	0	0	0	0	1						
Hubie Brooks, R OBP: 0.348, SLG: 0.323 (1, 5)										4	1	2	0	0	1	0						
Ron Gardenhire, R OBP: 0.344, SLG: 0.321 (1, 6)										4	0	2	1	0	1	0						
Pete Falcone, L OBP: 0.125, SLG: 0.125 (1, 1)										2	0	1	0	0	0	1						
Joel Youngblood, R OBP: 0.241, SLG: 0.333 (6, PH)										1	0	0	0	0	1	2						
Pat Zachry, R (7, 1)										0	0	0	0	0	0	0						
Craig Swan, R (8, 1)										0	0	0	0	0	0	0						
Rusty Staub, L OBP: 0.240, SLG: 0.273 (9, PH)										1	1	1	1	0	0	0						
Inning Stats	R: 0 E: 0 K: 2 S: 7	H: 0 LOB: 0 BB: 0 P: 7	R: 0 E: 0 K: 1 S: 5	H: 0 LOB: 0 BB: 0 P: 5	R: 1 E: 0 K: 0 S: 5	H: 2 LOB: 1 BB: 0 P: 5	R: 2 E: 0 K: 2 S: 9	H: 2 LOB: 0 BB: 0 P: 9	R: 0 E: 0 K: 1 S: 6	H: 1 LOB: 1 BB: 0 P: 6	R: 2 E: 0 K: 1 S: 8	H: 4 LOB: 2 BB: 0 P: 9	R: 0 E: 0 K: 1 S: 5	H: 0 LOB: 0 BB: 0 P: 5	R: 0 E: 0 K: 0 S: 3	H: 1 LOB: 0 BB: 0 P: 3	R: 1 E: 0 K: 0 S: 3	H: 1 LOB: 0 BB: 0 P: 3	1B: 7 2B: 2 3B: 0 HR: 3	SF: 0 SAC: 0 DP: 2 HBP: 1	WP: 0 PB: 0 SB: 1 CS: 0	PA: 36
PITCHER	IP WLS BF H R ER SO BB IBB HBP BLK WP HR S P ERA WHIP																					
Alan Fowlkes, R ERA: 5.4 (1, 1)	5.0	23	7	5	5	6	0	0	0	0	0	0	0	13	13	0.00	1.286					
Gary Lavelle, L ERA: 2.37 (6, 1)	2.1	9	3	0	0	2	0	0	0	0	0	0	0	1	1	0.00	0.000					
Fred Breining, R ERA: 3.2 (8, 1)	0.2	1	0	0	0	0	0	0	0	0	0	0	0	1	1	0.00	0.000					
Greg Minton, R ERA: 1.74 (9, 1)	0.2	L	3	1	1	1	0	0	0	0	0	0	0	1	3	13.50	1.500					

AB	34
R	5
H	11
RBI	5
BB	3
SO	7
LOB	10




Batter	1	2	3	4	5	6	7	8	9	AB	R	H	RBI	BB	SO	LOB	TOP					
Alan Wiggins, S (1, 7) OBP: 0.321, SLG: 0.269										4	0	1	0	0	0	0	San Diego Padres @ New York Mets Shea Stadium, Flushing, NY Mon May 10 1982, 7:05 PM EDT Att: 9,670 - Unknown					
Juan Bonilla, R (1, 4) OBP: 0.325, SLG: 0.353										4	1	2	0	0	0	2						
Garry Templeton, S (1, 6) OBP: 0.273, SLG: 0.345										4	0	0	0	0	0	2						
Ruppert Jones, L (1, 8) OBP: 0.407, SLG: 0.505										4	0	1	0	0	0	0						
Sixto Lezcano, R (1, 9) OBP: 0.345, SLG: 0.500										3	1	1	1	0	1	0						
Terry Kennedy, L (1, 2) OBP: 0.293, SLG: 0.411										4	0	2	1	0	2	1						
Luis Salazar, R (1, 5) OBP: 0.261, SLG: 0.303										4	0	0	0	0	0	2						
Broderick Perkins, L (1, 3) OBP: 0.333, SLG: 0.279										3	0	0	0	0	0	0						
Chris Welsh, L (1, 1) Eric Show, R (9, 1) Gary Lucas, L (9, 1)										2	0	0	0	1	0	0						
Inning Stats	R: 0 E: 0 K: 0 S: 3	H: 0 LOB: 0 BB: 0 P: 3	R: 0 E: 0 K: 1 S: 5	H: 0 LOB: 0 BB: 0 P: 5	R: 0 E: 0 K: 0 S: 3	H: 0 LOB: 0 BB: 0 P: 3	R: 0 E: 0 K: 0 S: 3	H: 1 LOB: 0 BB: 0 P: 3	R: 0 E: 0 K: 1 S: 6	H: 1 LOB: 1 BB: 0 P: 6	R: 0 E: 0 K: 0 S: 3	H: 0 LOB: 0 BB: 0 P: 3	R: 1 E: 0 K: 1 S: 7	H: 2 LOB: 1 BB: 0 P: 7	R: 0 E: 0 K: 0 S: 4	H: 1 LOB: 2 BB: 1 P: 8	R: 1 E: 1 K: 0 S: 5	H: 2 LOB: 1 BB: 0 P: 5	1B: 6 2B: 1 3B: 0 HR: 0	SF: 1 SAC: 0 DP: 1 HBP: 0	WP: 0 PB: 0 SB: 1 CS: 0	PA: 34
PITCHER Randy Jones, L (1, 1) ERA: 2.6	IP: 9.0 WLS: W BF: 34 H: 7 R: 2 ER: 1 SO: 3 BB: 1 IBB: 0 HBP: 0 BLK: 0 WP: 0 HR: 0 S: 39 P: 43 ERA: 1.00 WHIP: 0.889															PITCHER						


AB	32
R	2
H	7
RBI	2
BB	1
SO	3
LOB	7



Batter	1	2	3	4	5	6	7	8	9	AB	R	H	RBI	BB	SO	LOB	BOTTOM					
Mookie Wilson, S (1, 8) OBP: 0.338, SLG: 0.453										4	1	1	0	0	0	0	San Diego Padres @ New York Mets Shea Stadium, Flushing, NY Mon May 10 1982, 7:05 PM EDT Att: 9,670 - Unknown					
John Stearns, R (1, 2) OBP: 0.324, SLG: 0.449										2	0	0	1	1	0	0						
Joel Youngblood, R (1, 9) OBP: 0.274, SLG: 0.367										3	0	2	0	1	0	0						
Dave Kingman, R (1, 3) OBP: 0.308, SLG: 0.570										3	0	0	0	1	1	3						
Ellis Valentine, R (1, 7) OBP: 0.258, SLG: 0.262										4	1	1	0	0	0	4						
Hubie Brooks, R (1, 5) OBP: 0.336, SLG: 0.310										4	0	0	0	0	3	1						
Ron Gardenhire, R (1, 6) OBP: 0.344, SLG: 0.314										2	0	0	0	1	0	0						
Rusty Staub, L (9, PH) OBP: 0.231, SLG: 0.261										1	0	0	0	0	0	1						
Tom Verzyr, R (1, 4) OBP: 0.438, SLG: 0.500										3	0	1	0	0	0	1						
George Foster, R (9, PH) OBP: 0.292, SLG: 0.349										0	0	0	0	1	0	0						
Wally Backman, S (9, FR) OBP: 0.371, SLG: 0.438										0	1	0	0	0	0	0						
Randy Jones, R (1, 1) OBP: 0.125, SLG: 0.125										3	0	0	0	0	2	2						
Bob Bailor, R (9, PH) OBP: 0.349, SLG: 0.400										1	0	1	2	0	0	0						
Inning Stats	R: 0 E: 1 K: 1 S: 5	H: 0 LOB: 2 BB: 2 P: 13	R: 0 E: 0 K: 2 S: 8	H: 1 LOB: 1 BB: 0 P: 8	R: 1 E: 0 K: 0 S: 4	H: 1 LOB: 0 BB: 0 P: 4	R: 0 E: 0 K: 1 S: 5	H: 0 LOB: 0 BB: 0 P: 5	R: 0 E: 0 K: 0 S: 3	H: 0 LOB: 0 BB: 0 P: 3	R: 0 E: 0 K: 0 S: 3	H: 1 LOB: 1 BB: 1 P: 7	R: 0 E: 0 K: 1 S: 5	H: 0 LOB: 1 BB: 1 P: 9	R: 0 E: 0 K: 0 S: 4	H: 1 LOB: 1 BB: 0 P: 4	R: 2 E: 0 K: 1 S: 6	H: 2 LOB: 2 BB: 1 P: 10	1B: 3 2B: 2 3B: 1 HR: 0	SF: 1 SAC: 0 DP: 1 HBP: 0	WP: 0 PB: 0 SB: 0 CS: 0	PA: 36
PITCHER Chris Welsh, L (1, 1) ERA: 6.94	IP: 8.0 WLS: L BF: 31 H: 4 R: 1 ER: 1 SO: 5 BB: 3 IBB: 1 HBP: 0 BLK: 0 WP: 0 HR: 0 S: 37 P: 53 ERA: 1.12 WHIP: 0.875															PITCHER						
Eric Show, R (9, 1) ERA: 0.95	0.1	2	1	1	1	1	0	0	0	0	0	4	4	27.00	3.000							
Gary Lucas, L (9, 1) ERA: 4.0	0.1	L	3	1	1	1	0	0	1	0	0	2	6	27.00	3.000							



Batter	1	2	3	4	5	6	7	8	9	AB	R	H	RBI	BB	SO	LOB	TOP			
Alan Wiggins, S (1, 7) OBP: 0.313, SLG: 0.267	0-3 K		0-0 G3			0-0 F7			0-0 1B	4	0	1	0	0	1	0	San Diego Padres @ New York Mets Shea Stadium, Flushing, NY Tue May 11 1982, 7:05 PM EDT Att: 9,924 - Unknown AB 30 R 0 H 4 RBI 0 BB 1 SO 4 LOB 12 			
Juan Bonilla, R (1, 4) OBP: 0.317, SLG: 0.345 Luis DeLeon, R (6, 1) OBP: 0.333, SLG: 0.667 Joe Lefebvre, L (9, PH) OBP: 0.276, SLG: 0.188	0-0 L4			0-0 P3		0-0 6-3			0-3 K	3	0	0	0	0	0	0				
Ruppert Jones, L (1, 8) OBP: 0.410, SLG: 0.500	0-3 K			4-0 BB					0-0 F7	3	0	1	0	1	1	1				
Sixto Lezcano, R (1, 9) OBP: 0.342, SLG: 0.491				0-0 P4					0-0 F9	4	0	1	0	0	0	3				
Terry Kennedy, L (1, 2) OBP: 0.284, SLG: 0.398				0-0 P4					0-0 F8	3	0	0	0	0	0	3				
Luis Salazar, R (1, 5) OBP: 0.254, SLG: 0.295									0-0 F5	3	0	0	0	0	1	2				
Broderick Perkins, L (1, 3) OBP: 0.321, SLG: 0.268									0-0 F7	3	0	0	0	0	0	1				
Mario Ramirez, R (1, 6) OBP: 0.500, SLG: 0.500									0-0 F2	3	0	1	0	0	0	0				
Juan Eichelberger, R (1, 1) Tim Flannery, L (6, PH) OBP: 0.368, SLG: 0.417									0-0 F7	1	0	0	0	0	0	1				
									0-0 F7	2	0	0	0	0	0	0				
Inning Stats	R: 0 E: 0 K: 2 S: 7	H: 0 LOB: 0 BB: 0 P: 7	R: 0 E: 0 K: 0 S: 4	H: 1 LOB: 1 BB: 0 P: 4	R: 0 E: 0 K: 0 S: 3	H: 1 LOB: 0 BB: 0 P: 3	R: 0 E: 0 K: 0 S: 3	H: 0 LOB: 1 BB: 1 P: 7	R: 0 E: 0 K: 0 S: 3	H: 0 LOB: 0 BB: 0 P: 3	R: 0 E: 0 K: 1 S: 6	H: 1 LOB: 1 BB: 0 P: 6	R: 0 E: 0 K: 0 S: 3	H: 0 LOB: 0 BB: 0 P: 3	R: 0 E: 0 K: 1 S: 6	H: 1 LOB: 1 BB: 0 P: 6	1B: 4 2B: 0 3B: 0 HR: 0	SF: 0 SAC: 0 DP: 1 HBP: 0	WP: 0 PB: 0 SB: 0 CS: 0	PA: 31
PITCHER Charlie Puleo, R (1, 1) ERA: 3.85	IP: 9.0 WLS: W BF: 31 H: 4 R: 0 ER: 0 SO: 4 BB: 1 IBB: 0 HBP: 0 BLK: 0 WP: 0 HR: 0 S: 38 P: 42 ERA: 0.00 WHIP: 0.556															PITCHER	IP: WLS: BF: H: R: ER: SO: BB: IBB: HBP: BLK: WP: HR: S: P: ERA: WHIP:			

Batter	1	2	3	4	5	6	7	8	9	AB	R	H	RBI	BB	SO	LOB	BOTTOM			
Mookie Wilson, S (1, 8) OBP: 0.336, SLG: 0.447	0-0 G3								0-0 F7	4	1	1	0	0	0	0	San Diego Padres @ New York Mets Shea Stadium, Flushing, NY Tue May 11 1982, 7:05 PM EDT Att: 9,924 - Unknown AB 31 R 6 H 7 RBI 5 BB 1 SO 3 LOB 7 			
John Stearns, R (1, 2) OBP: 0.321, SLG: 0.441	0-0 2B								0-0 4-3	4	1	1	0	0	0	1				
Joel Youngblood, R (1, 9) OBP: 0.288, SLG: 0.391	0-0 2B								0-0 5-3	4	2	2	1	0	0	0				
Dave Kingman, R (1, 3) OBP: 0.314, SLG: 0.604 Mike Jorgensen, L (9, 3) OBP: 0.462, SLG: 0.300	0-0 WP								0-0 G3	4	2	2	4	0	0	0				
Gary Rajsich, L (1, 7) OBP: 0.256, SLG: 0.250 Ellis Valentine, R (9, 7) OBP: 0.258, SLG: 0.262	0-0 4-3								0-0 3-1	4	0	0	0	0	0	1				
Hubie Brooks, R (1, 5) OBP: 0.342, SLG: 0.311	1-0 WP								0-0 G3	3	0	1	0	0	0	0				
Wally Backman, S (1, 4) ERA: 5.28 Tom Verzyer, R (7, 4) OBP: 0.438, SLG: 0.500	4-0 WP								0-0 4-3	2	0	0	0	1	1	1				
Ron Gardenhire, R (1, 6) OBP: 0.333, SLG: 0.303	0-0 F8								0-0 F8	3	0	0	0	0	0	3				
Charlie Puleo, R (1, 1) OBP: 0.182, SLG: 0.100									0-0 4-3	3	0	0	0	0	2	1				
Inning Stats	R: 3 E: 0 K: 0 S: 6	H: 3 LOB: 2 BB: 1 P: 11	R: 0 E: 0 K: 0 S: 3	H: 0 LOB: 0 BB: 0 P: 3	R: 0 E: 0 K: 0 S: 3	H: 0 LOB: 0 BB: 0 P: 3	R: 0 E: 0 K: 2 S: 8	H: 1 LOB: 1 BB: 0 P: 8	R: 3 E: 0 K: 0 S: 6	H: 3 LOB: 0 BB: 0 P: 6	R: 0 E: 0 K: 1 S: 5	H: 0 LOB: 0 BB: 0 P: 5	R: 0 E: 0 K: 0 S: 3	H: 0 LOB: 0 BB: 0 P: 3	R: 0 E: 0 K: 0 S: 3	H: 0 LOB: 0 BB: 0 P: 3		1B: 4 2B: 2 3B: 0 HR: 1	SF: 0 SAC: 0 DP: 0 HBP: 1	WP: 1 PB: 0 SB: 1 CS: 0
PITCHER Juan Eichelberger, R (1, 1) ERA: 1.56 Luis DeLeon, R (6, 1) ERA: 1.56	IP: 5.0 WLS: L BF: 24 H: 7 R: 6 ER: 6 SO: 2 BB: 1 IBB: 0 HBP: 1 BLK: 0 WP: 0 HR: 1 S: 26 P: 31 ERA: 10.80 WHIP: 1.600															PITCHER	IP: WLS: BF: H: R: ER: SO: BB: IBB: HBP: BLK: WP: HR: S: P: ERA: WHIP:			

Batter	1	2	3	4	5	6	7	8	9	AB	R	H	RBI	BB	SO	LOB	TOP										
Derrel Thomas, S (1,4) OBP: 0.467, SLG: 0.462	0-0 CS 1B		0-0 F7		0-0 F9 2B	0-0 F8		0-0 6-3	0-0 6-3	5	0	2	1	0	0	1											
Ken Landreau, L (1,8) OBP: 0.393, SLG: 0.398	0-0 P4		0-3 K		0-0 F9		0-0 G3	4-0 2H FC8-4 BB	4-0 FC8-4 BB	4	0	0	0	0	1	2											
Jose Morales, R (9, PH) OBP: 0.429, SLG: 0.200	1-2				2-3					0	0	0	0	1	0	0											
Dusty Baker Jr., R (1,7) OBP: 0.356, SLG: 0.483	0-0 1B		0-0 2B 3B		0-0 E5 BB		0-0 F7	0-0 FC8-4 1-2	0-0 FC8-4 1-2	5	1	2	0	0	0	2											
Pedro Guerrero, R (1,9) OBP: 0.393, SLG: 0.598	0-3 K		0-0 2B		4-0 1-2 BB		4-0 BB	0-3 K	0-3 K	3	0	1	1	2	2	2											
Steve Garvey, R (1,3) OBP: 0.262, SLG: 0.343			0-0 K		0-0 P3		0-0 F7			4	0	0	0	0	1	5											
Ron Cey, R (1,5) OBP: 0.358, SLG: 0.410			0-3 K		0-0 1B		0-0 P6		0-3 K	4	0	1	0	0	2	3											
Steve Yeager, R (1,2) OBP: 0.325, SLG: 0.410			0-0 1B 1B		0-0 P6		0-0 6-3		0-3 K	4	0	1	0	0	1	1											
Mark Belanger, R (1,6) OBP: 0.313, SLG: 0.333			0-0 1B		0-0 F8		0-0 P4		0-0 F7	4	0	1	0	0	0	1											
Burt Hooton, R (1,1) OBP: 0.111, SLG: 0.167			0-0 F9		0-3 K		4-0 BB		0-0 WP 6-3 2B	2	0	0	0	0	1	3											
Jay Johnstone, L (6, PH)										0	0	0	0	1	0	0											
Terry Forster, L (6, 1)										0	0	0	0	0	0	0											
Bill Russell, R (9, PH) OBP: 0.398, SLG: 0.352										1	1	1	0	0	0	0											
Inning Stats	R: 0 E: 0 K: 1 S: 6	H: 2 LOB: 1 BB: 0 P: 6	R: 0 E: 0 K: 1 S: 7	H: 2 LOB: 2 BB: 0 P: 7	R: 1 E: 0 K: 2 S: 9	H: 2 LOB: 1 BB: 0 P: 9	R: 0 E: 0 K: 1 S: 6	H: 1 LOB: 1 BB: 0 P: 6	R: 0 E: 0 K: 0 S: 5	H: 0 LOB: 1 BB: 1 P: 7	R: 0 E: 0 K: 0 S: 3	H: 0 LOB: 1 BB: 1 P: 7	R: 0 E: 0 K: 2 S: 7	H: 0 LOB: 0 BB: 0 P: 7	R: 0 E: 0 K: 1 S: 6	H: 1 LOB: 1 BB: 1 P: 10	1B: 5 2B: 3 3B: 1 HR: 0	SF: 0 SAC: 0 DP: 0 HBP: 0	WP: 1 PA: 40 PB: 0 SB: 0 CS: 1								
PITCHER	IP	WLS	BF	H	R	ER	SO	BB	IBB	HBP	BLK	WP	HR	S	P	ERA	WHIP										
Pete Falcone, L (1,1) ERA: 3.53	8.1	W	38	9	2	2	7	4	0	0	0	1	0	48	64	2.16	1.560										
Neil Allen, R (9,1) ERA: 2.64	0.2	S	2	0	0	0	1	0	0	0	0	0	0	4	4	0.00	0.000										

Los Angeles Dodgers @ New York Mets
Shea Stadium, Flushing, NY
Thu May 13 1982, 7:05 PM EDT
Att: 18,013 - Unknown

AB 36
R 2
H 9
RBI 2
BB 4
SO 8
LOB 20



Batter	1	2	3	4	5	6	7	8	9	AB	R	H	RBI	BB	SO	LOB	BOTTOM										
Mookie Wilson, S (1,8) OBP: 0.331, SLG: 0.438	0-0 F7	0-3 K		0-0 CS 1B	0-0 1-3			0-0 F9		5	0	1	0	0	1	1											
John Stearns, R (1,2) OBP: 0.342, SLG: 0.458	0-0 1B 1B 1B	0-0 1B 1B		0-0 F8 1B 1-2 1B	0-3 K			0-0 S 1B		5	2	4	0	0	1	0											
Joel Youngblood, R (1,9) OBP: 0.282, SLG: 0.377	0-0 F9	0-0 F8		0-0 F8 1B 1-2 1B		0-0 5-3		0-0 F8 1-2		5	1	1	0	0	0	4											
Dave Kingman, R (1,3) OBP: 0.312, SLG: 0.591	0-0 1B 1B 1-2 1B	0-3 K		0-0 F8 1-2 2-3		0-3 K		0-0 1-3		4	1	1	0	0	2	4											
George Foster, R (1,7) OBP: 0.298, SLG: 0.349	0-0 1B 1-2 2-3 1B			0-0 F5	4-0 1B 1B 1B			0-0 1-3		3	0	1	0	1	0	0											
Bob Bailor, R (7,7) OBP: 0.349, SLG: 0.400				0-0 1B 1B	IBB					0	0	0	0	0	0	0											
Hubie Brooks, R (1,5) OBP: 0.355, SLG: 0.327	0-0 BB 1B			0-0 BB 1B	0-0 FC5 1B 1-2 2H 3H 1B			0-0 3-1		4	0	3	4	0	0	0											
Wally Backman, S (1,4) OBP: 0.395, SLG: 0.433	0-0 BB BB BB			4-0 BB 1B				0-0 F9		1	0	1	0	2	0	0											
Tom Verzyer, R (7,4) OBP: 0.412, SLG: 0.471	0-0 1-2 BB			0-0 BB 1-2 1B	1-2 2-3 1B			0-0 4-3		1	0	0	0	0	0	0											
Ron Gardenhire, R (1,6) OBP: 0.320, SLG: 0.290	0-0 5-3			0-0 K 2-3	0-0 FC5			0-0 K		4	0	0	0	0	1	8											
Pete Falcone, L (1,1) OBP: 0.167, SLG: 0.167				0-0 1B 1B	0-3 K			0-3 K		4	0	1	0	0	2	2											
Neil Allen, R (9,1) OBP: 1.000, SLG: 1.000				0-0 K						0	0	0	0	0	0	0											
Inning Stats	R: 2 E: 0 K: 0 S: 7	H: 4 LOB: 3 BB: 1 P: 11	R: 0 E: 0 K: 2 S: 9	H: 2 LOB: 0 BB: 0 P: 9	R: 0 E: 0 K: 1 S: 6	H: 1 LOB: 2 BB: 1 P: 10	R: 2 E: 0 K: 0 S: 7	H: 5 LOB: 3 BB: 1 P: 11	R: 0 E: 0 K: 2 S: 7	H: 0 LOB: 0 BB: 0 P: 7	R: 0 E: 0 K: 1 S: 5	H: 0 LOB: 0 BB: 0 P: 5	R: 0 E: 0 K: 0 S: 3	H: 0 LOB: 0 BB: 0 P: 3	R: 0 E: 0 K: 1 S: 6	H: 1 LOB: 1 BB: 0 P: 6	1B: 13 2B: 0 3B: 0 HR: 0	SF: 0 SAC: 0 DP: 0 HBP: 0	WP: 0 PA: 39 PB: 0 SB: 1 CS: 1								
PITCHER	IP	WLS	BF	H	R	ER	SO	BB	IBB	HBP	BLK	WP	HR	S	P	ERA	WHIP										
Burt Hooton, R (1,1) ERA: 4.94	5.0	L	29	12	4	4	5	2	0	0	0	0	0	36	48	7.20	2.800										
Terry Forster, L (6,1) ERA: 5.4	3.0		10	1	0	0	2	0	0	0	0	0	0	14	14	0.00	0.333										

Los Angeles Dodgers @ New York Mets
Shea Stadium, Flushing, NY
Thu May 13 1982, 7:05 PM EDT
Att: 18,013 - Unknown

AB 36
R 4
H 13
RBI 4
BB 3
SO 7
LOB 19



Batter	1	2	3	4	5	6	7	8	9	AB	R	H	RBI	BB	SO	LOB	TOP					
Derrel Thomas, S (1,4) OBP: 0.500, SLG: 0.556	F9	2H 1B			G6-3 1B			1-6-3	2B	5	0	3	0	0	0	0						
Bill Russell, R (1,6) OBP: 0.388, SLG: 0.354	F9 BB 1B		L1		G6-3 1-2			1B 1B	F9	5	1	2	0	0	0	2						
Dusty Baker Jr., R (1,7) OBP: 0.360, SLG: 0.504	1-2 BB		5-3			HR		F7		3	1	1	1	1	0	1						
Pedro Guerrero, R (1,9) OBP: 0.388, SLG: 0.587	F9 2-3		F7			6-3		1B 1B	1B 1B	4	1	1	0	0	0	2						
Ron Cey, R (1,5) OBP: 0.362, SLG: 0.413	L5					L3		1B 1B	1-3 2H	4	0	2	1	0	0	2						
Steve Garvey, R (1,3) OBP: 0.288, SLG: 0.343		2B SF7 1B		F8		G3		1B	1B	3	1	1	0	1	0	1						
Steve Yeager, R (1,2) OBP: 0.341, SLG: 0.442		1-3 1B 2B		L6			F7	1B	1-2 2H 3H	4	0	2	1	0	0	1						
Ken Landreaux, L (1,8) OBP: 0.380, SLG: 0.383		P6		K			3-1			4	0	0	0	0	2	3						
Fernando Valenzuela, L (1,1) OBP: 0.120, SLG: 0.087		SF7 3H			1-3		P6		4-3	3	0	0	1	0	0	0						
Inning Stats	R: 0 E: 0 K: 0 S: 4	H: 1 LOB: 2 BB: 1 P: 8	R: 1 E: 0 K: 0 S: 5	H: 3 LOB: 2 BB: 0 P: 5	R: 0 E: 0 K: 1 S: 3	H: 0 LOB: 0 BB: 0 P: 3	R: 0 E: 0 K: 1 S: 6	H: 1 LOB: 1 BB: 0 P: 6	R: 0 E: 0 K: 0 S: 3	H: 1 LOB: 0 BB: 0 P: 3	R: 1 E: 0 K: 0 S: 4	H: 1 LOB: 0 BB: 0 P: 4	R: 0 E: 0 K: 0 S: 3	H: 0 LOB: 0 BB: 0 P: 3	R: 2 E: 0 K: 0 S: 6	H: 4 LOB: 2 BB: 1 P: 10	R: 0 E: 0 K: 1 S: 6	H: 1 LOB: 1 BB: 0 P: 6	1B: 9 2B: 2 3B: 0 HR: 1	SF: 1 SAC: 0 DP: 1 HBP: 0	WP: 0 PB: 0 SB: 0 CS: 0	PA: 38
PITCHER	IP	WLS	BF	H	R	ER	SO	BB	IBB	HBP	BLK	WP	HR	S	P	ERA	WHIP					
Randy Jones, L (1,1) ERA: 2.89	8.0	L	34	11	4	4	1	1	1	0	0	0	1	34	42	4.50	1.500					
Craig Swan, R (9,1) ERA: 1.98	1.0		4	1	0	0	1	0	0	0	0	0	0	6	6	0.00	1.000					

Los Angeles Dodgers @ New York Mets
Shea Stadium, Flushing, NY
Fri May 14 1982, 7:05 PM EDT
Att: 50,360 - Unknown

AB 35
R 4
H 12
RBI 4
BB 2
SO 2
LOB 12





Batter	1	2	3	4	5	6	7	8	9	AB	R	H	RBI	BB	SO	LOB	BOTTOM					
Mookie Wilson, S (1,8) OBP: 0.329, SLG: 0.429	K		FC1-6 CS 1-2			G3 1B BB		F8		3	1	0	0	1	1	1						
John Stearns, R (1,2) OBP: 0.339, SLG: 0.459	2B		K 1-2			G3			5-3	4	0	1	0	0	1	2						
Joel Youngblood, R (1,9) OBP: 0.293, SLG: 0.397	6-3				1B 2B				P4	4	0	2	1	0	0	1						
Dave Kingman, R (1,3) OBP: 0.310, SLG: 0.580	5-3			2H 1B		K			P6	4	0	1	0	0	1	2						
George Foster, R (1,7) OBP: 0.291, SLG: 0.339		5-3		6-3				K		3	0	0	0	0	1	0						
Hubie Brooks, R (1,5) OBP: 0.346, SLG: 0.318		4-3				K		F8		3	0	0	0	0	1	0						
Bob Bailor, R (1,4) OBP: 0.364, SLG: 0.429						G6-4-3 1B		1-3		3	0	2	0	0	0	0						
Ron Gardenhire, R (1,6) OBP: 0.311, SLG: 0.281		F8				G6-4-3 1-2		1-3		3	0	0	0	0	0	2						
Randy Jones, R (1,1) OBP: 0.167, SLG: 0.167									F8	2	0	1	0	0	1	0						
Ellis Valentine, R (8,PH) OBP: 0.254, SLG: 0.258										1	0	0	0	0	0	0						
Craig Swan, R (9,1) ERA: 1.98			FC1-6 1B			K				0	0	0	0	0	0	0						
Inning Stats	R: 0 E: 0 K: 1 S: 6	H: 1 LOB: 1 BB: 0 P: 6	R: 0 E: 0 K: 0 S: 4	H: 1 LOB: 0 BB: 0 P: 4	R: 0 E: 0 K: 1 S: 5	H: 1 LOB: 0 BB: 0 P: 5	R: 0 E: 0 K: 0 S: 3	H: 2 LOB: 0 BB: 0 P: 3	R: 0 E: 0 K: 1 S: 5	H: 1 LOB: 0 BB: 0 P: 5	R: 1 E: 0 K: 2 S: 8	H: 1 LOB: 1 BB: 1 P: 12	R: 0 E: 0 K: 1 S: 5	H: 0 LOB: 0 BB: 0 P: 5	R: 0 E: 0 K: 0 S: 3	H: 0 LOB: 0 BB: 0 P: 3	R: 0 E: 0 K: 0 S: 3	H: 0 LOB: 0 BB: 0 P: 3	1B: 4 2B: 3 3B: 0 HR: 0	SF: 0 SAC: 0 DP: 1 HBP: 0	WP: 0 PB: 0 SB: 0 CS: 1	PA: 31
PITCHER	IP	WLS	BF	H	R	ER	SO	BB	IBB	HBP	BLK	WP	HR	S	P	ERA	WHIP					
Fernando Valenzuela, L (1,1) ERA: 2.43	9.0	W	31	7	1	1	6	1	0	0	0	0	0	42	46	1.00	0.889					

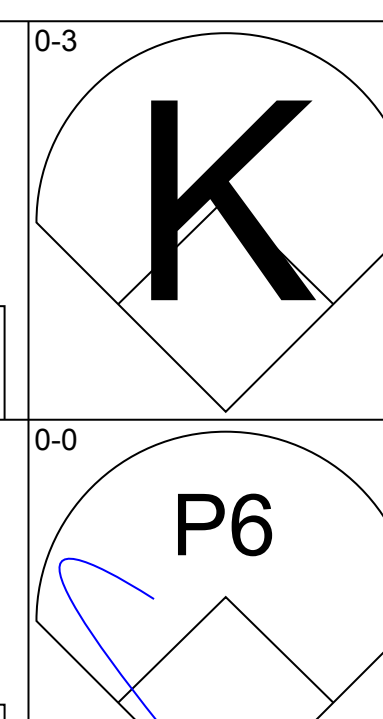
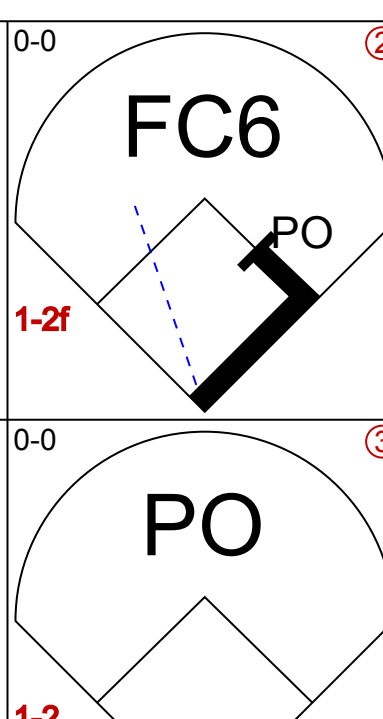
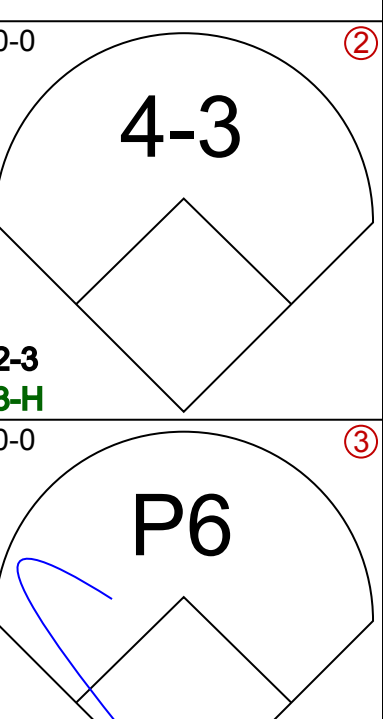
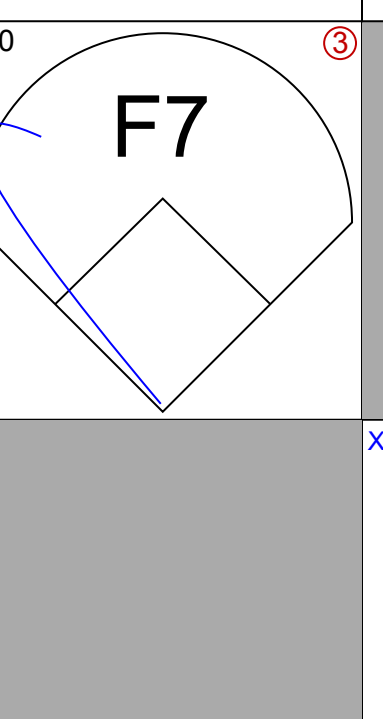
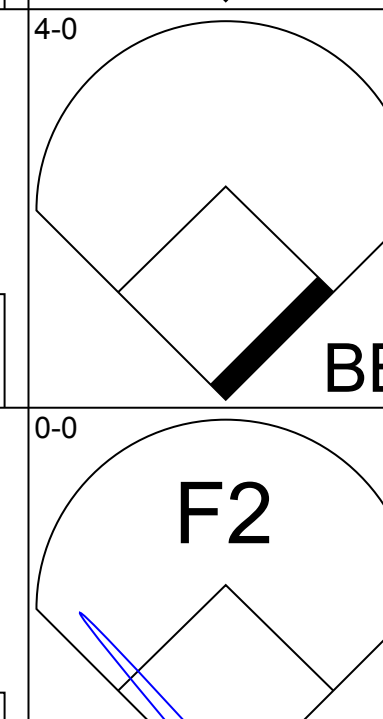

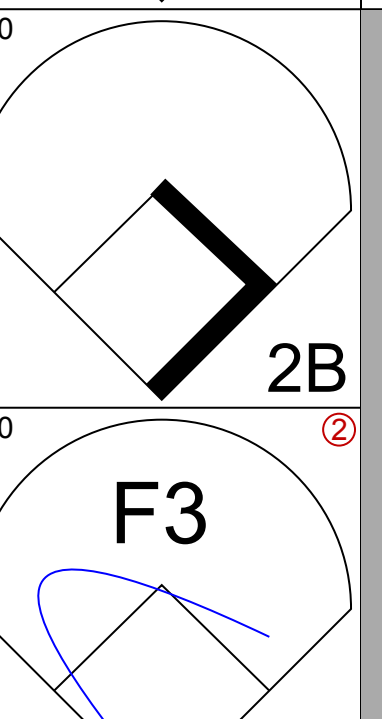



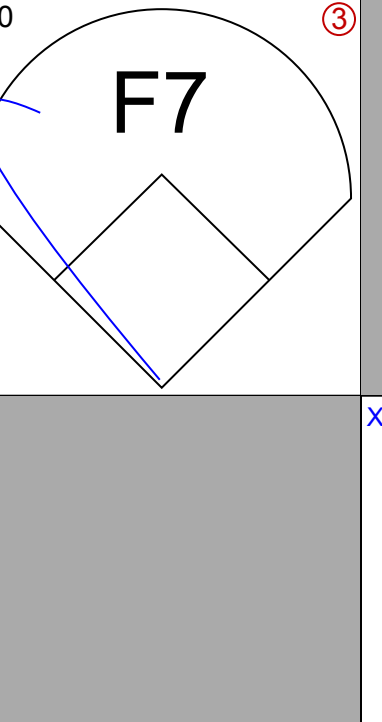
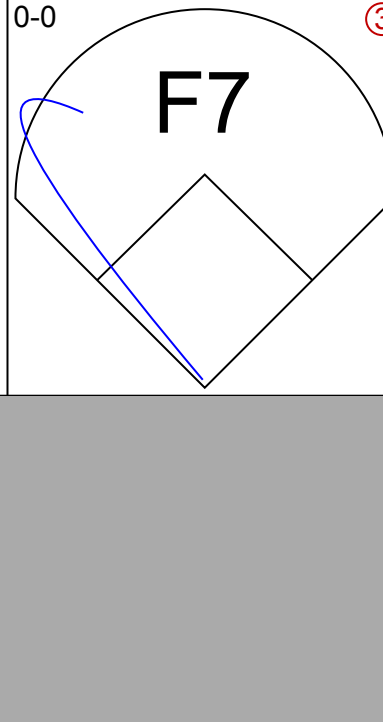





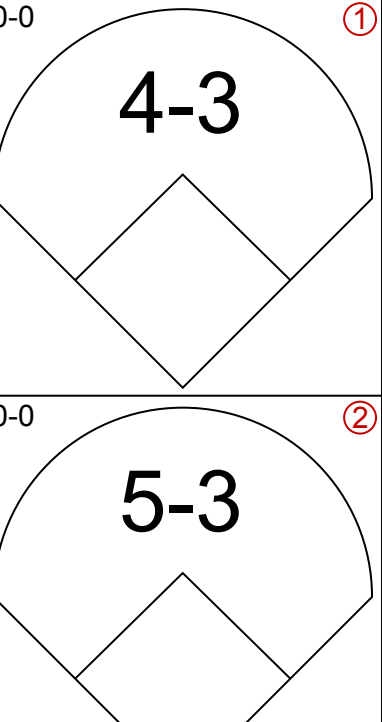
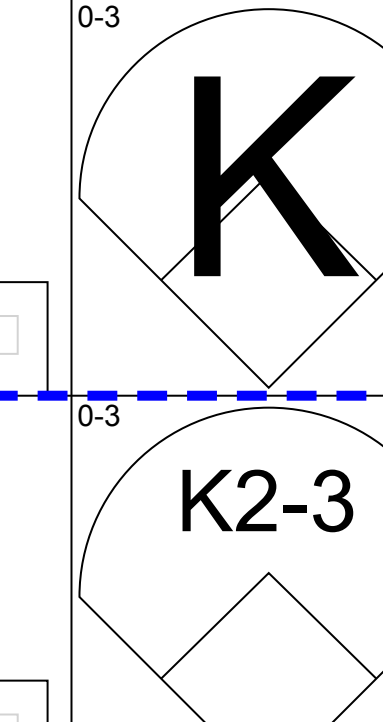
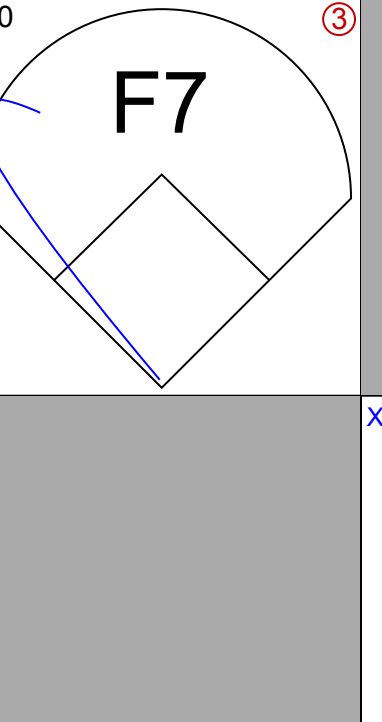
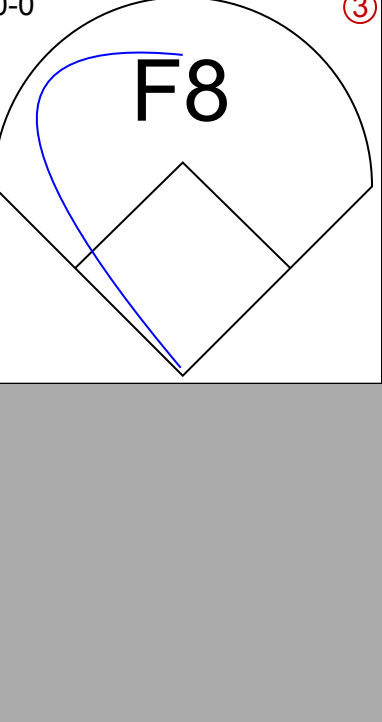
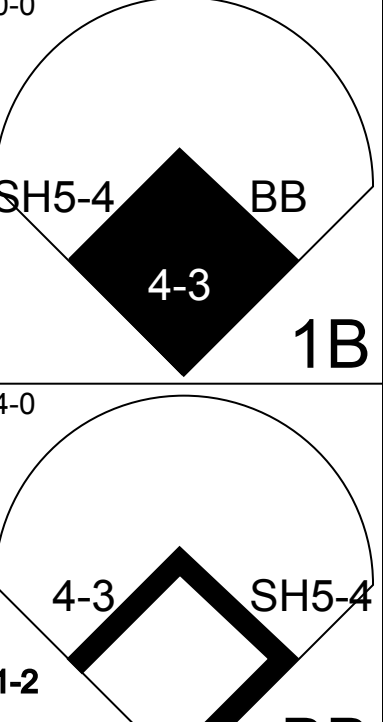
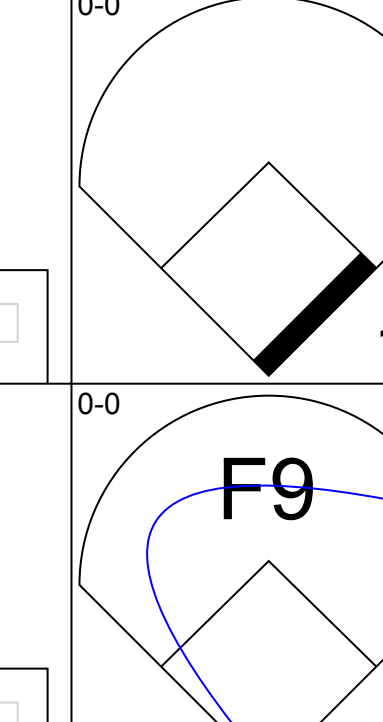
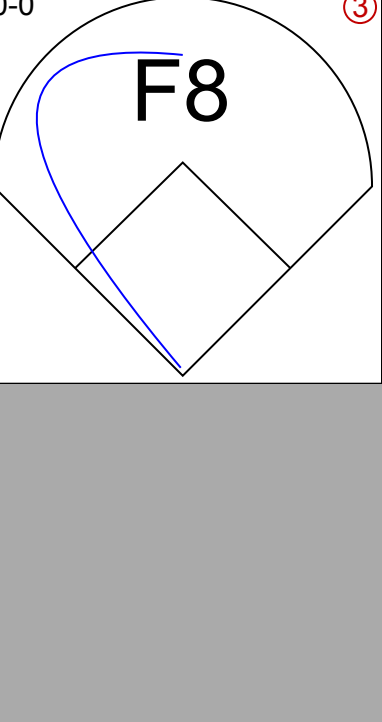
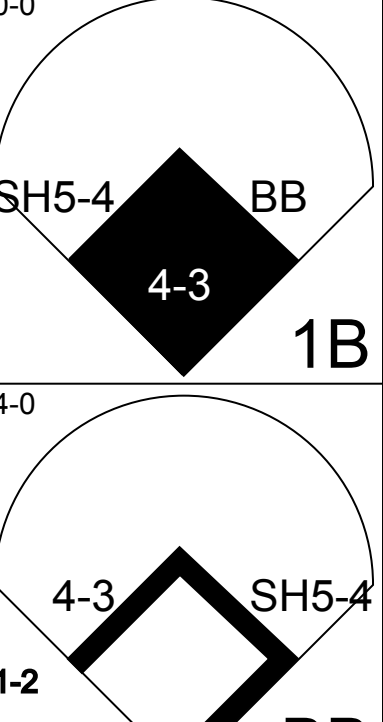
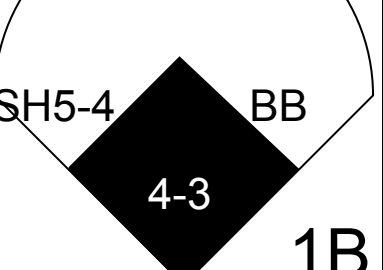
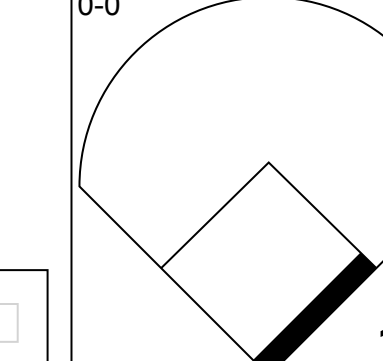
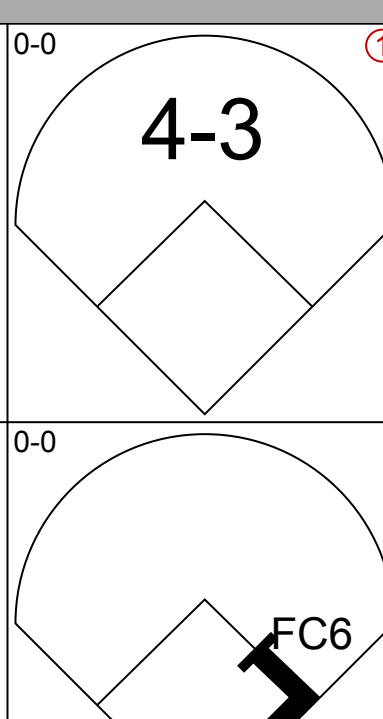
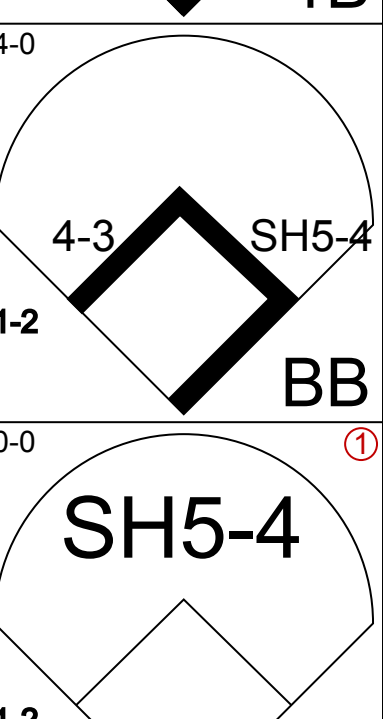
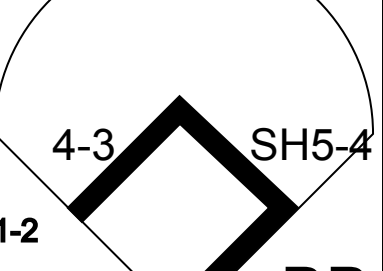
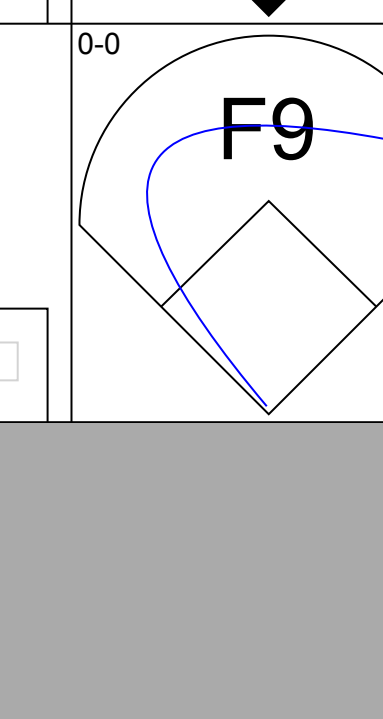
Los Angeles Dodgers @ New York Mets
Shea Stadium, Flushing, NY
Fri May 14 1982, 7:05 PM EDT
Att: 50,360 - Unknown

AB 30
R 1
H 7
RBI 1
BB 1
SO 6
LOB 8



Batter	1	2	3	4	5	6	7	8	9	AB	R	H	RBI	BB	SO	LOB	TOP								
Derrel Thomas, S (1, 4) OBP: 0.458, SLG: 0.476	5-3		G1-6-3 BB		E6 3-1		4-3			3	0	0	0	1	0	0	Los Angeles Dodgers @ New York Mets Shea Stadium, Flushing, NY Sat May 15 1982, 7:05 PM EDT Att: 29,235 - Unknown 								
Rick Monday, L (1, 9) OBP: 0.464, SLG: 0.564	F S 1B BB		G1-6-3 1-2		3-1		FC5-4 1B			3	1	1	0	1	0	2									
Dusty Baker Jr., R (1, 7) OBP: 0.357, SLG: 0.496	P4				5-3		FC5-4 1-2			4	1	1	0	0	0	3									
Pedro Guerrero, R (1, 8) OBP: 0.392, SLG: 0.608	1-H 1B				HR 1B		6-3		P4	4	1	2	3	0	0	0									
Ron Cey, R (1, 5) OBP: 0.352, SLG: 0.400	F9				6-3		6-3		F7	4	0	0	0	0	0	1									
Steve Garvey, R (1, 3) OBP: 0.286, SLG: 0.340					K		2B 1B		F9	4	1	1	0	0	1	0									
Mike Scioscia, L (1, 2) OBP: 0.330, SLG: 0.247					1B		1-H 2B		6-3	4	0	2	1	0	0	0									
Bill Russell, R (1, 6) OBP: 0.385, SLG: 0.340					5-3		6-3		5-3	4	0	0	0	0	0	2									
Ted Power, R (1, 1) OBP: 0.298, SLG: 0.339					F2		G3		6-3	0	0	0	0	0	0	0									
Jay Johnstone, L (3, PH) Dave Stewart, R (3, 1) Alejandro Pena, R (5, 1) Ken Landreaux, L (7, PH) Steve Howe, L (7, 1) Jorge Orta, L (9, PH)										1	0	0	0	0	0	0									
Inning Stats	R: 1 E: 0 K: 0 S: 4	H: 1 LOB: 1 BB: 1 P: 8	R: 0 E: 0 K: 0 S: 3	H: 0 LOB: 0 BB: 0 P: 3	R: 0 E: 0 K: 1 S: 2	H: 0 LOB: 0 BB: 1 P: 6	R: 2 E: 0 K: 1 S: 8	H: 3 LOB: 1 BB: 0 P: 8	R: 0 E: 1 K: 1 S: 6	H: 0 LOB: 1 BB: 0 P: 6	R: 1 E: 0 K: 0 S: 5	H: 2 LOB: 1 BB: 0 P: 5	R: 0 E: 0 K: 0 S: 4	H: 1 LOB: 1 BB: 0 P: 4	R: 0 E: 0 K: 0 S: 3	H: 0 LOB: 0 BB: 0 P: 3	R: 0 E: 0 K: 0 S: 3	H: 0 LOB: 0 BB: 0 P: 3	1B: 5 2B: 1 3B: 0 HR: 1	SF: 0 SAC: 0 DP: 1 HBP: 0	WP: 0 PB: 0 SB: 1 CS: 0	PA: 36			
PITCHER	IP WLS BF H R ER SO BB IBB HBP BLK WP HR S P ERA WHIP																								
Charlie Puleo, R (1, 1) ERA: 3.72	4.0		17	4	3	2	1	2	0	0	0	0	0	0	1	17	25	4.50	1.500						
Pat Zachry, R (5, 1) ERA: 5.45	4.0	W	16	3	1	1	1	0	0	0	0	0	0	0	0	18	18	2.25	0.750						
Neil Allen, R (9, 1) ERA: 2.7	1.0	S	3	0	0	0	0	0	0	0	0	0	0	0	0	3	3	0.00	0.000						

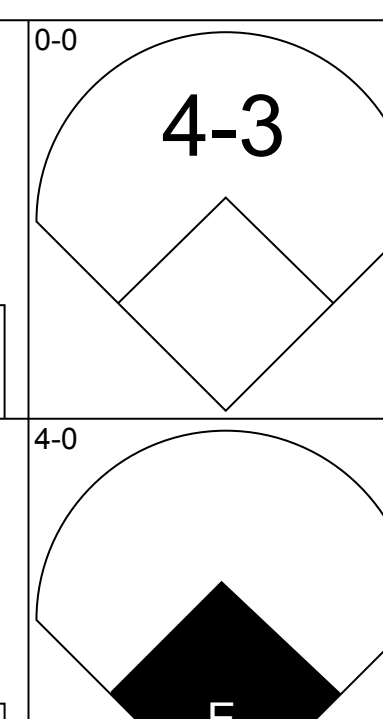
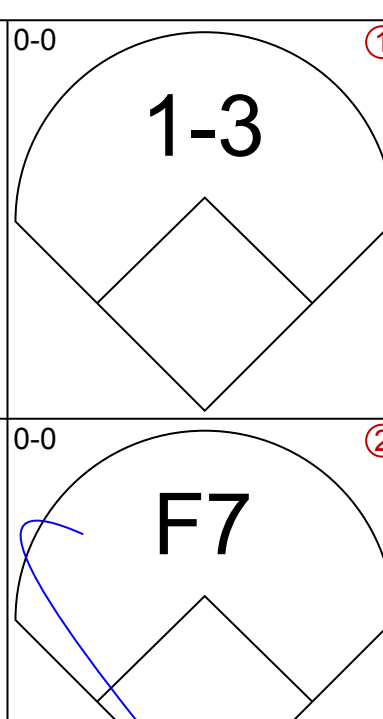

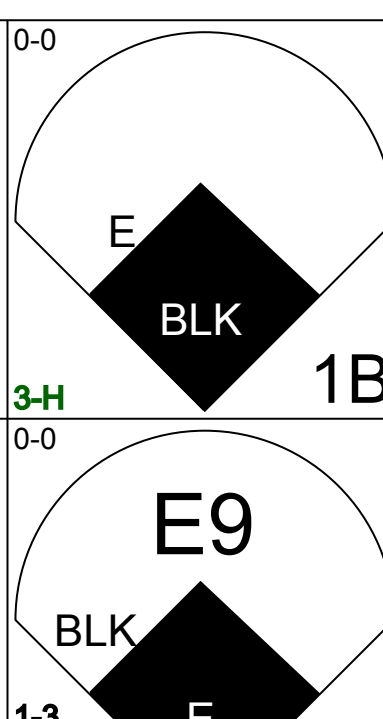
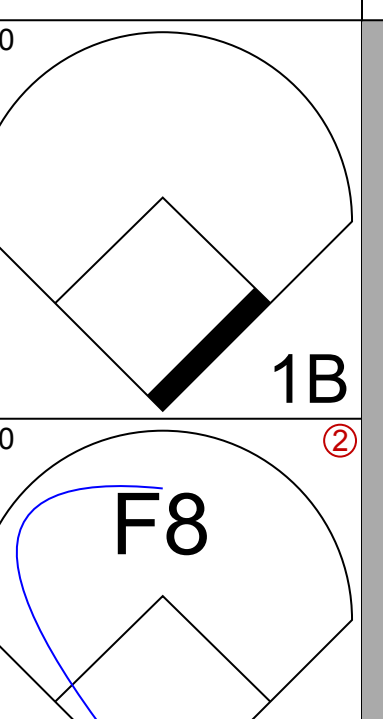
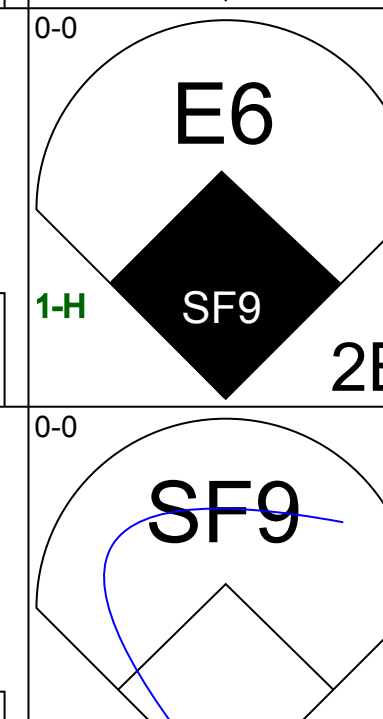

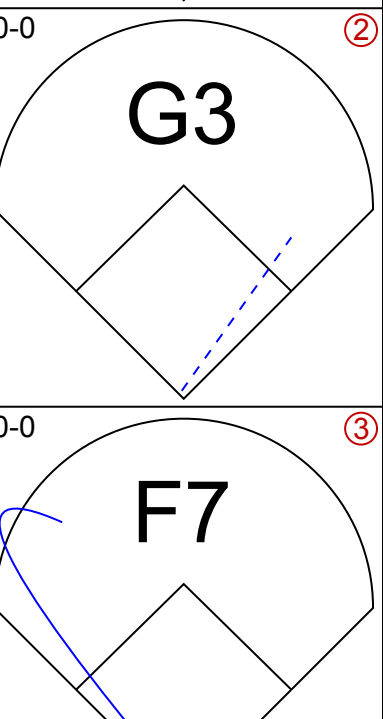
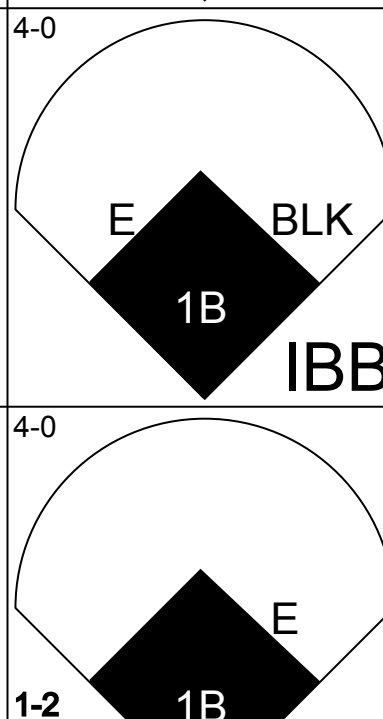
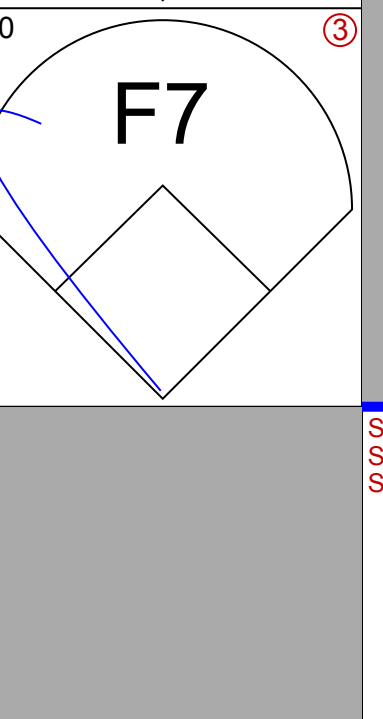
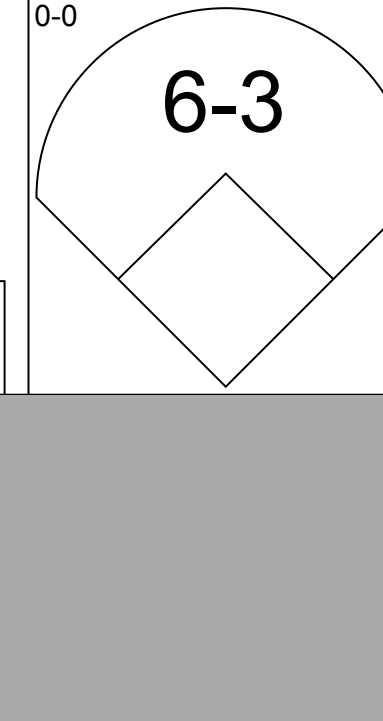


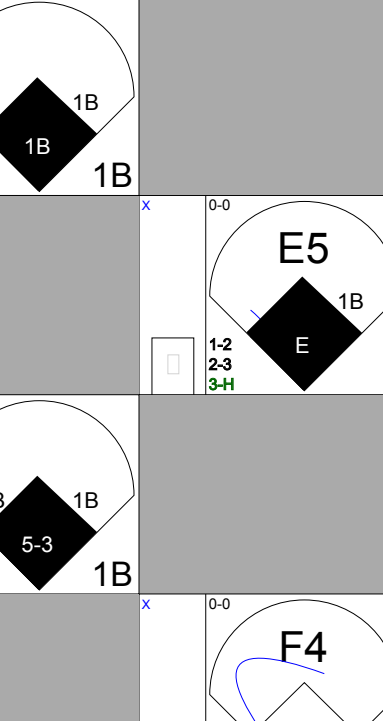


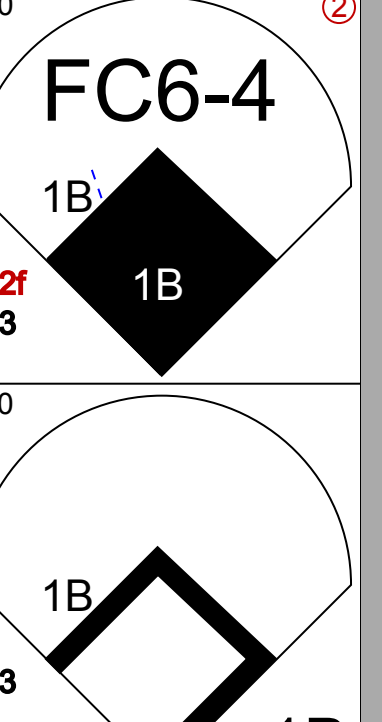

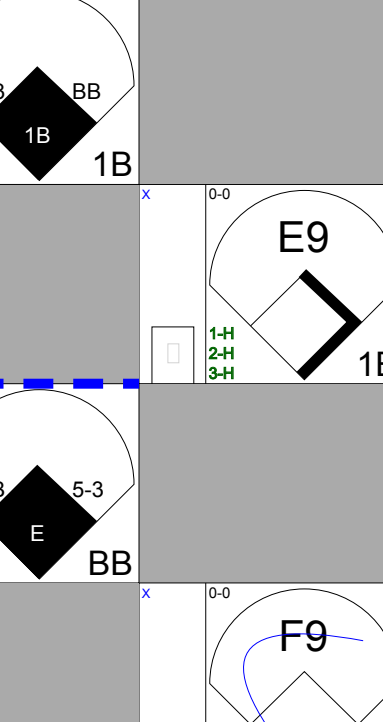

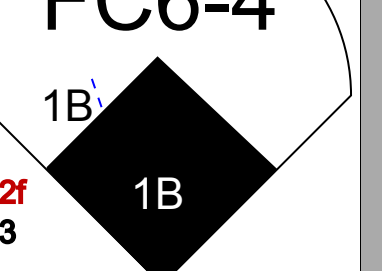
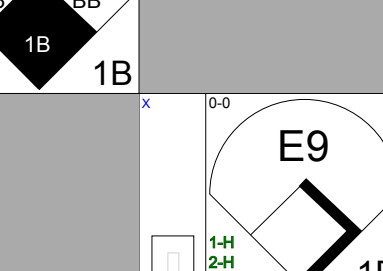


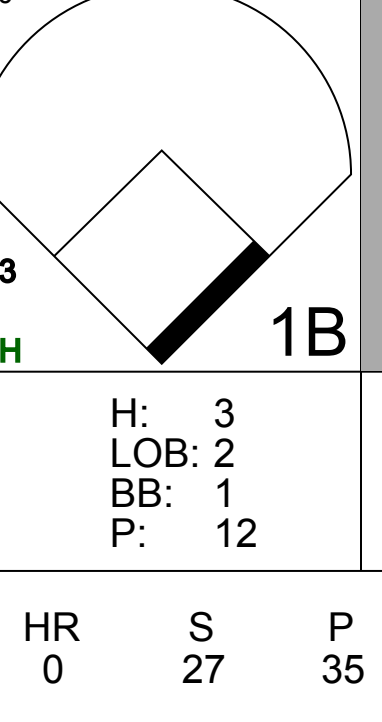
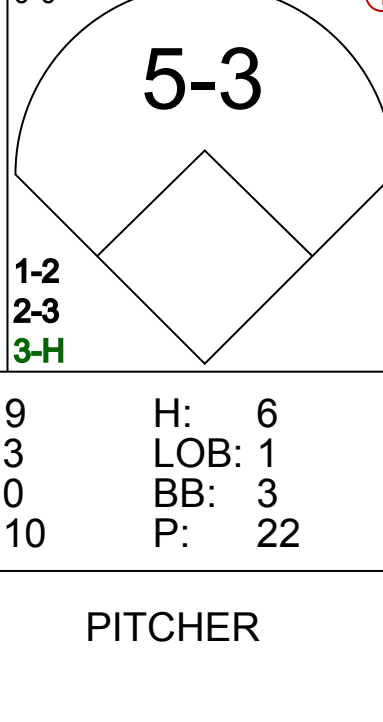
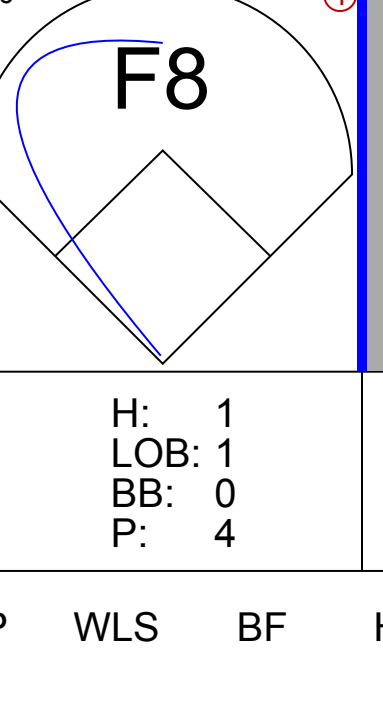
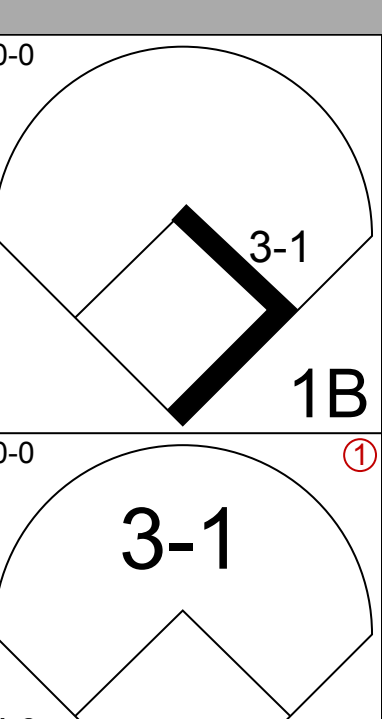
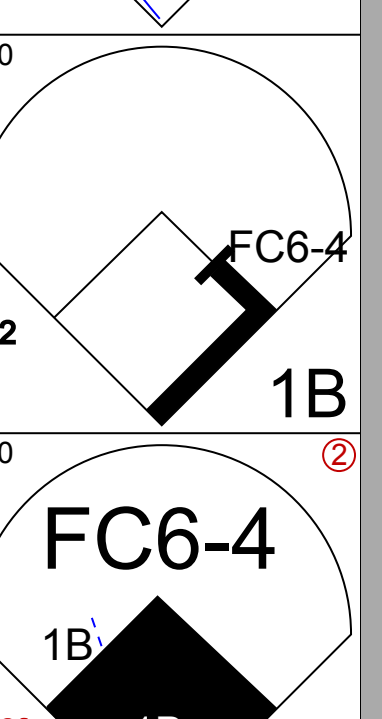
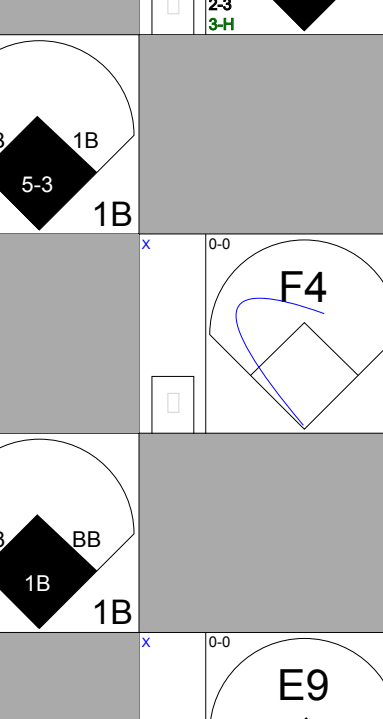

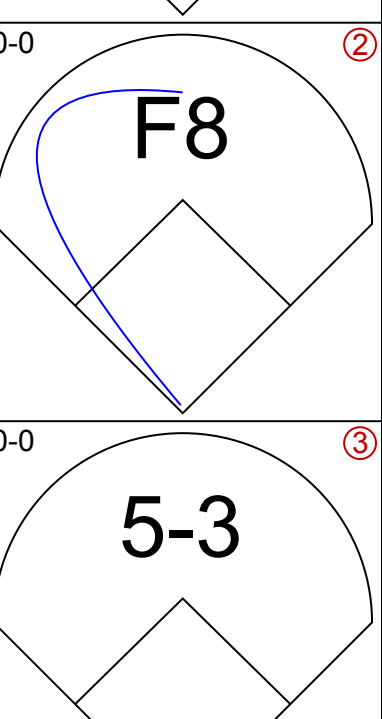
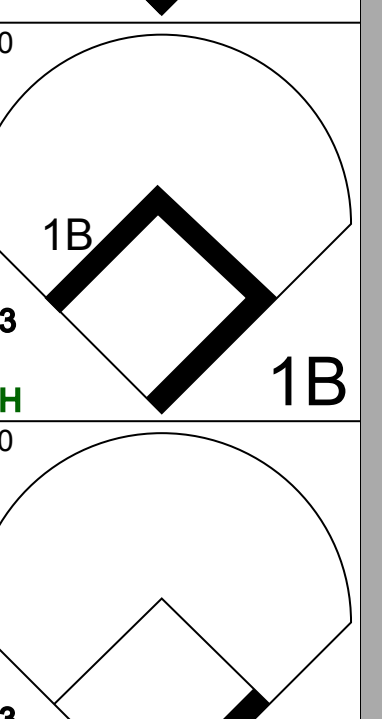

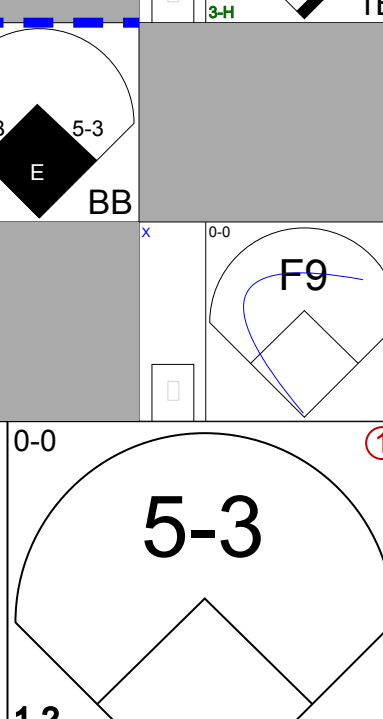
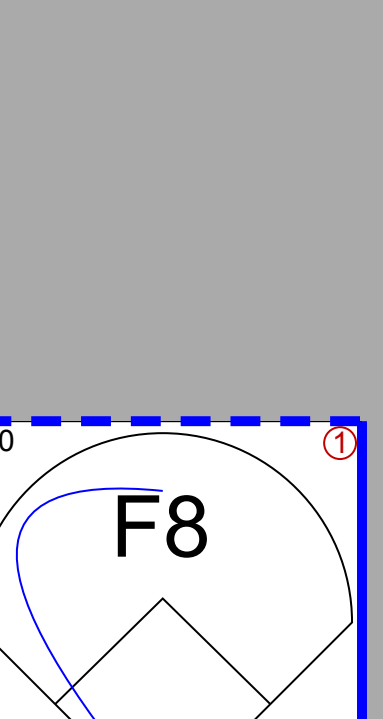
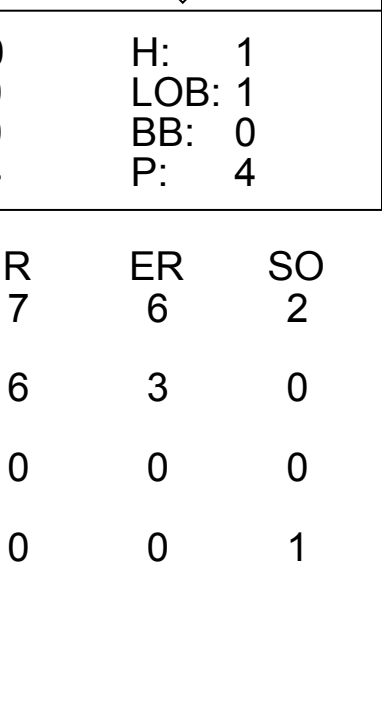
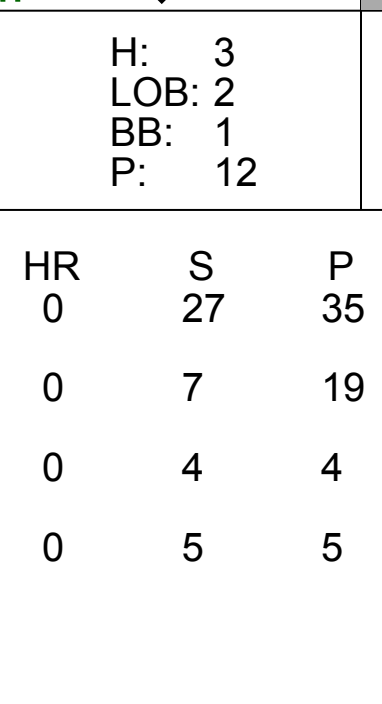
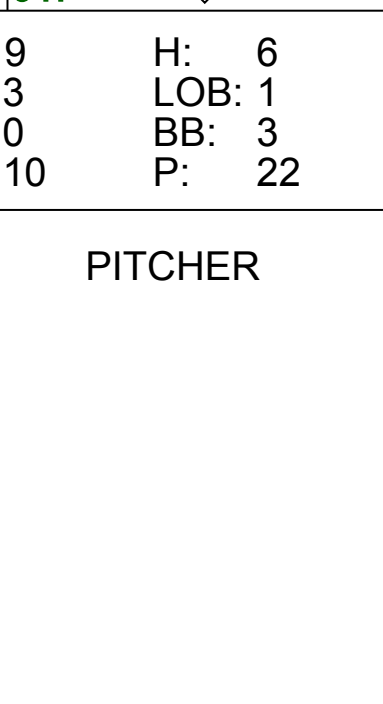
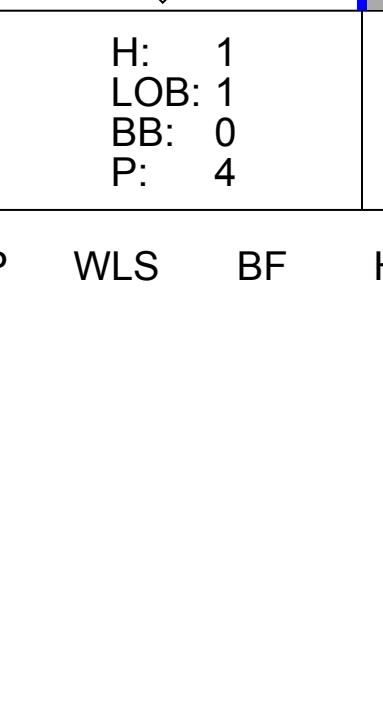
Batter	1	2	3	4	5	6	7	8	9	AB	R	H	RBI	BB	SO	LOB	BOTTOM								
Mookie Wilson, S (1, 8) OBP: 0.338, SLG: 0.431	BLK 2B BB	S 1B			K	3-1 1B		K 1-2		4	1	2	0	1	2	1	Los Angeles Dodgers @ New York Mets Shea Stadium, Flushing, NY Sat May 15 1982, 7:05 PM EDT Att: 29,235 - Unknown 								
John Stearns, R (1, 2) OBP: 0.350, SLG: 0.465	1B HR 2B	1-2 BB			HBP 1B BB	3-1		5-3		3	2	1	1	2	0	2									
George Foster, R (1, 7) OBP: 0.298, SLG: 0.339	F3				HBP 1B					3	1	1	0	1	0	3									
Ellis Valentine, R (9, 7) OBP: 0.254, SLG: 0.258	P3				1-2 1B					0	0	0	0	0	0	0									
Dave Kingman, R (1, 3) OBP: 0.308, SLG: 0.569	HR 1B				K			P3		4	1	1	0	0	2	5									
Joel Youngblood, R (1, 9) OBP: 0.304, SLG: 0.434	1-H 3-H HR				P6			F8		3	1	1	3	0	0	3									
Hubie Brooks, R (1, 5) OBP: 0.344, SLG: 0.316	6-3				K			BB 1B		4	0	1	2	0	2	0									
Wally Backman, S (1, 4) OBP: 0.167, SLG: 0.091	6-3				1-3 BB			P6		2	0	0	0	1	0	0									
Tom Verzer, R (7, 4) OBP: 0.389, SLG: 0.444					1-2 BB					1	0	0	0	0	0	0									
Ron Gardenhire, R (1, 6) OBP: 0.300, SLG: 0.270					F9			G3		4	0	0	0	0	2	3									
Charlie Puleo, R (1, 1) ERA: 8.1					F9					1	0	0	0	0	0	0									
Gary Rajsch, L (4, PH) ERA: 9.0					L3					1	0	0	0	0	0	0									
Pat Zachry, R (5, 1) ERA: 4.19										0	0	0	0	1	0	0									
Bob Bailor, R (8, PH) OBP: 0.373, SLG: 0.438										1	0	1	0	0	0	0									
Neil Allen, R (9, 1) OBP: 1.000, SLG: 1.000										0	0	0	0	0	0	0									
Inning Stats	R: 4 E: 0 K: 0 S: 6	H: 3 LOB: 0 BB: 1 P: 10	R: 0 E: 0 K: 1 S: 6	H: 1 LOB: 2 BB: 1 P: 10	R: 0 E: 0 K: 2 S: 7	H: 0 LOB: 0 BB: 0 P: 7	R: 0 E: 0 K: 0 S: 3	H: 0 LOB: 0 BB: 0 P: 3	R: 2 E: 0 K: 2 S: 9	H: 2 LOB: 3 BB: 2 P: 18	R: 0 E: 0 K: 0 S: 4	H: 1 LOB: 3 BB: 2 P: 12	R: 0 E: 0 K: 2 S: 7	H: 0 LOB: 0 BB: 0 P: 7	R: 0 E: 0 K: 1 S: 5	H: 1 LOB: 0 BB: 0 P: 5	R: 0 E: 0 K: 1 S: 5	H: 0 LOB: 0 BB: 0 P: 5	1B: 6 2B: 1 3B: 0 HR: 1	SF: 0 SAC: 0 DP: 0 HBP: 1	WP: 0 PB: 0 SB: 1 CS: 1	PA: 38			
PITCHER	IP WLS BF H R ER SO BB IBB HBP BLK WP HR S P ERA WHIP																								
Ted Power, R (1, 1) ERA: 8.1	2.0	L	12	4	4	4	1	2	0	0	1	0	0	0	0	12	20	18.00	3.000						
Dave Stewart, R (3, 1) ERA: 9.0	2.2		13	2	2	2	4	2	0	1	0	0	0	0	0	18	27	6.75	1.500						
Alejandro Pena, R (5, 1) ERA: 4.19	1.1		7	1	0	0	0	1	1	0	0	0	0	0	5	13	0.00	1.500							
Steve Howe, L (7, 1) ERA: 3.86	2.0		6	1	0	0	3	0	0	0	0	0	0	0	12	12	0.00	0.500							

Batter	1	2	3	4	5	6	7	8	9	AB	R	H	RBI	BB	SO	LOB	TOP					
Derrel Thomas, S (1, 4) OBP: 0.393, SLG: 0.400										4	0	0	1	0	1	2						
Steve Garvey, R (1, 3) OBP: 0.261, SLG: 0.331										4	0	0	0	0	1	1						
Dusty Baker Jr., R (1, 7) OBP: 0.361, SLG: 0.500										3	0	1	0	1	1	0						
Pedro Guerrero, R (1, 8) OBP: 0.381, SLG: 0.590										4	0	0	0	0	2							
Rick Monday, L (1, 9) OBP: 0.444, SLG: 0.534										3	0	0	0	0	0	1						
Jose Morales, R (9, PH) OBP: 0.375, SLG: 0.167										1	0	0	0	0	1	0						
Ron Cey, R (1, 5) OBP: 0.349, SLG: 0.418										4	2	1	1	0	1	0						
Mike Scioscia, L (1, 2) OBP: 0.370, SLG: 0.262										3	2	2	0	0	0	0						
Steve Sax, R (9, PH) OBP: 0.370, SLG: 0.346										1	0	1	0	0	0	0						
Bill Russell, R (1, 6) OBP: 0.380, SLG: 0.333										2	0	0	1	1	0	1						
Jerry Reuss, L (1, 1) OBP: 0.278, SLG: 0.188										1	0	1	0	0	0	0						
Alejandro Pena, R (6, 1)										0	0	0	0	0	0	0						
Jay Johnstone, L (7, PH)										0	0	0	1	0	0	0						
Terry Forster, L (7, 1)										0	0	0	0	0	0	0						
Ted Power, R (8, 1)										0	0	0	0	0	0	0						
Inning Stats	R: 0 E: 0 K: 1 S: 5	H: 0 LOB: 1 BB: 1 P: 9	R: 0 E: 0 K: 0 S: 3	H: 0 LOB: 0 BB: 0 P: 3	R: 0 E: 0 K: 1 S: 3	H: 1 LOB: 0 BB: 0 P: 3	R: 0 E: 0 K: 1 S: 6	H: 1 LOB: 1 BB: 0 P: 6	R: 2 E: 0 K: 0 S: 5	H: 2 LOB: 1 BB: 1 P: 9	R: 0 E: 0 K: 1 S: 5	H: 0 LOB: 0 BB: 0 P: 5	R: 2 E: 2 K: 0 S: 5	H: 1 LOB: 0 BB: 0 P: 5	R: 0 E: 0 K: 0 S: 3	H: 0 LOB: 0 BB: 0 P: 3	R: 0 E: 0 K: 2 S: 8	H: 1 LOB: 1 BB: 0 P: 8	1B: 4 2B: 1 3B: 0 HR: 1	SF: 2 SAC: 1 DP: 0 HBP: 0	WP: 0 PB: 0 SB: 0 CS: 0	PA: 36
PITCHER	IP	WLS	BF	H	R	ER	SO	BB	IBB	HBP	BLK	WP	HR	S	P	ERA	WHIP					
Mike Scott, R (1, 1) ERA: 2.36	7.0	W	28	5	4	2	3	2	0	0	0	0	1	32	40	2.57	1.000					
Ed Lynch, R (8, 1) ERA: 3.42	1.0		3	0	0	0	0	0	0	0	0	0	0	3	3	0.00	0.000					
Jesse Orosco, L (9, 1) ERA: 2.25	1.0		4	1	0	0	2	0	0	0	0	0	0	8	8	0.00	1.000					

Los Angeles Dodgers @ New York Mets
Shea Stadium, Flushing, NY
Sun May 16 1982, 3:33 AM EDT
Att: 32,562 - Unknown

AB 30
R 4
H 6
RBI 4
BB 2
SO 5
LOB 7

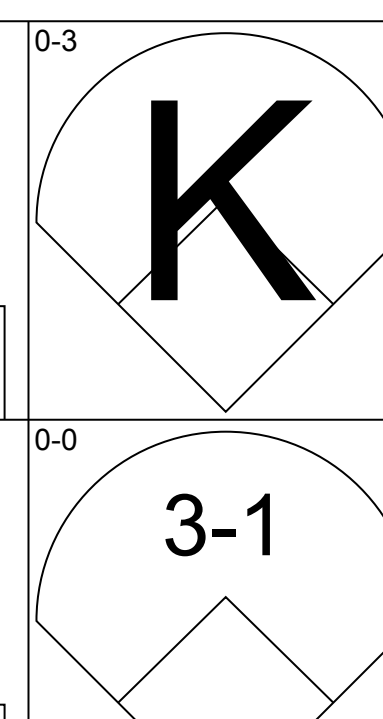
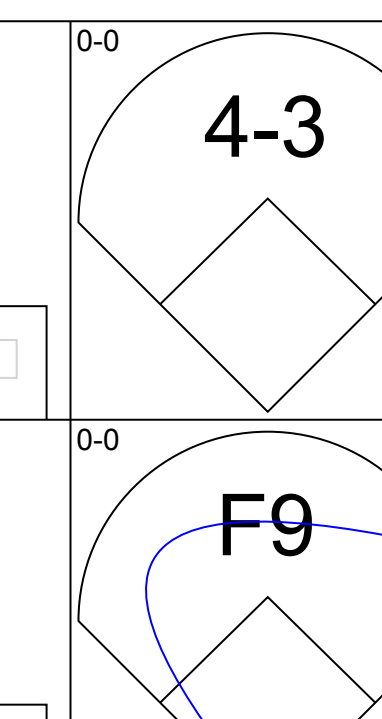
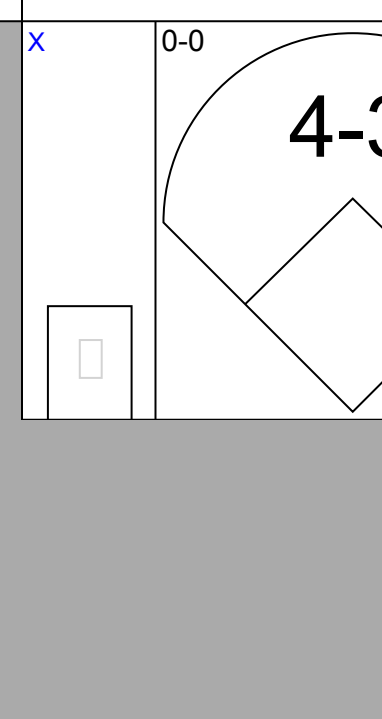

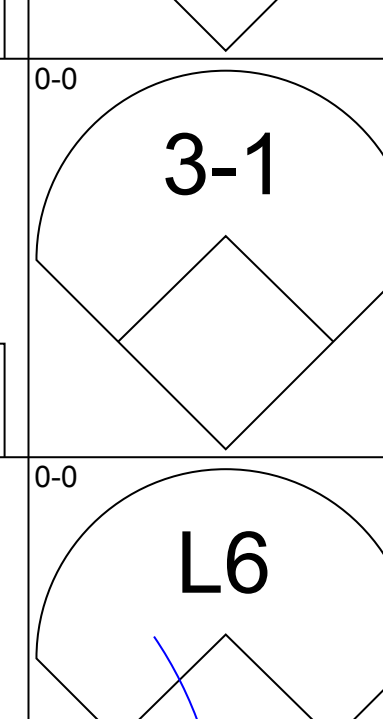
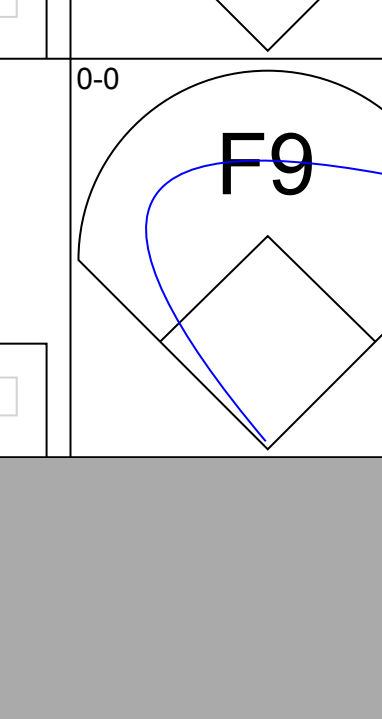

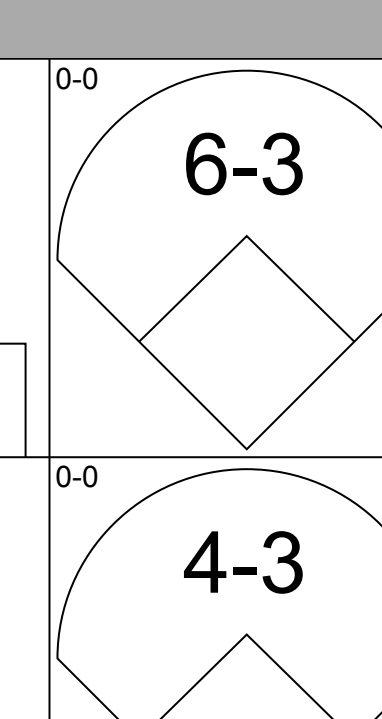
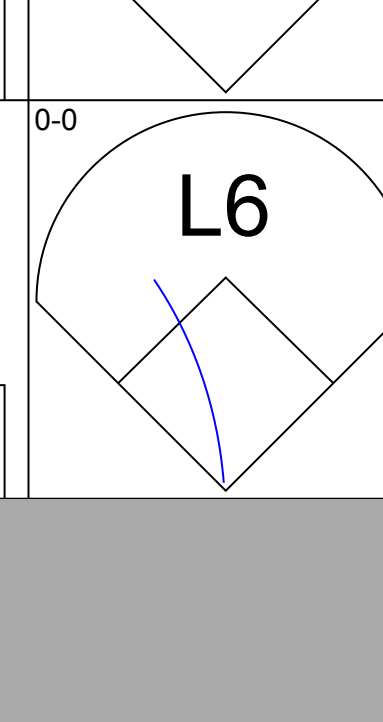
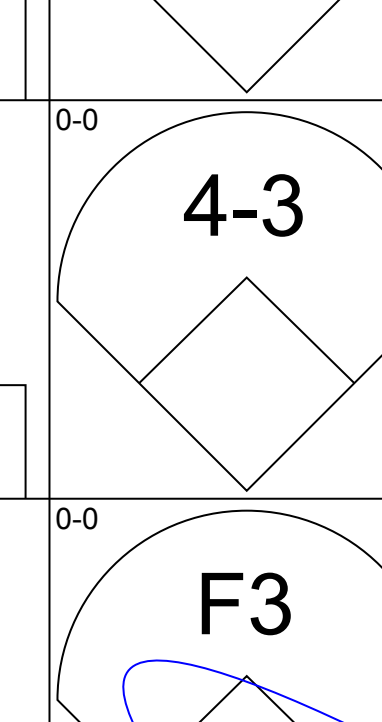
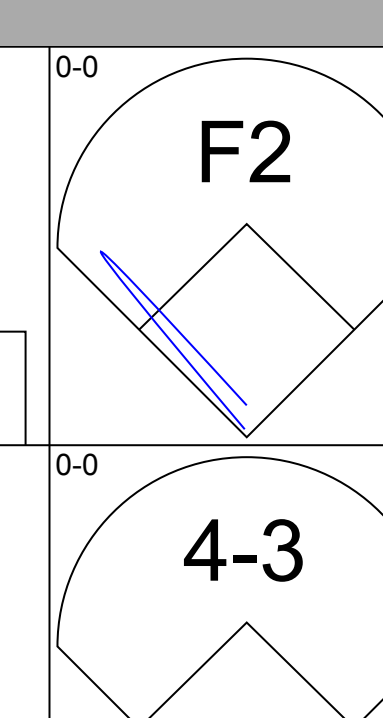
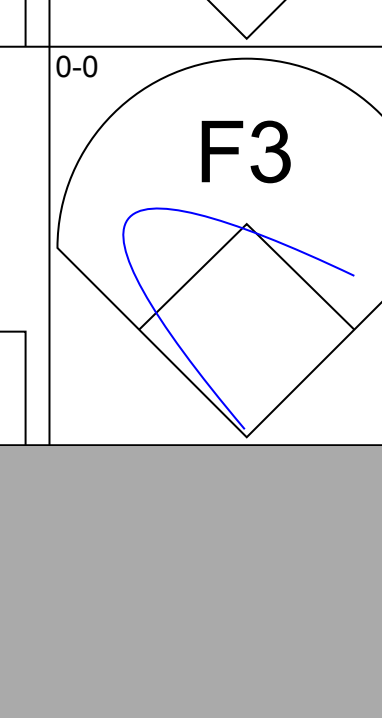
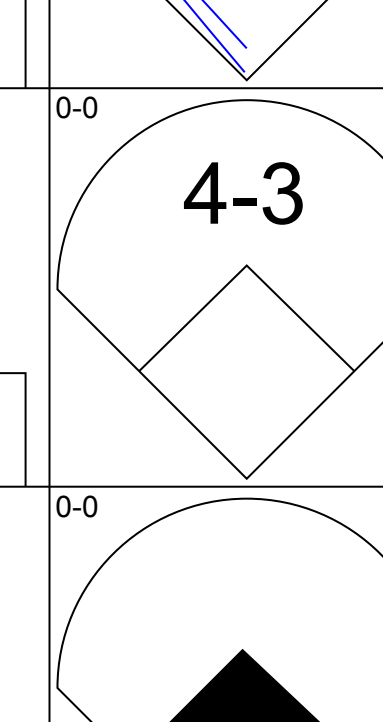
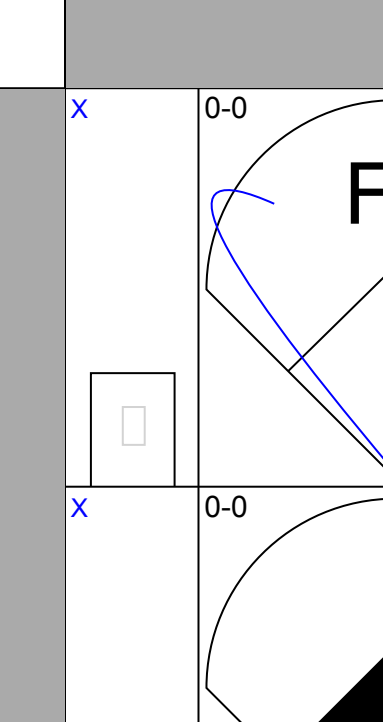
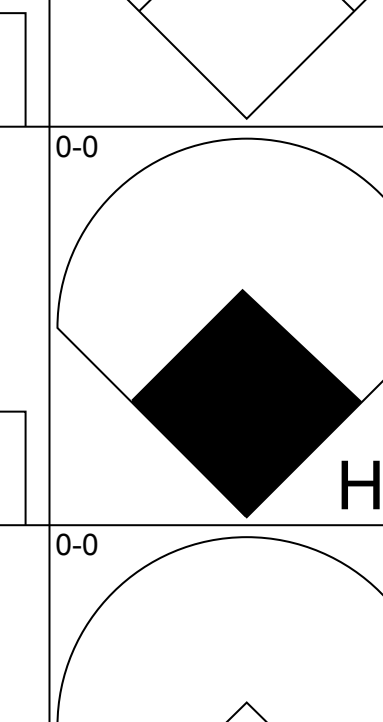
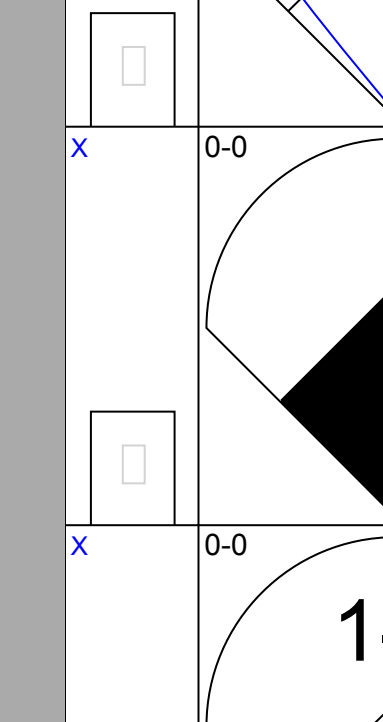
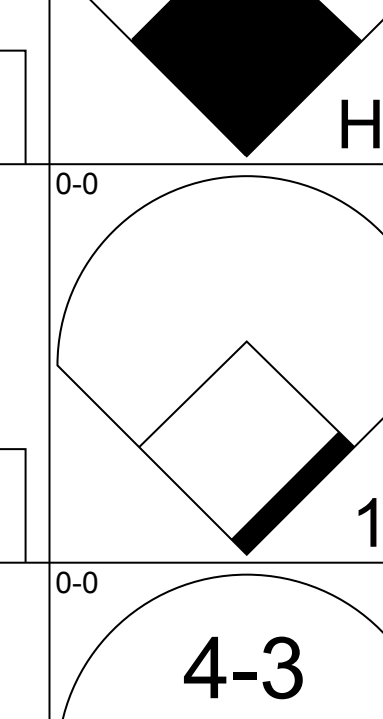
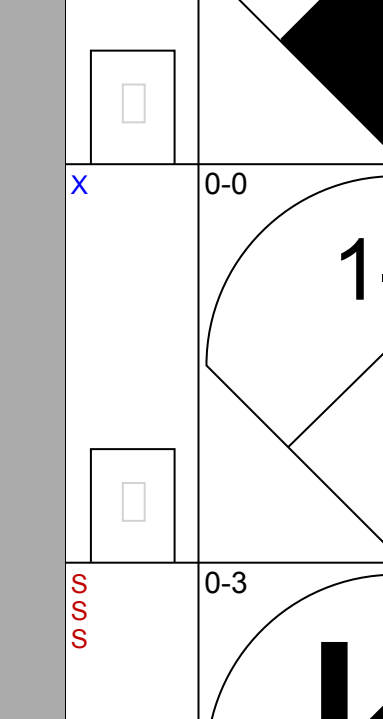
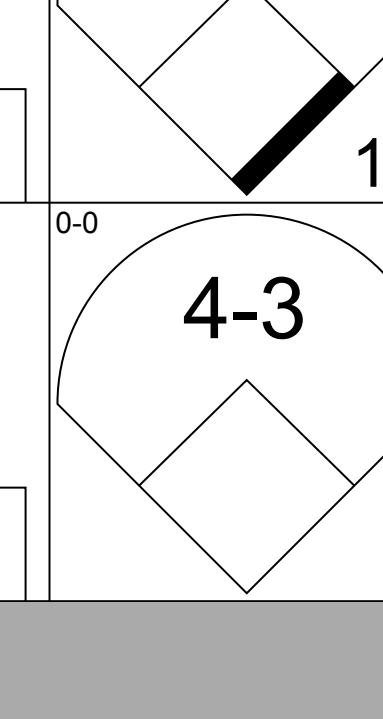
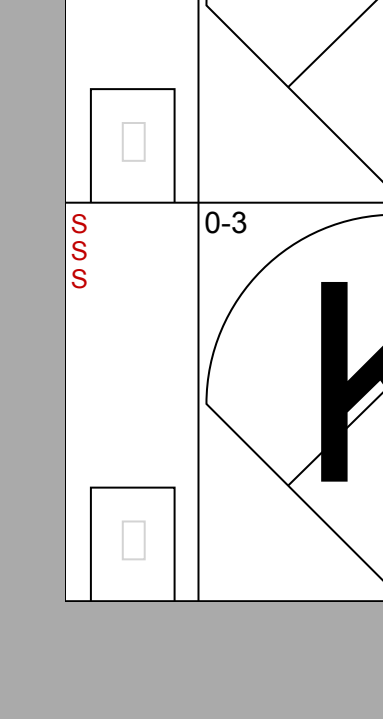
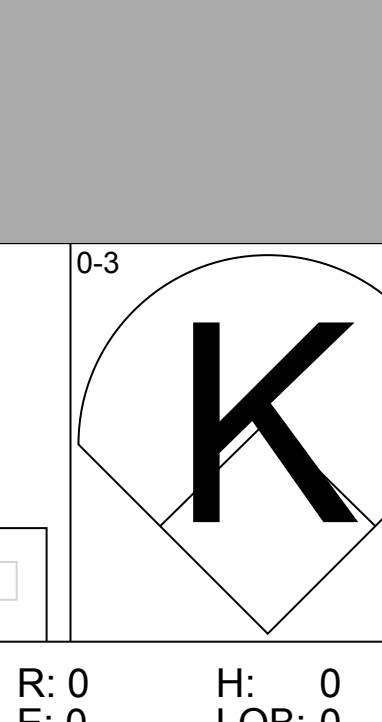
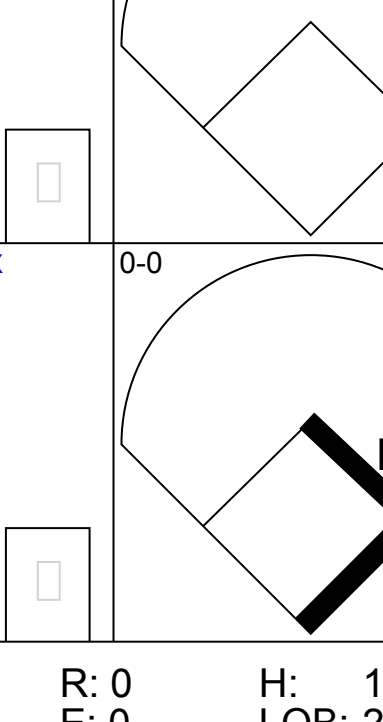
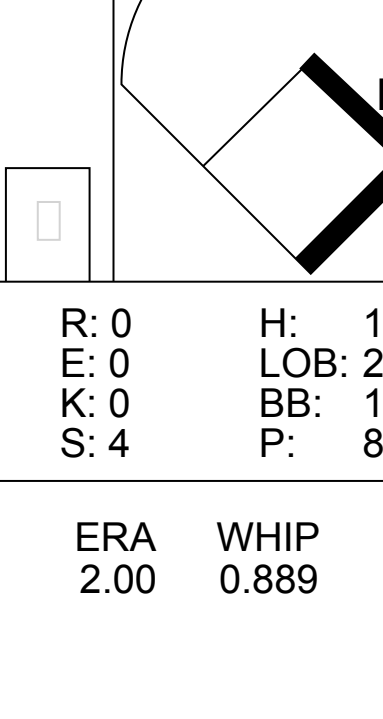


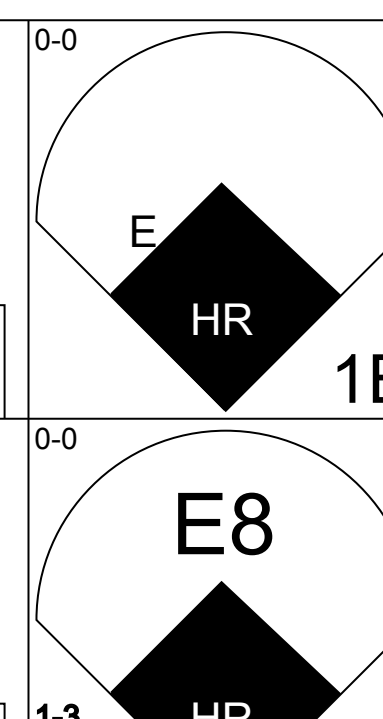
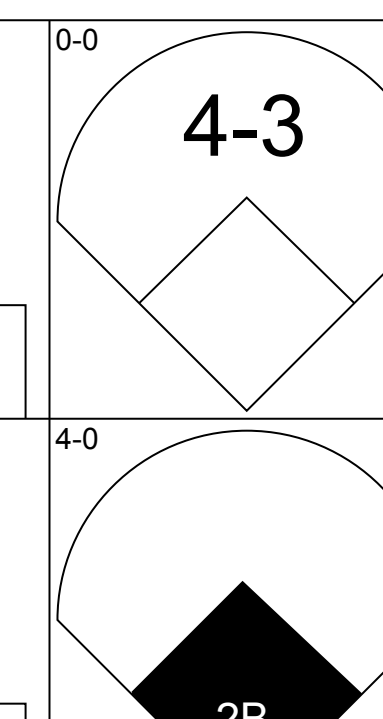
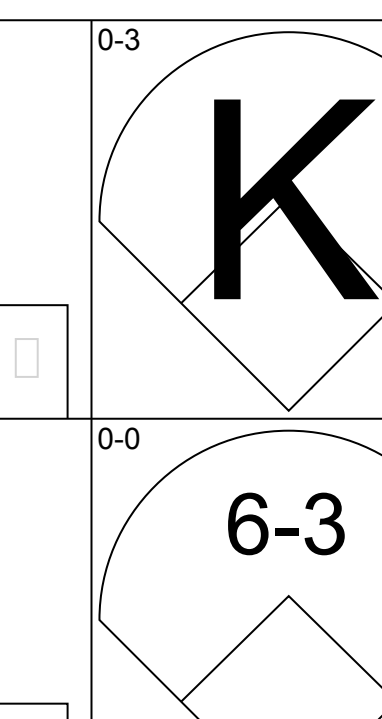
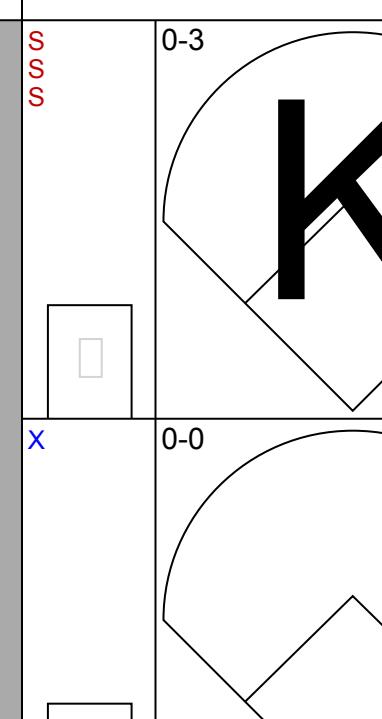

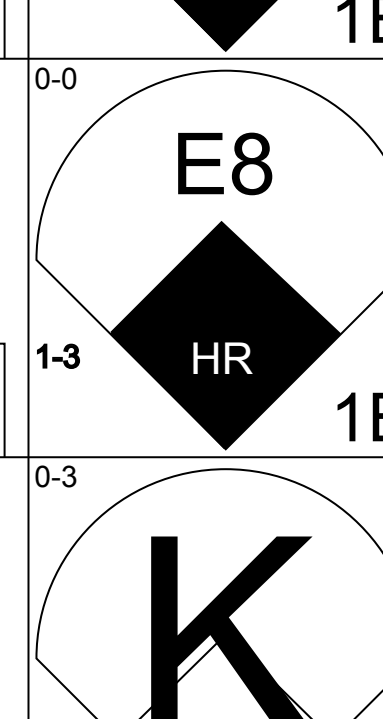
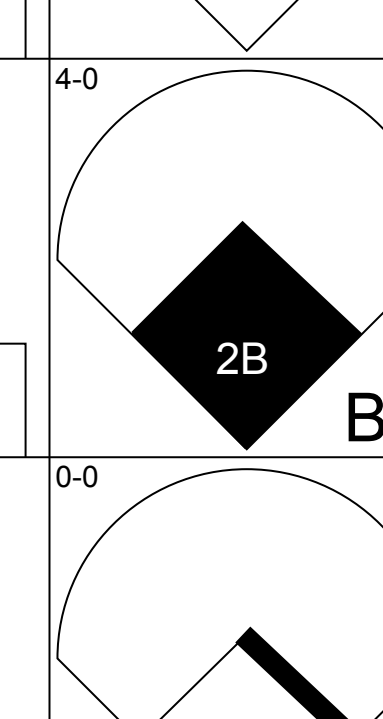
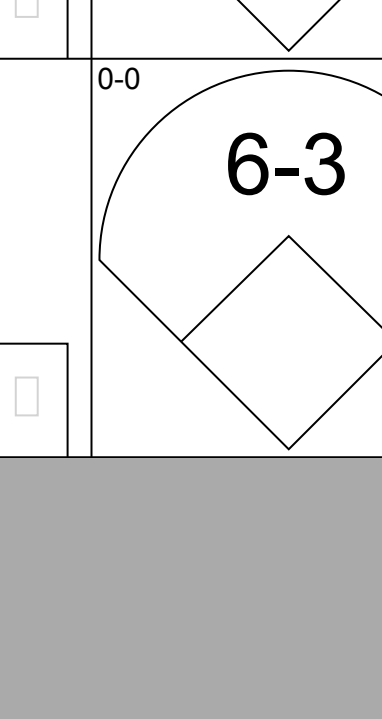
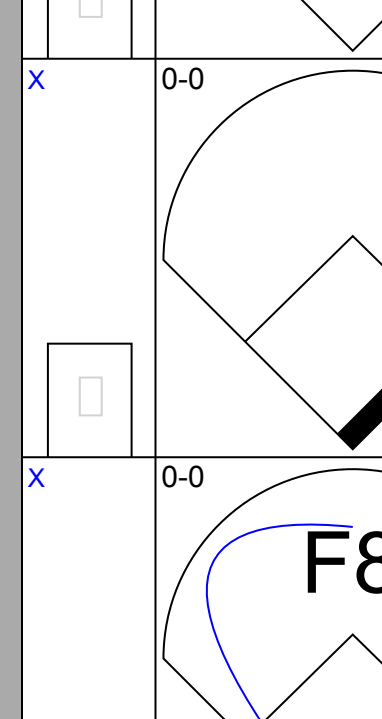
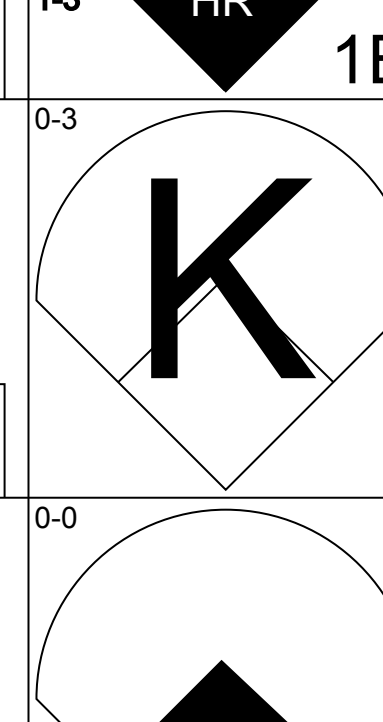
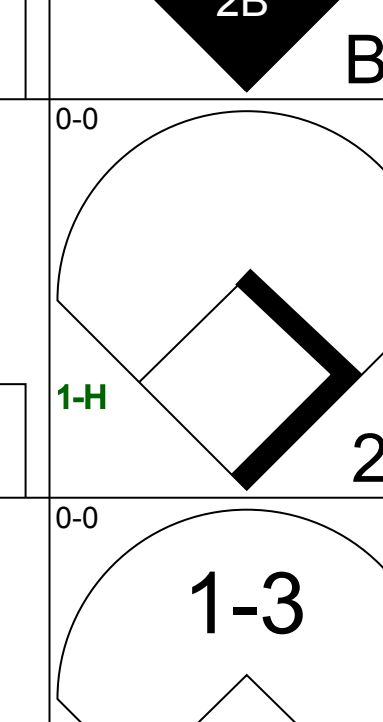
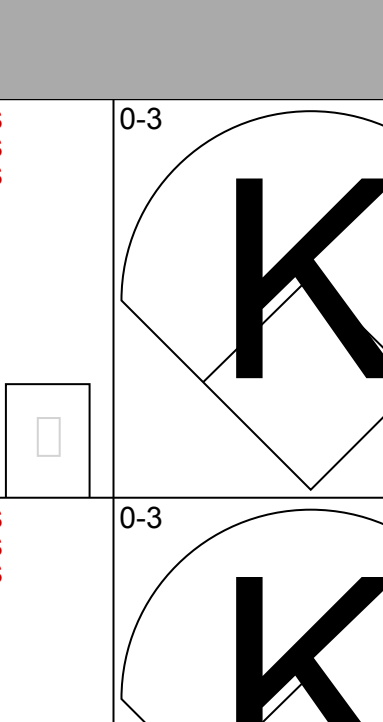
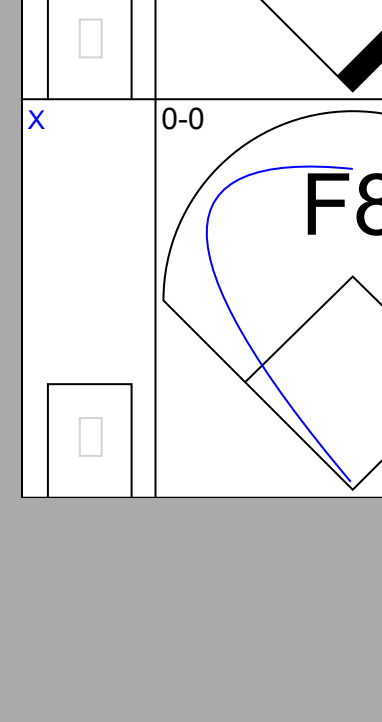
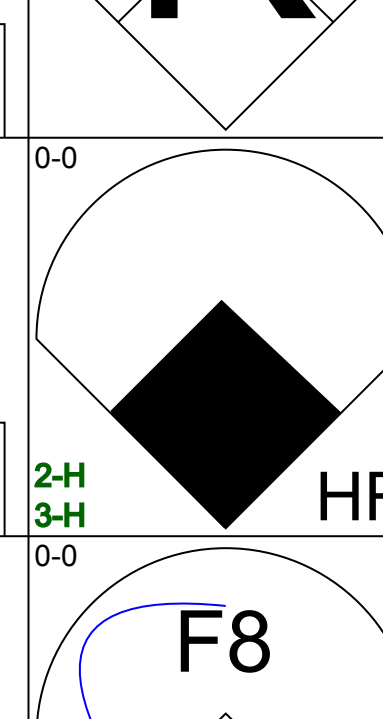
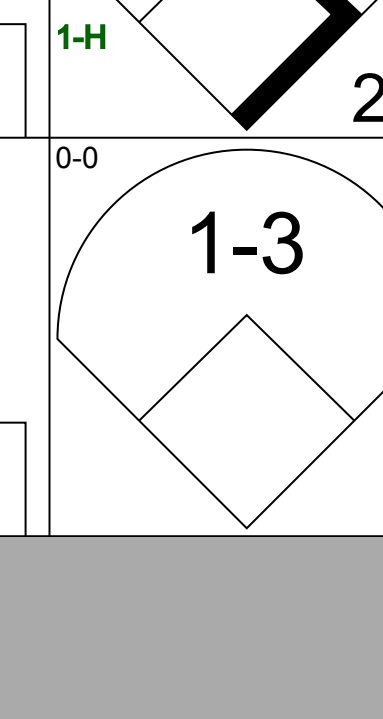
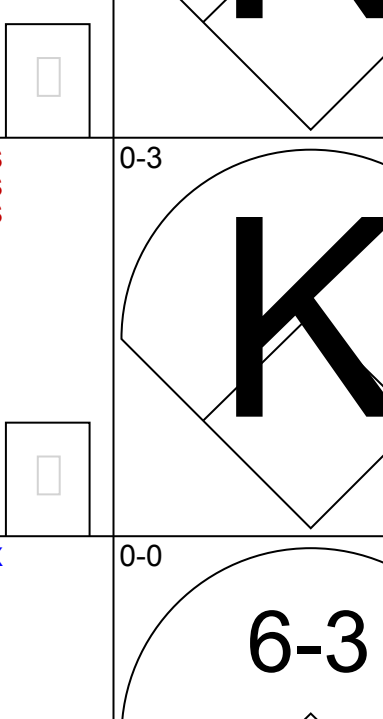
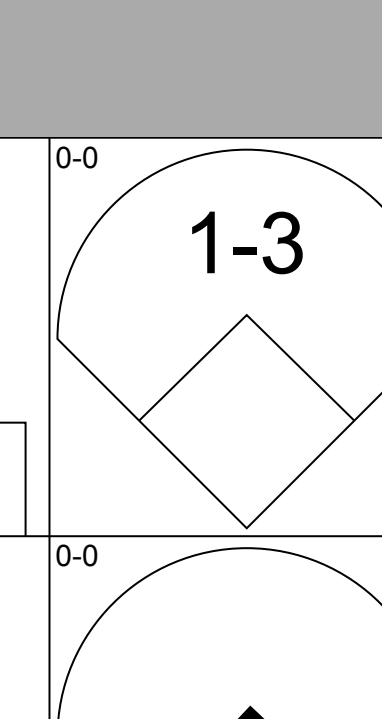
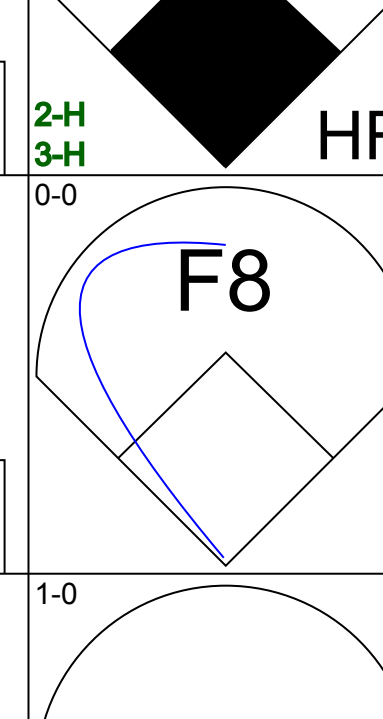
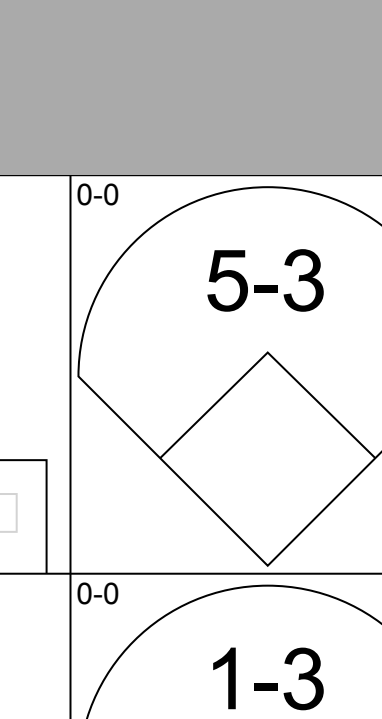
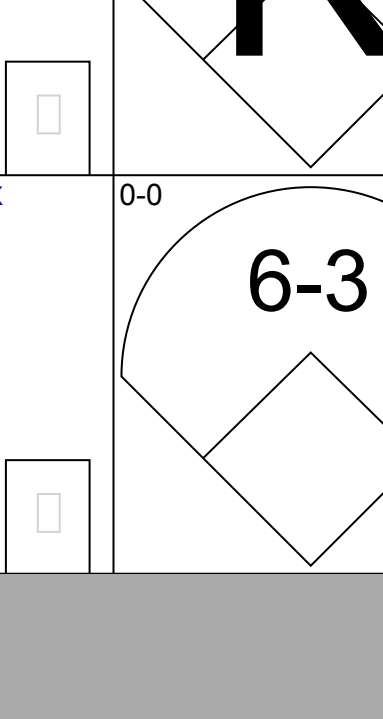
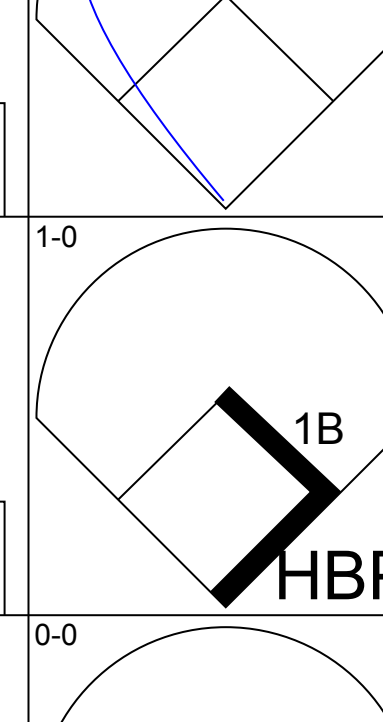
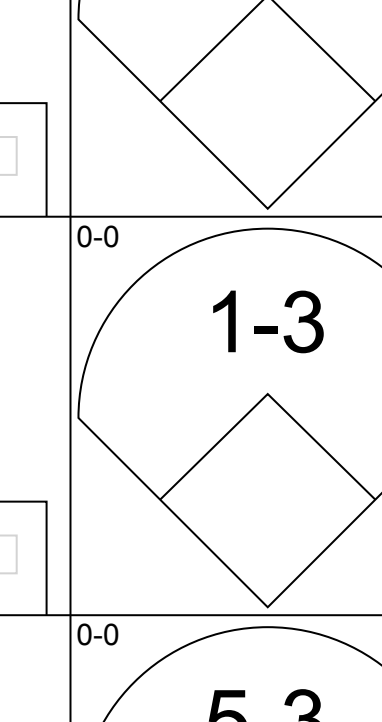
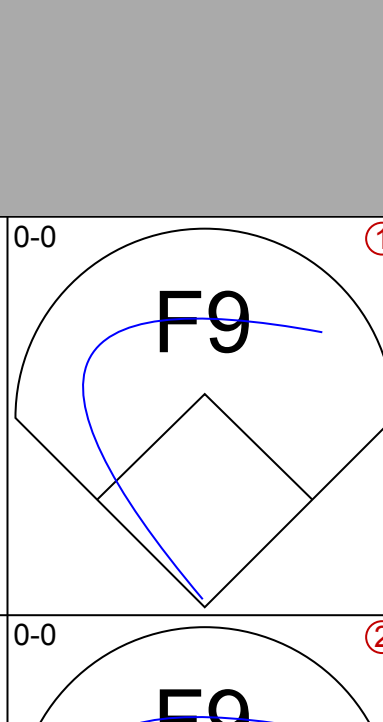
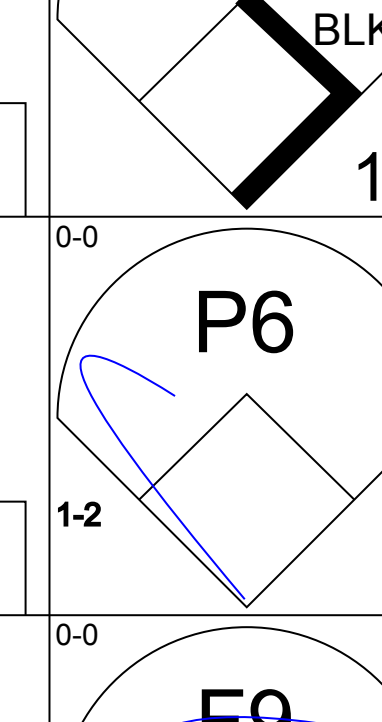
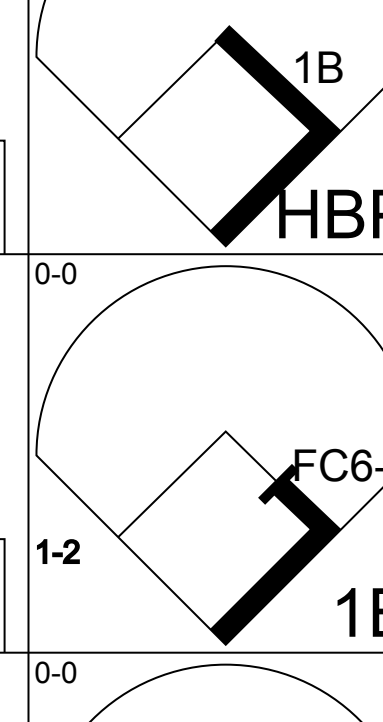
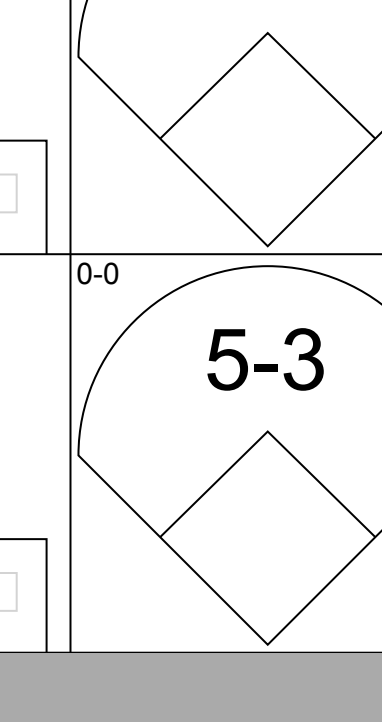
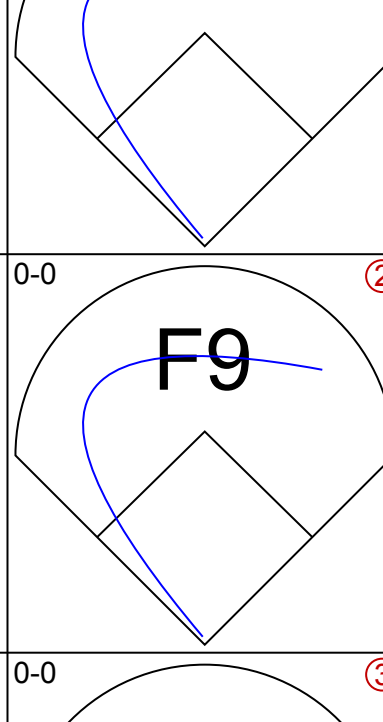
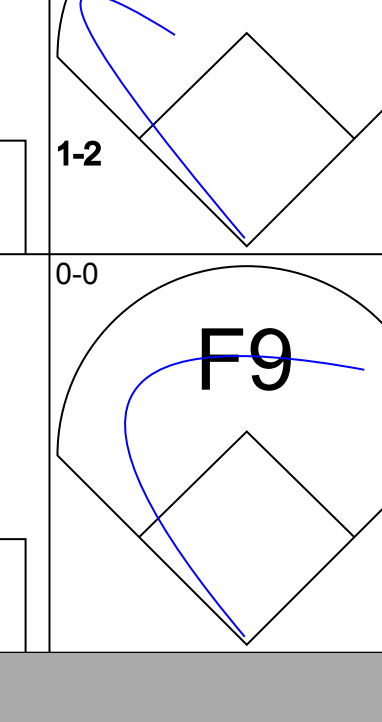
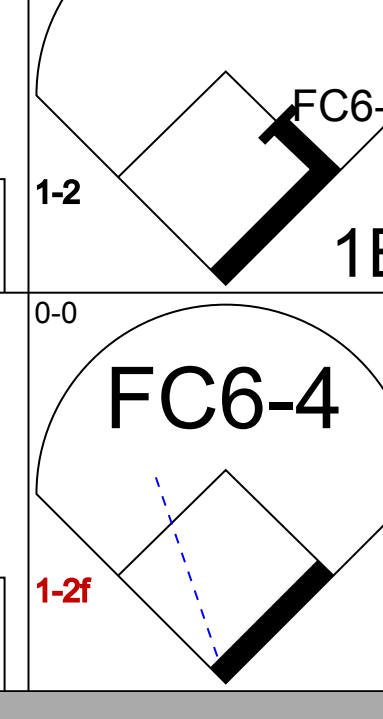
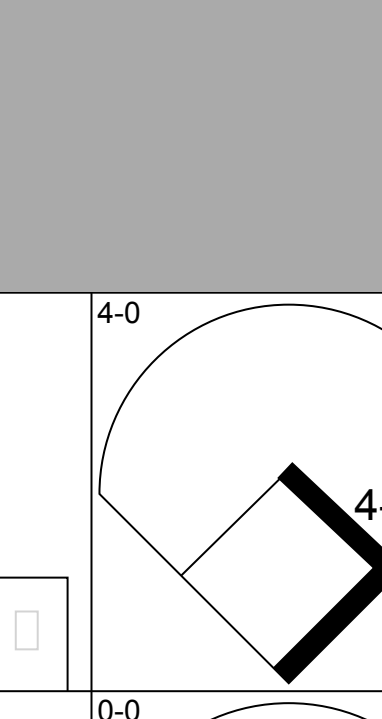
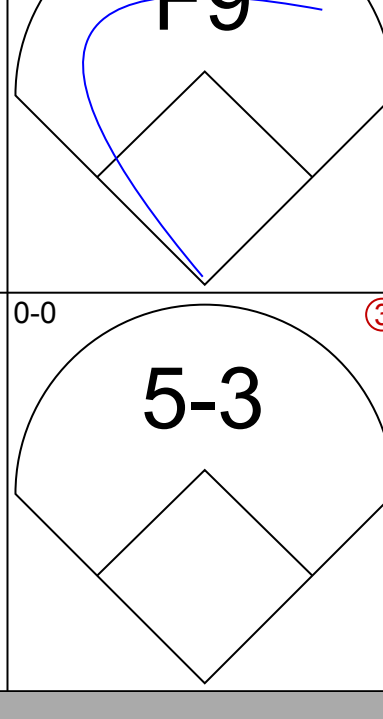
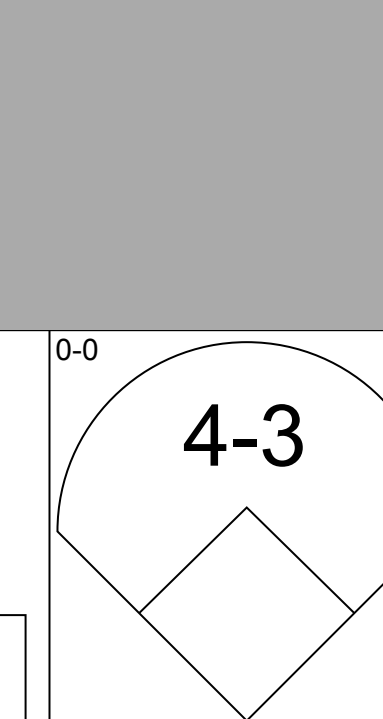
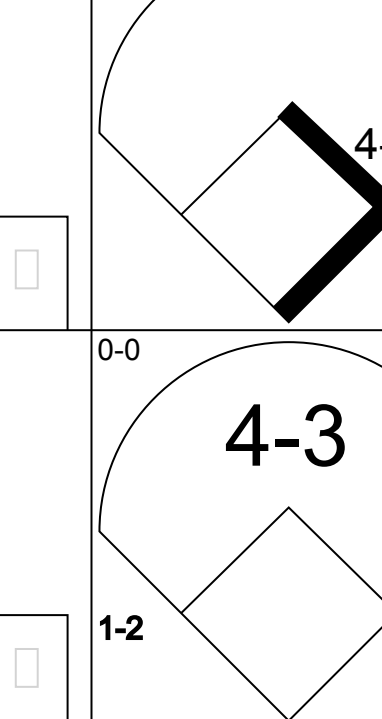
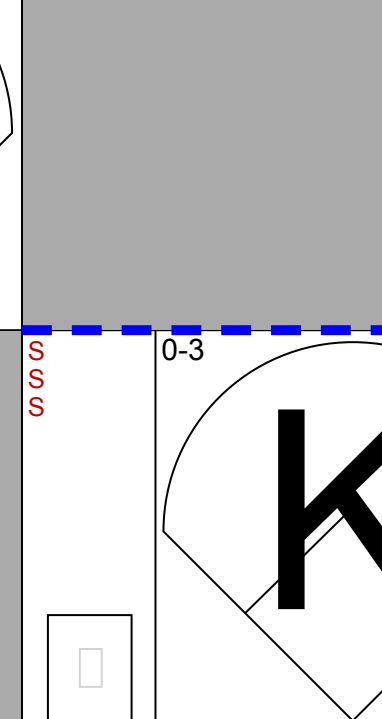
Batter	1	2	3	4	5	6	7	8	9	AB	R	H	RBI	BB	SO	LOB	BOTTOM				
Mookie Wilson, S (1, 8) OBP: 0.340, SLG: 0.430										5	1	2	1	0	1	2					
John Stearns, R (1, 2) OBP: 0.352, SLG: 0.458										4	2	1	0	1	0	1					
George Foster, R (1, 7) OBP: 0.301, SLG: 0.345										4	2	1	1	1	1	1					
Dave Kingman, R (1, 3) OBP: 0.314, SLG: 0.565										1	2	0	1	2	0	0					
Mike Jorgensen, L (7, 3) OBP: 0.429, SLG: 0.273										1	0	0	0	0	1	0					
Joel Youngblood, R (1, 9) OBP: 0.298, SLG: 0.420										5	2	1	1	0	0	3					
Hubie Brooks, R (1, 5) OBP: 0.353, SLG: 0.328										5	1	3	0	0	0	3					
Bob Bailor, R (1, 4) OBP: 0.380, SLG: 0.441										4	2	2	3	0	0	3					
Tom Veryzer, R (1, 6) OBP: 0.409, SLG: 0.429										3	1	1	1	1	0	2					
Mike Scott, R (1, 1) ERA: 3.39	5.0	L	25	8	7	6	2	2	0	0	1	0	0	7	19	27.00	4.000				
Alejandro Pena, R (6, 1) ERA: 5.31	1.0		10	3	6	3	0	1	2	0	1	0	0	4	4	0.00	1.000				
Terry Forster, L (7, 1) ERA: 5.06	1.0		4	1	0	0	0	0	0	0	0	0	0	4	4	0.00	1.000				
Ted Power, R (8, 1) ERA: 7.84	1.0		3	0	0	0	1	0	0	0	0	0	0	5	5	0.00	0.000				
PITCHER	IP	WLS	BF	H	R	ER	SO	BB	IBB	HBP	BLK	WP	HR	S	P	ERA	WHIP				
Jerry Reuss, L (1, 1) ERA: 3.39	5.0	L	25	8	7	6	2	2	0	0	1	0	0	7	19	27.00	4.000				
Alejandro Pena, R (6, 1) ERA: 5.31	1.0		10	3	6	3	0	1	2	0	1	0	0	4	4	0.00	1.000				
Terry Forster, L (7, 1) ERA: 5.06	1.0		4	1	0	0	0	0	0	0	0	0	0	4	4	0.00	1.000				
Ted Power, R (8, 1) ERA: 7.84	1.0		3	0	0	0	1	0	0	0	0	0	0	5	5	0.00	0.000				
PITCHER	IP	WLS	BF	H	R	ER	SO	BB	IBB	HBP	BLK	WP	HR	S	P	ERA	WHIP				
Jerry Reuss, L (1, 1) ERA: 3.39	5.0	L	25	8	7	6	2	2	0	0	1	0	0	7	19	27.00	4.000				
Alejandro Pena, R (6, 1) ERA: 5.31	1.0		10	3	6	3	0	1	2	0	1	0	0	4	4	0.00	1.000				
Terry Forster, L (7, 1) ERA: 5.06	1.0		4	1	0	0	0	0	0	0	0	0	0	4	4	0.00	1.000				
Ted Power, R (8, 1) ERA: 7.84	1.0		3	0	0	0	1	0	0	0	0	0	0	5	5	0.00	0.000				

Los Angeles Dodgers @ New York Mets
Shea Stadium, Flushing, NY
Sun May 16 1982, 3:33 AM EDT
Att: 32,562 - Unknown

AB 36
R 13
H 12
RBI 10
BB 5
SO 3
LOB 18



Batter	1	2	3	4	5	6	7	8	9	AB	R	H	RBI	BB	SO	LOB	TOP			
Eddie Milner, L OBP: 0.336, SLG: 0.313 (1, 9)										3	0	0	0	1	1	1	<p>Cincinnati Reds @ New York Mets Shea Stadium, Flushing, NY Wed May 19 1982, 7:05 PM EDT Att: 16,790 - Unknown</p> <p>livebaseballscores.com</p> <p>AB 34 R 2 H 7 RBI 2 BB 1 SO 3 LOB 7</p> 			
Ron Oester, S OBP: 0.335, SLG: 0.382 (1, 4)										4	0	0	0	0	0	2				
Dave Concepcion, R OBP: 0.335, SLG: 0.491 (1, 6)										4	0	0	0	0	0	0				
Cesar Cedeno, R OBP: 0.338, SLG: 0.395 (1, 8)										4	0	1	0	0	0	0				
Larry Blittner, L OBP: 0.394, SLG: 0.484 (1, 7)										4	0	1	0	0	0	1				
Dan Driessen, L OBP: 0.376, SLG: 0.470 (1, 3)										4	2	2	2	0	0	2				
Alex Trevino, R OBP: 0.383, SLG: 0.337 (1, 2)										4	0	1	0	0	0	0				
Wayne Krenchicki, L OBP: 0.324, SLG: 0.353 (1, 5)										4	0	0	0	0	1	1				
Tom Seaver, R OBP: 0.167, SLG: 0.250 (7, PH)										2	0	1	0	0	1	0				
German Barranca, L OBP: 0.300, SLG: 0.550 Jim Kern, R (7, 1)										1	0	1	0	0	0	0				
										0	0	0	0	0	0	0				
Inning Stats	R: 0 E: 0 K: 1 S: 5	H: 0 LOB: 0 BB: 0 P: 5	R: 1 E: 0 K: 0 S: 5	H: 2 LOB: 1 BB: 0 P: 5	R: 0 E: 0 K: 1 S: 5	H: 0 LOB: 0 BB: 0 P: 5	R: 0 E: 0 K: 0 S: 4	H: 1 LOB: 1 BB: 0 P: 4	R: 0 E: 0 K: 0 S: 4	H: 1 LOB: 2 BB: 1 P: 8	R: 0 E: 0 K: 0 S: 4	H: 1 LOB: 1 BB: 0 P: 4	R: 0 E: 0 K: 0 S: 3	H: 0 LOB: 0 BB: 0 P: 3	R: 1 E: 0 K: 1 S: 6	H: 1 LOB: 0 BB: 0 P: 6	1B: 4 2B: 1 3B: 0 HR: 2	SF: 0 SAC: 0 DP: 0 HBP: 0	WP: 0 PB: 0 SB: 0 CS: 0	PA: 35
PITCHER Pat Zachry, R ERA: 4.71 (1, 1)	IP: 9.0 WLS: W BF: 35 H: 7 R: 2 ER: 2 SO: 3 BB: 1 IBB: 0 HBP: 0 BLK: 0 WP: 0 HR: 2 S: 40 P: 44 ERA: 2.00 WHIP: 0.889															PITCHER				

Batter	1	2	3	4	5	6	7	8	9	AB	R	H	RBI	BB	SO	LOB	BOTTOM			
Wally Backman, S OBP: 0.395, SLG: 0.413 Tom Verzyer, R OBP: 0.407, SLG: 0.462 (8, 4)										4	1	1	0	0	2	1	<p>Cincinnati Reds @ New York Mets Shea Stadium, Flushing, NY Wed May 19 1982, 7:05 PM EDT Att: 16,790 - Unknown</p> <p>livebaseballscores.com</p> <p>AB 31 R 4 H 7 RBI 4 BB 2 SO 6 LOB 11</p> 			
John Stearns, R OBP: 0.368, SLG: 0.460 (1, 2)										3	2	2	0	1	0	1				
George Foster, R OBP: 0.304, SLG: 0.346 Ellis Valentine, R OBP: 0.246, SLG: 0.250 (9, 7)										4	0	1	1	0	2	3				
Dave Kingman, R OBP: 0.303, SLG: 0.565 Mike Jorgensen, L OBP: 0.429, SLG: 0.273 (9, 3)										4	1	1	3	0	1	1				
Joel Youngblood, R OBP: 0.301, SLG: 0.404 (9, 9)										4	0	1	0	0	0	0				
Gary Rajsich, L OBP: 0.255, SLG: 0.302 Mookie Wilson, S OBP: 0.345, SLG: 0.427 (9, 8)										3	0	0	0	0	0	1				
Hubie Brooks, R OBP: 0.338, SLG: 0.321 (1, 5)										4	0	1	0	0	0	1				
Ron Gardenhire, R OBP: 0.297, SLG: 0.271 (1, 6)										2	0	0	0	1	0	2				
Pat Zachry, R (1, 1)										3	0	0	0	0	1	1				
Inning Stats	R: 3 E: 1 K: 1 S: 9	H: 4 LOB: 2 BB: 0 P: 10	R: 1 E: 0 K: 0 S: 4	H: 1 LOB: 1 BB: 1 P: 8	R: 0 E: 0 K: 0 S: 3	H: 0 LOB: 0 BB: 0 P: 3	R: 0 E: 0 K: 1 S: 5	H: 0 LOB: 1 BB: 1 P: 9	R: 0 E: 0 K: 2 S: 7	H: 0 LOB: 0 BB: 0 P: 7	R: 0 E: 0 K: 0 S: 3	H: 0 LOB: 0 BB: 0 P: 3	R: 0 E: 0 K: 2 S: 8	H: 1 LOB: 1 BB: 0 P: 8	R: 0 E: 0 K: 0 S: 4	H: 1 LOB: 1 BB: 0 P: 4		1B: 5 2B: 1 3B: 0 HR: 1	SF: 0 SAC: 0 DP: 0 HBP: 1	WP: 0 PB: 0 SB: 0 CS: 0
PITCHER Tom Seaver, R ERA: 6.06 Jim Kern, R ERA: 4.5 (7, 1)	IP: 6.0 WLS: L BF: 26 H: 5 R: 4 ER: 4 SO: 4 BB: 2 IBB: 0 HBP: 1 BLK: 0 WP: 0 HR: 1 S: 31 P: 40 ERA: 6.00 WHIP: 1.167															PITCHER				

Batter	1	2	3	4	5	6	7	8	9	AB	R	H	RBI	BB	SO	LOB	TOP					
Mookie Wilson, S (1, 8) OBP: 0.349, SLG: 0.435	0-0 2B		0-0 1B			0-0 5-3		0-0 4-3		4	0	2	1	0	0	0	New York Mets @ Houston Astros Astrodome, Houston, TX Fri May 21 1982, 8:05 PM EDT Att: 22,383 - Dome					
John Stearns, R (1, 2) OBP: 0.397, SLG: 0.445	0-3 K		0-0 F8			0-0 5-3		0-0 5-3		4	0	0	0	0	1	2						
George Foster, R (1, 7) OBP: 0.303, SLG: 0.343	0-0 6-3		0-0 F8			0-0 1B		0-3 K		4	0	1	0	0	1	2						
Dave Kingman, R (1, 3) OBP: 0.302, SLG: 0.552	0-3 K			4-0 G5-4-3 BB		0-3 K			0-0 4-3	3	0	0	0	1	2	2						
Joel Youngblood, R (1, 9) OBP: 0.299, SLG: 0.391		4-0 CS BB		0-0 G5-4-3			0-0 5-3		0-0 P6	3	0	0	0	1	0	1						
Hubie Brooks, R (1, 5) OBP: 0.342, SLG: 0.326	0-3 K		0-0 P2				0-0 1B 1B		0-0 1B	4	0	2	0	0	1	1						
Wally Backman, S (1, 4) OBP: 0.389, SLG: 0.397	0-0 F9				4-0 G4-6-3 BB		0-0 F7		0-0 4-3	3	0	0	0	1	0	2						
Ron Gardenhire, R (1, 6) OBP: 0.306, SLG: 0.282			0-0 1B 1B		0-0 G4-6-3		0-0 E5 1B			3	1	2	0	0	0	1						
Mike Scott, R (1, 1) OBP: 0.136, SLG: 0.143 Ed Lynch, R (6, 1)			0-3 K		0-0 F8		0-3 K			2	0	0	0	0	1	1						
Mike Jorgensen, L (7, PH) OBP: 0.400, SLG: 0.250 Jesse Orosco, R (7, 1)			1-2 K		0-0 F8		0-0 K			0	0	0	0	0	0	0						
Inning Stats	R: 0 E: 0 K: 2 S: 8	H: 1 LOB: 1 P: 8	R: 0 E: 0 K: 1 S: 4	H: 0 LOB: 0 BB: 1 P: 8	R: 1 E: 0 K: 1 S: 7	H: 2 LOB: 1 BB: 0 P: 7	R: 0 E: 0 K: 0 S: 2	H: 0 LOB: 0 BB: 1 P: 6	R: 0 E: 0 K: 1 S: 6	H: 1 LOB: 1 BB: 0 P: 6	R: 0 E: 1 K: 1 S: 7	H: 2 LOB: 2 BB: 0 P: 7	R: 0 E: 0 K: 1 S: 5	H: 0 LOB: 0 BB: 0 P: 5	R: 0 E: 0 K: 0 S: 4	H: 1 LOB: 1 BB: 0 P: 4	1B: 6 2B: 1 3B: 0 HR: 0	SF: 0 SAC: 0 DP: 2 HBP: 0	WP: 0 PB: 0 SB: 1 CS: 1	PA: 34		
PITCHER	IP WLS BF H R ER SO BB IBB HBP BLK WP HR S P ERA WHIP	8.0 W 30 6 1 1 7 3 0 0 0 0 0 0 41 53 1.12 1.125	1.0 L 4 1 0 0 0 0 0 0 0 0 0 0 4 4 0.00 1.000																			

Batter	1	2	3	4	5	6	7	8	9	AB	R	H	RBI	BB	SO	LOB	BOTTOM					
Terry Puhl, L (1, 9) OBP: 0.312, SLG: 0.359	0-0 4-3		0-0 1B 2B				0-0 F7			4	2	2	0	0	0	0	New York Mets @ Houston Astros Astrodome, Houston, TX Fri May 21 1982, 8:05 PM EDT Att: 22,383 - Dome					
Tony Scott, S (1, 8) OBP: 0.271, SLG: 0.325 Scott Loucks, R (8, 8)	0-0 4-3		0-0 G5-4-3 1B		0-0 SH1-3 1B		0-3 K			3	0	1	1	0	1	0						
Ray Knight, R (1, 5) OBP: 0.353, SLG: 0.468	0-0 P4		0-0 G5-4-3 1B		0-0 P4		0-3 K2-3			4	0	0	0	0	1	2						
Jose Cruz, L (1, 7) OBP: 0.333, SLG: 0.415		0-0 F7		0-0 FC4-6 1B 1B		0-0 2B 2B		0-0 G3		4	1	2	1	0	0	0						
Danny Heep, L (1, 3) OBP: 0.297, SLG: 0.382 Frank LaCorte, R (9, 1)		0-0 2B 2B		4-0 FC4-6 BB		0-0 F8		4-0 6-3 BB		2	1	1	0	2	0	1						
Phil Garner, R (1, 4) OBP: 0.343, SLG: 0.494		0-0 1B 2B		0-0 FC4-6 1B		0-0 SF9 3B		0-0 6-3		4	1	2	1	0	0	3						
Alan Ashby, S (1, 2) OBP: 0.336, SLG: 0.416	0-3 K		0-0 FC6-4 1B		0-0 SF9		0-0 5-3			3	0	1	2	0	1	2						
Craig Reynolds, L (1, 6) OBP: 0.351, SLG: 0.313	0-0 1B		0-0 F7		0-0 P4					3	0	1	0	0	0	2						
Don Sutton, R (1, 1) OBP: 0.208, SLG: 0.174 Denny Walling, L (9, 3) OBP: 0.316, SLG: 0.255			0-3 K		0-0 FC6-4		0-0 6-3			3	0	0	0	0	1	2						
Inning Stats	R: 0 E: 0 K: 0 S: 3	H: 0 LOB: 0 P: 3	R: 1 E: 0 K: 1 S: 7	H: 3 LOB: 2 BB: 0 P: 7	R: 1 E: 0 K: 1 S: 6	H: 2 LOB: 0 BB: 0 P: 6	R: 1 E: 0 K: 0 S: 5	H: 2 LOB: 2 BB: 1 P: 9	R: 1 E: 0 K: 0 S: 4	H: 1 LOB: 0 BB: 0 P: 4	R: 0 E: 0 K: 2 S: 7	H: 0 LOB: 0 BB: 0 P: 7	R: 0 E: 0 K: 0 S: 3	H: 0 LOB: 1 BB: 1 P: 7	R: 0 E: 0 K: 0 S: 3	H: 0 LOB: 0 BB: 0 P: 7		1B: 5 2B: 4 3B: 1 HR: 0	SF: 1 SAC: 1 DP: 1 HBP: 0	WP: 0 PB: 0 SB: 1 CS: 0	PA: 34	
PITCHER	IP WLS BF H R ER SO BB IBB HBP BLK WP HR S P ERA WHIP	5.0 L 23 9 4 4 2 1 0 0 0 0 0 0 4 4 9.00 1.000	1.0 L 4 1 1 1 0 0 0 0 0 0 0 0 4 4 0.00 0.500																			

AB	31
R	1
H	7
RBI	1
BB	3
SO	7
LOB	14




AB	30
R	5
H	10
RBI	5
BB	2
SO	4
LOB	12



Batter	1	2	3	4	5	6	7	8	9	10	11	12	AB	R	H	RBI	BB	SO	LOB	TOP			
Mookie Wilson, S OBP: 0.347, SLG: 0.425 (1.8)	4-3		1-3 S 1B		4-3 BB		5-3	K		G4-3		F7	6	1	1	0	1	1	4				
Bob Bailor, R OBP: 0.346, SLG: 0.397 (8.4)	6-3		1-3		4-3		5-3		5-3		6-3		6	1	1	0	0	0	2				
George Foster, R OBP: 0.312, SLG: 0.348 Elis Valentine, R OBP: 0.243, SLG: 0.246 (9.7)	1B		1-3		K		1B		SH5-3 2B 1B		K		4	1	2	1	1	1	1				
Dave Kingman, R OBP: 0.312, SLG: 0.551 (1.3)	1-2 1B		5-3		IBB		1B		SH5-3		K		4	0	2	1	1	1	0				
Gary Rajsich, L OBP: 0.250, SLG: 0.313 Joel Youngblood, R OBP: 0.256, SLG: 0.387 (9.9)	K				F7		K		1B			4-3	5	1	1	1	0	3	6				
John Stearns, R OBP: 0.377, SLG: 0.481 (1.2)			S 1B		5-3 2B		1-3		SF9 3B		2H 1B	F8 S BB	5	2	4	1	1	0	0				
Wally Backman, S OBP: 0.383, SLG: 0.383 Hubie Brooks, R OBP: 0.338, SLG: 0.321 (8.5)	P6		1-2		5-3 BB		K		4-3		F8	F8	3	0	0	0	1	1	2				
Ron Gardenhire, R OBP: 0.298, SLG: 0.274 Rusty Staub, L OBP: 0.219, SLG: 0.231 Tom Verzyer, R OBP: 0.414, SLG: 0.444 (8.0)	K		K		5-3		K		SF9		5-3	E IBB	3	0	0	0	0	2	3				
Pete Falcone, L OBP: 0.133, SLG: 0.133 Mike Jorgensen, L OBP: 0.375, SLG: 0.231 Craig Swan, R OBP: 0.500, SLG: 0.333 (9.1)	K		K		K		4-3		3H 4+0 BB		G4-3 BB	E2	2	0	0	0	0	2	3				
Inning Stats	R: 0 E: 0 K: 1 S: 7	H: 2 LOB: 2 BB: 0 P: 7	R: 0 E: 0 K: 2 S: 8	H: 1 LOB: 1 BB: 0 P: 8	R: 1 E: 0 K: 0 S: 4	H: 1 LOB: 0 BB: 0 P: 4	R: 0 E: 0 K: 1 S: 6	H: 1 LOB: 2 BB: 1 P: 10	R: 0 E: 0 K: 2 S: 7	H: 0 LOB: 0 BB: 0 P: 7	R: 1 E: 0 K: 1 S: 7	H: 2 LOB: 2 BB: 1 P: 11	R: 1 E: 0 K: 0 S: 6	H: 1 LOB: 1 BB: 1 P: 10	R: 2 E: 0 K: 0 S: 6	H: 3 LOB: 1 BB: 0 P: 6	R: 0 E: 0 K: 0 S: 2	H: 0 LOB: 0 BB: 0 P: 7	R: 0 E: 1 K: 0 S: 4	H: 0 LOB: 2 BB: 2 P: 12	1B: 8 2B: 2 3B: 1 HR: 0	SF: 1 SAC: 1 DP: 1 HBP: 0	WP: 0 PA: 55 PB: 0 SB: 0 CS: 0
PITCHER	IP WLS BF H R ER SO BB IBB HBP BLK WP HR S P ERA WHIP	IP WLS BF H R ER SO BB IBB HBP BLK WP HR S P ERA WHIP	IP WLS BF H R ER SO BB IBB HBP BLK WP HR S P ERA WHIP	IP WLS BF H R ER SO BB IBB HBP BLK WP HR S P ERA WHIP	IP WLS BF H R ER SO BB IBB HBP BLK WP HR S P ERA WHIP	IP WLS BF H R ER SO BB IBB HBP BLK WP HR S P ERA WHIP	IP WLS BF H R ER SO BB IBB HBP BLK WP HR S P ERA WHIP	IP WLS BF H R ER SO BB IBB HBP BLK WP HR S P ERA WHIP	IP WLS BF H R ER SO BB IBB HBP BLK WP HR S P ERA WHIP	IP WLS BF H R ER SO BB IBB HBP BLK WP HR S P ERA WHIP	IP WLS BF H R ER SO BB IBB HBP BLK WP HR S P ERA WHIP	IP WLS BF H R ER SO BB IBB HBP BLK WP HR S P ERA WHIP	IP WLS BF H R ER SO BB IBB HBP BLK WP HR S P ERA WHIP	IP WLS BF H R ER SO BB IBB HBP BLK WP HR S P ERA WHIP	IP WLS BF H R ER SO BB IBB HBP BLK WP HR S P ERA WHIP	IP WLS BF H R ER SO BB IBB HBP BLK WP HR S P ERA WHIP	IP WLS BF H R ER SO BB IBB HBP BLK WP HR S P ERA WHIP	IP WLS BF H R ER SO BB IBB HBP BLK WP HR S P ERA WHIP	IP WLS BF H R ER SO BB IBB HBP BLK WP HR S P ERA WHIP	IP WLS BF H R ER SO BB IBB HBP BLK WP HR S P ERA WHIP	IP WLS BF H R ER SO BB IBB HBP BLK WP HR S P ERA WHIP	IP WLS BF H R ER SO BB IBB HBP BLK WP HR S P ERA WHIP	IP WLS BF H R ER SO BB IBB HBP BLK WP HR S P ERA WHIP
Nolan Ryan, R ERA: 3.43 Dave Smith, R ERA: 3.08 Frank LaCorte, R ERA: 4.87 Randy Moffitt, R ERA: 4.15 (10.1)	1.0	6	3	2	2	0	0	0	0	0	6	6	18.00	3.000									
1.0	L	6	0	1	0	0	1	1	0	0	0	0	0.00	1.000									

New York Mets @ Houston Astros
Astrodome, Houston, TX
Sat May 22 1982, 8:05 PM EDT
Att. 33,253 - Dome

AB 45
R 6
H 11
RBI 5
BB 8
SO 12
LOB 24

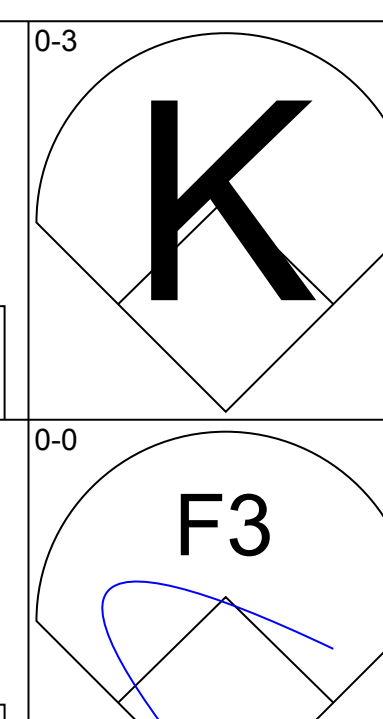
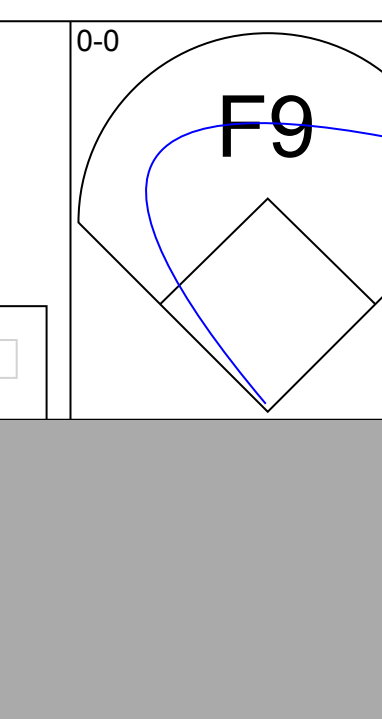
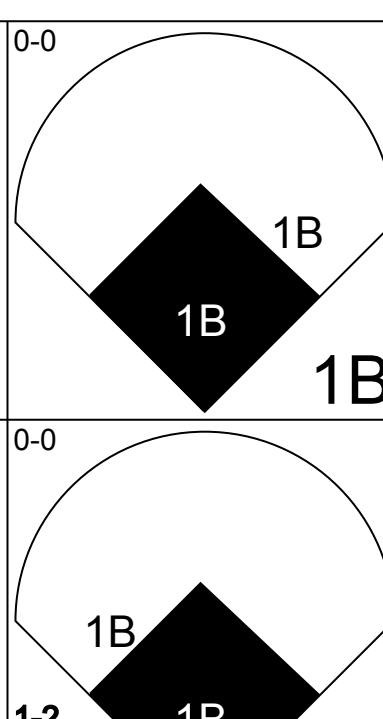
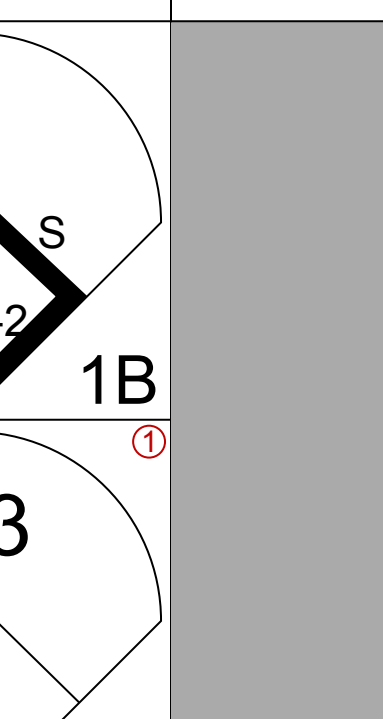
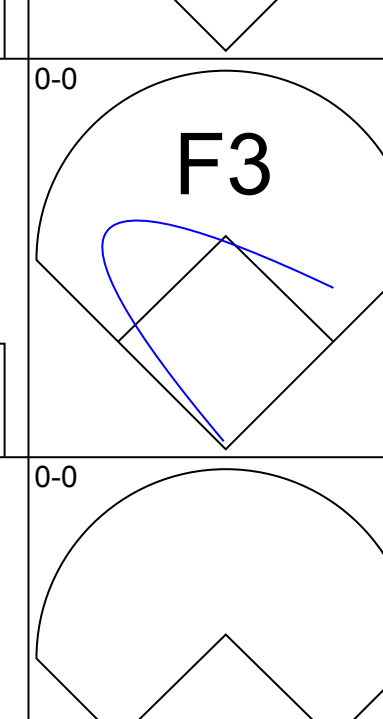
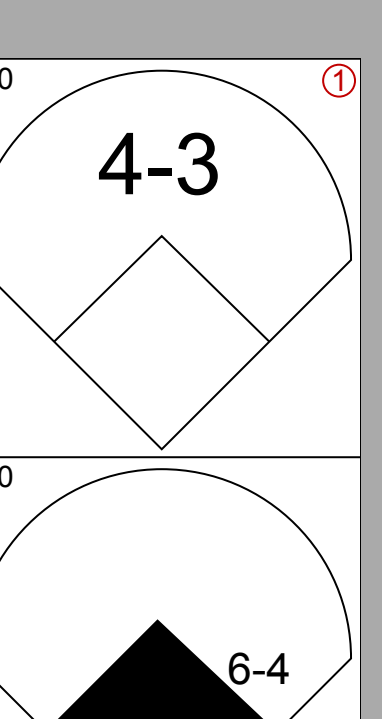
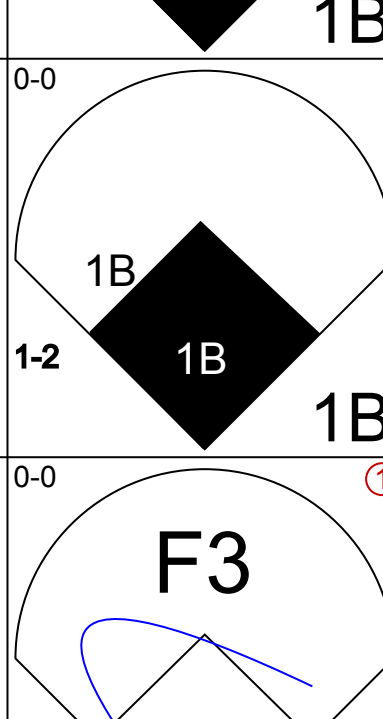
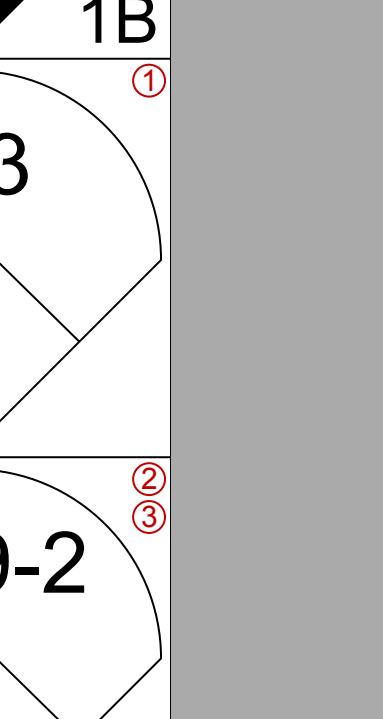
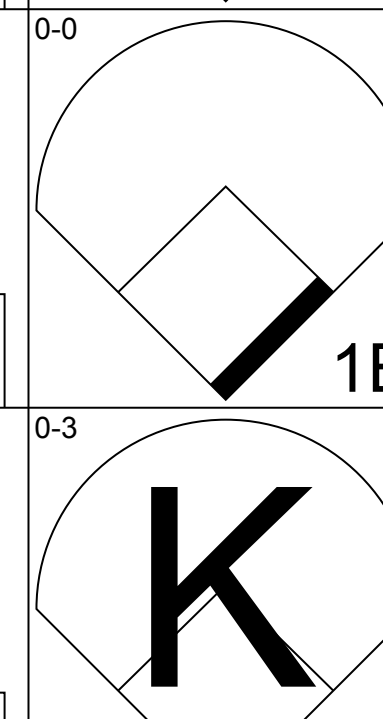
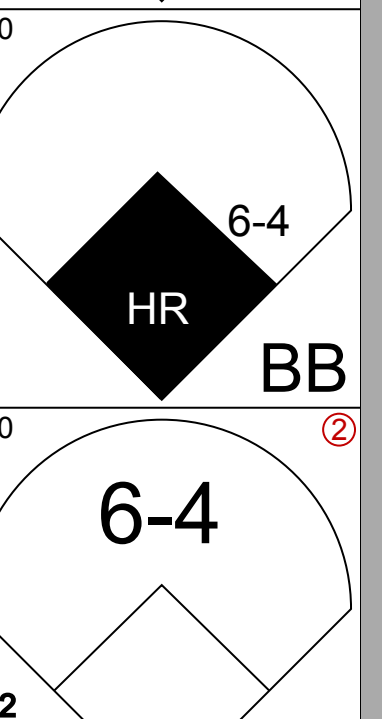
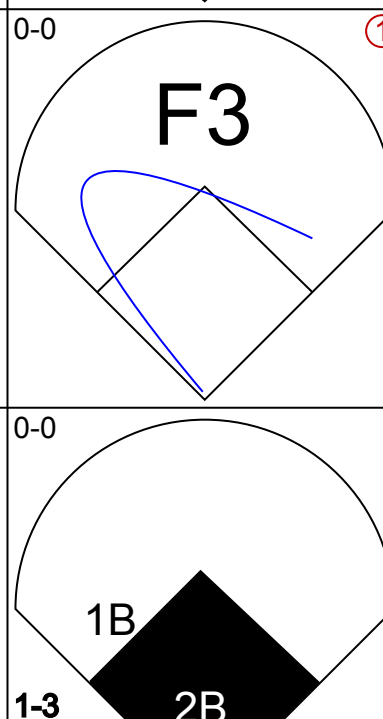
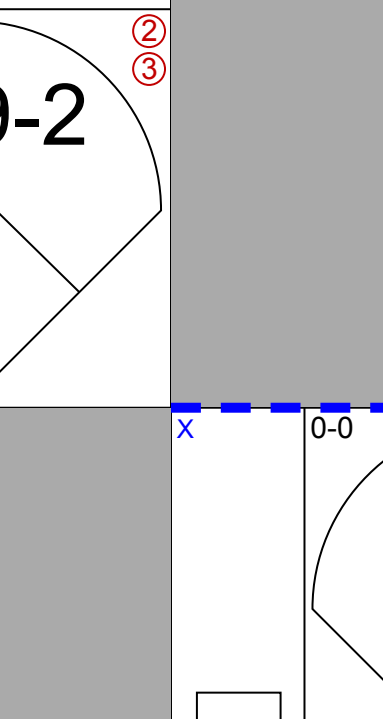
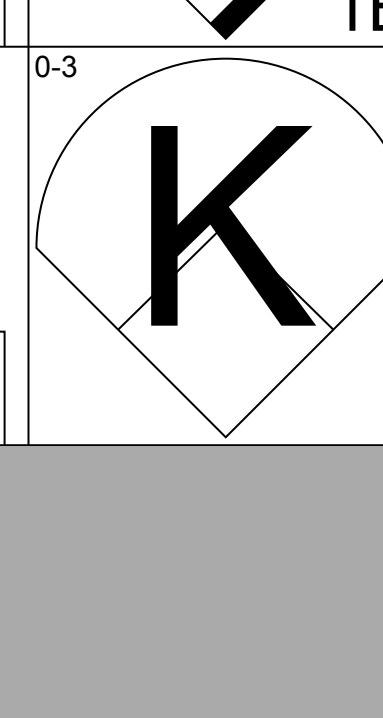
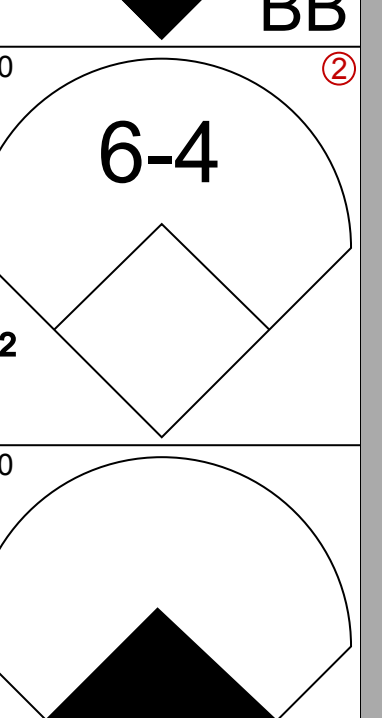
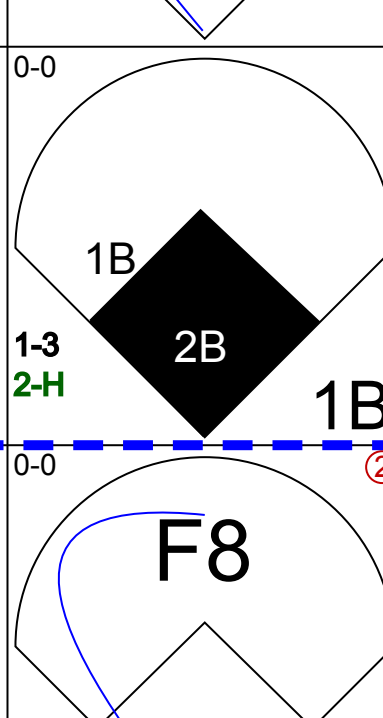
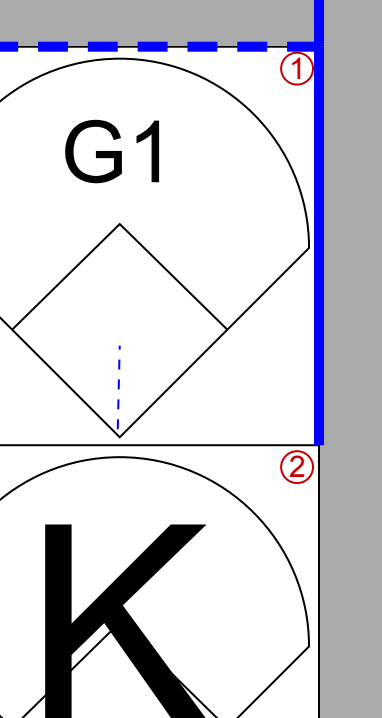
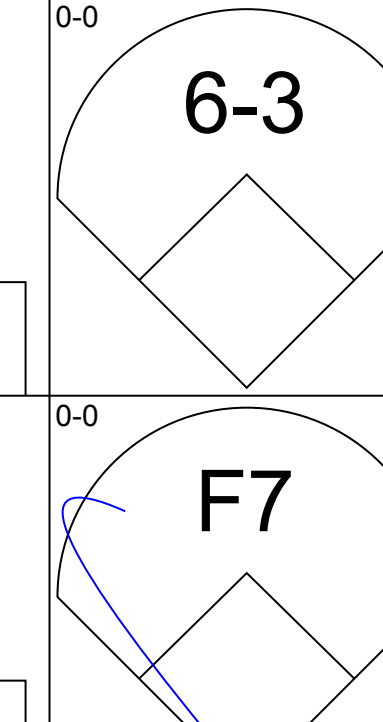
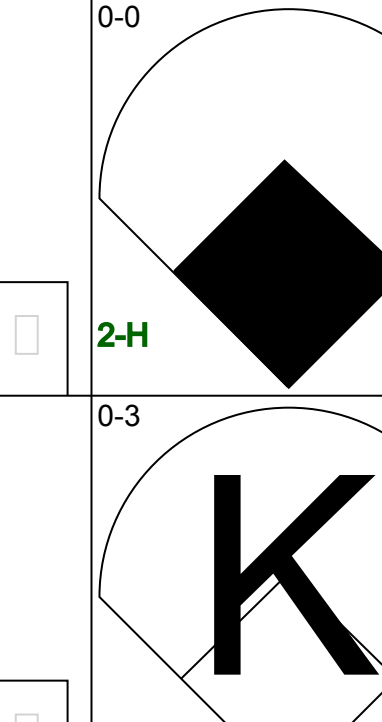
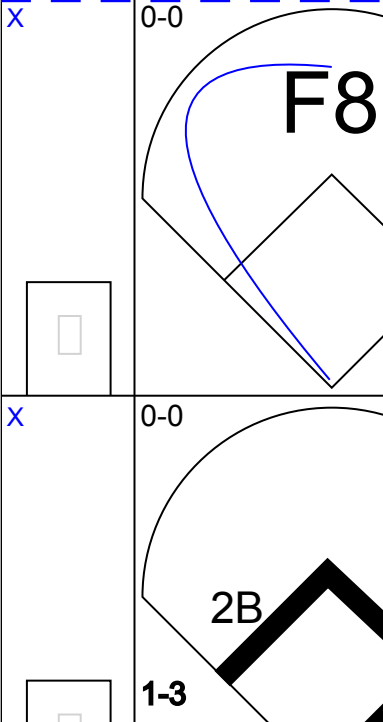
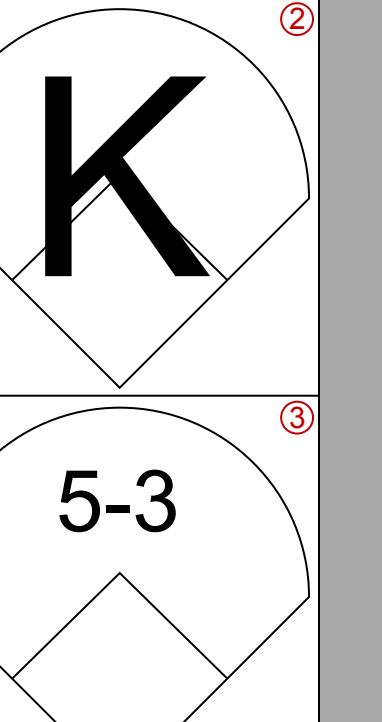

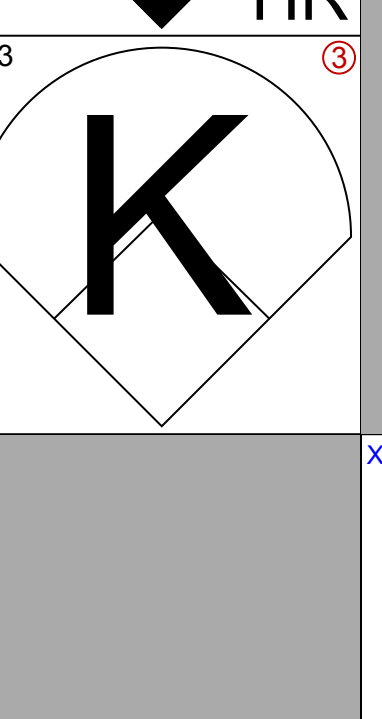
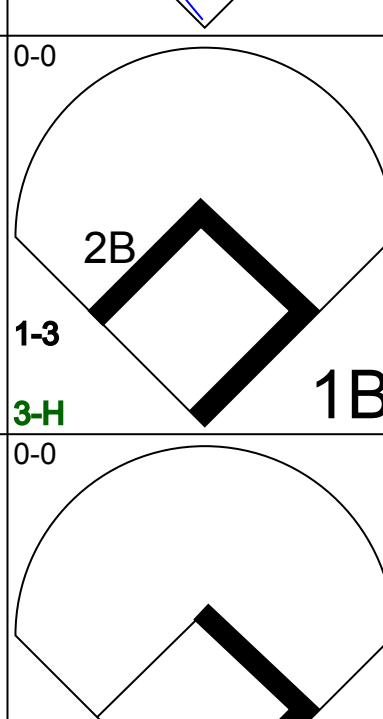
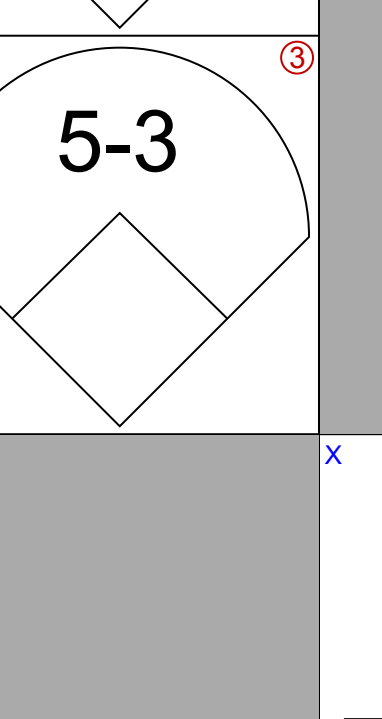

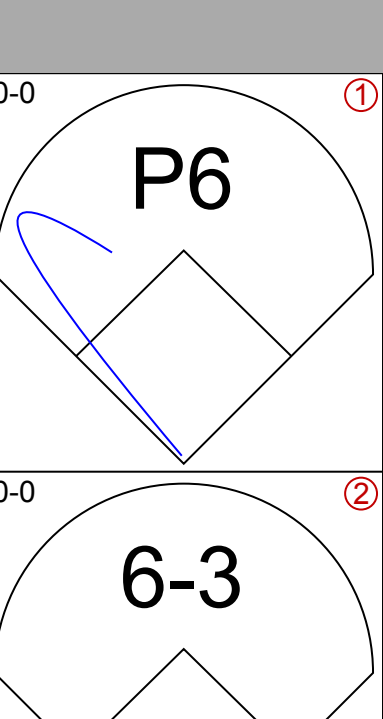
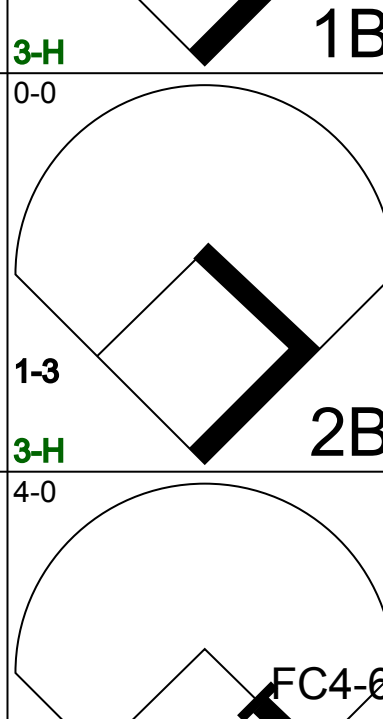
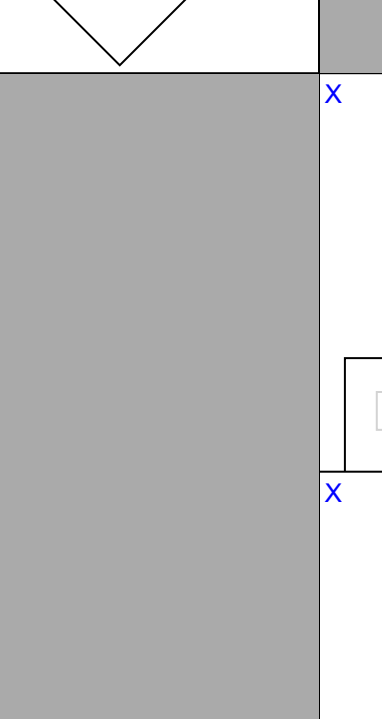
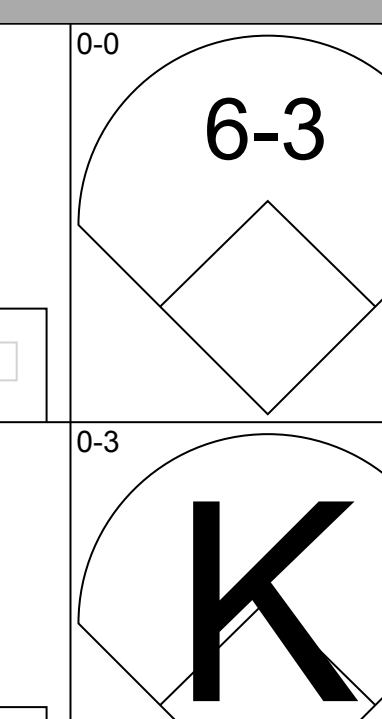
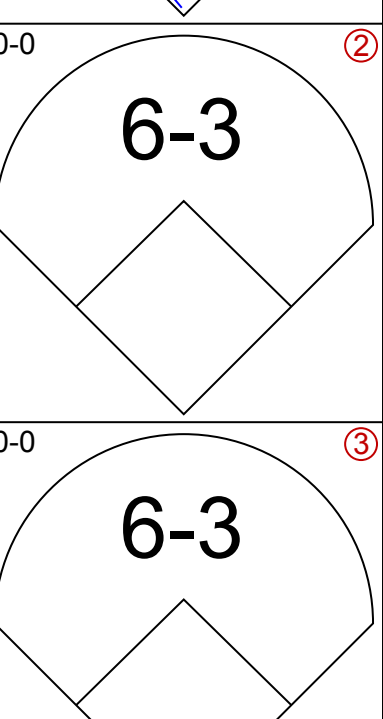
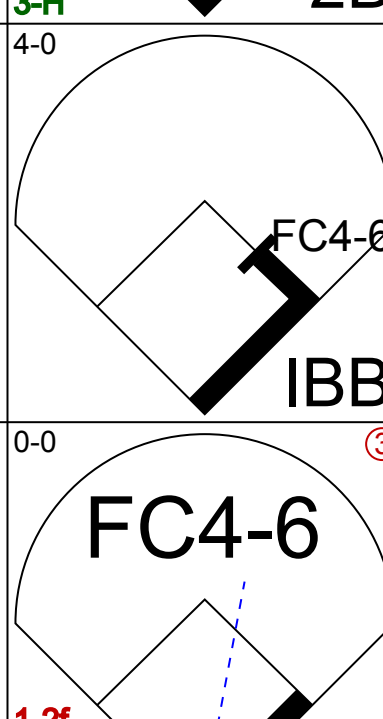
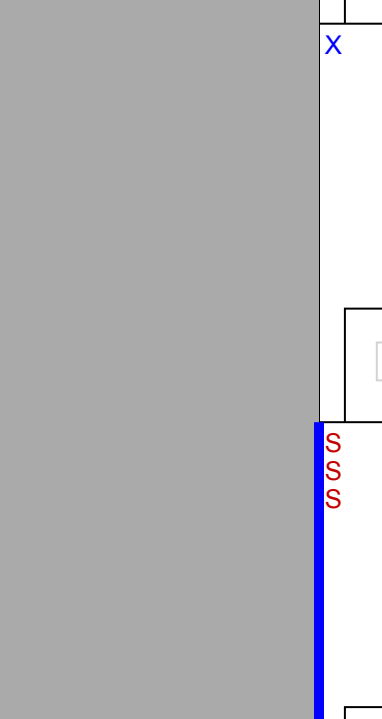

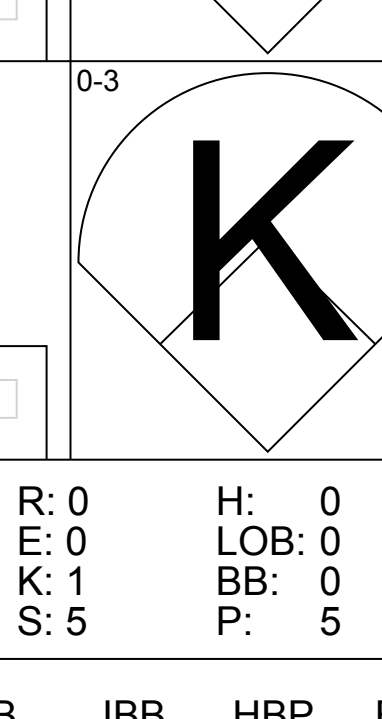
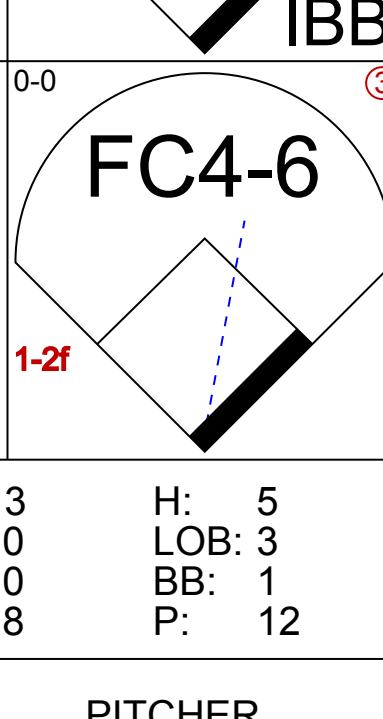
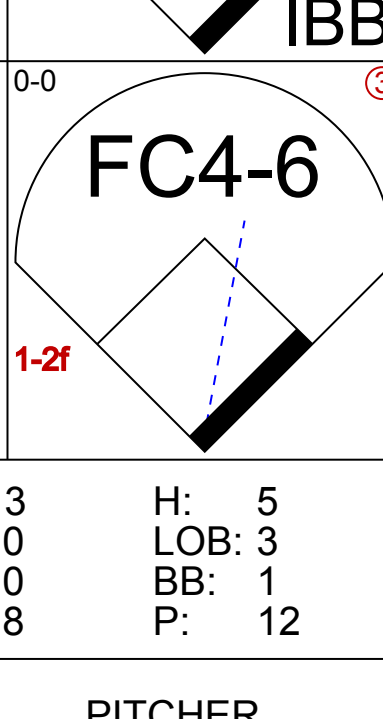
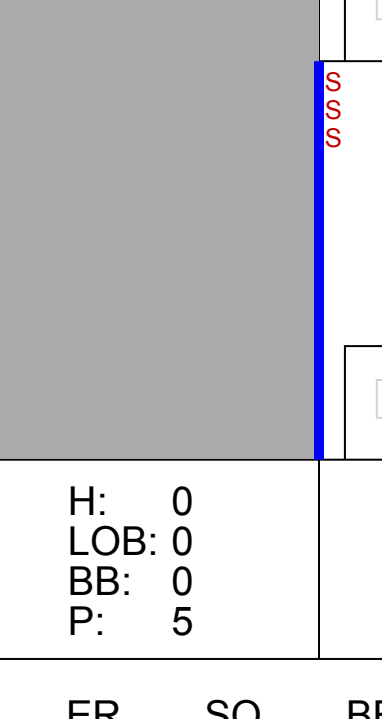
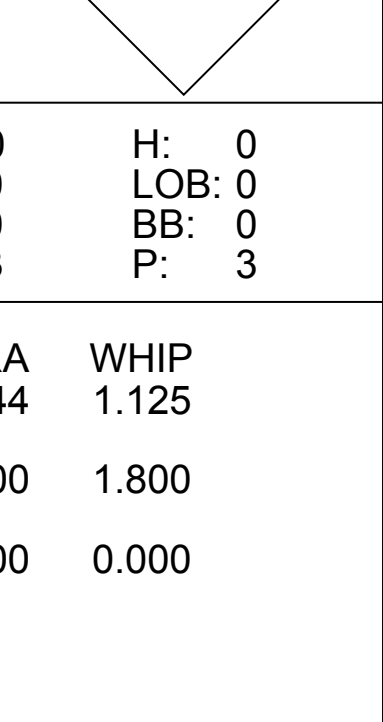
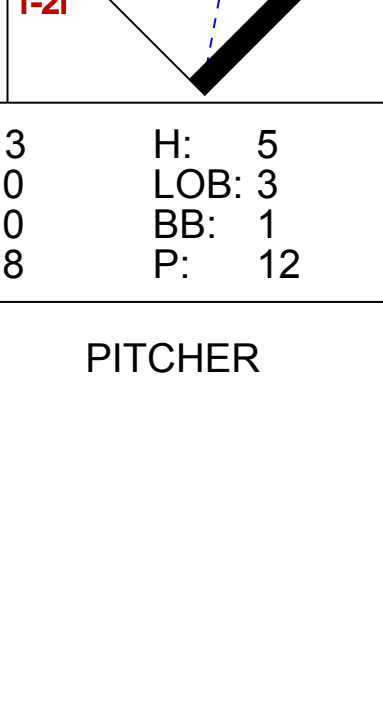
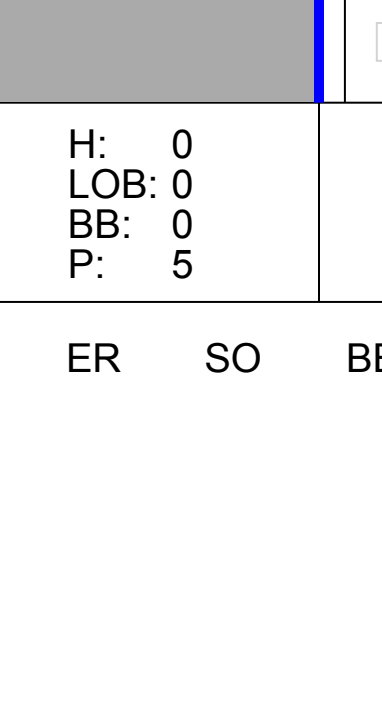


Batter	1	2	3	4	5	6	7	8	9	10	11	12	AB	R	H	RBI	BB	SO	LOB	BOTTOM
Dickie Thon, R OBP: 0.284, SLG: 0.319 (1.5)	F8		K			F4		2B	1B			F3	6	0	2	0	0	1	1	
Tony Scott, S OBP: 0.267, SLG: 0.318 (1.8)	CS 1B		P4		F7		F7		F8			K	6	0	1	0	0	1	2	
Ray Knight, R OBP: 0.353, SLG: 0.463 Scott Loucks, R (12, PR)	K		K		K		1B 1B		F9		4-3	FC5-4 1B	6	0	2	0	0	2	2	
Jose Cruz, L OBP: 0.339, SLG: 0.418 (1.7)	CS		F8		F9		1B		E 1B HR 1B		4-3	FC5-4 1B	6	1	3	0	0	0	1	
Phil Garner, R OBP: 0.339, SLG: 0.485 (1.4)		F8			F7		F7		HR E 1B		F7		5	1	1	0	0	0	3	
Kiko Garcia, R OBP: 0.288, SLG: 0.350 Craig Reynolds, L OBP: 0.333, SLG: 0.294 (8.6)		5-3			3B BB		F5		E3 HR		F8		1	1	0	0	1	0	0	
Terry Puhl, L OBP: 0.321, SLG: 0.401 (1.9)			S 1B		3B		K		HR		F8		5	1	3	5	0	1	0	
Alan Ashby, S OBP: 0.326, SLG: 0.400 (1.2)		P5			5-3		K		4-3		K		5	0	0	0	0	2	2	
Nolan Ryan, R ERA: 3.47 Dave Smith, R ERA: 3.08 Danny Heep, L Frank LaCorte, R Joe Pittman, R Randy Moffitt, R (12.1)	2.0	10	3	3	3	2	0	0	0	0	14	14	13.500	1.500						
4.0	W	16	4	1	0	3	0	0	0	0	1	22	22	0.00	1.000					

New York Mets @ Houston Astros
Astrodome, Houston, TX
Sat May 22 1982, 8:05 PM EDT
Att. 33,253 - Dome

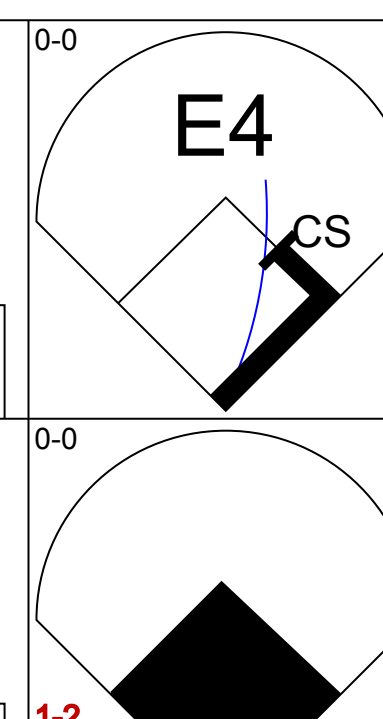
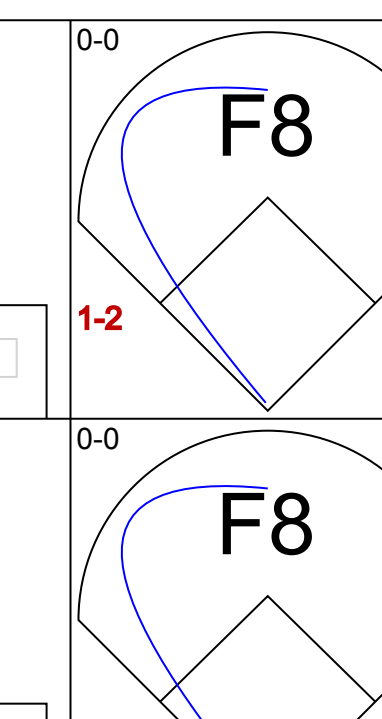
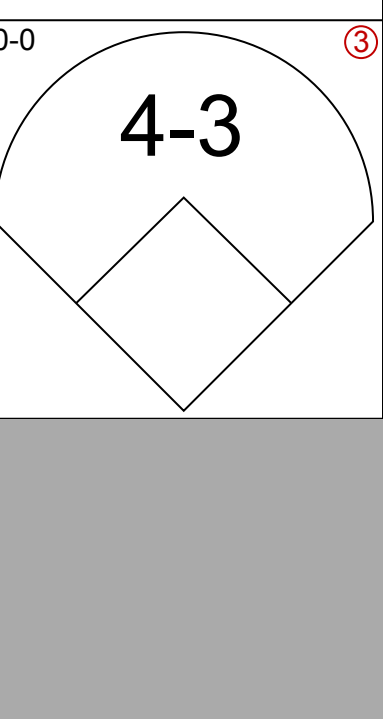
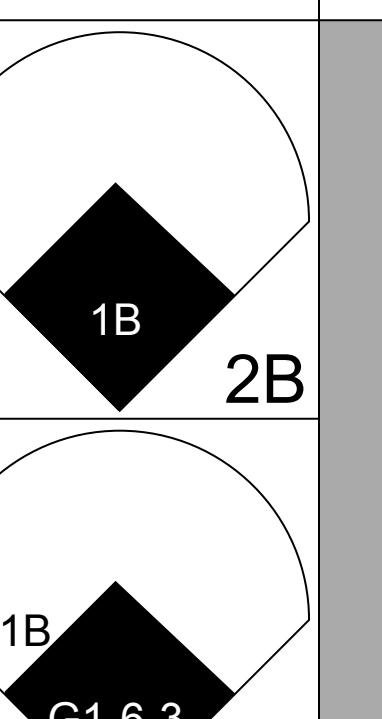
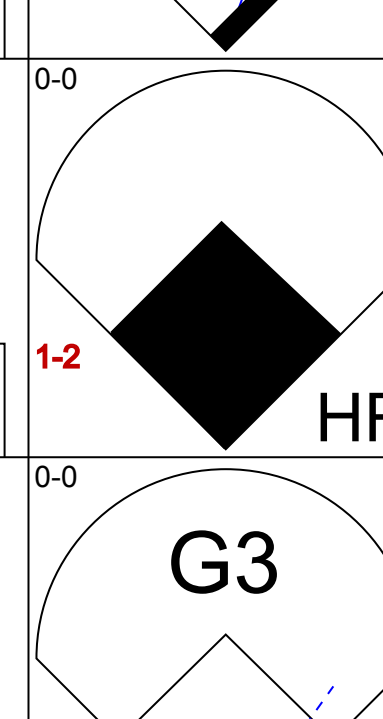
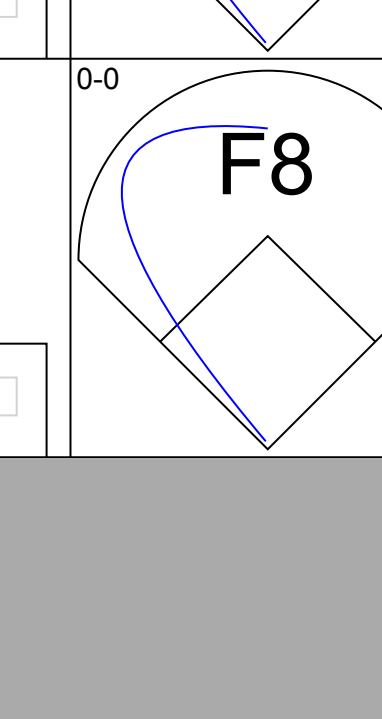
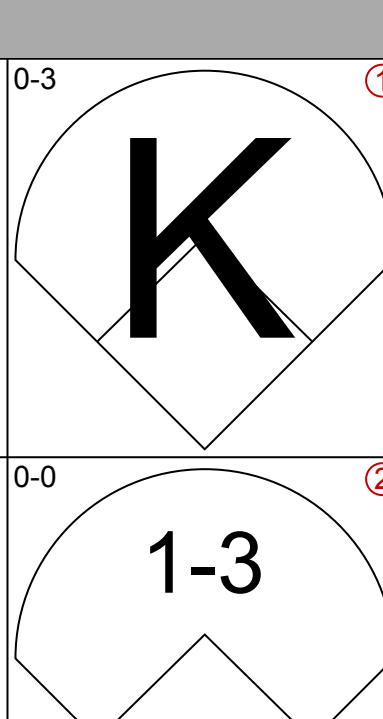
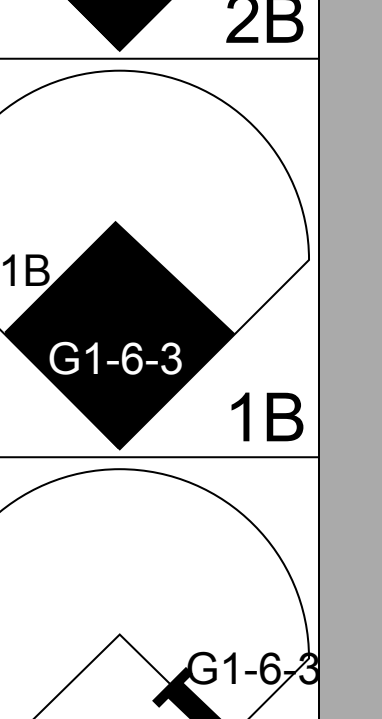
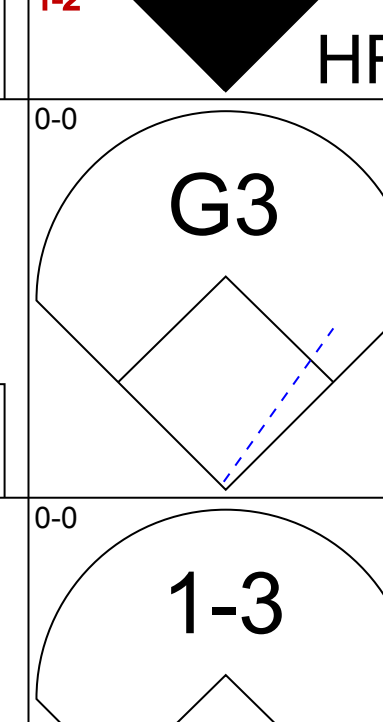
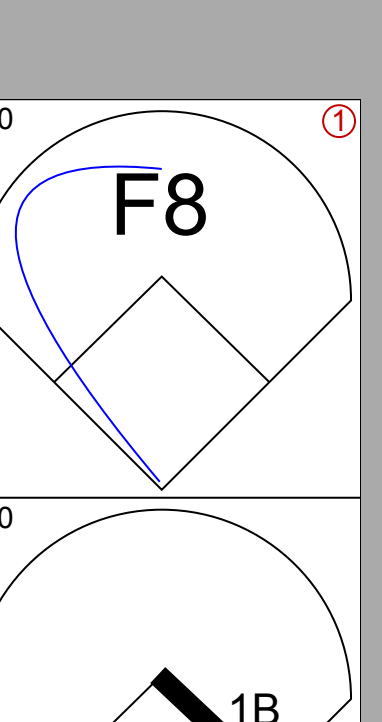
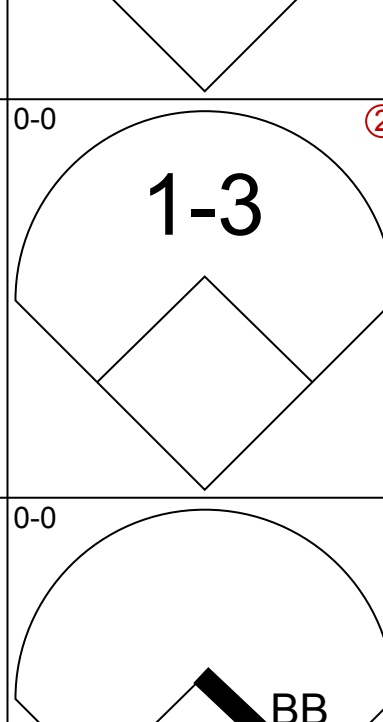
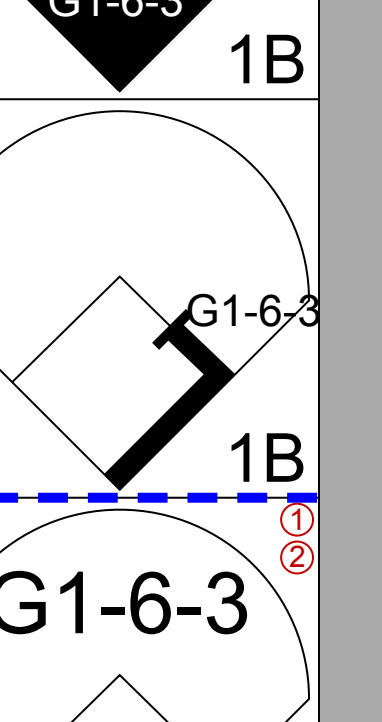
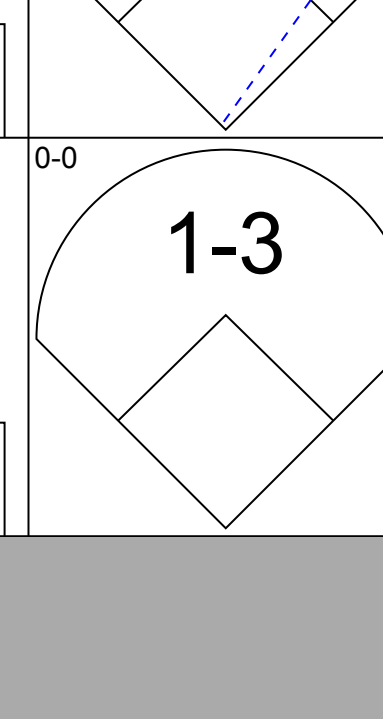
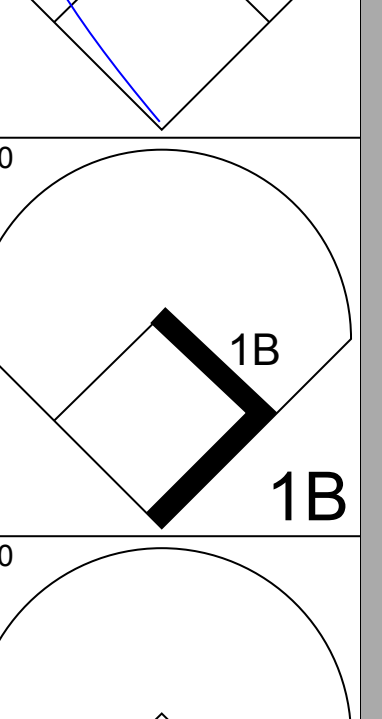
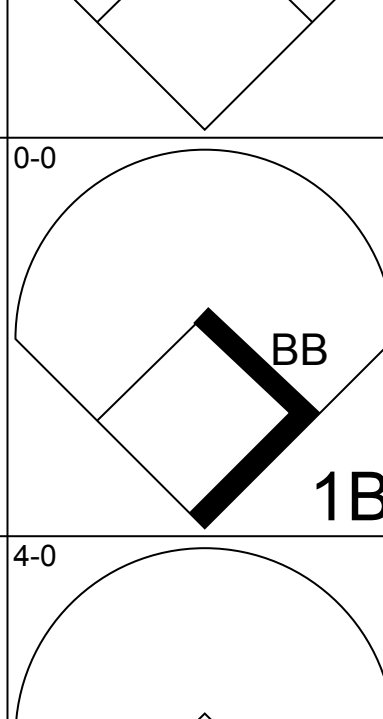
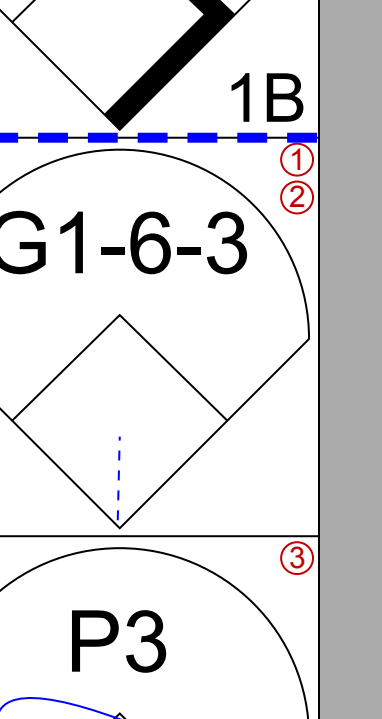
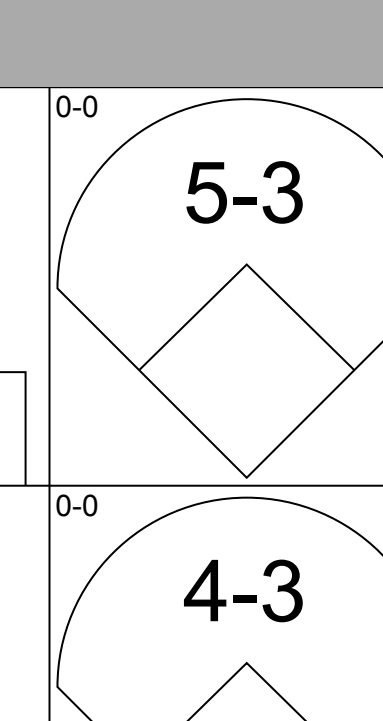
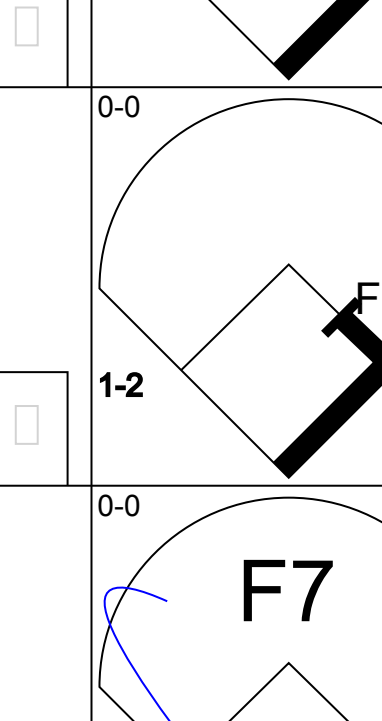
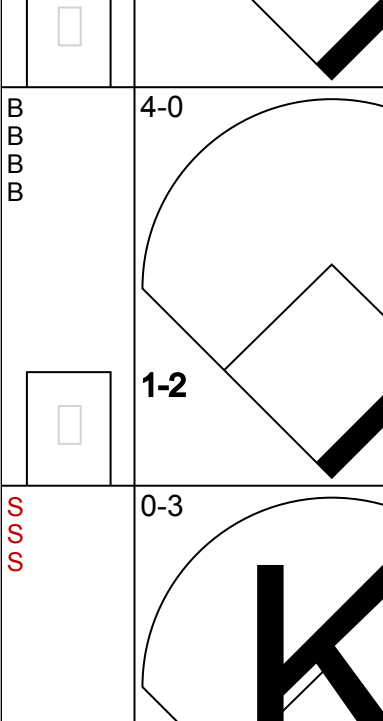
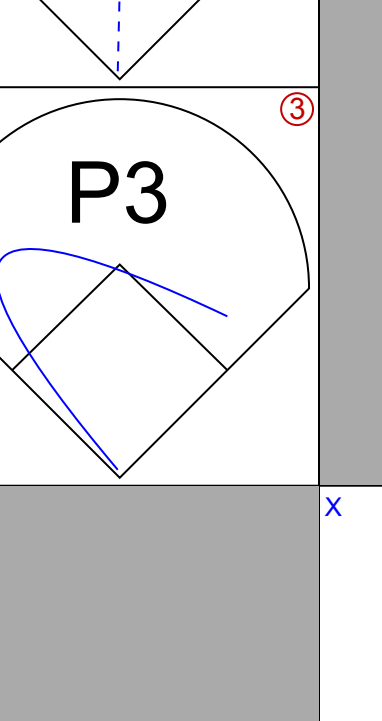

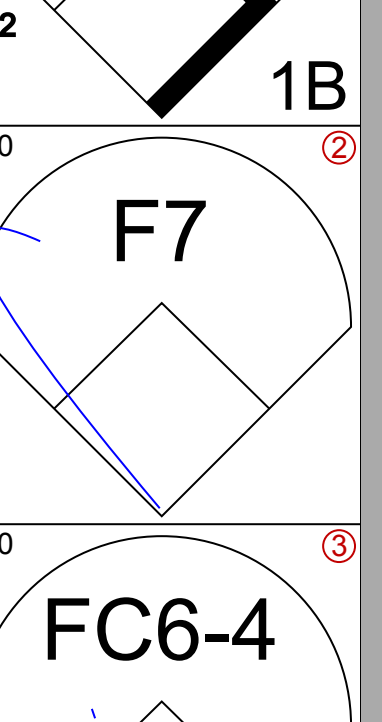
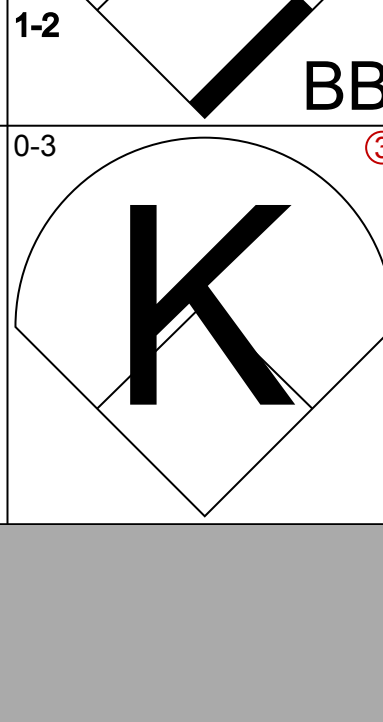
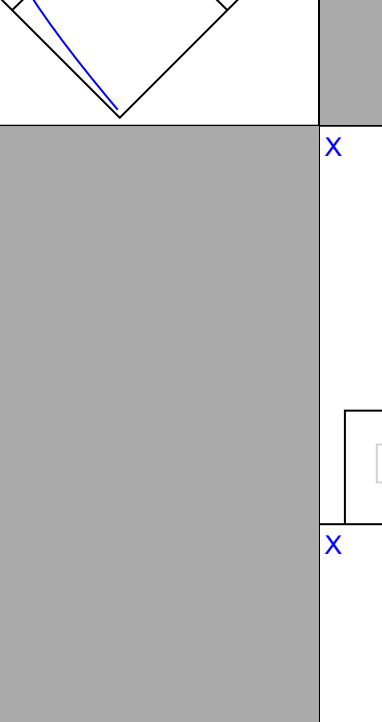

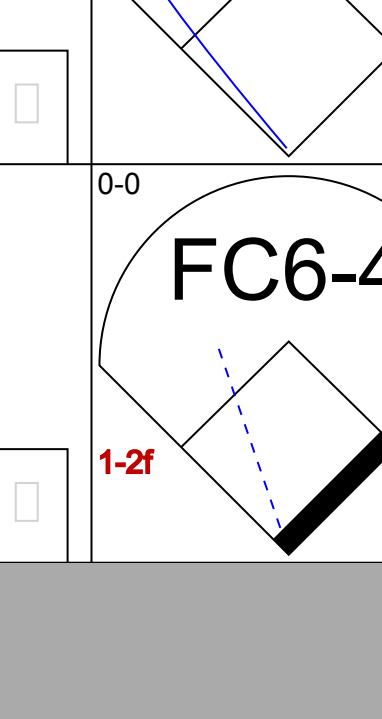



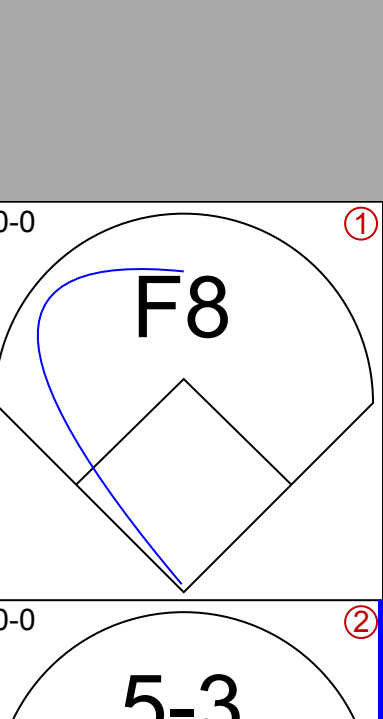
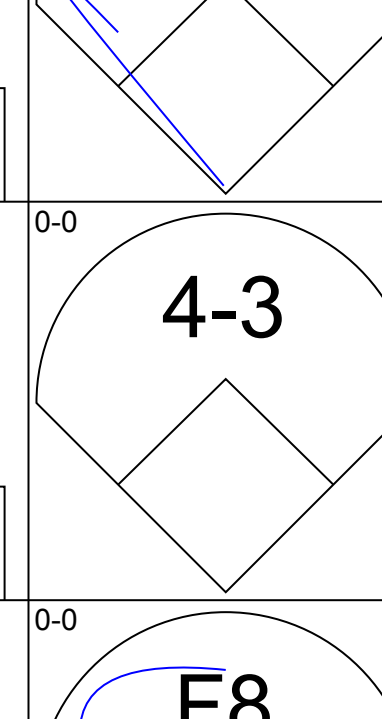
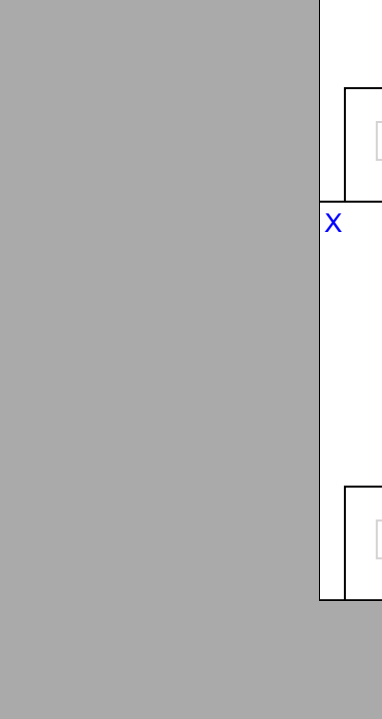

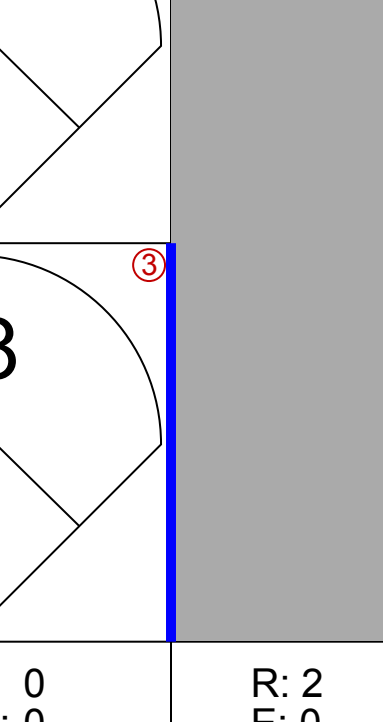
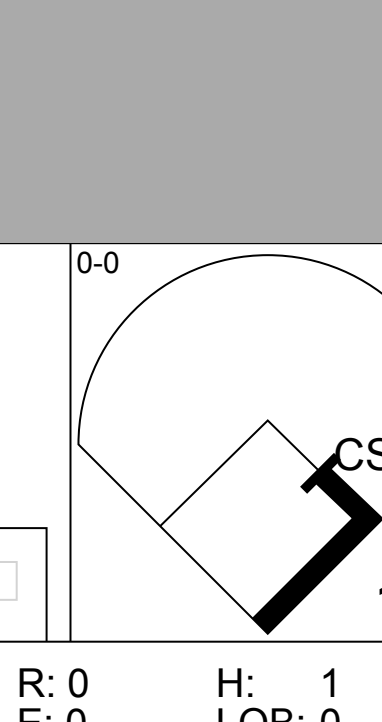
AB 48
R 5
H 12
RBI 5
BB 1
SO 8
LOB 16




Batter	1	2	3	4	5	6	7	8	9	AB	R	H	RBI	BB	SO	LOB	TOP					
Mookie Wilson, S OBP: 0.351, SLG: 0.423 (1, 8)										4	1	2	0	0	1	0	New York Mets @ Atlanta Braves Atlanta-Fulton County Stadium, Atlanta, GA Mon May 24 1982, 7:05 PM EDT Att: 10,388 - Unknown					
John Stearns, R OBP: 0.373, SLG: 0.474 (1, 2)										4	1	1	0	0	0	1						
George Foster, R OBP: 0.315, SLG: 0.340 Joel Youngblood, R OBP: 0.284, SLG: 0.375 (8, 7)										3	1	1	0	1	0	3						
Dave Kingman, R OBP: 0.309, SLG: 0.531 Mike Jorgensen, L OBP: 0.375, SLG: 0.231 (8, 3)										4	1	1	1	0	1	2						
Ellis Valentine, R OBP: 0.243, SLG: 0.288 (1, 9)										4	1	1	2	0	1	2						
Hubie Brooks, R OBP: 0.327, SLG: 0.310 (1, 5)										4	0	1	1	0	1	0						
Ron Gardenhire, R OBP: 0.295, SLG: 0.280 (1, 6)										4	0	1	1	0	0	0						
Tom Verzyer, R OBP: 0.405, SLG: 0.412 (1, 4)										3	0	0	0	1	0	0						
Pat Zachry, R (1, 1)										3	0	0	0	0	1	3						
Neil Allen, R OBP: 0.400, SLG: 0.250 (8, 1)										1	0	0	0	0	1	0						
Inning Stats	R: 0 E: 0 K: 2 S: 8	H: 1 LOB: 1 BB: 0 P: 8	R: 0 E: 0 K: 0 S: 3	H: 0 LOB: 0 BB: 0 P: 3	R: 0 E: 0 K: 1 S: 5	H: 0 LOB: 0 BB: 0 P: 5	R: 2 E: 0 K: 1 S: 6	H: 1 LOB: 0 BB: 1 P: 10	R: 0 E: 0 K: 0 S: 3	H: 0 LOB: 0 BB: 0 P: 3	R: 3 E: 0 K: 0 S: 8	H: 5 LOB: 3 BB: 1 P: 12	R: 0 E: 0 K: 0 S: 3	H: 1 LOB: 0 BB: 0 P: 3	R: 0 E: 0 K: 1 S: 5	H: 0 LOB: 0 BB: 0 P: 5	R: 0 E: 0 K: 1 S: 5	H: 0 LOB: 0 BB: 0 P: 5	1B: 6 2B: 2 3B: 0 HR: 1	SF: 0 SAC: 0 DP: 1 HBP: 0	WP: 0 PB: 0 SB: 1 CS: 0	PA: 36
PITCHER	IP WLS BF H R ER SO BB IBB HBP BLK WP HR S P ERA WHIP																					
Ken Dayley, L ERA: 6.75 (1, 1)	5.1 L 22 5 5 5 4 1 0 0 0 0 1 29 33 8.44 1.125																					
Steve Bedrosian, R ERA: 1.46 (6, 1)	1.2 8 3 0 0 0 0 1 0 0 0 0 7 11 0.00 1.800																					
Gene Garber, R ERA: 1.73 (8, 1)	2.0 6 0 0 0 0 2 0 0 0 0 0 0 10 10 0.00 0.000																					

AB	34
R	5
H	8
RBI	5
BB	2
SO	6
LOB	11



Batter	1	2	3	4	5	6	7	8	9	AB	R	H	RBI	BB	SO	LOB	BOTTOM			
Brett Butler, L OBP: 0.321, SLG: 0.234 (1, 8)										4	1	1	0	0	0	1	New York Mets @ Atlanta Braves Atlanta-Fulton County Stadium, Atlanta, GA Mon May 24 1982, 7:05 PM EDT Att: 10,388 - Unknown			
Glenn Hubbard, R OBP: 0.341, SLG: 0.371 (1, 4)										4	2	2	2	0	1	0				
Claudell Washington, L OBP: 0.319, SLG: 0.496 (1, 9)										4	0	1	0	0	0	0				
Dale Murphy, R OBP: 0.409, SLG: 0.632 (1, 7)										4	0	2	0	0	0	1				
Bob Horner, R OBP: 0.396, SLG: 0.596 (1, 5)										3	0	1	0	1	0	0				
Chris Chambliss, L OBP: 0.375, SLG: 0.493 (1, 3)										4	0	0	0	0	1	4				
Bruce Benedict, R OBP: 0.310, SLG: 0.279 (1, 2)										4	0	1	0	0	0	2				
Rafael Ramirez, R OBP: 0.303, SLG: 0.377 (1, 6)										4	0	0	0	0	0	1				
Ken Dayley, L OBP: 0.500, SLG: 0.400 Steve Bedrosian, R (6, 1)										2	0	1	0	0	0	0				
Larry Whisenton, L OBP: 0.462, SLG: 0.438 Gene Garber, R (8, 1)										1	0	0	0	0	0	0				
Inning Stats	R: 1 E: 1 K: 0 S: 4	H: 1 LOB: 0 BB: 0 P: 4	R: 0 E: 0 K: 0 S: 4	H: 1 LOB: 1 BB: 0 P: 4	R: 0 E: 0 K: 0 S: 3	H: 1 LOB: 0 BB: 0 P: 3	R: 0 E: 0 K: 0 S: 5	H: 2 LOB: 2 BB: 0 P: 5	R: 0 E: 0 K: 2 S: 8	H: 1 LOB: 2 BB: 1 P: 12	R: 0 E: 0 K: 0 S: 3	H: 0 LOB: 0 BB: 0 P: 3	R: 2 E: 0 K: 0 S: 5	H: 3 LOB: 0 BB: 0 P: 5	R: 0 E: 0 K: 0 S: 3	H: 0 LOB: 0 BB: 0 P: 3	1B: 6 2B: 2 3B: 0 HR: 1	SF: 0 SAC: 0 DP: 1 HBP: 0	WP: 0 PB: 0 SB: 0 CS: 2	PA: 35
PITCHER	IP WLS BF H R ER SO BB IBB HBP BLK WP HR S P ERA WHIP																			
Pat Zachry, R ERA: 4.59 (1, 1)	7.0 W 30 9 3 3 2 1 0 0 0 0 0 1 33 37 3.86 1.429																			
Neil Allen, R ERA: 2.3 (8, 1)	2.0 S 5 0 0 0 0 0 0 0 0 0 0 0 5 5 0.00 0.000																			




Batter	1	2	3	4	5	6	7	8	9	AB	R	H	RBI	BB	SO	LOB	TOP			
Mookie Wilson, S OBP: 0.349, SLG: 0.419	2-3	1-2 3-H 1B			F8			4-3		4	0	1	1	0	0	0	New York Mets @ Atlanta Braves Atlanta-Fulton County Stadium, Atlanta, GA Tue May 25 1982, 7:05 PM EDT Att: 9,581 - Unknown			
John Stearns, R OBP: 0.394, SLG: 0.461	F8	4-3			4-3			F8		4	0	0	0	0	0	2				
George Foster, R OBP: 0.320, SLG: 0.361	E6			FC1-4 BB				HR		3	1	1	1	1	1	0				
Dave Kingman, R OBP: 0.307, SLG: 0.520	1-2 BB			FC1-4 G1-4-3				K		3	0	0	0	1	1	1				
Ellis Valentine, R OBP: 0.244, SLG: 0.286	K			G1-4-3						4	0	1	0	0	1	3				
Hubie Brooks, R OBP: 0.331, SLG: 0.322		1B 2B						F8		4	1	2	0	0	0	1				
Wally Backman, S OBP: 0.392, SLG: 0.393		1B 2-3 1B			F7			G4-6-3 1B		4	0	2	0	0	1	2				
Ron Gardenhire, R OBP: 0.286, SLG: 0.270		K			P3			F9		4	0	0	0	0	1	5				
Mike Scott, R OBP: 0.130, SLG: 0.136		L8			1-3			G4-6-3		1	0	0	0	0	0	2				
Tom Hausman, R OBP: 0.353, SLG: 0.214										1	0	0	0	0	0	1				
Ed Lynch, R										0	0	0	0	0	0	0				
Inning Stats	R: 0 E: 1 K: 1 S: 6	H: 0 LOB: 2 BB: 1 P: 10	R: 1 E: 0 K: 1 S: 8	H: 3 LOB: 0 BB: 0 P: 8	R: 0 E: 0 K: 0 S: 2	H: 0 LOB: 0 BB: 1 P: 6	R: 0 E: 0 K: 0 S: 4	H: 1 LOB: 1 BB: 0 P: 4	R: 0 E: 0 K: 0 S: 5	H: 0 LOB: 0 BB: 0 P: 5	R: 0 E: 0 K: 0 S: 3	H: 1 LOB: 0 BB: 0 P: 3	R: 1 E: 0 K: 1 S: 6	H: 1 LOB: 1 BB: 0 P: 6	R: 0 E: 0 K: 1 S: 6	H: 1 LOB: 1 BB: 0 P: 6	1B: 5 2B: 1 3B: 0 HR: 1	SF: 0 SAC: 0 DP: 2 HBP: 0	WP: 0 PB: 0 CS: 0	PA: 35
PITCHER Rick Mahler, R ERA: 3.45	IP: 9.0 WLS: W BF: 35	H: 7 R: 2 ER: 2 SO: 5	BB: 2 IBB: 0 HBP: 0 BLK: 0	WP: 0 HR: 1 S: 43 P: 51	ERA: 2.00 WHIP: 1.000											ERA: 2.00 WHIP: 1.000				

AB	33
R	2
H	7
RBI	2
BB	2
SO	5
LOB	18



Batter	1	2	3	4	5	6	7	8	9	AB	R	H	RBI	BB	SO	LOB	BOTTOM			
Claudell Washington, L OBP: 0.322, SLG: 0.420	4-3	1-3 3-H HR 2B	P5		F8					5	1	2	2	0	0	1	New York Mets @ Atlanta Braves Atlanta-Fulton County Stadium, Atlanta, GA Tue May 25 1982, 7:05 PM EDT Att: 9,581 - Unknown			
Glenn Hubbard, R OBP: 0.337, SLG: 0.385	6-3	2-H 3-H HR	5-3					P6		5	1	1	3	0	0	1				
Chris Chambliss, L OBP: 0.370, SLG: 0.484	6-3	E 1B			4-3			F8		5	1	1	0	0	0	1				
Dale Murphy, R OBP: 0.405, SLG: 0.641		HR			F9					4	1	1	1	0	0	1				
Brett Butler, L OBP: 0.321, SLG: 0.234		E5 1B						3-1		0	0	0	0	0	0	0				
Bob Horner, R OBP: 0.393, SLG: 0.586		1B K			F7			P5		4	1	1	0	0	1	2				
Larry Whitenton, L OBP: 0.512, SLG: 0.556		3B HBP			E 1B SF7			G6-4-3 1B		4	2	4	2	0	0	0				
Bruce Benedict, R OBP: 0.315, SLG: 0.283		SF8 HBP			E7 1B			G6-4-3		2	0	1	1	0	0	1				
Rafael Ramirez, R OBP: 0.304, SLG: 0.385		1B 2B			SF7					2	1	1	1	0	0	3				
Jerry Royster, R OBP: 0.236, SLG: 0.350		F8						SH1-3 2B		1	1	1	0	0	0	0				
Rick Mahler, R OBP: 0.130, SLG: 0.130		2B HR 1B			3-H P4			SH1-3		3	1	1	0	0	1	1				
Inning Stats	R: 0 E: 0 K: 0 S: 3	H: 0 LOB: 0 BB: 0 P: 3	R: 8 E: 1 K: 1 S: 15	H: 9 LOB: 3 BB: 0 P: 16	R: 0 E: 0 K: 1 S: 5	H: 0 LOB: 0 BB: 0 P: 5	R: 0 E: 0 K: 0 S: 3	H: 0 LOB: 0 BB: 0 P: 3	R: 1 E: 1 K: 0 S: 5	H: 2 LOB: 1 BB: 0 P: 5	R: 0 E: 0 K: 0 S: 3	H: 0 LOB: 0 BB: 0 P: 3	R: 0 E: 0 K: 0 S: 3	H: 1 LOB: 0 BB: 0 P: 3	R: 1 E: 0 K: 0 S: 5	H: 2 LOB: 1 BB: 0 P: 5	1B: 7 2B: 4 3B: 1 HR: 2	SF: 2 SAC: 1 DP: 1 HBP: 1	WP: 0 PB: 0 CS: 0	PA: 39
PITCHER Mike Scott, R ERA: 3.62	IP: 1.1 WLS: L BF: 10	H: 6 R: 6 ER: 6 SO: 6	BB: 0 IBB: 0 HBP: 0 BLK: 0	WP: 0 HR: 1 S: 10 P: 10	ERA: 40.50 WHIP: 4.500											ERA: 1.93 WHIP: 1.071				
Tom Hausman, R ERA: 1.93	IP: 4.2 WLS: L BF: 21	H: 5 R: 3 ER: 1 SO: 2	BB: 0 IBB: 0 HBP: 1 BLK: 0	WP: 0 HR: 0 S: 24 P: 25	ERA: 1.93 WHIP: 1.071											ERA: 4.50 WHIP: 1.500				
Ed Lynch, R ERA: 3.62	IP: 2.0 WLS: L BF: 8	H: 3 R: 1 ER: 1 SO: 0	BB: 0 IBB: 0 HBP: 0 BLK: 0	WP: 0 HR: 0 S: 8 P: 8	ERA: 4.50 WHIP: 1.500											ERA: 3.62				



Batter	1	2	3	4	5	6	7	8	9	AB	R	H	RBI	BB	SO	LOB	TOP								
Mookie Wilson, S OBP: 0.351, SLG: 0.415 (1, 8)	F7	E4		F9	4-3			BB		4	0	1	1	1	0	2	New York Mets @ Atlanta Braves Atlanta-Fulton County Stadium, Atlanta, GA Wed May 26 1982, 7:05 PM EDT Att: 12,460 - Unknown								
John Stearns, R OBP: 0.352, SLG: 0.445 (1, 2)	5-3	F8		5-3				F8		5	0	0	0	0	0	4									
George Foster, R OBP: 0.339, SLG: 0.373 (1, 7)										3	1	3	0	2	0	0									
Dave Kingman, R OBP: 0.310, SLG: 0.510 Mike Jorgensen, L OBP: 0.353, SLG: 0.214 (1, 3) (9, 3)	F7									3	0	0	0	2	0	3									
Gary Rajsich, L OBP: 0.268, SLG: 0.327 Joel Youngblood, R OBP: 0.291, SLG: 0.371 (1, 9) (7, 9)				P4						4	1	2	1	0	0	2									
Hubie Brooks, R OBP: 0.327, SLG: 0.318 (1, 5)										5	2	1	0	0	2	5									
Wally Backman, S OBP: 0.289, SLG: 0.430 Tom Verzyer, R OBP: 0.405, SLG: 0.412 (1, 4) (9, 4)										4	2	2	3	0	0	2									
Ron Gardenhire, R OBP: 0.289, SLG: 0.274 Bob Bailor, R OBP: 0.349, SLG: 0.400 (1, 6) (5, PH) (5, 6)										2	0	1	0	0	0	2									
Pete Falcone, L OBP: 0.188, SLG: 0.188 Craig Swan, R (3, 1) Neil Allen, R OBP: 0.400, SLG: 0.250 (9, 1)										1	0	1	1	0	0	0									
Inning Stats	R: 0 E: 0 K: 0 S: 3	H: 0 LOB: 1 BB: 1 P: 7	R: 2 E: 1 K: 0 S: 7	H: 5 LOB: 2 BB: 0 P: 7	R: 0 E: 0 K: 1 S: 6	H: 1 LOB: 2 BB: 1 P: 10	R: 0 E: 0 K: 0 S: 4	H: 1 LOB: 1 BB: 0 P: 4	R: 4 E: 0 K: 0 S: 6	H: 3 LOB: 1 BB: 2 P: 14	R: 0 E: 0 K: 0 S: 3	H: 1 LOB: 0 BB: 0 P: 3	R: 0 E: 0 K: 0 S: 3	H: 0 LOB: 1 BB: 1 P: 7	R: 0 E: 0 K: 1 S: 6	H: 1 LOB: 1 BB: 0 P: 6		1B: 11 2B: 0 3B: 0 HR: 1	SF: 0 SAC: 2 DP: 1 HBP: 0	WP: 0 PB: 0 SB: 0 CS: 0	PA: 42				
PITCHER	IP	WLS	BF	H	R	ER	SO	BB	IBB	HBP	BLK	WP	HR	S	P	ERA		WHIP							
Preston Hanna, R ERA: 4.71 Steve Bedrosian, R ERA: 1.83 Rick Camp, R ERA: 4.99 Larry McWilliams, L ERA: 4.55 (1, 1) (2, 1) (5, 1) (8, 1)	1.2		10	5	2	2	0	1	0	0	0	0	0	9	13	10.80		3.600							
Clauddell Washington, L OBP: 0.324, SLG: 0.420 (1, 9)																			5	1	2	1	0	0	3
Glenn Hubbard, R OBP: 0.335, SLG: 0.377 (1, 4)																			3	0	0	0	1	1	2
Dale Murphy, R OBP: 0.407, SLG: 0.638 (1, 8)																			4	0	2	0	0	0	0
Bob Horner, R OBP: 0.390, SLG: 0.574 (1, 5)																		3	1	0	0	1	0	3	
Bob Watson, R OBP: 0.286, SLG: 0.368 (1, 3)																		4	1	1	2	0	0	3	
Rufino Linares, R OBP: 0.341, SLG: 0.375 Larry Whisenton, L OBP: 0.500, SLG: 0.541 (1, 7) (8, PH) (9, 7)																		3	0	0	0	0	1	2	
Bruce Benedict, R OBP: 0.316, SLG: 0.284 Ken Smith, L OBP: 0.688, SLG: 0.583 (1, 2) (9, PH)																		3	0	1	0	0	0	0	
Rafael Ramirez, R OBP: 0.308, SLG: 0.384 (1, 6)																		3	1	1	0	0	0	1	
Preston Hanna, R OBP: 0.500, SLG: 0.750 Steve Bedrosian, R Rick Camp, R Brett Butler, L OBP: 0.330, SLG: 0.279 Larry McWilliams, L OBP: 0.330, SLG: 0.220 Chris Chambliss, L OBP: 0.308, SLG: 0.449 (1, 1) (2, 1) (5, 1) (7, PH) (8, 1) (9, PH)																		0	0	0	0	0	0	0	
Inning Stats	R: 3 E: 0 K: 0 S: 5	H: 2 LOB: 0 BB: 1 P: 9	R: 1 E: 0 K: 0 S: 4	H: 2 LOB: 0 BB: 0 P: 4	R: 0 E: 0 K: 1 S: 6	H: 1 LOB: 2 BB: 1 P: 10	R: 0 E: 1 K: 0 S: 4	H: 0 LOB: 1 BB: 0 P: 4	R: 0 E: 0 K: 0 S: 3	H: 0 LOB: 0 BB: 0 P: 3	R: 0 E: 0 K: 0 S: 4	H: 1 LOB: 1 BB: 0 P: 4	R: 0 E: 0 K: 0 S: 3	H: 0 LOB: 0 BB: 0 P: 3	R: 0 E: 0 K: 0 S: 4	H: 1 LOB: 1 BB: 0 P: 4	R: 0 E: 0 K: 1 S: 6	H: 1 LOB: 2 BB: 0 P: 7	1B: 7 2B: 0 3B: 0 HR: 1	SF: 0 SAC: 2 DP: 0 HBP: 1	WP: 0 PB: 0 SB: 1 CS: 1	PA: 39			
PITCHER	IP	WLS	BF	H	R	ER	SO	BB	IBB	HBP	BLK	WP	HR	S	P	ERA	WHIP								
Pete Falcone, L ERA: 4.07 Craig Swan, R ERA: 1.93 Neil Allen, R ERA: 2.22 (1, 1) (3, 1) (9, 1)	2.0	W	21	2	0	0	1	0	0	0	0	0	0	23	23	0.00	0.333								

Batter	1	2	3	4	5	6	7	8	9	AB	R	H	RBI	BB	SO	LOB	BOTTOM						
Clauddell Washington, L OBP: 0.324, SLG: 0.420 (1, 9)										5	1	2	1	0	0	3	New York Mets @ Atlanta Braves Atlanta-Fulton County Stadium, Atlanta, GA Wed May 26 1982, 7:05 PM EDT Att: 12,460 - Unknown						
Glenn Hubbard, R OBP: 0.335, SLG: 0.377 (1, 4)										3	0	0	0	1	1	2							
Dale Murphy, R OBP: 0.407, SLG: 0.638 (1, 8)										4	0	2	0	0	0	0							
Bob Horner, R OBP: 0.390, SLG: 0.574 (1, 5)										3	1	0	0	1	0	3							
Bob Watson, R OBP: 0.286, SLG: 0.368 (1, 3)										4	1	1	2	0	0	3							
Rufino Linares, R OBP: 0.341, SLG: 0.375 Larry Whisenton, L OBP: 0.500, SLG: 0.541 (1, 7) (8, PH) (9, 7)										3	0	0	0	0	1	2							
Bruce Benedict, R OBP: 0.316, SLG: 0.284 Ken Smith, L OBP: 0.688, SLG: 0.583 (1, 2) (9, PH)										1	0	1	0	0	0	0							
Rafael Ramirez, R OBP: 0.308, SLG: 0.384 (1, 6)										3	1	1	0	0	0	1							
Preston Hanna, R OBP: 0.500, SLG: 0.750 Steve Bedrosian, R Rick Camp, R Brett Butler, L OBP: 0.330, SLG: 0.279 Larry McWilliams, L OBP: 0.330, SLG: 0.220 Chris Chambliss, L OBP: 0.308, SLG: 0.449 (1, 1) (2, 1) (5, 1) (7, PH) (8, 1) (9, PH)										0	0	0	0	0	0	0							
Inning Stats	R: 3 E: 0 K: 0 S: 5	H: 2 LOB: 0 BB: 1 P: 9	R: 1 E: 0 K: 0 S: 4	H: 2 LOB: 0 BB: 0 P: 4	R: 0 E: 0 K: 1 S: 6	H: 1 LOB: 2 BB: 1 P: 10	R: 0 E: 1 K: 0 S: 4	H: 0 LOB: 1 BB: 0 P: 4	R: 0 E: 0 K: 0 S: 3	H: 0 LOB: 0 BB: 0 P: 3	R: 0 E: 0 K: 0 S: 4	H: 1 LOB: 1 BB: 0 P: 4	R: 0 E: 0 K: 0 S: 3	H: 0 LOB: 0 BB: 0 P: 3	R: 0 E: 0 K: 0 S: 4	H: 1 LOB: 1 BB: 0 P: 4		R: 0 E: 0 K: 1 S: 6	H: 1 LOB: 2 BB: 0 P: 7	1B: 7 2B: 0 3B: 0 HR: 1	SF: 0 SAC: 2 DP: 0 HBP: 1	WP: 0 PB: 0 SB: 1 CS: 1	PA: 39
PITCHER	IP	WLS	BF	H	R	ER	SO	BB	IBB	HBP	BLK	WP	HR	S	P	ERA		WHIP					
Pete Falcone, L ERA: 4.07 Craig Swan, R ERA: 1.93 Neil Allen, R ERA: 2.22 (1, 1) (3, 1) (9, 1)	6.0	W	21	2	0	0	1	0	0	0	0	0	0	23	23	0.00		0.333					



Batter	1	2	3	4	5	6	7	8	9	AB	R	H	RBI	BB	SO	LOB	TOP				
Terry Puhl, L OBP: 0.304, SLG: 0.383 (1, 9)	0-0 HR	4-0 2B SF9 BB		0-0 F8		0-0 G3		0-0 4-3		4	2	1	1	1	0	0					
Tony Scott, S OBP: 0.273, SLG: 0.315 Scott Loucks, R (7, 8)	0-0 L6	0-0		0-0 6-3				4-0 1B 2B BB	4-0 BLK 1B BB	3	1	1	1	1	0	0					
Ray Knight, R Joe Pittman, R (1, 5) (9, 5)	0-0 BB E	0-0 1B		0-0 4-3				0-0 F8	0-0 BLK 1B 1B	5	2	3	0	0	0	1					
Jose Cruz, L OBP: 0.328, SLG: 0.392 (1, 7)	4-0 E SF8 BB	0-0 SF9		0-0 F7				0-0 2B 1-2 1B	0-0 P4	3	1	1	1	1	0	2					
Phil Garner, R OBP: 0.333, SLG: 0.459 (1, 4)	0-0 E6 FC5-4	0-0 G3		0-0 K				0-0 1-3 2-H 2B	0-0 8-4 1B	5	0	2	3	0	1	3					
Danny Heep, L OBP: 0.305, SLG: 0.367 (1, 3)	0-0 SF8			0-0 E4 G5-4-3				0-0 6-3	0-0 8-4	4	0	1	1	0	0	3					
Kiko Garcia, R OBP: 0.224, SLG: 0.292 (1, 6)	0-0 FC5-4			0-0 G5-4-3				0-3 K		4	0	0	0	0	2	5					
Luis Pujols, R OBP: 0.417, SLG: 0.455 (1, 2)		0-0 BB 2B 1B		0-0 K				0-3 K	0-3 K	4	1	2	0	0	2	0					
Nolan Ryan, R Michael LaCoss, R Dave Smith, R (1, 1) (6, 1) (8, 1)		0-3 K		0-0 4-3				0-0 4-3	0-0 6-3	3	0	0	0	0	1	2					
Inning Stats	R: 3 E: 1 K: 0 S: 6	H: 2 LOB: 1 BB: 1 P: 10	R: 2 E: 0 K: 1 S: 8	H: 3 LOB: 2 BB: 1 P: 12	R: 0 E: 1 K: 0 S: 4	H: 1 LOB: 1 BB: 0 P: 4	R: 0 E: 0 K: 0 S: 3	H: 0 LOB: 0 BB: 0 P: 3	R: 0 E: 0 K: 1 S: 5	H: 0 LOB: 0 BB: 0 P: 5	R: 1 E: 0 K: 1 S: 7	H: 2 LOB: 2 BB: 1 P: 11	R: 0 E: 0 K: 1 S: 5	H: 0 LOB: 0 BB: 0 P: 5	R: 2 E: 0 K: 0 S: 4	H: 2 LOB: 0 BB: 1 P: 8	1B: 8 2B: 3 3B: 0 HR: 1	SF: 2 SAC: 0 DP: 2 HBP: 0	WP: 0 PB: 0 SB: 0 CS: 0	PA: 42	
PITCHER	IP WLS BF H R ER SO BB IBB HBP BLK WP HR S P ERA WHIP	IP WLS BF H R ER SO BB IBB HBP BLK WP HR S P ERA WHIP	IP WLS BF H R ER SO BB IBB HBP BLK WP HR S P ERA WHIP	IP WLS BF H R ER SO BB IBB HBP BLK WP HR S P ERA WHIP	IP WLS BF H R ER SO BB IBB HBP BLK WP HR S P ERA WHIP	IP WLS BF H R ER SO BB IBB HBP BLK WP HR S P ERA WHIP	IP WLS BF H R ER SO BB IBB HBP BLK WP HR S P ERA WHIP	IP WLS BF H R ER SO BB IBB HBP BLK WP HR S P ERA WHIP	IP WLS BF H R ER SO BB IBB HBP BLK WP HR S P ERA WHIP	IP WLS BF H R ER SO BB IBB HBP BLK WP HR S P ERA WHIP	IP WLS BF H R ER SO BB IBB HBP BLK WP HR S P ERA WHIP	IP WLS BF H R ER SO BB IBB HBP BLK WP HR S P ERA WHIP	IP WLS BF H R ER SO BB IBB HBP BLK WP HR S P ERA WHIP	IP WLS BF H R ER SO BB IBB HBP BLK WP HR S P ERA WHIP	IP WLS BF H R ER SO BB IBB HBP BLK WP HR S P ERA WHIP	IP WLS BF H R ER SO BB IBB HBP BLK WP HR S P ERA WHIP	IP WLS BF H R ER SO BB IBB HBP BLK WP HR S P ERA WHIP	IP WLS BF H R ER SO BB IBB HBP BLK WP HR S P ERA WHIP	IP WLS BF H R ER SO BB IBB HBP BLK WP HR S P ERA WHIP	IP WLS BF H R ER SO BB IBB HBP BLK WP HR S P ERA WHIP	IP WLS BF H R ER SO BB IBB HBP BLK WP HR S P ERA WHIP

Houston Astros @ New York Mets
Shea Stadium, Flushing, NY
Fri May 28 1982, 7:05 PM EDT
Att: 15,273 - Unknown

AB	36
R	8
H	11
RBI	7
BB	4
SO	6
LOB	16



Batter	1	2	3	4	5	6	7	8	9	AB	R	H	RBI	BB	SO	LOB	BOTTOM				
Mookie Wilson, S OBP: 0.352, SLG: 0.412 (1, 8)	0-0 1-3		0-3 K			4-0 BB BB		0-0 1B 1B 1B	0-0 F7	4	1	1	1	1	1	3					
John Stearns, R OBP: 0.360, SLG: 0.447 (1, 2)	0-3 K		0-3 K			4-0 1-2 BB		0-0 1-3 1B 1B	0-0 BB 1B	4	1	2	0	1	2	2					
George Foster, R OBP: 0.341, SLG: 0.370 (1, 7)	0-0 F9			0-3 K		0-3 K		0-0 1-2 3-H 1B 1B	4-0 1-2 2-3 BB	4	0	1	1	1	2	2					
Dave Kingman, R OBP: 0.301, SLG: 0.494 (1, 3)		0-3 K		0-3 K		0-3 K		0-3 K	0-3 K	5	0	0	0	0	5	7					
Gary Rajsich, L Ed Lynch, R (1, 9) (9, 1)		0-3 K		0-3 K		0-0 F9		0-3 K		4	0	0	0	0	3	4					
Hubie Brooks, R OBP: 0.326, SLG: 0.316 (1, 5)		0-0 1-3			0-0 6-3		0-3 K	0-0 1-2 2-H 1B		4	0	1	1	0	1	0					
Wally Backman, S OBP: 0.400, SLG: 0.433 (1, 4)			0-0 1B 1B		0-3 K		0-0 G6-4-3 1B	0-3 K		4	0	2	0	0	2	2					
Tom Verzyer, R OBP: 0.415, SLG: 0.421 (1, 6)			0-0 1-2 1B		0-0 1B		0-0 G6-4-3		0-3 K	4	0	2	0	0	1	1					
Randy Jones, R Tom Hausman, R Rusty Staub, L Jesse Orosco, R Mike Jorgensen, L (1, 1) (2, 1) (3, 1) (4, 1) (8, 1) (9, 9)			0-0 F7		0-0 3-1		0-0 1B 2B	4-0 BB 1B BB		0	0	0	0	0	0	0					
Inning Stats	R: 0 E: 0 K: 1 S: 5	H: 0 LOB: 0 BB: 0 P: 5	R: 0 E: 0 K: 2 S: 7	H: 0 LOB: 0 BB: 0 P: 7	R: 0 E: 0 K: 2 S: 9	H: 2 LOB: 2 BB: 0 P: 9	R: 0 E: 0 K: 3 S: 9	H: 0 LOB: 0 BB: 0 P: 9	R: 0 E: 0 K: 2 S: 7	H: 0 LOB: 2 BB: 2 P: 15	R: 0 E: 0 K: 1 S: 5	H: 1 LOB: 0 BB: 0 P: 5	R: 3 E: 0 K: 3 S: 14	H: 5 LOB: 2 BB: 0 P: 14	R: 0 E: 0 K: 2 S: 8	H: 1 LOB: 3 BB: 2 P: 16	1B: 9 2B: 1 3B: 0 HR: 0	SF: 0 SAC: 0 DP: 1 HBP: 0	WP: 0 PB: 0 SB: 0 CS: 0	PA: 40	
PITCHER	IP WLS BF H R ER SO BB IBB HBP BLK WP HR S P ERA WHIP	IP WLS BF H R ER SO BB IBB HBP BLK WP HR S P ERA WHIP	IP WLS BF H R ER SO BB IBB HBP BLK WP HR S P ERA WHIP	IP WLS BF H R ER SO BB IBB HBP BLK WP HR S P ERA WHIP	IP WLS BF H R ER SO BB IBB HBP BLK WP HR S P ERA WHIP	IP WLS BF H R ER SO BB IBB HBP BLK WP HR S P ERA WHIP	IP WLS BF H R ER SO BB IBB HBP BLK WP HR S P ERA WHIP	IP WLS BF H R ER SO BB IBB HBP BLK WP HR S P ERA WHIP	IP WLS BF H R ER SO BB IBB HBP BLK WP HR S P ERA WHIP	IP WLS BF H R ER SO BB IBB HBP BLK WP HR S P ERA WHIP	IP WLS BF H R ER SO BB IBB HBP BLK WP HR S P ERA WHIP	IP WLS BF H R ER SO BB IBB HBP BLK WP HR S P ERA WHIP	IP WLS BF H R ER SO BB IBB HBP BLK WP HR S P ERA WHIP	IP WLS BF H R ER SO BB IBB HBP BLK WP HR S P ERA WHIP	IP WLS BF H R ER SO BB IBB HBP BLK WP HR S P ERA WHIP	IP WLS BF H R ER SO BB IBB HBP BLK WP HR S P ERA WHIP	IP WLS BF H R ER SO BB IBB HBP BLK WP HR S P ERA WHIP	IP WLS BF H R ER SO BB IBB HBP BLK WP HR S P ERA WHIP	IP WLS BF H R ER SO BB IBB HBP BLK WP HR S P ERA WHIP	IP WLS BF H R ER SO BB IBB HBP BLK WP HR S P ERA WHIP	IP WLS BF H R ER SO BB IBB HBP BLK WP HR S P ERA WHIP

Houston Astros @ New York Mets
Shea Stadium, Flushing, NY
Fri May 28 1982, 7:05 PM EDT
Att: 15,273 - Unknown

AB	36
R	3
H	10
RBI	3
BB	4
SO	17
LOB	24



Batter	1	2	3	4	5	6	7	8	9	AB	R	H	RBI	BB	SO	LOB	TOP					
Terry Puhl, L OBP: 0.302, SLG: 0.374 (1, 9)	0-0 4-3	0-0 4-3						0-0 4-3		4	1	0	0	1	0	3						
Craig Reynolds, L OBP: 0.316, SLG: 0.273 (1, 6)	4-0 BB		0-0 F5			0-0 E5 BB 1B	0-0 5-3		0-3 K	4	1	1	0	1	1	0						
Ray Knight, R OBP: 0.357, SLG: 0.467 (1, 5)	4-0 BB		0-0 E5			0-0 BB 1B			0-0 4-3	4	2	2	2	1	0	0						
Jose Cruz, L OBP: 0.321, SLG: 0.383 Denny Walling, L OBP: 0.292, SLG: 0.222 (1, 7) (7, 3)	0-0 F2		0-3 K			0-0 F8			0-0 F9	4	0	0	0	0	1	5						
Danny Heep, L OBP: 0.322, SLG: 0.423 Scott Loucks, R (1, 3) (7, 8)	0-0 F8					4-0 BB 1B			0-0 F5	3	1	1	1	1	0	2						
Phil Garner, R OBP: 0.332, SLG: 0.454 (1, 4)		0-0 4-3				0-3 HR K			0-0 F9	4	0	1	2	0	1	0						
Tony Scott, S OBP: 0.285, SLG: 0.322 (1, 8) (7, 7)		0-0 1B 1B				4-0 5-3 BB			0-0 F8	3	0	2	0	1	0	2						
Luis Pujols, R OBP: 0.370, SLG: 0.400 (1, 2)		0-3 K				0-0 5-3			0-0 SH1-3 1B	3	0	0	0	0	1	4						
Joe Niekro, R OBP: 0.077, SLG: 0.115 (1, 1)		0-0 1B				0-0 F8			0-3 K	4	0	1	0	0	1	2						
Inning Stats	R: 0 E: 0 K: 0 S: 3	H: 0 LOB: 2 BB: 2 P: 11	R: 0 E: 0 K: 1 S: 7	H: 2 LOB: 2 BB: 0 P: 7	R: 0 E: 1 K: 1 S: 5	H: 0 LOB: 0 BB: 0 P: 5	R: 1 E: 0 K: 1 S: 6	H: 1 LOB: 1 BB: 1 P: 10	R: 3 E: 1 K: 0 S: 6	H: 3 LOB: 2 BB: 2 P: 14	R: 0 E: 0 K: 0 S: 3	H: 0 LOB: 0 BB: 0 P: 3	R: 1 E: 0 K: 0 S: 4	H: 1 LOB: 0 BB: 0 P: 4	R: 0 E: 0 K: 1 S: 6	H: 1 LOB: 1 BB: 0 P: 6	R: 0 E: 0 K: 1 S: 5	H: 0 LOB: 0 BB: 0 P: 5	1B: 6 2B: 0 3B: 0 HR: 2	SF: 0 SAC: 1 DP: 0 HBP: 0	WP: 0 PB: 0 SB: 1 CS: 0	PA: 40
PITCHER	IP	WLS	BF	H	R	ER	SO	BB	IBB	HBP	BLK	WP	HR	S	P	ERA	WHIP					
Pat Zachry, R ERA: 4.89 (1, 1)	4.1	L	24	6	4	4	3	5	0	0	0	0	0	1	25	45	8.31	2.538				
Pete Falcone, L ERA: 3.93 (5, 1)	1.2		5	0	0	0	0	0	0	0	0	0	0	0	5	5	0.00	0.000				
Craig Swan, R ERA: 2.06 (7, 1)	2.0		8	2	1	1	1	0	0	0	0	0	0	1	10	10	4.50	1.000				
Tom Hausman, R ERA: 1.23 (9, 1)	1.0		3	0	0	0	1	0	0	0	0	0	0	0	5	5	0.00	0.000				

Houston Astros @ New York Mets
Shea Stadium, Flushing, NY
Sat May 29 1982, 7:05 PM EDT
Att: 34,184 - Unknown

AB	34
R	5
H	8
RBI	5
BB	5
SO	5
LOB	18



Batter	1	2	3	4	5	6	7	8	9	AB	R	H	RBI	BB	SO	LOB	BOTTOM							
Mookie Wilson, S OBP: 0.345, SLG: 0.403 (1, 8)	0-3 K		0-3 K					0-0 4-3		4	0	0	1	0	2	0								
Wally Backman, S OBP: 0.395, SLG: 0.426 (1, 4)	0-0 4-3					0-0 G3		0-0 1B 1B		4	0	1	0	0	0	0								
George Foster, R OBP: 0.339, SLG: 0.367 (1, 7)	0-0 4-3					0-0 F9		0-0 1B 1B		4	0	1	0	0	0	0								
Dave Kingman, R OBP: 0.300, SLG: 0.506 (1, 3)		0-0 F8				0-3 K		0-0 F7		4	1	1	1	0	1	2								
Ellis Valentine, R OBP: 0.244, SLG: 0.284 (1, 9)		0-0 1B				0-3 K		0-0 F9		4	0	1	0	0	1	0								
Ron Hodges, L OBP: 0.384, SLG: 0.500 (1, 2)		0-3 K				0-3 K		0-3 K		3	0	0	0	0	3	1								
Hubie Brooks, R OBP: 0.320, SLG: 0.311 (1, 5)		0-3 K				0-0 F7		0-0 F9		3	0	0	0	0	1	1								
Tom Verzyer, R OBP: 0.409, SLG: 0.415 (1, 6)			0-0 5-3					0-0 WP 4-3 1B		3	1	1	0	0	0	0								
Pat Zachry, R Pete Falcone, L Gary Knapik Craig Swan, R Rusty Staub, L Tom Hausman, R (1, 1) (5, 1) (6, PH) (7, 1) (8, PH) (9, 1)	0-0 F3					0-3 K		0-3 K		1	0	0	0	0	0	0								
Inning Stats	R: 0 E: 0 K: 1 S: 5	H: 0 LOB: 0 BB: 0 P: 5	R: 0 E: 0 K: 2 S: 8	H: 1 LOB: 1 BB: 0 P: 8	R: 0 E: 0 K: 1 S: 5	H: 0 LOB: 0 BB: 0 P: 5	R: 0 E: 0 K: 1 S: 5	H: 0 LOB: 0 BB: 0 P: 5	R: 0 E: 0 K: 2 S: 7	H: 0 LOB: 0 BB: 0 P: 7	R: 1 E: 0 K: 1 S: 8	H: 3 LOB: 2 BB: 0 P: 8	R: 0 E: 0 K: 1 S: 5	H: 0 LOB: 0 BB: 0 P: 5	R: 0 E: 0 K: 0 S: 3	H: 0 LOB: 0 BB: 0 P: 3	R: 0 E: 0 K: 0 S: 4	H: 0 LOB: 0 BB: 0 P: 4	R: 1 E: 0 K: 0 S: 5	H: 1 LOB: 0 BB: 0 P: 4	1B: 4 2B: 0 3B: 0 HR: 1	SF: 0 SAC: 0 DP: 0 HBP: 0	WP: 2 PB: 0 SB: 0 CS: 0	PA: 32
PITCHER	IP	WLS	BF	H	R	ER	SO	BB	IBB	HBP	BLK	WP	HR	S	P	ERA	WHIP							
Joe Niekro, R ERA: 2.85 (1, 1)	9.0	W	32	5	2	2	9	0	0	0	0	1	1	50	50	2.00	0.556							

Houston Astros @ New York Mets
Shea Stadium, Flushing, NY
Sat May 29 1982, 7:05 PM EDT
Att: 34,184 - Unknown

AB	32
R	2
H	5
RBI	2
BB	0
SO	9
LOB	5



Batter	1	2	3	4	5	6	7	8	9	AB	R	H	RBI	BB	SO	LOB	TOP		
Claudell Washington, L OBP: 0.333, SLG: 0.439 (1, 9)										5	2	4	1	0	0	0	Atlanta Braves @ New York Mets Shea Stadium, Flushing, NY Mon May 31 1982, 3:33 AM EDT Att: 21,954 - Unknown		
Glenn Hubbard, R OBP: 0.323, SLG: 0.353 (1, 4)										3	1	0	0	2	1	1			
Chris Chambliss, L OBP: 0.363, SLG: 0.466 (1, 3)										4	0	0	0	0	2	5			
Dale Murphy, R OBP: 0.398, SLG: 0.604 (1, 8)										3	0	0	0	1	2	3			
Larry Whisenton, L OBP: 0.434, SLG: 0.467 (1, 7)										3	0	0	1	0	1	2			
Biff Pocoroba, S OBP: 0.353, SLG: 0.409 (1, 2)										4	0	2	1	0	1	0			
Jerry Royster, R OBP: 0.222, SLG: 0.280 (1, 5)										3	1	0	0	1	2	3			
Rafael Ramirez, R OBP: 0.315, SLG: 0.392 (1, 6)										4	0	1	1	0	0	1			
Bob Walk, R OBP: 0.118, SLG: 0.118 (3, 1)										1	0	0	0	0	1	1			
Larry McWilliams, L OBP: 0.289, SLG: 0.187 (6, 1)										1	0	0	0	0	1	0			
Rick Camp, R OBP: 0.457 (7, PH)										0	0	0	0	0	0	0			
Al Hrabosky, R OBP: 0.100, SLG: 1.000 (7, 1)										1	0	0	0	0	0	1			
Preston Hanna, R OBP: 0.500, SLG: 0.750 (8, 1)										0	0	0	0	0	0	0			
Bob Watson, R OBP: 0.271, SLG: 0.372 (9, PH)										1	0	0	0	0	0	0			
Inning Stats	R: 0 E: 0 K: 2 S: 8	H: 1 LOB: 1 BB: 0 P: 8	R: 1 E: 1 K: 2 S: 8	H: 1 LOB: 1 BB: 1 P: 12	R: 0 E: 0 K: 1 S: 5	H: 0 LOB: 0 BB: 0 P: 5	R: 0 E: 0 K: 1 S: 5	H: 0 LOB: 0 BB: 0 P: 5	R: 0 E: 0 K: 1 S: 6	H: 1 LOB: 1 BB: 1 P: 10	R: 0 E: 0 K: 1 S: 6	H: 1 LOB: 1 BB: 0 P: 6	R: 2 E: 0 K: 0 S: 5	H: 2 LOB: 2 BB: 2 P: 13	R: 1 E: 0 K: 1 S: 6	H: 1 LOB: 0 BB: 0 P: 6	1B: 4 2B: 2 3B: 0 HR: 1	SF: 1 SAC: 0 DP: 0 HBP: 0	WP: 0 PA: 38 FB: 0 SB: 2 CS: 0
PITCHER	IP WLS BF H R ER SO BB IBB HBP BLK WP HR S P ERA WHIP																		
Charlie Puleo, R ERA: 3.7 (1, 1)	7.2 W 33 6 3 3 10 4 0 0 0 0 0 49 65 3.52 1.304																		
Craig Swan, R ERA: 2.21 (8, 1)	1.1 5 1 1 1 1 0 0 0 0 0 0 1 7 7 6.75 0.750																		

AB	33
R	4
H	7
RBI	4
BB	4
SO	11
LOB	17



Batter	1	2	3	4	5	6	7	8	9	AB	R	H	RBI	BB	SO	LOB	BOTTOM		
Mookie Wilson, S OBP: 0.333, SLG: 0.388 (1, 8)										5	2	0	0	0	1	6	Atlanta Braves @ New York Mets Shea Stadium, Flushing, NY Mon May 31 1982, 3:33 AM EDT Att: 21,954 - Unknown		
John Stearns, R OBP: 0.374, SLG: 0.459 (1, 2)										5	2	3	3	0	0	3			
George Foster, R OBP: 0.342, SLG: 0.387 (1, 7)										5	1	2	1	0	1	2			
Rusty Staub, L OBP: 0.263, SLG: 0.290 (6, PR)										3	1	2	1	1	0	0			
Mike Jorgensen, L OBP: 0.400, SLG: 0.313 (7, 3)										1	0	0	0	0	0	1			
Ellis Valentine, R OBP: 0.286, SLG: 0.360 (1, 9)										5	1	4	2	0	0	1			
Hubie Brooks, R OBP: 0.337, SLG: 0.343 (1, 5)										4	0	1	1	1	0	4			
Wally Backman, S OBP: 0.397, SLG: 0.422 (1, 4)										1	0	0	0	1	1	1			
Bob Bailor, R OBP: 0.371, SLG: 0.424 (7, 4)										1	1	1	0	1	0	0			
Tom Verzyer, R OBP: 0.404, SLG: 0.417 (1, 6)										4	1	2	1	0	1	3			
Charlie Puleo, R OBP: 0.200, SLG: 0.143 (1, 1)										3	1	1	0	0	1	2			
Craig Swan, R (8, 1)										0	0	0	0	0	0	0			
Inning Stats	R: 1 E: 0 K: 1 S: 7	H: 2 LOB: 1 BB: 0 P: 7	R: 0 E: 1 K: 1 S: 6	H: 1 LOB: 2 BB: 2 P: 14	R: 1 E: 1 K: 1 S: 7	H: 3 LOB: 1 BB: 0 P: 7	R: 2 E: 2 K: 0 S: 5	H: 2 LOB: 0 BB: 0 P: 5	R: 0 E: 0 K: 0 S: 3	H: 1 LOB: 0 BB: 0 P: 3	R: 4 E: 1 K: 0 S: 8	H: 5 LOB: 2 BB: 1 P: 12	R: 0 E: 0 K: 2 S: 7	H: 0 LOB: 1 BB: 1 P: 11	R: 2 E: 0 K: 0 S: 5	H: 2 LOB: 0 BB: 0 P: 5	1B: 12 2B: 3 3B: 0 HR: 1	SF: 0 SAC: 1 DP: 2 HBP: 0	WP: 2 PA: 42 FB: 0 SB: 3 CS: 0
PITCHER	IP WLS BF H R ER SO BB IBB HBP BLK WP HR S P ERA WHIP																		
Bob Walk, R ERA: 3.28 (1, 1)	2.2 L 15 6 2 2 2 2 0 0 0 0 0 17 25 6.75 3.000																		
Larry McWilliams, L ERA: 5.04 (3, 1)	2.2 14 6 6 3 1 0 0 0 0 0 0 16 16 10.12 2.250																		
Rick Camp, R ERA: 4.58 (6, 1)	0.2 4 2 0 0 0 1 0 0 0 0 1 0 3 7 0.00 4.500																		
Al Hrabosky, L ERA: 0.73 (7, 1)	1.0 4 0 0 0 2 1 0 0 0 0 0 0 7 11 0.00 1.000																		
Preston Hanna, R ERA: 4.88 (8, 1)	1.0 5 2 2 2 0 0 0 0 0 0 1 1 5 5 18.00 2.000																		

AB	37
R	10
H	16
RBI	9
BB	4
SO	5
LOB	23



Batter	1	2	3	4	5	6	7	8	9	AB	R	H	RBI	BB	SO	LOB	TOP				
Claudell Washington, L (1, 9) OBP: 0.340, SLG: 0.430	0-3 K		0-0 SH1-3 E 1B		0-0 F8		0-0 FC4-6 L6-3		4-0 IBB	4	1	1	0	1	1	1					
Rafael Ramirez, R (1, 6) OBP: 0.316, SLG: 0.385	0-0 S 1B		0-0 SH1-3 1-2		4-0 S BB		0-0 L6-3 1-2		0-0 F8	3	0	1	0	1	0	3					
Rufino Linares, R (1, 7) OBP: 0.333, SLG: 0.358	0-3 K 1-2		0-0 4-3 2-3		0-0 P4 1-2				0-0 S 1B	4	0	1	0	0	1	3					
Dale Murphy, R (1, 8) OBP: 0.400, SLG: 0.608	4-0 BB		0-0 E7 S HR		0-0 P4				0-0 F9 1-2	3	1	0	0	1	0	2					
Bob Watson, R (1, 3) OBP: 0.275, SLG: 0.426 Chris Chambliss, L (8, 3) OBP: 0.358, SLG: 0.455	0-3 K		0-0 3-H HR		0-0 6-3				0-0 F7	4	1	1	2	0	1	3					
Glenn Hubbard, R (1, 4) OBP: 0.328, SLG: 0.350			0-0 F8		0-0 F7				0-0 F8	3	0	0	0	1	0	1					
Jerry Royster, R (1, 5) OBP: 0.250, SLG: 0.250			4-0 BB		0-0 5-3				0-0 F8	3	0	0	0	1	0	1					
Bruce Benedict, R (1, 2) OBP: 0.309, SLG: 0.290	0-3 K		0-0 1-3		0-0 F9				0-0 P4	4	0	0	0	0	1	2					
Phil Niekro, R (1, 1) OBP: 0.227, SLG: 0.318 Steve Bedrosian, R (9, 1)	0-3 K		0-3 K		0-0 FC4-6 1B				0-0 2B	4	0	2	0	0	2	1					
Inning Stats	R: 0 E: 0 K: 3 S: 10	H: 1 LOB: 2 BB: 1 P: 14	R: 0 E: 0 K: 2 S: 7	H: 0 LOB: 1 BB: 1 P: 11	R: 3 E: 1 K: 0 S: 6	H: 2 LOB: 0 BB: 0 P: 6	R: 0 E: 0 K: 1 S: 5	H: 0 LOB: 0 BB: 0 P: 5	R: 0 E: 0 K: 0 S: 3	H: 0 LOB: 1 BB: 1 P: 7	R: 0 E: 0 K: 0 S: 3	H: 1 LOB: 0 BB: 0 P: 3	R: 0 E: 0 K: 0 S: 4	H: 1 LOB: 1 BB: 0 P: 4	R: 0 E: 0 K: 0 S: 4	H: 1 LOB: 2 BB: 1 P: 8	1B: 4 2B: 2 3B: 0 HR: 1	SF: 0 SAC: 1 DP: 1 HBP: 0	WP: 0 PB: 0 SB: 4 CS: 0	PA: 38	
PITCHER	IP WLS BF H R ER SO BB IBB HBP BLK WP HR S P ERA WHIP	8.0 L 33 5 3 0 6 4 0 0 0 0 1 41 57 0.00 1.125	1.0 S 5 1 0 0 0 0 1 0 0 0 0 4 8 0.00 1.000																		

Atlanta Braves @ New York Mets
Shea Stadium, Flushing, NY
Wed Jun 02 1982, 7:05 PM EDT
Att: 18,652 - Unknown

AB 32
R 3
H 6
RBI 2
BB 5
SO 6
LOB 17

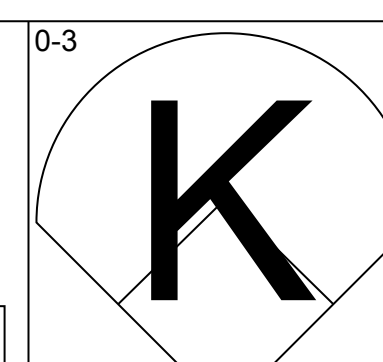
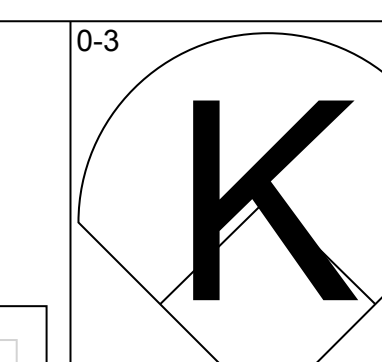
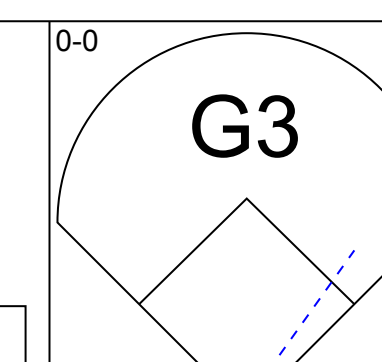
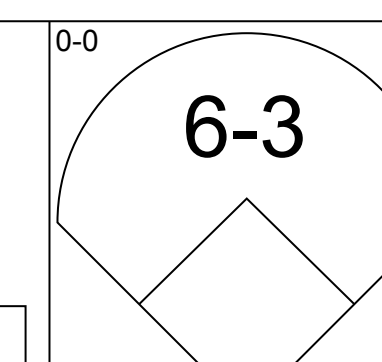
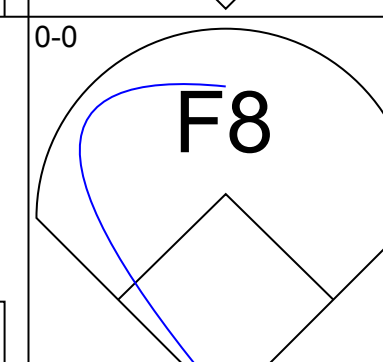
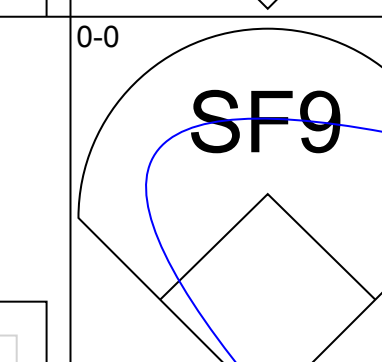
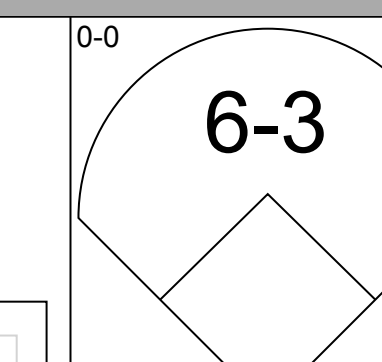
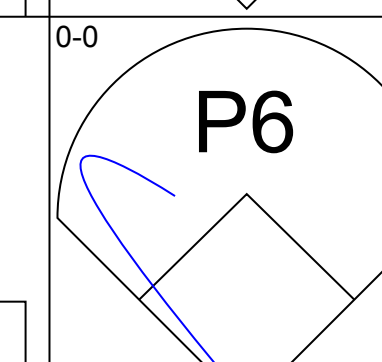
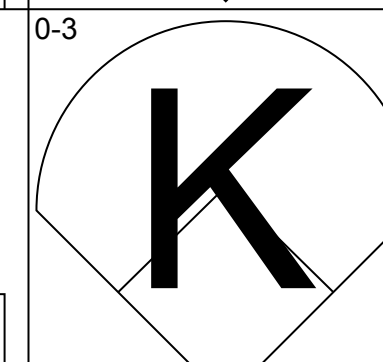
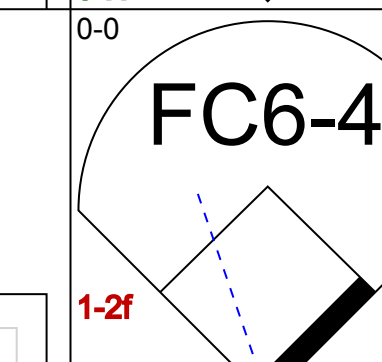
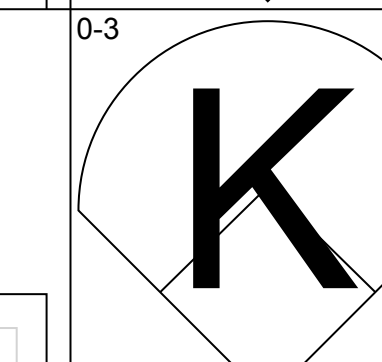
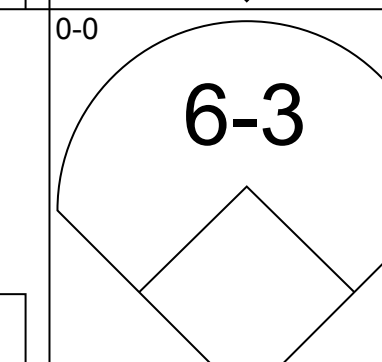
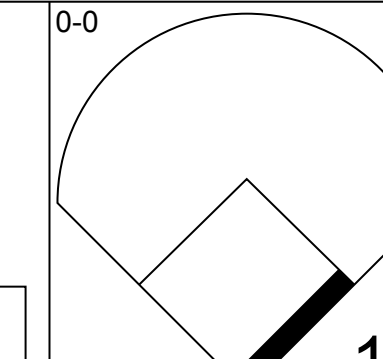
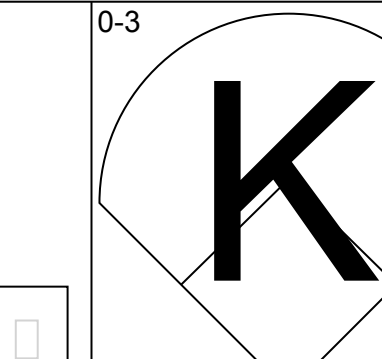
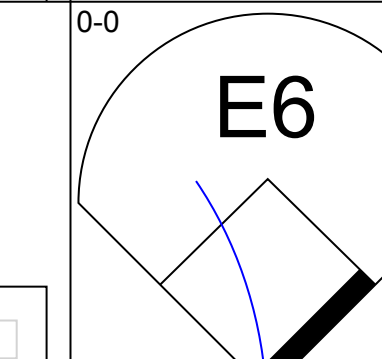
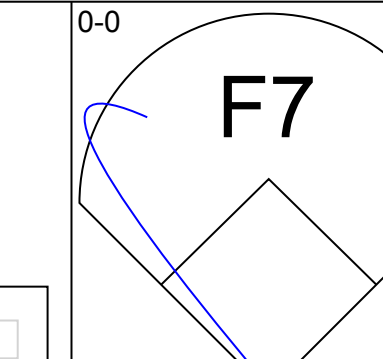
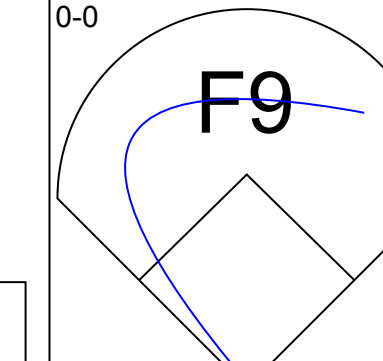
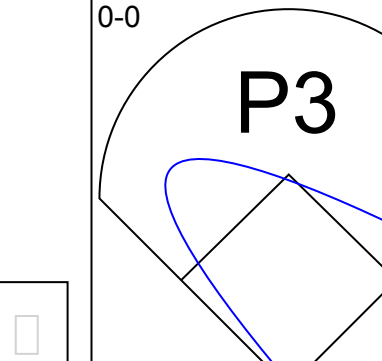
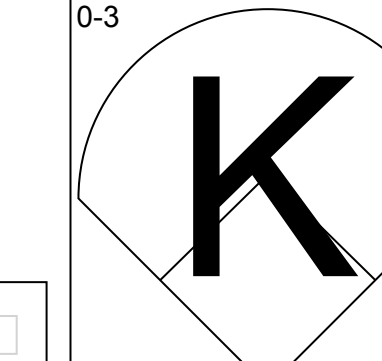
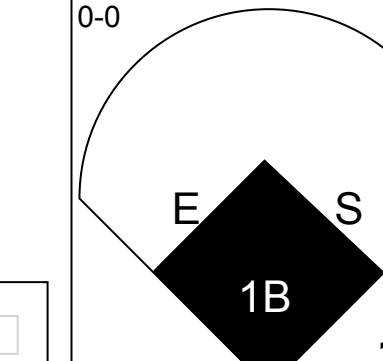
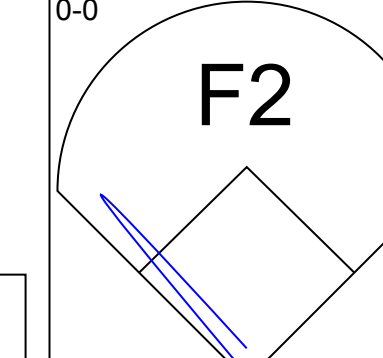
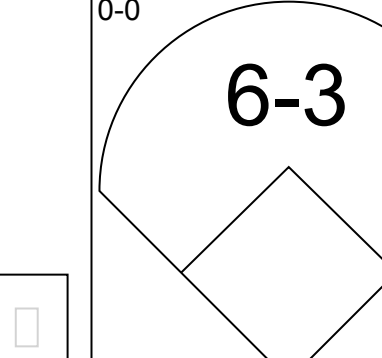
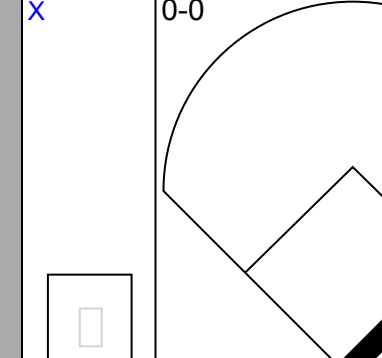
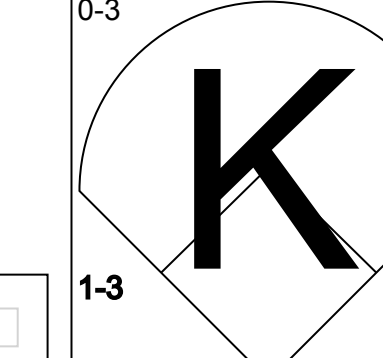
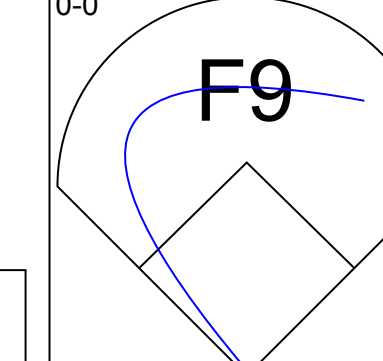
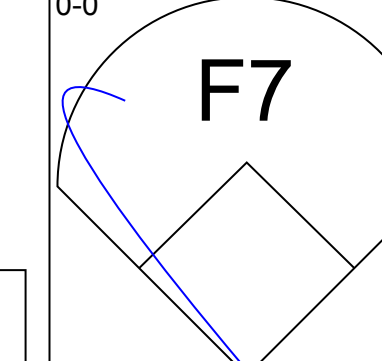
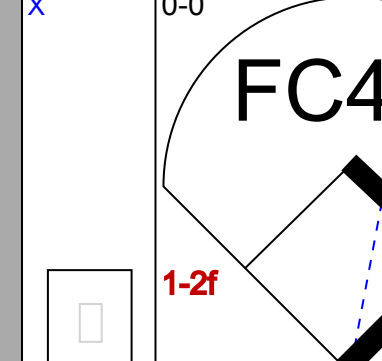
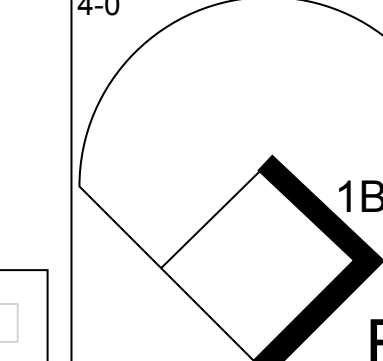
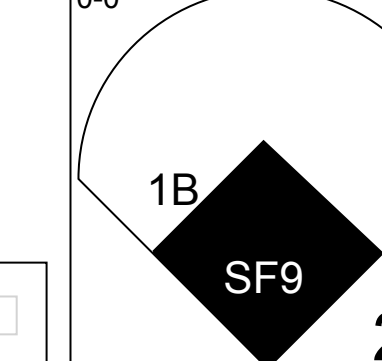
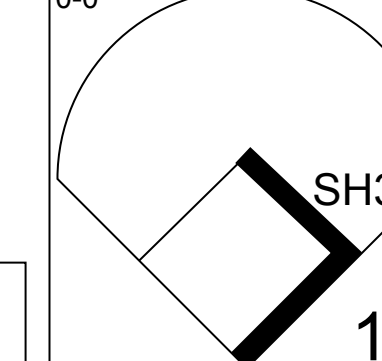
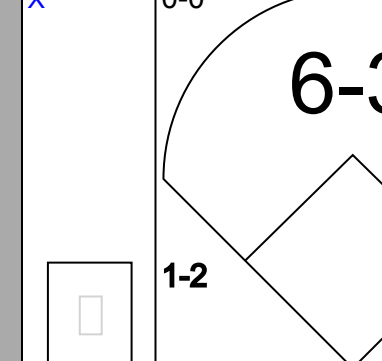
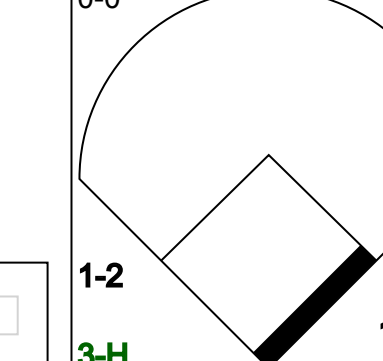
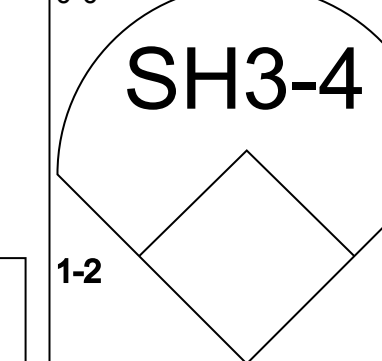
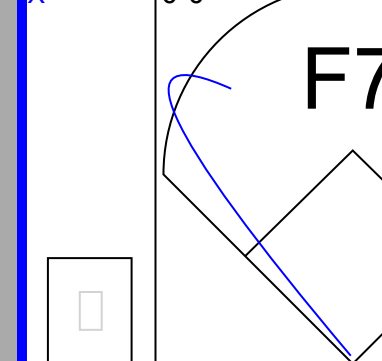
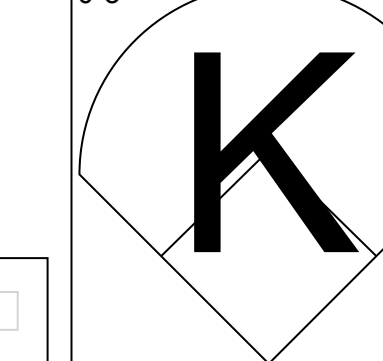
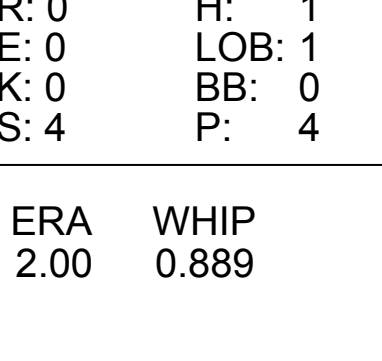
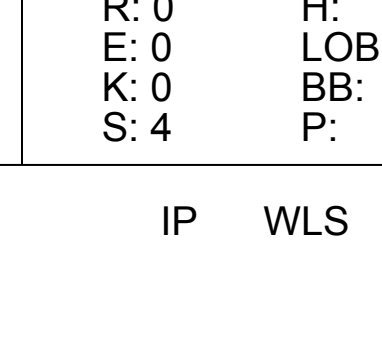
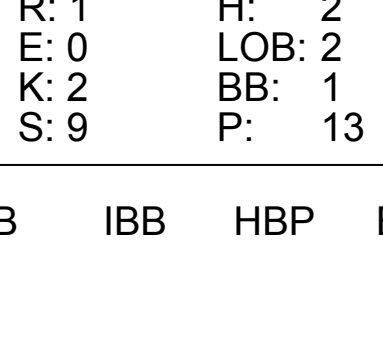


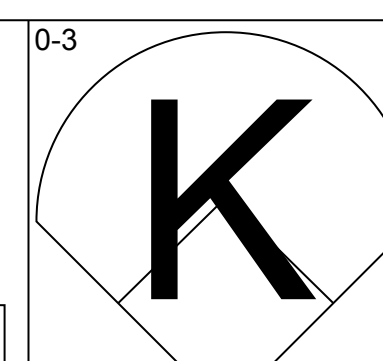
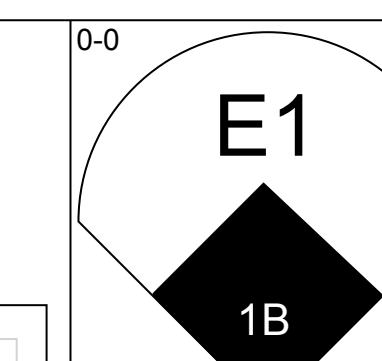
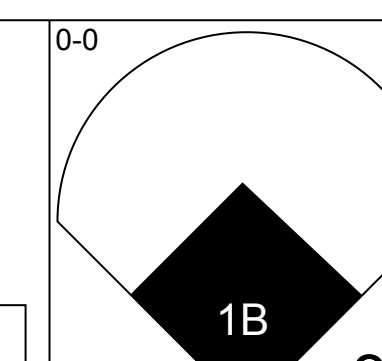
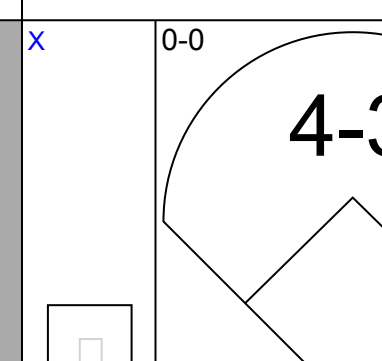
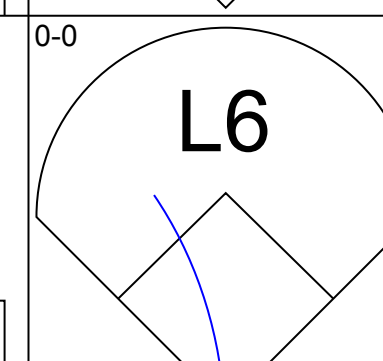
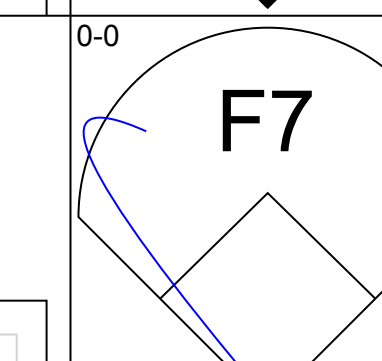
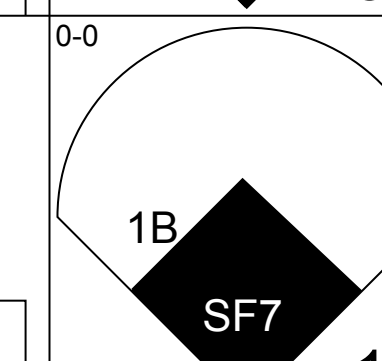
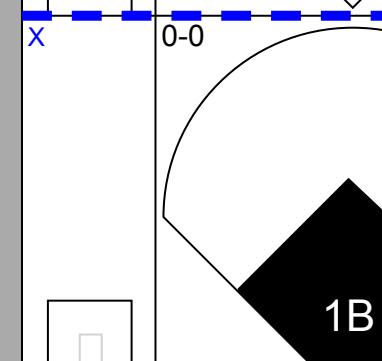
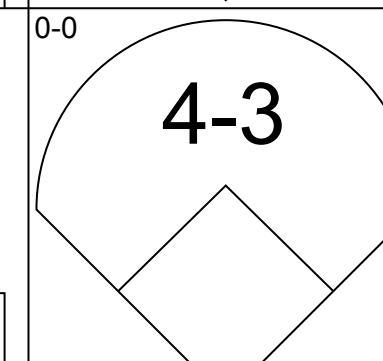
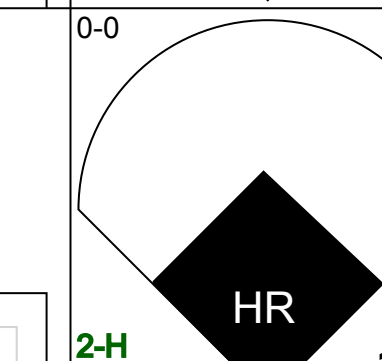
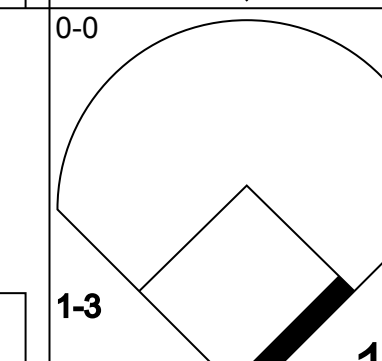
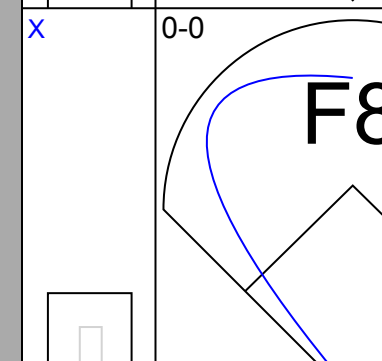
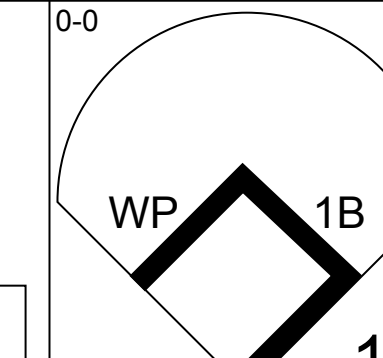
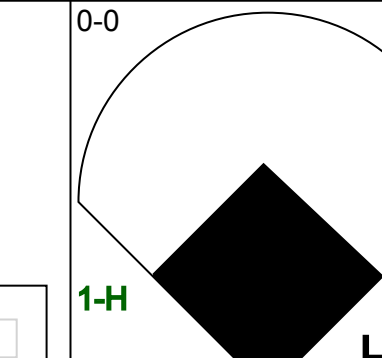
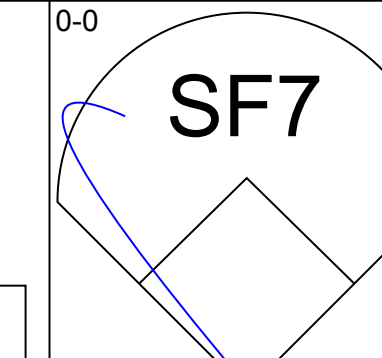
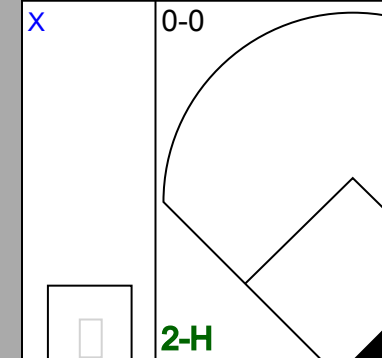
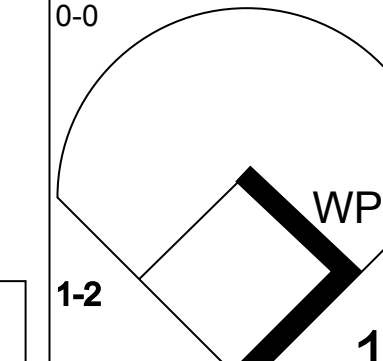
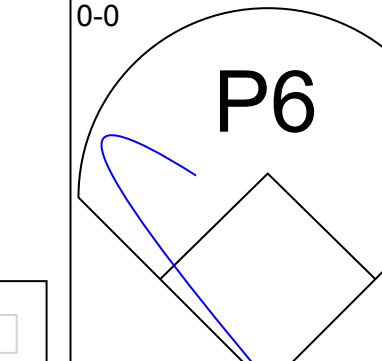
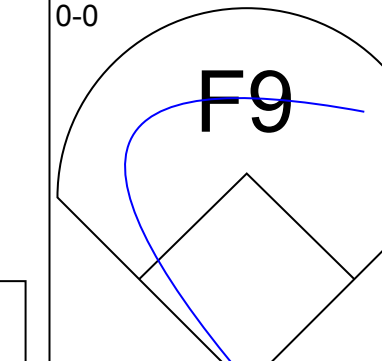
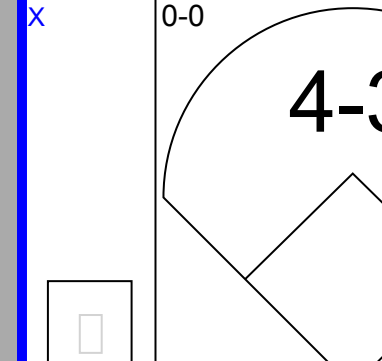
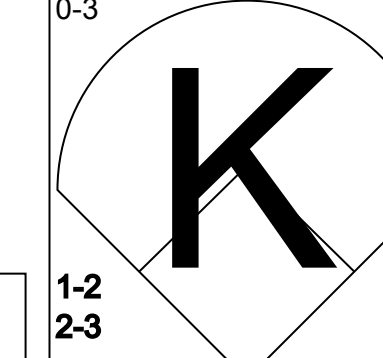


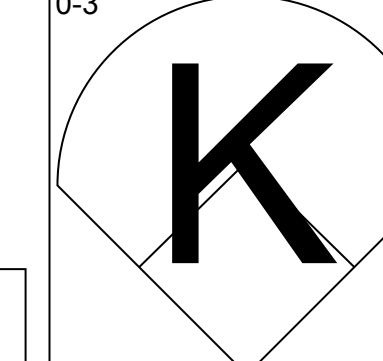
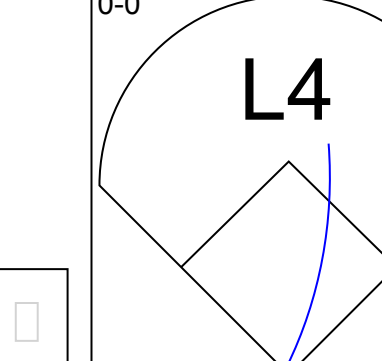
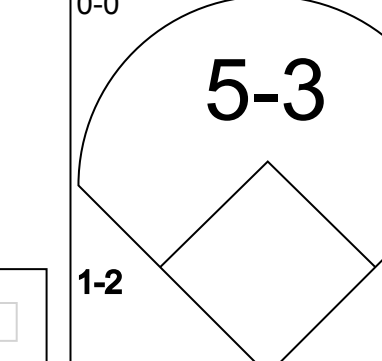
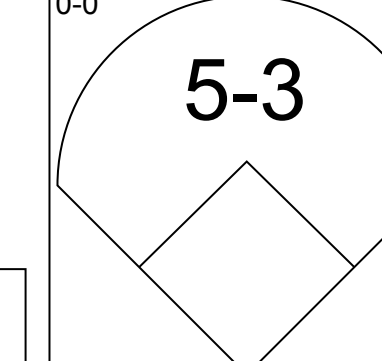
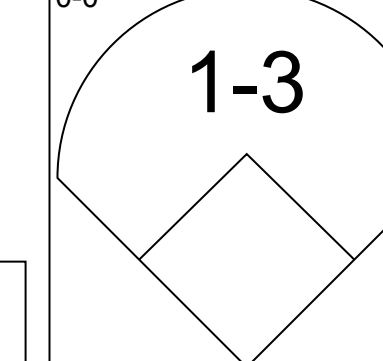
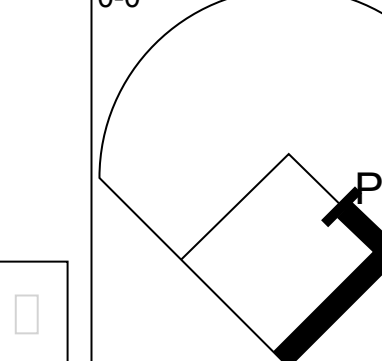
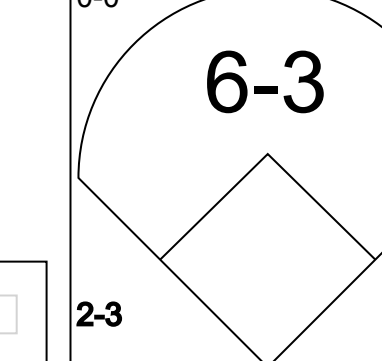
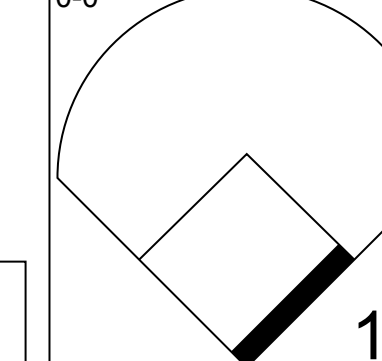

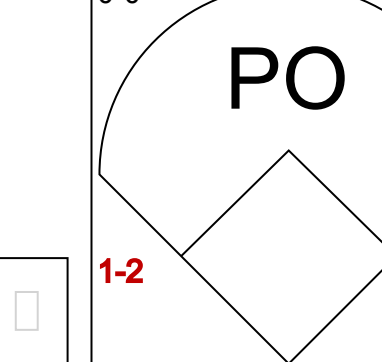
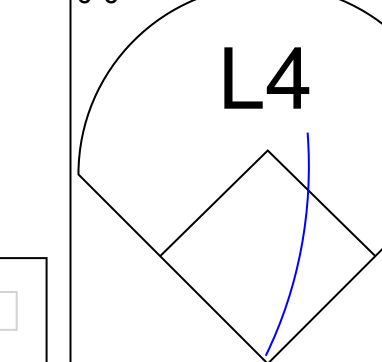
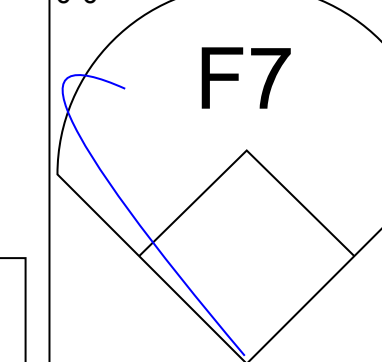
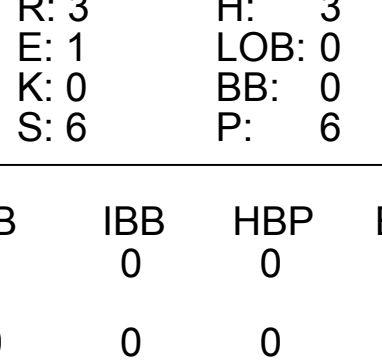
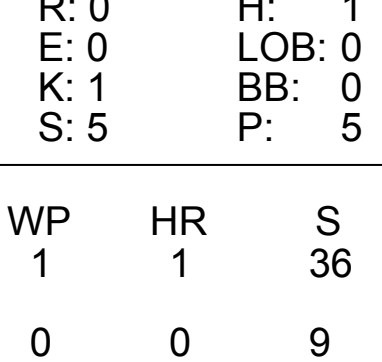
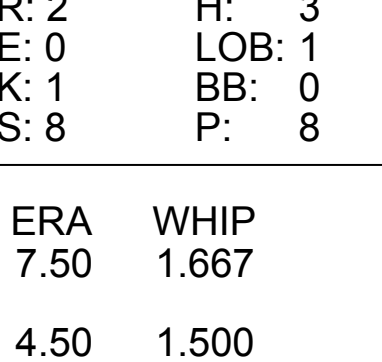
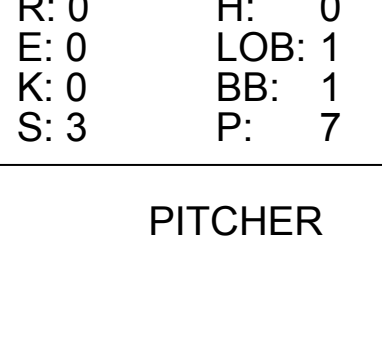
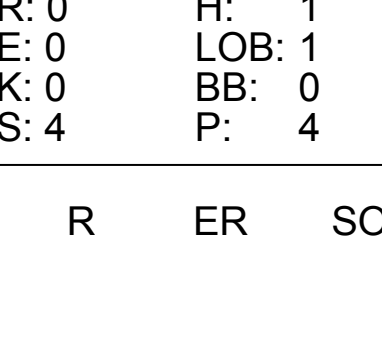
Batter	1	2	3	4	5	6	7	8	9	AB	R	H	RBI	BB	SO	LOB	BOTTOM	
Mookie Wilson, S (1, 8) OBP: 0.330, SLG: 0.383	0-0 6-3		0-0 G3			0-0 F7			0-0 WP 1B BB 1B	4	1	1	0	0	0	0		
John Stearns, R (1, 2) OBP: 0.368, SLG: 0.446	0-0 P2			0-0 6-3			0-0 4-3		0-0 BB WP 1B 1-2	4	0	1	0	0	0	0		
George Foster, R (1, 7) OBP: 0.343, SLG: 0.385	0-0 P5			0-3 K		4-0 BB			0-3 K 1-2 2-3	3	0	0	0	1	2	2		
Dave Kingman, R (1, 3) OBP: 0.291, SLG: 0.482		1-0 HBP		0-0 P4		0-3 K			0-3 K	3	0	0	0	0	2	3		
Ellis Valentine, R (1, 9) OBP: 0.283, SLG: 0.375		0-0 F8			0-0 P6		0-3 K		4-0 BB BB	3	0	0	0	1	1	2		
Bob Bailor, R (1, 5) OBP: 0.371, SLG: 0.407	0-3 K				0-0 5-3				4-0 G4-6-3 1B 1-2 2-3 3-H	3	0	1	1	1	1	1		
Wally Backman, S (1, 4) OBP: 0.382, SLG: 0.404	0-0 G3				0-0 4-3				0-0 G4-6-3 1B 1-2	4	0	0	0	0	1	5		
Ron Gardenhire, R (1, 6) OBP: 0.281, SLG: 0.266 Rusty Staub, L (8, PH) OBP: 0.279, SLG: 0.389 Craig Swan, R (9, 1)			0-0 F8			0-0 P3			0-0 1B	2	0	0	0	0	0	0		
Pete Falcone, L (1, 1) OBP: 0.167, SLG: 0.167 Ron Hodges, L (8, PH) OBP: 0.355, SLG: 0.462				0-0 4-3		0-3 K			0-0 4-3	2	0	0	0	0	1	0		
Inning Stats	R: 0 E: 0 K: 0 S: 3	H: 0 LOB: 0 BB: 0 P: 3	R: 0 E: 0 K: 1 S: 5	H: 0 LOB: 1 BB: 0 P: 6	R: 0 E: 0 K: 0 S: 3	H: 0 LOB: 0 BB: 0 P: 3	R: 0 E: 0 K: 1 S: 5	H: 0 LOB: 0 BB: 0 P: 5	R: 0 E: 0 K: 2 S: 7	H: 0 LOB: 1 BB: 1 P: 11	R: 0 E: 0 K: 0 S: 4	H: 2 LOB: 1 BB: 0 P: 4	R: 1 E: 0 K: 3 S: 11	H: 2 LOB: 2 BB: 2 P: 19	1B: 4 2B: 0 3B: 0 HR: 0	SF: 0 SAC: 0 DP: 1 HBP: 1	WP: 1 PB: 0 SB: 0 CS: 0	PA: 34
PITCHER	IP WLS BF H R ER SO BB IBB HBP BLK WP HR S P ERA WHIP	8.2 W 33 4 4 1 1 7 3 0 1 0 0 43 56 1.04 0.808	0.1 S 1 0 0 0 1 0 0 0 0 0 0 3 3 0.00 0.000															

Atlanta Braves @ New York Mets
Shea Stadium, Flushing, NY
Wed Jun 02 1982, 7:05 PM EDT
Att: 18,652 - Unknown

AB 30
R 1
H 4
RBI 1
BB 3
SO 8
LOB 14



Batter	1	2	3	4	5	6	7	8	9	AB	R	H	RBI	BB	SO	LOB	TOP					
Mookie Wilson, S (1, 8) OBP: 0.323, SLG: 0.378										4	0	0	0	0	2	3	<p>New York Mets @ Cincinnati Reds Riverfront Stadium, Cincinnati, OH Sat Jun 05 1982, 7:05 PM EDT Att: 20,286 - Unknown</p>					
Bob Bailor, R (1, 5) OBP: 0.352, SLG: 0.388										3	0	0	1	0	0							
George Foster, R (1, 7) OBP: 0.344, SLG: 0.401										4	0	0	0	0	2	1						
Dave Kingman, R (1, 3) OBP: 0.284, SLG: 0.466										4	0	1	0	0	1	0						
John Stearns, R (1, 2) OBP: 0.368, SLG: 0.448										4	1	1	0	0	1	2						
Joel Youngblood, R (1, 9) OBP: 0.290, SLG: 0.366										4	0	1	0	0	1	2						
Wally Backman, S (1, 4) OBP: 0.366, SLG: 0.379										3	0	0	0	1	0	2						
Ron Gardenhire, R (1, 6) OBP: 0.283, SLG: 0.276										3	1	2	0	0	0	1						
Mike Jorgensen, L (9, PH) OBP: 0.426, SLG: 0.353										1	0	1	1	0	0	0						
Charlie Puleo, R (1, 1) OBP: 0.250, SLG: 0.200										1	0	1	0	0	0	0						
Rusty Staub, L (7, PH) OBP: 0.267, SLG: 0.368										1	0	0	0	0	0	1						
Ed Lynch, R (7, PH) OBP: 0.250, SLG: 0.288										1	0	0	0	0	0	0						
Gary Rajsich, L (9, PH) OBP: 0.250, SLG: 0.288										1	0	0	0	0	1	2						
Inning Stats	R: 0 E: 0 K: 2 S: 7	H: 0 LOB: 0 BB: 0 P: 7	R: 0 E: 0 K: 0 S: 4	H: 1 LOB: 1 BB: 0 P: 4	R: 1 E: 0 K: 1 S: 7	H: 2 LOB: 1 BB: 0 P: 7	R: 0 E: 0 K: 1 S: 5	H: 0 LOB: 0 BB: 0 P: 5	R: 0 E: 0 K: 0 S: 4	H: 1 LOB: 1 BB: 0 P: 4	R: 0 E: 1 K: 2 S: 8	H: 0 LOB: 1 BB: 0 P: 8	R: 0 E: 0 K: 0 S: 4	H: 1 LOB: 1 BB: 0 P: 4	R: 0 E: 0 K: 0 S: 3	H: 0 LOB: 0 BB: 0 P: 3	R: 1 E: 0 K: 2 S: 9	H: 2 LOB: 2 BB: 1 P: 13	1B: 6 2B: 1 3B: 0 HR: 0	SF: 1 SAC: 1 DP: 0 HBP: 0	WP: 0 PB: 0 SB: 1 CS: 0	PA: 36
PITCHER Mario Soto, R (1, 1) ERA: 2.4	IP: 9.0 WLS: W BF: 36 H: 7 R: 2 ER: 2 SO: 8 BB: 1 IBB: 0 HBP: 0 BLK: 0 WP: 0 HR: 0 S: 51 P: 55 ERA: 2.00 WHIP: 0.889											PITCHER	IP: 9.0 WLS: W BF: 36 H: 7 R: 2 ER: 2 SO: 8 BB: 1 IBB: 0 HBP: 0 BLK: 0 WP: 0 HR: 0 S: 51 P: 55 ERA: 2.00 WHIP: 0.889									

Batter	1	2	3	4	5	6	7	8	9	AB	R	H	RBI	BB	SO	LOB	BOTTOM			
Eddie Milner, L (1, 8) OBP: 0.330, SLG: 0.380										4	2	2	0	0	1	0	<p>New York Mets @ Cincinnati Reds Riverfront Stadium, Cincinnati, OH Sat Jun 05 1982, 7:05 PM EDT Att: 20,286 - Unknown</p>			
Ron Oester, S (1, 4) OBP: 0.305, SLG: 0.367										4	2	2	1	0	0	1				
Dave Concepcion, R (1, 6) OBP: 0.343, SLG: 0.394										4	1	2	1	0	0	1				
Dan Driessen, L (1, 3) OBP: 0.407, SLG: 0.533										3	1	3	4	0	0	0				
Mike Vail, R (1, 7) OBP: 0.351, SLG: 0.521										3	0	1	0	0	0	1				
Paul Householder, S (7, 9) OBP: 0.269, SLG: 0.391										1	0	0	0	0	0	1				
Duane Walker, L (1, 9) OBP: 0.273, SLG: 0.300										3	0	0	0	1	2	2				
Johnny Bench, R (1, 5) OBP: 0.283, SLG: 0.304										4	0	0	0	0	1	3				
Alex Trevino, R (1, 2) OBP: 0.336, SLG: 0.289										4	0	2	0	0	0	3				
Mario Soto, R (1, 1) OBP: 0.188, SLG: 0.233										4	0	0	0	0	1	2				
Inning Stats	R: 0 E: 0 K: 1 S: 5	H: 0 LOB: 0 BB: 0 P: 5	R: 0 E: 0 K: 2 S: 9	H: 2 LOB: 2 BB: 0 P: 9	R: 3 E: 1 K: 0 S: 6	H: 3 LOB: 0 BB: 0 P: 6	R: 0 E: 0 K: 1 S: 5	H: 1 LOB: 0 BB: 0 P: 5	R: 2 E: 0 K: 1 S: 8	H: 3 LOB: 1 BB: 0 P: 8	R: 0 E: 0 K: 0 S: 3	H: 0 LOB: 1 BB: 1 P: 7	R: 1 E: 0 K: 0 S: 5	H: 2 LOB: 1 BB: 0 P: 5	R: 0 E: 0 K: 0 S: 4	H: 1 LOB: 1 BB: 0 P: 4	1B: 9 2B: 1 3B: 1 HR: 1	SF: 1 SAC: 0 DP: 0 HBP: 0	WP: 1 PB: 0 SB: 0 CS: 0	PA: 37
PITCHER Charlie Puleo, R (1, 1) ERA: 4.06	IP: 6.0 WLS: L BF: 27 H: 9 R: 5 ER: 5 SO: 5 BB: 1 IBB: 0 HBP: 0 BLK: 0 WP: 1 HR: 1 S: 36 P: 40 ERA: 7.50 WHIP: 1.667											PITCHER	IP: 6.0 WLS: L BF: 27 H: 9 R: 5 ER: 5 SO: 5 BB: 1 IBB: 0 HBP: 0 BLK: 0 WP: 1 HR: 1 S: 36 P: 40 ERA: 7.50 WHIP: 1.667							
PITCHER Ed Lynch, R (7, 1) ERA: 4.1	IP: 2.0 WLS: 9 BF: 3 H: 1 R: 1 ER: 1 SO: 0 BB: 0 IBB: 0 HBP: 0 BLK: 0 WP: 0 HR: 0 S: 9 P: 9 ERA: 4.50 WHIP: 1.500											PITCHER	IP: 2.0 WLS: 9 BF: 3 H: 1 R: 1 ER: 1 SO: 0 BB: 0 IBB: 0 HBP: 0 BLK: 0 WP: 0 HR: 0 S: 9 P: 9 ERA: 4.50 WHIP: 1.500							

AB	33
R	2
H	7
RBI	2
BB	1
SO	8
LOB	14




AB	34
R	6
H	12
RBI	6
BB	1
SO	5
LOB	14



Batter	1	2	3	4	5	6	7	8	9	AB	R	H	RBI	BB	SO	LOB	TOP			
Wally Backman, S (1,4) OBP: 0.373, SLG: 0.395 Bob Bailor, R (7,PH) OBP: 0.355, SLG: 0.390										3	0	2	0	0	1	0				
Joel Youngblood, R (1,8) OBP: 0.295, SLG: 0.406										5	2	2	1	0	0	3				
Rusty Staub, L (1,3) OBP: 0.265, SLG: 0.341 Mookie Wilson, S (8,PR) OBP: 0.326, SLG: 0.381										3	0	0	0	1	0	2				
George Foster, R (1,7) OBP: 0.346, SLG: 0.400 Ellis Valentine, R (9,7) OBP: 0.272, SLG: 0.364										3	0	1	1	1	0	2				
Mike Jorgensen, L (1,9) OBP: 0.400, SLG: 0.333										4	1	1	0	0	1	3				
Hubie Brooks, R (1,5) OBP: 0.339, SLG: 0.351										4	1	1	0	0	0	2				
Ron Hodges, L (1,2) OBP: 0.386, SLG: 0.586										3	1	2	3	1	0	0				
Ron Gardenhire, R (1,6) OBP: 0.275, SLG: 0.268										4	0	0	0	0	1	4				
Craig Swan, R (1,1) Rusty Tillman, R (7,PH) OBP: 1.000, SLG: 1.000 Tom Hausman, R (7,1) Neil Allen, R (9,1) OBP: 0.400, SLG: 0.250										2	0	0	0	0	1	0				
Inning Stats	R: 0 E: 0 K: 0 S: 4	H: 1 LOB: 1 BB: 0 P: 4	R: 3 E: 0 K: 2 S: 10	H: 3 LOB: 0 BB: 0 P: 10	R: 1 E: 0 K: 0 S: 4	H: 1 LOB: 0 BB: 0 P: 4	R: 0 E: 0 K: 0 S: 3	H: 0 LOB: 0 BB: 0 P: 3	R: 0 E: 0 K: 1 S: 5	H: 0 LOB: 0 BB: 1 P: 6	R: 0 E: 0 K: 0 S: 2	H: 2 LOB: 2 BB: 0 P: 5	R: 1 E: 0 K: 1 S: 7	H: 2 LOB: 2 BB: 2 P: 15	R: 1 E: 0 K: 1 S: 7	H: 2 LOB: 1 BB: 0 P: 7	1B: 8 2B: 2 3B: 0 HR: 2	SF: 1 SAC: 0 DP: 2 HBP: 0	WP: 0 PB: 0 SB: 1 CS: 0	PA: 40
PITCHER	IP WLS BF H R ER SO BB IBB HBP BLK WP HR S P ERA WHIP																			
Frank Pastore, R (1,1) ERA: 4.22	5.0 L 20 6 4 4 3 0 0 0 0 0 0 1 26 26 7.20 1.200																			
Charlie Leibrandt, L (6,1) ERA: 1.91	1.0 3 0 0 0 0 0 1 0 0 0 0 0 2 6 0.00 1.000																			
Joe Price, L (7,1) ERA: 3.45	1.1 9 4 1 1 1 1 0 0 0 0 0 1 10 14 6.75 3.750																			
Jim Kern, R (8,1) ERA: 4.06	0.2 3 0 0 0 0 0 0 1 0 0 0 0 2 6 0.00 0.000																			
Tom Hume, R (9,1) ERA: 1.89	1.0 5 2 1 1 1 0 0 0 0 0 0 0 7 7 9.00 2.000																			

New York Mets @ Cincinnati Reds
Riverfront Stadium, Cincinnati, OH
Sun Jun 06 1982, 3:33 AM EDT
Att: 24,053 - Unknown


AB	36
R	6
H	12
RBI	6
BB	3
SO	5
LOB	18



Batter	1	2	3	4	5	6	7	8	9	AB	R	H	RBI	BB	SO	LOB	BOTTOM					
Eddie Milner, L (1,9) OBP: 0.326, SLG: 0.375										5	1	1	0	0	0	3						
Ron Oester, S (1,4) OBP: 0.303, SLG: 0.363										5	0	1	0	0	1	2						
Dave Concepcion, R (1,6) OBP: 0.339, SLG: 0.389										5	0	1	0	0	1	1						
Dan Driessen, L (1,3) OBP: 0.412, SLG: 0.540										5	0	3	1	0	1	0						
Mike Vail, R (1,7) OBP: 0.342, SLG: 0.500										5	0	1	0	0	1	4						
Cesar Cedeno, R (1,8) OBP: 0.360, SLG: 0.416										4	2	3	1	0	0	2						
Johnny Bench, R (1,5) OBP: 0.294, SLG: 0.313										2	0	1	0	2	0	0						
Alex Trevino, R (1,2) OBP: 0.342, SLG: 0.297										3	0	2	1	0	0	3						
Frank Pastore, R (1,1) OBP: 0.174, SLG: 0.217 Wayne Kattreck, L (5,PH) OBP: 0.316, SLG: 0.386 Charlie Leibrandt, L (6,1) OBP: 0.333, SLG: 0.376 German Barranco, L (6,PH) OBP: 0.333, SLG: 0.529 Joe Price, R (7,1) OBP: 0.333, SLG: 0.376 Jim Kern, R (8,1) OBP: 0.333, SLG: 0.376 Larry Bittner, L (8,PH) OBP: 0.333, SLG: 0.416 Tom Hume, R (9,1) OBP: 0.333, SLG: 0.416										0	0	0	0	0	0	0						
Inning Stats	R: 0 E: 0 K: 0 S: 3	H: 0 LOB: 0 BB: 0 P: 3	R: 1 E: 0 K: 1 S: 6	H: 1 LOB: 0 BB: 0 P: 6	R: 0 E: 0 K: 0 S: 4	H: 1 LOB: 1 BB: 0 P: 4	R: 0 E: 0 K: 0 S: 5	H: 2 LOB: 3 BB: 1 P: 9	R: 1 E: 0 K: 0 S: 6	H: 3 LOB: 2 BB: 0 P: 6	R: 0 E: 1 K: 1 S: 6	H: 1 LOB: 2 BB: 1 P: 10	R: 0 E: 0 K: 2 S: 7	H: 0 LOB: 0 BB: 0 P: 7	R: 1 E: 0 K: 0 S: 5	H: 3 LOB: 1 BB: 0 P: 5	R: 0 E: 0 K: 1 S: 7	H: 2 LOB: 2 BB: 0 P: 7	1B: 10 2B: 2 3B: 0 HR: 1	SF: 0 SAC: 2 DP: 1 HBP: 0	WP: 0 PB: 0 SB: 0 CS: 0	PA: 41
PITCHER	IP WLS BF H R ER SO BB IBB HBP BLK WP HR S P ERA WHIP																					
Craig Swan, R (1,1) ERA: 2.27	6.0 W 28 8 2 2 2 2 0 0 0 0 0 0 1 30 38 3.00 1.667																					
Tom Hausman, R (7,1) ERA: 1.29	2.2 12 5 1 1 2 0 0 0 0 0 0 0 16 16 3.38 1.875																					
Neil Allen, R (9,1) ERA: 2.01	0.1 S 1 0 0 0 0 1 0 0 0 0 0 0 3 3 0.00 0.000																					

New York Mets @ Cincinnati Reds
Riverfront Stadium, Cincinnati, OH
Sun Jun 06 1982, 3:33 AM EDT
Att: 24,053 - Unknown

AB	37
R	3
H	13
RBI	3
BB	2
SO	5
LOB	19



Batter	1	2	3	4	5	6	7	8	9	10	11	12	AB	R	H	RBI	BB	SO	LOB	TOP				
Omar Moreno, L OBP: 0.301, SLG: 0.312 (1, 8)	4-0 1B S BB		0-3 K	0-0 FC6-4 1B		0-0 F8			0-0 F7			0-0 4-3	5	0	1	1	1	1	0					
Lee Lacy, R OBP: 0.379, SLG: 0.367 (1, 7)	0-0 5-3		0-0 S 1B	1-2 FC6-4 1B		0-0 4-3			0-0 P4			0-0 E S 1B	6	1	2	0	0	0	3					
Dave Parker, L OBP: 0.330, SLG: 0.450 (1, 9)	0-0 F7		0-0 P6		0-0 4-3				0-0 CS 1B			0-3 K	6	0	1	0	0	1	3					
Jason Thompson, L OBP: 0.443, SLG: 0.615 (1, 3)	0-0 BB 1B		0-3 K		0-0 F9				0-0 F8			4-0 1B 1B	5	0	1	0	1	1	2					
Bill Madlock, R OBP: 0.343, SLG: 0.418 (1, 5)	4-0 1-2 BB			0-0 1B E 1B	4-0 1B BB				0-3 K 1-2			0-0 1B 1B	4	2	2	1	2	1	1					
Tony Peña, R OBP: 0.316, SLG: 0.427 (1, 2)	0-0 F8			1-2 FC5-4 1B	0-0 1B				0-0 2B			0-3 CS 1B	6	0	4	0	0	1	5					
Johnny Ray, S OBP: 0.353, SLG: 0.424 (1, 4)		0-0 F9		0-0 FC5-4 FC6-4 1B	0-0 1B				0-0 4-3			0-3 K	5	0	1	1	0	1	2					
Dale Berra, R OBP: 0.253, SLG: 0.277 (1, 6)		0-0 P4		0-0 FC6-4 1B	0-0 F7				0-0 6-3			4-0 BB	4	1	0	0	0	0	3					
Willie Stargell, L OBP: 0.290, SLG: 0.192 (11, PH)				1-2 1B									0	0	0	0	1	0	0					
Jim Smith, R OBP: 0.346, SLG: 0.360 (11, PR)													0	0	0	0	0	0	0					
Manny Sarmiento, R OBP: 0.394, SLG: 0.300 (1, 1)		0-3 K		0-0 1B					0-3 K			0-0 F9	3	0	1	0	0	2	0					
Bill Robinson, R OBP: 0.314, SLG: 0.500 (9, PH)													1	0	0	0	0	1	0					
Kent Tekulve, R OBP: 0.346, SLG: 0.360 (11, 6)													0	0	0	0	0	0	0					
Mike Easler, L OBP: 0.370, SLG: 0.387 (11, PH)				1-2 1B									1	0	0	0	0	0	1					
Rod Scurry, L OBP: 0.200, SLG: 0.200 (11, 1)													0	0	0	0	0	0	0					
Inning Stats	R: 0 E: 0 K: 1 S: 4	H: 1 LOB: 3 BB: 2 P: 12	R: 0 E: 0 K: 1 S: 5	H: 0 LOB: 0 BB: 0 P: 5	R: 0 E: 0 K: 2 S: 8	H: 1 LOB: 1 BB: 1 P: 8	R: 2 E: 1 K: 0 S: 7	H: 4 LOB: 2 BB: 0 P: 7	R: 1 E: 0 K: 0 S: 5	H: 2 LOB: 2 BB: 1 P: 9	R: 0 E: 0 K: 1 S: 5	H: 1 LOB: 0 BB: 0 P: 3	R: 0 E: 0 K: 1 S: 5	H: 0 LOB: 0 BB: 0 P: 5	R: 0 E: 0 K: 3 S: 3	H: 0 LOB: 0 BB: 0 P: 3	R: 0 E: 0 K: 1 S: 5	H: 1 LOB: 1 BB: 1 P: 9	R: 1 E: 0 K: 2 S: 9	H: 2 LOB: 2 BB: 1 P: 13	1B: 12 2B: 2 3B: 0 HR: 0	SF: 0 SAC: 0 DP: 1 HBP: 0	WP: 0 PB: 0 SB: 3 CS: 2	PA: 51
PITCHER	IP WLS BF H R ER SO BB IBB HBP BLK WP HR S P ERA WHIP	IP WLS BF H R ER SO BB IBB HBP BLK WP HR S P ERA WHIP																			IP WLS BF H R ER SO BB IBB HBP BLK WP HR S P ERA WHIP			
Pete Falcone, L ERA: 3.29 (1, 1)	10.0	2.0	L	10	3	1	1	3	1	1	0	0	0	0	0	14	22	4.50	2.00					
Neil Allen, R ERA: 2.16 (11, 1)																								

Pittsburgh Pirates @ New York Mets
Shea Stadium, Flushing, NY

Mon Jun 07 1982, 7:05 PM EDT
Att. 8,791 - Unknown

AB 46
R 4
H 13
RBI 3
BB 5
SO 9
LOB 20



Batter	1	2	3	4	5	6	7	8	9	10	11	12	AB	R	H	RBI	BB	SO	LOB	BOTTOM				
Wally Backman, S OBP: 0.374, SLG: 0.390 (1, 4)	0-0 F9		4-0 F8-3 BB		0-0 F7		0-0 F7			0-0 E 1B			4	0	1	0	1	0	1					
John Stearns, R OBP: 0.359, SLG: 0.436 (1, 2)	0-0 F2		0-0 F8-3		0-0 L7		0-0 FC5-4			0-0 E3 G6-3			5	0	0	0	0	0	3					
George Foster, R OBP: 0.338, SLG: 0.389 (1, 7)	0-3 K		0-3 K			0-3 K			0-0 F8			0-0 G6-3	5	0	0	0	0	3	2					
Dave Kingman, R OBP: 0.287, SLG: 0.461 (1, 3)		4-0 1B 2B BB		0-0 F8		0-0 BLK 2B 1B			0-0 F8			0-3 K	4	2	1	0	1	1	0					
Joel Youngblood, R OBP: 0.251, SLG: 0.396 (1, 8)		0-0 2B 1B		0-0 E6 E		0-3 K			0-0 F9			0-0 6-3	5	1	1	0	0	1	1					
Mike Jorgensen, L OBP: 0.400, SLG: 0.385 (1, 9)		0-3 K		0-0 E6		0-0 2B			0-0 G4-3 1B			0-0 3-1	5	0	2	1	0	1	3					
Hubie Brooks, R OBP: 0.330, SLG: 0.341 (1, 5)		0-3 K		0-3 K		0-0 3-1			0-3 K			0-3 K	5	0	0	0	0	4	6					
Ron Gardenhire, R OBP: 0.283, SLG: 0.279 (1, 6)		0-0 2B		0-3 K					0-0 G4-3			0-3 K	2	0	1	2	1	1	2					
Rusty Staub, L OBP: 0.290, SLG: 0.333 (9, PH)									0-0 FC5-4 BB				1	0	0	0	0	1	0					
Bob Bailor, R OBP: 0.352, SLG: 0.386 (10, 6)		1-1 2H 2B							0-0 K			0-0 4-3	1	0	0	0	0	1	0					
Pete Falcone, L ERA: 1.66 (1, 1)	8.0	3.0	7	4	3	3	9	3	0	0	0	1	3	0	0	0	0	1	2					
Mookie Wilson, S OBP: 0.325, SLG: 0.379 (10, PH)													1	0	0	0	0	1	0					
Neil Allen, R OBP: 0.400, SLG: 0.250 (11, 1)													0	0	0	0	0	0	0					
Ellis Valentine, R OBP: 0.269, SLG: 0.360 (12, PH)													1	0	0	0	0	0	0					
Inning Stats	R: 0 E: 0 K: 1 S: 5	H: 0 LOB: 0 BB: 0 P: 5	R: 2 E: 0 K: 2 S: 9	H: 2 LOB: 1 BB: 1 P: 13	R: 0 E: 0 K: 1 S: 8	H: 0 LOB: 0 BB: 1 P: 8	R: 0 E: 0 K: 2 S: 9	H: 0 LOB: 2 BB: 0 P: 9	R: 0 E: 0 K: 0 S: 3	H: 0 LOB: 0 BB: 0 P: 3	R: 1 E: 0 K: 1 S: 5	H: 0 LOB: 1 BB: 1 P: 9	R: 0 E: 0 K: 0 S: 3	H: 0 LOB: 0 BB: 0 P: 3	R: 0 E: 1 K: 1 S: 5	H: 1 LOB: 1 BB: 0 P: 6	R: 0 E: 0 K: 1 S: 5	H: 0 LOB: 0 BB: 0 P: 5	R: 0 E: 0 K: 2 S: 7	H: 0 LOB: 0 BB: 0 P: 7	1B: 4 2B: 3 3B: 0 HR: 0	SF: 0 SAC: 0 DP: 3 HBP: 0	WP: 0 PB: 0 SB: 0 CS: 0	PA: 45
PITCHER	IP WLS BF H R ER SO BB IBB HBP BLK WP HR S P ERA WHIP	IP WLS BF H R ER SO BB IBB HBP BLK WP HR S P ERA WHIP																			IP WLS BF H R ER SO BB IBB HBP BLK WP HR S P ERA WHIP			
Manny Sarmiento, R ERA: 1.66 (1, 1)	8.0	2.0	W	6	0	0	0	3	0	0	0	0	0	0	0	12	11	0.00	1.000					
Kent Tekulve, R ERA: 1.39 (9, 1)																								
Rod Scurry, L ERA: 2.39 (11, 1)																								

Pittsburgh Pirates @ New York Mets
Shea Stadium, Flushing, NY

Mon Jun 07 1982, 7:05 PM EDT
Att. 8,791 - Unknown

AB 42
R 3
H 6
RBI 3
BB 3
SO 14
LOB 21



Batter	1	2	3	4	5	6	7	8	9	AB	R	H	RBI	BB	SO	LOB	TOP					
Omar Moreno, L (1, 8) OBP: 0.299, SLG: 0.311										4	0	1	2	0	2	1						
Lee Lacy, R (1, 9) OBP: 0.380, SLG: 0.395										5	1	2	1	0	1	0						
Bill Madlock, R (1, 5) OBP: 0.340, SLG: 0.410										4	1	0	0	1	0	2						
Jason Thompson, L (1, 3) OBP: 0.439, SLG: 0.605										3	0	0	0	1	1	0						
Tony Peña, R (1, 2) OBP: 0.326, SLG: 0.435										4	1	3	1	0	0	0						
Bill Robinson, R (1, 7) OBP: 0.297, SLG: 0.471										4	0	0	0	0	1	4						
Johnny Ray, S (1, 4) OBP: 0.351, SLG: 0.420										4	1	1	0	0	2	0						
Dale Berra, R (1, 6) OBP: 0.259, SLG: 0.289										4	2	2	0	0	0	2						
Don Robinson, R (1, 1) OBP: 0.333, SLG: 0.433										2	0	1	2	0	0	0						
Kent Tekulve, R (8, 1)										0	0	0	0	0	0	0						
Inning Stats	R: 1 E: 0 K: 1 S: 6	H: 1 LOB: 2 BB: 2 P: 14	R: 0 E: 0 K: 1 S: 5	H: 0 LOB: 0 BB: 0 P: 5	R: 1 E: 0 K: 1 S: 6	H: 1 LOB: 1 BB: 0 P: 6	R: 2 E: 0 K: 2 S: 10	H: 3 LOB: 1 BB: 0 P: 10	R: 0 E: 0 K: 0 S: 3	H: 0 LOB: 0 BB: 0 P: 3	R: 0 E: 0 K: 0 S: 3	H: 0 LOB: 0 BB: 0 P: 3	R: 1 E: 0 K: 1 S: 6	H: 1 LOB: 0 BB: 0 P: 6	R: 0 E: 0 K: 0 S: 4	H: 1 LOB: 1 BB: 0 P: 4	R: 1 E: 0 K: 1 S: 8	H: 3 LOB: 2 BB: 0 P: 8	1B: 7 2B: 2 3B: 0 HR: 1	SF: 1 SAC: 2 DP: 0 HBP: 0	WP: 0 PB: 0 SB: 0 CS: 0	PA: 39
PITCHER	IP WLS BF H R ER SO BB IBB HBP BLK WP HR S P ERA WHIP																					
Jesse Orosco, L (1, 1) ERA: 2.97	6.0 L 25 5 4 4 5 2 0 0 0 0 0 1 33 41 6.00 1.167																					
Mike Scott, R (7, 1) ERA: 4.54	2.0 8 2 1 1 1 0 0 0 0 0 0 0 10 10 4.50 1.000																					
Ed Lynch, R (9, 1) ERA: 4.23	1.0 6 3 1 1 1 0 0 0 0 0 0 0 8 8 9.00 3.000																					

Pittsburgh Pirates @ New York Mets
Shea Stadium, Flushing, NY
Tue Jun 08 1982, 7:05 PM EDT
Att: 11,774 - Unknown

AB	34
R	6
H	10
RBI	6
BB	2
SO	7
LOB	9



Batter	1	2	3	4	5	6	7	8	9	AB	R	H	RBI	BB	SO	LOB	BOTTOM					
Mookie Wilson, S (1, 8) OBP: 0.323, SLG: 0.374										3	0	0	0	1	1	0						
John Stearns, R (1, 2) OBP: 0.362, SLG: 0.443										4	0	2	1	0	0	0						
George Foster, R (1, 7) OBP: 0.332, SLG: 0.381										4	0	0	0	0	1	4						
Dave Kingman, R (1, 3) OBP: 0.286, SLG: 0.454										3	0	0	0	1	0	1						
Joel Youngblood, R (1, 9) OBP: 0.289, SLG: 0.391										4	0	1	0	0	1	1						
Hubie Brooks, R (1, 5) OBP: 0.323, SLG: 0.333										4	0	0	0	0	1	1						
Wally Backman, S (1, 4) OBP: 0.380, SLG: 0.387										1	1	0	0	2	1	0						
Ron Gardenhire, R (1, 6) OBP: 0.279, SLG: 0.275										2	0	0	0	0	1	1						
Mike Jorgensen, L (8, PH) OBP: 0.397, SLG: 0.370										1	0	0	0	0	0	1						
Ed Lynch, R (9, 1)										0	0	0	0	0	0	0						
Jesse Orosco, R (1, 1) ERA: 2.97										1	0	0	0	0	0	0						
Gary Rajsch, L (5, PH) OBP: 0.143, SLG: 0.283										1	0	0	0	0	1	0						
Mike Scott, R (7, 1) ERA: 4.54										0	0	0	0	0	0	0						
Rusty Staub, R (8, PH) OBP: 0.143, SLG: 0.349										1	0	1	1	0	0	0						
Bob Bailor, R (8, PH) OBP: 0.152, SLG: 0.388										0	1	0	0	0	0	0						
Inning Stats	R: 0 E: 0 K: 1 S: 5	H: 0 LOB: 0 BB: 0 P: 5	R: 0 E: 0 K: 1 S: 5	H: 0 LOB: 0 BB: 0 P: 5	R: 0 E: 0 K: 0 S: 2	H: 0 LOB: 0 BB: 1 P: 6	R: 0 E: 0 K: 0 S: 4	H: 1 LOB: 1 BB: 0 P: 4	R: 0 E: 0 K: 0 S: 5	H: 0 LOB: 0 BB: 0 P: 5	R: 0 E: 0 K: 3 S: 9	H: 0 LOB: 0 BB: 0 P: 9	R: 0 E: 0 K: 1 S: 5	H: 0 LOB: 1 BB: 1 P: 9	R: 2 E: 0 K: 0 S: 5	H: 2 LOB: 2 BB: 2 P: 13	R: 0 E: 0 K: 0 S: 3	H: 1 LOB: 0 BB: 0 P: 3	1B: 3 2B: 1 3B: 0 HR: 0	SF: 0 SAC: 0 DP: 1 HBP: 0	WP: 1 PB: 0 SB: 0 CS: 1	PA: 33
PITCHER	IP WLS BF H R ER SO BB IBB HBP BLK WP HR S P ERA WHIP																					
Don Robinson, R (1, 1) ERA: 4.6	7.2 W 29 3 2 2 7 4 0 0 0 0 0 0 39 55 2.35 0.913																					
Kent Tekulve, R (8, 1) ERA: 1.35	1.1 S 4 1 0 0 0 0 0 0 0 0 0 0 4 4 0.00 0.750																					

Pittsburgh Pirates @ New York Mets
Shea Stadium, Flushing, NY
Tue Jun 08 1982, 7:05 PM EDT
Att: 11,774 - Unknown

AB	29
R	2
H	4
RBI	2
BB	4
SO	7
LOB	9



Batter	1	2	3	4	5	6	7	8	9	AB	R	H	RBI	BB	SO	LOB	TOP										
Omar Moreno, L (1, 8) OBP: 0.297, SLG: 0.310										4	1	1	1	0	1	0	Pittsburgh Pirates @ New York Mets Shea Stadium, Flushing, NY Wed Jun 09 1982, 7:05 PM EDT Att: 11,552 - Unknown										
Johnny Ray, S (1, 4) OBP: 0.352, SLG: 0.425										5	0	2	0	0	0	1											
Bill Madlock, R (1, 5) OBP: 0.347, SLG: 0.419										3	0	2	1	1	0	1											
Jason Thompson, L (1, 3) OBP: 0.441, SLG: 0.599										2	0	0	0	2	1	2											
Mike Easter, L (1, 7) OBP: 0.373, SLG: 0.397										4	0	2	0	0	0	3											
Tony Peña, R (1, 2) OBP: 0.324, SLG: 0.430										4	0	1	0	0	1	4											
Lee Lacy, R (1, 9) OBP: 0.376, SLG: 0.390										4	0	1	0	0	1	3											
Dale Berra, R (1, 6) OBP: 0.259, SLG: 0.295										4	1	1	0	0	1	3											
Rick Rhoden, R (1, 1) OBP: 0.300, SLG: 0.714										2	0	0	0	0	0	0											
Rod Scully, L (8, 1) OBP: 0.167, SLG: 0.167										1	0	0	0	0	1	0											
Kent Tekulve, R (9, 1)										0	0	0	0	0	0	0											
Inning Stats	R: 1 E: 1 K: 1 S: 8	H: 3 LOB: 2 BB: 0 P: 8	R: 0 E: 0 K: 1 S: 5	H: 0 LOB: 0 BB: 0 P: 5	R: 0 E: 0 K: 0 S: 3	H: 0 LOB: 1 BB: 1 P: 7	R: 0 E: 0 K: 0 S: 3	H: 1 LOB: 0 BB: 0 P: 3	R: 1 E: 0 K: 2 S: 5	H: 2 LOB: 1 BB: 0 P: 5	R: 0 E: 0 K: 0 S: 5	H: 1 LOB: 3 BB: 1 P: 9	R: 0 E: 0 K: 0 S: 3	H: 1 LOB: 0 BB: 0 P: 3	R: 0 E: 0 K: 2 S: 7	H: 0 LOB: 0 BB: 0 P: 7	1B: 6 2B: 4 3B: 0 HR: 0	SF: 1 SAC: 1 DP: 1 HBP: 0	WP: 0 PB: 0 SB: 1 CS: 1	PA: 38							
PITCHER	IP	WLS	BF	H	R	ER	SO	BB	IBB	HBP	BLK	WP	HR	S	P	ERA	WHIP										
Charlie Puleo, R (1, 1) ERA: 3.86	8.0		35	10	2	2	4	3	0	0	0	0	0	40	52	2.25	1.625										
Neil Allen, R (9, 1) ERA: 2.1	1.0	W	3	0	0	0	2	0	0	0	0	0	0	7	7	0.00	0.000										

Batter	1	2	3	4	5	6	7	8	9	AB	R	H	RBI	BB	SO	LOB	BOTTOM										
Mookie Wilson, S (1, 8) OBP: 0.318, SLG: 0.367										4	0	0	0	0	1	1	Pittsburgh Pirates @ New York Mets Shea Stadium, Flushing, NY Wed Jun 09 1982, 7:05 PM EDT Att: 11,552 - Unknown										
Bob Bailor, R (1, 4) OBP: 0.357, SLG: 0.390										4	1	2	0	0	0	1											
Dave Kingman, R (1, 3) OBP: 0.266, SLG: 0.465										4	1	1	1	0	1	2											
Rusty Tillman, R (9, PR) OBP: 1.000, SLG: 1.000										0	1	0	0	0	0	0											
George Foster, R (1, 7) OBP: 0.330, SLG: 0.379										4	0	1	1	0	2	1											
John Stearns, R (1, 2) OBP: 0.355, SLG: 0.433										4	0	0	0	0	0	2											
Joel Youngblood, R (1, 9) OBP: 0.288, SLG: 0.381										3	0	0	0	1	0	0											
Hubie Brooks, R (1, 5) OBP: 0.322, SLG: 0.332										4	0	1	1	0	0	2											
Ron Gardenhire, R (1, 6) OBP: 0.276, SLG: 0.271										2	0	0	0	0	0	1											
Rusty Staub, L (8, PH) OBP: 0.269, SLG: 0.341										1	0	0	0	0	0	0											
Wally Backman, S (9, 4) OBP: 0.380, SLG: 0.387										0	0	0	0	0	0	0											
Charlie Puleo, R (1, 1) OBP: 0.235, SLG: 0.188										1	0	0	0	0	1	1											
Ellis Valentine, R (8, PH) OBP: 0.267, SLG: 0.356										1	0	0	0	0	0	0											
Neil Allen, R (9, 1) OBP: 0.400, SLG: 0.250										0	0	0	0	0	0	0											
Inning Stats	R: 0 E: 0 K: 0 S: 4	H: 1 LOB: 1 BB: 0 P: 4	R: 0 E: 0 K: 0 S: 3	H: 0 LOB: 0 BB: 0 P: 3	R: 0 E: 0 K: 2 S: 7	H: 0 LOB: 0 BB: 0 P: 7	R: 0 E: 0 K: 1 S: 6	H: 1 LOB: 1 BB: 0 P: 6	R: 1 E: 0 K: 1 S: 6	H: 1 LOB: 0 BB: 0 P: 6	R: 0 E: 0 K: 0 S: 3	H: 0 LOB: 0 BB: 0 P: 3	R: 0 E: 0 K: 1 S: 5	H: 0 LOB: 0 BB: 0 P: 5	R: 2 E: 2 K: 0 S: 5	H: 2 LOB: 3 BB: 1 P: 9	1B: 4 2B: 0 3B: 0 HR: 1	SF: 0 SAC: 1 DP: 0 HBP: 0	WP: 0 PB: 0 SB: 0 CS: 0	PA: 34							
PITCHER	IP	WLS	BF	H	R	ER	SO	BB	IBB	HBP	BLK	WP	HR	S	P	ERA	WHIP										
Rick Rhoden, R (1, 1) ERA: 6.43			25	3	1	1	4	0	0	0	0	0	0	6	6	9.00	1.000										
Rod Scully, L (8, 1) ERA: 2.56	1.0	L	4	1	1	1	1	0	0	0	0	0	0	6	6	9.00	1.000										
Kent Tekulve, R (9, 1) ERA: 1.34	0.1	L	5	1	1	0	0	0	1	0	0	0	0	4	8	0.00	3.000										



Batter	1	2	3	4	5	6	7	8	9	AB	R	H	RBI	BB	SO	LOB	TOP										
Lonnie Smith, R (1.7) OBP: 0.376, SLG: 0.464	L7		F8		1B		2B		F9	5	0	2	1	0	0	2											
Willie McGee, S (1.8) OBP: 0.366, SLG: 0.430	B1-3		F5		K		P6		K	5	0	0	0	0	2	4											
Keith Hernandez, L (1.3) OBP: 0.401, SLG: 0.371	F8				1B		1-3		F7	4	0	1	0	0	0	1											
George Hendrick, R (1.9) OBP: 0.306, SLG: 0.456		1-4-3	K				5-3		K	4	0	0	0	0	2	1											
Darrell Porter, L (1.2) OBP: 0.321, SLG: 0.440	F9				4-3		K		K	4	0	0	0	0	2	0											
Ken Oberkfell, L (1.5) OBP: 0.315, SLG: 0.312	BB 1B				G3				BB 1B	4	1	3	0	0	0	0											
Tom Herr, S (1.4) OBP: 0.339, SLG: 0.331	BB 1B				4-3		G3		BB 1B	3	0	1	0	1	0	1											
Ozzie Smith, S (1.6) OBP: 0.329, SLG: 0.361	BB 1B						BB 1B		P4	3	1	1	0	1	0	2											
Steve Mura, R (1.1) Tito Landrum, R (5. PH) Dave LaPoint, L (5. PH) Mike Rajsich, L (7. PH) Jeff Keener, L (7. PH) Dane Long, L (5. PH)	P6				BB 1B		3-1		E9	1	0	0	0	0	0	3											
Inning Stats	R: 0 E: 0 K: 0 S: 3	H: 0 LOB: 0 BB: 0 P: 3	R: 0 E: 0 K: 0 S: 5	H: 2 LOB: 3 BB: 1 P: 9	R: 0 E: 0 K: 1 S: 6	H: 1 LOB: 1 BB: 0 P: 6	R: 0 E: 0 K: 0 S: 3	H: 0 LOB: 0 BB: 0 P: 3	R: 1 E: 0 K: 1 S: 6	H: 2 LOB: 1 BB: 1 P: 10	R: 0 E: 0 K: 1 S: 6	H: 1 LOB: 1 BB: 0 P: 6	R: 0 E: 0 K: 0 S: 4	H: 1 LOB: 1 BB: 0 P: 4	R: 0 E: 0 K: 2 S: 7	H: 0 LOB: 0 BB: 0 P: 7	R: 1 E: 1 K: 1 S: 7	H: 2 LOB: 2 BB: 1 P: 11	1B: 7 2B: 2 3B: 0 HR: 0	SF: 0 SAC: 0 DP: 0 HBP: 0	WP: 0 PB: 0 SB: 0 CS: 0	PA: 38					
PITCHER	IP	WLS	BF	H	R	ER	SO	BB	IBB	HBP	BLK	WP	HR	S	P	ERA	WHIP										
Craig Swan, R (1.1) ERA: 2.14	7.0	W	29	7	1	1	3	2	0	0	0	0	0	33	41	1.29	1.286										
Neil Allen, R (8.1) ERA: 2.23	2.0		9	2	1	1	3	1	0	0	0	0	0	14	18	4.50	1.500										

St. Louis Cardinals @ New York Mets
Shea Stadium, Flushing, NY
Sat Jun 12 1982, 7:05 PM EDT
Att: 43,675 - Unknown - 61 F

AB 35
R 2
H 9
RBI 2
BB 3
SO 6
LOB 14



Batter	1	2	3	4	5	6	7	8	9	AB	R	H	RBI	BB	SO	LOB	BOTTOM										
Mookie Wilson, S (1.8) OBP: 0.320, SLG: 0.368	4-3		FC6-4	K			S			4	0	3	0	0	1	0											
Bob Bailor, R (1.6) OBP: 0.350, SLG: 0.381	4-3		FC6-4		F9		5-3			4	1	0	0	0	0	4											
George Foster, R (1.7) OBP: 0.336, SLG: 0.385	K		HR		P3		FC6-4			3	1	1	1	1	1	1											
Dave Kingman, R (1.3) OBP: 0.284, SLG: 0.456	K		HR		K		FC6-4			4	1	1	1	0	2	3											
Mike Jorgensen, L (1.9) OBP: 0.382, SLG: 0.467	4-3				F5					2	1	1	3	0	0	0											
Joel Youngblood, R (6. PH) OBP: 0.282, SLG: 0.371			HR							2	0	1	0	0	0	0											
Hubie Brooks, R (1.5) OBP: 0.330, SLG: 0.342	4-3		L1							3	0	1	0	0	0	0											
Ron Gardenhire, R (6. FR) OBP: 0.270, SLG: 0.265	4-3									1	0	0	0	0	0	1											
Ron Hodges, L (1.2) OBP: 0.388, SLG: 0.656	K				HR					3	1	1	1	1	2	1											
Wally Backman, S (1.4) OBP: 0.365, SLG: 0.369			K		6-3					4	0	0	0	0	2	3											
Craig Swan, R (1.1) ERA: 4.82	4.0	L	19	7	6	6	6	0	0	0	0	0	0	11	11	0.00	0.500										
Gary Rajsich, L (7. PH) ERA: 3.17	2.0		7	1	0	0	2	0	0	0	0	0	0	11	11	0.00	0.500										
Neil Allen, R (8.1) ERA: 2.45	2.0		10	2	0	0	2	2	0	0	0	0	0	12	20	0.00	2.000										
Inning Stats	R: 0 E: 0 K: 2 S: 8	H: 1 LOB: 1 BB: 0 P: 8	R: 0 E: 0 K: 1 S: 5	H: 0 LOB: 0 BB: 0 P: 5	R: 5 E: 0 K: 1 S: 10	H: 5 LOB: 0 BB: 0 P: 10	R: 1 E: 0 K: 2 S: 8	H: 1 LOB: 0 BB: 0 P: 8	R: 0 E: 0 K: 1 S: 5	H: 0 LOB: 0 BB: 0 P: 5	R: 0 E: 0 K: 1 S: 6	H: 1 LOB: 1 BB: 0 P: 6	R: 0 E: 0 K: 1 S: 6	H: 1 LOB: 2 BB: 1 P: 10	R: 0 E: 0 K: 1 S: 6	H: 1 LOB: 2 BB: 1 P: 10	1B: 8 2B: 0 3B: 0 HR: 2	SF: 0 SAC: 0 DP: 0 HBP: 0	WP: 0 PB: 0 SB: 2 CS: 0	PA: 36							
PITCHER	IP	WLS	BF	H	R	ER	SO	BB	IBB	HBP	BLK	WP	HR	S	P	ERA	WHIP										
Steve Mura, R (1.1) ERA: 4.82	4.0		19	7	6	6	6	0	0	0	0	0	0	11	11	0.00	0.500										
Dave LaPoint, L (5. PH) ERA: 3.17	2.0		7	1	0	0	2	0	0	0	0	0	0	11	11	0.00	0.500										
Jeff Keener, R (7. PH) ERA: 2.45	2.0		10	2	0	0	2	2	0	0	0	0	0	12	20	0.00	2.000										

St. Louis Cardinals @ New York Mets
Shea Stadium, Flushing, NY
Sat Jun 12 1982, 7:05 PM EDT
Att: 43,675 - Unknown - 61 F

AB 34
R 6
H 10
RBI 6
BB 2
SO 10
LOB 15



Batter	1	2	3	4	5	6	7	8	9	AB	R	H	RBI	BB	SO	LOB	TOP			
Mookie Wilson, S (1, 8) OBP: 0.323, SLG: 0.370	0-3 K		0-0 1B		0-0 1B		0-0 1-3			4	0	2	0	0	1	0	New York Mets @ Pittsburgh Pirates Three Rivers Stadium, Pittsburgh, PA Mon Jun 14 1982, 7:05 PM EDT Att: 7,005 - Unknown livebaseballscorecards.com			
Bob Bailor, R (1, 5) OBP: 0.335, SLG: 0.368	0-0 5-3		0-0 1-3		0-0 4-3		0-0 4-3			4	0	0	0	0	0	4				
George Foster, R (1, 7) OBP: 0.335, SLG: 0.380	0-3 K			0-0 F8	4-0 1B			0-0 6-3		3	0	0	0	1	1	0				
Dave Kingman, R (1, 3) OBP: 0.279, SLG: 0.447		0-3 K		0-3 K	0-3 K			0-0 5-3		4	0	0	0	0	3	3				
Mike Jorgensen, L (8, 3) OBP: 0.392, SLG: 0.467										0	0	0	0	0	0	0				
John Stearns, R (1, 2) OBP: 0.365, SLG: 0.438		0-0 6-3		4-0 HR		0-0 CS		0-0 1B		3	1	2	0	1	0	0				
Ellis Valentine, R (1, 9) OBP: 0.286, SLG: 0.381		0-0 G3		0-0 HR		0-3 K		0-0 1-3		4	1	1	2	0	1	2				
Wally Backman, S (1, 4) OBP: 0.362, SLG: 0.366			0-3 K	0-3 K		0-0 1B			0-0 6-3	4	0	1	0	0	2	0				
Ron Gardenhire, R (1, 6) OBP: 0.270, SLG: 0.260			4-0 1B		0-0 F9	0-3 K		0-0 6-3		3	0	0	0	1	1	1				
Pete Falcone, L (1, 1) OBP: 0.125, SLG: 0.125			0-0 F9		0-0 E5		0-0 F9		0-3 K	3	0	0	0	0	0	1				
Rusty Staub, L (9, PH) OBP: 0.259, SLG: 0.326					4-3 1B					1	0	0	0	0	1	0				
Neil Allen, R (9, 1) OBP: 0.333, SLG: 0.200										0	0	0	0	0	0	0				
Inning Stats	R: 0 E: 0 K: 2 S: 7	H: 0 LOB: 0 BB: 0 P: 7	R: 0 E: 0 K: 1 S: 5	H: 0 LOB: 0 BB: 0 P: 5	R: 0 E: 0 K: 1 S: 6	H: 1 LOB: 2 BB: 1 P: 10	R: 2 E: 0 K: 2 S: 8	H: 1 LOB: 0 BB: 1 P: 12	R: 0 E: 1 K: 1 S: 7	H: 1 LOB: 3 BB: 1 P: 11	R: 0 E: 0 K: 0 S: 3	H: 0 LOB: 0 BB: 0 P: 3	R: 0 E: 0 K: 0 S: 4	H: 1 LOB: 1 BB: 0 P: 4	R: 0 E: 0 K: 1 S: 5	H: 0 LOB: 0 BB: 0 P: 5	1B: 5 2B: 0 3B: 0 HR: 1	SF: 0 SAC: 0 DP: 0 HBP: 0	WP: 0 PB: 0 SB: 0 CS: 1	PA: 36
PITCHER Don Robinson, R (1, 1) ERA: 4.32	IP: 9.0 WLS: L BF: 36 H: 6 R: 2 ER: 2 SO: 10 BB: 2 IBB: 1 HBP: 0 BLK: 0 WP: 0 HR: 1 S: 53 P: 65 ERA: 2.00 WHIP: 0.889																			

Batter	1	2	3	4	5	6	7	8	9	AB	R	H	RBI	BB	SO	LOB	BOTTOM			
Omar Moreno, L (1, 8) OBP: 0.288, SLG: 0.307	0-0 F7		0-0 F8			0-0 4-3		0-3 K		4	0	0	0	0	1	0	New York Mets @ Pittsburgh Pirates Three Rivers Stadium, Pittsburgh, PA Mon Jun 14 1982, 7:05 PM EDT Att: 7,005 - Unknown livebaseballscorecards.com			
Lee Lacy, R (1, 9) OBP: 0.379, SLG: 0.411	0-0 CS		0-0 6-3			0-0 F9		0-0 CS		4	0	2	0	0	0	0				
Bill Madlock, R (1, 5) OBP: 0.358, SLG: 0.441	0-0 1B		0-0 F9			0-0 F7		0-0 4-3		4	1	1	1	0	0	1				
Jason Thompson, L (1, 3) OBP: 0.433, SLG: 0.583	0-0 G3			0-0 6-3		0-0 FC4-6		0-3 K		4	0	1	0	0	1	0				
Tony Peña, R (1, 2) OBP: 0.330, SLG: 0.429		0-0 4-3		0-0 6-3		0-0 FC4-6				3	0	1	0	0	0	0				
Johnny Ray, S (1, 4) OBP: 0.350, SLG: 0.417		4-0 1B		0-0 4-3		0-0 FC4-6		1-2 2-3		2	0	0	0	1	0	2				
Bill Robinson, R (1, 7) OBP: 0.286, SLG: 0.451		0-0 P4			0-0 6-3		0-0 G4-6-3			3	0	0	0	0	0	3				
Dale Berra, R (1, 6) OBP: 0.272, SLG: 0.327		0-0 1B			0-0 F8			0-0 F8		3	0	1	0	0	0	0				
Don Robinson, R (1, 1) OBP: 0.303, SLG: 0.394		0-0 F8			0-0 P6			0-0 F4		3	0	0	0	0	0	2				
Inning Stats	R: 1 E: 0 K: 0 S: 4	H: 2 LOB: 0 BB: 0 P: 4	R: 0 E: 0 K: 0 S: 4	H: 1 LOB: 2 BB: 1 P: 8	R: 0 E: 0 K: 0 S: 3	H: 0 LOB: 0 BB: 0 P: 3	R: 0 E: 0 K: 0 S: 3	H: 0 LOB: 0 BB: 0 P: 3	R: 0 E: 0 K: 0 S: 3	H: 0 LOB: 0 BB: 0 P: 3	R: 0 E: 0 K: 0 S: 4	H: 2 LOB: 1 BB: 0 P: 4	R: 0 E: 0 K: 1 S: 5	H: 0 LOB: 0 BB: 0 P: 5	R: 0 E: 0 K: 1 S: 5	H: 1 LOB: 0 BB: 0 P: 5		1B: 5 2B: 0 3B: 0 HR: 1	SF: 0 SAC: 0 DP: 1 HBP: 0	WP: 0 PB: 0 SB: 0 CS: 2
PITCHER Pete Falcone, L (1, 1) ERA: 3.07	IP: 8.0 WLS: W BF: 28 H: 5 R: 1 ER: 1 SO: 1 BB: 1 IBB: 0 HBP: 0 BLK: 0 WP: 0 HR: 1 S: 29 P: 33 ERA: 1.12 WHIP: 0.750																			
Neil Allen, R (9, 1) ERA: 2.17	IP: 1.0 WLS: S BF: 3 H: 1 R: 0 ER: 0 SO: 1 BB: 0 IBB: 0 HBP: 0 BLK: 0 WP: 0 HR: 0 S: 5 P: 5 ERA: 0.00 WHIP: 1.000																			

Batter	1	2	3	4	5	6	7	8	9	AB	R	H	RBI	BB	SO	LOB	TOP			
Mookie Wilson, S (1, 8) OBP: 0.324, SLG: 0.370	6-3		CS 1B		E 2H 1B		F8		FC6-4 1B	5	0	2	1	0	0	1	New York Mets @ Pittsburgh Pirates Three Rivers Stadium, Pittsburgh, PA Tue Jun 15 1982, 7:05 PM EDT Att: 6,100 - Unknown livebaseballscorecards.com			
Bob Bailor, R (1, 5) OBP: 0.333, SLG: 0.361	5-3		6-3		L1		5-3		FC5-4 1B	5	0	1	0	0	0	2				
George Foster, R (1, 7) OBP: 0.336, SLG: 0.377	HR BB		P4		5-3				FC5-4 1B	4	1	1	0	1	0	3				
Dave Kingman, R (1, 3) OBP: 0.288, SLG: 0.465	1H HR				FC6-4 BB				F7 1B	3	1	2	2	1	0	1				
John Stearns, R (1, 2) OBP: 0.367, SLG: 0.444	6-3		FC6-4 S		FC4-6 1B				FC4-6 1B	4	0	2	0	0	0	1				
Ellis Valentine, R (1, 9) OBP: 0.257, SLG: 0.367			P3		F7 1-2		K		P6 2B	4	0	0	0	0	1	5				
Wally Backman, S (1, 4) OBP: 0.359, SLG: 0.358			FC4-6 BB		1-3		FC4-6		F7	3	0	0	0	1	0	5				
Ron Gardenhire, R (1, 6) OBP: 0.271, SLG: 0.261			FC4-6				6-3		F9	3	1	1	0	0	0	3				
Mike Jorgensen, L (9, PH) OBP: 0.371, SLG: 0.452			1-2		SH3-4 1B		6-3			1	0	0	0	0	0	0				
Charlie Puleo, R (1, 1) OBP: 0.222, SLG: 0.176			K		SH3-4		F9		FC6-4 1B	1	0	0	0	0	1	1				
Pat Zachry, R (5, 1)										0	0	0	0	0	0	0				
Gary Rajsich, L (7, PH) OBP: 0.235, SLG: 0.270										1	0	0	0	0	0	0				
Tom Hausman, R (7, 1)										0	0	0	0	0	0	0				
Rusty Staub, L (9, PH) OBP: 0.273, SLG: 0.340										1	0	1	0	0	0	0				
Inning Stats	R: 2 E: 0 K: 0 S: 4	H: 1 LOB: 0 BB: 1 P: 8	R: 0 E: 0 K: 1 S: 5	H: 0 LOB: 1 BB: 1 P: 9	R: 0 E: 0 K: 0 S: 3	H: 1 LOB: 0 BB: 0 P: 3	R: 0 E: 0 K: 0 S: 3	H: 0 LOB: 1 BB: 1 P: 7	R: 1 E: 1 K: 0 S: 5	H: 2 LOB: 1 BB: 0 P: 5	R: 0 E: 0 K: 1 S: 7	H: 2 LOB: 2 BB: 0 P: 7	R: 0 E: 0 K: 0 S: 3	H: 0 LOB: 0 BB: 0 P: 3	R: 0 E: 0 K: 0 S: 5	H: 2 LOB: 2 BB: 0 P: 5	1B: 8 2B: 1 3B: 0 HR: 1	SF: 0 SAC: 1 DP: 0 HBP: 0	WP: 0 PB: 0 SB: 1 CS: 1	PA: 39
PITCHER Rick Rhoden, R (1, 1) ERA: 6.07	IP: 9.0 WLS: W BF: 39 H: 10 R: 3 ER: 3 SO: 2 BB: 3 IBB: 0 HBP: 0 BLK: 0 WP: 0 HR: 1 S: 40 P: 52 ERA: 3.00 WHIP: 1.444															PITCHER				

Batter	1	2	3	4	5	6	7	8	9	AB	R	H	RBI	BB	SO	LOB	BOTTOM			
Omar Moreno, L (1, 8) OBP: 0.291, SLG: 0.313	4-3		4-3		1B 2B	K		2B		5	2	2	1	0	1	1	New York Mets @ Pittsburgh Pirates Three Rivers Stadium, Pittsburgh, PA Tue Jun 15 1982, 7:05 PM EDT Att: 6,100 - Unknown livebaseballscorecards.com			
Johnny Ray, S (1, 4) OBP: 0.351, SLG: 0.417	L4		FC5-4 1B		2B HR 1B	G6-3		E1 2B		5	2	2	0	0	0	2				
Bill Madlock, R (1, 5) OBP: 0.359, SLG: 0.449	6-3		FC5-4		HR 2B		1-3 2H 3H	2B		5	2	2	3	0	0	1				
Jim Smith, R (9, 5) OBP: 0.333, SLG: 0.346			1-2		HR 2B		1-3 2H 3H	2B		0	0	0	0	0	0	0				
Jason Thompson, L (1, 3) OBP: 0.445, SLG: 0.614			1B 2B		G6-3 BB	2B HR		2B WP BB		3	3	3	5	2	0	0				
Mike Easter, L (1, 7) OBP: 0.361, SLG: 0.384			K		G6-3	F7		F9		5	1	1	0	0	1	3				
Tony Peña, R (1, 2) OBP: 0.337, SLG: 0.434			1B		6-3	1B		1B 2B		5	0	3	2	0	0	1				
Lee Lacy, R (1, 9) OBP: 0.376, SLG: 0.406			1B		F9	1B		5-3		4	0	1	0	0	0	2				
Dale Berra, R (1, 6) OBP: 0.277, SLG: 0.327			G1-6-3		1B 1B	1B BB		4-3		3	2	1	0	1	0	3				
Rick Rhoden, R (1, 1) OBP: 0.324, SLG: 0.688			L6		1B 1B	1B 2B		P4		4	1	2	1	0	0	0				
Inning Stats	R: 0 E: 0 K: 0 S: 3	H: 0 LOB: 0 BB: 0 P: 3	R: 1 E: 0 K: 1 S: 7	H: 3 LOB: 1 BB: 0 P: 7	R: 0 E: 0 K: 0 S: 4	H: 1 LOB: 0 BB: 0 P: 4	R: 0 E: 0 K: 0 S: 2	H: 0 LOB: 0 BB: 1 P: 6	R: 6 E: 0 K: 0 S: 9	H: 6 LOB: 1 BB: 1 P: 13	R: 1 E: 0 K: 1 S: 6	H: 2 LOB: 0 BB: 0 P: 6	R: 2 E: 0 K: 0 S: 5	H: 2 LOB: 1 BB: 1 P: 9	R: 3 E: 1 K: 0 S: 7	H: 3 LOB: 1 BB: 0 P: 7	1B: 10 2B: 6 3B: 0 HR: 1	SF: 0 SAC: 0 DP: 3 HBP: 0	WP: 1 PB: 0 SB: 1 CS: 0	PA: 42
PITCHER Charlie Puleo, R (1, 1) ERA: 4.36	IP: 4.1 WLS: L BF: 21 H: 8 R: 6 ER: 6 SO: 1 BB: 2 IBB: 0 HBP: 0 BLK: 0 WP: 0 HR: 0 S: 21 P: 29 ERA: 12.46 WHIP: 2.308															PITCHER				
Pat Zachry, R (5, 1) ERA: 4.73	1.2 8 4 2 2 1 0 0 0 0 0 1 10 10 10.80 2.400																			
Tom Hausman, R (7, 1) ERA: 3.5	2.0 13 5 5 4 0 1 0 0 0 1 0 12 16 18.00 3.000																			

Batter	1	2	3	4	5	6	7	8	9	AB	R	H	RBI	BB	SO	LOB	TOP					
Mookie Wilson, S OBP: 0.326, SLG: 0.371 (1, 8)										5	0	2	0	0	0	5	New York Mets @ St. Louis Cardinals Busch Stadium, St. Louis, MO Fri Jun 18 1982, 7:05 PM CDT Unknown					
John Stearns, R OBP: 0.368, SLG: 0.438 (1, 5) (9, 2)										3	1	0	0	2	0	2						
Rusty Staub, L OBP: 0.288, SLG: 0.353 Jesse Orosco, R (7, 1)										4	0	2	0	0	0	2						
Ellis Valentine, R OBP: 0.263, SLG: 0.373 Rusty Tillman, R OBP: 1.000, SLG: 1.000 (9, PH) (9, PR) (9, 9)										4	0	2	0	0	0	0						
George Foster, R OBP: 0.333, SLG: 0.373 (1, 7)										5	1	1	1	0	0	4						
Mike Jorgensen, L OBP: 0.375, SLG: 0.457 (1, 9) (7, 3)										4	0	1	0	1	0	0						
Ron Hodges, L OBP: 0.389, SLG: 0.629 Dave Kingman, R OBP: 0.286, SLG: 0.463 Mike Scott, R OBP: 0.143, SLG: 0.185 (1, 2) (9, PH) (9, 1)										3	0	1	0	1	0	1						
Wally Backman, S OBP: 0.366, SLG: 0.362 (1, 4)										4	0	2	2	1	1	1						
Ron Gardenhire, R OBP: 0.266, SLG: 0.256 Bob Ballor, R OBP: 0.336, SLG: 0.363 (1, 6) (9, PH) (9, 6)										3	0	0	0	0	1	5						
Craig Swan, R OBP: 0.231, SLG: 0.091 Joel Youngblood, R OBP: 0.286, SLG: 0.373 (1, 1) (7, PH) (9, 5)										1	0	0	0	1	0	2						
Inning Stats	R: 0 E: 0 K: 0 S: 4	H: 1 LOB: 1 BB: 0 P: 4	R: 0 E: 0 K: 0 S: 5	H: 2 LOB: 2 BB: 0 P: 5	R: 0 E: 0 K: 0 S: 4	H: 1 LOB: 1 BB: 0 P: 4	R: 0 E: 0 K: 1 S: 5	H: 0 LOB: 3 BB: 3 P: 17	R: 0 E: 0 K: 0 S: 2	H: 1 LOB: 1 BB: 0 P: 6	R: 0 E: 0 K: 0 S: 6	H: 2 LOB: 2 BB: 0 P: 5	R: 0 E: 0 K: 0 S: 3	H: 0 LOB: 0 BB: 0 P: 3	R: 5 E: 0 K: 0 S: 8	H: 5 LOB: 2 BB: 2 P: 16		1B: 11 2B: 1 3B: 0 HR: 0	SF: 0 SAC: 0 DP: 1 HBP: 0	WP: 0 PB: 0 SB: 1 CS: 0	PA: 44	
PITCHER	IP WLS BF H R ER SO BB IBB HBP BLK WP HR S P ERA WHIP	IP WLS BF H R ER SO BB IBB HBP BLK WP HR S P ERA WHIP	IP WLS BF H R ER SO BB IBB HBP BLK WP HR S P ERA WHIP	IP WLS BF H R ER SO BB IBB HBP BLK WP HR S P ERA WHIP	IP WLS BF H R ER SO BB IBB HBP BLK WP HR S P ERA WHIP	IP WLS BF H R ER SO BB IBB HBP BLK WP HR S P ERA WHIP	IP WLS BF H R ER SO BB IBB HBP BLK WP HR S P ERA WHIP	IP WLS BF H R ER SO BB IBB HBP BLK WP HR S P ERA WHIP	IP WLS BF H R ER SO BB IBB HBP BLK WP HR S P ERA WHIP	IP WLS BF H R ER SO BB IBB HBP BLK WP HR S P ERA WHIP	IP WLS BF H R ER SO BB IBB HBP BLK WP HR S P ERA WHIP	IP WLS BF H R ER SO BB IBB HBP BLK WP HR S P ERA WHIP	IP WLS BF H R ER SO BB IBB HBP BLK WP HR S P ERA WHIP	IP WLS BF H R ER SO BB IBB HBP BLK WP HR S P ERA WHIP	IP WLS BF H R ER SO BB IBB HBP BLK WP HR S P ERA WHIP	IP WLS BF H R ER SO BB IBB HBP BLK WP HR S P ERA WHIP		IP WLS BF H R ER SO BB IBB HBP BLK WP HR S P ERA WHIP	IP WLS BF H R ER SO BB IBB HBP BLK WP HR S P ERA WHIP	IP WLS BF H R ER SO BB IBB HBP BLK WP HR S P ERA WHIP	IP WLS BF H R ER SO BB IBB HBP BLK WP HR S P ERA WHIP	IP WLS BF H R ER SO BB IBB HBP BLK WP HR S P ERA WHIP

AB 38
R 5
H 12
RBI 5
BB 6
SO 2
LOB 27



Batter	1	2	3	4	5	6	7	8	9	AB	R	H	RBI	BB	SO	LOB	BOTTOM						
Lonnie Smith, R OBP: 0.372, SLG: 0.453 (1, 8) (7, 7)										5	1	2	1	0	2	3	New York Mets @ St. Louis Cardinals Busch Stadium, St. Louis, MO Fri Jun 18 1982, 7:05 PM CDT Unknown						
Ozzie Smith, S OBP: 0.332, SLG: 0.370 (1, 6)										4	0	1	1	0	1	3							
Keith Hernandez, L OBP: 0.386, SLG: 0.354 (1, 3)										4	0	0	0	0	0	1							
George Hendrick, R OBP: 0.303, SLG: 0.459 (1, 9)										4	1	2	0	0	0	1							
Dane Iorg, L OBP: 0.394, SLG: 0.377 Willie McGee, S OBP: 0.337, SLG: 0.389 (1, 7) (6, PR) (7, 8)										3	0	0	0	0	0	2							
Ken Oberkfell, L OBP: 0.328, SLG: 0.331 (1, 5)										4	1	1	0	0	0	1							
Mike Ramsey, S OBP: 0.386, SLG: 0.414 (1, 4) (9, 1)										3	0	1	1	0	0	0							
Glenn Brummer, R OBP: 0.240, SLG: 0.320 Orlando Sanchez, L OBP: 0.268, SLG: 0.222 (1, 2) (9, PH) (9, PH)										3	0	0	0	0	0	2							
Steve Mura, R OBP: 0.129, SLG: 0.083 Doug Bair, R OBP: 0.143, SLG: 0.095 Gene Tenace, R OBP: 0.143, SLG: 0.095 Bruce Sutter, R OBP: 0.143, SLG: 0.095 Jim Kaat, L OBP: 0.143, SLG: 0.095 Jeff Keener, L OBP: 0.143, SLG: 0.095 Darrell Porter, L OBP: 0.143, SLG: 0.095 Tito Landrum, R OBP: 0.143, SLG: 0.095 (1, 1) (7, 1) (9, PH) (9, PH) (9, PH) (9, PH) (9, PH)										2	0	1	0	0	0	0							
Inning Stats	R: 0 E: 0 K: 0 S: 3	H: 0 LOB: 0 BB: 0 P: 3	R: 1 E: 1 K: 0 S: 5	H: 2 LOB: 1 BB: 0 P: 5	R: 1 E: 0 K: 0 S: 5	H: 2 LOB: 1 BB: 0 P: 5	R: 0 E: 0 K: 0 S: 3	H: 0 LOB: 0 BB: 0 P: 3	R: 0 E: 0 K: 1 S: 6	H: 1 LOB: 1 BB: 0 P: 6	R: 0 E: 0 K: 0 S: 3	H: 1 LOB: 1 BB: 0 P: 3	R: 1 E: 0 K: 1 S: 7	H: 2 LOB: 2 BB: 1 P: 11	R: 0 E: 0 K: 1 S: 5	H: 0 LOB: 0 BB: 0 P: 5		R: 0 E: 0 K: 1 S: 6	H: 1 LOB: 2 BB: 1 P: 10	1B: 7 2B: 2 3B: 0 HR: 0	SF: 0 SAC: 1 DP: 0 HBP: 0	WP: 0 PB: 0 SB: 1 CS: 1	PA: 38
PITCHER	IP WLS BF H R ER SO BB IBB HBP BLK WP HR S P ERA WHIP	IP WLS BF H R ER SO BB IBB HBP BLK WP HR S P ERA WHIP	IP WLS BF H R ER SO BB IBB HBP BLK WP HR S P ERA WHIP	IP WLS BF H R ER SO BB IBB HBP BLK WP HR S P ERA WHIP	IP WLS BF H R ER SO BB IBB HBP BLK WP HR S P ERA WHIP	IP WLS BF H R ER SO BB IBB HBP BLK WP HR S P ERA WHIP	IP WLS BF H R ER SO BB IBB HBP BLK WP HR S P ERA WHIP	IP WLS BF H R ER SO BB IBB HBP BLK WP HR S P ERA WHIP	IP WLS BF H R ER SO BB IBB HBP BLK WP HR S P ERA WHIP	IP WLS BF H R ER SO BB IBB HBP BLK WP HR S P ERA WHIP	IP WLS BF H R ER SO BB IBB HBP BLK WP HR S P ERA WHIP	IP WLS BF H R ER SO BB IBB HBP BLK WP HR S P ERA WHIP	IP WLS BF H R ER SO BB IBB HBP BLK WP HR S P ERA WHIP	IP WLS BF H R ER SO BB IBB HBP BLK WP HR S P ERA WHIP	IP WLS BF H R ER SO BB IBB HBP BLK WP HR S P ERA WHIP	IP WLS BF H R ER SO BB IBB HBP BLK WP HR S P ERA WHIP		IP WLS BF H R ER SO BB IBB HBP BLK WP HR S P ERA WHIP	IP WLS BF H R ER SO BB IBB HBP BLK WP HR S P ERA WHIP	IP WLS BF H R ER SO BB IBB HBP BLK WP HR S P ERA WHIP	IP WLS BF H R ER SO BB IBB HBP BLK WP HR S P ERA WHIP		

AB 34
R 3
H 9
RBI 3
BB 2
SO 4
LOB 13



Batter	1	2	3	4	5	6	7	8	9	AB	R	H	RBI	BB	SO	LOB	TOP								
Mookie Wilson, S OBP: 0.322, SLG: 0.366 (1, 8)										5	2	1	0	0	1	3	New York Mets @ St. Louis Cardinals Busch Stadium, St. Louis, MO Sat Jun 19 1982, 7:05 PM CDT Att: 33,354 - Unknown								
Bob Bailor, R OBP: 0.321, SLG: 0.346 (1, 6)										4	0	1	0	0	0	1									
Rusty Staub, L OBP: 0.295, SLG: 0.353 (8, PH)										0	0	0	1	0	0	0									
Mike Scott, R OBP: 0.143, SLG: 0.185 (8, 1)										0	0	0	0	0	0	0									
George Foster, R OBP: 0.348, SLG: 0.495 (1, 7)										0	0	0	0	0	0	0									
Joel Youngblood, R OBP: 0.275, SLG: 0.359 (8, 7)										5	2	5	1	0	0	0									
Dave Kingman, R OBP: 0.292, SLG: 0.483 (1, 3)										0	0	0	0	0	0	0									
Mike Jorgensen, L OBP: 0.375, SLG: 0.457 (8, 3)										3	2	2	4	1	0	2									
Ellis Valentine, R OBP: 0.252, SLG: 0.356 (1, 9)										0	0	0	0	0	0	0									
John Stearns, R OBP: 0.365, SLG: 0.438 (1, 5)										4	0	0	1	0	0	5									
Ron Hodges, L OBP: 0.391, SLG: 0.585 (1, 2)										4	0	2	0	1	0	3									
Wally Backman, S OBP: 0.358, SLG: 0.352 (1, 4)										4	0	1	0	0	1	2									
Pete Falcone, L OBP: 0.189, SLG: 0.200 (1, 1)										4	2	0	0	0	0	2									
Pat Zachry, R OBP: 0.276, SLG: 0.303 (3, PH)										1	0	1	1	0	0	0									
Gary Rajach, L OBP: 0.292, SLG: 0.303 (8, PH)										0	0	0	0	0	0	0									
Tom Hausman, R OBP: 0.272, SLG: 0.303 (8, 1)										1	0	1	1	0	0	0									
Ron Gardenhire, R OBP: 0.172, SLG: 0.203 (8, 9)										1	0	0	0	0	0	1									
Inning Stats	R: 1 E: 0 K: 1 S: 7	H: 1 LOB: 1 BB: 0 P: 7	R: 1 E: 0 K: 0 S: 5	H: 2 LOB: 1 BB: 0 P: 5	R: 0 E: 1 K: 0 S: 4	H: 1 LOB: 2 BB: 1 P: 8	R: 0 E: 0 K: 0 S: 3	H: 0 LOB: 0 BB: 0 P: 3	R: 0 E: 0 K: 0 S: 5	H: 2 LOB: 2 BB: 0 P: 5	R: 0 E: 0 K: 0 S: 4	H: 1 LOB: 1 BB: 0 P: 8	R: 2 E: 0 K: 1 S: 8	H: 3 LOB: 1 BB: 0 P: 8	R: 4 E: 1 K: 0 S: 7	H: 3 LOB: 0 BB: 0 P: 7	R: 0 E: 0 K: 0 S: 3	H: 0 LOB: 1 BB: 1 P: 7	1B: 6 2B: 4 3B: 1 HR: 2	SF: 3 SAC: 3 DP: 1 HBP: 0	WP: 2 PB: 0 SB: 0 CS: 0	PA: 45			
PITCHER	IP	WLS	BF	H	R	ER	SO	BB	IBB	HBP	BLK	WP	HR	S	P	ERA	WHIP								
Bob Forsch, R ERA: 3.71 (1, 1)	6.2		33	10	4	4	1	2	0	0	0	2	1	33	41	5.40	1.800								
Jeff Keener, R ERA: 1.23 (7, 1)	1.1	L	8	3	4	0	1	0	0	0	0	0	1	10	10	0.00	2.250								
Mark Littell, R ERA: 4.58 (9, 1)	1.0		4	0	0	0	0	1	0	0	0	0	0	3	7	0.00	1.000								

Batter	1	2	3	4	5	6	7	8	9	AB	R	H	RBI	BB	SO	LOB	BOTTOM								
Ozzie Smith, S OBP: 0.335, SLG: 0.366 (1, 6)										4	1	1	0	1	0	2	New York Mets @ St. Louis Cardinals Busch Stadium, St. Louis, MO Sat Jun 19 1982, 7:05 PM CDT Att: 33,354 - Unknown								
Willie McGee, S OBP: 0.346, SLG: 0.436 (1, 8)										5	2	2	0	0	0	1									
Lonnie Smith, R OBP: 0.375, SLG: 0.450 (1, 7)										4	1	1	0	1	1	2									
George Hendrick, R OBP: 0.296, SLG: 0.453 (1, 9)										3	0	1	2	0	1	2									
Gene Tenace, R OBP: 0.568, SLG: 0.906 (1, 3)										1	0	0	0	0	1	1									
Dane Iorg, L OBP: 0.404, SLG: 0.390 (3, PH)										3	0	2	2	0	0	1									
Keith Hernandez, L OBP: 0.381, SLG: 0.348 (7, PR)										0	0	0	0	0	0	0									
Mike Ramsey, S OBP: 0.370, SLG: 0.390 (1, 4)										3	1	0	0	1	0	2									
Julio Gonzalez, R OBP: 0.276, SLG: 0.357 (1, 5)										3	0	1	0	0	0	1									
Ken Oberkfell, L OBP: 0.332, SLG: 0.331 (8, PH)										1	0	0	0	0	1	0									
Glenn Brummer, R OBP: 0.245, SLG: 0.321 (1, 2)										3	0	1	1	0	0	1									
Bob Forsch, R OBP: 0.282, SLG: 0.316 (3, 1)										1	0	1	0	0	0	0									
Jeff Keener, L OBP: 0.338, SLG: 0.449 (7, 1)										0	0	0	0	0	0	0									
Darrell Porter, L OBP: 0.338, SLG: 0.449 (8, PH)										1	0	0	0	0	0	1									
Mark Littell, L ERA: 4.54 (9, 1)										0	0	0	0	0	0	0									
Inning Stats	R: 1 E: 0 K: 1 S: 5	H: 0 LOB: 1 BB: 2 P: 13	R: 1 E: 0 K: 0 S: 4	H: 2 LOB: 2 BB: 1 P: 8	R: 1 E: 0 K: 1 S: 7	H: 2 LOB: 1 BB: 0 P: 7	R: 0 E: 0 K: 0 S: 4	H: 1 LOB: 1 BB: 0 P: 4	R: 1 E: 0 K: 0 S: 7	H: 2 LOB: 1 BB: 0 P: 7	R: 0 E: 0 K: 0 S: 4	H: 1 LOB: 1 BB: 0 P: 4	R: 1 E: 0 K: 0 S: 4	H: 2 LOB: 1 BB: 0 P: 4	R: 0 E: 0 K: 1 S: 6	H: 1 LOB: 0 BB: 0 P: 6	R: 0 E: 0 K: 0 S: 3	H: 0 LOB: 0 BB: 0 P: 3	1B: 9 2B: 1 3B: 1 HR: 0	SF: 1 SAC: 2 DP: 0 HBP: 0	WP: 0 PB: 0 SB: 0 CS: 1	PA: 40			
PITCHER	IP	WLS	BF	H	R	ER	SO	BB	IBB	HBP	BLK	WP	HR	S	P	ERA	WHIP								
Pete Falcone, L ERA: 3.32 (1, 1)	2.1		13	4	3	3	2	3	0	0	0	0	0	13	13	3.38	1.125								
Pat Zachry, R ERA: 4.07 (3, 1)	2.2		11	3	1	1	1	0	0	0	0	0	0	13	13	3.38	1.125								
Tom Hausman, R ERA: 3.15 (6, 1)	2.0	W	8	3	1	0	0	0	0	0	0	0	0	8	8	0.00	1.500								
Mike Scott, R ERA: 4.54 (8, 1)	2.0	S	7	1	0	0	1	0	0	0	0	0	0	9	9	0.00	0.500								

Batter	1	2	3	4	5	6	7	8	9	AB	R	H	RBI	BB	SO	LOB	TOP				
Tim Raines, S (1, 7) OBP: 0.356, SLG: 0.396	6-3			2B BB	F7		F7		BB	3	1	0	0	2	0	0	Montreal Expos @ New York Mets Shea Stadium, Flushing, NY Mon Jun 21 1982, 7:05 PM EDT Att: 20,474 - Unknown				
Mike Gates, L (1, 4) OBP: 0.300, SLG: 0.474	6-3			K			4-3		BB	5	0	1	0	0	1	2					
Jerry White, S (1, 8) OBP: 0.283, SLG: 0.411	CS BB			2B 2B	K				F8	3	1	1	1	1	1	1					
Al Oliver, L (1, 3) OBP: 0.398, SLG: 0.509	CS			HR	F8				4-3	4	1	1	1	0	1	1					
Gary Carter, R (1, 2) OBP: 0.363, SLG: 0.538				HR			F8		HR	4	2	2	3	0	0	0					
Tim Lincecum, R (1, 5) OBP: 0.340, SLG: 0.455				HBP			4-3		E5	3	0	0	0	0	0	0					
Warren Cromartie, L (1, 9) OBP: 0.337, SLG: 0.362				BB	FC6-4 BB				F7	2	0	0	0	2	0	1					
Chris Speier, R (1, 6) OBP: 0.280, SLG: 0.340				K	K		F7		5-3	4	0	0	0	0	2	3					
Charlie Lea, R (1, 1) OBP: 0.250, SLG: 0.172					FC6-4				6-3	2	0	0	0	0	0	2					
John Milner, L (7, PH) OBP: 0.091, SLG: 0.050									6-3	1	0	0	0	0	0	0					
Ray Burris, R (7, 1) OBP: 0.375, SLG: 0.357									6-3	1	0	0	0	0	0	0					
Inning Stats	R: 0 E: 0 K: 0 S: 2	H: 0 LOB: 0 BB: 1 P: 6	R: 0 E: 0 K: 1 S: 5	H: 0 LOB: 0 BB: 0 P: 5	R: 0 E: 0 K: 1 S: 5	H: 0 LOB: 0 BB: 0 P: 5	R: 4 E: 0 K: 2 S: 10	H: 3 LOB: 2 BB: 2 P: 19	R: 0 E: 0 K: 1 S: 6	H: 1 LOB: 1 BB: 0 P: 6	R: 0 E: 0 K: 0 S: 3	H: 0 LOB: 0 BB: 0 P: 3	R: 0 E: 0 K: 0 S: 5	H: 1 LOB: 1 BB: 0 P: 5	R: 0 E: 0 K: 0 S: 3	H: 0 LOB: 1 BB: 1 P: 7	1B: 1 2B: 2 3B: 0 HR: 2	SF: 0 SAC: 0 DP: 0 HBP: 1	WP: 0 PB: 0 SB: 1 CS: 1	PA: 39	
PITCHER	IP WLS BF H R ER SO BB IBB HBP BLK WP HR S P ERA WHIP	IP WLS BF H R ER SO BB IBB HBP BLK WP HR S P ERA WHIP	IP WLS BF H R ER SO BB IBB HBP BLK WP HR S P ERA WHIP	IP WLS BF H R ER SO BB IBB HBP BLK WP HR S P ERA WHIP	IP WLS BF H R ER SO BB IBB HBP BLK WP HR S P ERA WHIP	IP WLS BF H R ER SO BB IBB HBP BLK WP HR S P ERA WHIP	IP WLS BF H R ER SO BB IBB HBP BLK WP HR S P ERA WHIP	IP WLS BF H R ER SO BB IBB HBP BLK WP HR S P ERA WHIP	IP WLS BF H R ER SO BB IBB HBP BLK WP HR S P ERA WHIP	IP WLS BF H R ER SO BB IBB HBP BLK WP HR S P ERA WHIP	IP WLS BF H R ER SO BB IBB HBP BLK WP HR S P ERA WHIP	IP WLS BF H R ER SO BB IBB HBP BLK WP HR S P ERA WHIP	IP WLS BF H R ER SO BB IBB HBP BLK WP HR S P ERA WHIP	IP WLS BF H R ER SO BB IBB HBP BLK WP HR S P ERA WHIP	IP WLS BF H R ER SO BB IBB HBP BLK WP HR S P ERA WHIP	IP WLS BF H R ER SO BB IBB HBP BLK WP HR S P ERA WHIP	IP WLS BF H R ER SO BB IBB HBP BLK WP HR S P ERA WHIP	IP WLS BF H R ER SO BB IBB HBP BLK WP HR S P ERA WHIP	IP WLS BF H R ER SO BB IBB HBP BLK WP HR S P ERA WHIP	IP WLS BF H R ER SO BB IBB HBP BLK WP HR S P ERA WHIP	IP WLS BF H R ER SO BB IBB HBP BLK WP HR S P ERA WHIP

AB 32
R 5
H 5
RBI 5
BB 5
SO 5
LOB 10



Batter	1	2	3	4	5	6	7	8	9	AB	R	H	RBI	BB	SO	LOB	BOTTOM					
Mookie Wilson, S (1, 8) OBP: 0.319, SLG: 0.361	K				K		F9			4	0	0	0	0	2	0	Montreal Expos @ New York Mets Shea Stadium, Flushing, NY Mon Jun 21 1982, 7:05 PM EDT Att: 20,474 - Unknown					
Bob Bailor, R (1, 6) OBP: 0.325, SLG: 0.352	K			E S 1B		FC6-4 BB 1B			5-3	4	1	2	0	0	1	0						
George Foster, R (1, 7) OBP: 0.346, SLG: 0.403	F8			L1		K			2-3	4	0	0	0	0	1	2						
Dave Kingman, R (1, 3) OBP: 0.303, SLG: 0.481				FC6-4 1B		FC6-4 BB			1B	2	0	2	0	2	0	0						
Ellis Valentine, R (1, 9) OBP: 0.242, SLG: 0.362	K			F9		FC6-4 1B			F9	4	0	0	0	0	1	5						
John Stearns, R (1, 5) OBP: 0.364, SLG: 0.447				FC6-4 S		FC5-4			F6	4	0	1	1	0	0	2						
Ron Hodges, L (1, 2) OBP: 0.375, SLG: 0.532				BB		F7			6-3	3	0	0	0	1	0	3						
Wally Backman, S (1, 4) OBP: 0.347, SLG: 0.340				6-3					F8	4	0	0	0	0	0	2						
Pete Falcone, L (1, 1) OBP: 0.154, SLG: 0.192										1	0	0	0	0	1	0						
Pat Zachry, R (4, 1)				K						1	0	0	0	0	0	0						
Mike Jorgensen, L (7, PH) OBP: 0.381, SLG: 0.444										1	0	0	0	0	1	0						
Tom Hausman, R (8, 1)										0	0	0	0	0	0	0						
Inning Stats	R: 0 E: 0 K: 2 S: 7	H: 0 LOB: 0 BB: 0 P: 7	R: 0 E: 0 K: 1 S: 6	H: 1 LOB: 2 BB: 1 P: 10	R: 0 E: 0 K: 1 S: 6	H: 1 LOB: 1 BB: 0 P: 6	R: 0 E: 0 K: 0 S: 3	H: 0 LOB: 1 BB: 1 P: 7	R: 0 E: 0 K: 1 S: 5	H: 0 LOB: 0 BB: 0 P: 5	R: 1 E: 0 K: 1 S: 7	H: 2 LOB: 2 BB: 1 P: 11	R: 0 E: 0 K: 1 S: 5	H: 0 LOB: 0 BB: 0 P: 5	R: 0 E: 0 K: 0 S: 4	H: 1 LOB: 1 BB: 0 P: 4	R: 0 E: 0 K: 0 S: 3	H: 0 LOB: 0 BB: 0 P: 3	1B: 5 2B: 0 3B: 0 HR: 0	SF: 0 SAC: 0 DP: 0 HBP: 0	WP: 0 PB: 0 SB: 2 CS: 0	PA: 35
PITCHER	IP WLS BF H R ER SO BB IBB HBP BLK WP HR S P ERA WHIP	IP WLS BF H R ER SO BB IBB HBP BLK WP HR S P ERA WHIP	IP WLS BF H R ER SO BB IBB HBP BLK WP HR S P ERA WHIP	IP WLS BF H R ER SO BB IBB HBP BLK WP HR S P ERA WHIP	IP WLS BF H R ER SO BB IBB HBP BLK WP HR S P ERA WHIP	IP WLS BF H R ER SO BB IBB HBP BLK WP HR S P ERA WHIP	IP WLS BF H R ER SO BB IBB HBP BLK WP HR S P ERA WHIP	IP WLS BF H R ER SO BB IBB HBP BLK WP HR S P ERA WHIP	IP WLS BF H R ER SO BB IBB HBP BLK WP HR S P ERA WHIP	IP WLS BF H R ER SO BB IBB HBP BLK WP HR S P ERA WHIP	IP WLS BF H R ER SO BB IBB HBP BLK WP HR S P ERA WHIP	IP WLS BF H R ER SO BB IBB HBP BLK WP HR S P ERA WHIP	IP WLS BF H R ER SO BB IBB HBP BLK WP HR S P ERA WHIP	IP WLS BF H R ER SO BB IBB HBP BLK WP HR S P ERA WHIP	IP WLS BF H R ER SO BB IBB HBP BLK WP HR S P ERA WHIP	IP WLS BF H R ER SO BB IBB HBP BLK WP HR S P ERA WHIP	IP WLS BF H R ER SO BB IBB HBP BLK WP HR S P ERA WHIP	IP WLS BF H R ER SO BB IBB HBP BLK WP HR S P ERA WHIP	IP WLS BF H R ER SO BB IBB HBP BLK WP HR S P ERA WHIP	IP WLS BF H R ER SO BB IBB HBP BLK WP HR S P ERA WHIP	IP WLS BF H R ER SO BB IBB HBP BLK WP HR S P ERA WHIP	


AB 32
R 1
H 5
RBI 1
BB 3
SO 7
LOB 14



Batter	1	2	3	4	5	6	7	8	9	AB	R	H	RBI	BB	SO	LOB	TOP			
Jerry White, S OBP: 0.297, SLG: 0.407 Dan Norman, R OBP: 0.346, SLG: 0.417	4-0 BB BB BB BB	0-0 S		0-0 P6			0-0 L5		0-3 K	3	1	1	0	1	0	0				
Mike Gates, L OBP: 0.320, SLG: 0.435	4-0 BB BB 1B BB	0-0 F7			0-0 G3		0-0 E4 4-3		0-0 BLK 1B	4	1	1	0	1	0	1				
Andre Dawson, R OBP: 0.346, SLG: 0.496	4-0 BB 1B BB	0-0 F8			0-0 2B		0-0 4-3		0-3 K	4	1	1	0	1	1	3				
Al Oliver, L OBP: 0.399, SLG: 0.519	4-0 1B 1-2 2-3 3-H			0-0 HR		0-0 F8		0-3 K		3	1	1	2	1	1	2				
Gary Carter, R OBP: 0.361, SLG: 0.531	0-0 F2			0-0 F7		4-0 BB		0-0 P4		3	0	0	0	1	0	3				
Tim Wallach, R OBP: 0.335, SLG: 0.447	0-0 P6			0-0 5-3		0-0 F7		0-0 F8		4	0	0	0	0	0	5				
Warren Cromartie, L OBP: 0.340, SLG: 0.361	0-0 1B			0-0 4-3		0-0 P6		1-0 HBP		3	0	1	2	0	0	0				
Chris Speier, R OBP: 0.275, SLG: 0.333	0-3 K			0-3 K		0-0 6-3		0-0 5-3		4	0	0	0	0	2	3				
David Palmer, R Jeff Reardon, R OBP: 0.250, SLG: 0.500	0-0 F5			0-0 6-3		0-3 K		0-3 K		3	0	0	0	0	1	0				
Inning Stats	R: 3 E: 0 K: 1 S: 6	H: 1 LOB: 2 BB: 4 P: 22	R: 0 E: 0 K: 0 S: 4	H: 1 LOB: 1 BB: 0 P: 4	R: 1 E: 0 K: 0 S: 4	H: 1 LOB: 0 BB: 0 P: 4	R: 0 E: 0 K: 1 S: 5	H: 0 LOB: 0 BB: 0 P: 5	R: 0 E: 0 K: 0 S: 4	H: 1 LOB: 2 BB: 1 P: 8	R: 0 E: 1 K: 1 S: 6	H: 0 LOB: 1 BB: 0 P: 6	R: 0 E: 0 K: 0 S: 3	H: 0 LOB: 1 BB: 0 P: 4	R: 0 E: 0 K: 3 S: 10	H: 1 LOB: 1 BB: 0 P: 10	1B: 3 2B: 1 3B: 0 HR: 1	SF: 0 SAC: 0 DP: 0 HBP: 1	WP: 0 PB: 0 SB: 1 CS: 0	PA: 39
PITCHER	IP WLS BF H R ER SO BB IBB HBP BLK WP HR S P ERA WHIP																			
Randy Jones, L ERA: 4.58	(1, 1) 0.0 L 4 0 3 3 0 4 0 0 0 0 0 0 0 0 16 ∞ ∞																			
Ed Lynch, R ERA: 4.12	(1, 1) 4.0 15 3 1 1 2 0 0 0 0 0 0 1 19 19 2.25 0.750																			
Jesse Orosco, L ERA: 2.68	(5, 1) 4.0 16 1 0 0 2 1 0 0 1 0 0 0 0 18 23 0.00 0.500																			
Mike Scott, R ERA: 4.54	(9, 1) 1.0 4 1 0 0 3 0 0 0 0 1 0 0 0 10 10 0.00 1.000																			

Montreal Expos @ New York Mets
Shea Stadium, Flushing, NY
Tue Jun 22 1982, 7:05 PM EDT
Att: 16,850 - Unknown


AB 33
R 4
H 5
RBI 4
BB 5
SO 7
LOB 17

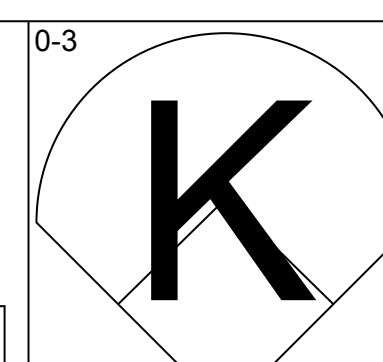
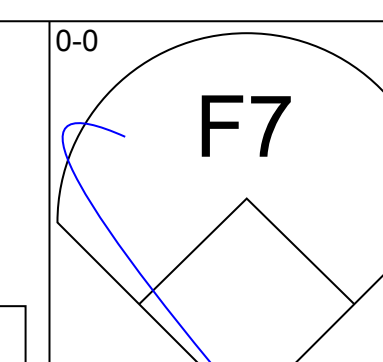
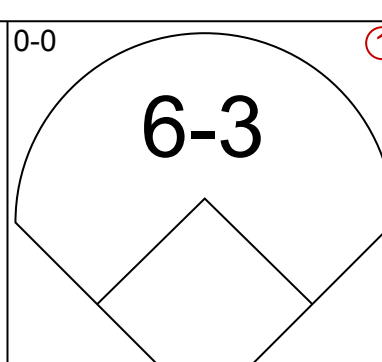
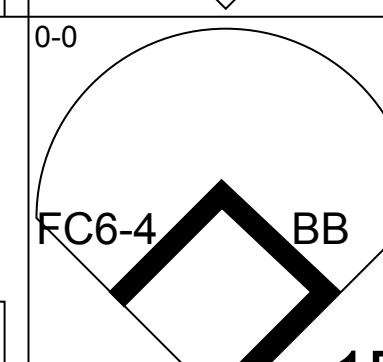
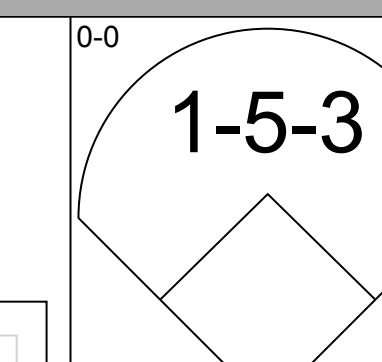
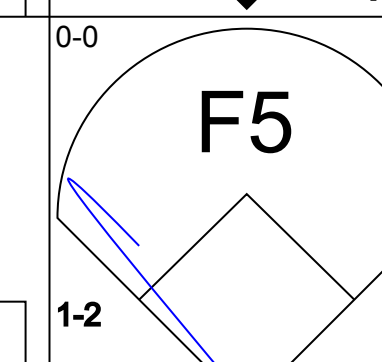
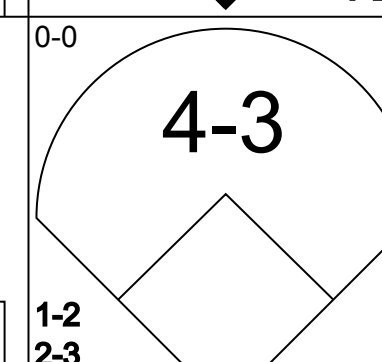
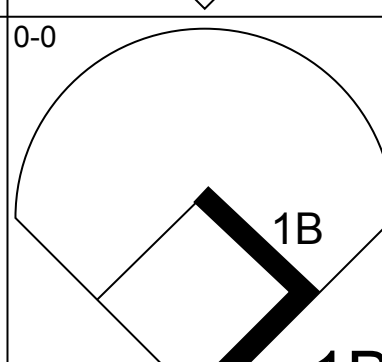
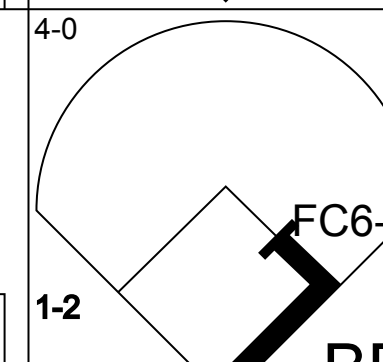
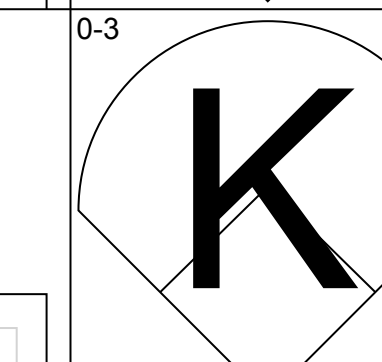
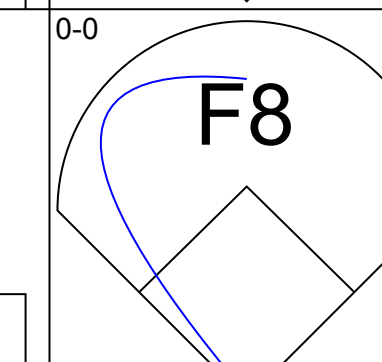
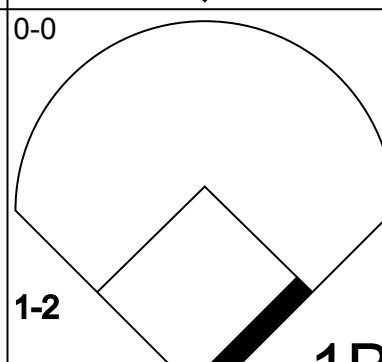
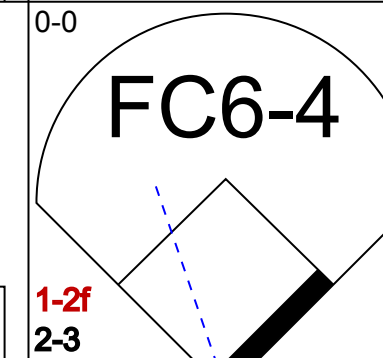
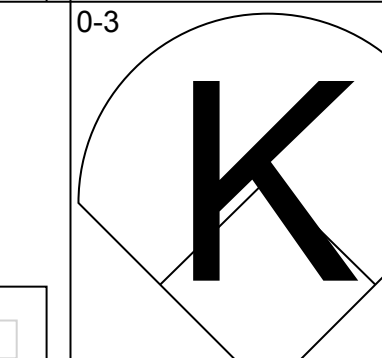
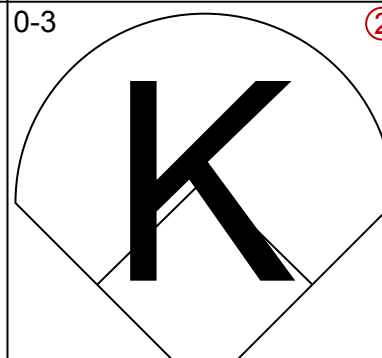
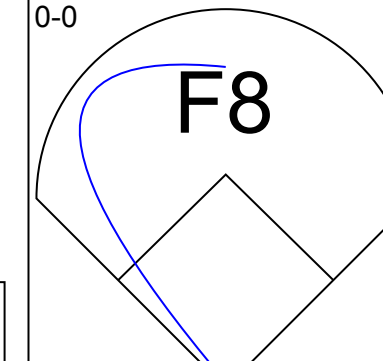
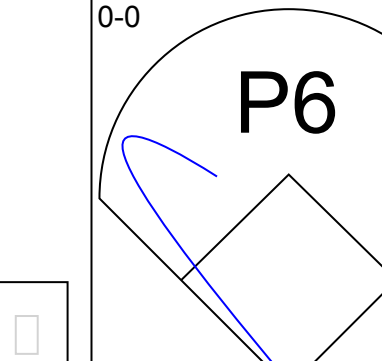
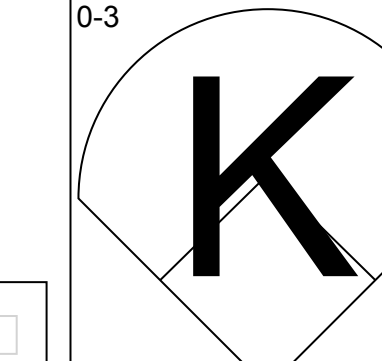
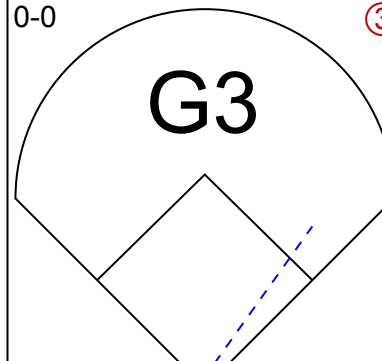
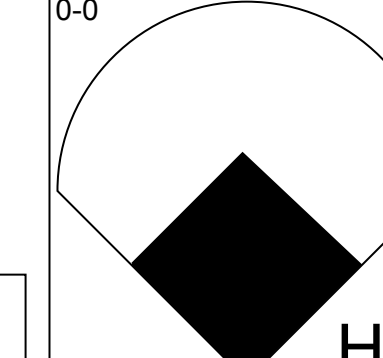
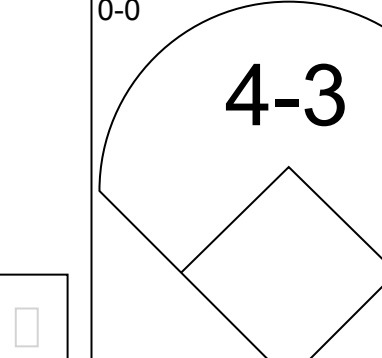
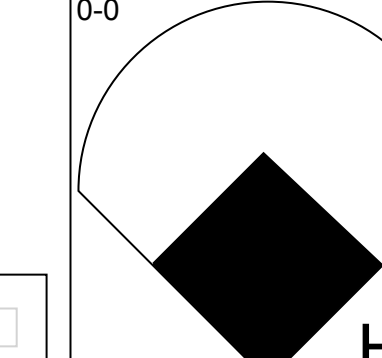
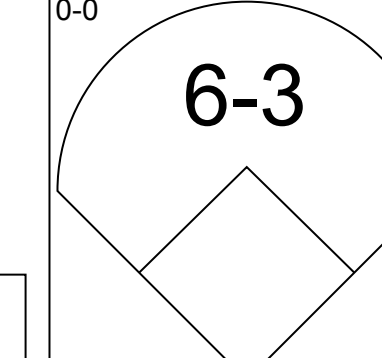
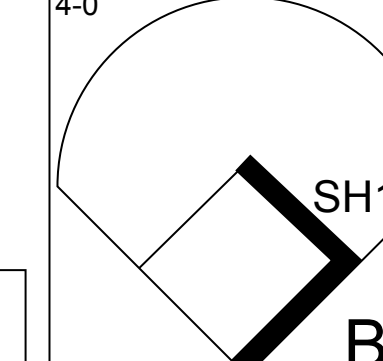
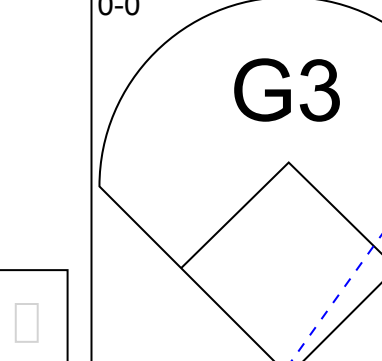
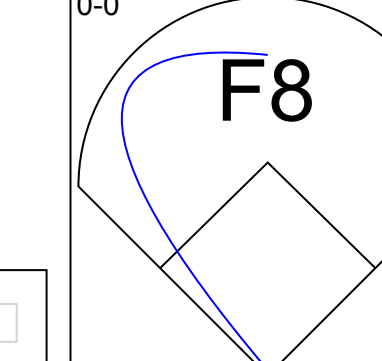
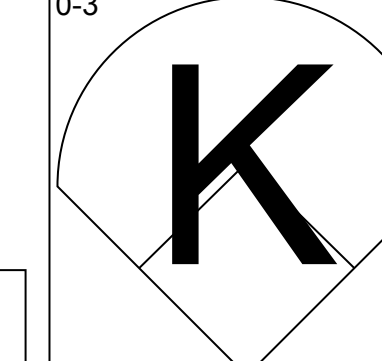
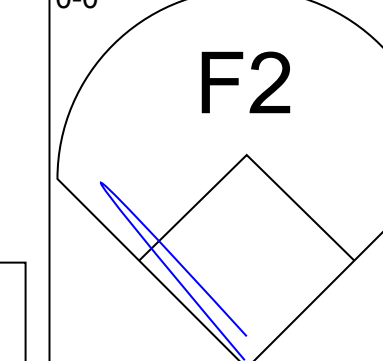
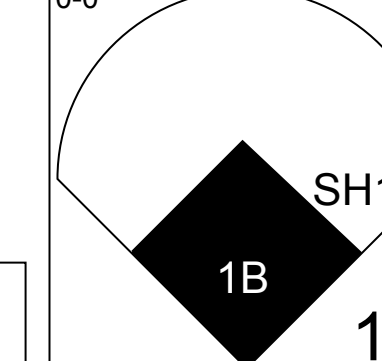
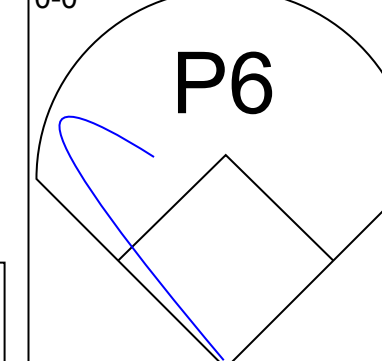

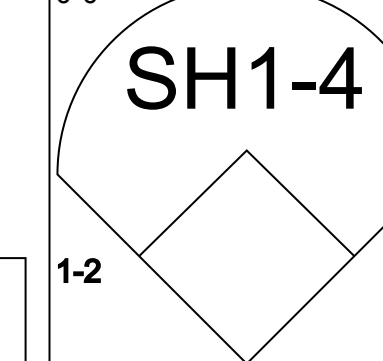
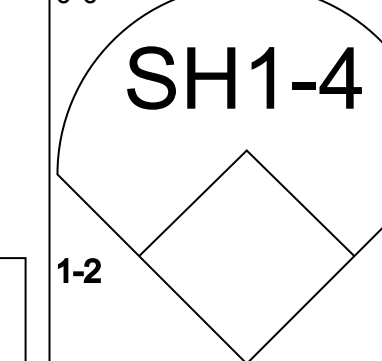
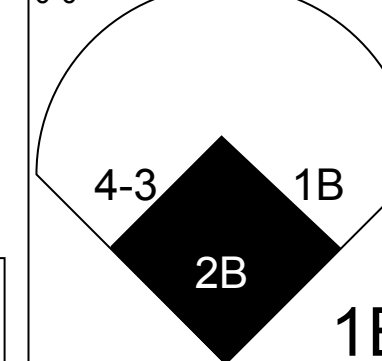
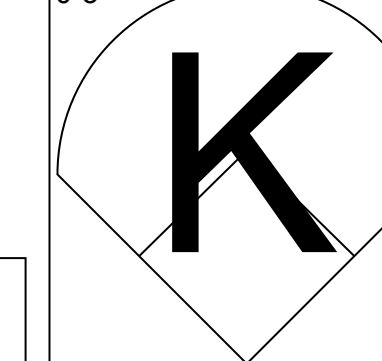


Batter	1	2	3	4	5	6	7	8	9	AB	R	H	RBI	BB	SO	LOB	BOTTOM					
Mookie Wilson, S OBP: 0.327, SLG: 0.368	4-0 1B SF8 BB		0-3 K	0-0 E 1-2 2-3 1B		4-0 S BB		0-0 2B		3	1	2	0	2	1	0						
Bob Bailor, R OBP: 0.325, SLG: 0.347	0-0 1-3 1B		0-0 4-3	0-0 E5 1-3 2-H 3-H 1B		0-0 4-3		0-3 K		5	0	1	0	0	1	3						
George Foster, R OBP: 0.347, SLG: 0.404	0-0 SF8 3-H		0-0 2B 1B	0-0 F8		0-0 1B 1B		0-3 K		4	0	2	1	0	1	2						
Dave Kingman, R OBP: 0.305, SLG: 0.484	0-0 F8		0-0 2B 1B		0-0 6-3 1B		0-3 K		0-0 5-3	5	0	2	0	0	1	2						
Ellis Valentine, R OBP: 0.234, SLG: 0.348	0-3 K		0-0 5-3		0-0 F3		0-0 P6		0-3 K	5	0	0	0	0	2	5						
John Stearns, R OBP: 0.366, SLG: 0.448		0-0 5-3 1B		0-0 F7	0-0 6-3		0-0 1B 1B			4	0	2	0	0	0	1						
Wally Backman, S OBP: 0.345, SLG: 0.338		0-3 K		0-0 1B 1B E 1B		0-0 F8		0-0 F8		4	1	1	0	0	1	4						
Ron Gardenhire, R OBP: 0.274, SLG: 0.265 Ron Hodges, L OBP: 0.365, SLG: 0.521		0-0 5-3		0-0 1B 1B E 1B		0-0 1-3		0-0 F7		3	1	1	0	0	0	1						
Randy Jones, R OBP: 0.269, SLG: 0.174 Ed Lynch, R OBP: 0.302, SLG: 0.346 Rusty Staub, L OBP: 0.329, SLG: 0.432 Jesse Orosco, R OBP: 0.329, SLG: 0.432 Mike Jorgensen, L OBP: 0.329, SLG: 0.432 Mike Scott, R OBP: 0.329, SLG: 0.432	(1, 1) (1, 1) (4, PH) (5, 1) (8, PH) (9, 1)	0-0 F9		0-0 F5		0-0 F9		0-0 P3		0	0	0	0	0	0	0						
Inning Stats	R: 1 E: 0 K: 1 S: 6	H: 1 LOB: 1 BB: 1 P: 10	R: 0 E: 0 K: 1 S: 6	H: 1 LOB: 0 BB: 0 P: 6	R: 0 E: 0 K: 1 S: 7	H: 2 LOB: 2 BB: 0 P: 7	R: 2 E: 1 K: 0 S: 7	H: 3 LOB: 2 BB: 0 P: 7	R: 0 E: 0 K: 0 S: 4	H: 1 LOB: 1 BB: 0 P: 4	R: 0 E: 0 K: 0 S: 3	H: 0 LOB: 1 BB: 1 P: 7	R: 0 E: 0 K: 1 S: 7	H: 2 LOB: 2 BB: 0 P: 7	R: 0 E: 0 K: 1 S: 6	H: 1 LOB: 1 BB: 0 P: 6	R: 0 E: 0 K: 2 S: 7	H: 0 LOB: 0 BB: 0 P: 7	1B: 9 2B: 2 3B: 0 HR: 0	SF: 1 SAC: 0 DP: 0 HBP: 0	WP: 0 PB: 0 SB: 1 CS: 0	PA: 41
PITCHER	IP WLS BF H R ER SO BB IBB HBP BLK WP HR S P ERA WHIP																					
David Palmer, R ERA: 4.19	(1, 1) 6.0 W 29 8 3 1 3 2 0 0 0 0 0 0 0 20 20 1.50 1.667																					
Jeff Reardon, R ERA: 1.6	(7, 1) 3.0 S 12 3 0 0 4 0 0 0 0 0 0 0 20 20 0.00 1.000																					

Montreal Expos @ New York Mets
Shea Stadium, Flushing, NY
Tue Jun 22 1982, 7:05 PM EDT
Att: 16,850 - Unknown

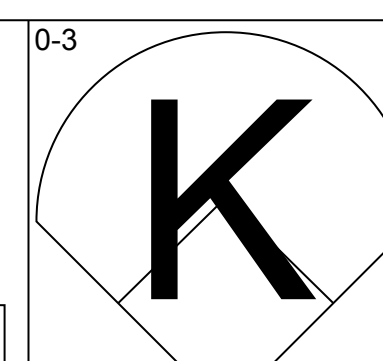
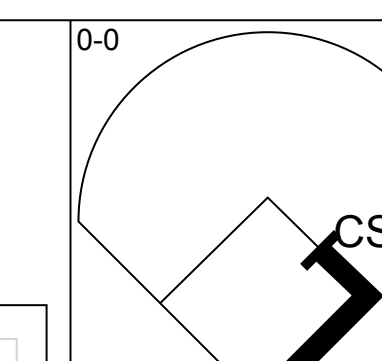
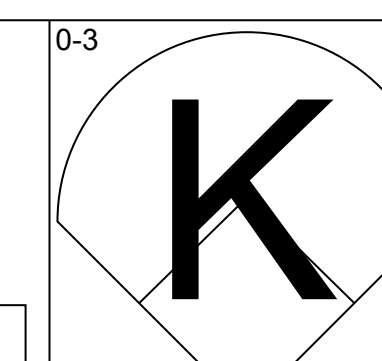
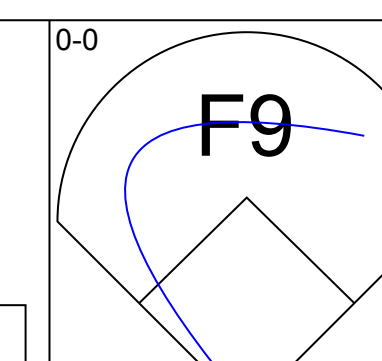

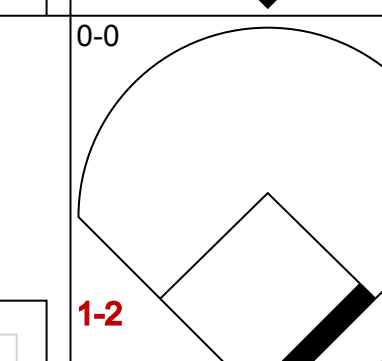
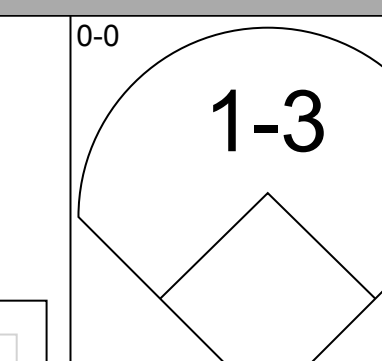
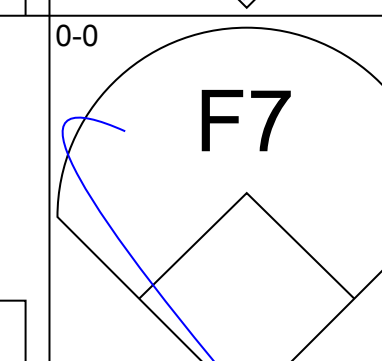
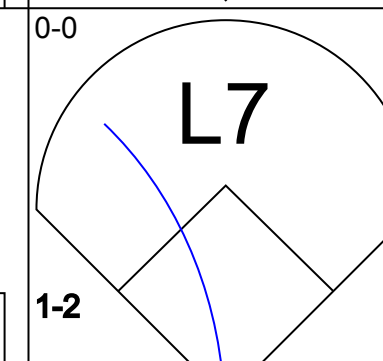
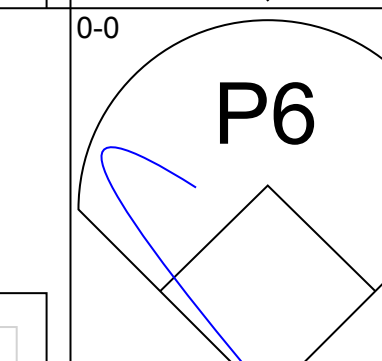
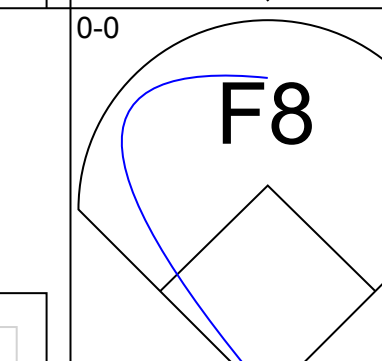
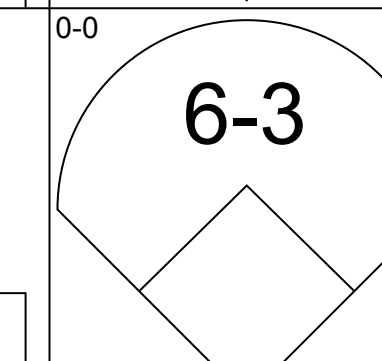
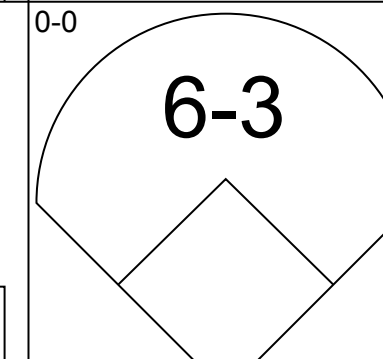
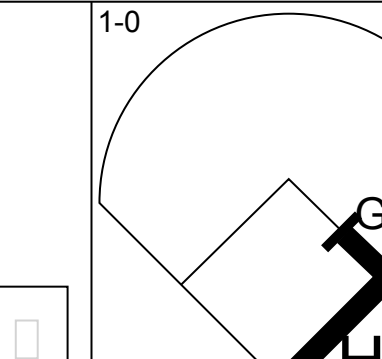
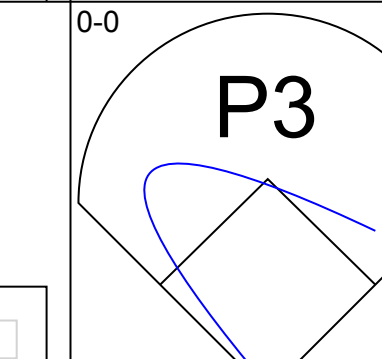
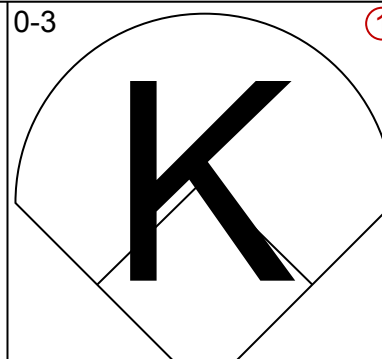
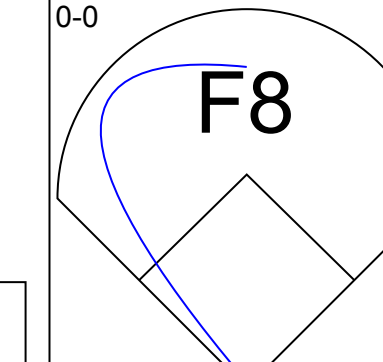
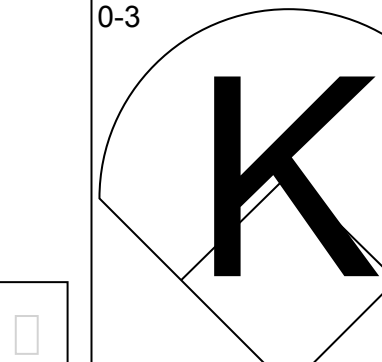
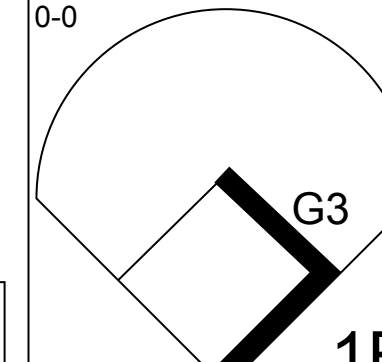
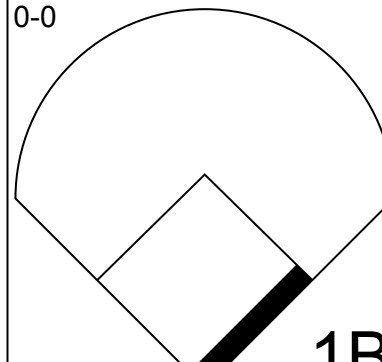
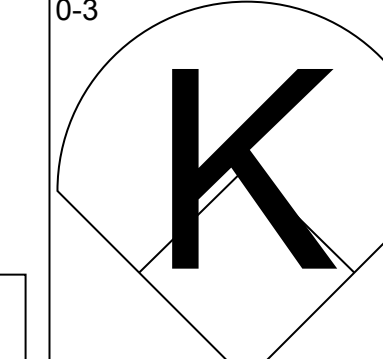
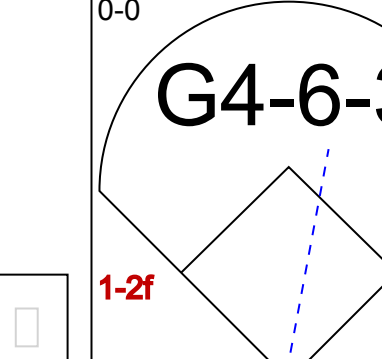
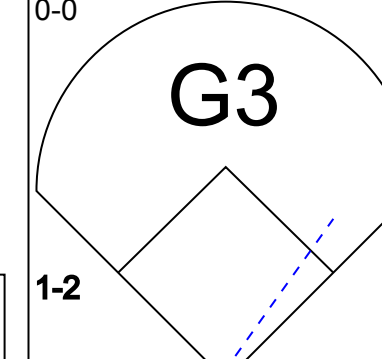
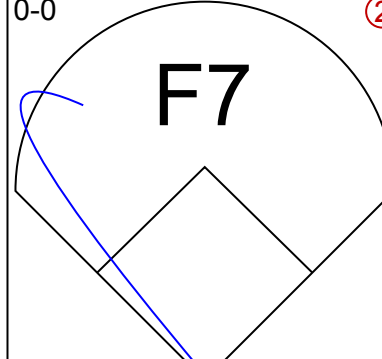
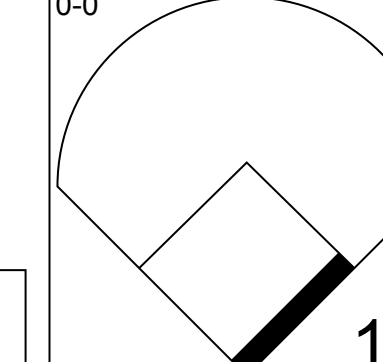
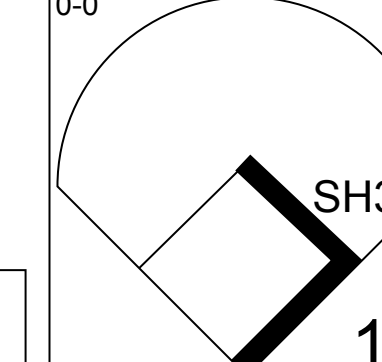
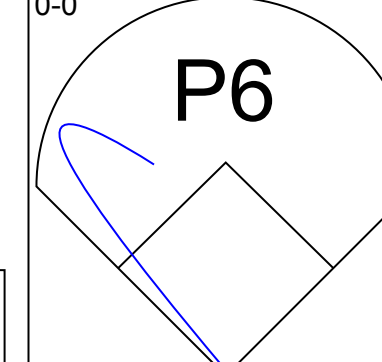
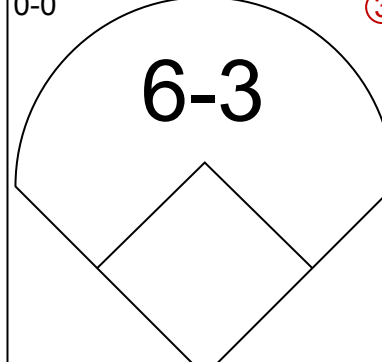
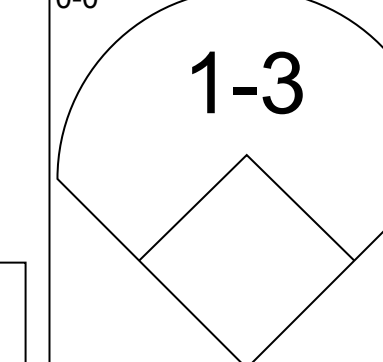
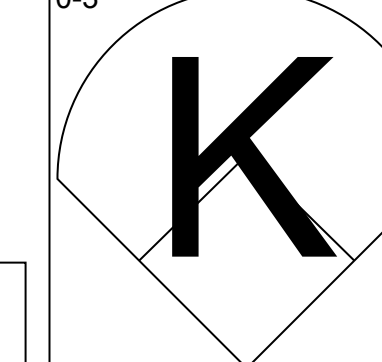
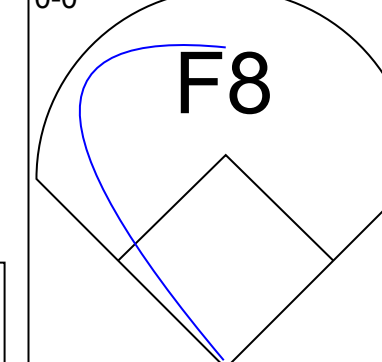
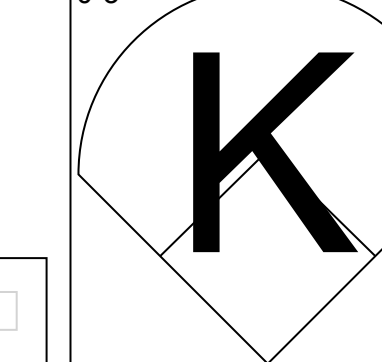
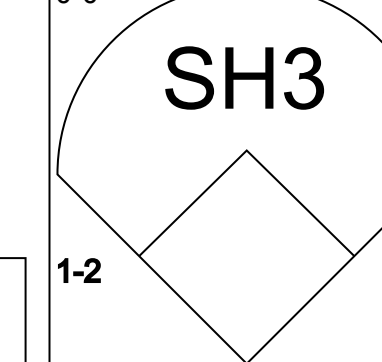
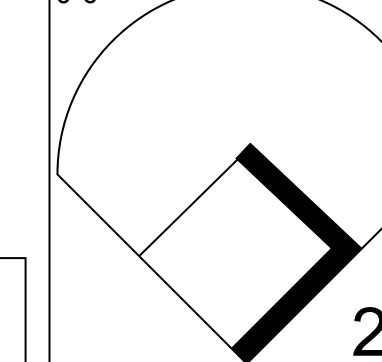
AB 38
R 3
H 11
RBI 1
BB 2
SO 7
LOB 21



Batter	1	2	3	4	5	6	7	8	9	AB	R	H	RBI	BB	SO	LOB	TOP							
Tim Raines, S OBP: 0.356, SLG: 0.396 (1, 7)										5	1	2	1	0	1	1	Montreal Expos @ New York Mets Shea Stadium, Flushing, NY Wed Jun 23 1982, 7:05 PM EDT Att: 18,852 - Unknown							
Mike Gates, L OBP: 0.333, SLG: 0.429 (1, 4)										5	0	2	0	0	0	3								
Andre Dawson, R OBP: 0.351, SLG: 0.500 (1, 8)										4	0	2	2	1	1	1								
Al Oliver, L OBP: 0.396, SLG: 0.510 (1, 3)										4	0	0	0	1	2	4								
Gary Carter, R OBP: 0.353, SLG: 0.518 (1, 2)										5	0	0	0	0	2	6								
Warren Cromartie, L OBP: 0.342, SLG: 0.410 (1, 9)										4	2	2	2	0	0	0								
Brad Mills, L OBP: 0.300, SLG: 0.286 (1, 5)										3	0	0	0	1	1	0								
Chris Speier, R OBP: 0.279, SLG: 0.337 (1, 6)										4	1	2	0	0	0	1								
Steve Rogers, R OBP: 0.268, SLG: 0.171 (1, 1)										2	1	1	0	0	1	1								
Inning Stats	R: 0 E: 0 K: 1 S: 6	H: 1 LOB: 2 BB: 1 P: 10	R: 1 E: 0 K: 0 S: 4	H: 1 LOB: 1 BB: 1 P: 8	R: 0 E: 0 K: 2 S: 7	H: 0 LOB: 0 BB: 0 P: 7	R: 0 E: 0 K: 0 S: 3	H: 0 LOB: 0 BB: 0 P: 3	R: 1 E: 0 K: 0 S: 5	H: 2 LOB: 1 BB: 0 P: 5	R: 1 E: 0 K: 1 S: 6	H: 1 LOB: 0 BB: 0 P: 6	R: 2 E: 0 K: 1 S: 8	H: 3 LOB: 2 BB: 1 P: 12	R: 0 E: 0 K: 2 S: 8	H: 1 LOB: 1 BB: 0 P: 8	R: 0 E: 0 K: 1 S: 7	H: 2 LOB: 2 BB: 0 P: 7	1B: 8 2B: 1 3B: 0 HR: 2	SF: 0 SAC: 2 DP: 0 HBP: 0	WP: 0 PB: 0 SB: 1 CS: 0	PA: 41		
PITCHER	IP WLS BF H R ER SO BB IBB HBP BLK WP HR S P ERA WHIP	7.0 L 32 8 5 5 5 2 1 0 0 0 2 39 51 6.43 1.429	2.0 9 3 0 0 3 0 0 0 0 0 0 0 15 15 0.00 1.500																					

AB	36
R	5
H	11
RBI	5
BB	3
SO	8
LOB	17



Batter	1	2	3	4	5	6	7	8	9	AB	R	H	RBI	BB	SO	LOB	BOTTOM						
Mookie Wilson, S OBP: 0.326, SLG: 0.367 (1, 8)										4	0	1	0	0	2	2	Montreal Expos @ New York Mets Shea Stadium, Flushing, NY Wed Jun 23 1982, 7:05 PM EDT Att: 18,852 - Unknown						
John Stearns, R OBP: 0.368, SLG: 0.449 (1, 5)									4	0	2	0	0	0	1								
George Foster, R OBP: 0.342, SLG: 0.397 (1, 7)									4	0	0	0	0	0	3								
Dave Kingman, R OBP: 0.304, SLG: 0.477 (1, 3)										3	0	0	0	0	1	1							
Ellis Valentine, R OBP: 0.241, SLG: 0.353 (1, 9)										4	0	2	0	0	1	1							
Ron Hodges, L OBP: 0.339, SLG: 0.481 (1, 2)									4	0	0	0	0	1	3								
Bob Bailor, R OBP: 0.329, SLG: 0.351 (8, 6)										4	0	2	0	0	0	2							
Ron Gardenhire, R OBP: 0.271, SLG: 0.262 Gary Reisch, L OBP: 0.270, SLG: 0.299 Terry Leach, R (7, PH) (8, 1)										2	0	0	0	0	1	2							
Craig Swan, R OBP: 0.214, SLG: 0.083 Wally Backman, S OBP: 0.349, SLG: 0.348 (8, 4)									1	0	0	0	0	1	0	0							
Inning Stats	R: 0 E: 0 K: 1 S: 6	H: 1 LOB: 0 BB: 0 P: 6	R: 0 E: 0 K: 1 S: 6	H: 1 LOB: 0 BB: 0 P: 6	R: 0 E: 0 K: 1 S: 6	H: 2 LOB: 1 BB: 0 P: 6	R: 0 E: 0 K: 1 S: 4	H: 0 LOB: 0 BB: 0 P: 5	R: 0 E: 0 K: 2 S: 8	H: 1 LOB: 1 BB: 0 P: 8	R: 0 E: 0 K: 0 S: 3	H: 0 LOB: 0 BB: 0 P: 3	R: 0 E: 0 K: 0 S: 4	H: 1 LOB: 1 BB: 0 P: 4	R: 0 E: 0 K: 0 S: 4	H: 1 LOB: 1 BB: 0 P: 4	R: 0 E: 0 K: 1 S: 6	H: 1 LOB: 1 BB: 0 P: 6	1B: 7 2B: 1 3B: 0 HR: 0	SF: 0 SAC: 1 DP: 1 HBP: 1	WP: 0 PB: 0 SB: 1 CS: 1	PA: 34	
PITCHER	IP WLS BF H R ER SO BB IBB HBP BLK WP HR S P ERA WHIP	9.0 W 34 8 0 0 7 0 0 1 0 0 0 47 48 0.00 0.889																					



Batter	1	2	3	4	5	6	7	8	9	AB	R	H	RBI	BB	SO	LOB	TOP					
Tim Raines, S OBP: 0.357, SLG: 0.392 (1, 7)										3	0	0	0	2	2	3	Montreal Expos @ New York Mets Shea Stadium, Flushing, NY Thu Jun 24 1982, 7:05 PM EDT Att: 18,419 - Unknown					
Mike Gates, L OBP: 0.353, SLG: 0.419 (1, 4)										3	0	1	0	1	1	1						
Andre Dawson, R OBP: 0.349, SLG: 0.496 (1, 8)										4	0	1	0	0	1	3						
Al Oliver, L OBP: 0.390, SLG: 0.502 (1, 3)										4	0	0	0	0	1	2						
Gary Carter, R OBP: 0.360, SLG: 0.536 (1, 2)										4	1	3	1	0	0	0						
Warren Cromartie, L OBP: 0.341, SLG: 0.407 (1, 9)										4	0	1	0	0	0	3						
Brad Mills, L OBP: 0.324, SLG: 0.290 (1, 5)										3	0	1	0	1	1	2						
Chris Speier, R OBP: 0.276, SLG: 0.335 (1, 6)										1	0	0	0	0	0	0						
Frank Taveras, R OBP: 0.196, SLG: 0.191 (9, PH)										2	0	0	0	0	0	1						
John Milner, L OBP: 0.130, SLG: 0.050 (9, PR)										0	0	0	0	1	0	0						
Dan Norman, R OBP: 0.346, SLG: 0.417 (9, PR)										0	0	0	0	0	0	0						
Bill Gullickson, R OBP: 0.067, SLG: 0.067 (7, PH)										2	0	0	0	0	1	0						
Brad Gulden, L (7, PH)										1	0	0	0	0	1	0						
Bryn Smith, R (7, 1)										0	0	0	0	0	0	0						
Jerry White, S OBP: 0.308, SLG: 0.417 (9, PH)										1	0	1	0	0	0	0						
Inning Stats	R: 0 E: 0 K: 1 S: 4	H: 0 LOB: 0 BB: 1 P: 8	R: 0 E: 0 K: 0 S: 4	H: 1 LOB: 1 BB: 0 P: 4	R: 0 E: 0 K: 1 S: 5	H: 0 LOB: 2 BB: 2 P: 13	R: 0 E: 0 K: 2 S: 8	H: 1 LOB: 1 BB: 0 P: 8	R: 0 E: 0 K: 1 S: 5	H: 0 LOB: 0 BB: 0 P: 5	R: 0 E: 0 K: 0 S: 5	H: 2 LOB: 2 BB: 0 P: 5	R: 0 E: 0 K: 1 S: 5	H: 1 LOB: 0 BB: 0 P: 5	R: 0 E: 0 K: 2 S: 8	H: 1 LOB: 1 BB: 0 P: 8	R: 1 E: 0 K: 0 S: 4	H: 2 LOB: 2 BB: 2 P: 12	1B: 7 2B: 0 3B: 0 HR: 1	SF: 0 SAC: 0 DP: 2 HBP: 0	WP: 0 PB: 0 SB: 2 CS: 1	PA: 37
PITCHER	IP	WLS	BF	H	R	ER	SO	BB	IBB	HBP	BLK	WP	HR	S	P	ERA	WHIP					
Charlie Puleo, R ERA: 3.87 (1, 1)	8.1	W	35	7	1	1	8	5	0	0	0	0	1	46	66	1.08	1.440					
Mike Scott, R ERA: 4.5 (9, 1)	0.2	S	2	1	0	0	0	0	0	0	0	0	0	2	2	0.00	1.500					

AB	32
R	1
H	8
RBI	1
BB	5
SO	8
LOB	15



Batter	1	2	3	4	5	6	7	8	9	AB	R	H	RBI	BB	SO	LOB	BOTTOM				
Mookie Wilson, S OBP: 0.325, SLG: 0.365 (1, 8)										4	1	1	0	0	1	1	Montreal Expos @ New York Mets Shea Stadium, Flushing, NY Thu Jun 24 1982, 7:05 PM EDT Att: 18,419 - Unknown				
Bob Bailor, R OBP: 0.327, SLG: 0.348 (1, 6)										4	0	1	1	0	0	1					
George Foster, R OBP: 0.344, SLG: 0.399 (1, 7)										4	1	2	0	0	1	0					
Ellis Valentine, R OBP: 0.241, SLG: 0.353 (9, 7)										0	0	0	0	0	0	0					
Dave Kingman, R OBP: 0.305, SLG: 0.476 (1, 3)										3	1	1	0	0	0	1					
Joel Youngblood, R OBP: 0.273, SLG: 0.356 (7, 9)										1	0	0	0	0	0	0					
John Stearns, R OBP: 0.367, SLG: 0.443 (1, 5)										3	0	0	0	1	0	2					
Mike Jorgensen, L OBP: 0.370, SLG: 0.425 (1, 9)										3	0	1	1	0	1	1					
Ron Hodges, L OBP: 0.335, SLG: 0.473 (1, 2)										3	0	1	1	0	0	0					
Wally Backman, S OBP: 0.348, SLG: 0.348 (1, 4)										3	0	1	0	0	0	2					
Ron Gardenhire, R OBP: 0.271, SLG: 0.282 (7, 6)										0	0	0	0	0	0	0					
Charlie Puleo, R OBP: 0.167, SLG: 0.130 (1, 1)										3	0	0	0	0	3	1					
Mike Scott, R OBP: 0.143, SLG: 0.185 (9, 1)										0	0	0	0	0	0	0					
Inning Stats	R: 0 E: 0 K: 0 S: 4	H: 1 LOB: 1 BB: 0 P: 4	R: 0 E: 0 K: 0 S: 3	H: 0 LOB: 0 BB: 0 P: 3	R: 0 E: 0 K: 1 S: 6	H: 1 LOB: 1 BB: 0 P: 6	R: 0 E: 1 K: 2 S: 7	H: 0 LOB: 1 BB: 1 P: 11	R: 0 E: 0 K: 1 S: 5	H: 0 LOB: 0 BB: 0 P: 5	R: 3 E: 1 K: 0 S: 8	H: 6 LOB: 2 BB: 0 P: 8	R: 0 E: 0 K: 2 S: 7	H: 0 LOB: 0 BB: 0 P: 7	R: 0 E: 0 K: 0 S: 3	H: 0 LOB: 0 BB: 0 P: 3	1B: 8 2B: 0 3B: 0 HR: 0	SF: 0 SAC: 0 DP: 0 HBP: 0	WP: 0 PB: 0 SB: 1 CS: 0	PA: 32	
PITCHER	IP	WLS	BF	H	R	ER	SO	BB	IBB	HBP	BLK	WP	HR	S	P	ERA	WHIP				
Bill Gullickson, R ERA: 3.97 (1, 1)	6.0	L	26	8	3	3	4	1	0	0	0	0	0	10	33	4.50	1.500				
Bryn Smith, R ERA: 2.61 (7, 1)	2.0		6	0	0	0	2	0	0	0	0	0	0	10	10	0.00	0.000				



Batter	1	2	3	4	5	6	7	8	9	AB	R	H	RBI	BB	SO	LOB	TOP		
Mookie Wilson, S OBP: 0.324, SLG: 0.363 (1, 8)	0-0 6-3 ①			0-0 F8 ①		0-0 S 1B ①		0-0 6-3 ①	0-0 6-3 ①	4	0	1	0	0	0	0			
Bob Bailor, R OBP: 0.325, SLG: 0.346 (1, 4)	0-0 CS 1B ①			0-0 F7 ②		0-0 6-3 ③		0-0 6-3 ③	0-0 F9 ②	4	0	1	0	0	0	1			
George Foster, R OBP: 0.343, SLG: 0.394 (1, 7)	0-3 K ②			0-0 5-3 ③				4-0 G5-4-3 BB ①	0-3 K ③	3	0	0	0	1	2	1			
Dave Kingman, R OBP: 0.301, SLG: 0.469 (1, 3)	0-0 CS 1-2 ③	0-0 5-3 ①			0-3 K ①			0-0 G5-4-3 1-2 ②		3	0	0	0	0	1	1			
John Stearns, R OBP: 0.366, SLG: 0.440 (1, 2)		0-3 K ②			0-0 3-1 ②			4-0 E S BB ③		2	0	0	0	1	1	0			
Ellis Valentine, R OBP: 0.243, SLG: 0.353 (1, 9)		0-0 F9 ③			0-0 1B ③			0-0 3-1 1-3 ③		3	0	1	0	0	0	1			
Hubie Brooks, R OBP: 0.326, SLG: 0.337 (1, 5)			0-0 F9 ①		0-0 F9 ③			0-0 6-3 ①		3	0	0	0	0	0	1			
Ron Gardenhire, R OBP: 0.266, SLG: 0.257 (1, 6)			0-0 1-3 ②			0-0 6-3 ①		0-0 6-3 ②		3	0	0	0	0	0	0			
Pete Falcone, L OBP: 0.138, SLG: 0.172 (1, 1)			0-0 6-3 ③			0-3 K ②		0-0 6-3 ③		3	0	0	0	0	1	0			
Inning Stats	R: 0 E: 0 K: 1 S: 5	H: 1 LOB: 0 BB: 0 P: 5	R: 0 E: 0 K: 1 S: 5	H: 0 LOB: 0 BB: 0 P: 5	R: 0 E: 0 K: 0 S: 3	H: 0 LOB: 0 BB: 0 P: 3	R: 0 E: 0 K: 0 S: 3	H: 0 LOB: 0 BB: 0 P: 3	R: 0 E: 0 K: 1 S: 6	H: 1 LOB: 1 BB: 0 P: 6	R: 0 E: 0 K: 0 S: 2	H: 0 LOB: 1 BB: 2 P: 10	R: 0 E: 0 K: 0 S: 3	H: 0 LOB: 0 BB: 0 P: 3	R: 0 E: 0 K: 1 S: 5	H: 0 LOB: 0 BB: 0 P: 5	1B: 3 2B: 0 3B: 0 HR: 0	SF: 0 SAC: 0 DP: 1 HBP: 0	WP: 0 PA: 31
PITCHER Dick Ruthven, R ERA: 3.18 (1, 1)	IP: 9.0 WLS: W BF: 30 H: 3 R: 0 ER: 0 SO: 5 BB: 2 IBB: 0 HBP: 0 BLK: 0 WP: 0 HR: 0 S: 38 P: 46 ERA: 0.00 WHIP: 0.556															PITCHER			

New York Mets @ Philadelphia Phillies
Veterans Stadium, Philadelphia, PA
Fri Jun 25 1982, 7:05 PM EDT
Unknown

AB 28
R 0
H 3
RBI 0
BB 2
SO 5
LOB 5



Batter	1	2	3	4	5	6	7	8	9	AB	R	H	RBI	BB	SO	LOB	BOTTOM		
Bob Dernier, R OBP: 0.348, SLG: 0.332 (1, 8)	0-0 6-3 ①		0-0 F9 ③			0-0 4-3 ②			0-0 F9 ①	4	0	0	0	0	0	0			
Pete Rose, S OBP: 0.353, SLG: 0.378 (1, 3)	0-0 6-3 ②			0-0 CS 1B ①		0-0 5-3 ③			0-0 1B BB 1B ①	4	1	2	0	0	0	0			
Gary Matthews, R OBP: 0.335, SLG: 0.420 (1, 7)	4-0 FC6-4 BB ③			0-0 F3 ①				0-0 F9 ①	0-0 BB 1B 1B ②	3	0	1	0	1	0	1			
Mike Schmidt, R OBP: 0.442, SLG: 0.489 (1, 5)	0-0 FC6-4 1-2 ③			0-3 K 1-2 ②				4-0 1B BB ③	0-0 F5 ②	3	0	0	0	1	1	4			
Bo Diaz, R OBP: 0.351, SLG: 0.504 (1, 2)		0-0 F2 ①			0-0 1-3 1B ①			0-0 G6-3 1B ②	0-0 BB 1B ③	4	0	3	0	0	0	0			
Bill Robinson, R OBP: 0.295, SLG: 0.456 (1, 9)		0-0 5-3 ②			0-0 1-3 1-2 ①			0-0 G6-3 1-2 ②	4-0 BB 1B 1B ③	3	0	0	1	1	0	3			
Manny Trillo, R OBP: 0.300, SLG: 0.293 (1, 4)		0-0 F9 ③			0-0 6-3 ②			0-0 F7 ①		3	0	0	0	0	0	1			
Ivan De Jesus, R OBP: 0.295, SLG: 0.286 (1, 6)			0-0 L4 ①		0-3 K ③			0-0 F4 ②		3	0	0	0	0	1	1			
Dick Ruthven, R OBP: 0.061, SLG: 0.063 (1, 1)			0-0 F9 ②			0-0 F9 ①		0-0 6-3 ③		3	0	0	0	0	0	0			
Inning Stats	R: 0 E: 0 K: 0 S: 3	H: 0 LOB: 1 BB: 1 P: 7	R: 0 E: 0 K: 0 S: 3	H: 0 LOB: 0 BB: 0 P: 3	R: 0 E: 0 K: 0 S: 3	H: 0 LOB: 0 BB: 0 P: 3	R: 0 E: 0 K: 1 S: 5	H: 1 LOB: 1 BB: 0 P: 5	R: 0 E: 0 K: 1 S: 6	H: 1 LOB: 1 BB: 0 P: 6	R: 0 E: 0 K: 0 S: 3	H: 0 LOB: 0 BB: 0 P: 3	R: 0 E: 0 K: 0 S: 3	H: 0 LOB: 0 BB: 0 P: 3	R: 1 E: 0 K: 0 S: 5	H: 3 LOB: 3 BB: 1 P: 9	1B: 6 2B: 1 3B: 0 HR: 0	SF: 0 SAC: 0 DP: 2 HBP: 0	WP: 0 PA: 33
PITCHER Pete Falcone, L ERA: 3.38 (1, 1)	IP: 8.2 WLS: L BF: 33 H: 6 R: 1 ER: 1 SO: 2 BB: 3 IBB: 0 HBP: 0 BLK: 0 WP: 0 HR: 0 S: 34 P: 46 ERA: 1.04 WHIP: 1.038															PITCHER			

New York Mets @ Philadelphia Phillies
Veterans Stadium, Philadelphia, PA
Fri Jun 25 1982, 7:05 PM EDT
Unknown

AB 30
R 1
H 6
RBI 1
BB 3
SO 2
LOB 10



Batter	1	2	3	4	5	6	7	8	9	AB	R	H	RBI	BB	SO	LOB	TOP					
Wally Backman, S (1, 4) OBP: 0.350, SLG: 0.342										3	0	0	0	2	1	0	New York Mets @ Philadelphia Phillies Veterans Stadium, Philadelphia, PA Fri Jun 25 1982, 7:05 PM EDT Att: 36,775 - Unknown					
John Stearns, R (1, 2) OBP: 0.359, SLG: 0.430										5	0	0	0	0	0	6						
Joel Youngblood, R (1, 8) OBP: 0.271, SLG: 0.358										5	1	1	0	0	0	0						
Rusty Staub, L (1, 3) OBP: 0.299, SLG: 0.327										3	0	0	0	1	0	1						
Mike Jorgensen, L (1, 9) OBP: 0.360, SLG: 0.395										3	1	0	0	1	1	2						
Hubie Brooks, R (1, 5) OBP: 0.329, SLG: 0.340										4	1	2	1	0	0	0						
Gary Rajsich, L (1, 7) OBP: 0.269, SLG: 0.324										4	0	1	2	0	1	1						
Ron Gardenhire, R (1, 6) OBP: 0.274, SLG: 0.266										2	0	2	0	0	0	0						
Mookie Wilson, S (6, PH) OBP: 0.322, SLG: 0.361										2	0	0	0	0	0	2						
Pat Zachry, R (1, 1) Jesse Orosco, R (4, 1) George Foster, R (6, PH) Ed Lynch, R (6, 1) Dave Kingman, R (8, PH) Tom Hausman, R (8, 1)										1	0	0	0	0	1	1						
Inning Stats	R: 0 E: 1 K: 2 S: 8	H: 0 LOB: 2 BB: 1 P: 12	R: 0 E: 0 K: 1 S: 6	H: 1 LOB: 1 BB: 0 P: 6	R: 0 E: 1 K: 0 S: 3	H: 0 LOB: 0 BB: 0 P: 3	R: 0 E: 0 K: 0 S: 3	H: 0 LOB: 0 BB: 0 P: 3	R: 0 E: 0 K: 2 S: 8	H: 1 LOB: 2 BB: 1 P: 12	R: 3 E: 0 K: 0 S: 6	H: 3 LOB: 3 BB: 3 P: 18	R: 0 E: 0 K: 0 S: 3	H: 0 LOB: 0 BB: 0 P: 3	R: 0 E: 0 K: 0 S: 4	H: 1 LOB: 1 BB: 0 P: 4	R: 0 E: 0 K: 0 S: 3	H: 0 LOB: 0 BB: 0 P: 3	1B: 4 2B: 1 3B: 1 HR: 0	SF: 0 SAC: 0 DP: 0 HBP: 0	WP: 0 PB: 0 SB: 1 CS: 1	PA: 39
PITCHER	IP WLS BF H R ER SO BB IBB HBP BLK WP HR S P ERA WHIP																					
Ed Farmer, R (1, 1) ERA: 6.68	5.1 W 24 4 3 3 5 3 0 0 0 0 0 0 31 43 5.06 1.312																					
Ron Reed, R (6, 1) ERA: 2.91	2.2 12 2 0 0 0 2 0 0 0 0 0 0 10 18 0.00 1.500																					
Tug McGraw, L (9, 1) ERA:	1.0 S 3 0 0 0 0 0 0 0 0 0 0 0 3 3 0.00 0.000																					

AB	34
R	3
H	6
RBI	3
BB	5
SO	5
LOB	15



Batter	1	2	3	4	5	6	7	8	9	AB	R	H	RBI	BB	SO	LOB	BOTTOM					
Greg Gross, L (1, 8) OBP: 0.353, SLG: 0.339										4	0	1	0	0	1	3	New York Mets @ Philadelphia Phillies Veterans Stadium, Philadelphia, PA Fri Jun 25 1982, 7:05 PM EDT Att: 36,775 - Unknown					
Pete Rose, S (1, 3) OBP: 0.355, SLG: 0.378										3	2	1	0	1	0	2						
Gary Matthews, R (1, 7) OBP: 0.337, SLG: 0.419										3	1	1	0	1	1	1						
Bob Dernier, R (6, 8) OBP: 0.348, SLG: 0.332										0	0	0	0	0	0	0						
Mike Schmidt, R (1, 5) OBP: 0.438, SLG: 0.484										4	0	1	0	0	2	3						
George Vukovich, L (1, 9) OBP: 0.277, SLG: 0.341										4	1	1	2	0	1	2						
Ozzie Virgil, R (1, 2) OBP: 0.300, SLG: 0.448										4	1	2	1	0	0	1						
Luis Aguayo, R (1, 4) OBP: 0.258, SLG: 0.414										4	0	1	0	0	0	3						
Ivan De Jesus, R (1, 6) OBP: 0.298, SLG: 0.289										4	0	2	1	0	1	0						
Ed Farmer, R (1, 1) ERA: 4.72	3.1 L 17 7 4 4 3 1 0 0 0 0 0 0 9 13 5.40 1.800																					
Jesse Orosco, L (4, 1) ERA: 2.77	1.2 8 2 1 1 1 1 0 0 0 0 0 0 11 11 0.00 0.500																					
Ed Lynch, R (6, 1) ERA: 3.94	2.0 7 1 0 0 2 0 0 0 0 0 0 0 5 5 0.00 0.000																					
Tom Hausman, R (8, 1) ERA: 3.13	1.0 3 0 0 0 1 0 0 0 0 0 0 0 5 5 0.00 0.000																					
Inning Stats	R: 0 E: 0 K: 1 S: 5	H: 1 LOB: 0 BB: 0 P: 5	R: 0 E: 0 K: 1 S: 6	H: 1 LOB: 0 BB: 0 P: 6	R: 0 E: 0 K: 0 S: 3	H: 0 LOB: 0 BB: 0 P: 3	R: 4 E: 0 K: 2 S: 12	H: 5 LOB: 2 BB: 1 P: 16	R: 1 E: 0 K: 0 S: 5	H: 2 LOB: 2 BB: 1 P: 9	R: 0 E: 0 K: 1 S: 6	H: 1 LOB: 0 BB: 0 P: 6	R: 0 E: 0 K: 1 S: 5	H: 0 LOB: 0 BB: 0 P: 5	R: 0 E: 0 K: 1 S: 5	H: 0 LOB: 0 BB: 0 P: 5	R: 0 E: 0 K: 1 S: 5	H: 0 LOB: 0 BB: 0 P: 5	1B: 9 2B: 1 3B: 0 HR: 0	SF: 0 SAC: 0 DP: 0 HBP: 0	WP: 1 PB: 0 SB: 1 CS: 1	PA: 35
PITCHER	IP WLS BF H R ER SO BB IBB HBP BLK WP HR S P ERA WHIP																					
Pat Zachry, R (1, 1) ERA: 4.72	3.1 L 17 7 4 4 3 1 0 0 0 0 0 0 9 13 5.40 1.800																					
Jesse Orosco, L (4, 1) ERA: 2.77	1.2 8 2 1 1 1 1 0 0 0 0 0 0 11 11 0.00 0.500																					
Ed Lynch, R (6, 1) ERA: 3.94	2.0 7 1 0 0 2 0 0 0 0 0 0 0 5 5 0.00 0.000																					
Tom Hausman, R (8, 1) ERA: 3.13	1.0 3 0 0 0 1 0 0 0 0 0 0 0 5 5 0.00 0.000																					

AB	33
R	5
H	10
RBI	4
BB	2
SO	7
LOB	18



Batter	1	2	3	4	5	6	7	8	9	AB	R	H	RBI	BB	SO	LOB	TOP			
Mookie Wilson, S (1, 8) OBP: 0.321, SLG: 0.363	G3		G3		4-3 1B 2B		5-3			4	1	1	0	0	0	0	New York Mets @ Philadelphia Phillies Veterans Stadium, Philadelphia, PA Sat Jun 26 1982, 7:05 PM EDT Unknown livebaseballscorecards.com			
John Stearns, R (1, 2) OBP: 0.357, SLG: 0.432	1B 2B		K		4-3		5-3			4	0	1	0	0	1	1				
George Foster, R (1, 7) OBP: 0.351, SLG: 0.398	G5-4-3 2-3 1B		F9		E 1B			4-3 SH1-3 BB		3	0	2	1	1	0	0				
Dave Kingman, R (1, 3) OBP: 0.300, SLG: 0.466	G5-4-3 1-2			1B G4-6-3 1B	E6 1-2			SH1-3		3	1	1	0	0	0	3				
Ellis Valentine, R (1, 9) OBP: 0.243, SLG: 0.350		F3		G4-6-3 1-2 1B	K			4-3		4	0	1	0	0	1	3				
Joel Youngblood, R (1, 4) OBP: 0.277, SLG: 0.362		4-3 2B 1B		G4-6-3 1-2 2-3 1B	K			F8		4	1	2	0	0	1	1				
Hubie Brooks, R (1, 5) OBP: 0.323, SLG: 0.333		4-3		G4-6-3 1-2 2-3 3-H	K			F9		4	0	0	0	0	1	3				
Ron Gardenhire, R (1, 6) OBP: 0.275, SLG: 0.273 Rusty Staub, L (9, PH) OBP: 0.294, SLG: 0.321				F7	K			F9		3	0	1	1	0	1	1				
Randy Jones, R (1, 1) OBP: 0.250, SLG: 0.160 Mike Jorgensen, L (7, PH) OBP: 0.353, SLG: 0.386 Terry Leach, R (7, 1) Gary Rajsich, L (9, PH) OBP: 0.266, SLG: 0.319	L4				K			F8		2	0	0	0	0	1	1				
										1	0	0	0	0	0	0				
										1	0	0	0	0	0	0				
										1	0	0	0	0	0	0				
Inning Stats	R: 0 E: 0 K: 0 S: 4	H: 2 LOB: 1 BB: 0 P: 4	R: 1 E: 0 K: 0 S: 5	H: 2 LOB: 1 BB: 0 P: 5	R: 0 E: 0 K: 1 S: 5	H: 0 LOB: 0 BB: 0 P: 5	R: 1 E: 0 K: 0 S: 5	H: 3 LOB: 1 BB: 0 P: 5	R: 1 E: 1 K: 2 S: 10	H: 2 LOB: 2 BB: 0 P: 10	R: 0 E: 0 K: 3 S: 9	H: 0 LOB: 0 BB: 0 P: 9	R: 0 E: 0 K: 0 S: 3	H: 0 LOB: 1 BB: 1 P: 7	R: 0 E: 0 K: 0 S: 3	H: 0 LOB: 0 BB: 0 P: 3	1B: 6 2B: 3 3B: 0 HR: 0	SF: 0 SAC: 1 DP: 2 HBP: 0	WP: 0 PB: 0 SB: 0 CS: 0	PA: 36
PITCHER Marty Bystrom, R (1, 1) ERA: 2.48	IP: 9.0 WLS: W BF: 36	H: 9 R: 3 ER: 3 SO: 6	BB: 1 IBB: 0 HBP: 0 BLK: 0	WP: 0 HR: 0 S: 47 P: 51	ERA: 3.00 WHIP: 1.111	PITCHER										IP: 9.0 WLS: W BF: 36	H: 9 R: 3 ER: 3 SO: 6	BB: 1 IBB: 0 HBP: 0 BLK: 0	WP: 0 HR: 0 S: 47 P: 51	ERA: 3.00 WHIP: 1.111

Batter	1	2	3	4	5	6	7	8	9	AB	R	H	RBI	BB	SO	LOB	BOTTOM			
Bob Dernier, R (1, 8) OBP: 0.342, SLG: 0.326	1-3		6-3	6-3			6-3			4	0	0	0	0	0	2	New York Mets @ Philadelphia Phillies Veterans Stadium, Philadelphia, PA Sat Jun 26 1982, 7:05 PM EDT Unknown livebaseballscorecards.com			
Pete Rose, S (1, 3) OBP: 0.354, SLG: 0.376	F8		6-3	6-3			2B 1B			4	0	1	0	0	0	2				
Gary Matthews, R (1, 7) OBP: 0.339, SLG: 0.435	F8		HR		6-3		1-H 2B			4	1	2	1	0	0	0				
Mike Schmidt, R (1, 5) OBP: 0.444, SLG: 0.484		1B FC4-6 1B	FC6-4 BB		E 1B BB		K			2	2	1	0	2	1	1				
Bill Robinson, R (1, 9) OBP: 0.293, SLG: 0.446		FC4-6 1-3 1B	FC6-4 1-2		L6		F4			4	0	1	0	0	0	2				
Ozzie Virgil, R (1, 2) OBP: 0.324, SLG: 0.438		FC4-6 FC1-6 1-2 1B		1B BB		2-H 1B		1-3		3	1	1	2	1	0	1				
Manny Trillo, R (1, 4) OBP: 0.308, SLG: 0.301		FC1-6 1-2 1B		SH1-3 1-2 1B		CS 1B		F9		4	0	3	0	0	0	0				
Ivan De Jesus, R (1, 6) OBP: 0.299, SLG: 0.290		FC1-6 FC6-4 1-2 2-3		SH1-3 1-2 2-H 1B		F8				3	0	1	1	0	0	3				
Marty Bystrom, R (1, 1) ERA		FC6-4 1-2		SH1-3 1-2 2-3		K				2	0	0	0	0	1	2				
Inning Stats	R: 0 E: 0 K: 0 S: 3	H: 0 LOB: 0 BB: 0 P: 3	R: 1 E: 0 K: 0 S: 6	H: 3 LOB: 2 BB: 0 P: 6	R: 1 E: 0 K: 0 S: 4	H: 1 LOB: 1 BB: 1 P: 8	R: 1 E: 0 K: 0 S: 5	H: 2 LOB: 2 BB: 1 P: 9	R: 1 E: 1 K: 0 S: 3	H: 1 LOB: 1 BB: 1 P: 7	R: 0 E: 0 K: 1 S: 6	H: 1 LOB: 0 BB: 0 P: 5	R: 0 E: 0 K: 1 S: 6	H: 2 LOB: 1 BB: 0 P: 6	R: 0 E: 0 K: 0 S: 3	H: 0 LOB: 0 BB: 0 P: 3		1B: 8 2B: 1 3B: 0 HR: 1	SF: 0 SAC: 1 DP: 0 HBP: 0	WP: 0 PB: 0 SB: 0 CS: 1
PITCHER Randy Jones, L (1, 1) ERA: 4.57 Terry Leach, R (7, 1) ERA	IP: 6.0 WLS: L BF: 27	H: 8 R: 4 ER: 3 SO: 3	BB: 3 IBB: 0 HBP: 0 BLK: 0	WP: 0 HR: 1 S: 26 P: 38	ERA: 4.50 WHIP: 1.833	PITCHER										IP: 2.0 WLS: 7 BF: 7	H: 2 R: 0 ER: 0 SO: 1	BB: 0 IBB: 0 HBP: 0 BLK: 0	WP: 0 HR: 0 S: 9 P: 9	ERA: 0.00 WHIP: 1.000

Batter	1	2	3	4	5	6	7	8	9	AB	R	H	RBI	BB	SO	LOB	TOP										
Mookie Wilson, S (1, 8) OBP: 0.317, SLG: 0.358	0-0 4-3			0-0 6-3			0-3 K	0-0 FC5 1B		4	1	0	1	0	1	2											
John Stearns, R (1, 2) OBP: 0.356, SLG: 0.426	0-0 3-1			0-0 6-3			0-3 K	1-2 2-3 3-H 4-0 1B		3	0	0	0	1	1	0											
George Foster, R (1, 7) OBP: 0.353, SLG: 0.403	0-3 K			0-0 F4			0-0 1B	0-0 1B		4	1	2	2	0	1	0											
Dave Kingman, R (1, 3) OBP: 0.300, SLG: 0.462		0-3 K			0-0 F4		0-0 FC6-4 1B	0-0 F4		4	0	1	1	0	1	2											
Joel Youngblood, R (1, 9) OBP: 0.276, SLG: 0.359		0-3 K			0-0 F8		0-0 FC6-4 1B		0-0 FC4-6 1B	4	0	1	0	0	1	1											
Hubie Brooks, R (1, 5) OBP: 0.322, SLG: 0.332		0-0 F9			0-3 K				0-0 FC4-6 1B	4	1	1	0	0	1	1											
Wally Backman, S (1, 4) OBP: 0.348, SLG: 0.339			0-3 K			0-0 G1		0-0 FC5 1B	0-0 F6	4	0	1	0	0	1	1											
Ron Gardenhire, R (1, 6) OBP: 0.272, SLG: 0.270			0-0 4-3			0-3 K		0-0 F8	0-0 1B	2	0	0	0	0	1	0											
Rusty Staub, L (8, PH) OBP: 0.290, SLG: 0.316								0-0 F8	0-0 1B	1	0	0	0	0	0	2											
Bob Bailor, R (8, 6) OBP: 0.329, SLG: 0.350									1-2 2-3 3-H 4-0 1B	1	0	1	0	0	0	0											
Mike Scott, R (1, 1) OBP: 0.138, SLG: 0.179									0-0 F7	1	0	0	0	0	1	0											
Gary Kiehl, L (5, PH) OBP: 0.285, SLG: 0.315										1	0	0	0	0	1	0											
Jesse Orsco, R (8, 1) OBP: 0.295, SLG: 0.326										0	0	0	0	0	0	0											
Mike Jorgensen, L (8, PH) OBP: 0.322, SLG: 0.320										0	1	0	0	0	1	0											
Neil Allen, R (8, 1) OBP: 0.322, SLG: 0.320										0	0	0	0	0	0	0											
Ellis Valentine, R (8, PH) OBP: 0.292, SLG: 0.347										1	0	0	0	0	0	2											
Inning Stats	R: 0 E: 0 K: 1 S: 5	H: 0 LOB: 0 BB: 0 P: 5	R: 0 E: 0 K: 2 S: 7	H: 0 LOB: 0 BB: 0 P: 7	R: 0 E: 0 K: 2 S: 7	H: 0 LOB: 0 BB: 0 P: 7	R: 0 E: 0 K: 0 S: 3	H: 0 LOB: 0 BB: 0 P: 3	R: 0 E: 0 K: 1 S: 5	H: 0 LOB: 0 BB: 0 P: 5	R: 0 E: 0 K: 2 S: 7	H: 0 LOB: 0 BB: 0 P: 7	R: 1 E: 0 K: 2 S: 9	H: 2 LOB: 1 BB: 0 P: 9	R: 3 E: 0 K: 0 S: 6	H: 3 LOB: 2 BB: 2 P: 14	R: 0 E: 0 K: 0 S: 5	H: 2 LOB: 2 BB: 0 P: 5	1B: 6 2B: 1 3B: 0 HR: 0	SF: 0 SAC: 0 DP: 0 HBP: 0	WP: 1 PB: 0 CS: 0	PA: 36					
PITCHER	IP	WLS	BF	H	R	ER	SO	BB	IBB	HBP	BLK	WP	HR	S	P	ERA	WHIP										
Larry Christenson, R (1, 1) ERA: 3.51	7.1		27	4	4	4	10	1	0	0	0	1	0	46	50	4.91	0.682										
Tug McGraw, L (8, 1) ERA:	1.2	W	9	3	0	0	0	1	0	0	0	0	0	8	12	0.00	2.400										

New York Mets @ Philadelphia Phillies
Veterans Stadium, Philadelphia, PA
Sat Jun 26 1982, 7:05 PM EDT
Att: 45,513 - Unknown

AB 34
R 4
H 7
RBI 4
BB 2
SO 10
LOB 11





Batter	1	2	3	4	5	6	7	8	9	AB	R	H	RBI	BB	SO	LOB	BOTTOM										
Greg Gross, L (1, 8) OBP: 0.361, SLG: 0.338	0-0 G3		0-0 F7		0-0 1B		4-0 FC6 BB			3	1	1	1	1	0	0											
Pete Rose, S (1, 3) OBP: 0.352, SLG: 0.374	0-0 F7		0-0 6-3		0-0 1B		0-0 FC6			4	0	1	0	0	0	1											
Gary Matthews, R (1, 7) OBP: 0.341, SLG: 0.447	0-0 G3				0-0 SF9			4-0 HR		2	2	1	2	1	0	0											
Bob Demier, R (9, 8) OBP: 0.342, SLG: 0.326					0-0 HR			0-0 BB		0	0	0	0	0	0	0											
Mike Schmidt, R (1, 5) OBP: 0.440, SLG: 0.495		0-0 F7	0-0 6-3		0-0 F7			0-0 HR		4	1	1	2	0	0	1											
Bo Diaz, R (1, 2) OBP: 0.353, SLG: 0.504		0-0 FC5-4 1B		0-0 6-3		0-0 4-3		0-0 S BB		4	1	2	0	0	0	0											
George Vukovich, L (1, 9) OBP: 0.276, SLG: 0.330		0-0 FC5-4 1B		0-0 4-3		0-0 6-3		4-0 S BB		3	1	0	0	1	0	1											
Luis Aguayo, R (1, 4) OBP: 0.286, SLG: 0.406		0-0 1B		0-0 6-3		4-0 CS BB		0-0 5-3		3	0	1	0	1	0	2											
Ivan De Jesus, R (1, 6) OBP: 0.305, SLG: 0.294		0-0 1B			0-0 SH1-3 1B		0-0 CS	4-0 FC4-6-3-2 IBB		3	1	2	1	1	0	0											
Larry Christenson, R (1, 1) OBP: 0.061, SLG: 0.091		0-0 F5			0-0 SH1-3			0-0 FC4-6-3-2		2	0	0	0	0	0	2											
Tug McGraw, R (8, 1) ERA:					1-2			1-2 2-H 3-H		1	0	0	1	0	0	2											
Inning Stats	R: 0 E: 0 K: 0 S: 3	H: 0 LOB: 0 BB: 0 P: 3	R: 1 E: 0 K: 0 S: 6	H: 3 LOB: 2 BB: 0 P: 6	R: 1 E: 0 K: 0 S: 4	H: 1 LOB: 0 BB: 0 P: 4	R: 0 E: 0 K: 0 S: 3	H: 0 LOB: 0 BB: 0 P: 3	R: 2 E: 0 K: 0 S: 6	H: 3 LOB: 1 BB: 0 P: 6	R: 0 E: 0 K: 0 S: 2	H: 0 LOB: 1 BB: 1 P: 6	R: 0 E: 0 K: 0 S: 3	H: 0 LOB: 1 BB: 1 P: 7	R: 3 E: 0 K: 0 S: 4	H: 2 LOB: 1 BB: 3 P: 16	R: 0 E: 0 K: 0 S: 5	H: 2 LOB: 1 BB: 3 P: 5	1B: 7 2B: 1 3B: 0 HR: 2	SF: 1 SAC: 1 DP: 1 HBP: 0	WP: 0 PB: 0 CS: 1	PA: 37					
PITCHER	IP	WLS	BF	H	R	ER	SO	BB	IBB	HBP	BLK	WP	HR	S	P	ERA	WHIP										
Mike Scott, R (1, 1) ERA: 4.66	5.0		22	7	4	4	0	0	0	0	0	0	0	5	13	0.00	1.000										
Jesse Orsco, L (6, 1) ERA: 2.66	2.0		7	0	0	0	0	2	0	0	0	0	0	5	13	0.00	1.000										
Neil Allen, R (8, 1) ERA: 2.82	1.0	L	7	2	3	3	0	2	1	0	0	0	1	4	16	27.00	4.000										

New York Mets @ Philadelphia Phillies
Veterans Stadium, Philadelphia, PA
Sat Jun 26 1982, 7:05 PM EDT
Att: 45,513 - Unknown

AB 29
R 7
H 9
RBI 7
BB 5
SO 0
LOB 9



Batter	1	2	3	4	5	6	7	8	9	AB	R	H	RBI	BB	SO	LOB	TOP					
Mookie Wilson, S (1, 8) OBP: 0.316, SLG: 0.354	0-0 1-3		0-0 4-3		0-3 K	4-0 1B 2B BB		0-3 K		4	1	0	0	1	2	0	<p>New York Mets @ Montreal Expos Olympic Stadium, Montreal, QB Tue Jun 29 1982, 7:05 PM EDT Att: 29,194 - Unknown</p> <p>livebaseballscores.com</p> <p>AB 39 R 5 H 11 RBI 5 BB 4 SO 7 LOB 18</p> 					
John Stearns, R (1, 2) OBP: 0.397, SLG: 0.431	0-0 F9		0-0 1B		0-0 6-3	0-0 2B 1B		0-0 5-3		5	1	2	1	0	0							
Rusty Staub, L (1, 3) OBP: 0.293, SLG: 0.333 Ellis Valentine, R (6, PR) OBP: 0.242, SLG: 0.347 (8, 9)	0-0 F8		0-0 F5		0-0 E3 BB 1B	0-0 2B		0-0 FC6-4 1B		5	0	2	2	0	0	1						
George Foster, R (1, 7) OBP: 0.355, SLG: 0.407		0-0 2B 1B	0-3 K		0-0 1-2 1B	0-0 F8		0-0 FC6-4		5	0	2	0	0	1	3						
Mike Jorgensen, L (1, 9) OBP: 0.383, SLG: 0.367 (8, 3)	0-0 F8			4-0 1B 4-3 BB	4-0 1-2 2-3 BB			0-0 4-3		3	0	0	0	2	0	1						
Phil Mankowski, L (1, 5)	0-0 P4			0-0 F7	0-0 3-1			0-0 F9		5	0	0	0	0	0	5						
Wally Backman, S (1, 4) OBP: 0.362, SLG: 0.370	0-0 2B			0-0 4-3		0-0 WP 1B 2B		0-0 HR 1B		5	2	3	0	0	1	1						
Ron Gardenhire, R (1, 6) OBP: 0.286, SLG: 0.293	4-0 FC1-6 IBB			0-0 2-3 1B		0-0 B3 2-3		0-0 1-H HR		3	1	2	2	1	0	1						
Charlie Puleo, R (1, 1) OBP: 0.154, SLG: 0.120 Joel Youngblood, R (6, PH) OBP: 0.272, SLG: 0.351 Terry Leach, R (6, 1)	0-0 FC1-6			0-3 K		0-3 K		0-3 K		2	0	0	0	0	1	5						
Inning Stats	R: 0 E: 0 K: 0 S: 3	H: 0 LOB: 0 BB: 0 P: 3	R: 0 E: 0 K: 0 S: 5	H: 2 LOB: 3 BB: 1 P: 9	R: 0 E: 0 K: 1 S: 6	H: 1 LOB: 1 BB: 0 P: 6	R: 0 E: 0 K: 1 S: 6	H: 1 LOB: 2 BB: 1 P: 10	R: 0 E: 1 K: 1 S: 7	H: 1 LOB: 3 BB: 1 P: 11	R: 3 E: 0 K: 1 S: 8	H: 3 LOB: 1 BB: 1 P: 12	R: 2 E: 0 K: 1 S: 7	H: 2 LOB: 2 BB: 0 P: 7	R: 0 E: 0 K: 1 S: 6	H: 1 LOB: 1 BB: 0 P: 6	R: 0 E: 0 K: 1 S: 5	H: 0 LOB: 0 BB: 0 P: 5	1B: 7 2B: 3 3B: 0 HR: 1	SF: 0 SAC: 0 DP: 0 HBP: 0	WP: 1 PB: 0 CS: 0	PA: 43
PITCHER	IP WLS BF H R ER SO BB IBB HBP BLK WP HR S P ERA WHIP	5.2 L 6 2 2 2 4 3 0 0 0 1 0 8 8 4.76 1.941	1.1 L 6 2 2 2 1 0 0 0 0 0 1 8 8 13.50 1.500	2.0 L 7 1 0 0 2 0 0 0 0 0 0 0 11 11 0.00 0.500	PITCHER										IP WLS BF H R ER SO BB IBB HBP BLK WP HR S P ERA WHIP							

Batter	1	2	3	4	5	6	7	8	9	AB	R	H	RBI	BB	SO	LOB	BOTTOM	
Jerry White, S (1, 7) OBP: 0.316, SLG: 0.411 Dan Norman, R (7, PR) OBP: 0.344, SLG: 0.483 (8, 7)	0-0 4-3 1B		0-0 CS 1B		0-0 4-3 FC3-2 2B		0-0 5-3 SH5-4 1B		0-3 K	4	1	4	0	0	0	0	<p>New York Mets @ Montreal Expos Olympic Stadium, Montreal, QB Tue Jun 29 1982, 7:05 PM EDT Att: 29,194 - Unknown</p> <p>livebaseballscores.com</p> <p>AB 34 R 4 H 10 RBI 4 BB 4 SO 6 LOB 21</p> 	
Frank Taveras, R (1, 4) OBP: 0.220, SLG: 0.222 Jeff Reardon, R (8, 1) OBP: 0.250, SLG: 0.500 John Milner, L (9, PH) OBP: 0.241, SLG: 0.125	0-0 4-3		0-0 5-3		0-0 4-3		0-0 SH5-4		0-0 F9	3	0	0	0	0	0	3		
Andre Dawson, R (1, 8) OBP: 0.353, SLG: 0.495	0-0 3B 1B		4-0 S BB		0-0 FC3-2 HR		0-0 5-3		0-0 P6	4	2	1	1	1	0	4		
Al Oliver, L (1, 3) OBP: 0.390, SLG: 0.544	0-0 1-H FC3-2 3B		4-0 BB BB		0-0 1-H HR		0-0 6-3			3	1	2	3	1	0	2		
Gary Carter, R (1, 2) OBP: 0.371, SLG: 0.521	0-0 FC3-2		4-0 1-2 BB		4-0 BB				0-0 4-3 1B	2	0	1	0	2	0	1		
Warren Cromartie, L (1, 9) OBP: 0.338, SLG: 0.364	0-0 5-3		0-0 F5		0-0 G3			0-0 4-3		4	0	0	0	0	0	5		
Tim Wallach, R (1, 5) OBP: 0.336, SLG: 0.451		0-0 CS 1B		0-0 F7		0-3 K		0-0 P6		4	0	1	0	0	1	1		
Chris Speier, R (1, 6) OBP: 0.285, SLG: 0.341		0-0 E6 FC6-4		0-3 K		0-3 K		0-0 F8		4	0	0	0	0	2	2		
Steve Rogers, R (1, 1) OBP: 0.256, SLG: 0.162 Ray Burris, R (6, 1) OBP: 0.333, SLG: 0.313 Mike Gates, L (8, 4) OBP: 0.333, SLG: 0.386	0-0 FC6-4		0-0 K		0-3 K		0-3 K		0-0 1B	2	0	0	0	0	1	1		
Inning Stats	R: 2 E: 0 K: 0 S: 5	H: 3 LOB: 0 BB: 0 P: 5	R: 0 E: 1 K: 0 S: 4	H: 1 LOB: 1 BB: 0 P: 4	R: 0 E: 0 K: 2 S: 7	H: 0 LOB: 0 BB: 0 P: 7	R: 0 E: 0 K: 3 S: 9	H: 0 LOB: 0 BB: 0 P: 9	R: 0 E: 0 K: 0 S: 4	H: 1 LOB: 2 BB: 0 P: 4	R: 0 E: 0 K: 0 S: 4	H: 1 LOB: 1 BB: 0 P: 4	R: 0 E: 0 K: 1 S: 6	H: 1 LOB: 1 BB: 0 P: 6	1B: 7 2B: 2 3B: 1 HR: 1	SF: 0 SAC: 1 DP: 1 HBP: 0	WP: 0 PB: 0 SB: 0 CS: 2	PA: 39
PITCHER	IP WLS BF H R ER SO BB IBB HBP BLK WP HR S P ERA WHIP	5.0 W 15 3 0 0 4 0 0 0 0 0 0 23 23 0.00 0.750	PITCHER										IP WLS BF H R ER SO BB IBB HBP BLK WP HR S P ERA WHIP					

Batter	1	2	3	4	5	6	7	8	9	AB	R	H	RBI	BB	SO	LOB	TOP			
Mookie Wilson, S (1, 8) OBP: 0.314, SLG: 0.351										5	0	1	0	0	2	1				
John Stearns, R (1, 2) OBP: 0.356, SLG: 0.426										3	0	0	0	1	0	1				
Rusty Staub, L (1, 3) OBP: 0.316, SLG: 0.364										3	0	2	0	1	0	2				
George Foster, R (1, 7) OBP: 0.350, SLG: 0.401										4	0	0	0	0	3	6				
Mike Jorgensen, L (1, 9) OBP: 0.391, SLG: 0.365										3	0	1	0	1	1	3				
Phil Mankowski, L (1, 5) Dave Kingman, R (8, PH) Bob Bailor, R (8, 5) OBP: 0.297, SLG: 0.452 OBP: 0.329, SLG: 0.350										3	0	0	0	0	1	3				
Wally Backman, S (1, 4) OBP: 0.360, SLG: 0.364										3	1	0	0	1	0	3				
Ron Gardenhire, R (1, 6) OBP: 0.286, SLG: 0.303										4	0	1	1	0	1	0				
Pete Falcone, L (1, 1) Ed Lynch, R (7, 1) Gary Rajsich, L (9, PH) OBP: 0.125, SLG: 0.156 OBP: 0.256, SLG: 0.307										3	0	0	0	0	3	1				
Inning Stats	R: 0 E: 0 K: 2 S: 8	H: 1 LOB: 3 BB: 2 P: 16	R: 0 E: 0 K: 2 S: 7	H: 0 LOB: 0 BB: 0 P: 7	R: 0 E: 1 K: 1 S: 7	H: 1 LOB: 2 BB: 0 P: 7	R: 1 E: 0 K: 2 S: 8	H: 1 LOB: 1 BB: 1 P: 12	R: 0 E: 0 K: 1 S: 5	H: 0 LOB: 1 BB: 1 P: 9	R: 0 E: 0 K: 1 S: 5	H: 0 LOB: 0 BB: 0 P: 5	R: 0 E: 0 K: 1 S: 6	H: 2 LOB: 2 BB: 1 P: 10	R: 0 E: 0 K: 1 S: 5	H: 0 LOB: 0 BB: 0 P: 5	1B: 3 2B: 1 3B: 1 HR: 0	SF: 0 SAC: 0 DP: 1 HBP: 0	WP: 0 PB: 0 SB: 0 CS: 0	PA: 37
PITCHER	IP WLS BF H R ER SO BB IBB HBP BLK WP HR S P ERA WHIP																			
Bill Gullickson, R (1, 1) ERA: 3.79	7.1 W 32 5 1 1 10 4 0 0 0 0 0 0 48 64 1.23 1.227																			
Jeff Reardon, R (8, 1) ERA: 1.6	1.2 S 5 0 0 0 1 1 0 0 0 0 0 0 6 10 0.00 0.600																			

New York Mets @ Montreal Expos
Olympic Stadium, Montreal, QB
Wed Jun 30 1982, 7:05 PM EDT
Att: 22,385 - Unknown

AB 32
R 1
H 5
RBI 1
BB 5
SO 11
LOB 20





Batter	1	2	3	4	5	6	7	8	9	AB	R	H	RBI	BB	SO	LOB	BOTTOM			
Tim Raines, S (1, 7) OBP: 0.362, SLG: 0.387										4	0	1	0	0	0	0				
Frank Taveras, R (1, 4) OBP: 0.222, SLG: 0.259										4	0	1	0	0	0	1				
Tim Wallach, R (1, 5) OBP: 0.335, SLG: 0.460										4	1	1	1	0	0	1				
Al Oliver, L (1, 3) OBP: 0.389, SLG: 0.545										3	1	1	0	0	0	0				
Gary Carter, R (1, 2) OBP: 0.375, SLG: 0.534										2	2	1	1	1	0	0				
Warren Cromartie, L (1, 9) OBP: 0.338, SLG: 0.364										3	0	1	1	0	0	0				
Dan Norman, R (1, 8) OBP: 0.343, SLG: 0.452										2	0	0	0	1	1	0				
Chris Speier, R (1, 6) OBP: 0.282, SLG: 0.336										3	0	0	0	0	1	2				
Bill Gullickson, R (1, 1) Jeff Reardon, R (8, 1) OBP: 0.063, SLG: 0.063 OBP: 0.200, SLG: 0.400										2	0	0	0	0	2	0				
Inning Stats	R: 1 E: 0 K: 0 S: 4	H: 1 LOB: 0 BB: 0 P: 4	R: 1 E: 0 K: 0 S: 4	H: 1 LOB: 0 BB: 0 P: 4	R: 0 E: 0 K: 1 S: 5	H: 0 LOB: 0 BB: 0 P: 5	R: 0 E: 0 K: 0 S: 3	H: 0 LOB: 0 BB: 0 P: 3	R: 0 E: 0 K: 2 S: 7	H: 0 LOB: 0 BB: 0 P: 7	R: 0 E: 0 K: 1 S: 5	H: 1 LOB: 0 BB: 0 P: 5	R: 2 E: 0 K: 0 S: 4	H: 2 LOB: 1 BB: 2 P: 12	R: 0 E: 0 K: 0 S: 4	H: 1 LOB: 1 BB: 0 P: 4	1B: 2 2B: 2 3B: 1 HR: 2	SF: 0 SAC: 0 DP: 1 HBP: 0	WP: 1 PB: 0 SB: 0 CS: 1	PA: 30
PITCHER	IP WLS BF H R ER SO BB IBB HBP BLK WP HR S P ERA WHIP																			
Pete Falcone, L (1, 1) ERA: 3.53	6.1 L 25 5 4 4 4 1 1 0 0 0 1 0 2 31 39 5.68 0.947																			
Ed Lynch, R (7, 1) ERA: 3.86	1.2 5 1 0 0 0 0 0 0 0 0 1 0 5 5 0.00 0.600																			

New York Mets @ Montreal Expos
Olympic Stadium, Montreal, QB
Wed Jun 30 1982, 7:05 PM EDT
Att: 22,385 - Unknown

AB 28
R 4
H 6
RBI 3
BB 2
SO 4
LOB 4



Batter	1	2	3	4	5	6	7	8	9	AB	R	H	RBI	BB	SO	LOB	TOP				
Mookie Wilson, S OBP: 0.311, SLG: 0.346 (1, 8)	0-0 6-3		0-0 E5 1B		0-0 L5			0-3 K		4	1	0	0	0	1	1	<p>New York Mets @ Montreal Expos Olympic Stadium, Montreal, QB</p> <p>Thu Jul 01 1982, 3:33 AM EDT Att: 30,287 - Unknown</p> <p>livebaseballscores.com</p> <p>AB 33 R 2 H 7 RBI 1 BB 2 SO 9 LOB 9</p> 				
Bob Bailor, R OBP: 0.333, SLG: 0.354 (1, 5)	0-0 F7		0-0 1B			0-0 5-3		0-0 1B		4	0	2	1	0	0	0					
John Stearns, R OBP: 0.354, SLG: 0.423 (1, 2)	0-0 P3		0-0 1B			0-0 F8		0-0 F9		4	0	1	0	0	0	2					
Dave Kingman, R OBP: 0.292, SLG: 0.445 Mike Jorgensen, L OBP: 0.391, SLG: 0.365 (8, 3)		0-3 K	0-3 K			0-3 K		0-0 FC5		4	0	0	0	0	3	4					
George Foster, R OBP: 0.345, SLG: 0.395 Joel Youngblood, R OBP: 0.272, SLG: 0.351 (9, 7)		0-0 F3		0-0 F2			0-3 K		0-3 K	4	0	0	0	0	2	0					
Ellis Valentine, R OBP: 0.242, SLG: 0.345 (1, 9)	0-3 K			0-0 F8			0-0 F3		0-0 CS 1B	4	0	1	0	0	1	0					
Wally Backman, S OBP: 0.368, SLG: 0.365 (1, 4)			0-0 F2	0-0 CS 1B			4-0 BB		4-0 1-2 BB	2	0	1	0	2	0	0					
Ron Gardenhire, R OBP: 0.280, SLG: 0.297 (1, 6)			0-0 F7	0-0 CS 1-2	0-0 F8		0-3 K		0-0 F8	4	0	0	0	0	1	2					
Mike Scott, R OBP: 0.188, SLG: 0.290 Jesse Orosco, R (8, 1)			0-0 E		0-3 K				0-0 FC5	3	1	2	0	0	1	0					
Neil Allen, R OBP: 0.333, SLG: 0.200 (9, 1)			2B							0	0	0	0	0	0	0					
Inning Stats	R: 0 E: 0 K: 0 S: 3	H: 0 LOB: 0 BB: 0 P: 3	R: 0 E: 0 K: 2 S: 7	H: 0 LOB: 0 BB: 0 P: 7	R: 2 E: 1 K: 1 S: 9	H: 3 LOB: 2 BB: 0 P: 9	R: 0 E: 0 K: 0 S: 3	H: 1 LOB: 0 BB: 0 P: 3	R: 0 E: 0 K: 1 S: 5	H: 0 LOB: 0 BB: 0 P: 5	R: 0 E: 0 K: 2 S: 7	H: 0 LOB: 1 BB: 1 P: 11	R: 0 E: 0 K: 1 S: 5	H: 2 LOB: 2 BB: 0 P: 7	R: 0 E: 0 K: 1 S: 5	H: 1 LOB: 1 BB: 1 P: 9		1B: 5 2B: 2 3B: 0 HR: 0	SF: 0 SAC: 0 DP: 0 HBP: 0	WP: 0 PB: 0 SB: 0 CS: 2	PA: 36
PITCHER Scott Sanderson, R ERA: 2.65 (1, 1)	IP: 9.0 WLS: L BF: 35 H: 7 R: 2 ER: 0 SO: 9 BB: 2 IBB: 0 HBP: 0 BLK: 0 WP: 0 HR: 0 S: 51 P: 59 ERA: 0.00 WHIP: 1.000															PITCHER					

Batter	1	2	3	4	5	6	7	8	9	AB	R	H	RBI	BB	SO	LOB	BOTTOM						
Tim Raines, S OBP: 0.359, SLG: 0.388 (1, 7)	0-0 F8	0-0 5-3			0-0 4-3 2B		0-0 L4		0-0 5-3	5	0	1	0	0	0	3	<p>New York Mets @ Montreal Expos Olympic Stadium, Montreal, QB</p> <p>Thu Jul 01 1982, 3:33 AM EDT Att: 30,287 - Unknown</p> <p>livebaseballscores.com</p> <p>AB 30 R 1 H 6 RBI 1 BB 4 SO 2 LOB 13</p> 						
Frank Taveras, R OBP: 0.212, SLG: 0.246 Mike Gates, L OBP: 0.327, SLG: 0.378 (8, PH) (9, 4)	0-0 6-3		0-0 F3		0-0 4-3			0-0 L7		3	0	0	0	0	0	1							
Tim Wallach, R OBP: 0.333, SLG: 0.454 (1, 5)	4-0 1B BB		0-0 1-3		0-0 F8			0-0 F9		3	1	0	0	1	0	1							
Al Oliver, L OBP: 0.391, SLG: 0.545 (1, 3)	0-0 1B 1-2		0-0 F5			0-0 F7		0-0 E 1B		4	0	2	0	0	0	0							
Gary Carter, R OBP: 0.373, SLG: 0.529 (1, 2)	0-0 1-2 2H 1B			0-0 F8		0-0 L5		0-0 E5		4	0	1	1	0	0	1							
Warren Cromartie, L OBP: 0.360, SLG: 0.390 (1, 9)	0-0 F7			4-0 S BB		4-0 PO BB		0-0 G3		2	0	0	0	2	0	4							
Dan Norman, R OBP: 0.333, SLG: 0.412 (1, 8)			0-0 G3		0-3 K		0-0 PO 1-2	0-0 F8		3	0	0	0	1	1	1							
Chris Speier, R OBP: 0.286, SLG: 0.341 (1, 6)			0-0 SH1-3 1B		0-0 P3 1-2			0-0 SH3-4 1B		3	0	2	0	0	0	1							
Scott Sanderson, R OBP: 0.194, SLG: 0.172 John Milner, L OBP: 0.233, SLG: 0.120 (9, PH)			0-0 SH1-3			0-3 K		0-0 SH3-4		1	0	0	0	0	1	0							
Inning Stats	R: 1 E: 0 K: 0 S: 5	H: 2 LOB: 2 BB: 1 P: 9	R: 0 E: 0 K: 0 S: 4	H: 1 LOB: 1 BB: 0 P: 4	R: 0 E: 0 K: 0 S: 3	H: 0 LOB: 0 BB: 0 P: 3	R: 0 E: 0 K: 1 S: 5	H: 0 LOB: 1 BB: 1 P: 9	R: 0 E: 0 K: 1 S: 6	H: 1 LOB: 1 BB: 0 P: 6	R: 0 E: 0 K: 0 S: 2	H: 0 LOB: 0 BB: 1 P: 6	R: 0 E: 0 K: 0 S: 4	H: 1 LOB: 1 BB: 0 P: 4	R: 0 E: 1 K: 0 S: 5	H: 1 LOB: 2 BB: 0 P: 5		R: 0 E: 0 K: 0 S: 3	H: 0 LOB: 1 BB: 1 P: 7	1B: 5 2B: 1 3B: 0 HR: 0	SF: 0 SAC: 3 DP: 0 HBP: 0	WP: 0 PB: 0 SB: 1 CS: 0	PA: 38
PITCHER Mike Scott, R ERA: 4.37 Jesse Orosco, L ERA: 2.65 Neil Allen, R ERA: 2.68 (1, 1) (8, 1) (9, 1)	IP: 7.2 WLS: W BF: 32 H: 6 R: 1 ER: 1 SO: 2 BB: 3 IBB: 0 HBP: 0 BLK: 0 WP: 0 HR: 0 S: 33 P: 45 ERA: 1.17 WHIP: 1.174															PITCHER							

Batter	1	2	3	4	5	6	7	8	9	AB	R	H	RBI	BB	SO	LOB	TOP				
Bob Dernier, R OBP: 0.350, SLG: 0.341	K			F7		F4	G4-6-3			4	0	0	0	0	1	1					
Pete Rose, S OBP: 0.397, SLG: 0.377 Sid Monge, S (6, 1)	1-6-3			BB				K		2	0	1	0	1	0	0					
Greg Gross, L OBP: 0.342, SLG: 0.319										0	0	0	0	0	0	0					
Gary Matthews, R OBP: 0.346, SLG: 0.448	F2			K		F9		L3		4	0	0	0	0	1	2					
Mike Schmidt, R OBP: 0.439, SLG: 0.488		F8		F7				1B	1B	3	1	1	0	1	0	1					
George Vukovich, L OBP: 0.296, SLG: 0.381 Ron Reed, R OBP: 0.286, SLG: 0.500	K				P6			1B	1B	4	1	2	0	0	1	0					
Ozzie Virgil, R OBP: 0.342, SLG: 0.429								1B	1B	0	0	0	0	0	0	0					
								1B	1B	3	1	1	1	1	0	2					
Manny Trillo, R OBP: 0.313, SLG: 0.308			K		L9					4	1	1	1	0	1	1					
Ivan De Jesus, R OBP: 0.300, SLG: 0.289			F9		F9			4-3		4	0	1	1	0	0	1					
Marty Bystrom, R Porfi Altamirano, R OBP: 0.333, SLG: 0.333 Len Matuszek, L OBP: 0.161, SLG: 0.143			6-3					F8		1	0	0	0	0	0	0					
								SF8		2	0	0	1	0	0	0					
Inning Stats	R: 0 E: 0 K: 1 S: 5	H: 0 LOB: 0 BB: 0 P: 5	R: 0 E: 0 K: 1 S: 5	H: 0 LOB: 0 BB: 0 P: 5	R: 0 E: 0 K: 1 S: 5	H: 0 LOB: 0 BB: 0 P: 5	R: 0 E: 0 K: 0 S: 3	H: 0 LOB: 1 BB: 1 P: 9	R: 0 E: 0 K: 0 S: 3	H: 1 LOB: 1 BB: 0 P: 4	R: 4 E: 0 K: 0 S: 6	H: 4 LOB: 0 BB: 1 P: 10	R: 0 E: 0 K: 1 S: 7	H: 2 LOB: 2 BB: 0 P: 7	R: 0 E: 0 K: 0 S: 3	H: 0 LOB: 0 BB: 0 P: 3	1B: 6 2B: 1 3B: 0 HR: 0	SF: 1 SAC: 0 DP: 1 HBP: 0	WP: 0 PB: 0 SB: 0 CS: 0	PA: 36	
PITCHER	IP	WLS	BF	H	R	ER	SO	BB	IBB	HBP	BLK	WP	HR	S	P	ERA	WHIP				
Craig Swan, R ERA: 3.55	6.0	W	25	4	4	4	4	3	0	0	0	0	0	30	42	6.00	1.167				
Terry Leach, R ERA:	3.0	S	11	3	0	0	1	0	0	0	0	0	0	13	13	0.00	1.000				

Philadelphia Phillies @ New York Mets
Shea Stadium, Flushing, NY
Fri Jul 02 1982, 7:05 PM EDT
Att: 17,528 - Unknown

AB 32
R 4
H 7
RBI 4
BB 3
SO 5
LOB 8



Batter	1	2	3	4	5	6	7	8	9	AB	R	H	RBI	BB	SO	LOB	BOTTOM				
Mookie Wilson, S OBP: 0.312, SLG: 0.348	4-3 SF9	WP 2B		4-3		L4		F8		4	1	1	2	1	0	1					
John Stearns, R OBP: 0.353, SLG: 0.418	4-3	K		5-3						3	0	0	0	1	1	3					
Rusty Staub, L OBP: 0.325, SLG: 0.377 Joel Youngblood, R OBP: 0.272, SLG: 0.351	SF9			1B 4-3	E 1B	F9				3	1	2	2	0	0	1					
Dave Kingman, R OBP: 0.292, SLG: 0.442 Mike Jorgensen, L OBP: 0.391, SLG: 0.365	6-3			4-3 WP 1B	E7			K		4	1	1	0	0	1	1					
George Foster, R OBP: 0.344, SLG: 0.393		K	K			6-3				4	0	1	0	0	2	2					
Ron Hodges, L OBP: 0.338, SLG: 0.466		BB 2B	WP 4-3	G6-4-3				K		3	1	1	0	1	1	1					
Wally Backman, S OBP: 0.375, SLG: 0.370		BB 2B	4-3							3	2	2	1	1	0	2					
Ron Gardenhire, R OBP: 0.284, SLG: 0.303		BB 2B	F9							3	1	1	1	1	0	2					
Craig Swan, R OBP: 0.222, SLG: 0.067 Terry Leach, R ERA: 3.28	K			4-3 1B		F9		K		2	1	0	0	1	1	3					
										1	0	0	0	0	1	0					
Inning Stats	R: 1 E: 0 K: 0 S: 3	H: 0 LOB: 0 BB: 1 P: 7	R: 3 E: 0 K: 3 S: 10	H: 1 LOB: 3 BB: 3 P: 22	R: 2 E: 0 K: 1 S: 8	H: 3 LOB: 1 BB: 0 P: 8	R: 1 E: 1 K: 0 S: 4	H: 1 LOB: 2 BB: 1 P: 8	R: 0 E: 0 K: 0 S: 3	H: 0 LOB: 1 BB: 1 P: 7	R: 0 E: 0 K: 2 S: 7	H: 0 LOB: 0 BB: 0 P: 7	R: 1 E: 0 K: 1 S: 6	H: 2 LOB: 0 BB: 0 P: 6	R: 0 E: 0 K: 0 S: 3	H: 0 LOB: 0 BB: 0 P: 3	1B: 7 2B: 2 3B: 0 HR: 0	SF: 1 SAC: 0 DP: 1 HBP: 0	WP: 2 PB: 0 SB: 1 CS: 0	PA: 37	
PITCHER	IP	WLS	BF	H	R	ER	SO	BB	IBB	HBP	BLK	WP	HR	S	P	ERA	WHIP				
Marty Bystrom, R ERA: 4.22	3.0	L	18	4	7	7	4	5	0	0	0	0	0	21	41	21.00	3.000				
Porfi Altamirano, R ERA: 5.12	2.0		8	3	0	0	0	0	0	0	0	0	0	8	8	0.00	1.500				
Sid Monge, L ERA: 4.08	2.0		7	0	0	0	2	1	0	0	0	0	0	10	14	0.00	0.500				
Ron Reed, R ERA: 3.28	1.0		4	2	1	1	1	0	0	0	0	0	0	6	6	9.00	2.000				

Philadelphia Phillies @ New York Mets
Shea Stadium, Flushing, NY
Fri Jul 02 1982, 7:05 PM EDT
Att: 17,528 - Unknown

AB 30
R 8
H 9
RBI 6
BB 6
SO 7
LOB 16



Batter	1	2	3	4	5	6	7	8	9	AB	R	H	RBI	BB	SO	LOB	TOP			
Bob Dernier, R OBP: 0.348, SLG: 0.339 (1, 8)	F8	1B			1-3		F8	2-3		5	1	1	0	0	0	2	Philadelphia Phillies @ New York Mets Shea Stadium, Flushing, NY Sun Jul 04 1982, 3:33 AM EDT Unknown			
Pete Rose, S OBP: 0.358, SLG: 0.377 (1, 3)	SF8	1B			L7		1-3		K	5	1	2	2	0	1	0				
Gary Matthews, R OBP: 0.347, SLG: 0.448 Greg Gross, L OBP: 0.342, SLG: 0.319 (9, 7)	E6	K			4-3		F7		HR	5	1	2	0	0	1	1				
Mike Schmidt, R OBP: 0.434, SLG: 0.498 (1, 5)	SF8				K		F9		K	4	1	1	3	0	2	0				
Bo Diaz, R OBP: 0.358, SLG: 0.516 (1, 2)	L8				6-3		FC6-4	BB	1B	5	1	2	0	0	0	1				
George Vukovich, L OBP: 0.308, SLG: 0.405 (1, 9)		HR			K		FC6-4	BB	1B	3	2	1	1	2	1	1				
Manny Trillo, R OBP: 0.307, SLG: 0.302 (1, 4)	6-3				L6		FC6-4	BB	1B	5	1	0	0	0	0	4				
Ivan De Jesus, R OBP: 0.303, SLG: 0.293 (1, 6)	F8				F8		1-2	2-3	1B	4	0	2	2	0	0	0				
Steve Carlton, L OBP: 0.240, SLG: 0.340 (1, 1)	1B	E	1B	1B	4-3		F6		1-3	4	1	2	1	0	0	2				
Inning Stats	R: 1 E: 1 K: 0 S: 5	H: 2 LOB: 1 BB: 0 P: 5	R: 3 E: 1 K: 1 S: 9	H: 4 LOB: 1 BB: 0 P: 9	R: 0 E: 0 K: 2 S: 7	H: 0 LOB: 0 BB: 0 P: 7	R: 0 E: 0 K: 0 S: 3	H: 0 LOB: 0 BB: 0 P: 3	R: 0 E: 0 K: 0 S: 3	H: 2 LOB: 2 BB: 1 P: 9	R: 0 E: 0 K: 0 S: 3	H: 0 LOB: 0 BB: 0 P: 3	R: 2 E: 1 K: 1 S: 8	H: 2 LOB: 2 BB: 1 P: 12	R: 2 E: 0 K: 1 S: 8	H: 3 LOB: 1 BB: 0 P: 8	1B: 10 2B: 1 3B: 0 HR: 2	SF: 1 SAC: 0 DP: 0 HBP: 0	WP: 0 PB: 0 SB: 0 CS: 0	PA: 43
PITCHER	IP	WLS	BF	H	R	ER	SO	BB	IBB	HBP	BLK	WP	HR	S	P	ERA	WHIP			
Charlie Puleo, R ERA: 4.07 (1, 1)	8.1	L	39	11	8	4	5	2	0	0	0	0	1	47	55	4.32	1.560			
Neil Allen, R ERA: 2.85 (9, 1)	0.2		4	2	1	1	0	0	0	0	0	0	1	4	4	13.50	3.000			

AB	40
R	9
H	13
RBI	9
BB	2
SO	5
LOB	11



Batter	1	2	3	4	5	6	7	8	9	AB	R	H	RBI	BB	SO	LOB	BOTTOM					
Mookie Wilson, S OBP: 0.319, SLG: 0.354 (1, 8)	4-3		E	1B	1B		S		E7	4	4	3	0	1	0	0	Philadelphia Phillies @ New York Mets Shea Stadium, Flushing, NY Sun Jul 04 1982, 3:33 AM EDT Unknown					
Bob Bailor, R OBP: 0.341, SLG: 0.367 (1, 4)	2B		E	1B	S		F8		P5	5	1	3	0	0	0	2						
George Foster, R OBP: 0.345, SLG: 0.393 (1, 7)	P6		K		1-2	2-H	K		BB	5	1	2	2	0	2	4						
Dave Kingman, R OBP: 0.294, SLG: 0.451 (1, 3)	K		E8		F3		HR		1B	4	1	1	2	1	1	3						
Joel Youngblood, R OBP: 0.270, SLG: 0.346 (1, 9)		K	K		K		L5		FC6-4	5	0	1	1	0	3	3						
John Stearns, R OBP: 0.354, SLG: 0.419 (1, 5)		BB			F7		P6		FC6-4	4	0	1	0	1	0	4						
Ron Hodges, L OBP: 0.316, SLG: 0.435 (1, 2)	K				L8		K		K	4	0	0	0	0	3	2						
Ron Gardenhire, R OBP: 0.279, SLG: 0.296 (1, 6)	F9				K		K		5-3	4	0	0	0	0	2	2						
Charlie Puleo, R OBP: 0.138, SLG: 0.107 (1, 1)					K		K		L7	3	0	0	0	0	2	1						
Neil Allen, R OBP: 0.333, SLG: 0.200 (9, 1)					L3		K			0	0	0	0	0	0	0						
Ellis Valentine, R OBP: 0.240, SLG: 0.342 (9, PH)							K			1	0	0	0	0	0	0						
Inning Stats	R: 0 E: 0 K: 1 S: 6	H: 1 LOB: 1 BB: 0 P: 6	R: 0 E: 0 K: 2 S: 7	H: 0 LOB: 1 BB: 1 P: 11	R: 2 E: 1 K: 3 S: 12	H: 2 LOB: 1 BB: 0 P: 12	R: 0 E: 0 K: 1 S: 6	H: 1 LOB: 0 BB: 0 P: 6	R: 1 E: 0 K: 1 S: 8	H: 3 LOB: 2 BB: 0 P: 8	R: 0 E: 0 K: 3 S: 9	H: 0 LOB: 0 BB: 0 P: 9	R: 2 E: 0 K: 1 S: 6	H: 1 LOB: 0 BB: 1 P: 10	R: 0 E: 0 K: 1 S: 5	H: 0 LOB: 0 BB: 0 P: 5	R: 2 E: 1 K: 0 S: 6	H: 3 LOB: 2 BB: 1 P: 10	1B: 8 2B: 2 3B: 0 HR: 1	SF: 0 SAC: 0 DP: 0 HBP: 0	WP: 0 PB: 0 SB: 0 CS: 0	PA: 42
PITCHER	IP	WLS	BF	H	R	ER	SO	BB	IBB	HBP	BLK	WP	HR	S	P	ERA	WHIP					
Steve Carlton, L ERA: 3.67 (1, 1)	9.0	W	42	11	7	5	13	3	0	0	0	0	1	65	77	5.00	1.556					



Batter	1	2	3	4	5	6	7	8	9	AB	R	H	RBI	BB	SO	LOB	TOP										
Bob Dernier, R OBP: 0.352, SLG: 0.341 (1, 8)										4	0	2	0	1	1	2											
Pete Rose, S OBP: 0.385, SLG: 0.373 George Vukovich, L OBP: 0.303, SLG: 0.398 (1, 3) (4, 9)										3	0	0	0	0	0	4											
Gary Matthews, R OBP: 0.348, SLG: 0.445 Greg Gross, L OBP: 0.342, SLG: 0.319 (1, 7) (9, 7)										4	1	1	0	1	0	1											
Mike Schmidt, R OBP: 0.430, SLG: 0.495 (1, 5)										5	1	1	0	0	2	3											
Bo Diaz, R OBP: 0.365, SLG: 0.521 (1, 2)										5	3	4	1	0	0	0											
Bill Robinson, R OBP: 0.306, SLG: 0.461 (1, 9) (4, 3)										5	0	3	2	0	0	2											
Manny Trillo, R OBP: 0.308, SLG: 0.304 (1, 4)										5	1	2	0	0	0	5											
Ivan De Jesus, R OBP: 0.305, SLG: 0.303 (1, 6)										4	1	2	3	0	1	2											
Mike Krukow, R OBP: 0.231, SLG: 0.256 (1, 1)										3	0	2	1	0	0	2											
Inning Stats	R: 0 E: 0 K: 0 S: 4	H: 1 LOB: 1 BB: 0 P: 4	R: 3 E: 0 K: 0 S: 6	H: 4 LOB: 1 BB: 1 P: 10	R: 2 E: 0 K: 0 S: 7	H: 4 LOB: 2 BB: 0 P: 7	R: 0 E: 0 K: 0 S: 3	H: 1 LOB: 0 BB: 0 P: 3	R: 0 E: 0 K: 1 S: 4	H: 2 LOB: 1 BB: 0 P: 4	R: 0 E: 0 K: 1 S: 7	H: 2 LOB: 2 BB: 0 P: 7	R: 0 E: 0 K: 2 S: 8	H: 1 LOB: 1 BB: 1 P: 8	R: 2 E: 0 K: 2 S: 9	H: 2 LOB: 1 BB: 1 P: 13	1B: 14 2B: 3 3B: 1 HR: 0	SF: 0 SAC: 1 DP: 3 HBP: 0	WP: 1 PB: 0 SB: 1 CS: 0	PA: 43							
PITCHER	IP	WLS	BF	H	R	ER	SO	BB	IBB	HBP	BLK	WP	HR	S	P	ERA	WHIP										
Randy Jones, L ERA: 4.97 (1, 1)	2.1	L	15	8	5	5	0	1	0	0	0	0	0	14	18	19.29	3.857										
Ed Lynch, R ERA: 3.66 (3, 1)	2.2		9	2	0	0	0	0	0	0	0	0	0	9	9	0.00	0.750										
Tom Hausman, R ERA: 2.92 (6, 1)	0.2		2	1	0	0	0	0	0	0	0	0	0	2	2	0.00	1.500										
Pat Zachry, R ERA: 4.5 (6, 1)	1.1		7	3	0	0	1	0	0	0	0	0	0	9	9	0.00	2.250										
Jesse Orosco, L ERA: 2.89 (8, 1)	2.0		10	3	2	2	4	1	0	0	0	1	0	17	21	9.00	2.000										

Philadelphia Phillies @ New York Mets
Shea Stadium, Flushing, NY
Sun Jul 04 1982, 3:38 AM EDT
Att: 20,897 - Unknown

AB 40
R 7
H 17
RBI 7
BB 2
SO 5
LOB 21



Batter	1	2	3	4	5	6	7	8	9	AB	R	H	RBI	BB	SO	LOB	BOTTOM										
Mookie Wilson, S OBP: 0.315, SLG: 0.349 (1, 8)										4	0	0	0	0	0	4											
Wally Backman, S OBP: 0.382, SLG: 0.375 (1, 4)										3	1	2	0	1	0	0											
Mike Jorgensen, L OBP: 0.382, SLG: 0.345 (1, 9)										3	0	0	0	1	2	2											
Rusty Staub, L OBP: 0.310, SLG: 0.356 (1, 3)										4	0	0	0	0	1	4											
Gary Rajsich, L OBP: 0.279, SLG: 0.329 (1, 7)										4	1	3	1	0	0	0											
Ron Hodges, L OBP: 0.307, SLG: 0.439 (1, 2)										4	0	1	0	0	2	3											
Phil Mankowski, L OBP: 0.167, SLG: 0.167 (1, 5)										4	0	2	0	0	1	2											
Ron Gardenhire, R OBP: 0.275, SLG: 0.294 Bob Bailor, R OBP: 0.339, SLG: 0.365 (9, PH)										2	0	0	1	0	0	1											
Randy Jones, R OBP: 0.290, SLG: 0.160 Ed Lynch, R OBP: 0.347, SLG: 0.395 George Foster, R OBP: 0.347, SLG: 0.395 Tom Hausman, R OBP: 0.306, SLG: 0.461 Pat Zachry, R OBP: 0.296, SLG: 0.346 Joel Youngblood, R OBP: 0.383, SLG: 0.418 Jesse Orosco, R OBP: 0.303, SLG: 0.304 John Stearns, R OBP: 0.303, SLG: 0.418 (1, 1) (3, 1) (5, PH) (6, 1) (6, 1) (7, PH) (8, 1) (9, PH)										0	0	0	0	0	0	0											
Inning Stats	R: 0 E: 0 K: 0 S: 3	H: 0 LOB: 0 BB: 0 P: 3	R: 0 E: 0 K: 0 S: 3	H: 0 LOB: 0 BB: 0 P: 3	R: 0 E: 0 K: 0 S: 3	H: 0 LOB: 0 BB: 0 P: 3	R: 0 E: 0 K: 1 S: 6	H: 1 LOB: 1 BB: 0 P: 6	R: 1 E: 0 K: 1 S: 8	H: 3 LOB: 2 BB: 0 P: 8	R: 0 E: 0 K: 3 S: 10	H: 1 LOB: 2 BB: 1 P: 14	R: 0 E: 0 K: 0 S: 3	H: 1 LOB: 1 BB: 1 P: 7	R: 1 E: 0 K: 1 S: 6	H: 2 LOB: 1 BB: 1 P: 10	R: 0 E: 0 K: 0 S: 3	H: 1 LOB: 0 BB: 0 P: 3	1B: 8 2B: 1 3B: 0 HR: 0	SF: 1 SAC: 0 DP: 3 HBP: 0	WP: 0 PB: 0 SB: 1 CS: 0	PA: 36					
PITCHER	IP	WLS	BF	H	R	ER	SO	BB	IBB	HBP	BLK	WP	HR	S	P	ERA	WHIP										
Mike Krukow, R ERA: 2.6 (1, 1)	9.0	W	36	9	2	2	6	3	0	0	0	0	0	45	57	2.00	1.333										

Philadelphia Phillies @ New York Mets
Shea Stadium, Flushing, NY
Sun Jul 04 1982, 3:38 AM EDT
Att: 20,897 - Unknown

AB 32
R 2
H 9
RBI 2
BB 3
SO 6
LOB 18



Batter	1	2	3	4	5	6	7	8	9	AB	R	H	RBI	BB	SO	LOB	TOP			
Steve Sax, R OBP: 0.342, SLG: 0.343 (1, 4)	F7	F8	4-3			F8			F9	5	0	0	0	0	0	3				
Bill Russell, R OBP: 0.353, SLG: 0.317 (1, 6)	6-3	E5		F8			F7		2B	5	1	1	0	0	0	1				
Dusty Baker Jr., R OBP: 0.355, SLG: 0.488 (1, 7)	BB	F7		L4			4-3		F8	5	1	1	0	0	0	3				
Ron Cey, R OBP: 0.341, SLG: 0.434 (1, 5)	BB			HR		F8			2B	4	1	2	2	1	0	0				
Steve Garvey, R OBP: 0.277, SLG: 0.411 (1, 3)	BB		F8		P3			4-3	6-3	4	0	0	0	1	0	1				
Mike Marshall, R OBP: 0.444, SLG: 0.824 Ken Landreaux, L OBP: 0.376, SLG: 0.411 (8, PR)	BB				K			6-3		3	1	2	2	1	1	0				
Ron Roenicke, S OBP: 0.309, SLG: 0.273 (8, 9)	F8				P6			6-3		4	0	0	0	0	1	4				
Steve Yeager, R OBP: 0.333, SLG: 0.363 (1, 2)		F2				5-3				2	0	0	0	2	0	0				
Bob Welch, R OBP: 0.208, SLG: 0.200 (1, 1)						1-3			1-3	4	0	2	0	0	0	2				
Inning Stats	R: 1 E: 0 K: 0 S: 4	H: 1 LOB: 3 BB: 3 P: 16	R: 0 E: 1 K: 0 S: 5	H: 1 LOB: 2 BB: 0 P: 5	R: 2 E: 0 K: 1 S: 8	H: 3 LOB: 2 BB: 1 P: 12	R: 0 E: 0 K: 0 S: 3	H: 0 LOB: 0 BB: 0 P: 3	R: 0 E: 0 K: 1 S: 5	H: 0 LOB: 0 BB: 0 P: 5	R: 0 E: 0 K: 0 S: 3	H: 0 LOB: 0 BB: 0 P: 3	R: 0 E: 0 K: 0 S: 4	H: 1 LOB: 2 BB: 1 P: 8	R: 1 E: 0 K: 0 S: 5	H: 2 LOB: 1 BB: 0 P: 5	1B: 3 2B: 3 3B: 0 HR: 2	SF: 0 SAC: 0 DP: 0 HBP: 0	WP: 0 PB: 0 SB: 1 CS: 0	PA: 41
PITCHER	IP	WLS	BF	H	R	ER	SO	BB	IBB	HBP	BLK	WP	HR	S	P	ERA	WHIP			
Pete Falcone, L ERA: 3.55 (1, 1)	7.0	L	31	5	3	3	2	4	0	0	0	0	2	31	47	3.86	1.286			
Terry Leach, R ERA: 0.69 (8, 1)	2.0		10	3	1	1	0	0	1	0	0	0	0	9	13	4.50	1.500			

Los Angeles Dodgers @ New York Mets
Shea Stadium, Flushing, NY
Mon Jul 05 1982, 7:05 PM EDT
Att: 38,270 - Unknown

livebaseballscorecards.com

AB 36
R 4
H 8
RBI 4
BB 5
SO 2
LOB 14



Batter	1	2	3	4	5	6	7	8	9	AB	R	H	RBI	BB	SO	LOB	BOTTOM					
Mookie Wilson, S OBP: 0.315, SLG: 0.348 (1, 8)	K		F9			G3				4	0	1	0	0	1	0						
Bob Bailor, R OBP: 0.331, SLG: 0.356 (1, 4)	L6		F8			4-3				4	0	0	0	0	1	1						
Rusty Staub, L OBP: 0.319, SLG: 0.364 (1, 9)										4	0	2	0	0	0	0						
Dave Kingman, R OBP: 0.293, SLG: 0.459 (1, 3)	F7									4	1	1	1	0	1	2						
George Foster, R OBP: 0.343, SLG: 0.389 (1, 7)										4	0	0	0	0	0	0						
John Stearns, R OBP: 0.355, SLG: 0.421 (1, 5)										3	0	1	0	1	2	0						
Ron Hodges, L OBP: 0.305, SLG: 0.426 (1, 2)										2	0	0	0	1	1	1						
Ron Gardenhire, R OBP: 0.271, SLG: 0.289 (1, 6)										3	0	0	0	0	2	3						
Pete Falcone, L OBP: 0.118, SLG: 0.147 Gary Rajsich, L OBP: 0.276, SLG: 0.325 Terry Leach, R (8, 1)										2	0	0	0	0	0	2						
Inning Stats	R: 0 E: 0 K: 1 S: 6	H: 1 LOB: 1 BB: 0 P: 6	R: 0 E: 0 K: 1 S: 6	H: 1 LOB: 2 BB: 1 P: 10	R: 0 E: 0 K: 1 S: 6	H: 1 LOB: 1 BB: 0 P: 6	R: 0 E: 0 K: 2 S: 7	H: 0 LOB: 1 BB: 1 P: 11	R: 0 E: 0 K: 0 S: 3	H: 0 LOB: 0 BB: 0 P: 3	R: 1 E: 0 K: 1 S: 6	H: 1 LOB: 0 BB: 0 P: 6	R: 0 E: 0 K: 0 S: 3	H: 0 LOB: 0 BB: 0 P: 3	R: 0 E: 0 K: 1 S: 5	H: 1 LOB: 0 BB: 0 P: 5	R: 0 E: 0 K: 1 S: 5	H: 0 LOB: 0 BB: 0 P: 5	1B: 3 2B: 2 3B: 0 HR: 1	SF: 0 SAC: 0 DP: 1 HBP: 0	WP: 0 PB: 0 SB: 0 CS: 1	PA: 33
PITCHER	IP	WLS	BF	H	R	ER	SO	BB	IBB	HBP	BLK	WP	HR	S	P	ERA	WHIP					
Bob Welch, R ERA: 3.49 (1, 1)	9.0	W	33	5	1	1	8	2	0	0	0	0	1	47	55	1.00	0.778					

Los Angeles Dodgers @ New York Mets
Shea Stadium, Flushing, NY
Mon Jul 05 1982, 7:05 PM EDT
Att: 38,270 - Unknown

livebaseballscorecards.com

AB 31
R 1
H 5
RBI 1
BB 2
SO 8
LOB 9



Batter	1	2	3	4	5	6	7	8	9	AB	R	H	RBI	BB	SO	LOB	TOP					
Steve Sax, R (1,4) OBP: 0.346, SLG: 0.343	6-3 BB		SH3-1			2B		6-3	K	3	1	2	2	1	1							
Ken Landreaux, L (1,8) OBP: 0.376, SLG: 0.415	6-3		F7					E8		5	0	2	1	0	0	4						
Jorge Orta, L (1,9) Mark Belanger, R (7,6) OBP: 0.344, SLG: 0.286	6-3		F7					K		4	1	1	1	0	0	3						
Ron Cey, R (1,5) OBP: 0.345, SLG: 0.433	5-3									3	1	1	0	2	0	0						
Rick Monday, L (1,7) OBP: 0.418, SLG: 0.529			F7							3	1	0	1	1	0	3						
Steve Garvey, R (1,3) Mike Marshall, R (2,3) OBP: 0.276, SLG: 0.409 OBP: 0.455, SLG: 0.737	6-3								K	1	0	0	0	0	0							
Steve Yeager, R (1,2) OBP: 0.346, SLG: 0.385										2	1	0	0	2	1	1						
Bill Russell, R (1,6) Ron Roenicke, S (7,PH) OBP: 0.351, SLG: 0.314 OBP: 0.314, SLG: 0.281	FC6-4									5	1	3	1	0	0	1						
Dave Stewart, R (1,1) Terry Forster, L (7,1) OBP: 0.200, SLG: 0.200 OBP: 0.313, SLG: 0.214										2	1	0	1	0	0	1						
Jose Morales, R (9,PH) Steve Howe, L (9,1) OBP: 0.313, SLG: 0.214 OBP: 0.313, SLG: 0.214										2	1	1	0	0	1	2						
Inning Stats	R: 1 E: 0 K: 0 S: 3	H: 0 LOB: 0 BB: 1 P: 7	R: 0 E: 0 K: 0 S: 4	H: 1 LOB: 1 BB: 0 P: 4	R: 0 E: 0 K: 0 S: 4	H: 1 LOB: 1 BB: 0 P: 4	R: 0 E: 0 K: 0 S: 2	H: 0 LOB: 0 BB: 1 P: 6	R: 1 E: 0 K: 0 S: 5	H: 2 LOB: 1 BB: 1 P: 9	R: 4 E: 3 K: 0 S: 6	H: 1 LOB: 1 BB: 2 P: 14	R: 2 E: 0 K: 1 S: 8	H: 3 LOB: 2 BB: 1 P: 12	R: 0 E: 1 K: 1 S: 6	H: 1 LOB: 2 BB: 1 P: 10	R: 1 E: 0 K: 2 S: 9	H: 3 LOB: 1 BB: 0 P: 9	1B: 10 2B: 2 3B: 0 HR: 0	SF: 1 SAC: 3 DP: 2 HBP: 0	WP: 0 PB: 0 SB: 1 CS: 0	PA: 46
PITCHER	IP	WLS	BF	H	R	ER	SO	BB	IBB	HBP	BLK	WP	HR	S	P	ERA	WHIP					
Mike Scott, R (1,1) ERA: 4.38	6.0	L	31	7	8	3	0	5	0	0	0	0	0	26	46	4.50	2.000					
Pat Zachry, R (7,1) ERA: 4.44	1.0		5	1	0	0	1	1	0	0	0	0	0	6	10	0.00	2.000					
Neil Allen, R (8,1) ERA: 2.93	2.0		10	4	1	1	3	1	0	0	0	0	0	15	19	4.50	2.500					

Los Angeles Dodgers @ New York Mets
Shea Stadium, Flushing, NY
Tue Jul 06 1982, 7:05 PM EDT
Att: 20,816 - Unknown

AB	35
R	9
H	12
RBI	8
BB	7
SO	4
LOB	19



Batter	1	2	3	4	5	6	7	8	9	AB	R	H	RBI	BB	SO	LOB	BOTTOM				
Mookie Wilson, S (1,8) OBP: 0.313, SLG: 0.346	F9	6-3							FC4-6	5	0	1	1	0	1	5					
Bob Bailor, R (1,5) OBP: 0.323, SLG: 0.346	6-3		F8						FC6-4	5	0	0	0	0	1	4					
Rusty Staub, L (1,9) OBP: 0.316, SLG: 0.358			F9							4	0	1	0	0	0	1					
Dave Kingman, R (1,3) OBP: 0.293, SLG: 0.456	P6									4	0	1	0	0	0	1					
George Foster, R (1,7) OBP: 0.342, SLG: 0.398			F8							4	1	1	1	0	0	1					
Ron Hodges, L (1,2) OBP: 0.398, SLG: 0.458										4	1	1	1	0	1	0					
Wally Backman, S (1,4) OBP: 0.384, SLG: 0.374										3	0	1	0	1	0	0					
Ron Gardenhire, R (1,6) OBP: 0.280, SLG: 0.300										3	1	2	0	1	0	0					
Mike Scott, R (1,1) Pat Zachry, R (7,1) Gary Rajsich, L (7,PH) Joel Youngblood, R (7,PH) Neil Allen, R (8,1) Ellis Valentine, R (9,PH) OBP: 0.176, SLG: 0.273 ERA: 3.92 OBP: 0.345, SLG: 0.347										2	0	0	0	0	2	2					
Inning Stats	R: 0 E: 0 K: 0 S: 4	H: 1 LOB: 1 BB: 0 P: 4	R: 1 E: 0 K: 1 S: 8	H: 3 LOB: 2 BB: 0 P: 8	R: 0 E: 0 K: 0 S: 4	H: 1 LOB: 1 BB: 0 P: 4	R: 0 E: 0 K: 1 S: 5	H: 0 LOB: 0 BB: 0 P: 5	R: 0 E: 0 K: 2 S: 3	H: 0 LOB: 0 BB: 0 P: 3	R: 0 E: 0 K: 2 S: 7	H: 0 LOB: 2 BB: 2 P: 15	R: 1 E: 0 K: 0 S: 4	H: 1 LOB: 0 BB: 0 P: 4	R: 0 E: 0 K: 0 S: 5	H: 2 LOB: 1 BB: 0 P: 5	1B: 6 2B: 1 3B: 0 HR: 2	SF: 0 SAC: 0 DP: 0 HBP: 0	WP: 0 PB: 0 SB: 1 CS: 0	PA: 38	
PITCHER	IP	WLS	BF	H	R	ER	SO	BB	IBB	HBP	BLK	WP	HR	S	P	ERA	WHIP				
Dave Stewart, R (1,1) ERA: 3.76	6.0	W	26	6	1	1	4	2	0	0	0	0	0	32	40	1.50	1.333				
Terry Forster, L (7,1) ERA: 3.92	2.0		7	1	1	1	2	0	0	0	0	0	1	11	11	4.50	0.500				
Steve Howe, L (9,1) ERA: 1.58	1.0		5	2	1	1	0	0	0	0	0	0	0	5	5	9.00	2.000				

Los Angeles Dodgers @ New York Mets
Shea Stadium, Flushing, NY
Tue Jul 06 1982, 7:05 PM EDT
Att: 20,816 - Unknown


AB	36
R	3
H	9
RBI	3
BB	2
SO	6
LOB	16




Batter	1	2	3	4	5	6	7	8	9	AB	R	H	RBI	BB	SO	LOB	TOP			
Alan Wiggins, S OBP: 0.316, SLG: 0.306 (1, 8)	F6		5-3		5-3		1B	FC4		5	2	1	0	0	0	2	San Diego Padres @ New York Mets Shea Stadium, Flushing, NY Sat Jul 10 1982, 7:05 PM EDT Att: 51,515 - Unknown			
Gene Richards, L OBP: 0.353, SLG: 0.383 (1, 7)	S		HR		E		1B	1B		5	2	5	3	0	0	0				
Garry Templeton, S OBP: 0.295, SLG: 0.391 Dave Dravecky, R (8, 1)	K		K		E5		K	6-3		5	0	0	0	0	3	5				
Sixto Lezcano, R OBP: 0.360, SLG: 0.423 (1, 9)	E2				F2		K			5	0	1	1	0	1	2				
Kurt Bevacqua, R OBP: 0.329, SLG: 0.317 Broderick Perkins, L (7, PH) (7, 3)	K				BB		L4			3	1	1	0	0	1	3				
Luis Salazar, R OBP: 0.282, SLG: 0.337 (1, 5)					6-3					5	0	1	0	0	1	0				
Joe Pittman, R OBP: 0.275, SLG: 0.300 (1, 4)					4-3		6-3			3	1	1	0	1	0	0				
Steve Swisher, R OBP: 0.240, SLG: 0.375 Joe Lefebvre, L (8, PH) (8, 2)					4-3		K			3	0	0	0	0	2	3				
John Curtis, L OBP: 0.281, SLG: 0.344 Mario Ramirez, R OBP: 0.240, SLG: 0.217 Floyd Chiffer, R (7, 1)					F7		6-3			2	0	1	1	0	0	0				
Terry Kennedy, L OBP: 0.306, SLG: 0.478 Tim Flannery, L OBP: 0.328, SLG: 0.329 (8, 6)					1-2		1B			1	0	1	1	0	0	0				
Inning Stats	R: 1 E: 1 K: 2 S: 9	H: 1 LOB: 1 BB: 0 P: 9	R: 0 E: 0 K: 0 S: 3	H: 0 LOB: 0 BB: 0 P: 3	R: 1 E: 0 K: 1 S: 6	H: 1 LOB: 0 BB: 0 P: 6	R: 1 E: 0 K: 1 S: 7	H: 3 LOB: 2 BB: 1 P: 11	R: 0 E: 1 K: 1 S: 5	H: 0 LOB: 0 BB: 0 P: 5	R: 1 E: 0 K: 1 S: 8	H: 3 LOB: 2 BB: 0 P: 8	R: 3 E: 0 K: 1 S: 9	H: 4 LOB: 1 BB: 0 P: 9	R: 0 E: 0 K: 0 S: 3	H: 0 LOB: 0 BB: 0 P: 3	1B: 12 2B: 0 3B: 0 HR: 1	SF: 0 SAC: 0 DP: 0 HBP: 0	WP: 0 PB: 0 SB: 2 CS: 0	PA: 42
PITCHER	IP WLS BF H R ER SO BB IBB HBP BLK WP HR S P ERA WHIP																			
Pete Falcone, L ERA: 3.58 (1, 1)	6.2 W 31 9 4 3 7 1 0 0 0 0 0 1 44 48 4.05 1.500																			
Neil Allen, R ERA: 3.29 (7, 1)	1.0 7 4 3 3 1 0 0 0 0 0 0 0 9 9 27.00 4.000																			
Terry Leach, R ERA: 2.35 (8, 1)	1.1 S 4 0 0 0 0 0 0 0 0 0 0 0 4 4 0.00 0.000																			

Batter	1	2	3	4	5	6	7	8	9	AB	R	H	RBI	BB	SO	LOB	BOTTOM			
Joel Youngblood, R OBP: 0.284, SLG: 0.359 (1, 4)	F9					F7				4	1	2	2	0	0	0	San Diego Padres @ New York Mets Shea Stadium, Flushing, NY Sat Jul 10 1982, 7:05 PM EDT Att: 51,515 - Unknown			
Rusty Staub, L OBP: 0.291, SLG: 0.316 Mookie Wilson, S OBP: 0.319, SLG: 0.353 (7, 8)	4-3				2B	F7		SH5-3		4	0	0	0	0	1	2				
George Foster, R OBP: 0.346, SLG: 0.408 (1, 7)	F8				HR		K	E4		5	1	2	0	0	1	1				
Dave Kingman, R OBP: 0.289, SLG: 0.459 Mike Jorgensen, L OBP: 0.397, SLG: 0.345 (8, 3)					E1		1B	1B		3	2	1	1	1	0	2				
Ellis Valentine, R OBP: 0.257, SLG: 0.373 (7, 9)					HR		1B	3-1		1	1	1	1	0	0	0				
Ron Hodges, L OBP: 0.300, SLG: 0.453 (1, 2)					HR		1B	3-1		4	2	2	3	1	0	2				
Wally Backman, S OBP: 0.266, SLG: 0.361 Phil Mankowski, L OBP: 0.158, SLG: 0.176 (7, 5)					HR		1B	1B		4	1	2	1	1	0	4				
Ron Gardenhire, R OBP: 0.280, SLG: 0.295 (1, 6)					SH1-3		S	P4		3	0	1	0	0	2	0				
Pete Falcone, L OBP: 0.111, SLG: 0.139 Neil Allen, R OBP: 0.266, SLG: 0.167 Terry Leach, R (8, 1)	F9				4-3		SF8			0	0	0	1	0	0	0				
Inning Stats	R: 0 E: 0 K: 0 S: 3	H: 0 LOB: 0 BB: 0 P: 3	R: 1 E: 0 K: 0 S: 4	H: 2 LOB: 0 BB: 0 P: 4	R: 0 E: 0 K: 1 S: 6	H: 1 LOB: 1 BB: 0 P: 6	R: 5 E: 1 K: 0 S: 8	H: 4 LOB: 1 BB: 1 P: 12	R: 0 E: 0 K: 0 S: 3	H: 0 LOB: 0 BB: 0 P: 3	R: 2 E: 0 K: 2 S: 9	H: 2 LOB: 2 BB: 2 P: 17	R: 1 E: 1 K: 0 S: 5	H: 1 LOB: 2 BB: 0 P: 6	R: 0 E: 0 K: 0 S: 3	H: 0 LOB: 0 BB: 0 P: 3		1B: 9 2B: 1 3B: 0 HR: 2	SF: 1 SAC: 2 DP: 0 HBP: 1	WP: 0 PB: 0 SB: 1 CS: 1
PITCHER	IP WLS BF H R ER SO BB IBB HBP BLK WP HR S P ERA WHIP																			
John Curtis, L ERA: 3.77 (1, 1)	6.0 L 29 9 6 3 1 2 0 0 0 0 0 0 2 29 37 4.50 1.833																			
Floyd Chiffer, R ERA: 2.95 (7, 1)	1.0 7 2 2 2 2 2 0 0 0 0 0 0 9 17 18.00 4.000																			
Dave Dravecky, L ERA: 3.68 (8, 1)	1.0 6 1 1 1 0 0 0 0 1 0 0 0 5 6 9.00 1.000																			

AB 41
R 7
H 13
RBI 6
BB 1
SO 8
LOB 17



AB 34
R 9
H 12
RBI 9
BB 4
SO 3
LOB 18



Batter	1	2	3	4	5	6	7	8	9	AB	R	H	RBI	BB	SO	LOB	TOP					
Gene Richards, L (1,7) OBP: 0.354, SLG: 0.384	1-3		SH5-4 3B	1B FC6-4		3-1			4-3	5	2	0	0	0	0	1						
Tim Flannery, L (1,4) OBP: 0.325, SLG: 0.327	K		SH5-4	FC6-4 1B		4-3			F7	4	0	1	0	0	1	0						
Garry Templeton, S (1,6) OBP: 0.294, SLG: 0.394	F8			FC6-4 1B					F7	5	1	1	3	0	0	1						
Ruppert Jones, L (1,8) OBP: 0.416, SLG: 0.488				F8					F8	4	0	1	0	0	1	2						
Sixto Lezcano, R (1,9) OBP: 0.362, SLG: 0.428						K			F9	4	0	2	1	0	1	0						
Terry Kennedy, L (1,2) OBP: 0.305, SLG: 0.473				HBP		F8			K	3	0	0	0	0	1	1						
Broderick Perkins, L (1,3) OBP: 0.355, SLG: 0.358			1-3			4-3			P4	4	0	1	0	0	0	2						
Luis Salazar, R (1,5) OBP: 0.262, SLG: 0.336	4-3					F8			E5	4	1	1	0	0	0	2						
Tim Lollar, L (1,1) OBP: 0.309, SLG: 0.500										4	2	2	1	0	1	2						
Eric Show, R (9,1) OBP: 0.091, SLG: 0.091			SH5-4 3B	1B		HR			K	0	0	0	0	0	0	0						
Inning Stats	R: 0 E: 0 K: 1 S: 5	H: 0 LOB: 0 BB: 0 P: 5	R: 0 E: 0 K: 0 S: 5	H: 3 LOB: 2 BB: 0 P: 5	R: 3 E: 0 K: 1 S: 9	H: 4 LOB: 2 BB: 0 P: 10	R: 2 E: 0 K: 0 S: 6	H: 3 LOB: 1 BB: 0 P: 6	R: 0 E: 0 K: 1 S: 5	H: 0 LOB: 0 BB: 0 P: 5	R: 1 E: 1 K: 0 S: 4	H: 1 LOB: 0 BB: 0 P: 4	R: 0 E: 0 K: 0 S: 3	H: 0 LOB: 0 BB: 0 P: 3	R: 0 E: 1 K: 2 S: 8	H: 0 LOB: 1 BB: 0 P: 8	R: 0 E: 0 K: 0 S: 3	H: 0 LOB: 0 BB: 0 P: 3	1B: 8 2B: 1 3B: 1 HR: 1	SF: 0 SAC: 1 DP: 0 HBP: 1	WP: 1 PB: 0 SB: 1 CS: 0	PA: 39
PITCHER	IP	WLS	BF	H	R	ER	SO	BB	IBB	HBP	BLK	WP	HR	S	P	ERA	WHIP					
Mike Scott, R (1,1) ERA: 4.63	3.1	L	19	9	5	5	2	0	0	1	0	0	1	22	23	13.50	2.700					
Brent Gaff, R (4,1) ERA:	3.2		13	2	1	0	1	0	0	0	0	1	0	15	15	0.00	0.545					
Pat Zachry, R (8,1) ERA: 4.31	2.0		7	0	0	0	2	0	0	0	0	0	0	11	11	0.00	0.000					

San Diego Padres @ New York Mets
Shea Stadium, Flushing, NY
Sun Jul 11 1982, 3:33 AM EDT
Att: 20,240 - Unknown

AB	37
R	6
H	11
RBI	5
BB	0
SO	5
LOB	11



Batter	1	2	3	4	5	6	7	8	9	AB	R	H	RBI	BB	SO	LOB	BOTTOM					
Joel Youngblood, R (1,4) OBP: 0.276, SLG: 0.349	F9		FC6		P4		FC6		P4	5	0	0	0	0	0	4						
Rusty Staub, L (1,9) OBP: 0.287, SLG: 0.303	4-3				F7		P2		4-3	4	1	0	0	1	0	2						
George Foster, R (1,7) OBP: 0.348, SLG: 0.416	F9				6-3				F8	4	1	2	0	0	0	0						
Dave Kingman, R (1,3) OBP: 0.295, SLG: 0.459									F8	2	0	1	0	2	0	1						
Ellis Valentine, R (1,8) OBP: 0.256, SLG: 0.370									F9	1	0	0	0	0	0	1						
Mookie Wilson, S (4,PH) OBP: 0.320, SLG: 0.356									F9	3	0	1	1	0	0	3						
John Stearns, R (1,2) OBP: 0.356, SLG: 0.425									FC5-4	3	0	1	1	0	0	3						
Wally Backman, S (1,5) OBP: 0.383, SLG: 0.359									PO	4	0	1	0	0	0	3						
Ron Gardenhire, R (1,6) OBP: 0.280, SLG: 0.295									FC3-6	4	0	1	0	0	1	1						
Mike Scott, R (1,1) OBP: 0.171, SLG: 0.265									FC3-6	1	0	0	0	0	1	1						
Brent Gaff, R (4,1) ERA:									K	0	0	0	0	1	0	0						
Gary Rajsich, L (7,PH) OBP: 0.267, SLG: 0.313									K	1	0	0	0	0	1	1						
Pat Zachry, R (8,1) ERA:									K	0	0	0	0	0	0	0						
Mike Jorgensen, L (9,PH) OBP: 0.405, SLG: 0.356									K	1	0	1	0	0	0	0						
Inning Stats	R: 0 E: 0 K: 0 S: 3	H: 0 LOB: 0 BB: 0 P: 3	R: 0 E: 0 K: 0 S: 2	H: 0 LOB: 0 BB: 1 P: 6	R: 0 E: 0 K: 1 S: 6	H: 1 LOB: 1 BB: 0 P: 6	R: 0 E: 0 K: 0 S: 5	H: 2 LOB: 2 BB: 0 P: 5	R: 0 E: 0 K: 1 S: 5	H: 0 LOB: 1 BB: 1 P: 9	R: 1 E: 0 K: 0 S: 4	H: 1 LOB: 2 BB: 2 P: 12	R: 0 E: 0 K: 1 S: 6	H: 1 LOB: 1 BB: 0 P: 6	R: 1 E: 0 K: 0 S: 5	H: 2 LOB: 1 BB: 0 P: 5	R: 0 E: 0 K: 0 S: 4	H: 1 LOB: 1 BB: 0 P: 4	1B: 5 2B: 3 3B: 0 HR: 0	SF: 1 SAC: 0 DP: 0 HBP: 0	WP: 0 PB: 0 SB: 0 CS: 0	PA: 39
PITCHER	IP	WLS	BF	H	R	ER	SO	BB	IBB	HBP	BLK	WP	HR	S	P	ERA	WHIP					
Tim Lollar, L (1,1) ERA: 2.71	8.0	W	34	7	2	2	3	4	0	0	0	0	0	36	52	2.25	1.375					
Eric Show, R (9,1) ERA: 2.09	1.0		4	1	0	0	0	0	0	0	0	0	0	4	4	0.00	1.000					

San Diego Padres @ New York Mets
Shea Stadium, Flushing, NY
Sun Jul 11 1982, 3:33 AM EDT
Att: 20,240 - Unknown

AB	33
R	2
H	8
RBI	2
BB	4
SO	3
LOB	20



Batter	1	2	3	4	5	6	7	8	9	AB	R	H	RBI	BB	SO	LOB	TOP								
Mookie Wilson, S OBP: 0.321, SLG: 0.368 (1, 8)	G3			6-3		1-H HR	5-3		2B	5	1	2	2	0	0	2									
John Stearns, R OBP: 0.354, SLG: 0.425 (1, 2)	4-3			L5		PB SF8 2B		K	K	5	1	1	0	0	2	1									
George Foster, R OBP: 0.349, SLG: 0.416 (1, 7)	5-3			HR 1B		SF8 2-H		1B BB BB		2	1	1	1	1	0	0									
Dave Kingman, R OBP: 0.297, SLG: 0.469 Mike Jorgensen, L OBP: 0.405, SLG: 0.356 (8, PR) (8, 3)		6-3		HR 1B		K		1B BB		3	1	1	2	1	1	0									
Ellis Valentine, R OBP: 0.256, SLG: 0.367 (1, 9)	F8			1-3		6-3		1-2 BB		4	0	1	0	0	0	0									
Joel Youngblood, R OBP: 0.276, SLG: 0.343 (1, 4)	1-3				F3		SH1-4 HBP	F8		3	0	0	0	0	0	3									
Wally Backman, S OBP: 0.363, SLG: 0.356 Phil Mankowski, L OBP: 0.150, SLG: 0.167 (7, 5)			K		6-3		SH1-4 BB	4-3		2	0	0	0	1	1	0									
Ron Gardenhire, R OBP: 0.276, SLG: 0.291 (1, 6)			K		G3		SH1-4 1-2 2-3		F8	3	0	0	0	0	1	0									
Charlie Puleo, R OBP: 0.176, SLG: 0.152 Terry Leach, R (7, 1)			5-3			HR 1B	4-3		F3	3	1	1	0	0	0	2									
Inning Stats	R: 0 E: 0 K: 0 S: 3	H: 0 LOB: 0 BB: 0 P: 3	R: 0 E: 0 K: 0 S: 3	H: 0 LOB: 0 BB: 0 P: 3	R: 0 E: 0 K: 2 S: 7	H: 0 LOB: 0 BB: 0 P: 7	R: 2 E: 0 K: 0 S: 5	H: 2 LOB: 0 BB: 0 P: 5	R: 0 E: 0 K: 0 S: 3	H: 0 LOB: 0 BB: 0 P: 3	R: 3 E: 0 K: 1 S: 8	H: 3 LOB: 0 BB: 0 P: 8	R: 0 E: 0 K: 0 S: 3	H: 0 LOB: 2 BB: 1 P: 8	R: 0 E: 0 K: 1 S: 6	H: 1 LOB: 3 BB: 2 P: 14	R: 0 E: 0 K: 1 S: 6	H: 1 LOB: 1 BB: 0 P: 6	1B: 3 2B: 2 3B: 0 HR: 2	SF: 1 SAC: 1 DP: 0 HBP: 1	WP: 0 PB: 1 SB: 0 CS: 0	PA: 38			
PITCHER	IP	WLS	BF	H	R	ER	SO	BB	IBB	HBP	BLK	WP	HR	S	P	ERA	WHIP								
Jerry Reuss, L ERA: 3.4 (1, 1)	6.0	L	23	5	5	4	3	0	0	0	0	0	2	29	29	6.00	0.833								
Alejandro Pena, R ERA: 4.54 (7, 1)	0.0		2	0	0	0	0	1	0	1	0	0	0	0	5	∞	∞								
Terry Forster, L ERA: 3.97 (7, 1)	2.0		9	1	0	0	1	2	0	0	0	0	0	9	17	0.00	1.500								
Tom Niedenfuer, R ERA: 4.3 (9, 1)	1.0		4	1	0	0	1	0	0	0	0	0	0	6	6	0.00	1.000								

New York Mets @ Los Angeles Dodgers
Dodger Stadium, Los Angeles, CA
 Thu Jul 15 1982, 7:05 PM PDT
 Att: 39,330 - Unknown

AB	32
R	5
H	7
RBI	5
BB	3
SO	5
LOB	11



Batter	1	2	3	4	5	6	7	8	9	AB	R	H	RBI	BB	SO	LOB	BOTTOM								
Steve Sax, R OBP: 0.342, SLG: 0.339 (1, 4)	1B BB		F9		F9		E4 4-3 1B		K	4	1	1	0	1	1	0									
Bill Russell, R OBP: 0.353, SLG: 0.309 (1, 6)	6-3 1-2 1B		6-3		6-3		4-3 2-3		F7	5	0	1	0	0	0	1									
Dusty Baker Jr., R OBP: 0.359, SLG: 0.490 (1, 7)	6-3 1-2		HBP 1B		E S BB		1B BB		1B	3	0	2	0	2	0	1									
Pedro Guerrero, R OBP: 0.339, SLG: 0.515 (1, 8)	5-3		1-2 HBP		F8 1-3		F3		5-3	4	0	0	0	0	5										
Ron Cey, R OBP: 0.333, SLG: 0.411 (1, 5)		1-6-3 1B	F8		F8		FC4-6 1-2 3-H 1B			4	1	2	1	0	0	2									
Steve Garvey, R OBP: 0.272, SLG: 0.401 (1, 3)		1-6-3 1-2		K		BB 1B	FC4-6 1-2			4	0	1	0	0	1	3									
Mike Marshall, R OBP: 0.422, SLG: 0.632 (1, 9)		P3		5-3		1-2 BB		F9		3	0	0	0	1	0	1									
Mike Scioscia, L OBP: 0.300, SLG: 0.276 (1, 2)		2-H 1B		BB		F7		6-3		3	0	1	1	1	0	2									
Jerry Reuss, L OBP: 0.236, SLG: 0.227 Rick Monday, L OBP: 0.292, SLG: 0.533 Alejandro Pena, R Terry Forster, L Jorge Orta, L Tom Niedenfuer, R (1, 1) (6, PR) (7, 1) (7, 1) (8, PR) (9, 1)			K		K		F7		4-3	2	0	0	0	0	2	2									
Inning Stats	R: 0 E: 0 K: 0 S: 3	H: 1 LOB: 1 BB: 1 P: 7	R: 1 E: 0 K: 1 S: 7	H: 2 LOB: 1 BB: 0 P: 7	R: 0 E: 0 K: 2 S: 7	H: 0 LOB: 1 BB: 1 P: 11	R: 0 E: 0 K: 0 S: 3	H: 0 LOB: 1 BB: 1 P: 7	R: 0 E: 0 K: 0 S: 4	H: 1 LOB: 2 BB: 1 P: 8	R: 1 E: 1 K: 0 S: 5	H: 2 LOB: 2 BB: 1 P: 9	R: 0 E: 0 K: 0 S: 3	H: 0 LOB: 0 BB: 0 P: 3	R: 0 E: 0 K: 1 S: 6	H: 1 LOB: 1 BB: 0 P: 6	1B: 8 2B: 0 3B: 0 HR: 0	SF: 0 SAC: 0 DP: 0 HBP: 1	WP: 0 PB: 0 SB: 1 CS: 0	PA: 40					
PITCHER	IP	WLS	BF	H	R	ER	SO	BB	IBB	HBP	BLK	WP	HR	S	P	ERA	WHIP								
Charlie Puleo, R ERA: 4.05 (1, 1)	6.2	W	32	7	2	2	3	5	0	1	0	0	0	32	53	2.70	1.800								
Terry Leach, R ERA: 2.04 (7, 1)	2.1	S	8	1	0	0	1	0	0	0	0	0	0	10	10	0.00	0.429								

New York Mets @ Los Angeles Dodgers
Dodger Stadium, Los Angeles, CA
 Thu Jul 15 1982, 7:05 PM PDT
 Att: 39,330 - Unknown

AB	34
R	2
H	8
RBI	2
BB	5
SO	4
LOB	19



Batter	1	2	3	4	5	6	7	8	9	AB	R	H	RBI	BB	SO	LOB	TOP								
Mookie Wilson, S OBP: 0.322, SLG: 0.374 (1, 8)										5	2	1	0	0	0	2									
John Stearns, R OBP: 0.351, SLG: 0.420 (1, 2)										5	1	2	0	0	0	2									
George Foster, R OBP: 0.341, SLG: 0.493 Joel Youngblood, R OBP: 0.280, SLG: 0.346 (1, 7) (9, 7)										5	1	1	1	1	0	13									
Dave Kingman, R OBP: 0.310, SLG: 0.502 Mike Jorgensen, L OBP: 0.405, SLG: 0.356 (9, PR) (9, 3)										3	1	1	0	2	0	0									
Ellis Valentine, R OBP: 0.254, SLG: 0.363 (1, 9)										5	0	1	1	0	1	4									
Phil Mankowski, L OBP: 0.241, SLG: 0.231 (1, 5)										5	1	2	1	0	0	1									
Wally Backman, S OBP: 0.381, SLG: 0.361 (1, 4)										3	1	2	2	2	0	0									
Ron Gardenhire, R OBP: 0.278, SLG: 0.296 (1, 6)										5	0	0	0	0	1	7									
Mike Scott, R OBP: 0.162, SLG: 0.250 Craig Swan, R OBP: 0.250, SLG: 0.118 (1, 1) (6, 1)										2	0	0	0	0	1	0									
Inning Stats	R: 1 E: 1 K: 0 S: 5	H: 1 LOB: 1 BB: 0 P: 5	R: 0 E: 0 K: 0 S: 3	H: 0 LOB: 0 BB: 0 P: 3	R: 0 E: 0 K: 1 S: 5	H: 0 LOB: 0 BB: 0 P: 5	R: 0 E: 0 K: 1 S: 5	H: 0 LOB: 0 BB: 0 P: 5	R: 1 E: 0 K: 0 S: 4	H: 1 LOB: 0 BB: 0 P: 4	R: 2 E: 1 K: 2 S: 10	H: 2 LOB: 3 BB: 2 P: 18	R: 0 E: 0 K: 0 S: 4	H: 1 LOB: 1 BB: 0 P: 4	R: 2 E: 0 K: 0 S: 7	H: 4 LOB: 2 BB: 0 P: 7	R: 2 E: 0 K: 0 S: 5	H: 2 LOB: 2 BB: 2 P: 13	1B: 9 2B: 0 3B: 1 HR: 1	SF: 0 SAC: 0 DP: 0 HBP: 0	WP: 0 PB: 0 SB: 5 CS: 0	PA: 44			
PITCHER	IP	WLS	BF	H	R	ER	SO	BB	IBB	HBP	BLK	WP	HR	S	P	ERA	WHIP								
Bob Welch, R ERA: 3.49 (1, 1)	6.0	L	26	4	4	1	4	2	0	0	0	0	1	32	40	1.50	1.000								
Tom Niedenfuer, R ERA: 4.39 (7, 1)	1.2		10	5	2	2	0	0	0	0	0	0	0	10	10	10.80	3.000								
Steve Shirley, L ERA: 4.66 (8, 1)	1.1		8	2	2	2	0	1	1	0	0	0	0	6	14	13.50	2.250								

New York Mets @ Los Angeles Dodgers
 Dodger Stadium, Los Angeles, CA
 Sun Jul 18 1982, 3:33 AM PDT
 Att: 47,595 - Unknown

AB	40
R	8
H	11
RBI	6
BB	4
SO	4
LOB	19



Batter	1	2	3	4	5	6	7	8	9	AB	R	H	RBI	BB	SO	LOB	BOTTOM								
Steve Sax, R OBP: 0.341, SLG: 0.335 (1, 4)										4	1	0	0	1	0	3									
Bill Russell, R OBP: 0.399, SLG: 0.309 (1, 6)										4	0	2	0	0	0	2									
Dusty Baker Jr., R OBP: 0.362, SLG: 0.500 (1, 7)										4	0	1	1	0	0	1									
Pedro Guerrero, R OBP: 0.344, SLG: 0.521 (1, 8)										3	0	0	0	1	1	2									
Ron Cey, R OBP: 0.338, SLG: 0.422 (1, 5)										4	1	1	0	0	2	4									
Steve Garvey, R OBP: 0.271, SLG: 0.399 (1, 3)										4	1	0	0	0	0	2									
Mike Marshall, R OBP: 0.439, SLG: 0.574 (1, 9)										3	0	1	0	1	1	1									
Mike Scioscia, L OBP: 0.302, SLG: 0.281 (1, 2)										4	0	2	2	0	0	1									
Bob Welch, R OBP: 0.192, SLG: 0.184 Rick Monday, L OBP: 0.399, SLG: 0.525 Tom Niedenfuer, R (1, 1) (6, PH) (7, 1)										2	0	0	0	0	0	3									
Steve Shirley, L OBP: 1.000, SLG: 1.000 Ron Roenicke, S OBP: 0.337, SLG: 0.299 (8, 1) (9, PH)										1	0	0	0	0	0	0									
Inning Stats	R: 1 E: 0 K: 0 S: 3	H: 0 LOB: 1 BB: 0 P: 7	R: 1 E: 0 K: 1 S: 7	H: 2 LOB: 1 BB: 0 P: 7	R: 0 E: 0 K: 2 S: 9	H: 2 LOB: 2 BB: 0 P: 9	R: 1 E: 1 K: 0 S: 6	H: 2 LOB: 2 BB: 0 P: 6	R: 0 E: 0 K: 1 S: 5	H: 0 LOB: 1 BB: 1 P: 9	R: 0 E: 0 K: 0 S: 3	H: 0 LOB: 1 BB: 1 P: 7	R: 0 E: 1 K: 0 S: 4	H: 0 LOB: 1 BB: 0 P: 4	R: 0 E: 0 K: 0 S: 3	H: 0 LOB: 0 BB: 0 P: 3	R: 0 E: 0 K: 0 S: 4	H: 1 LOB: 1 BB: 0 P: 4	1B: 5 2B: 2 3B: 0 HR: 0	SF: 1 SAC: 1 DP: 0 HBP: 0	WP: 0 PB: 0 SB: 3 CS: 0	PA: 39			
PITCHER	IP	WLS	BF	H	R	ER	SO	BB	IBB	HBP	BLK	WP	HR	S	P	ERA	WHIP								
Mike Scott, R ERA: 4.58 (1, 1)	5.0	W	25	6	3	2	4	3	0	0	1	0	0	30	42	3.60	1.800								
Craig Swan, R ERA: 3.35 (6, 1)	4.0	S	14	1	0	0	0	0	0	0	0	0	0	14	14	0.00	0.250								

New York Mets @ Los Angeles Dodgers
 Dodger Stadium, Los Angeles, CA
 Sun Jul 18 1982, 3:33 AM PDT
 Att: 47,595 - Unknown

AB	34
R	3
H	7
RBI	3
BB	3
SO	4
LOB	20



Batter	1	2	3	4	5	6	7	8	9	AB	R	H	RBI	BB	SO	LOB	TOP		
Mookie Wilson, S OBP: 0.320, SLG: 0.376 (1, 8)	4-3		L6		K			F8	SF7	4	0	0	1	0	1	2			
Hubie Brooks, R OBP: 0.316, SLG: 0.326 (1, 5)	G3		4-3			4-3		G3	1B	5	0	1	1	0	0	1			
Rusty Staub, L OBP: 0.296, SLG: 0.312 (1, 7)	1B			WP	1B	4-3		1B	F7	5	0	4	1	0	0	2			
Dave Kingman, R OBP: 0.307, SLG: 0.489 (1, 3)	1-2			K	1B	4-3		5-3		3	0	0	0	1	1	3			
Gary Rajsich, L OBP: 0.273, SLG: 0.326 (1, 9)	F7		F8		G3				SF8	4	1	1	0	0	0	4			
Ron Hodges, L OBP: 0.390, SLG: 0.427 (1, 2)		F3		K			G3		1B	3	1	0	0	1	1	1			
Wally Backman, S OBP: 0.389, SLG: 0.360 (1, 4)		6-3			6-3		G6-4-3	1B	E1	3	1	0	0	1	0	2			
Ron Gardenhire, R OBP: 0.284, SLG: 0.300 (1, 6)		6-3			6-3		G6-4-3	SF8		3	0	0	1	0	0	1			
Brent Gaff, R Ed Lynch, R Randy Jones, R Joel Youngblood, R Mike Scott, R Bob Bailor, R (1, 1) (5, 1) (7, 1) (8, PH) (8, PH) (9, PH) (9, PH)			4-3					G3	1B	1	0	0	0	1	0	0			
Inning Stats	R: 0 E: 0 K: 0 S: 4	H: 1 LOB: 2 BB: 1 P: 8	R: 0 E: 0 K: 0 S: 3	H: 0 LOB: 0 BB: 0 P: 3	R: 0 E: 0 K: 2 S: 8	H: 1 LOB: 1 BB: 0 P: 8	R: 0 E: 0 K: 1 S: 5	H: 0 LOB: 1 BB: 1 P: 9	R: 0 E: 0 K: 0 S: 4	H: 1 LOB: 1 BB: 0 P: 4	R: 0 E: 0 K: 0 S: 2	H: 0 LOB: 0 BB: 1 P: 6	R: 1 E: 0 K: 0 S: 5	H: 2 LOB: 1 BB: 0 P: 5	R: 3 E: 1 K: 0 S: 6	H: 2 LOB: 2 BB: 1 P: 11	1B: 7 2B: 0 3B: 0 HR: 0	SF: 2 SAC: 0 DP: 1 HBP: 1	WP: 1 PA: 39 PB: 0 SB: 0 CS: 0
PITCHER Andy Hawkins, R ERA: 4.5 (1, 1)	IP: 9.0 WLS: W BF: 39 H: 7 R: 4 ER: 2 SO: 3 BB: 4 IBB: 0 HBP: 1 BLK: 0 WP: 1 HR: 0 S: 40 P: 57 ERA: 2.00 WHIP: 1.222															PITCHER			

New York Mets @ San Diego Padres
Jack Murphy Stadium, San Diego, CA
Fri Jul 23 1982, 10:05 PM EDT
Att: 13,868 - Unknown

AB 32
R 4
H 7
RBI 4
BB 4
SO 3
LOB 16





Batter	1	2	3	4	5	6	7	8	9	AB	R	H	RBI	BB	SO	LOB	BOTTOM		
Gene Richards, L OBP: 0.349, SLG: 0.373 (1, 3)	4-3		1-3	4-3		BB	1B			4	0	1	1	1	0	1			
Tony Gwynn, L OBP: 0.333, SLG: 0.375 (1, 7)	1B		4-3		E4	1B		1B	SF9	4	3	2	1	1	0	0			
Garry Templeton, S OBP: 0.291, SLG: 0.382 (1, 6)	1B		F7		4-3	1B		HR		4	2	3	1	1	0	0			
Ruppert Jones, L OBP: 0.402, SLG: 0.465 (1, 8)	F8			BB	4-3	K		K		4	1	0	0	1	2	8			
Sixto Lezcano, R OBP: 0.371, SLG: 0.448 (1, 9)				1B		4-3		SF9		3	1	2	3	1	0	3			
Terry Kennedy, L OBP: 0.301, SLG: 0.471 (1, 2)	3-1			SF8	E7		4-3	HR		5	2	3	3	0	0	2			
Luis Salazar, R OBP: 0.278, SLG: 0.358 (1, 5)		L9		SH3-4	K			BB		5	1	3	0	0	1	1			
Tim Flannery, L OBP: 0.329, SLG: 0.335 (1, 4)		G3		SF8		BB	E3			3	1	1	1	1	0	1			
Andy Hawkins, R (1, 1)				SH3-4		F2	SH1-4	K		3	0	0	1	0	2	3			
Inning Stats	R: 1 E: 1 K: 0 S: 5	H: 2 LOB: 2 BB: 1 P: 9	R: 0 E: 0 K: 1 S: 5	H: 0 LOB: 0 BB: 0 P: 5	R: 0 E: 0 K: 0 S: 3	H: 0 LOB: 0 BB: 0 P: 3	R: 3 E: 0 K: 0 S: 5	H: 2 LOB: 1 BB: 2 P: 13	R: 2 E: 2 K: 1 S: 8	H: 3 LOB: 1 BB: 0 P: 8	R: 1 E: 0 K: 1 S: 7	H: 2 LOB: 3 BB: 2 P: 15	R: 1 E: 1 K: 0 S: 5	H: 2 LOB: 2 BB: 0 P: 5	R: 3 E: 0 K: 2 S: 11	H: 4 LOB: 2 BB: 1 P: 15	1B: 14 2B: 0 3B: 0 HR: 1	SF: 2 SAC: 2 DP: 0 HBP: 0	WP: 0 PA: 45 PB: 0 SB: 0 CS: 0
PITCHER Brent Gaff, R Ed Lynch, R Randy Jones, L Mike Scott, R (1, 1) (5, 1) (7, 1) (8, 1)	IP: 4.2 WLS: L BF: 23 H: 6 R: 6 ER: 5 SO: 1 BB: 3 IBB: 0 HBP: 0 BLK: 0 WP: 0 HR: 0 S: 22 P: 34 ERA: 9.64 WHIP: 1.929															PITCHER			

New York Mets @ San Diego Padres
Jack Murphy Stadium, San Diego, CA
Fri Jul 23 1982, 10:05 PM EDT
Att: 13,868 - Unknown

AB 35
R 11
H 15
RBI 11
BB 6
SO 5
LOB 19



Batter	1	2	3	4	5	6	7	8	9	AB	R	H	RBI	BB	SO	LOB	TOP										
Mookie Wilson, S OBP: 0.316, SLG: 0.371 (1, 8)	L9		6-3		F8		1-3		K	5	0	0	0	0	1	4	New York Mets @ San Diego Padres Jack Murphy Stadium, San Diego, CA Sat Jul 24, 1982, 10:05 PM EDT Att: 17,978 - Unknown 										
Bob Bailor, R OBP: 0.325, SLG: 0.342 (1, 4)	4-0		6-3		E4			FC5-4	1B	4	0	2	1	1	0	1											
George Foster, R OBP: 0.336, SLG: 0.401 Pete Falcone, L OBP: 0.105, SLG: 0.132 (1, 7)	5-3			HR	K			F3	F7	5	1	1	0	0	1	6											
Dave Kingman, R OBP: 0.307, SLG: 0.484 (1, 3)		F7		K		G6-4-3		FC5-4		3	0	0	0	1	1	2											
Ellis Valentine, R OBP: 0.268, SLG: 0.396 (1, 9)				HR		F7		F8		3	1	1	2	1	0	2											
John Stearns, R OBP: 0.350, SLG: 0.417 (1, 2)		L9		S	BB	G6-4-3			1B	3	1	1	0	1	0	2											
Hubie Brooks, R OBP: 0.315, SLG: 0.324 (1, 5)				BB					2B	4	1	1	0	0	0	2											
Ron Gardenhire, R OBP: 0.285, SLG: 0.304 Rusty Staub, L OBP: 0.302, SLG: 0.327 Wally Backman, S OBP: 0.389, SLG: 0.360 (1, 6)			5-3		4-3				1B	3	0	1	0	0	0	1											
Craig Swan, R OBP: 0.281, SLG: 0.200 Jesse Crisco, R OBP: 0.153 Neil Allen, R OBP: 0.167 Mike Jorgensen, L OBP: 0.153 Joel Youngblood, R OBP: 0.355, SLG: 0.345 (1, 1)					5-3				2B	3	0	1	0	0	0	1											
Inning Stats	R: 0 E: 0 K: 0 S: 2	H: 0 LOB: 0 BB: 1 P: 6	R: 0 E: 0 K: 0 S: 3	H: 0 LOB: 1 BB: 1 P: 7	R: 0 E: 0 K: 0 S: 4	H: 1 LOB: 1 BB: 0 P: 4	R: 2 E: 0 K: 1 S: 7	H: 2 LOB: 1 BB: 1 P: 11	R: 0 E: 1 K: 1 S: 6	H: 0 LOB: 0 BB: 0 P: 6	R: 0 E: 1 K: 0 S: 4	H: 1 LOB: 1 BB: 0 P: 4	R: 0 E: 0 K: 0 S: 4	H: 1 LOB: 1 BB: 0 P: 4	R: 2 E: 0 K: 1 S: 9	H: 4 LOB: 3 BB: 0 P: 9		1B: 3 2B: 4 3B: 1 HR: 1	SF: 0 SAC: 0 DP: 1 HBP: 0	WP: 0 PB: 0 SB: 1 CS: 2	PA: 39						
PITCHER	IP	WLS	BF	H	R	ER	SO	BB	IBB	HBP	BLK	WP	HR	S	P	ERA	WHIP										
Chris Welsh, L ERA: 4.41 (1, 1)	8.0		33	6	3	3	2	4	0	0	0	0	1	33	49	3.38	1.250										
Luis DeLeon, R ERA: 1.53 (9, 1)	0.0	L	2	2	0	0	0	0	0	0	0	0	0	2	2	∞	∞										
Gary Lucas, L ERA: 3.24 (9, 1)	1.0		4	1	1	1	1	0	0	0	0	0	0	6	6	9.00	1.000										

Batter	1	2	3	4	5	6	7	8	9	AB	R	H	RBI	BB	SO	LOB	BOTTOM										
Gene Richards, L OBP: 0.344, SLG: 0.368 Broderick Perkins, L OBP: 0.347, SLG: 0.358 (1, 3)	4-3		F2		F8		4-3		SH1-4	4	0	0	0	0	0	2	New York Mets @ San Diego Padres Jack Murphy Stadium, San Diego, CA Sat Jul 24, 1982, 10:05 PM EDT Att: 17,978 - Unknown 										
Tony Gwynn, L OBP: 0.348, SLG: 0.429 (1, 7)		1B	4-3		1-3			F7	1-3	5	1	2	0	0	0	2											
Garry Templeton, S OBP: 0.290, SLG: 0.380 (1, 6)			L7		F7			4-3	K	5	0	1	0	0	1	4											
Ruppert Jones, L OBP: 0.403, SLG: 0.466 (1, 8)					F7				S	4	1	2	1	0	0	0											
Sixto Lezcano, R OBP: 0.373, SLG: 0.445 (1, 9)					F5			F6	1B	2	1	0	0	2	0	0											
Terry Kennedy, L OBP: 0.304, SLG: 0.471 (1, 2)								F7	1B	4	0	2	1	0	0	2											
Luis Salazar, R OBP: 0.277, SLG: 0.356 (1, 5)					F9			4-3	1B	4	0	1	1	0	0	1											
Tim Flannery, L OBP: 0.323, SLG: 0.328 (1, 4)								F8		4	0	0	0	0	0	2											
Chris Welsh, L OBP: 0.375, SLG: 0.379 Luis DeLeon, R OBP: 0.200, SLG: 0.222 Gary Lucas, L (1, 1)									1B	2	0	1	0	1	0	0											
Kurt Bevacqua, R OBP: 0.342, SLG: 0.324 Joe Pittman, R OBP: 0.298, SLG: 0.298 (9, PH)									1B	1	0	1	0	0	0	0											
Inning Stats	R: 1 E: 0 K: 0 S: 5	H: 3 LOB: 2 BB: 1 P: 9	R: 0 E: 0 K: 0 S: 3	H: 0 LOB: 0 BB: 0 P: 3	R: 0 E: 0 K: 0 S: 3	H: 0 LOB: 0 BB: 0 P: 3	R: 0 E: 0 K: 0 S: 4	H: 1 LOB: 1 BB: 0 P: 4	R: 0 E: 0 K: 0 S: 4	H: 1 LOB: 2 BB: 1 P: 8	R: 0 E: 0 K: 0 S: 3	H: 0 LOB: 0 BB: 0 P: 3	R: 0 E: 0 K: 0 S: 4	H: 1 LOB: 1 BB: 0 P: 4	R: 2 E: 0 K: 0 S: 6	H: 3 LOB: 2 BB: 1 P: 10	R: 0 E: 0 K: 1 S: 6	H: 1 LOB: 2 BB: 0 P: 6	1B: 9 2B: 1 3B: 0 HR: 0	SF: 0 SAC: 1 DP: 0 HBP: 0	WP: 0 PB: 0 SB: 1 CS: 1	PA: 39					
PITCHER	IP	WLS	BF	H	R	ER	SO	BB	IBB	HBP	BLK	WP	HR	S	P	ERA	WHIP										
Craig Swan, R ERA: 3.39 (8, 1)	7.2		32	7	3	3	0	3	0	0	0	0	0	29	41	3.52	1.304										
Jesse Crisco, L ERA: 3.21 (8, 1)	0.0		1	1	0	0	0	0	0	0	0	0	0	1	1	∞	∞										
Neil Allen, R ERA: 3.44 (8, 1)	0.1	W	2	1	0	0	0	0	0	0	0	0	0	2	2	0.00	3.000										
Pete Falcone, L ERA: 3.84 (9, 1)	1.0	S	4	1	0	0	1	0	0	0	0	0	0	6	6	0.00	1.000										

Batter	1	2	3	4	5	6	7	8	9	10	AB	R	H	RBI	BB	SO	LOB					
Mookie Wilson, S OBP: 0.315, SLG: 0.378 (1, 8)	0-0 6-3			0-0 G3		0-0 6-3			0-0 HR		4	1	1	1	0	0	0					
Bob Bailor, R OBP: 0.319, SLG: 0.335 (1, 4) (10, 6)	0-0 F8			0-0 E5 1B		0-0 6-3			0-0 F2		4	1	0	0	0	0	0					
George Foster, R OBP: 0.332, SLG: 0.397 (1, 7)	0-3 K			0-3 K 1-2		0-3 K			0-0 4-3		4	0	0	0	0	3	1					
Dave Kingman, R OBP: 0.306, SLG: 0.481 (1, 3)				0-0 K		0-0 1B			0-0 F8		4	0	1	1	0	1	0					
Mike Jorgensen, L OBP: 0.413, SLG: 0.356 (9, 3)				0-0 K		2-H 1B			0-0 F2		0	0	0	0	0	0	0					
Ellis Valentine, R OBP: 0.266, SLG: 0.393 (1, 9)	0-0 4-3			0-0 4-3		0-0 1B			0-0 5-3		4	0	1	0	0	0	0					
John Stearns, R OBP: 0.349, SLG: 0.413 (1, 2)	0-0 F5			0-0 L4		0-0 5-3			0-0 5-3		3	0	0	0	1	0	2					
Hubie Brooks, R OBP: 0.314, SLG: 0.323 (1, 5)				0-3 K		0-0 1-3			0-0 4-3		4	0	1	0	0	1	0					
Ron Gardenhire, R OBP: 0.282, SLG: 0.301 (1, 6)				0-0 F3		0-0 F7			0-0 F7		3	0	0	0	0	0	0					
Rusty Staub, L OBP: 0.299, SLG: 0.324 (10, PH)				0-0 F3		0-0 F7			0-0 F7		1	0	0	0	0	0	2					
Wally Backman, S OBP: 0.389, SLG: 0.360 (10, 4)				0-0 1-3		0-3 K			0-3 K		0	0	0	0	0	0	0					
Charlie Puleo, R OBP: 0.158, SLG: 0.135 (1, 1)				0-0 1-3		0-3 K			0-3 K		3	0	0	0	0	2	0					
Pete Falcone, L OBP: 0.105, SLG: 0.132 (9, 1)				0-0 1-3		0-3 K			0-3 K		0	0	0	0	0	0	0					
Neil Allen, R OBP: 0.286, SLG: 0.167 (9, 1)				0-0 1-3		0-3 K			0-3 K		0	0	0	0	0	0	0					
Inning Stats	R: 0 E: 0 K: 1 S: 5	H: 0 LOB: 0 BB: 0 P: 5	R: 0 E: 0 K: 1 S: 5	H: 0 LOB: 0 BB: 0 P: 5	R: 0 E: 0 K: 1 S: 5	H: 0 LOB: 0 BB: 0 P: 5	R: 1 E: 1 K: 1 S: 8	H: 2 LOB: 2 BB: 0 P: 8	R: 0 E: 0 K: 1 S: 5	H: 0 LOB: 0 BB: 0 P: 5	R: 0 E: 0 K: 0 S: 3	H: 0 LOB: 0 BB: 0 P: 3	R: 0 E: 0 K: 1 S: 5	H: 0 LOB: 0 BB: 0 P: 5	R: 1 E: 0 K: 0 S: 4	H: 1 LOB: 0 BB: 0 P: 4	R: 0 E: 0 K: 0 S: 3	H: 1 LOB: 1 BB: 1 P: 7	1B: 3 2B: 0 3B: 0 HR: 1	SF: 0 SAC: 0 DP: 1 HBP: 0	WP: 0 PB: 0 SB: 1 CS: 0	PA: 35
PITCHER	IP 7.0	WLS 24	BF 2	H 2	R 1	ER 0	SO 6	BB 0	IBB 0	HBP 0	BLK 0	WP 0	HR 0	S 36	P 36	ERA 0.00	WHIP 0.286					
John Montefusco, R ERA: 3.78 (1, 1)																						
Luis DeLeon, R ERA: 1.89 (8, 1)	IP 3.0	WLS 11	BF 2	H 2	R 1	ER 1	SO 1	BB 0	IBB 0	HBP 0	BLK 0	WP 0	HR 1	S 12	P 16	ERA 3.00	WHIP 1.000					


TOP

New York Mets @ San Diego Padres
Jack Murphy Stadium, San Diego, CA

Sun Jul 25 1982, 6:33 AM EDT
Att: 12,614 - Unknown

livebaseballscorecards.com

AB	34
R	2
H	4
RBI	2
BB	1
SO	7
LOB	5



Batter	1	2	3	4	5	6	7	8	9	10	AB	R	H	RBI	BB	SO	LOB					
Gene Richards, L OBP: 0.342, SLG: 0.363 (1, 3)	0-0 6-3			0-0 1-3		0-0 E6 CS			0-0 L7		4	0	0	0	1	0	0					
Tony Gwynn, L OBP: 0.357, SLG: 0.423 (1, 7)	0-0 6-3			0-0 6-3		0-0 F6 1-2			0-0 SH2-4 1B		5	1	2	1	0	0	1					
Garry Templeton, S OBP: 0.267, SLG: 0.377 (1, 6)	0-3 K			0-0 5-3		0-0 5-3			0-0 SH2-4 1B		3	0	0	0	0	1	0					
Ruppert Jones, L OBP: 0.404, SLG: 0.466 (1, 8)				0-0 F8		0-0 F7			0-0 SH2-4 1B		4	0	2	1	0	0	0					
Sixto Lezcano, R OBP: 0.273, SLG: 0.443 (1, 9)				4-0 1B		0-3 K			4-0 SH2-4 1B		1	1	0	0	1	1	0					
Joe Lefebvre, L OBP: 0.248, SLG: 0.213 (7, 9)				4-0 1B		0-3 K			4-0 SH2-4 1B		0	0	0	0	1	0	0					
Kurt Bevacqua, R OBP: 0.359, SLG: 0.324 (9, PH)				4-0 1B		0-3 K			4-0 SH2-4 1B		0	0	0	0	1	0	0					
Dave Edwards, R OBP: 0.200, SLG: 0.314 (10, 9)				4-0 1B		0-3 K			4-0 SH2-4 1B		0	0	0	0	0	0	0					
Terry Kennedy, L OBP: 0.309, SLG: 0.474 (1, 2)	0-0 1B			0-0 1B		0-0 L3 1B			0-0 F9-6-3 BB		4	0	3	0	0	0	2					
Luis Salazar, R OBP: 0.277, SLG: 0.355 (1, 5)	0-0 1B			0-0 L3		0-0 L3			0-0 F9-6-3 BB		4	0	1	1	0	0	3					
Tim Flannery, L OBP: 0.321, SLG: 0.323 (1, 4)	0-0 L3			0-0 L3		0-0 F8			0-0 F9-6-3 BB		3	0	0	0	1	1	2					
Joe Pittman, R OBP: 0.288, SLG: 0.298 (10, PR)	0-0 L3			0-0 L3		0-0 F8			0-0 F9-6-3 BB		0	1	0	0	0	0	0					
John Montefusco, R OBP: 0.122, SLG: 0.077 (1, 1)				0-0 1-3		0-0 F3			0-0 1B		2	0	0	0	0	0	0					
Luis DeLeon, R ERA: 3.64 (8, 1)				0-0 1-3		0-0 F3			0-0 1B		1	0	0	0	0	0	0					
Broderick Perkins, L OBP: 0.350, SLG: 0.362 (10, PH)				0-0 1-3		0-0 F3			0-0 1B		1	0	1	0	0	0	0					
Inning Stats	R: 0 E: 0 K: 1 S: 5	H: 0 LOB: 0 BB: 0 P: 5	R: 1 E: 0 K: 0 S: 4	H: 2 LOB: 1 BB: 1 P: 8	R: 0 E: 0 K: 0 S: 3	H: 0 LOB: 0 BB: 0 P: 3	R: 0 E: 0 K: 1 S: 5	H: 0 LOB: 0 BB: 0 P: 5	R: 0 E: 0 K: 0 S: 4	H: 2 LOB: 2 BB: 1 P: 8	R: 0 E: 0 K: 1 S: 5	H: 0 LOB: 0 BB: 0 P: 5	R: 1 E: 0 K: 0 S: 4	H: 2 LOB: 1 BB: 1 P: 8	R: 1 E: 0 K: 0 S: 3	H: 2 LOB: 3 BB: 2 P: 11	1B: 9 2B: 3 3B: 0 HR: 0	SF: 0 SAC: 1 DP: 3 HBP: 0	WP: 0 PB: 0 SB: 0 CS: 2	PA: 38		
PITCHER	IP 8.1	WLS 30	BF 6	H 2	R 2	ER 2	SO 3	BB 2	IBB 0	HBP 0	BLK 0	WP 0	HR 0	S 34	P 42	ERA 2.16	WHIP 0.960					
Charlie Puleo, R ERA: 4.08 (1, 1)																						
Pete Falcone, L ERA: 3.64 (9, 1)	IP 0.0	WLS 1	BF 1	H 0	R 0	ER 0	SO 0	BB 0	IBB 0	HBP 0	BLK 0	WP 0	HR 0	S 1	P 1	ERA ∞	WHIP ∞					
Neil Allen, R ERA: 3.55 (9, 1)	IP 1.0	WLS L	BF 7	H 2	R 1	ER 1	SO 0	BB 2	IBB 1	HBP 0	BLK 0	WP 0	HR 0	S 4	P 16	ERA 9.00	WHIP 4.000					


BOTTOM


New York Mets @ San Diego Padres
Jack Murphy Stadium, San Diego, CA


Sun Jul 25 1982, 6:33 AM EDT
Att: 12,614 - Unknown

livebaseballscorecards.com

AB	32
R	3
H	9
RBI	3
BB	5
SO	3
LOB	8



Batter	1	2	3	4	5	6	7	8	9	AB	R	H	RBI	BB	SO	LOB	TOP										
Mookie Wilson, S OBP: 0.316, SLG: 0.373 (1, 8)	5-3			5-3 BB		F8	4-3			3	1	0	0	1	0	1	New York Mets @ St. Louis Cardinals Busch Stadium, St. Louis, MO Wed Jul 28 1982, 7:05 PM CDT Att: 22,392 - Unknown 										
Bob Bailor, R OBP: 0.311, SLG: 0.325 (1, 6)	6-3			5-3		6-3	F9			4	0	0	1	0	0	1											
George Foster, R OBP: 0.332, SLG: 0.393 (1, 7)	5-3			F9		HR BB		G6-4-3 1B		3	1	1	0	1	0	0											
Dave Kingman, R OBP: 0.307, SLG: 0.483 (1, 3)		G5-4-3 BB		5-3		HR		K		3	1	1	2	1	1	1											
Ellis Valentine, R OBP: 0.262, SLG: 0.384 (1, 9)	G5-4-3 1-2				6-3	4-3		G6-4-3 1-2		4	0	0	0	0	0	2											
John Stearns, R OBP: 0.355, SLG: 0.429 (1, 2)	P4				FC3-6 HBP 1B		HR		F8	4	1	2	1	0	0	0											
Hubie Brooks, R OBP: 0.320, SLG: 0.326 (1, 5)			F9		FC3-6 1-2 HBP 1B		2B 1B		F7	3	1	1	0	0	0	0											
Wally Backman, S OBP: 0.391, SLG: 0.364 (1, 4)			4-3		FC3-6 1-2 2-3		SH1-3 1-H 2B		BB	3	0	1	1	1	0	2											
Brent Gaff, R Rusty Staub, L Ed Lynch, R Jesse Orosco, R Neil Allen, R Mike Ramsey, S (1, 1) (5, PH) (5, 1) (7, 1) (7, 1) (6, PH)	5-3			5-3		G3		SH1-3 2-3	G3	1	0	0	0	0	0	0											
Inning Stats	R: 0 E: 0 K: 0 S: 3	H: 0 LOB: 0 BB: 0 P: 3	R: 0 E: 0 K: 0 S: 2	H: 0 LOB: 0 BB: 1 P: 6	R: 0 E: 0 K: 0 S: 3	H: 0 LOB: 0 BB: 0 P: 3	R: 1 E: 0 K: 0 S: 3	H: 0 LOB: 0 BB: 1 P: 7	R: 0 E: 0 K: 0 S: 4	H: 1 LOB: 2 BB: 0 P: 5	R: 2 E: 0 K: 0 S: 4	H: 1 LOB: 0 BB: 1 P: 8	R: 2 E: 0 K: 0 S: 6	H: 3 LOB: 1 BB: 0 P: 6	R: 0 E: 0 K: 1 S: 5	H: 1 LOB: 0 BB: 0 P: 5	R: 0 E: 0 K: 0 S: 3	H: 0 LOB: 1 BB: 1 P: 7	1B: 3 2B: 1 3B: 0 HR: 2	SF: 0 SAC: 1 DP: 2 HBP: 1	WP: 0 PA: 36 PB: 0 SB: 1 CS: 0						
PITCHER	IP	WLS	BF	H	R	ER	SO	BB	IBB	HBP	BLK	WP	HR	S	P	ERA	WHIP										
Joaquin Andujar, R ERA: 2.61 (1, 1)	6.0		26	5	5	5	0	3	0	1	0	0	2	22	35	7.50	1.333										
Jim Kaat, L ERA: 3.09 (7, 1)	0.2		2	0	0	0	0	0	0	0	0	0	0	2	2	0.00	0.000										
Jeff Keener, R ERA: 2.12 (7, 1)	0.1	W	1	0	0	0	0	0	0	0	0	0	0	1	1	0.00	0.000										
Bruce Sutter, R ERA: 3.88 (8, 1)	2.0	S	7	1	0	0	1	1	0	0	0	0	0	8	12	0.00	1.000										

Batter	1	2	3	4	5	6	7	8	9	AB	R	H	RBI	BB	SO	LOB	BOTTOM										
Tom Herr, S OBP: 0.320, SLG: 0.306 (1, 4)	K				F8		3B 1B		4-3	5	1	2	1	0	1	0	New York Mets @ St. Louis Cardinals Busch Stadium, St. Louis, MO Wed Jul 28 1982, 7:05 PM CDT Att: 22,392 - Unknown 										
Lonnie Smith, R OBP: 0.392, SLG: 0.439 (1, 7)	1B FC	CS 1B		4-3 E BB	6-3		2B 3B		L5	4	3	2	1	1	0	0											
Keith Hernandez, L OBP: 0.376, SLG: 0.380 (1, 3)	FC3-6 E 1B		4-3				L5		4-3	4	0	1	0	1	0	2											
George Hendrick, R OBP: 0.311, SLG: 0.458 (1, 9)	FC FC3-6 1-2 3-H		K		4-3		4-3 BB 2B			4	1	1	2	0	1	3											
Darrell Porter, L OBP: 0.349, SLG: 0.419 (1, 2)	FC3-6 1-2 2-3		E4 3B			4-3	4-3			4	1	1	1	0	0	3											
Willie McGee, S OBP: 0.333, SLG: 0.403 (1, 8)	G3		F8			4-3 1B	BB BB			3	0	1	0	1	0	2											
Ken Oberkfell, L OBP: 0.334, SLG: 0.352 (1, 5)					G3		4-3			2	0	0	0	1	0	1											
Gene Tenace, R OBP: 0.544, SLG: 0.684 (7, PH)										0	0	0	0	0	0	0											
Dane Iorg, L OBP: 0.358, SLG: 0.349 (7, PH)										0	0	0	0	1	0	0											
Mike Ramsey, S OBP: 0.348, SLG: 0.373 (8, 5)										0	0	0	0	0	0	0											
Ozzie Smith, S OBP: 0.358, SLG: 0.346 (1, 6)		FC6-4 SH2-4 1B			4-3					2	1	0	1	2	0	1											
Joaquin Andujar, S OBP: 0.177, SLG: 0.226 (1, 1)					6-3					2	0	0	0	0	1	2											
Jim Kaat, L (7, 1)										0	0	0	0	0	0	0											
Jeff Keener, L (7, 1)										0	0	0	0	0	0	0											
Steve Braun, L OBP: 0.373, SLG: 0.302 (7, PH)										1	0	0	0	0	0	3											
Bruce Sutter, R (8, 1)										0	0	0	0	0	0	0											
Inning Stats	R: 1 E: 1 K: 1 S: 8	H: 2 LOB: 2 BB: 0 P: 8	R: 1 E: 0 K: 0 S: 3	H: 1 LOB: 0 BB: 1 P: 7	R: 2 E: 0 K: 1 S: 6	H: 1 LOB: 0 BB: 1 P: 10	R: 0 E: 0 K: 0 S: 3	H: 0 LOB: 0 BB: 0 P: 3	R: 0 E: 0 K: 1 S: 6	H: 1 LOB: 2 BB: 1 P: 10	R: 3 E: 0 K: 0 S: 6	H: 3 LOB: 3 BB: 3 P: 18	R: 0 E: 0 K: 0 S: 3	H: 0 LOB: 0 BB: 0 P: 3	1B: 5 2B: 1 3B: 2 HR: 0	SF: 0 SAC: 1 DP: 0 HBP: 0	WP: 0 PA: 40 PB: 0 SB: 0 CS: 1										
PITCHER	IP	WLS	BF	H	R	ER	SO	BB	IBB	HBP	BLK	WP	HR	S	P	ERA	WHIP										
Brent Gaff, R ERA: 3.51 (5, 1)	2.1	L	13	4	3	3	1	1	1	0	0	0	0	13	21	11.57	2.143										
Ed Lynch, R ERA: 3.9 (7, 1)	0.1		2	0	0	0	0	1	0	0	0	0	0	1	5	0.00	3.000										
Jesse Orosco, L ERA: 3.13 (7, 1)	1.1		6	0	0	0	0	2	0	0	0	0	0	4	12	0.00	1.500										

Batter	1	2	3	4	5	6	7	8	9	AB	R	H	RBI	BB	SO	LOB	TOP					
Omar Moreno, L (1, 8) OBP: 0.302, SLG: 0.332										4	0	2	0	0	1	1						
Lee Lacy, R (1, 7) OBP: 0.346, SLG: 0.358										4	0	0	0	0	0	2						
Bill Madlock, R (1, 5) OBP: 0.352, SLG: 0.442										4	1	1	0	0	0	1						
Jason Thompson, L (1, 3) OBP: 0.398, SLG: 0.514										3	0	1	0	1	0	1						
Dick Davis, R (1, 9) OBP: 0.320, SLG: 0.500										4	2	2	2	0	0	1						
Tony Peña, R (1, 2) OBP: 0.337, SLG: 0.446										4	1	2	0	0	1	1						
Johnny Ray, S (1, 4) OBP: 0.336, SLG: 0.414										2	0	0	0	1	0	0						
Dale Berra, R (1, 6) OBP: 0.307, SLG: 0.403										4	0	1	1	0	2	2						
Don Robinson, R (1, 1) OBP: 0.316, SLG: 0.472										3	0	0	1	0	1	0						
Inning Stats	R: 0 E: 0 K: 0 S: 3	H: 1 LOB: 1 BB: 1 P: 7	R: 2 E: 0 K: 0 S: 6	H: 3 LOB: 1 BB: 0 P: 6	R: 2 E: 0 K: 0 S: 6	H: 3 LOB: 2 BB: 1 P: 10	R: 0 E: 0 K: 1 S: 5	H: 0 LOB: 0 BB: 0 P: 5	R: 0 E: 0 K: 2 S: 4	H: 1 LOB: 0 BB: 0 P: 4	R: 0 E: 0 K: 0 S: 7	H: 0 LOB: 0 BB: 0 P: 7	R: 0 E: 0 K: 0 S: 3	H: 1 LOB: 0 BB: 0 P: 3	R: 0 E: 0 K: 1 S: 5	H: 0 LOB: 0 BB: 0 P: 5	R: 0 E: 0 K: 1 S: 5	H: 0 LOB: 0 BB: 0 P: 5	1B: 5 2B: 3 3B: 0 HR: 1	SF: 1 SAC: 1 DP: 0 HBP: 0	WP: 0 PB: 0 SB: 0 CS: 2	PA: 37
PITCHER	IP WLS BF H R ER SO BB IBB HBP BLK WP HR S P ERA WHIP																					
Pete Falcone, L (1, 1) ERA: 3.86	2.2 L 16 7 4 4 0 2 0 0 0 0 1 14 22 13.50 3.375																					
Terry Leach, R (3, 1) ERA: 4.21	4.1 14 2 0 0 3 0 0 0 0 0 0 20 20 0.00 0.462																					
Pat Zachry, R (8, 1) ERA: 4.16	2.0 6 0 0 0 2 0 0 0 0 0 0 10 10 0.00 0.000																					

Pittsburgh Pirates @ New York Mets
Shea Stadium, Flushing, NY
Thu Jul 29 1982, 7:05 PM EDT
Att: 16,892 - Unknown

AB 32
R 4
H 9
RBI 4
BB 2
SO 5
LOB 9



Batter	1	2	3	4	5	6	7	8	9	AB	R	H	RBI	BB	SO	LOB	BOTTOM					
Mookie Wilson, S (1, 8) OBP: 0.315, SLG: 0.372										4	0	1	0	0	1	2						
John Stearns, R (1, 2) OBP: 0.354, SLG: 0.424										4	0	0	0	0	0	2						
Rusty Staub, L (1, 7) OBP: 0.286, SLG: 0.308										4	0	0	0	0	0	1						
Dave Kingman, R (1, 3) OBP: 0.304, SLG: 0.477										4	0	0	0	0	2	0						
Joel Youngblood, R (1, 9) OBP: 0.299, SLG: 0.353										2	1	2	0	2	0	0						
Hubie Brooks, R (1, 5) OBP: 0.315, SLG: 0.321										4	0	0	0	0	2	4						
Wally Backman, S (1, 4) OBP: 0.396, SLG: 0.372										3	0	2	1	1	0	0						
Ron Gardenhire, R (1, 6) OBP: 0.280, SLG: 0.296										2	0	0	0	0	1	3						
Bob Bailor, R (7, PH) OBP: 0.312, SLG: 0.327										2	0	1	0	0	1	1						
Pete Falcone, L (1, 1) OBP: 0.105, SLG: 0.132										0	0	0	0	0	0	0						
Terry Leach, R (3, 1) OBP: 0.167, SLG: 0.167										2	0	1	0	0	1	0						
George Foster, R (7, PH) OBP: 0.332, SLG: 0.392										1	0	0	0	0	0	1						
Pat Zachry, R (8, 1) OBP: 0.312, SLG: 0.327										0	0	0	0	0	0	0						
Inning Stats	R: 0 E: 0 K: 0 S: 3	H: 1 LOB: 0 BB: 0 P: 3	R: 0 E: 0 K: 2 S: 8	H: 1 LOB: 2 BB: 1 P: 12	R: 0 E: 0 K: 1 S: 6	H: 1 LOB: 1 BB: 0 P: 6	R: 1 E: 0 K: 2 S: 9	H: 2 LOB: 1 BB: 0 P: 9	R: 0 E: 0 K: 1 S: 5	H: 0 LOB: 0 BB: 0 P: 5	R: 0 E: 0 K: 1 S: 5	H: 0 LOB: 1 BB: 1 P: 9	R: 0 E: 0 K: 0 S: 4	H: 1 LOB: 1 BB: 0 P: 4	R: 0 E: 0 K: 0 S: 3	H: 0 LOB: 0 BB: 0 P: 3	R: 0 E: 0 K: 1 S: 5	H: 1 LOB: 1 BB: 1 P: 9	1B: 6 2B: 1 3B: 0 HR: 0	SF: 0 SAC: 0 DP: 1 HBP: 0	WP: 0 PB: 0 SB: 0 CS: 1	PA: 35
PITCHER	IP WLS BF H R ER SO BB IBB HBP BLK WP HR S P ERA WHIP																					
Don Robinson, R (1, 1) ERA: 3.79	9.0 W 35 7 1 1 8 3 0 0 0 0 0 48 60 1.00 1.111																					

Pittsburgh Pirates @ New York Mets
Shea Stadium, Flushing, NY
Thu Jul 29 1982, 7:05 PM EDT
Att: 16,892 - Unknown

AB 32
R 1
H 7
RBI 1
BB 3
SO 8
LOB 14



Batter	1	2	3	4	5	6	7	8	9	AB	R	H	RBI	BB	SO	LOB	TOP										
Omar Moreno, L (1, 8) OBP: 0.303, SLG: 0.331										4	0	1	0	1	2	3											
Johnny Ray, S (1, 4) OBP: 0.341, SLG: 0.424										5	3	4	0	0	0	1											
Bill Madlock, R (1, 5) OBP: 0.358, SLG: 0.454										4	1	3	3	1	1	1											
Jason Thompson, L (1, 3) OBP: 0.394, SLG: 0.510										3	0	0	1	0	1	3											
Mike Easter, L (1, 7) OBP: 0.353, SLG: 0.428											4	0	2	0	0	0	1										
Lee Lacy, R (1, 9) OBP: 0.350, SLG: 0.359											2	1	1	0	1	0	1										
Tony Peña, R (1, 2) OBP: 0.333, SLG: 0.440											4	0	0	0	0	0	4										
Dale Berra, R (1, 6) OBP: 0.306, SLG: 0.399											3	0	0	0	1	2	1										
John Candelaria, L (1, 1) OBP: 0.225, SLG: 0.231										2	0	1	1	0	0	0											
Jim Morrison, R (6, PH) OBP: 0.286, SLG: 0.447										1	0	1	0	0	0	0											
Manny Sarmiento, R (6, 1) OBP: 0.296, SLG: 0.240										1	0	0	0	0	1	0											
Inning Stats	R: 1 E: 1 K: 0 S: 3	H: 2 LOB: 0 BB: 1 P: 7	R: 0 E: 0 K: 1 S: 6	H: 1 LOB: 1 BB: 0 P: 6	R: 1 E: 0 K: 1 S: 7	H: 2 LOB: 1 BB: 0 P: 7	R: 1 E: 0 K: 1 S: 7	H: 2 LOB: 2 BB: 1 P: 11	R: 2 E: 0 K: 0 S: 5	H: 2 LOB: 1 BB: 1 P: 9	R: 0 E: 0 K: 1 S: 5	H: 1 LOB: 0 BB: 0 P: 5	R: 0 E: 0 K: 1 S: 5	H: 1 LOB: 1 BB: 1 P: 9	R: 0 E: 0 K: 0 S: 3	H: 1 LOB: 0 BB: 0 P: 3	R: 0 E: 0 K: 2 S: 8	H: 1 LOB: 1 BB: 0 P: 8	1B: 9 2B: 3 3B: 0 HR: 1	SF: 1 SAC: 1 DP: 2 HBP: 0	WP: 0 PB: 0 SB: 4 CS: 4	PA: 40					
PITCHER	IP	WLS	BF	H	R	ER	SO	BB	IBB	HBP	BLK	WP	HR	S	P	ERA	WHIP										
Craig Swan, R (1, 1) ERA: 3.59	5.0	L	25	9	5	4	3	2	1	0	0	0	1	28	40	7.20	2.200										
Jesse Orosco, L (6, 1) ERA: 2.99	3.0		10	3	0	0	2	1	0	0	0	0	0	13	17	0.00	1.333										
Neil Allen, R (9, 1) ERA: 3.33	1.0		4	1	0	0	2	0	0	0	0	0	0	8	8	0.00	1.000										

Pittsburgh Pirates @ New York Mets
Shea Stadium, Flushing, NY
Fri Jul 30 1982, 7:05 PM EDT
Att: 18,828 - Unknown


AB 33
R 5
H 13
RBI 5
BB 4
SO 7
LOB 15



Batter	1	2	3	4	5	6	7	8	9	AB	R	H	RBI	BB	SO	LOB	BOTTOM										
Mookie Wilson, S (1, 8) OBP: 0.314, SLG: 0.371										4	0	1	0	0	0	1											
Bob Bailor, R (1, 4) OBP: 0.311, SLG: 0.326										4	0	1	0	0	0	2											
George Foster, R (1, 7) OBP: 0.331, SLG: 0.389										3	0	0	0	1	2	2											
Dave Kingman, R (1, 3) OBP: 0.303, SLG: 0.474										4	0	1	0	0	2	2											
Joel Youngblood, R (1, 9) OBP: 0.303, SLG: 0.362										4	1	2	0	0	0	2											
John Stearns, R (1, 2) OBP: 0.356, SLG: 0.425										4	0	2	0	0	0	2											
Hubie Brooks, R (1, 5) OBP: 0.315, SLG: 0.325										3	0	1	1	0	0	2											
Ron Gardenhire, R (1, 6) OBP: 0.277, SLG: 0.293										3	0	0	0	0	0	1											
Craig Swan, R (1, 1) OBP: 0.250, SLG: 0.190										1	0	0	0	0	1	1											
Gary Rajsch, L (5, PH) OBP: 0.287, SLG: 0.319										1	0	0	0	0	1	0											
Jesse Orosco, R (6, 1)										0	0	0	0	0	0	0											
Rusty Staub, L (8, PH) OBP: 0.291, SLG: 0.314										1	0	1	0	0	0	0											
Neil Allen, R (9, 1) OBP: 0.286, SLG: 0.167										0	0	0	0	0	0	0											
Inning Stats	R: 0 E: 0 K: 1 S: 6	H: 1 LOB: 1 BB: 0 P: 6	R: 1 E: 0 K: 1 S: 7	H: 2 LOB: 1 BB: 0 P: 7	R: 0 E: 0 K: 1 S: 5	H: 0 LOB: 1 BB: 1 P: 9	R: 0 E: 0 K: 0 S: 3	H: 1 LOB: 0 BB: 0 P: 3	R: 0 E: 0 K: 1 S: 5	H: 0 LOB: 0 BB: 0 P: 5	R: 0 E: 0 K: 1 S: 6	H: 2 LOB: 1 BB: 0 P: 6	R: 0 E: 0 K: 0 S: 3	H: 1 LOB: 0 BB: 0 P: 3	R: 0 E: 0 K: 0 S: 3	H: 1 LOB: 0 BB: 0 P: 3	R: 0 E: 0 K: 1 S: 6	H: 1 LOB: 1 BB: 0 P: 6	1B: 7 2B: 3 3B: 0 HR: 0	SF: 0 SAC: 0 DP: 4 HBP: 0	WP: 0 PB: 0 SB: 1 CS: 0	PA: 33					
PITCHER	IP	WLS	BF	H	R	ER	SO	BB	IBB	HBP	BLK	WP	HR	S	P	ERA	WHIP										
John Candelaria, L (1, 1) ERA: 2.63	5.0		19	4	1	1	4	1	0	0	0	0	0	26	30	1.80	1.000										
Manny Sarmiento, R (6, 1) ERA: 3.15	4.0	S	14	5	0	0	2	0	0	0	0	0	0	18	18	0.00	1.250										

Pittsburgh Pirates @ New York Mets
Shea Stadium, Flushing, NY
Fri Jul 30 1982, 7:05 PM EDT
Att: 18,828 - Unknown

AB 32
R 1
H 9
RBI 1
BB 1
SO 6
LOB 15



Batter	1	2	3	4	5	6	7	8	9	AB	R	H	RBI	BB	SO	LOB	TOP			
Omar Moreno, L (1, 8) OBP: 0.304, SLG: 0.328	4-0 5-3 S BB		0-0 F7	4-0 3B BB		0-0 F8		0-3 K		3	1	0	0	2	1	2				
Johnny Ray, S (1, 4) OBP: 0.344, SLG: 0.430	0-0 F7		0-0 1B	0-0 1B		0-0 4-3			4-0 FC3-6 BB	4	0	2	3	1	0	2				
Bill Madlock, R (1, 5) OBP: 0.356, SLG: 0.450	0-0 5-3		0-0 1B	0-0 F8			0-0 F7		0-0 F7	5	0	1	0	0	0	3				
Jason Thompson, L (1, 3) OBP: 0.391, SLG: 0.504	4-0 S BB		0-0 F8		0-0 4-3		0-0 P6		0-0 FC3-6 WP	4	0	0	0	1	0	3				
Mike Easter, L (1, 7) OBP: 0.354, SLG: 0.428	0-0 5-3			0-0 BB 1B		0-0 4-3			0-0 F8	5	1	2	0	0	0	3				
Lee Lacy, R (1, 9) OBP: 0.353, SLG: 0.364		0-0 5-3		4-0 SH3-4 1B 3B BB		0-0 2B		0-3 K		3	1	1	0	1	1	1				
Tony Peña, R (1, 2) OBP: 0.332, SLG: 0.438		0-3 K		0-3 K		0-0 F9			0-0 1B	4	0	1	0	0	2	3				
Dale Berra, R (1, 6) OBP: 0.308, SLG: 0.400		0-3 K		0-0 SH3-4 3B 1B		0-0 SH1-4 1B		0-3 K		4	1	2	1	0	2	1				
Larry McWilliams, L (1, 1) OBP: 0.238, SLG: 0.200			0-3 K		0-0 SH1-4			0-3 K		1	0	0	0	0	1	0				
Kent Tekulve, R (7, 1)										0	0	0	0	0	0	0				
Willie Stargell, L (8, PH) OBP: 0.363, SLG: 0.511										1	0	0	0	0	1	1				
Enrique Romo, R (8, 1) OBP: 0.500, SLG: 0.833										0	0	0	0	0	0	0				
Inning Stats	R: 0 E: 0 K: 0 S: 3	H: 0 LOB: 2 BB: 2 P: 11	R: 0 E: 0 K: 2 S: 7	H: 0 LOB: 0 BB: 0 P: 7	R: 0 E: 0 K: 1 S: 7	H: 2 LOB: 2 BB: 0 P: 7	R: 4 E: 0 K: 1 S: 8	H: 3 LOB: 1 BB: 2 P: 16	R: 0 E: 0 K: 0 S: 4	H: 1 LOB: 1 BB: 0 P: 4	R: 0 E: 0 K: 1 S: 6	H: 1 LOB: 1 BB: 0 P: 6	R: 0 E: 0 K: 3 S: 10	H: 1 LOB: 1 BB: 0 P: 10	R: 0 E: 0 K: 0 S: 3	H: 0 LOB: 1 BB: 1 P: 7	1B: 7 2B: 1 3B: 1 HR: 0	SF: 0 SAC: 2 DP: 0 HBP: 0	WP: 1 PB: 0 SB: 2 CS: 0	PA: 41
PITCHER	IP	WLS	BF	H	R	ER	SO	BB	IBB	HBP	BLK	WP	HR	S	P	ERA	WHIP			
Charlie Puleo, R (1, 1) ERA: 4.14	7.0	W	33	8	4	4	5	4	0	0	0	0	0	39	55	5.14	1.714			
Neil Allen, R (8, 1) ERA: 3.21	2.0	S	8	1	0	0	3	1	0	0	0	1	0	13	17	0.00	1.000			

Pittsburgh Pirates @ New York Mets
Shea Stadium, Flushing, NY
Sat Jul 31 1982, 7:05 PM EDT
Att: 48,358 - Unknown

AB	34
R	4
H	9
RBI	4
BB	5
SO	8
LOB	19



Batter	1	2	3	4	5	6	7	8	9	AB	R	H	RBI	BB	SO	LOB	BOTTOM			
Mookie Wilson, S (1, 8) OBP: 0.315, SLG: 0.372	0-3 K		0-0 E 2B		0-0 1-3		4-0 1B 1B IBB	0-3 K		4	2	1	0	1	2	1				
Bob Bailor, R (1, 4) OBP: 0.310, SLG: 0.324	0-0 6-3		0-0 P6		0-0 1-3		0-0 1B 1-2 2-3 1B			4	0	1	0	0	0	2				
Joel Youngblood, R (1, 9) OBP: 0.302, SLG: 0.359	0-3 K		0-0 E5 2-H			0-0 L5	0-0 1B		0-0 1-3 2-H 3-H 1B	4	0	1	2	0	1	0				
Dave Kingman, R (1, 3) OBP: 0.302, SLG: 0.470		4-0 HR BB	0-0 5-3			0-3 K	0-0 F8			3	1	0	0	1	1	3				
Neil Allen, R (8, 1) OBP: 0.296, SLG: 0.167										0	0	0	0	0	0	0				
George Foster, R (1, 7) OBP: 0.330, SLG: 0.396		0-0 1-H HR		0-3 K		0-0 F9	0-3 K			4	1	1	2	0	2	2				
John Stearns, R (1, 2) OBP: 0.355, SLG: 0.425	0-0 6-3		0-0 L5		0-0 L5		0-0 5-3	0-0 5-3 IHR 2B		4	1	1	0	0	0	0				
Hubie Brooks, R (1, 5) OBP: 0.314, SLG: 0.324	0-0 F7		0-0 6-3		0-0 6-3		0-0 2B 1B	0-0 5-3		4	1	1	0	0	0	1				
Ron Gardenhire, R (1, 6) OBP: 0.279, SLG: 0.298	0-0 F8				0-0 2B		4-0 2B 1B	0-0 5-3 IHR		2	0	1	0	0	0	0				
Rusty Staub, L (7, PH) OBP: 0.296, SLG: 0.314										0	0	0	0	1	0	0				
Wally Backman, S (7, PR) OBP: 0.398, SLG: 0.387										1	2	1	2	0	0	0				
Charlie Puleo, R (1, 1) OBP: 0.150, SLG: 0.128			0-0 F9		0-3 K		0-0 1B 2B	0-0 F9		2	0	0	0	0	1	1				
Mike Jorgensen, L (7, PH) OBP: 0.418, SLG: 0.381							1-1 2-H 1B 2B			2	1	1	2	0	0	0				
Inning Stats	R: 0 E: 0 K: 2 S: 7	H: 0 LOB: 0 BB: 0 P: 7	R: 2 E: 0 K: 0 S: 4	H: 1 LOB: 0 BB: 1 P: 8	R: 1 E: 1 K: 0 S: 5	H: 1 LOB: 1 BB: 0 P: 5	R: 0 E: 0 K: 1 S: 5	H: 0 LOB: 0 BB: 0 P: 5	R: 0 E: 0 K: 1 S: 6	H: 1 LOB: 1 BB: 0 P: 6	R: 0 E: 0 K: 1 S: 5	H: 0 LOB: 0 BB: 0 P: 5	R: 4 E: 0 K: 1 S: 9	H: 4 LOB: 2 BB: 2 P: 17	R: 2 E: 0 K: 1 S: 7	H: 2 LOB: 0 BB: 0 P: 7	1B: 3 2B: 4 3B: 0 HR: 2	SF: 0 SAC: 0 DP: 0 HBP: 0	WP: 0 PB: 0 SB: 0 CS: 0	PA: 37
PITCHER	IP	WLS	BF	H	R	ER	SO	BB	IBB	HBP	BLK	WP	HR	S	P	ERA	WHIP			
Larry McWilliams, L (1, 1) ERA: 3.77	6.0		23	3	3	2	5	1	0	0	0	0	0	9	17	36.00	5.000			
Kent Tekulve, R (7, 1) ERA: 2.85	1.0	L	9	4	4	4	1	1	1	0	0	0	0	7	7	18.00	2.000			
Enrique Romo, R (8, 1) ERA: 4.56	1.0		5	2	2	2	1	0	0	0	0	0	0	7	7	18.00	2.000			

Pittsburgh Pirates @ New York Mets
Shea Stadium, Flushing, NY
Sat Jul 31 1982, 7:05 PM EDT
Att: 48,358 - Unknown

AB	34
R	9
H	9
RBI	8
BB	3
SO	7
LOB	10



Batter	1	2	3	4	5	6	7	8	9	10	AB	R	H	RBI	BB	SO	LOB	TOP									
Omar Moreno, L (1.8) OBP: 0.300, SLG: 0.325	K		G3			F9	F9			K	5	0	0	0	0	2	1										
Johnny Ray, S (1.4) OBP: 0.340, SLG: 0.424	F7		4-3			4-3		5-3		4-3	5	0	0	0	0	0	0										
Bill Madlock, R (1.5) OBP: 0.359, SLG: 0.459	1B			6-3		E BB		F7		HR	4	1	2	1	1	0	0										
Jason Thompson, L (1.3) OBP: 0.394, SLG: 0.507	4-3			BB		4-3		1B		2B	4	0	2	0	1	0	2										
Mike Easter, L (1.7) OBP: 0.351, SLG: 0.421		6-3		F9				F8		4-3	4	0	0	0	1	0	2										
Lee Lacy, R (1.9) OBP: 0.354, SLG: 0.385		2B 1B		K				2B 1B		P6	5	2	2	0	0	2	3										
Dale Berra, R (1.6) OBP: 0.313, SLG: 0.411		1B		6-3 1H 2B		F9		1B 2B		1B 1B	4	1	3	2	0	0	0										
Steve Nicosia, R (1.2) OBP: 0.375, SLG: 0.415						6-3					2	0	0	0	0	0	1										
Willie Stargell, L (7, PH) OBP: 0.352, SLG: 0.522						6-3					1	0	1	1	0	0	0										
Larry McWilliams, L (7, PR) OBP: 0.239, SLG: 0.200											0	0	0	0	0	0	0										
Tony Peña, R (7, 2) OBP: 0.334, SLG: 0.439								1B		1B	1	0	1	0	0	0	0										
Ross Baumgarten, L (5, 1) OBP: 0.128, SLG: 0.125											2	0	0	0	0	0	1										
Cecilio Guante, R (5, 1) OBP: 0.128, SLG: 0.125											0	0	0	0	0	0	0										
John Milner, L (7, PH) OBP: 0.196, SLG: 0.193											1	0	0	0	0	0	1										
Manny Sarmiento, R (7, 1) OBP: 0.294, SLG: 0.344											0	0	0	0	0	0	0										
Jim Morrison, R (9, PH) OBP: 0.284, SLG: 0.444											1	0	0	0	0	1	1										
Ken Tekulve, R (9, 1) OBP: 0.168, SLG: 0.188											0	0	0	0	0	0	0										
Rod Scumly, L (10, 1) OBP: 0.167, SLG: 0.167											0	0	0	0	0	0	0										
Inning Stats	R: 0 E: 0 K: 1 S: 6	H: 1 LOB: 1 BB: 1 P: 6	R: 1 E: 0 K: 0 S: 4	H: 2 LOB: 0 BB: 0 P: 4	R: 0 E: 0 K: 0 S: 3	H: 0 LOB: 0 BB: 0 P: 3	R: 0 E: 0 K: 1 S: 5	H: 0 LOB: 1 BB: 1 P: 9	R: 0 E: 0 K: 1 S: 5	H: 0 LOB: 0 BB: 0 P: 5	R: 0 E: 1 K: 0 S: 3	H: 0 LOB: 1 BB: 1 P: 7	R: 2 E: 0 K: 0 S: 6	H: 3 LOB: 1 BB: 0 P: 6	R: 0 E: 0 K: 0 S: 4	H: 1 LOB: 1 BB: 0 P: 4	R: 0 E: 0 K: 2 S: 8	H: 2 LOB: 2 BB: 0 P: 8	R: 0 E: 0 K: 1 S: 7	H: 2 LOB: 1 BB: 1 P: 11	1B: 7 2B: 3 3B: 0 HR: 1	SF: 0 SAC: 0 DP: 0 HBP: 0	WP: 0 PB: 0 SB: 0 CS: 0	PA: 42			
PITCHER	IP 8.0	WLS 32	BF 7	H 3	R 3	ER 3	SO 3	BB 2	IBB 0	HBP 0	BLK 0	WP 0	HR 0	S 36	P 44	ERA 3.38	WHIP 1.125										
Mike Scott, R (1, 1) ERA: 4.77																											
Terry Leach, R (9, 1) ERA: 4.23																											

Pittsburgh Pirates @ New York Mets
Shea Stadium, Flushing, NY
Sun Aug 01 1982, 3:33 AM EDT
Att: 21,871 - Unknown


AB	39
R	4
H	11
RBI	4
BB	3
SO	6
LOB	11



Batter	1	2	3	4	5	6	7	8	9	10	AB	R	H	RBI	BB	SO	LOB	BOTTOM								
Mookie Wilson, S (1.8) OBP: 0.316, SLG: 0.372	K	K		SF8		S SF8 1B			SH1-4 HBP		3	1	1	1	0	2	1									
Bob Bailor, R (1, 4) (9, 6) OBP: 0.309, SLG: 0.324	P6			S BB 1B	FC6-4 1-2r	SF8 1H		SH1-4 1-2			3	0	1	1	0	0	1									
Joel Youngblood, R (1, 9) OBP: 0.305, SLG: 0.365	BB 1B			P3		BB 2B		K		F9	5	0	2	0	0	1	2									
Dave Kingman, R (1, 3) OBP: 0.304, SLG: 0.465	FC6-4 BB			BB BB		F7		K		K	3	0	0	0	2	2	2									
George Foster, R (1, 7) OBP: 0.331, SLG: 0.394	FC6-4 1-2r			G4-6-3 BB		5-3		4-3			4	0	1	0	1	0	3									
Hubie Brooks, R (1, 5) OBP: 0.317, SLG: 0.321		G6-4-3 BB WP BB		G4-6-3 BB		BB IBB		P4		SH3-4 1B	2	1	0	0	2	0	3									
Ron Hodges, L (1, 2) OBP: 0.402, SLG: 0.429				BB BB		BB BB		1-3		L5	2	1	1	0	2	0	0									
John Stearns, R (10, PH) OBP: 0.354, SLG: 0.424		1-2 G6-4-3 1B		BB SF8 BB		1-2 BB					1	0	0	0	0	0	1									
Ron Gardenhire, R (1, 6) OBP: 0.279, SLG: 0.299											3	0	1	0	0	0	5									
Rusty Staub, L (8, PH) OBP: 0.294, SLG: 0.311		G6-4-3		FC6-4 1B		F8		F7		6-3	1	0	0	0	0	0	0									
Wally Backman, S (9, 4) OBP: 0.396, SLG: 0.386		1-2r 2-3		1-3 1B							1	0	0	0	0	0	1									
Mike Scott, R (1, 1) OBP: 0.214, SLG: 0.275											2	0	0	0	1	1	2									
Mike Jorgensen, L (8, PH) OBP: 0.413, SLG: 0.375											1	0	0	0	0	1	0									
Terry Leach, R (9, 1) OBP: 0.167, SLG: 0.167											0	0	0	0	0	0	0									
Inning Stats	R: 0 E: 0 K: 1 S: 6	H: 1 LOB: 2 BB: 1 P: 10	R: 1 E: 0 K: 1 S: 5	H: 1 LOB: 1 BB: 2 P: 13	R: 0 E: 0 K: 0 S: 3	H: 1 LOB: 2 BB: 2 P: 11	R: 1 E: 0 K: 1 S: 6	H: 1 LOB: 1 BB: 1 P: 10	R: 0 E: 0 K: 0 S: 4	H: 1 LOB: 3 BB: 2 P: 12	R: 1 E: 0 K: 1 S: 6	H: 1 LOB: 0 BB: 0 P: 6	R: 0 E: 0 K: 1 S: 5	H: 0 LOB: 0 BB: 0 P: 5	R: 0 E: 0 K: 1 S: 5	H: 0 LOB: 0 BB: 0 P: 5	R: 0 E: 0 K: 1 S: 5	H: 0 LOB: 1 BB: 0 P: 6	R: 0 E: 0 K: 0 S: 4	H: 1 LOB: 1 BB: 0 P: 4	1B: 6 2B: 1 3B: 0 HR: 0	SF: 2 SAC: 2 DP: 2 HBP: 1	WP: 1 PB: 0 SB: 2 CS: 0	PA: 44		
PITCHER	IP 4.2	WLS 25	BF 5	H 2	R 2	ER 2	SO 3	BB 7	IBB 1	HBP 0	BLK 0	WP 1	HR 0	S 23	P 55	ERA 3.86	WHIP 2.571									
Ross Baumgarten, L (5, 1) ERA: 7.0																										
Cecilio Guante, R (5, 1) ERA: 3.86																										
Manny Sarmiento, R (7, 1) ERA: 3.08																										
Kent Tekulve, R (9, 1) ERA: 2.81																										
Rod Scumly, L (10, 1) ERA: 2.04																										

Pittsburgh Pirates @ New York Mets
Shea Stadium, Flushing, NY
Sun Aug 01 1982, 3:33 AM EDT
Att: 21,871 - Unknown

AB	31
R	3
H	7
RBI	2
BB	8
SO	7
LOB	21



Batter	1	2	3	4	5	6	7	8	9	AB	R	H	RBI	BB	SO	LOB	TOP			
Mookie Wilson, S (1,8) OBP: 0.318, SLG: 0.372										3	0	1	0	1	0	1	New York Mets @ Chicago Cubs Wrigley Field, Chicago, IL Tue Aug 03 1982, 3:33 AM CDT Att: 13,070 - Sunny - 88 F			
Bob Bailor, R (1,4) OBP: 0.304, SLG: 0.319										4	0	0	0	0	0	3				
George Foster, R (1,7) OBP: 0.330, SLG: 0.392										4	0	1	0	0	0	1				
Dave Kingman, R (1,3) OBP: 0.301, SLG: 0.460										4	0	0	0	0	2	1				
Joel Youngblood, R (1,9) OBP: 0.300, SLG: 0.360										3	0	0	0	0	1	1				
John Stearns, R (1,2) OBP: 0.351, SLG: 0.420										3	0	0	0	0	1	1				
Hubie Brooks, R (1,5) OBP: 0.313, SLG: 0.317										3	0	0	0	0	1	0				
Ron Gardenhire, R (1,6) OBP: 0.282, SLG: 0.301										1	0	1	0	0	0	0				
Wally Backman, S (3,4) OBP: 0.397, SLG: 0.384										1	0	0	0	1	0	0				
Brent Gaff, R (1,1) OBP: 0.285, SLG: 0.316										0	0	0	0	0	0	0				
Gary Rajsich, L (5,PH) OBP: 0.285, SLG: 0.316										1	0	0	0	0	0	0				
Jesse Orosco, R (5,1) OBP: 0.407, SLG: 0.369										0	0	0	0	0	0	0				
Mike Jorgensen, L (8,PH) OBP: 0.407, SLG: 0.369										1	0	0	0	0	0	1				
Pat Zachry, R (8,1) OBP: 0.351, SLG: 0.420										0	0	0	0	0	0	0				
Inning Stats	R: 0 E: 0 K: 0 S: 3	H: 1 LOB: 0 BB: 0 P: 3	R: 0 E: 0 K: 2 S: 7	H: 0 LOB: 0 BB: 0 P: 7	R: 0 E: 0 K: 1 S: 6	H: 1 LOB: 2 BB: 1 P: 10	R: 0 E: 0 K: 1 S: 6	H: 1 LOB: 1 BB: 0 P: 6	R: 0 E: 0 K: 0 S: 3	H: 0 LOB: 0 BB: 0 P: 3	R: 0 E: 1 K: 1 S: 5	H: 0 LOB: 1 BB: 0 P: 5	R: 0 E: 0 K: 0 S: 3	H: 0 LOB: 1 BB: 1 P: 7	R: 0 E: 0 K: 0 S: 3	H: 0 LOB: 0 BB: 0 P: 3	1B: 3 2B: 1 3B: 0 HR: 0	SF: 0 SAC: 1 DP: 1 HBP: 0	WP: 0 PB: 0 SB: 2 CS: 1	PA: 31
PITCHER Doug Bird, R (1,1) ERA: 4.36	IP: 9.0 WLS: W BF: 31 H: 3 R: 0 ER: 0 SO: 5 BB: 2 IBB: 0 HBP: 0 BLK: 0 WP: 0 HR: 0 S: 39 P: 47 ERA: 0.00 WHIP: 0.556															PITCHER				

Batter	1	2	3	4	5	6	7	8	9	AB	R	H	RBI	BB	SO	LOB	BOTTOM			
Bump Willis, S (1,4) OBP: 0.332, SLG: 0.360										4	0	1	0	0	2	1	New York Mets @ Chicago Cubs Wrigley Field, Chicago, IL Tue Aug 03 1982, 3:33 AM CDT Att: 13,070 - Sunny - 88 F			
Junior Kennedy, R (8,4) OBP: 0.300, SLG: 0.292										0	0	0	0	0	0	0				
23 Ryne Sandberg, R (1,5) OBP: 0.291, SLG: 0.340										4	1	2	0	0	0	1				
Bill Buckner, L (1,3) OBP: 0.325, SLG: 0.379										4	0	2	0	0	0	2				
Leon Durham, L (1,9) OBP: 0.382, SLG: 0.521										4	1	2	2	0	1	2				
Keith Moreland, R (1,2) OBP: 0.329, SLG: 0.414										2	1	1	0	1	0	1				
Jay Johnstone, L (1,7) OBP: 0.346, SLG: 0.391										4	0	1	0	0	0	4				
Gary Woods, R (1,8) OBP: 0.336, SLG: 0.401										2	2	1	0	2	0	0				
Larry Bowa, S (1,6) OBP: 0.302, SLG: 0.315										3	0	1	1	0	0	2				
Doug Bird, R (1,1) OBP: 0.154, SLG: 0.179										3	0	1	1	0	0	1				
Inning Stats	R: 2 E: 0 K: 1 S: 7	H: 2 LOB: 1 BB: 0 P: 8	R: 0 E: 0 K: 0 S: 3	H: 0 LOB: 0 BB: 0 P: 3	R: 0 E: 0 K: 0 S: 4	H: 2 LOB: 1 BB: 0 P: 4	R: 2 E: 0 K: 1 S: 7	H: 2 LOB: 1 BB: 1 P: 11	R: 0 E: 0 K: 0 S: 6	H: 1 LOB: 2 BB: 1 P: 10	R: 1 E: 0 K: 0 S: 4	H: 2 LOB: 0 BB: 0 P: 4	R: 0 E: 0 K: 0 S: 4	H: 2 LOB: 1 BB: 0 P: 4	R: 0 E: 0 K: 0 S: 2	H: 1 LOB: 0 BB: 1 P: 6	1B: 6 2B: 5 3B: 1 HR: 1	SF: 0 SAC: 1 DP: 3 HBP: 1	WP: 1 PB: 0 SB: 0 CS: 0	PA: 35
PITCHER Brent Gaff, R (1,1) ERA: 4.25	IP: 4.0 WLS: L BF: 19 H: 6 R: 4 ER: 4 SO: 2 BB: 1 IBB: 0 HBP: 0 BLK: 0 WP: 0 HR: 1 S: 21 P: 26 ERA: 9.00 WHIP: 1.750															PITCHER				
Jesse Orosco, L (5,1) ERA: 2.99	IP: 3.0 WLS: L BF: 13 H: 5 R: 1 ER: 1 SO: 1 BB: 0 IBB: 1 HBP: 0 BLK: 0 WP: 0 HR: 0 S: 14 P: 18 ERA: 3.00 WHIP: 1.667															PITCHER				
Pat Zachry, R (8,1) ERA: 4.11	IP: 1.0 WLS: L BF: 3 H: 1 R: 0 ER: 0 SO: 0 BB: 1 IBB: 0 HBP: 0 BLK: 0 WP: 0 HR: 0 S: 2 P: 6 ERA: 0.00 WHIP: 2.000															PITCHER				

AB	28
R	0
H	3
RBI	0
BB	2
SO	5
LOB	9




AB	30
R	5
H	12
RBI	4
BB	3
SO	3
LOB	14



Batter	1	2	3	4	5	6	7	8	9	AB	R	H	RBI	BB	SO	LOB	TOP				
Wally Backman, S (1,4) Ron Gardenhire, R (8,6) OBP: 0.401, SLG: 0.397 OBP: 0.282, SLG: 0.301	4-3		1B	2B		1B		K		5	2	3	1	0	1	1					
John Stearns, R (1,2) OBP: 0.352, SLG: 0.418	5-3		FC3-6	1B	4-3				5-3	4	0	1	1	1	0	1					
Joel Youngblood, R (1,8) Mookie Wilson, S (4,8) OBP: 0.362, SLG: 0.361 OBP: 0.318, SLG: 0.371	K		FC3-6	1B						2	0	1	2	0	1	0					
Mike Jorgensen, L (1,3) OBP: 0.395, SLG: 0.357		F9	FC3-6	1B					F9	5	1	1	0	0	0	3					
George Foster, R (1,7) OBP: 0.331, SLG: 0.391	K		F2						F2	4	0	1	1	1	1	2					
Ellis Valentine, R (1,9) OBP: 0.281, SLG: 0.379	K			FC6-4	1B	6-3			K	5	0	1	0	0	2	3					
Hubie Brooks, R (1,5) OBP: 0.309, SLG: 0.312			K	FC6-4	HR	F9			K	4	1	0	0	0	2	2					
Bob Bailor, R (1,6) OBP: 0.307, SLG: 0.319			1B	2B	1B	K			1-3	3	1	1	0	1	1	1					
Craig Swan, R (1,1) Terry Leach, R (7,1) Pete Falcone, L (7,1) OBP: 0.296, SLG: 0.375 OBP: 0.167, SLG: 0.167 OBP: 0.103, SLG: 0.128			2B	1B	1B				K	3	2	2	2	0	1	0					
Inning Stats	R: 0 E: 0 K: 1 S: 5	H: 0 LOB: 0 BB: 0 P: 5	R: 0 E: 0 K: 2 S: 7	H: 0 LOB: 0 BB: 0 P: 7	R: 3 E: 0 K: 1 S: 9	H: 4 LOB: 2 BB: 1 P: 13	R: 2 E: 0 K: 1 S: 8	H: 3 LOB: 1 BB: 0 P: 8	R: 1 E: 0 K: 1 S: 7	H: 2 LOB: 1 BB: 0 P: 7	R: 0 E: 0 K: 1 S: 5	H: 0 LOB: 0 BB: 0 P: 5	R: 0 E: 0 K: 3 S: 9	H: 0 LOB: 1 BB: 1 P: 13	R: 0 E: 0 K: 0 S: 4	H: 1 LOB: 2 BB: 1 P: 8	1B: 9 2B: 2 3B: 0 HR: 1	SF: 0 SAC: 0 DP: 0 HBP: 0	WP: 0 PB: 0 SB: 6 CS: 0	PA: 42	
PITCHER	IP	WLS	BF	H	R	ER	SO	BB	IBB	HBP	BLK	WP	HR	S	P	ERA	WHIP				
Fergie Jenkins, R (1,1) ERA: 3.34	4.0	L	20	7	5	5	5	1	0	0	0	0	1	29	33	11.25	2.000				
Mike Proly, R (5,1) ERA: 2.21	2.0		10	4	2	2	2	0	0	0	0	0	0	14	14	9.00	2.000				
Willie Hernandez, L (7,1) ERA: 3.27	1.0		3	0	0	0	1	0	0	0	0	0	0	5	5	0.00	0.000				
Bill Campbell, R (8,1) ERA: 4.62	2.0		9	1	0	0	3	1	1	0	1	0	0	13	21	0.00	1.000				

New York Mets @ Chicago Cubs
Wrigley Field, Chicago, IL
Wed Aug 04 1982, 3:33 AM CDT
Att: 9,237 - Overcast - 72 F

AB	39
R	7
H	12
RBI	7
BB	3
SO	11
LOB	15



Batter	1	2	3	4	5	6	7	8	9	AB	R	H	RBI	BB	SO	LOB	BOTTOM					
Bump Willis, S (1,4) OBP: 0.331, SLG: 0.358	F8	G3		6-3			FC4-6	23	F8	5	1	1	0	0	0	4						
23 Ryne Sandberg, R (1,5) OBP: 0.295, SLG: 0.345			3-1		1B		FC4-6		F3	5	1	3	1	0	0	0						
Bill Buckner, L (1,3) OBP: 0.323, SLG: 0.377	P4		G3		G4-6-3		FC4-6		P6	5	0	1	1	0	0	3						
Leon Durham, L (1,9) OBP: 0.381, SLG: 0.518	F9				F5				4-3	4	0	1	1	0	0	3						
Keith Moreland, R (1,2) Bill Campbell, R (8,1) OBP: 0.326, SLG: 0.409		F9	F8		G4-6-3		F8			4	0	0	0	0	0	3						
Jay Johnstone, L (1,7) OBP: 0.349, SLG: 0.394				F9		G6-3		F7	4	1	2	0	0	0	0	0						
Gary Woods, R (1,8) OBP: 0.330, SLG: 0.393		F7		P3		G6-3		P4	4	0	0	0	0	0	2							
Larry Bowa, S (1,6) OBP: 0.304, SLG: 0.317		2B		E3		4-3				4	0	2	0	0	0	0						
Fergie Jenkins, R (1,1) Steve Henderson, R (4,PH) Mike Proly, R (5,1) Willie Hernandez, L (7,1) Junior Kennedy, R (7,PH) Jody Davis, R (8,2) OBP: 0.156, SLG: 0.179 OBP: 0.293, SLG: 0.286 OBP: 0.333, SLG: 0.409 OBP: 0.304, SLG: 0.322 OBP: 0.207, SLG: 0.378							1B	23	F8	1	0	1	1	0	0	0						
Inning Stats	R: 0 E: 0 K: 0 S: 4	H: 1 LOB: 1 BB: 0 P: 4	R: 1 E: 0 K: 0 S: 6	H: 3 LOB: 2 BB: 0 P: 6	R: 0 E: 0 K: 0 S: 4	H: 1 LOB: 1 BB: 0 P: 4	R: 0 E: 1 K: 0 S: 5	H: 1 LOB: 2 BB: 0 P: 5	R: 1 E: 0 K: 0 S: 4	H: 2 LOB: 0 BB: 0 P: 4	R: 0 E: 0 K: 0 S: 3	H: 1 LOB: 0 BB: 0 P: 3	R: 2 E: 0 K: 0 S: 5	H: 2 LOB: 1 BB: 1 P: 9	R: 0 E: 0 K: 0 S: 4	H: 1 LOB: 1 BB: 0 P: 4	R: 0 E: 0 K: 0 S: 3	H: 0 LOB: 0 BB: 0 P: 3	1B: 9 2B: 3 3B: 0 HR: 0	SF: 0 SAC: 0 DP: 2 HBP: 0	WP: 0 PB: 0 SB: 1 CS: 0	PA: 39
PITCHER	IP	WLS	BF	H	R	ER	SO	BB	IBB	HBP	BLK	WP	HR	S	P	ERA	WHIP					
Craig Swan, R (1,1) ERA: 3.85	6.0	W	27	9	3	3	0	1	0	0	0	0	0	26	30	4.50	1.667					
Terry Leach, R (7,1) ERA: 4.55	0.0		2	2	0	0	0	0	0	0	0	0	0	2	2	∞	∞					
Pete Falcone, L (7,1) ERA: 3.76	3.0	S	10	1	1	1	0	0	0	0	0	0	0	10	10	3.00	0.333					

New York Mets @ Chicago Cubs
Wrigley Field, Chicago, IL
Wed Aug 04 1982, 3:33 AM CDT
Att: 9,237 - Overcast - 72 F

AB	38
R	4
H	12
RBI	4
BB	1
SO	0
LOB	16



Batter	1	2	3	4	5	6	7	8	9	AB	R	H	RBI	BB	SO	LOB	TOP			
Mookie Wilson, S (1,8) OBP: 0.315, SLG: 0.368	0-0 4-3		0-0 4-3			0-3 K		0-3 K		4	0	0	0	0	2	0	New York Mets @ Chicago Cubs Wrigley Field, Chicago, IL Thu Aug 05 1982, 3:33 AM CDT Att: 15,658 - Overcast - 68 F			
Wally Backman, S (1,4) OBP: 0.395, SLG: 0.390	0-0 1-3		0-0 P6			0-0 1-3		0-0 4-3		4	0	0	0	0	0	0				
Ellis Valentine, R (1,9) OBP: 0.257, SLG: 0.374	0-0 6-3			0-0 1-3			0-0 F8			3	0	0	0	0	0	0				
Dave Kingman, R (1,3) OBP: 0.298, SLG: 0.456		0-0 5-3		0-0 F8			0-0 F7			3	0	0	0	0	0	0				
George Foster, R (1,7) OBP: 0.331, SLG: 0.389		4-0 1B SF9 BB		0-0 6-3			0-0 6-3			2	1	0	0	1	0	0				
Ron Hodges, L (1,2) OBP: 0.302, SLG: 0.436		0-0 SF9 1-3 1B			0-0 F8			0-0 G6-4-3 1B		3	0	2	0	0	0	0				
Hubie Brooks, R (1,5) OBP: 0.305, SLG: 0.310		0-0 SF9		0-0 F8			0-0 F8	0-0 G6-4-3		2	0	0	1	0	0	1				
Ron Gardenhire, R (1,6) OBP: 0.280, SLG: 0.299		0-0 2-3 3-H F7		0-0 F9			0-0 F9	0-0 P6		2	0	0	0	0	0	1				
Rusty Staub, L (8, PH) OBP: 0.292, SLG: 0.308										1	0	0	0	0	0	0				
Bob Bailor, R (8,6) OBP: 0.307, SLG: 0.319										0	0	0	0	0	0	0				
Charlie Puleo, R (1,1) OBP: 0.143, SLG: 0.122			0-0 5-3			0-0 F7			0-0 3-1	2	0	0	0	0	0	0				
Neil Allen, R (8,1) OBP: 0.266, SLG: 0.167										0	0	0	0	0	0	0				
Mike Jorgensen, L (9, PH) OBP: 0.391, SLG: 0.352										1	0	0	0	0	0	0				
Inning Stats	R: 0 E: 0 K: 0 S: 3	H: 0 LOB: 0 BB: 0 P: 3	R: 1 E: 0 K: 0 S: 4	H: 1 LOB: 1 BB: 1 P: 8	R: 0 E: 0 K: 0 S: 3	H: 0 LOB: 0 BB: 0 P: 3	R: 0 E: 0 K: 0 S: 3	H: 0 LOB: 0 BB: 0 P: 3	R: 0 E: 0 K: 1 S: 5	H: 0 LOB: 0 BB: 0 P: 5	R: 0 E: 0 K: 0 S: 3	H: 0 LOB: 0 BB: 0 P: 3	R: 0 E: 0 K: 0 S: 3	H: 1 LOB: 0 BB: 0 P: 3	R: 0 E: 0 K: 1 S: 5	H: 0 LOB: 0 BB: 0 P: 5	1B: 2 2B: 0 3B: 0 HR: 0	SF: 1 SAC: 0 DP: 1 HBP: 0	WP: 0 PB: 0 SB: 0 CS: 0	PA: 29
PITCHER Randy Martz, R (1,1) ERA: 4.3	IP: 9.0 WLS: W BF: 29	H: 2 R: 1 ER: 1 SO: 2	BB: 1 IBB: 0 HBP: 0 BLK: 0	WP: 0 HR: 0 S: 32 P: 36	ERA: 1.00 WHIP: 0.333	PITCHER														

AB	27
R	1
H	2
RBI	1
BB	1
SO	2
LOB	2



Batter	1	2	3	4	5	6	7	8	9	AB	R	H	RBI	BB	SO	LOB	BOTTOM		
23 Ryne Sandberg, R (1,5) OBP: 0.296, SLG: 0.345	4-0 F8 SH1-3 BB	0-0 FC5-2		0-0 G5-4-3			0-0 S 1B			3	0	1	0	1	0	4	New York Mets @ Chicago Cubs Wrigley Field, Chicago, IL Thu Aug 05 1982, 3:33 AM CDT Att: 15,658 - Overcast - 68 F		
Junior Kennedy, R (1,4) OBP: 0.295, SLG: 0.286	0-0 SH1-3	0-3 K			0-0 F3		0-0 3-1			3	0	0	0	0	1	4			
Bill Buckner, L (1,3) OBP: 0.325, SLG: 0.378	0-0 F8		0-0 HR 1B		0-0 4-3			0-0 2B 1B		4	2	2	0	0	0	1			
Leon Durham, L (1,8) OBP: 0.380, SLG: 0.518	0-0 P6		0-0 L7		0-0 F7			0-0 1B 2B		4	1	1	1	0	0	2			
Jody Davis, R (1,2) OBP: 0.300, SLG: 0.384		0-0 1B 2B		0-0 F3		0-0 6-3		0-0 1B 1B		1	0	1	0	0	0	0			
Keith Moreland, R (2, PR) OBP: 0.326, SLG: 0.409								0-0 1B 1B		3	1	1	1	0	0	1			
Jay Johnstone, L (1,9) OBP: 0.357, SLG: 0.413		4-0 1B 23 FC5-2 BB		0-0 HR		4-0 G5-4-3 BB		0-0 F8		2	1	1	2	2	0	1			
Steve Henderson, R (1,7) OBP: 0.292, SLG: 0.285		0-3 K		0-0 L7		0-0 G5-4-3		0-0 FC6-4 1B		4	0	1	0	0	1	3			
Larry Bowa, S (1,6) OBP: 0.303, SLG: 0.316		0-0 23 FC5-2 1-3 2H 1B		0-0 4-3			0-0 4-3	0-3 K		4	0	1	1	0	1	2			
Randy Martz, L (1,1) OBP: 0.370, SLG: 0.348		4-0 23 FC5-2 BB		0-0 G5-4-3 1B			0-0 F8	0-0 FC6-4		3	0	1	0	1	0	2			
Inning Stats	R: 0 E: 0 K: 0 S: 3	H: 0 LOB: 1 BB: 1 P: 7	R: 1 E: 0 K: 2 S: 9	H: 2 LOB: 3 BB: 2 P: 17	R: 2 E: 0 K: 0 S: 5	H: 2 LOB: 0 BB: 0 P: 5	R: 0 E: 0 K: 0 S: 3	H: 1 LOB: 0 BB: 0 P: 3	R: 0 E: 0 K: 0 S: 2	H: 0 LOB: 0 BB: 1 P: 6	R: 0 E: 0 K: 0 S: 4	H: 1 LOB: 1 BB: 0 P: 4	R: 2 E: 0 K: 1 S: 9	H: 4 LOB: 2 BB: 0 P: 9	1B: 7 2B: 2 3B: 0 HR: 1	SF: 0 SAC: 1 DP: 2 HBP: 0	WP: 0 PB: 0 SB: 1 CS: 0	PA: 36	
PITCHER Charlie Puleo, R (1,1) ERA: 4.25	IP: 7.0 WLS: L BF: 32	H: 9 R: 5 ER: 5 SO: 2	BB: 4 IBB: 0 HBP: 0 BLK: 0	WP: 0 HR: 1 S: 32 P: 48	ERA: 6.43 WHIP: 1.857	PITCHER													
Neil Allen, R (8,1) ERA: 3.16	IP: 1.0 WLS: L BF: 4	H: 1 R: 0 ER: 0 SO: 1	BB: 0 IBB: 0 HBP: 0 BLK: 0	WP: 0 HR: 0 S: 6 P: 6	ERA: 0.00 WHIP: 1.000	PITCHER													



Batter	1	2	3	4	5	6	7	8	9	AB	R	H	RBI	BB	SO	LOB	TOP					
Mookie Wilson, S (1, 8) OBP: 0.313, SLG: 0.364	F8		F7			6-3	F8			4	0	0	0	0	0	1	New York Mets @ Pittsburgh Pirates Three Rivers Stadium, Pittsburgh, PA Fri Aug 06 1982, 7:05 PM EDT Unknown					
Wally Backman, S (1, 4) OBP: 0.393, SLG: 0.386	F7			F7		1B SF9 BB		6-3		3	1	0	0	1	0							
Rusty Staub, L (1, 3) OBP: 0.291, SLG: 0.306	4-3			F9		1B		6-3		4	0	1	0	0	0							
George Foster, R (1, 7) OBP: 0.328, SLG: 0.386		K		P4		SF9		K		3	0	0	1	0	2							
Mike Jorgensen, L (1, 9) OBP: 0.385, SLG: 0.347		K			P5			F8		4	0	1	0	0	1							
Ron Hodges, L (1, 2) OBP: 0.319, SLG: 0.447						2B	F7			2	2	1	0	2	0	2						
Hubie Brooks, R (1, 5) OBP: 0.312, SLG: 0.328		K				2B				4	0	3	1	0	1	1						
Ron Gardenhire, R (1, 6) OBP: 0.277, SLG: 0.296			F9		6-3			SF8		3	0	0	0	0	0	2						
Mike Howard, S (9, PH)							P6			0	0	0	1	0	0	0						
Mike Scott, R (1, 1) OBP: 0.209, SLG: 0.268										1	0	0	0	0	0	0						
Gar Retzlaff, L (5, PH) OBP: 0.252, SLG: 0.313										1	0	0	0	0	0	1						
Ed Lynch, R (5, 1)										0	0	0	0	0	0	0						
Dave Kingman, R (7, PH) OBP: 0.297, SLG: 0.445										1	0	0	0	0	0	1						
Terry Leach, R (7, 1) OBP: 0.187, SLG: 0.187										0	0	0	0	0	0	0						
Jesse Orosco, R (7, 1)										0	0	0	0	0	0	0						
Ellis Valentine, R (9, PH) OBP: 0.256, SLG: 0.372										1	0	0	0	0	0	1						
Inning Stats	R: 0 E: 0 K: 0 S: 3	H: 0 LOB: 0 BB: 0 P: 3	R: 0 E: 0 K: 3 S: 9	H: 0 LOB: 1 BB: 1 P: 13	R: 0 E: 0 K: 0 S: 3	H: 0 LOB: 0 BB: 0 P: 3	R: 0 E: 0 K: 0 S: 3	H: 0 LOB: 0 BB: 0 P: 3	R: 1 E: 0 K: 0 S: 5	H: 2 LOB: 1 BB: 0 P: 5	R: 1 E: 0 K: 0 S: 5	H: 2 LOB: 2 BB: 1 P: 9	R: 0 E: 0 K: 1 S: 4	H: 1 LOB: 0 BB: 0 P: 4	R: 0 E: 0 K: 1 S: 5	H: 0 LOB: 0 BB: 0 P: 5	R: 1 E: 0 K: 0 S: 4	H: 1 LOB: 1 BB: 1 P: 8	1B: 2 2B: 4 3B: 0 HR: 0	SF: 2 SAC: 0 DP: 0 HBP: 0	WP: 0 PB: 0 SB: 0 CS: 0	PA: 36
PITCHER Manny Sarmiento, R (1, 1) ERA: 3.01	IP: 9.0 WLS: W BF: 36 H: 6 R: 3 ER: 3 SO: 4 BB: 3 IBB: 0 HBP: 0 BLK: 0 WP: 0 HR: 0 S: 41 P: 53 ERA: 3.00 WHIP: 1.000															PITCHER						

AB	31
R	3
H	6
RBI	3
BB	3
SO	4
LOB	9



Batter	1	2	3	4	5	6	7	8	9	AB	R	H	RBI	BB	SO	LOB	BOTTOM												
Omar Moreno, L (1, 8) OBP: 0.301, SLG: 0.319	G3		6-3		1-3					3	1	0	0	1	0	0	New York Mets @ Pittsburgh Pirates Three Rivers Stadium, Pittsburgh, PA Fri Aug 06 1982, 7:05 PM EDT Unknown												
Johnny Ray, S (1, 4) OBP: 0.341, SLG: 0.425					K		E7			4	0	3	2	0	1	0													
Bill Madlock, R (1, 5) OBP: 0.362, SLG: 0.457							1B			2	1	0	0	2	0	1													
Jason Thompson, L (1, 3) OBP: 0.391, SLG: 0.512										2	2	1	2	1	1	0													
Mike Easter, L (1, 7) OBP: 0.341, SLG: 0.419										4	1	2	2	0	1	2													
Lee Lacy, R (1, 9) OBP: 0.352, SLG: 0.363										3	0	1	0	1	0	0													
Tony Peña, R (1, 2) OBP: 0.324, SLG: 0.428										3	1	1	1	0	0	0													
Dale Berra, R (1, 6) OBP: 0.315, SLG: 0.405										4	1	1	0	0	1	2													
Manny Sarmiento, R (1, 1) OBP: 0.276, SLG: 0.222										2	0	0	0	0	1	2													
Inning Stats	R: 0 E: 0 K: 0 S: 3	H: 1 LOB: 0 BB: 0 P: 3	R: 2 E: 0 K: 0 S: 5	H: 2 LOB: 0 BB: 0 P: 5	R: 0 E: 0 K: 1 S: 5	H: 1 LOB: 0 BB: 0 P: 5	R: 2 E: 0 K: 0 S: 4	H: 1 LOB: 2 BB: 3 P: 16	R: 0 E: 0 K: 1 S: 5	H: 0 LOB: 0 BB: 0 P: 5	R: 0 E: 0 K: 1 S: 5	H: 1 LOB: 0 BB: 0 P: 5	R: 3 E: 1 K: 1 S: 8	H: 3 LOB: 2 BB: 2 P: 16	R: 0 E: 0 K: 1 S: 5	H: 0 LOB: 0 BB: 0 P: 5		1B: 6 2B: 1 3B: 0 HR: 2	SF: 2 SAC: 1 DP: 0 HBP: 0	WP: 0 PB: 0 SB: 0 CS: 1	PA: 37								
PITCHER Mike Scott, R (1, 1) ERA: 4.91	IP: 4.0 WLS: L BF: 18 H: 5 R: 4 ER: 4 SO: 1 BB: 3 IBB: 0 HBP: 0 BLK: 0 WP: 0 HR: 2 S: 17 P: 29 ERA: 9.00 WHIP: 2.000															PITCHER													
Ed Lynch, R (5, 1) ERA: 3.79	2.0	6	1	0	0	2	0	0	0	0	0	10	10	0.00	0.500														
Terry Leach, R (7, 1) ERA: 5.46	0.1	6	3	3	3	0	0	2	0	0	0	4	12	81.00	9.000														
Jesse Orosco, L (7, 1) ERA: 2.92	1.2	5	0	0	0	2	0	0	0	0	0	9	9	0.00	0.000														

AB	27
R	7
H	9
RBI	7
BB	5
SO	5
LOB	7




Batter	1	2	3	4	5	6	7	8	9	AB	R	H	RBI	BB	SO	LOB	TOP																			
Mike Howard, S (1,8) Neil Allen, R (7,1) OBP: 0.375, SLG: 0.167	4-0 BB		0-0 4-3		0-0 6-3		4-0 1B BB		4-0 E 1B BB	2	0	0	0	2	0	0																				
Bob Bailor, R (1,4) OBP: 0.305, SLG: 0.316	0-0 F2		0-0 3B 1B		0-0 4-3		0-3 K		0-0 E4 1B BB	5	2	1	1	0	1	5																				
Ellis Valentine, R (1,9) OBP: 0.259, SLG: 0.382	0-0 F9		0-0 1-H 3B		0-0 F3		0-0 1B		0-0 P4	5	0	2	3	0	0	3																				
Dave Kingman, R (1,3) Mike Jorgensen, L (8,3) OBP: 0.297, SLG: 0.461 OBP: 0.391, SLG: 0.347	0-3 K		0-3 K		0-0 F9		0-0 HR K		4-0 1B IBB	4	1	1	1	0	3	4																				
George Foster, R (1,7) OBP: 0.326, SLG: 0.383		0-0 6-3	0-3 K		0-0 F9		0-0 1-3		0-0 FC6-4 1B	5	0	1	2	0	1	1																				
John Stearns, R (1,2) OBP: 0.347, SLG: 0.412		0-3 K		0-0 L5		0-0 F8		0-0 6-3	0-0 F7	5	0	0	0	0	1	2																				
Hubie Brooks, R (1,5) OBP: 0.317, SLG: 0.331		4-0 1B BB		0-0 CS 1B		0-0 E SH1-4 1B		0-0 E6	0-0 FC6-4 1B	4	1	2	0	1	0	2	AB 37 R 7 H 9 RBI 7 BB 5 SO 8 LOB 22																			
Ron Gardenhire, R (1,6) OBP: 0.278, SLG: 0.296		0-0 1-3 1B		0-3 K 1-2		0-0 SH1-4 1-2		0-0 5-3		3	0	1	0	0	1	2																				
Randy Jones, R (1,1) Mookie Wilson, S (7,PH) OBP: 0.233, SLG: 0.148 OBP: 0.313, SLG: 0.365		0-0 F3		0-0 K		0-3 K		0-0 E4 1B BB 2-3	0-0 E S 1B	2	0	0	0	0	1	2																				
Inning Stats	R: 0 E: 0 K: 1 S: 5	H: 0 LOB: 1 BB: 1 P: 9	R: 0 E: 0 K: 1 S: 6	H: 1 LOB: 2 BB: 1 P: 10	R: 1 E: 0 K: 2 S: 9	H: 2 LOB: 1 BB: 0 P: 9	R: 0 E: 0 K: 1 S: 5	H: 1 LOB: 0 BB: 0 P: 5	R: 0 E: 0 K: 1 S: 5	H: 0 LOB: 0 BB: 0 P: 5	R: 1 E: 0 K: 0 S: 4	H: 1 LOB: 0 BB: 0 P: 4	R: 2 E: 1 K: 2 S: 10	H: 2 LOB: 2 BB: 1 P: 14	R: 0 E: 1 K: 0 S: 4	H: 0 LOB: 1 BB: 0 P: 4	R: 3 E: 1 K: 0 S: 6	H: 2 LOB: 2 BB: 2 P: 14	1B: 7 2B: 0 3B: 1 HR: 1	SF: 0 SAC: 1 DP: 0 HBP: 0	WP: 0 PB: 0 SB: 1 CS: 1	PA: 43														
PITCHER	IP	WLS	BF	H	R	ER	SO	BB	IBB	HBP	BLK	WP	HR	S	P	ERA	WHIP	PITCHER	IP	WLS	BF	H	R	ER	SO	BB	IBB	HBP	BLK	WP	HR	S	P	ERA	WHIP	
Ross Baumgarten, L (1,1) ERA: 6.21	6.1	L	26	6	3	2	6	2	0	0	0	0	1	36	44	2.84	1.263																			
Rod Scully, L (7,1) ERA: 2.11	0.2		5	1	1	0	2	1	0	0	0	0	0	8	12	0.00	3.000																			
Kent Tekulve, R (8,1) ERA: 2.85	2.0		12	2	3	2	0	1	1	0	0	0	0	10	18	9.00	1.500																			

Batter	1	2	3	4	5	6	7	8	9	AB	R	H	RBI	BB	SO	LOB	BOTTOM																			
Omar Moreno, L (1,8) OBP: 0.304, SLG: 0.322	0-3 K		0-0 1B CS 1B		0-0 IHR 1B		0-3 K		0-0 G6-4-3 1B	5	1	3	1	0	2	1																				
Lee Lacy, R (1,7) Jason Thompson, L (7,PH) Kent Tekulve, R (8,1) OBP: 0.352, SLG: 0.376 OBP: 0.393, SLG: 0.512	0-0 6-3		0-0 F7		0-0 IHR		4-0 BB		0-0 G6-4-3 1B	3	1	1	2	0	0	1																				
Bill Madlock, R (9,PH) OBP: 0.361, SLG: 0.456			1-2		1-H		0-3 K		0-0 1-2	1	0	0	0	0	0	2																				
Jim Morrison, R (1,5) OBP: 0.290, SLG: 0.451	0-0 2B		0-0 2-3 1B		0-0 1B		0-3 K			4	0	3	0	0	1	2																				
Willie Stargell, L (1,3) OBP: 0.333, SLG: 0.481	0-0 G3		0-0 CS 3-H	0-3 K	0-3 K		0-3 K			4	0	0	0	0	3	2																				
Dick Davis, R (1,9) OBP: 0.302, SLG: 0.460		0-0 F7		4-0 FC5-4 BB		0-0 F3		0-3 K		3	0	0	0	1	1	0																				
Johnny Ray, S (1,4) OBP: 0.340, SLG: 0.422		0-0 F7		0-0 FC5-4 FC6-4 1-2		4-0 G4-6-3 BB		0-0 F7		3	0	0	0	1	0	1																				
Dale Berra, R (1,6) OBP: 0.315, SLG: 0.404		0-0 1B		0-0 FC6-4 1-2		0-0 G4-6-3 1-2			0-0 F8	4	0	1	0	0	0	2	AB 35 R 3 H 11 RBI 3 BB 3 SO 10 LOB 12																			
Steve Nicosia, R (1,2) John Milner, L (7,PH) Tony Peña, R (8,2) OBP: 0.365, SLG: 0.403 OBP: 0.211, SLG: 0.152 OBP: 0.326, SLG: 0.429		0-0 F8		0-0 F8		0-3 K		0-0 1B 1B		2	0	0	0	0	0	1																				
Ross Baumgarten, L (1,1) Rod Scully, L (7,1) Mike Easter, L (7,PH) OBP: 0.100, SLG: 0.100 OBP: 0.235, SLG: 0.353 OBP: 0.345, SLG: 0.423			0-3 K		0-3 K		0-0 WP 1B		0-0 1B	2	0	0	0	0	0	0																				
Inning Stats	R: 0 E: 0 K: 1 S: 6	H: 1 LOB: 0 BB: 0 P: 6	R: 0 E: 0 K: 0 S: 4	H: 1 LOB: 0 BB: 0 P: 4	R: 0 E: 0 K: 1 S: 6	H: 2 LOB: 1 BB: 0 P: 6	R: 0 E: 0 K: 1 S: 5	H: 0 LOB: 1 BB: 1 P: 9	R: 2 E: 0 K: 2 S: 10	H: 3 LOB: 1 BB: 0 P: 10	R: 0 E: 0 K: 0 S: 2	H: 0 LOB: 0 BB: 1 P: 6	R: 0 E: 0 K: 3 S: 10	H: 1 LOB: 2 BB: 1 P: 14	R: 0 E: 0 K: 2 S: 7	H: 0 LOB: 0 BB: 0 P: 7	R: 1 E: 0 K: 0 S: 5	H: 3 LOB: 1 BB: 0 P: 5	1B: 9 2B: 1 3B: 0 HR: 1	SF: 0 SAC: 0 DP: 2 HBP: 0	WP: 1 PB: 0 SB: 1 CS: 1	PA: 39														
PITCHER	IP	WLS	BF	H	R	ER	SO	BB	IBB	HBP	BLK	WP	HR	S	P	ERA	WHIP	PITCHER	IP	WLS	BF	H	R	ER	SO	BB	IBB	HBP	BLK	WP	HR	S	P	ERA	WHIP	
Randy Jones, L (1,1) ERA: 4.5	6.0	W	25	7	2	2	5	2	0	0	0	1	0	33	41	3.00	1.500																			
Neil Allen, R (7,1) ERA: 3.15	3.0	S	13	4	1	1	5	1	0	0	0	1	0	22	26	3.00	1.667																			


New York Mets @ Pittsburgh Pirates
Three Rivers Stadium, Pittsburgh, PA
Fri Aug 06 1982, 7:05 PM EDT
Att: 21,210 - Unknown

AB 37
R 7
H 9
RBI 7
BB 5
SO 8
LOB 22



New York Mets @ Pittsburgh Pirates
Three Rivers Stadium, Pittsburgh, PA
Fri Aug 06 1982, 7:05 PM EDT
Att: 21,210 - Unknown

AB 35
R 3
H 11
RBI 3
BB 3
SO 10
LOB 12



Batter	1	2	3	4	5	6	7	8	9	AB	R	H	RBI	BB	SO	LOB	TOP								
Mookie Wilson, S OBP: 0.316, SLG: 0.368 (1, 8)	F7		FC6-4 1B			3B 1B	E S 1B		3-1	5	1	3	0	0	0	0									
Bob Bailor, R OBP: 0.304, SLG: 0.324 (1, 6) (7, 4)	6-3		FC6-4 1-2			1B 3B	F2			4	1	1	1	0	0	2									
Ellis Valentine, R OBP: 0.283, SLG: 0.384 (1, 9)	6-3			G5-4-3 1B		HR 1B			6-3	4	1	2	1	0	0	0									
Dave Kingman, R OBP: 0.296, SLG: 0.467 Mike Jorgensen, L OBP: 0.391, SLG: 0.347 (1, 3) (8, 3)		4-3		G5-4-3 1-2		HR 1B			6-3	4	1	1	2	0	0	1									
Rusty Staub, L OBP: 0.297, SLG: 0.313 Mike Howard, S (8, PR) (8, 7)	F8			1B		4-3				4	0	2	0	0	0	0									
John Stearns, R OBP: 0.346, SLG: 0.413 (1, 2)	FC5 2B			K		K			F9	4	0	1	0	0	2	2									
Hubie Brooks, R OBP: 0.316, SLG: 0.330 (1, 5)	FC5 2-3					F8				4	1	1	0	0	0	1									
Wally Backman, S OBP: 0.389, SLG: 0.381 Ron Gardenhire, R OBP: 0.280, SLG: 0.299 (1, 4) (7, 6)			6-3			6-3			G3	3	0	0	0	0	0	0									
Pat Zachry, R (1, 1)			K			K			K	4	0	0	0	0	4	1									
Inning Stats	R: 0 E: 0 K: 0 S: 3	H: 0 LOB: 0 BB: 0 P: 3	R: 0 E: 0 K: 0 S: 4	H: 1 LOB: 1 BB: 0 P: 4	R: 0 E: 0 K: 1 S: 6	H: 1 LOB: 1 BB: 0 P: 6	R: 0 E: 0 K: 1 S: 6	H: 2 LOB: 1 BB: 0 P: 6	R: 0 E: 0 K: 1 S: 5	H: 0 LOB: 0 BB: 0 P: 5	R: 4 E: 0 K: 1 S: 9	H: 4 LOB: 0 BB: 0 P: 9	R: 0 E: 0 K: 1 S: 6	H: 1 LOB: 1 BB: 0 P: 6	R: 0 E: 0 K: 0 S: 4	H: 1 LOB: 1 BB: 0 P: 4	R: 1 E: 1 K: 1 S: 6	H: 2 LOB: 2 BB: 0 P: 6	1B: 9 2B: 2 3B: 1 HR: 1	SF: 0 SAC: 0 DP: 2 HBP: 0	WP: 0 PB: 0 SB: 2 CS: 1	PA: 37			
PITCHER	IP	WLS	BF	H	R	ER	SO	BB	IBB	HBP	BLK	WP	HR	S	P	ERA	WHIP								
Rick Rhoden, R ERA: 4.83 (1, 1)	6.0	L	25	8	4	4	4	0	0	0	0	0	1	33	33	6.00	1.333								
Enrique Romo, R ERA: 4.15 (7, 1)	2.0		8	2	0	0	1	0	0	0	0	0	0	10	10	0.00	1.000								
Kent Tekulve, R ERA: 2.82 (9, 1)	1.0		4	2	1	0	1	0	0	0	0	0	0	6	6	0.00	2.000								

New York Mets @ Pittsburgh Pirates
Three Rivers Stadium, Pittsburgh, PA
Sat Aug 07 1982, 7:05 PM EDT
Att: 19,938 - Unknown

AB	37
R	5
H	12
RBI	4
BB	0
SO	6
LOB	7



Batter	1	2	3	4	5	6	7	8	9	AB	R	H	RBI	BB	SO	LOB	BOTTOM								
Omar Moreno, L OBP: 0.305, SLG: 0.323 (1, 8)	K			F7			E7 4-3 1B		F8	5	0	2	0	0	1	1									
Johnny Ray, S OBP: 0.336, SLG: 0.419 (1, 4)	1B 1B				F8		4-3		6-3	5	1	1	0	0	0	3									
Bill Madlock, R OBP: 0.362, SLG: 0.455 (1, 5)	1B 2B 1B			G6-4-3 1B		K			1-3	5	1	2	0	0	1	1									
Jason Thompson, L OBP: 0.396, SLG: 0.513 (1, 3)	2B FC9-2 1B			G6-4-3 1B		F9			BB	3	0	2	1	1	0	0									
Mike Easter, L OBP: 0.347, SLG: 0.428 (1, 7)	1B 2B			G6-4-3		BB 1B			F8	4	0	2	1	0	0	4									
Lee Lacy, R OBP: 0.350, SLG: 0.378 (1, 9)	FC9-2 3-H			P5		F7			4-3 2B	4	0	1	0	0	0	4									
Tony Peña, R OBP: 0.322, SLG: 0.424 (1, 2)				F9		5-3			P4	4	0	0	0	0	1	2									
Jim Smith, R OBP: 0.368, SLG: 0.406 Willie Stargell, L OBP: 0.205, SLG: 0.472 Kent Tekulve, R (1, 6) (8, PH) (9, 1)		1B BB				6-3 2B			4-3	1	0	1	0	2	0	0									
Rick Rhoden, R OBP: 0.305, SLG: 0.561 John Milner, L OBP: 0.205, SLG: 0.147 Enrique Romo, R OBP: 0.428, SLG: 0.714 Jim Morrison, R OBP: 0.289, SLG: 0.449 (1, 1) (6, PH) (7, 1) (8, PH) (9, 6)		F9				6-3			G3	2	0	0	0	0	0	2									
Inning Stats	R: 2 E: 0 K: 1 S: 8	H: 4 LOB: 1 BB: 0 P: 8	R: 0 E: 0 K: 0 S: 4	H: 1 LOB: 2 BB: 1 P: 8	R: 0 E: 0 K: 0 S: 4	H: 2 LOB: 1 BB: 0 P: 4	R: 0 E: 0 K: 0 S: 4	H: 1 LOB: 1 BB: 0 P: 4	R: 0 E: 0 K: 1 S: 5	H: 0 LOB: 0 BB: 0 P: 5	R: 0 E: 0 K: 0 S: 4	H: 1 LOB: 2 BB: 1 P: 8	R: 0 E: 1 K: 0 S: 4	H: 1 LOB: 2 BB: 1 P: 8	R: 0 E: 0 K: 2 S: 8	H: 1 LOB: 1 BB: 0 P: 8	R: 0 E: 0 K: 0 S: 3	H: 0 LOB: 0 BB: 0 P: 3	1B: 8 2B: 4 3B: 0 HR: 0	SF: 0 SAC: 0 DP: 2 HBP: 0	WP: 0 PB: 0 SB: 0 CS: 0	PA: 39			
PITCHER	IP	WLS	BF	H	R	ER	SO	BB	IBB	HBP	BLK	WP	HR	S	P	ERA	WHIP								
Pat Zachry, R ERA: 3.91 (1, 1)	9.0	W	39	11	2	2	4	3	0	0	0	0	0	44	56	2.00	1.556								

New York Mets @ Pittsburgh Pirates
Three Rivers Stadium, Pittsburgh, PA
Sat Aug 07 1982, 7:05 PM EDT
Att: 19,938 - Unknown

AB	36
R	2
H	11
RBI	2
BB	3
SO	4
LOB	21



Batter	1	2	3	4	5	6	7	8	9	AB	R	H	RBI	BB	SO	LOB	TOP
Mookie Wilson, S (1, 8) OBP: 0.318, SLG: 0.369										4	1	2	0	0	1	0	New York Mets @ Pittsburgh Pirates Three Rivers Stadium, Pittsburgh, PA Sun Aug 08 1982, 3:33 AM EDT Att: 19,679 - Unknown
Bob Bailor, R (1, 6) OBP: 0.303, SLG: 0.322										4	0	1	0	0	0	1	
Ellis Valentine, R (1, 9) OBP: 0.263, SLG: 0.379										3	0	0	0	0	0	1	
Dave Kingman, R (1, 3) OBP: 0.294, SLG: 0.463										3	0	0	1	0	1	0	
Gary Rajsich, L (1, 7) OBP: 0.262, SLG: 0.303										3	0	0	0	1	0	2	
John Stearns, R (1, 2) OBP: 0.347, SLG: 0.412										3	0	1	0	1	0	1	
Hubie Brooks, R (1, 5) OBP: 0.318, SLG: 0.332										4	0	2	0	0	0	3	
Wally Backman, S (1, 4) OBP: 0.389, SLG: 0.378										2	0	0	0	1	1	1	
George Foster, R (9, PH) OBP: 0.326, SLG: 0.382										1	0	0	0	0	0	2	
Craig Swan, R (1, 1) OBP: 0.276, SLG: 0.346										2	0	0	0	0	0	1	
Rusty Staub, L (8, PH) OBP: 0.295, SLG: 0.310										1	0	0	0	0	0	0	
Terry Leach, R (8, 1) OBP: 0.167, SLG: 0.167										0	0	0	0	0	0	0	
Inning Stats	R: 1 E: 0 K: 0 S: 5	H: 2 LOB: 3 BB: 1 P: 10	R: 0 E: 0 K: 1 S: 5	H: 0 LOB: 0 BB: 0 P: 5	R: 0 E: 0 K: 0 S: 3	H: 0 LOB: 0 BB: 0 P: 3	R: 0 E: 0 K: 0 S: 3	H: 0 LOB: 0 BB: 0 P: 3	R: 0 E: 0 K: 0 S: 3	H: 1 LOB: 1 BB: 1 P: 7	R: 0 E: 0 K: 1 S: 7	H: 1 LOB: 2 BB: 0 P: 7	R: 0 E: 0 K: 1 S: 7	H: 2 LOB: 2 BB: 0 P: 7	1B: 6 2B: 0 3B: 0 HR: 0	SF: 1 SAC: 0 DP: 2 HBP: 1	WP: 0 PA: 35 PB: 0 SB: 0 CS: 0
PITCHER	IP WLS BF H R ER SO BB IBB HBP BLK WP HR S P ERA WHIP																
Don Robinson, R (1, 1) ERA: 3.74	8.0 W 30 4 1 1 2 3 0 1 0 0 0 30 43 1.12 0.875																
Kent Tekulve, R (9, 1) ERA: 2.79	1.0 S 5 2 0 0 1 0 0 0 0 0 0 7 7 0.00 2.000																

AB	30
R	1
H	6
RBI	1
BB	3
SO	3
LOB	12



Batter	1	2	3	4	5	6	7	8	9	AB	R	H	RBI	BB	SO	LOB	BOTTOM		
Omar Moreno, L (1, 8) OBP: 0.304, SLG: 0.322										4	0	1	0	0	1	3	New York Mets @ Pittsburgh Pirates Three Rivers Stadium, Pittsburgh, PA Sun Aug 08 1982, 3:33 AM EDT Att: 19,679 - Unknown		
Johnny Ray, S (1, 4) OBP: 0.335, SLG: 0.416										4	1	0	0	0	0	3			
Bill Madlock, R (1, 5) OBP: 0.361, SLG: 0.458										4	0	1	2	0	0	1			
Jason Thompson, L (1, 3) OBP: 0.397, SLG: 0.514										3	0	1	0	1	0	1			
Mike Easter, L (1, 7) OBP: 0.343, SLG: 0.422										4	0	0	0	0	2	3			
Lee Lacy, R (1, 9) OBP: 0.348, SLG: 0.380										4	1	1	0	0	1	1			
Tony Peña, R (1, 2) OBP: 0.324, SLG: 0.424										3	0	1	0	1	0	1			
Jim Smith, R (1, 6) OBP: 0.357, SLG: 0.389										4	1	1	0	0	1	3			
Don Robinson, R (1, 1) ERA: 3.41										4	1	3	1	0	0	1			
Dale Berra, R (8, PR) OBP: 0.315, SLG: 0.404										0	0	0	0	0	0	0			
Kent Tekulve, R (9, 1) ERA: 5.28										0	0	0	0	0	0	0			
Inning Stats	R: 0 E: 0 K: 1 S: 5	H: 0 LOB: 0 BB: 0 P: 5	R: 0 E: 0 K: 1 S: 6	H: 1 LOB: 1 BB: 0 P: 6	R: 0 E: 0 K: 0 S: 4	H: 1 LOB: 1 BB: 0 P: 4	R: 0 E: 0 K: 0 S: 4	H: 1 LOB: 1 BB: 0 P: 4	R: 3 E: 1 K: 1 S: 9	H: 3 LOB: 2 BB: 1 P: 13	R: 0 E: 0 K: 1 S: 5	H: 0 LOB: 1 BB: 1 P: 9	R: 0 E: 0 K: 0 S: 4	H: 1 LOB: 1 BB: 0 P: 4	R: 1 E: 1 K: 1 S: 7	H: 2 LOB: 1 BB: 0 P: 7	1B: 6 2B: 2 3B: 1 HR: 0	SF: 0 SAC: 0 DP: 0 HBP: 0	WP: 0 PA: 37 PB: 0 SB: 2 CS: 1
PITCHER	IP WLS BF H R ER SO BB IBB HBP BLK WP HR S P ERA WHIP																		
Craig Swan, R (1, 1) ERA: 3.41	7.0 L 31 7 3 0 4 2 0 0 0 0 0 0 37 45 0.00 1.286																		
Terry Leach, R (8, 1) ERA: 5.28	1.0 5 2 1 0 1 0 0 0 0 0 0 7 7 0.00 2.000																		

AB	34
R	4
H	9
RBI	3
BB	2
SO	5
LOB	17



Batter	1	2	3	4	5	6	7	8	9	AB	R	H	RBI	BB	SO	LOB	TOP					
Tom Herr, S OBP: 0.350, SLG: 0.331	4-0 BB SF8 E BB	0-0 5-3-5 1B			0-0 L7			0-0 6-3	0-0 1B	4	1	2	0	1	0	0						
Lonnie Smith, R OBP: 0.386, SLG: 0.433	0-0 E4 SF8 BB 1-2 1B	0-0 5-3-5 1-3f			0-0 F7			4-0 5-3 1B WP BB	0-0 5-3	4	2	0	0	1	0	3						
Keith Hernandez, L OBP: 0.368, SLG: 0.380	4-0 BB 1-2 2-3 1B BB		0-3 K		0-0 F8			4-0 5-3 1B BB		2	2	0	0	2	1	0						
George Hendrick, R OBP: 0.311, SLG: 0.447	0-0 SF8		0-3 K		0-0 6-3			0-0 5-3		3	0	0	1	0	1	2						
Darrell Porter, L OBP: 0.351, SLG: 0.411	4-0 1B SF8 BB		0-0 4-3		0-3 K			0-0 BB 1B		3	1	1	2	1	1	0						
David Green, R OBP: 0.350, SLG: 0.421	0-0 S 1-3 2-H 3-H 1B		0-3 K		0-0 6-3 1B			4-0 1-2 BB		3	1	2	2	1	1	0						
Ken Oberkfell, L OBP: 0.337, SLG: 0.367	0-0 SF8		0-0 4-3		0-0 6-3 1B			0-0 G3		3	0	1	1	0	0	2						
Ozzie Smith, S OBP: 0.357, SLG: 0.336	0-3 K		0-0 F9		0-0 6-3			0-0 P6		4	0	0	1	0	1	2						
Steve Mura, R OBP: 0.093, SLG: 0.049		0-0 4-3			0-0 6-3			0-0 4-3		4	0	0	0	0	0	1						
Inning Stats	R: 4 E: 1 K: 1 S: 7	H: 1 LOB: 1 BB: 3 P: 19	R: 0 E: 0 K: 0 S: 3	H: 1 LOB: 0 BB: 0 P: 3	R: 0 E: 0 K: 2 S: 7	H: 0 LOB: 0 BB: 0 P: 7	R: 0 E: 0 K: 1 S: 5	H: 0 LOB: 0 BB: 0 P: 5	R: 0 E: 0 K: 0 S: 3	H: 0 LOB: 0 BB: 0 P: 3	R: 0 E: 0 K: 1 S: 5	H: 0 LOB: 0 BB: 0 P: 5	R: 1 E: 0 K: 0 S: 4	H: 2 LOB: 0 BB: 0 P: 4	R: 2 E: 0 K: 0 S: 4	H: 1 LOB: 2 BB: 0 P: 16	R: 0 E: 0 K: 0 S: 4	H: 1 LOB: 1 BB: 0 P: 4	1B: 6 2B: 1 3B: 0 HR: 0	SF: 2 SAC: 0 DP: 1 HBP: 0	WP: 1 PB: 0 SB: 1 CS: 1	PA: 38
PITCHER	IP WLS BF H R ER SO BB IBB HBP BLK WP HR S P ERA WHIP																					
Randy Jones, L ERA: 4.66	(1, 1) 0.1 L 6 1 4 2 0 3 0 0 0 0 0 0 0 3 15 54.00 12.000																					
Ed Lynch, R ERA: 3.52	(1, 1) 4.2 14 1 0 0 4 0 0 0 0 0 0 0 22 22 0.00 0.214																					
Pete Falcone, L ERA: 3.89	(6, 1) 3.0 14 3 3 3 1 3 0 0 0 0 1 0 13 25 9.00 2.000																					
Terry Leach, R ERA: 5.1	(9, 1) 1.0 4 1 0 0 0 0 0 0 0 0 0 0 4 4 0.00 1.000																					

St. Louis Cardinals @ New York Mets
Shea Stadium, Flushing, NY
Tue Aug 10 1982, 7:05 PM EDT
Att: 15,833 - Cloudy - 78 F

AB 30
R 7
H 6
RBI 7
BB 6
SO 5
LOB 10



Batter	1	2	3	4	5	6	7	8	9	AB	R	H	RBI	BB	SO	LOB	BOTTOM					
Mookie Wilson, S OBP: 0.317, SLG: 0.365	0-0 5-3			0-3 K	0-0 1B			0-0 G3		4	0	1	0	0	1	0						
Wally Backman, S OBP: 0.390, SLG: 0.375	4-0 G5-4-3 BB			4-0 BB 1B BB	0-3 K			0-0 6-3		2	0	0	0	2	1	1						
Terry Leach, R OBP: 0.167, SLG: 0.167										0	0	0	0	0	0	0						
Ellis Valentine, R OBP: 0.275, SLG: 0.392	0-0 G5-4-3 1-2f			0-0 BB 1B	0-0 E6 G5-4-3			0-0 1B		4	0	2	0	0	0	1						
Dave Kingman, R OBP: 0.293, SLG: 0.455		0-0 F5		4-0 G6-4-3 BB	0-0 G5-4-3 1-2f			0-3 K		3	0	0	0	1	1	2						
George Foster, R OBP: 0.322, SLG: 0.379		0-0 5-3		0-0 G6-4-3 1-2f	0-3 K			0-0 F8		4	0	0	0	0	1	4						
Hubie Brooks, R OBP: 0.320, SLG: 0.331		0-0 L3			0-0 G4-6-3 1B			0-0 F9		4	0	1	0	0	0	1						
Ron Hodges, L OBP: 0.317, SLG: 0.438			4-0 G6-3 BB		0-0 G4-6-3 1-2f			0-0 L7		2	0	0	0	1	0	1						
Ron Gardenhire, R OBP: 0.278, SLG: 0.300			0-0 G6-3 1-2f		0-0 HR 2B			0-0 5-3		3	1	1	0	0	0	1						
Randy Jones, R OBP: 0.233, SLG: 0.148	(1, 1) 0 0 0 0 0 0 0 0 0 0 0 0 0 0 0 0 0 0																					
Ed Lynch, R OBP: 0.296, SLG: 0.290	(1, 1) 0 0 0 0 0 0 0 0 0 0 0 0 0 0 0 0 0 0																					
Mike Jorgensen, L OBP: 0.195, SLG: 0.128	(5, PH) 0 0 0 0 0 0 0 0 0 0 0 0 0 0 0 0 0 0																					
Pete Falcone, L OBP: 0.195, SLG: 0.128	(6, 1) 0 0 0 0 0 0 0 0 0 0 0 0 0 0 0 0 0 0																					
Bob Bailor, R OBP: 0.350, SLG: 0.324	(8, PH) 0 0 0 0 0 0 0 0 0 0 0 0 0 0 0 0 0 0																					
(9, 4)																						
Inning Stats	R: 0 E: 0 K: 0 S: 2	H: 0 LOB: 1 BB: 1 P: 6	R: 0 E: 0 K: 0 S: 3	H: 0 LOB: 0 BB: 0 P: 3	R: 0 E: 0 K: 0 S: 2	H: 0 LOB: 0 BB: 1 P: 6	R: 0 E: 0 K: 1 S: 5	H: 1 LOB: 2 BB: 2 P: 13	R: 2 E: 0 K: 1 S: 8	H: 4 LOB: 1 BB: 0 P: 8	R: 0 E: 1 K: 1 S: 5	H: 0 LOB: 0 BB: 0 P: 5	R: 0 E: 0 K: 0 S: 3	H: 0 LOB: 0 BB: 0 P: 3	R: 0 E: 0 K: 0 S: 3	H: 0 LOB: 0 BB: 0 P: 3	R: 0 E: 0 K: 1 S: 6	H: 1 LOB: 1 BB: 0 P: 6	1B: 4 2B: 1 3B: 0 HR: 1	SF: 0 SAC: 0 DP: 5 HBP: 0	WP: 0 PB: 0 SB: 0 CS: 0	PA: 33
PITCHER	IP WLS BF H R ER SO BB IBB HBP BLK WP HR S P ERA WHIP																					
Steve Mura, R ERA: 3.53	(1, 1) 9.0 W 33 6 2 2 4 4 0 0 0 0 0 1 37 53 2.00 1.111																					

St. Louis Cardinals @ New York Mets
Shea Stadium, Flushing, NY
Tue Aug 10 1982, 7:05 PM EDT
Att: 15,833 - Cloudy - 78 F


AB 29
R 2
H 6
RBI 2
BB 4
SO 4
LOB 11



Batter	1	2	3	4	5	6	7	8	9	AB	R	H	RBI	BB	SO	LOB	TOP										
23 Ryne Sandberg, R OBP: 0.306, SLG: 0.367 (1, 5)										5	0	0	0	0	1	3											
Larry Bowa, S OBP: 0.299, SLG: 0.302 (1, 6)										4	2	1	0	1	1	0											
Bill Buckner, L OBP: 0.332, SLG: 0.407 (1, 3)										3	2	2	2	1	1	0											
Leon Durham, L OBP: 0.379, SLG: 0.511 (1, 8) (8, 9)										4	0	1	1	0	1	1											
Jay Johnstone, L OBP: 0.361, SLG: 0.435 (1, 9)										3	0	1	1	0	1	1											
Gary Woods, R OBP: 0.332, SLG: 0.391 (8, PH)										1	0	0	0	0	0	0											
Jody Davis, R OBP: 0.304, SLG: 0.384 (1, 2)										2	0	1	0	2	1	1											
Steve Henderson, R OBP: 0.300, SLG: 0.348 (1, 7)										4	0	1	0	0	0	4											
Junior Kennedy, R OBP: 0.299, SLG: 0.273 (1, 4)										4	0	1	0	0	0	4											
Doug Bird, R OBP: 0.143, SLG: 0.167 (1, 1)										3	0	0	0	0	0	2											
Mike Proly, R OBP: 0.256, SLG: 0.429 (7, 1)										0	0	0	0	0	0	0											
Willie Hernandez, L OBP: 0.311, SLG: 0.426 (9, PH)										1	0	0	0	0	0	0											
Inning Stats	R: 2 E: 0 K: 2 S: 9	H: 2 LOB: 0 BB: 0 P: 9	R: 0 E: 0 K: 1 S: 6	H: 1 LOB: 2 BB: 1 P: 10	R: 2 E: 0 K: 0 S: 5	H: 2 LOB: 2 BB: 2 P: 13	R: 0 E: 0 K: 0 S: 3	H: 0 LOB: 0 BB: 0 P: 3	R: 0 E: 1 K: 0 S: 4	H: 1 LOB: 1 BB: 0 P: 4	R: 0 E: 0 K: 2 S: 7	H: 0 LOB: 0 BB: 0 P: 7	R: 0 E: 0 K: 0 S: 4	H: 1 LOB: 1 BB: 0 P: 4	R: 0 E: 0 K: 0 S: 3	H: 0 LOB: 0 BB: 0 P: 3	1B: 6 2B: 2 3B: 0 HR: 1	SF: 0 SAC: 0 DP: 1 HBP: 0	WP: 0 PB: 0 SB: 0 CS: 0	PA: 38							
PITCHER	IP	WLS	BF	H	R	ER	SO	BB	IBB	HBP	BLK	WP	HR	S	P	ERA	WHIP										
Pat Zachry, R ERA: 4.04 (1, 1)	6.0		28	7	4	4	4	4	0	0	0	0	1	32	48	6.00	1.833										
Jesse Orosco, L ERA: 2.96 (7, 1)	3.0	W	10	1	0	0	2	0	0	0	0	0	0	14	14	0.00	0.333										

Chicago Cubs @ New York Mets
Shea Stadium, Flushing, NY
Fri Aug 13 1982, 7:05 PM EDT
Att: 12,617 - Unknown - 75 F


AB	34
R	4
H	8
RBI	4
BB	4
SO	6
LOB	16



Batter	1	2	3	4	5	6	7	8	9	AB	R	H	RBI	BB	SO	LOB	BOTTOM										
Mookie Wilson, S OBP: 0.317, SLG: 0.366 (1, 8)										5	2	3	0	0	0	0											
Wally Backman, S OBP: 0.387, SLG: 0.372 (1, 4)										4	2	1	0	0	2	1											
Bob Bailor, R OBP: 0.302, SLG: 0.317 (8, 4)										1	0	0	0	0	1	1											
George Foster, R OBP: 0.330, SLG: 0.389 (1, 7)										3	1	2	2	2	0	0											
Rusty Staub, L OBP: 0.303, SLG: 0.336 (1, 3)										3	0	2	1	0	0	1											
Mike Jorgensen, L OBP: 0.305, SLG: 0.380 (7, PR) (8, 3)										1	1	0	0	0	0	2											
Ellis Valentine, R OBP: 0.283, SLG: 0.393 (1, 9)										4	0	2	1	0	0	3											
Ron Hodges, L OBP: 0.315, SLG: 0.435 (1, 2)										3	0	1	1	0	0	1											
Hubie Brooks, R OBP: 0.321, SLG: 0.327 (1, 5)										4	0	1	0	0	0	3											
Ron Gardenhire, R OBP: 0.272, SLG: 0.294 (1, 6)										4	0	0	0	0	1	4											
Pat Zachry, R (1, 1)										2	0	0	0	0	1	0											
Gary Rajsch, L OBP: 0.259, SLG: 0.300 (6, PH)										1	0	0	0	0	1	1											
Jesse Orosco, R (7, 1)										1	0	0	0	0	1	0											
Inning Stats	R: 2 E: 0 K: 0 S: 6	H: 3 LOB: 1 BB: 0 P: 6	R: 0 E: 0 K: 0 S: 3	H: 0 LOB: 0 BB: 0 P: 3	R: 0 E: 0 K: 1 S: 5	H: 0 LOB: 1 BB: 1 P: 9	R: 0 E: 0 K: 0 S: 4	H: 1 LOB: 1 BB: 0 P: 4	R: 1 E: 2 K: 1 S: 8	H: 1 LOB: 2 BB: 0 P: 8	R: 0 E: 0 K: 1 S: 6	H: 1 LOB: 0 BB: 0 P: 6	R: 3 E: 0 K: 2 S: 12	H: 5 LOB: 2 BB: 0 P: 12	R: 0 E: 0 K: 2 S: 8	H: 1 LOB: 2 BB: 1 P: 12	1B: 9 2B: 3 3B: 0 HR: 0	SF: 1 SAC: 1 DP: 0 HBP: 0	WP: 0 PB: 0 SB: 1 CS: 0	PA: 40							
PITCHER	IP	WLS	BF	H	R	ER	SO	BB	IBB	HBP	BLK	WP	HR	S	P	ERA	WHIP										
Doug Bird, R ERA: 4.54 (1, 1)	6.0		28	7	4	3	3	1	0	0	0	0	0	33	37	4.50	1.333										
Mike Proly, R ERA: 2.45 (7, 1)	0.1	L	4	3	1	1	1	0	0	0	0	0	0	6	6	27.00	9.000										
Willie Hernandez, L ERA: 3.22 (7, 1)	1.2		8	2	1	1	3	0	1	0	0	0	0	13	17	5.40	1.200										

Chicago Cubs @ New York Mets
Shea Stadium, Flushing, NY
Fri Aug 13 1982, 7:05 PM EDT
Att: 12,617 - Unknown - 75 F

AB	36
R	6
H	12
RBI	5
BB	2
SO	7
LOB	17



Batter	1	2	3	4	5	6	7	8	9	AB	R	H	RBI	BB	SO	LOB	TOP				
23 Ryne Sandberg, R OBP: 0.304, SLG: 0.366	F9		1B		5-3		FC6-4		BB	4	2	1	1	1	0	1					
Larry Bowa, S OBP: 0.299, SLG: 0.300	G3		4-3		P4				BB	4	0	1	0	1	0	1					
Bill Buckner, L OBP: 0.333, SLG: 0.405					P6		F8		BB	4	0	1	1	1	0	4					
Leon Durham, L OBP: 0.384, SLG: 0.516	4-3		3-H	1B					BB	4	1	1	0	1	1	2					
Jay Johnstone, L OBP: 0.356, SLG: 0.424					6-3				BB	4	0	1	1	0	0	0					
Keith Moreland, R OBP: 0.329, SLG: 0.409									SF7	0	0	0	1	0	0	0					
Jody Davis, R OBP: 0.307, SLG: 0.385	F8				FC6-4				BB	4	0	1	0	1	2	3					
Steve Henderson, R OBP: 0.361, SLG: 0.361					BB					3	0	0	0	0	0	2					
Scot Thompson, L OBP: 0.412, SLG: 0.387	4-3				FC6-4					1	0	1	0	0	0	0					
Junior Kennedy, R OBP: 0.307, SLG: 0.283					1B					4	1	2	0	0	1	2					
Randy Martz, L OBP: 0.233, SLG: 0.296					SH1-4					1	0	0	0	0	1	2					
Bill Campbell, R ERA: 4.46					1B					0	0	0	0	0	0	0					
Bump Wills, S OBP: 0.333, SLG: 0.329					SH1-4					1	0	1	0	0	0	0					
Willie Hernandez, L ERA: 3.17					K					0	0	0	0	0	0	0					
Bob Molinaro, L OBP: 0.261, SLG: 0.254					K					1	0	0	0	0	0	2					
Dick Tidrow, R ERA: 3.59					K					0	0	0	0	0	0	0					
Inning Stats	R: 0 E: 0 K: 0 S: 3	H: 0 LOB: 1 BB: 1 P: 7	R: 0 E: 0 K: 0 S: 3	H: 0 LOB: 0 BB: 0 P: 3	R: 2 E: 0 K: 1 S: 8	H: 3 LOB: 1 BB: 0 P: 8	R: 0 E: 0 K: 1 S: 6	H: 1 LOB: 2 BB: 1 P: 10	R: 0 E: 0 K: 0 S: 4	H: 1 LOB: 1 BB: 0 P: 4	R: 0 E: 0 K: 0 S: 5	H: 2 LOB: 2 BB: 5 P: 5	R: 1 E: 0 K: 2 S: 10	H: 3 LOB: 2 BB: 0 P: 10	R: 1 E: 0 K: 1 S: 5	H: 0 LOB: 2 BB: 3 P: 17	1B: 8 2B: 1 3B: 1 HR: 0	SF: 1 SAC: 1 DP: 0 HBP: 0	WP: 0 PB: 0 SB: 0 CS: 0	PA: 42	
PITCHER	IP	WLS	BF	H	R	ER	SO	BB	IBB	HBP	BLK	WP	HR	S	P	ERA	WHIP				
Ed Lynch, R ERA: 3.55	7.0	W	32	9	3	3	2	2	0	0	0	0	0	34	42	3.86	1.571				
Mike Scott, R ERA: 5.05	1.0		6	1	1	1	2	2	0	0	0	0	0	8	16	9.00	3.000				
Jesse Orosco, L ERA: 2.95	0.1	S	2	0	0	0	0	1	0	0	0	0	0	1	5	0.00	3.000				
Pat Zachry, R ERA: 4.01	0.2	S	2	0	0	0	1	0	0	0	0	0	0	4	4	0.00	0.000				

Chicago Cubs @ New York Mets
Shea Stadium, Flushing, NY
Sun Aug 15 1982, 3:33 AM EDT
Sunny - 82 F

AB	35
R	4
H	10
RBI	4
BB	5
SO	5
LOB	19



Batter	1	2	3	4	5	6	7	8	9	AB	R	H	RBI	BB	SO	LOB	BOTTOM				
Mookie Wilson, S OBP: 0.317, SLG: 0.365			S	4-3			K			4	1	2	1	0	1	1					
Hubie Brooks, R OBP: 0.320, SLG: 0.324	P3		1B	6-3						3	1	1	0	1	0	2					
Rusty Staub, L OBP: 0.306, SLG: 0.333	F7		1B				L7			4	0	1	0	0	0	1					
Mike Howard, S ERA: 3.17			1B				4-3			0	0	0	0	0	0	0					
George Foster, R OBP: 0.328, SLG: 0.386										4	0	1	1	0	0	0					
Mike Jorgensen, L OBP: 0.376, SLG: 0.361										4	1	0	0	0	1	2					
Ron Hodges, L OBP: 0.306, SLG: 0.421										3	0	0	1	0	0	2					
Brian Giles, R OBP: 0.333, SLG: 0.667										3	1	1	0	0	0	0					
Ron Gardenhire, R OBP: 0.276, SLG: 0.297										3	1	2	1	0	1	0					
Ed Lynch, R ERA: 3.55										2	0	0	0	0	1	1					
Mike Scott, R OBP: 0.196, SLG: 0.250										0	0	0	0	0	0	0					
Jesse Orosco, R ERA: 2.95										0	0	0	0	0	0	0					
Pat Zachry, R ERA: 4.01										0	0	0	0	0	0	0					
Inning Stats	R: 0 E: 0 K: 0 S: 3	H: 1 LOB: 0 BB: 0 P: 3	R: 1 E: 1 K: 0 S: 4	H: 0 LOB: 0 BB: 0 P: 4	R: 3 E: 0 K: 0 S: 7	H: 4 LOB: 2 BB: 1 P: 11	R: 1 E: 1 K: 1 S: 7	H: 2 LOB: 1 BB: 0 P: 7	R: 0 E: 0 K: 1 S: 5	H: 0 LOB: 0 BB: 0 P: 5	R: 0 E: 0 K: 1 S: 6	H: 1 LOB: 1 BB: 0 P: 6	R: 0 E: 0 K: 0 S: 3	H: 0 LOB: 0 BB: 0 P: 3	R: 0 E: 0 K: 0 S: 3	H: 0 LOB: 0 BB: 0 P: 3	1B: 7 2B: 1 3B: 0 HR: 0	SF: 1 SAC: 1 DP: 0 HBP: 0	WP: 0 PB: 0 SB: 2 CS: 1	PA: 33	
PITCHER	IP	WLS	BF	H	R	ER	SO	BB	IBB	HBP	BLK	WP	HR	S	P	ERA	WHIP				
Randy Martz, R ERA: 4.46	2.2	L	8	0	0	0	2	0	0	0	0	0	0	12	12	0.00	0.000				
Willie Hernandez, L ERA: 3.17	1.0		4	1	0	0	1	0	0	0	0	0	0	6	6	0.00	1.000				
Dick Tidrow, R ERA: 3.59	1.0		3	0	0	0	0	0	0	0	0	0	0	3	3	0.00	0.000				

Chicago Cubs @ New York Mets
Shea Stadium, Flushing, NY
Sun Aug 15 1982, 3:33 AM EDT
Sunny - 82 F

AB	30
R	5
H	8
RBI	4
BB	1
SO	4
LOB	9



Batter	1	2	3	4	5	6	7	8	9	AB	R	H	RBI	BB	SO	LOB	TOP							
Bump Willis, S (1,4) Lee Smith, R (9,1) OBP: 0.330, SLG: 0.355 OBP: 0.125, SLG: 0.267	3-1		4-1	FC1-5			5-3		SH1-4	4	0	0	0	0	0	2								
23 Ryne Sandberg, R (1,5) OBP: 0.305, SLG: 0.365	E8 4-3 1B		4-0 2B BB		1-3		F8		F8	4	2	1	0	1	0	1								
Bill Buckner, L (1,3) OBP: 0.332, SLG: 0.405	4-3		1-H HR 2B		4-3		K		L6	5	1	1	2	0	1	1								
Leon Durham, L (1,9) Jay Johnstone, L (9,9) OBP: 0.385, SLG: 0.531 OBP: 0.356, SLG: 0.424	K		2-H HR		K				IHR	4	2	2	3	0	2	0								
Keith Moreland, R (1,2) Jody Davis, R (9,2) OBP: 0.333, SLG: 0.411 OBP: 0.307, SLG: 0.385									K	3	0	2	0	1	1	0								
Scott Thompson, L (1,7) OBP: 0.395, SLG: 0.371	K				6-3		FC1-6 2B 6-3 1-2		E7 6-3 1B	4	1	1	0	0	1	2								
Jerry Morales, R (1,8) OBP: 0.323, SLG: 0.448	E5 1-2 G4-3				FC1-5 1B		6-3 1-3 2B		6-3	4	0	2	0	0	0	2								
Junior Kennedy, R (1,6) OBP: 0.306, SLG: 0.279	G4-3 1-2				FC1-5 FC1-5 BB		6-3		F7	3	0	0	1	1	0	4								
Ken Kravec, L (1,1) Steve Henderson, R (6,PH) Mike Proly, R (6,1) Larry Bowa, S (9,PH) OBP: 0.300, SLG: 0.301			4-3		FC1-5		K		23 F8 SH1-4 1B	2	0	0	0	0	0	2								
Inning Stats	R: 1 E: 1 K: 1 S: 6	H: 1 LOB: 0 BB: 0 P: 6	R: 0 E: 1 K: 1 S: 6	H: 1 LOB: 1 BB: 0 P: 6	R: 3 E: 0 K: 0 S: 5	H: 3 LOB: 1 BB: 1 P: 9	R: 0 E: 0 K: 0 S: 4	H: 1 LOB: 2 BB: 1 P: 8	R: 0 E: 0 K: 1 S: 5	H: 0 LOB: 0 BB: 0 P: 5	R: 1 E: 0 K: 1 S: 6	H: 1 LOB: 1 BB: 1 P: 10	R: 0 E: 0 K: 1 S: 5	H: 0 LOB: 0 BB: 0 P: 5	R: 1 E: 1 K: 1 S: 7	H: 2 LOB: 1 BB: 0 P: 7	R: 0 E: 0 K: 0 S: 4	H: 1 LOB: 1 BB: 0 P: 4	1B: 6 2B: 2 3B: 0 HR: 2	SF: 0 SAC: 1 DP: 1 HBP: 0	WP: 0 PB: 0 SB: 1 CS: 0	PA: 39		
PITCHER	IP WLS BF H R ER SO BB IBB HBP BLK WP HR S P ERA WHIP	4.0 L 19 6 4 3 2 2 0 0 0 0 1 21 29 6.75 2.000	5.0 L 20 4 2 2 4 1 0 0 0 0 0 27 31 3.60 1.000																					

Chicago Cubs @ New York Mets
Shea Stadium, Flushing, NY
Sun Aug 15 1982, 3:38 AM EDT
Att: 23,545 - Sunny - 82 F

AB	35
R	6
H	10
RBI	6
BB	3
SO	6
LOB	15





Batter	1	2	3	4	5	6	7	8	9	AB	R	H	RBI	BB	SO	LOB	BOTTOM			
Mookie Wilson, S (1,8) OBP: 0.320, SLG: 0.368	4-3		FC6-4 1B 1-2		1B HR 1B		F8-3 1B		BB 1B	5	2	3	0	0	0	1				
Bob Bailor, R (1,6) OBP: 0.305, SLG: 0.318	6-3		1-H 1B		1-3 HR 1B		F8-3 1-2		F7	5	1	2	1	0	0	3				
Rusty Staub, L (1,3) Ron Gardenhire, R (9,PR) OBP: 0.315, SLG: 0.333 OBP: 0.276, SLG: 0.297	FC5-4 1B		F8		P3		FC5-4 BB		1-2 2-3 BB	3	0	1	0	2	0	3				
George Foster, R (1,7) OBP: 0.329, SLG: 0.393	FC5-4 1-2				E9 6-3 1B		2-H 3-H HR		F9	5	2	2	3	0	0	5				
Hubie Brooks, R (1,5) OBP: 0.316, SLG: 0.320			4-3		6-3		P6		6-3	4	0	0	0	0	0	1				
Mike Howard, S (1,9)	4-3				K		F9		4-3	4	0	0	0	0	1	1				
Brian Giles, R (1,4) OBP: 0.286, SLG: 0.333	G1				E BB		4-3		P4	3	0	0	0	1	0	0				
Ron Hodges, L (1,2) OBP: 0.395, SLG: 0.407			4-3		E6 1-2 3-H		G3		K	4	0	0	0	0	1	1				
Charlie Puleo, R (1,1) Ellis Valentine, R (4,PH) Jesse Orosco, R (5,1) Mike Jorgensen, L (9,PH) OBP: 0.156, SLG: 0.116 OBP: 0.285, SLG: 0.397 OBP: 0.382, SLG: 0.361			FC6-4 BB		K		6-3		BB 1B BB	0	0	0	0	1	0	0				
Inning Stats	R: 0 E: 0 K: 0 S: 4	H: 1 LOB: 0 BB: 0 P: 4	R: 0 E: 0 K: 0 S: 3	H: 0 LOB: 0 BB: 0 P: 3	R: 1 E: 0 K: 0 S: 4	H: 1 LOB: 1 BB: 1 P: 8	R: 1 E: 2 K: 2 S: 9	H: 1 LOB: 2 BB: 1 P: 13	R: 3 E: 0 K: 0 S: 6	H: 3 LOB: 0 BB: 0 P: 6	R: 0 E: 0 K: 0 S: 3	H: 0 LOB: 0 BB: 0 P: 3	R: 0 E: 0 K: 0 S: 3	H: 0 LOB: 0 BB: 0 P: 3	R: 0 E: 0 K: 1 S: 6	H: 1 LOB: 3 BB: 2 P: 14	1B: 7 2B: 1 3B: 0 HR: 1	SF: 0 SAC: 0 DP: 1 HBP: 0	WP: 0 PB: 0 SB: 2 CS: 0	PA: 40
PITCHER	IP WLS BF H R ER SO BB IBB HBP BLK WP HR S P ERA WHIP	5.0 W 10 1 0 0 0 1 0 0 0 0 0 9 13 0.00 0.667	1.0 S 6 1 0 0 1 2 0 0 0 0 0 6 14 0.00 3.000																	

Chicago Cubs @ New York Mets
Shea Stadium, Flushing, NY
Sun Aug 15 1982, 3:38 AM EDT
Att: 23,545 - Sunny - 82 F

AB	35
R	5
H	8
RBI	4
BB	5
SO	3
LOB	17




Batter	1	2	3	4	5	6	7	8	9	AB	R	H	RBI	BB	SO	LOB	TOP					
Mookie Wilson, S OBP: 0.317, SLG: 0.365	0-0 6-3			0-0 4-3		0-3 K		0-0 4-3		4	0	0	0	0	1	1	<p>New York Mets @ Cincinnati Reds Riverfront Stadium, Cincinnati, OH Tue Aug 17 1982, 7:05 PM EDT Att: 12,031 - Unknown</p> <p>livebaseballscores.com</p> <p>AB 31 R 2 H 4 RBI 2 BB 0 SO 15 LOB 5</p> 					
Hubie Brooks, R OBP: 0.315, SLG: 0.319	0-3 K			0-0 HR		0-3 K			0-3 K	4	1	1	0	0	3	1						
Rusty Staub, L OBP: 0.314, SLG: 0.351	0-0 F5			0-0 HR		0-0 4-3			0-0 4-3	4	1	1	2	0	0	1						
George Foster, R OBP: 0.326, SLG: 0.389		0-3 K		0-3 K				0-0 F8		4	0	0	0	0	3	0						
Gary Rajsich, L OBP: 0.261, SLG: 0.301	0-3 K			0-0 4-3				0-0 1B		3	0	1	0	0	1	0						
Ron Hodges, L OBP: 0.387, SLG: 0.397	0-0 4-3				0-3 K			0-3 K		3	0	0	0	0	2	1						
Brian Giles, R OBP: 0.200, SLG: 0.222			0-3 K		0-0 F2			0-0 F7		3	0	0	0	0	1	1						
Ron Gardenhire, R OBP: 0.274, SLG: 0.295			0-3 K						0-3 K	2	0	0	0	0	1	0						
Bob Bailor, R OBP: 0.304, SLG: 0.317					0-0 5-3					1	0	0	0	0	1	0						
Rick Ownbey, R OBP: 0.291, SLG: 0.449			0-3 K						0-3 K	1	0	0	0	0	1	0						
John Stearns, R OBP: 0.349, SLG: 0.415										1	0	1	0	0	0	0						
Tom Hausman, R OBP: 0.291, SLG: 0.449										0	0	0	0	0	0	0						
Dave Kingman, R OBP: 0.291, SLG: 0.449										1	0	0	0	0	1	0						
Randy Jones, R OBP: 0.233, SLG: 0.148										0	0	0	0	0	0	0						
Inning Stats	R: 0 E: 0 K: 1 S: 5	H: 0 LOB: 0 BB: 0 P: 5	R: 0 E: 0 K: 2 S: 7	H: 0 LOB: 0 BB: 0 P: 7	R: 0 E: 0 K: 3 S: 9	H: 0 LOB: 0 BB: 0 P: 9	R: 2 E: 0 K: 1 S: 7	H: 2 LOB: 0 BB: 0 P: 7	R: 0 E: 0 K: 1 S: 5	H: 0 LOB: 0 BB: 0 P: 5	R: 0 E: 0 K: 2 S: 8	H: 1 LOB: 1 BB: 0 P: 8	R: 0 E: 0 K: 1 S: 6	H: 1 LOB: 1 BB: 0 P: 6	R: 0 E: 0 K: 2 S: 7	H: 0 LOB: 0 BB: 0 P: 7		R: 0 E: 0 K: 2 S: 7	H: 0 LOB: 0 BB: 0 P: 7	1B: 3 2B: 0 3B: 0 HR: 1	SF: 0 SAC: 0 DP: 0 HBP: 0	WP: 0 PB: 0 SB: 0 CS: 0
PITCHER Mario Soto, R ERA: 2.52	IP: 9.0 WLS: W BF: 31 H: 4 R: 2 ER: 2 SO: 15 BB: 0 IBB: 0 HBP: 0 BLK: 0 WP: 0 HR: 1 S: 61 P: 61 ERA: 2.00 WHIP: 0.444															PITCHER	IP: 9.0 WLS: W BF: 31 H: 4 R: 2 ER: 2 SO: 15 BB: 0 IBB: 0 HBP: 0 BLK: 0 WP: 0 HR: 1 S: 61 P: 61 ERA: 2.00 WHIP: 0.444					

Batter	1	2	3	4	5	6	7	8	9	AB	R	H	RBI	BB	SO	LOB	BOTTOM				
Tom Lawless, R OBP: 0.242, SLG: 0.246	0-0 F5	0-0 6-3			0-0 P4					4	1	1	0	0	0	1	<p>New York Mets @ Cincinnati Reds Riverfront Stadium, Cincinnati, OH Tue Aug 17 1982, 7:05 PM EDT Att: 12,031 - Unknown</p> <p>livebaseballscores.com</p> <p>AB 32 R 9 H 11 RBI 9 BB 3 SO 5 LOB 9</p> 				
Duane Walker, L OBP: 0.315, SLG: 0.388	0-0 4-3			S 1B	0-0 L6					3	2	1	0	1	0	0					
Dave Concepcion, R OBP: 0.348, SLG: 0.386	0-0 5-3			1-H 1B	0-0 F8					4	1	2	4	0	0	0					
Dan Driessen, L OBP: 0.379, SLG: 0.417		0-0 F9 FC6-2 2B		0-0 F7		0-3 K		0-0 F9		4	0	1	0	0	1	0					
Cesar Cedeno, R OBP: 0.351, SLG: 0.420		0-0 F9 2-3		0-0 6-3		0-0 S 1B		0-0 5-3		4	1	1	0	0	0	1					
Paul Householder, S OBP: 0.289, SLG: 0.336		0-0 FC6-2 S 1B		4-0 4-3 BLK SF8 BB		4-0 1B BB		0-0 1B		2	2	1	0	2	0	1					
Wayne Krenchicki, L OBP: 0.341, SLG: 0.367		0-0 1-H 2B 1B		0-0 4-3		0-0 S5-4-3 1B		0-0 F9		4	1	2	2	0	0	2					
Alex Trevino, R OBP: 0.310, SLG: 0.300		0-0 2-H 2B 2B		0-0 SF8		0-0 G5-4-3 1-2		0-3 K		3	1	1	2	0	1	3					
Mario Soto, R OBP: 0.246, SLG: 0.262		0-0 2-H 2B		0-0 K		0-3 K		0-3 K		4	0	1	1	0	3	1					
Inning Stats	R: 0 E: 0 K: 0 S: 3	H: 0 LOB: 0 BB: 0 P: 3	R: 3 E: 0 K: 0 S: 7	H: 4 LOB: 1 BB: 0 P: 7	R: 1 E: 0 K: 0 S: 4	H: 2 LOB: 0 BB: 0 P: 4	R: 1 E: 0 K: 1 S: 5	H: 0 LOB: 1 BB: 1 P: 9	R: 0 E: 0 K: 0 S: 3	H: 0 LOB: 0 BB: 0 P: 3	R: 1 E: 0 K: 0 S: 6	H: 2 LOB: 1 BB: 1 P: 10	R: 3 E: 0 K: 1 S: 7	H: 2 LOB: 0 BB: 1 P: 11	R: 0 E: 0 K: 2 S: 8	H: 1 LOB: 1 BB: 0 P: 8		1B: 7 2B: 3 3B: 0 HR: 1	SF: 1 SAC: 0 DP: 1 HBP: 0	WP: 0 PB: 0 SB: 3 CS: 0	PA: 36
PITCHER Rick Ownbey, R ERA: 9.0	IP: 5.0 WLS: L BF: 21 H: 6 R: 5 ER: 5 SO: 1															PITCHER		IP: 5.0 WLS: L BF: 21 H: 6 R: 5 ER: 5 SO: 1			
Tom Hausman, R ERA: 3.94	2.0 11 4 4 4 2 2 0 0 0 0 0 1 13 21 18.00 3.000															PITCHER		2.0 11 4 4 4 2 2 0 0 0 0 0 1 13 21 18.00 3.000			
Randy Jones, L ERA: 4.57	1.0 4 1 0 0 2 0 0 0 0 0 0 0 8 8 0.00 1.000															PITCHER		1.0 4 1 0 0 2 0 0 0 0 0 0 0 8 8 0.00 1.000			

Batter	1	2	3	4	5	6	7	8	9	10	11	12	13	14	AB	R	H	RBI	BB	SO	LOB	TOP					
Mookie Wilson, S OBP: 0.315, SLG: 0.366 (1, 8)	1-3	FC5-2 3B 1-H 2-H 3-H			B5-3		F7	5-3			6-3			4-3	7	0	1	3	0	0	2						
Bob Bailor, R OBP: 0.300, SLG: 0.312 (1, 6)	F8	FC5-2			F2			1B S	1-3			L5		6-3	7	1	1	0	0	0	1						
George Foster, R OBP: 0.327, SLG: 0.388 Mike Howard, S OBP: 0.250, SLG: 0.111 (1, 7) (9, 7)		F7			1-3			1B	5-3					E4	4	0	1	1	1	0	1						
Dave Kingman, R OBP: 0.260, SLG: 0.446 Mike Jorgensen, L OBP: 0.375, SLG: 0.353 (1, 3) (9, 3)	P6			F2				1B	5-3					K	5	0	1	0	0	1	2						
Gary Raisich, L OBP: 0.274, SLG: 0.315 (1, 9)		F9		F8				1B			F5				5	1	2	0	1	0	0						
Hubie Brooks, R OBP: 0.315, SLG: 0.319 (1, 5)		BB 2B	4-3		F9			G3					FC6-4 IBB		6	1	2	0	0	0	5						
Ron Hodges, L OBP: 0.365, SLG: 0.384 (1, 2)		2B 3B		5-3				1B			L8-3			F9	4	1	0	0	2	0	3						
Brian Giles, R OBP: 0.188, SLG: 0.286 (1, 4)		3B 2B		F3				IBB			6-3			L5	5	1	1	2	0	0	2						
Pat Zachry, R OBP: 0.190, SLG: 0.033 Mike Scott, R OBP: 0.186, SLG: 0.239 (1, 1) (8, 1)	E2			F8				1B	5-3		6-3			K	4	1	1	0	0	0	2						
Inning Stats	R: 0 E: 0 K: 0 S: 3	H: 0 LOB: 1 BB: 1 P: 7	R: 4 E: 1 K: 0 S: 7	H: 3 LOB: 1 BB: 1 P: 11	R: 0 E: 0 K: 0 S: 3	H: 0 LOB: 0 BB: 0 P: 3	R: 0 E: 0 K: 0 S: 5	H: 2 LOB: 2 BB: 0 P: 5	R: 1 E: 0 K: 0 S: 5	H: 2 LOB: 1 BB: 1 P: 5	R: 1 E: 0 K: 0 S: 5	H: 2 LOB: 2 BB: 1 P: 9	R: 0 E: 0 K: 1 S: 5	H: 0 LOB: 0 BB: 0 P: 5	R: 0 E: 0 K: 0 S: 3	H: 1 LOB: 0 BB: 0 P: 3	R: 0 E: 0 K: 1 S: 5	H: 1 LOB: 2 BB: 1 P: 10	R: 0 E: 0 K: 1 S: 5	H: 0 LOB: 0 BB: 0 P: 5	R: 0 E: 0 K: 0 S: 4	H: 0 LOB: 1 BB: 1 P: 4	1B: 8 2B: 3 3B: 1 HR: 0	SF: 1 SAC: 0 DP: 1 HBP: 0	WP: 0 PB: 0 SB: 2 CS: 0	PA: 58	
PITCHER	IP	WLS	BF	H	R	ER	SO	BB	IBB	HBP	BLK	WP	HR	S	P	ERA	WHIP										
Frank Pastore, R ERA: 3.68 (8, 1)	7.0		31	7	5	4	0	0	0	0	0	0	0	5	9	9.00	2.000										
Jim Kern, R ERA: 2.71 (9, 1)	1.0		6	2	1	1	0	0	1	0	0	0	0	5	9	9.00	2.000										
Brad Lesley, R ERA: 1.04 (12, 1)	3.0		9	1	0	0	1	0	0	0	0	0	0	11	11	0.00	0.333										
Ben Hayes, R ERA: 3.86 (12, 1)	3.0	W	12	1	0	0	2	0	1	0	0	0	0	15	19	0.00	0.333										

New York Mets @ Cincinnati Reds
Riverfront Stadium, Cincinnati, OH
Wed Aug 18 1982, 7:05 PM EDT
Att: 12,182 - Unknown


AB 53
R 6
H 11
RBI 6
BB 4
SO 3
LOB 20



Batter	1	2	3	4	5	6	7	8	9	10	11	12	13	14	AB	R	H	RBI	BB	SO	LOB	BOTTOM					
Tom Lawless, R OBP: 0.252, SLG: 0.256 (1, 4)	3-1	F9			1B S			1B			F7			1-3	7	0	3	1	0	0	2						
Duane Walker, L OBP: 0.321, SLG: 0.393 Mario Soto, R OBP: 0.246, SLG: 0.262 (1, 7) (14, PR)	WP S			G3				1B	SF7		FC1-6 1B			K	6	1	3	1	0	1	1						
Dave Concepcion, R OBP: 0.348, SLG: 0.384 (1, 6)	K			5-3				1B			1B				5	0	1	0	1	1	4						
Larry Bittner, L OBP: 0.356, SLG: 0.407 (1, 3)	FC5-4 BB			6-3				K			1B			SH1-4 BB	4	1	2	1	2	1	0						
Cesar Cedeno, R OBP: 0.350, SLG: 0.420 (1, 8)	FC5-4			3-1				2B			1B			6-3	7	0	2	1	0	0	5						
Paul Householder, S OBP: 0.276, SLG: 0.339 (1, 9)				K2-3				F2			F9			F8	6	2	2	1	0	1	2						
Wayne Krenchicki, L OBP: 0.341, SLG: 0.385 (1, 5)				K				3-1			K			L6	6	0	2	1	0	2	2						
Alex Trevino, R OBP: 0.307, SLG: 0.297 (1, 2)		F9		F9				FC5-4 1B			L7			SH3-4 1B	6	1	1	0	0	0	4						
Frank Pastore, R ERA: 3.68 Ron Cishek, R ERA: 3.00 Jim Kern, R ERA: 2.71 Mike Yaff, R ERA: 1.04 Brad Lesley, R ERA: 1.04 Rafael Landestoy, S ERA: 0.00 Ben Hayes, R ERA: 3.86 (1, 1) (7, PR) (8, PR) (8, PR) (9, 1) (11, PR) (12, 1)				K				1B			F7			SH3-4	2	0	1	1	0	1	0						
Inning Stats	R: 0 E: 0 K: 1 S: 6	H: 1 LOB: 2 BB: 1 P: 10	R: 1 E: 0 K: 1 S: 7	H: 2 LOB: 1 BB: 0 P: 7	R: 0 E: 0 K: 0 S: 3	H: 0 LOB: 0 BB: 0 P: 3	R: 0 E: 0 K: 1 S: 5	H: 1 LOB: 1 BB: 0 P: 6	R: 0 E: 0 K: 0 S: 5	H: 2 LOB: 1 BB: 1 P: 9	R: 2 E: 0 K: 0 S: 5	H: 3 LOB: 1 BB: 0 P: 6	R: 1 E: 0 K: 0 S: 5	H: 3 LOB: 1 BB: 0 P: 5	R: 0 E: 0 K: 1 S: 5	H: 0 LOB: 0 BB: 0 P: 5	R: 0 E: 0 K: 1 S: 5	H: 0 LOB: 1 BB: 1 P: 7	R: 0 E: 0 K: 0 S: 4	H: 1 LOB: 1 BB: 0 P: 4	R: 0 E: 0 K: 0 S: 3	H: 1 LOB: 2 BB: 1 P: 7	1B: 13 2B: 4 3B: 0 HR: 0	SF: 1 SAC: 3 DP: 1 HBP: 0	WP: 1 PB: 0 SB: 3 CS: 0	PA: 59	
PITCHER	IP	WLS	BF	H	R	ER	SO	BB	IBB	HBP	BLK	WP	HR	S	P	ERA	WHIP										
Pat Zachry, R ERA: 4.15 (1, 1)	7.1		33	10	5	5	5	2	1	1	0	0	0	41	49	6.14	1.636										
Mike Scott, R ERA: 4.96 (8, 1)	6.0	L	26	7	2	2	2	1	1	0	0	0	0	28	36	3.00	1.333										

New York Mets @ Cincinnati Reds
Riverfront Stadium, Cincinnati, OH
Wed Aug 18 1982, 7:05 PM EDT
Att: 12,182 - Unknown

AB 51
R 7
H 17
RBI 7
BB 4
SO 7
LOB 21



Batter	1	2	3	4	5	6	7	8	9	10	AB	R	H	RBI	BB	SO	LOB	TOP						
Mookie Wilson, S OBP: 0.315, SLG: 0.366 Mike Howard, S OBP: 0.251, SLG: 0.100 Rusty Staub, L OBP: 0.312, SLG: 0.349 Tom Hausman, R OBP: 0.100	6-3		1B			K		FC5-6 1-2r 2-3		G4-6-3 1-2r	3	0	1	0	0	1	0							
Bob Bailor, R OBP: 0.303, SLG: 0.313	6-3		BB			F8		1B			3	0	1	1	1	0	0							
George Foster, R OBP: 0.324, SLG: 0.384	F8		K			K		F9			4	0	0	0	0	2	4							
Dave Kingman, R OBP: 0.287, SLG: 0.441	6-3					K		F2		F8	4	0	0	0	0	1	2							
Gary Rajsich, L OBP: 0.254, SLG: 0.304	4-3					P5		K		3-1	4	0	0	0	0	1	0							
Hubie Brooks, R OBP: 0.320, SLG: 0.325	BLK 1B					F9		1B		CS 1B	4	0	3	0	0	0	0							
Ron Hodges, L OBP: 0.375, SLG: 0.372	K 1-2					B1-3		F9		P4 1-2	4	0	0	0	0	1	3							
Brian Giles, R OBP: 0.250, SLG: 0.333			F3			K		FC5-6 1B		G4-6-3 1B	4	1	2	0	0	1	0							
Craig Swan, R OBP: 0.242, SLG: 0.300 Ron Gardenhire, R OBP: 0.274, SLG: 0.295	1-3		1-3			4-3		E3 FC5-6 1-2		B3	4	0	0	0	0	0	2							
											0	0	0	0	0	0	0							
Inning Stats	R: 0 E: 0 K: 0 S: 3	H: 0 LOB: 0 BB: 0 P: 3	R: 0 E: 0 K: 1 S: 6	H: 1 LOB: 1 BB: 0 P: 6	R: 0 E: 0 K: 1 S: 6	H: 1 LOB: 2 BB: 1 P: 10	R: 0 E: 0 K: 1 S: 5	H: 0 LOB: 0 BB: 0 P: 5	R: 0 E: 0 K: 2 S: 7	H: 0 LOB: 0 BB: 0 P: 7	R: 0 E: 0 K: 1 S: 6	H: 1 LOB: 1 BB: 0 P: 6	R: 1 E: 1 K: 0 S: 6	H: 2 LOB: 2 BB: 0 P: 6	R: 0 E: 0 K: 0 S: 3	H: 1 LOB: 0 BB: 0 P: 3	R: 0 E: 0 K: 0 S: 3	H: 1 LOB: 0 BB: 0 P: 3	1B: 7 2B: 0 3B: 0 HR: 0	SF: 0 SAC: 0 DP: 1 HBP: 0	WP: 0 PB: 0 SB: 1 CS: 1	PA: 37		
PITCHER	IP 9.0	WLS 34	H 6	R 1	ER 0	SO 7	BB 1	IBB 0	HBP 0	BLK 1	WP 0	HR 0	S 47	P 51	ERA 0.00	WHIP 0.778								
Bruce Berenyi, R ERA: 3.39 Jim Kern, R ERA: 2.68	(1, 1)	1.0	W	3	1	0	0	0	0	0	0	0	0	3	3	0.00	1.000							

New York Mets @ Cincinnati Reds
Riverfront Stadium, Cincinnati, OH
Thu Aug 19 1982, 7:05 PM EDT
Att. 11,279 - Unknown

AB 36
R 1
H 7
RBI 1
BB 1
SO 7
LOB 14



Batter	1	2	3	4	5	6	7	8	9	10	AB	R	H	RBI	BB	SO	LOB	BOTTOM					
Paul Householder, S OBP: 0.270, SLG: 0.338	4-3			4-3		CS 1B			F8		4	0	1	0	0	0	0						
Wayne Krenchicki, L OBP: 0.348, SLG: 0.388	F7			F8		CS 1-2		1B 1B		1B 1B	4	1	2	0	0	0	0						
Dave Concepcion, R OBP: 0.349, SLG: 0.385	F8			1B				F9		1B 1-2	4	0	2	0	0	0	1						
Larry Blittner, L OBP: 0.359, SLG: 0.409	1-3			3-1				G6-4-3 1B		1-2 2-H 1B	4	0	2	1	0	0	1						
Cesar Cedeño, R OBP: 0.345, SLG: 0.415	P1			F8				G6-4-3 1-2r		4-3	4	0	0	0	0	0	4						
Mike Vail, R OBP: 0.287, SLG: 0.411 Mario Soto, R OBP: 0.246, SLG: 0.262	F8			F8				F7		HR 2B	4	0	1	0	0	0	0						
Ron Oester, S OBP: 0.294, SLG: 0.325				F7				G1		HR	4	1	2	2	0	0	0						
Dave Vangorder, R OBP: 0.245, SLG: 0.209				L4 1B				6-3			3	0	0	0	0	0	1						
Bruce Berenyi, R OBP: 0.245, SLG: 0.292 Dan Driessen, L OBP: 0.378, SLG: 0.416 Jim Kern, R				L4 1-2				L7			2	0	0	0	0	0	0						
				L5				4-3		F8	1	0	0	0	0	0	0						
											0	0	0	0	0	0	0						
Inning Stats	R: 0 E: 0 K: 0 S: 3	H: 0 LOB: 0 BB: 0 P: 3	R: 0 E: 0 K: 0 S: 3	H: 0 LOB: 0 BB: 0 P: 3	R: 0 E: 0 K: 0 S: 3	H: 1 LOB: 0 BB: 0 P: 3	R: 0 E: 0 K: 0 S: 4	H: 1 LOB: 1 BB: 0 P: 4	R: 0 E: 0 K: 0 S: 3	H: 0 LOB: 0 BB: 0 P: 3	R: 0 E: 0 K: 0 S: 3	H: 2 LOB: 1 BB: 0 P: 4	R: 0 E: 0 K: 0 S: 3	H: 0 LOB: 0 BB: 0 P: 3	R: 1 E: 0 K: 0 S: 6	H: 3 LOB: 2 BB: 0 P: 6	R: 2 E: 0 K: 0 S: 2	H: 2 LOB: 1 BB: 0 P: 2	1B: 8 2B: 1 3B: 0 HR: 1	SF: 0 SAC: 0 DP: 1 HBP: 0	WP: 0 PB: 0 SB: 0 CS: 1	PA: 35	
PITCHER	IP 9.0	WLS 32	H 8	R 1	ER 1	SO 0	BB 0	IBB 0	HBP 0	BLK 0	WP 0	HR 0	S 32	P 32	ERA 1.00	WHIP 0.889							
Craig Swan, R ERA: 3.46 Tom Hausman, R ERA: 4.55	(1, 1)	0.0	L	2	2	2	0	0	0	0	0	0	1	2	2	∞	∞						

New York Mets @ Cincinnati Reds
Riverfront Stadium, Cincinnati, OH
Thu Aug 19 1982, 7:05 PM EDT
Att. 11,279 - Unknown

AB 34
R 3
H 10
RBI 3
BB 0
SO 0
LOB 7



Batter	1	2	3	4	5	6	7	8	9	10	AB	R	H	RBI	BB	SO	LOB	TOP	
Bob Bailor, R OBP: 0.305, SLG: 0.314 (1, 6) (10, 7)	6-3				F8			1B		1-3	5	0	2	0	0	0	1	New York Mets @ Atlanta Braves Atlanta-Fulton County Stadium, Atlanta, GA Fri Aug 20 1982, 7:05 PM EDT Att: 33,144 - Unknown AB 39 R 1 H 9 RBI 1 BB 0 SO 3 LOB 13	
Rusty Staub, L OBP: 0.309, SLG: 0.351 (1, 7)	G3				4-3			F7			5	0	1	0	0	0	1		
Ron Gardentire, R OBP: 0.274, SLG: 0.295 (10, PR) (10, 6)					4-3			F7			0	0	0	0	0	0	0		
Ellis Valentine, R OBP: 0.287, SLG: 0.398 (1, 9)					1B			6-3			5	0	2	0	0	1	1		
Dave Kingman, R OBP: 0.294, SLG: 0.436 (1, 3)	3-1				F2			E5			4	0	0	0	0	0	2		
Hubie Brooks, R OBP: 0.320, SLG: 0.324 (1, 5)					1B			P6			4	0	1	0	0	1	2		
Ron Hodges, L OBP: 0.372, SLG: 0.368 (1, 2)					4-3			3-1			4	0	1	0	0	0	3		
Mike Howard, S OBP: 0.188, SLG: 0.077 (9, PH)					F2			4-3			3	0	0	0	0	0	0		
Mike Jorgensen, L OBP: 0.371, SLG: 0.349 (9, PH)								P4			1	0	0	0	0	0	2		
Mookie Wilson, S OBP: 0.315, SLG: 0.366 (9, 8)								L3			0	0	0	0	0	0	0		
Brian Giles, R OBP: 0.292, SLG: 0.545 (1, 4)					F7			F3			4	1	2	1	0	0	0		
Ed Lynch, R OBP: 0.291, SLG: 0.226 (10, PH)					G3			1-4-3			3	0	0	0	0	0	1		
George Foster, R OBP: 0.323, SLG: 0.384 (10, PH)								6-3			1	0	0	0	0	1	0		
Pat Zachry, R OBP: 0.065, SLG: 0.033 (10, 1)											0	0	0	0	0	0	0		
Inning Stats	R: 0 E: 0 K: 0 S: 4	H: 1 LOB: 1 BB: 0 P: 4	R: 0 E: 0 K: 1 S: 5	H: 0 LOB: 0 BB: 0 P: 5	R: 0 E: 0 K: 0 S: 4	H: 1 LOB: 1 BB: 0 P: 4	R: 0 E: 0 K: 1 S: 6	H: 1 LOB: 1 BB: 0 P: 6	R: 0 E: 0 K: 0 S: 5	H: 0 LOB: 0 BB: 0 P: 3	R: 0 E: 1 K: 0 S: 3	H: 1 LOB: 0 BB: 0 P: 3	R: 0 E: 1 K: 0 S: 4	H: 1 LOB: 1 BB: 0 P: 4	R: 1 E: 0 K: 1 S: 7	H: 2 LOB: 1 BB: 0 P: 7	1B: 6 2B: 3 3B: 0 HR: 1	SF: 0 SAC: 0 DP: 1 HBP: 0	WP: 0 PA: 39 PB: 0 SB: 0 CS: 0
PITCHER	IP 9.2	WLS 38	BF 9	H 1	R 1	ER 1	SO 3	BB 0	IBB 0	HBP 0	BLK 0	WP 0	HR 1	S 44	P 44	ERA 0.93	WHIP 0.931		
Pascual Perez, R ERA: 2.52																			
Steve Bedrosian, R ERA: 2.07	0.1	W	1	0	0	0	0	0	0	0	0	0	0	1	1	0.00	0.000		

Batter	1	2	3	4	5	6	7	8	9	10	AB	R	H	RBI	BB	SO	LOB	BOTTOM			
Jerry Royster, R OBP: 0.325, SLG: 0.343 (1, 4) (10, 5)	F8				6-3			SH1-4			3	1	1	0	0	0	1	New York Mets @ Atlanta Braves Atlanta-Fulton County Stadium, Atlanta, GA Fri Aug 20 1982, 7:05 PM EDT Att: 33,144 - Unknown AB 33 R 2 H 8 RBI 1 BB 5 SO 2 LOB 14			
Brett Butler, L OBP: 0.291, SLG: 0.226 (1, 8)	6-3				4-3			F8			3	0	0	0	0	0	2				
Larry Whisenton, L OBP: 0.364, SLG: 0.455 (8, PH) (9, 7)								6-3			1	0	0	0	0	0	1				
Terry Harper, R OBP: 0.353, SLG: 0.307 (10, PH)								6-3			1	0	0	0	0	0	1				
Claudell Washington, L OBP: 0.331, SLG: 0.393 (1, 9)	F8							3-1			4	0	1	0	1	0	2				
Dale Murphy, R OBP: 0.364, SLG: 0.522 (1, 7) (9, 8)	K							K			3	0	0	1	2	2	1				
Bob Horner, R OBP: 0.359, SLG: 0.495 (1, 5)											3	0	1	0	1	0	0				
Glenn Hubbard, R OBP: 0.339, SLG: 0.373 (9, PR) (10, 4)								F2			0	0	0	0	0	0	0				
Chris Chambliss, L OBP: 0.333, SLG: 0.434 (1, 3)								F8			4	0	1	0	0	0	3				
Bruce Benedict, R OBP: 0.280, SLG: 0.268 (1, 2)								F9			3	0	0	0	0	0	3				
Rufino Linares, R OBP: 0.331, SLG: 0.392 (10, PH)								F8			1	0	0	0	0	0	0				
Rafael Ramirez, R OBP: 0.301, SLG: 0.341 (1, 6)								6-3			4	0	2	0	0	0	0				
Pascual Perez, R OBP: 0.400, SLG: 0.375 (1, 1)								L4			3	0	2	0	0	0	0				
Steve Bedrosian, R (10, 1)											0	0	0	0	0	0	0				
Biff Poccoroba, S OBP: 0.362, SLG: 0.404 (10, PH)											0	0	0	0	1	0	0				
Matt Sinatro, R OBP: 0.143, SLG: 0.077 (10, PR)											0	1	0	0	0	0	0				
Inning Stats	R: 0 E: 0 K: 1 S: 5	H: 0 LOB: 1 BB: 0 P: 6	R: 0 E: 0 K: 0 S: 3	H: 0 LOB: 0 BB: 0 P: 3	R: 0 E: 0 K: 0 S: 4	H: 1 LOB: 1 BB: 0 P: 4	R: 0 E: 0 K: 0 S: 4	H: 2 LOB: 2 BB: 1 P: 8	R: 0 E: 0 K: 0 S: 3	H: 0 LOB: 0 BB: 0 P: 3	R: 0 E: 0 K: 1 S: 5	H: 0 LOB: 0 BB: 0 P: 5	R: 0 E: 0 K: 0 S: 4	H: 1 LOB: 1 BB: 0 P: 4	R: 0 E: 0 K: 0 S: 2	H: 0 LOB: 1 BB: 1 P: 6	R: 2 E: 1 K: 0 S: 4	H: 2 LOB: 3 BB: 3 P: 16	1B: 6 2B: 2 3B: 0 HR: 0	SF: 0 SAC: 1 DP: 1 HBP: 1	WP: 0 PA: 40 PB: 0 SB: 0 CS: 1
PITCHER	IP 9.0	WLS 33	BF 6	H 0	R 0	ER 0	SO 2	BB 2	IBB 0	HBP 1	BLK 0	WP 0	HR 0	S 34	P 43	ERA 0.00	WHIP 0.889				
Ed Lynch, R ERA: 3.18																					
Pat Zachry, R ERA: 4.13	0.2	L	7	2	2	0	0	2	1	0	0	0	0	4	16	0.00	6.000				

Batter	1	2	3	4	5	6	7	8	9	AB	R	H	RBI	BB	SO	LOB	TOP					
Brian Giles, R (1,4) OBP: 0.286, SLG: 0.480	P2		L5		2-4	1B HR BB	K			3	1	0	0	1	1	1	New York Mets @ Atlanta Braves Atlanta-Fulton County Stadium, Atlanta, GA Sat Aug 21 1982, 7:05 PM EDT Att: 41,477 - Unknown					
Rusty Staub, L (1,9) OBP: 0.302, SLG: 0.342	G3			F8		P5		6-3		4	0	0	0	0	0	1						
Ellis Valentine, R (1,8) OBP: 0.295, SLG: 0.407	K					HR				4	1	3	0	0	1	0						
Dave Kingman, R (1,3) OBP: 0.286, SLG: 0.443		G3-6-1 BB		K		HR		K		3	1	1	3	1	2	2						
George Foster, R (1,7) OBP: 0.321, SLG: 0.380	G3-6-1			F7		4-3		5-3		4	0	0	0	0	0	3						
Hubie Brooks, R (1,5) OBP: 0.322, SLG: 0.339		HR				6-3			F8	4	2	2	1	0	0	0						
Bruce Bochy, R (1,2) OBP: 0.500, SLG: 0.500						FC4-6		4-3		2	0	1	0	0	0	0						
Ron Hodges, L (7,PH) OBP: 0.373, SLG: 0.370	6-3					FC4-6	FC1-6			2	0	1	0	0	0	0						
Ron Gardenhire, R (1,6) OBP: 0.272, SLG: 0.292			6-3			K	FC1-6		F9	3	0	0	0	0	1	3						
Mike Jorgensen, L (9,PH) OBP: 0.308, SLG: 0.345										1	0	0	0	0	0	0						
Charlie Puleo, R (1,1) OBP: 0.152, SLG: 0.114						FC4-6				1	0	0	0	0	0	0						
Mookie Wilson, S (5,PH) OBP: 0.314, SLG: 0.365										1	0	0	1	0	0	1						
Randy Jones, R (5,1) OBP: 0.233, SLG: 0.148										0	0	0	0	0	0	0						
Gary Rajsch, L (7,PH) OBP: 0.262, SLG: 0.301										1	0	0	0	0	1	1						
Tom Hausman, R (7,1) OBP: 0.262, SLG: 0.301										0	0	0	0	0	0	0						
Inning Stats	R: 0 E: 0 K: 1 S: 5	H: 0 LOB: 0 BB: 0 P: 5	R: 1 E: 0 K: 0 S: 3	H: 1 LOB: 0 BB: 1 P: 7	R: 0 E: 0 K: 0 S: 3	H: 0 LOB: 0 BB: 0 P: 3	R: 0 E: 0 K: 1 S: 6	H: 1 LOB: 1 BB: 0 P: 6	R: 1 E: 0 K: 1 S: 6	H: 2 LOB: 0 BB: 0 P: 6	R: 3 E: 0 K: 0 S: 5	H: 2 LOB: 0 BB: 1 P: 9	R: 0 E: 0 K: 2 S: 8	H: 1 LOB: 1 BB: 0 P: 8	R: 0 E: 0 K: 1 S: 6	H: 1 LOB: 1 BB: 0 P: 6	R: 0 E: 0 K: 0 S: 3	H: 0 LOB: 0 BB: 0 P: 3	1B: 4 2B: 2 3B: 0 HR: 2	SF: 0 SAC: 0 DP: 1 HBP: 0	WP: 0 PB: 0 SB: 1 CS: 0	PA: 35
PITCHER	IP WLS BF H R ER SO BB IBB HBP BLK WP HR S P ERA WHIP																					
Bob Walk, R (1,1) ERA: 4.74	6.0 W 25 6 5 5 3 2 0 0 0 0 0 2 28 36 7.50 1.333																					
Steve Bedrosian, R (7,1) ERA: 2.03	2.0 L 8 2 0 0 3 0 0 0 0 0 0 0 14 14 0.00 1.000																					
Gene Garber, R (9,1) ERA: 2.62	1.0 S 3 0 0 0 0 0 0 0 0 0 0 0 3 3 0.00 0.000																					

AB	33
R	5
H	8
RBI	5
BB	2
SO	6
LOB	12



Batter	1	2	3	4	5	6	7	8	9	AB	R	H	RBI	BB	SO	LOB	BOTTOM			
Jerry Royster, R (1,7) OBP: 0.328, SLG: 0.339	6-4-3 SH3 BB		4-3	F8		G4-3		F8		4	0	1	1	1	0	0	New York Mets @ Atlanta Braves Atlanta-Fulton County Stadium, Atlanta, GA Sat Aug 21 1982, 7:05 PM EDT Att: 41,477 - Unknown			
Rafael Ramirez, R (1,6) OBP: 0.299, SLG: 0.338	SH3		F2		1-3	G4-3				3	0	0	0	0	0	1				
Claudell Washington, L (1,9) OBP: 0.335, SLG: 0.392	6-4-3 BB		2B		2B					1	2	0	0	3	1	0				
Dale Murphy, R (1,8) OBP: 0.365, SLG: 0.524	6-4-3		HR		2B			6-3		4	1	2	1	0	0	2				
Bob Horner, R (1,5) OBP: 0.360, SLG: 0.496					1B					3	1	1	1	1	1	2				
Brett Butler, L (9,8) OBP: 0.291, SLG: 0.226	K		HR		2B			E5		0	0	0	0	0	0	0				
Chris Chambliss, L (1,3) OBP: 0.335, SLG: 0.441					2B			K		3	1	1	3	1	1	3				
Glenn Hubbard, R (1,4) OBP: 0.339, SLG: 0.371			HR					F8		3	0	0	0	1	0	2				
Matt Sinatro, R (1,2) OBP: 0.111, SLG: 0.059			F9		F9			K		4	0	0	0	0	2	4				
Bob Walk, R (1,1) OBP: 0.288, SLG: 0.196										2	0	0	0	0	0	1				
Rufino Linares, R (6,PH) OBP: 0.330, SLG: 0.390			F9		P4			F8		1	1	0	0	0	0	0				
Steve Bedrosian, R (7,1) ERA: 4.57										0	0	0	0	0	0	0				
Larry Whisenton, L (8,PH) OBP: 0.361, SLG: 0.451										1	0	0	0	0	0	0				
Gene Garber, R (9,1) OBP: 0.091, SLG: 0.091										0	0	0	0	0	0	0				
Inning Stats	R: 0 E: 0 K: 1 S: 5	H: 0 LOB: 2 BB: 2 P: 13	R: 0 E: 0 K: 0 S: 3	H: 0 LOB: 1 BB: 1 P: 7	R: 4 E: 0 K: 0 S: 5	H: 2 LOB: 0 BB: 2 P: 13	R: 0 E: 0 K: 0 S: 3	H: 0 LOB: 0 BB: 0 P: 3	R: 1 E: 0 K: 1 S: 7	H: 2 LOB: 3 BB: 2 P: 15	R: 1 E: 1 K: 1 S: 6	H: 1 LOB: 0 BB: 0 P: 6	R: 0 E: 1 K: 1 S: 6	H: 0 LOB: 1 BB: 0 P: 6	R: 0 E: 0 K: 1 S: 5	H: 0 LOB: 0 BB: 0 P: 5	1B: 2 2B: 2 3B: 0 HR: 1	SF: 0 SAC: 1 DP: 1 HBP: 0	WP: 0 PB: 0 SB: 1 CS: 0	PA: 37
PITCHER	IP WLS BF H R ER SO BB IBB HBP BLK WP HR S P ERA WHIP																			
Charlie Puleo, R (1,1) ERA: 4.59	4.0 L 19 2 4 4 1 2 2 0 0 0 0 0 1 16 36 9.00 1.750																			
Randy Jones, L (5,1) ERA: 4.57	2.0 L 11 3 2 1 2 2 0 0 0 0 0 0 13 21 4.50 2.500																			
Tom Hausman, R (7,1) ERA: 4.26	2.0 7 0 0 0 2 0 0 0 0 0 0 0 11 11 0.00 0.000																			



Batter	1	2	3	4	5	6	7	8	9	AB	R	H	RBI	BB	SO	LOB	TOP			
Mookie Wilson, S (1, 8) OBP: 0.315, SLG: 0.368										4	0	0	0	0	1	1				
Bob Bailor, R (1, 6) OBP: 0.306, SLG: 0.318										4	0	1	0	0	0	0				
Ellis Valentine, R (1, 9) OBP: 0.300, SLG: 0.414										4	0	2	0	0	0	0				
Dave Kingman, R (1, 3) OBP: 0.283, SLG: 0.443										4	0	0	0	0	1	3				
George Foster, R (1, 7) OBP: 0.320, SLG: 0.376										3	0	0	0	0	0	2				
Hubie Brooks, R (1, 5) OBP: 0.317, SLG: 0.333										3	0	0	0	0	0	2				
Brian Giles, R (1, 4) OBP: 0.286, SLG: 0.438										3	0	1	0	0	0	0				
Bruce Bochy, R (1, 2) OBP: 0.250, SLG: 0.250										2	0	0	0	0	1	1				
Ron Hodges, L (8, PH) OBP: 0.356, SLG: 0.362										1	0	0	0	0	0	0				
Pat Zachry, R (1, 1) OBP: 0.061, SLG: 0.031										2	0	0	0	0	0	1				
Rusty Staub, L (8, PH) OBP: 0.298, SLG: 0.338										1	0	0	0	0	1	0				
Charlie Puleo, R (8, 1) OBP: 0.152, SLG: 0.114										0	0	0	0	0	0	0				
Inning Stats	R: 0 E: 0 K: 1 S: 5	H: 0 LOB: 0 BB: 0 P: 5	R: 0 E: 0 K: 0 S: 3	H: 0 LOB: 0 BB: 0 P: 3	R: 0 E: 0 K: 0 S: 4	H: 1 LOB: 1 BB: 0 P: 4	R: 0 E: 0 K: 0 S: 3	H: 0 LOB: 0 BB: 0 P: 3	R: 0 E: 0 K: 1 S: 5	H: 0 LOB: 0 BB: 0 P: 5	R: 0 E: 0 K: 1 S: 7	H: 2 LOB: 2 BB: 0 P: 7	R: 0 E: 0 K: 1 S: 5	H: 0 LOB: 0 BB: 0 P: 5	R: 0 E: 0 K: 0 S: 4	H: 1 LOB: 1 BB: 0 P: 4	1B: 4 2B: 0 3B: 0 HR: 0	SF: 0 SAC: 0 DP: 0 HBP: 0	WP: 0 PB: 1 SB: 1 CS: 0	PA: 31
PITCHER Joe Niekro, R (1, 1) ERA: 2.85	IP: 9.0 WLS: W BF: 31 H: 4 R: 0 ER: 0 SO: 4 BB: 0 IBB: 0 HBP: 0 BLK: 0 WP: 0 HR: 0 S: 39 P: 39 ERA: 0.00 WHIP: 0.444															PITCHER				

New York Mets @ Houston Astros
Astrodome, Houston, TX
Mon Aug 23 1982, 8:05 PM EDT
Att: 10,683 - Dome

AB 31
R 0
H 4
RBI 0
BB 0
SO 4
LOB 10





Batter	1	2	3	4	5	6	7	8	9	AB	R	H	RBI	BB	SO	LOB	BOTTOM			
Dickie Thon, R (1, 6) OBP: 0.322, SLG: 0.407										3	0	0	0	1	0	4				
Terry Puhl, L (1, 9) OBP: 0.331, SLG: 0.388										4	1	2	0	0	1	1				
Ray Knight, R (1, 3) OBP: 0.362, SLG: 0.411										4	0	0	0	0	0	4				
Phil Garner, R (1, 4) OBP: 0.301, SLG: 0.431										3	0	0	1	0	1	1				
Jose Cruz, L (1, 7) OBP: 0.345, SLG: 0.386										3	0	1	0	1	0	0				
Art Howe, R (1, 5) OBP: 0.312, SLG: 0.299										2	1	0	0	1	0	1				
Tony Scott, S (1, 8) OBP: 0.277, SLG: 0.307										4	0	1	0	0	0	3				
Luis Pujols, R (1, 2) OBP: 0.219, SLG: 0.291										3	0	2	0	0	1	1				
Joe Niekro, R (1, 1) OBP: 0.108, SLG: 0.125										1	0	0	0	1	0	1				
Inning Stats	R: 0 E: 0 K: 2 S: 7	H: 0 LOB: 1 BB: 1 P: 11	R: 1 E: 0 K: 1 S: 6	H: 1 LOB: 2 BB: 2 P: 14	R: 0 E: 0 K: 0 S: 3	H: 0 LOB: 0 BB: 0 P: 3	R: 0 E: 0 K: 0 S: 3	H: 1 LOB: 0 BB: 0 P: 3	R: 0 E: 0 K: 0 S: 5	H: 2 LOB: 2 BB: 0 P: 5	R: 0 E: 0 K: 0 S: 3	H: 0 LOB: 0 BB: 0 P: 3	R: 0 E: 0 K: 0 S: 4	H: 1 LOB: 1 BB: 0 P: 4	R: 1 E: 1 K: 0 S: 5	H: 1 LOB: 2 BB: 1 P: 9	1B: 6 2B: 0 3B: 0 HR: 0	SF: 1 SAC: 1 DP: 0 HBP: 0	WP: 1 PB: 0 SB: 2 CS: 0	PA: 34
PITCHER Pat Zachry, R (1, 1) ERA: 3.96	IP: 7.0 WLS: L BF: 28 H: 5 R: 1 ER: 1 SO: 3 BB: 3 IBB: 0 HBP: 0 BLK: 0 WP: 1 HR: 0 S: 31 P: 43 ERA: 1.29 WHIP: 1.143															PITCHER				
Charlie Puleo, R (8, 1) ERA: 4.61	IP: 1.0 WLS: L BF: 6 H: 1 R: 1 ER: 1 SO: 0 BB: 1 IBB: 0 HBP: 0 BLK: 1 WP: 0 HR: 0 S: 5 P: 9 ERA: 9.00 WHIP: 2.000															PITCHER				

New York Mets @ Houston Astros
Astrodome, Houston, TX
Mon Aug 23 1982, 8:05 PM EDT
Att: 10,683 - Dome

AB 27
R 2
H 6
RBI 1
BB 4
SO 3
LOB 16



Batter	1	2	3	4	5	6	7	8	9	AB	R	H	RBI	BB	SO	LOB	TOP			
Mookie Wilson, S (1, 8) OBP: 0.315, SLG: 0.369	0-0 G6-3 1B		0-0 6-3	0-0 1-2 2-H 1B		0-3 K		0-0 4-3	0-0 4-3	5	0	2	1	0	1	1	<p>New York Mets @ Houston Astros Astrodome, Houston, TX Tue Aug 24 1982, 8:05 PM EDT Att: 21,108 - Dome</p> <p>livebaseballscores.com</p> <p>AB 38 R 4 H 15 RBI 4 BB 2 SO 5 LOB 16</p> 			
Bob Bailor, R (1, 4) OBP: 0.310, SLG: 0.323	0-0 G6-3 1-2		0-0 1B 1B	0-0 F7			0-0 4-3 1B	0-0 FC5 1B	0-0 1B	5	1	3	0	0	0	3				
Ellis Valentine, R (1, 9) OBP: 0.301, SLG: 0.414	0-0 1-3		0-0 1B 1-3 1B		0-0 6-3		0-0 4-3	0-0 1-2 1B	0-0 1B	5	0	2	0	0	0	1				
Dave Kingman, R (1, 3) OBP: 0.282, SLG: 0.440		0-3 K	0-0 G6-4-3 1-2 3-H 1B		0-3 K		0-0 FC6-2-5 WP 2-3 1B	0-0 F8	0-0 F8	5	0	1	1	0	2	3				
George Foster, R (1, 7) OBP: 0.318, SLG: 0.373		0-3 K	0-0 G6-4-3 1-2		4-0 BB		0-0 6-3	0-0 FC5 2-3	0-0 FC5	4	0	0	0	1	1	5				
Hubie Brooks, R (1, 5) OBP: 0.319, SLG: 0.338		0-0 1B		0-0 6-3		0-0 4-3		0-0 SH2-4 1B		4	1	2	0	0	0	1				
Brian Giles, R (8, 4) OBP: 0.286, SLG: 0.438		2B		0-0 6-3		0-0 4-3				0	0	0	0	0	0	0				
Ron Gardenhire, R (1, 6) OBP: 0.272, SLG: 0.293		2B		0-0 5-3		0-0 6-3		0-0 SH2-4		3	1	1	1	0	0	0				
Bruce Bochy, R (1, 2) OBP: 0.429, SLG: 0.571		1B		0-0 F9		0-0 F9		0-0 1B		3	1	2	1	0	0	0				
Ron Hodges, L (8, PH) OBP: 0.370, SLG: 0.366		2B		0-0 BB 1B		0-0 F9		0-0 1B		1	0	1	0	0	0	0				
Craig Swan, R (1, 1) OBP: 0.278, SLG: 0.313		2B		0-0 1B		0-0 1B		0-0 F8		2	0	1	0	1	1	1				
Rusty Staub, L (8, PH) OBP: 0.297, SLG: 0.335		2B		0-0 BB		0-0 1B				1	0	0	0	0	0	1				
Mike Scott, R (8, 1) OBP: 0.188, SLG: 0.239		2B		0-0 BB		0-0 1B		0-0 F8		0	0	0	0	0	0	0				
Inning Stats	R: 0 E: 0 K: 0 S: 3	H: 1 LOB: 0 BB: 0 P: 3	R: 2 E: 0 K: 3 S: 12	H: 3 LOB: 1 BB: 0 P: 12	R: 1 E: 0 K: 0 S: 5	H: 3 LOB: 1 BB: 0 P: 5	R: 1 E: 0 K: 0 S: 5	H: 2 LOB: 2 BB: 1 P: 9	R: 0 E: 0 K: 1 S: 6	H: 1 LOB: 1 BB: 0 P: 6	R: 0 E: 0 K: 0 S: 4	H: 1 LOB: 1 BB: 0 P: 4	R: 0 E: 0 K: 0 S: 4	H: 2 LOB: 1 BB: 0 P: 4	R: 0 E: 0 K: 0 S: 5	H: 2 LOB: 2 BB: 0 P: 5		1B: 13 2B: 2 3B: 0 HR: 0	SF: 0 SAC: 1 DP: 2 HBP: 0	WP: 2 PA: 41 PB: 0 SB: 0 CS: 0
PITCHER	IP WLS BF H R ER SO BB IBB HBP BLK WP HR S P ERA WHIP	IP WLS BF H R ER SO BB IBB HBP BLK WP HR S P ERA WHIP	IP WLS BF H R ER SO BB IBB HBP BLK WP HR S P ERA WHIP	IP WLS BF H R ER SO BB IBB HBP BLK WP HR S P ERA WHIP	IP WLS BF H R ER SO BB IBB HBP BLK WP HR S P ERA WHIP	IP WLS BF H R ER SO BB IBB HBP BLK WP HR S P ERA WHIP	IP WLS BF H R ER SO BB IBB HBP BLK WP HR S P ERA WHIP	IP WLS BF H R ER SO BB IBB HBP BLK WP HR S P ERA WHIP	IP WLS BF H R ER SO BB IBB HBP BLK WP HR S P ERA WHIP	IP WLS BF H R ER SO BB IBB HBP BLK WP HR S P ERA WHIP	IP WLS BF H R ER SO BB IBB HBP BLK WP HR S P ERA WHIP	IP WLS BF H R ER SO BB IBB HBP BLK WP HR S P ERA WHIP	IP WLS BF H R ER SO BB IBB HBP BLK WP HR S P ERA WHIP	IP WLS BF H R ER SO BB IBB HBP BLK WP HR S P ERA WHIP	IP WLS BF H R ER SO BB IBB HBP BLK WP HR S P ERA WHIP	IP WLS BF H R ER SO BB IBB HBP BLK WP HR S P ERA WHIP		IP WLS BF H R ER SO BB IBB HBP BLK WP HR S P ERA WHIP		
Bob Knepper, L (1, 1) ERA: 4.7	3.2	19	9	4	4	3	1	0	0	0	0	1	0	16	28	0.00	0.900			
Michael LaCoss, R (4, 1) ERA: 3.25	3.1	13	2	0	0	2	1	0	0	0	0	1	0	3	3	0.00	3.000			
Randy Moffitt, R (8, 1) ERA: 3.2	0.2	3	2	0	0	0	0	0	0	0	0	0	0	3	3	0.00	3.000			
Dave Smith, R (8, 1) ERA: 4.42	1.1	W 6	2	0	0	0	0	0	0	0	0	0	0	6	6	0.00	1.500			

Batter	1	2	3	4	5	6	7	8	9	AB	R	H	RBI	BB	SO	LOB	BOTTOM			
Dickie Thon, R (1, 6) OBP: 0.324, SLG: 0.406	0-3 K		4-0 BB 3B BB		0-0 P2			0-0 SH1-4 2B 1B		3	2	1	0	1	1	0	<p>New York Mets @ Houston Astros Astrodome, Houston, TX Tue Aug 24 1982, 8:05 PM EDT Att: 21,108 - Dome</p> <p>livebaseballscores.com</p> <p>AB 29 R 5 H 6 RBI 5 BB 3 SO 9 LOB 9</p> 			
Terry Puhl, L (1, 9) OBP: 0.331, SLG: 0.387	0-3 K		4-0 BB 3B BB		0-0 E3			0-0 SH1-4		2	1	0	0	1	1	0				
Ray Knight, R (1, 3) OBP: 0.363, SLG: 0.418	0-0 2B		0-0 4-3 3B		0-0 6-3			0-3 K		4	1	2	3	0	1	2				
Phil Garner, R (1, 4) OBP: 0.301, SLG: 0.431	0-3 K		0-0 4-3		0-0 F9			0-0 2B		4	0	1	2	0	1	1				
Jose Cruz, L (1, 7) OBP: 0.346, SLG: 0.386		0-0 CS 1B	0-3 K		0-0 F9			4-0 IBB		3	0	1	0	1	2	0				
Alan Ashby, S (1, 2) OBP: 0.330, SLG: 0.426		0-0 3-1		0-0 4-3		0-0 L3		0-0 E6		4	0	0	0	0	0	3				
Art Howe, R (1, 5) OBP: 0.309, SLG: 0.295		0-0 4-3		0-3 K		0-3 K		0-0 1-3		4	0	0	0	0	2	3				
Tony Scott, S (1, 8) OBP: 0.278, SLG: 0.308			0-0 S SH1-4 3B 1B		0-0 4-3			0-0 P4		3	1	1	0	0	0	0				
Bob Knepper, L (1, 1) OBP: 0.128, SLG: 0.070			0-0 SH1-4		0-0 F7			0-3 K		0	0	0	0	0	0	0				
Michael LaCoss, R (4, 1) OBP: 0.273, SLG: 0.273			0-0 SH1-4		0-0 F7			0-3 K		1	0	0	0	0	0	0				
Denny Walling, L (7, PH) OBP: 0.312, SLG: 0.269			0-0 SH1-4		0-0 F7			0-3 K		1	0	0	0	0	1	0				
Randy Moffitt, R (8, 1) ERA: 3.2			0-0 SH1-4		0-0 F7			0-3 K		0	0	0	0	0	0	0				
Dave Smith, R (8, 1) ERA: 4.42			0-0 SH1-4		0-0 F7			0-3 K		0	0	0	0	0	0	0				
Inning Stats	R: 0 E: 0 K: 3 S: 10	H: 1 LOB: 1 BB: 0 P: 10	R: 0 E: 0 K: 0 S: 3	H: 1 LOB: 0 BB: 0 P: 3	R: 4 E: 0 K: 1 S: 7	H: 2 LOB: 0 BB: 2 P: 15	R: 0 E: 0 K: 1 S: 5	H: 0 LOB: 0 BB: 0 P: 5	R: 0 E: 0 K: 1 S: 5	H: 0 LOB: 0 BB: 0 P: 5	R: 0 E: 0 K: 2 S: 7	H: 0 LOB: 0 BB: 0 P: 7	R: 0 E: 0 K: 1 S: 8	H: 2 LOB: 3 BB: 1 P: 12	R: 1 E: 1 K: 1 S: 8	H: 2 LOB: 3 BB: 1 P: 12		1B: 3 2B: 2 3B: 1 HR: 0	SF: 0 SAC: 2 DP: 0 HBP: 0	WP: 0 PA: 34 PB: 0 SB: 1 CS: 1
PITCHER	IP WLS BF H R ER SO BB IBB HBP BLK WP HR S P ERA WHIP	IP WLS BF H R ER SO BB IBB HBP BLK WP HR S P ERA WHIP	IP WLS BF H R ER SO BB IBB HBP BLK WP HR S P ERA WHIP	IP WLS BF H R ER SO BB IBB HBP BLK WP HR S P ERA WHIP	IP WLS BF H R ER SO BB IBB HBP BLK WP HR S P ERA WHIP	IP WLS BF H R ER SO BB IBB HBP BLK WP HR S P ERA WHIP	IP WLS BF H R ER SO BB IBB HBP BLK WP HR S P ERA WHIP	IP WLS BF H R ER SO BB IBB HBP BLK WP HR S P ERA WHIP	IP WLS BF H R ER SO BB IBB HBP BLK WP HR S P ERA WHIP	IP WLS BF H R ER SO BB IBB HBP BLK WP HR S P ERA WHIP	IP WLS BF H R ER SO BB IBB HBP BLK WP HR S P ERA WHIP	IP WLS BF H R ER SO BB IBB HBP BLK WP HR S P ERA WHIP	IP WLS BF H R ER SO BB IBB HBP BLK WP HR S P ERA WHIP	IP WLS BF H R ER SO BB IBB HBP BLK WP HR S P ERA WHIP	IP WLS BF H R ER SO BB IBB HBP BLK WP HR S P ERA WHIP	IP WLS BF H R ER SO BB IBB HBP BLK WP HR S P ERA WHIP				
Craig Swan, R (1, 1) ERA: 3.56	7.0	27	4	4	4	8	2	0	0	0	0	0	0	41	49	5.14	0.857			
Mike Scott, R (8, 1) ERA: 4.99	1.0	L 7	2	1	1	1	0	1	0	0	0	0	0	8	12	9.00	2.000			

Batter	1	2	3	4	5	6	7	8	9	AB	R	H	RBI	BB	SO	LOB	TOP			
Mookie Wilson, S OBP: 0.312, SLG: 0.365	F3		F9			F7		E3	F8	5	0	0	0	0	0	1				
Bob Bailor, R OBP: 0.312, SLG: 0.322	F3			S		6-3			5-3	4	0	1	0	1	0	1				
Ellis Valentine, R OBP: 0.296, SLG: 0.406	6-3			F8		P4		F9	1-3	5	0	0	0	0	0	4				
Dave Kingman, R OBP: 0.279, SLG: 0.436		K		K				F8		4	0	0	0	0	2	3				
Rusty Staub, L OBP: 0.306, SLG: 0.352				4-3						4	1	3	0	0	0	1				
Hubie Brooks, R OBP: 0.321, SLG: 0.343		K				F7				4	1	2	1	0	1	1				
Ron Hodges, L OBP: 0.367, SLG: 0.370				5-3		4-1		1B		4	1	1	1	0	0	3				
Brian Giles, R OBP: 0.308, SLG: 0.429				F9				K		3	1	1	0	1	1	2				
Ed Lynch, R Jesse Orosco, R Mike Howard, S Randy Jones, L George Foster, R Ron Gardenhire, R				K		1-3				2	0	0	0	0	1	1				
Inning Stats	R: 0 E: 0 K: 0 S: 3	H: 0 LOB: 0 BB: 0 P: 3	R: 0 E: 0 K: 2 S: 8	H: 1 LOB: 1 BB: 0 P: 8	R: 0 E: 0 K: 1 S: 5	H: 0 LOB: 0 BB: 1 P: 5	R: 0 E: 0 K: 1 S: 5	H: 0 LOB: 1 BB: 1 P: 9	R: 0 E: 0 K: 0 S: 4	H: 1 LOB: 1 BB: 0 P: 4	R: 0 E: 0 K: 0 S: 3	H: 2 LOB: 2 BB: 0 P: 7	R: 0 E: 1 K: 0 S: 5	H: 1 LOB: 2 BB: 1 P: 5	R: 4 E: 0 K: 0 S: 7	H: 4 LOB: 1 BB: 1 P: 11	1B: 5 2B: 4 3B: 0 HR: 0	SF: 0 SAC: 0 DP: 0 HBP: 0	WP: 0 PB: 0 SB: 1 CS: 0	PA: 39
PITCHER	IP WLS BF H R ER SO BB IBB HBP BLK WP HR S P ERA WHIP																			
Don Sutton, R ERA: 3.0	(1, 1) 8.0 W 34 8 3 3 5 1 0 0 0 0 0 0 43 47 3.38 1.125																			
Dave Smith, R ERA: 4.58	(9, 1) 0.0 2 1 1 1 0 1 0 0 0 0 0 0 1 5 ∞ ∞																			
Bert Roberge, R ERA: 4.12	(9, 1) 1.0 S 3 0 0 0 0 0 0 0 0 0 0 0 3 3 0.00 0.000																			

New York Mets @ Houston Astros
Astrodome, Houston, TX
Wed Aug 25 1982, 4:33 AM EDT
Att: 9,651 - Dome

AB 37
R 4
H 9
RBI 4
BB 2
SO 5
LOB 17



Batter	1	2	3	4	5	6	7	8	9	AB	R	H	RBI	BB	SO	LOB	BOTTOM			
Dickie Thon, R OBP: 0.321, SLG: 0.402	5-3	K			1-3	P4				4	0	0	0	0	1	3				
Terry Puhl, L OBP: 0.335, SLG: 0.389	5-3		WP		CS			K		3	1	2	0	1	1	0				
Ray Knight, R OBP: 0.362, SLG: 0.417	5-3		SF8		F8			F9		4	1	1	0	0	0	2				
Phil Garner, R OBP: 0.302, SLG: 0.432			SF8			FC3-6		F8		2	1	1	1	1	0	0				
Jose Cruz, L OBP: 0.347, SLG: 0.386	F7				G4-6-3	FC3-6		P6		3	0	1	1	1	0	2				
Alan Ashby, S OBP: 0.328, SLG: 0.427			G4-6-3		G4-6-3	IHR		G3		4	1	1	0	0	0	3				
Art Howe, R OBP: 0.314, SLG: 0.310		FC1-5-6			G4-6-3	IHR				4	1	3	3	0	0	1				
Denny Walling, L OBP: 0.310, SLG: 0.268		F7			G4-6-3			F7		4	0	1	0	0	0	3				
Don Sutton, R OBP: 0.186, SLG: 0.162						SH1-4				2	0	1	0	0	1	0				
Dave Smith, R Bert Roberge, R					K					0	0	0	0	0	0	0				
Inning Stats	R: 0 E: 0 K: 0 S: 3	H: 0 LOB: 2 BB: 2 P: 11	R: 0 E: 0 K: 1 S: 7	H: 2 LOB: 0 BB: 0 P: 7	R: 2 E: 0 K: 0 S: 5	H: 3 LOB: 0 BB: 0 P: 5	R: 0 E: 0 K: 1 S: 5	H: 1 LOB: 0 BB: 0 P: 5	R: 0 E: 0 K: 0 S: 3	H: 1 LOB: 0 BB: 0 P: 3	R: 3 E: 0 K: 0 S: 6	H: 3 LOB: 1 BB: 1 P: 10	R: 0 E: 0 K: 1 S: 5	H: 0 LOB: 0 BB: 0 P: 5	R: 0 E: 0 K: 0 S: 4	H: 1 LOB: 1 BB: 0 P: 4	1B: 9 2B: 1 3B: 0 HR: 1	SF: 1 SAC: 1 DP: 2 HBP: 0	WP: 1 PB: 0 SB: 0 CS: 1	PA: 35
PITCHER	IP WLS BF H R ER SO BB IBB HBP BLK WP HR S P ERA WHIP																			
Ed Lynch, R ERA: 3.49	(1, 1) 5.1 L 26 10 5 5 2 3 0 0 0 0 0 0 27 39 8.44 2.438																			
Jesse Orosco, L ERA: 3.05	(6, 1) 1.2 5 0 0 0 1 0 0 0 0 0 0 7 7 0.00 0.000																			
Randy Jones, L ERA: 4.53	(8, 1) 1.0 4 1 0 0 0 0 0 0 0 0 0 4 4 0.00 1.000																			

New York Mets @ Houston Astros
Astrodome, Houston, TX
Wed Aug 25 1982, 4:33 AM EDT
Att: 9,651 - Dome

AB 30
R 5
H 11
RBI 5
BB 3
SO 3
LOB 14



Batter	1	2	3	4	5	6	7	8	9	AB	R	H	RBI	BB	SO	LOB	TOP		
Jerry Royster, R (1, 7) OBP: 0.366, SLG: 0.382	4-0 6-3 1B BB	0-0 S 1B	4-0 1-3 BB		0-0 1-2 1B			0-3 K		3	2	2	0	2	1	0			
Rafael Ramirez, R (1, 6) OBP: 0.304, SLG: 0.349	0-0 6-3 1B	0-0 F9	0-0 F7		0-0 F7			0-0 HR		5	2	1	1	0	0	6			
Claudell Washington, L (1, 9) OBP: 0.329, SLG: 0.352	0-0 6-3	0-0 E1 1B	0-0 F7			0-3 K		0-0 F8		5	1	0	0	0	1	4			
Dale Murphy, R (1, 8) OBP: 0.369, SLG: 0.533	4-0 1B 2B BB	0-0 2H 1B		0-0 P5		0-0 5-3		0-0 6-3		4	1	1	1	1	0	0			
Bob Horner, R (1, 5) OBP: 0.365, SLG: 0.514	0-0 2B	0-0 F7		0-0 P6		0-0 5-3		0-0 F9		5	1	1	2	0	0	1			
Brett Butler, L (9, 8) OBP: 0.291, SLG: 0.226	1-2 2B 1B									0	0	0	0	0	0	0			
Chris Chambliss, L (1, 3) OBP: 0.334, SLG: 0.436	0-3 K		0-0 HR	0-3 K				0-0 F7		4	1	1	0	1	2	2			
Glenn Hubbard, R (1, 4) OBP: 0.340, SLG: 0.375	0-0 1H 2H 3H 2B		0-0 P4		0-0 F7		4-0 1B BB	0-0 G4-6-3 1B		4	0	2	2	1	0	1			
Matt Sinatro, R (1, 2) OBP: 0.257, SLG: 0.382	0-0 F8		0-0 HR	0-0 FC6-5 2B		0-0 L4		0-0 G4-6-3 1B		5	1	3	2	0	0	3			
Bob Walk, R (1, 1) OBP: 0.291, SLG: 0.204		0-0 P6	0-0 WP	0-0 FC6-5 1B		0-0 L4				3	0	1	0	0	0	1			
Steve Bedrosian, R (6, 1) OBP: 0.100, SLG: 0.053										0	0	0	0	0	0	0			
Rufino Linares, R (7, PH) OBP: 0.331, SLG: 0.391										1	0	0	0	0	0	2			
Donnie Moore, L (7, 1)										0	0	0	0	0	0	0			
Inning Stats	R: 4 E: 1 K: 1 S: 8	H: 2 LOB: 1 BB: 2 P: 16	R: 2 E: 1 K: 0 S: 6	H: 2 LOB: 1 BB: 0 P: 6	R: 2 E: 0 K: 0 S: 6	H: 3 LOB: 2 BB: 1 P: 10	R: 0 E: 0 K: 1 S: 5	H: 0 LOB: 0 BB: 0 P: 5	R: 0 E: 0 K: 0 S: 5	H: 2 LOB: 2 BB: 0 P: 5	R: 0 E: 0 K: 0 S: 3	H: 1 LOB: 1 BB: 1 P: 7	R: 1 E: 0 K: 1 S: 6	H: 1 LOB: 1 BB: 1 P: 6	R: 0 E: 0 K: 0 S: 3	H: 1 LOB: 1 BB: 1 P: 7	1B: 8 2B: 3 3B: 0 HR: 2	SF: 0 SAC: 0 DP: 2 HBP: 0	WP: 2 PA: 44 SB: 0 CS: 1
PITCHER	IP WLS BF H R ER SO BB IBB HBP BLK WP HR S P ERA WHIP																		
Charlie Puleo, R (1, 1) ERA: 4.62	1.2	13	4	6	1	1	2	0	0	0	0	0	0	13	21	5.40	3.600		
Pete Falcone, L (2, 1) ERA: 4.2	3.1	16	5	2	2	1	1	0	0	0	1	1	17	21	5.40	1.800			
Tom Hausman, R (6, 1) ERA: 4.28	1.0	3	0	0	0	1	0	0	0	0	0	0	5	5	0.00	0.000			
Jesse Orosco, L (7, 1) ERA: 3.08	2.0	L 8	2	1	1	1	1	0	0	0	0	1	9	13	4.50	1.500			
Mike Scott, R (9, 1) ERA: 4.65	1.0	4	1	0	0	0	1	0	0	0	0	0	3	7	0.00	2.000			

Atlanta Braves @ New York Mets
Shea Stadium, Flushing, NY
Fri Aug 27 1982, 7:05 PM EDT
Att: 14,133 - Unknown

AB 39
R 9
H 12
RBI 8
BB 5
SO 4
LOB 20



Batter	1	2	3	4	5	6	7	8	9	AB	R	H	RBI	BB	SO	LOB	BOTTOM				
Mookie Wilson, S (1, 8) OBP: 0.313, SLG: 0.365	0-0 4-3		0-0 FC7-6 S 2H 1B		0-0 F8	0-0 1B 1B		0-0 F8		5	0	2	2	0	0	1					
Bob Bailor, R (1, 6) OBP: 0.313, SLG: 0.327	0-0 F8 2B		0-0 FC7-6-4 1-3		0-0 5-3	0-0 FC6-4 1B		0-0 4-3		5	0	2	1	0	0	2					
Ellis Valentine, R (1, 9) OBP: 0.298, SLG: 0.413	0-0 F8 2-3			0-0 1B 2B		0-0 FC6-4 1B		0-0 F9		5	2	2	0	0	0	3					
Dave Kingman, R (1, 3) OBP: 0.281, SLG: 0.435	0-0 F8			0-0 1B 1B		0-0 1B BB 1B	0-0 6-3	0-3 K		5	2	2	0	0	1	1					
George Foster, R (1, 7) OBP: 0.321, SLG: 0.377		0-0 F3		0-0 G5-4-3 1B 1-3 3H 1B		0-0 P4	0-0 6-3	0-0 1B		5	0	2	1	0	0	2					
Hubie Brooks, R (1, 5) OBP: 0.322, SLG: 0.344		0-0 6-3		0-0 G5-4-3 1B 1-2 3H 1B		0-3 K	0-0 1B	0-0 F8		5	0	2	1	0	1	3					
Ron Hodges, L (1, 2) OBP: 0.365, SLG: 0.362		0-0 F7		0-0 G5-4-3 1-2 2-3		4-0 1B BB	0-0 P6			3	1	0	0	1	0	3					
Brian Giles, R (1, 4) OBP: 0.349, SLG: 0.447			0-0 S 1B 1B	0-3 K		0-0 E 1B 1B	4-0 SH1-4 BB			3	2	2	1	1	1	1					
Charlie Puleo, R Pete Falcone, L Tom Hausman, R Jesse Orosco, L Mike Scott, R	0-3 K		0-0 K		0-3 K		0-0 E8 1B 1B	0-0 SH1-4		0	0	0	0	0	0	0					
Inning Stats	R: 0 E: 0 K: 0 S: 4	H: 1 LOB: 1 BB: 0 P: 4	R: 0 E: 0 K: 0 S: 3	H: 0 LOB: 0 BB: 0 P: 3	R: 1 E: 0 K: 1 S: 6	H: 2 LOB: 0 BB: 0 P: 6	R: 2 E: 0 K: 1 S: 8	H: 4 LOB: 1 BB: 0 P: 8	R: 0 E: 0 K: 1 S: 5	H: 0 LOB: 0 BB: 0 P: 5	R: 5 E: 1 K: 1 S: 11	H: 6 LOB: 2 BB: 1 P: 15	R: 0 E: 0 K: 0 S: 4	H: 1 LOB: 1 BB: 0 P: 4	R: 0 E: 0 K: 0 S: 3	H: 0 LOB: 1 BB: 1 P: 7	R: 0 E: 0 K: 1 S: 6	H: 1 LOB: 1 BB: 0 P: 6	1B: 12 2B: 4 3B: 0 HR: 0	SF: 0 SAC: 1 DP: 2 HBP: 0	WP: 0 PA: 42 SB: 0 CS: 0
PITCHER	IP WLS BF H R ER SO BB IBB HBP BLK WP HR S P ERA WHIP																				
Bob Walk, R (1, 1) ERA: 4.87	5.1	23	9	5	5	3	0	0	0	0	0	0	8	12	40.50	7.500					
Steve Bedrosian, R (6, 1) ERA: 2.42	0.2	7	4	3	3	1	1	0	0	0	0	0	8	12	40.50	7.500					
Donnie Moore, R (7, 1) ERA: 3.18	3.0	W 12	2	0	0	1	1	0	0	0	0	0	13	17	0.00	1.000					

Atlanta Braves @ New York Mets
Shea Stadium, Flushing, NY
Fri Aug 27 1982, 7:05 PM EDT
Att: 14,133 - Unknown

AB 39
R 8
H 15
RBI 8
BB 2
SO 5
LOB 17



Batter	1	2	3	4	5	6	7	8	9	AB	R	H	RBI	BB	SO	LOB	TOP			
Jerry Royster, R (1, 7) OBP: 0.363, SLG: 0.373	4-0 SH1-4 BB		0-0 5-3		0-0 F8			0-0 L6		3	0	0	0	1	0	1				
Rafael Ramirez, R (1, 6) OBP: 0.305, SLG: 0.349	0-0 SH1-4 1-2		0-0 5-3		0-3 K			0-0 HR 1B		3	1	1	0	0	1	1				
Claudell Washington, L (1, 9) OBP: 0.331, SLG: 0.397	0-0 5-3			0-0 HR		0-0 E1 SF8		0-0 HR		4	3	2	3	0	0	1				
Dale Murphy, R (1, 8) OBP: 0.368, SLG: 0.532	0-0 6-3			0-0 S 1B		0-0 SF8 2H		0-3 K		3	0	1	1	0	1	1				
Bob Horner, R (1, 5) OBP: 0.362, SLG: 0.509		0-0 6-3		0-0 F2 1-2		0-3 K		0-0 F8		4	0	0	0	0	1	1				
Chris Chambliss, L (1, 3) OBP: 0.331, SLG: 0.432		0-0 4-3		0-0 E7		0-0 G3			0-0 F7	4	0	0	0	0	0	1				
Glenn Hubbard, R (1, 4) OBP: 0.339, SLG: 0.373	4-0 CS BB			0-0 F2			0-0 4-3		0-0 F7	3	0	0	0	1	0	2				
Matt Sinatro, R (1, 2) OBP: 0.282, SLG: 0.378	0-0 CS 1-2	4-0 SH1-4 BB	0-0 6-3		0-0 1-3			0-0 CS 1B		3	0	1	0	1	0	2				
Rick Camp, R (1, 1) Carlos Diaz, R (8, 1) Gene Garber, R (9, 1) OBP: 0.083, SLG: 0.083			0-0 SH1-4 1-2		0-3 K			0-0 F2	0-0 CS 1-2	2	0	0	0	0	1	0				
Inning Stats	R: 0 E: 0 K: 0 S: 3	H: 0 LOB: 1 BB: 1 P: 7	R: 0 E: 0 K: 0 S: 2	H: 0 LOB: 0 BB: 1 P: 6	R: 0 E: 0 K: 0 S: 3	H: 0 LOB: 1 BB: 1 P: 7	R: 1 E: 1 K: 0 S: 6	H: 2 LOB: 2 BB: 0 P: 6	R: 0 E: 0 K: 1 S: 7	H: 0 LOB: 0 BB: 0 P: 7	R: 0 E: 0 K: 0 S: 3	H: 0 LOB: 0 BB: 0 P: 3	R: 2 E: 0 K: 1 S: 7	H: 2 LOB: 0 BB: 0 P: 7	R: 0 E: 0 K: 0 S: 3	H: 1 LOB: 0 BB: 0 P: 3	1B: 3 2B: 0 3B: 0 HR: 2	SF: 1 SAC: 2 DP: 0 HBP: 0	WP: 0 PA: 37 CS: 2	
PITCHER	IP WLS BF H R ER SO BB IBB HBP BLK WP HR S P ERA WHIP																			
Rick Ownbey, R (1, 1) ERA: 6.0	7.0	27	2	2	1	3	3	0	0	0	0	0	0	1	30	42	1.29	0.714		
Mike Scott, R (8, 1) ERA: 5.01	2.0	L 8	3	2	2	1	0	0	0	0	0	0	0	1	10	10	9.00	1.500		

Atlanta Braves @ New York Mets
Shea Stadium, Flushing, NY
Sat Aug 28 1982, 7:05 PM EDT
Att: 22,017 - Unknown

AB 29
R 4
H 5
RBI 4
BB 3
SO 4
LOB 10



Batter	1	2	3	4	5	6	7	8	9	AB	R	H	RBI	BB	SO	LOB	BOTTOM			
Mookie Wilson, S (1, 8) OBP: 0.314, SLG: 0.366	0-0 G3		0-0 F9 SF8 1B		0-0 S 1B		0-3 K		0-0 B5-4	5	1	2	0	0	1	1				
Bob Bailor, R (1, 6) OBP: 0.312, SLG: 0.325	0-0 1-3		0-0 F9 1-3		0-0 F8 1-2		0-0 6-3		0-0 1B	5	0	1	0	0	0	2				
Ellis Valentine, R (1, 9) OBP: 0.296, SLG: 0.411	0-0 1B		0-0 SF8 3H		0-0 5-3			0-0 6-3	0-0 L5	4	0	1	1	0	0	3				
Dave Kingman, R (1, 3) OBP: 0.282, SLG: 0.442	0-0 1B		0-0 5-3		0-0 HR			0-0 P3	0-3 K	5	1	2	1	0	1	2				
George Foster, R (1, 7) OBP: 0.320, SLG: 0.376	0-3 K2-3			0-0 F8		0-3 K2-3		0-0 BB 1B 1B		4	1	1	0	0	2	2				
Hubie Brooks, R (1, 5) OBP: 0.324, SLG: 0.346		0-0 6-3		0-0 F9		0-0 6-3 1B		0-0 BB 1B 1B		4	0	2	0	0	0	0				
Brian Giles, R (1, 4) OBP: 0.290, SLG: 0.450		4-0 G3 S BB				0-0 6-3		4-0 BB 1B 1B		2	0	1	0	1	0	1				
Rusty Staub, L (8, PH) OBP: 0.314, SLG: 0.355						0-0 6-3		0-0 BB 1B		0	0	0	0	1	0	0				
Ron Gardenhire, R (8, FR) OBP: 0.272, SLG: 0.293						1-2 1B		1-2 2-3 BB		0	0	0	0	0	0	0				
Bruce Bochy, R (1, 2) OBP: 0.300, SLG: 0.400		0-0 G3		0-0 F7		0-0 F7		0-0 1B		3	0	0	0	0	0	3				
Ron Hodges, L (8, PH) OBP: 0.368, SLG: 0.367		0-0 G3		0-0 F7		0-0 F7		1-2 2H 3H 1B		1	0	1	1	0	0	0				
Rick Ownbey, R (1, 1) Gary Rajsch, L (7, PH) Mike Scott, R (8, 1) Mike Howard, S (8, PH) OBP: 0.250, SLG: 0.176		0-3 K		0-0 5-3			0-0 F7		0-0 1B	2	0	0	0	0	1	1				
Inning Stats	R: 0 E: 0 K: 1 S: 7	H: 2 LOB: 2 BB: 0 P: 7	R: 0 E: 0 K: 1 S: 5	H: 0 LOB: 1 BB: 1 P: 9	R: 1 E: 0 K: 0 S: 4	H: 1 LOB: 0 BB: 0 P: 4	R: 0 E: 0 K: 0 S: 4	H: 1 LOB: 1 BB: 0 P: 4	R: 0 E: 0 K: 1 S: 7	H: 2 LOB: 1 BB: 0 P: 7	R: 0 E: 0 K: 1 S: 5	H: 0 LOB: 0 BB: 0 P: 5	R: 1 E: 0 K: 0 S: 5	H: 3 LOB: 2 BB: 1 P: 9	R: 0 E: 0 K: 1 S: 7	H: 2 LOB: 2 BB: 0 P: 7	1B: 11 2B: 0 3B: 0 HR: 1	SF: 1 SAC: 0 DP: 0 HBP: 0	WP: 0 PA: 40 CS: 0	
PITCHER	IP WLS BF H R ER SO BB IBB HBP BLK WP HR S P ERA WHIP																			
Rick Camp, R (1, 1) ERA: 3.59	7.2	W 34	9	3	3	4	2	0	0	0	0	0	0	0	3	3	0.00	3.000		
Carlos Diaz, L (8, 1) ERA: 3.47	0.2	S 3	2	0	0	0	0	0	0	0	0	0	0	0	3	3	0.00	1.500		
Gene Garber, R (9, 1) ERA: 2.76	0.2	S 3	1	0	0	1	0	0	0	0	0	0	0	5	5	0.00	1.500			

Atlanta Braves @ New York Mets
Shea Stadium, Flushing, NY
Sat Aug 28 1982, 7:05 PM EDT
Att: 22,017 - Unknown

AB 37
R 3
H 12
RBI 3
BB 2
SO 5
LOB 15



Batter	1	2	3	4	5	6	7	8	9	AB	R	H	RBI	BB	SO	LOB	TOP
Dickie Thon, R OBP: 0.316, SLG: 0.398 (1, 6)	0-0 5-3 1B		0-0 1B			0-0 HR		0-0 F8		4	1	2	1	0	0	2	
Tony Scott, S OBP: 0.286, SLG: 0.296 (1, 8)	0-0 4-3		0-0 G3			0-0 4-3		0-0 1B 1B		4	1	1	1	0	0	1	
Ray Knight, R OBP: 0.365, SLG: 0.420 (1, 3)	4-0 BB			0-0 F8		0-0 F8		0-0 1B		3	0	1	2	1	0	0	
Phil Garner, R OBP: 0.306, SLG: 0.429 (1, 4)	0-0 F9			0-0 F8			0-0 3-1	0-0 5-3 1B		4	0	0	0	0	0	2	
Jose Cruz, L OBP: 0.344, SLG: 0.377 (1, 7)		0-0 6-3		0-0 G1			4-0 F8-4 BB	0-0 F9		3	0	0	0	1	0	0	
Alan Ashby, S OBP: 0.321, SLG: 0.414 (1, 2)	0-0 F9				0-0 P4		0-0 F8-4	0-0 F9		4	0	0	0	0	0	1	
Danny Heep, L OBP: 0.307, SLG: 0.375 (1, 9)	0-0 F8				0-0 L4			0-0 4-3	0-0 F7	4	0	0	0	0	0	0	AB 32
Denny Walling, L OBP: 0.310, SLG: 0.268 (9, 9)										0	0	0	0	0	0	0	R 4
Art Howe, R OBP: 0.314, SLG: 0.319 (1, 5)			0-0 5-3							3	0	1	0	0	0	0	H 6
Craig Reynolds, L OBP: 0.311, SLG: 0.311 (8, PR) (8, 5)					0-0 P4			0-0 1B 1B		0	1	0	0	0	0	0	RBI 4
Michael LaCoss, R OBP: 0.250, SLG: 0.250 (6, PH)								0-0 1B 1B		1	0	0	0	0	0	0	BB 2
Terry Puhl, L OBP: 0.333, SLG: 0.387 (6, PH)			0-0 L6					0-0 1B 1B		1	0	0	0	0	1	0	SO 1
Frank LaCorte, R (6, 1)								0-0 1B 1B		0	0	0	0	0	0	0	LOB 6
Harry Spilman, L OBP: 0.250, SLG: 0.333 (8, PH)										1	1	1	0	0	0	0	
Dave Smith, R (8, 1)										0	0	0	0	0	0	0	
Inning Stats	R: 0 E: 0 K: 0 S: 3	H: 0 LOB: 1 BB: 1 P: 7	R: 0 E: 0 K: 0 S: 3	H: 0 LOB: 0 BB: 0 P: 3	R: 0 E: 0 K: 0 S: 4	H: 1 LOB: 1 BB: 0 P: 4	R: 0 E: 0 K: 0 S: 3	H: 0 LOB: 0 BB: 0 P: 3	R: 0 E: 0 K: 0 S: 3	H: 0 LOB: 0 BB: 1 P: 6	R: 3 E: 0 K: 0 S: 7	H: 4 LOB: 1 BB: 0 P: 7	R: 0 E: 0 K: 0 S: 3	H: 0 LOB: 0 BB: 0 P: 3	1B: 5 2B: 1 3B: 0 HR: 1	SF: 0 SAC: 0 DP: 1 HBP: 0	WP: 0 PA: 34 PB: 0 SB: 0 CS: 0
PITCHER Craig Swan, R ERA: 3.59 (1, 1)	IP: 9.0 WLS: L BF: 34 H: 6 R: 4 ER: 4 SO: 1 BB: 2 IBB: 0 HBP: 0 BLK: 0 WP: 0 HR: 1 S: 34 P: 42 ERA: 4.00 WHIP: 0.889																

Houston Astros @ New York Mets
Shea Stadium, Flushing, NY
Mon Aug 30 1982, 7:05 PM EDT
Att: 8,497 - Unknown

AB	32
R	4
H	6
RBI	4
BB	2
SO	1
LOB	6



Batter	1	2	3	4	5	6	7	8	9	AB	R	H	RBI	BB	SO	LOB	BOTTOM		
Mookie Wilson, S OBP: 0.316, SLG: 0.365 (1, 8)	0-0 E3 FC 1B		0-0 F8		0-0 E6 FC4-6		0-0 S 1B		0-3 K	5	1	2	0	0	1	1			
Bob Bailor, R OBP: 0.305, SLG: 0.315 (1, 6) (9, 4)	0-0 4-3		4-0 BLK 5-3 1B BB		0-0 FC4-6 S		0-0 F7		0-0 P6	4	1	0	0	1	0	4			
Ellis Valentine, R OBP: 0.292, SLG: 0.403 (1, 9)	0-0 FC F8 1B		0-0 5-3		0-0 1-3		0-0 F8			4	0	0	1	0	0	4			
Dave Kingman, R OBP: 0.284, SLG: 0.443 (1, 3)	0-0 1-2 1B		0-0 2H 1B		0-0 5-3			0-3 K		4	0	2	1	0	1	2			
Rusty Staub, L OBP: 0.311, SLG: 0.351 (1, 7)	0-0 F8		0-0 F9			0-0 F7		0-0 F8		4	0	0	0	0	0	3			
Hubie Brooks, R OBP: 0.323, SLG: 0.344 (1, 5)	0-0 F8			0-0 F8		0-0 F8		0-0 1B 1B		4	0	1	0	0	0	2			
Ron Hodges, L OBP: 0.374, SLG: 0.370 (1, 2)		0-3 K		0-0 F7		4-0 BB		0-0 1-2 1B		3	0	1	0	1	1	0	AB 35		
Brian Giles, R OBP: 0.340, SLG: 0.404 (8, PH)		0-0 6-3		0-0 F8		0-0 G3		0-0 F8		3	0	0	0	0	0	1	R 2		
George Foster, R OBP: 0.319, SLG: 0.374 (9, 6)										1	0	0	0	0	0	2	H 6		
Ron Gardenhire, R OBP: 0.272, SLG: 0.293 (9, 6)										0	0	0	0	0	0	0	RBI 2		
Craig Swan, R OBP: 0.282, SLG: 0.294 (8, PH)		0-0 F9			4-0 FC4-6 E BB		0-0 F9		0-0 F7	2	0	0	0	1	0	0	BB 3		
Mike Jorgensen, L OBP: 0.361, SLG: 0.337 (9, PH)										1	0	0	0	0	0	0	SO 3		
Inning Stats	R: 1 E: 1 K: 0 S: 6	H: 2 LOB: 2 BB: 0 P: 6	R: 0 E: 0 K: 1 S: 5	H: 0 LOB: 0 BB: 0 P: 5	R: 1 E: 0 K: 0 S: 4	H: 1 LOB: 1 BB: 1 P: 8	R: 0 E: 0 K: 0 S: 3	H: 0 LOB: 0 BB: 0 P: 3	R: 0 E: 0 K: 0 S: 4	H: 0 LOB: 1 BB: 1 P: 7	R: 0 E: 0 K: 0 S: 4	H: 1 LOB: 1 BB: 0 P: 4	R: 0 E: 0 K: 1 S: 7	H: 2 LOB: 2 BB: 0 P: 7	R: 0 E: 0 K: 1 S: 5	H: 0 LOB: 0 BB: 0 P: 5	1B: 6 2B: 0 3B: 0 HR: 0	SF: 0 SAC: 0 DP: 0 HBP: 0	WP: 0 PA: 38 PB: 0 SB: 2 CS: 0
PITCHER Michael LaCoss, R ERA: 3.27 (1, 1)	IP: 5.0 WLS: W BF: 22 H: 3 R: 2 ER: 2 SO: 2 BB: 2 IBB: 0 HBP: 0 BLK: 0 WP: 0 HR: 0 S: 22 P: 30 ERA: 3.60 WHIP: 1.000																		
Frank LaCorte, R ERA: 4.4 (6, 1)	IP: 2.0 WLS: W BF: 8 H: 1 R: 0 ER: 0 SO: 0 BB: 1 IBB: 0 HBP: 0 BLK: 0 WP: 0 HR: 0 S: 7 P: 11 ERA: 0.00 WHIP: 1.000																		
Dave Smith, R ERA: 4.42 (8, 1)	IP: 2.0 WLS: S BF: 8 H: 2 R: 0 ER: 0 SO: 2 BB: 0 IBB: 0 HBP: 0 BLK: 0 WP: 0 HR: 0 S: 12 P: 12 ERA: 0.00 WHIP: 1.000																		

Houston Astros @ New York Mets
Shea Stadium, Flushing, NY
Mon Aug 30 1982, 7:05 PM EDT
Att: 8,497 - Unknown

AB	35
R	2
H	6
RBI	2
BB	3
SO	3
LOB	19



Batter	1	2	3	4	5	6	7	8	9	AB R H RBI BB SO LOB	TOP												
Dickie Thon, R OBP: 0.317, SLG: 0.401	0-0 BLK 4-3 2B		0-3 K			0-0 5-3	0-0 1-3		0-0 1B 2-3 1B	5 1 2 0 0 1 3	Houston Astros @ New York Mets Shea Stadium, Flushing, NY Tue Aug 31 1982, 7:05 PM EDT Att: 9,577 - Unknown livebaseballscores.com												
Tony Scott, S OBP: 0.287, SLG: 0.295	0-0 4-3 2H			0-0 4-3		0-0 4-3		0-0 5-3	0-0 1B 1-3 3H 0-0 F9	5 0 1 2 0 0 0													
Ray Knight, R OBP: 0.362, SLG: 0.416	0-0 5-3			0-0 F7			0-0 4-3	0-0 5-3	0-0 F9	5 0 0 0 0 0 2													
Phil Garner, R OBP: 0.309, SLG: 0.431	0-0 F8			4-0 BB			0-0 1B 1B	0-0 BB 1B		3 1 2 0 1 0 0													
Jose Cruz, L OBP: 0.345, SLG: 0.377		0-0 1-3		0-0 L3			0-0 1B 2B	4-0 BB 1B		3 1 1 0 1 0 1													
Alan Ashby, S OBP: 0.320, SLG: 0.411		0-0 3-1			0-0 F9		0-0 2B 1B	0-0 BB 4-3		4 0 1 1 0 0 2													
Danny Heep, L OBP: 0.313, SLG: 0.387		0-0 G3			0-0 G6-4-3 1B		0-0 2B 1-3 2H		0-3 K	3 0 2 1 0 0 0													
Denny Walling, L OBP: 0.308, SLG: 0.266										1 0 0 0 0 1 0													
Art Howe, R OBP: 0.316, SLG: 0.320			0-0 5-3		0-0 G6-4-3 1-2		4-0 IBB		0-0 1B SH3-4 1B	3 1 1 0 1 0 1													
Nolan Ryan, R OBP: 0.192, SLG: 0.132			0-0 6-3			0-0 F8	0-3 K		0-0 SH3-4 1-2	3 0 0 0 0 1 3													
Inning Stats	R: 1 E: 0 K: 0 S: 4	H: 1 LOB: 0 BB: 0 P: 4	R: 0 E: 0 K: 0 S: 3	H: 0 LOB: 0 BB: 0 P: 3	R: 0 E: 0 K: 1 S: 5	H: 0 LOB: 0 BB: 1 P: 5	R: 0 E: 0 K: 0 S: 3	H: 1 LOB: 0 BB: 0 P: 7	R: 0 E: 0 K: 0 S: 3	H: 0 LOB: 0 BB: 0 P: 3	R: 2 E: 0 K: 1 S: 9	H: 4 LOB: 3 BB: 1 P: 13	R: 0 E: 0 K: 0 S: 4	H: 1 LOB: 2 BB: 1 P: 8	R: 1 E: 0 K: 1 S: 8	H: 3 LOB: 2 BB: 0 P: 8	1B: 8 2B: 2 3B: 0 HR: 0	SF: 0 SAC: 1 DP: 1 HBP: 0	WP: 0 PB: 0 SB: 0 CS: 0	PA: 39			
PITCHER	IP WLS BF H R ER SO BB IBB HBP BLK WP HR S P ERA WHIP											PITCHER	IP WLS BF H R ER SO BB IBB HBP BLK WP HR S P ERA WHIP										
Ed Lynch, R ERA: 3.48	(1, 1) 8.0 L 33 7 3 3 2 2 2 1 0 1 0 0 34 46 3.38 1.125																						
Charlie Puleo, R ERA: 4.65	(9, 1) 1.0 6 3 1 1 1 0 0 0 0 0 0 8 8 9.00 3.000																						

Batter	1	2	3	4	5	6	7	8	9	AB R H RBI BB SO LOB	BOTTOM												
Mookie Wilson, S OBP: 0.313, SLG: 0.362	0-3 K		0-3 K			0-0 6-3		0-3 K		4 0 0 0 0 3 2	Houston Astros @ New York Mets Shea Stadium, Flushing, NY Tue Aug 31 1982, 7:05 PM EDT Att: 9,577 - Unknown livebaseballscores.com												
Bob Bailor, R OBP: 0.304, SLG: 0.314	0-0 F9			0-0 5-3		0-0 F9		0-0 FC5-4 1B		4 0 1 0 0 0 0													
Rusty Staub, L OBP: 0.315, SLG: 0.347	4-0 BB			4-0 BB		0-0 F7		0-0 F7		2 0 0 0 2 0 1													
Dave Kingman, R OBP: 0.283, SLG: 0.440	0-3 K			0-0 F7		4-0 G5-4-3 BB		0-0 F8		3 0 0 0 1 1 3													
George Foster, R OBP: 0.316, SLG: 0.371		0-0 6-3		0-0 F8		0-0 G5-4-3 1-2		0-0 FC5-4 1-2		4 0 0 0 0 0 3													
Hubie Brooks, R OBP: 0.320, SLG: 0.341		0-0 6-3			0-0 F9		0-0 E2 1B			3 0 0 0 0 0 0													
Ron Hodges, L OBP: 0.374, SLG: 0.369		0-0 F7			0-3 K		0-0 1B			3 0 1 0 0 1 0													
Brian Giles, R OBP: 0.321, SLG: 0.380			0-3 K		0-0 F8		0-0 F7			3 0 0 0 0 1 2													
Ed Lynch, R			0-3 K			0-3 K		0-3 K		2 0 0 0 0 2 0													
Mike Jorgensen, L OBP: 0.358, SLG: 0.333										1 0 0 0 0 1 2													
Charlie Puleo, R OBP: 0.152, SLG: 0.114										0 0 0 0 0 0 0													
Inning Stats	R: 0 E: 0 K: 2 S: 7	H: 0 LOB: 1 BB: 1 P: 11	R: 0 E: 0 K: 0 S: 3	H: 0 LOB: 0 BB: 0 P: 3	R: 0 E: 0 K: 3 S: 9	H: 0 LOB: 0 BB: 0 P: 9	R: 0 E: 0 K: 0 S: 3	H: 0 LOB: 1 BB: 1 P: 7	R: 0 E: 0 K: 1 S: 5	H: 0 LOB: 0 BB: 0 P: 5	R: 0 E: 0 K: 1 S: 2	H: 0 LOB: 0 BB: 1 P: 6	R: 0 E: 1 K: 2 S: 9	H: 1 LOB: 2 BB: 0 P: 9	R: 0 E: 0 K: 0 S: 4	H: 1 LOB: 1 BB: 0 P: 4	1B: 2 2B: 0 3B: 0 HR: 0	SF: 0 SAC: 0 DP: 1 HBP: 0	WP: 0 PB: 0 SB: 0 CS: 0	PA: 32			
PITCHER	IP WLS BF H R ER SO BB IBB HBP BLK WP HR S P ERA WHIP											PITCHER	IP WLS BF H R ER SO BB IBB HBP BLK WP HR S P ERA WHIP										
Nolan Ryan, R ERA: 3.22	(1, 1) 9.0 W 32 2 0 0 9 3 0 0 0 0 0 47 59 0.00 0.556																						

Batter	1	2	3	4	5	6	7	8	9	AB	R	H	RBI	BB	SO	LOB	TOP			
Dickie Thon, R OBP: 0.316, SLG: 0.399	F8			6-3	P5			FC5-4 1B		4	0	1	0	0	0	3	Houston Astros @ New York Mets Shea Stadium, Flushing, NY Wed Sep 01 1982, 7:05 PM EDT Att: 4,488 - Unknown			
Tony Scott, S OBP: 0.287, SLG: 0.294	6-3						F8	FC5-4 G4-6-3		4	0	1	0	0	0	2				
Ray Knight, R OBP: 0.359, SLG: 0.413	K			P5			4-3	G4-6-3		4	0	0	0	0	1	3				
Phil Garner, R OBP: 0.309, SLG: 0.431			K	F9					K	4	0	1	0	0	2	1				
Jose Cruz, L OBP: 0.346, SLG: 0.377		F7-6-3 BB			FC5-4 1B			F7		3	0	1	0	1	0	1				
Alan Ashby, S OBP: 0.318, SLG: 0.420		F7-6-3			FC5-4 FC6-4					4	1	1	1	0	0	2				
Danny Heep, L OBP: 0.312, SLG: 0.395				4-3	FC6-4 BB WP					4	0	1	0	0	1	1				
Art Howe, R OBP: 0.316, SLG: 0.318			K		BB			FC8-2 3B		2	0	0	0	1	1					
Vern Ruhle, R OBP: 0.216, SLG: 0.121				P5						1	0	0	0	0	0	0				
Alan Koohey, R OBP: 0.277, SLG: 0.254								FC5-4 1B		0	0	0	0	1	0	0				
Terry Lutz, L OBP: 0.333, SLG: 0.387										0	0	0	0	0	0	0				
Frank LaCorte, R OBP: 0.333, SLG: 0.387										0	0	0	0	0	0	0				
Tim Tolman, R OBP: 0.333, SLG: 0.387										0	0	0	0	0	0	0				
Tim Tolman, R OBP: 0.333, SLG: 0.387										0	0	0	0	1	0	0				
Bert Roberge, R OBP: 0.333, SLG: 0.387										0	0	0	0	0	0	0				
Inning Stats	R: 0 E: 0 K: 1 S: 5	H: 0 LOB: 0 BB: 0 P: 5	R: 0 E: 0 K: 1 S: 4	H: 0 LOB: 0 BB: 1 P: 8	R: 0 E: 0 K: 1 S: 5	H: 0 LOB: 0 BB: 0 P: 5	R: 0 E: 0 K: 0 S: 4	H: 1 LOB: 1 BB: 0 P: 4	R: 0 E: 0 K: 0 S: 4	H: 1 LOB: 1 BB: 0 P: 4	R: 0 E: 0 K: 0 S: 3	H: 1 LOB: 0 BB: 0 P: 3	R: 0 E: 0 K: 0 S: 3	H: 1 LOB: 1 BB: 1 P: 7	R: 1 E: 0 K: 2 S: 8	H: 1 LOB: 0 BB: 0 P: 8	1B: 3 2B: 3 3B: 1 HR: 1	SF: 0 SAC: 0 DP: 3 HBP: 0	WP: 1 PB: 0 SB: 0 CS: 0	PA: 34
PITCHER	IP: 9.0 WLS: W BF: 34 H: 6 R: 1 ER: 1 SO: 5 BB: 4 IBB: 0 HBP: 0 BLK: 0 WP: 1 HR: 1 S: 40 P: 56 ERA: 1.00 WHIP: 1.111															PITCHER	IP: 9.0 WLS: W BF: 34 H: 6 R: 1 ER: 1 SO: 5 BB: 4 IBB: 0 HBP: 0 BLK: 0 WP: 1 HR: 1 S: 40 P: 56 ERA: 1.00 WHIP: 1.111			

Batter	1	2	3	4	5	6	7	8	9	AB	R	H	RBI	BB	SO	LOB	BOTTOM			
Mookie Wilson, S OBP: 0.315, SLG: 0.363	BB 1B	G3-6			5-3 S PB 1B			F8		4	2	2	0	0	0	1	Houston Astros @ New York Mets Shea Stadium, Flushing, NY Wed Sep 01 1982, 7:05 PM EDT Att: 4,488 - Unknown			
Bob Bailor, R OBP: 0.304, SLG: 0.312	1B SF7 BB			6-3	5-3			F8		3	1	0	0	1	0	1				
Rusty Staub, L OBP: 0.325, SLG: 0.354	1B									2	1	2	1	1	0	0				
Mike Howard, S OBP: 0.238, SLG: 0.167	1B 2-H			HR 1B	BB			G3		1	0	0	0	0	0	0				
Dave Kingman, R OBP: 0.281, SLG: 0.436	K			K	K			F9		4	0	0	0	0	3	4				
Mike Jorgensen, L OBP: 0.336, SLG: 0.333	K			K	K					0	0	0	0	0	0	0				
George Foster, R OBP: 0.318, SLG: 0.379	SF7			HR	K			1B 1B		3	1	2	3	0	1	1				
Ron Hodges, L OBP: 0.376, SLG: 0.373	1B			F8				F8		4	0	2	0	0	0	0				
Hubie Brooks, R OBP: 0.319, SLG: 0.340	1B			4-3				P4		4	0	1	0	0	0	2				
Ron Gardenhire, R OBP: 0.273, SLG: 0.293								6-3		3	0	1	0	0	0	0				
Pete Falcone, L OBP: 0.133, SLG: 0.156				G4-6-3 1B	G4-6-3 1B			K		3	0	1	0	0	1	1				
Inning Stats	R: 2 E: 0 K: 1 S: 8	H: 4 LOB: 3 BB: 1 P: 12	R: 0 E: 0 K: 0 S: 3	H: 1 LOB: 0 BB: 0 P: 3	R: 2 E: 0 K: 1 S: 7	H: 2 LOB: 0 BB: 0 P: 7	R: 0 E: 0 K: 0 S: 3	H: 1 LOB: 0 BB: 0 P: 3	R: 1 E: 0 K: 2 S: 8	H: 1 LOB: 1 BB: 1 P: 12	R: 0 E: 0 K: 0 S: 3	H: 0 LOB: 0 BB: 0 P: 3	R: 0 E: 0 K: 1 S: 5	H: 0 LOB: 0 BB: 0 P: 5	R: 0 E: 0 K: 0 S: 5	H: 2 LOB: 2 BB: 0 P: 5	1B: 10 2B: 0 3B: 0 HR: 1	SF: 1 SAC: 0 DP: 2 HBP: 0	WP: 0 PB: 1 SB: 1 CS: 0	PA: 34
PITCHER	IP: 4.0 WLS: L BF: 18 H: 8 R: 4 ER: 4 SO: 2 BB: 1 IBB: 0 HBP: 0 BLK: 0 WP: 0 HR: 1 S: 21 P: 25 ERA: 9.00 WHIP: 2.250															PITCHER	IP: 4.0 WLS: L BF: 18 H: 8 R: 4 ER: 4 SO: 2 BB: 1 IBB: 0 HBP: 0 BLK: 0 WP: 0 HR: 1 S: 21 P: 25 ERA: 9.00 WHIP: 2.250			
Vern Ruhle, R ERA: 3.85																				
Frank LaCorte, R ERA: 4.19																				
Bert Roberge, R ERA: 4.03																				

AB	30
R	1
H	6
RBI	1
BB	4
SO	5
LOB	14



AB	31
R	5
H	11
RBI	4
BB	2
SO	5
LOB	10



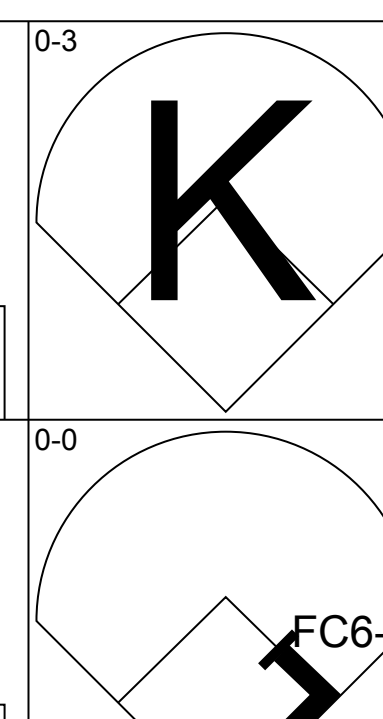
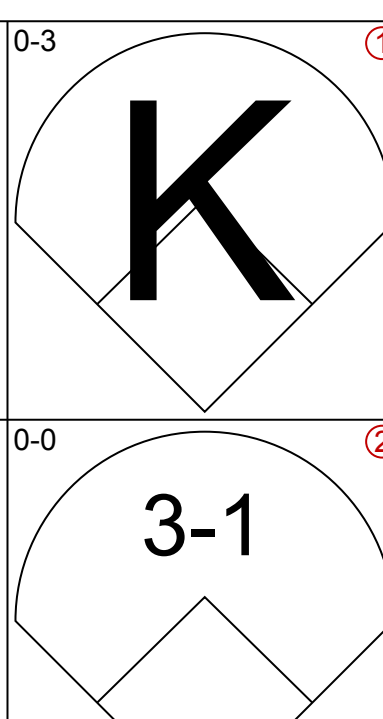
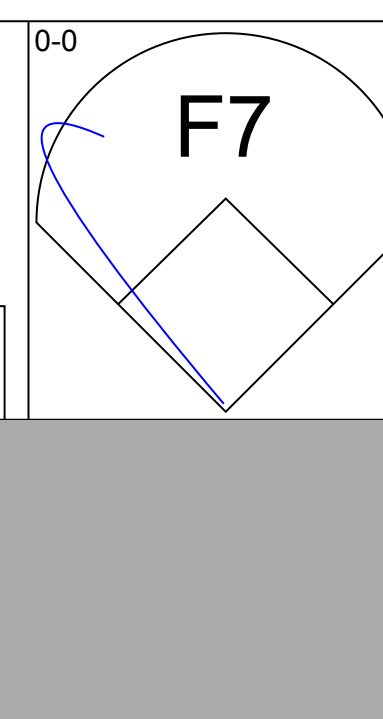
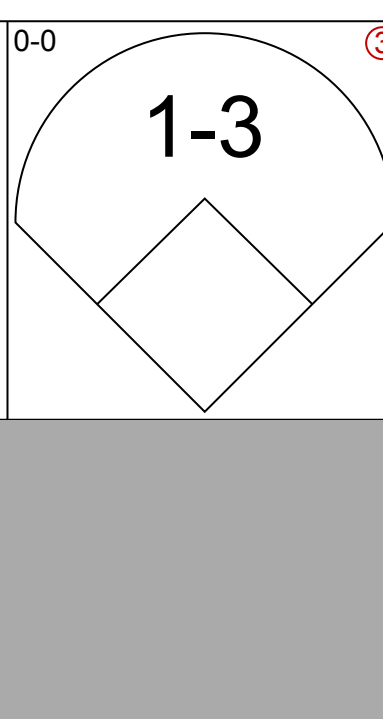
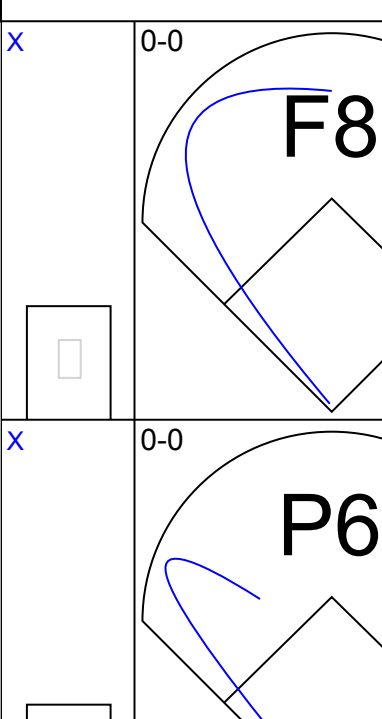
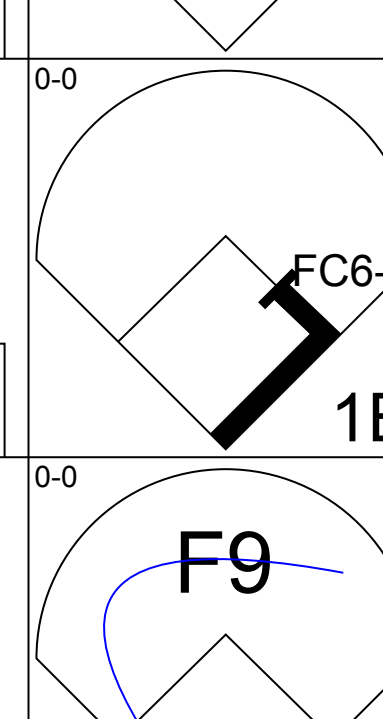
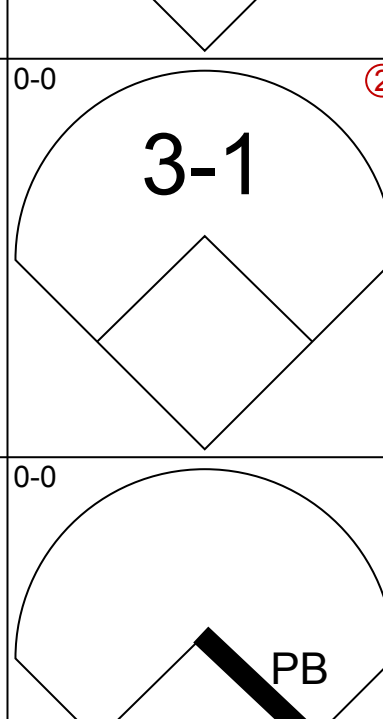
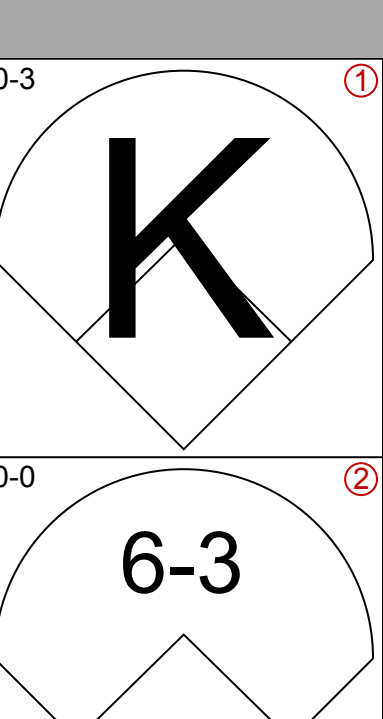
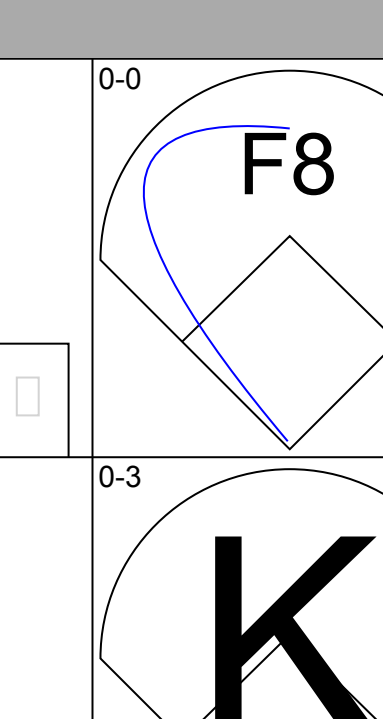
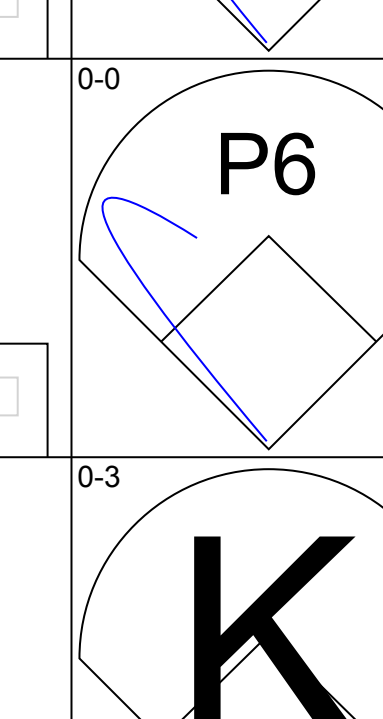
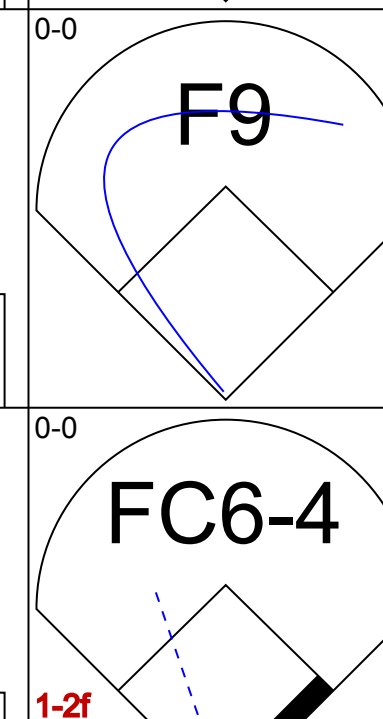
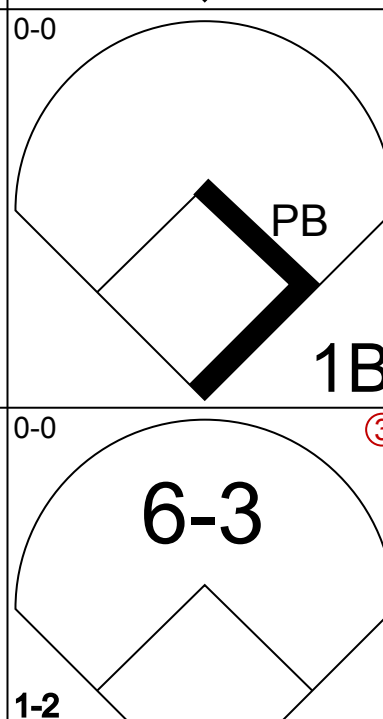

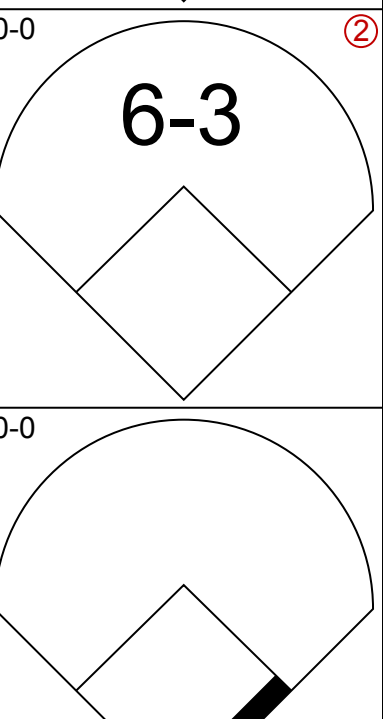
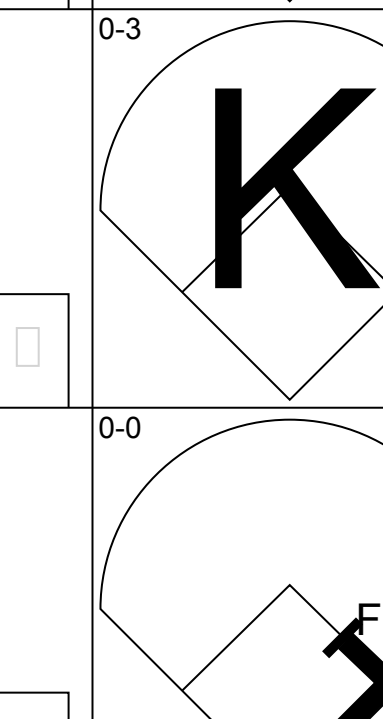
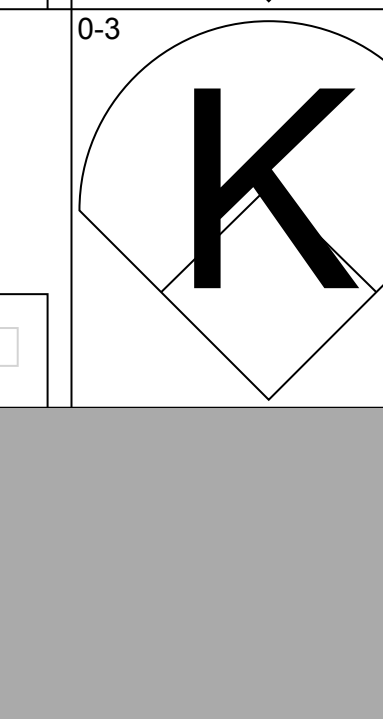
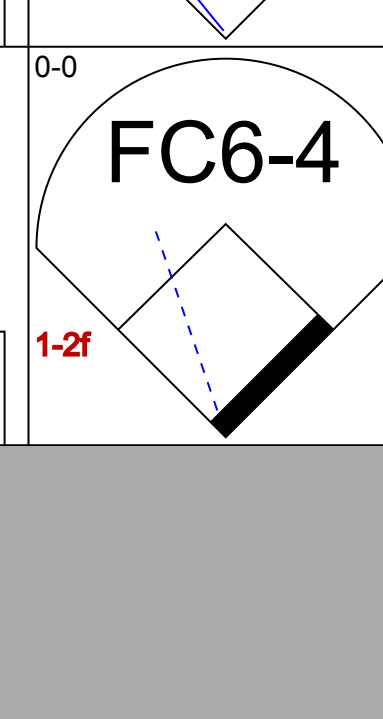
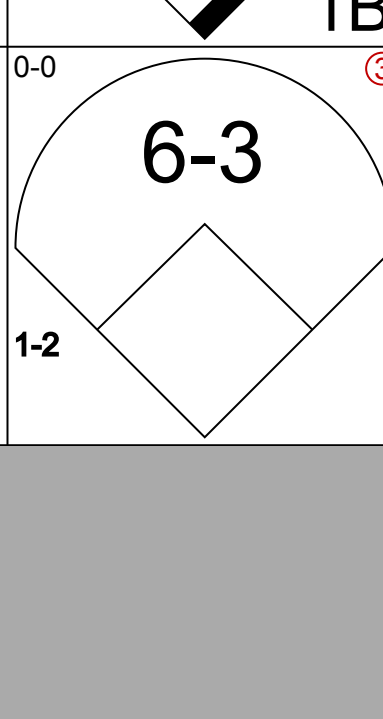
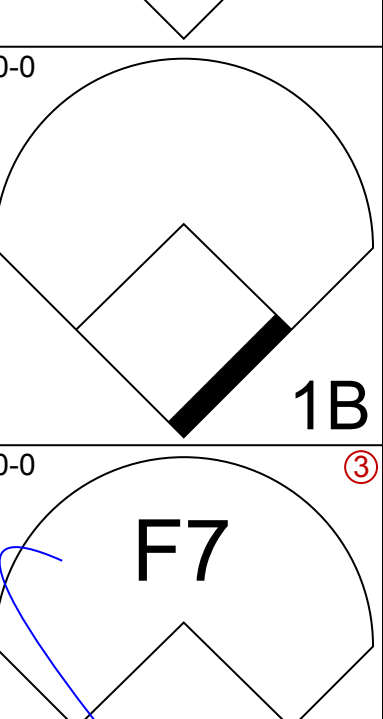
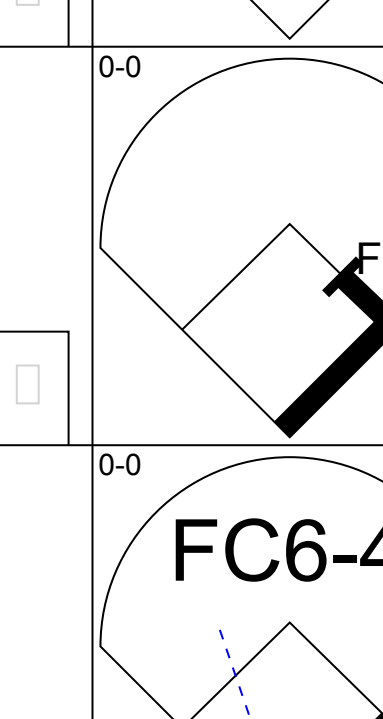
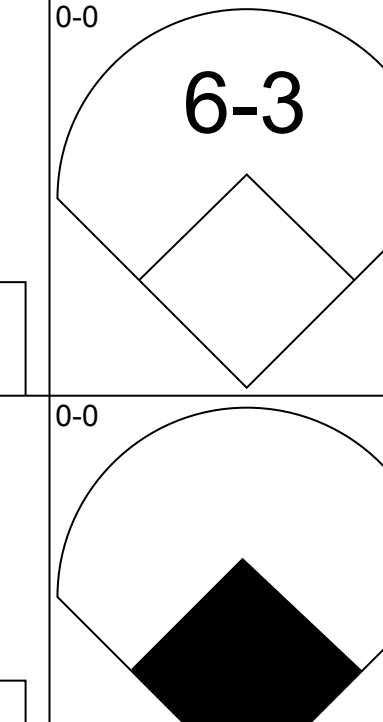
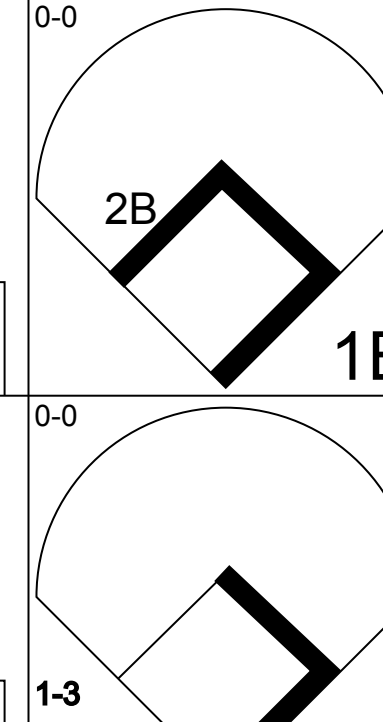
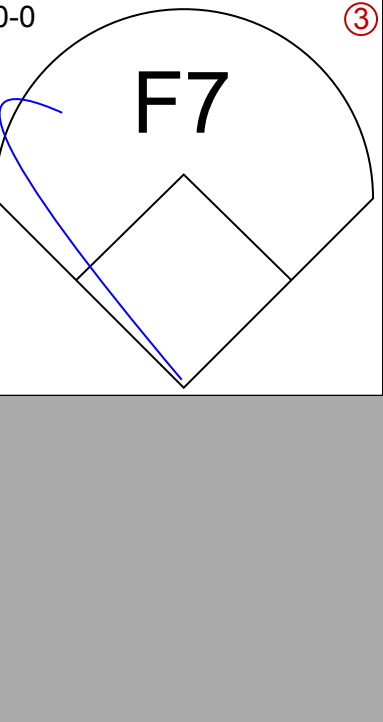
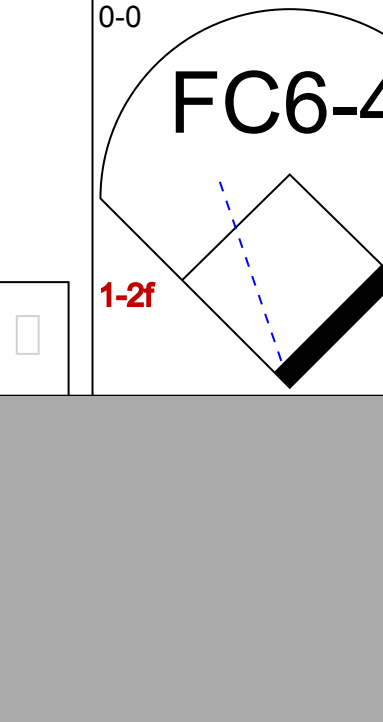
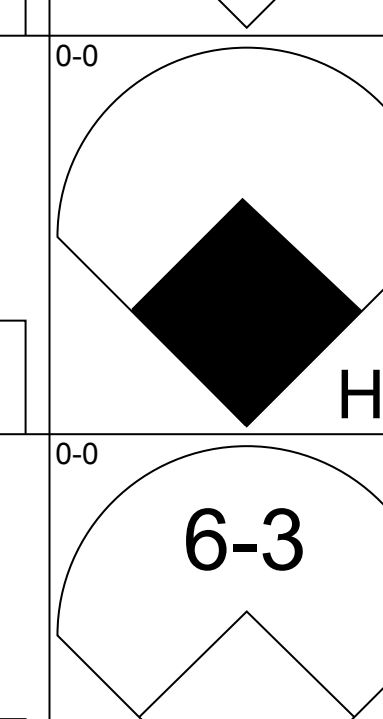
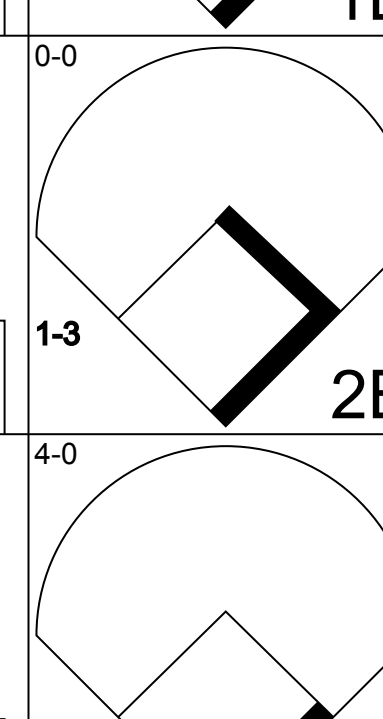
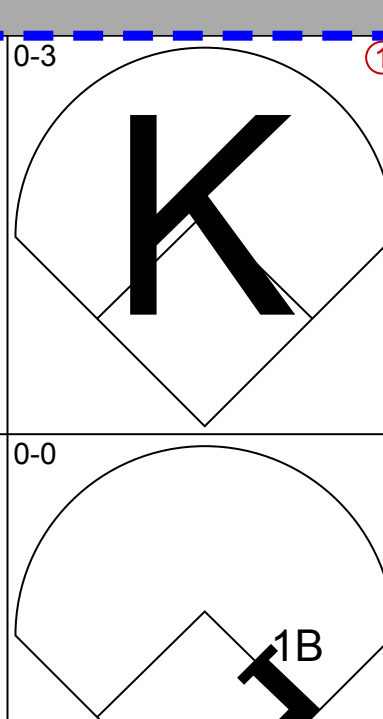
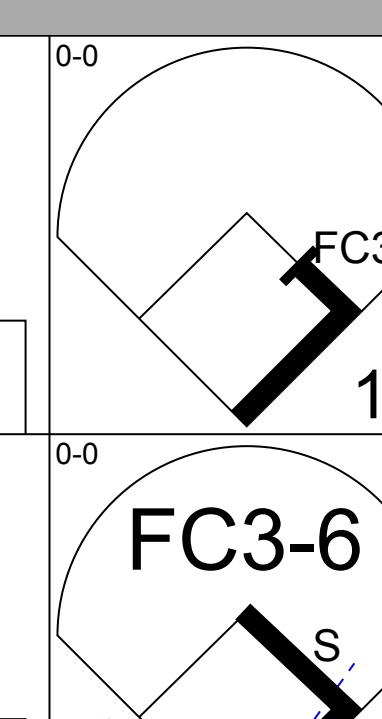
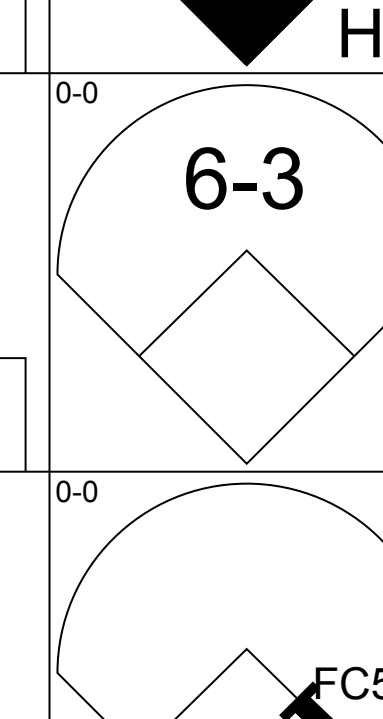
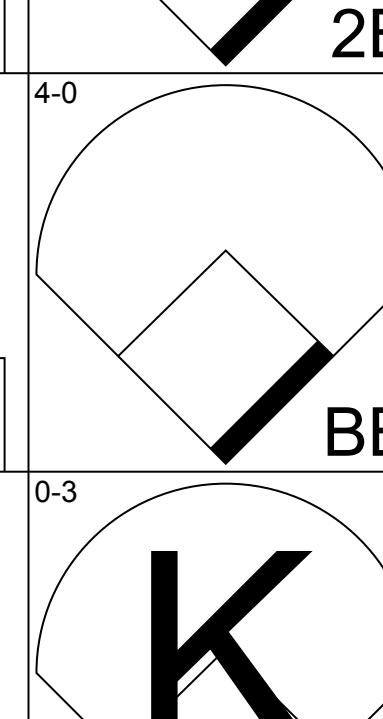
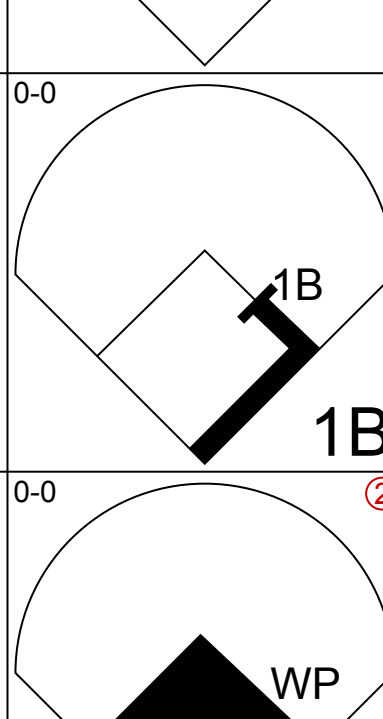
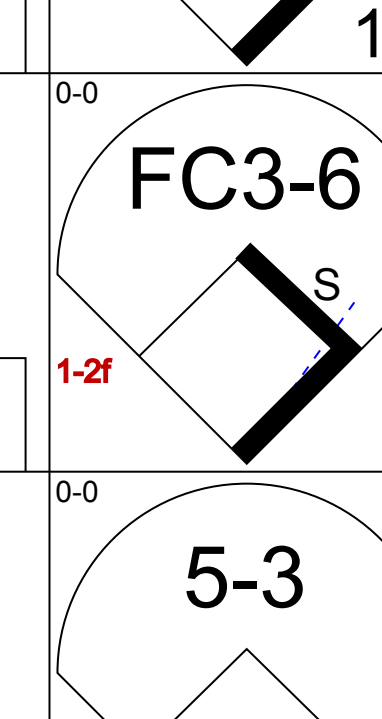
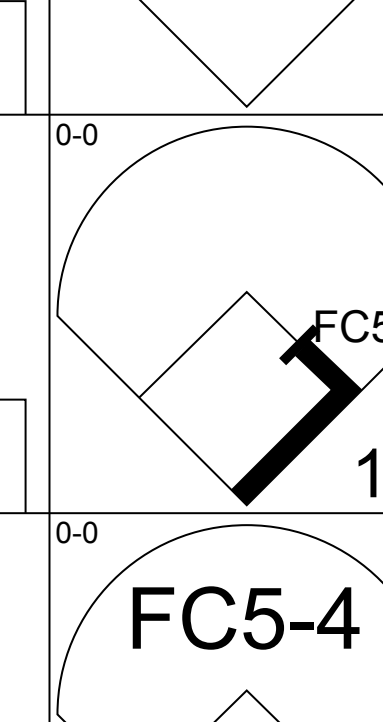
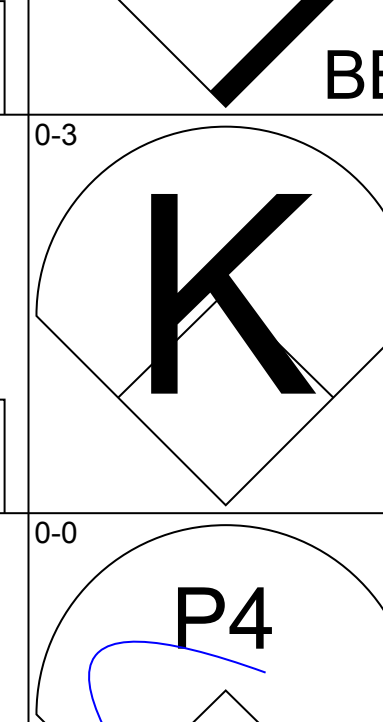
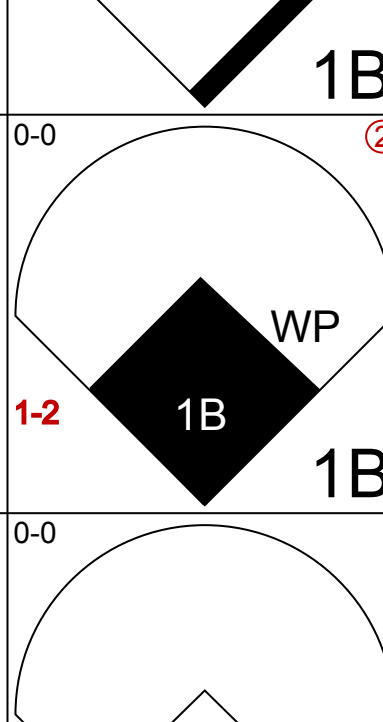
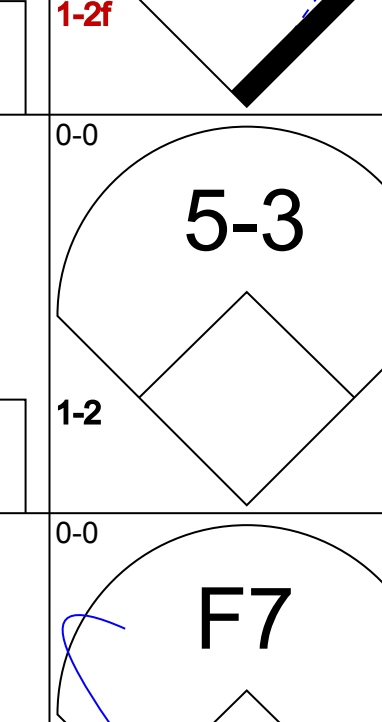
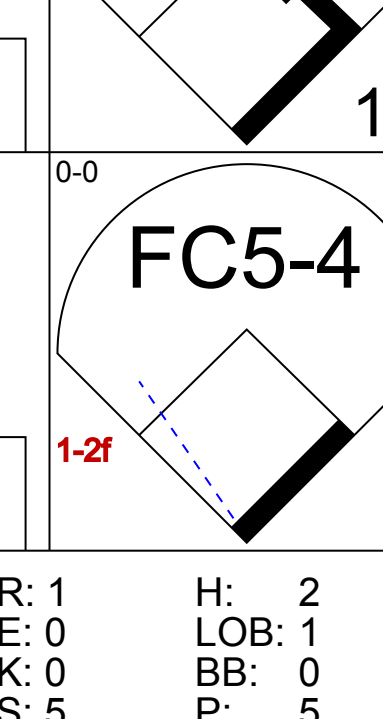
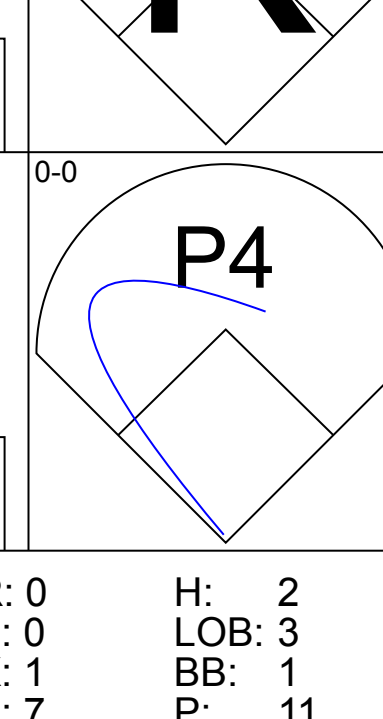
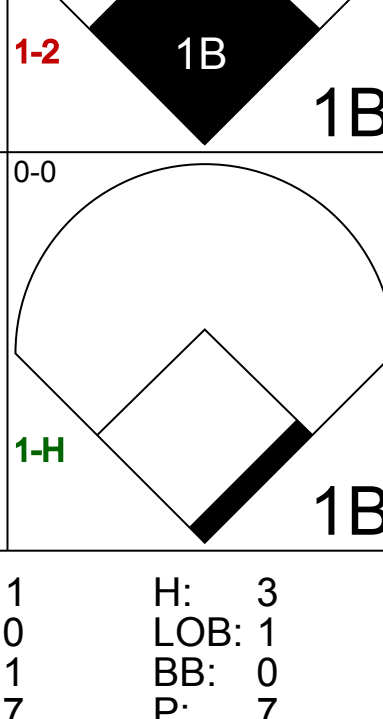
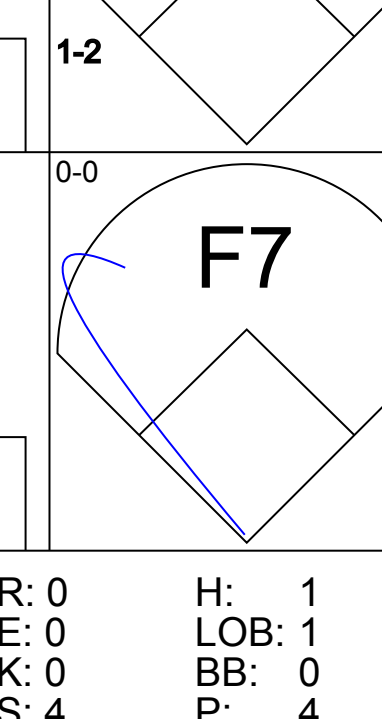
Batter	1	2	3	4	5	6	7	8	9	AB	R	H	RBI	BB	SO	LOB	TOP			
Duane Walker, L OBP: 0.325, SLG: 0.367 (1, 7)										3	0	0	0	1	1	0	Cincinnati Reds @ New York Mets Shea Stadium, Flushing, NY Fri Sep 03 1982, 7:05 PM EDT Att: 8,570 - Unknown			
Ron Oester, S OBP: 0.296, SLG: 0.337 (1, 4)										4	0	0	0	1	0	2				
Dave Concepcion, R OBP: 0.346, SLG: 0.378 (1, 6)										3	1	0	0	2	2	2				
Dan Driessen, L OBP: 0.377, SLG: 0.420 (1, 3)										2	0	2	0	2	0	0				
Cesar Cedeno, R OBP: 0.353, SLG: 0.421 (1, 8)										4	0	0	0	0	1	7				
Johnny Bench, R OBP: 0.398, SLG: 0.365 Wayne Krenchicki, L OBP: 0.324, SLG: 0.365 (8, 5)									4	0	0	0	0	0	1	2				
Paul Householder, S OBP: 0.261, SLG: 0.325 (1, 9)									3	0	0	0	1	1	1					
Dave Vangorder, R OBP: 0.272, SLG: 0.233 (1, 2)									3	0	2	0	1	0	2					
Frank Pastore, R OBP: 0.196, SLG: 0.280 Brad Lesley, R (9, 1)									4	0	1	0	0	1	3					
Inning Stats	R: 0 E: 0 K: 2 S: 7	H: 0 LOB: 0 BB: 0 P: 7	R: 0 E: 0 K: 1 S: 6	H: 1 LOB: 1 BB: 0 P: 6	R: 0 E: 0 K: 1 S: 5	H: 1 LOB: 1 BB: 1 P: 9	R: 1 E: 0 K: 1 S: 6	H: 1 LOB: 2 BB: 2 P: 14	R: 0 E: 0 K: 1 S: 5	H: 0 LOB: 1 BB: 1 P: 9	R: 0 E: 0 K: 0 S: 3	H: 0 LOB: 2 BB: 2 P: 11	R: 0 E: 0 K: 0 S: 4	H: 1 LOB: 1 BB: 0 P: 4	R: 0 E: 0 K: 0 S: 3	H: 0 LOB: 0 BB: 0 P: 3		1B: 5 2B: 0 3B: 0 HR: 0	SF: 0 SAC: 1 DP: 1 HBP: 0	WP: 0 PB: 1 SB: 1 CS: 0
PITCHER Rick Ownbey, R ERA: 4.13 (1, 1)	IP: 9.0 WLS: L BF: 39	H: 5 R: 1 ER: 1 SO: 7	BB: 8 IBB: 0 HBP: 0 BLK: 2	WP: 0 HR: 0 S: 45 P: 77	ERA: 1.00 WHIP: 1.444	PITCHER										IP: 9.0 WLS: L BF: 39	H: 5 R: 1 ER: 1 SO: 7	BB: 8 IBB: 0 HBP: 0 BLK: 2	WP: 0 HR: 0 S: 45 P: 77	ERA: 1.00 WHIP: 1.444

AB	30
R	1
H	5
RBI	0
BB	8
SO	7
LOB	19



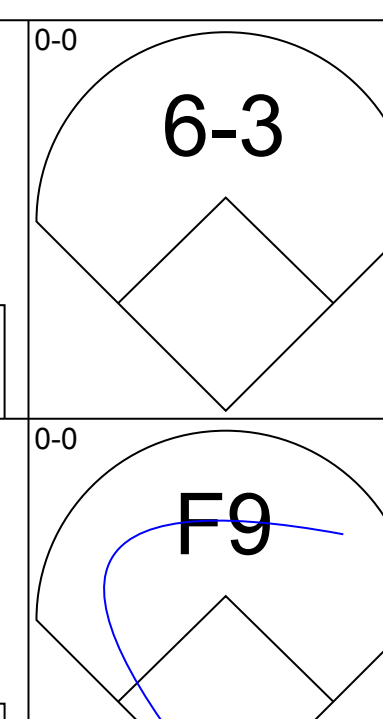
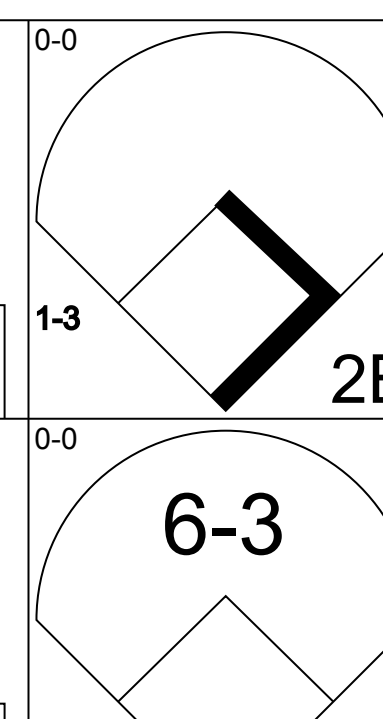
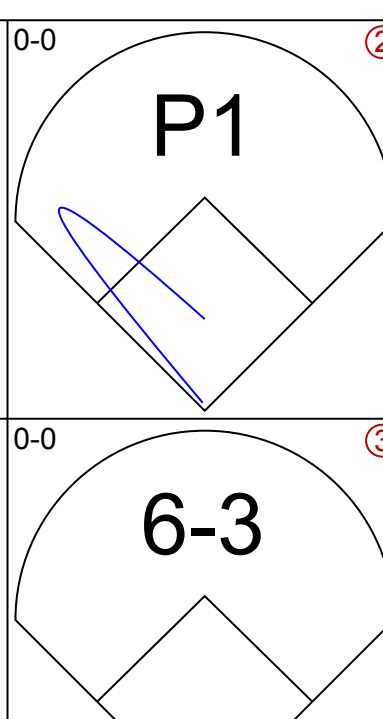
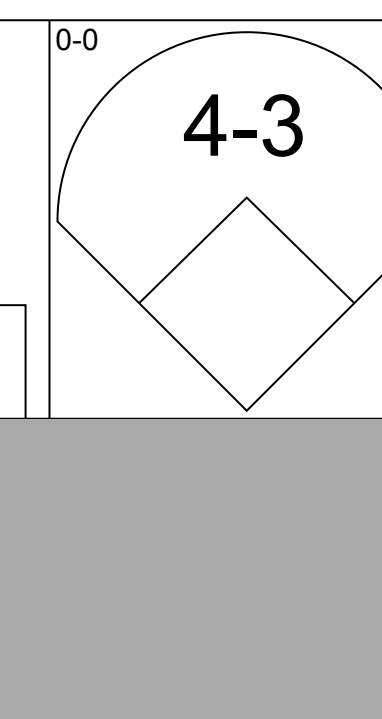
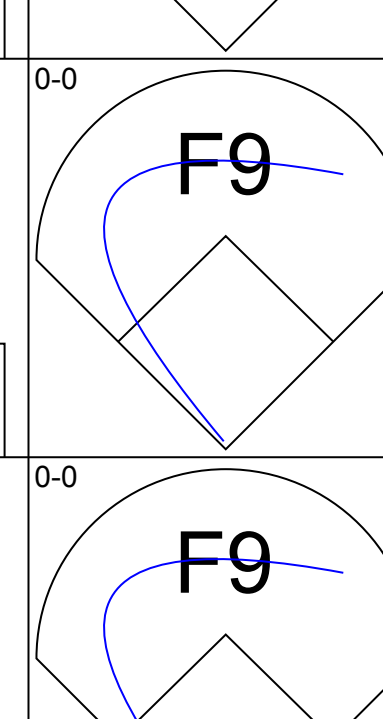
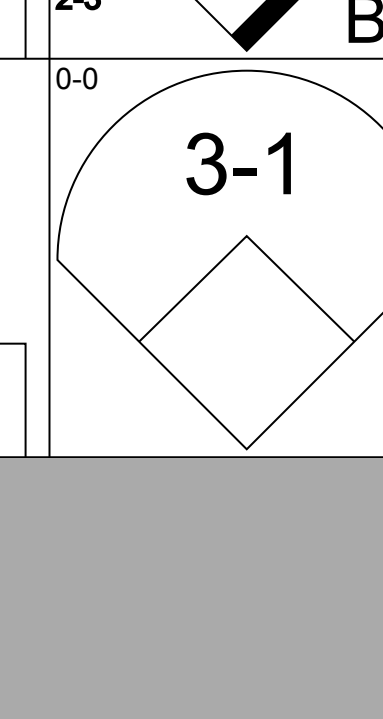
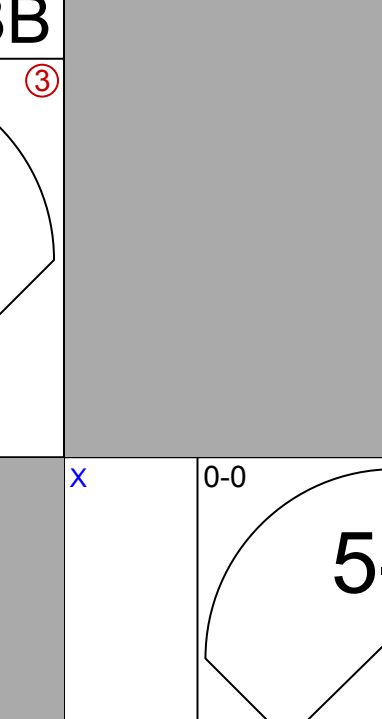
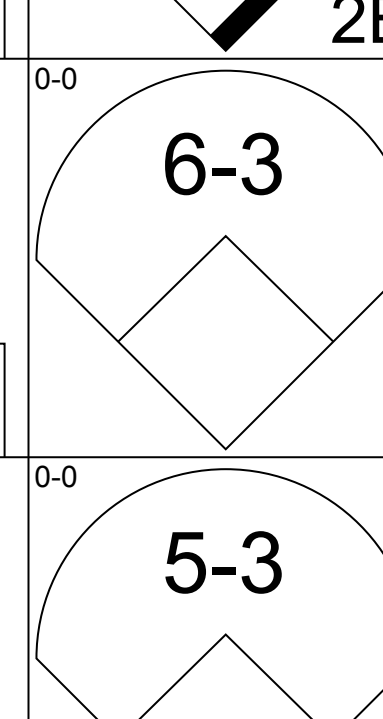

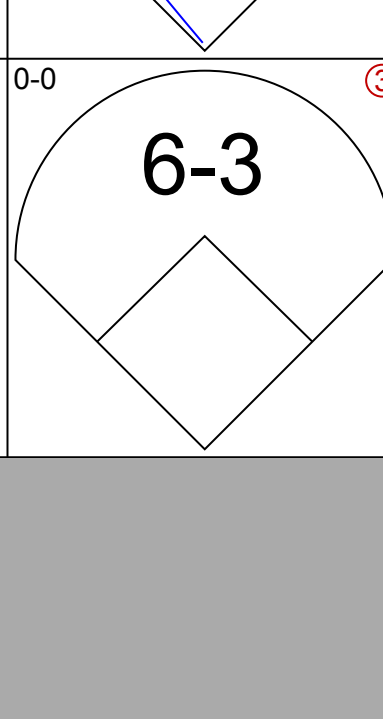
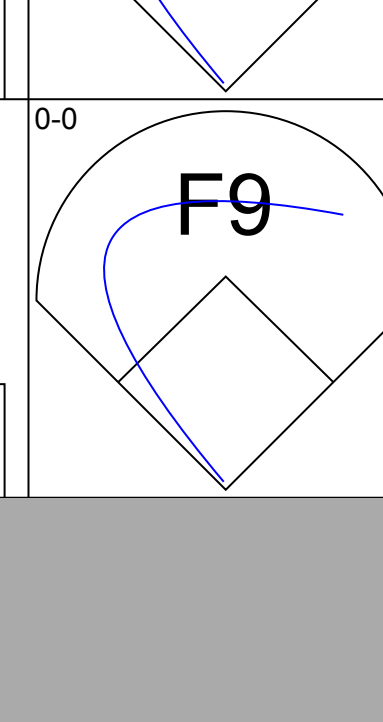
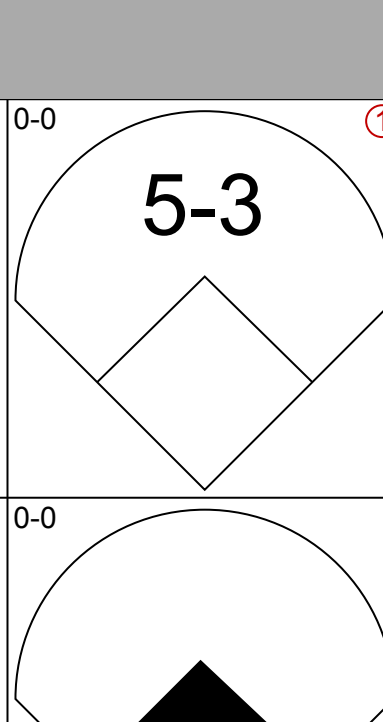
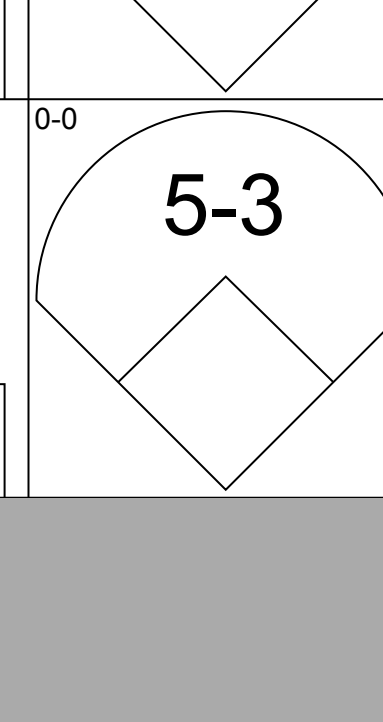
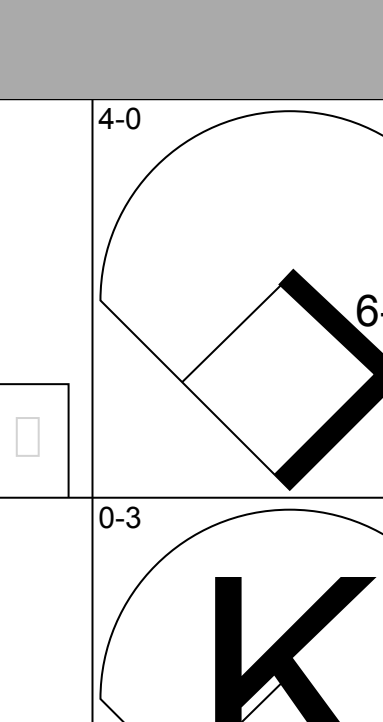
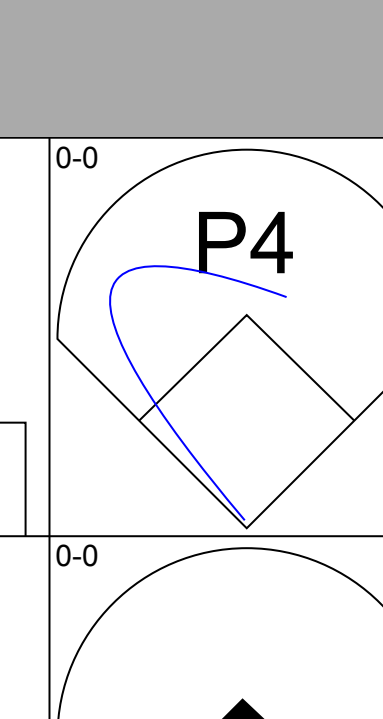
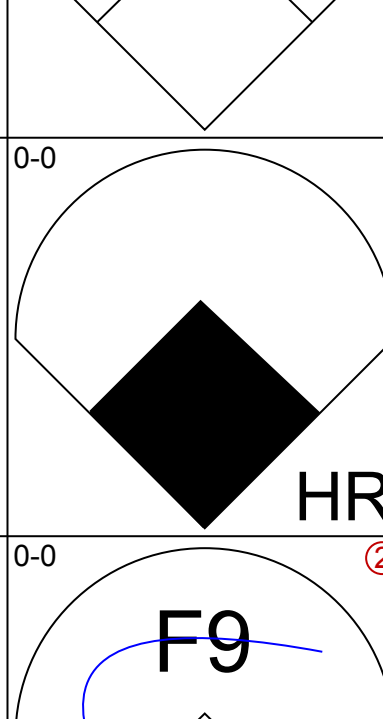
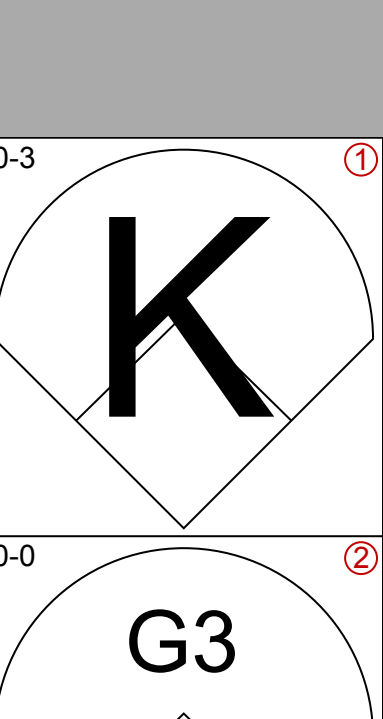
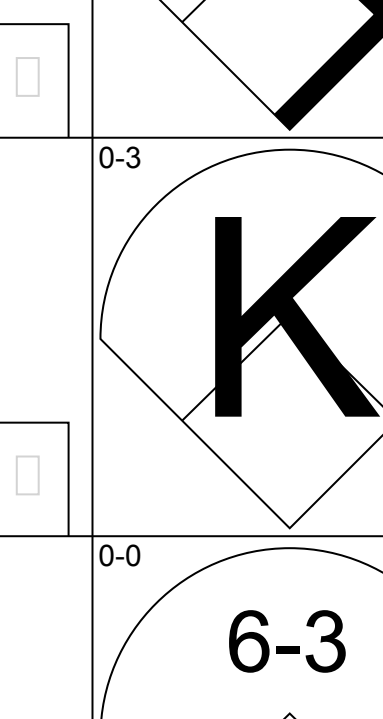
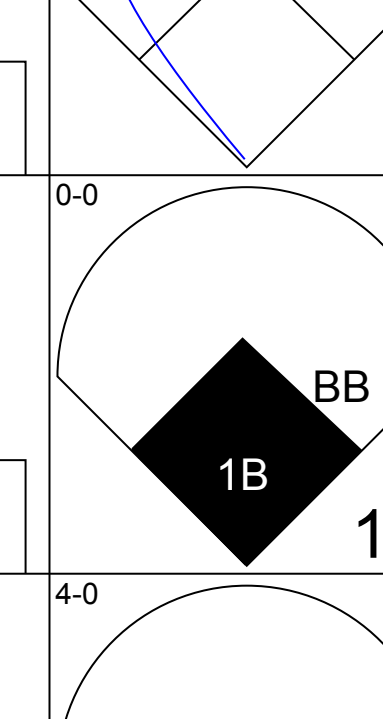
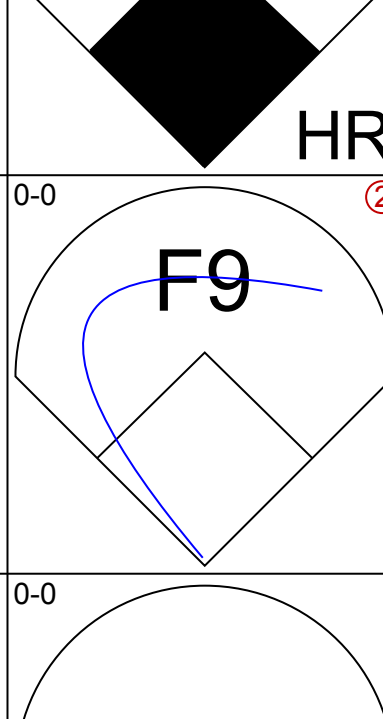
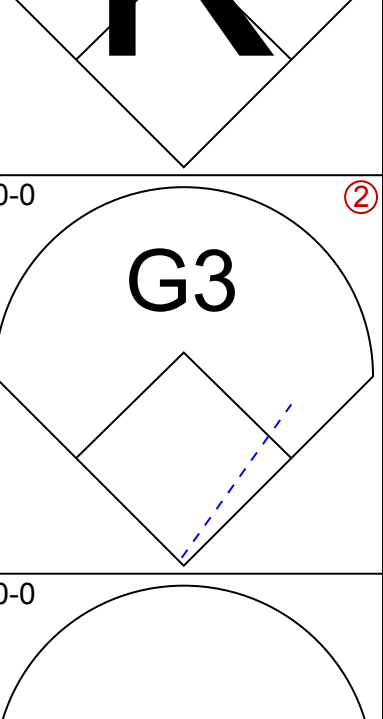
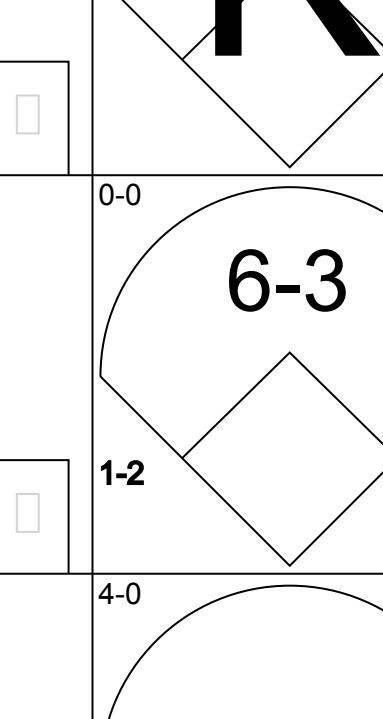
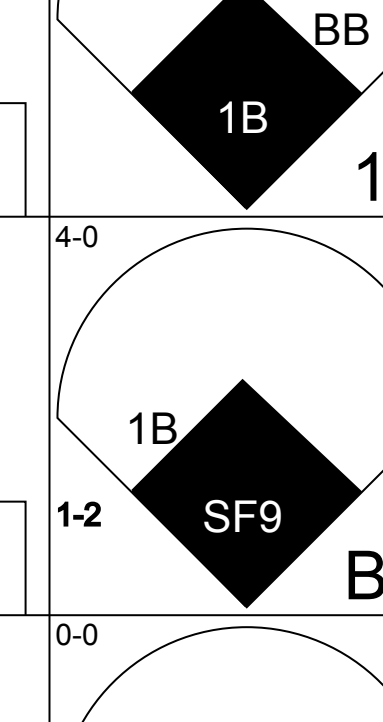
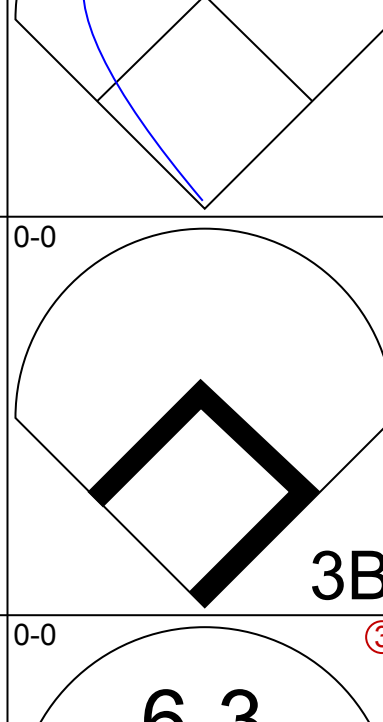

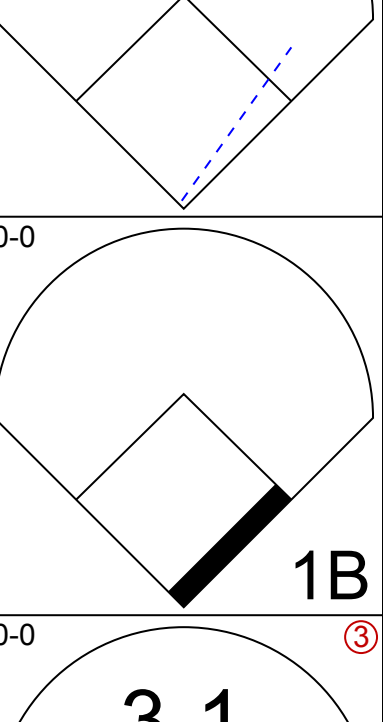
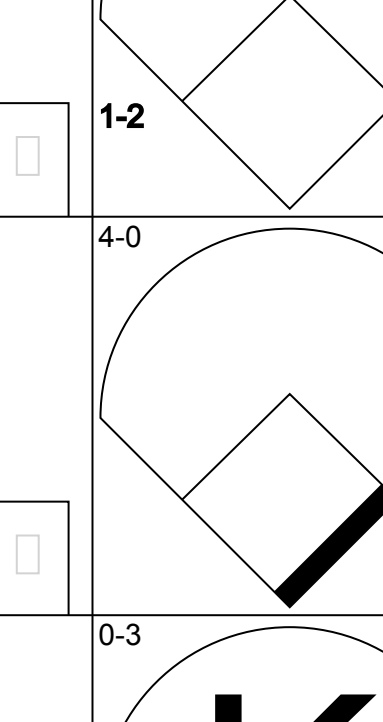
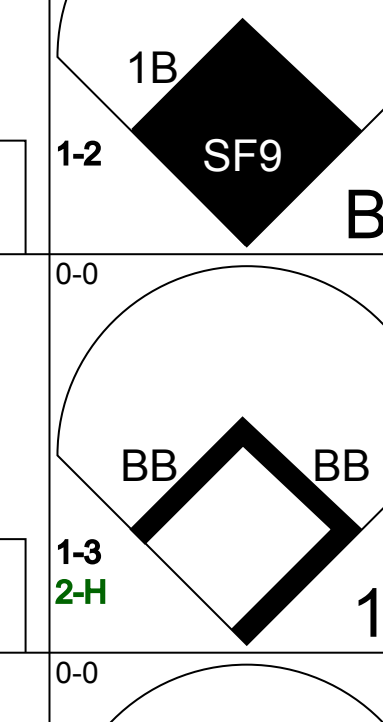
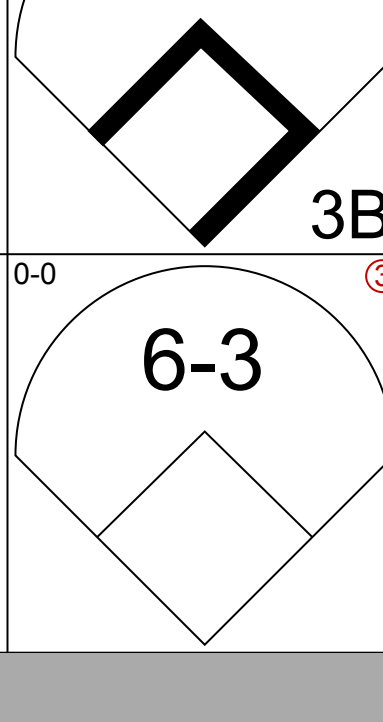

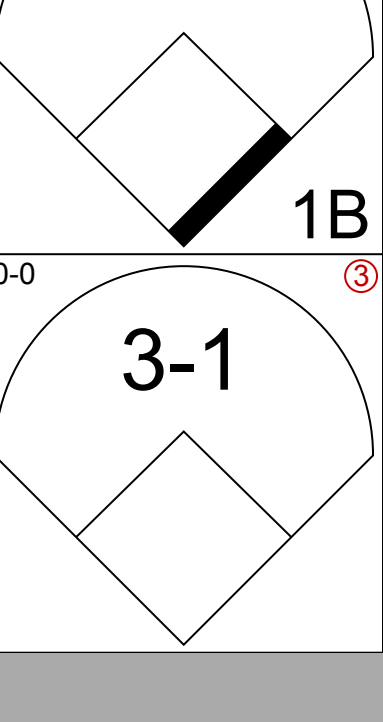
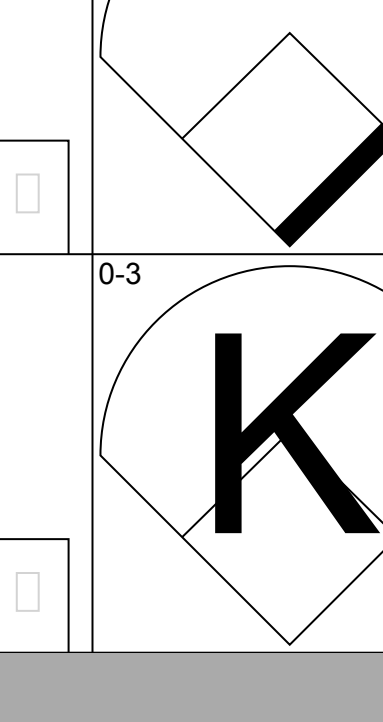
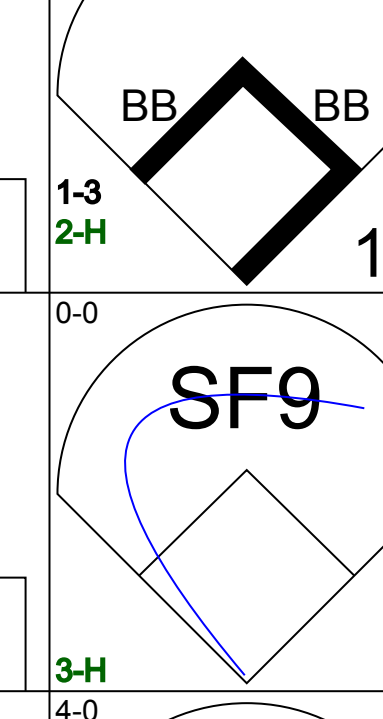
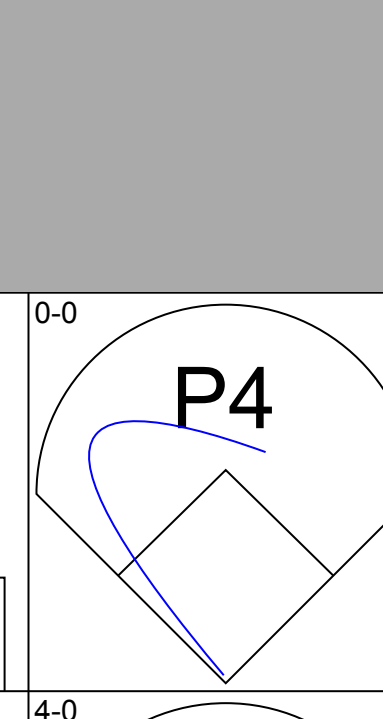
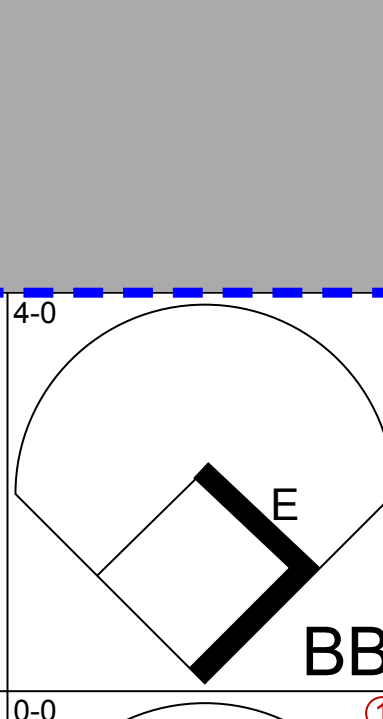
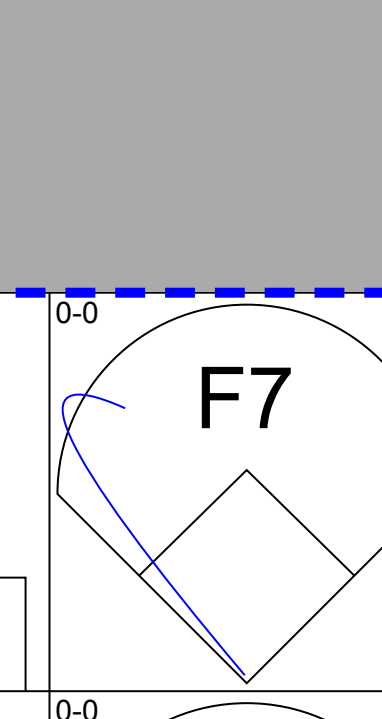
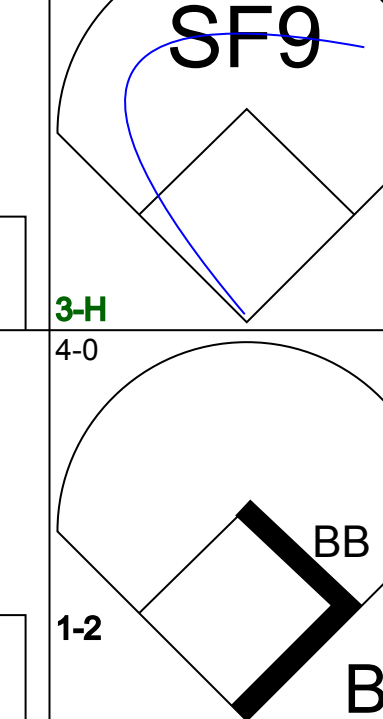
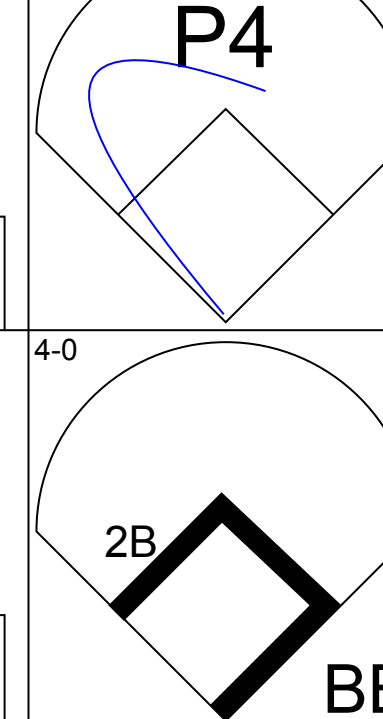
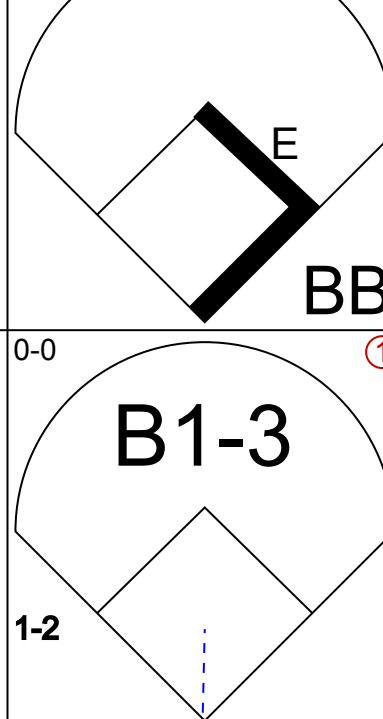
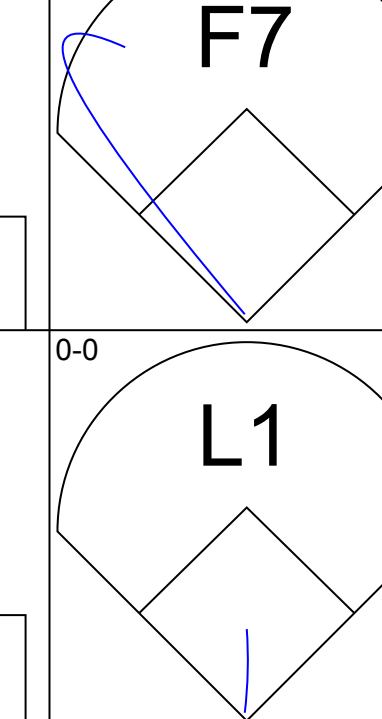
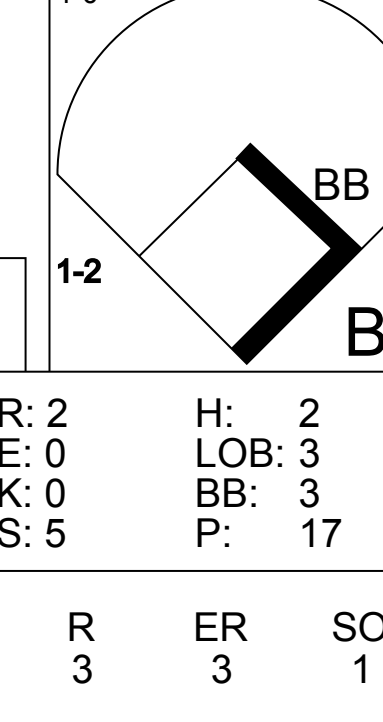
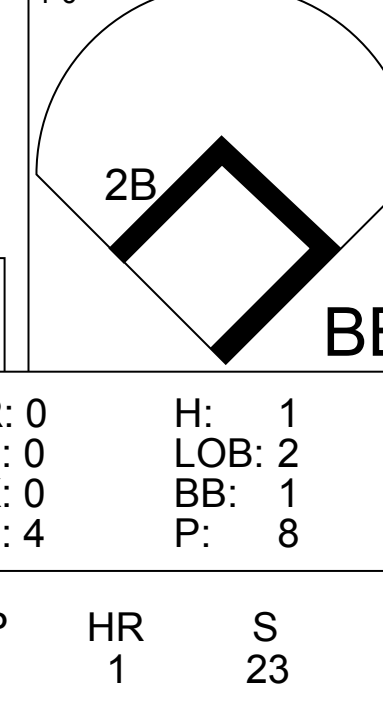
Batter	1	2	3	4	5	6	7	8	9	AB	R	H	RBI	BB	SO	LOB	BOTTOM					
Mookie Wilson, S OBP: 0.312, SLG: 0.361 (1, 8)										4	0	0	0	0	0	2	Cincinnati Reds @ New York Mets Shea Stadium, Flushing, NY Fri Sep 03 1982, 7:05 PM EDT Att: 8,570 - Unknown					
Bob Bailor, R OBP: 0.303, SLG: 0.311 (1, 4)									4	0	1	0	0	0	0							
Rusty Staub, L OBP: 0.325, SLG: 0.350 Mike Howard, S OBP: 0.238, SLG: 0.167 (6, PR) (7, 9)									2	0	0	0	1	0	0							
Dave Kingman, R OBP: 0.285, SLG: 0.439 (1, 3)									4	0	3	0	0	0	1							
George Foster, R OBP: 0.315, SLG: 0.376 (1, 7)									4	0	0	0	0	2	5							
Ron Hodges, L OBP: 0.379, SLG: 0.382 (1, 2)									4	0	2	0	0	1	3							
Hubie Brooks, R OBP: 0.316, SLG: 0.336 (1, 5)										4	0	0	0	0	2	3						
Ron Gardenhire, R OBP: 0.273, SLG: 0.291 Mike Jorgensen, L OBP: 0.355, SLG: 0.330 (9, PH)										2	0	0	0	1	0	2						
Rick Ownbey, R OBP: 0.333, SLG: 0.200 Gary Rajsich, L OBP: 0.258, SLG: 0.296 (9, PH)										2	0	1	0	0	1	0						
Inning Stats	R: 0 E: 0 K: 0 S: 3	H: 0 LOB: 0 BB: 0 P: 3	R: 0 E: 0 K: 1 S: 7	H: 2 LOB: 2 BB: 0 P: 7	R: 0 E: 0 K: 1 S: 5	H: 0 LOB: 0 BB: 0 P: 5	R: 0 E: 0 K: 1 S: 6	H: 1 LOB: 1 BB: 0 P: 6	R: 0 E: 0 K: 0 S: 3	H: 0 LOB: 1 BB: 1 P: 7	R: 0 E: 0 K: 2 S: 8	H: 1 LOB: 1 BB: 1 P: 12	R: 0 E: 0 K: 0 S: 4	H: 1 LOB: 1 BB: 0 P: 4	R: 0 E: 0 K: 0 S: 4	H: 1 LOB: 1 BB: 0 P: 4		R: 0 E: 0 K: 2 S: 8	H: 1 LOB: 1 BB: 0 P: 8	1B: 6 2B: 1 3B: 0 HR: 0	SF: 0 SAC: 2 DP: 0 HBP: 0	WP: 0 PB: 0 SB: 0 CS: 0
PITCHER Frank Pastore, R ERA: 3.64 Brad Lesley, R ERA: 0.74 (9, 1)	IP: 8.0 WLS: W BF: 33	H: 7 R: 0 ER: 0 SO: 5	BB: 2 IBB: 0 HBP: 0 BLK: 0	WP: 0 HR: 0 S: 41 P: 49	ERA: 0.00 WHIP: 1.125	PITCHER										IP: 1.0 WLS: S BF: 3	H: 0 R: 0 ER: 0 SO: 2	BB: 0 IBB: 0 HBP: 0 BLK: 0	WP: 0 HR: 0 S: 7 P: 7	ERA: 0.00 WHIP: 0.000		



Batter	1	2	3	4	5	6	7	8	9	AB	R	H	RBI	BB	SO	LOB	TOP					
Duane Walker, L OBP: 0.317, SLG: 0.356 (1, 7)										5	0	0	0	0	2	4	Cincinnati Reds @ New York Mets Shea Stadium, Flushing, NY Sat Sep 04 1982, 7:05 PM EDT Att: 11,032 - Unknown					
Ron Oester, S OBP: 0.295, SLG: 0.335 (1, 4)										5	0	1	0	0	1	0						
Dave Concepcion, R OBP: 0.345, SLG: 0.376 (1, 6)										5	0	1	0	0	2	1						
Dan Driessen, L OBP: 0.378, SLG: 0.421 (1, 3)										4	0	2	0	0	0	2						
Cesar Cedeno, R OBP: 0.352, SLG: 0.420 (1, 8)										4	0	1	0	0	0	2						
Johnny Bench, R OBP: 0.310, SLG: 0.382 (1, 5)										4	1	3	1	0	1	0						
Paul Householder, S OBP: 0.263, SLG: 0.326 (1, 9)										3	0	1	0	1	0	1						
Dave Vangorder, R OBP: 0.280, SLG: 0.243 (1, 2)										4	1	2	0	0	1	4						
Bruce Berenyi, R OBP: 0.226, SLG: 0.269 (6, PH)										2	0	0	0	0	0	4						
Lary Blittner, L OBP: 0.371, SLG: 0.425 (6, PH)										1	0	1	0	0	0	0						
Joe Price, R OBP: 0.333, SLG: 0.333 (6, PH)										0	0	0	0	0	0	0						
Wayne Krenchicki, L OBP: 0.322, SLG: 0.363 (8, PH)										1	0	0	0	0	0	1						
Greg Harris, S OBP: 0.133, SLG: 0.133 (8, PH)										0	0	0	0	0	0	0						
Inning Stats	R: 0 E: 0 K: 1 S: 6	H: 1 LOB: 1 BB: 0 P: 6	R: 1 E: 0 K: 0 S: 5	H: 2 LOB: 1 BB: 0 P: 5	R: 0 E: 0 K: 1 S: 6	H: 1 LOB: 1 BB: 0 P: 6	R: 0 E: 0 K: 1 S: 7	H: 2 LOB: 3 BB: 1 P: 11	R: 0 E: 0 K: 1 S: 6	H: 1 LOB: 1 BB: 0 P: 6	R: 1 E: 0 K: 1 S: 7	H: 3 LOB: 1 BB: 0 P: 7	R: 0 E: 0 K: 1 S: 6	H: 1 LOB: 1 BB: 0 P: 6	R: 0 E: 0 K: 0 S: 4	H: 1 LOB: 1 BB: 0 P: 4	R: 0 E: 0 K: 1 S: 5	H: 0 LOB: 0 BB: 0 P: 5	1B: 10 2B: 1 3B: 0 HR: 1	SF: 0 SAC: 0 DP: 0 HBP: 0	WP: 1 PB: 1 SB: 1 CS: 0	PA: 39
PITCHER	IP	WLS	BF	H	R	ER	SO	BB	IBB	HBP	BLK	WP	HR	S	P	ERA	WHIP					
Craig Swan, R ERA: 3.52 (1, 1)	5.0	W	23	7	1	1	4	1	0	0	0	0	1	30	34	1.80	1.600					
Charlie Puleo, R ERA: 4.59 (6, 1)	4.0	S	16	5	1	1	3	0	0	0	0	1	0	22	22	2.25	1.250					

AB	38
R	2
H	12
RBI	2
BB	1
SO	7
LOB	19



Batter	1	2	3	4	5	6	7	8	9	AB	R	H	RBI	BB	SO	LOB	BOTTOM				
Mookie Wilson, S OBP: 0.313, SLG: 0.362 (1, 8)										4	0	1	0	1	0	1	Cincinnati Reds @ New York Mets Shea Stadium, Flushing, NY Sat Sep 04 1982, 7:05 PM EDT Att: 11,032 - Unknown				
Bob Bailor, R OBP: 0.300, SLG: 0.307 (1, 6)										4	0	0	0	0	0	6					
George Foster, R OBP: 0.315, SLG: 0.373 (1, 7)										3	0	0	0	1	0	2					
Dave Kingman, R OBP: 0.285, SLG: 0.444 (1, 3)										4	1	1	1	0	2	1					
Gary Rajsich, L OBP: 0.258, SLG: 0.294 (1, 9)										4	1	1	0	0	0	1					
Ron Hodges, L OBP: 0.391, SLG: 0.401 (1, 2)										2	1	2	0	2	0	0					
Hubie Brooks, R OBP: 0.315, SLG: 0.335 (1, 5)										4	0	1	1	0	1	4					
Brian Giles, R OBP: 0.317, SLG: 0.365 (1, 4)										2	0	0	1	1	0	0					
Craig Swan, R OBP: 0.317, SLG: 0.294 (1, 1)										0	0	0	0	2	0	0					
Charlie Puleo, R OBP: 0.146, SLG: 0.109 (6, 1)										2	0	0	0	0	0	1					
Inning Stats	R: 0 E: 0 K: 0 S: 3	H: 0 LOB: 0 BB: 0 P: 3	R: 2 E: 0 K: 0 S: 5	H: 2 LOB: 3 BB: 3 P: 17	R: 1 E: 0 K: 0 S: 5	H: 2 LOB: 1 BB: 0 P: 5	R: 0 E: 0 K: 0 S: 4	H: 1 LOB: 2 BB: 1 P: 8	R: 0 E: 1 K: 0 S: 3	H: 0 LOB: 1 BB: 1 P: 7	R: 0 E: 0 K: 2 S: 7	H: 0 LOB: 2 BB: 2 P: 15	R: 0 E: 0 K: 0 S: 3	H: 0 LOB: 0 BB: 0 P: 3	R: 0 E: 0 K: 0 S: 3	H: 0 LOB: 0 BB: 0 P: 3	1B: 3 2B: 1 3B: 1 HR: 1	SF: 1 SAC: 0 DP: 0 HBP: 0	WP: 0 PB: 0 SB: 0 CS: 0	PA: 37	
PITCHER	IP	WLS	BF	H	R	ER	SO	BB	IBB	HBP	BLK	WP	HR	S	P	ERA	WHIP				
Bruce Berenyi, R ERA: 3.48 (1, 1)	5.0	L	25	6	3	3	1	4	0	0	0	0	0	10	22	0.00	1.500				
Joe Price, L ERA: 3.18 (6, 1)	2.0		9	0	0	0	2	3	0	0	0	0	0	3	3	0.00	0.000				
Greg Harris, R ERA: 4.61 (8, 1)	1.0		3	0	0	0	0	0	0	0	0	0	0	3	3	0.00	0.000				

AB	29
R	3
H	6
RBI	3
BB	7
SO	3
LOB	16



Batter	1	2	3	4	5	6	7	8	9	AB	R	H	RBI	BB	SO	LOB	TOP										
Tom Lawless, R (1.4) OBP: 0.245, SLG: 0.248 Charlie Leibrandt, R (6.1) OBP: 0.159, SLG: 0.087 Mike Vail, R (9. PH) OBP: 0.275, SLG: 0.394	0-3 K	0-0 1-3		0-0 1B		0-0 F7			0-0 F9	4	0	1	0	0	1	3	Cincinnati Reds @ New York Mets Shea Stadium, Flushing, NY Sun Sep 05 1982, 3:33 AM EDT Att: 13,644 - Unknown										
Duane Walker, L (1.9) OBP: 0.319, SLG: 0.358	0-0 F9		0-0 P4	0-0 1B			0-0 1-3		0-0 6-3	5	0	2	1	0	0	0											
Cesar Cedeno, R (1.8) OBP: 0.355, SLG: 0.423	4-0 BB		0-0 BB	0-0 2B			0-0 L1-3			4	0	2	0	1	0	3											
Dan Driessen, L (1.3) OBP: 0.376, SLG: 0.417	0-3 K		4-0 BB	0-0 BB		0-0 G3		0-3 K	0-0 F8	4	0	0	0	1	2	2											
Johnny Bench, R (1.5) OBP: 0.310, SLG: 0.380		0-0 2B	0-3 K		0-0 F3			0-0 E6		4	1	1	0	0	1	2											
Larry Bittner, L (1.7) OBP: 0.374, SLG: 0.429		0-0 2B	4-0 BB	0-0 BB	0-0 4-3			0-3 K		3	0	1	0	1	1	1											
Ron Oester, S (1.6) OBP: 0.292, SLG: 0.333		0-0 FC6-5-4-3	0-0 FC3-6			0-0 F9		0-0 FC6-4		4	0	0	1	0	0	5											
Alex Trevino, R (1.2) OBP: 0.302, SLG: 0.289		0-0 BB		0-0 1B	0-0 SH1		0-0 1B		0-0 1B	4	1	4	0	0	0	0											
Bob Shirley, R (1.1) OBP: 0.156, SLG: 0.129 Ben Hayes, R (2.1) Wayne Krenchicki, L (6. PH) OBP: 0.319, SLG: 0.358	4-0 BB	0-0 1B	0-0 SH1		0-0 F9		0-0 F7		0-0 F7	0	0	0	0	1	0	0											
Inning Stats	R: 0 E: 0 K: 2 S: 7	H: 0 LOB: 1 BB: 1 P: 11	R: 1 E: 0 K: 0 S: 5	H: 3 LOB: 2 BB: 1 P: 9	R: 0 E: 0 K: 1 S: 6	H: 1 LOB: 3 BB: 2 P: 14	R: 1 E: 0 K: 0 S: 5	H: 3 LOB: 1 BB: 0 P: 5	R: 0 E: 0 K: 0 S: 3	H: 0 LOB: 0 BB: 0 P: 3	R: 0 E: 0 K: 0 S: 4	H: 1 LOB: 1 BB: 0 P: 4	R: 0 E: 0 K: 1 S: 5	H: 1 LOB: 0 BB: 5 P: 5	R: 0 E: 1 K: 1 S: 7	H: 1 LOB: 2 BB: 0 P: 7	R: 0 E: 0 K: 0 S: 4	H: 1 LOB: 1 BB: 4 P: 4	1B: 9 2B: 4 3B: 0 HR: 0	SF: 0 SAC: 1 DP: 3 HBP: 0	WP: 0 PB: 0 SB: 0 CS: 0	PA: 40					
PITCHER	IP	WLS	BF	H	R	ER	SO	BB	IBB	HBP	BLK	WP	HR	S	P	ERA	WHIP										
Ed Lynch, R (1.1) ERA: 3.45 Jesse Orosco, L (7.1) ERA: 2.95	6.0	W	28	8	2	2	3	4	0	0	0	0	0	30	46	3.00	2.000										

Batter	1	2	3	4	5	6	7	8	9	AB	R	H	RBI	BB	SO	LOB	BOTTOM											
Mookie Wilson, S (1.8) OBP: 0.312, SLG: 0.359	0-0 E5	4-0 HR		0-0 FC3-6		0-3 K		0-0 P4		4	1	0	0	1	1	1	Cincinnati Reds @ New York Mets Shea Stadium, Flushing, NY Sun Sep 05 1982, 3:33 AM EDT Att: 13,644 - Unknown											
Bob Bailor, R (1.6) OBP: 0.296, SLG: 0.304	0-0 F7	0-0 SF7		4-0 BB		0-0 3-1		0-0 5-3		3	0	0	1	1	0	1												
Ellis Valentine, R (1.9) OBP: 0.293, SLG: 0.417	0-3 K	0-0 HR		0-0 F7		0-3 K		0-0 HBP		5	1	2	3	0	2	2												
Dave Kingman, R (1.3) OBP: 0.288, SLG: 0.452 Mike Jorgensen, L (8. PR) OBP: 0.355, SLG: 0.330		0-0 K		0-0 6-3		0-0 HR		4-0 HBP		4	2	2	1	1	1	0												
George Foster, R (1.7) OBP: 0.316, SLG: 0.373 Mike Howard, S (8.7) OBP: 0.273, SLG: 0.167		4-0 BB	0-3 K2-3		0-0 E		0-0 L6	1-0 HBP		3	2	1	0	1	1	0												
Hubie Brooks, R (1.5) OBP: 0.314, SLG: 0.332	4-0 1B	0-0 SH	0-0 F9	0-0 1B	0-0 E5	0-3 K	0-0 4-3	0-0 4-3		4	1	0	0	1	0	4												
Brian Giles, R (1.4) OBP: 0.313, SLG: 0.357	0-0 F9	0-0 F3		0-0 K		0-0 2B		0-0 1B		4	1	1	0	0	1	5												
Bruce Bochy, R (1.2) OBP: 0.412, SLG: 0.588	0-0 SH	0-0 SF7		0-3 K	0-0 1B	0-0 K	0-0 2B	0-0 2B		4	1	3	4	0	1	0												
Ed Lynch, R (1.1) Jesse Orosco, R (7.1)	0-0 SH	0-0 HR		4-0 FC3-6	0-3 K	0-3 K	0-3 K			1	1	0	0	1	1	2												
Inning Stats	R: 0 E: 1 K: 1 S: 5	H: 3 LOB: 0 BB: 3 P: 21	R: 0 E: 0 K: 1 S: 5	H: 0 LOB: 0 BB: 0 P: 5	R: 0 E: 0 K: 1 S: 5	H: 0 LOB: 2 BB: 2 P: 13	R: 1 E: 1 K: 2 S: 10	H: 2 LOB: 2 BB: 0 P: 10	R: 0 E: 0 K: 2 S: 7	H: 0 LOB: 0 BB: 0 P: 7	R: 2 E: 0 K: 1 S: 8	H: 3 LOB: 1 BB: 0 P: 8	R: 0 E: 0 K: 0 S: 4	H: 1 LOB: 3 BB: 1 P: 9	R: 0 E: 0 K: 0 S: 4	H: 1 LOB: 1 BB: 1 P: 9	1B: 5 2B: 2 3B: 0 HR: 2	SF: 1 SAC: 1 DP: 0 HBP: 1	WP: 0 PB: 0 SB: 1 CS: 1	PA: 42								
PITCHER	IP	WLS	BF	H	R	ER	SO	BB	IBB	HBP	BLK	WP	HR	S	P	ERA	WHIP											
Bob Shirley, L (1.1) ERA: 3.41 Ben Hayes, R (2.1) ERA: 2.45 Charlie Leibrandt, L (6.1) ERA: 4.8	1.2	L	12	3	7	2	1	3	0	0	0	0	0	1	11	23	10.80	3.600										

Batter	1	2	3	4	5	6	7	8	9	AB	R	H	RBI	BB	SO	LOB	TOP		
Mookie Wilson, S (1, 8) OBP: 0.310, SLG: 0.356	L6		P5			4-3		F8		4	0	0	0	0	0	1			
Bob Bailor, R (1, 4) OBP: 0.296, SLG: 0.304	6-3		F8			6-3			1B	4	0	1	0	0	0	0			
Ellis Valentine, R (1, 9) OBP: 0.296, SLG: 0.418	FC5-4 1B			G6-4-3 1B			4-3	F9		4	0	2	0	0	0	1			
Dave Kingman, R (1, 3) OBP: 0.287, SLG: 0.450	FC5-4 1-2			G6-4-3 1-2			6-3	G5-4-3 1B		4	0	1	0	0	0	2			
George Foster, R (1, 7) OBP: 0.316, SLG: 0.372		6-3		6-3					G5-4-3 1-2	4	0	1	0	0	0	2			
Ron Hodges, L (1, 2) OBP: 0.385, SLG: 0.394		F8			4-3		4-3			3	0	0	0	0	0	1			
Hubie Brooks, R (1, 5) OBP: 0.312, SLG: 0.329		F7			G3			F9		3	0	0	0	0	0	0			
Ron Gardenhire, R (1, 6) OBP: 0.275, SLG: 0.296										2	1	1	0	0	0	0			
Mike Jorgensen, L (8, PH) OBP: 0.351, SLG: 0.326						1-6-3				1	0	0	0	0	0	0			
Tom Verzyer, R (8, 4) OBP: 0.396, SLG: 0.408			WP 6-3 2B					F7		0	0	0	0	0	0	0			
Pete Falcone, L (1, 1) OBP: 0.128, SLG: 0.149										2	0	0	1	0	0	0			
Rusty Staub, L (8, PH) OBP: 0.329, SLG: 0.354						6-3				1	0	1	0	0	0	0			
Doug Sisk, R (8, 1) OBP: 0.329, SLG: 0.354									1B	0	0	0	0	0	0	0			
Inning Stats	R: 0 E: 0 K: 0 S: 4	H: 1 LOB: 1 BB: 0 P: 4	R: 0 E: 0 K: 0 S: 3	H: 0 LOB: 0 BB: 0 P: 3	R: 1 E: 0 K: 0 S: 4	H: 1 LOB: 0 BB: 0 P: 4	R: 0 E: 0 K: 0 S: 3	H: 1 LOB: 0 BB: 0 P: 3	R: 0 E: 0 K: 0 S: 3	H: 0 LOB: 0 BB: 0 P: 3	R: 0 E: 0 K: 0 S: 4	H: 1 LOB: 1 BB: 0 P: 4	R: 0 E: 0 K: 0 S: 4	H: 1 LOB: 1 BB: 0 P: 4	R: 0 E: 0 K: 0 S: 4	H: 2 LOB: 1 BB: 0 P: 4	1B: 6 2B: 1 3B: 0 HR: 0	SF: 0 SAC: 0 DP: 2 HBP: 0	WP: 1 PA: 32
PITCHER Rick Rhoden, R (1, 1) ERA: 4.46	IP: 9.0 WLS: W BF: 32 H: 7 R: 1 ER: 1 SO: 0 BB: 0 IBB: 0 HBP: 0 BLK: 0 WP: 1 HR: 0 S: 32 P: 32 ERA: 1.00 WHIP: 0.778															PITCHER			

New York Mets @ Pittsburgh Pirates
Three Rivers Stadium, Pittsburgh, PA
Mon Sep 06 1982, 7:05 PM EDT
Att: 38,052 - Unknown

AB	32
R	1
H	7
RBI	1
BB	0
SO	0
LOB	7



Batter	1	2	3	4	5	6	7	8	9	AB	R	H	RBI	BB	SO	LOB	BOTTOM		
Lee Lacy, R (1, 8) OBP: 0.362, SLG: 0.408	6-3			L8		SF8 SH3-4 HR 1-2 1B	2H HR			4	2	2	2	0	0	0			
Brian Harper, R (1, 7) OBP: 0.143, SLG: 0.357	6-3			K2-3		SH3-4 1-2 2-3	F7			3	0	0	0	0	1	0			
Bill Madlock, R (1, 5) OBP: 0.372, SLG: 0.480	6-3			1B		HR IBB		F7		3	1	1	0	1	0	0			
Jason Thompson, L (1, 3) OBP: 0.400, SLG: 0.530		K		1B		SF8 2-3 3-H		6-3		3	0	1	1	0	1	0			
Tony Peña, R (1, 2) OBP: 0.324, SLG: 0.437		K								3	1	1	3	0	2	2			
Willie Stargell, L (8, PH) OBP: 0.329, SLG: 0.433		K								1	0	1	0	0	0	0			
Rafael Belliard, R (8, PR) OBP: 0.352, SLG: 0.366						1-H 3-H HR		FC6-4 1B		0	0	0	0	0	0	0			
Steve Nicosia, R (9, 2) OBP: 0.352, SLG: 0.366										0	0	0	0	0	0	0			
Dick Davis, R (1, 9) OBP: 0.261, SLG: 0.379	6-3				6-3	P4		FC6-4 1-2		4	0	0	0	0	0	1			
Dale Berra, R (1, 6) OBP: 0.304, SLG: 0.378				5-3		F8		E5 HR 1B		3	1	1	0	0	0	0			
Johnny Ray, S (1, 4) OBP: 0.309, SLG: 0.383				P4		K		F9		3	0	0	0	0	1	1			
Rick Rhoden, R (1, 1) OBP: 0.280, SLG: 0.472				F8		SH3-4 SF8 1B		K		3	1	1	0	0	1	1			
Inning Stats	R: 0 E: 0 K: 0 S: 3	H: 0 LOB: 0 BB: 0 P: 3	R: 0 E: 0 K: 2 S: 7	H: 0 LOB: 0 BB: 0 P: 7	R: 0 E: 0 K: 0 S: 3	H: 0 LOB: 0 BB: 0 P: 3	R: 0 E: 0 K: 2 S: 9	H: 2 LOB: 2 BB: 0 P: 9	R: 0 E: 0 K: 1 S: 5	H: 0 LOB: 0 BB: 0 P: 5	R: 4 E: 0 K: 0 S: 6	H: 3 LOB: 0 BB: 1 P: 10	R: 2 E: 1 K: 1 S: 7	H: 2 LOB: 0 BB: 0 P: 7	R: 0 E: 0 K: 0 S: 4	H: 1 LOB: 1 BB: 0 P: 4	1B: 6 2B: 0 3B: 0 HR: 2	SF: 1 SAC: 1 DP: 0 HBP: 0	WP: 0 PA: 33
PITCHER Pete Falcone, L (1, 1) ERA: 4.18	IP: 7.0 WLS: L BF: 29 H: 7 R: 6 ER: 6 SO: 6 BB: 0 IBB: 0 HBP: 0 BLK: 0 WP: 0 HR: 2 S: 40 P: 44 ERA: 7.71 WHIP: 1.000															PITCHER			
Doug Sisk, R (8, 1) ERA:	IP: 1.0 WLS: L BF: 4 H: 1 R: 0 ER: 0 SO: 0 BB: 0 IBB: 0 HBP: 0 BLK: 0 WP: 0 HR: 0 S: 4 P: 4 ERA: 0.00 WHIP: 1.000															PITCHER			

New York Mets @ Pittsburgh Pirates
Three Rivers Stadium, Pittsburgh, PA
Mon Sep 06 1982, 7:05 PM EDT
Att: 38,052 - Unknown

AB	30
R	6
H	8
RBI	6
BB	1
SO	6
LOB	5



Batter	1	2	3	4	5	6	7	8	9	AB	R	H	RBI	BB	SO	LOB	TOP					
Mookie Wilson, S OBP: 0.313, SLG: 0.359 (1, 8)										4	1	0	0	1	1	2	New York Mets @ Pittsburgh Pirates Three Rivers Stadium, Pittsburgh, PA Wed Sep 08 1982, 7:05 PM EDT Att: 7,092 - Unknown					
Bob Bailor, R OBP: 0.305, SLG: 0.313 (1, 5)										3	4	2	0	2	0	0						
George Foster, R OBP: 0.316, SLG: 0.370 Ellis Valentine, R OBP: 0.292, SLG: 0.412 (1, 7) (9, 9)										4	1	1	1	1	1	3						
Dave Kingman, R OBP: 0.292, SLG: 0.458 Mike Jorgensen, L OBP: 0.337, SLG: 0.333 (1, 3) (9, 3)										4	1	2	4	1	1	2						
Gary Rajsich, L OBP: 0.263, SLG: 0.298 Mike Howard, S OBP: 0.304, SLG: 0.167 (1, 9) (8, 9) (9, 7)										4	0	1	0	0	2	3						
Ron Hodges, L OBP: 0.388, SLG: 0.427 (1, 2)										5	1	2	4	0	2	0						
Brian Giles, R OBP: 0.288, SLG: 0.313 (1, 4)										4	0	0	0	1	1	2						
Ron Gardenhire, R OBP: 0.274, SLG: 0.298 (1, 6)										5	0	1	0	0	2	3						
Rick Ownbey, R OBP: 0.300, SLG: 0.222 (1, 1)										4	0	1	0	0	1	1						
Inning Stats	R: 1 E: 0 K: 1 S: 7	H: 2 LOB: 1 BB: 0 P: 7	R: 0 E: 0 K: 1 S: 5	H: 0 LOB: 0 BB: 0 P: 5	R: 1 E: 0 K: 1 S: 6	H: 1 LOB: 2 BB: 2 P: 14	R: 0 E: 0 K: 1 S: 6	H: 1 LOB: 1 BB: 0 P: 6	R: 3 E: 1 K: 2 S: 10	H: 3 LOB: 2 BB: 2 P: 18	R: 0 E: 0 K: 0 S: 3	H: 0 LOB: 0 BB: 0 P: 3	R: 0 E: 0 K: 2 S: 7	H: 0 LOB: 0 BB: 0 P: 7	R: 0 E: 0 K: 2 S: 8	H: 1 LOB: 2 BB: 1 P: 12		R: 4 E: 0 K: 1 S: 7	H: 2 LOB: 0 BB: 2 P: 15	1B: 5 2B: 3 3B: 0 HR: 2	SF: 0 SAC: 0 DP: 0 HBP: 0	WP: 0 PB: 0 SB: 3 CS: 0
PITCHER	IP WLS BF H R ER SO BB IBB HBP BLK WP HR S P ERA WHIP																					
Don Robinson, R ERA: 3.97 (1, 1)	4.1 L 22 5 5 5 4 4 0 0 0 0 0 1 26 42 10.38 2.077																					
Cecilio Guante, R ERA: 3.57 (5, 1)	2.2 10 2 0 0 4 0 0 0 0 0 0 0 18 18 0.00 0.750																					
Enrique Romo, R ERA: 4.68 (8, 1)	1.1 9 2 3 3 3 3 0 0 0 0 0 0 12 24 20.25 3.750																					
Grant Jackson, L ERA: 5.31 (9, 1)	0.2 3 1 1 1 0 0 0 0 0 0 0 1 3 3 13.50 1.500																					

Batter	1	2	3	4	5	6	7	8	9	AB	R	H	RBI	BB	SO	LOB	BOTTOM					
Lee Lacy, R OBP: 0.360, SLG: 0.409 (1, 8)										5	0	0	0	0	1	5	New York Mets @ Pittsburgh Pirates Three Rivers Stadium, Pittsburgh, PA Wed Sep 08 1982, 7:05 PM EDT Att: 7,092 - Unknown					
Mike Easter, L OBP: 0.348, SLG: 0.449 (1, 7)										3	0	0	0	1	0	1						
Bill Madlock, R OBP: 0.373, SLG: 0.483 (1, 5)										4	0	1	0	0	0	1						
Jason Thompson, L OBP: 0.403, SLG: 0.534 (1, 3)										2	0	0	0	2	1	1						
Richie Hebner, L OBP: 0.357, SLG: 0.440 (1, 9)										3	0	1	0	1	0	2						
Tony Peña, R OBP: 0.324, SLG: 0.439 (1, 2)										4	0	1	0	0	0	3						
Johnny Ray, S OBP: 0.313, SLG: 0.383 (1, 4)										2	0	0	0	2	0	1						
Dale Berra, R OBP: 0.309, SLG: 0.390 (1, 6)										4	1	4	1	0	0	0						
Don Robinson, R Cecilio Guante, R John Milner, L Enrique Romo, R Grant Jackson, S Eddie Vargas, R (1, 1) (5, 1) (7, PH) (8, 1) (9, 1) (9, PH)										2	0	0	0	0	1	3						
Inning Stats	R: 0 E: 0 K: 1 S: 6	H: 1 LOB: 2 BB: 1 P: 10	R: 0 E: 0 K: 1 S: 6	H: 1 LOB: 2 BB: 1 P: 10	R: 0 E: 0 K: 0 S: 4	H: 1 LOB: 2 BB: 1 P: 8	R: 0 E: 0 K: 0 S: 2	H: 1 LOB: 0 BB: 1 P: 6	R: 0 E: 0 K: 1 S: 5	H: 0 LOB: 1 BB: 1 P: 9	R: 0 E: 0 K: 0 S: 3	H: 1 LOB: 0 BB: 0 P: 3	R: 0 E: 0 K: 0 S: 3	H: 1 LOB: 1 BB: 1 P: 7	R: 0 E: 0 K: 0 S: 3	H: 0 LOB: 1 BB: 1 P: 7		R: 1 E: 0 K: 0 S: 4	H: 2 LOB: 0 BB: 0 P: 4	1B: 6 2B: 1 3B: 0 HR: 1	SF: 0 SAC: 0 DP: 4 HBP: 0	WP: 0 PB: 0 SB: 0 CS: 0
PITCHER	IP WLS BF H R ER SO BB IBB HBP BLK WP HR S P ERA WHIP																					
Rick Ownbey, R ERA: 3.27 (1, 1)	9.0 W 37 8 1 1 3 7 0 0 0 0 0 1 36 64 1.00 1.667																					

Batter	1	2	3	4	5	6	7	8	9	AB	R	H	RBI	BB	SO	LOB	TOP								
Mookie Wilson, S (1, 8) OBP: 0.312, SLG: 0.357	0-0 6-3 1B		0-3 K			0-0 4-3		0-0 FC4		4	0	1	0	0	1	1									
Bob Bailor, R (1, 6) OBP: 0.305, SLG: 0.314	0-0 6-3 1-2			0-0 G3 2B		0-0 4-3			0-0 1B HR	4	1	2	0	0	0	1									
Ellis Valentine, R (1, 9) OBP: 0.290, SLG: 0.407	0-0 5-3			0-0 G3 2-3		0-0 4-3			0-0 1B HR	4	1	1	0	0	0	2									
Dave Kingman, R (1, 3) OBP: 0.295, SLG: 0.471	0-0 L6			0-3 K			0-0 P4		0-0 1B HR	4	1	1	3	0	1	2									
Gary Rajsich, L (1, 7) OBP: 0.268, SLG: 0.297		0-0 CS 1B		0-0 F2			0-0 F5		0-3 K	4	0	1	0	0	1	1									
Ron Hodges, L (1, 2) OBP: 0.383, SLG: 0.422		4-0 CS 1-2 BB			0-0 L1-4		0-0 F7		0-0 F8	3	0	0	0	1	0	0									
Hubie Brooks, R (1, 5) OBP: 0.311, SLG: 0.327		0-3 K 1-2			0-0 F9			0-0 6-3	0-0 1B	4	0	1	0	0	1	1									
Brian Giles, R (1, 4) OBP: 0.293, SLG: 0.308			0-3 K							1	0	0	0	1	1	0									
Mike Jorgensen, L (8, PH) OBP: 0.363, SLG: 0.333										0	0	0	0	1	0	0									
Tom Verzyr, R (8, 4) OBP: 0.375, SLG: 0.385										0	0	0	0	0	0	0									
Ed Lynch, R (1, 1)			0-3 K							2	0	0	0	0	2	1									
Doug Sisk, R (6, 1)										0	0	0	0	0	0	0									
Rusty Staub, L (8, PH) OBP: 0.330, SLG: 0.351										1	0	0	0	0	0	1									
Carlos Diaz, R (8, 1)										0	0	0	0	0	0	0									
Inning Stats	R: 0 E: 0 K: 0 S: 4	H: 1 LOB: 1 BB: 0 P: 4	R: 0 E: 0 K: 1 S: 4	H: 1 LOB: 1 BB: 1 P: 8	R: 0 E: 0 K: 3 S: 9	H: 0 LOB: 0 BB: 0 P: 9	R: 0 E: 0 K: 1 S: 6	H: 1 LOB: 1 BB: 0 P: 6	R: 0 E: 0 K: 1 S: 5	H: 0 LOB: 1 BB: 1 P: 9	R: 0 E: 0 K: 0 S: 3	H: 0 LOB: 0 BB: 0 P: 3	R: 0 E: 0 K: 0 S: 3	H: 0 LOB: 0 BB: 0 P: 3	R: 0 E: 0 K: 0 S: 3	H: 0 LOB: 1 BB: 1 P: 7	R: 3 E: 0 K: 1 S: 8	H: 4 LOB: 1 BB: 0 P: 8	1B: 5 2B: 2 3B: 0 HR: 1	SF: 0 SAC: 0 DP: 1 HBP: 0	WP: 0 PB: 0 SB: 0 CS: 2	PA: 34			
PITCHER	IP	WLS	BF	H	R	ER	SO	BB	IBB	HBP	BLK	WP	HR	S	P	ERA	WHIP								
Joaquin Andujar, R (1, 1) ERA: 2.66	5.0	W	18	3	0	0	6	2	0	0	0	0	0	28	36	0.00	1.000								
Jeff Lahti, R (6, 1) ERA: 4.27	3.0		13	3	3	3	0	1	0	0	0	0	1	12	16	9.00	1.333								
Bruce Sutter, R (9, 1) ERA: 3.34	1.0	S	3	1	0	0	1	0	0	0	0	0	0	5	5	0.00	1.000								

New York Mets @ St. Louis Cardinals
 Busch Stadium, St. Louis, MO
 Sat Sep 11 1982, 7:05 PM CDT
 Att: 28,821 - Unknown

AB 31
 R 3
 H 7
 RBI 3
 BB 3
 SO 7
 LOB 10



Batter	1	2	3	4	5	6	7	8	9	AB	R	H	RBI	BB	SO	LOB	BOTTOM								
Tom Herr, S (1, 4) OBP: 0.333, SLG: 0.315	0-0 1B 1B		0-0 1-3		0-0 FC4-6 1-2		0-0 1-3 1B	0-0 FC4 1B		5	1	3	0	0	0	1									
Ken Oberkfell, L (1, 5) OBP: 0.331, SLG: 0.349	0-0 1B 1-3 1B		0-0 F8			0-0 1B HR	0-0 1-3 1B	0-0 FC4 1-2		5	1	2	0	0	0	3									
Keith Hernandez, L (1, 3) OBP: 0.395, SLG: 0.424	0-0 F5		0-0 F9			0-0 HR	4-0 G6-4-3 IBB			3	1	1	0	1	0	2									
George Hendrick, R (1, 9) OBP: 0.310, SLG: 0.426	0-3 K			0-0 F9		0-0 HR	0-0 G6-4-3			4	1	1	3	0	1	4									
Dane Iorg, L (1, 7) OBP: 0.357, SLG: 0.360	0-0 1B				0-0 F9			0-0 6-3		3	0	1	1	0	0	0									
Willie McGee, S (7, 8) OBP: 0.336, SLG: 0.415	1-2 3-H 1B							0-0 6-3		1	0	0	0	0	0	0									
Darrell Porter, L (1, 2) OBP: 0.352, SLG: 0.382	0-0 F8			0-0 F8				4-0 FC5 BB BB		3	0	1	0	1	0	2									
David Green, R (1, 8) OBP: 0.331, SLG: 0.397		0-0 F8			0-0 4-3	0-3 K		4-0 E BB		3	1	0	0	1	1	1									
Mike Ramsey, S (1, 6) OBP: 0.315, SLG: 0.330		0-0 1-3			0-0 3-1		0-0 1-2 1B	0-0 FC5 E		4	1	1	0	0	0	1									
Joaquin Andujar, S (1, 1) OBP: 0.181, SLG: 0.217			0-3 K				0-3 K	0-0 E5 1B		1	0	0	0	0	1	0									
Tito Landrum, R (5, PH) OBP: 0.360, SLG: 0.418										1	0	1	0	0	0	0									
Jeff Lahti, R (6, 1)										2	0	0	0	0	1	2									
Bruce Sutter, R (9, 1) OBP: 0.167, SLG: 0.200										0	0	0	0	0	0	0									
Inning Stats	R: 1 E: 0 K: 1 S: 8	H: 3 LOB: 2 BB: 0 P: 8	R: 0 E: 0 K: 1 S: 5	H: 0 LOB: 0 BB: 0 P: 5	R: 0 E: 0 K: 0 S: 3	H: 0 LOB: 0 BB: 0 P: 3	R: 0 E: 0 K: 0 S: 3	H: 0 LOB: 0 BB: 0 P: 3	R: 0 E: 0 K: 0 S: 4	H: 1 LOB: 1 BB: 0 P: 4	R: 3 E: 0 K: 2 S: 12	H: 5 LOB: 2 BB: 0 P: 12	R: 0 E: 0 K: 0 S: 3	H: 1 LOB: 1 BB: 1 P: 7	R: 2 E: 2 K: 0 S: 5	H: 1 LOB: 2 BB: 2 P: 13	R: 3 E: 0 K: 1 S: 8	H: 4 LOB: 1 BB: 0 P: 8	1B: 10 2B: 0 3B: 0 HR: 1	SF: 0 SAC: 0 DP: 1 HBP: 0	WP: 0 PB: 0 SB: 0 CS: 0	PA: 38			
PITCHER	IP	WLS	BF	H	R	ER	SO	BB	IBB	HBP	BLK	WP	HR	S	P	ERA	WHIP								
Ed Lynch, R (1, 1) ERA: 3.61	5.1	L	24	8	4	4	2	0	0	0	0	0	0	28	28	6.75	1.500								
Doug Sisk, R (6, 1) ERA	1.2		7	2	0	0	2	0	1	0	0	0	0	10	14	0.00	1.200								
Carlos Diaz, L (8, 1) ERA: 4.44	1.0		7	1	2	0	0	2	0	0	0	0	0	5	13	0.00	3.000								

New York Mets @ St. Louis Cardinals
 Busch Stadium, St. Louis, MO
 Sat Sep 11 1982, 7:05 PM CDT
 Att: 28,821 - Unknown

AB 35
 R 6
 H 11
 RBI 4
 BB 3
 SO 4
 LOB 16



Batter	1	2	3	4	5	6	7	8	9	AB	R	H	RBI	BB	SO	LOB	TOP					
Mookie Wilson, S OBP: 0.313, SLG: 0.359 (1, 8)										5	1	2	0	0	0	0						
Bob Bailor, R OBP: 0.307, SLG: 0.316 (1, 6)										4	1	1	0	1	1	2						
Rusty Staub, L OBP: 0.297, SLG: 0.346 Mike Howard, S OBP: 0.333, SLG: 0.167 (7, 7)										3	0	0	0	1	1	2						
Dave Kingman, R OBP: 0.297, SLG: 0.470 Gary Rajlich, L OBP: 0.298, SLG: 0.297 (9, 3)										3	0	1	2	1	1	1						
Mike Jorgensen, L OBP: 0.362, SLG: 0.333 Ellis Valentine, R OBP: 0.289, SLG: 0.405 (7, PH) (7, 9)										3	0	1	0	0	0	0						
Hubie Brooks, R OBP: 0.308, SLG: 0.324 (1, 5)										4	0	0	0	0	2	3						
Brian Giles, R OBP: 0.304, SLG: 0.362 (1, 4)										4	1	2	1	0	1	3						
Bruce Bochy, R OBP: 0.428, SLG: 0.700 (1, 2)										3	1	1	1	1	0	1						
Pete Falcone, L OBP: 0.118, SLG: 0.137 (1, 1)										4	0	0	0	0	3	2						
Inning Stats	R: 1 E: 0 K: 1 S: 8	H: 3 LOB: 3 BB: 1 P: 12	R: 0 E: 0 K: 1 S: 5	H: 0 LOB: 0 BB: 0 P: 5	R: 1 E: 0 K: 0 S: 4	H: 1 LOB: 0 BB: 0 P: 4	R: 2 E: 0 K: 2 S: 10	H: 3 LOB: 1 BB: 0 P: 10	R: 0 E: 0 K: 0 S: 7	H: 0 LOB: 0 BB: 0 P: 7	R: 0 E: 0 K: 0 S: 9	H: 0 LOB: 1 BB: 1 P: 13	R: 0 E: 0 K: 0 S: 3	H: 0 LOB: 1 BB: 1 P: 7	1B: 4 2B: 2 3B: 0 HR: 2	SF: 1 SAC: 0 DP: 0 HBP: 0	WP: 0 PB: 0 SB: 2 CS: 0	PA: 40				
PITCHER	IP WLS BF H R ER SO BB IBB HBP BLK WP HR S P ERA WHIP	IP WLS BF H R ER SO BB IBB HBP BLK WP HR S P ERA WHIP																				
Steve Mura, R ERA: 4.19 (1, 1)	3.1 L 17 6 4 4 2 1 0 0 0 0 0 2 20 24 10.80 2.100																					
Eric Rasmussen, R ERA: (4, 1)	1.2 6 1 0 0 4 0 0 0 0 0 0 0 14 14 0.00 0.600																					
Dave LaPoint, L ERA: 3.56 (6, 1)	1.2 8 1 0 0 0 1 1 0 0 0 0 0 6 14 0.00 1.200																					
Jeff Keener, R ERA: 1.89 John Martin, L ERA: 4.29 (7, 1) (9, 1)	1.1 5 0 0 0 3 1 0 0 0 0 0 0 10 14 0.00 0.750																					
0.2 3 0 0 0 0 1 0 0 0 0 0 0 2 6 0.00 1.500																						
Batter	1	2	3	4	5	6	7	8	9	AB	R	H	RBI	BB	SO	LOB	BOTTOM					
Tom Herr, S OBP: 0.330, SLG: 0.313 (1, 4)										4	0	0	0	0	1	0						
Lonnie Smith, R OBP: 0.391, SLG: 0.454 (1, 7)										3	1	1	0	1	0	0						
Keith Hernandez, L OBP: 0.394, SLG: 0.422 (1, 3)										2	0	0	1	1	0	0						
George Hendrick, R OBP: 0.312, SLG: 0.429 (1, 9)										4	0	2	0	0	1	2						
Gene Tenace, R OBP: 0.479, SLG: 0.577 (1, 2)										4	0	0	0	0	2	4						
David Green, R OBP: 0.324, SLG: 0.388 (1, 8)										3	0	0	0	0	0	2						
Ken Oberkfell, L OBP: 0.329, SLG: 0.346 (1, 5)										3	0	0	0	0	0	1						
Mike Ramsey, S OBP: 0.310, SLG: 0.325 (1, 6)										3	0	0	0	0	0	0						
Steve Mura, R OBP: 0.298, SLG: 0.290 Eric Rasmussen, R OBP: 0.305, SLG: 0.412 Tito Landrum, R OBP: 0.291, SLG: 0.303 Dave LaPoint, L OBP: 0.291, SLG: 0.303 Jeff Keener, L OBP: 0.291, SLG: 0.303 Kelly Paris, R OBP: 0.291, SLG: 0.303 John Martin, L OBP: 0.291, SLG: 0.303 Doug Bair, R OBP: 0.291, SLG: 0.303 (1, 1) (4, 1) (5, PH) (6, 1) (7, 1) (8, PH) (9, 1) (9, 1)										1	0	0	0	0	0	0						
Inning Stats	R: 0 E: 0 K: 2 S: 8	H: 1 LOB: 2 BB: 1 P: 12	R: 0 E: 0 K: 0 S: 3	H: 0 LOB: 0 BB: 0 P: 3	R: 0 E: 0 K: 0 S: 3	H: 0 LOB: 0 BB: 0 P: 3	R: 0 E: 0 K: 0 S: 4	H: 1 LOB: 1 BB: 0 P: 4	R: 0 E: 0 K: 0 S: 3	H: 0 LOB: 0 BB: 0 P: 3	R: 0 E: 0 K: 1 S: 5	H: 0 LOB: 0 BB: 0 P: 5	R: 0 E: 0 K: 1 S: 6	H: 1 LOB: 1 BB: 0 P: 6	R: 0 E: 0 K: 0 S: 3	H: 0 LOB: 0 BB: 0 P: 3	R: 1 E: 0 K: 0 S: 3	H: 0 LOB: 0 BB: 1 P: 7	1B: 2 2B: 1 3B: 0 HR: 0	SF: 1 SAC: 0 DP: 0 HBP: 0	WP: 1 PB: 0 SB: 1 CS: 0	PA: 32
PITCHER	IP WLS BF H R ER SO BB IBB HBP BLK WP HR S P ERA WHIP	IP WLS BF H R ER SO BB IBB HBP BLK WP HR S P ERA WHIP																				
Pete Falcone, L ERA: 4.0 (1, 1)	9.0 W 32 3 1 1 4 2 0 0 0 1 0 0 38 46 1.00 0.556																					

New York Mets @ St. Louis Cardinals
 Busch Stadium, St. Louis, MO
 Sun Sep 12 1982, 3:33 AM CDT
 Att. 26,817 - Cloudy

AB 34
 R 4
 H 8
 RBI 4
 BB 5
 SO 9
 LOB 16



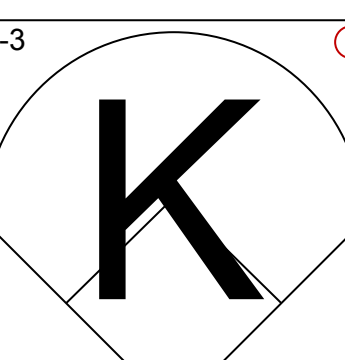
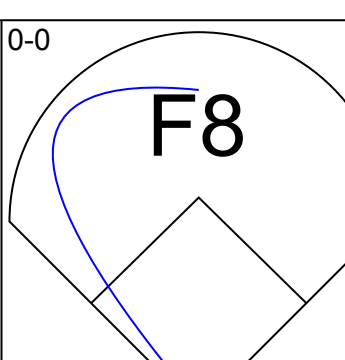
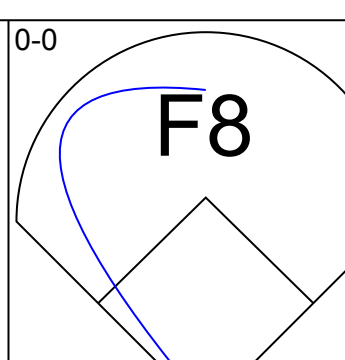
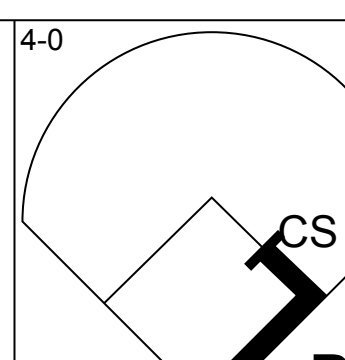
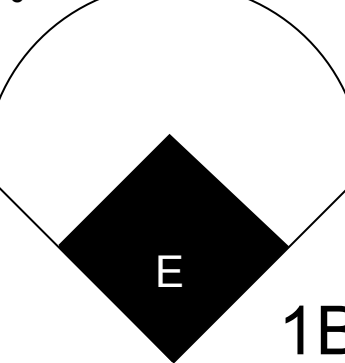
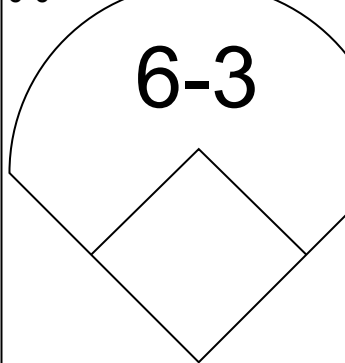
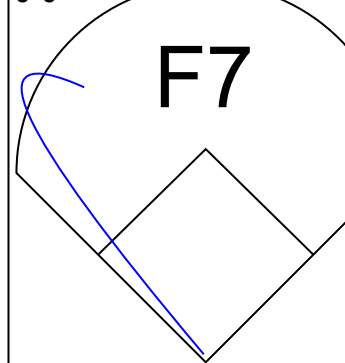
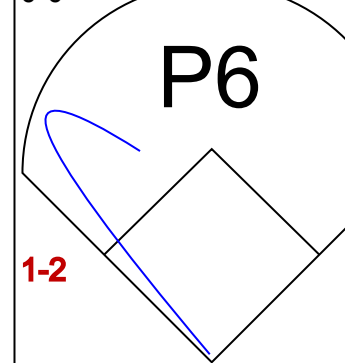
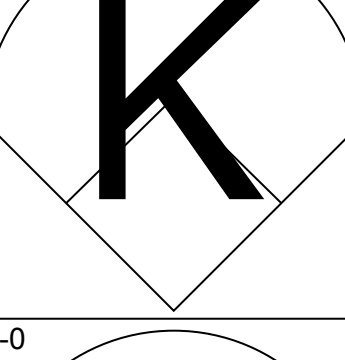
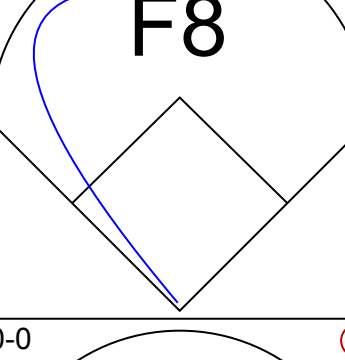
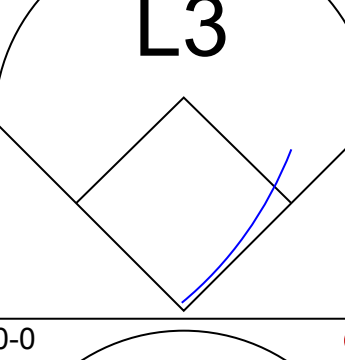
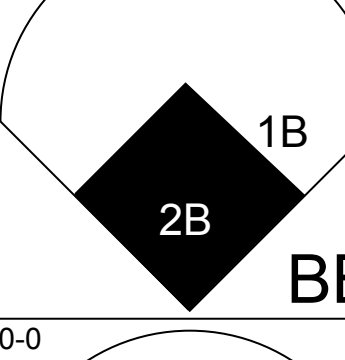
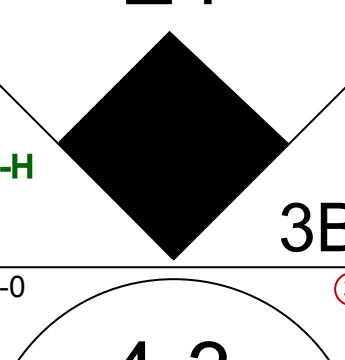
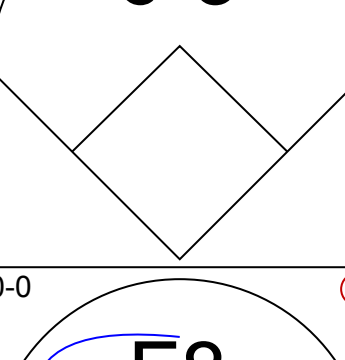
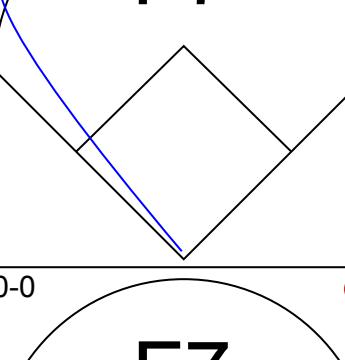
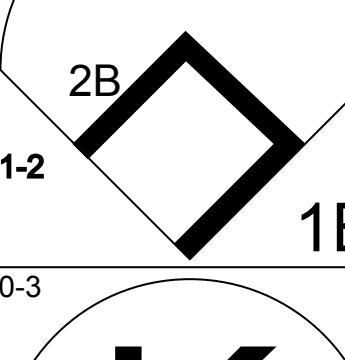
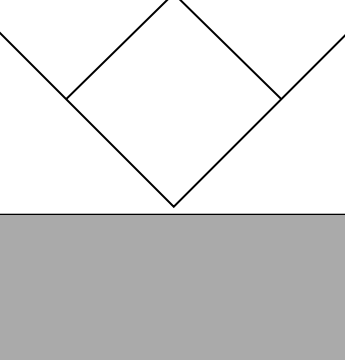
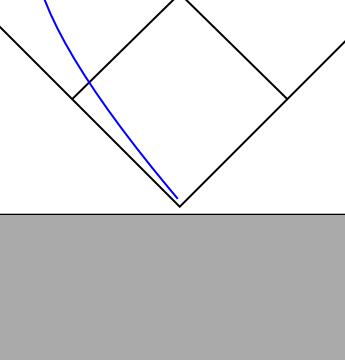
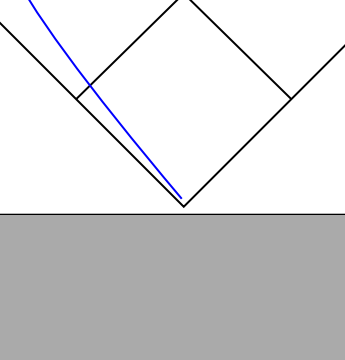
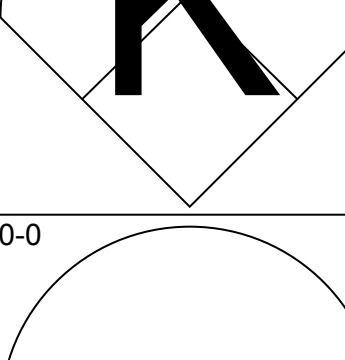
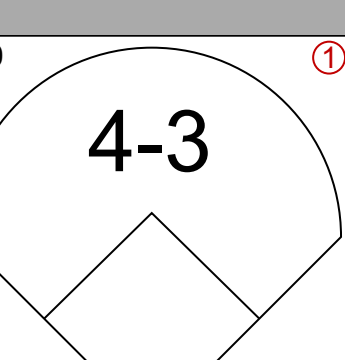
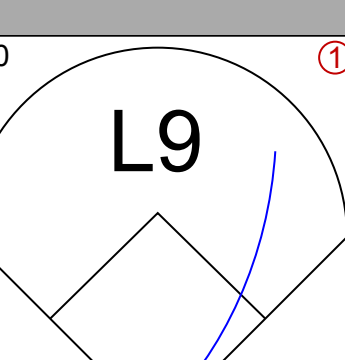
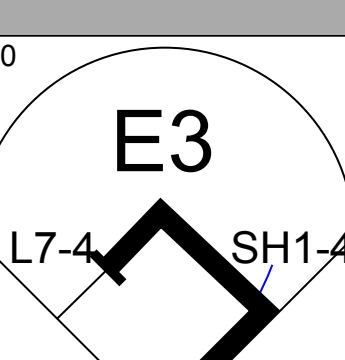
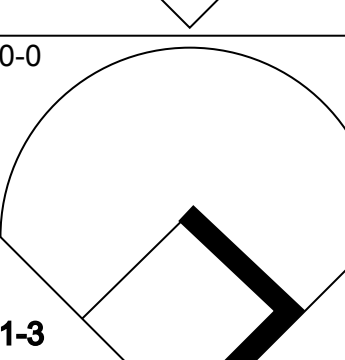
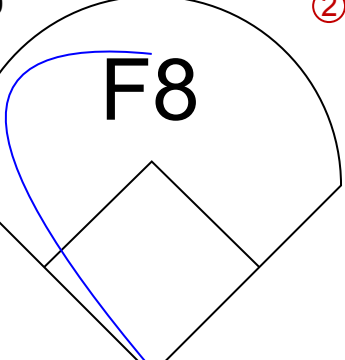
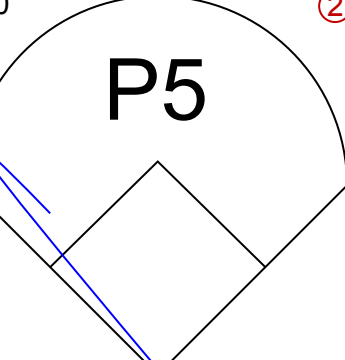
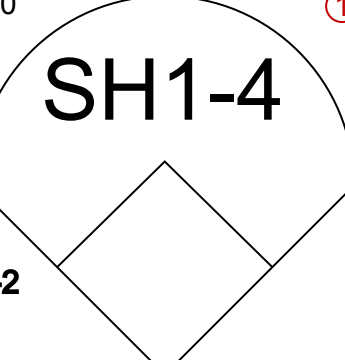
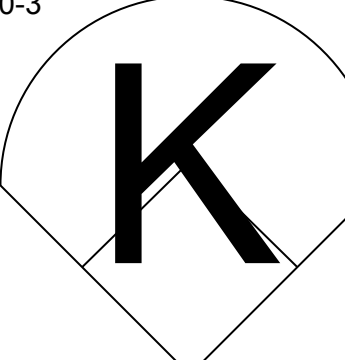
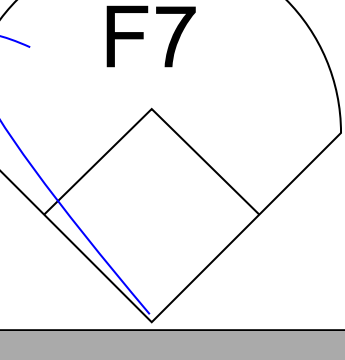
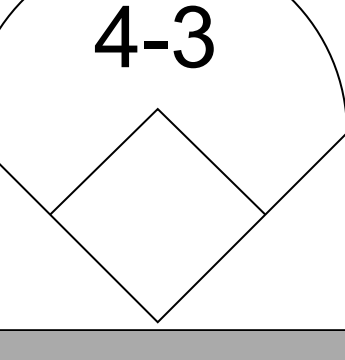
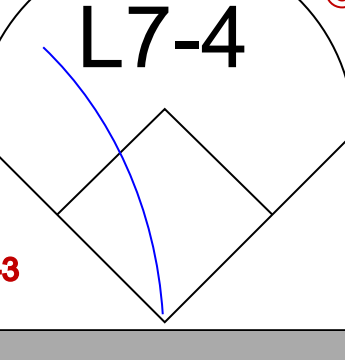
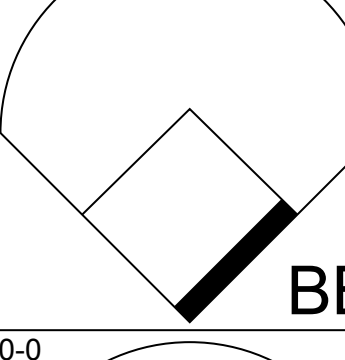
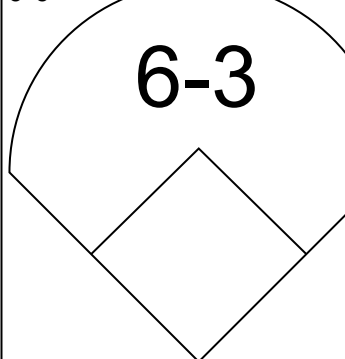
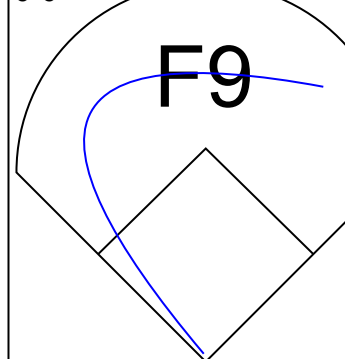
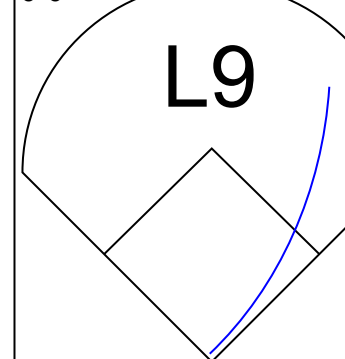
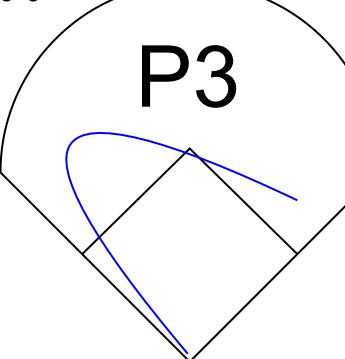
New York Mets @ St. Louis Cardinals
 Busch Stadium, St. Louis, MO
 Sun Sep 12 1982, 3:33 AM CDT
 Att. 26,817 - Cloudy

AB 29
 R 1
 H 3
 RBI 1
 BB 2
 SO 4
 LOB 9



Batter	1	2	3	4	5	6	7	8	9	AB	R	H	RBI	BB	SO	LOB	TOP					
Mookie Wilson, S OBP: 0.315, SLG: 0.372										5	3	4	1	0	1	0	New York Mets @ Montreal Expos Olympic Stadium, Montreal, QB Thu Sep 16 1982, 7:05 PM EDT Att: 24,165 - Unknown					
Ron Hodges, L OBP: 0.390, SLG: 0.427										3	3	2	2	2	1	0						
Rusty Staub, L OBP: 0.329, SLG: 0.344										4	0	1	0	0	0	2						
Mike Howard, S OBP: 0.320, SLG: 0.158										1	0	0	0	0	1	3						
Dave Kingman, R OBP: 0.294, SLG: 0.466										5	1	1	0	0	4	6						
Mike Jorgensen, L OBP: 0.359, SLG: 0.330										0	0	0	0	0	0	0						
George Foster, R OBP: 0.315, SLG: 0.370										4	1	2	2	1	1	3						
Hubie Brooks, R OBP: 0.305, SLG: 0.323										5	1	1	1	0	3	3						
Brian Giles, R OBP: 0.315, SLG: 0.359										4	0	1	2	1	0	2						
Ron Gardenhire, R OBP: 0.273, SLG: 0.294										4	0	0	0	1	0	1						
Craig Swan, R OBP: 0.319, SLG: 0.300										3	0	0	0	0	3	2						
Charlie Puleo, R OBP: 0.163, SLG: 0.128										1	0	1	0	0	0	0						
Jesse Orosco, R OBP: 0.083, SLG: 0.083										0	0	0	0	0	0	0						
Inning Stats	R: 1 E: 0 K: 2 S: 8	H: 1 LOB: 0 BB: 0 P: 8	R: 0 E: 0 K: 3 S: 9	H: 0 LOB: 2 BB: 2 P: 17	R: 2 E: 0 K: 2 S: 11	H: 4 LOB: 2 BB: 0 P: 11	R: 0 E: 0 K: 2 S: 7	H: 0 LOB: 0 BB: 0 P: 7	R: 1 E: 1 K: 2 S: 8	H: 1 LOB: 1 BB: 1 P: 12	R: 0 E: 0 K: 1 S: 5	H: 0 LOB: 0 BB: 0 P: 5	R: 5 E: 0 K: 0 S: 7	H: 5 LOB: 0 BB: 1 P: 11	R: 0 E: 0 K: 2 S: 9	H: 2 LOB: 0 BB: 1 P: 13	R: 0 E: 0 K: 0 S: 3	H: 0 LOB: 0 BB: 0 P: 3	1B: 7 2B: 5 3B: 0 HR: 1	SF: 0 SAC: 0 DP: 0 HBP: 0	WP: 1 PB: 0 SB: 2 CS: 0	PA: 44
PITCHER	IP WLS BF H R ER SO BB IBB HBP BLK WP HR S P ERA WHIP																					
Scott Sanderson, R ERA: 3.58	(1, 1) 5.0 L 24 6 4 4 4 11 3 0 0 0 0 1 1 43 55 7.20 1.800																					
Bryn Smith, R ERA: 3.69	(6, 1) 1.1 10 5 5 5 1 0 1 0 0 0 1 0 11 15 33.75 3.750																					
Ray Burris, R ERA: 4.5	(7, 1) 1.2 7 2 0 0 2 0 1 0 0 0 0 0 10 14 0.00 1.200																					
Dan Schatzeder, L ERA: 5.62	(9, 1) 1.0 3 0 0 0 0 0 0 0 0 0 0 0 3 3 0.00 0.000																					


Batter	1	2	3	4	5	6	7	8	9	AB	R	H	RBI	BB	SO	LOB	BOTTOM					
Tim Raines, S OBP: 0.351, SLG: 0.353										5	1	1	0	0	1	3	New York Mets @ Montreal Expos Olympic Stadium, Montreal, QB Thu Sep 16 1982, 7:05 PM EDT Att: 24,165 - Unknown					
Andra Dawson, R OBP: 0.338, SLG: 0.488										5	1	0	0	0	4							
Al Oliver, L OBP: 0.399, SLG: 0.534										5	0	3	2	0	1							
Gary Carter, R OBP: 0.387, SLG: 0.531										5	1	2	0	0	2							
Tim Wallach, R OBP: 0.310, SLG: 0.445										5	0	1	0	0	2							
Warren Cromartie, L OBP: 0.344, SLG: 0.400										3	1	2	0	1	2							
Chris Speier, R OBP: 0.324, SLG: 0.360										4	0	0	2	0	3							
Doug Flynn, R OBP: 0.242, SLG: 0.276										2	0	0	0	0	2							
Ken Phelps, L OBP: 0.296, SLG: 0.250										1	0	0	0	0	1							
Bryan Little, L OBP: 0.267, SLG: 0.250										0	0	0	0	0	0							
Ray Burris, R OBP: 0.207, SLG: 0.222										1	0	1	0	0	0							
Jerry White, L OBP: 0.265, SLG: 0.385										0	0	0	0	0	0							
Wallace Johnson, S OBP: 0.266, SLG: 0.260										0	0	0	0	0	0							
Scott Sanderson, R OBP: 0.173, SLG: 0.240										1	0	0	0	0	1	0						
Brad Mills, L OBP: 0.267, SLG: 0.323										1	0	0	0	0	0							
Bryn Smith, R ERA: 3.39	(1, 1) 6.2 W 31 9 3 3 3 1 1 0 0 0 0 0 0 2 2 4.05 1.500																					
Charlie Puleo, R ERA: 4.53	(7, 1) 0.1 2 1 1 0 0 0 0 0 0 0 0 0 2 2 0.00 3.000																					
Jesse Orosco, L ERA: 2.9	(8, 1) 2.0 8 1 0 0 1 0 0 0 1 0 0 0 9 10 0.00 0.500																					
Inning Stats	R: 0 E: 0 K: 0 S: 4	H: 1 LOB: 1 BB: 0 P: 4	R: 0 E: 0 K: 0 S: 4	H: 1 LOB: 1 BB: 0 P: 4	R: 1 E: 1 K: 1 S: 7	H: 2 LOB: 1 BB: 0 P: 7	R: 0 E: 0 K: 0 S: 3	H: 0 LOB: 1 BB: 1 P: 7	R: 0 E: 2 K: 0 S: 4	H: 0 LOB: 2 BB: 0 P: 4	R: 1 E: 0 K: 0 S: 5	H: 2 LOB: 1 BB: 0 P: 5	R: 1 E: 0 K: 0 S: 6	H: 3 LOB: 2 BB: 0 P: 6	R: 1 E: 0 K: 1 S: 7	H: 2 LOB: 2 BB: 0 P: 8	R: 0 E: 0 K: 0 S: 3	H: 0 LOB: 0 BB: 0 P: 3	1B: 8 2B: 3 3B: 0 HR: 0	SF: 0 SAC: 0 DP: 0 HBP: 1	WP: 0 PB: 1 SB: 2 CS: 0	PA: 41
PITCHER	IP WLS BF H R ER SO BB IBB HBP BLK WP HR S P ERA WHIP																					

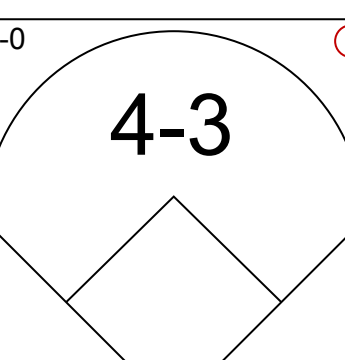
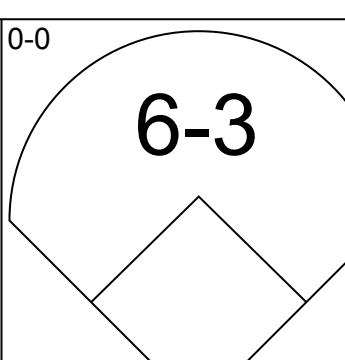
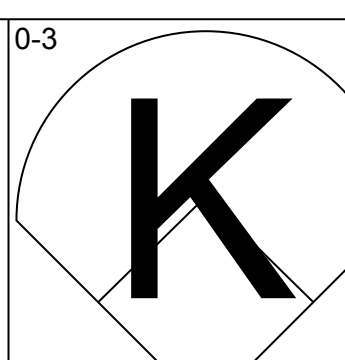
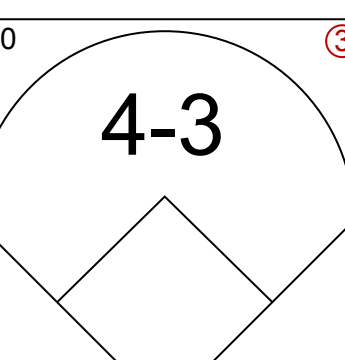
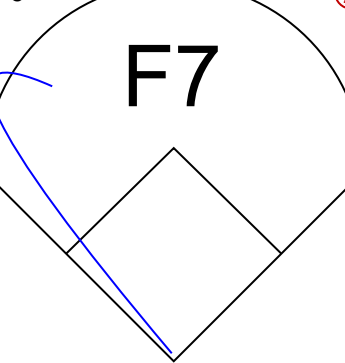
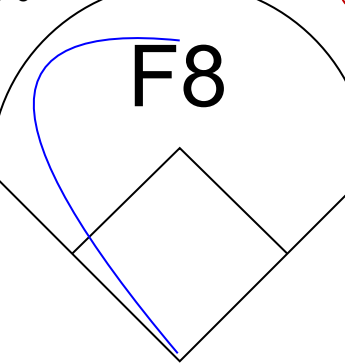
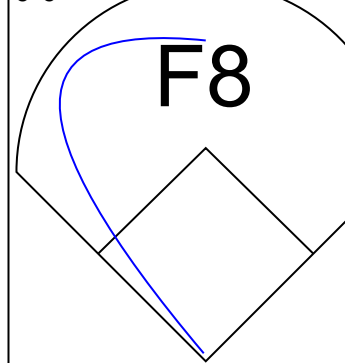
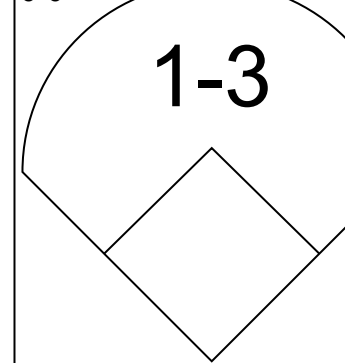
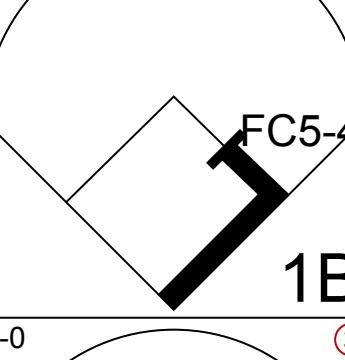
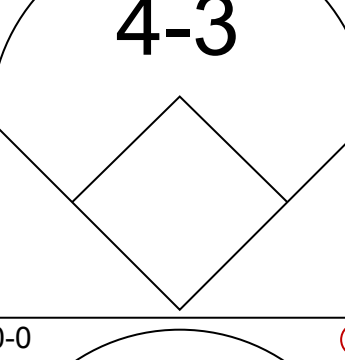
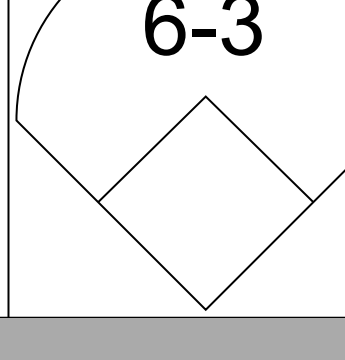
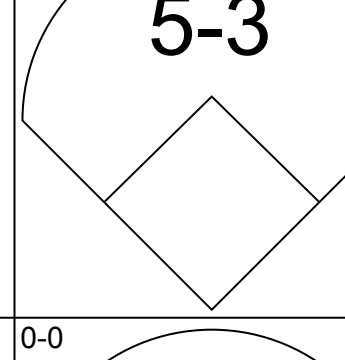
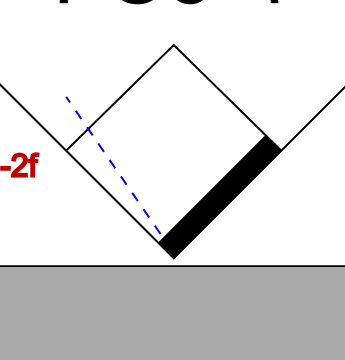
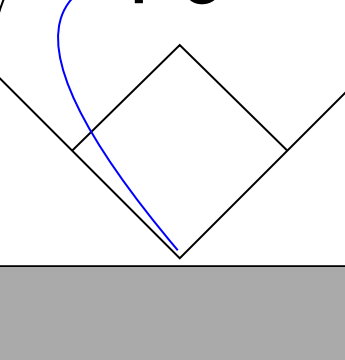
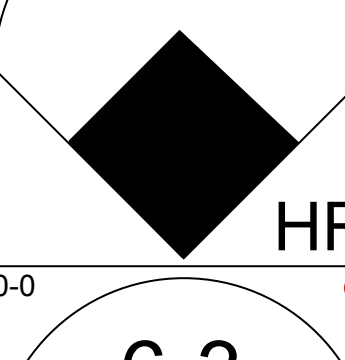
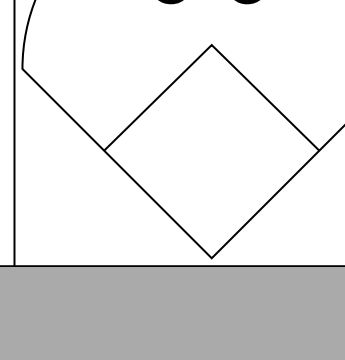
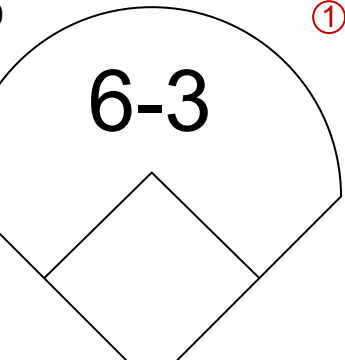
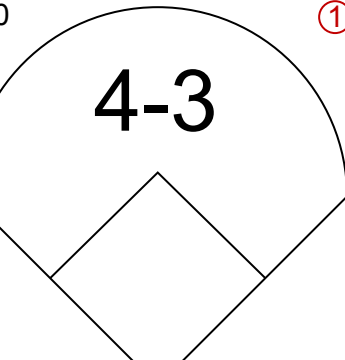
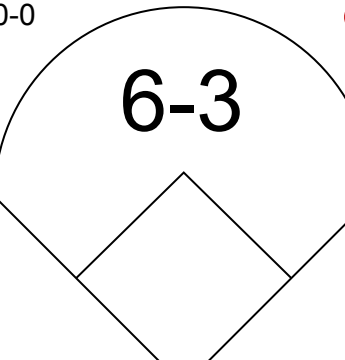
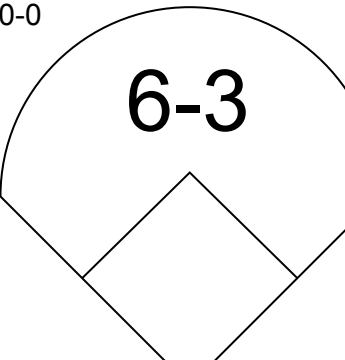
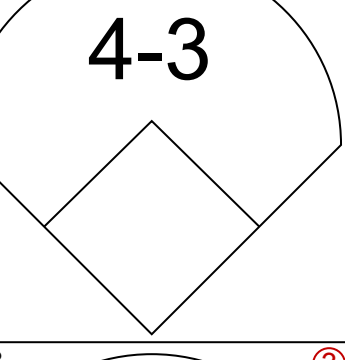
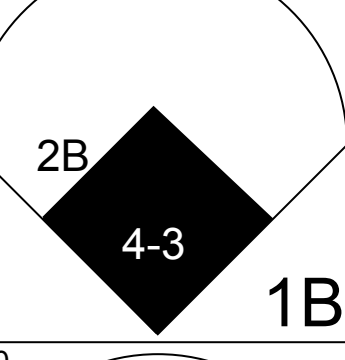
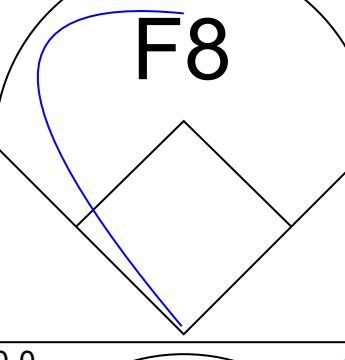
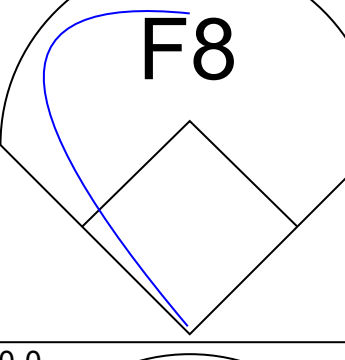
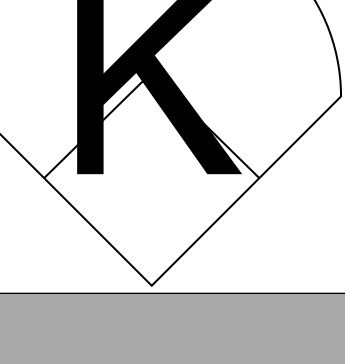
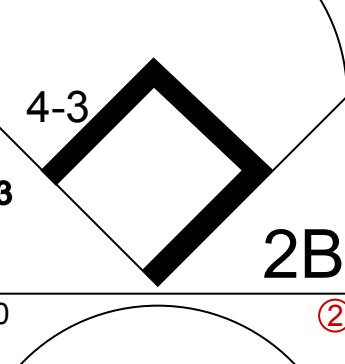
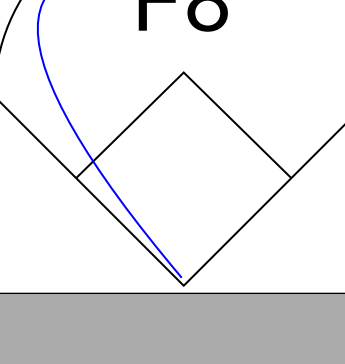
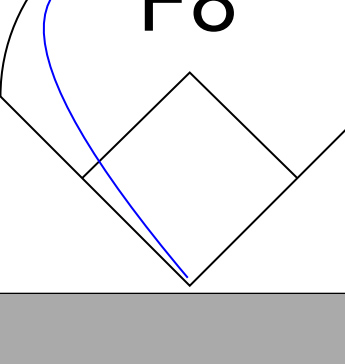
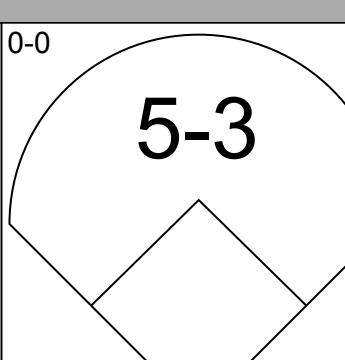
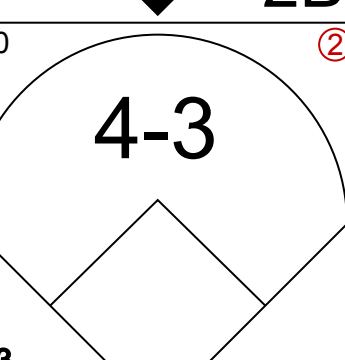
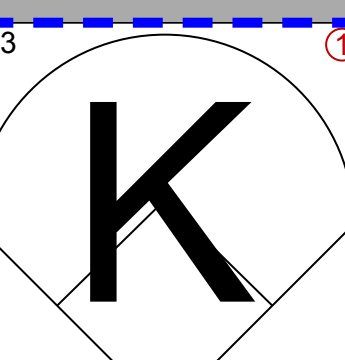

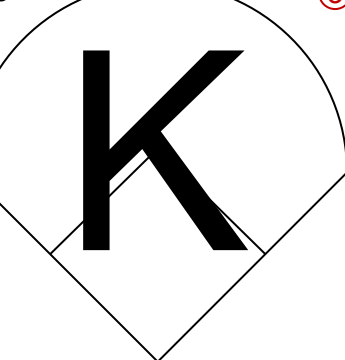
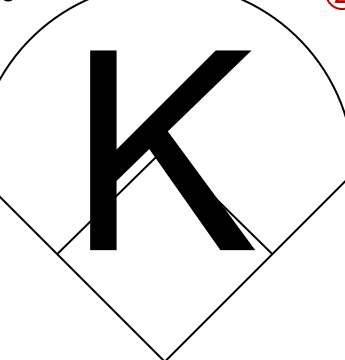
Batter	1	2	3	4	5	6	7	8	9	10	AB	R	H	RBI	BB	SO	LOB				
Tom Herr, S OBP: 0.325, SLG: 0.306 (1.4)											3	0	0	0	1	1	0				
Lonnie Smith, R OBP: 0.391, SLG: 0.455 (1.7)											4	1	1	0	0	0	1				
Keith Hernandez, L OBP: 0.397, SLG: 0.423 (1.3)											3	1	0	0	1	1	1				
George Hendrick, R OBP: 0.313, SLG: 0.431 (1.9)											4	1	2	1	0	0	0				
Darrell Porter, L OBP: 0.324, SLG: 0.400 (1.2)											4	0	0	0	0	1	2				
Willie McGee, S OBP: 0.327, SLG: 0.406 (1.8)											4	0	1	1	0	0	0				
Ken Oberkfell, L OBP: 0.326, SLG: 0.341 Bruce Sutter, R OBP: 0.125, SLG: 0.143 (1.5) (8.1)											2	0	0	0	0	0	0				
Mike Ramsey, S OBP: 0.306, SLG: 0.318 (1.6)											3	0	0	0	1	0	1				
Eric Rasmussen, R Julio Gonzalez, R Steve Braun, L Kelly Paris, R (1.1) (8.5) (9. PH) (9.5)											2	0	0	0	0	0	0				
Inning Stats	R: 2 E: 1 K: 2 S: 9	H: 2 LOB: 0 BB: 0 P: 9	R: 0 E: 0 K: 0 S: 3	H: 0 LOB: 0 BB: 0 P: 3	R: 0 E: 0 K: 0 S: 3	H: 0 LOB: 0 BB: 0 P: 3	R: 0 E: 0 K: 0 S: 3	H: 0 LOB: 0 BB: 0 P: 3	R: 0 E: 0 K: 0 S: 3	H: 0 LOB: 0 BB: 0 P: 3	R: 0 E: 0 K: 0 S: 3	H: 0 LOB: 0 BB: 0 P: 3	R: 0 E: 0 K: 0 S: 3	H: 0 LOB: 0 BB: 0 P: 3	R: 0 E: 0 K: 0 S: 3	H: 0 LOB: 0 BB: 0 P: 3	R: 1 E: 0 K: 2 S: 9	H: 2 LOB: 3 BB: 2 P: 17	1B: 2 2B: 2 3B: 1 HR: 0	SF: 0 SAC: 1 DP: 1 HBP: 0	WP: 0 PA: 36 PB: 0 SB: 0 CS: 1
PITCHER	IP WLS BF H R ER SO BB IBB HBP BLK WP HR S P ERA WHIP																				
Ed Lynch, R ERA: 3.44 Neil Allen, R ERA: 3.06 (1.1) (9.1)	8.0 L 26 2 2 1 2 0 0 0 0 0 0 0 30 30 1.12 0.250																				

TOP

St. Louis Cardinals @ New York Mets
Shea Stadium, Flushing, NY
Fri Sep 17 1982, 7:05 PM EDT
Unknown

AB	32
R	3
H	4
RBI	2
BB	3
SO	4
LOB	10




Batter	1	2	3	4	5	6	7	8	9	10	AB	R	H	RBI	BB	SO	LOB				
Mookie Wilson, S OBP: 0.313, SLG: 0.369 (1.8)											4	0	0	0	0	1	0				
Ron Hodges, L OBP: 0.383, SLG: 0.418 (1.2)											4	0	0	0	0	0	0				
Rusty Staub, L OBP: 0.327, SLG: 0.342 (1.9)											4	0	1	0	0	0	0				
Dave Kingman, R OBP: 0.294, SLG: 0.470 (1.3)											4	1	1	1	0	0	1				
George Foster, R OBP: 0.312, SLG: 0.367 (1.7)											4	0	0	0	0	0	0				
Hubie Brooks, R OBP: 0.305, SLG: 0.323 (1.5)											4	1	1	0	0	0	0				
Brian Giles, R OBP: 0.312, SLG: 0.366 (1.4)											4	0	1	0	0	1	0				
Ron Gardenhire, R OBP: 0.271, SLG: 0.291 (1.6)											3	0	0	1	0	1	1				
Ed Lynch, R Mike Jorgensen, L Neil Allen, R (1.1) (8. PH) (9.1)											2	0	0	0	0	2	1				
Inning Stats	R: 0 E: 0 K: 0 S: 4	H: 1 LOB: 1 BB: 0 P: 4	R: 0 E: 0 K: 1 S: 5	H: 0 LOB: 0 BB: 0 P: 5	R: 0 E: 0 K: 1 S: 5	H: 0 LOB: 0 BB: 0 P: 5	R: 0 E: 0 K: 0 S: 3	H: 0 LOB: 0 BB: 0 P: 3	R: 1 E: 0 K: 1 S: 7	H: 2 LOB: 1 BB: 0 P: 7	R: 0 E: 0 K: 1 S: 5	H: 0 LOB: 0 BB: 0 P: 5	R: 1 E: 0 K: 0 S: 4	H: 1 LOB: 0 BB: 0 P: 4	R: 0 E: 0 K: 2 S: 7	H: 0 LOB: 0 BB: 0 P: 7	R: 0 E: 0 K: 0 S: 3	H: 0 LOB: 0 BB: 0 P: 3	1B: 2 2B: 1 3B: 0 HR: 1	SF: 0 SAC: 0 DP: 0 HBP: 0	WP: 0 PA: 34 PB: 0 SB: 0 CS: 0
PITCHER	IP WLS BF H R ER SO BB IBB HBP BLK WP HR S P ERA WHIP																				
Eric Rasmussen, R ERA: 2.0 Bruce Sutter, R ERA: 3.17 (1.1) (8.1)	7.0 W 25 4 2 2 4 0 0 0 0 0 0 1 33 33 2.57 0.571																				

BOTTOM

St. Louis Cardinals @ New York Mets
Shea Stadium, Flushing, NY
Fri Sep 17 1982, 7:05 PM EDT
Unknown

AB	34
R	2
H	4
RBI	2
BB	0
SO	6
LOB	3



Batter	1	2	3	4	5	6	7	8	9	AB	R	H	RBI	BB	SO	LOB	TOP					
Tom Herr, S OBP: 0.328, SLG: 0.308 (1, 4)										4	2	2	0	1	0	0	St. Louis Cardinals @ New York Mets Shea Stadium, Flushing, NY Fri Sep 17 1982, 7:05 PM EDT Att: 8,622 - Unknown					
Lonnie Smith, R OBP: 0.392, SLG: 0.454 Tito Landrum, R OBP: 0.364, SLG: 0.420 (1, 7) (8, 7)										3	2	1	0	1	0	1						
Keith Hernandez, L OBP: 0.397, SLG: 0.422 (1, 3)										3	1	1	2	1	1	2						
George Hendrick, R OBP: 0.315, SLG: 0.438 David Green, R OBP: 0.322, SLG: 0.380 (1, 9) (8, 9)										4	2	2	2	0	1	4						
Darrell Porter, L OBP: 0.349, SLG: 0.394 (1, 2)										5	0	0	0	0	0	7						
Willie McGee, S OBP: 0.326, SLG: 0.404 (1, 8)										4	0	1	2	0	1	1						
Ken Oberkfell, L OBP: 0.328, SLG: 0.344 (1, 5)										3	0	1	1	1	0	0						
Mike Ramsey, S OBP: 0.305, SLG: 0.313 (1, 6)										3	0	0	0	1	0	3						
Steve Mura, R OBP: 0.093, SLG: 0.058 Doug Bair, R OBP: 0.091, SLG: 0.091 (1, 1) (6, 1)										2	0	0	0	0	0	0						
										2	0	0	0	0	0	1						
Inning Stats	R: 1 E: 0 K: 1 S: 5	H: 1 LOB: 0 BB: 1 P: 9	R: 0 E: 0 K: 0 S: 3	H: 0 LOB: 1 BB: 1 P: 7	R: 3 E: 0 K: 0 S: 6	H: 3 LOB: 0 BB: 0 P: 6	R: 0 E: 0 K: 0 S: 3	H: 0 LOB: 0 BB: 0 P: 3	R: 0 E: 0 K: 2 S: 8	H: 1 LOB: 1 BB: 0 P: 8	R: 0 E: 0 K: 0 S: 2	H: 0 LOB: 0 BB: 1 P: 6	R: 3 E: 1 K: 0 S: 6	H: 2 LOB: 2 BB: 2 P: 14	R: 0 E: 0 K: 0 S: 5	H: 2 LOB: 3 BB: 1 P: 9	1B: 7 2B: 1 3B: 0 HR: 1	SF: 1 SAC: 0 DP: 0 HBP: 0	WP: 0 PB: 0 SB: 2 CS: 2	PA: 42		
PITCHER	IP WLS BF H R ER SO BB IBB HBP BLK WP HR S P ERA WHIP	IP WLS BF H R ER SO BB IBB HBP BLK WP HR S P ERA WHIP																				
Scott Holman, R ERA: 4.5 (1, 1)	4.0 L 17 4 4 2 1 2 0 0 0 0 0 1 17 25 4.50 1.500																					
Jesse Orosco, L ERA: 2.94 (5, 1)	2.0 7 1 0 0 2 0 0 0 0 0 0 0 11 11 0.00 0.500																					
Mike Scott, R ERA: 5.14 (7, 1)	1.1 7 0 3 0 0 3 0 0 0 0 0 0 4 16 0.00 2.250																					
Carlos Diaz, L ERA: 4.18 (8, 1)	1.2 10 4 0 0 0 0 1 0 0 0 0 0 9 13 0.00 2.400																					
Batter	1	2	3	4	5	6	7	8	9	AB	R	H	RBI	BB	SO	LOB	BOTTOM					
Mookie Wilson, S OBP: 0.316, SLG: 0.371 (1, 8)										5	1	3	0	0	0	0	St. Louis Cardinals @ New York Mets Shea Stadium, Flushing, NY Fri Sep 17 1982, 7:05 PM EDT Att: 8,622 - Unknown					
Brian Giles, R OBP: 0.296, SLG: 0.345 (1, 4)										5	0	0	0	0	1	3						
Ellis Valentine, R OBP: 0.287, SLG: 0.398 (1, 9)										4	0	1	0	0	1	2						
Dave Kingman, R OBP: 0.294, SLG: 0.468 (1, 3)										4	0	1	1	0	0	2						
Mike Jorgensen, L OBP: 0.352, SLG: 0.324 (1, 7)										4	0	1	0	0	0	1						
Hubie Brooks, R OBP: 0.304, SLG: 0.322 (1, 5)										4	0	1	0	0	1	1						
Bruce Bochy, R OBP: 0.433, SLG: 0.615 (1, 2)										1	0	0	0	3	0	1						
Ron Gardenhire, R OBP: 0.276, SLG: 0.293 (1, 6)										2	0	1	0	2	1	1						
Scott Holman, R Rusty Staub, L Jesse Orosco, R George Foster, R Mike Scott, R Carlos Diaz, R Ron Hodges, L (1, 1) (4, PH) (5, 1) (6, PH) (7, 1) (8, 1) (9, PH)										1	0	0	0	0	0	2						
										1	0	0	0	0	0	3						
										0	0	0	0	0	0	0						
										1	0	0	0	0	1	2						
										0	0	0	0	0	0	0						
										0	0	0	0	0	0	0						
										1	0	0	0	0	0	0						
Inning Stats	R: 1 E: 0 K: 1 S: 7	H: 2 LOB: 1 BB: 0 P: 7	R: 0 E: 0 K: 0 S: 2	H: 0 LOB: 2 BB: 2 P: 10	R: 0 E: 0 K: 1 S: 5	H: 1 LOB: 0 BB: 0 P: 5	R: 0 E: 0 K: 0 S: 4	H: 1 LOB: 3 BB: 2 P: 12	R: 0 E: 1 K: 0 S: 4	H: 1 LOB: 1 BB: 0 P: 4	R: 0 E: 0 K: 2 S: 8	H: 1 LOB: 2 BB: 1 P: 12	R: 0 E: 0 K: 0 S: 4	H: 1 LOB: 1 BB: 0 P: 4	R: 0 E: 0 K: 1 S: 6	H: 1 LOB: 1 BB: 0 P: 6	R: 0 E: 0 K: 0 S: 3	H: 0 LOB: 0 BB: 0 P: 3	1B: 8 2B: 0 3B: 0 HR: 0	SF: 0 SAC: 0 DP: 1 HBP: 0	WP: 0 PB: 0 SB: 2 CS: 1	PA: 38
PITCHER	IP WLS BF H R ER SO BB IBB HBP BLK WP HR S P ERA WHIP	IP WLS BF H R ER SO BB IBB HBP BLK WP HR S P ERA WHIP																				
Steve Mura, R ERA: 4.11 (1, 1)	5.2 W 26 6 1 1 3 5 0 0 0 0 0 0 27 47 1.59 1.941																					
Doug Bair, R ERA: 2.7 (6, 1)	3.1 S 12 2 0 0 2 0 0 0 0 0 0 0 16 16 0.00 0.600																					

Batter	1	2	3	4	5	6	7	8	9	AB	R	H	RBI	BB	SO	LOB	TOP										
Lonnie Smith, R (1,7) OBP: 0.391, SLG: 0.452 Willie McGee, S (9,8) OBP: 0.326, SLG: 0.404	F8			F8		FC6-5			L1-3	4	0	1	0	0	0	1	St. Louis Cardinals @ New York Mets Shea Stadium, Flushing, NY Sat Sep 18 1982, 7:05 PM EDT Cloudy livebaseballscorecards.com										
David Green, R (1,8) OBP: 0.320, SLG: 0.397	F9			HR		CS	K		L1-3	4	1	1	1	0	1	2											
Keith Hernandez, L (1,3) OBP: 0.396, SLG: 0.420	F7			K			K		1B	3	0	0	0	1	2	0											
George Hendrick, R (1,9) OBP: 0.316, SLG: 0.437		F5		F8					1B	3	0	1	1	1	0	0											
Gene Tenace, R (1,2) OBP: 0.463, SLG: 0.550		K			5-3			P6	1B	4	0	1	0	0	1	1											
Kelly Paris, R (1,5) OBP: 0.111, SLG: 0.111 Ken Oberkfell, L (8,5) OBP: 0.328, SLG: 0.344					F8				K	3	0	0	0	0	2	0											
Mike Ramsey, S (1,6) OBP: 0.310, SLG: 0.318									F2	3	0	2	0	0	0	0											
Julio Gonzalez, R (1,4) OBP: 0.236, SLG: 0.300 Bruce Sutter, R (8,1) OBP: 0.125, SLG: 0.143				G5-4-3		CS			K	3	0	1	0	0	1	1											
Bob Forsch, R (1,1) OBP: 0.225, SLG: 0.265 Tom Herr, S (8,4) OBP: 0.329, SLG: 0.310				K		SH5-4			1B	1	0	0	0	0	1	0											
									1B	1	1	1	0	0	0	0											
Inning Stats	R: 0 E: 0 K: 0 S: 3	H: 0 LOB: 0 BB: 0 P: 3	R: 0 E: 0 K: 2 S: 7	H: 0 LOB: 0 BB: 0 P: 7	R: 0 E: 0 K: 1 S: 5	H: 1 LOB: 0 BB: 0 P: 5	R: 1 E: 0 K: 1 S: 6	H: 1 LOB: 0 BB: 0 P: 6	R: 0 E: 0 K: 0 S: 3	H: 1 LOB: 0 BB: 0 P: 3	R: 0 E: 0 K: 2 S: 7	H: 0 LOB: 1 BB: 1 P: 11	R: 0 E: 0 K: 2 S: 7	H: 0 LOB: 0 BB: 0 P: 7	R: 1 E: 0 K: 0 S: 5	H: 4 LOB: 3 BB: 1 P: 9	1B: 7 2B: 1 3B: 0 HR: 1	SF: 0 SAC: 1 DP: 2 HBP: 0	WP: 0 PB: 0 SB: 0 CS: 2	PA: 34							
PITCHER	IP	WLS	BF	H	R	ER	SO	BB	IBB	HBP	BLK	WP	HR	S	P	ERA	WHIP										
Pete Falcone, L (1,1) ERA: 3.86 Charlie Puleo, R (9,1) ERA: 4.55	8.0	L	26	4	1	1	8	1	0	0	0	0	1	41	45	1.12	0.625										
	1.0		6	4	1	1	0	0	1	0	0	0	0	5	9	9.00	4.000										

Batter	1	2	3	4	5	6	7	8	9	AB	R	H	RBI	BB	SO	LOB	BOTTOM										
Mookie Wilson, S (1,8) OBP: 0.315, SLG: 0.370	K			4-3		F7				4	0	1	0	0	1	0	St. Louis Cardinals @ New York Mets Shea Stadium, Flushing, NY Sat Sep 18 1982, 7:05 PM EDT Cloudy livebaseballscorecards.com										
Bob Bailor, R (1,5) OBP: 0.312, SLG: 0.320	F2								F7	4	0	2	0	0	0	2											
Rusty Staub, L (1,7) OBP: 0.320, SLG: 0.333 Charlie Puleo, R (9,1) OBP: 0.163, SLG: 0.128	L7								L8	4	0	0	0	0	1	4											
Dave Kingman, R (1,3) OBP: 0.295, SLG: 0.468									5-3	3	0	1	0	1	1	1											
Ellis Valentine, R (1,9) OBP: 0.284, SLG: 0.393									1-3	4	0	0	0	0	0	2											
Ron Hodges, L (1,2) OBP: 0.379, SLG: 0.410									1-3	3	0	0	0	1	0	2											
Brian Giles, R (1,4) OBP: 0.287, SLG: 0.333										3	0	0	0	0	1	2											
Ron Gardenhire, R (1,6) OBP: 0.277, SLG: 0.292 Hubie Brooks, R (8,PH) OBP: 0.304, SLG: 0.321									5-3	1	0	0	0	1	0	1											
Pete Falcone, L (1,1) OBP: 0.113, SLG: 0.132 Mike Jorgensen, L (8,PH) OBP: 0.358, SLG: 0.330 Mike Howard, S (8,PR) OBP: 0.320, SLG: 0.158									1B	1	0	1	0	0	0	0											
									1B	0	0	0	0	0	0	0											
Inning Stats	R: 0 E: 0 K: 1 S: 5	H: 0 LOB: 0 BB: 0 P: 5	R: 0 E: 0 K: 0 S: 3	H: 1 LOB: 0 BB: 0 P: 3	R: 0 E: 0 K: 1 S: 4	H: 0 LOB: 1 BB: 1 P: 8	R: 0 E: 0 K: 2 S: 8	H: 1 LOB: 0 BB: 0 P: 8	R: 0 E: 0 K: 0 S: 3	H: 0 LOB: 1 BB: 1 P: 7	R: 0 E: 0 K: 1 S: 6	H: 1 LOB: 1 BB: 0 P: 6	R: 0 E: 1 K: 1 S: 5	H: 0 LOB: 1 BB: 1 P: 9	R: 0 E: 0 K: 0 S: 5	H: 2 LOB: 2 BB: 0 P: 5	R: 0 E: 0 K: 0 S: 3	H: 0 LOB: 0 BB: 0 P: 3	1B: 5 2B: 0 3B: 0 HR: 0	SF: 0 SAC: 0 DP: 1 HBP: 0	WP: 0 PB: 0 SB: 0 CS: 1	PA: 33					
PITCHER	IP	WLS	BF	H	R	ER	SO	BB	IBB	HBP	BLK	WP	HR	S	P	ERA	WHIP										
Bob Forsch, R (1,1) ERA: 3.43 Bruce Sutter, R (8,1) ERA: 3.12	7.1	W	28	5	0	0	0	0	0	0	0	0	0	5	5	0.00	1.091										
	1.2	S	5	0	0	0	0	0	0	0	0	0	0	5	5	0.00	0.000										

Batter	1	2	3	4	5	6	7	8	9	AB	R	H	RBI	BB	SO	LOB	TOP	
Tom Herr, S OBP: 0.330, SLG: 0.308 (1,4)	4-0 CS BB		0-0 4-3	0-0 1-3			4-0 CS 2B BB		0-0 F7	3	1	0	0	2	0	1		
Lonnie Smith, R OBP: 0.390, SLG: 0.449 (1,7)	0-3 K		0-0 P6		0-0 4-3		0-3 K		4-0 G6-4-3 BB	4	0	0	0	1	2	3		
Tito Landrum, R OBP: 0.364, SLG: 0.420 (9,7)	1-2 K						1-2 2-3 K			0	0	0	0	0	0	0		
Keith Hernandez, L OBP: 0.396, SLG: 0.421 (1,3)	0-0 P6		4-0 1B BB		0-0 L4		0-0 E 1B 2B		0-0 G6-4-3	4	1	1	1	1	0	1		
Dane Iorg, L OBP: 0.360, SLG: 0.363 (7, PR)			0-0 FC1-6 1B		0-0 F9		0-0 E5 1B 2-3			4	0	2	0	0	0	1		
David Green, R OBP: 0.320, SLG: 0.397 (7,9)			1-2 1B							0	0	0	0	0	0	0		
Darrell Porter, L OBP: 0.351, SLG: 0.404 (1,2)			0-0 F8		0-0 L9		0-0 HR		0-0 FC6-4 1B	4	1	2	2	0	0	3		
Willie McGee, S OBP: 0.323, SLG: 0.400 (1,8)			0-0 FC1-6 1B E		0-0 4-3		0-0 F8		0-0 FC6-4	4	1	0	0	0	0	3		
Ken Oberkfell, L OBP: 0.329, SLG: 0.343 (1,5)			0-0 E8 1B		4-0 G3 1B BB		0-3 K		0-0 4-3	3	2	1	0	1	1	0		
Mike Ramsey, S OBP: 0.309, SLG: 0.317 (1,6)			0-0 1B		0-0 G3		0-3 K		0-0 6-3	4	0	1	1	0	1	1		
Jim Kaat, L Gene Roof, S OBP: 0.250, SLG: 0.250 (4, PH)			3-H 1B		0-0 4-3		0-0 CS BB 1B		0-3 K	1	0	0	0	0	0	1		
Jeff Lahti, R OBP: 0.077, SLG: 0.077 (4,1)			0-0 4-3		0-0 S 1B					2	0	1	0	0	1	0		
Inning Stats	R: 0 E: 0 K: 1 S: 4	H: 0 LOB: 0 BB: 1 P: 8	R: 2 E: 1 K: 0 S: 6	H: 3 LOB: 1 BB: 0 P: 6	R: 0 E: 0 K: 0 S: 4	H: 1 LOB: 1 BB: 1 P: 8	R: 1 E: 0 K: 2 S: 8	H: 1 LOB: 0 BB: 0 P: 3	R: 0 E: 0 K: 1 S: 5	H: 0 LOB: 0 BB: 1 P: 5	R: 0 E: 0 K: 0 S: 2	H: 0 LOB: 0 BB: 1 P: 6	1B: 7 2B: 2 3B: 0 HR: 1	SF: 0 SAC: 0 DP: 2 HBP: 0	WP: 0 PB: 0 SB: 2 CS: 3	PA: 39		
PITCHER	IP WLS BF H R ER SO BB IBB HBP BLK WP HR S P ERA WHIP	IP WLS BF H R ER SO BB IBB HBP BLK WP HR S P ERA WHIP	IP WLS BF H R ER SO BB IBB HBP BLK WP HR S P ERA WHIP	IP WLS BF H R ER SO BB IBB HBP BLK WP HR S P ERA WHIP	IP WLS BF H R ER SO BB IBB HBP BLK WP HR S P ERA WHIP	IP WLS BF H R ER SO BB IBB HBP BLK WP HR S P ERA WHIP	IP WLS BF H R ER SO BB IBB HBP BLK WP HR S P ERA WHIP	IP WLS BF H R ER SO BB IBB HBP BLK WP HR S P ERA WHIP	IP WLS BF H R ER SO BB IBB HBP BLK WP HR S P ERA WHIP	IP WLS BF H R ER SO BB IBB HBP BLK WP HR S P ERA WHIP	IP WLS BF H R ER SO BB IBB HBP BLK WP HR S P ERA WHIP	IP WLS BF H R ER SO BB IBB HBP BLK WP HR S P ERA WHIP	IP WLS BF H R ER SO BB IBB HBP BLK WP HR S P ERA WHIP	IP WLS BF H R ER SO BB IBB HBP BLK WP HR S P ERA WHIP	IP WLS BF H R ER SO BB IBB HBP BLK WP HR S P ERA WHIP	IP WLS BF H R ER SO BB IBB HBP BLK WP HR S P ERA WHIP	IP WLS BF H R ER SO BB IBB HBP BLK WP HR S P ERA WHIP	IP WLS BF H R ER SO BB IBB HBP BLK WP HR S P ERA WHIP
Walt Terrell, R ERA: 5.4 (1,1)	6.2 L	31 8	6 6	4 4	4 4	4 4	0 0	0 0	0 0	0 0	0 0	0 0	0 0	0 0	0 0	0 0	0 0	5.40 1.800
Tom Gorman, L ERA: 4.91 (7,1)	0.1 2	1 0	0 0	0 0	0 0	0 0	0 0	0 0	0 0	0 0	2 2	0.00 3.000						
Doug Sisk, R ERA: 1.93 (8,1)	2.0 6	0 0	0 0	0 1	1 1	0 0	0 0	0 0	0 0	0 0	7 11	0.00 0.500						

St. Louis Cardinals @ New York Mets
Shea Stadium, Flushing, NY
Sat Sep 18 1982, 7:05 PM EDT
Att: 9,900 - Unknown

AB	34
R	6
H	9
RBI	5
BB	5
SO	5
LOB	14



Batter	1	2	3	4	5	6	7	8	9	AB	R	H	RBI	BB	SO	LOB	BOTTOM			
Mookie Wilson, S OBP: 0.316, SLG: 0.371 (1,8)	0-0 G6-4-3 1B		0-0 1B		0-0 FC6-4 1B		0-3 K			4	0	2	0	0	1	1				
Bob Bailor, R OBP: 0.314, SLG: 0.322 (1,6)	0-0 G6-4-3 1B		0-0 1B		0-0 1B				0-0 6-3	4	0	2	0	0	0	1				
George Foster, R OBP: 0.311, SLG: 0.365 (1,7)	0-0 6-3		0-0 G5-4-3 1B		0-3 K				0-0 1B	4	0	1	0	0	1	5				
Dave Kingman, R OBP: 0.293, SLG: 0.464 (1,3)			0-0 F8		0-3 K		0-0 5-3		0-3 K	4	0	0	0	0	2	1				
Rusty Tillman, R OBP: 0.167, SLG: 0.167 (1,9)			0-3 K		0-0 F8		0-0 F8		0-0 3-1	4	0	0	0	0	1	1				
Hubie Brooks, R OBP: 0.305, SLG: 0.323 (1,5)			0-0 6-3		0-0 1B		0-0 1B		0-0 P4	4	0	2	0	0	0	0				
Brian Giles, R OBP: 0.279, SLG: 0.323 (1,4)			0-0 1-3		0-3 K		0-0 6-3		0-0 HR	3	0	0	0	0	1	2				
Gary Rajsich, L OBP: 0.273, SLG: 0.326 (9, PH)										1	1	1	1	0	0	0				
Bruce Bochy, R OBP: 0.424, SLG: 0.690 (1,2)			0-0 HR		0-0 E5 FC1-6		0-3 K		0-0 1-3	3	1	1	1	0	1	0				
Ron Hodges, L OBP: 0.376, SLG: 0.408 (9, PH)										1	0	0	0	0	0	0				
Walt Terrell, L OBP: 0.500, SLG: 0.500 (1,1)			0-0 1B		0-0 FC1-6		0-0 P6		0-0 4-3	2	0	1	0	0	0	1				
Tom Gorman, L Mike Jorgensen, L OBP: 0.355, SLG: 0.327 (7, PH)			1B 1B		0-0 FC6-4					1	0	0	0	0	0	0				
Doug Sisk, R Rusty Staub, L OBP: 0.319, SLG: 0.332 (9, PH)			1B							0	0	0	0	0	0	0				
Inning Stats	R: 0 E: 0 K: 0 S: 3	H: 1 LOB: 0 BB: 0 P: 3	R: 0 E: 0 K: 1 S: 5	H: 0 LOB: 0 BB: 0 P: 5	R: 1 E: 0 K: 0 S: 6	H: 4 LOB: 0 BB: 0 P: 6	R: 0 E: 0 K: 2 S: 8	H: 1 LOB: 1 BB: 0 P: 8	R: 0 E: 0 K: 0 S: 4	H: 1 LOB: 1 BB: 0 P: 4	R: 0 E: 0 K: 2 S: 7	H: 0 LOB: 0 BB: 0 P: 7	R: 0 E: 0 K: 1 S: 6	H: 1 LOB: 1 BB: 0 P: 6	R: 1 E: 0 K: 0 S: 4	H: 1 LOB: 0 BB: 0 P: 4	1B: 8 2B: 0 3B: 0 HR: 2	SF: 0 SAC: 0 DP: 2 HBP: 0	WP: 0 PB: 0 SB: 0 CS: 0	PA: 36
PITCHER	IP WLS BF H R ER SO BB IBB HBP BLK WP HR S P ERA WHIP	IP WLS BF H R ER SO BB IBB HBP BLK WP HR S P ERA WHIP	IP WLS BF H R ER SO BB IBB HBP BLK WP HR S P ERA WHIP	IP WLS BF H R ER SO BB IBB HBP BLK WP HR S P ERA WHIP	IP WLS BF H R ER SO BB IBB HBP BLK WP HR S P ERA WHIP	IP WLS BF H R ER SO BB IBB HBP BLK WP HR S P ERA WHIP	IP WLS BF H R ER SO BB IBB HBP BLK WP HR S P ERA WHIP	IP WLS BF H R ER SO BB IBB HBP BLK WP HR S P ERA WHIP	IP WLS BF H R ER SO BB IBB HBP BLK WP HR S P ERA WHIP	IP WLS BF H R ER SO BB IBB HBP BLK WP HR S P ERA WHIP	IP WLS BF H R ER SO BB IBB HBP BLK WP HR S P ERA WHIP	IP WLS BF H R ER SO BB IBB HBP BLK WP HR S P ERA WHIP	IP WLS BF H R ER SO BB IBB HBP BLK WP HR S P ERA WHIP	IP WLS BF H R ER SO BB IBB HBP BLK WP HR S P ERA WHIP	IP WLS BF H R ER SO BB IBB HBP BLK WP HR S P ERA WHIP	IP WLS BF H R ER SO BB IBB HBP BLK WP HR S P ERA WHIP	IP WLS BF H R ER SO BB IBB HBP BLK WP HR S P ERA WHIP	IP WLS BF H R ER SO BB IBB HBP BLK WP HR S P ERA WHIP		
Jim Kaat, L ERA: 3.75 (1,1)	3.0 W	12 5	1 1	1 6	0 0	0 0	0 0	0 0	0 0	0 0	1 36	3.00 1.667								
Jeff Lahti, R ERA: 3.96 (4,1)	6.0 W	24 5	1 1	1 6	0 0	0 0	0 0	0 0	0 0	0 0	1 36	1.50 0.833								

St. Louis Cardinals @ New York Mets
Shea Stadium, Flushing, NY
Sat Sep 18 1982, 7:05 PM EDT
Att: 9,900 - Unknown

AB	36
R	2
H	10
RBI	2
BB	0
SO	7
LOB	12



Batter	1	2	3	4	5	6	7	8	9	AB	R	H	RBI	BB	SO	LOB	TOP					
Tom Herr, S OBP: 0.331, SLG: 0.309 (1, 4)										4	1	2	0	0	2	0	St. Louis Cardinals @ New York Mets Shea Stadium, Flushing, NY Sun Sep 19 1982, 3:33 AM EDT Att: 9,868 - Unknown livebaseballscorecards.com					
Ken Oberkfell, L OBP: 0.331, SLG: 0.345 (1, 5)										4	0	2	0	0	0	2						
Dane Iorg, L OBP: 0.360, SLG: 0.369 (1, 3)										2	1	1	1	0	1	1						
Lonnie Smith, R OBP: 0.391, SLG: 0.450 (6, PH)										1	0	1	0	0	0	0						
Keith Hernandez, L OBP: 0.396, SLG: 0.421 (8, 3)										0	0	0	0	0	0	0						
George Hendrick, R OBP: 0.316, SLG: 0.436 (1, 9)										4	1	1	0	0	1	3						
Darrell Porter, L OBP: 0.347, SLG: 0.399 (1, 2)										4	0	0	0	0	1	3						
Willie McGee, S OBP: 0.322, SLG: 0.398 (1, 8)										4	0	1	1	0	1	1						
David Green, R OBP: 0.312, SLG: 0.386 (1, 7)										4	0	0	0	0	1	3						
Mike Ramsey, S OBP: 0.312, SLG: 0.317 (1, 6)										3	0	1	0	1	0	1						
John Stuper, R OBP: 0.154, SLG: 0.184 (1, 1)										2	0	0	0	0	1	2						
Doug Bair, R OBP: 0.083, SLG: 0.083 (7, 1)										1	0	0	0	0	1	0						
Inning Stats	R: 0 E: 0 K: 2 S: 8	H: 1 LOB: 1 BB: 0 P: 8	R: 0 E: 1 K: 1 S: 6	H: 0 LOB: 1 BB: 0 P: 6	R: 0 E: 0 K: 1 S: 5	H: 0 LOB: 0 BB: 0 P: 5	R: 2 E: 0 K: 1 S: 8	H: 3 LOB: 2 BB: 1 P: 12	R: 1 E: 0 K: 1 S: 6	H: 2 LOB: 0 BB: 0 P: 6	R: 0 E: 0 K: 1 S: 5	H: 0 LOB: 0 BB: 0 P: 5	R: 0 E: 0 K: 0 S: 4	H: 2 LOB: 1 BB: 0 P: 4	R: 0 E: 0 K: 0 S: 4	H: 1 LOB: 1 BB: 0 P: 4	R: 0 E: 0 K: 2 S: 7	H: 0 LOB: 0 BB: 0 P: 7	1B: 8 2B: 1 3B: 0 HR: 0	SF: 1 SAC: 1 DP: 2 HBP: 0	WP: 0 PB: 0 SB: 1 CS: 1	PA: 36
PITCHER	IP WLS BF H R ER SO BB IBB HBP BLK WP HR S P ERA WHIP	7.0 L 29 8 3 3 7 0 1 0 0 0 0 42 46 3.86 1.143	2.0 7 1 0 0 2 0 0 0 0 0 0 0 11 11 0.00 0.500																			

Batter	1	2	3	4	5	6	7	8	9	AB	R	H	RBI	BB	SO	LOB	BOTTOM			
Mookie Wilson, S OBP: 0.316, SLG: 0.372 (1, 8)										4	0	1	0	0	1	3	St. Louis Cardinals @ New York Mets Shea Stadium, Flushing, NY Sun Sep 19 1982, 3:33 AM EDT Att: 9,868 - Unknown livebaseballscorecards.com			
Bob Bailor, R OBP: 0.313, SLG: 0.319 (1, 5)										3	0	0	0	1	0	0				
Rusty Staub, L OBP: 0.318, SLG: 0.335 (1, 7)										4	0	1	0	0	0	2				
Dave Kingman, R OBP: 0.291, SLG: 0.460 (1, 3)										4	0	0	0	0	2	1				
Gary Rajsich, L OBP: 0.280, SLG: 0.338 (1, 9)										4	1	2	0	0	1	0				
Ron Hodges, L OBP: 0.380, SLG: 0.407 (1, 2)										3	0	1	0	1	0	1				
Brian Giles, R OBP: 0.269, SLG: 0.309 (1, 4)										4	0	0	0	0	1	4				
Ron Gardenhire, R OBP: 0.276, SLG: 0.290 (1, 6)										2	0	0	0	0	0	0				
Mike Jorgensen, L OBP: 0.369, SLG: 0.333 (7, PH)										1	0	1	1	0	0	0				
Hubie Brooks, R OBP: 0.305, SLG: 0.323 (8, 5)										0	0	0	0	0	0	0				
Pat Zachry, R OBP: 0.103, SLG: 0.079 (1, 1)										2	0	1	0	0	0	0				
George Foster, R OBP: 0.311, SLG: 0.364 (7, PH)										1	0	0	0	0	0	2				
Jesse Orosco, R OBP: 0.083, SLG: 0.083 (8, 1)										0	0	0	0	0	0	0				
Inning Stats	R: 0 E: 0 K: 1 S: 6	H: 1 LOB: 1 BB: 0 P: 6	R: 0 E: 0 K: 0 S: 2	H: 0 LOB: 0 BB: 1 P: 6	R: 0 E: 0 K: 0 S: 4	H: 1 LOB: 1 BB: 0 P: 4	R: 0 E: 0 K: 0 S: 4	H: 1 LOB: 1 BB: 0 P: 4	R: 0 E: 0 K: 1 S: 5	H: 0 LOB: 0 BB: 0 P: 5	R: 1 E: 0 K: 0 S: 6	H: 3 LOB: 2 BB: 0 P: 6	R: 0 E: 0 K: 1 S: 5	H: 0 LOB: 0 BB: 0 P: 5	R: 0 E: 0 K: 2 S: 7	H: 0 LOB: 0 BB: 0 P: 7	1B: 4 2B: 4 3B: 0 HR: 0	SF: 0 SAC: 0 DP: 1 HBP: 0	WP: 0 PB: 0 SB: 0 CS: 1	PA: 35
PITCHER	IP WLS BF H R ER SO BB IBB HBP BLK WP HR S P ERA WHIP	6.1 W 26 7 1 1 2 2 0 0 0 0 0 28 36 1.42 1.421	2.2 S 8 0 0 0 3 0 0 0 0 0 0 14 14 0.00 0.000																	

Batter	1	2	3	4	5	6	7	8	9	AB	R	H	RBI	BB	SO	LOB	TOP					
Tim Raines, S (1.7) X	0-0 4-3 ①		0-0 E4 SF8		0-0 1B		0-0 6-3 ②			4	1	1	0	0	0	2	Montreal Expos @ New York Mets Shea Stadium, Flushing, NY Tue Sep 21 1982, 3:38 AM EDT Att: 2,251 - Unknown					
Mike Phillips, L (1.4) S	0-3 K ②		0-0 SF8 ①		0-3 K ③		0-3 K ③			3	0	0	1	0	3	2						
Andre Dawson, R (1.8) X	0-0 5-3 ③		0-0 K ②			0-0 1B 3B		0-0 F9 ①		4	1	1	0	0	1	0						
Al Oliver, L (1.3) X		0-0 F7 ①	0-3 K ③			0-0 FC3-6 1B		0-0 P6 ②		4	0	1	1	0	1	0						
Tim Wallach, R (1.5) S	0-3 K ②			0-0 1B ①		0-0 F8 ①		0-0 E6 1B		4	0	2	0	0	1	1						
Warren Cromartie, L (1.9) X	0-0 F9 ③			0-0 P6 ②		0-0 FC3-6 1-2		0-0 E6 ③		4	0	0	0	0	0	2						
Chris Speier, R (1.6) X			0-0 HR	0-0 4-3 ③		0-0 F8 ③			0-0 F8 ①	4	1	1	1	0	0	1						
Tim Blackwell, S (1.2) X			0-0 2B 3B		0-0 4-3 ①		0-0 E6 SH1-4 1B		0-3 K ②	4	1	2	0	0	1	0						
Scott Sanderson, R (1.1) X			0-0 E 2B 3H		0-3 K ②		0-0 SH1-4 2-3		0-3 K ③	3	1	1	1	0	2	0						
Inning Stats	R: 0 E: 0 K: 1 S: 5	H: 0 LOB: 0 BB: 0 P: 5	R: 0 E: 0 K: 1 S: 5	H: 0 LOB: 0 BB: 0 P: 5	R: 4 E: 1 K: 2 S: 11	H: 3 LOB: 0 BB: 0 P: 11	R: 0 E: 0 K: 0 S: 3	H: 1 LOB: 0 BB: 0 P: 3	R: 0 E: 0 K: 2 S: 8	H: 1 LOB: 1 BB: 0 P: 8	R: 1 E: 0 K: 0 S: 5	H: 2 LOB: 1 BB: 0 P: 5	R: 0 E: 1 K: 0 S: 6	H: 1 LOB: 1 BB: 0 P: 6	R: 0 E: 1 K: 0 S: 4	H: 1 LOB: 1 BB: 0 P: 4	R: 0 E: 0 K: 2 S: 7	H: 0 LOB: 0 BB: 0 P: 7	1B: 5 2B: 1 3B: 2 HR: 1	SF: 1 SAC: 1 DP: 0 HBP: 0	WP: 0 PB: 0 SB: 2 CS: 0	PA: 36
PITCHER	IP WLS BF H R ER SO BB IBB HBP BLK WP HR S P ERA WHIP																					
Craig Swan, R (1.1) ERA: 3.49	6.0 L 25 7 5 4 6 0 0 0 0 0 0 1 37 37 6.00 1.167																					
Tom Gorman, L (7.1) ERA: 3.99	0.0 0 0 0 0 0 0 0 0 0 0 0 0 0 0 ∞ ∞																					
Terry Leach, R (9.1) ERA: 5.67	1.0 3 0 0 0 2 0 0 0 0 0 0 0 7 7 0.00 0.000																					

AB	34
R	5
H	9
RBI	4
BB	0
SO	9
LOB	8



Batter	1	2	3	4	5	6	7	8	9	AB	R	H	RBI	BB	SO	LOB	BOTTOM							
Mookie Wilson, S (1.8) X	0-0 F8 ①		0-0 CS 1B			0-0 F8 ③			0-3 K ①	4	0	1	0	0	1	0	Montreal Expos @ New York Mets Shea Stadium, Flushing, NY Tue Sep 21 1982, 3:38 AM EDT Att: 2,251 - Unknown							
Bob Bailor, R (1.4) X	0-0 6-3 ②		0-0 CS 1B	0-0 5-3 ①					0-0 K ②	4	0	2	0	0	0	0								
Mike Howard, S (9. PR) X			0-0 CS 1-2						0-0 K ①	0	0	0	0	0	0	0								
Rusty Staub, L (1.9) X	0-0 L4 ③			0-0 P6 ②		0-0 FC5-4 1B			0-0 F9 ②	4	0	0	0	0	0	2								
Dave Kingman, R (1.3) X		0-0 F9 ①		0-0 5-3 ③		0-0 G5-4-3 1-2			0-0 F7 ③	4	0	0	0	0	0	2								
George Foster, R (1.7) X		0-0 F7 ②			0-0 1-6-3 ①				0-0 1B 2B	3	1	1	0	0	0	0								
Hubie Brooks, R (1.5) X		0-0 2B			0-0 F9 ②				0-0 1-3 ①	3	0	1	0	0	0	1								
Ron Gardenhire, R (1.6) X		0-0 P5 ③			0-0 F8 ③				0-0 F7 ②	2	0	0	0	0	0	1								
Mike Jorgensen, L (6. PH) X									0-0 F7 ①	1	0	0	0	0	0	1								
Brian Giles, R (9.4) X									0-0 F7 ①	0	0	0	0	0	0	0								
Bruce Bochy, R (1.2) X			0-0 F7 ①			0-0 4-3 ①			0-0 FC4-6 1B	3	0	1	1	0	0	0								
Craig Swan, R (1.1) X					0-0 4-3 ②				0-0 FC4-6 1B	1	0	0	0	0	0	0								
Gary Rajsch, L (6. PH) X						0-0 K ②			0-0 FC4-6 1-2	1	0	0	0	0	1	0								
Tom Gorman, L (7.1) X									0-0 FC4-6 1-2	0	0	0	0	0	0	0								
Rusty Tillman, R (6. PH) X									0-0 FC4-6 1-2	1	0	0	0	0	1	0								
Terry Leach, R (9.1) X									0-0 FC4-6 1-2	0	0	0	0	0	0	0								
Inning Stats	R: 0 E: 0 K: 0 S: 3	H: 0 LOB: 0 BB: 0 P: 3	R: 0 E: 0 K: 0 S: 4	H: 1 LOB: 0 BB: 0 P: 4	R: 0 E: 0 K: 0 S: 3	H: 1 LOB: 0 BB: 0 P: 3	R: 0 E: 0 K: 0 S: 3	H: 0 LOB: 0 BB: 0 P: 3	R: 0 E: 0 K: 0 S: 3	H: 0 LOB: 0 BB: 0 P: 3	R: 0 E: 0 K: 1 S: 5	H: 0 LOB: 0 BB: 0 P: 5	R: 0 E: 0 K: 0 S: 3	H: 1 LOB: 0 BB: 0 P: 3	R: 1 E: 0 K: 0 S: 5	H: 2 LOB: 1 BB: 0 P: 5	R: 0 E: 0 K: 0 S: 6	H: 1 LOB: 1 BB: 0 P: 6	R: 0 E: 0 K: 1 S: 6	H: 1 LOB: 1 BB: 0 P: 6	1B: 4 2B: 2 3B: 0 HR: 0	SF: 0 SAC: 0 DP: 1 HBP: 0	WP: 0 PB: 0 SB: 0 CS: 1	PA: 32
PITCHER	IP WLS BF H R ER SO BB IBB HBP BLK WP HR S P ERA WHIP																							
Scott Sanderson, R (1.1) ERA: 3.47	9.0 W 31 6 1 1 2 0 0 0 0 0 0 0 35 35 1.00 0.667																							

AB	31
R	1
H	6
RBI	1
BB	0
SO	2
LOB	8



Batter	1	2	3	4	5	6	7	8	9	AB	R	H	RBI	BB	SO	LOB	TOP									
Mookie Wilson, S OBP: 0.315, SLG: 0.375 (1, 8)	F9		S 2B	K			E2 3B			4	2	2	0	0	1	0										
Ron Hodges, L OBP: 0.373, SLG: 0.398 (1, 2)	F9		F5		P5		3-1			4	0	0	0	0	0	1										
George Foster, R OBP: 0.307, SLG: 0.363 (1, 7)	4-3		2B		G3		1-3			4	1	1	1	0	0	0										
Dave Kingman, R OBP: 0.293, SLG: 0.456 Mike Jorgensen, L OBP: 0.329, SLG: 0.327 (8, 3)		6-3	FC6-4 2B		2B		6-3			4	1	2	1	0	0	0										
Gary Rajsich, L OBP: 0.296, SLG: 0.345 Mike Howard, S OBP: 0.320, SLG: 0.158 (8, 9)		E5 1B	FC6-4 BB		1B		CS 1B			3	1	2	1	1	0	0										
Hubie Brooks, R OBP: 0.306, SLG: 0.321 (1, 5)		1B	FC6-4 2B		1B		K			3	0	1	0	1	1	3										
Ron Gardenhire, R OBP: 0.281, SLG: 0.306 (1, 6)		1B	4-3		G4-6-3		6-3			4	0	1	1	0	0	3										
Brian Giles, R OBP: 0.269, SLG: 0.327 (1, 4)		1B	4-3		F2		K			4	0	1	0	0	1	0										
Ed Lynch, R Doug Sisk, R Jesse Orosco, R OBP: 0.077, SLG: 0.077 (8, 1)		FC5-4			K		G3			3	0	0	0	0	1	2										
Inning Stats	R: 0 E: 0 K: 0 S: 3	H: 0 LOB: 0 BB: 0 P: 3	R: 1 E: 1 K: 0 S: 5	H: 2 LOB: 2 BB: 1 P: 9	R: 2 E: 0 K: 0 S: 6	H: 3 LOB: 2 BB: 1 P: 10	R: 0 E: 0 K: 2 S: 7	H: 0 LOB: 0 BB: 0 P: 7	R: 1 E: 0 K: 0 S: 4	H: 2 LOB: 1 BB: 0 P: 4	R: 0 E: 0 K: 0 S: 3	H: 1 LOB: 0 BB: 0 P: 3	R: 1 E: 1 K: 0 S: 4	H: 1 LOB: 0 BB: 0 P: 4	R: 0 E: 0 K: 1 S: 5	H: 1 LOB: 0 BB: 0 P: 5	R: 0 E: 0 K: 1 S: 5	H: 0 LOB: 0 BB: 0 P: 5	1B: 5 2B: 4 3B: 1 HR: 0	SF: 0 SAC: 0 DP: 1 HBP: 0	WP: 0 PB: 0 SB: 1 CS: 1	PA: 36				
PITCHER	IP	WLS	BF	H	R	ER	SO	BB	IBB	HBP	BLK	WP	HR	S	P	ERA	WHIP									
Doug Bird, R ERA: 5.26 Mike Proly, R ERA: 2.34	(1, 1)	7.0	L	30	9	5	4	2	2	0	0	0	0	0	32	40	5.14	1.571								
(8, 1)	2.0	6	1	0	0	0	2	0	0	0	0	0	0	10	10	0.00	0.500									

New York Mets @ Chicago Cubs
Wrigley Field, Chicago, IL
Thu Sep 23 1982, 3:33 AM CDT
Att: 4,344 - Sunny - 66 F

AB 34
R 5
H 10
RBI 4
BB 2
SO 4
LOB 9



Batter	1	2	3	4	5	6	7	8	9	AB	R	H	RBI	BB	SO	LOB	BOTTOM									
23 Ryne Sandberg, R OBP: 0.305, SLG: 0.364 (1, 4)	P6			K			FC6-4 CS		F8	5	0	0	0	0	2	5										
Mel Hall, L OBP: 0.291, SLG: 0.294 (1, 8)	2B		F7		G3		CS		1B HBP	4	1	2	0	0	0	0										
Bill Buckner, L OBP: 0.344, SLG: 0.437 (1, 3)	F7		L9		P6				HBP BB G4-6-3	4	1	1	0	0	0	1										
Leon Durham, L OBP: 0.383, SLG: 0.526 (1, 9)	F7		P4		F7				G4-6-3 HBP BB	3	0	0	0	1	0	1										
Keith Moreland, R OBP: 0.332, SLG: 0.417 (1, 2)		1B 3B		6-3			F8		G4-6-3 HBP	3	1	1	1	0	0	0										
Jay Johnstone, L OBP: 0.347, SLG: 0.414 Jerry Morales, R OBP: 0.325, SLG: 0.439 (8, FH)		P6		1B BB			P4		G4-6-3	2	1	0	0	1	0	1										
Pat Tabler, R OBP: 0.342, SLG: 0.439 (1, 5)		P4		1B			P4		5-3	4	0	1	0	0	0	2										
Scott Fletcher, R OBP: 0.500, SLG: 0.250 Steve Henderson, R OBP: 0.293, SLG: 0.339 (8, FH)		1B BB		1B			F8		K	2	0	1	1	1	0	0										
Doug Bird, R OBP: 0.157, SLG: 0.176 Bump Willis, S OBP: 0.349, SLG: 0.385 Mike Proly, R OBP: 0.273, SLG: 0.364 Junior Kennedy, R OBP: 0.281, SLG: 0.266 (8, FH)		1B		1B			F8		K	2	0	1	1	0	1	2										
Inning Stats	R: 0 E: 0 K: 0 S: 4	H: 1 LOB: 1 BB: 0 P: 4	R: 1 E: 0 K: 1 S: 7	H: 2 LOB: 2 BB: 1 P: 11	R: 0 E: 0 K: 0 S: 3	H: 0 LOB: 0 BB: 0 P: 3	R: 1 E: 0 K: 2 S: 9	H: 2 LOB: 2 BB: 1 P: 13	R: 0 E: 0 K: 0 S: 3	H: 0 LOB: 0 BB: 0 P: 3	R: 0 E: 0 K: 0 S: 2	H: 0 LOB: 0 BB: 1 P: 6	R: 2 E: 0 K: 0 S: 4	H: 2 LOB: 1 BB: 1 P: 9	R: 0 E: 0 K: 2 S: 7	H: 0 LOB: 0 BB: 0 P: 7	1B: 5 2B: 1 3B: 1 HR: 0	SF: 0 SAC: 0 DP: 1 HBP: 1	WP: 0 PB: 0 SB: 0 CS: 1	PA: 38						
PITCHER	IP	WLS	BF	H	R	ER	SO	BB	IBB	HBP	BLK	WP	HR	S	P	ERA	WHIP									
Ed Lynch, R ERA: 3.54 Doug Sisk, R ERA: 1.5 Jesse Orosco, L ERA: 2.66	(1, 1)	7.0	W	31	7	4	4	3	4	0	0	0	0	0	33	49	5.14	1.571								
(8, 1)	0.0	1	0	0	0	0	0	0	0	1	0	0	0	0	1	∞	∞									
(8, 1)	2.0	S	5	0	0	0	2	0	0	0	0	0	0	9	9	0.00	0.000									

New York Mets @ Chicago Cubs
Wrigley Field, Chicago, IL
Thu Sep 23 1982, 3:33 AM CDT
Att: 4,344 - Sunny - 66 F

AB 32
R 4
H 7
RBI 3
BB 4
SO 5
LOB 14




Batter	1	2	3	4	5	6	7	8	9	AB	R	H	RBI	BB	SO	LOB	TOP			
Gary Maddox, R OBP: 0.303, SLG: 0.422	F9		2B		2B		F8		FC6-4	5	0	2	0	0	0	1	Philadelphia Phillies @ New York Mets Shea Stadium, Flushing, NY Fri Sep 24 1982, 7:05 PM EDT Att: 7,661 - Unknown			
Pete Rose, S OBP: 0.343, SLG: 0.341	4-3		K		BB				FC6-4	4	0	2	0	1	1					
Gary Matthews, R OBP: 0.355, SLG: 0.437					L7				FC6-4	4	1	1	0	1	0	4				
Bob Dernier, R OBP: 0.316, SLG: 0.320				G6-3	BB		F9		FC6-4	0	0	0	0	0	0	0				
Mike Schmidt, R OBP: 0.416, SLG: 0.570	P5			G6-3	BB	WP	F9			2	1	0	0	2	0	2				
Bo Diaz, R OBP: 0.332, SLG: 0.449		6-3		G6-3		F3		F9		4	0	0	0	0	0	3				
George Vukovich, L OBP: 0.339, SLG: 0.400	F5			E3				6-3		4	0	1	1	0	0	0				
Manny Trillo, R OBP: 0.315, SLG: 0.317	6-3			F9		5-3				4	0	1	0	0	0	2				
Ivan De Jesus, R OBP: 0.311, SLG: 0.316			F9		F8			P6		3	0	0	0	1	0	1				
Mike Krukow, R OBP: 0.181, SLG: 0.194			K		6-3		4-3			3	0	0	0	0	1	2				
Ron Reed, R OBP: 0.400, SLG: 0.417								FC6-4		1	0	1	0	0	0	0				
Inning Stats	R: 0 E: 0 K: 0 S: 4	H: 1 LOB: 1 BB: 0 P: 4	R: 0 E: 0 K: 0 S: 3	H: 0 LOB: 0 BB: 0 P: 3	R: 0 E: 0 K: 2 S: 8	H: 1 LOB: 1 BB: 0 P: 8	R: 1 E: 1 K: 0 S: 3	H: 0 LOB: 1 BB: 2 P: 11	R: 0 E: 0 K: 0 S: 4	H: 1 LOB: 2 BB: 1 P: 8	R: 1 E: 0 K: 0 S: 4	H: 1 LOB: 1 BB: 0 P: 4	R: 0 E: 0 K: 0 S: 4	H: 1 LOB: 1 BB: 0 P: 4	R: 0 E: 0 K: 0 S: 4	H: 2 LOB: 1 BB: 0 P: 4	1B: 6 2B: 2 3B: 0 HR: 0	SF: 0 SAC: 0 DP: 1 HBP: 0	WP: 1 PB: 1 SB: 3 CS: 1	PA: 39
PITCHER	IP WLS BF H R ER SO BB IBB HBP BLK WP HR S P ERA WHIP																			
Walt Terrell, R ERA: 3.29	(1, 1) 7.0 L 31 5 2 1 2 4 1 0 0 0 1 0 30 50 1.29 1.286																			
Terry Leach, R ERA: 5.35	(8, 1) 2.0 8 3 0 0 0 0 0 0 0 0 0 0 8 8 0.00 1.500																			

Batter	1	2	3	4	5	6	7	8	9	AB	R	H	RBI	BB	SO	LOB	BOTTOM			
Mookie Wilson, S OBP: 0.313, SLG: 0.372	F7		F7		K		6-3		F7	5	0	0	0	0	1	3	Philadelphia Phillies @ New York Mets Shea Stadium, Flushing, NY Fri Sep 24 1982, 7:05 PM EDT Att: 7,661 - Unknown			
Ron Hodges, L OBP: 0.370, SLG: 0.394	5-3		K			BB	4-3		K	5	0	1	0	0	2	3				
George Foster, R OBP: 0.310, SLG: 0.367										2	0	1	0	1	1	1				
Dave Kingman, R OBP: 0.292, SLG: 0.453	F7		K					FC5-2		3	0	0	0	1	1	4				
Gary Rajsich, L OBP: 0.308, SLG: 0.352										3	0	2	0	1	0	1				
Hubie Brooks, R OBP: 0.306, SLG: 0.318										3	0	0	0	1	2	5				
Ron Gardenhire, R OBP: 0.279, SLG: 0.305										2	0	0	0	0	1	2				
Rusty Staub, L OBP: 0.311, SLG: 0.327										1	0	0	0	0	0	3				
Mike Howard, S OBP: 0.346, SLG: 0.350										1	1	1	1	0	0	0				
Brian Giles, R OBP: 0.260, SLG: 0.315										4	0	0	0	0	0	1				
Walt Terrell, L OBP: 0.500, SLG: 0.500										2	0	1	0	0	1	0				
Rusty Tillman, R OBP: 0.250, SLG: 0.375										1	0	1	0	0	0	0				
Terry Leach, R OBP: 0.167, SLG: 0.167										0	0	0	0	0	0	0				
Mike Jorgensen, L OBP: 0.364, SLG: 0.333										1	0	1	0	0	0	0				
John Stearns, R OBP: 0.348, SLG: 0.415										0	0	0	0	0	0	0				
Inning Stats	R: 0 E: 0 K: 0 S: 3	H: 0 LOB: 1 BB: 0 P: 4	R: 0 E: 0 K: 0 S: 3	H: 1 LOB: 1 BB: 1 P: 7	R: 0 E: 0 K: 2 S: 8	H: 1 LOB: 2 BB: 1 P: 12	R: 0 E: 0 K: 2 S: 7	H: 1 LOB: 0 BB: 0 P: 7	R: 0 E: 0 K: 2 S: 7	H: 1 LOB: 0 BB: 0 P: 7	R: 0 E: 0 K: 2 S: 4	H: 1 LOB: 1 BB: 0 P: 4	R: 0 E: 0 K: 0 S: 4	H: 1 LOB: 1 BB: 0 P: 4	R: 1 E: 0 K: 1 S: 7	H: 2 LOB: 1 BB: 0 P: 7	1B: 5 2B: 1 3B: 1 HR: 1	SF: 0 SAC: 0 DP: 1 HBP: 1	WP: 0 PB: 0 SB: 0 CS: 1	PA: 38
PITCHER	IP WLS BF H R ER SO BB IBB HBP BLK WP HR S P ERA WHIP																			
Mike Krukow, R ERA: 3.12	(1, 1) 7.0 W 30 6 0 0 8 4 0 1 0 0 0 0 41 58 0.00 1.429																			
Ron Reed, R ERA: 2.69	(8, 1) 2.0 S 8 2 1 1 1 0 0 0 0 0 1 10 10 4.50 1.000																			


Batter	1	2	3	4	5	6	7	8	9	AB	R	H	RBI	BB	SO	LOB	TOP			
Greg Gross, L (1.9) OBP: 0.375, SLG: 0.328	0-0 4-3		0-0 4-3			0-0 G6-3		0-0 4-3		4	0	0	0	0	0	1	Philadelphia Phillies @ New York Mets Shea Stadium, Flushing, NY Sat Sep 25 1982, 3:33 AM EDT Att: 8,870 - Unknown			
Pete Rose, S (1.3) OBP: 0.343, SLG: 0.340	0-0 F7			0-0 F8		0-0 F8		0-0 1B		4	0	1	0	0	0	0				
Gary Matthews, R (1.7) OBP: 0.356, SLG: 0.438	0-0 6-3			0-0 1B		0-0 1B		0-0 F8		4	0	2	0	0	0	1				
Mike Schmidt, R (1.5) OBP: 0.415, SLG: 0.567		0-3 K		0-0 F7		0-0 1B		0-0 P4		4	0	1	0	0	1	1				
Garry Maddox, R (1.8) OBP: 0.303, SLG: 0.420		0-0 5-3		0-0 F9		0-0 E6		0-0 1B		4	0	1	0	0	0	3				
Ozzie Virgil, R (1.2) OBP: 0.312, SLG: 0.430		0-0 HR			0-0 L8		0-0 P5	0-0 L8		4	1	1	1	0	0	4				
Manny Trillo, R (1.4) OBP: 0.313, SLG: 0.315		0-0 L5			0-0 L9		0-0 F2	0-0 1-3		4	0	0	0	0	0	4				
Ivan De Jesus, R (1.6) OBP: 0.309, SLG: 0.315			0-3 K		0-0 5-3		0-0 F3			2	0	0	0	0	1	0				
Bob Molinaro, L (7. PH) OBP: 0.292, SLG: 0.250										1	0	0	0	0	0	3				
Luis Aguayo, R (7.6) OBP: 0.239, SLG: 0.395										0	0	0	0	0	0	0				
Steve Carlton, L (1.1) OBP: 0.232, SLG: 0.337										2	0	1	0	0	0	0				
George Vukovich, L (8. PH) OBP: 0.339, SLG: 0.399										1	0	0	0	0	0	0				
Porfi Altamirano, R (8.1) OBP: 0.250, SLG: 0.250						0-0 G6-3 1B		0-0 4-3		0	0	0	0	0	0	0				
Inning Stats	R: 0 E: 0 K: 0 S: 3	H: 0 LOB: 0 BB: 0 P: 3	R: 1 E: 0 K: 1 S: 6	H: 1 LOB: 0 BB: 0 P: 6	R: 0 E: 0 K: 1 S: 5	H: 0 LOB: 0 BB: 0 P: 5	R: 0 E: 0 K: 0 S: 4	H: 1 LOB: 1 BB: 0 P: 4	R: 0 E: 0 K: 0 S: 3	H: 0 LOB: 0 BB: 0 P: 3	R: 0 E: 1 K: 0 S: 6	H: 2 LOB: 3 BB: 0 P: 6	R: 0 E: 0 K: 0 S: 4	H: 1 LOB: 1 BB: 0 P: 4	R: 0 E: 0 K: 0 S: 4	H: 1 LOB: 1 BB: 0 P: 4	1B: 6 2B: 0 3B: 0 HR: 1	SF: 0 SAC: 0 DP: 1 HBP: 0	WP: 0 PB: 0 SB: 0 CS: 0	PA: 34
PITCHER Craig Swan, R (1.1) ERA: 3.35	IP: 9.0 WLS: W BF: 34 H: 7 R: 1 ER: 1 SO: 2 BB: 0 IBB: 0 HBP: 0 BLK: 0 WP: 0 HR: 1 S: 38 P: 38 ERA: 1.00 WHIP: 0.778																			

Batter	1	2	3	4	5	6	7	8	9	AB	R	H	RBI	BB	SO	LOB	BOTTOM			
Mookie Wilson, S (1.8) OBP: 0.313, SLG: 0.371	0-3 K		0-0 5-3		0-0 G3			0-0 SH2-4 1B		4	0	1	0	0	1	0	Philadelphia Phillies @ New York Mets Shea Stadium, Flushing, NY Sat Sep 25 1982, 3:33 AM EDT Att: 8,870 - Unknown			
Ron Gardenhire, R (1.6) OBP: 0.282, SLG: 0.308	0-0 1B		0-0 CS 1B		0-3 K		0-0 SH2-4			3	0	2	0	0	1	0				
George Foster, R (1.7) OBP: 0.308, SLG: 0.364	0-3 K		0-3 K		0-3 K		0-3 K			4	0	0	0	0	4	3				
Mike Howard, S (9.7) OBP: 0.346, SLG: 0.350	0-0 K		0-0 K		0-0 K		0-0 L6			0	0	0	0	0	0	0				
Dave Kingman, R (1.3) OBP: 0.292, SLG: 0.451	0-0 F7			4-0 1B BB		0-3 K		0-0 L6		3	1	0	0	1	1	2				
Mike Jorgensen, L (9.3) OBP: 0.304, SLG: 0.333										0	0	0	0	0	0	0				
Ellis Valentine, R (1.9) OBP: 0.287, SLG: 0.396		0-0 E7 2B 1B		0-0 1B 1-2 1B		0-0 6-3		0-0 L6		3	1	2	0	0	0	0				
Hubie Brooks, R (1.5) OBP: 0.306, SLG: 0.319		0-0 5-3		0-0 1-3 2H 1B		0-0 5-3		0-0 L6		3	0	1	1	0	0	1				
Brian Giles, R (1.4) OBP: 0.262, SLG: 0.325		0-0 2H 2B		0-3 K		0-0 5-3		0-0 L6		3	0	1	1	0	1	2				
Bruce Bochy, R (1.2) OBP: 0.372, SLG: 0.564		0-0 6-3		0-3 K		0-0 K		0-0 L7		3	0	0	0	0	1	3				
Craig Swan, R (1.1) OBP: 0.294, SLG: 0.273		0-3 K		0-3 K		0-3 K		0-3 K		3	0	0	0	0	3	3				
Inning Stats	R: 0 E: 0 K: 2 S: 8	H: 1 LOB: 1 BB: 0 P: 8	R: 1 E: 1 K: 1 S: 7	H: 2 LOB: 1 BB: 0 P: 7	R: 0 E: 0 K: 1 S: 5	H: 1 LOB: 0 BB: 0 P: 5	R: 1 E: 0 K: 3 S: 11	H: 2 LOB: 2 BB: 1 P: 15	R: 0 E: 0 K: 2 S: 7	H: 0 LOB: 0 BB: 0 P: 7	R: 0 E: 0 K: 1 S: 5	H: 0 LOB: 0 BB: 0 P: 5	R: 0 E: 0 K: 1 S: 5	H: 0 LOB: 0 BB: 0 P: 5	R: 0 E: 0 K: 1 S: 6	H: 1 LOB: 1 BB: 0 P: 6	1B: 6 2B: 1 3B: 0 HR: 0	SF: 0 SAC: 1 DP: 0 HBP: 0	WP: 0 PB: 0 SB: 0 CS: 1	PA: 31
PITCHER Steve Carlton, L (1.1) ERA: 3.27	IP: 7.0 WLS: L BF: 27 H: 6 R: 2 ER: 2 SO: 11 BB: 1 IBB: 0 HBP: 0 BLK: 0 WP: 0 HR: 0 S: 48 P: 52 ERA: 2.57 WHIP: 1.000																			
PITCHER Porfi Altamirano, R (8.1) ERA: 4.46	IP: 1.0 WLS: L BF: 4 H: 1 R: 0 ER: 0 SO: 1 BB: 0 IBB: 0 HBP: 0 BLK: 0 WP: 0 HR: 0 S: 6 P: 6 ERA: 0.00 WHIP: 1.000																			

AB 34
R 1
H 7
RBI 1
BB 0
SO 2
LOB 17



AB 29
R 2
H 7
RBI 2
BB 1
SO 12
LOB 14



Batter	1	2	3	4	5	6	7	8	9	AB	R	H	RBI	BB	SO	LOB	TOP					
Gary Maddox, R OBP: 0.306, SLG: 0.425 (1, 8)										5	0	3	0	0	1	3	Philadelphia Phillies @ New York Mets Shea Stadium, Flushing, NY Sun Sep 26 1982, 3:33 AM EDT Att: 16,384 - Unknown					
Pete Rose, S OBP: 0.345, SLG: 0.340 (1, 3)										3	1	1	1	2	0	2						
Gary Matthews, R OBP: 0.354, SLG: 0.438 (1, 7)										4	1	1	1	0	0	4						
Mike Schmidt, R OBP: 0.413, SLG: 0.562 (1, 5)										4	0	0	0	1	1	5						
George Vukovich, L OBP: 0.333, SLG: 0.393 (1, 9)										5	0	0	1	0	1	7						
Ozzie Virgil, R OBP: 0.309, SLG: 0.416 (9, PH)										3	0	0	0	1	2	0						
Greg Gross, L OBP: 0.372, SLG: 0.326 (9, PH)										1	0	0	0	0	1	0						
Luis Aguayo, R OBP: 0.309, SLG: 0.435 (9, PH)										3	1	3	1	1	0	0						
Willie Montanez, L OBP: 0.280, SLG: 0.239 (9, PH)										1	0	0	0	0	0	0						
Ivan De Jesus, R OBP: 0.309, SLG: 0.313 (1, 6)										3	1	0	0	1	2	5						
John Denny, R OBP: 0.400, SLG: 0.250 (7, PH)										2	0	0	0	1	0	1						
Bob Molinaro, L OBP: 0.279, SLG: 0.247 (7, PH)										1	0	0	0	0	0	1						
Ed Farmer, R (7, 1)										0	0	0	0	0	0	0						
Tug McGraw, R (7, 1)										0	0	0	0	0	0	0						
Inning Stats	R: 2 E: 0 K: 1 S: 7	H: 2 LOB: 3 BB: 3 P: 19	R: 0 E: 0 K: 0 S: 4	H: 1 LOB: 1 BB: 0 P: 4	R: 0 E: 0 K: 2 S: 7	H: 0 LOB: 0 BB: 0 P: 7	R: 2 E: 1 K: 1 S: 7	H: 1 LOB: 3 BB: 3 P: 19	R: 0 E: 0 K: 1 S: 6	H: 1 LOB: 2 BB: 1 P: 6	R: 0 E: 0 K: 0 S: 4	H: 1 LOB: 1 BB: 0 P: 8	R: 0 E: 0 K: 1 S: 6	H: 1 LOB: 1 BB: 0 P: 6	R: 0 E: 0 K: 0 S: 4	H: 1 LOB: 0 BB: 0 P: 7	R: 0 E: 0 K: 2 S: 7	H: 0 LOB: 0 BB: 0 P: 7	1B: 6 2B: 2 3B: 0 HR: 0	SF: 1 SAC: 0 DP: 0 HBP: 0	WP: 0 PB: 0 SB: 1 CS: 0	PA: 43
PITCHER	IP WLS BF H R ER SO BB IBB HBP BLK WP HR S P ERA WHIP																					
Rick Ownbey, R ERA: 3.75 (1, 1)	4.0	23	4	4	4	4	6	0	0	0	0	0	0	25	49	9.00	2.500					
Pat Zachry, R ERA: 4.01 (5, 1)	2.0	9	2	0	0	1	1	0	0	0	0	0	0	10	14	0.00	1.500					
Charlie Puleo, R ERA: 4.47 (7, 1)	3.0	W 11	2	0	0	3	0	0	0	0	0	0	0	17	17	0.00	0.667					

AB	35
R	4
H	8
RBI	4
BB	7
SO	8
LOB	28



Batter	1	2	3	4	5	6	7	8	9	AB	R	H	RBI	BB	SO	LOB	BOTTOM				
Mike Howard, S OBP: 0.323, SLG: 0.292 (8, 7)										4	1	0	0	1	1	1	Philadelphia Phillies @ New York Mets Shea Stadium, Flushing, NY Sun Sep 26 1982, 3:33 AM EDT Att: 16,384 - Unknown				
Ron Gardenhire, R OBP: 0.286, SLG: 0.312 (1, 6)										5	1	3	0	0	0	0					
Ellis Valentine, R OBP: 0.289, SLG: 0.399 (1, 9)										5	1	2	1	0	1	1					
Dave Kingman, R OBP: 0.292, SLG: 0.448 (1, 3)										3	0	0	0	1	2	4					
Mike Jorgensen, L OBP: 0.304, SLG: 0.333 (9, 3)										0	0	0	0	0	0	0					
Gary Rajsich, L OBP: 0.308, SLG: 0.347 (7, PH)										2	1	0	0	1	1	3					
Mookie Wilson, S OBP: 0.314, SLG: 0.372 (8, 8)										1	0	1	2	0	0	0					
Ron Hodges, L OBP: 0.384, SLG: 0.386 (1, 2)										4	0	0	0	0	1	5					
Hubie Brooks, R OBP: 0.310, SLG: 0.332 (1, 5)										4	2	3	2	0	1	2					
Brian Giles, R OBP: 0.269, SLG: 0.325 (1, 4)										3	0	1	0	1	0	1					
Rick Ownbey, R OBP: 0.294, SLG: 0.200 (4, PH)										1	0	0	1	0	0	1					
Rusty Tillman, R OBP: 0.222, SLG: 0.333 (5, 1)										1	0	0	0	0	1	0					
Pat Zachry, R OBP: 0.103, SLG: 0.079 (6, PH)										0	0	0	0	0	0	0					
Rusty Staub, L OBP: 0.310, SLG: 0.325 (7, 1)										1	0	0	0	0	1	0					
Charlie Puleo, R OBP: 0.180, SLG: 0.125 (7, 1)										1	0	0	0	0	0	0					
Inning Stats	R: 0 E: 0 K: 3 S: 10	H: 1 LOB: 1 BB: 0 P: 10	R: 2 E: 0 K: 1 S: 7	H: 2 LOB: 1 BB: 1 P: 11	R: 0 E: 0 K: 0 S: 5	H: 2 LOB: 2 BB: 0 P: 5	R: 1 E: 0 K: 1 S: 6	H: 1 LOB: 0 BB: 0 P: 6	R: 0 E: 0 K: 2 S: 8	H: 0 LOB: 1 BB: 0 P: 8	R: 0 E: 0 K: 0 S: 4	H: 1 LOB: 1 BB: 0 P: 4	R: 3 E: 0 K: 1 S: 8	H: 3 LOB: 3 BB: 3 P: 20	R: 0 E: 0 K: 0 S: 3	H: 0 LOB: 0 BB: 0 P: 3	1B: 7 2B: 2 3B: 0 HR: 1	SF: 0 SAC: 0 DP: 0 HBP: 0	WP: 1 PB: 0 SB: 0 CS: 0	PA: 39	
PITCHER	IP WLS BF H R ER SO BB IBB HBP BLK WP HR S P ERA WHIP																				
John Denny, R ERA: 5.16 (1, 1)	6.0	27	7	3	3	7	1	0	0	0	0	0	0	2	10	4.50	1.333				
Ed Farmer, R ERA: 4.69 (7, 1)	0.0	L 4	2	3	3	0	1	1	0	0	0	0	0	2	10	∞	∞				
Tug McGraw, L ERA: 4.31 (7, 1)	2.0	8	1	0	0	1	0	1	0	0	1	0	0	9	13	0.00	0.500				

AB	35
R	6
H	10
RBI	6
BB	4
SO	8
LOB	22



Batter	1	2	3	4	5	6	7	8	9	AB	R	H	RBI	BB	SO	LOB	TOP			
Omar Moreno, L (1,8) OBP: 0.287, SLG: 0.310	0-0 4-3		0-0 1-3			0-0 5-3		0-3 K		4	0	0	0	0	1	0				
Johnny Ray, S (1,4) OBP: 0.316, SLG: 0.385	0-0 1B			0-0 4-3		0-0 1B		0-0 1B		4	0	3	0	0	0	0				
Mike Easter, L (1,7) OBP: 0.348, SLG: 0.448	0-0 F7			0-0 F7		0-3 K		0-0 4-3		4	0	0	0	0	1	3				
Jason Thompson, L (1,3) OBP: 0.391, SLG: 0.508	0-0 F7			4-0 BB		0-0 1-3			0-0 1B	3	0	1	0	1	0	2				
Doug Frobel, L (1,9) OBP: 0.143, SLG: 0.143		0-0 5-3		0-0 F7			0-0 4-3		0-3 K	4	0	0	0	0	1	2				
Jim Morrison, R (1,5) OBP: 0.277, SLG: 0.448		0-0 F9			0-0 F7		0-0 5-3		0-0 1B	3	0	0	0	0	0	0				
Dave Parker, L (9, PH) OBP: 0.330, SLG: 0.447									1-2 1B	1	0	1	0	0	0	0				
Tony Peña, R (1,2) OBP: 0.323, SLG: 0.434		0-0 1-3			0-0 HR		0-0 1B		0-0 F7	4	1	2	1	0	0	2				
Dale Berra, R (1,6) OBP: 0.310, SLG: 0.392			0-0 F8		0-0 5-3		0-0 P5		0-3 K	3	0	0	0	0	0	1				
Willie Stargell, L (9, PH) OBP: 0.315, SLG: 0.420										1	0	0	0	0	1	2				
Rick Rhoden, R (1,1) OBP: 0.291, SLG: 0.451			0-0 F7			0-0 F7			0-0 F9	2	0	0	0	0	0	0				
John Milner, L (8, PH) OBP: 0.306, SLG: 0.333										1	0	0	0	0	0	0				
Rod Scurry, L (8,1) OBP: 0.250, SLG: 0.350										0	0	0	0	0	0	0				
Inning Stats	R: 0 E: 0 K: 0 S: 4	H: 1 LOB: 1 BB: 0 P: 4	R: 0 E: 0 K: 0 S: 3	H: 0 LOB: 0 BB: 0 P: 3	R: 0 E: 0 K: 0 S: 3	H: 0 LOB: 1 BB: 1 P: 7	R: 1 E: 0 K: 0 S: 4	H: 1 LOB: 1 BB: 0 P: 4	R: 0 E: 0 K: 0 S: 6	H: 1 LOB: 1 BB: 0 P: 6	R: 0 E: 0 K: 0 S: 4	H: 1 LOB: 1 BB: 0 P: 4	R: 0 E: 0 K: 2 S: 6	H: 1 LOB: 2 BB: 0 P: 6	R: 0 E: 0 K: 2 S: 9	H: 2 LOB: 2 BB: 0 P: 9	1B: 6 2B: 0 3B: 0 HR: 1	SF: 0 SAC: 0 DP: 0 HBP: 0	WP: 0 PB: 0 SB: 0 CS: 0	PA: 35
PITCHER Scott Holman, R (1,1) ERA: 1.74	IP: 9.0 WLS: W BF: 35 H: 7 R: 1 ER: 1 SO: 4 BB: 1 IBB: 0 HBP: 0 BLK: 0 WP: 0 HR: 1 S: 42 P: 46 ERA: 1.00 WHIP: 0.889																			

Pittsburgh Pirates @ New York Mets
Shea Stadium, Flushing, NY
Mon Sep 27 1982, 7:05 PM EDT
Att: 4,412 - Unknown

AB 34
R 1
H 7
RBI 1
BB 1
SO 4
LOB 12



Batter	1	2	3	4	5	6	7	8	9	AB	R	H	RBI	BB	SO	LOB	BOTTOM			
Mike Howard, S (1,8) OBP: 0.343, SLG: 0.321	0-0 G3		0-0 F9		0-0 WP		0-0 1B		0-0 1B	4	0	2	1	0	0	0				
Ron Gardenhire, R (1,6) OBP: 0.284, SLG: 0.308	0-3 K		0-0 6-3		0-0 1-3		0-0 1-2		0-0 5-3	4	0	0	0	0	1	2				
Ellis Valentine, R (1,9) OBP: 0.294, SLG: 0.406	0-0 FC6-4			0-0 G4-6-3		0-0 4-3		0-0 3-1		4	0	3	0	0	0	0				
Dave Kingman, R (1,3) OBP: 0.290, SLG: 0.445	0-0 FC6-4			0-3 K		0-0 4-3		0-0 F7		4	0	0	0	0	1	3				
Mike Jorgensen, L (9,3) OBP: 0.304, SLG: 0.333	1-2 1B									0	0	0	0	0	0	0				
Gary Rajsich, L (1,7) OBP: 0.313, SLG: 0.365		0-0 6-3		0-0 G4-6-3		0-0 4-3		0-0 3-1		4	1	2	0	0	0	2				
Ron Hodges, L (1,2) OBP: 0.358, SLG: 0.379		0-0 6-3		1-2 1B		0-0 3-1		0-0 2-3		4	0	0	1	0	0	2				
Hubie Brooks, R (1,5) OBP: 0.310, SLG: 0.332		3-H 6-3			0-0 1B		0-0 6-3			3	1	1	0	0	0	0				
Brian Giles, R (1,4) OBP: 0.278, SLG: 0.333			0-0 F7		0-0 1B		0-0 1B		0-0 SH1-4	3	1	2	0	0	0	0				
Scott Holman, R (1,1) OBP: 0.286, SLG: 0.286			0-3 K		1-2 1B		0-0 1B		0-0 SH1-4	2	1	1	1	0	1	0				
Inning Stats	R: 0 E: 0 K: 1 S: 6	H: 1 LOB: 1 BB: 0 P: 6	R: 1 E: 0 K: 0 S: 4	H: 1 LOB: 0 BB: 0 P: 4	R: 0 E: 0 K: 1 S: 5	H: 0 LOB: 0 BB: 0 P: 5	R: 0 E: 0 K: 1 S: 5	H: 1 LOB: 0 BB: 0 P: 5	R: 2 E: 0 K: 0 S: 6	H: 4 LOB: 1 BB: 0 P: 6	R: 0 E: 0 K: 0 S: 4	H: 1 LOB: 1 BB: 0 P: 4	R: 1 E: 0 K: 0 S: 5	H: 2 LOB: 1 BB: 0 P: 5	R: 0 E: 0 K: 0 S: 4	H: 1 LOB: 1 BB: 0 P: 4	1B: 9 2B: 1 3B: 1 HR: 0	SF: 0 SAC: 1 DP: 1 HBP: 0	WP: 1 PB: 0 SB: 0 CS: 0	PA: 33
PITCHER Rick Rhoden, R (1,1) ERA: 4.25	IP: 7.0 WLS: L BF: 29 H: 10 R: 4 ER: 4 SO: 3 BB: 0 IBB: 0 HBP: 0 BLK: 0 WP: 1 HR: 0 S: 35 P: 35 ERA: 5.14 WHIP: 1.429																			
Rod Scurry, L (8,1) ERA: 1.81	IP: 1.0 WLS: L BF: 4 H: 1 R: 0 ER: 0 SO: 0 BB: 0 IBB: 0 HBP: 0 BLK: 0 WP: 0 HR: 0 S: 4 P: 4 ERA: 0.00 WHIP: 1.000																			


Pittsburgh Pirates @ New York Mets
Shea Stadium, Flushing, NY
Mon Sep 27 1982, 7:05 PM EDT
Att: 4,412 - Unknown

AB 32
R 4
H 11
RBI 3
BB 0
SO 3
LOB 9



Batter	1	2	3	4	5	6	7	8	9	10	AB	R	H	RBI	BB	SO	LOB	TOP			
Omar Moreno, L OBP: 0.287, SLG: 0.310 (1, 8)	F7		4-3		L5		1B		SH1-3 BB		4	0	1	1	1	0	2	Pittsburgh Pirates @ New York Mets Shea Stadium, Flushing, NY Tue Sep 28 1982, 7:05 PM EDT Att: 3,921 - Unknown			
Johnny Ray, S OBP: 0.316, SLG: 0.383 (1, 4)	1-4-3		L8		6-3		4-3		SH1-3		4	0	0	0	0	0	3				
Mike Easter, L OBP: 0.345, SLG: 0.443 (1, 7)	4-3				4-3		4-3		K		5	0	0	0	0	2	1				
Jason Thompson, L OBP: 0.389, SLG: 0.505 (1, 3)		P6			5-3				F8		5	0	1	0	0	0	1				
Tony Peña, R OBP: 0.324, SLG: 0.435 (1, 2)	4-3					1B			F8		5	1	2	0	0	0	1				
Jim Morrison, R OBP: 0.263, SLG: 0.451 (1, 5)					F8				BB 1B		5	1	3	0	0	0	1				
Doug Frobel, L OBP: 0.200, SLG: 0.208 (10, PH)									BB 1B		3	0	1	0	1	2	2				
Lee Lacy, R OBP: 0.369, SLG: 0.415 (10, 9)									K		1	0	0	0	0	0	0				
Rod Scurry, L OBP: 0.220, SLG: 0.350 (10, 1)									2B		0	0	0	0	0	0	0				
Dale Berra, R OBP: 0.310, SLG: 0.391 (8, PH)					F7				6-3		3	0	1	0	0	0	1				
John Milner, L OBP: 0.317, SLG: 0.333 (8, PR)									BB 1B		0	0	0	1	1	0	0				
Rafael Belliard, R OBP: 1.000, SLG: 1.000 (8, 6)									BB 1B		0	0	0	0	0	0	0				
John Candelaria, L OBP: 0.298, SLG: 0.299 (7, PH)									1-2 2-3 3-H		1	0	0	0	1	1	1				
Willie Stargell, L OBP: 0.342, SLG: 0.420 (7, PR)									BB 1B		0	0	0	0	1	0	0				
Jim Smith, R OBP: 0.319, SLG: 0.333 (7, PH)									BB 1B		0	0	0	0	0	0	0				
Kent Tekulve, R OBP: 0.271, SLG: 0.271 (7, PH)									BB 1B		0	0	0	0	0	0	0				
Dave Parker, R OBP: 0.205, SLG: 0.447 (8, PH)									BB 1B		0	0	0	0	0	0	0				
Bill Madlock, R OBP: 0.266, SLG: 0.488 (8, PH)									BB 1B		1	0	0	0	0	0	3				
Enrique Romo, R OBP: 0.203, SLG: 0.556 (10, 9)									BB 1B		0	0	0	0	0	0	0				
Richie Hebner, L OBP: 0.268, SLG: 0.443 (10, 9)									BB 1B		0	0	0	0	0	0	0				
Inning Stats	R: 0 E: 0 K: 3 S: 3	H: 0 LOB: 0 BB: 3	R: 0 E: 0 K: 1 S: 6	H: 1 LOB: 1 BB: 0 P: 6	R: 0 E: 0 K: 0 S: 3	H: 0 LOB: 1 BB: 1 P: 7	R: 0 E: 0 K: 0 S: 4	H: 1 LOB: 1 BB: 0 P: 4	R: 0 E: 0 K: 1 S: 6	H: 1 LOB: 1 BB: 0 P: 6	R: 1 E: 0 K: 1 S: 7	H: 3 LOB: 2 BB: 1 P: 11	R: 1 E: 0 K: 1 S: 7	H: 2 LOB: 3 BB: 2 P: 15	R: 0 E: 0 K: 1 S: 5	H: 0 LOB: 1 BB: 1 P: 9	R: 0 E: 0 K: 0 S: 3	H: 0 LOB: 0 BB: 0 P: 3	1B: 7 2B: 2 3B: 0 HR: 0	SF: 0 SAC: 1 DP: 0 HBP: 0	WP: 0 PA: 43
PITCHER	IP 7.2	WLS 35	BF 9	H 2	R 2	ER 2	SO 4	BB 4	IBB 0	HBP 0	BLK 1	WP 0	HR 0	S 39	P 55	ERA 2.35	WHIP 1.696				
Ed Lynch, R ERA: 3.47 (1, 1)																					
Jesse Orosco, L ERA: 2.6 (8, 1)	2.1	W	8	0	0	0	1	1	0	0	0	0	0	9	13	0.00	0.429				

Batter	1	2	3	4	5	6	7	8	9	10	AB	R	H	RBI	BB	SO	LOB	BOTTOM			
Mike Howard, S OBP: 0.333, SLG: 0.313 (1, 8)	1B SF8 1B		K			5-3		F9		1-2 2-H 1B	4	1	1	0	0	1	1	Pittsburgh Pirates @ New York Mets Shea Stadium, Flushing, NY Tue Sep 28 1982, 7:05 PM EDT Att: 3,921 - Unknown			
Rusty Staub, L OBP: 0.313, SLG: 0.329 (10, PH)											1	0	1	1	0	0	0				
Ron Gardenhire, R OBP: 0.286, SLG: 0.310 (1, 6)	1B CS 1B				4-3		1B FC5-2 1B		K		4	0	2	0	0	1	1				
Ellis Valentine, R OBP: 0.234, SLG: 0.407 (1, 9)					6-3		1B FC5-2 E 1B				2	1	1	1	0	0	0				
Gary Reisch, L OBP: 0.317, SLG: 0.365 (9, 9)	SF8						FC5-2 E 1B		FC1-6 BB		0	0	0	0	1	0	0				
Dave Kingman, R OBP: 0.288, SLG: 0.441 (1, 3)	K				K		FC5-2 E 1-2 3-H 1B		FC1-6 FC5-4		4	0	0	0	0	2	4				
George Foster, R OBP: 0.305, SLG: 0.362 (1, 7)					K		E6		F7		4	0	0	0	0	2	2				
Hubie Brooks, R OBP: 0.307, SLG: 0.329 (1, 5)					F9		1-3 2-H K		FC5-4		4	0	0	0	0	1	3				
Brian Giles, R OBP: 0.277, SLG: 0.331 (1, 4)					K		F8				4	1	1	0	0	2	2				
Bruce Bochy, R OBP: 0.348, SLG: 0.524 (1, 2)					4-3		P4		P6		3	0	0	0	0	0	0				
Ron Hodges, L OBP: 0.358, SLG: 0.379 (10, PH)									SH1-4 1B		0	0	0	0	0	0	0				
Ed Lynch, R (1, 1)											2	0	0	0	0	2	0				
Jesse Orosco, R ERA: 2.79 OBP: 0.143, SLG: 0.143 (8, 1)											1	0	1	0	0	0	0				
Mookie Wilson, S OBP: 0.315, SLG: 0.372 (10, PH)											0	0	0	0	1	0	0				
Inning Stats	R: 1 E: 0 K: 1 S: 6	H: 2 LOB: 1 BB: 0 P: 6	R: 0 E: 0 K: 2 S: 7	H: 0 LOB: 0 BB: 0 P: 7	R: 0 E: 0 K: 2 S: 7	H: 0 LOB: 0 BB: 0 P: 7	R: 0 E: 0 K: 1 S: 5	H: 0 LOB: 0 BB: 0 P: 5	R: 0 E: 0 K: 1 S: 5	H: 1 LOB: 1 BB: 0 P: 6	R: 1 E: 1 K: 1 S: 8	H: 2 LOB: 2 BB: 0 P: 8	R: 0 E: 0 K: 1 S: 6	H: 1 LOB: 1 BB: 0 P: 6	R: 0 E: 0 K: 0 S: 3	H: 0 LOB: 1 BB: 1 P: 7	R: 1 E: 0 K: 0 S: 3	H: 2 LOB: 2 BB: 1 P: 7	1B: 7 2B: 1 3B: 0 HR: 0	SF: 1 SAC: 1 DP: 1 HBP: 0	WP: 0 PA: 37
PITCHER	IP 6.0	WLS 19	BF 19	H 2	R 1	ER 1	SO 9	BB 0	IBB 0	HBP 0	BLK 0	WP 0	HR 0	S 37	P 37	ERA 1.50	WHIP 0.333				
John Candelaria, L ERA: 2.94 (7, 1)																					
Kent Tekulve, R ERA: 2.79 (7, 1)	1.0	L	6	2	1	0	1	0	0	0	0	0	0	8	8	0.00	2.000				
Enrique Romo, R ERA: 4.65 (8, 1)	2.1	L	11	2	1	1	1	1	1	0	0	0	0	11	19	3.86	1.286				
Rod Scurry, L ERA: 1.81 (10, 1)	0.0		1	1	0	0	0	0	0	0	0	0	0	1	1	∞	∞				



Batter	1	2	3	4	5	6	7	8	9	AB	R	H	RBI	BB	SO	LOB	TOP										
Bump Wills, S (1,4) OBP: 0.348, SLG: 0.380	F9	F8			F2		BB	4-3		4	0	0	0	1	0	3	Chicago Cubs @ New York Mets Shea Stadium, Flushing, NY Wed Sep 29 1982, 7:05 PM EDT Att: 3,175 - Unknown - 64 F										
23 Ryne Sandberg, R (1,5) OBP: 0.306, SLG: 0.360	HR	FC6-4			K		5-3		K	4	1	0	0	1	2	3											
Bill Buckner, L (1,3) OBP: 0.344, SLG: 0.446	HR			L4-3	BLK				P6-3	4	1	4	2	1	0	0											
Jay Johnstone, L (1,9) OBP: 0.341, SLG: 0.404	3-1			L4-3	4-3				P6-3	4	0	1	0	0	0	3											
Gary Woods, R (9, PH) OBP: 0.323, SLG: 0.385				L4-3	4-3				1-2	1	0	0	0	0	0	1											
Keith Moreland, R (1,2) OBP: 0.328, SLG: 0.404				L4-3						4	0	1	0	0	0	2											
Mel Hall, L (1,8) OBP: 0.316, SLG: 0.370	4-3				4-3					4	1	2	0	0	0	1											
Scott Thompson, L (1,7) OBP: 0.371, SLG: 0.400					4-3					4	1	2	1	0	0	1											
Scott Fletcher, R (1,6) OBP: 0.385, SLG: 0.111										2	0	0	0	2	0	2											
Mike Proly, R (1,1) OBP: 0.231, SLG: 0.308										2	0	0	0	0	1	1											
Willie Hernandez, L (7,1)										0	0	0	0	0	0	0											
Dick Tidrow, R (7,1)										0	0	0	0	0	0	0											
Jerry Morales, R (8, PH) OBP: 0.328, SLG: 0.440										1	0	0	1	0	0	1											
Lee Smith, R (8,1) OBP: 0.118, SLG: 0.250										0	0	0	0	0	0	0											
Inning Stats	R: 2 E: 0 K: 0 S: 5	H: 2 LOB: 1 BB: 1 P: 9	R: 0 E: 0 K: 0 S: 5	H: 1 LOB: 2 BB: 0 P: 5	R: 0 E: 0 K: 0 S: 3	H: 2 LOB: 0 BB: 0 P: 3	R: 0 E: 0 K: 0 S: 3	H: 0 LOB: 1 BB: 1 P: 7	R: 0 E: 0 K: 1 S: 6	H: 1 LOB: 1 BB: 0 P: 6	R: 0 E: 0 K: 0 S: 4	H: 1 LOB: 2 BB: 2 P: 13	R: 2 E: 1 K: 0 S: 5	H: 2 LOB: 1 BB: 1 P: 9	R: 0 E: 0 K: 1 S: 5	H: 1 LOB: 0 BB: 0 P: 5	1B: 8 2B: 2 3B: 1 HR: 1	SF: 0 SAC: 1 DP: 1 HBP: 0	WP: 0 PB: 0 SB: 1 CS: 0	PA: 40							
PITCHER	IP	WLS	BF	H	R	ER	SO	BB	IBB	HBP	BLK	WP	HR	S	P	ERA	WHIP										
Walt Terrell, R (1,1) ERA: 3.43	7.1	L	35	9	4	3	2	4	1	0	1	0	1	34	54	3.68	1.773										
Doug Sisk, R (8,1) ERA: 1.35	0.2		2	0	0	0	0	0	0	0	0	0	0	2	2	0.00	0.000										
Pete Falcone, L (9,1) ERA: 3.84	1.0		3	1	0	0	1	0	0	0	0	0	0	5	5	0.00	1.000										

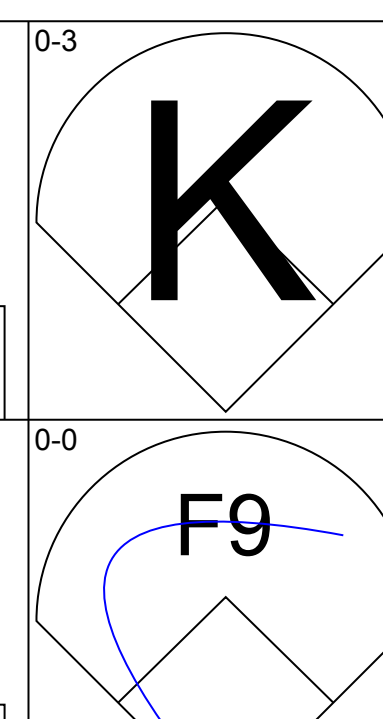
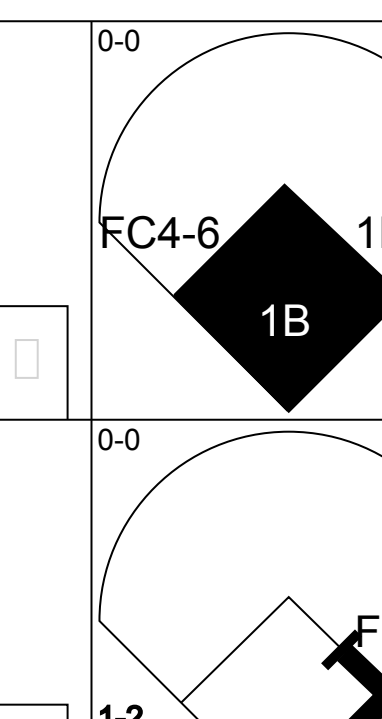
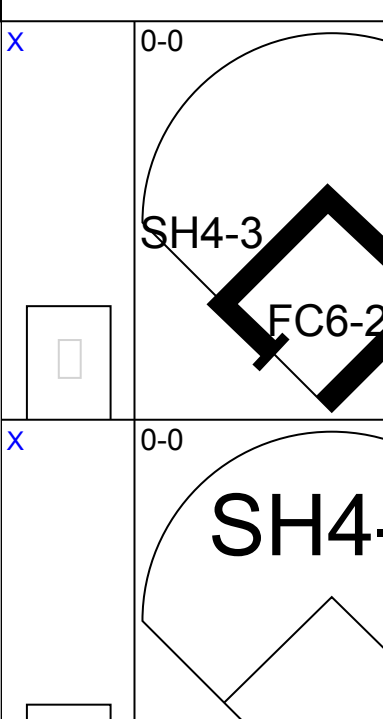
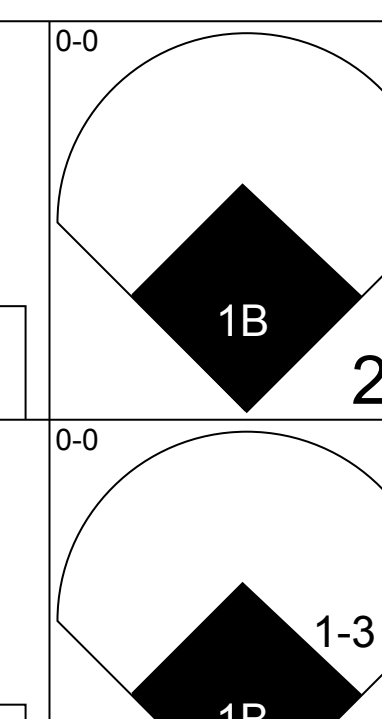
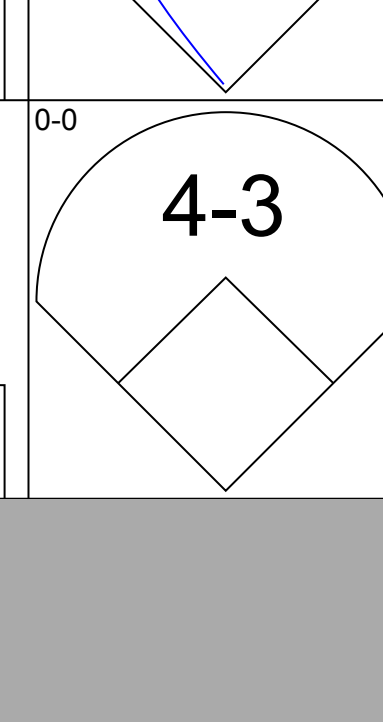
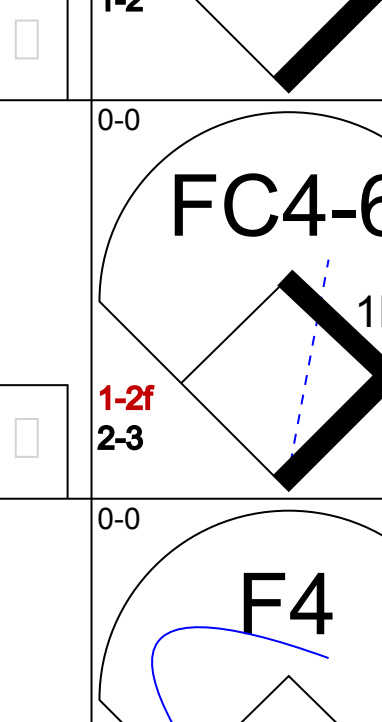
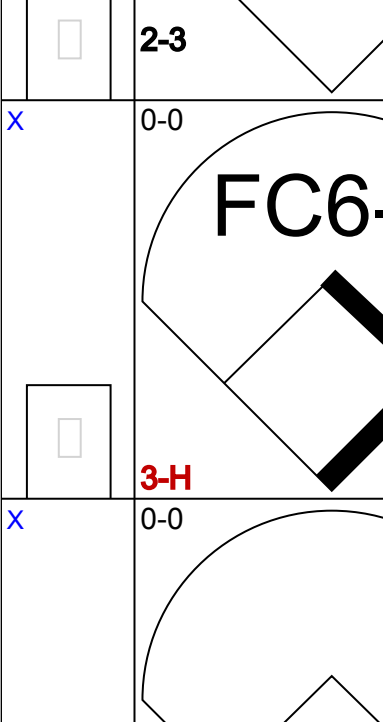
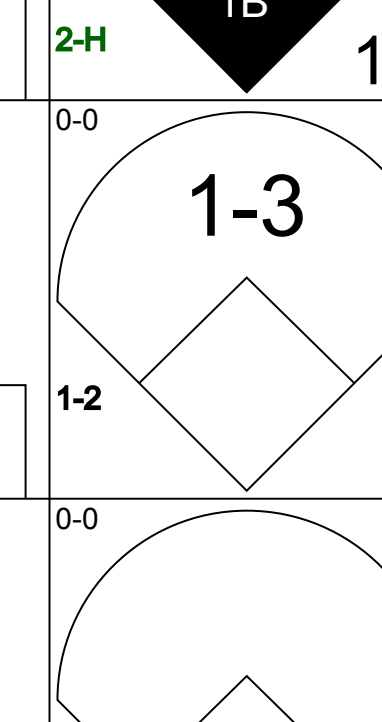

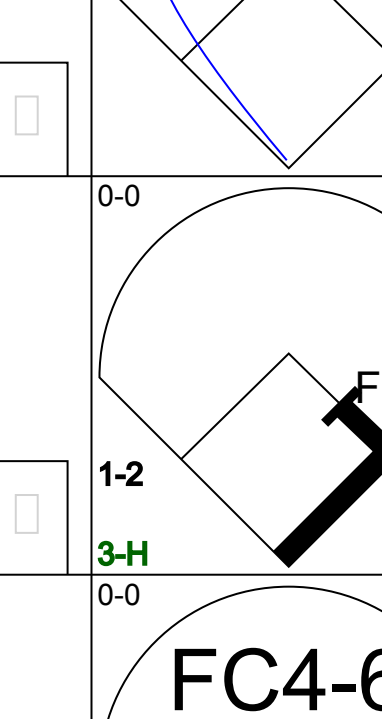
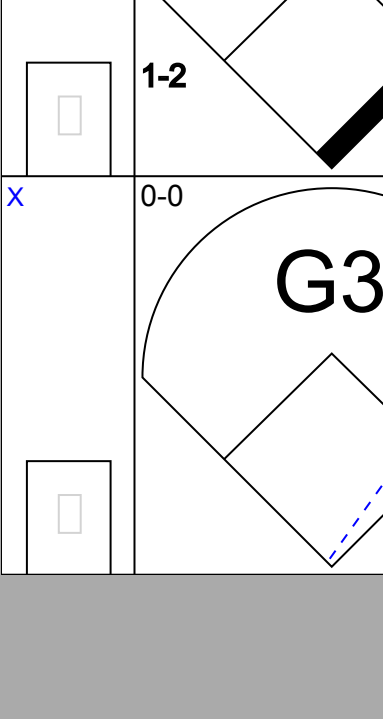
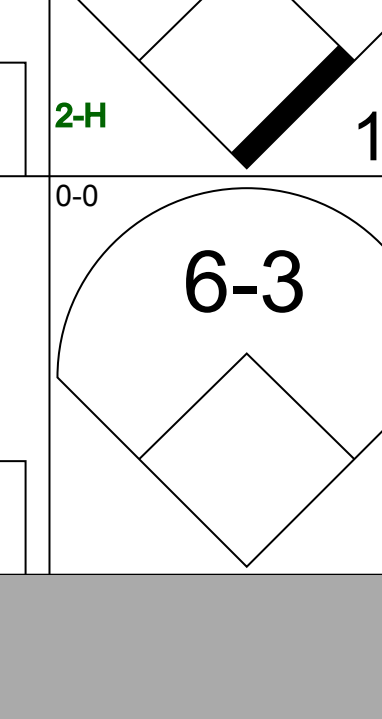
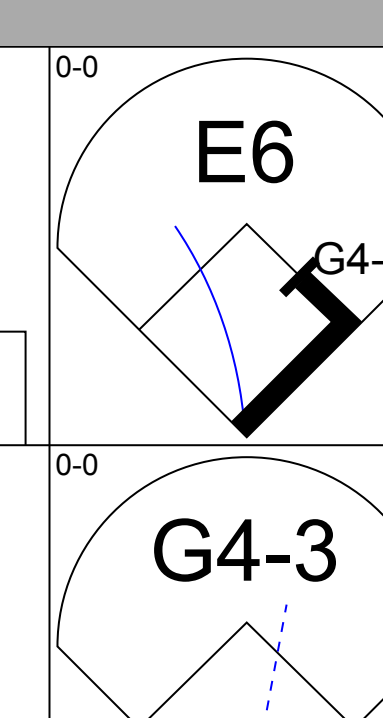
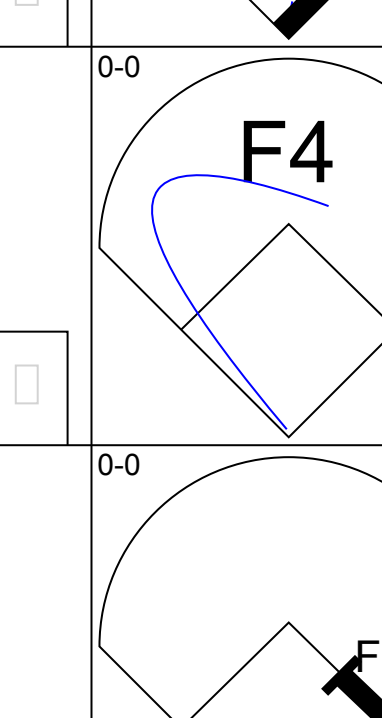
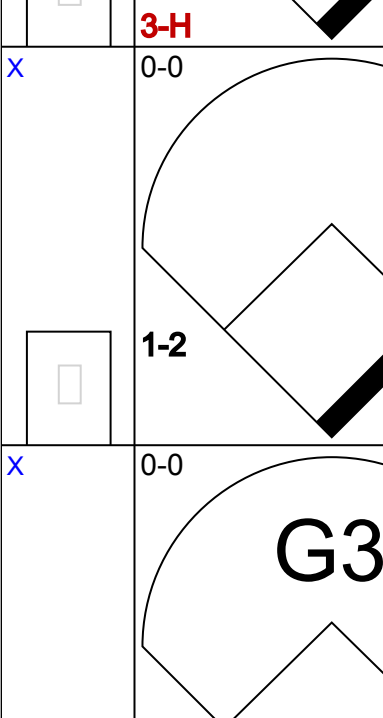
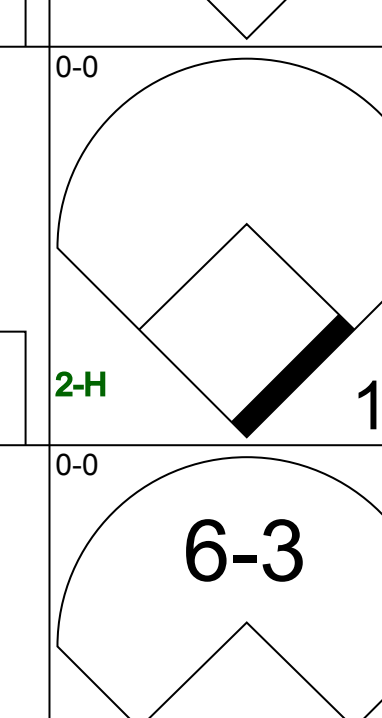
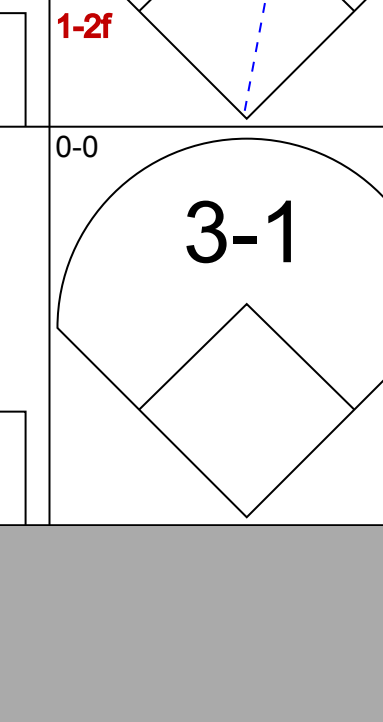
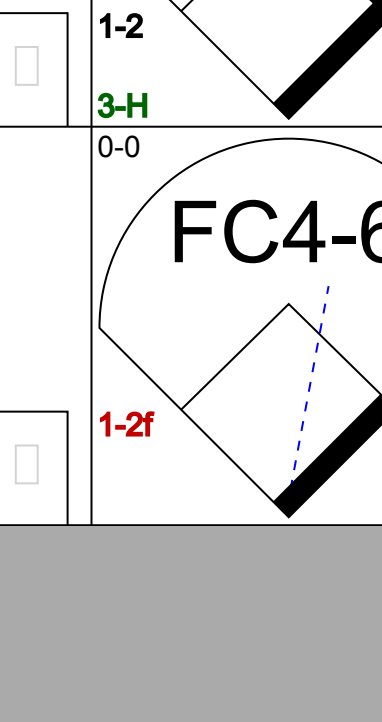




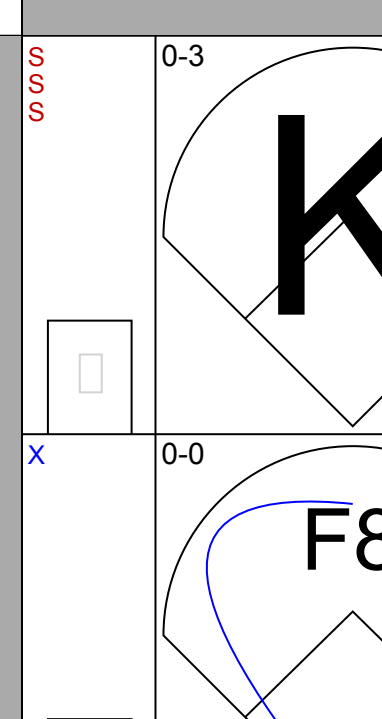
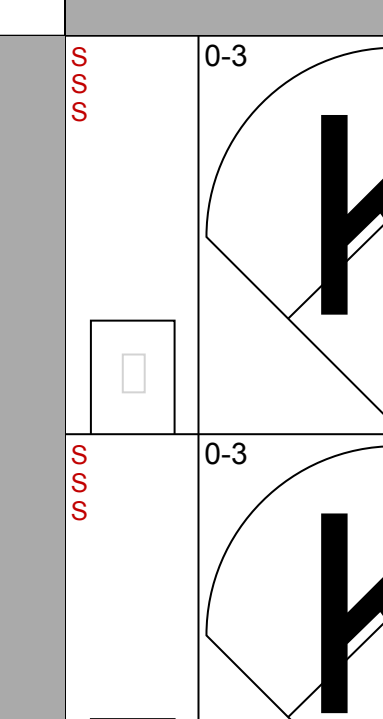
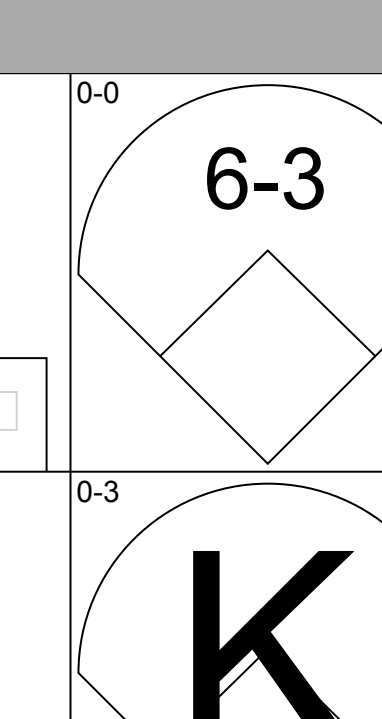
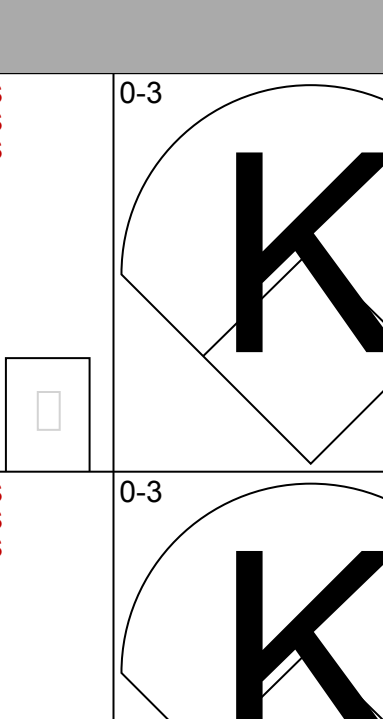
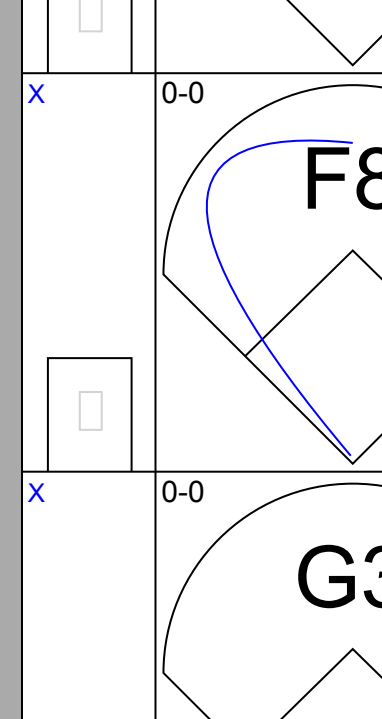
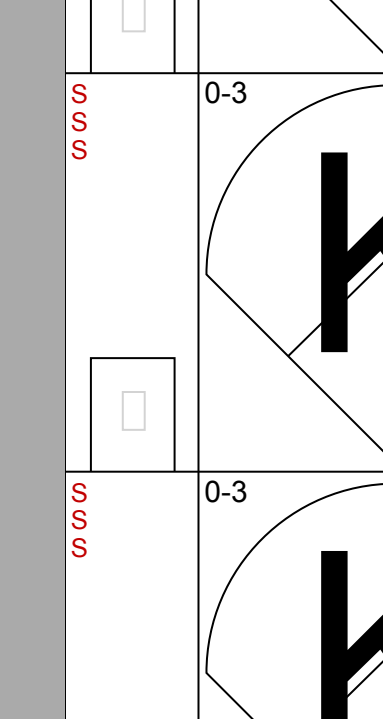
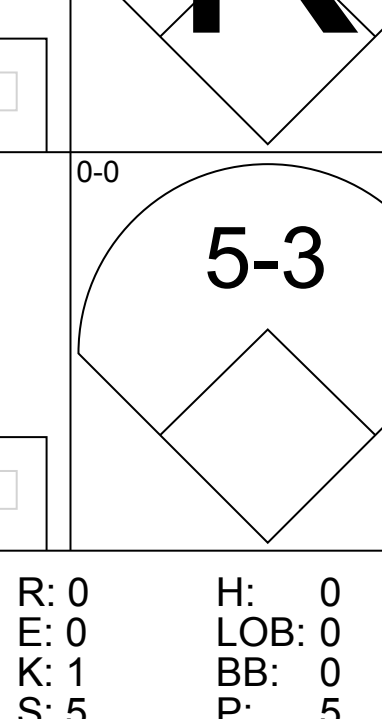
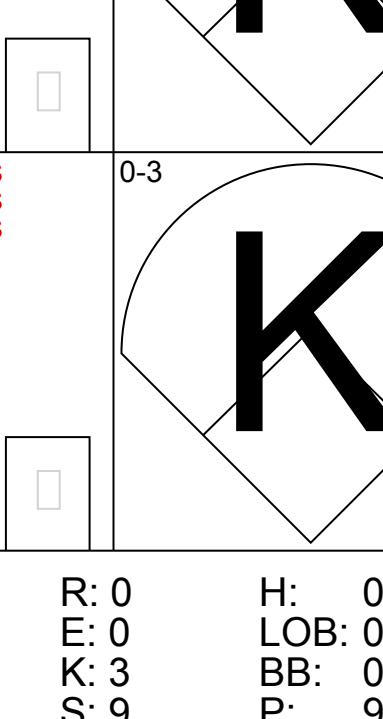

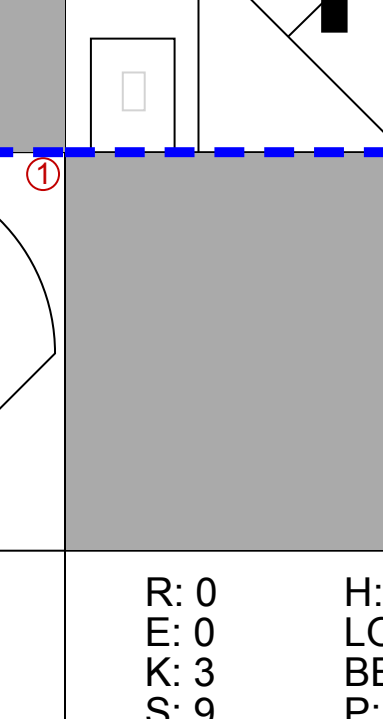
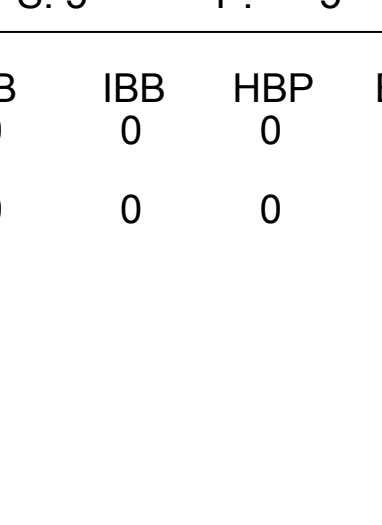
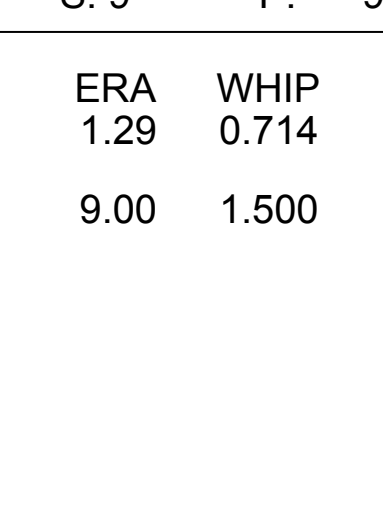
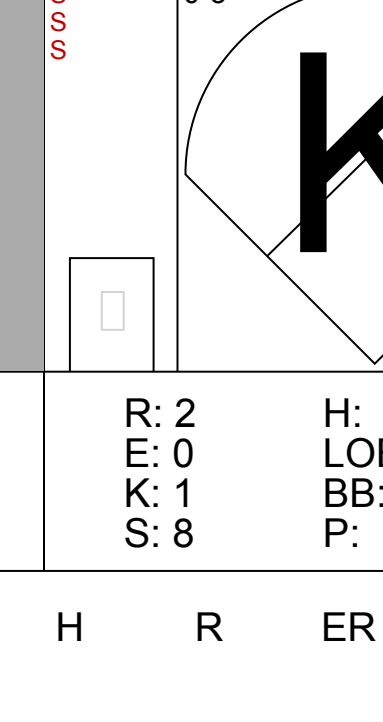
AB	34
R	4
H	10
RBI	4
BB	5
SO	3
LOB	18



Batter	1	2	3	4	5	6	7	8	9	AB	R	H	RBI	BB	SO	LOB	BOTTOM										
Mookie Wilson, S (1,8) OBP: 0.314, SLG: 0.371	CS		F7		6-3			K		3	0	0	0	1	1	2	Chicago Cubs @ New York Mets Shea Stadium, Flushing, NY Wed Sep 29 1982, 7:05 PM EDT Att: 3,175 - Unknown - 64 F										
Ron Gardenhire, R (1,6) OBP: 0.284, SLG: 0.308	L9				L7			K		3	0	0	0	0	0	1											
Dave Kingman, R (8, PH) OBP: 0.287, SLG: 0.440								K		1	0	0	0	0	1	1											
Pete Falcone, L (9,1) OBP: 0.113, SLG: 0.132								K		0	0	0	0	0	0	0											
George Foster, R (1,7) OBP: 0.306, SLG: 0.363	6-3				F9			K		4	1	1	0	0	1	1											
Rusty Staub, L (1,3) OBP: 0.312, SLG: 0.327					F9			4-3		4	0	1	0	0	0	1											
Gary Rajsich, L (1,9) OBP: 0.321, SLG: 0.382		FC1-6			FC5-4			F8		4	0	2	1	0	0	1											
Hubie Brooks, R (1,5) OBP: 0.305, SLG: 0.326		F8			FC5-4			F9		4	0	0	0	0	0	3											
Ronn Reynolds, R (1,2) ERA: 3.95		F8						G3		2	0	0	0	0	0	1											
Ron Hodges, L (7, PH) OBP: 0.357, SLG: 0.378										1	0	0	0	0	0	1											
Brian Giles, R (1,4) OBP: 0.279, SLG: 0.331					5-3			K		3	0	1	0	0	1	1											
Walt Terrell, L (1,1) ERA: 2.22										1	0	0	0	0	1	0											
Doug Sisk, R (8,1) ERA: 3.01										0	0	0	0	0	0	0											
Mike Jorgensen, L (8, PH) OBP: 0.368, SLG: 0.348										1	0	1	0	0	0	0											
Mike Howard, S (9,4) OBP: 0.333, SLG: 0.313										0	0	0	0	0	0	0											
Inning Stats	R: 0 E: 0 K: 0 S: 2	H: 0 LOB: 0 BB: 1 P: 6	R: 0 E: 0 K: 0 S: 4	H: 1 LOB: 1 BB: 0 P: 4	R: 0 E: 0 K: 1 S: 5	H: 0 LOB: 0 BB: 0 P: 5	R: 1 E: 0 K: 0 S: 5	H: 2 LOB: 1 BB: 0 P: 5	R: 0 E: 0 K: 0 S: 4	H: 1 LOB: 1 BB: 0 P: 4	R: 0 E: 0 K: 0 S: 3	H: 0 LOB: 0 BB: 0 P: 3	R: 0 E: 0 K: 1 S: 6	H: 1 LOB: 1 BB: 0 P: 6	R: 0 E: 0 K: 3 S: 10	H: 1 LOB: 1 BB: 0 P: 10	R: 0 E: 0 K: 0 S: 3	H: 0 LOB: 0 BB: 0 P: 3	1B: 3 2B: 2 3B: 1 HR: 0	SF: 0 SAC: 1 DP: 0 HBP: 0	WP: 1 PB: 0 SB: 0 CS: 1	PA: 33					
PITCHER	IP	WLS	BF	H	R	ER	SO	BB	IBB	HBP	BLK	WP	HR	S	P	ERA	WHIP										
Mike Proly, R (1,1) ERA: 2.22	6.1	W	24	5	1	1	1	1	0	0	0	0	0	25	29	1.42	0.947										
Willie Hernandez, L (7,1) ERA: 3.01	0.1		1	0	0	0	0	0	0	0	0	0	0	1	1	0.00	0.000										
Dick Tidrow, R (7,1) ERA: 3.95	0.1		1	0	0	0	1	0	0	0	0	0	0	3	3	0.00	0.000										
Lee Smith, R (8,1) ERA: 2.75	2.0	S	7	1	0	0	3	0	0	0	0	1	0	13	13	0.00	0.500										

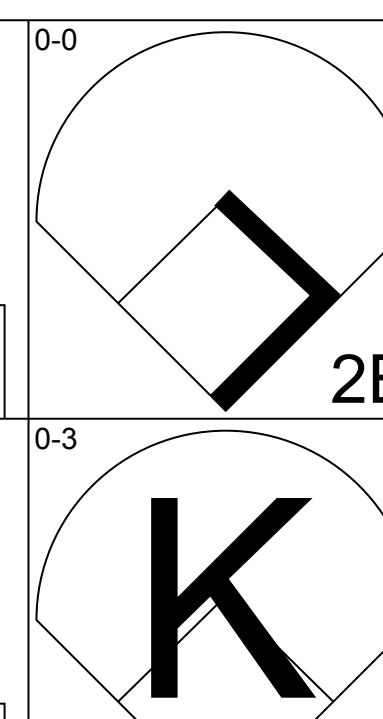
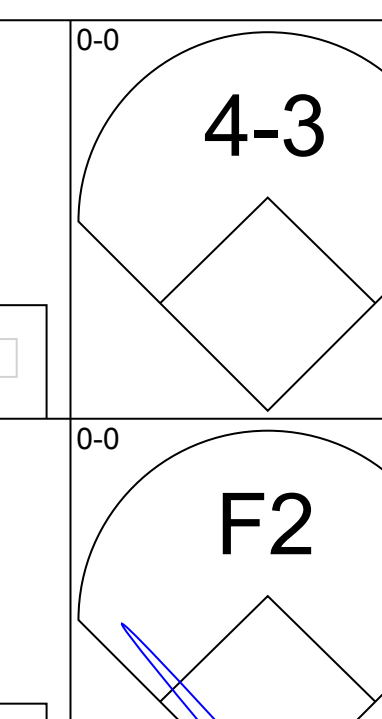
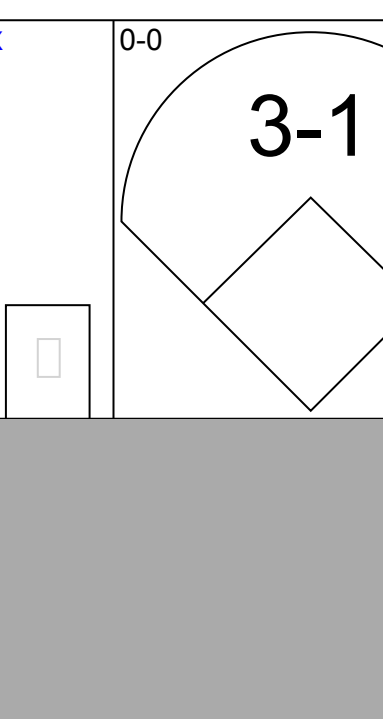
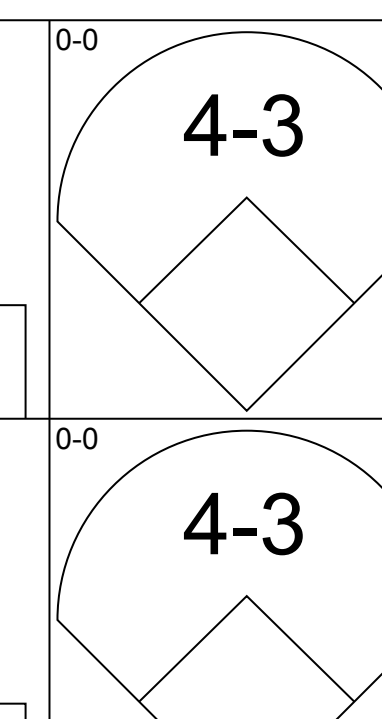
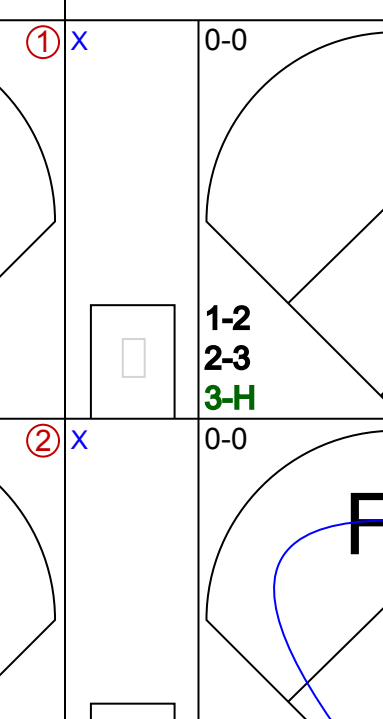
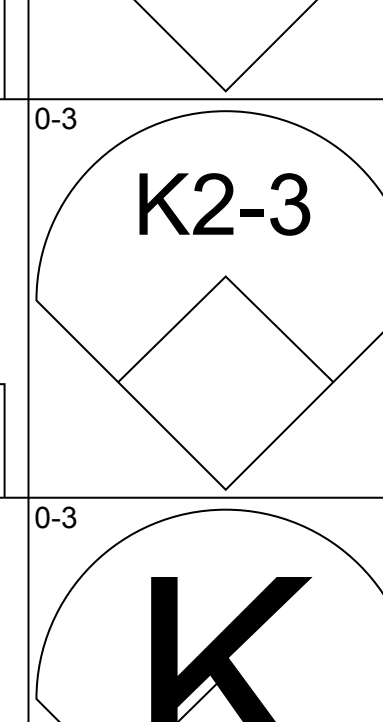
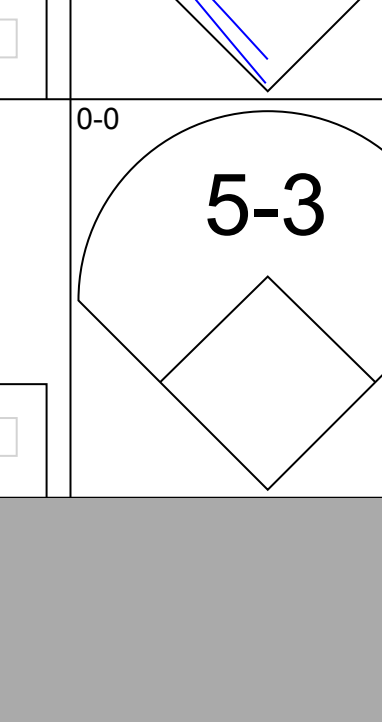
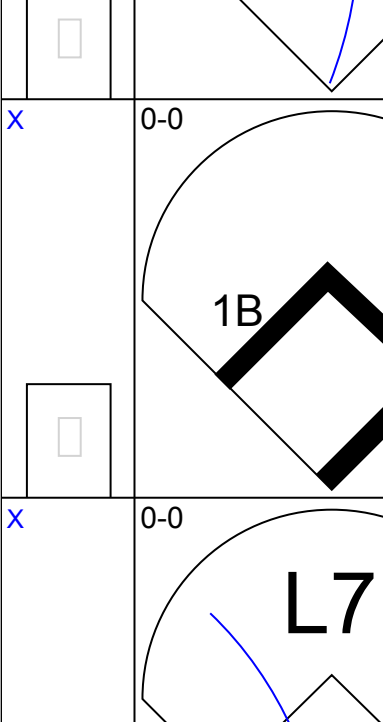
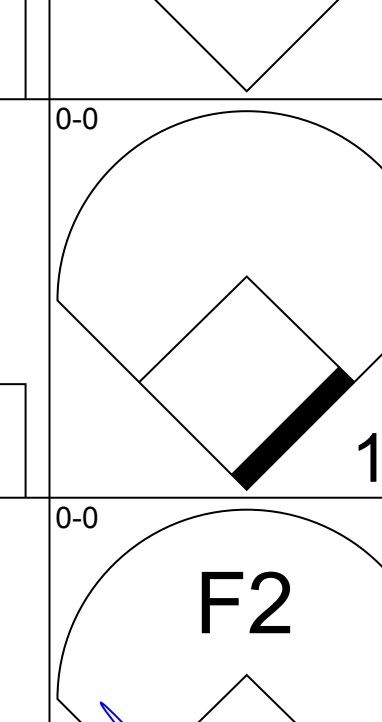
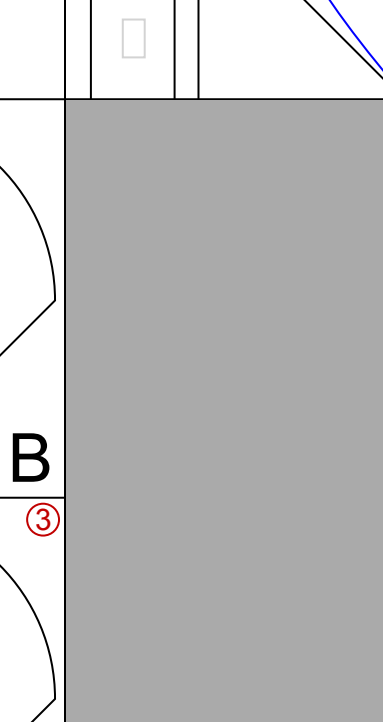


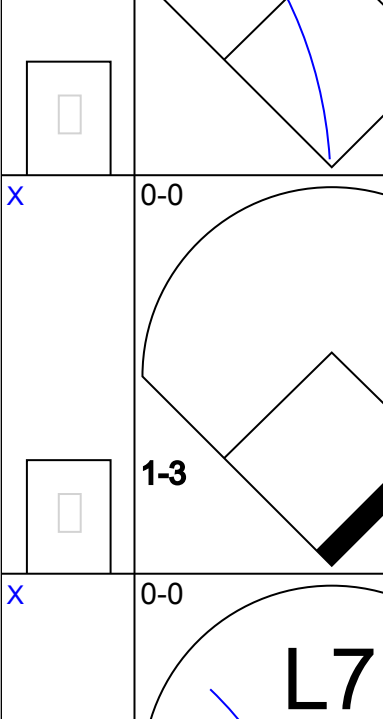


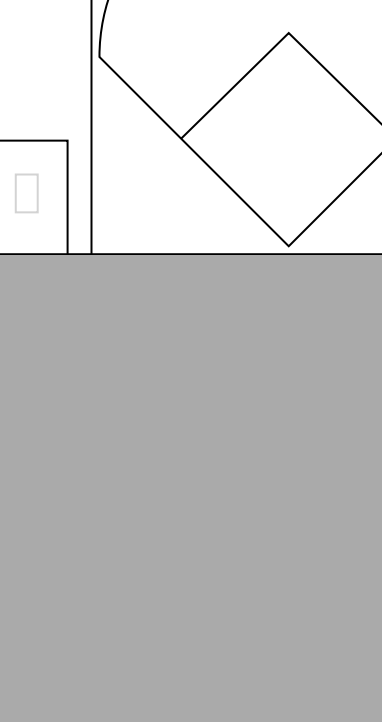
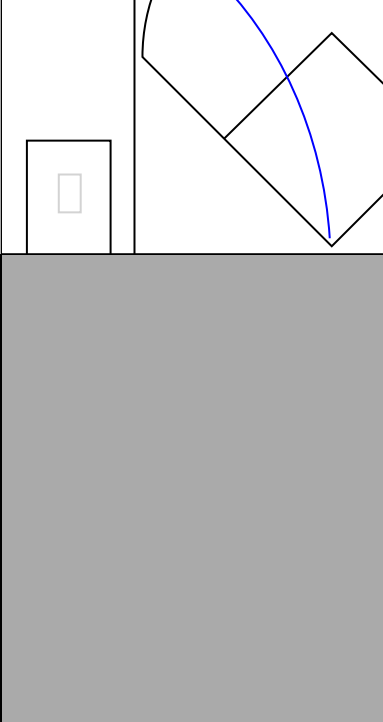

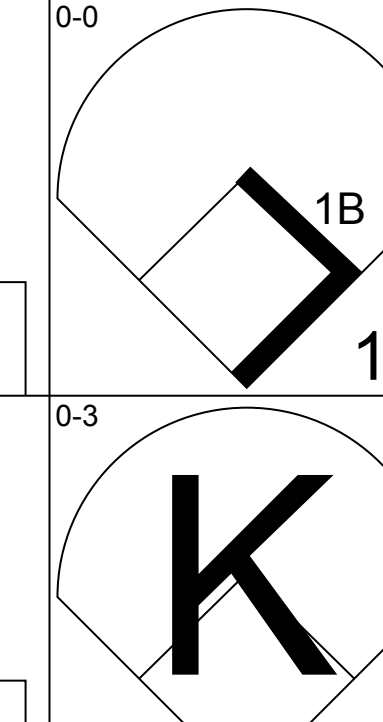
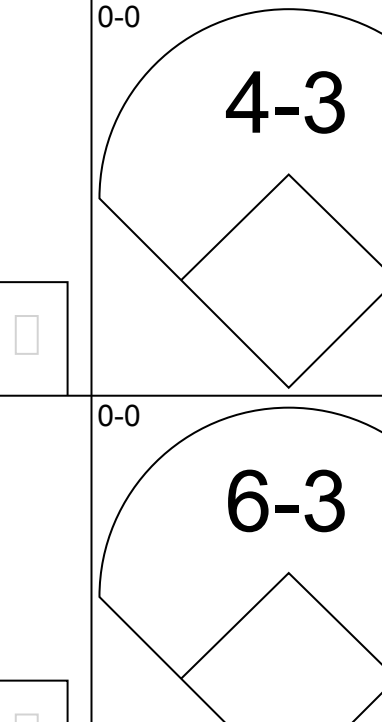
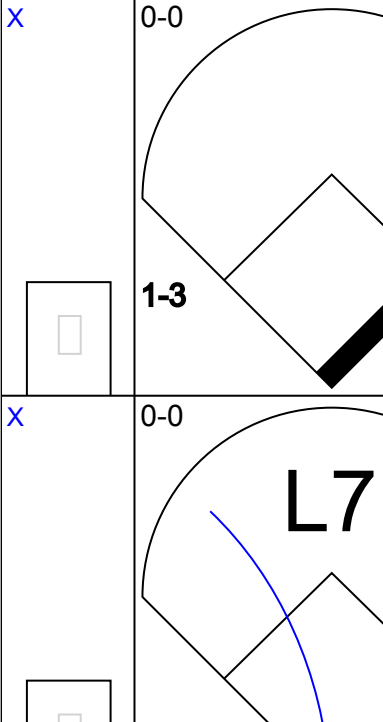
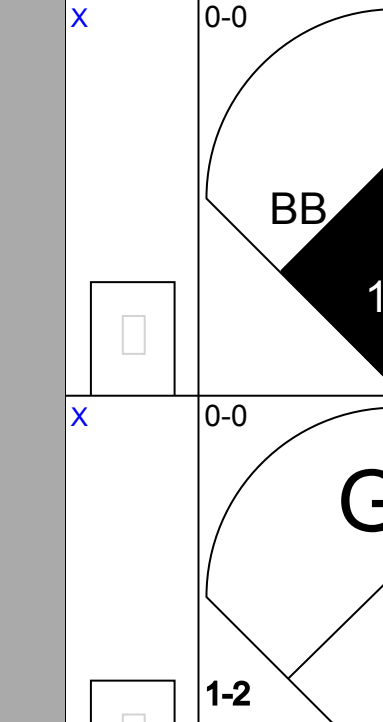
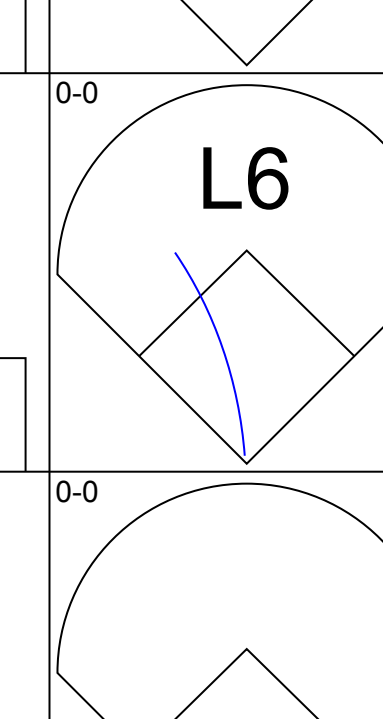


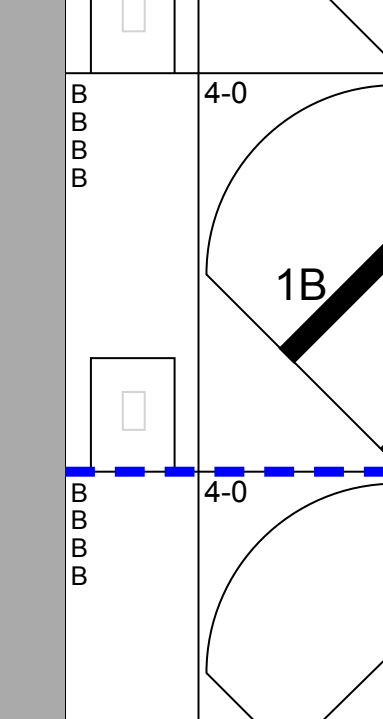
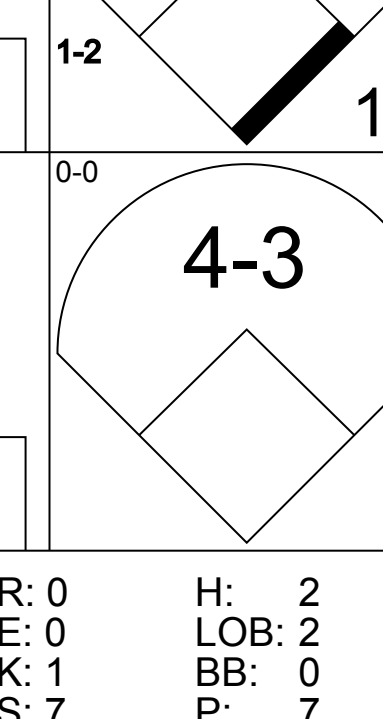
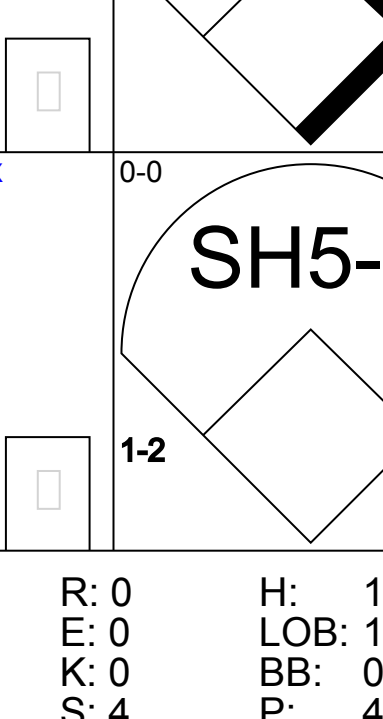
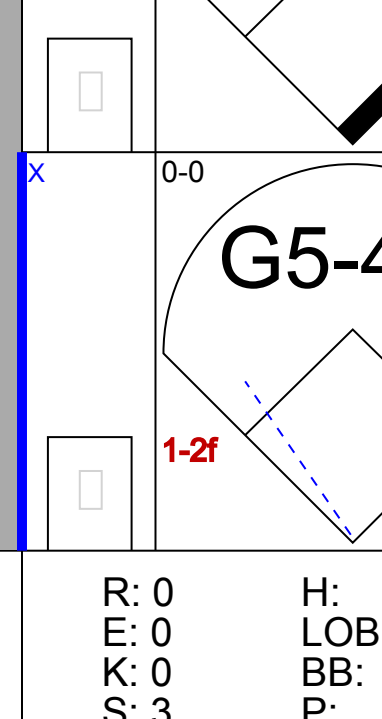
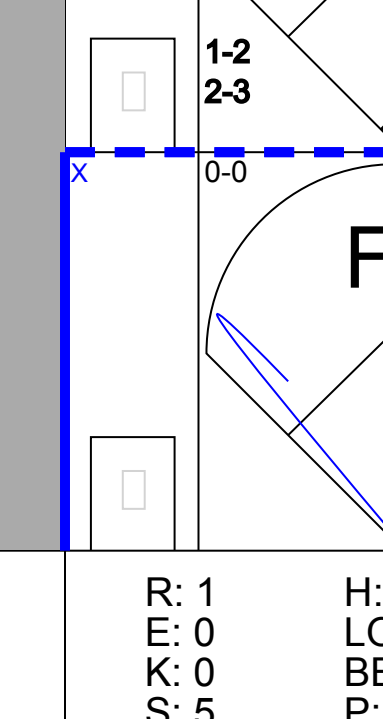

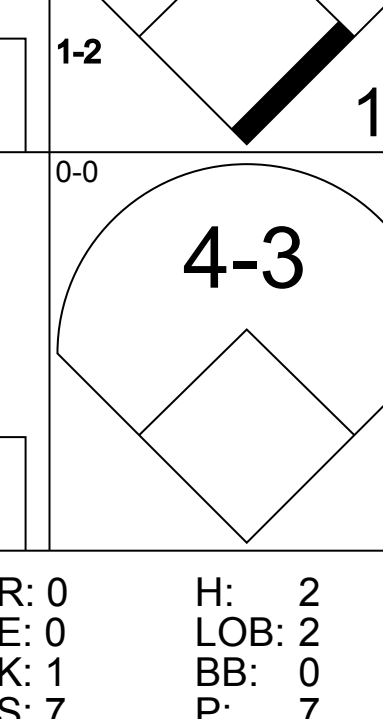
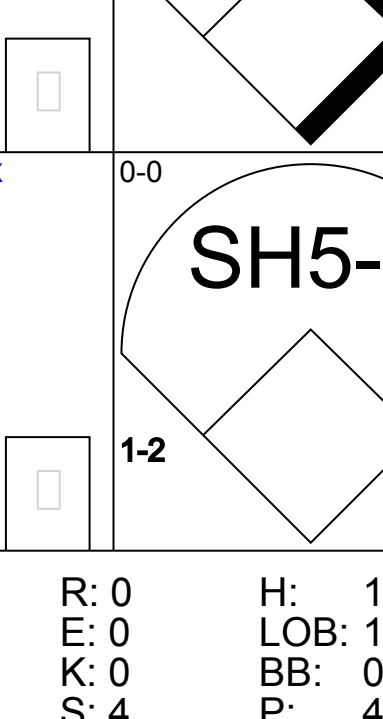
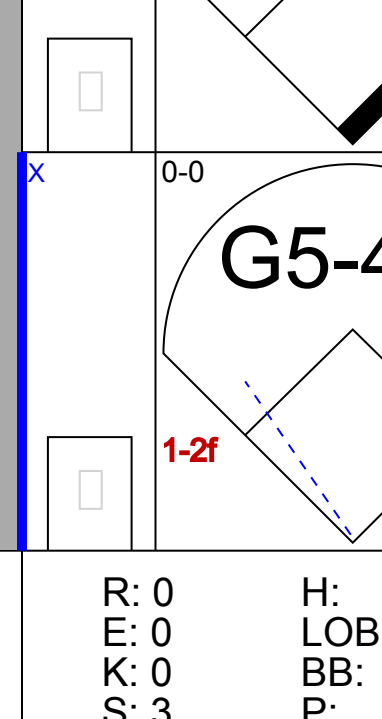
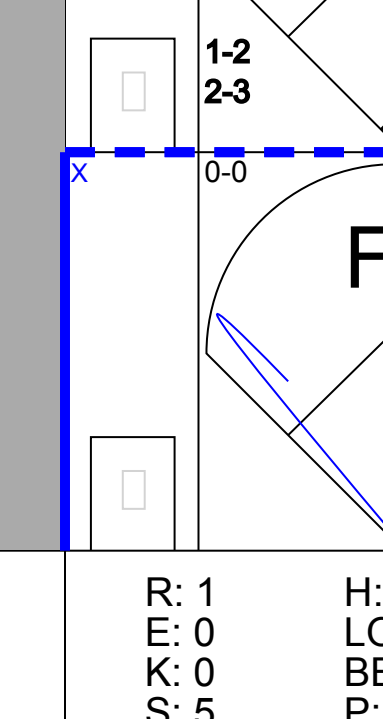

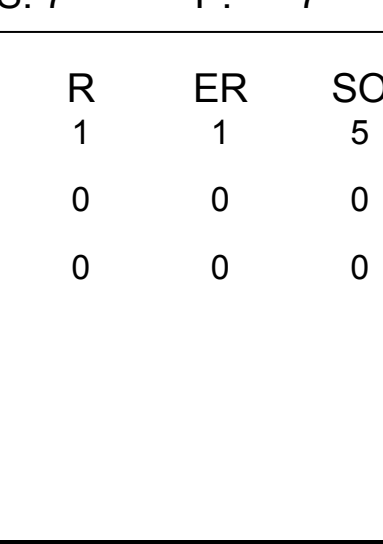
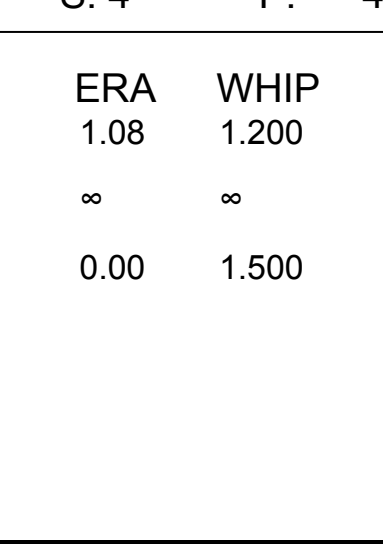


AB	31
R	1
H	6
RBI	1
BB	1
SO	5
LOB	13



Batter	1	2	3	4	5	6	7	8	9	AB	R	H	RBI	BB	SO	LOB	TOP					
23 Ryne Sandberg, R (1.4) OBP: 0.308, SLG: 0.365										4	2	3	0	0	1	0	Chicago Cubs @ New York Mets Shea Stadium, Flushing, NY Thu Sep 30 1982, 7:05 PM EDT Att. 5,293 - Overcast - 63 F					
Gary Woods, R (1.7) OBP: 0.327, SLG: 0.388										3	1	2	1	0	0	0						
Bill Buckner, L (1.3) OBP: 0.342, SLG: 0.444										4	0	0	0	0	0	4						
Keith Moreland, R (1.2) OBP: 0.329, SLG: 0.405										4	0	2	1	0	0	2						
Jerry Morales, R (1.9) OBP: 0.325, SLG: 0.434										4	0	1	1	0	0	4						
Mel Hall, L (1.8) OBP: 0.301, SLG: 0.351										4	0	0	0	0	2	2						
Pat Tabler, R (1.5) OBP: 0.299, SLG: 0.367										4	0	0	0	0	2	0						
Scott Fletcher, R (1.6) OBP: 0.294, SLG: 0.077										4	0	0	0	0	3	0						
Dickie Noles, R (1.1) OBP: 0.121, SLG: 0.161										3	0	0	0	0	2	0						
Willie Hernandez, L (9.1)										0	0	0	0	0	0	0						
Lee Smith, R (9.1) OBP: 0.118, SLG: 0.250										0	0	0	0	0	0	0						
Junior Kennedy, R (9.6) OBP: 0.278, SLG: 0.264										0	0	0	0	0	0	0						
Inning Stats	R: 0 E: 0 K: 1 S: 5	H: 0 LOB: 0 BB: 0 P: 5	R: 0 E: 1 K: 0 S: 3	H: 0 LOB: 0 BB: 0 P: 3	R: 0 E: 0 K: 1 S: 5	H: 0 LOB: 0 BB: 0 P: 5	R: 1 E: 0 K: 0 S: 6	H: 3 LOB: 2 BB: 0 P: 6	R: 0 E: 0 K: 3 S: 9	H: 0 LOB: 0 BB: 0 P: 9	R: 0 E: 0 K: 0 S: 5	H: 2 LOB: 2 BB: 0 P: 5	R: 0 E: 0 K: 1 S: 5	H: 0 LOB: 0 BB: 0 P: 5	R: 2 E: 0 K: 1 S: 8	H: 3 LOB: 1 BB: 0 P: 8	R: 0 E: 0 K: 3 S: 9	H: 0 LOB: 0 BB: 0 P: 9	1B: 6 2B: 2 3B: 0 HR: 0	SF: 0 SAC: 1 DP: 1 HBP: 0	WP: 0 PB: 0 SB: 0 CS: 0	PA: 35
PITCHER	IP WLS BF H R ER SO BB IBB HBP BLK WP HR S P ERA WHIP																					
Tom Gorman, L (1.1) ERA: 2.76	7.0 L 26 5 1 1 6 0 0 0 0 0 0 0 38 38 1.29 0.714																					
Jesse Orosco, L (8.1) ERA: 2.72	2.0 9 3 2 2 4 0 0 0 0 0 0 0 17 17 9.00 1.500																					

AB	34
R	3
H	8
RBI	3
BB	0
SO	10
LOB	12



Batter	1	2	3	4	5	6	7	8	9	AB	R	H	RBI	BB	SO	LOB	BOTTOM			
Mookie Wilson, S (1.8) OBP: 0.315, SLG: 0.372										5	0	2	1	0	0	1	Chicago Cubs @ New York Mets Shea Stadium, Flushing, NY Thu Sep 30 1982, 7:05 PM EDT Att. 5,293 - Overcast - 63 F			
Ron Gardenhire, R (1.6) OBP: 0.280, SLG: 0.304										5	0	0	0	0	1	4				
George Foster, R (1.7) OBP: 0.307, SLG: 0.364										4	0	2	0	0	1	1				
Dave Kingman, R (1.3) OBP: 0.285, SLG: 0.437										4	0	0	0	0	2	3				
Gary Rajsich, L (1.9) OBP: 0.331, SLG: 0.391										4	1	3	0	0	0	0				
Hubie Brooks, R (1.5) OBP: 0.302, SLG: 0.323										4	0	0	0	0	1	4				
Brian Giles, R (1.4) OBP: 0.270, SLG: 0.331										0	0	0	0	0	0	0				
Mike Howard, S (2.4) OBP: 0.326, SLG: 0.286										3	0	0	0	1	0	1				
Bruce Bochy, R (1.2) OBP: 0.388, SLG: 0.556										3	0	3	0	0	0	0				
John Stearns, R (7. PR) OBP: 0.349, SLG: 0.415										0	0	0	0	0	0	0				
Ron Hodges, L (8.2) OBP: 0.360, SLG: 0.378										0	0	0	0	1	0	0				
Tom Gorman, L (1.1)										1	0	0	0	0	0	2				
Rusty Staub, L (7. PH) ERA: 4.43										1	0	0	0	0	0	1				
Jesse Orosco, R (8.1) OBP: 0.143, SLG: 0.143										0	0	0	0	0	0	0				
Rusty Tillman, R (9. PH) OBP: 0.222, SLG: 0.333										0	0	0	0	0	0	0				
Mike Jorgensen, L (9. PH) OBP: 0.366, SLG: 0.345										1	0	0	0	0	0	3				
Inning Stats	R: 0 E: 0 K: 3 S: 10	H: 1 LOB: 1 BB: 0 P: 10	R: 0 E: 0 K: 1 S: 7	H: 2 LOB: 2 BB: 0 P: 7	R: 0 E: 0 K: 0 S: 3	H: 0 LOB: 0 BB: 0 P: 3	R: 0 E: 0 K: 1 S: 5	H: 0 LOB: 0 BB: 0 P: 5	R: 0 E: 0 K: 0 S: 4	H: 1 LOB: 1 BB: 0 P: 4	R: 0 E: 0 K: 0 S: 5	H: 2 LOB: 2 BB: 0 P: 5	R: 0 E: 0 K: 0 S: 4	H: 1 LOB: 1 BB: 0 P: 4	R: 1 E: 0 K: 0 S: 5	H: 2 LOB: 3 BB: 2 P: 13	1B: 9 2B: 1 3B: 0 HR: 0	SF: 0 SAC: 1 DP: 1 HBP: 0	WP: 0 PB: 0 SB: 0 CS: 0	PA: 38
PITCHER	IP WLS BF H R ER SO BB IBB HBP BLK WP HR S P ERA WHIP																			
Dickie Noles, R (1.1) ERA: 4.43	8.1 W 34 9 1 1 5 1 0 0 0 0 0 0 43 47 1.08 1.200																			
Willie Hernandez, L (9.1) ERA: 3.01	0.0 S 3 1 0 0 0 0 1 0 0 0 0 0 0 4 - -																			
Lee Smith, R (9.1) ERA: 2.73	0.2 S 3 1 0 0 0 0 0 0 0 0 0 0 3 3 0.00 1.500																			

AB	35
R	1
H	10
RBI	1
BB	2
SO	5
LOB	20



Batter	1	2	3	4	5	6	7	8	9	AB	R	H	RBI	BB	SO	LOB	TOP			
Mike Howard, S (1, 8) OBP: 0.298, SLG: 0.256										4	0	0	0	0	2	1	New York Mets @ Philadelphia Phillies Veterans Stadium, Philadelphia, PA Sun Oct 03 1982, 7:05 PM EDT Att: 19,383 - Unknown			
Ron Gardenhire, R (1, 6) OBP: 0.279, SLG: 0.313										4	1	2	1	0	1	0				
George Foster, R (1, 7) OBP: 0.309, SLG: 0.367										4	0	2	0	0	1	2				
Dave Kingman, R (1, 3) Carlos Diaz, R (8, 1)										4	0	0	0	0	2	4				
Rusty Tillman, R (1, 9) OBP: 0.154, SLG: 0.231										4	0	0	0	0	1	1				
Hubie Brooks, R (1, 5) OBP: 0.297, SLG: 0.317										4	0	0	0	0	1	1				
Brian Giles, R (1, 4) OBP: 0.270, SLG: 0.312										4	0	0	0	0	2	1				
Ronn Reynolds, R (1, 2)										2	0	0	0	1	1	0				
Ed Lynch, R (1, 1) Bob Bailor, R (8, PH) Bruce Bochy, R (8, 3) OBP: 0.358, SLG: 0.510										2	0	0	0	0	2	2				
Inning Stats	R: 1 E: 0 K: 3 S: 10	H: 1 LOB: 0 BB: 0 P: 10	R: 0 E: 1 K: 2 S: 8	H: 0 LOB: 2 BB: 1 P: 12	R: 0 E: 0 K: 2 S: 8	H: 1 LOB: 0 BB: 0 P: 8	R: 0 E: 0 K: 2 S: 7	H: 0 LOB: 0 BB: 0 P: 7	R: 0 E: 0 K: 1 S: 6	H: 1 LOB: 1 BB: 0 P: 6	R: 0 E: 0 K: 0 S: 3	H: 0 LOB: 0 BB: 0 P: 3	R: 0 E: 1 K: 0 S: 5	H: 1 LOB: 2 BB: 0 P: 5	R: 0 E: 0 K: 1 S: 5	H: 0 LOB: 0 BB: 0 P: 5	1B: 2 2B: 1 3B: 0 HR: 1	SF: 0 SAC: 0 DP: 0 HBP: 0	WP: 0 PB: 0 SB: 1 CS: 0	PA: 34
PITCHER Steve Carlton, L (1, 1) ERA: 3.1	IP: 9.0 WLS: W BF: 34 H: 4 R: 1 ER: 1 SO: 13 BB: 1 IBB: 0 HBP: 0 BLK: 0 WP: 0 HR: 1 S: 59 P: 63 ERA: 1.00 WHIP: 0.556																			

Batter	1	2	3	4	5	6	7	8	9	AB	R	H	RBI	BB	SO	LOB	BOTTOM			
Garry Maddox, R (1, 8) OBP: 0.303, SLG: 0.417										4	0	0	0	0	0	2	New York Mets @ Philadelphia Phillies Veterans Stadium, Philadelphia, PA Sun Oct 03 1982, 7:05 PM EDT Att: 19,383 - Unknown			
Pete Rose, S (1, 3) OBP: 0.345, SLG: 0.338										2	1	1	0	2	0	0				
Gary Matthews, R (1, 7) Greg Gross, L (7, PH) OBP: 0.386, SLG: 0.328										3	0	0	0	0	0	2				
Mike Schmidt, R (1, 5) OBP: 0.403, SLG: 0.547										4	1	1	2	0	0	3				
Bo Diaz, R (1, 2) OBP: 0.333, SLG: 0.450										4	1	1	0	0	0	2				
George Vukovich, L (1, 9) Bob Dernier, R (8, PH) OBP: 0.315, SLG: 0.319										2	1	1	0	1	0	0				
Manny Trillo, R (1, 4) OBP: 0.316, SLG: 0.319										4	0	2	1	0	0	2				
Ivan De Jesus, R (1, 6) OBP: 0.309, SLG: 0.313										4	0	2	1	0	0	0				
Steve Carlton, L (1, 1) OBP: 0.218, SLG: 0.317										3	0	0	0	0	0	4				
Inning Stats	R: 0 E: 0 K: 0 S: 3	H: 0 LOB: 0 BB: 0 P: 3	R: 1 E: 0 K: 0 S: 6	H: 3 LOB: 2 BB: 0 P: 6	R: 0 E: 0 K: 0 S: 3	H: 0 LOB: 1 BB: 1 P: 7	R: 1 E: 0 K: 0 S: 5	H: 2 LOB: 2 BB: 1 P: 9	R: 2 E: 0 K: 0 S: 5	H: 2 LOB: 0 BB: 0 P: 5	R: 0 E: 0 K: 0 S: 3	H: 0 LOB: 0 BB: 0 P: 3	R: 0 E: 0 K: 0 S: 4	H: 1 LOB: 2 BB: 1 P: 8	R: 0 E: 0 K: 0 S: 3	H: 1 LOB: 0 BB: 0 P: 3	1B: 7 2B: 1 3B: 0 HR: 1	SF: 0 SAC: 0 DP: 0 HBP: 0	WP: 0 PB: 0 SB: 0 CS: 0	PA: 35
PITCHER Ed Lynch, R (1, 1) ERA: 3.55 Carlos Diaz, L (8, 1) ERA: 4.03	IP: 7.0 WLS: L BF: 32 H: 8 R: 4 ER: 4 SO: 4 BB: 3 IBB: 0 HBP: 0 BLK: 0 WP: 0 HR: 1 S: 29 P: 41 ERA: 5.14 WHIP: 1.571																			