New York Mets - 1983

Batter	1	2	3	4	5	6	7	8	9	AB	R	H	RBI	BB	SO	LOB
Pete Rose, S (1, 9)	K		L7			K			2-3	4	0	0	0	0	2	0
Joe Morgan, L (1, 4) OBP: 0.750, SLG: 0.500	4-3 E BB			K		1B			1B BB	2	0	1	0	2	1	0
Gary Matthews, R (1, 7) OBP: 0.250, SLG: 0.250	4-3 1-3			6-3			K		1-2 1B	4	0	1	0	0	1	1
Mike Schmidt, R (1, 5)	F7			F7			G4-6-3 BB		F8	3	0	0	0	1	0	3
Tony Perez, R (1, 3) OBP: 0.500, SLG: 0.500		G5-4-3 1B			1B		G4-6-3 1-2f		K	4	0	2	0	0	1	3
Bo Diaz, R (1, 2) OBP: 0.333, SLG: 0.333		P3			F8			FC4-6 1B		3	0	1	0	0	0	2
Ivan De Jesus, R (1, 6)		G5-4-3 1-2f			F8			FC4-6 FC4-6 1-2f		2	0	0	0	0	0	2
Bob Molinaro, L (8, PH)										1	0	0	0	0	0	1
Larry Milbourne, S (8, 6)										0	0	0	0	0	0	0
Bob Dernier, R (1, 8)			1-3		K			FC4-6 1-2f		2	0	0	0	0	1	1
Greg Gross, L (8, PH)										1	0	0	0	0	0	1
(8, 8)																
Steve Carlton, L (1, 1)			L7			K		K		2	0	0	0	0	1	0
Len Matuszek, L (8, PH)										1	0	0	0	0	1	1
Ron Reed, R (8, 1)										0	0	0	0	0	0	0
Inning Stats	R: 0 E: 1 K: 1 S: 5 H: 0 LOB: 1 BB: 1 P: 9	R: 0 E: 0 K: 0 S: 3 H: 1 LOB: 0 BB: 0 P: 3	R: 0 E: 0 K: 0 S: 3 H: 0 LOB: 0 BB: 0 P: 3	R: 0 E: 0 K: 1 S: 5 H: 0 LOB: 0 BB: 0 P: 5	R: 0 E: 0 K: 1 S: 6 H: 1 LOB: 1 BB: 0 P: 6	R: 0 E: 0 K: 2 S: 7 H: 1 LOB: 1 BB: 0 P: 7	R: 0 E: 0 K: 1 S: 4 H: 0 LOB: 0 BB: 1 P: 8	R: 0 E: 0 K: 1 S: 6 H: 1 LOB: 1 BB: 0 P: 6	R: 0 E: 0 K: 1 S: 6 H: 1 LOB: 2 BB: 1 P: 10	1B: 5 2B: 0 3B: 0 HR: 0 SF: 0 SAC: 0 DP: 2 HBP: 0							

Philadelphia Phillies @ New York Mets

Shea Stadium, Flushing, NY

Tue Apr 05 1983, 3:33 AM EST

Att. 46,687 - Unknown

TOP

livebaseballscorecards.com

AB	29
R	0
H	5
RBI	0
BB	3
SO	8
LOB	15

WP: 0 PB: 0 SB: 0 CS: 0 PA: 32

PITCHER		IP	WLS	BF	H	R	ER	SO	BB	IBB	HBP	BLK	WP	HR	S	P	ERA	WHIP
Tom Seaver, R	(1, 1)	6.0		20	3	0	0	5	1	0	0	0	0	0	29	33	0.00	0.667
ERA:																		
Doug Sisk, R	(7, 1)	3.0	W	12	2	0	0	3	2	0	0	0	0	0	16	24	0.00	1.333
ERA:																		

PITCHER	IP	WLS	BF	H	R	ER	SO	BB	IBB	HBP	BLK	WP	HR	S	P	ERA	WHIP

Batter	1	2	3	4	5	6	7	8	9	AB	R	H	RBI	BB	SO	LOB
Mookie Wilson, S (1, 8)	K		K			F9		K		4	0	0	0	0	3	0
Bob Bailor, R (1, 6)	P5		F8			F9		6-3		4	0	0	0	0	0	0
Dave Kingman, R (1, 3)	K			K			1B	K		4	1	1	0	0	3	0
Mike Jorgensen, L (9, 3)										0	0	0	0	0	0	0
George Foster, R (1, 7)		FC5-4 1B		K			SF9 1B			3	1	2	0	0	1	0
Hubie Brooks, R (1, 5)		FC5-4 1B		5-3			FC1-2 SF9 1B			3	0	1	0	0	0	1
Mike Howard, S (1, 9)		K	6-3				FC1-2 1B			3	0	1	1	0	1	1
Brian Giles, R (1, 4)		1B	6-3				SF9			2	0	1	1	0	0	0
Ron Hodges, L (1, 2)		K	F8				FC1-2			3	0	0	0	0	1	4
Tom Seaver, R (1, 1)			F3			K	K			1	0	0	0	0	0	0
Wally Backman, S (6, PH)										1	0	0	0	0	1	0
Doug Sisk, R (7, 1)										1	0	0	0	0	1	2
Inning Stats	R: 0 E: 0 K: 2 S: 7 H: 0 LOB: 0 BB: 0 P: 7	R: 0 E: 0 K: 2 S: 9 H: 2 LOB: 2 BB: 0 P: 9	R: 0 E: 0 K: 1 S: 5 H: 0 LOB: 0 BB: 0 P: 5	R: 0 E: 0 K: 2 S: 7 H: 0 LOB: 0 BB: 0 P: 7	R: 0 E: 0 K: 0 S: 3 H: 0 LOB: 0 BB: 0 P: 3	R: 0 E: 0 K: 1 S: 5 H: 0 LOB: 0 BB: 0 P: 5	R: 2 E: 0 K: 1 S: 9 H: 4 LOB: 2 BB: 0 P: 9	R: 0 E: 0 K: 2 S: 7 H: 0 LOB: 0 BB: 0 P: 7		1B: 6 2B: 0 3B: 0 HR: 0	SF: 1 SAC: 0 DP: 0 HBP: 0			WP: 0 PB: 0 SB: 0 CS: 0	PA: 30		

PITCHER	IP	WLS	BF	H	R	ER	SO	BB	IBB	HBP	BLK	WP	HR	S	P	ERA	WHIP
Steve Carlton, L (1, 1) ERA: 2.57	7.0	L	27	6	2	2	9	0	0	0	0	0	0	45	45	2.57	0.857
Ron Reed, R (8, 1) ERA:	1.0		3	0	0	0	2	0	0	0	0	0	0	7	7	0.00	0.000

PITCHER	IP	WLS	BF	H	R	ER	SO	BB	IBB	HBP	BLK	WP	HR	S	P	ERA	WHIP

BOTTOM

Philadelphia Phillies @ New York Mets

Shea Stadium, Flushing, NY

Tue Apr 05 1983, 3:33 AM EST

Att. 46,687 - Unknown

livebaseballscorecards.com

AB	29
R	2
H	6
RBI	2
BB	0
SO	11
LOB	8

Batter	1	2	3	4	5	6	7	8	9	AB	R	H	RBI	BB	SO	LOB
Pete Rose, S (1, 9) OBP: 0.333, SLG: 0.375	L6		G6-4-3 1-3 2-H 1B			2-3 2B	BBB 4-0 1-2 BB		6-3	4	0	2	1	1	0	1
Gary Matthews, R (1, 7) OBP: 0.250, SLG: 0.143	1-3		G6-4-3 1-2f			BBBB 4-0 2-3 BB	1-3			3	0	0	0	1	0	4
Joe Morgan, L (1, 4) OBP: 0.375, SLG: 0.167	SSS 0-3 K			F7		F8		F8		4	0	0	0	0	1	2
Mike Schmidt, R (1, 5)		F3		5-3		2-3 1-2 2-3		SSS 0-3 K		4	0	0	0	0	1	2
Tony Perez, R (1, 3) OBP: 0.375, SLG: 0.286		F7		L5		5-3		BBBB 4-0 BB		3	0	0	0	1	0	2
Bo Diaz, R (1, 2) OBP: 0.143, SLG: 0.143		5-3			6-3		F9	F8		4	0	0	0	0	0	1
Ivan De Jesus, R (1, 6)			F9		BBBB 4-0 FC6-4 BB		P4		FC6-4 1B	2	0	0	0	1	0	0
Larry Milbourne, S (9, PH) OBP: 1.000, SLG: 1.000										1	0	1	0	0	0	0
Bob Dernier, R (1, 8) Bob Molinaro, L (7, PH) OBP: 0.500, SLG: 2.000 Porfi Altamirano, R (7, 1) Sid Monge, S (8, 1) Ron Reed, R (8, 1) Len Matuszek, L (9, PH)			BBBB 4-0 S 1B BB		0-0 FC6-4 FC5-4 1-2f		0-0 HR	SSS 0-3 K		1 1 0 0 0 1	1 1 0 0 0 0	0 1 0 0 0 0	0 1 0 0 0 0	1 0 0 0 0 1	0 0 0 0 0 0	1 0 0 0 0 1
John Denny, R (1, 1) Greg Gross, L (7, PH) (7, 8)			BBBB 4-0 1B 1-2 BB		0-0 FC5-4 1-2f		BBBB 4-0 BB BB		0-0 FC6-4 1-2f	1 1	0 0	0 0	0 0	1 1	0 0	1 1

TOP

Philadelphia Phillies @ New York Mets
Shea Stadium, Flushing, NY
Thu Apr 07 1983, 3:33 AM EST
Att. 5,730 - Unknown

livebaseballscorecards.com

AB	30
R	2
H	4
RBI	2
BB	7
SO	3
LOB	16

Inning Stats	1	2	3	4	5	6	7	8	9	1B: 2	SF: 0	WP: 0	PA: 37
R	0	0	1	0	0	0	1	0	0	2B: 1	SAC: 0	PB: 0	
E	0	0	0	0	0	0	0	0	0	3B: 0	DP: 1	SB: 1	
K	1	0	0	0	0	0	0	1	1	HR: 1	HBP: 0	CS: 0	
S	5	3	3	3	3	4	4	5	6				
H	0	0	1	0	0	1	1	0	1				
LOB	0	0	2	0	1	2	2	1	1				
BB	0	0	1	0	1	1	2	1	0				
P	5	3	11	3	7	8	12	9	6				

PITCHER		IP	WLS	BF	H	R	ER	SO	BB	IBB	HBP	BLK	WP	HR	S	P	ERA	WHIP
Craig Swan, R	(1, 1)	6.2	W	27	3	2	2	1	5	0	0	0	0	1	24	44	2.70	1.200
ERA: 2.7																		
Neil Allen, R	(7, 1)	2.1	S	10	1	0	0	2	2	0	0	0	0	0	12	20	0.00	1.286
ERA:																		

PITCHER		IP	WLS	BF	H	R	ER	SO	BB	IBB	HBP	BLK	WP	HR	S	P	ERA	WHIP

BOTTOM

Philadelphia Phillies @ New York Mets

Shea Stadium, Flushing, NY

Thu Apr 07 1983, 3:33 AM EST

Att. 5,730 - Unknown

livebaseballscorecards.com

Batter	1	2	3	4	5	6	7	8	9	AB	R	H	RBI	BB	SO	LOB
Mookie Wilson, S (1, 8) OBP: 0.333, SLG: 0.250	E SF7 1B		L3		F9		CS 1B	BBB FC6-4 1-2 2-3 3-H BB		4	1	2	1	1	0	0
Bob Bailor, R (1, 6) OBP: 0.111, SLG: 0.125	SF7 1-H		F8		FC5-4 1B		1-3 1-2	FC6-4 1-2f		4	0	1	1	0	0	4
Dave Kingman, R (1, 3) OBP: 0.125, SLG: 0.125 Mike Jorgensen, L (8, 3)	L7		5-3		FC5-4 1-2f		SSS K			4 0	0 0	0 0	0 0	0 0	1 0	1 0
George Foster, R (1, 7) OBP: 0.714, SLG: 1.333	HR			BBBB 1B 5-3 BB	F7			HBP 1B 2B		3	3	2	1	1	0	1
Danny Heep, L (1, 9) OBP: 1.000, SLG: 1.667	2B			FC6-4 5-3 1-3 1B		1B 2B		BBBB 1B HBP BB BB		3	2	3	0	1	0	0
Hubie Brooks, R (1, 5) OBP: 0.286, SLG: 0.167	6-3			5-3 1-2 3-H		4-3		H 1-0 BB 1B 1-2 2-3 HBP		3	0	0	1	0	0	3
Ron Hodges, L (1, 2) OBP: 0.429, SLG: 0.200		F8		FC6-4 IBB		CS 1B IBB		BB 1B 1-2 2-3 3-H		2	0	1	1	2	0	0
Brian Giles, R (1, 4) OBP: 0.286, SLG: 0.333		5-3		FC6-4 1-2f 2-3		1-2 2-H 1B		SSS K		4	0	1	1	0	1	5
Craig Swan, R (1, 1) Neil Allen, R (7, 1)		5-3		SSS K		F8 2-3		SSS K		3 1	0 0	0 0	0 0	0 0	1 1	4 3
Inning Stats	R: 2 E: 1 K: 0 S: 6 H: 3 LOB: 1 BB: 0 P: 6	R: 0 E: 0 K: 0 S: 3 H: 0 LOB: 0 BB: 0 P: 3	R: 0 E: 0 K: 0 S: 3 H: 0 LOB: 0 BB: 0 P: 3	R: 1 E: 0 K: 1 S: 6 H: 1 LOB: 2 BB: 2 P: 14	R: 0 E: 0 K: 0 S: 4 H: 1 LOB: 1 BB: 0 P: 4	R: 1 E: 0 K: 0 S: 4 H: 2 LOB: 1 BB: 1 P: 8	R: 0 E: 0 K: 1 S: 5 H: 1 LOB: 0 BB: 0 P: 5	R: 2 E: 0 K: 2 S: 9 H: 2 LOB: 3 BB: 2 P: 18		1B: 6 2B: 3 3B: 0 HR: 1	SF: 1 SAC: 0 DP: 0 HBP: 1					

AB	31
R	6
H	10
RBI	6
BB	5
SO	4
LOB	21

WP: 0 PB: 0 SB: 0 CS: 2 PA: 38

PITCHER		IP	WLS	BF	H	R	ER	SO	BB	IBB	HBP	BLK	WP	HR	S	P	ERA	WHIP
John Denny, R ERA: 6.0	(1, 1)	6.0	L	27	7	4	4	1	1	2	0	0	0	1	26	38	6.00	1.333
Porfi Altamirano, R ERA: 18.0	(7, 1)	1.0		6	2	2	2	1	1	0	1	0	0	0	6	11	18.00	3.000
Sid Monge, L ERA:	(8, 1)	0.0		1	1	0	0	0	0	0	0	0	0	0	1	1	∞	∞
Ron Reed, R ERA:	(8, 1)	1.0		4	0	0	0	2	1	0	0	0	0	0	7	11	0.00	1.000

PITCHER	IP	WLS	BF	H	R	ER	SO	BB	IBB	HBP	BLK	WP	HR	S	P	ERA	WHIP

Batter	1	2	3	4	5	6	7	8	9	AB	R	H	RBI	BB	SO	LOB
Lonnie Smith, R (1, 7) OBP: 0.375, SLG: 0.167	3-1			L9		6-3		BB, CS		3	0	0	0	1	0	0
Ozzie Smith, S (1, 6) OBP: 0.500, SLG: 0.714	4-3			G3			1B, 2B	BBBB, WP		3	1	2	0	1	0	0
Keith Hernandez, L (1, 3) OBP: 0.125, SLG: 0.125	4-3			G3			BB, 1B	F8		4	1	1	0	0	0	2
Darrell Porter, L (1, 2)		F6		F7			BB, 1B	BB		2	1	0	0	2	0	1
George Hendrick, R (1, 9) OBP: 0.375, SLG: 0.429		F9			BB, CS		1B	6-3		3	1	1	2	1	0	2
Ken Oberkfell, L (1, 5) OBP: 0.286, SLG: 0.286		L7			G1-6-3, 1B		1B, SF8		F7	4	1	2	0	0	0	0
David Green, R (1, 8) OBP: 0.250, SLG: 0.250			F3		G1-6-3		CS, 1B		F9	4	0	1	2	0	0	1
Mike Ramsey, S (1, 4)			G3			F8	SF8		K	3	0	0	1	0	1	0
Joaquin Andujar, S (1, 1)			K			G3	K			3	0	0	0	0	2	0
Inning Stats	R: 0 E: 0 K: 0 S: 3 H: 0 LOB: 0 BB: 0 P: 3	R: 0 E: 0 K: 0 S: 3 H: 0 LOB: 0 BB: 0 P: 3	R: 0 E: 0 K: 1 S: 5 H: 0 LOB: 0 BB: 0 P: 5	R: 0 E: 0 K: 0 S: 4 H: 1 LOB: 1 BB: 0 P: 4	R: 0 E: 0 K: 0 S: 2 H: 1 LOB: 0 BB: 1 P: 6	R: 0 E: 0 K: 0 S: 3 H: 0 LOB: 0 BB: 0 P: 3	R: 5 E: 0 K: 1 S: 9 H: 5 LOB: 0 BB: 1 P: 13	R: 0 E: 0 K: 0 S: 2 H: 0 LOB: 2 BB: 3 P: 14	R: 0 E: 0 K: 1 S: 5 H: 0 LOB: 0 BB: 0 P: 5	1B: 5 2B: 2 3B: 0 HR: 0 SF: 1 SAC: 0 DP: 1 HBP: 0						

TOP

St. Louis Cardinals @ New York Mets

Shea Stadium, Flushing, NY

Sat Apr 09 1983, 3:33 AM EST

Att. 11,511 - Cloudy - 70 F

livebaseballscorecards.com

AB	29
R	5
H	7
RBI	5
BB	5
SO	3
LOB	6

PITCHER		IP	WLS	BF	H	R	ER	SO	BB	IBB	HBP	BLK	WP	HR	S	P	ERA	WHIP
Mike Torrez, R ERA: 7.5	(1, 1)	6.0	L	25	7	5	5	1	2	0	0	0	0	0	25	33	7.50	1.500
Jesse Orosco, L ERA:	(7, 1)	1.0		2	0	0	0	1	0	0	0	0	0	0	4	4	0.00	0.000
Rick Ownbey, R ERA:	(8, 1)	1.0		5	0	0	0	0	3	0	0	0	1	0	2	14	0.00	3.000
Carlos Diaz, L ERA:	(9, 1)	1.0		3	0	0	0	1	0	0	0	0	0	0	5	5	0.00	0.000

PITCHER		IP	WLS	BF	H	R	ER	SO	BB	IBB	HBP	BLK	WP	HR	S	P	ERA	WHIP

St. Louis Cardinals @ New York Mets

Shea Stadium, Flushing, NY

Sat Apr 09 1983, 3:33 AM EST
Att. 11,511 - Cloudy - 70 F

livebaseballscorecards.com

Batter	1	2	3	4	5	6	7	8	9	AB	R	H	RBI	BB	SO	LOB
Mookie Wilson, S (1, 8) OBP: 0.308, SLG: 0.250	x 0-0 CS 1B		x 0-0 ③ 4-3			x 0-0 ③ G3			x 0-0 ② 1-3	4	0	1	0	0	0	1
Bob Bailor, R (1, 6) OBP: 0.154, SLG: 0.167	x 0-0 ① ② 6-3 1-2			x 0-0 ① 4-3			S S S 0-3 ① K		x 0-0 1B	4	0	1	0	0	1	1
Dave Kingman, R (1, 3) OBP: 0.083, SLG: 0.083	S S S 0-3 ③ K			x 0-0 ② 6-3			S S S 0-3 ② K		x 0-0 ③ F8	4	0	0	0	0	2	1
George Foster, R (1, 7) OBP: 0.500, SLG: 0.889		S S S 0-3 ① K		x 0-0 ③ 2-3			x 0-0 ③ F8			3	0	0	0	0	1	0
Danny Heep, L (1, 9) OBP: 0.714, SLG: 1.000		S S S 0-3 ② K			S S S 0-3 ① K			x 0-0 1B		3	0	1	0	0	2	0
Hubie Brooks, R (1, 5) OBP: 0.200, SLG: 0.111		S S S 0-3 ③ K			S S S 0-3 ② K			x 0-0 ① F9		3	0	0	0	0	2	1
Ron Hodges, L (1, 2) OBP: 0.400, SLG: 0.250			x 0-0 4-3 1B		x 0-0 ③ 1-3			x 0-0 ② F7		3	0	1	0	0	0	1
Brian Giles, R (1, 4) OBP: 0.222, SLG: 0.250			x 0-0 ① 4-3 1-2			x 0-0 ① F9		x 0-0 ③ F9		2	0	0	0	0	0	1
Rusty Staub, L (8, PH)										1	0	0	0	0	0	1
Carlos Diaz, R (9, 1)										0	0	0	0	0	0	0
Mike Torrez, R (1, 1)			S S S 0-3 ② K			x 0-0 ② 6-3			x 0-0 ① F7	2	0	0	0	0	1	1
Jesse Orosco, R (7, 1)										0	0	0	0	0	0	0
Rick Ownbey, R (8, 1)										0	0	0	0	0	0	0
Wally Backman, S (9, 4)										1	0	0	0	0	0	0

Inning Stats	1	2	3	4	5	6	7	8	9		
	R: 0 H: 1	R: 0 H: 0	R: 0 H: 1	R: 0 H: 0	R: 0 H: 0	R: 0 H: 0	R: 0 H: 0	R: 0 H: 1	R: 0 H: 1	1B: 4 SF: 0	WP: 0 PA: 30
	E: 0 LOB: 0	E: 0 LOB: 0	E: 0 LOB: 1	E: 0 LOB: 0	E: 0 LOB: 0	E: 0 LOB: 0	E: 0 LOB: 0	E: 0 LOB: 1	E: 0 LOB: 1	2B: 0 SAC: 0	PB: 0
	K: 1 BB: 0	K: 3 BB: 0	K: 1 BB: 0	K: 0 BB: 0	K: 2 BB: 0	K: 0 BB: 0	K: 2 BB: 0	K: 0 BB: 0	K: 0 BB: 0	3B: 0 DP: 0	SB: 0
	S: 5 P: 5	S: 9 P: 9	S: 6 P: 6	S: 3 P: 3	S: 7 P: 7	S: 3 P: 3	S: 7 P: 7	S: 4 P: 4	S: 4 P: 4	HR: 0 HBP: 0	CS: 1

PITCHER	IP	WLS	BF	H	R	ER	SO	BB	IBB	HBP	BLK	WP	HR	S	P	ERA	WHIP
Joaquin Andujar, R (1, 1) ERA:	9.0	W	30	4	0	0	9	0	0	0	0	0	0	48	48	0.00	0.444

PITCHER	IP	WLS	BF	H	R	ER	SO	BB	IBB	HBP	BLK	WP	HR	S	P	ERA	WHIP

AB	30
R	0
H	4
RBI	0
BB	0
SO	9
LOB	8

Batter	1	2	3	4	5	6	7	8	9	10	AB	R	H	RBI	BB	SO	LOB
Mookie Wilson, S (1, 8) OBP: 0.235, SLG: 0.188	G3		4-3		4-3		5-3			SH3-4 1-2	4	0	0	0	0	0	1
Bob Bailor, R (1, 6) OBP: 0.278, SLG: 0.250	E 1B 1B		F9 WP 1B		1B 1B BB		K			F6	4	2	2	0	1	1	1
Dave Kingman, R (1, 3) OBP: 0.125, SLG: 0.125	K 1-3		F9 1-3		1B 1-3 3-H 1B			6-3		IBB	4	0	1	1	0	1	2
Doug Sisk, R (8, 1)											0	0	0	0	0	0	0
Rusty Staub, L (10, PH)											0	0	0	0	1	0	0
Wally Backman, S (10, PR)											0	0	0	0	0	0	0
Neil Allen, R (10, 1)											0	0	0	0	0	0	0
George Foster, R (1, 7) OBP: 0.467, SLG: 0.714	BB 3-H 1B		F9		1-2 3-H 1B			F3		1-3	5	0	2	2	0	0	3
Danny Heep, L (1, 9) OBP: 0.636, SLG: 0.778	1-2 BB			4-3	4-3			CS 1B			3	0	1	0	1	0	2
Hubie Brooks, R (1, 5) OBP: 0.143, SLG: 0.077	1-3			6-3		6-3		CS 1-2	P6		4	0	0	0	0	0	2
Ron Hodges, L (1, 2) OBP: 0.286, SLG: 0.167		K		F8		P6			F8		4	0	0	0	0	1	0
Brian Giles, R (1, 4) OBP: 0.154, SLG: 0.167		3-1			6-3	4-3			K		4	0	0	0	0	1	0
Tom Seaver, R (1, 1) OBP: 0.250, SLG: 0.750	G3				1B 3B		K			SH3-4 HBP	3	1	1	0	0	1	0
Mike Jorgensen, L (8, 3)											0	0	0	0	0	0	0
Inning Stats	R: 1 H: 2 E: 1 LOB: 2 K: 1 BB: 1 S: 7 P: 11	R: 0 H: 0 E: 0 LOB: 0 K: 1 BB: 0 S: 5 P: 5	R: 0 H: 1 E: 0 LOB: 1 K: 0 BB: 0 S: 4 P: 4	R: 0 H: 0 E: 0 LOB: 0 K: 0 BB: 0 S: 3 P: 3	R: 2 H: 3 E: 0 LOB: 2 K: 0 BB: 1 S: 6 P: 10	R: 0 H: 0 E: 0 LOB: 0 K: 0 BB: 0 S: 3 P: 3	R: 0 H: 0 E: 0 LOB: 0 K: 2 BB: 0 S: 7 P: 7	R: 0 H: 1 E: 0 LOB: 0 K: 0 BB: 0 S: 3 P: 3	R: 0 H: 0 E: 0 LOB: 0 K: 1 BB: 0 S: 5 P: 5	R: 0 H: 0 E: 0 LOB: 2 K: 0 BB: 1 S: 3 P: 8	1B: 6 SF: 0 2B: 0 SAC: 1 3B: 1 DP: 0 HR: 0 HBP: 1						

PITCHER		IP	WLS	BF	H	R	ER	SO	BB	IBB	HBP	BLK	WP	HR	S	P	ERA	WHIP
John Denny, R ERA: 4.15	(1, 1)	7.0		29	6	3	2	4	2	0	0	0	1	0	35	43	2.57	1.143
Porfi Altamirano, R ERA: 6.0	(8, 1)	2.0		6	1	0	0	1	0	0	0	0	0	0	8	8	0.00	0.500
Ron Reed, R ERA: 1.59	(10, 1)	1.0	W	5	0	0	0	0	0	1	1	0	0	0	3	8	0.00	0.000

PITCHER	IP	WLS	BF	H	R	ER	SO	BB	IBB	HBP	BLK	WP	HR	S	P	ERA	WHIP

TOP

New York Mets @ Philadelphia Phillies

Veterans Stadium, Philadelphia, PA

Tue Apr 12 1983, 3:33 AM EST
Att. 31,236 - Unknown

livebaseballscorecards.com

AB	35
R	3
H	7
RBI	3
BB	3
SO	5
LOB	11

WP: 1 PA: 41
PB: 0
SB: 0
CS: 1

Batter	1	2	3	4	5	6	7	8	9	10	AB	R	H	RBI	BB	SO	LOB
Pete Rose, S (1, 3) OBP: 0.222, SLG: 0.280	S S S 0-3 ① K	x 0-0 ③ 3-1			x 0-0 G4-6-3 1B		x 0-0 ③ 4-3		x 0-0 ② SF8 3-H		4	0	1	1	0	1	0
Gary Matthews, R (1, 7) OBP: 0.385, SLG: 0.565	x 0-0 BB S 1B 1B		x 0-0 ① F8		x 0-0 ② ③ G4-6-3 1-2f			B B B B 4-0 G6-4-3 1B BB	x 0-0 ③ 5-3		4	1	1	0	1	0	3
Ron Reed, R (10, 1)											0	0	0	0	0	0	0
Joe Morgan, L (1, 4) OBP: 0.444, SLG: 0.167	B B B B 4-0 BB 1-2 1B BB		B B B B 4-0 F8 S BB			B B B B 4-0 FC5-4 BB		x 0-0 G6-4-3 1-2 1B		x 0-0 ① G3	2	1	1	0	3	0	0
Mike Schmidt, R (1, 5) OBP: 0.385, SLG: 0.278	x 0-0 ② F9		x 0-0 ② F8 1-3			x 0-0 ① FC5-4 1B 1-2f		x 0-0 ① ② G6-4-3 1-2f 2-3	B B B B 4-0 2B 1B BB		4	1	0	0	1	0	6
Von Hayes, L (1, 9) OBP: 0.400, SLG: 0.250	B B B B 4-0 1B 1-2 2-3 BB		x 0-0 ③ L7			x 0-0 1-2 1B		x 0-0 ③ 4-3		x 0-0 ② F8	4	0	1	0	1	0	3
Bo Diaz, R (1, 2) OBP: 0.292, SLG: 0.227	x 0-0 1-2 2-H 3-H 1B			x 0-0 ① 6-3		S S S 0-3 ② K			B B B B 4-0 SH1-4 1B SF8 BB	x 0-0 1-3 1B 2B	3	0	1	2	1	1	2
Bob Dernier, R (9, PR) (10, 8)											0	1	0	0	0	0	0
Tony Perez, R (10, PH) OBP: 0.400, SLG: 0.474											1	0	1	0	0	0	0
Greg Gross, L (1, 8) OBP: 0.444, SLG: 0.429	x 0-0 ③ F8			x 0-0 G6-3 1B		x 0-0 ③ 4-3			x 0-0 SH1-4 1-2 1B	4-0 1B IBB	4	0	2	0	1	0	4
(10, 7)																	
Ivan De Jesus, R (1, 6) OBP: 0.211, SLG: 0.118		S S S 0-3 ① K		x 0-0 ② ③ G6-3 1-2f			x 0-0 ① F2		x 0-0 ① SH1-4 1-2 2-3	x 0-0 1-2 2-3 3-H 1B	2	0	0	0	0	1	1
Larry Milbourne, S (7, PH) OBP: 0.667, SLG: 0.667											2	0	1	1	0	0	0
(8, 6)																	
John Denny, R (1, 1)		S S S 0-3 ② K			x 0-0 ① 4-3		x 0-0 ② F7		I I I I 4-0 IBB		2	0	0	0	0	1	0
Bob Molinaro, L (7, PH) OBP: 0.200, SLG: 0.800											1	0	0	0	0	0	0
Porfi Altamirano, R (8, 1)											0	0	0	0	0	0	0
Len Matuszek, L (9, PH)											0	0	0	0	1	0	0
Ozzie Virgil, R (10, 2)											0	0	0	0	0	0	0
Inning Stats	R: 2 H: 2 E: 0 LOB: 2 K: 1 BB: 2 S: 7 P: 15	R: 0 H: 0 E: 0 LOB: 0 K: 2 BB: 0 S: 7 P: 7	R: 0 H: 0 E: 0 LOB: 1 K: 0 BB: 1 S: 3 P: 7	R: 0 H: 1 E: 0 LOB: 0 K: 0 BB: 0 S: 3 P: 3	R: 0 H: 1 E: 0 LOB: 0 K: 0 BB: 0 S: 3 P: 3	R: 0 H: 1 E: 0 LOB: 2 K: 1 BB: 1 S: 6 P: 10	R: 0 H: 0 E: 0 LOB: 0 K: 0 BB: 0 S: 3 P: 3	R: 0 H: 1 E: 0 LOB: 1 K: 0 BB: 1 S: 3 P: 7	R: 1 H: 1 E: 0 LOB: 2 K: 0 BB: 2 S: 4 P: 12	R: 1 H: 2 E: 0 LOB: 3 K: 0 BB: 2 S: 4 P: 12	1B: 8 SF: 1 2B: 1 SAC: 1 3B: 0 DP: 3 HR: 0 HBP: 0						

PITCHER		IP	WLS	BF	H	R	ER	SO	BB	IBB	HBP	BLK	WP	HR	S	P	ERA	WHIP
Tom Seaver, R ERA: 1.38	(1, 1)	7.0		28	5	2	2	4	4	0	0	0	0	0	32	48	2.57	1.286
Doug Sisk, R ERA: 1.8	(8, 1)	2.0		10	2	1	1	0	2	1	0	0	0	0	7	19	4.50	2.000
Neil Allen, R ERA: 3.0	(10, 1)	0.2	L	6	2	1	1	0	1	1	0	0	0	0	4	12	13.50	4.500

PITCHER	IP	WLS	BF	H	R	ER	SO	BB	IBB	HBP	BLK	WP	HR	S	P	ERA	WHIP

BOTTOM

New York Mets @ Philadelphia Phillies

Veterans Stadium, Philadelphia, PA

Tue Apr 12 1983, 3:33 AM EST
Att. 31,236 - Unknown

livebaseballscorecards.com

AB	33
R	4
H	9
RBI	4
BB	9
SO	4
LOB	19

WP: 0 PA: 44
PB: 0
SB: 2
CS: 0

Batter	1	2	3	4	5	6	7	8	9	AB	R	H	RBI	BB	SO	LOB
Mookie Wilson, S (1, 8) OBP: 0.304, SLG: 0.273	G3 1B		G3 2B 1B	S 2-H 3-H 1B		4-3	F8		4-3	6	1	3	2	0	0	2
Bob Bailor, R (1, 6) OBP: 0.292, SLG: 0.381	G3 1-2		G3 1-2	5-3 1-2		6-3		HR	BB G3 WP	5	1	1	1	1	0	3
Dave Kingman, R (1, 3) OBP: 0.273, SLG: 0.455	K		2-H 2B		WP WP 1B 1B	1B		HR	G3 1-3	6	2	4	2	0	1	2
Mark Bradley, R (9, 9)										0	0	0	0	0	0	0
George Foster, R (1, 7) OBP: 0.333, SLG: 0.500	P3		K		K 1-2	K		L7	L3	6	0	0	0	0	3	5
Danny Heep, L (1, 9) OBP: 0.750, SLG: 1.083		S 1B		HR	WP 1B IBB		BB 1B 1B	1B BB 1B		3	3	3	1	2	0	0
(9, 3)																
Ron Hodges, L (1, 2) OBP: 0.368, SLG: 0.200		F8		K	1B IBB 1-2 2-3		FC1-5 1B 1-3	1B BB 1-2		3	0	1	0	2	1	1
Hubie Brooks, R (1, 5) OBP: 0.263, SLG: 0.222		K		G3 1B 1B	K		FC1-5 1-2 3-H 1B	1B 1-2 2-3		5	1	3	1	0	2	4
Brian Giles, R (1, 4) OBP: 0.222, SLG: 0.235		F8 1-2		G3 1-2 1B	1-3 2-H 3-H 1B		F3	K		5	1	2	2	0	1	6
Craig Swan, R (1, 1)			K	G3 1-2 2-3	P4		FC1-5 1-2 2-3f	4-3		1	0	0	0	0	1	0
Rusty Staub, L (4, PH)										1	0	0	0	0	0	2
Rick Ownbey, R (4, 1)										3	0	0	0	0	0	7
Jesse Orosco, R (9, 1)										0	0	0	0	0	0	0
Neil Allen, R (9, 1)										0	0	0	0	0	0	0
Inning Stats	R: 0 E: 0 K: 1 S: 6 H: 1 LOB: 1 BB: 0 P: 6	R: 0 E: 0 K: 1 S: 6 H: 1 LOB: 1 BB: 0 P: 6	R: 1 E: 0 K: 2 S: 9 H: 2 LOB: 0 BB: 0 P: 9	R: 3 E: 0 K: 1 S: 9 H: 4 LOB: 1 BB: 0 P: 9	R: 2 E: 0 K: 2 S: 9 H: 2 LOB: 2 BB: 2 P: 17	R: 0 E: 0 K: 1 S: 6 H: 1 LOB: 1 BB: 0 P: 6	R: 1 E: 0 K: 0 S: 5 H: 2 LOB: 2 BB: 1 P: 9	R: 2 E: 0 K: 1 S: 9 H: 4 LOB: 3 BB: 1 P: 13	R: 0 E: 0 K: 0 S: 3 H: 0 LOB: 1 BB: 1 P: 7	1B: 13 2B: 1 3B: 0 HR: 3	SF: 0 SAC: 0 DP: 0 HBP: 0						

TOP

New York Mets @ Philadelphia Phillies

Veterans Stadium, Philadelphia, PA

Wed Apr 13 1983, 6:05 PM EST

Att. 20,228 - Unknown

livebaseballscorecards.com

AB	44
R	9
H	17
RBI	9
BB	5
SO	9
LOB	32

PITCHER		IP	WLS	BF	H	R	ER	SO	BB	IBB	HBP	BLK	WP	HR	S	P	ERA	WHIP
Dick Ruthven, R ERA: 7.27	(1, 1)	3.2		19	8	4	4	5	0	0	0	0	0	1	29	29	9.82	2.182
Ed Farmer, R ERA: 5.4	(4, 1)	2.1		12	3	2	2	3	0	2	0	0	2	0	16	24	7.71	1.286
Sid Monge, L ERA: 10.13	(7, 1)	1.1		11	5	3	3	0	2	0	0	0	0	2	9	17	20.25	5.250
Porfi Altamirano, R ERA: 3.86	(8, 1)	1.2	W	7	1	0	0	1	1	0	0	0	1	0	8	12	0.00	1.200

PITCHER		IP	WLS	BF	H	R	ER	SO	BB	IBB	HBP	BLK	WP	HR	S	P	ERA	WHIP

WP: 3 PB: 0 SB: 2 CS: 0 PA: 49

Batter	1	2	3	4	5	6	7	8	9	AB	R	H	RBI	BB	SO	LOB
Pete Rose, S (1, 9) (8, 3) OBP: 0.250, SLG: 0.367	4-3		HR 2B (2-H)	4-3			E 2B		F7	5	2	2	1	0	0	0
Gary Matthews, R (1, 7) OBP: 0.355, SLG: 0.481	4-3		5-3	6-3			F8		BB BB BB	4	1	0	0	1	0	2
Joe Morgan, L (1, 4) OBP: 0.438, SLG: 0.143	G3		G3		BB		E8 (2-H)		BB BB HR (1-2) BB	3	1	0	0	2	0	1
Mike Schmidt, R (1, 5) OBP: 0.387, SLG: 0.409		S E BB	HR (2-H)		F7		6-3		F7	4	2	1	2	1	0	4
Tony Perez, R (1, 3) OBP: 0.375, SLG: 0.435 Porfi Altamirano, R (8, 1) Len Matuszek, L (9, PH)		P6	BB BB 1B		F3		L6		BB HR (1-2 2-3) BB	4 0 0	0 0 1	1 0 0	0 0 0	0 0 1	0 0 0	3 0 0
Von Hayes, L (1, 8) OBP: 0.333, SLG: 0.143 Bill Robinson, R (9, PH) Bob Dernier, R (9, PR)		F8	BB 1B (1-2)		F9			F7	HR (1-2 2-3 3-H) BB	3 0 0	0 0 1	0 0 0	0 1 0	1 1 0	0 0 0	2 0 0
Bo Diaz, R (1, 2) OBP: 0.379, SLG: 0.462	E8 1B (1-H)		BB (1-2 2-3)			F8		2B	HR (1-H 2-H 3-H)	4	1	3	5	1	0	0
Ivan De Jesus, R (1, 6) OBP: 0.182, SLG: 0.100 Larry Milbourne, S (8, PH) OBP: 0.500, SLG: 0.500 (9, 6)	F8	F8			F8		F9			3 1	0 0	0 0	0 0	0 0	0 0	4 1
Dick Ruthven, R (1, 1) OBP: 0.500, SLG: 1.000 Ed Farmer, R (4, 1) Bob Molinaro, L (6, PH) OBP: 0.167, SLG: 0.667 Sid Monge, S (7, 1) Greg Gross, L (8, 9) OBP: 0.421, SLG: 0.400			2B 2B	K		K		F7		1 1 1 0 1	1 0 0 0 0	1 0 0 0 0	0 0 0 0 0	0 1 1 0 0	0 0 0 0 0	0 0 0 0 1
Inning Stats	R: 0 E: 0 K: 0 S: 3 H: 0 LOB: 0 BB: 0 P: 3	R: 1 E: 1 K: 0 S: 4 H: 1 LOB: 1 BB: 1 P: 8	R: 3 E: 0 K: 0 S: 7 H: 4 LOB: 3 BB: 2 P: 15	R: 0 E: 0 K: 1 S: 5 H: 0 LOB: 0 BB: 0 P: 5	R: 0 E: 0 K: 0 S: 3 H: 0 LOB: 1 BB: 1 P: 7	R: 0 E: 0 K: 1 S: 5 H: 0 LOB: 0 BB: 0 P: 5	R: 1 E: 1 K: 0 S: 5 H: 1 LOB: 1 BB: 0 P: 5	R: 0 E: 0 K: 0 S: 4 H: 1 LOB: 1 BB: 0 P: 4	R: 5 E: 0 K: 0 S: 3 H: 1 LOB: 1 BB: 4 P: 19	1B: 2 2B: 4 3B: 0 HR: 2	SF: 0 SAC: 0 DP: 0 HBP: 0						

PITCHER		IP	WLS	BF	H	R	ER	SO	BB	IBB	HBP	BLK	WP	HR	S	P	ERA	WHIP
Craig Swan, R ERA: 5.59	(1, 1)	3.0		17	5	4	4	0	3	0	0	0	0	1	14	26	12.00	2.667
Rick Ownbey, R ERA: 4.05	(4, 1)	5.2		24	2	4	3	2	4	0	0	0	0	0	24	40	4.76	1.059
Jesse Orosco, L ERA: 9.0	(9, 1)	0.0		1	0	0	0	0	1	0	0	0	0	0	0	4	∞	∞
Neil Allen, R ERA: 6.0	(9, 1)	0.0	L	1	1	2	2	0	0	0	0	0	0	1	1	1	∞	∞

PITCHER	IP	WLS	BF	H	R	ER	SO	BB	IBB	HBP	BLK	WP	HR	S	P	ERA	WHIP

BOTTOM

New York Mets @ Philadelphia Phillies

Veterans Stadium, Philadelphia, PA

Wed Apr 13 1983, 6:05 PM EST

Att. 20,228 - Unknown

livebaseballscorecards.com

AB	35
R	10
H	8
RBI	9
BB	8
SO	2
LOB	18

WP: 0	PA: 43		
PB: 0			
SB: 1			
CS: 0			

Batter	1	2	3	4	5	6	7	8	9	AB	R	H	RBI	BB	SO	LOB
Mookie Wilson, S (1, 8) OBP: 0.259, SLG: 0.231	6-3		F8		FC3-6 FC6-4 1-2f			6-3		4	0	0	0	0	0	1
Bob Bailor, R (1, 6) OBP: 0.321, SLG: 0.417 Doug Sisk, R (8, 1)	4-0 1B BB		F8		FC6-4 1-2f			2B		3 0	0 0	1 0	0 0	1 0	0 0	1 0
Dave Kingman, R (1, 3) OBP: 0.269, SLG: 0.400	F8			4-0 G4-6-3 BB		F7		F8		3	0	0	0	1	0	2
George Foster, R (1, 7) OBP: 0.360, SLG: 0.500	FC6-4 1-3 1B			G4-6-3 1-2f		6-3			FC1-6 1B	4	0	2	0	0	0	1
Danny Heep, L (1, 9) OBP: 0.650, SLG: 0.867	FC6-4 1-2f			4-0 BB		4-3			FC1-6 G5-4-3 1-2f	3	0	0	0	1	0	3
Ron Hodges, L (1, 2) OBP: 0.304, SLG: 0.158		F9		G3			3-1		G5-4-3 1-2f	4	0	0	0	0	0	2
Hubie Brooks, R (1, 5) OBP: 0.273, SLG: 0.381		F9					5-3			3	1	1	1	0	0	0
Brian Giles, R (1, 4) OBP: 0.238, SLG: 0.211 (8, 6)		6-3			4-0 FC3-6 BB		F8			2	0	0	0	1	0	0
Mike Torrez, R (1, 1) Carlos Diaz, R (1, 1) Mike Jorgensen, L (5, PH) Jesse Orosco, R (5, 1) Wally Backman, S (8, PH) (8, 4)			4-3		F8			K		0 1 1 0 1	0 0 0 0 0	0 0 0 0 0	0 0 0 0 0	0 0 0 0 1	0 0 0 0 0	0 0 1 0 0

TOP

New York Mets @ St. Louis Cardinals

Busch Stadium, St. Louis, MO

Thu Apr 14 1983, 6:05 PM CST

Att. 11,941 - Unknown

livebaseballscorecards.com

AB	29
R	1
H	4
RBI	1
BB	4
SO	1
LOB	11

Inning Stats	1	2	3	4	5	6	7	8	9
	R: 0 E: 0 K: 0 S: 4	R: 0 E: 0 K: 0 S: 3	R: 0 E: 0 K: 0 S: 3	R: 0 E: 0 K: 0 S: 2	R: 1 E: 0 K: 0 S: 4	R: 0 E: 0 K: 0 S: 3	R: 0 E: 0 K: 0 S: 3	R: 0 E: 0 K: 1 S: 6	R: 0 E: 0 K: 0 S: 3
	H: 1 LOB: 2 BB: 1 P: 8	H: 0 LOB: 0 BB: 0 P: 3	H: 0 LOB: 0 BB: 0 P: 3	H: 0 LOB: 1 BB: 2 P: 10	H: 1 LOB: 1 BB: 1 P: 8	H: 0 LOB: 0 BB: 0 P: 3	H: 0 LOB: 0 BB: 0 P: 3	H: 1 LOB: 1 BB: 0 P: 6	H: 1 LOB: 0 BB: 0 P: 3

| | | | | |

Batter	1	2	3	4	5	6	7	8	9	AB	R	H	RBI	BB	SO	LOB
Lonnie Smith, R (1, 7) OBP: 0.318, SLG: 0.211	S 1B 6-3			5-3			L9			4	1	1	0	0	0	0
Ozzie Smith, S (1, 6) OBP: 0.455, SLG: 0.500	S 2B 1B 1-H	CS 1B			F7		F7			4	1	2	1	0	0	0
Keith Hernandez, L (1, 3) OBP: 0.364, SLG: 0.476	K 1-2	F9 1-2			F7		2B			4	0	1	0	0	1	2
Darrell Porter, L (1, 2) OBP: 0.286, SLG: 0.333	FC6-4 3B 2B 2-H	K			2B		4-1			4	1	2	1	0	1	1
George Hendrick, R (1, 9) OBP: 0.524, SLG: 0.895	FC6-4 BB		6-3		F7			F8		3	0	0	0	1	0	1
Ken Oberkfell, L (1, 5) OBP: 0.333, SLG: 0.316	FC6-4 3B 1-2f 2-3		F9			4-3 6-3 1B		1B BB		3	1	1	0	1	0	2
David Green, R (1, 8) OBP: 0.273, SLG: 0.350	1B 3B 1-H 3-H		5-3			6-3 1-2		K		4	1	1	2	0	1	2
Mike Ramsey, S (1, 4) OBP: 0.300, SLG: 0.278	E 1B 3-H			F8		4-3 2-3		1B 1-3		4	1	2	1	0	0	1
Bob Forsch, R (1, 1) OBP: 0.200, SLG: 0.400	E2 2B 1-H			P4		P4		P4		4	1	1	1	0	0	3
Inning Stats	R: 7 E: 1 K: 1 S: 11 H: 6 LOB: 0 BB: 1 P: 15	R: 0 E: 0 K: 1 S: 5 H: 1 LOB: 0 BB: 0 P: 5	R: 0 E: 0 K: 0 S: 3 H: 0 LOB: 0 BB: 0 P: 3	R: 0 E: 0 K: 0 S: 3 H: 0 LOB: 0 BB: 0 P: 3	R: 0 E: 0 K: 0 S: 4 H: 1 LOB: 1 BB: 0 P: 4	R: 0 E: 0 K: 0 S: 4 H: 1 LOB: 1 BB: 0 P: 4	R: 0 E: 0 K: 0 S: 4 H: 1 LOB: 1 BB: 0 P: 4	R: 0 E: 0 K: 1 S: 6 H: 1 LOB: 2 BB: 1 P: 10		1B: 6 2B: 4 3B: 1 HR: 0 SF: 0 SAC: 0 DP: 0 HBP: 0						

PITCHER		IP	WLS	BF	H	R	ER	SO	BB	IBB	HBP	BLK	WP	HR	S	P	ERA	WHIP
Mike Torrez, R ERA: 14.85	(1, 1)	0.2	L	9	6	7	6	1	1	0	0	0	0	0	10	14	81.00	10.500
Carlos Diaz, L ERA:	(1, 1)	3.1		10	1	0	0	1	0	0	0	0	0	0	12	12	0.00	0.300
Jesse Orosco, L ERA: 2.25	(5, 1)	3.0		12	3	0	0	0	0	0	0	0	0	0	12	12	0.00	1.000
Doug Sisk, R ERA: 1.5	(8, 1)	1.0		5	1	0	0	1	1	0	0	0	0	0	6	10	0.00	2.000

PITCHER	IP	WLS	BF	H	R	ER	SO	BB	IBB	HBP	BLK	WP	HR	S	P	ERA	WHIP

BOTTOM

New York Mets @ St. Louis Cardinals

Busch Stadium, St. Louis, MO

Thu Apr 14 1983, 6:05 PM CST

Att. 11,941 - Unknown

livebaseballscorecards.com

AB	34
R	7
H	11
RBI	6
BB	2
SO	3
LOB	12

WP: 0 PB: 0 SB: 2 CS: 1 PA: 36

Batter	1	2	3	4	5	6	7	8	9	AB	R	H	RBI	BB	SO	LOB
Mookie Wilson, S (1, 8) OBP: 0.258, SLG: 0.267	SSS 0-3 ① K		x 0-0 ② 2B			x 0-0 ① F7		x 0-0 ② G3 3-H		4	0	1	1	0	1	0
Danny Heep, L (1, 9) OBP: 0.667, SLG: 1.053	x 0-0 1B		x 0-0 ③ F7			x 0-0 2B		x 0-0 HR		4	1	3	1	0	0	1
Dave Kingman, R (1, 3) OBP: 0.233, SLG: 0.345	x 0-0 ② F9			SSS 0-3 ① K		x 0-0 ② 6-3		x 0-0 ③ P3		4	0	0	0	0	1	2
George Foster, R (1, 7) OBP: 0.310, SLG: 0.429	x 0-0 ③ F9			x 0-0 ② P6		x 0-0 ③ 1-3			x 0-0 ① 1-3	4	0	0	0	0	0	2
Ron Hodges, L (1, 2) OBP: 0.296, SLG: 0.174		x 0-0 ① 4-3		x 0-0 1B			x 0-0 ① 6-3		x 0-0 ② 4-3	4	0	1	0	0	0	0
Hubie Brooks, R (1, 5) OBP: 0.269, SLG: 0.360		x 0-0 CS 1B		x 0-0 ③ F9			x 0-0 ② 6-3		SSS 0-3 ③ K	4	0	1	0	0	1	1
Wally Backman, S (1, 4)		x 0-0 ②③ F7 1-2			x 0-0 ① F7		x 0-0 ③ 5-3			3	0	0	0	0	0	1
Ron Gardenhire, R (1, 6)			x 0-0 ① 6-3		x 0-0 ② F7			x 0-0 4-3 G3 2B		2	0	0	0	0	0	0
Mike Jorgensen, L (8, PH) OBP: 0.667, SLG: 1.000										1	1	1	0	0	0	0
Bob Bailor, R (8, 6) OBP: 0.321, SLG: 0.417										0	0	0	0	0	0	0
Scott Holman, R (1, 1)			SSS 0-3 ② K		x 0-0 ③ 6-3			x 0-0 ① 4-3 2-3		2	0	0	0	0	1	0
Jesse Orosco, R (6, 1)										0	0	0	0	0	0	0
Rusty Staub, L (8, PH)										1	0	0	0	0	0	1
Mike Torrez, R (8, 1)										0	0	0	0	0	0	0
Inning Stats	R: 0 E: 0 K: 1 S: 6 H: 1 LOB: 1 BB: 0 P: 6	R: 0 E: 0 K: 0 S: 3 H: 1 LOB: 0 BB: 0 P: 3	R: 0 E: 0 K: 1 S: 6 H: 1 LOB: 1 BB: 0 P: 6	R: 0 E: 0 K: 1 S: 6 H: 1 LOB: 1 BB: 0 P: 6	R: 0 E: 0 K: 0 S: 3 H: 0 LOB: 0 BB: 0 P: 3	R: 0 E: 0 K: 0 S: 4 H: 1 LOB: 1 BB: 0 P: 4	R: 0 E: 0 K: 0 S: 3 H: 0 LOB: 0 BB: 0 P: 3	R: 2 E: 0 K: 0 S: 5 H: 2 LOB: 0 BB: 0 P: 5	R: 0 E: 0 K: 1 S: 5 H: 0 LOB: 0 BB: 0 P: 5	1B: 3 2B: 3 3B: 0 HR: 1	SF: 0 SAC: 0 DP: 0 HBP: 0						

PITCHER		IP	WLS	BF	H	R	ER	SO	BB	IBB	HBP	BLK	WP	HR	S	P	ERA	WHIP
John Stuper, R ERA: 2.25	(1, 1)	8.0	W	30	7	2	2	3	0	0	0	0	0	1	36	36	2.25	0.875
Bruce Sutter, R ERA: 3.0	(9, 1)	1.0	S	3	0	0	0	1	0	0	0	0	0	0	5	5	0.00	0.000

PITCHER		IP	WLS	BF	H	R	ER	SO	BB	IBB	HBP	BLK	WP	HR	S	P	ERA	WHIP

TOP

New York Mets @ St. Louis Cardinals

Busch Stadium, St. Louis, MO

Fri Apr 15 1983, 6:05 PM CST
Att. 20,443 - Unknown

livebaseballscorecards.com

AB	33
R	2
H	7
RBI	2
BB	0
SO	4
LOB	8

WP: 0 PB: 0 SB: 0 CS: 1 PA: 33

New York Mets @ St. Louis Cardinals

Busch Stadium, St. Louis, MO

Fri Apr 15 1983, 6:05 PM CST

Att. 20,443 - Unknown

livebaseballscorecards.com

BOTTOM

Batter	1	2	3	4	5	6	7	8	9	AB	R	H	RBI	BB	SO	LOB
Lonnie Smith, R (1, 7) OBP: 0.296, SLG: 0.208	SSS 0-3 K ①	x 0-0 L5 ③		x 0-0 2-H 1B		x 0-0 F8 ②		x 0-0 F9 ③		5	0	1	1	0	1	4
Ozzie Smith, S (1, 6) OBP: 0.423, SLG: 0.435	x 0-0 1-3 ②		x 0-0 6-3 ①	x 0-0 F7 ③		BBBB 4-0 1-2 BB				3	0	0	0	1	0	1
Keith Hernandez, L (1, 3) OBP: 0.385, SLG: 0.480	x 0-0 1B		x 0-0 HR 1B		SSS 0-3 K ①	SSS 0-3 K ③				4	1	2	0	0	2	2
Darrell Porter, L (1, 2) OBP: 0.280, SLG: 0.318	SSS 0-3 K ③		x 0-0 P6 ②		x 0-0 1B		x 0-0 4-3 ①			4	0	1	0	0	1	2
George Hendrick, R (1, 9) OBP: 0.480, SLG: 0.913		x 0-0 F9 ①	x 0-0 1-H HR		x 0-0 F2 ②		x 0-0 6-3 ②			4	1	1	2	0	0	1
Ken Oberkfell, L (1, 5) OBP: 0.320, SLG: 0.304		x 0-0 F8 WP 1B 1B	x 0-0 4-1 ③		x 0-0 P6 ③		x 0-0 5-3 ③			4	1	1	0	0	0	1
David Green, R (1, 8) OBP: 0.269, SLG: 0.375		x 0-0 F8 ② 1-3		x 0-0 6-3 ①		x 0-0 E5 1B SH		x 0-0 SH1-3 FC6-2 2B		4	1	1	0	0	0	1
Mike Ramsey, S (1, 4) OBP: 0.391, SLG: 0.350		4-0 1B IBB		x 0-0 SH1 1B 1B		x 0-0 ① 1-3 1B		x 0-0 ① SH1-3 2-3		2	1	2	0	1	0	0
John Stuper, R (1, 1) OBP: 1.000, SLG: 1.000		x 0-0 1-3 3-H 1B		x 0-0 SH1 ② 1-2		x 0-0 SH BB 3-H		x 0-0 FC6-2 ② 3-H		1	0	1	2	0	0	0
Dane Iorg, L (8, PH)										1	0	0	0	0	0	1
Gene Roof, S (8, PR)										0	0	0	0	0	0	0
Bruce Sutter, R (9, 1)										0	0	0	0	0	0	0
Inning Stats	R: 0 E: 0 K: 2 S: 8 H: 1 LOB: 1 BB: 0 P: 8	R: 1 E: 0 K: 0 S: 5 H: 2 LOB: 2 BB: 1 P: 9	R: 2 E: 0 K: 0 S: 5 H: 2 LOB: 0 BB: 0 P: 5	R: 1 E: 0 K: 0 S: 5 H: 2 LOB: 1 BB: 0 P: 5	R: 0 E: 0 K: 1 S: 6 H: 1 LOB: 1 BB: 0 P: 6	R: 1 E: 2 K: 1 S: 7 H: 1 LOB: 2 BB: 1 P: 11	R: 0 E: 0 K: 0 S: 3 H: 0 LOB: 0 BB: 0 P: 3	R: 0 E: 0 K: 0 S: 4 H: 1 LOB: 1 BB: 0 P: 4		1B: 8 2B: 1 3B: 0 HR: 1	SF: 0 SAC: 3 DP: 0 HBP: 0					

AB	32
R	5
H	10
RBI	5
BB	2
SO	4
LOB	13

WP: 1 PB: 0 SB: 0 CS: 0 PA: 37

PITCHER		IP	WLS	BF	H	R	ER	SO	BB	IBB	HBP	BLK	WP	HR	S	P	ERA	WHIP
Scott Holman, R ERA: 6.35	(1, 1)	5.2	L	29	9	5	4	3	1	1	0	0	1	1	33	41	6.35	1.765
Jesse Orosco, L ERA: 1.69	(6, 1)	1.1		4	0	0	0	1	0	0	0	0	0	0	6	6	0.00	0.000
Mike Torrez, R ERA: 12.91	(8, 1)	1.0		4	1	0	0	0	0	0	0	0	0	0	4	4	0.00	1.000

PITCHER	IP	WLS	BF	H	R	ER	SO	BB	IBB	HBP	BLK	WP	HR	S	P	ERA	WHIP

Batter	1	2	3	4	5	6	7	8	9	AB	R	H	RBI	BB	SO	LOB
Mookie Wilson, S (1, 8) OBP: 0.257, SLG: 0.265	F8		E6, 1B, G5-4-3, 1B		L9		G6-3, 1-2f			4	1	1	0	0	0	2
Bob Bailor, R (1, 6) OBP: 0.313, SLG: 0.393	F8		G5-4-3, 2-3, 1B		F7			1-3		4	0	1	0	0	0	1
Dave Kingman, R (1, 3) OBP: 0.265, SLG: 0.364	WP, 1B		G5-4-3, 1-2f, 3-H			S, 1B		6-3		4	1	2	0	0	0	1
George Foster, R (1, 7) OBP: 0.273, SLG: 0.375	K, 1-2		1-3			K, 1-2		F4		4	0	0	0	0	2	2
Mike Bishop, R (1, 2) Ron Hodges, L (9, PH) OBP: 0.286, SLG: 0.167		K		K		5-3			K	3 1	0 0	0 0	0 0	0 0	2 1	1 0
Danny Heep, L (1, 9) OBP: 0.643, SLG: 0.955		FC5-4, 1B, BB		K		2-H, 1B			3-1	3	0	1	1	1	1	0
Hubie Brooks, R (1, 5) OBP: 0.267, SLG: 0.345		FC5-4, 1-2, 1B		K		K			6-3	4	0	1	0	0	2	1
Brian Giles, R (1, 4) OBP: 0.250, SLG: 0.190		FC5-4, 1-2f, 2-3			BLK, BB		F9			2	0	0	0	1	0	2
Ed Lynch, R (1, 1) OBP: 0.333, SLG: 0.333 Doug Sisk, R (7, 1)		K			L9, 1-2		G6-3, 1B			3 0	0 0	1 0	0 0	0 0	1 0	3 0
Inning Stats	R: 0 E: 0 K: 1 S: 6 H: 1 LOB: 1 BB: 0 P: 6	R: 0 E: 0 K: 2 S: 8 H: 1 LOB: 2 BB: 1 P: 12	R: 1 E: 1 K: 0 S: 4 H: 2 LOB: 0 BB: 0 P: 4	R: 0 E: 0 K: 3 S: 9 H: 0 LOB: 0 BB: 0 P: 9	R: 0 E: 0 K: 0 S: 3 H: 0 LOB: 1 BB: 1 P: 7	R: 1 E: 0 K: 2 S: 9 H: 2 LOB: 1 BB: 0 P: 9	R: 0 E: 0 K: 0 S: 3 H: 1 LOB: 0 BB: 0 P: 3	R: 0 E: 0 K: 0 S: 3 H: 0 LOB: 0 BB: 0 P: 3	R: 0 E: 0 K: 1 S: 5 H: 0 LOB: 0 BB: 0 P: 5	1B: 7 2B: 0 3B: 0 HR: 0 SF: 0 SAC: 0 DP: 2 HBP: 0						

PITCHER	IP	WLS	BF	H	R	ER	SO	BB	IBB	HBP	BLK	WP	HR	S	P	ERA	WHIP
Dave LaPoint, L (1, 1) ERA: 2.19	7.0	W	28	7	2	1	8	2	0	0	1	1	0	42	50	1.29	1.286
Bruce Sutter, R (8, 1) ERA: 1.8	2.0		6	0	0	0	1	0	0	0	0	0	0	8	8	0.00	0.000

PITCHER	IP	WLS	BF	H	R	ER	SO	BB	IBB	HBP	BLK	WP	HR	S	P	ERA	WHIP

TOP

New York Mets @ St. Louis Cardinals

Busch Stadium, St. Louis, MO

Sat Apr 16 1983, 6:05 PM CST
Att. 27,137 - Unknown

livebaseballscorecards.com

AB	32
R	2
H	7
RBI	1
BB	2
SO	9
LOB	13

WP: 1 PB: 0 SB: 1 CS: 0 PA: 34

New York Mets @ St. Louis Cardinals

Busch Stadium, St. Louis, MO

Sat Apr 16 1983, 6:05 PM CST

Att. 27,137 - Unknown

livebaseballscorecards.com

BOTTOM

Batter	1	2	3	4	5	6	7	8	9	AB	R	H	RBI	BB	SO	LOB
Lonnie Smith, R (1, 7) OBP: 0.323, SLG: 0.222	5-3		HBP		F7		S 1B; 1B; 3-H			3	1	1	1	0	0	0
Ozzie Smith, S (1, 6) OBP: 0.400, SLG: 0.407	F7		K			1-3	1-H; 1B			4	0	1	1	0	1	1
Keith Hernandez, L (1, 3) OBP: 0.367, SLG: 0.448	WP; 1B		F8			G3	F7			4	0	1	0	0	0	3
Darrell Porter, L (1, 2) OBP: 0.241, SLG: 0.269	F7; 1-3			K		4-3	F5			4	0	0	0	0	1	3
George Hendrick, R (1, 9) OBP: 0.448, SLG: 0.815		6-3		F3			E4; SH5-3; 1B	G6-3; 1B		4	1	1	0	0	0	0
Ken Oberkfell, L (1, 5) OBP: 0.286, SLG: 0.269		F5		F8			SH5-3; 1-2	G6-3; 1-2f		3	0	0	0	0	0	1
David Green, R (1, 8) OBP: 0.367, SLG: 0.500		BBBB; FC4-6; BB			SF8; 3B		2-H; 3B; 1B	BBBB; BB		2	2	2	1	2	0	0
Mike Ramsey, S (1, 4) OBP: 0.370, SLG: 0.435		FC4-6; 1-2f			SF8; 3-H		1-H; 3B; 3B	4-3		3	1	1	2	0	0	2
Dave LaPoint, L (1, 1)			4-3		6-3		1B; 3-H; 3B			2	0	0	0	0	0	0
Dane Iorg, L (7, PH) OBP: 0.667, SLG: 1.500										1	0	1	1	0	0	0
Gene Roof, S (7, PR)										0	1	0	0	0	0	0
Bruce Sutter, R (8, 1)										0	0	0	0	0	0	0
Inning Stats	R: 0 E: 0 K: 0 S: 4 H: 1 LOB: 1 BB: 0 P: 4	R: 0 E: 0 K: 0 S: 3 H: 0 LOB: 1 BB: 1 P: 7	R: 0 E: 0 K: 1 S: 5 H: 0 LOB: 1 BB: 0 P: 6	R: 0 E: 0 K: 1 S: 5 H: 0 LOB: 0 BB: 0 P: 5	R: 1 E: 0 K: 0 S: 4 H: 1 LOB: 0 BB: 0 P: 4	R: 0 E: 0 K: 0 S: 3 H: 0 LOB: 0 BB: 0 P: 3	R: 5 E: 1 K: 0 S: 9 H: 5 LOB: 2 BB: 0 P: 9	R: 0 E: 0 K: 0 S: 3 H: 1 LOB: 1 BB: 1 P: 7		1B: 5 2B: 0 3B: 3 HR: 0	SF: 1 SAC: 1 DP: 1 HBP: 1						

PITCHER		IP	WLS	BF	H	R	ER	SO	BB	IBB	HBP	BLK	WP	HR	S	P	ERA	WHIP
Ed Lynch, R ERA: 5.68	(1, 1)	6.1	L	27	5	5	4	2	1	0	1	0	1	0	29	34	5.68	0.947
Doug Sisk, R ERA: 2.35	(7, 1)	1.2		8	3	1	1	0	1	0	0	0	0	0	7	11	5.40	2.400

PITCHER	IP	WLS	BF	H	R	ER	SO	BB	IBB	HBP	BLK	WP	HR	S	P	ERA	WHIP

AB	30
R	6
H	8
RBI	6
BB	2
SO	2
LOB	10

WP: 2 PB: 0 SB: 1 CS: 0 PA: 35

Batter	1	2	3	4	5	6	7	8	9	AB	R	H	RBI	BB	SO	LOB
Lee Lacy, R (1, 9) OBP: 0.391, SLG: 0.545	B B B B 4-0 4-3 S BB		x 0-0 1B			x 0-0 3-1 1B		x 0-0 ① 6-3		3	0	2	0	1	0	0
Lee Mazzilli, S (1, 8) OBP: 0.435, SLG: 0.500	x 0-0 ① F6 1-2		x 0-0 ③ 3-1			x 0-0 ① 3-1 1-2		S S S 0-3 ② K		4	0	0	0	0	1	3
Bill Madlock, R (1, 5) OBP: 0.268, SLG: 0.237	x 0-0 ② 4-3 2-3			x 0-0 ① F8		x 0-0 ② 1-3		x 0-0 ③ 4-3		4	0	0	0	0	0	2
Jason Thompson, L (1, 3) OBP: 0.378, SLG: 0.459	S S S 0-3 ③ K			S S S 0-3 ② K		x 0-0 ③ 1-3			x 0-0 ① F4	4	0	0	0	0	2	2
Mike Easler, L (1, 7) OBP: 0.375, SLG: 0.391		S S S 0-3 ① K		x 0-0 ③ G3			B B B B 4-0 CS BB		S S S 0-3 ② K	3	0	0	0	1	2	0
Johnny Ray, S (1, 4) OBP: 0.205, SLG: 0.289		x 0-0 ② 1-3			x 0-0 ① L4		S S S 0-3 ① ② K 1-2		x 0-0 ③ 6-3	4	0	0	0	0	1	1
Tony Peña, R (1, 2) OBP: 0.351, SLG: 0.364		S S S 0-3 ③ K			x 0-0 1B		x 0-0 E5 BB			3	0	1	0	0	1	0
Dale Berra, R (1, 6) OBP: 0.324, SLG: 0.529			x 0-0 ① 5-3		x 0-0 ② F8		B B B B 4-0 1-2 BB			2	0	0	0	1	0	1
Larry McWilliams, L (1, 1) OBP: 0.333, SLG: 0.200 Dave Parker, L (5, PH) OBP: 0.333, SLG: 0.286 Manny Sarmiento, R (5, 1) Richie Hebner, L (7, PH) OBP: 0.500, SLG: 0.400 Jim Winn, R (7, 1)			S S S 0-3 ② K		x 0-0 ③ 4-1		S S S 0-3 ③ K			1 1 0 1 0	0 0 0 0 0	0 0 0 0 0	0 0 0 0 0	0 0 0 0 0	1 0 0 1 0	0 1 0 2 0
Inning Stats	R: 0 E: 0 K: 1 S: 5 H: 0 LOB: 1 BB: 1 P: 9	R: 0 E: 0 K: 2 S: 7 H: 0 LOB: 0 BB: 0 P: 7	R: 0 E: 0 K: 1 S: 6 H: 1 LOB: 1 BB: 0 P: 6	R: 0 E: 0 K: 1 S: 5 H: 0 LOB: 0 BB: 0 P: 5	R: 0 E: 0 K: 0 S: 4 H: 1 LOB: 1 BB: 0 P: 4	R: 0 E: 0 K: 0 S: 4 H: 1 LOB: 1 BB: 0 P: 4	R: 0 E: 1 K: 2 S: 7 H: 0 LOB: 2 BB: 2 P: 15	R: 0 E: 0 K: 1 S: 5 H: 0 LOB: 0 BB: 0 P: 5	R: 0 E: 0 K: 1 S: 5 H: 0 LOB: 0 BB: 0 P: 5	1B: 3 2B: 1 3B: 0 HR: 0	SF: 0 SAC: 0 DP: 1 HBP: 0					

PITCHER	IP	WLS	BF	H	R	ER	SO	BB	IBB	HBP	BLK	WP	HR	S	P	ERA	WHIP
Tom Seaver, R (1, 1) ERA: 0.82	9.0	W	33	3	0	0	9	3	0	0	0	0	0	48	60	0.00	0.667

PITCHER	IP	WLS	BF	H	R	ER	SO	BB	IBB	HBP	BLK	WP	HR	S	P	ERA	WHIP

TOP

Pittsburgh Pirates @ New York Mets

Shea Stadium, Flushing, NY

Wed Apr 20 1983, 6:05 PM EST

Unknown

livebaseballscorecards.com

AB	30
R	0
H	3
RBI	0
BB	3
SO	9
LOB	12

PA: 33

WP: 0
PB: 0
SB: 1
CS: 1

Pittsburgh Pirates @ New York Mets

Shea Stadium, Flushing, NY

Wed Apr 20 1983, 6:05 PM EST

Unknown

BOTTOM

Batter	1	2	3	4	5	6	7	8	9	AB	R	H	RBI	BB	SO	LOB
Mookie Wilson, S (1, 8) OBP: 0.275, SLG: 0.289	SSS 0-3 ① K	x 0-0 ② SF8 3-H		x 0-0 E 1B		x 0-0 ③ 4-3		x 0-0 FC6-4 1-2 1B		4	0	2	1	0	1	1
Bob Bailor, R (1, 6) OBP: 0.297, SLG: 0.364	x 0-0 ② G3	x 0-0 ③ 4-3		x 0-0 E6 G6-4-3 1-2			x 0-0 HR 1B	x 0-0 ③ FC6-4 1-2f		5	1	1	0	0	0	3
Dave Kingman, R (1, 3) OBP: 0.289, SLG: 0.459 Mike Jorgensen, L (8, 3) OBP: 0.667, SLG: 1.000	x 0-0 BLK 1B	x 0-0 ① F3	x 0-0 ② ③ G6-4-3 1-2f				x 0-0 1-H HR			4	1	2	2	0	0	2
										0	0	0	0	0	0	0
George Foster, R (1, 7) OBP: 0.297, SLG: 0.353	BBBB 4-0 1-3 BB	BBBB 4-0 BB 1B BB			SSS 0-3 ① K		x 0-0 ① 6-3			2	1	0	0	2	1	0
Mark Bradley, R (1, 9)	SSS 0-3 ③ K		BBBB 4-0 1B 1-2 BB		x 0-0 ② 1-3		x 0-0 ② 1-3			3	0	0	0	1	1	2
Hubie Brooks, R (1, 5) OBP: 0.235, SLG: 0.303		SSS 0-3 ① K	SSS 0-3 ② K		x 0-0 ③ 6-3		x 0-0 ③ 6-3			4	0	0	0	0	2	2
Ron Hodges, L (1, 2) OBP: 0.281, SLG: 0.179		x 0-0 E1 E 2B	x 0-0 1-3 2-H 1B			x 0-0 ① 4-3		x 0-0 ① 4-3		4	1	1	1	0	0	0
Brian Giles, R (1, 4) OBP: 0.286, SLG: 0.250		x 0-0 1-H 3B 2B	x 0-0 ③ L4			BBBB 4-0 SH2-4 BB		x 0-0 ② 5-3		3	1	1	1	1	0	2
Tom Seaver, R (1, 1) OBP: 0.429, SLG: 1.000		x 0-0 SF8 2-H 3B		x 0-0 ① P6		x 0-0 ② SH2-4 1-2		BBBB 4-0 1B BB		2	1	1	1	1	0	0
Inning Stats	R: 0 E: 0 K: 2 S: 8 H: 1 LOB: 2 BB: 1 P: 12	R: 3 E: 2 K: 1 S: 8 H: 2 LOB: 0 BB: 0 P: 8	R: 1 E: 0 K: 1 S: 6 H: 1 LOB: 2 BB: 2 P: 14	R: 0 E: 1 K: 0 S: 4 H: 1 LOB: 1 BB: 0 P: 4	R: 0 E: 0 K: 1 S: 5 H: 0 LOB: 0 BB: 0 P: 5	R: 0 E: 0 K: 0 S: 3 H: 0 LOB: 1 BB: 1 P: 7	R: 2 E: 0 K: 0 S: 5 H: 2 LOB: 0 BB: 0 P: 5	R: 0 E: 0 K: 0 S: 4 H: 1 LOB: 2 BB: 1 P: 8		1B: 5 2B: 1 3B: 1 HR: 1	SF: 1 SAC: 1 DP: 1 HBP: 0					

livebaseballscorecards.com

AB	31
R	6
H	8
RBI	6
BB	5
SO	5
LOB	12

WP: 0 PB: 0 SB: 0 CS: 0 PA: 38

PITCHER		IP	WLS	BF	H	R	ER	SO	BB	IBB	HBP	BLK	WP	HR	S	P	ERA	WHIP
Larry McWilliams, L ERA: 3.1	(1, 1)	4.0	L	21	5	4	2	4	3	0	0	1	0	0	26	38	4.50	2.000
Manny Sarmiento, R ERA: 4.26	(5, 1)	2.0		7	0	0	0	1	1	0	0	0	0	0	8	12	0.00	0.500
Jim Winn, R ERA: 6.0	(7, 1)	2.0		10	3	2	2	0	1	0	0	0	0	1	9	13	9.00	2.000

PITCHER	IP	WLS	BF	H	R	ER	SO	BB	IBB	HBP	BLK	WP	HR	S	P	ERA	WHIP

Batter	1	2	3	4	5	6	7	8	9	AB	R	H	RBI	BB	SO	LOB
Lee Lacy, R (1, 9) OBP: 0.392, SLG: 0.521	4-3		WP, BB		FC1-5, 1B		K		4-3	4	0	1	0	1	1	0
Lee Mazzilli, S (1, 8) OBP: 0.460, SLG: 0.514	CS, 1B		1-2, BB		1-2, FC1-5, 1B		K			3	0	2	0	1	1	0
Richie Hebner, L (1, 5) OBP: 0.333, SLG: 0.222	F5 1-2		F5		FC1-5 1-2 2-3f		1-3			4	0	0	0	0	0	5
Jason Thompson, L (1, 3) OBP: 0.367, SLG: 0.425		E, 1B 4-3, BB	G3		K			L1		3	1	0	0	1	1	4
Mike Easler, L (1, 7) OBP: 0.407, SLG: 0.400 Rod Scurry, L (5, 1) Gene Tenace, R (8, PH) OBP: 0.200, SLG: 0.200 Kent Tekulve, R (8, 1)	E7 4-3 1-3, 5-3, 1B			2B, BB	K			6-3		2 0 1 0	2 0 0 0	1 0 0 0	0 0 0 0	1 0 0 0	1 0 0 0	2 0 0 0
Johnny Ray, S (1, 4) OBP: 0.233, SLG: 0.293	4-3 2-3 3-H			F5		1B, G4-3, BB		S, 1B		3	1	1	1	1	0	2
Dale Berra, R (1, 6) OBP: 0.341, SLG: 0.553	5-3 3-H			1-H, E, 2B		G4-3 1-3, 1B		K 1-2		4	1	2	2	0	1	1
Steve Nicosia, R (1, 2) OBP: 0.125, SLG: 0.125	1-3			K 2-H		G4-3 1-2f 3-H			6-3	4	0	0	0	0	1	1
Lee Tunnell, R (1, 1)			K							2	0	0	0	0	1	0
Brian Harper, R (5, 7) OBP: 0.222, SLG: 1.000						5-3			F8	2	0	0	0	0	0	0
Inning Stats	R: 0 E: 0 K: 0 S: 3 H: 1 LOB: 0 BB: 0 P: 3	R: 2 E: 1 K: 0 S: 4 H: 1 LOB: 0 BB: 1 P: 8	R: 0 E: 0 K: 1 S: 5 H: 0 LOB: 2 BB: 2 P: 13	R: 2 E: 1 K: 1 S: 6 H: 1 LOB: 0 BB: 1 P: 10	R: 0 E: 0 K: 2 S: 9 H: 2 LOB: 2 BB: 0 P: 9	R: 1 E: 0 K: 0 S: 3 H: 1 LOB: 0 BB: 1 P: 7	R: 0 E: 0 K: 2 S: 7 H: 0 LOB: 0 BB: 0 P: 7	R: 0 E: 0 K: 1 S: 6 H: 1 LOB: 1 BB: 0 P: 6	R: 0 E: 0 K: 0 S: 3 H: 0 LOB: 0 BB: 0 P: 3	1B: 6 2B: 1 3B: 0 HR: 0 SF: 0 SAC: 0 DP: 1 HBP: 0						

TOP

Pittsburgh Pirates @ New York Mets

Shea Stadium, Flushing, NY

Wed Apr 20 1983, 6:05 PM EST

Att. 4,041 - Unknown

livebaseballscorecards.com

AB	32
R	5
H	7
RBI	3
BB	5
SO	7
LOB	15

PITCHER		IP	WLS	BF	H	R	ER	SO	BB	IBB	HBP	BLK	WP	HR	S	P	ERA	WHIP
Mike Torrez, R ERA: 10.03	(1, 1)	4.0		20	5	4	2	2	4	0	0	0	1	0	20	36	4.50	2.250
Carlos Diaz, L ERA: 1.08	(5, 1)	4.0	W	14	2	1	1	5	1	0	0	0	0	0	23	27	2.25	0.750
Neil Allen, R ERA: 4.5	(9, 1)	1.0	S	3	0	0	0	0	0	0	0	0	0	0	3	3	0.00	0.000

PITCHER	IP	WLS	BF	H	R	ER	SO	BB	IBB	HBP	BLK	WP	HR	S	P	ERA	WHIP

WP: 1 PB: 0 SB: 1 CS: 1 PA: 37

BOTTOM

Pittsburgh Pirates @ New York Mets

Shea Stadium, Flushing, NY

Wed Apr 20 1983, 6:05 PM EST

Att. 4,041 - Unknown

livebaseballscorecards.com

Batter	1	2	3	4	5	6	7	8	9	AB	R	H	RBI	BB	SO	LOB
Mookie Wilson, S (1, 8) OBP: 0.311, SLG: 0.372	S S S 0-3 K ①	x 0-0 1-H 2-H 3B			x 0-0 1B S WP 1B	S S S 0-3 K ③		x 0-0 E2 1-H 2-H 1B		5	1	3	3	0	2	0
Ron Gardenhire, R (1, 6)	x 0-0 1-3 ②	x 0-0 4-3 ③			x 0-0 F8 ① 1-2		x 0-0 6-3 ①	x 0-0 G3 ③		5	0	0	0	0	0	3
Dave Kingman, R (1, 3) OBP: 0.286, SLG: 0.463 Mike Jorgensen, L (7, PR) OBP: 0.667, SLG: 1.000 (8, 3)	x 0-0 3-1 ③		x 0-0 6-3 ①		x 0-0 F4 ②		x 0-0 2B			4 0	0 0	1 0	0 0	0 0	0 0	1 0
Rusty Staub, L (1, 7) Mark Bradley, R (5, PR) (6, 7)		x 0-0 4-3 ①	x 0-0 6-3 ②		B B B 4-0 WP 1B BB		S S S 0-3 K ②			2 1	0 0	0 0	0 0	1 1	0 1	0 1
Danny Heep, L (1, 9) OBP: 0.625, SLG: 0.880		B B B B 4-0 2B 1B BB	x 0-0 4-3 ③		x 0-0 WP 1-2 2-3 1B		S S S 0-3 K ③			3	1	1	0	1	1	1
Mike Bishop, R (1, 2) OBP: 0.429, SLG: 0.400		x 0-0 1-3 1B 2B		B B B 4-0 FC4-6 BB	B B B 4-0 1-2 2-3 3-H BB			x 0-0 F8 ①		2	1	1	0	2	0	0
Wally Backman, S (1, 5) OBP: 0.100, SLG: 0.100		x 0-0 1B 3B 2-H 3-H 1B		x 0-0 FC4-6 ① 1-2f	S S S 0-3 K ③			x 0-0 5-3 ②		4	1	1	2	0	1	4
Brian Giles, R (1, 4) OBP: 0.313, SLG: 0.259		x 0-0 1-2 3B 1B		x 0-0 F8 ②		x 0-0 F9 ①		B B B B 4-0 BB 1B BB		3	2	1	0	1	0	1
Mike Torrez, R (1, 1) Carlos Diaz, R (5, 1) George Foster, R (8, PH) OBP: 0.316, SLG: 0.353 Neil Allen, R (9, 1)		x 0-0 B1 ②		S S S 0-3 K ③		S S S 0-3 K ②		B B B B 4-0 1-2 E 1B BB		2 1 0 0	0 0 1 0	0 0 0 0	0 0 0 0	0 0 1 0	1 1 0 0	3 0 0 0
Inning Stats	R: 0 E: 0 K: 1 S: 5 H: 0 LOB: 0 BB: 0 P: 5	R: 4 E: 0 K: 0 S: 7 H: 4 LOB: 1 BB: 1 P: 11	R: 0 E: 0 K: 0 S: 3 H: 0 LOB: 0 BB: 0 P: 3	R: 0 E: 0 K: 1 S: 5 H: 0 LOB: 1 BB: 1 P: 9	R: 1 E: 0 K: 1 S: 7 H: 2 LOB: 3 BB: 2 P: 15	R: 0 E: 0 K: 2 S: 7 H: 0 LOB: 0 BB: 0 P: 7	R: 0 E: 0 K: 2 S: 8 H: 1 LOB: 1 BB: 0 P: 8	R: 2 E: 1 K: 0 S: 4 H: 1 LOB: 1 BB: 2 P: 12		1B: 5 2B: 2 3B: 1 HR: 0	SF: 0 SAC: 0 DP: 0 HBP: 0					

	AB	32
	R	7
	H	8
	RBI	5
	BB	6
	SO	7
	LOB	14

WP: 1 PA: 38
PB: 0
SB: 1
CS: 0

PITCHER		IP	WLS	BF	H	R	ER	SO	BB	IBB	HBP	BLK	WP	HR	S	P	ERA	WHIP
Lee Tunnell, R ERA: 6.92	(1, 1)	4.2		21	5	5	5	2	2	0	0	0	0	0	23	31	9.64	1.500
Rod Scurry, L ERA: 0.96	(5, 1)	2.1		11	2	0	0	5	2	0	0	0	1	0	19	27	0.00	1.714
Kent Tekulve, R ERA: 2.25	(8, 1)	1.0	L	6	1	2	1	0	2	0	0	0	0	0	4	12	9.00	3.000

PITCHER	IP	WLS	BF	H	R	ER	SO	BB	IBB	HBP	BLK	WP	HR	S	P	ERA	WHIP

Batter	1	2	3	4	5	6	7	8	9	AB	R	H	RBI	BB	SO	LOB
Mookie Wilson, S (1, 8) OBP: 0.320, SLG: 0.375	6-3		1-H 1B	FC6-4 1B 1-2 3-H		E6 S			K	5	0	2	2	0	1	0
Bob Bailor, R (1, 6) OBP: 0.286, SLG: 0.324	S BB B B B B		F4	FC6-4 1-2f		F5 1-2			B4-3	4	0	0	0	1	0	4
Dave Kingman, R (1, 3) OBP: 0.255, SLG: 0.413	K 1-2		F8		K		K		5-3	5	0	0	0	0	3	2
George Foster, R (1, 7) OBP: 0.333, SLG: 0.333	F7			FC2-5 1B BB B B B B	6-3		FC3-6 BB B B B B			2	0	0	0	2	0	1
Danny Heep, L (1, 9) OBP: 0.611, SLG: 0.821		F8		FC2-5 1B 1-2 1B	S BB B B B B		FC3-6 WP 1-2f			3	1	1	0	1	0	1
Ron Hodges, L (1, 2) OBP: 0.278, SLG: 0.161		F6		FC2-5 1B 1-2 2-3f 1B	BB B B B B 1-2		F8 1-2			3	0	0	0	1	0	3
Hubie Brooks, R (1, 5) OBP: 0.237, SLG: 0.297		F8		1B 1-H 2-H 1B	G3			K		4	1	1	1	0	1	2
Brian Giles, R (1, 4) OBP: 0.306, SLG: 0.258			F9	1B 1-2 1B		K		K		4	1	1	0	0	2	0
Scott Holman, R (1, 1) OBP: 0.500, SLG: 0.500			BLK 1B	1B 1-3 2-H 1B		G3		K		2	1	2	1	0	0	0
Wally Backman, S (6, PH) OBP: 0.091, SLG: 0.091										1	0	0	0	0	0	0
Doug Sisk, R (6, 1)										0	0	0	0	0	0	0
Carlos Diaz, R (7, 1)										0	0	0	0	0	0	0
Neil Allen, R (7, 1)										1	0	0	0	0	1	0
Inning Stats	R: 0 E: 0 K: 1 S: 5 H: 0 LOB: 1 BB: 1 P: 9	R: 0 E: 0 K: 0 S: 3 H: 0 LOB: 0 BB: 0 P: 3	R: 1 E: 0 K: 0 S: 5 H: 2 LOB: 1 BB: 0 P: 5	R: 3 E: 0 K: 0 S: 7 H: 5 LOB: 2 BB: 1 P: 11	R: 0 E: 0 K: 1 S: 5 H: 0 LOB: 2 BB: 2 P: 13	R: 0 E: 1 K: 1 S: 6 H: 0 LOB: 1 BB: 0 P: 6	R: 0 E: 0 K: 1 S: 5 H: 0 LOB: 1 BB: 1 P: 9	R: 0 E: 0 K: 3 S: 9 H: 0 LOB: 0 BB: 0 P: 9	R: 0 E: 0 K: 1 S: 5 H: 0 LOB: 0 BB: 0 P: 5	1B: 7 2B: 0 3B: 0 HR: 0 SF: 0 SAC: 0 DP: 0 HBP: 0						

New York Mets @ Atlanta Braves

Atlanta-Fulton County Stadium, Atlanta, GA

Fri Apr 22 1983, 6:05 PM EST

Att. 12,138 - Unknown

TOP

livebaseballscorecards.com

AB	34
R	4
H	7
RBI	4
BB	5
SO	8
LOB	13

WP: 1 PB: 0 SB: 3 CS: 0 PA: 39

PITCHER		IP	WLS	BF	H	R	ER	SO	BB	IBB	HBP	BLK	WP	HR	S	P	ERA	WHIP
Phil Niekro, R ERA: 7.59	(1, 1)	3.2		19	7	4	4	1	2	0	0	1	0	0	19	27	9.82	2.455
Rick Behenna, R ERA:	(4, 1)	1.1		6	0	0	0	1	2	0	0	0	0	0	6	14	0.00	1.500
Craig McMurtry, R ERA: 4.91	(6, 1)	2.0		8	0	0	0	2	1	0	0	0	1	0	11	15	0.00	0.500
Steve Bedrosian, R ERA: 4.7	(8, 1)	1.0		3	0	0	0	3	0	0	0	0	0	0	9	9	0.00	0.000
Gene Garber, R ERA:	(9, 1)	1.0	W	3	0	0	0	1	0	0	0	0	0	0	5	5	0.00	0.000

PITCHER		IP	WLS	BF	H	R	ER	SO	BB	IBB	HBP	BLK	WP	HR	S	P	ERA	WHIP

New York Mets @ Atlanta Braves

Atlanta-Fulton County Stadium, Atlanta, GA

Fri Apr 22 1983, 6:05 PM EST

Att. 12,138 - Unknown

BOTTOM

Batter	1	2	3	4	5	6	7	8	9	AB	R	H	RBI	BB	SO	LOB
Brett Butler, L (1, 8) OBP: 0.283, SLG: 0.300 Steve Bedrosian, R (8, 1) Biff Pocoroba, S (8, PH) (9, 2)	BBBB 4-0 FC1 S BB		x 0-0 ③ L5		x 0-0 ② 4-3 2-3		x 0-0 ② F7	BBBB 4-0 FC4-6 1-2 2-3 BB		3 0 0	0 0 0	0 0 0	0 0 0	1 0 1	0 0 0	4 0 0
Rafael Ramirez, R (1, 6) OBP: 0.281, SLG: 0.316	x 0-0 ① F9 1-2			x 0-0 ① 6-3	x 0-0 ③ 5-3		x 0-0 1-2 3-H 2B 1B	x 0-0 ③ FC4-6 1-2f		5	1	1	1	0	0	5
Claudell Washington, L (1, 9) OBP: 0.298, SLG: 0.429	x 0-0 ② FC1 CS 2-3			BBBB 4-0 BLK BB BB		x 0-0 ① F4	x 0-0 1-H 2-H 2B		x 0-0 ① F8	4	0	1	2	1	0	1
Dale Murphy, R (1, 7) OBP: 0.436, SLG: 0.432 (8, 8)	0-0 ③ CS 1-2	BBBB 4-0 G6-4-3 BB		BBBB 4-0 BLK 1-2 BB		BBBB 4-0 BB	BBBB 4-0 BB		BBBB 4-0 1B 1B BB	0	1	0	0	5	0	0
Bob Horner, R (1, 5) OBP: 0.370, SLG: 0.455		x 0-0 ①② G6-4-3 1-2f		BBBB 4-0 G4-6-3 1-2 2-3 BB		x 0-0 ② F6	x 0-0 ③ 5-3		x 0-0 ② F8	4	0	0	0	1	0	5
Chris Chambliss, L (1, 3) OBP: 0.400, SLG: 0.619		x 0-0 ③ 4-3		x 0-0 ②③ G4-6-3 1-2f		x 0-0 ③ 6-3		x 0-0 ① L7	x 0-0 1-H 1B	5	0	1	1	0	0	4
Glenn Hubbard, R (1, 4) OBP: 0.451, SLG: 0.571			BBBB 4-0 4-3 S BB		x 0-0 ① F6		x 0-0 4-3 1B 2B	x 0-0 ② F9		3	1	1	0	1	0	0
Bruce Benedict, R (1, 2) OBP: 0.429, SLG: 0.462 Ken Smith, L (8, PR) OBP: 0.500, SLG: 2.000 Gene Garber, R (9, 1)			x 0-0 ① 4-3 1-3		x 0-0 2B 1B		x 0-0 ① 4-3 2-3	x 0-0 BB BB 1B		4 0 0	1 0 0	2 0 0	0 0 0	0 0 0	0 0 0	2 0 0
Phil Niekro, R (1, 1) OBP: 0.125, SLG: 0.143 Rick Behenna, R (4, 1) OBP: 1.000, SLG: 1.000 Randy Johnson, R (5, PH) OBP: 1.000, SLG: 1.667 Craig McMurtry, R (6, 1) OBP: 0.333, SLG: 0.333 Terry Harper, R (7, PH) OBP: 0.615, SLG: 0.778 (8, 7)			x 0-0 ② F6		x 0-0 4-3 1-H 2B		BBBB 4-0 1B 2B BB	BBBB 4-0 BB 1-2 BB		1 0 1 0 0	0 0 0 0 1	0 0 1 0 0	0 0 1 0 0	0 0 0 0 2	0 0 0 0 0	1 0 0 0 0
Inning Stats	R: 0 E: 0 K: 0 S: 2 H: 0 LOB: 0 BB: 1 P: 6	R: 0 E: 0 K: 0 S: 2 H: 0 LOB: 0 BB: 1 P: 6	R: 0 E: 0 K: 0 S: 3 H: 0 LOB: 1 BB: 1 P: 7	R: 0 E: 0 K: 0 S: 2 H: 0 LOB: 2 BB: 3 P: 14	R: 1 E: 0 K: 0 S: 5 H: 2 LOB: 1 BB: 0 P: 5	R: 0 E: 0 K: 0 S: 3 H: 0 LOB: 1 BB: 1 P: 7	R: 3 E: 0 K: 0 S: 6 H: 3 LOB: 2 BB: 2 P: 14	R: 0 E: 0 K: 0 S: 4 H: 1 LOB: 3 BB: 2 P: 12	R: 1 E: 0 K: 0 S: 3 H: 1 LOB: 1 BB: 1 P: 7	1B: 4 2B: 3 3B: 0 HR: 0 SF: 0 SAC: 0 DP: 2 HBP: 0						

livebaseballscorecards.com

AB	30
R	5
H	7
RBI	5
BB	12
SO	0
LOB	22

WP: 0 PB: 0 SB: 2 CS: 1 PA: 43

PITCHER		IP	WLS	BF	H	R	ER	SO	BB	IBB	HBP	BLK	WP	HR	S	P	ERA	WHIP
Scott Holman, R ERA: 4.22	(1, 1)	5.0		20	2	1	1	0	6	0	0	1	0	0	14	38	1.80	1.600
Doug Sisk, R ERA: 4.82	(6, 1)	1.2		9	2	3	3	0	2	0	0	0	0	0	7	15	16.20	2.400
Carlos Diaz, L ERA: 1.08	(7, 1)	0.0		1	1	0	0	0	0	0	0	0	0	0	1	1	∞	∞
Neil Allen, R ERA: 4.5	(7, 1)	2.0	L	12	2	1	1	0	4	0	0	0	0	0	8	24	4.50	3.000

PITCHER		IP	WLS	BF	H	R	ER	SO	BB	IBB	HBP	BLK	WP	HR	S	P	ERA	WHIP

New York Mets @ Atlanta Braves

Atlanta-Fulton County Stadium, Atlanta, GA

Sun Apr 24 1983, 3:33 AM EDT

Unknown

TOP

livebaseballscorecards.com

Batter	1	2	3	4	5	6	7	8	9	AB	R	H	RBI	BB	SO	LOB
Danny Heep, L (1, 9) OBP: 0.550, SLG: 0.719	F5		1-3		FC2-5 G6-4-3 1-2 2-3f			F7		4	0	0	0	0	0	2
Bob Bailor, R (1, 6) OBP: 0.261, SLG: 0.293	1-3		F8		G6-4-3 1-2f			F9		4	0	0	0	0	0	2
Mookie Wilson, S (1, 8) OBP: 0.296, SLG: 0.346	4-3		4-3			4-3			6-3	4	0	0	0	0	0	0
Dave Kingman, R (1, 3) OBP: 0.255, SLG: 0.460		HR		F9		K			F8	4	1	1	1	0	1	0
George Foster, R (1, 7) OBP: 0.326, SLG: 0.400		E6 FC3-6		L8		F9			HR	4	1	1	1	0	0	0
Ron Hodges, L (1, 2) OBP: 0.275, SLG: 0.147		FC3-6 6-3 1B 1-2f		1-3			F8		HBP	3	0	0	0	0	0	1
Brian Giles, R (1, 4) OBP: 0.325, SLG: 0.286		6-3 1-2 1B			1B 1B 1B		2-3		F8	4	1	2	0	0	0	1
Hubie Brooks, R (1, 5) OBP: 0.244, SLG: 0.300		6-3 1-2 2-3			FC2-5 1-2 1B		4-3			3	0	1	0	0	0	2
Craig Swan, R (1, 1) OBP: 0.167, SLG: 0.167		6-3			FC2-5 1-2 2-H 1B			4-3		2	0	1	1	0	0	2
Doug Sisk, R (6, 1)										0	0	0	0	0	0	0
Wally Backman, S (8, PH) OBP: 0.083, SLG: 0.083										1	0	0	0	0	0	0
Mike Torrez, R (8, 1)										0	0	0	0	0	0	0
Inning Stats	R: 0 E: 0 K: 0 S: 3 H: 0 LOB: 0 BB: 0 P: 3	R: 1 E: 1 K: 0 S: 6 H: 2 LOB: 2 BB: 0 P: 6	R: 0 E: 0 K: 0 S: 3 H: 0 LOB: 0 BB: 0 P: 3	R: 0 E: 0 K: 0 S: 3 H: 0 LOB: 0 BB: 0 P: 3	R: 1 E: 0 K: 0 S: 5 H: 3 LOB: 1 BB: 0 P: 5	R: 0 E: 0 K: 1 S: 5 H: 0 LOB: 0 BB: 0 P: 5	R: 0 E: 0 K: 0 S: 3 H: 0 LOB: 0 BB: 0 P: 3	R: 0 E: 0 K: 0 S: 3 H: 0 LOB: 0 BB: 0 P: 3	R: 1 E: 0 K: 0 S: 4 H: 1 LOB: 1 BB: 0 P: 5	1B: 4 2B: 0 3B: 0 HR: 2 SF: 0 SAC: 0 DP: 1 HBP: 1	WP: 0 PB: 0 SB: 0 CS: 0 PA: 34					

	AB	33
	R	3
	H	6
	RBI	3
	BB	0
	SO	1
	LOB	10

PITCHER		IP	WLS	BF	H	R	ER	SO	BB	IBB	HBP	BLK	WP	HR	S	P	ERA	WHIP
Rick Camp, R ERA: 2.05	(1, 1)	8.2	W	33	6	3	3	1	0	0	1	0	0	2	34	35	3.12	0.692
Gene Garber, R ERA:	(9, 1)	0.1	S	1	0	0	0	0	0	0	0	0	0	0	1	1	0.00	0.000

PITCHER		IP	WLS	BF	H	R	ER	SO	BB	IBB	HBP	BLK	WP	HR	S	P	ERA	WHIP

New York Mets @ Atlanta Braves

Atlanta-Fulton County Stadium, Atlanta, GA

Sun Apr 24 1983, 3:33 AM EDT

Unknown

livebaseballscorecards.com

BOTTOM

Batter	1	2	3	4	5	6	7	8	9	AB	R	H	RBI	BB	SO	LOB
Brett Butler, L (1, 8) OBP: 0.316, SLG: 0.321	x 0-0 CS 1B	x 0-0 ③ G3			x 0-0 9-3 1B		B B B B 4-0 FC6-4 BB			3	0	2	0	1	0	1
Rafael Ramirez, R (1, 6) OBP: 0.262, SLG: 0.295	x 0-0 ①② F9 1-2		x 0-0 ① F4		x 0-0 ②③ 9-3 1-2f		x 0-0 ② FC6-4 PB 2B 1-2f			4	1	0	0	0	0	3
Claudell Washington, L (1, 9) OBP: 0.333, SLG: 0.467	B B B B 4-0 2B BB		S S S 0-3 ② K			x 0-0 1B HR 1B	x 0-0 1-H 2B			3	2	2	1	1	1	0
Dale Murphy, R (1, 7) OBP: 0.441, SLG: 0.458	x 0-0 1-H 2B		x 0-0 ③ 3-1			x 0-0 1-3 HR 1B	S S S 0-3 ③ K			4	1	2	1	0	1	1
Bob Horner, R (1, 5) OBP: 0.379, SLG: 0.521	x 0-0 ③ 5-3			x 0-0 ① 5-3		x 0-0 1-H 3-H HR		x 0-0 BB 1B 1B		4	1	2	3	0	0	1
Chris Chambliss, L (1, 3) OBP: 0.449, SLG: 0.628 Ken Smith, L (8, PR) OBP: 0.500, SLG: 2.000 (9, 3)		B B B B 4-0 G5-4-3 BB		x 0-0 BB 1B		B B B B 4-0 FC6-4 BB		B B B B 4-0 1B 1-2 BB		1 0	0 0	1 0	0 0	3 0	0 0	0 0
Glenn Hubbard, R (1, 4) OBP: 0.455, SLG: 0.556		x 0-0 ①② G5-4-3 1-2f		B B B B 4-0 G6-4-3 1-2 BB		x 0-0 ① FC6-4 CS 1-2f		x 0-0 ① 1-3 2-H 1B		3	0	1	0	1	0	2
Bruce Benedict, R (1, 2) OBP: 0.415, SLG: 0.465		x 0-0 2B 2B		x 0-0 ②③ G6-4-3 1-2f		x 0-0 ②③ L6 1-2		S S S 0-3 ② K		4	1	1	0	0	1	6
Rick Camp, R (1, 1) OBP: 0.154, SLG: 0.182 Gene Garber, R (9, 1)		x 0-0 2-H 2B			x 0-0 ① F4		x 0-0 ① 6-3	S S S 0-3 ③ K		4 0	0 0	1 0	1 0	0 0	1 0	3 0

	AB	30
	R	6
	H	12
	RBI	6
	BB	6
	SO	4
	LOB	17

Inning Stats	1	2	3	4	5	6	7	8	9
	R: 1 E: 0 K: 0 S: 4 H: 2 LOB: 1 BB: 1 P: 8	R: 1 E: 0 K: 0 S: 4 H: 2 LOB: 1 BB: 1 P: 8	R: 0 E: 0 K: 1 S: 5 H: 0 LOB: 0 BB: 0 P: 5	R: 0 E: 0 K: 0 S: 3 H: 1 LOB: 1 BB: 1 P: 7	R: 0 E: 0 K: 0 S: 3 H: 1 LOB: 0 BB: 0 P: 3	R: 3 E: 0 K: 0 S: 5 H: 3 LOB: 0 BB: 1 P: 9	R: 1 E: 0 K: 1 S: 6 H: 1 LOB: 1 BB: 1 P: 10	R: 0 E: 0 K: 2 S: 8 H: 2 LOB: 3 BB: 1 P: 12	

	1B: 7	SF: 0	WP: 0	PA: 36
	2B: 5	SAC: 0	PB: 1	
	3B: 0	DP: 3	SB: 0	
	HR: 1	HBP: 0	CS: 2	

PITCHER		IP	WLS	BF	H	R	ER	SO	BB	IBB	HBP	BLK	WP	HR	S	P	ERA	WHIP
Craig Swan, R ERA: 6.75	(1, 1)	5.0	L	24	9	5	5	1	4	0	0	0	0	1	22	38	9.00	2.600
Doug Sisk, R ERA: 4.76	(6, 1)	2.0		7	1	1	1	1	1	0	0	0	0	0	8	12	4.50	1.000
Mike Torrez, R ERA: 9.24	(8, 1)	1.0		5	2	0	0	2	1	0	0	0	0	0	8	12	0.00	3.000

PITCHER	IP	WLS	BF	H	R	ER	SO	BB	IBB	HBP	BLK	WP	HR	S	P	ERA	WHIP

New York Mets @ Atlanta Braves

Atlanta-Fulton County Stadium, Atlanta, GA

Sun Apr 24 1983, 3:38 AM EDT

Att. 18,568 - Unknown

TOP

livebaseballscorecards.com

Batter	1	2	3	4	5	6	7	8	9	AB	R	H	RBI	BB	SO	LOB
Danny Heep, L (1, 9) OBP: 0.545, SLG: 0.722	K		4-3 2B		2-H 1B		G4-6-3 1-2f 2-3 3-H			4	0	2	1	0	1	2
Brian Giles, R (1, 4) OBP: 0.295, SLG: 0.256	K		K		6-3		K			4	0	0	0	0	3	2
Mookie Wilson, S (1, 8) OBP: 0.328, SLG: 0.375	1B 1B		4-3 2-3			F9 S 3-1 1B		4-3 S 1B		4	1	3	0	0	0	1
George Foster, R (1, 7) OBP: 0.320, SLG: 0.386	1-3 1B		6-3			F9 1-3		F8 1-2		4	0	1	0	0	0	3
Rusty Staub, L (1, 3)	4-3			F4		3-1 3-H		4-3 2-3		4	0	0	1	0	0	3
Hubie Brooks, R (1, 5) OBP: 0.244, SLG: 0.295		FC4-6 1B		F9		1-3		K		4	0	1	0	0	1	1
Mike Bishop, R (1, 2) OBP: 0.364, SLG: 0.250		F6		K			1B G4-6-3 BB		K	3	1	0	0	1	2	1
Ron Gardenhire, R (1, 6) OBP: 0.200, SLG: 0.200 Ron Hodges, L (9, PH) OBP: 0.268, SLG: 0.143		FC4-6 FC4-6 1-2f			FC5-4 1B		G4-6-3 BB 1-3 1B		K	3 1	0 0	2 0	0 0	0 0	0 1	1 0
Rick Ownbey, R (1, 1) Wally Backman, S (5, PH) OBP: 0.077, SLG: 0.077 Jesse Orosco, R (5, 1) Mike Jorgensen, L (7, PH) OBP: 0.750, SLG: 1.000 Doug Sisk, R (7, 1) Carlos Diaz, R (7, 1) Neil Allen, R (7, 1) Dave Kingman, R (9, PH) OBP: 0.250, SLG: 0.451		FC4-6 1-2f			FC5-4 1-2f 1B		4-0 1-2 G4-6-3 BB		5-3	1 1 0 0 0 0 0 0 1	0 1 0 0 0 0 0 0 0	0 0 0 0 0 0 0 0 0	0 0 0 0 1 0 0 0 0	0 0 0 0 0 0 0 0 0	0 1 0 0 0 0 0 0 0	1 1 0 0 0 0 0 0 0
Inning Stats	R: 0 E: 0 K: 2 S: 9 H: 2 LOB: 2 BB: 0 P: 9	R: 0 E: 0 K: 0 S: 4 H: 1 LOB: 1 BB: 0 P: 4	R: 0 E: 0 K: 1 S: 6 H: 1 LOB: 1 BB: 0 P: 6	R: 0 E: 0 K: 1 S: 5 H: 0 LOB: 0 BB: 0 P: 5	R: 1 E: 1 K: 0 S: 4 H: 2 LOB: 0 BB: 0 P: 4	R: 1 E: 0 K: 0 S: 4 H: 1 LOB: 0 BB: 0 P: 4	R: 1 E: 0 K: 1 S: 5 H: 1 LOB: 1 BB: 2 P: 13	R: 0 E: 0 K: 1 S: 6 H: 1 LOB: 1 BB: 0 P: 6	R: 0 E: 0 K: 2 S: 7 H: 0 LOB: 0 BB: 0 P: 7	1B: 8 2B: 1 3B: 0 HR: 0	SF: 0 SAC: 0 DP: 1 HBP: 0						

	AB	34
	R	3
	H	9
	RBI	2
	BB	2
	SO	8
	LOB	16

WP: 0 PB: 0 SB: 2 CS: 0 PA: 36

PITCHER		IP	WLS	BF	H	R	ER	SO	BB	IBB	HBP	BLK	WP	HR	S	P	ERA	WHIP
Craig McMurtry, R ERA: 3.71	(1, 1)	6.0		24	7	2	1	4	0	0	0	0	0	0	32	32	1.50	1.167
Steve Bedrosian, R ERA: 4.22	(7, 1)	3.0	W	12	2	1	1	4	2	0	0	0	0	0	18	26	3.00	1.333

New York Mets @ Atlanta Braves

Atlanta-Fulton County Stadium, Atlanta, GA

Sun Apr 24 1983, 3:38 AM EDT

Att. 18,568 - Unknown

BOTTOM

livebaseballscorecards.com

Batter	1	2	3	4	5	6	7	8	9	AB	R	H	RBI	BB	SO	LOB
Claudell Washington, L (1, 9) OBP: 0.309, SLG: 0.429	S S S 0-3 ① K	x 0-0 ③ 6-3 1-2 2-3		x 0-0 ②③ G3-6 1-2f			S S S 0-3 ① K			4	0	0	0	0	2	5
Rafael Ramirez, R (1, 6) OBP: 0.277, SLG: 0.297	x 0-0 ② F6		B B B B 4-0 S HR BB		x 0-0 ① 4-3		x 0-0 G6-3 1-2 3-H 1B			3	1	1	1	1	0	0
Dale Murphy, R (1, 8) OBP: 0.444, SLG: 0.510	B B B B 4-0 FC6-4 BB		x 0-0 1-H HR		S S S 0-3 ② K		x 0-0 ②③ G6-3 1-2f			3	1	1	2	1	1	2
Bob Horner, R (1, 5) OBP: 0.387, SLG: 0.577	x 0-0 ③ FC6-4 1-2f		x 0-0 1B		S S S 0-3 ③ K			x 0-0 HR		4	1	2	1	0	1	1
Terry Harper, R (1, 7) OBP: 0.588, SLG: 0.769		x 0-0 1B 2B	x 0-0 ① F9			x 0-0 ① 5-3		x 0-0 7-3 1B		4	1	2	0	0	0	1
Bob Watson, R (1, 3) OBP: 0.455, SLG: 0.545 Ken Smith, L (9, 3) OBP: 0.500, SLG: 2.000		x 0-0 FC3-5 BB 2-H 1B	x 0-0 ② F8			x 0-0 ② F2		x 0-0 ① L8		4 0	0 0	1 0	1 0	0 0	0 0	2 0
Glenn Hubbard, R (1, 4) OBP: 0.424, SLG: 0.510		x 0-0 ① F5	S S S 0-3 ③ K			x 0-0 ③ F4		x 0-0 ②③ 7-3 1-2f		4	0	0	0	0	1	3
Bruce Benedict, R (1, 2) OBP: 0.446, SLG: 0.489 Brett Butler, L (7, PR) OBP: 0.316, SLG: 0.321 Larry Owen, R (8, 2)	B B B B 4-0 BLK FC3-5 1-2 BB			x 0-0 G3-6 1B			x 0-0 E 1B 1B			2 0 0	0 1 0	2 0 0	0 0 0	1 0 0	0 0 0	0 0 0
Craig McMurtry, R (1, 1) OBP: 0.200, SLG: 0.200 Steve Bedrosian, R (7, 1)		x 0-0 ② FC3-5 BLK 1-2 2-3f		S S S 0-3 ① K			x 0-0 E4 1B 1-3			2 1	0 0	0 0	0 0	0 0	1 0	3 1
Inning Stats	R: 0 H: 0 E: 0 LOB: 1 K: 1 BB: 1 S: 5 P: 9	R: 1 H: 2 E: 0 LOB: 2 K: 0 BB: 1 S: 5 P: 9	R: 2 H: 2 E: 0 LOB: 1 K: 1 BB: 1 S: 7 P: 11	R: 0 H: 1 E: 0 LOB: 0 K: 1 BB: 0 S: 5 P: 5	R: 0 H: 0 E: 0 LOB: 0 K: 2 BB: 0 S: 7 P: 7	R: 0 H: 0 E: 0 LOB: 0 K: 0 BB: 0 S: 3 P: 3	R: 1 H: 2 E: 1 LOB: 2 K: 1 BB: 0 S: 7 P: 7	R: 1 H: 2 E: 0 LOB: 0 K: 0 BB: 0 S: 4 P: 4		1B: 6 SF: 0 2B: 2 SAC: 0 3B: 0 DP: 3 HR: 2 HBP: 0						

PITCHER		IP	WLS	BF	H	R	ER	SO	BB	IBB	HBP	BLK	WP	HR	S	P	ERA	WHIP
Rick Ownbey, R ERA: 5.06	(1, 1)	4.0		19	5	3	3	3	3	0	0	1	0	1	22	34	6.75	2.000
Jesse Orosco, L ERA: 1.23	(5, 1)	2.0		6	0	0	0	2	0	0	0	0	0	0	10	10	0.00	0.000
Doug Sisk, R ERA: 4.76	(7, 1)	0.0	L	2	1	1	0	0	0	0	0	0	0	0	2	2	∞	∞
Carlos Diaz, L ERA: 1.04	(7, 1)	0.1		1	0	0	0	1	0	0	0	0	0	0	3	3	0.00	0.000
Neil Allen, R ERA: 4.7	(7, 1)	1.2		6	3	1	1	0	0	0	0	0	0	1	6	6	5.40	1.800

PITCHER	IP	WLS	BF	H	R	ER	SO	BB	IBB	HBP	BLK	WP	HR	S	P	ERA	WHIP

AB	31
R	5
H	9
RBI	5
BB	3
SO	6
LOB	18

WP: 0 PA: 34
PB: 0
SB: 1
CS: 0

Batter	1	2	3	4	5	6	7	8	9	AB	R	H	RBI	BB	SO	LOB
Danny Heep, L (1, 9) OBP: 0.500, SLG: 0.650	1-3		K		G3			F7		4	0	0	0	0	1	0
Hubie Brooks, R (1, 5) OBP: 0.245, SLG: 0.292	F9		1B			K		F9		4	0	1	0	0	1	0
Mookie Wilson, S (1, 8) OBP: 0.339, SLG: 0.417	K		F7			2B			2B	4	0	2	0	0	1	1
Dave Kingman, R (1, 3) OBP: 0.232, SLG: 0.418		E5 1B 1B	6-3			F3			F9	4	0	0	0	0	0	3
George Foster, R (1, 7) OBP: 0.315, SLG: 0.375		1-2 1B		6-3		F8			K	4	0	1	0	0	1	2
Ron Hodges, L (1, 2) OBP: 0.267, SLG: 0.154		1-2 2-3 1B		F8			G3		K2-3	4	0	1	0	0	1	1
Brian Giles, R (1, 4) OBP: 0.298, SLG: 0.262 (7, 6)		K		CS 1B			F9			3	0	1	0	0	1	3
Ron Gardenhire, R (1, 6) OBP: 0.154, SLG: 0.154 Doug Sisk, R (7, 1)		K		CS 1-2	5-3		6-3			3 0	0 0	0 0	0 0	0 0	1 0	3 0
Tom Seaver, R (1, 1) OBP: 0.333, SLG: 0.750 Neil Allen, R (6, 1) Wally Backman, S (7, 4) OBP: 0.071, SLG: 0.071		K			K			5-3		2 0 1	0 0 0	0 0 0	0 0 0	0 0 0	2 0 0	3 0 0
Inning Stats	R: 0 E: 0 K: 1 S: 5 H: 0 LOB: 0 BB: 0 P: 5	R: 0 E: 1 K: 3 S: 12 H: 2 LOB: 3 BB: 0 P: 12	R: 0 E: 0 K: 1 S: 6 H: 1 LOB: 1 BB: 0 P: 6	R: 0 E: 0 K: 0 S: 3 H: 1 LOB: 0 BB: 0 P: 3	R: 0 E: 0 K: 1 S: 5 H: 0 LOB: 0 BB: 0 P: 5	R: 0 E: 0 K: 1 S: 6 H: 1 LOB: 1 BB: 0 P: 6	R: 0 E: 0 K: 0 S: 3 H: 0 LOB: 0 BB: 0 P: 3	R: 0 E: 0 K: 0 S: 3 H: 0 LOB: 0 BB: 0 P: 3	R: 0 E: 0 K: 2 S: 8 H: 1 LOB: 1 BB: 0 P: 8	1B: 4 2B: 2 3B: 0 HR: 0	SF: 0 SAC: 0 DP: 0 HBP: 0						

TOP

New York Mets @ Cincinnati Reds

Riverfront Stadium, Cincinnati, OH

Tue Apr 26 1983, 7:05 PM EDT

Att. 11,126 - Unknown

livebaseballscorecards.com

AB	33
R	0
H	6
RBI	0
BB	0
SO	9
LOB	16

WP: 0 PB: 0 SB: 0 CS: 1 PA: 34

PITCHER		IP	WLS	BF	H	R	ER	SO	BB	IBB	HBP	BLK	WP	HR	S	P	ERA	WHIP
Bruce Berenyi, R ERA: 1.82	(1, 1)	9.0	W	33	6	0	0	9	0	0	0	0	0	0	51	51	0.00	0.667

PITCHER	IP	WLS	BF	H	R	ER	SO	BB	IBB	HBP	BLK	WP	HR	S	P	ERA	WHIP

New York Mets @ Cincinnati Reds

Riverfront Stadium, Cincinnati, OH

Tue Apr 26 1983, 7:05 PM EDT

Att. 11,126 - Unknown

BOTTOM

Batter	1	2	3	4	5	6	7	8	9	AB	R	H	RBI	BB	SO	LOB
Dave Concepcion, R (1, 6) OBP: 0.342, SLG: 0.281	BBBB 4-0 L4-3 BB		x 0-0 S 1B		x 0-0 F7 ①	x 0-0 BB 1B 2-H 1B		x 0-0 F7 ①		4	1	2	1	1	0	0
Tom Foley, L (9, 6) OBP: 0.500, SLG: 0.500										0	0	0	0	0	0	0
Eddie Milner, L (1, 8) OBP: 0.316, SLG: 0.243	x 0-0 L4-3 ①② 1-2		BBBB 4-0 FC6-4 1-2 BB		SSS 0-3 K ②	BBBB 4-0 1B 1-2 BB		x 0-0 BB HBP 1B		3	0	1	0	2	1	1
Cesar Cedeno, R (1, 9) OBP: 0.468, SLG: 0.500	x 0-0 F8 ③		x 0-0 FC6-4 ③ 1-2f		x 0-0 WP 2B 2B	x 0-0 1-2 2-H 1B		H 1-0 BB 1-2 HBP		4	1	2	1	0	0	2
Johnny Bench, R (1, 5) OBP: 0.324, SLG: 0.403		x 0-0 4-3 ①		x 0-0 6-3 ①	x 0-0 2-H 2B 2B	x 0-0 3-1 ③		x 0-0 F7 ②		4	1	1	1	0	0	2
Wayne Krenchicki, L (7, 5) OBP: 0.200, SLG: 0.222										1	0	0	0	0	0	2
Dan Driessen, L (1, 3) OBP: 0.451, SLG: 0.407		BBBB 4-0 L6-3 BB		x 0-0 G3 ②	BBBB 4-0 2B BB		x 0-0 F8 ①	BBBB 4-0 1-2 2-3 BB		2	1	0	0	3	0	0
Ron Oester, S (1, 4) OBP: 0.400, SLG: 0.531		x 0-0 L6-3 ②③ 1-2		x 0-0 BB 2B 1B	x 0-0 1-H 2-H 2B ③		x 0-0 1B 1B	SSS 0-3 K ③		5	1	3	2	0	1	4
Duane Walker, L (1, 7) OBP: 0.368, SLG: 0.529			x 0-0 G3 ①	BBBB 4-0 2B 1-2 BB		BBBB 4-0 SH2-3 1B BB	x 0-0 1-3 1B			2	1	1	0	2	0	0
Dann Bilardello, R (1, 2) OBP: 0.318, SLG: 0.591			x 0-0 HR	x 0-0 1-3 2-H 2B		x 0-0 F8 ①	SSS 0-3 K ②			4	1	2	2	0	1	3
Bruce Berenyi, R (1, 1) OBP: 0.100, SLG: 0.100			SSS 0-3 K ②	x 0-0 4-1 ③		x 0-0 SH2-3 ② 1-2	x 0-0 5-3 ③			3	0	0	0	0	1	4
Inning Stats	R: 0 E: 0 K: 0 S: 2 H: 0 LOB: 0 BB: 1 P: 6	R: 0 E: 0 K: 0 S: 2 H: 0 LOB: 0 BB: 1 P: 6	R: 1 E: 0 K: 1 S: 7 H: 2 LOB: 2 BB: 1 P: 11	R: 1 E: 0 K: 0 S: 5 H: 2 LOB: 2 BB: 1 P: 9	R: 3 E: 0 K: 1 S: 7 H: 3 LOB: 1 BB: 1 P: 11	R: 2 E: 0 K: 0 S: 5 H: 2 LOB: 2 BB: 2 P: 13	R: 0 E: 0 K: 1 S: 7 H: 2 LOB: 2 BB: 0 P: 7	R: 0 E: 0 K: 1 S: 6 H: 1 LOB: 3 BB: 1 P: 11		1B: 7 2B: 6 3B: 0 HR: 1 SF: 0 SAC: 1 DP: 2 HBP: 1						

livebaseballscorecards.com

AB	32
R	7
H	12
RBI	7
BB	8
SO	4
LOB	18

WP: 1 PA: 42
PB: 0
SB: 1
CS: 0

PITCHER		IP	WLS	BF	H	R	ER	SO	BB	IBB	HBP	BLK	WP	HR	S	P	ERA	WHIP
Tom Seaver, R ERA: 2.33	(1, 1)	5.0	L	24	7	5	5	2	5	0	0	0	1	1	23	43	9.00	2.400
Neil Allen, R ERA: 6.23	(6, 1)	1.0		7	2	2	2	0	2	0	0	0	0	0	5	13	18.00	4.000
Doug Sisk, R ERA: 4.05	(7, 1)	2.0		11	3	0	0	2	1	0	1	0	0	0	13	18	0.00	2.000

PITCHER		IP	WLS	BF	H	R	ER	SO	BB	IBB	HBP	BLK	WP	HR	S	P	ERA	WHIP

Batter	1	2	3	4	5	6	7	8	9	AB	R	H	RBI	BB	SO	LOB
Mookie Wilson, S (1, 8) OBP: 0.348, SLG: 0.438	FC5 S 1B		F7		1-3 2B			F9		4	0	2	0	0	0	0
Ron Gardenhire, R (1, 6) OBP: 0.118, SLG: 0.118	F7 1-2		4-3		6-3			L5		4	0	0	0	0	0	3
Dave Kingman, R (1, 3) OBP: 0.217, SLG: 0.390	F7			F4		F8			6-3	4	0	0	0	0	0	1
George Foster, R (1, 7) OBP: 0.328, SLG: 0.360	BB			F8		5-3			1B SF8 BB	2	1	0	0	2	0	0
Hubie Brooks, R (1, 5) OBP: 0.245, SLG: 0.288	FC5 2-3f			L9		5-3			S 1-3 1B	4	0	1	0	0	0	2
Mark Bradley, R (1, 9) Danny Heep, L (9, PH) OBP: 0.490, SLG: 0.650 (9, 9)		6-3			F8		K		SF8 1-2 3-H	3 0	0 0	0 0	0 1	0 0	1 0	0 0
Brian Giles, R (1, 4) OBP: 0.314, SLG: 0.304		CS 1B			1B 2B		K		F9	4	1	2	0	0	1	1
Ronn Reynolds, R (1, 2)		6-3 1-2			K		K			3	0	0	0	0	2	2
Mike Torrez, R (1, 1) OBP: 0.143, SLG: 0.143 Jesse Orosco, R (9, 1)			L6		2B 2-H 1B			F3		3 0	0 0	1 0	1 0	0 0	0 0	0 0
Inning Stats	R: 0 E: 0 K: 0 S: 4 H: 1 LOB: 2 BB: 1 P: 8	R: 0 E: 0 K: 0 S: 3 H: 1 LOB: 0 BB: 0 P: 3	R: 0 E: 0 K: 0 S: 3 H: 0 LOB: 0 BB: 0 P: 3	R: 0 E: 0 K: 0 S: 3 H: 0 LOB: 0 BB: 0 P: 3	R: 1 E: 0 K: 1 S: 8 H: 3 LOB: 2 BB: 0 P: 8	R: 0 E: 0 K: 0 S: 3 H: 0 LOB: 0 BB: 0 P: 3	R: 0 E: 0 K: 3 S: 9 H: 0 LOB: 0 BB: 0 P: 9	R: 0 E: 0 K: 0 S: 3 H: 0 LOB: 0 BB: 0 P: 3	R: 1 E: 0 K: 0 S: 4 H: 1 LOB: 1 BB: 1 P: 8	1B: 4 2B: 2 3B: 0 HR: 0	SF: 1 SAC: 0 DP: 0 HBP: 0						

PITCHER		IP	WLS	BF	H	R	ER	SO	BB	IBB	HBP	BLK	WP	HR	S	P	ERA	WHIP
Joe Price, L ERA: 2.16	(1, 1)	8.1	L	32	6	2	2	4	2	0	0	0	0	0	38	46	2.16	0.960
Tom Hume, R ERA: 9.35	(9, 1)	0.2		2	0	0	0	0	0	0	0	0	0	0	2	2	0.00	0.000

PITCHER	IP	WLS	BF	H	R	ER	SO	BB	IBB	HBP	BLK	WP	HR	S	P	ERA	WHIP

TOP

New York Mets @ Cincinnati Reds

Riverfront Stadium, Cincinnati, OH

Wed Apr 27 1983, 3:33 AM EDT

Att. 10,720 - Unknown

livebaseballscorecards.com

AB	31
R	2
H	6
RBI	2
BB	2
SO	4
LOB	9

New York Mets @ Cincinnati Reds

Riverfront Stadium, Cincinnati, OH

Wed Apr 27 1983, 3:33 AM EDT

Att. 10,720 - Unknown

livebaseballscorecards.com

BOTTOM

Batter	1	2	3	4	5	6	7	8	9	AB	R	H	RBI	BB	SO	LOB
Dave Concepcion, R (1, 6) OBP: 0.338, SLG: 0.269	6-3		F8			BBBB SH1-3 2B BB		F8		3	1	0	0	1	0	0
Eddie Milner, L (1, 8) OBP: 0.317, SLG: 0.236	4-1			F7		SH1-3 1-2		BBBB S BB		2	0	0	0	1	0	0
Cesar Cedeno, R (1, 9) OBP: 0.470, SLG: 0.509	6-3			BBBB E S BB		2-H 2B		F7 1-2		3	0	1	1	1	0	1
Johnny Bench, R (1, 5) OBP: 0.307, SLG: 0.380		F8		F4 1-3		F6		5-3		4	0	0	0	0	0	3
Dan Driessen, L (1, 3) OBP: 0.440, SLG: 0.386		5-3		4-3		BBBB BB			SSS K	3	0	0	0	1	1	1
Ron Oester, S (1, 4) OBP: 0.405, SLG: 0.544		2B			6-3	F8			1B	4	0	2	0	0	0	2
Duane Walker, L (1, 7) Alan Knicely, R (9, PH) OBP: 0.200, SLG: 0.200		F8			1B		SSS K		SSS K	3 1	0 0	1 0	0 0	1 0	1 1	1 1
Dann Bilardello, R (1, 2) OBP: 0.269, SLG: 0.500			5-3		F4		6-3		F8	4	0	0	0	0	0	2
Joe Price, R (1, 1) OBP: 0.182, SLG: 0.182 Tom Hume, R (9, 1)			1-4-3		SSS K		SSS K			3 0	0 0	0 0	0 0	0 0	2 0	1 0
Inning Stats	R: 0 H: 0 E: 0 LOB: 0 K: 0 BB: 0 S: 3 P: 3	R: 0 H: 1 E: 0 LOB: 1 K: 0 BB: 0 S: 4 P: 4	R: 0 H: 0 E: 0 LOB: 0 K: 0 BB: 0 S: 3 P: 3	R: 0 H: 0 E: 0 LOB: 1 K: 0 BB: 1 S: 3 P: 7	R: 0 H: 1 E: 0 LOB: 1 K: 1 BB: 0 S: 6 P: 6	R: 1 H: 1 E: 0 LOB: 2 K: 0 BB: 2 S: 4 P: 12	R: 0 H: 0 E: 0 LOB: 0 K: 2 BB: 0 S: 7 P: 7	R: 0 H: 0 E: 0 LOB: 1 K: 0 BB: 1 S: 3 P: 7	R: 0 H: 1 E: 0 LOB: 1 K: 2 BB: 0 S: 8 P: 8	1B: 2 SF: 0 2B: 2 SAC: 1 3B: 0 DP: 0 HR: 0 HBP: 0							WP: 0 PA: 35 PB: 0 SB: 2 CS: 0

PITCHER		IP	WLS	BF	H	R	ER	SO	BB	IBB	HBP	BLK	WP	HR	S	P	ERA	WHIP
Mike Torrez, R ERA: 6.1	(1, 1)	8.0	W	31	3	1	1	3	4	0	0	0	0	0	33	49	1.12	0.875
Jesse Orosco, L ERA: 1.08	(9, 1)	1.0	S	4	1	0	0	2	0	0	0	0	0	0	8	8	0.00	1.000

PITCHER	IP	WLS	BF	H	R	ER	SO	BB	IBB	HBP	BLK	WP	HR	S	P	ERA	WHIP

AB	30
R	1
H	4
RBI	1
BB	4
SO	5
LOB	12

Atlanta Braves @ New York Mets

Shea Stadium, Flushing, NY

Fri Apr 29 1983, 7:05 PM EDT

Att. 12,348 - Unknown

TOP

livebaseballscorecards.com

Batter	1	2	3	4	5	6	7	8	9	AB	R	H	RBI	BB	SO	LOB
Brett Butler, L (1, 8) OBP: 0.324, SLG: 0.318	B5-3		CS, 1B 2-H 3-H			F9		5-3		4	0	1	2	0	0	0
Rafael Ramirez, R (1, 6) OBP: 0.291, SLG: 0.321	F9		F9 1-2			6-3		F7		4	0	0	0	0	0	1
Claudell Washington, L (1, 9) OBP: 0.362, SLG: 0.476	K			F7		FC6-4, 1B			HR, 1B	4	1	2	0	0	1	0
Dale Murphy, R (1, 7) OBP: 0.434, SLG: 0.571		K		F9		FC6-4 1-2f			HR 1-H	4	1	1	2	0	1	1
Bob Horner, R (1, 5) OBP: 0.320, SLG: 0.462		F7		F4			F8		K	4	0	0	0	0	1	0
Chris Chambliss, L (1, 3) OBP: 0.403, SLG: 0.589		4-3			HR		4-3		5-3	4	1	1	1	0	0	0
Glenn Hubbard, R (1, 4) OBP: 0.423, SLG: 0.508			1B, 1B, 1B		F4		1B		5-3	4	1	2	0	0	0	0
Bruce Benedict, R (1, 2) OBP: 0.433, SLG: 0.463			2-3, 1B, 1B 1-3		5-3		F7			3	1	1	0	0	0	1
Rick Camp, R (1, 1) OBP: 0.133, SLG: 0.154			2-3 1-2		K			K		2	0	0	0	0	1	2
Rick Mahler, R (7, 1)										0	0	0	0	0	0	0
Terry Forster, L (7, 1) OBP: 1.000, SLG: 1.500										0	0	0	0	0	0	0
Ken Smith, L (8, PH) OBP: 0.250, SLG: 1.000										1	0	0	0	0	1	0
Gene Garber, R (8, 1)										0	0	0	0	0	0	0

	AB	34
	R	5
	H	8
	RBI	5
	BB	0
	SO	5
	LOB	5

Inning Stats	1	2	3	4	5	6	7	8	9
	R: 0 E: 0 K: 1 S: 5	H: 0 LOB: 0 BB: 0 P: 5	R: 0 E: 0 K: 1 S: 5	H: 0 LOB: 0 BB: 0 P: 5	R: 2 E: 0 K: 0 S: 5	H: 3 LOB: 0 BB: 0 P: 5	R: 0 E: 0 K: 0 S: 3	H: 0 LOB: 0 BB: 0 P: 3	R: 1 E: 0 K: 1 S: 6	H: 1 LOB: 0 BB: 0 P: 6	R: 0 E: 0 K: 0 S: 4	H: 1 LOB: 1 BB: 0 P: 4	R: 0 E: 0 K: 0 S: 4	H: 1 LOB: 1 BB: 0 P: 4	R: 0 E: 0 K: 1 S: 5	H: 0 LOB: 0 BB: 0 P: 5	R: 2 E: 0 K: 1 S: 7	H: 2 LOB: 0 BB: 0 P: 7

	1B: 6	SF: 0	WP: 0	PA: 34
	2B: 0	SAC: 0	PB: 0	
	3B: 0	DP: 0	SB: 0	
	HR: 2	HBP: 0	CS: 1	

PITCHER		IP	WLS	BF	H	R	ER	SO	BB	IBB	HBP	BLK	WP	HR	S	P	ERA	WHIP
Craig Swan, R ERA: 6.41	(1, 1)	5.0		18	4	3	3	3	0	0	0	0	0	1	24	24	5.40	0.800
Ed Lynch, R ERA: 5.79	(6, 1)	3.0	W	13	4	2	2	1	0	0	0	0	0	1	15	15	6.00	1.333
Doug Sisk, R ERA: 3.77	(9, 1)	1.0	S	3	0	0	0	1	0	0	0	0	0	0	5	5	0.00	0.000

PITCHER		IP	WLS	BF	H	R	ER	SO	BB	IBB	HBP	BLK	WP	HR	S	P	ERA	WHIP

Atlanta Braves @ New York Mets

Shea Stadium, Flushing, NY

Fri Apr 29 1983, 7:05 PM EDT

Att. 12,348 - Unknown

BOTTOM

Batter	1	2	3	4	5	6	7	8	9	AB	R	H	RBI	BB	SO	LOB
Mookie Wilson, S (1, 8) OBP: 0.352, SLG: 0.478	F8		K			4-3	HR	1-2 1B		5	1	2	1	0	1	0
Hubie Brooks, R (1, 5) OBP: 0.241, SLG: 0.268	K			F7		F9	BB BB WP BB	L7		4	1	0	0	1	1	2
Dave Kingman, R (1, 3) OBP: 0.234, SLG: 0.435	K			F9		HR	WP BB 1-2 BB			3	1	1	1	1	1	0
Mike Jorgensen, L (8, 3) OBP: 0.750, SLG: 1.000										0	0	0	0	0	0	0
George Foster, R (1, 7) OBP: 0.355, SLG: 0.423		HR		K		1B BB	WP 1-2 2-3 BB			2	1	1	1	2	1	0
Mark Bradley, R (8, 7)										0	0	0	0	0	0	0
Danny Heep, L (1, 9) OBP: 0.472, SLG: 0.614		G3			K	BB 1-3 1B	4-3 1-2 2-3 3-H			4	0	1	0	0	1	2
Ron Hodges, L (1, 2) OBP: 0.286, SLG: 0.167		6-3			1B E 1B	1-2 BB		F9		3	1	1	0	1	0	0
Brian Giles, R (1, 4) OBP: 0.327, SLG: 0.320		6-3			FC4-6 1-2 1B	K		S 1B 1B		4	1	2	0	0	1	3
Ron Gardenhire, R (1, 6) OBP: 0.095, SLG: 0.095			L5		FC4-6 1-2f 2-H		F5	K 1-2		4	0	0	0	0	1	2
Craig Swan, R (1, 1) OBP: 0.143, SLG: 0.143			6-3		L7		F8	1B 2-H 1B		1	0	0	0	0	0	0
Wally Backman, S (5, PH) OBP: 0.067, SLG: 0.067										1	0	0	0	0	0	1
Ed Lynch, R (6, 1) OBP: 0.400, SLG: 0.400										2	0	1	1	0	0	0
Doug Sisk, R (9, 1)										0	0	0	0	0	0	0
Inning Stats	R: 0 E: 0 K: 2 S: 7 H: 0 LOB: 0 BB: 0 P: 7	R: 1 E: 0 K: 0 S: 4 H: 1 LOB: 0 BB: 0 P: 4	R: 0 E: 0 K: 1 S: 5 H: 0 LOB: 0 BB: 0 P: 5	R: 0 E: 0 K: 1 S: 5 H: 0 LOB: 0 BB: 0 P: 5	R: 1 E: 1 K: 1 S: 7 H: 2 LOB: 1 BB: 0 P: 7	R: 1 E: 0 K: 1 S: 7 H: 2 LOB: 3 BB: 2 P: 15	R: 2 E: 0 K: 0 S: 4 H: 1 LOB: 2 BB: 3 P: 16	R: 1 E: 0 K: 1 S: 8 H: 3 LOB: 2 BB: 0 P: 8		1B: 6 2B: 0 3B: 0 HR: 3	SF: 0 SAC: 0 DP: 0 HBP: 0						

livebaseballscorecards.com

AB	33
R	6
H	9
RBI	4
BB	5
SO	7
LOB	10

WP: 1 PB: 0 SB: 1 CS: 0 PA: 38

PITCHER		IP	WLS	BF	H	R	ER	SO	BB	IBB	HBP	BLK	WP	HR	S	P	ERA	WHIP
Rick Camp, R ERA: 2.65	(1, 1)	6.2	L	29	6	5	4	6	3	0	0	0	0	0	38	50	5.40	1.350
Rick Mahler, R ERA: 5.68	(7, 1)	0.0		2	0	0	0	0	2	0	0	0	0	0	0	8	∞	∞
Terry Forster, L ERA:	(7, 1)	0.1		1	0	0	0	0	0	0	0	0	1	0	1	1	0.00	0.000
Gene Garber, R ERA: 1.5	(8, 1)	1.0		6	3	1	1	1	0	0	0	0	0	0	8	8	9.00	3.000

PITCHER	IP	WLS	BF	H	R	ER	SO	BB	IBB	HBP	BLK	WP	HR	S	P	ERA	WHIP

Batter	1	2	3	4	5	6	7	8	9	AB	R	H	RBI	BB	SO	LOB
Brett Butler, L (1, 8) OBP: 0.342, SLG: 0.343	SSS 0-3 ① K		SSS 0-3 ① K		x 0-0 PB S 1B		x 0-0 S 3-H 2B		BBBB 4-0 1B 1-2 4-3 BB	4	1	2	1	1	2	0
Rafael Ramirez, R (1, 6) OBP: 0.298, SLG: 0.325	x 0-0 ② F7		x 0-0 BB 1B		x 0-0 ② F8 1-2		SSS 0-3 ② K 2-3		x 0-0 4-3 HR 1-3 2-H 1B	5	1	2	1	0	1	2
Claudell Washington, L (1, 9) OBP: 0.351, SLG: 0.471	x 0-0 E 2B		x 0-0 ② F7		x 0-0 ③ 4-3 2-3		x 0-0 ③ F8		x 0-0 ② 4-3 1-2 3-H	5	0	1	1	0	0	4
Dale Murphy, R (1, 7) OBP: 0.469, SLG: 0.682	BBBB 4-0 2-3 BB		BBBB 4-0 1-2 BB			x 0-0 HR		x 0-0 4-3 1B	x 0-0 2-H HR	3	2	3	3	2	0	0
Bob Horner, R (1, 5) OBP: 0.313, SLG: 0.443 Jerry Royster, R (9, PR) (9, 5) OBP: 0.143, SLG: 0.143	x 0-0 ③ F7		x 0-0 ③ F4			x 0-0 ① F7		x 0-0 ① 4-3 1-2	x 0-0 FC4-6 1B	5 0	0 0	1 0	0 0	0 0	0 0	5 0
Chris Chambliss, L (1, 3) OBP: 0.373, SLG: 0.541 Ken Smith, L (9, 3) OBP: 0.250, SLG: 1.000		x 0-0 ① F6		SSS 0-3 ① K		SSS 0-3 ② K		x 0-0 ② 6-3	x 0-0 ③ FC4-6 1-2f	5 0	0 0	0 0	0 0	0 0	2 0	2 0
Glenn Hubbard, R (1, 4) OBP: 0.413, SLG: 0.484		BBBB 4-0 BB		x 0-0 ② F8		x 0-0 ③ 6-3		x 0-0 ③ F9		3	0	0	0	1	0	1
Bruce Benedict, R (1, 2) OBP: 0.437, SLG: 0.500		x 0-0 ② F8		x 0-0 ③ F9			x 0-0 2B 3B		x 0-0 BB 1B 1B	4	2	2	0	0	0	1
Craig McMurtry, R (1, 1) OBP: 0.111, SLG: 0.111		SSS 0-3 ③ K			x 0-0 ① 2-3		SSS 0-3 ① K		SSS 0-3 ① K	4	0	0	0	0	3	3
Inning Stats	R: 0 E: 1 K: 1 S: 6 H: 1 LOB: 2 BB: 1 P: 10	R: 0 E: 0 K: 1 S: 5 H: 0 LOB: 1 BB: 1 P: 9	R: 0 E: 0 K: 1 S: 6 H: 1 LOB: 2 BB: 1 P: 10	R: 0 E: 0 K: 1 S: 5 H: 0 LOB: 0 BB: 0 P: 5	R: 0 E: 0 K: 0 S: 4 H: 1 LOB: 1 BB: 0 P: 4	R: 1 E: 0 K: 1 S: 6 H: 1 LOB: 0 BB: 0 P: 6	R: 1 E: 0 K: 2 S: 9 H: 2 LOB: 1 BB: 0 P: 9	R: 0 E: 0 K: 0 S: 4 H: 1 LOB: 1 BB: 0 P: 4	R: 4 E: 0 K: 1 S: 9 H: 4 LOB: 1 BB: 1 P: 13	1B: 6 2B: 2 3B: 1 HR: 2 SF: 0 SAC: 0 DP: 0 HBP: 0						

PITCHER		IP	WLS	BF	H	R	ER	SO	BB	IBB	HBP	BLK	WP	HR	S	P	ERA	WHIP
Rick Ownbey, R ERA: 3.86	(1, 1)	8.0	L	34	7	2	2	7	3	0	0	0	0	1	45	57	2.25	1.250
Neil Allen, R ERA: 9.31	(9, 1)	1.0		8	4	4	4	1	1	0	0	0	0	1	9	13	36.00	5.000

PITCHER	IP	WLS	BF	H	R	ER	SO	BB	IBB	HBP	BLK	WP	HR	S	P	ERA	WHIP

TOP

Atlanta Braves @ New York Mets

Shea Stadium, Flushing, NY

Sat Apr 30 1983, 3:33 AM EDT

Att. 9,811 - Unknown

livebaseballscorecards.com

AB	38
R	6
H	11
RBI	6
BB	4
SO	8
LOB	18

WP: 0 PA: 42
PB: 1
SB: 2
CS: 0

Atlanta Braves @ New York Mets

Shea Stadium, Flushing, NY

Sat Apr 30 1983, 3:33 AM EDT

Att. 9,811 - Unknown

BOTTOM

Batter	1	2	3	4	5	6	7	8	9	AB	R	H	RBI	BB	SO	LOB
Mookie Wilson, S (1, 8) OBP: 0.333, SLG: 0.452	F7			F7			4-3		6-3	4	0	0	0	0	0	0
Hubie Brooks, R (1, 5) OBP: 0.258, SLG: 0.317	1B			4-3			6-3 3B		L8	4	1	2	0	0	0	0
Dave Kingman, R (1, 3) OBP: 0.221, SLG: 0.409	K			F8			6-3 3-H		F8	4	0	0	1	0	1	0
George Foster, R (1, 7) OBP: 0.354, SLG: 0.418		6-3			K		1B			3	0	1	0	0	1	0
Danny Heep, L (1, 9) OBP: 0.446, SLG: 0.574		G3			F7		1-3			3	0	0	0	0	0	1
Ronn Reynolds, R (1, 2)		K			K			K		2	0	0	0	0	2	0
Ron Hodges, L (8, PH) OBP: 0.280, SLG: 0.163										1	0	0	0	0	1	0
(9, 2)																
Brian Giles, R (1, 4) OBP: 0.328, SLG: 0.308		K				BB G6-4-3		K		2	0	0	0	1	2	0
(9, 6)																
Ron Gardenhire, R (1, 6) OBP: 0.087, SLG: 0.087		1-3			G6-4-3 1-2f			1B		2	0	0	0	0	0	1
Wally Backman, S (8, PH) OBP: 0.125, SLG: 0.125										1	0	1	0	0	0	0
(9, 4)																
Rick Ownbey, R (1, 1)		1-3			K			F8		2	0	0	0	0	1	0
Rusty Staub, L (8, PH)										1	0	0	0	0	0	1
Neil Allen, R (9, 1)										0	0	0	0	0	0	0

Inning Stats	1	2	3	4	5	6	7	8	9
R	0	0	0	0	0	0	1	0	0
E	0	0	0	0	0	0	0	0	0
K	1	1	1	0	2	1	0	2	0
S	5	5	5	3	7	4	5	8	3
H	1	0	0	0	0	0	2	1	0
LOB	0	0	0	0	0	0	1	0	0
BB	0	0	0	0	0	1	0	0	0
P	5	5	5	3	7	8	5	8	3

1B	3
2B	0
3B	1
HR	0
SF	0
SAC	0
DP	1
HBP	0

WP	0
PB	0
SB	0
CS	0
PA	30

AB	29
R	1
H	4
RBI	1
BB	1
SO	8
LOB	3

livebaseballscorecards.com

PITCHER	IP	WLS	BF	H	R	ER	SO	BB	IBB	HBP	BLK	WP	HR	S	P	ERA	WHIP
Craig McMurtry, R (1, 1) ERA: 2.77	9.0	W	30	4	1	1	8	1	0	0	0	0	0	45	49	1.00	0.556

PITCHER	IP	WLS	BF	H	R	ER	SO	BB	IBB	HBP	BLK	WP	HR	S	P	ERA	WHIP

Batter	1	2	3	4	5	6	7	8	9	AB	R	H	RBI	BB	SO	LOB
Brett Butler, L (1, 8) OBP: 0.338, SLG: 0.329	F7		F5			L8		BB, G4-6-3		3	0	0	0	1	0	0
Rafael Ramirez, R (1, 6) OBP: 0.295, SLG: 0.322	F8		K			S, 1B		G4-6-3, 1-2f		4	1	1	0	0	1	1
Claudell Washington, L (1, 9) OBP: 0.333, SLG: 0.444	6-3		5-3			K, 1-2		K		4	0	0	0	0	2	1
Dale Murphy, R (1, 7) OBP: 0.459, SLG: 0.657		4-3		L7		2B, 2-H			K	4	1	1	1	0	1	0
Bob Horner, R (1, 5) OBP: 0.321, SLG: 0.452		BB, 1B		K		2B, 1-H			6-3	3	0	1	1	1	1	0
Jerry Royster, R (9, 5) OBP: 0.143, SLG: 0.143										0	0	0	0	0	0	0
Chris Chambliss, L (1, 3) OBP: 0.352, SLG: 0.508		K		F8		G3			F8	4	0	0	0	0	1	2
Glenn Hubbard, R (1, 4) OBP: 0.410, SLG: 0.478		BB, 1B, 1-2			K		F4			3	0	1	0	0	1	0
Bruce Benedict, R (1, 2) OBP: 0.432, SLG: 0.483		BB, 1-2, 2-3			F3		F8			2	0	0	0	1	0	0
Phil Niekro, R (1, 1) OBP: 0.083, SLG: 0.091		F5			5-3		4-3			3	0	0	0	0	0	3
Steve Bedrosian, R (8, 1)										0	0	0	0	0	0	0
Inning Stats	R: 0 E: 0 K: 0 S: 3 H: 0 LOB: 0 BB: 0 P: 3	R: 0 E: 0 K: 1 S: 6 H: 1 LOB: 3 BB: 2 P: 14	R: 0 E: 0 K: 1 S: 5 H: 0 LOB: 0 BB: 0 P: 5	R: 0 E: 0 K: 1 S: 5 H: 0 LOB: 0 BB: 0 P: 5	R: 0 E: 0 K: 1 S: 5 H: 0 LOB: 0 BB: 0 P: 5	R: 2 E: 0 K: 1 S: 8 H: 3 LOB: 1 BB: 0 P: 8	R: 0 E: 0 K: 0 S: 3 H: 0 LOB: 0 BB: 0 P: 3	R: 0 E: 0 K: 1 S: 4 H: 0 LOB: 0 BB: 1 P: 8	R: 0 E: 0 K: 1 S: 5 H: 0 LOB: 0 BB: 0 P: 5	1B: 3 2B: 1 3B: 0 HR: 0 SF: 0 SAC: 0 DP: 1 HBP: 0						

PITCHER		IP	WLS	BF	H	R	ER	SO	BB	IBB	HBP	BLK	WP	HR	S	P	ERA	WHIP
Tom Seaver, R ERA: 2.38	(1, 1)	7.0	L	27	4	2	2	5	2	0	0	0	0	0	35	43	2.57	0.857
Jesse Orosco, L ERA: 0.87	(8, 1)	2.0		6	0	0	0	2	1	0	0	0	0	0	9	13	0.00	0.500

PITCHER		IP	WLS	BF	H	R	ER	SO	BB	IBB	HBP	BLK	WP	HR	S	P	ERA	WHIP

TOP

Atlanta Braves @ New York Mets

Shea Stadium, Flushing, NY

Sun May 01 1983, 3:33 AM EDT

Att. 32,163 - Unknown

livebaseballscorecards.com

AB	30
R	2
H	4
RBI	2
BB	3
SO	7
LOB	7

PA: 33

WP: 0 PB: 0 SB: 1 CS: 0

Atlanta Braves @ New York Mets

Shea Stadium, Flushing, NY

Sun May 01 1983, 3:33 AM EDT

Att. 32,163 - Unknown

BOTTOM

livebaseballscorecards.com

Batter	1	2	3	4	5	6	7	8	9	AB	R	H	RBI	BB	SO	LOB
Mookie Wilson, S (1, 8) OBP: 0.325, SLG: 0.436	S 1B 1B		F8		F4		1-3		4-3	5	1	1	0	0	0	2
Hubie Brooks, R (1, 5) OBP: 0.273, SLG: 0.328	FC3-6 1B 1-H 1B		K		K			BB 1B		4	0	2	1	0	2	0
Dave Kingman, R (1, 3) OBP: 0.236, SLG: 0.406	FC3-6 1-2 1B		F4		K			1-2 BB		3	0	1	0	1	1	0
George Foster, R (1, 7) OBP: 0.333, SLG: 0.390	F2			5-3		K		K		4	0	0	0	0	2	4
Danny Heep, L (1, 9) OBP: 0.417, SLG: 0.529	FC3-6 1-2f 2-3			E6 BB		F9		F8		4	0	0	0	0	0	4
Ron Hodges, L (1, 2) OBP: 0.278, SLG: 0.152	F6			4-0 BB		F7		F7		3	0	0	0	1	0	4
Brian Giles, R (1, 4) (8, 6) OBP: 0.323, SLG: 0.291		5-3		K			K		SH5-3 S BB	3	0	0	0	1	2	2
Ron Gardenhire, R (1, 6) OBP: 0.120, SLG: 0.083		6-3		4-0 1-2 2-3 BB			4-3		SH5-3 1-3	1	0	0	0	1	0	0
Wally Backman, S (7, PH) OBP: 0.118, SLG: 0.118 (8, 4)										1	0	0	0	0	0	0
Tom Seaver, R (1, 1) OBP: 0.273, SLG: 0.600		F7		F7			1B		K	2	0	0	0	0	0	3
Rusty Staub, L (7, PH) OBP: 0.231, SLG: 0.091										1	0	1	0	0	0	0
Rick Ownbey, R (7, PR)										0	0	0	0	0	0	0
Jesse Orosco, R (8, 1)										0	0	0	0	0	0	0
Mike Jorgensen, L (9, PH) OBP: 0.600, SLG: 0.667										1	0	0	0	0	1	1
Inning Stats	R: 1 E: 0 K: 0 S: 6 H: 3 LOB: 2 BB: 0 P: 6	R: 0 E: 0 K: 0 S: 3 H: 0 LOB: 0 BB: 0 P: 3	R: 0 E: 0 K: 1 S: 5 H: 0 LOB: 0 BB: 0 P: 5	R: 0 E: 1 K: 1 S: 6 H: 0 LOB: 3 BB: 2 P: 14	R: 0 E: 0 K: 2 S: 7 H: 0 LOB: 0 BB: 0 P: 7	R: 0 E: 0 K: 1 S: 5 H: 0 LOB: 0 BB: 0 P: 5	R: 0 E: 0 K: 1 S: 6 H: 1 LOB: 1 BB: 0 P: 6	R: 0 E: 0 K: 1 S: 6 H: 1 LOB: 2 BB: 1 P: 10	R: 0 E: 0 K: 1 S: 5 H: 0 LOB: 1 BB: 1 P: 9	1B: 5 2B: 0 3B: 0 HR: 0	SF: 0 SAC: 1 DP: 0 HBP: 0						

	AB	32
	R	1
	H	5
	RBI	1
	BB	4
	SO	8
	LOB	20

WP: 0 PB: 0 SB: 2 CS: 0 PA: 37

PITCHER		IP	WLS	BF	H	R	ER	SO	BB	IBB	HBP	BLK	WP	HR	S	P	ERA	WHIP
Phil Niekro, R ERA: 5.88	(1, 1)	7.0	W	30	5	1	1	6	3	0	0	0	0	0	39	51	1.29	1.143
Steve Bedrosian, R ERA: 3.29	(8, 1)	2.0	S	7	0	0	0	2	1	0	0	0	0	0	10	14	0.00	0.500

PITCHER	IP	WLS	BF	H	R	ER	SO	BB	IBB	HBP	BLK	WP	HR	S	P	ERA	WHIP

Batter	1	2	3	4	5	6	7	8	9	AB	R	H	RBI	BB	SO	LOB
Omar Moreno, L (1, 8) OBP: 0.288, SLG: 0.343	BBBB 4-0 CS BB		x 0-0 ③ L6		BBBB 4-0 3-1 BB		SSS 0-3 ② K		x 0-0 ③ 6-3	3	0	0	0	2	1	1
Tony Scott, S (1, 9) OBP: 0.324, SLG: 0.355	x 0-0 ①② 4-3 1-2			x 0-0 1B FC1-6 1B	x 0-0 ② 3-1 1-2 2-3		x 0-0 ③ L8			4	1	1	0	0	0	3
Dickie Thon, R (1, 6) OBP: 0.343, SLG: 0.404	x 0-0 ③ F7			x 0-0 ① F8	x 0-0 ③ 5-3			x 0-0 1B S SF8 1B		4	1	1	0	0	0	3
Phil Garner, R (1, 5) OBP: 0.354, SLG: 0.384		SSS 0-3 ① K		x 0-0 FC1-6 1-3 1B		x 0-0 ① F9		x 0-0 ① F9 1-2		4	0	1	0	0	1	1
Jose Cruz, L (1, 7) OBP: 0.400, SLG: 0.395		x 0-0 ② F8		x 0-0 ② FC1-6 1B 1-2f 3-H		x 0-0 ② 4-3		x 0-0 2-3 1B		4	0	1	1	0	0	1
Ray Knight, R (1, 3) OBP: 0.322, SLG: 0.436		x 0-0 ③ 5-3		x 0-0 1-2 1B		x 0-0 HR		x 0-0 ② SF8 3-H		3	1	2	2	0	0	0
Alan Ashby, S (1, 2) OBP: 0.328, SLG: 0.474			x 0-0 ① 6-3	x 0-0 ③ F6		BBBB 4-0 FC6-4 BB		x 0-0 ③ L4		3	0	0	0	1	0	3
Bill Doran, S (1, 4) OBP: 0.312, SLG: 0.266			SSS 0-3 ② K		x 0-0 3-1 SH1-4 1B	x 0-0 ③ FC6-4 1-2f			x 0-0 ① F8	4	0	1	0	0	1	1
Nolan Ryan, R (1, 1) OBP: 0.222, SLG: 0.125 Frank LaCorte, R (8, 1)			BBBB 4-0 BB		x 0-0 ① SH1-4 1-2		SSS 0-3 ① K		x 0-0 ② 5-3	1 1	0 0	0 0	0 0	1 0	1 0	0 0
Inning Stats	R: 0 E: 0 K: 0 S: 2 H: 0 LOB: 0 BB: 1 P: 6	R: 0 E: 0 K: 1 S: 5 H: 0 LOB: 0 BB: 0 P: 5	R: 0 E: 0 K: 1 S: 5 H: 0 LOB: 1 BB: 1 P: 9	R: 1 E: 0 K: 0 S: 6 H: 3 LOB: 2 BB: 0 P: 6	R: 0 E: 0 K: 0 S: 4 H: 1 LOB: 2 BB: 1 P: 8	R: 1 E: 0 K: 0 S: 4 H: 1 LOB: 1 BB: 1 P: 8	R: 0 E: 0 K: 2 S: 7 H: 0 LOB: 0 BB: 0 P: 7	R: 1 E: 0 K: 0 S: 5 H: 2 LOB: 1 BB: 0 P: 5	R: 0 E: 0 K: 0 S: 3 H: 0 LOB: 0 BB: 0 P: 3	1B: 6 2B: 0 3B: 0 HR: 1 SF: 1 SAC: 1 DP: 0 HBP: 0						

PITCHER	IP	WLS	BF	H	R	ER	SO	BB	IBB	HBP	BLK	WP	HR	S	P	ERA	WHIP
Mike Torrez, R (1, 1) ERA: 5.16	9.0	L	37	7	3	3	4	4	0	0	0	0	1	41	57	3.00	1.222

PITCHER	IP	WLS	BF	H	R	ER	SO	BB	IBB	HBP	BLK	WP	HR	S	P	ERA	WHIP

TOP

Houston Astros @ New York Mets

Shea Stadium, Flushing, NY

Mon May 02 1983, 7:05 PM EDT

Att. 5,218 - Unknown

livebaseballscorecards.com

AB	31
R	3
H	7
RBI	3
BB	4
SO	4
LOB	13

BOTTOM

Batter	1	2	3	4	5	6	7	8	9	AB	R	H	RBI	BB	SO	LOB
Mookie Wilson, S (1, 8) OBP: 0.341, SLG: 0.451	1B 1B 2B		6-3		BBB 4-0 1B 1-2 BB		CS 1B		L5-3 1-2	4	1	2	0	1	0	1
Hubie Brooks, R (1, 5) OBP: 0.257, SLG: 0.309	SSS 0-3 K		6-3		SSS 0-3 K		SSS 0-3 K 1-2			4	0	0	0	0	3	4
Rusty Staub, L (1, 3) OBP: 0.412, SLG: 0.286 Ron Gardenhire, R (8, PR) OBP: 0.120, SLG: 0.083 (9, 6)	1B 2-3 1B		BBB 4-0 BB		0-0 1B 1-3 2-H			SH1-4 1B 1B		3 0	0 0	3 0	1 0	1 0	0 0	0 0
George Foster, R (1, 7) OBP: 0.342, SLG: 0.397	1-2 3-H 1B		F3		SSS 0-3 K			SH1-4 1-2 1B		4	0	2	1	0	1	3
Danny Heep, L (1, 9) OBP: 0.413, SLG: 0.519	SSS 0-3 K			G6-4-3 1B		F7		SH1-4 1-2 2-3		3	0	1	0	0	1	2
Wally Backman, S (1, 4) OBP: 0.095, SLG: 0.095	SSS 0-3 K			G6-4-3 1-2f		SSS 0-3 K		SSS 0-3 K		4	0	0	0	0	3	6
Brian Giles, R (1, 6) OBP: 0.323, SLG: 0.281 Mike Jorgensen, L (8, PH) OBP: 0.500, SLG: 0.500 (9, 3)		SSS 0-3 K		F3		BBB 4-0 S BB		F8		2 1	0 0	0 0	0 0	1 0	1 0	0 3
Ronn Reynolds, R (1, 2) Ron Hodges, L (9, PH) OBP: 0.291, SLG: 0.170		0-0 5-3			0-0 F8	SSS 0-3 K 1-2			FC5-6 1B	3 1	0 0	0 1	0 0	1 0	1 0	1 0
Mike Torrez, R (1, 1) OBP: 0.200, SLG: 0.200 José Oquendo, S (9, PH)		SSS 0-3 K			BB 1B 1B		SSS 0-3 K		FC5-6 L5-3 1-2f	3 1	1 0	1 0	0 0	0 0	2 0	0 1
Inning Stats	R: 1 H: 3 E: 0 LOB: 2 K: 3 BB: 0 S: 12 P: 12	R: 0 H: 0 E: 0 LOB: 0 K: 2 BB: 0 S: 7 P: 7	R: 0 H: 0 E: 0 LOB: 1 K: 0 BB: 1 S: 3 P: 7	R: 0 H: 1 E: 0 LOB: 0 K: 0 BB: 0 S: 3 P: 3	R: 1 H: 2 E: 0 LOB: 2 K: 2 BB: 1 S: 9 P: 13	R: 0 H: 0 E: 0 LOB: 1 K: 2 BB: 1 S: 7 P: 11	R: 0 H: 1 E: 0 LOB: 0 K: 2 BB: 0 S: 7 P: 7	R: 0 H: 2 E: 0 LOB: 3 K: 1 BB: 0 S: 7 P: 7	R: 0 H: 1 E: 0 LOB: 0 K: 0 BB: 0 S: 3 P: 3	1B: 9 2B: 2 3B: 0 HR: 0	SF: 0 SAC: 1 DP: 2 HBP: 0					

PITCHER		IP	WLS	BF	H	R	ER	SO	BB	IBB	HBP	BLK	WP	HR	S	P	ERA	WHIP
Nolan Ryan, R ERA: 3.25	(1, 1)	7.2	W	33	9	2	2	12	3	0	0	0	0	0	54	66	2.35	1.565
Frank LaCorte, R ERA: 5.09	(8, 1)	1.1	S	4	1	0	0	0	0	0	0	0	0	0	4	4	0.00	0.750

PITCHER	IP	WLS	BF	H	R	ER	SO	BB	IBB	HBP	BLK	WP	HR	S	P	ERA	WHIP

Houston Astros @ New York Mets

Shea Stadium, Flushing, NY

Mon May 02 1983, 7:05 PM EDT

Att. 5,218 - Unknown

livebaseballscorecards.com

AB	33
R	2
H	10
RBI	2
BB	3
SO	12
LOB	21

WP: 0	PA: 37		
PB: 0			
SB: 1			
CS: 1			

Batter	1	2	3	4	5	6	7	8	9	AB	R	H	RBI	BB	SO	LOB
Omar Moreno, L (1, 8) OBP: 0.284, SLG: 0.337	S S S 0-3 ① K	x 0-0 S 1B 2-H 3-H 1B		x 0-0 ③ 2-3			x 0-0 ② 4-3		x 0-0 ② 6-3	5	1	1	2	0	1	0
Tony Scott, S (1, 9) OBP: 0.333, SLG: 0.361	x 0-0 ② F2	x 0-0 WP 1-H 1B			S S S 0-3 ① K		x 0-0 1B		x 0-0 ③ 1-3	5	0	2	1	0	1	0
Dickie Thon, R (1, 6) OBP: 0.330, SLG: 0.388	x 0-0 ③ F8	S S S 0-3 ③ K 1-2			x 0-0 ② 6-3		x 0-0 ③ L5			4	0	0	0	0	1	2
Phil Garner, R (1, 5) OBP: 0.359, SLG: 0.422		x 0-0 E5 2B SF8	x 0-0 HR		x 0-0 F4			x 0-0 1B SF7 1B		4	3	2	1	0	0	0
Jose Cruz, L (1, 7) OBP: 0.404, SLG: 0.411		x 0-0 SF8 1-3 1B 2B	x 0-0 ① F2			x 0-0 ① L6		x 0-0 1B 1-3 1B		4	1	2	0	0	0	0
Ray Knight, R (1, 3) OBP: 0.319, SLG: 0.438		x 0-0 ① SF8 2-3 3-H	S S S 0-3 ② K			x 0-0 FC4-6 1B		x 0-0 ① SF7 3-H		2	0	1	2	0	1	0
Alan Ashby, S (1, 2) OBP: 0.338, SLG: 0.475		x 0-0 SH1-4 E 1B 3-H 1B	x 0-0 ③ F8			x 0-0 ② FC4-6 FC6-4 1-2f		x 0-0 ② FC6-4 1-3 1B		4	1	2	1	0	0	1
Bill Doran, S (1, 4) OBP: 0.299, SLG: 0.253		x 0-0 E4 SH1-4 1-2 1B		x 0-0 ① F3		x 0-0 ③ FC6-4 1-2f		x 0-0 ③ FC6-4 1-2f		4	1	0	0	0	0	3
Joe Niekro, R (1, 1) OBP: 0.071, SLG: 0.071 Frank DiPino, L (7, 1) Bill Dawley, R (7, 1)		x 0-0 ② SH1-4 1-2 2-3		S S S 0-3 ② K			x 0-0 ① F3		x 0-0 ① 5-3	2 0 1	0 0 0	0 0 0	0 0 0	1 0 0	0 0 0	0 0 0
Inning Stats	R: 0 E: 0 K: 1 S: 5 H: 0 LOB: 0 BB: 0 P: 5	R: 5 E: 2 K: 1 S: 11 H: 4 LOB: 1 BB: 0 P: 11	R: 1 E: 0 K: 1 S: 6 H: 1 LOB: 0 BB: 0 P: 6	R: 0 E: 0 K: 1 S: 5 H: 0 LOB: 0 BB: 0 P: 5	R: 0 E: 0 K: 1 S: 5 H: 0 LOB: 0 BB: 0 P: 5	R: 0 E: 0 K: 0 S: 4 H: 1 LOB: 1 BB: 0 P: 4	R: 0 E: 0 K: 0 S: 4 H: 1 LOB: 1 BB: 0 P: 4	R: 1 E: 0 K: 0 S: 5 H: 3 LOB: 1 BB: 0 P: 5	R: 0 E: 0 K: 0 S: 3 H: 0 LOB: 0 BB: 0 P: 3	1B: 8 2B: 1 3B: 0 HR: 1	SF: 2 SAC: 1 DP: 0 HBP: 0						

TOP

Houston Astros @ New York Mets

Shea Stadium, Flushing, NY

Tue May 03 1983, 7:05 PM EDT

Att. 4,990 - Unknown

livebaseballscorecards.com

AB	35
R	7
H	10
RBI	7
BB	0
SO	5
LOB	6

PITCHER		IP	WLS	BF	H	R	ER	SO	BB	IBB	HBP	BLK	WP	HR	S	P	ERA	WHIP
Craig Swan, R ERA: 6.33	(1, 1)	1.2	L	11	4	5	1	1	0	0	0	0	0	0	13	13	5.40	2.400
Scott Holman, R ERA: 3.6	(2, 1)	4.1		15	2	1	1	4	0	0	0	0	1	1	23	23	2.08	0.462
Carlos Diaz, L ERA: 1.69	(7, 1)	2.0		9	4	1	1	0	0	0	0	0	0	0	9	9	4.50	2.000
Doug Sisk, R ERA: 3.52	(9, 1)	1.0		3	0	0	0	0	0	0	0	0	0	0	3	3	0.00	0.000

PITCHER		IP	WLS	BF	H	R	ER	SO	BB	IBB	HBP	BLK	WP	HR	S	P	ERA	WHIP

BOTTOM

Batter	1	2	3	4	5	6	7	8	9	AB	R	H	RBI	BB	SO	LOB
Mookie Wilson, S (1, 8) OBP: 0.367, SLG: 0.465	4-3 S 4-3 1B	4-3			1B 2B 1B		WP 1B		BBBB BB	4	2	3	0	1	0	1
Danny Heep, L (1, 9) OBP: 0.382, SLG: 0.475	4-3 ① 1-3		4-3 ①		F5 ②		F8 ① 1-2		F8 ①	5	0	0	0	0	0	4
Rusty Staub, L (1, 3) OBP: 0.364, SLG: 0.263	4-3 ② 3-H		SSS K ②		2B 1-3 1B		SSS K ②		F8 ②	5	0	1	1	0	2	2
George Foster, R (1, 7) OBP: 0.346, SLG: 0.403	SSS K ③		G3 ③		1-3 3-H 2B		BBBB BB		SSS K ③	4	0	1	1	1	2	1
Ron Hodges, L (1, 2) OBP: 0.310, SLG: 0.220		2B 2B		PB 1B	F7 ③		SSS K ③			3	1	2	0	0	0	2
Dave Kingman, R (7, PH) OBP: 0.233, SLG: 0.400										1	0	0	0	0	1	2
Ronn Reynolds, R (8, 2)										0	0	0	0	0	0	0
Hubie Brooks, R (1, 5) OBP: 0.257, SLG: 0.319		F8 1B 2-H 2B		L4 ① 1-2	F7 ①			SSS K ①		4	1	1	1	0	1	1
Brian Giles, R (1, 4) OBP: 0.319, SLG: 0.279		F8 ① 2-3		SSS K ②	FC4 1B			SSS K ②		4	0	1	0	0	2	2
José Oquendo, S (1, 6)		F5 ②		4-3 ③	F9 ②			BBBB BB		3	0	0	0	0	0	3
Mark Bradley, R (8, PH)										0	0	0	0	1	0	0
Ron Gardenhire, R (9, 6) OBP: 0.120, SLG: 0.083										0	0	0	0	0	0	0
Craig Swan, R (1, 1) OBP: 0.143, SLG: 0.143										0	0	0	0	0	0	0
Scott Holman, R (2, 1) OBP: 0.500, SLG: 0.500										2	0	1	1	0	0	0
Wally Backman, S (6, PH) OBP: 0.091, SLG: 0.091										1	0	0	0	0	0	1
Carlos Diaz, R (7, 1)										0	0	0	0	0	0	0
Mike Jorgensen, L (8, PH) OBP: 0.429, SLG: 0.400										1	0	0	0	0	0	1
Doug Sisk, R (9, 1)	3-H 1B				F8 ①		1-2f FC4 ③		F8 ③	0	0	0	0	0	0	0
Inning Stats	R: 1 H: 1 E: 0 LOB: 0 K: 1 BB: 0 S: 6 P: 6	R: 2 H: 3 E: 0 LOB: 1 K: 0 BB: 0 S: 6 P: 6	R: 0 H: 0 E: 0 LOB: 0 K: 1 BB: 0 S: 5 P: 5	R: 0 H: 1 E: 0 LOB: 1 K: 1 BB: 0 S: 6 P: 6	R: 1 H: 3 E: 0 LOB: 2 K: 0 BB: 0 S: 6 P: 6	R: 0 H: 1 E: 0 LOB: 1 K: 0 BB: 0 S: 4 P: 4	R: 0 H: 1 E: 0 LOB: 2 K: 2 BB: 1 S: 8 P: 12	R: 0 H: 0 E: 0 LOB: 1 K: 2 BB: 1 S: 7 P: 11	R: 0 H: 0 E: 0 LOB: 1 K: 1 BB: 1 S: 5 P: 9	1B: 7 SF: 0 2B: 3 SAC: 0 3B: 0 DP: 0 HR: 0 HBP: 0						

PITCHER		IP	WLS	BF	H	R	ER	SO	BB	IBB	HBP	BLK	WP	HR	S	P	ERA	WHIP
Joe Niekro, R ERA: 4.11	(1, 1)	6.0	W	28	10	4	4	3	0	0	0	0	0	0	34	34	6.00	1.667
Frank DiPino, L ERA: 4.15	(7, 1)	0.2		3	0	0	0	1	1	0	0	0	1	0	4	8	0.00	1.500
Bill Dawley, R ERA: 0.84	(7, 1)	2.1	S	9	0	0	0	4	2	0	0	0	0	0	15	23	0.00	0.857

PITCHER	IP	WLS	BF	H	R	ER	SO	BB	IBB	HBP	BLK	WP	HR	S	P	ERA	WHIP

Houston Astros @ New York Mets

Shea Stadium, Flushing, NY

Tue May 03 1983, 7:05 PM EDT

Att. 4,990 - Unknown

livebaseballscorecards.com

AB	37
R	4
H	10
RBI	4
BB	3
SO	8
LOB	20

WP: 1	PA: 40					
PB: 1						
SB: 1						
CS: 0						

Batter	1	2	3	4	5	6	7	8	9	AB	R	H	RBI	BB	SO	LOB
Omar Moreno, L (1, 8) OBP: 0.272, SLG: 0.321	1-4-3	F7		K			4-3		K	5	0	0	0	0	2	3
Tony Scott, S (1, 9) OBP: 0.349, SLG: 0.475	HR	1B 1-3 2-H 3-H 2B		K			4-3			4	1	2	3	0	1	0
Dickie Thon, R (1, 6) OBP: 0.345, SLG: 0.412	F9 S 1B	G6-4-3 2-3 3-H 1B			K		2B			4	0	3	1	0	1	0
Phil Garner, R (1, 5) OBP: 0.355, SLG: 0.409	E 1-2 BB	G6-4-3 1-2f			6-3			K		3	0	0	0	1	1	2
Jose Cruz, L (1, 7) OBP: 0.398, SLG: 0.404	F9 1-2 2-3		6-3		F6			PB 1B		4	0	1	0	0	0	2
Ray Knight, R (1, 3) OBP: 0.316, SLG: 0.429	K		F3			G3 1B		K 1-2		4	0	1	0	0	2	3
Alan Ashby, S (1, 2) OBP: 0.347, SLG: 0.469		BB BB 2B 1B	BB			F8		5-3		3	1	1	0	1	0	2
Bill Doran, S (1, 4) OBP: 0.297, SLG: 0.244		BB 1-2 2B BB	F7			G3 1-2			6-3	3	1	0	0	1	0	2
Michael LaCoss, R (1, 1) OBP: 0.125, SLG: 0.067		2B 1-2 2-3 1B BB		F8		K			5-3	3	1	0	0	1	1	1
Inning Stats	R: 1 E: 1 K: 1 S: 7 H: 2 LOB: 2 BB: 1 P: 11	R: 3 E: 0 K: 0 S: 5 H: 3 LOB: 1 BB: 2 P: 13	R: 0 E: 0 K: 0 S: 3 H: 0 LOB: 1 BB: 1 P: 7	R: 0 E: 0 K: 2 S: 7 H: 0 LOB: 0 BB: 0 P: 7	R: 0 E: 0 K: 1 S: 5 H: 0 LOB: 0 BB: 0 P: 5	R: 0 E: 0 K: 1 S: 6 H: 1 LOB: 1 BB: 0 P: 6	R: 0 E: 0 K: 0 S: 3 H: 1 LOB: 1 BB: 0 P: 3	R: 0 E: 0 K: 2 S: 8 H: 1 LOB: 1 BB: 0 P: 8	R: 0 E: 0 K: 1 S: 5 H: 0 LOB: 0 BB: 0 P: 5	1B: 5 2B: 2 3B: 0 HR: 1 SF: 0 SAC: 0 DP: 1 HBP: 0						

PITCHER	IP	WLS	BF	H	R	ER	SO	BB	IBB	HBP	BLK	WP	HR	S	P	ERA	WHIP
Rick Ownbey, R (1, 1) ERA: 5.4	1.1	L	11	4	4	4	1	3	0	0	0	0	1	10	22	27.00	5.250
Ed Lynch, R (2, 1) ERA: 3.6	5.2		19	3	0	0	4	1	0	0	0	0	0	26	30	0.00	0.706
Jesse Orosco, L (8, 1) ERA: 0.73	2.0		7	1	0	0	3	0	0	0	0	0	0	13	13	0.00	0.500

PITCHER	IP	WLS	BF	H	R	ER	SO	BB	IBB	HBP	BLK	WP	HR	S	P	ERA	WHIP

TOP

Houston Astros @ New York Mets

Shea Stadium, Flushing, NY

Wed May 04 1983, 7:05 PM EDT

Att. 5,511 - Unknown

livebaseballscorecards.com

AB	33
R	4
H	8
RBI	4
BB	4
SO	8
LOB	15

WP: 0 PB: 1 SB: 1 CS: 0 PA: 37

BOTTOM

Batter	1	2	3	4	5	6	7	8	9	AB	R	H	RBI	BB	SO	LOB
Mookie Wilson, S (1, 8) OBP: 0.362, SLG: 0.467	6-3	K			6-3 2B			4-3		4	0	1	0	0	1	1
Danny Heep, L (1, 9) OBP: 0.361, SLG: 0.444	L4		6-3		6-3 2-3			F8		4	0	0	0	0	0	1
Dave Kingman, R (1, 3) OBP: 0.234, SLG: 0.392	E 2B 1B		F8		L4			F8		4	1	1	0	0	0	1
George Foster, R (1, 7) OBP: 0.341, SLG: 0.394	E5 1-2		5-3			K			FC5-4 1B SF7 1B	4	1	1	0	0	1	1
Ron Gardenhire, R (9, PR) OBP: 0.120, SLG: 0.083										0	1	0	0	0	0	0
Ron Hodges, L (1, 2) OBP: 0.339, SLG: 0.278	1-H 2-H 2B			1B		F6			FC5-4 1-2 1B	4	0	3	2	0	0	0
Hubie Brooks, R (1, 5) OBP: 0.244, SLG: 0.303	4-3			F8		6-3			FC5-4 FC4 1-2f 2-3	4	0	0	0	0	0	4
Brian Giles, R (1, 4) OBP: 0.306, SLG: 0.266		F7		F6			5-3		SF7 3-H	3	0	0	0	0	0	1
Rusty Staub, L (9, PH) OBP: 0.348, SLG: 0.263										0	0	0	1	0	0	0
José Oquendo, S (1, 6)		BBBB SH3-4 BB		1-3			K		FC4 1-2f	1	0	0	0	1	0	1
Wally Backman, S (7, PH) OBP: 0.083, SLG: 0.083										2	0	0	0	0	1	1
(8, 6)																
Rick Ownbey, R (1, 1)		SH3-4 1-2			3-1		F6			0	0	0	0	0	0	0
Ed Lynch, R (2, 1) OBP: 0.333, SLG: 0.333										1	0	0	0	0	0	0
Mike Jorgensen, L (7, PH) OBP: 0.375, SLG: 0.333										1	0	0	0	0	0	0
Jesse Orosco, R (8, 1)										0	0	0	0	0	0	0
Inning Stats	R: 2 H: 2 E: 1 LOB: 1 K: 0 BB: 0 S: 6 P: 6	R: 0 H: 0 E: 0 LOB: 1 K: 1 BB: 1 S: 5 P: 9	R: 0 H: 0 E: 0 LOB: 0 K: 0 BB: 0 S: 3 P: 3	R: 0 H: 1 E: 0 LOB: 1 K: 0 BB: 0 S: 4 P: 4	R: 0 H: 1 E: 0 LOB: 1 K: 0 BB: 0 S: 4 P: 4	R: 0 H: 0 E: 0 LOB: 0 K: 1 BB: 0 S: 5 P: 5	R: 0 H: 0 E: 0 LOB: 0 K: 1 BB: 0 S: 5 P: 5	R: 0 H: 0 E: 0 LOB: 0 K: 0 BB: 0 S: 3 P: 3	R: 1 H: 2 E: 0 LOB: 1 K: 0 BB: 0 S: 5 P: 5							

PITCHER	IP	WLS	BF	H	R	ER	SO	BB	IBB	HBP	BLK	WP	HR	S	P	ERA	WHIP
Michael LaCoss, R (1, 1) ERA: 4.98	9.0	W	35	6	3	1	3	1	0	0	0	0	0	40	44	1.00	0.778

PITCHER	IP	WLS	BF	H	R	ER	SO	BB	IBB	HBP	BLK	WP	HR	S	P	ERA	WHIP

Houston Astros @ New York Mets

Shea Stadium, Flushing, NY

Wed May 04 1983, 7:05 PM EDT

Att. 5,511 - Unknown

livebaseballscorecards.com

AB	32
R	3
H	6
RBI	3
BB	1
SO	3
LOB	11

1B: 4	SF: 1	WP: 0	PA: 35		
2B: 2	SAC: 1	PB: 0			
3B: 0	DP: 0	SB: 0			
HR: 0	HBP: 0	CS: 0			

Batter	1	2	3	4	5	6	7	8	9	10	11	12	13	AB	R	H	RBI	BB	SO	LOB
Gary Redus, R (1, 7) OBP: 0.383, SLG: 0.762	K		BB			HR	K			2B		K		5	2	2	1	1	3	2
Eddie Milner, L (1, 8) OBP: 0.357, SLG: 0.306	K		L7			F7	4-3			2B			1-3	6	0	1	1	0	1	2
Cesar Cedeno, R (1, 9) OBP: 0.402, SLG: 0.451	L7			K		5-3	K			3-H IBB			5-3	4	0	0	0	1	2	0
Tom Hume, R (10, 1)														0	0	0	0	0	0	0
Alan Knicely, R (13, PH) OBP: 0.200, SLG: 0.200														1	0	0	0	0	0	0
Bill Scherrer, L (13, 1) OBP: 0.500, SLG: 0.500														0	0	0	0	0	0	0
Frank Pastore, R (13, 1) OBP: 0.333, SLG: 0.286														0	0	0	0	0	0	0
Johnny Bench, R (1, 5) OBP: 0.365, SLG: 0.495		L5		6-3			5-3	K		3-1			3-1	4	0	0	0	0	1	0
Wayne Krenchicki, L (8, 5) OBP: 0.167, SLG: 0.182														1	0	0	0	0	0	2
Dann Bilardello, R (13, PH) OBP: 0.225, SLG: 0.385														1	0	0	0	0	0	0
(13, 2)																				
Dan Driessen, L (1, 3) OBP: 0.396, SLG: 0.382		K		2-3			BB		F9		1-3			4	1	0	0	1	1	0
Ron Oester, S (1, 4) OBP: 0.361, SLG: 0.500		4-3			5-3		F9 1-2		6-3		K			5	0	0	0	0	1	1
Dave Concepcion, R (1, 6) OBP: 0.336, SLG: 0.296			5-3 1B		F9		BB 1B 1B		6-3		K			4	1	1	0	1	1	0
Alex Trevino, R (1, 2) OBP: 0.284, SLG: 0.305			5-3 1-2		F9		1B 1-2 2-H 1B			K		F7		5	0	1	1	0	1	1
(13, 5)																				
Mario Soto, R (1, 1) OBP: 0.118, SLG: 0.176			F6			F8				F3		F7		3	0	1	1	0	0	1
Paul Householder, S (10, PH) OBP: 0.150, SLG: 0.200							1-3 2-H 1B							2	0	0	0	0	0	0
(10, 9)																				
Inning Stats	R: 0 E: 0 K: 2 S: 7 H: 0 LOB: 0 BB: 0 P: 7	R: 0 E: 0 K: 1 S: 5 H: 0 LOB: 0 BB: 0 P: 5	R: 0 E: 0 K: 0 S: 4 H: 1 LOB: 2 BB: 1 P: 8	R: 0 E: 0 K: 1 S: 5 H: 0 LOB: 0 BB: 0 P: 5	R: 0 E: 0 K: 0 S: 3 H: 0 LOB: 0 BB: 0 P: 3	R: 1 E: 0 K: 0 S: 4 H: 1 LOB: 0 BB: 0 P: 4	R: 2 E: 0 K: 1 S: 7 H: 2 LOB: 2 BB: 2 P: 15	R: 0 E: 0 K: 2 S: 7 H: 0 LOB: 0 BB: 0 P: 7	R: 0 E: 0 K: 0 S: 3 H: 0 LOB: 0 BB: 0 P: 3	R: 1 E: 0 K: 1 S: 7 H: 2 LOB: 2 BB: 1 P: 11	R: 0 E: 0 K: 2 S: 7 H: 0 LOB: 0 BB: 0 P: 7	R: 0 E: 0 K: 1 S: 5 H: 0 LOB: 0 BB: 0 P: 5	R: 0 E: 0 K: 0 S: 3 H: 0 LOB: 0 BB: 0 P: 3	1B: 3 2B: 1 3B: 1 HR: 1 SF: 0 SAC: 0 DP: 0 HBP: 0	WP: 0 PB: 0 SB: 1 CS: 0 PA: 49						

PITCHER		IP	WLS	BF	H	R	ER	SO	BB	IBB	HBP	BLK	WP	HR	S	P	ERA	WHIP
Tom Seaver, R ERA: 2.57	(1, 1)	8.0		31	4	3	3	7	3	0	0	0	0	1	42	54	3.38	0.875
Carlos Diaz, L ERA: 2.13	(9, 1)	2.0		9	2	1	1	1	0	1	0	0	0	0	10	14	4.50	1.000
Jesse Orosco, L ERA: 0.59	(11, 1)	3.0	W	9	0	0	0	3	0	0	0	0	0	0	15	15	0.00	0.000

PITCHER	IP	WLS	BF	H	R	ER	SO	BB	IBB	HBP	BLK	WP	HR	S	P	ERA	WHIP

TOP

Cincinnati Reds @ New York Mets

Shea Stadium, Flushing, NY

Fri May 06 1983, 7:05 PM EDT

Att. 15,916 - Unknown

livebaseballscorecards.com

AB	45
R	4
H	6
RBI	4
BB	4
SO	11
LOB	9

Cincinnati Reds @ New York Mets

Shea Stadium, Flushing, NY

Fri May 06 1983, 7:05 PM EDT

Att. 15,916 - Unknown

livebaseballscorecards.com

BOTTOM

Batter	1	2	3	4	5	6	7	8	9	10	11	12	13	AB	R	H	RBI	BB	SO	LOB
Mookie Wilson, S (1, 8) OBP: 0.340, SLG: 0.438	6-3		3-1			K			K		4-3		4-3	6	0	0	0	0	2	1
Tucker Ashford, R (1, 5) (9, 4) Wally Backman, S (9, PH) OBP: 0.148, SLG: 0.148 (10, 4)	F9		F9			F9			HR 1B		HBP BB 1B		K	3 3	0 1	0 2	0 0	0 1	1 0	
Darryl Strawberry, L (1, 9)	K			F5			K		K		HBP BB		HR S BB	4	1	0	0	2	3	1
Dave Kingman, R (1, 3) OBP: 0.235, SLG: 0.423 Mike Jorgensen, L (10, 3) OBP: 0.400, SLG: 0.286		K		K			5-3		HR		K		HR BB	4 1	1 1	1 0	2 0	0 1	2 2	0 2
George Foster, R (1, 7) OBP: 0.341, SLG: 0.421		F4		5-3			K		K		HBP		HR	5	1	1	3	0	2	0
Ron Hodges, L (1, 2) OBP: 0.328, SLG: 0.259		BB		F6				4-3		K	6-3			4	0	0	0	1	1	3
Brian Giles, R (1, 4) OBP: 0.286, SLG: 0.246 (9, 6)		K						5-3		F6		L8		5	0	0	0	0	2	1
José Oquendo, S (1, 6) OBP: 0.250, SLG: 0.143 Danny Heep, L (8, PH) OBP: 0.370, SLG: 0.500 Hubie Brooks, R (9, 5) OBP: 0.250, SLG: 0.346			SH3-4 1B			F6		HR		HR		F8		2 1 2	0 1 1	1 1 1	0 1 1	0 0 0	0 0 0	0 0 0
Tom Seaver, R (1, 1) OBP: 0.250, SLG: 0.545 Rusty Staub, L (8, PH) OBP: 0.333, SLG: 0.250 Carlos Diaz, R (9, 1) Mark Bradley, R (10, PH) Jesse Orosco, R (11, 1)			SH3-4 1-2			K		4-3		K		K		1 1 0 1 1	0 0 0 0 0	0 0 0 0 0	0 0 0 0 0	1 0 0 1 1	0 0 0 0 0	0 0 0 0 0
Inning Stats	R: 0 E: 0 K: 1 S: 5 H: 0 LOB: 0 BB: 0 P: 5	R: 0 E: 0 K: 2 S: 7 H: 0 LOB: 1 BB: 1 P: 11	R: 0 E: 0 K: 0 S: 4 H: 1 LOB: 1 BB: 0 P: 4	R: 0 E: 0 K: 1 S: 5 H: 0 LOB: 0 BB: 0 P: 5	R: 0 E: 0 K: 1 S: 5 H: 0 LOB: 0 BB: 0 P: 5	R: 0 E: 0 K: 2 S: 7 H: 0 LOB: 0 BB: 0 P: 7	R: 0 E: 0 K: 2 S: 7 H: 0 LOB: 0 BB: 0 P: 7	R: 1 E: 0 K: 0 S: 4 H: 1 LOB: 0 BB: 0 P: 4	R: 2 E: 0 K: 3 S: 11 H: 2 LOB: 0 BB: 0 P: 11	R: 1 E: 0 K: 2 S: 8 H: 1 LOB: 0 BB: 0 P: 8	R: 0 E: 0 K: 1 S: 6 H: 1 LOB: 3 BB: 1 P: 11	R: 0 E: 0 K: 1 S: 5 H: 0 LOB: 0 BB: 0 P: 5	R: 3 E: 0 K: 1 S: 5 H: 1 LOB: 0 BB: 2 P: 13	1B: 3 2B: 0 3B: 0 HR: 4 SF: 0 SAC: 1 DP: 0 HBP: 1	WP: 0 PB: 0 SB: 1 CS: 0 PA: 50						

PITCHER		IP	WLS	BF	H	R	ER	SO	BB	IBB	HBP	BLK	WP	HR	S	P	ERA	WHIP
Mario Soto, R ERA: 2.87	(1, 1)	9.0		32	4	3	3	12	1	0	0	0	0	2	55	59	3.00	0.556
Tom Hume, R ERA: 5.51	(10, 1)	3.0		13	2	1	1	4	1	0	1	0	0	1	19	24	3.00	1.000
Bill Scherrer, L ERA: 3.86	(13, 1)	0.2	L	4	0	2	2	1	2	0	0	0	0	0	4	12	27.00	3.000
Frank Pastore, R ERA: 6.55	(13, 1)	0.0		1	1	1	1	0	0	0	0	0	0	1	1	1	∞	∞

PITCHER	IP	WLS	BF	H	R	ER	SO	BB	IBB	HBP	BLK	WP	HR	S	P	ERA	WHIP

AB	44
R	7
H	7
RBI	7
BB	4
SO	17
LOB	9

Batter	1	2	3	4	5	6	7	8	9	AB	R	H	RBI	BB	SO	LOB
Gary Redus, R (1, 7) OBP: 0.404, SLG: 0.739	3-1 S 6-3 1B	F4			F8	BBBB 1-2 BB			1B 1B	4	2	2	0	1	0	1
Eddie Milner, L (1, 8) OBP: 0.367, SLG: 0.307	BBBB 1-2 3-1 1B BB		G6-4-3 1B		BBBB E 1B BB	3-1			F7	3	2	1	0	2	0	3
Dave Concepcion, R (1, 6) OBP: 0.339, SLG: 0.301	3-1 1-2 2-3		G6-4-3 1-2f		E4 1-H 1B		6-3		1B 1-3 1B	5	1	2	0	0	0	3
Johnny Bench, R (1, 5) OBP: 0.380, SLG: 0.525 Wayne Krenchicki, L (7, 5) OBP: 0.231, SLG: 0.250	6-3 3-H		BB 1B		BLK 2-H 1B		SF8 3B		G4-6-3 1-2 3-H 1B	4 1	1 0	3 1	2 1	0 0	0 0	1 0
Dan Driessen, L (1, 3) OBP: 0.397, SLG: 0.380	CS 2-H 1B		BBBB 1-2 BB		F8 1-2		SF8 3-H		G4-6-3 1-2f	3	0	1	2	1	0	3
Ron Oester, S (1, 4) OBP: 0.357, SLG: 0.490	CS 1-2	G5-4-3 BB 1B	6-4-3		G3		F8			4	1	1	0	0	0	3
Duane Walker, L (1, 9) OBP: 0.351, SLG: 0.515		BBBB 1-2 G5-4-3 BB		6-3	SSS K			F8		3	0	0	0	1	1	0
Dann Bilardello, R (1, 2) OBP: 0.205, SLG: 0.349		G5-4-3 1-2f 2-3		SSS K		6-3		SSS K		4	0	0	0	0	2	2
Bruce Berenyi, R (1, 1) OBP: 0.188, SLG: 0.188 Tom Hume, R (8, 1)		3-H 1B		F9		WP 1B		SSS K		4 0	0 0	2 0	1 0	0 0	1 0	0 0
Inning Stats	R: 2 E: 0 K: 0 S: 4 H: 2 LOB: 0 BB: 1 P: 8	R: 1 E: 0 K: 0 S: 4 H: 2 LOB: 1 BB: 1 P: 8	R: 0 E: 0 K: 0 S: 4 H: 2 LOB: 2 BB: 1 P: 8	R: 0 E: 0 K: 1 S: 5 H: 0 LOB: 0 BB: 0 P: 5	R: 2 E: 1 K: 0 S: 5 H: 2 LOB: 1 BB: 1 P: 9	R: 0 E: 0 K: 1 S: 6 H: 1 LOB: 2 BB: 1 P: 10	R: 1 E: 0 K: 0 S: 4 H: 1 LOB: 0 BB: 0 P: 4	R: 0 E: 0 K: 2 S: 7 H: 0 LOB: 0 BB: 0 P: 7	R: 1 E: 0 K: 0 S: 5 H: 3 LOB: 1 BB: 0 P: 5	1B: 12 2B: 0 3B: 1 HR: 0	SF: 1 SAC: 0 DP: 3 HBP: 0					

TOP

Cincinnati Reds @ New York Mets

Shea Stadium, Flushing, NY

Sat May 07 1983, 7:05 PM EDT

Att. 18,372 - Unknown

livebaseballscorecards.com

AB	35
R	7
H	13
RBI	6
BB	5
SO	4
LOB	16

WP: 1 PB: 0 SB: 1 CS: 1 PA: 42

PITCHER	IP	WLS	BF	H	R	ER	SO	BB	IBB	HBP	BLK	WP	HR	S	P	ERA	WHIP
Mike Torrez, R (1, 1) ERA: 5.82	4.1	L	22	8	5	5	1	4	0	0	0	0	0	20	36	10.38	2.769
Craig Swan, R (5, 1) ERA: 6.14	0.2		2	0	0	0	0	0	0	0	1	0	0	2	2	0.00	0.000
Neil Allen, R (6, 1) ERA: 7.82	3.0		12	2	1	1	3	1	0	0	0	1	0	17	21	3.00	1.000
Doug Sisk, R (9, 1) ERA: 3.86	1.0		5	3	1	1	0	0	0	0	0	0	0	5	5	9.00	3.000

PITCHER	IP	WLS	BF	H	R	ER	SO	BB	IBB	HBP	BLK	WP	HR	S	P	ERA	WHIP

Cincinnati Reds @ New York Mets

Shea Stadium, Flushing, NY

Sat May 07 1983, 7:05 PM EDT

Att. 18,372 - Unknown

livebaseballscorecards.com

BOTTOM

Batter	1	2	3	4	5	6	7	8	9	AB	R	H	RBI	BB	SO	LOB
Mookie Wilson, S (1, 8) OBP: 0.333, SLG: 0.426	5-3		1-3		G3			1B BB SF7 1B 1-2 2-H	6-3	5	1	1	1	0	0	0
Tucker Ashford, R (1, 5) (9, 4)	F8		BBBB FC6-4 BB			L7		BBBB 1B BB 1-2 2-3	L7	3	0	0	0	2	0	0
Darryl Strawberry, L (1, 9)	SSS K		SSS K			G3		SSS K		4	0	0	0	0	3	4
George Foster, R (1, 7) OBP: 0.348, SLG: 0.425		4-3 1B	FC6-4 1-2f			SSS K		1B 1-2 2-3 3-H		4	0	2	1	0	1	1
Danny Heep, L (1, 3) OBP: 0.377, SLG: 0.507		4-3 1-2 1B		G5-4-3 1B			F8	SF7 3-H		3	0	2	1	0	0	0
Brian Giles, R (1, 4) OBP: 0.272, SLG: 0.233 (9, 6)		4-3 1-2 2-3		G5-4-3 1-2f			6-3	L7		4	0	0	0	0	0	5
Ronn Reynolds, R (1, 2) Ron Hodges, L (9, PH) OBP: 0.338, SLG: 0.259		F8		1-3			F4	BBBB HR BB		3 0	0 1	0 0	0 0	0 1	0 0	2 0
José Oquendo, S (1, 6) OBP: 0.300, SLG: 0.125 Hubie Brooks, R (8, PH) OBP: 0.256, SLG: 0.342 (9, 5)	BBBB BB				B1-3			BBBB BB 1B BB	SSS K	1 1	0 1	0 0	0 0	1 1	0 1	0 1
Mike Torrez, R (1, 1) OBP: 0.182, SLG: 0.182 Craig Swan, R (5, 1) OBP: 0.143, SLG: 0.143 Wally Backman, S (5, PH) OBP: 0.143, SLG: 0.143 Neil Allen, R (6, 1) Rusty Staub, L (8, PH) OBP: 0.360, SLG: 0.250 Doug Sisk, R (9, 1) Mike Jorgensen, L (9, PH) OBP: 0.455, SLG: 0.750		4-3			4-3			BBBB BB 1B 1B BB 1-2	1-H HR	1 0 1 0 0 0 1	0 0 0 0 1 0 1	0 0 0 0 0 0 2	0 0 0 0 0 0 0	0 0 0 0 1 0 0	0 0 0 0 0 0 0	3 0 0 0 0 0 0
Inning Stats	R: 0 E: 0 K: 1 S: 5 H: 0 LOB: 0 BB: 0 P: 5	R: 0 E: 0 K: 0 S: 5 H: 2 LOB: 3 BB: 1 P: 9	R: 0 E: 0 K: 1 S: 5 H: 0 LOB: 1 BB: 1 P: 9	R: 0 E: 0 K: 0 S: 3 H: 1 LOB: 0 BB: 0 P: 3	R: 0 E: 0 K: 0 S: 3 H: 0 LOB: 0 BB: 0 P: 3	R: 0 E: 0 K: 1 S: 5 H: 0 LOB: 0 BB: 0 P: 5	R: 0 E: 0 K: 0 S: 3 H: 0 LOB: 0 BB: 0 P: 3	R: 3 E: 0 K: 1 S: 7 H: 2 LOB: 2 BB: 3 P: 19	R: 2 E: 0 K: 1 S: 6 H: 1 LOB: 0 BB: 1 P: 10	1B: 5 2B: 0 3B: 0 HR: 1	SF: 1 SAC: 0 DP: 1 HBP: 0						

	AB	31
	R	5
	H	6
	RBI	5
	BB	6
	SO	5
	LOB	16

WP: 0 PB: 0 SB: 0 CS: 0 PA: 38

PITCHER		IP	WLS	BF	H	R	ER	SO	BB	IBB	HBP	BLK	WP	HR	S	P	ERA	WHIP
Bruce Berenyi, R ERA: 2.45	(1, 1)	7.0	W	29	4	3	3	3	5	0	0	0	0	0	30	50	3.86	1.286
Tom Hume, R ERA: 5.89	(8, 1)	2.0	S	9	2	2	2	2	1	0	0	0	0	1	12	16	9.00	1.500

PITCHER	IP	WLS	BF	H	R	ER	SO	BB	IBB	HBP	BLK	WP	HR	S	P	ERA	WHIP

Batter	1	2	3	4	5	6	7	8	9	AB	R	H	RBI	BB	SO	LOB
Gary Redus, R (1, 7) OBP: 0.393, SLG: 0.700	2B 1B F9			F7			F4			4	1	1	0	0	0	2
Eddie Milner, L (1, 8) OBP: 0.379, SLG: 0.327	1-H 1B 2B	BBB G1-6-3 BB		S 1B			K			3	1	2	1	1	1	0
Dave Concepcion, R (1, 6) OBP: 0.336, SLG: 0.292	BBB FC4-6 1B HR BB	G1-6-3 1-2f		1-3 1-2			5-3			3	1	0	0	1	0	2
Johnny Bench, R (1, 5) OBP: 0.384, SLG: 0.524	FC4-6 1-2 2-H 1B	1B			F2			F7		4	0	2	1	0	0	0
Dan Driessen, L (1, 3) OBP: 0.383, SLG: 0.365	FC4-6 1-2f 2-3 HR	4-3			G3			F6		4	1	0	0	0	0	3
Ron Oester, S (1, 4) OBP: 0.353, SLG: 0.509	1-H 3-H HR		K		K			F8		4	1	1	3	0	2	0
Duane Walker, L (1, 9) OBP: 0.341, SLG: 0.472	BBB BB BB		4-3			F8			4-3	3	0	0	0	1	0	0
Dann Bilardello, R (1, 2) OBP: 0.208, SLG: 0.340	F7		5-3			F9			G6-4-3 1B	4	0	1	0	0	0	1
Rich Gale, R (1, 1) OBP: 0.364, SLG: 0.333 Bill Scherrer, L (7, 1) OBP: 0.500, SLG: 0.500 Ben Hayes, R (7, 1) Paul Householder, S (9, PH) OBP: 0.143, SLG: 0.190	BBBB 1-2 BB			SSS K			6-3		G6-4-3 1-2f	2 0 0 1	0 0 0 0	0 0 0 0	0 0 0 0	1 0 0 0	1 0 0 0	0 0 0 1
Inning Stats	R: 5 E: 0 K: 0 S: 7 H: 4 LOB: 2 BB: 3 P: 19	R: 0 E: 0 K: 0 S: 3 H: 1 LOB: 1 BB: 1 P: 7	R: 0 E: 0 K: 1 S: 5 H: 0 LOB: 0 BB: 0 P: 5	R: 0 E: 0 K: 1 S: 6 H: 1 LOB: 1 BB: 0 P: 6	R: 0 E: 0 K: 1 S: 5 H: 0 LOB: 0 BB: 0 P: 5	R: 0 E: 0 K: 0 S: 3 H: 0 LOB: 0 BB: 0 P: 3	R: 0 E: 0 K: 1 S: 5 H: 0 LOB: 0 BB: 0 P: 5	R: 0 E: 0 K: 0 S: 3 H: 0 LOB: 0 BB: 0 P: 3	R: 0 E: 0 K: 0 S: 3 H: 1 LOB: 0 BB: 0 P: 3	1B: 5 2B: 1 3B: 0 HR: 1 SF: 0 SAC: 0 DP: 2 HBP: 0						

TOP

Cincinnati Reds @ New York Mets

Shea Stadium, Flushing, NY

Sun May 08 1983, 3:33 AM EDT

Att. 8,879 - Unknown

livebaseballscorecards.com

AB	32
R	5
H	7
RBI	5
BB	4
SO	4
LOB	9

WP: 0 PB: 0 SB: 2 CS: 0 PA: 36

PITCHER		IP	WLS	BF	H	R	ER	SO	BB	IBB	HBP	BLK	WP	HR	S	P	ERA	WHIP
Scott Holman, R ERA: 6.46	(1, 1)	0.1		6	4	5	5	0	1	0	0	0	0	1	5	9	135.00	15.000
Carlos Diaz, L ERA: 1.88	(1, 1)	1.2		8	1	0	0	0	3	0	0	0	0	0	5	17	0.00	2.400
Neil Allen, R ERA: 5.94	(3, 1)	4.0		13	1	0	0	3	0	0	0	0	0	0	19	19	0.00	0.250
Jesse Orosco, L ERA: 0.55	(7, 1)	1.0	W	3	0	0	0	1	0	0	0	0	0	0	5	5	0.00	0.000
Doug Sisk, R ERA: 3.44	(8, 1)	2.0	S	6	1	0	0	0	0	0	0	0	0	0	6	6	0.00	0.500

PITCHER	IP	WLS	BF	H	R	ER	SO	BB	IBB	HBP	BLK	WP	HR	S	P	ERA	WHIP

Batter	1	2	3	4	5	6	7	8	9	AB	R	H	RBI	BB	SO	LOB
Mookie Wilson, S (1, 8) OBP: 0.336, SLG: 0.429	5-3	K		L9			HBP 2B	2B		4	1	1	2	0	1	2
Hubie Brooks, R (1, 5) OBP: 0.264, SLG: 0.345	K		1B 1B		6-3		2B HR 1B	K		5	1	2	0	0	2	2
Dave Kingman, R (1, 3) OBP: 0.235, SLG: 0.427 Rick Ownbey, R (7, PR) Danny Heep, L (8, 3) OBP: 0.385, SLG: 0.515	F8		F9		1-3		1-3 2-H HR 2B	BB 1B 1B		4 0 1	0 1 1	1 0 1	1 0 1	0 0 0	0 0 0	1 0 0
George Foster, R (1, 7) OBP: 0.371, SLG: 0.500		1B 3B	BB 1-3 1B		F3		2-H 3-H HR	SH1-3 1-2 SF7 1B BB		4	3	3	3	1	0	0
Darryl Strawberry, L (1, 9) OBP: 0.267, SLG: 0.083		L6 BBBB 1-2 BB				K	K 1-2 2-H SH1-3 1B			4	0	1	1	1	2	2
Brian Giles, R (1, 4) OBP: 0.294, SLG: 0.250 (7, 6)		6-3 BLK 1B 3-H 1B	F6			1-6-3 1B BBBB	CS BB	SH1-3 1-2 2-3		3	1	2	1	1	0	3
Ronn Reynolds, R (1, 2) OBP: 0.125, SLG: 0.071	6-3 1-3		K			1-6-3 1-2 1B BBBB	1B BB 1-2 2B BB	SF7 3-H		3	1	1	1	1	1	4
José Oquendo, S (1, 6) OBP: 0.333, SLG: 0.111 Wally Backman, S (6, PH) OBP: 0.161, SLG: 0.133 (7, 4)	1B BB		3-1			1-6-3 1-2 2-3 BBBB	1B 1-2 2B BB	4-3		1 2	0 1	0 0	0 0	1 1	0 0	0 3
Scott Holman, R (1, 1) OBP: 0.500, SLG: 0.500 Carlos Diaz, R (1, 1) Rusty Staub, L (2, PH) OBP: 0.385, SLG: 0.286 Neil Allen, R (3, 1) Mike Jorgensen, L (6, PH) OBP: 0.417, SLG: 0.667 Jesse Orosco, R (7, 1) OBP: 0.500, SLG: 0.500 Doug Sisk, R (8, 1)		1-2 3-H 1B		L4		4-3	2B 1-2 2-3 1B			0 0 1 1 1 1 0	0 0 0 0 0 0 0	0 0 1 0 0 0 0	0 0 1 0 0 0 0	0 0 0 0 0 0 0	0 0 0 0 0 0 0	0 0 0 0 2 0 0
Inning Stats	R: 0 E: 0 K: 1 S: 5 H: 0 LOB: 0 BB: 0 P: 5	R: 2 E: 0 K: 1 S: 8 H: 3 LOB: 2 BB: 1 P: 12	R: 0 E: 0 K: 1 S: 7 H: 2 LOB: 3 BB: 1 P: 11	R: 0 E: 0 K: 0 S: 3 H: 0 LOB: 0 BB: 0 P: 3	R: 0 E: 0 K: 0 S: 3 H: 0 LOB: 0 BB: 0 P: 3	R: 0 E: 0 K: 1 S: 7 H: 2 LOB: 2 BB: 0 P: 7	R: 6 E: 0 K: 2 S: 11 H: 5 LOB: 2 BB: 3 P: 24	R: 2 E: 0 K: 0 S: 5 H: 2 LOB: 1 BB: 1 P: 9		1B: 10 2B: 2 3B: 1 HR: 1 SF: 1 SAC: 1 DP: 0 HBP: 1				WP: 0 PB: 0 SB: 0 CS: 1		PA: 44

PITCHER		IP	WLS	BF	H	R	ER	SO	BB	IBB	HBP	BLK	WP	HR	S	P	ERA	WHIP
Rich Gale, R ERA: 5.9	(1, 1)	6.0	L	31	10	7	7	4	2	0	1	1	0	1	36	45	10.50	2.000
Bill Scherrer, L ERA: 5.11	(7, 1)	0.2		4	0	0	0	1	3	0	0	0	0	0	3	15	0.00	4.500
Ben Hayes, R ERA: 10.32	(7, 1)	1.1		9	4	3	3	1	1	0	0	0	0	0	10	14	20.25	3.750

PITCHER	IP	WLS	BF	H	R	ER	SO	BB	IBB	HBP	BLK	WP	HR	S	P	ERA	WHIP

BOTTOM

Cincinnati Reds @ New York Mets

Shea Stadium, Flushing, NY

Sun May 08 1983, 3:33 AM EDT

Att. 8,879 - Unknown

livebaseballscorecards.com

AB	35
R	10
H	14
RBI	10
BB	6
SO	6
LOB	19

New York Mets @ Houston Astros

Astrodome, Houston, TX

Mon May 09 1983, 8:05 PM EDT

Att. 7,436 - Unknown

Batter	1	2	3	4	5	6	7	8	9	AB	R	H	RBI	BB	SO	LOB
Mookie Wilson, S (1, 8) OBP: 0.330, SLG: 0.418	HBP 1B SF9 1B	1-3 1-2		K			K		F9	5	1	1	0	0	2	2
Hubie Brooks, R (1, 5) OBP: 0.275, SLG: 0.352	SF9 HBP 1B 1-2 1B	E6 2-H 1B		F8			F7			4	1	2	0	0	0	0
Darryl Strawberry, L (1, 9) OBP: 0.263, SLG: 0.188	K	F7			G3 SF7 2B		K			4	1	1	0	0	2	3
George Foster, R (1, 7) OBP: 0.366, SLG: 0.483	1B 1-2 2-3 HBP		6-3		G3 2-3			6-3		3	0	0	0	0	0	1
Danny Heep, L (1, 3) OBP: 0.378, SLG: 0.514	SF9 2-3 3-H		S 1B 1B		SF7 3-H			F7		2	0	1	2	0	0	0
Brian Giles, R (1, 4) OBP: 0.303, SLG: 0.263	1B 1-2 3-H		S 1-2 1B		4-3			L5		4	0	2	1	0	0	0
Ronn Reynolds, R (1, 2) OBP: 0.105, SLG: 0.059	F8		K 1-2 2-3			K			K	3	0	0	0	0	2	4
Ron Hodges, L (9, PH) OBP: 0.333, SLG: 0.254										1	0	0	0	0	1	0
José Oquendo, S (1, 6) OBP: 0.267, SLG: 0.083		G3	4-3			1-3			1B	3	0	0	0	0	0	2
Mike Jorgensen, L (9, PH) OBP: 0.462, SLG: 0.700										1	0	1	0	0	0	0
Rick Ownbey, R (1, 1) OBP: 0.125, SLG: 0.125		1-3 E 1B		1-3		K			K	2	1	1	0	0	0	0
Carlos Diaz, R (5, 1)										1	0	0	0	0	1	0
Mike Torrez, R (6, 1) OBP: 0.182, SLG: 0.182										0	0	0	0	0	0	0
Rusty Staub, L (9, PH) OBP: 0.370, SLG: 0.273										1	0	0	0	0	1	1

Inning Stats	1	2	3	4	5	6	7	8	9	1B	SF	WP	PA
	R: 2 H: 3 E: 0 LOB: 2 K: 1 BB: 0 S: 8 P: 9	R: 1 H: 2 E: 1 LOB: 1 K: 0 BB: 0 S: 5 P: 5	R: 0 H: 2 E: 0 LOB: 2 K: 1 BB: 0 S: 7 P: 7	R: 0 H: 0 E: 0 LOB: 0 K: 1 BB: 0 S: 5 P: 5	R: 1 H: 1 E: 0 LOB: 0 K: 0 BB: 0 S: 4 P: 4	R: 0 H: 0 E: 0 LOB: 0 K: 2 BB: 0 S: 7 P: 7	R: 0 H: 0 E: 0 LOB: 0 K: 2 BB: 0 S: 7 P: 7	R: 0 H: 0 E: 0 LOB: 0 K: 0 BB: 0 S: 3 P: 3	R: 0 H: 1 E: 0 LOB: 1 K: 2 BB: 0 S: 8 P: 8	1B: 8 2B: 1 3B: 0 HR: 0	SF: 2 SAC: 0 DP: 0 HBP: 1	WP: 0 PB: 0 SB: 2 CS: 0	PA: 37

PITCHER		IP	WLS	BF	H	R	ER	SO	BB	IBB	HBP	BLK	WP	HR	S	P	ERA	WHIP
Vern Ruhle, R ERA: 4.15	(1, 1)	3.0		17	7	3	2	2	0	0	1	0	0	0	20	21	6.00	2.333
Mike Madden, L ERA: 2.57	(4, 1)	2.0	W	7	1	1	1	1	0	0	0	0	0	0	9	9	4.50	0.500
Frank LaCorte, R ERA: 4.15	(6, 1)	4.0	S	13	1	0	0	6	0	0	0	0	0	0	25	25	0.00	0.250

PITCHER	IP	WLS	BF	H	R	ER	SO	BB	IBB	HBP	BLK	WP	HR	S	P	ERA	WHIP

livebaseballscorecards.com

AB	34
R	4
H	9
RBI	3
BB	0
SO	9
LOB	13

BOTTOM

Batter	1	2	3	4	5	6	7	8	9	AB	R	H	RBI	BB	SO	LOB
Omar Moreno, L (1, 8) OBP: 0.287, SLG: 0.346	SSS 0-3 ① K		x 0-0 ② 1-3		x 0-0 S 2B 1B 2-H	x 0-0 CS 1B 1-3 3-H				4	1	2	2	0	1	0
Tony Scott, S (1, 9) OBP: 0.290, SLG: 0.373	x 0-0 FC5-4 1B		x 0-0 ③ 6-3		x 0-0 ② 4-3 1-2	x 0-0 ②③ 4-3 1-2				2	0	1	0	0	0	0
Mike Madden, L (4, 1)										0	0	0	0	0	0	0
Denny Walling, L (5, PH) OBP: 0.100, SLG: 0.053										1	0	0	0	0	0	1
Frank LaCorte, R (6, 1)										1	0	0	0	0	0	2
Dickie Thon, R (1, 6) OBP: 0.336, SLG: 0.388	x 0-0 ② FC5-4 1-2f			x 0-0 ① F8	BBB 4-0 2B BB		x 0-0 ① 6-3			3	1	0	0	1	0	1
Phil Garner, R (1, 5) OBP: 0.344, SLG: 0.384	x 0-0 ③ F7			x 0-0 ② F8	x 0-0 1B 2B 1-H 2-H		x 0-0 ② F9			4	1	1	2	0	0	1
Jose Cruz, L (1, 7) OBP: 0.411, SLG: 0.442		BBB 4-0 1B BLK 7-2 BB		x 0-0 3B	x 0-0 S 1B 2-H		x 0-0 E6 CS			3	0	2	1	1	0	0
Ray Knight, R (1, 3) OBP: 0.348, SLG: 0.471		x 0-0 1-3 1B	SSS 0-3 ③ K	SSS 0-3 ③ K 1-2			0-0 ③ CS 1-2	x 0-0 ① 4-3		4	0	1	0	0	2	2
Alan Ashby, S (1, 2) OBP: 0.319, SLG: 0.463		x 0-0 ①② 7-2 3-Hf			x 0-0 HR	x 0-0 1B 1B 1B		x 0-0 ② F4		4	2	2	1	0	0	2
Bill Doran, S (1, 4) OBP: 0.333, SLG: 0.267		x 0-0 ③ F9			x 0-0 ① F9	x 0-0 1B 1B 1B 1-3		x 0-0 CS 1B		4	0	2	0	0	0	1
Vern Ruhle, R (1, 1)			SSS 0-3 ① K		x 0-0 E5 1B 1B	SSS 0-3 ① K		0-0 ③ CS 1-2		0	0	0	0	0	0	0
Terry Puhl, L (3, PH) OBP: 0.218, SLG: 0.216 (4, 9)										3	1	1	0	0	2	2

Inning Stats										
	R: 0 E: 0 K: 1 S: 6	H: 1 LOB: 1 BB: 0 P: 6	R: 0 E: 0 K: 0 S: 3	H: 1 LOB: 1 BB: 1 P: 7	R: 0 E: 0 K: 1 S: 5	H: 0 LOB: 0 BB: 0 P: 5	R: 0 E: 0 K: 1 S: 6	H: 1 LOB: 1 BB: 0 P: 6	R: 5 E: 1 K: 1 S: 10	H: 5 LOB: 1 BB: 1 P: 14
	R: 1 E: 0 K: 1 S: 7	H: 3 LOB: 1 BB: 0 P: 7	R: 0 E: 1 K: 0 S: 3	H: 0 LOB: 0 BB: 0 P: 3	R: 0 E: 0 K: 0 S: 3	H: 1 LOB: 0 BB: 0 P: 3				

	1B: 9	SF: 0	WP: 0	PA: 37
	2B: 2	SAC: 0	PB: 0	
	3B: 1	DP: 1	SB: 2	
	HR: 1	HBP: 0	CS: 3	

PITCHER		IP	WLS	BF	H	R	ER	SO	BB	IBB	HBP	BLK	WP	HR	S	P	ERA	WHIP
Rick Ownbey, R ERA: 6.2	(1, 1)	4.2	L	22	7	5	5	3	2	0	0	1	0	1	26	34	9.64	1.929
Carlos Diaz, L ERA: 2.4	(5, 1)	0.2		6	4	1	1	2	0	0	0	0	0	0	10	10	13.50	6.000
Mike Torrez, R ERA: 5.4	(6, 1)	2.2		7	1	0	0	0	0	0	0	0	0	0	7	7	0.00	0.375

PITCHER	IP	WLS	BF	H	R	ER	SO	BB	IBB	HBP	BLK	WP	HR	S	P	ERA	WHIP

New York Mets @ Houston Astros

Astrodome, Houston, TX

Mon May 09 1983, 8:05 PM EDT

Att. 7,436 - Unknown

livebaseballscorecards.com

AB	33
R	6
H	12
RBI	6
BB	2
SO	5
LOB	12

Batter	1	2	3	4	5	6	7	8	9	10	11	AB	R	H	RBI	BB	SO	LOB
Mookie Wilson, S (1, 8) OBP: 0.325, SLG: 0.409	K	1-3			F8		FC1-5-2-6 1B 3-H		E S 1B			5	1	1	0	0	1	3
Hubie Brooks, R (1, 5) OBP: 0.302, SLG: 0.370	FC6-4 1B		5-3		2-H 1B		BB 1B 2-H		1-3 BB			4	0	3	2	1	0	0
Dave Kingman, R (1, 3) OBP: 0.233, SLG: 0.407	FC6-4 1-2f		K		K		FC6-4 BB 1-2		F5			4	0	0	0	1	2	4
George Foster, R (1, 7) OBP: 0.349, SLG: 0.457	L5		4-3			1-3	FC6-4 1-2f			F3		5	0	0	0	0	0	3
Mark Bradley, R (1, 9) OBP: 0.333, SLG: 0.308		1B 1B 1B		8-3 1B		S 7-2 2B		6-3		K		5	1	3	0	0	1	0
Brian Giles, R (1, 4) OBP: 0.309, SLG: 0.262 (9, 6)		1B SF7 1B 1-3		8-3 1-2f		BB 2-3		6-3		K		4	1	1	0	1	1	1
Ronn Reynolds, R (1, 2) OBP: 0.125, SLG: 0.091		1B 1-3 3-H		5-3		7-2 3-Hf		5-3			5-3	5	0	1	1	0	0	2
José Oquendo, S (1, 6) OBP: 0.333, SLG: 0.154 Danny Heep, L (9, PH) OBP: 0.373, SLG: 0.507 Wally Backman, S (9, 4) OBP: 0.156, SLG: 0.129		SF7 3-H			SH2-4 1B 1B		SH2-4 S FC1-5-2-6 BB		F7		4-3	1 1 1	1 0 0	1 0 0	1 0 0	1 0 0	0 0 0	0 0 0
Ed Lynch, R (1, 1) OBP: 0.286, SLG: 0.286 Carlos Diaz, R (8, 1) Doug Sisk, R (8, 1) Rusty Staub, L (9, PH) OBP: 0.357, SLG: 0.261 Neil Allen, R (9, 1)		F8			SH2-4 1-2		SH2-4 1-3		6-3		F9	1 0 0 1 1	0 0 0 0 0	0 0 0 0 0	0 0 0 0 0	0 0 0 0 0	0 0 0 0 0	1 0 0 0 0
Inning Stats	R: 0 H: 1 E: 0 LOB: 1 K: 1 BB: 0 S: 6 P: 6	R: 2 H: 3 E: 0 LOB: 1 K: 0 BB: 0 S: 6 P: 6	R: 0 H: 0 E: 0 LOB: 0 K: 1 BB: 0 S: 5 P: 5	R: 0 H: 1 E: 0 LOB: 0 K: 0 BB: 0 S: 3 P: 3	R: 1 H: 2 E: 0 LOB: 1 K: 1 BB: 0 S: 7 P: 7	R: 0 H: 1 E: 0 LOB: 1 K: 0 BB: 1 S: 3 P: 7	R: 1 H: 1 E: 0 LOB: 2 K: 0 BB: 2 S: 4 P: 12	R: 0 H: 0 E: 0 LOB: 0 K: 0 BB: 0 S: 3 P: 3	R: 0 H: 1 E: 0 LOB: 2 K: 0 BB: 1 S: 4 P: 8	R: 0 H: 0 E: 0 LOB: 0 K: 2 BB: 0 S: 7 P: 7	R: 0 H: 0 E: 0 LOB: 0 K: 0 BB: 0 S: 3 P: 3	1B: 9 SF: 1 2B: 3 SAC: 2 3B: 0 DP: 2 HR: 0 HBP: 0						WP: 0 PA: 45 PB: 0 SB: 3 CS: 0

PITCHER		IP	WLS	BF	H	R	ER	SO	BB	IBB	HBP	BLK	WP	HR	S	P	ERA	WHIP
Bob Knepper, L ERA: 2.95	(1, 1)	8.0		34	9	4	4	3	3	0	0	0	0	0	37	49	4.50	1.500
Dave Smith, R ERA: 6.55	(9, 1)	0.2		4	1	0	0	0	1	0	0	0	0	0	3	7	0.00	3.000
Bill Dawley, R ERA: 0.64	(9, 1)	1.1		4	0	0	0	2	0	0	0	0	0	0	8	8	0.00	0.000
Frank DiPino, L ERA: 2.45	(11, 1)	1.0	W	3	0	0	0	0	0	0	0	0	0	0	3	3	0.00	0.000

PITCHER		IP	WLS	BF	H	R	ER	SO	BB	IBB	HBP	BLK	WP	HR	S	P	ERA	WHIP

TOP

New York Mets @ Houston Astros

Astrodome, Houston, TX

Tue May 10 1983, 8:05 PM EDT

Att. 8,941 - Unknown

livebaseballscorecards.com

AB	38
R	4
H	10
RBI	4
BB	4
SO	5
LOB	14

New York Mets @ Houston Astros

Astrodome, Houston, TX

Tue May 10 1983, 8:05 PM EDT

Att. 8,941 - Unknown

livebaseballscorecards.com

BOTTOM

Batter	1	2	3	4	5	6	7	8	9	10	11	AB	R	H	RBI	BB	SO	LOB
Omar Moreno, L (1, 8) OBP: 0.289, SLG: 0.341	F9		4-3			4-3		1B 3B 1B 1-3 2-H	4-3		1B IBB	5	1	1	1	1	0	2
Tony Scott, S (1, 9) OBP: 0.273, SLG: 0.349	F8			1-5-3		1-3		F7		SH2-4 1B	1B 1-2 2-3 3-H	4	0	0	0	0	0	2
Dave Smith, R (9, 1)												0	0	0	0	0	0	0
Bill Dawley, R (9, 1)												0	0	0	0	0	0	0
Denny Walling, L (10, PH) OBP: 0.182, SLG: 0.143 (11, 3)												2	0	2	1	0	0	0
Dickie Thon, R (1, 6) OBP: 0.341, SLG: 0.392	6-3			1B			F9	1B 3B 1B 1-3 3-H		SH2-4 1-2		4	1	2	1	0	0	0
Phil Garner, R (1, 5) OBP: 0.346, SLG: 0.402		F9		F8			1B 1B 1-H 3-H	3B		6-3		5	0	2	2	0	0	2
Jose Cruz, L (1, 7) OBP: 0.410, SLG: 0.436		6-3		5-3			G6-4-3 1B 1-3	5-3			IBB	4	0	1	0	1	0	2
Ray Knight, R (1, 3) OBP: 0.342, SLG: 0.458		1B		K			G6-4-3 1-2f		F9	4-3		5	0	1	0	0	1	4
Frank DiPino, L (11, 1) OBP: 0.500, SLG: 1.000												0	0	0	0	0	0	0
Alan Ashby, S (1, 2) OBP: 0.316, SLG: 0.447		G3		F5				F7	BB 1B		SH3-4 BB 1B	3	0	0	0	1	0	1
Terry Puhl, L (9, PR) OBP: 0.218, SLG: 0.216									BB			0	0	0	0	0	0	0
Luis Pujols, R (10, 2) OBP: 0.300, SLG: 0.222												1	0	1	0	0	0	0
Craig Reynolds, L (11, PR) OBP: 0.091, SLG: 0.091												0	1	0	0	0	0	0
Bill Doran, S (1, 4) OBP: 0.344, SLG: 0.276			6-3		F9			1B 1B 1B	1B 1-2		1B SH3-4 1-2 BB	4	1	2	0	1	0	0
Bob Knepper, L (1, 1) OBP: 0.167, SLG: 0.118			1-3			F6		1B 1B 1-2	F7		SH3-4 1-2 2-3	2	0	0	0	0	0	0
Kevin Bass, S (8, PH) OBP: 0.317, SLG: 0.410 (9, 9)												2	1	1	0	0	0	2
Inning Stats	R: 0 H: 0 E: 0 LOB: 0 K: 0 BB: 0 S: 3 P: 3	R: 0 H: 1 E: 0 LOB: 1 K: 0 BB: 0 S: 4 P: 4	R: 0 H: 0 E: 0 LOB: 0 K: 0 BB: 0 S: 3 P: 3	R: 0 H: 1 E: 0 LOB: 1 K: 0 BB: 0 S: 4 P: 4	R: 0 H: 0 E: 0 LOB: 0 K: 1 BB: 0 S: 5 P: 5	R: 0 H: 0 E: 0 LOB: 0 K: 0 BB: 0 S: 3 P: 3	R: 0 H: 2 E: 0 LOB: 1 K: 0 BB: 0 S: 4 P: 4	R: 4 H: 5 E: 0 LOB: 1 K: 0 BB: 0 S: 8 P: 8	R: 0 H: 1 E: 0 LOB: 2 K: 0 BB: 1 S: 4 P: 8	R: 0 H: 1 E: 0 LOB: 2 K: 0 BB: 1 S: 4 P: 8	R: 1 H: 2 E: 0 LOB: 3 K: 0 BB: 2 S: 3 P: 11	1B: 12 SF: 0 2B: 0 SAC: 2 3B: 1 DP: 1 HR: 0 HBP: 0						

	AB	41
	R	5
	H	13
	RBI	5
	BB	4
	SO	1
	LOB	15

WP: 0 PA: 47
PB: 0
SB: 0
CS: 0

PITCHER		IP	WLS	BF	H	R	ER	SO	BB	IBB	HBP	BLK	WP	HR	S	P	ERA	WHIP
Ed Lynch, R ERA: 3.63	(1, 1)	7.1		28	7	3	3	1	0	0	0	0	0	0	30	30	3.68	0.955
Carlos Diaz, L ERA: 2.35	(8, 1)	0.1		1	0	0	0	0	0	0	0	0	0	0	1	1	0.00	0.000
Doug Sisk, R ERA: 3.86	(8, 1)	0.1		3	2	1	1	0	0	0	0	0	0	0	3	3	27.00	6.000
Neil Allen, R ERA: 5.68	(9, 1)	2.1	L	15	4	1	1	0	2	2	0	0	0	0	11	27	3.86	2.571

PITCHER	IP	WLS	BF	H	R	ER	SO	BB	IBB	HBP	BLK	WP	HR	S	P	ERA	WHIP

Batter	1	2	3	4	5	6	7	8	9	AB	R	H	RBI	BB	SO	LOB
Mookie Wilson, S (1, 8) OBP: 0.323, SLG: 0.403	6-3 1B		F8			4-3		3-1		4	0	1	0	0	0	0
Hubie Brooks, R (1, 5) OBP: 0.290, SLG: 0.354	6-3 1-2		F9			5-3		F9		4	0	0	0	0	0	1
Darryl Strawberry, L (1, 9) OBP: 0.217, SLG: 0.150	K			F8			L3		4-3	4	0	0	0	0	1	1
George Foster, R (1, 7) OBP: 0.345, SLG: 0.448	5-3			F3			HR 1B		K	4	1	1	0	0	1	1
Mark Bradley, R (9, 7) OBP: 0.333, SLG: 0.308										0	0	0	0	0	0	0
Dave Kingman, R (1, 3) OBP: 0.234, SLG: 0.433		F7		6-3			1-H HR		L5	4	1	1	2	0	0	0
Mike Jorgensen, L (9, 3) OBP: 0.462, SLG: 0.700										0	0	0	0	0	0	0
Ron Hodges, L (1, 2) OBP: 0.333, SLG: 0.258		F8			K		1B			3	0	1	0	0	1	0
Brian Giles, R (1, 4) OBP: 0.309, SLG: 0.276		S BLK 2B			6-3		F7			3	1	1	0	0	0	1
José Oquendo, S (1, 6) OBP: 0.286, SLG: 0.125		F8 2-H			K		F8			3	0	0	0	0	1	1
Tom Seaver, R (1, 1) OBP: 0.200, SLG: 0.429			F9			G3		K		3	0	0	0	0	1	0
Inning Stats	R: 0 E: 0 K: 1 S: 6 / H: 1 LOB: 1 BB: 0 P: 6	R: 1 E: 0 K: 0 S: 4 / H: 1 LOB: 0 BB: 0 P: 4	R: 0 E: 0 K: 0 S: 3 / H: 0 LOB: 0 BB: 0 P: 3	R: 0 E: 0 K: 0 S: 3 / H: 0 LOB: 0 BB: 0 P: 3	R: 0 E: 0 K: 2 S: 7 / H: 0 LOB: 0 BB: 0 P: 7	R: 0 E: 0 K: 0 S: 3 / H: 0 LOB: 0 BB: 0 P: 3	R: 2 E: 0 K: 0 S: 6 / H: 3 LOB: 1 BB: 0 P: 6	R: 0 E: 0 K: 1 S: 5 / H: 0 LOB: 0 BB: 0 P: 5	R: 0 E: 0 K: 1 S: 5 / H: 0 LOB: 0 BB: 0 P: 5	1B: 3 2B: 1 3B: 0 HR: 1	SF: 0 SAC: 0 DP: 0 HBP: 0						

PITCHER	IP	WLS	BF	H	R	ER	SO	BB	IBB	HBP	BLK	WP	HR	S	P	ERA	WHIP
Mike Scott, R (1, 1) ERA: 2.25	8.0	L	29	5	3	3	4	0	0	0	1	0	1	37	37	3.38	0.625
Dave Smith, R (9, 1) ERA: 6.0	1.0		3	0	0	0	1	0	0	0	0	0	0	5	5	0.00	0.000

PITCHER	IP	WLS	BF	H	R	ER	SO	BB	IBB	HBP	BLK	WP	HR	S	P	ERA	WHIP

TOP

New York Mets @ Houston Astros

Astrodome, Houston, TX

Wed May 11 1983, 8:05 PM EDT

Att. 8,757 - Unknown

livebaseballscorecards.com

AB	32
R	3
H	5
RBI	2
BB	0
SO	5
LOB	5

1B: 3	SF: 0	WP: 0	PA: 32
2B: 1	SAC: 0	PB: 0	
3B: 0	DP: 0	SB: 1	
HR: 1	HBP: 0	CS: 0	

Batter	1	2	3	4	5	6	7	8	9	AB	R	H	RBI	BB	SO	LOB
Omar Moreno, L (1, 8) OBP: 0.301, SLG: 0.370	BBBB 4-0 G5-4-3 1B BB		x 0-0 ② 3B		SSS 0-3 ③ K			x 0-0 2B		3	0	2	0	1	1	1
Tony Scott, S (1, 9) OBP: 0.271, SLG: 0.343	x 0-0 G5-4-3 1-2 1B		x 0-0 ③ 4-3			x 0-0 ① F8		x 0-0 ③ 4-3		4	0	1	0	0	0	1
Dave Smith, R (9, 1)										0	0	0	0	0	0	0
Dickie Thon, R (1, 6) OBP: 0.338, SLG: 0.383	x 0-0 ① ② G5-4-3 1-2f 2-3			BBBB 4-0 S BB		x 0-0 ② 6-3			x 0-0 ① 6-3	3	0	0	0	1	0	2
Phil Garner, R (1, 5) OBP: 0.336, SLG: 0.388	x 0-0 ③ 1-3			x 0-0 ① F9		SSS 0-3 ③ K			x 0-0 ② F8	4	0	0	0	0	1	2
Jose Cruz, L (1, 7) OBP: 0.399, SLG: 0.421		x 0-0 ① F8		SSS 0-3 ② K			x 0-0 ① 6-3		x 0-0 ③ 6-3	4	0	0	0	0	1	1
Ray Knight, R (1, 3) OBP: 0.333, SLG: 0.445		x 0-0 ② 4-3		SSS 0-3 ③ K 1-2			x 0-0 ② 6-3			3	0	0	0	0	1	1
Alan Ashby, S (1, 2) OBP: 0.316, SLG: 0.443		x 0-0 1B			x 0-0 ① 1-3		x 0-0 ③ 6-3			3	0	1	0	0	0	0
Bill Doran, S (1, 4) OBP: 0.344, SLG: 0.287		SSS 0-3 ③ K			x 0-0 2B			x 0-0 ① 4-3		3	0	1	0	0	1	1
Mike Scott, R (1, 1)			x 0-0 ① 5-3		SSS 0-3 ② K			x 0-0 ② 1-3		2	0	0	0	0	1	1
Denny Walling, L (8, PH) OBP: 0.174, SLG: 0.136 (9, 9)										1	0	0	0	0	0	0
Inning Stats	R: 0 H: 1 E: 0 LOB: 1 K: 0 BB: 1 S: 3 P: 7	R: 0 H: 1 E: 0 LOB: 1 K: 1 BB: 0 S: 6 P: 6	R: 0 H: 1 E: 0 LOB: 0 K: 0 BB: 0 S: 3 P: 3	R: 0 H: 0 E: 0 LOB: 1 K: 2 BB: 1 S: 7 P: 11	R: 0 H: 1 E: 0 LOB: 1 K: 2 BB: 0 S: 8 P: 8	R: 0 H: 0 E: 0 LOB: 0 K: 1 BB: 0 S: 5 P: 5	R: 0 H: 0 E: 0 LOB: 0 K: 0 BB: 0 S: 3 P: 3	R: 0 H: 1 E: 0 LOB: 1 K: 0 BB: 0 S: 4 P: 4	R: 0 H: 0 E: 0 LOB: 0 K: 0 BB: 0 S: 3 P: 3	1B: 2 SF: 0 2B: 2 SAC: 0 3B: 1 DP: 1 HR: 0 HBP: 0						

PITCHER	IP	WLS	BF	H	R	ER	SO	BB	IBB	HBP	BLK	WP	HR	S	P	ERA	WHIP
Tom Seaver, R (1, 1) ERA: 2.12	9.0	W	32	5	0	0	6	2	0	0	0	0	0	42	50	0.00	0.778

PITCHER	IP	WLS	BF	H	R	ER	SO	BB	IBB	HBP	BLK	WP	HR	S	P	ERA	WHIP

BOTTOM

New York Mets @ Houston Astros

Astrodome, Houston, TX

Wed May 11 1983, 8:05 PM EDT

Att. 8,757 - Unknown

livebaseballscorecards.com

AB	30
R	0
H	5
RBI	0
BB	2
SO	6
LOB	10

New York Mets @ Pittsburgh Pirates

Three Rivers Stadium, Pittsburgh, PA

Thu May 12 1983, 7:05 PM EDT

Att. 7,944 - Unknown

TOP

livebaseballscorecards.com

Batter	1	2	3	4	5	6	7	8	9	AB	R	H	RBI	BB	SO	LOB
Mookie Wilson, S (1, 8) OBP: 0.326, SLG: 0.403	F8		S 1B		1B 1B 2-3 1B		4-3		FC6-4 1-2f	5	1	2	0	0	0	1
Mark Bradley, R (1, 9) OBP: 0.368, SLG: 0.313	1B 1B BB		F9 1-2		1B 1-2 3-H 1B		K			3	0	1	1	1	1	1
Hubie Brooks, R (1, 5) OBP: 0.308, SLG: 0.364	1B 1-H 1B		BB		G4-6-3 1-2 2-H 1B			K		3	0	2	1	1	1	0
George Foster, R (1, 7) OBP: 0.342, SLG: 0.440	1-2 1B		K		G4-6-3 1-2f			E6		4	0	1	0	0	1	4
Dave Kingman, R (1, 3) OBP: 0.224, SLG: 0.415	F8			K		5-3		K		4	0	0	0	0	2	3
Brian Giles, R (1, 4) OBP: 0.307, SLG: 0.275		L9		5-3		1B		4-3		4	0	1	0	0	0	1
Ronn Reynolds, R (1, 2) OBP: 0.111, SLG: 0.080		1-3		K		F8			L6	3	0	0	0	0	1	1
Danny Heep, L (9, PH) OBP: 0.369, SLG: 0.500										1	0	0	0	0	0	0
José Oquendo, S (1, 6) OBP: 0.292, SLG: 0.158		K			1B SH2-4 1B 1B	F4			G3	3	1	1	0	0	1	1
Mike Jorgensen, L (9, PH) OBP: 0.429, SLG: 0.636										1	0	0	0	0	0	0
Mike Torrez, R (1, 1) OBP: 0.167, SLG: 0.167			6-3		SH2-4 1-2		F8		FC6-4 1B	1	0	0	0	0	0	0
Tucker Ashford, R (7, PH)										1	0	0	0	0	0	0
Carlos Diaz, R (7, 1)										0	0	0	0	0	0	0
Craig Swan, R (7, 1) OBP: 0.143, SLG: 0.143										0	0	0	0	0	0	0
Rusty Staub, L (9, PH) OBP: 0.379, SLG: 0.292										1	0	1	0	0	0	0

	AB	34
	R	2
	H	9
	RBI	2
	BB	2
	SO	7
	LOB	12

Inning Stats	1	2	3	4	5	6	7	8	9
	R: 0 E: 0 K: 0 S: 4	H: 2 LOB: 2 BB: 1 P: 8	R: 0 E: 0 K: 1 S: 5	H: 0 LOB: 0 BB: 0 P: 5	R: 0 E: 0 K: 1 S: 6	H: 1 LOB: 2 BB: 1 P: 10	R: 0 E: 0 K: 2 S: 7	H: 0 LOB: 0 BB: 0 P: 7	R: 2 E: 0 K: 0 S: 6	H: 4 LOB: 1 BB: 0 P: 6
	R: 0 E: 0 K: 0 S: 4	H: 1 LOB: 1 BB: 0 P: 4	R: 0 E: 0 K: 1 S: 5	H: 0 LOB: 0 BB: 0 P: 5	R: 0 E: 1 K: 2 S: 8	H: 0 LOB: 1 BB: 0 P: 8	R: 0 E: 0 K: 0 S: 4	H: 1 LOB: 1 BB: 0 P: 4		

	1B: 9	SF: 0	WP: 0	PA: 37
	2B: 0	SAC: 1	PB: 0	
	3B: 0	DP: 1	SB: 1	
	HR: 0	HBP: 0	CS: 0	

PITCHER		IP	WLS	BF	H	R	ER	SO	BB	IBB	HBP	BLK	WP	HR	S	P	ERA	WHIP
John Candelaria, L ERA: 4.04	(1, 1)	7.0	W	29	8	2	2	5	2	0	0	0	0	0	37	45	2.57	1.429
Kent Tekulve, R ERA: 0.57	(8, 1)	2.0		8	1	0	0	2	0	0	0	0	0	0	12	12	0.00	0.500

PITCHER	IP	WLS	BF	H	R	ER	SO	BB	IBB	HBP	BLK	WP	HR	S	P	ERA	WHIP

New York Mets @ Pittsburgh Pirates

Three Rivers Stadium, Pittsburgh, PA

Thu May 12 1983, 7:05 PM EDT

Att. 7,944 - Unknown

livebaseballscorecards.com

BOTTOM

Batter	1	2	3	4	5	6	7	8	9	AB	R	H	RBI	BB	SO	LOB
Lee Lacy, R (1, 7) OBP: 0.314, SLG: 0.390	F9	K		4-3			4-3	F2		5	0	0	0	0	1	1
Johnny Ray, S (1, 4) OBP: 0.327, SLG: 0.485	2B	1B			F8		1B			4	2	3	1	0	0	0
Dave Parker, L (1, 9) OBP: 0.270, SLG: 0.343	1B	F6			6-3		1B SF8			4	3	3	2	0	0	1
Jason Thompson, L (1, 3) OBP: 0.366, SLG: 0.438	BB		FC3-6		6-3		SF8			3	0	2	1	1	0	1
Richie Hebner, L (1, 5) OBP: 0.400, SLG: 0.348	BB		FC3-6				S			3	0	2	1	1	0	1
Lee Mazzilli, S (1, 8) OBP: 0.383, SLG: 0.398	F7		4-3		F8		SF8			3	0	0	1	0	0	4
Tony Peña, R (1, 2) OBP: 0.278, SLG: 0.337	1B		F9			F9	5-3			4	0	1	0	0	0	3
Dale Berra, R (1, 6) OBP: 0.278, SLG: 0.337		1B		K		5-3		F4		4	1	1	0	0	1	0
John Candelaria, L (1, 1) OBP: 0.133, SLG: 0.071		SH1-4		6-3		F8		4-3		2	0	0	0	0	0	0
Kent Tekulve, R (8, 1)										1	0	0	0	0	0	0
Inning Stats	R: 2 E: 0 K: 0 S: 6 H: 4 LOB: 2 BB: 1 P: 10	R: 1 E: 0 K: 1 S: 7 H: 2 LOB: 1 BB: 0 P: 7	R: 0 E: 0 K: 0 S: 3 H: 0 LOB: 1 BB: 1 P: 7	R: 0 E: 0 K: 1 S: 5 H: 0 LOB: 0 BB: 0 P: 5	R: 1 E: 0 K: 0 S: 5 H: 2 LOB: 1 BB: 0 P: 5	R: 0 E: 0 K: 0 S: 3 H: 0 LOB: 0 BB: 0 P: 3	R: 2 E: 0 K: 0 S: 7 H: 4 LOB: 2 BB: 0 P: 7	R: 0 E: 0 K: 0 S: 3 H: 0 LOB: 0 BB: 0 P: 3		1B: 7 2B: 5 3B: 0 HR: 0 SF: 1 SAC: 1 DP: 0 HBP: 0						

	AB	33
	R	6
	H	12
	RBI	6
	BB	2
	SO	2
	LOB	11

WP: 0 PB: 0 SB: 2 CS: 0 PA: 37

PITCHER		IP	WLS	BF	H	R	ER	SO	BB	IBB	HBP	BLK	WP	HR	S	P	ERA	WHIP
Mike Torrez, R ERA: 5.48	(1, 1)	6.0	L	27	8	4	4	2	2	0	0	0	0	0	29	37	6.00	1.667
Carlos Diaz, L ERA: 3.38	(7, 1)	0.2		6	4	2	2	0	0	0	0	0	0	0	6	6	27.00	6.000
Craig Swan, R ERA: 5.79	(7, 1)	1.1		4	0	0	0	0	0	0	0	0	0	0	4	4	0.00	0.000

PITCHER	IP	WLS	BF	H	R	ER	SO	BB	IBB	HBP	BLK	WP	HR	S	P	ERA	WHIP

Batter	1	2	3	4	5	6	7	8	9	AB	R	H	RBI	BB	SO	LOB
Mookie Wilson, S (1, 8) OBP: 0.313, SLG: 0.388	SSS 0-3 ① K		SSS 0-3 ② K		SSS 0-3 ③ K			x 0-0 E4 1B 1B	x 0-0 ③ FC6 1-2f	5	1	0	0	0	3	2
Hubie Brooks, R (1, 5) OBP: 0.306, SLG: 0.359	SSS 0-3 ② K		SSS 0-3 ③ K			x 0-0 ① 6-3		x 0-0 FC4-6 1B 1-2 1B		4	0	1	0	0	2	0
Danny Heep, L (1, 7) OBP: 0.364, SLG: 0.487	x 0-0 ③ F8			x 0-0 ① 1-3		x 0-0 ② F7		x 0-0 FC4-6 1-2 2-H 1B		4	0	1	1	0	0	0
Darryl Strawberry, L (1, 9) OBP: 0.222, SLG: 0.167		x 0-0 ① 6-3		x 0-0 1B 1B 1B		x 0-0 ③ 6-3		x 0-0 ② FC4-6 1-2f 2-3		4	0	1	0	0	0	2
Rusty Staub, L (1, 3) OBP: 0.424, SLG: 0.333		BBBB 4-0 1B BB BB		x 0-0 1B 1-2 1B			x 0-0 5-3 1B	x 0-0 ③ G3		3	0	2	0	1	0	2
Ron Hodges, L (1, 2) OBP: 0.342, SLG: 0.262		BBBB 4-0 1B 1-2 BB		x 0-0 ② 1-2 2-3 1B			x 0-0 ① 5-3 1-2		x 0-0 ① G3	3	0	1	0	1	0	1
Brian Giles, R (1, 4) OBP: 0.314, SLG: 0.284 (7, 6)	x 0-0 G6-4-3 1-2 2-3 1B		SSS 0-3 ③ K				x 0-0 ② 6-3		x 0-0 FC6-4 BB 1B	4	0	2	0	0	1	3
José Oquendo, S (1, 6) OBP: 0.308, SLG: 0.190 Mike Jorgensen, L (7, PH) OBP: 0.400, SLG: 0.583 Wally Backman, S (7, 4) OBP: 0.182, SLG: 0.129	x 0-0 ②③ G6-4-3 1-2f				x 0-0 CS 1B		x 0-0 ③ 4-3		BBBB 4-0 FC6-4 1-2 BB	2 1 0	0 0 0	1 0 0	0 0 0	0 0 1	0 1 0	3 1 0
Scott Holman, R (1, 1) OBP: 0.375, SLG: 0.375 Mark Bradley, R (8, PH) OBP: 0.350, SLG: 0.294 Doug Sisk, R (8, 1) George Foster, R (9, PH) OBP: 0.339, SLG: 0.436 Carlos Diaz, R (9, 1)			SSS 0-3 ① K		SSS 0-3 ①② K 1-2			SSS 0-3 ① K	x 0-0 ② FC6-4 FC6 1-2f 2-3	2 1 0 1 0	0 0 0 0 0	0 0 0 0 0	0 0 0 0 0	0 0 0 0 0	2 1 0 0 0	1 0 0 2 0

Inning Stats	1	2	3	4	5	6	7	8	9
	R: 0 E: 0 K: 2 S: 7	H: 0 LOB: 0 BB: 0 P: 7	R: 0 E: 0 K: 0 S: 3	H: 1 LOB: 2 BB: 2 P: 11	R: 0 E: 0 K: 3 S: 9	H: 0 LOB: 0 BB: 0 P: 9	R: 0 E: 0 K: 1 S: 7	H: 3 LOB: 2 BB: 0 P: 7	R: 0 E: 0 K: 2 S: 7	H: 1 LOB: 0 BB: 0 P: 7	R: 0 E: 0 K: 0 S: 3	H: 0 LOB: 0 BB: 0 P: 3	R: 0 E: 0 K: 0 S: 4	H: 1 LOB: 1 BB: 0 P: 4	R: 1 E: 1 K: 1 S: 8	H: 2 LOB: 2 BB: 0 P: 8	R: 0 E: 0 K: 0 S: 4	H: 1 LOB: 2 BB: 1 P: 8

1B: 9	SF: 0
2B: 0	SAC: 0
3B: 0	DP: 1
HR: 0	HBP: 0

WP: 0	PA: 37
PB: 0	
SB: 0	
CS: 1	

PITCHER		IP	WLS	BF	H	R	ER	SO	BB	IBB	HBP	BLK	WP	HR	S	P	ERA	WHIP
Rick Rhoden, R ERA: 2.44	(1, 1)	8.0		32	8	1	0	9	2	0	0	0	0	0	48	56	0.00	1.250
Rod Scurry, L ERA: 2.0	(9, 1)	0.1		3	1	0	0	0	1	0	0	0	0	0	2	6	0.00	6.000
Kent Tekulve, R ERA: 0.55	(9, 1)	0.2	W	2	0	0	0	0	0	0	0	0	0	0	2	2	0.00	0.000

PITCHER		IP	WLS	BF	H	R	ER	SO	BB	IBB	HBP	BLK	WP	HR	S	P	ERA	WHIP

TOP

New York Mets @ Pittsburgh Pirates

Three Rivers Stadium, Pittsburgh, PA

Fri May 13 1983, 7:05 PM EDT

Att. 11,000 - Unknown

livebaseballscorecards.com

AB	34
R	1
H	9
RBI	1
BB	3
SO	9
LOB	17

Batter	1	2	3	4	5	6	7	8	9	AB	R	H	RBI	BB	SO	LOB
Lee Mazzilli, S (1, 8) OBP: 0.387, SLG: 0.389	S S S 0-3 ① K		B B B B 4-0 CS BB			B B B B 4-0 G4-6-3 BB		x 0-0 ② L8		2	0	0	0	2	1	2
Johnny Ray, S (1, 4) OBP: 0.315, SLG: 0.467	x 0-0 ② 4-3		0-0 ③ CS 1-2	x 0-0 ① F2		x 0-0 ① ② G4-6-3 1-2f		S S S 0-3 ③ K		4	0	0	0	0	1	3
Dave Parker, L (1, 9) OBP: 0.282, SLG: 0.365	x 0-0 2B			x 0-0 ② 1-4-3		x 0-0 ③ F8			x 0-0 S 1B 1B	4	1	2	0	0	0	0
Jason Thompson, L (1, 3) OBP: 0.353, SLG: 0.420	x 0-0 ③ 4-1			x 0-0 ③ F9			x 0-0 ① F9		S S S 0-3 ① K	4	0	0	0	0	1	2
Richie Hebner, L (1, 5) OBP: 0.424, SLG: 0.360 Jim Morrison, R (9, PH)		S S S 0-3 ① K			x 0-0 S 2B 1B		B B B B 4-0 CS BB		1-2 4-0 1B IBB	2 0	1 0	1 0	0 0	1 1	1 0	0 0
Mike Easler, L (1, 7) OBP: 0.388, SLG: 0.404		x 0-0 G4-6-3 1B			x 0-0 SH1 1-H 2B		x 0-0 ② ③ F8 1-2		x 0-0 1-2 2-H 1B	4	0	3	2	0	0	1
Tony Peña, R (1, 2) OBP: 0.283, SLG: 0.340		x 0-0 ② ③ G4-6-3 1-2f			x 0-0 ① SH1 2-3			x 0-0 SH1-3 1B		2	0	1	0	0	0	1
Dale Berra, R (1, 6) OBP: 0.273, SLG: 0.330			x 0-0 ① L5		x 0-0 ② 6-3			x 0-0 ① SH1-3 1-2		2	0	0	0	0	0	1
Rick Rhoden, R (1, 1) OBP: 0.105, SLG: 0.105 Gene Tenace, R (8, PH) OBP: 0.231, SLG: 0.091 Rod Scurry, L (9, 1) Kent Tekulve, R (9, 1)			x 0-0 ② 5-3		x 0-0 ③ F4			B B B B 4-0 BB		2 0 0 0	0 0 0 0	0 0 0 0	0 0 0 0	0 1 0 0	0 0 0 0	1 0 0 0
Inning Stats	R: 0 E: 0 K: 1 S: 6 H: 1 LOB: 1 BB: 0 P: 6	R: 0 E: 0 K: 1 S: 5 H: 1 LOB: 0 BB: 0 P: 5	R: 0 E: 0 K: 0 S: 2 H: 0 LOB: 0 BB: 1 P: 6	R: 0 E: 0 K: 0 S: 3 H: 0 LOB: 0 BB: 0 P: 3	R: 1 E: 0 K: 0 S: 5 H: 2 LOB: 1 BB: 0 P: 5	R: 0 E: 0 K: 0 S: 2 H: 0 LOB: 0 BB: 1 P: 6	R: 0 E: 0 K: 0 S: 2 H: 0 LOB: 0 BB: 1 P: 6	R: 0 E: 0 K: 1 S: 6 H: 1 LOB: 2 BB: 1 P: 10	R: 1 E: 0 K: 1 S: 5 H: 2 LOB: 2 BB: 1 P: 9	1B: 5 2B: 2 3B: 0 HR: 0	SF: 0 SAC: 2 DP: 2 HBP: 0			WP: 0 PB: 0 SB: 2 CS: 2	PA: 34		

PITCHER		IP	WLS	BF	H	R	ER	SO	BB	IBB	HBP	BLK	WP	HR	S	P	ERA	WHIP
Scott Holman, R ERA: 4.84	(1, 1)	7.0		24	4	1	1	2	3	0	0	0	0	0	25	37	1.29	1.000
Doug Sisk, R ERA: 3.66	(8, 1)	1.0		5	1	0	0	1	1	0	0	0	0	0	6	10	0.00	2.000
Carlos Diaz, L ERA: 3.86	(9, 1)	0.1	L	4	2	1	1	1	0	1	0	0	0	0	5	9	27.00	6.000

PITCHER	IP	WLS	BF	H	R	ER	SO	BB	IBB	HBP	BLK	WP	HR	S	P	ERA	WHIP

BOTTOM

New York Mets @ Pittsburgh Pirates

Three Rivers Stadium, Pittsburgh, PA

Fri May 13 1983, 7:05 PM EDT

Att. 11,000 - Unknown

livebaseballscorecards.com

AB	26
R	2
H	7
RBI	2
BB	5
SO	4
LOB	11

Batter	1	2	3	4	5	6	7	8	9	AB	R	H	RBI	BB	SO	LOB
Mookie Wilson, S (1, 8) OBP: 0.324, SLG: 0.396	K	S 1B		2-3 1B		K			F9 S 1B	5	1	3	0	0	2	1
Hubie Brooks, R (1, 5) OBP: 0.301, SLG: 0.352	BB HR 1B	4-3 1-2		F9			L5		F9 1-3	5	1	1	0	0	0	4
Dave Kingman, R (1, 3) OBP: 0.235, SLG: 0.406 Mike Jorgensen, L (7, PR) OBP: 0.438, SLG: 0.615 (7, 3)	BB HR 1-2	6-3			F2		G5-4-3 BB		1B 3-H	2 1	1 0	0 1	0 1	2 0	0 0	0 0
George Foster, R (1, 7) OBP: 0.333, SLG: 0.453 Darryl Strawberry, L (9, 9) OBP: 0.222, SLG: 0.167	HR 1-H 2-H	5-3			K		G5-4-3 1-2f		K	5 0	1 0	1 0	3 0	0 0	2 0	2 0
Mark Bradley, R (1, 9) OBP: 0.333, SLG: 0.250 (9, 7)	BB CS	5-3			F9			K		3	0	0	0	1	1	0
Brian Giles, R (1, 4) OBP: 0.330, SLG: 0.316	BB 1-2			6-3 1B 2B		6-3 1B 2B		F8		3	2	2	0	1	0	0
Ronn Reynolds, R (1, 2) OBP: 0.129, SLG: 0.071	K			6-3 2-3		6-3 2-3		BB		3	0	0	0	1	1	3
José Oquendo, S (1, 6) OBP: 0.333, SLG: 0.240		F9		1B SH2-4 1B 3-H		6-3 1B 3-H		K		4	0	2	2	0	1	1
Neil Allen, R (1, 1) Rusty Staub, L (6, PH) OBP: 0.412, SLG: 0.321 Jesse Orosco, R (6, 1) OBP: 0.333, SLG: 0.333		1-3		SH2-4 1-2		6-3 1-2			L9	1 1 1	0 0 0	0 0 0	0 0 0	0 0 0	0 0 0	0 1 0
Inning Stats	R: 3 E: 0 K: 2 S: 8 H: 2 LOB: 1 BB: 3 P: 20	R: 0 E: 0 K: 0 S: 4 H: 1 LOB: 1 BB: 0 P: 4	R: 0 E: 0 K: 0 S: 3 H: 0 LOB: 0 BB: 0 P: 3	R: 1 E: 0 K: 0 S: 6 H: 3 LOB: 2 BB: 0 P: 6	R: 0 E: 0 K: 1 S: 5 H: 0 LOB: 0 BB: 0 P: 5	R: 1 E: 0 K: 1 S: 7 H: 2 LOB: 1 BB: 0 P: 7	R: 0 E: 0 K: 0 S: 2 H: 0 LOB: 1 BB: 1 P: 6	R: 0 E: 0 K: 2 S: 7 H: 0 LOB: 1 BB: 1 P: 11	R: 1 E: 0 K: 1 S: 7 H: 2 LOB: 1 BB: 0 P: 7	1B: 7 2B: 2 3B: 0 HR: 1 SF: 0 SAC: 1 DP: 1 HBP: 0						

PITCHER	IP	WLS	BF	H	R	ER	SO	BB	IBB	HBP	BLK	WP	HR	S	P	ERA	WHIP
Larry McWilliams, L (1, 1) ERA: 2.54	5.0	L	23	6	4	4	3	3	0	0	0	0	1	26	38	7.20	1.800
Manny Sarmiento, R (6, 1) ERA: 3.57	3.0		12	2	1	1	3	2	0	0	0	0	0	16	24	3.00	1.333
Rod Scurry, L (9, 1) ERA: 2.37	1.0		5	2	1	1	1	0	0	0	0	0	0	7	7	9.00	2.000

PITCHER	IP	WLS	BF	H	R	ER	SO	BB	IBB	HBP	BLK	WP	HR	S	P	ERA	WHIP

New York Mets @ Pittsburgh Pirates

Three Rivers Stadium, Pittsburgh, PA

Sat May 14 1983, 7:05 PM EDT

Att. 8,931 - Unknown

TOP

livebaseballscorecards.com

AB	34
R	6
H	10
RBI	6
BB	5
SO	7
LOB	12

WP: 0 PB: 0 SB: 2 CS: 1 PA: 40

BOTTOM

New York Mets @ Pittsburgh Pirates

Three Rivers Stadium, Pittsburgh, PA

Sat May 14 1983, 7:05 PM EDT

Att. 8,931 - Unknown

Batter	1	2	3	4	5	6	7	8	9	AB	R	H	RBI	BB	SO	LOB
Lee Mazzilli, S (1, 8) OBP: 0.387, SLG: 0.394	BBBB 4-0 BB BB		x 0-0 ② L3		x 0-0 1-3 2B 2B		x 0-0 ① F4		x 0-0 ③ L6	4	1	1	0	1	0	1
Johnny Ray, S (1, 4) OBP: 0.313, SLG: 0.468	x 0-0 ① F8		x 0-0 ③ 3-1		x 0-0 2-H 3-H 2B		x 0-0 ② 4-3			4	0	1	2	0	0	1
Dave Parker, L (1, 9) OBP: 0.268, SLG: 0.346	SSS 0-3 ② K			x 0-0 ① 6-3	x 0-0 ② F6		x 0-0 ③ F8			4	0	0	0	0	1	2
Jason Thompson, L (1, 3) OBP: 0.367, SLG: 0.422	BBBB 4-0 1-2 BB			x 0-0 FC5-4 BB 1B	BBBB 4-0 BB			SSS 0-3 ① K		2	0	1	0	2	1	0
Richie Hebner, L (1, 5) Manny Sarmiento, R (6, 1) Lee Lacy, R (8, PH) OBP: 0.311, SLG: 0.386 (9, 7)	x 0-0 ③ L3			BBB 4-0 FC5-4 1-2 BB	x 0-0 ③ G3			x 0-0 ② F3		2 0 1	0 0 0	0 0 0	0 0 0	1 0 0	0 0 0	4 0 0
Mike Easler, L (1, 7) OBP: 0.377, SLG: 0.392 Rod Scurry, L (9, 1)		x 0-0 G5-4-3 1B	SSS 0-3 ② K		SSS 0-3 ① K			SSS 0-3 ③ K		4 0	0 0	1 0	0 0	0 0	3 0	2 0
Tony Peña, R (1, 2) OBP: 0.282, SLG: 0.330		SSS 0-3 ① K		x 0-0 ③ FC5-4 1-2f 2-3	SSS 0-3 ② K				BBBB 4-0 FC5-4 BB	3	0	0	0	1	2	3
Dale Berra, R (1, 6) OBP: 0.284, SLG: 0.333 Gene Tenace, R (9, PH) OBP: 0.214, SLG: 0.083		x 0-0 ② ③ G5-4-3 1-2f			x 0-0 2B 2B 1B	BBBB 4-0 BB			x 0-0 ① FC5-4 1-2f	2 1	1 0	1 0	0 0	1 0	0 0	1 1
Larry McWilliams, L (1, 1) OBP: 0.188, SLG: 0.133 Brian Harper, R (5, PH) OBP: 0.118, SLG: 0.500 Jim Morrison, R (6, 5)			x 0-0 ① 1-3		SSS 0-3 ① K	x 0-0 ③ F3			x 0-0 ② F9	1 1 2	0 0 0	0 0 0	0 0 0	0 1 0	0 0 0	0 1 2
Inning Stats	R: 0 H: 0 E: 0 LOB: 2 K: 1 BB: 2 S: 5 P: 13	R: 0 H: 1 E: 0 LOB: 0 K: 1 BB: 0 S: 5 P: 5	R: 0 H: 0 E: 0 LOB: 0 K: 0 BB: 0 S: 3 P: 3	R: 0 H: 1 E: 0 LOB: 2 K: 1 BB: 1 S: 6 P: 10	R: 2 H: 3 E: 0 LOB: 2 K: 1 BB: 1 S: 8 P: 12	R: 0 H: 0 E: 0 LOB: 1 K: 2 BB: 1 S: 7 P: 11	R: 0 H: 0 E: 0 LOB: 0 K: 0 BB: 0 S: 3 P: 3	R: 0 H: 0 E: 0 LOB: 0 K: 2 BB: 0 S: 7 P: 7	R: 0 H: 0 E: 0 LOB: 1 K: 0 BB: 1 S: 3 P: 7	1B: 3 SF: 0 2B: 2 SAC: 0 3B: 0 DP: 1 HR: 0 HBP: 0						

PITCHER	IP	WLS	BF	H	R	ER	SO	BB	IBB	HBP	BLK	WP	HR	S	P	ERA	WHIP
Neil Allen, R (1, 1) ERA: 5.25	5.0	W	23	5	2	2	4	4	0	0	0	0	0	27	43	3.60	1.800
Jesse Orosco, L (6, 1) ERA: 0.44	4.0	S	14	0	0	0	4	2	0	0	0	0	0	20	28	0.00	0.500

PITCHER	IP	WLS	BF	H	R	ER	SO	BB	IBB	HBP	BLK	WP	HR	S	P	ERA	WHIP

AB	31
R	2
H	5
RBI	2
BB	6
SO	8
LOB	18

WP: 0 PA: 37
PB: 0
SB: 0
CS: 0

livebaseballscorecards.com

New York Mets @ Pittsburgh Pirates

Three Rivers Stadium, Pittsburgh, PA

Mon May 16 1983, 7:05 PM EDT

Att. 1,970 - Unknown

TOP

livebaseballscorecards.com

Batter	1	2	3	4	5	6	7	8	9	AB	R	H	RBI	BB	SO	LOB
Mookie Wilson, S (1, 8) OBP: 0.313, SLG: 0.381	F7	FC6 CS 1-2f 3-H			FC3-2 2B 2-H	1-3			L4	5	1	0	1	0	0	4
Hubie Brooks, R (1, 5) OBP: 0.305, SLG: 0.381	6-3	CS 1-2	F4		WP HR 1-H 2B	2-H 3-H 3B			5-3	5	1	2	3	0	0	0
Darryl Strawberry, L (1, 9) OBP: 0.219, SLG: 0.276	F8		4-3		2-H HR	F8			F9	5	1	1	2	0	0	1
George Foster, R (1, 7) OBP: 0.331, SLG: 0.455		BB 1B 2B	F8		6-3		4-3			4	1	1	0	0	0	0
Dave Kingman, R (1, 3) OBP: 0.245, SLG: 0.404 Mike Jorgensen, L (7, 3) OBP: 0.438, SLG: 0.615	BBBB 1B BB 1B BB			F8		SSS 1B 1B 1B	K			3 0	2 0	1 0	0 0	1 0	1 0	0 0
Ron Hodges, L (1, 2) OBP: 0.350, SLG: 0.265	BBBB 1B 1-2 2-3 BB			6-3		1-2 1B 1B	F8			3	2	1	0	1	0	0
Brian Giles, R (1, 4) OBP: 0.327, SLG: 0.314	SSS K			5-3		1B 1-2 2-3 3B		4-3		4	1	1	0	0	1	3
José Oquendo, S (1, 6) OBP: 0.382, SLG: 0.286		1B FC6 1-2 2-3 3-H 1B			BBBB WP BLK FC3-2 BB	1-3 2-H 3-H 3B 1B		F7		3	2	2	3	1	0	0
Ed Lynch, R (1, 1) OBP: 0.300, SLG: 0.300 Craig Swan, R (6, 1) OBP: 0.125, SLG: 0.125		FC6 1-3 2-H 3-H 1B			SSS K 1-2	4-3		SSS K		3 1	0 0	1 0	2 0	0 0	1 1	3 0
Inning Stats	R: 0 E: 0 K: 0 S: 3 H: 0 LOB: 0 BB: 0 P: 3	R: 4 E: 0 K: 1 S: 7 H: 3 LOB: 0 BB: 2 P: 15	R: 0 E: 0 K: 0 S: 3 H: 0 LOB: 0 BB: 0 P: 3	R: 0 E: 0 K: 0 S: 3 H: 0 LOB: 0 BB: 0 P: 3	R: 3 E: 0 K: 1 S: 7 H: 2 LOB: 0 BB: 1 P: 11	R: 4 E: 0 K: 0 S: 8 H: 5 LOB: 1 BB: 0 P: 8	R: 0 E: 0 K: 1 S: 5 H: 0 LOB: 0 BB: 0 P: 5	R: 0 E: 0 K: 1 S: 5 H: 0 LOB: 0 BB: 0 P: 5	R: 0 E: 0 K: 0 S: 3 H: 0 LOB: 0 BB: 0 P: 3	1B: 6 2B: 2 3B: 1 HR: 1 SF: 0 SAC: 0 DP: 0 HBP: 0						

	AB	36
	R	11
	H	10
	RBI	11
	BB	3
	SO	4
	LOB	11

WP: 2 PB: 0 SB: 0 CS: 1 PA: 40

PITCHER		IP	WLS	BF	H	R	ER	SO	BB	IBB	HBP	BLK	WP	HR	S	P	ERA	WHIP
Jim Bibby, R ERA: 15.3	(1, 1)	1.1	L	9	3	4	4	1	2	0	0	0	0	0	9	17	27.00	3.750
Lee Tunnell, R ERA: 5.55	(2, 1)	3.2		13	2	3	3	1	1	0	0	1	2	1	14	18	7.36	0.818
Jim Winn, R ERA: 7.36	(6, 1)	1.0		8	5	4	4	0	0	0	0	0	0	0	8	8	36.00	5.000
Randy Niemann, L ERA: 12.71	(7, 1)	2.0		6	0	0	0	2	0	0	0	0	0	0	10	10	0.00	0.000
Manny Sarmiento, R ERA: 3.38	(9, 1)	1.0		3	0	0	0	0	0	0	0	0	0	0	3	3	0.00	0.000

PITCHER	IP	WLS	BF	H	R	ER	SO	BB	IBB	HBP	BLK	WP	HR	S	P	ERA	WHIP

New York Mets @ Pittsburgh Pirates

Three Rivers Stadium, Pittsburgh, PA

Mon May 16 1983, 7:05 PM EDT

Att. 1,970 - Unknown

BOTTOM

Batter	1	2	3	4	5	6	7	8	9	AB	R	H	RBI	BB	SO	LOB
Lee Mazzilli, S (1, 8) OBP: 0.403, SLG: 0.431	E8		HR		BB, G4-6-3		BB, S, BB		4-3	3	1	2	1	2	0	0
Johnny Ray, S (1, 4) OBP: 0.316, SLG: 0.460	BB		4-3		G4-6-3		F8		1B	4	0	1	0	1	0	2
Dave Parker, L (1, 9) OBP: 0.264, SLG: 0.349	F6		F7			1B, SF9, 2B	K		F7	5	1	1	0	0	1	4
Jason Thompson, L (1, 3) OBP: 0.376, SLG: 0.425	F6		1B			2B, 1B, 1B	BB		F9	4	1	2	0	1	0	3
Richie Hebner, L (1, 5) OBP: 0.400, SLG: 0.310	F9		F8			SF9	BB			2	0	0	1	1	0	3
Mike Easler, L (1, 7) OBP: 0.368, SLG: 0.400		4-3		L6		1B, 2B	G3			4	1	1	0	0	0	3
Tony Peña, R (1, 2) OBP: 0.280, SLG: 0.327		F9		L9		1B		L9		4	0	1	2	0	0	0
Dale Berra, R (1, 6) OBP: 0.283, SLG: 0.340		2B		6-3		F2		F4		4	0	1	0	0	0	1
Jim Bibby, R (1, 1) Lee Tunnell, R (2, 1) Steve Nicosia, R (5, PH) OBP: 0.100, SLG: 0.100 Jim Winn, R (6, 1) Brian Harper, R (6, PH) OBP: 0.111, SLG: 0.471 Randy Niemann, L (7, 1) Gene Tenace, R (8, PH) OBP: 0.200, SLG: 0.077 Manny Sarmiento, R (9, 1)	6-3				F8	K		F3		0 1 1 0 0 1 0 1 0	0 0 0 0 0 0 0 0 0	0 0 0 0 0 1 0 0 0	0 0 0 0 0 1 0 0 0	0 0 0 0 0 0 0 0 0	0 0 0 0 0 1 0 0 0	0 1 0 0 0 1 0 0 0
Inning Stats	R: 0 E: 1 K: 0 S: 4 H: 1 LOB: 2 BB: 1 P: 8	R: 0 E: 0 K: 0 S: 4 H: 1 LOB: 1 BB: 0 P: 4	R: 1 E: 0 K: 0 S: 5 H: 2 LOB: 1 BB: 0 P: 5	R: 0 E: 0 K: 0 S: 3 H: 0 LOB: 0 BB: 0 P: 3	R: 0 E: 0 K: 0 S: 2 H: 0 LOB: 0 BB: 1 P: 6	R: 3 E: 0 K: 1 S: 9 H: 4 LOB: 1 BB: 0 P: 9	R: 0 E: 0 K: 1 S: 5 H: 0 LOB: 3 BB: 3 P: 17	R: 0 E: 0 K: 0 S: 3 H: 0 LOB: 0 BB: 0 P: 3	R: 0 E: 0 K: 0 S: 4 H: 1 LOB: 1 BB: 0 P: 4	1B: 5 2B: 3 3B: 0 HR: 1 SF: 1 SAC: 0 DP: 1 HBP: 0						

livebaseballscorecards.com

AB	34
R	4
H	9
RBI	4
BB	5
SO	2
LOB	18

WP: 0 PB: 0 SB: 1 CS: 0 PA: 40

PITCHER		IP	WLS	BF	H	R	ER	SO	BB	IBB	HBP	BLK	WP	HR	S	P	ERA	WHIP
Ed Lynch, R ERA: 4.23	(1, 1)	5.1	W	25	8	4	4	0	2	0	0	0	0	1	23	31	6.75	1.875
Craig Swan, R ERA: 5.0	(6, 1)	3.2	S	15	1	0	0	2	3	0	0	0	0	0	16	28	0.00	1.091

PITCHER	IP	WLS	BF	H	R	ER	SO	BB	IBB	HBP	BLK	WP	HR	S	P	ERA	WHIP

Batter	1	2	3	4	5	6	7	8	9	AB	R	H	RBI	BB	SO	LOB
Alan Wiggins, S (1, 8) OBP: 0.337, SLG: 0.297	F8		1-2 2B 1B		4-3		FC6-4 1-2 1B		1B 1-2 BB	4	0	2	0	1	0	0
Gene Richards, L (1, 7) OBP: 0.353, SLG: 0.452	4-3		1-H 2-H 2B		1B 3B		K		L9	5	1	2	1	0	1	4
Juan Bonilla, R (1, 4) OBP: 0.370, SLG: 0.423	L9			4-3	FC6-4 3-H 1B		FC6-4 1-2f 2-3		1-2 2-3 1B	5	0	2	1	0	0	2
Steve Garvey, R (1, 3) OBP: 0.366, SLG: 0.529		F8		HR	FC6-4 1-2f			1B 2B	F7	5	2	2	1	0	0	4
Terry Kennedy, L (1, 2) OBP: 0.382, SLG: 0.481		L4		K		G3		G5-4-3 2-H 1B		4	0	1	1	0	1	0
Sixto Lezcano, R (1, 9) OBP: 0.366, SLG: 0.353		F7		1B 1B		L8		F7		4	0	1	0	0	0	1
Garry Templeton, S (1, 6) OBP: 0.239, SLG: 0.328			K	1-2 1B		6-3		G5-4-3 1-2f		4	0	1	0	0	1	1
Tim Flannery, L (1, 5) OBP: 0.367, SLG: 0.483 Luis Salazar, R (7, PH) OBP: 0.319, SLG: 0.368 (7, 5)			K	F7			K		BB 1B BB	2 1	0 0	0 0	0 0	0 1	1 1	2 0
Tim Lollar, L (1, 1) OBP: 0.333, SLG: 0.200 Mike Couchee, R (5, 1) OBP: 0.500, SLG: 0.500 Gary Lucas, L (6, 1) Doug Gwosdz, R (7, PH) OBP: 0.375, SLG: 0.167 Elias Sosa, R (7, 1) Mark Thurmond, L (8, 1) Kurt Bevacqua, R (9, PH) OBP: 0.452, SLG: 0.400			1B 2B BB		4-3		FC6-4 1B BB		L8	1 0 0 0 0 0 1	1 0 0 0 0 0 0	0 0 0 0 0 0 0	0 0 0 1 0 0 0	1 0 0 0 0 0 0	0 0 0 0 0 0 0	0 0 0 0 0 0 1
Inning Stats	R: 0 E: 0 K: 0 S: 3 H: 0 LOB: 0 BB: 0 P: 3	R: 0 E: 0 K: 0 S: 3 H: 0 LOB: 0 BB: 0 P: 3	R: 1 E: 0 K: 2 S: 8 H: 2 LOB: 2 BB: 1 P: 12	R: 1 E: 0 K: 1 S: 8 H: 3 LOB: 2 BB: 0 P: 8	R: 1 E: 0 K: 0 S: 5 H: 2 LOB: 1 BB: 0 P: 5	R: 0 E: 0 K: 0 S: 3 H: 0 LOB: 0 BB: 0 P: 3	R: 0 E: 0 K: 2 S: 8 H: 1 LOB: 2 BB: 1 P: 12	R: 1 E: 0 K: 0 S: 4 H: 2 LOB: 0 BB: 0 P: 4	R: 0 E: 0 K: 0 S: 4 H: 1 LOB: 3 BB: 2 P: 12	1B: 7 2B: 2 3B: 1 HR: 1 SF: 0 SAC: 0 DP: 1 HBP: 0						

TOP

San Diego Padres @ New York Mets

Shea Stadium, Flushing, NY

Tue May 17 1983, 7:05 PM EDT

Att. 7,550 - Unknown

livebaseballscorecards.com

AB	36
R	4
H	11
RBI	4
BB	4
SO	5
LOB	15

WP: 0 PB: 0 SB: 0 CS: 0 PA: 40

PITCHER		IP	WLS	BF	H	R	ER	SO	BB	IBB	HBP	BLK	WP	HR	S	P	ERA	WHIP
Tom Seaver, R ERA: 2.37	(1, 1)	6.0	W	25	7	3	3	3	1	0	0	0	0	1	30	34	4.50	1.333
Jesse Orosco, L ERA: 0.78	(7, 1)	2.2		13	3	1	1	2	3	0	0	0	0	0	14	26	3.38	2.250
Doug Sisk, R ERA: 3.6	(9, 1)	0.1	S	2	1	0	0	0	0	0	0	0	0	0	2	2	0.00	3.000

PITCHER	IP	WLS	BF	H	R	ER	SO	BB	IBB	HBP	BLK	WP	HR	S	P	ERA	WHIP

San Diego Padres @ New York Mets

Shea Stadium, Flushing, NY

Tue May 17 1983, 7:05 PM EDT

Att. 7,550 - Unknown

BOTTOM

Batter	1	2	3	4	5	6	7	8	9	AB	R	H	RBI	BB	SO	LOB
Mookie Wilson, S (1, 8) OBP: 0.311, SLG: 0.378	6-3	1-3			K		SF8 1B			4	1	1	0	0	1	1
Hubie Brooks, R (1, 5) OBP: 0.320, SLG: 0.419	2B 1B 1B	3B			1-3 HR 2B		E5 1-2			4	2	3	0	0	0	1
Darryl Strawberry, L (1, 9) OBP: 0.250, SLG: 0.424	1B 1-3 BB 2B		F9		2-H 3-H HR		K 1-2 2-3			4	2	2	3	0	1	2
George Foster, R (1, 7) OBP: 0.320, SLG: 0.442	K2-3		K		1-3		SF8 3-H			3	0	0	1	0	2	2
Dave Kingman, R (1, 3) OBP: 0.245, SLG: 0.392	BB 1B BB		K		F7		K			3	0	0	0	1	2	1
Mike Jorgensen, L (8, 3) OBP: 0.438, SLG: 0.615										0	0	0	0	0	0	0
Brian Giles, R (1, 4) OBP: 0.342, SLG: 0.317	BB 1-2 2-3 3-H 1B			K		S BB	6-3 S CS BB			2	0	1	1	2	1	0
Ron Hodges, L (1, 2) OBP: 0.345, SLG: 0.254	1-2 2-3 3-H BB			K		F8 1-2	6-3 1-3			3	0	0	1	1	1	2
José Oquendo, S (1, 6) OBP: 0.368, SLG: 0.258	F9			F8		K	CS HBP			3	0	0	0	0	1	4
Tom Seaver, R (1, 1) OBP: 0.235, SLG: 0.438		5-3			2B HR 1B	4-3	5-3 1-2 3-H			2	1	1	0	0	0	0
Rusty Staub, L (6, PH) OBP: 0.400, SLG: 0.310										1	0	0	0	0	0	1
Jesse Orosco, R (7, 1) OBP: 0.250, SLG: 0.250										1	0	0	0	0	0	2
Doug Sisk, R (9, 1)										0	0	0	0	0	0	0
Inning Stats	R: 2 E: 0 K: 1 S: 8 H: 3 LOB: 3 BB: 2 P: 16	R: 0 E: 0 K: 0 S: 3 H: 1 LOB: 1 BB: 0 P: 3	R: 0 E: 0 K: 2 S: 7 H: 0 LOB: 0 BB: 0 P: 7	R: 0 E: 0 K: 2 S: 7 H: 0 LOB: 0 BB: 0 P: 7	R: 3 E: 0 K: 1 S: 8 H: 3 LOB: 0 BB: 0 P: 8	R: 0 E: 0 K: 1 S: 5 H: 0 LOB: 1 BB: 1 P: 9	R: 1 E: 1 K: 2 S: 9 H: 1 LOB: 1 BB: 0 P: 9	R: 0 E: 0 K: 0 S: 2 H: 0 LOB: 1 BB: 1 P: 7		1B: 4 2B: 2 3B: 1 HR: 1 SF: 1 SAC: 0 DP: 0 HBP: 1						

WP: 0 PB: 0 SB: 5 CS: 2 PA: 36

	AB	30
	R	6
	H	8
	RBI	6
	BB	4
	SO	9
	LOB	16

livebaseballscorecards.com

PITCHER		IP	WLS	BF	H	R	ER	SO	BB	IBB	HBP	BLK	WP	HR	S	P	ERA	WHIP
Tim Lollar, L ERA: 6.44	(1, 1)	4.1	L	21	7	5	5	6	2	0	0	0	0	1	31	39	10.38	2.077
Mike Couchee, R ERA: 5.14	(5, 1)	1.1		5	0	0	0	1	1	0	0	0	0	0	6	10	0.00	0.750
Gary Lucas, L ERA: 4.76	(6, 1)	0.1		1	0	0	0	0	0	0	0	0	0	0	1	1	0.00	0.000
Elias Sosa, R ERA: 6.35	(7, 1)	1.0		6	1	1	0	2	1	0	0	0	0	0	9	13	0.00	2.000
Mark Thurmond, L ERA:	(8, 1)	1.0		3	0	0	0	0	0	0	1	0	0	0	2	3	0.00	0.000

PITCHER	IP	WLS	BF	H	R	ER	SO	BB	IBB	HBP	BLK	WP	HR	S	P	ERA	WHIP

San Diego Padres @ New York Mets

Shea Stadium, Flushing, NY

Wed May 18 1983, 7:05 PM EDT

Att. 7,580 - Unknown

TOP

livebaseballscorecards.com

Batter	1	2	3	4	5	6	7	8	9	AB	R	H	RBI	BB	SO	LOB
Alan Wiggins, S (1, 8) OBP: 0.326, SLG: 0.286	6-3		1-3			1-3		SH1-4 1-2		3	0	0	0	0	0	0
Gene Richards, L (1, 7) OBP: 0.368, SLG: 0.479	4-3 2B		BBBB E S BB			6-3		2-3 2B		3	0	2	0	1	0	0
Juan Bonilla, R (1, 4) OBP: 0.361, SLG: 0.412	4-3 2-3		4-3 1-3			6-3		1-3		4	0	0	0	0	0	4
Steve Garvey, R (1, 3) OBP: 0.363, SLG: 0.529	5-3			L1			4-3 2B	5-3		4	0	1	0	0	0	3
Terry Kennedy, L (1, 2) OBP: 0.378, SLG: 0.474 Luis Salazar, R (9, PR) OBP: 0.319, SLG: 0.368		SSS K		F8			4-3 2-3		1B 1B	4 0	0 0	1 0	0 0	0 0	1 0	1 0
Sixto Lezcano, R (1, 9) OBP: 0.363, SLG: 0.350		FC4-6 1B		SSS K			F4		F9	4	0	1	0	0	1	2
Garry Templeton, S (1, 6) OBP: 0.225, SLG: 0.309		FC4-6 1-2f			3-1		1-3		L8	4	0	0	0	0	0	3
Tim Flannery, L (1, 5) OBP: 0.375, SLG: 0.532		F8			3-1			HR	1-3 1B	4	1	2	1	0	0	1
Dave Dravecky, R (1, 1) OBP: 0.115, SLG: 0.080 Jerry Turner, L (9, PH) OBP: 0.167, SLG: 0.091			SSS K		F8			BBBB 2B SH1-4 BB		2 1	0 0	0 0	0 0	1 0	1 0	0 2
Inning Stats	R: 0 E: 0 K: 0 S: 4 H: 1 LOB: 1 BB: 0 P: 4	R: 0 E: 0 K: 1 S: 6 H: 1 LOB: 1 BB: 0 P: 6	R: 0 E: 0 K: 1 S: 5 H: 0 LOB: 1 BB: 1 P: 9	R: 0 E: 0 K: 1 S: 5 H: 0 LOB: 0 BB: 0 P: 5	R: 0 E: 0 K: 0 S: 3 H: 0 LOB: 0 BB: 0 P: 3	R: 0 E: 0 K: 0 S: 3 H: 0 LOB: 0 BB: 0 P: 3	R: 0 E: 0 K: 0 S: 4 H: 1 LOB: 1 BB: 0 P: 4	R: 1 E: 0 K: 0 S: 5 H: 2 LOB: 2 BB: 1 P: 9	R: 0 E: 0 K: 0 S: 5 H: 2 LOB: 2 BB: 0 P: 5	1B: 3 2B: 3 3B: 0 HR: 1 SF: 0 SAC: 1 DP: 0 HBP: 0						

AB	33
R	1
H	7
RBI	1
BB	2
SO	3
LOB	16

WP: 0 PB: 0 SB: 1 CS: 0 PA: 36

PITCHER		IP	WLS	BF	H	R	ER	SO	BB	IBB	HBP	BLK	WP	HR	S	P	ERA	WHIP
Mike Torrez, R ERA: 4.8	(1, 1)	8.0	W	32	6	1	1	3	2	0	0	0	0	1	36	44	1.12	1.000
Doug Sisk, R ERA: 3.43	(9, 1)	1.0	S	4	1	0	0	0	0	0	0	0	0	0	4	4	0.00	1.000

PITCHER	IP	WLS	BF	H	R	ER	SO	BB	IBB	HBP	BLK	WP	HR	S	P	ERA	WHIP

Batter	1	2	3	4	5	6	7	8	9	AB	R	H	RBI	BB	SO	LOB
Mookie Wilson, S (1, 8) OBP: 0.316, SLG: 0.388	4-3			6-3 1B 2B		6-3		SH3-4 1B		4	2	2	0	0	0	0
Hubie Brooks, R (1, 5) OBP: 0.312, SLG: 0.408	5-3			6-3 2-3		6-3		SH3-4 1-2		3	0	0	0	0	0	1
Darryl Strawberry, L (1, 9) OBP: 0.275, SLG: 0.432	K			F6		BB 1B 1B		CS 1B 2-H		4	0	2	1	0	1	1
George Foster, R (1, 7) OBP: 0.326, SLG: 0.444		4-3		1B 3-H		BB 1-2		6-3 1-2		4	0	2	1	0	0	1
Dave Kingman, R (1, 3) OBP: 0.248, SLG: 0.385 Mike Jorgensen, L (9, 3) OBP: 0.438, SLG: 0.615		F4		K		BB 1-2 2-3				2 0	0 0	0 0	0 0	1 0	1 0	1 0
Brian Giles, R (1, 4) OBP: 0.342, SLG: 0.311		1-3			G5-4-3 BB	F7				2	0	0	0	1	0	3
Ronn Reynolds, R (1, 2) OBP: 0.147, SLG: 0.067			6-3		G5-4-3 1-2f		B1-6-4 BB			2	0	0	0	1	0	1
José Oquendo, S (1, 6) OBP: 0.366, SLG: 0.242			K		BB		F7			2	0	0	0	1	1	1
Mike Torrez, R (1, 1) OBP: 0.133, SLG: 0.133 Doug Sisk, R (9, 1)			F3		6-3		B1-6-4 1-2f			3 0	0 0	0 0	0 0	0 0	0 0	2 0
Inning Stats	R: 0 E: 0 K: 1 S: 5 H: 0 LOB: 0 BB: 0 P: 5	R: 0 E: 0 K: 0 S: 3 H: 0 LOB: 0 BB: 0 P: 3	R: 0 E: 0 K: 1 S: 5 H: 0 LOB: 0 BB: 0 P: 5	R: 1 E: 0 K: 1 S: 7 H: 2 LOB: 1 BB: 0 P: 7	R: 0 E: 0 K: 0 S: 2 H: 0 LOB: 1 BB: 2 P: 10	R: 0 E: 0 K: 0 S: 5 H: 2 LOB: 3 BB: 1 P: 9	R: 0 E: 0 K: 0 S: 2 H: 0 LOB: 0 BB: 1 P: 6	R: 1 E: 0 K: 0 S: 4 H: 2 LOB: 0 BB: 0 P: 4		1B: 5 2B: 1 3B: 0 HR: 0	SF: 0 SAC: 1 DP: 2 HBP: 0					

PITCHER	IP	WLS	BF	H	R	ER	SO	BB	IBB	HBP	BLK	WP	HR	S	P	ERA	WHIP
Dave Dravecky, L (1, 1) ERA: 2.96	8.0	L	31	6	2	2	3	4	0	0	0	0	0	33	49	2.25	1.250

PITCHER	IP	WLS	BF	H	R	ER	SO	BB	IBB	HBP	BLK	WP	HR	S	P	ERA	WHIP

BOTTOM

San Diego Padres @ New York Mets

Shea Stadium, Flushing, NY

Wed May 18 1983, 7:05 PM EDT

Att. 7,580 - Unknown

livebaseballscorecards.com

AB	26
R	2
H	6
RBI	2
BB	4
SO	3
LOB	11

WP: 0 PA: 31
PB: 0
SB: 0
CS: 1

Batter	1	2	3	4	5	6	7	8	9	AB	R	H	RBI	BB	SO	LOB
Alan Wiggins, S (1, 8) (9, 7) OBP: 0.322, SLG: 0.275	BBBB 4-0 L4-6 S BB		x 0-0 ① 4-3			x 0-0 ① 4-3		SSS 0-3 K ②		3	0	0	0	1	1	1
Juan Bonilla, R (1, 4) OBP: 0.359, SLG: 0.404	x 0-0 ①② L4-6 1-3		x 0-0 ② L9			BBBB 4-0 G6-4-3 BB		x 0-0 ③ 6-3		3	0	0	0	1	0	2
Gene Richards, L (1, 7) OBP: 0.364, SLG: 0.465 Ruppert Jones, L (9, 8) OBP: 0.250, SLG: 0.315	BBBB 4-0 1B E BB		x 0-0 ③ 3-1			x 0-0 ②③ G6-4-3 1-2f			x 0-0 E4 FC4-6 BB FC4-6	3 0	2 0	0 0	0 0	1 0	0 0	1 0
Steve Garvey, R (1, 3) OBP: 0.373, SLG: 0.531	x 0-0 E 1-3 1B			x 0-0 ① F2			x 0-0 1B		BBBB 4-0 FC4-6 1-2 BB	3	0	2	0	1	0	0
Terry Kennedy, L (1, 2) OBP: 0.368, SLG: 0.460	SSS 0-3 ③ K 1-2 3-H			x 0-0 ② F9			x 0-0 ① F5		x 0-0 ① FC4-6 FC4-6 1-2f 2-3	4	0	0	0	0	1	4
Sixto Lezcano, R (1, 9) OBP: 0.360, SLG: 0.354 Joe Lefebvre, L (9, PR) OBP: 0.333, SLG: 0.263 (9, 9)		x 0-0 4-3 SF8 2B		x 0-0 ③ F8			x 0-0 ② F8		x 0-0 ② FC4-6 FC4-6 1B 1-2f 3-H	4 0	1 0	1 0	1 0	0 0	0 0	2 0
Garry Templeton, S (1, 6) OBP: 0.227, SLG: 0.306		x 0-0 ① 4-3 2-3			x 0-0 ① 6-3		x 0-0 ③ F4		x 0-0 FC4-6 1-2 1B	4	0	1	0	0	0	2
Tim Flannery, L (1, 5) OBP: 0.368, SLG: 0.523		x 0-0 ② SF8 3-H			x 0-0 ② F9			x 0-0 SH2-4 1B	x 0-0 ③ FC4-6 1-2f 2-3	3	0	1	1	0	0	2
Eric Show, R (1, 1) OBP: 0.263, SLG: 0.316 Luis DeLeon, R (7, 1) OBP: 0.333, SLG: 0.333		x 0-0 ③ 4-3			SSS 0-3 ③ K			x 0-0 ① SH2-4 1-2		2 0	0 0	0 0	0 0	0 0	1 0	0 0
Inning Stats	R: 1 E: 1 K: 1 S: 5 H: 1 LOB: 1 BB: 2 P: 13	R: 1 E: 0 K: 0 S: 4 H: 1 LOB: 0 BB: 0 P: 4	R: 0 E: 0 K: 0 S: 3 H: 0 LOB: 0 BB: 0 P: 3	R: 0 E: 0 K: 0 S: 3 H: 0 LOB: 0 BB: 0 P: 3	R: 0 E: 0 K: 1 S: 5 H: 0 LOB: 0 BB: 0 P: 5	R: 0 E: 0 K: 0 S: 2 H: 0 LOB: 0 BB: 1 P: 6	R: 0 E: 0 K: 0 S: 4 H: 1 LOB: 1 BB: 0 P: 4	R: 0 E: 0 K: 1 S: 6 H: 1 LOB: 1 BB: 0 P: 6	R: 1 E: 1 K: 0 S: 5 H: 1 LOB: 2 BB: 1 P: 9	1B: 4 2B: 2 3B: 0 HR: 0 SF: 1 SAC: 1 DP: 2 HBP: 0							

TOP

San Diego Padres @ New York Mets

Shea Stadium, Flushing, NY

Thu May 19 1983, 7:05 PM EDT

Att. 7,034 - Unknown

livebaseballscorecards.com

AB	29
R	3
H	5
RBI	2
BB	4
SO	3
LOB	14

WP: 0 PB: 0 SB: 1 CS: 0 PA: 35

PITCHER		IP	WLS	BF	H	R	ER	SO	BB	IBB	HBP	BLK	WP	HR	S	P	ERA	WHIP
Scott Holman, R ERA: 4.44	(1, 1)	4.0	L	15	2	2	1	1	2	0	0	0	0	0	15	23	2.25	1.000
Carlos Diaz, L ERA: 3.44	(5, 1)	2.0		6	0	0	0	1	1	0	0	0	0	0	7	11	0.00	0.500
Jesse Orosco, L ERA: 0.72	(7, 1)	2.0		8	2	0	0	1	0	0	0	0	0	0	10	10	0.00	1.000
Doug Sisk, R ERA: 3.27	(9, 1)	1.0		6	1	1	0	0	1	0	0	0	0	0	5	9	0.00	2.000

PITCHER	IP	WLS	BF	H	R	ER	SO	BB	IBB	HBP	BLK	WP	HR	S	P	ERA	WHIP

BOTTOM

San Diego Padres @ New York Mets

Shea Stadium, Flushing, NY

Thu May 19 1983, 7:05 PM EDT

Att. 7,034 - Unknown

Batter	1	2	3	4	5	6	7	8	9	AB	R	H	RBI	BB	SO	LOB
Mookie Wilson, S (1, 8) OBP: 0.312, SLG: 0.382	L6		4-3		4-3		S, 1B		4-3	5	0	1	0	0	0	0
Hubie Brooks, R (1, 5) OBP: 0.315, SLG: 0.403	1B		6-3		G4-6-3, BB		K, 1-2		K	4	0	1	0	1	2	1
Darryl Strawberry, L (1, 9) OBP: 0.267, SLG: 0.476	K		F7		G4-6-3, 1-2f		K		HR	5	1	1	1	0	2	3
George Foster, R (1, 7) OBP: 0.328, SLG: 0.443	5-3			SH3, BB, 1B		1B, 1B	6-3		5-3	5	0	2	0	0	0	2
Danny Heep, L (1, 3) OBP: 0.380, SLG: 0.487		E6, E		1-2, SH3, BB		1-3, HBP, 1B		1B, SF8, BB		2	1	1	0	2	0	0
Ron Hodges, L (1, 2) OBP: 0.356, SLG: 0.260		L9		1-2, 2-3, SH3		1-2, HBP		1-3, 1B		2	0	1	0	0	0	1
Brian Giles, R (1, 4) OBP: 0.331, SLG: 0.300		E1, 1-2		F2		F6		K		4	0	0	0	0	1	8
José Oquendo, S (1, 6) OBP: 0.357, SLG: 0.235		F8		BB		F9		SF8, 3-H		1	0	0	0	0	0	2
Rusty Staub, L (4, PH) OBP: 0.417, SLG: 0.310										0	0	0	0	1	0	0
Bob Bailor, R (4, PR) OBP: 0.250, SLG: 0.286										1	0	0	1	0	0	3
(5, 6)																
Scott Holman, R (1, 1) OBP: 0.333, SLG: 0.333										1	0	0	0	0	0	2
Mike Jorgensen, L (4, PH) OBP: 0.412, SLG: 0.571										1	0	0	0	0	0	3
Carlos Diaz, R (5, 1)										0	0	0	0	0	0	0
Mark Bradley, R (6, PH) OBP: 0.320, SLG: 0.238										1	0	0	0	0	0	3
Jesse Orosco, R (7, 1) OBP: 0.250, SLG: 0.250										0	0	0	0	0	0	0
Dave Kingman, R (8, PH) OBP: 0.246, SLG: 0.381										1	0	0	0	0	1	1
Doug Sisk, R (9, 1)										0	0	0	0	0	0	0
Inning Stats	R: 0 E: 0 K: 1 S: 6 H: 1 LOB: 1 BB: 0 P: 6	R: 0 E: 2 K: 0 S: 5 H: 0 LOB: 2 BB: 0 P: 5	R: 0 E: 0 K: 0 S: 3 H: 0 LOB: 0 BB: 0 P: 3	R: 0 E: 0 K: 0 S: 4 H: 1 LOB: 3 BB: 2 P: 12	R: 0 E: 0 K: 0 S: 2 H: 0 LOB: 0 BB: 1 P: 6	R: 0 E: 0 K: 0 S: 5 H: 2 LOB: 3 BB: 0 P: 6	R: 0 E: 0 K: 2 S: 8 H: 1 LOB: 1 BB: 0 P: 8	R: 1 E: 0 K: 2 S: 8 H: 1 LOB: 1 BB: 1 P: 12	R: 1 E: 0 K: 1 S: 6 H: 1 LOB: 0 BB: 0 P: 6	1B: 6 2B: 0 3B: 0 HR: 1	SF: 1 SAC: 1 DP: 1 HBP: 1		WP: 0 PB: 0 SB: 1 CS: 0	PA: 40			

livebaseballscorecards.com

	AB	33
	R	2
	H	7
	RBI	2
	BB	4
	SO	6
	LOB	29

PITCHER		IP	WLS	BF	H	R	ER	SO	BB	IBB	HBP	BLK	WP	HR	S	P	ERA	WHIP
Eric Show, R ERA: 2.62	(1, 1)	6.0	W	28	5	0	0	1	3	0	1	0	0	0	26	39	0.00	1.333
Luis DeLeon, R ERA: 2.1	(7, 1)	3.0	S	12	2	2	2	5	1	0	0	0	0	1	21	25	6.00	1.000

PITCHER	IP	WLS	BF	H	R	ER	SO	BB	IBB	HBP	BLK	WP	HR	S	P	ERA	WHIP

Batter	1	2	3	4	5	6	7	8	9	AB	R	H	RBI	BB	SO	LOB
Steve Sax, R (1, 4) OBP: 0.370, SLG: 0.401	x 0-0 CS 1B		x 0-0 ③ 6-3			S S S 0-3 ① K		S S S 0-3 ② K		4	0	1	0	0	2	2
Ken Landreaux, L (1, 8) OBP: 0.303, SLG: 0.446	B B B B 4-0 ① S 1-2 BB			x 0-0 S 1B		x 0-0 ② F6		x 0-0 ③ F5		3	0	1	0	1	0	2
Dusty Baker Jr., R (1, 7) OBP: 0.320, SLG: 0.404	S S S 0-3 ② K 1-2			x 0-0 ① L7 1-2		S S S 0-3 ③ K			B B B B 4-0 WP BB	3	0	0	0	1	2	2
Pedro Guerrero, R (1, 5) OBP: 0.385, SLG: 0.578	x 0-0 ③ 6-3			x 0-0 ② F4			x 0-0 G3-6-3 1B		x 0-0 ① F4 1-2	4	0	1	0	0	0	3
Greg Brock, L (1, 3) OBP: 0.401, SLG: 0.573		x 0-0 CS 1B		S S S 0-3 ③ K			x 0-0 ①② G3-6-3 1-2f		x 0-0 ② F4	4	0	1	0	0	1	3
Ron Roenicke, S (1, 9) OBP: 0.258, SLG: 0.259		x 0-0 ①② F5 1-2			x 0-0 ① G3		x 0-0 ③ F5		x 0-0 ③ 4-3	4	0	0	0	0	0	2
Steve Yeager, R (1, 2) OBP: 0.263, SLG: 0.378		x 0-0 ③ F8			S S S 0-3 ② K			x 0-0 ① F6		3	0	0	0	0	1	0
Bill Russell, R (1, 6) OBP: 0.330, SLG: 0.244			x 0-0 ① 6-3		x 0-0 1B			B B B B 4-0 1B BB		2	0	1	0	1	0	0
Jerry Reuss, L (1, 1) OBP: 0.208, SLG: 0.217 Rick Monday, L (8, PH) OBP: 0.333, SLG: 0.111 Tom Niedenfuer, R (8, 1)			x 0-0 ② 5-3		S S S 0-3 ③ K			x 0-0 1-3 1B		2 1 0	0 0 0	0 1 0	0 0 0	0 0 0	1 0 0	1 0 0
Inning Stats	R: 0 H: 1 E: 0 LOB: 1 K: 1 BB: 1 S: 5 P: 9	R: 0 H: 1 E: 0 LOB: 0 K: 0 BB: 0 S: 3 P: 3	R: 0 H: 0 E: 0 LOB: 0 K: 0 BB: 0 S: 3 P: 3	R: 0 H: 1 E: 0 LOB: 1 K: 1 BB: 0 S: 6 P: 6	R: 0 H: 1 E: 0 LOB: 1 K: 2 BB: 0 S: 8 P: 8	R: 0 H: 0 E: 0 LOB: 0 K: 2 BB: 0 S: 7 P: 7	R: 0 H: 1 E: 0 LOB: 0 K: 0 BB: 0 S: 3 P: 3	R: 0 H: 1 E: 0 LOB: 2 K: 1 BB: 1 S: 6 P: 10	R: 0 H: 0 E: 0 LOB: 1 K: 0 BB: 1 S: 3 P: 7	1B: 6 SF: 0 2B: 0 SAC: 0 3B: 0 DP: 1 HR: 0 HBP: 0						WP: 1 PA: 33 PB: 0 SB: 2 CS: 2

PITCHER		IP	WLS	BF	H	R	ER	SO	BB	IBB	HBP	BLK	WP	HR	S	P	ERA	WHIP
Neil Allen, R ERA: 3.82	(1, 1)	9.0	W	33	6	0	0	7	3	0	0	0	1	0	44	56	0.00	1.000

PITCHER	IP	WLS	BF	H	R	ER	SO	BB	IBB	HBP	BLK	WP	HR	S	P	ERA	WHIP

TOP

Los Angeles Dodgers @ New York Mets

Shea Stadium, Flushing, NY

Fri May 20 1983, 7:05 PM EDT

Att. 16,630 - Unknown

livebaseballscorecards.com

AB	30
R	0
H	6
RBI	0
BB	3
SO	7
LOB	15

BOTTOM

Batter	1	2	3	4	5	6	7	8	9	AB	R	H	RBI	BB	SO	LOB
Mookie Wilson, S (1, 8) OBP: 0.311, SLG: 0.378	S S S 0-3 K ①		x 0-0 F9 ②		x 0-0 E 1B 2-H 1B		x 0-0 F9 ② 2-3			4	1	1	1	0	1	4
Hubie Brooks, R (1, 5) OBP: 0.321, SLG: 0.406	x 0-0 F8 ②		x 0-0 1-2 3-H 1B		x 0-0 1-H 1B		x 0-0 F7 ③ 1-2 3-H			4	0	2	2	0	0	1
Darryl Strawberry, L (1, 9) OBP: 0.245, SLG: 0.435	S S S 0-3 K ③		S S S 0-3 K2-3 ③		S S S 0-3 K ③			x 0-0 F5 ①		4	0	0	0	0	3	3
George Foster, R (1, 7) OBP: 0.319, SLG: 0.429 Mark Bradley, R (9, 7) OBP: 0.320, SLG: 0.238		x 0-0 G3 ①		x 0-0 L8 ①		x 0-0 F8 ①		x 0-0 3-1 ②		4 0	0 0	0 0	0 0	0 0	0 0	0 0
Dave Kingman, R (1, 3) OBP: 0.237, SLG: 0.367 Mike Jorgensen, L (9, 3) OBP: 0.412, SLG: 0.571		x 0-0 6-3 ②		x 0-0 5-3 ②		S S S 0-3 K ②		x 0-0 F2 ③		4 0	0 0	0 0	0 0	0 0	1 0	0 0
Brian Giles, R (1, 4) OBP: 0.331, SLG: 0.301		x 0-0 5-3 ③		x 0-0 CS 1B		x 0-0 6-3 ③				3	0	1	0	0	0	0
Ronn Reynolds, R (1, 2) OBP: 0.216, SLG: 0.182			x 0-0 E 4-3 1B 1B	0-0 CS ③ 1-2	x 0-0 1B 2B		x 0-0 FC1-6 1B 1B			3	2	3	0	0	0	0
José Oquendo, S (1, 6) OBP: 0.356, SLG: 0.243			x 0-0 4-3 ① 1-2		S S S 0-3 K ①		x 0-0 F9 FC1-6 1-2 WP 1B			3	1	1	0	0	1	2
Neil Allen, R (1, 1)			x 0-0 E1 1B 2-3		x 0-0 5-3 ②		x 0-0 FC1-6 ① WP 1-2 2-3f			3	0	0	0	0	0	4
Inning Stats	R: 0 H: 0 E: 0 LOB: 0 K: 2 BB: 0 S: 7 P: 7	R: 0 H: 0 E: 0 LOB: 0 K: 0 BB: 0 S: 3 P: 3	R: 1 H: 2 E: 1 LOB: 2 K: 1 BB: 0 S: 8 P: 8	R: 0 H: 1 E: 0 LOB: 0 K: 0 BB: 0 S: 3 P: 3	R: 2 H: 3 E: 1 LOB: 1 K: 2 BB: 0 S: 10 P: 10	R: 0 H: 0 E: 0 LOB: 0 K: 1 BB: 0 S: 5 P: 5	R: 1 H: 2 E: 0 LOB: 1 K: 0 BB: 0 S: 5 P: 5	R: 0 H: 0 E: 0 LOB: 0 K: 0 BB: 0 S: 3 P: 3		1B: 7 SF: 0 2B: 1 SAC: 0 3B: 0 DP: 0 HR: 0 HBP: 0						

PITCHER		IP	WLS	BF	H	R	ER	SO	BB	IBB	HBP	BLK	WP	HR	S	P	ERA	WHIP
Jerry Reuss, L ERA: 3.02	(1, 1)	7.0	L	29	8	4	2	6	0	0	0	0	1	0	41	41	2.57	1.143
Tom Niedenfuer, R ERA: 2.08	(8, 1)	1.0		3	0	0	0	0	0	0	0	0	0	0	3	3	0.00	0.000

PITCHER	IP	WLS	BF	H	R	ER	SO	BB	IBB	HBP	BLK	WP	HR	S	P	ERA	WHIP

Los Angeles Dodgers @ New York Mets

Shea Stadium, Flushing, NY

Fri May 20 1983, 7:05 PM EDT

Att. 16,630 - Unknown

livebaseballscorecards.com

AB	32
R	4
H	8
RBI	3
BB	0
SO	6
LOB	14

1B: 7 SF: 0
2B: 1 SAC: 0
3B: 0 DP: 0
HR: 0 HBP: 0

WP: 1 PA: 33
PB: 0
SB: 0
CS: 1

Batter	1	2	3	4	5	6	7	8	9	AB	R	H	RBI	BB	SO	LOB
Steve Sax, R (1, 4) OBP: 0.361, SLG: 0.390	S S S 0-3 ① K	x 0-0 ③ F9			x 0-0 ① SH1 1-2		S S S 0-3 ② K		x 0-0 ①② G4-3 1-2f	4	0	0	0	0	2	2
Ken Landreaux, L (1, 8) OBP: 0.306, SLG: 0.444	x 0-0 ② 4-3	x 0-0 ① F8			x 0-0 ② F8		x 0-0 E S 1B		x 0-0 S 1B	5	0	2	0	0	0	1
Dusty Baker Jr., R (1, 7) OBP: 0.316, SLG: 0.397	x 0-0 1B	x 0-0 ② L7			S S S 0-3 ③ K 2-3		x 0-0 ③ 5-3 1-3		x 0-0 ③ F8 1-2	5	0	1	0	0	1	3
Pedro Guerrero, R (1, 5) OBP: 0.388, SLG: 0.576	S S S 0-3 ③ K		S S S 0-3 ③ K			x 0-0 FC4-6 1B		x 0-0 3-1 S SF9 1B		4	1	2	0	0	2	1
Greg Brock, L (1, 3) OBP: 0.397, SLG: 0.559		B B B B 4-0 HR BB		x 0-0 ① F9		x 0-0 ① FC4-6 FC6-4 BB 1-2f		x 0-0 ① 3-1 1-3		3	1	0	0	1	0	2
Mike Marshall, R (1, 9) OBP: 0.333, SLG: 0.429 Ron Roenicke, S (8, 9) OBP: 0.258, SLG: 0.259		x 0-0 1-H HR		x 0-0 ② F7		x 0-0 ② F9		x 0-0 ② SF9 3-H		3 0	1 0	1 0	3 0	0 0	0 0	1 0
Steve Yeager, R (1, 2) OBP: 0.282, SLG: 0.452		x 0-0 ① 6-3		x 0-0 HR		B B B B 4-0 FC6-4 1-2 BB		x 0-0 HR		3	2	2	2	1	0	0
Bill Russell, R (1, 6) OBP: 0.327, SLG: 0.244		x 0-0 SH2-4 1B		S S S 0-3 ③ K		x 0-0 ③ FC6-4 1-2f 2-3		x 0-0 ③ F9		4	0	1	0	0	1	2
Bob Welch, R (1, 1) OBP: 0.188, SLG: 0.250		x 0-0 ② SH2-4 1-2			x 0-0 WP SH1 1B		x 0-0 ① 5-3		x 0-0 G4-3 1B	3	0	2	0	0	0	0
Inning Stats	R: 0 E: 0 K: 2 S: 8 H: 1 LOB: 1 BB: 0 P: 8	R: 2 E: 0 K: 0 S: 5 H: 2 LOB: 1 BB: 1 P: 9	R: 0 E: 0 K: 1 S: 5 H: 0 LOB: 0 BB: 0 P: 5	R: 1 E: 0 K: 1 S: 6 H: 1 LOB: 0 BB: 0 P: 6	R: 0 E: 0 K: 1 S: 6 H: 1 LOB: 1 BB: 0 P: 6	R: 0 E: 0 K: 0 S: 4 H: 1 LOB: 2 BB: 1 P: 8	R: 0 E: 0 K: 1 S: 6 H: 1 LOB: 1 BB: 0 P: 6	R: 2 E: 0 K: 0 S: 5 H: 2 LOB: 0 BB: 0 P: 5	R: 0 E: 0 K: 0 S: 4 H: 2 LOB: 1 BB: 0 P: 4	1B: 8 2B: 0 3B: 0 HR: 3	SF: 1 SAC: 2 DP: 1 HBP: 0						

PITCHER		IP	WLS	BF	H	R	ER	SO	BB	IBB	HBP	BLK	WP	HR	S	P	ERA	WHIP
Tom Seaver, R ERA: 2.77	(1, 1)	8.0	L	35	9	5	5	6	2	0	0	0	1	3	45	53	5.62	1.375
Craig Swan, R ERA: 4.82	(9, 1)	1.0		4	2	0	0	0	0	0	0	0	0	0	4	4	0.00	2.000

PITCHER	IP	WLS	BF	H	R	ER	SO	BB	IBB	HBP	BLK	WP	HR	S	P	ERA	WHIP

TOP

Los Angeles Dodgers @ New York Mets

Shea Stadium, Flushing, NY

Sun May 22 1983, 3:33 AM EDT

Att. 45,252 - Unknown

livebaseballscorecards.com

AB	34
R	5
H	11
RBI	5
BB	2
SO	6
LOB	12

1B: 8	SF: 1	WP: 1	PA: 39
2B: 0	SAC: 2	PB: 0	
3B: 0	DP: 1	SB: 3	
HR: 3	HBP: 0	CS: 0	

Batter	1	2	3	4	5	6	7	8	9	AB	R	H	RBI	BB	SO	LOB
Mookie Wilson, S (1, 8) OBP: 0.303, SLG: 0.369	F8		K		G3			4-3		4	0	0	0	0	1	1
Hubie Brooks, R (1, 5) OBP: 0.319, SLG: 0.397	BB		F9			F9		L7		3	0	0	0	1	0	0
Darryl Strawberry, L (1, 9) OBP: 0.226, SLG: 0.400	F8		F8			K			G3	4	0	0	0	0	1	1
George Foster, R (1, 7) OBP: 0.310, SLG: 0.415	K			4-3		5-3			5-3	4	0	0	0	0	1	1
Danny Heep, L (1, 3) OBP: 0.385, SLG: 0.494		F7		3-1			BB F8		2B	3	0	1	0	1	0	0
Ron Hodges, L (1, 2) OBP: 0.363, SLG: 0.253		BB		K			F8 1-2		BB	2	0	0	0	2	1	1
Brian Giles, R (1, 4) OBP: 0.323, SLG: 0.293 Rusty Staub, L (9, PH) OBP: 0.405, SLG: 0.300		K			K		K		F7	3 1	0 0	0 0	0 0	0 0	3 0	2 2
Bob Bailor, R (1, 6) OBP: 0.255, SLG: 0.273		BB 1-2			K		4-3			2	0	0	0	1	1	1
Tom Seaver, R (1, 1) OBP: 0.263, SLG: 0.444 Mike Jorgensen, L (8, PH) OBP: 0.389, SLG: 0.533 Craig Swan, R (9, 1) OBP: 0.125, SLG: 0.125		K			1B			F9		2 1 0	0 0 0	1 0 0	0 0 0	0 0 0	1 0 0	2 0 0
Inning Stats	R: 0 E: 0 K: 1 S: 5 H: 0 LOB: 1 BB: 1 P: 9	R: 0 E: 0 K: 2 S: 7 H: 0 LOB: 2 BB: 2 P: 15	R: 0 E: 0 K: 1 S: 5 H: 0 LOB: 0 BB: 0 P: 5	R: 0 E: 0 K: 1 S: 5 H: 0 LOB: 0 BB: 0 P: 5	R: 0 E: 0 K: 2 S: 8 H: 1 LOB: 1 BB: 0 P: 8	R: 0 E: 0 K: 1 S: 5 H: 0 LOB: 0 BB: 0 P: 5	R: 0 E: 0 K: 1 S: 5 H: 0 LOB: 1 BB: 1 P: 9	R: 0 E: 0 K: 0 S: 3 H: 0 LOB: 0 BB: 0 P: 3	R: 0 E: 0 K: 0 S: 4 H: 1 LOB: 2 BB: 1 P: 8	1B: 1 2B: 1 3B: 0 HR: 0 SF: 0 SAC: 0 DP: 0 HBP: 0						

PITCHER	IP	WLS	BF	H	R	ER	SO	BB	IBB	HBP	BLK	WP	HR	S	P	ERA	WHIP
Bob Welch, R (1, 1) ERA: 3.17	9.0	W	34	2	0	0	9	5	0	0	0	0	0	47	67	0.00	0.778

PITCHER	IP	WLS	BF	H	R	ER	SO	BB	IBB	HBP	BLK	WP	HR	S	P	ERA	WHIP

BOTTOM

Los Angeles Dodgers @ New York Mets

Shea Stadium, Flushing, NY

Sun May 22 1983, 3:33 AM EDT

Att. 45,252 - Unknown

livebaseballscorecards.com

AB	29
R	0
H	2
RBI	0
BB	5
SO	9
LOB	11

PA: 34

WP: 0
PB: 0
SB: 0
CS: 0

Batter	1	2	3	4	5	6	7	8	9	AB	R	H	RBI	BB	SO	LOB
Johnnie LeMaster, R (1, 6) OBP: 0.387, SLG: 0.380	F8		BBB 4-0 G3-6-1 1-2 BB	SSS 0-3 K		SSS 0-3 K			S 1B	4	0	1	0	1	2	4
Darrell Evans, L (1, 3) OBP: 0.441, SLG: 0.648	4-3 2B		0-0 G3-6-1 1-2f		4-3 2B		SSS 0-3 K		BBB 4-0 1-2 BB	4	0	2	0	1	1	2
Jack Clark, R (1, 9) OBP: 0.321, SLG: 0.328	0-0 4-3 2-3			0-0 1B 4-1 1B	0-0 F7		0-0 1B		SSS 0-3 K	5	1	2	0	0	1	4
Chili Davis, S (1, 8) OBP: 0.364, SLG: 0.472	4-3			0-0 4-1 1-3 E 1B	0-0 4-3 2-3		0-0 1-2 1B		0-0 F4	5	1	2	0	0	0	4
Jeffrey Leonard, R (1, 7) OBP: 0.263, SLG: 0.338		0-0 L5-3 1B		0-0 4-1 2-3 3-H	0-0 1-3		SSS 0-3 K		0-0 F8	5	0	1	1	0	1	6
Tom O'Malley, L (1, 5) OBP: 0.345, SLG: 0.284		0-0 L5-3 1-2		BBB 4-0 1B E BB	0-0 3-1		0-0 F9			3	0	0	0	1	0	3
Milt May, L (1, 2) OBP: 0.254, SLG: 0.258 Bob Brenly, R (8, PH) OBP: 0.304, SLG: 0.350 (8, 2)		0-0 F8		0-0 E4 1B 1-2 3-H	0-0 2B 2B			0-0 5-3		3	1	1	1	0	0	1
										1	0	0	0	0	0	0
Duane Kuiper, L (1, 4) OBP: 0.349, SLG: 0.286 Joel Youngblood, R (8, PH) OBP: 0.296, SLG: 0.353 (8, 4)			BBB 4-0 FC2-6 BB	0-0 1-2 2-3 1B	0-0 4-3			0-0 F7		2	0	1	0	1	0	1
										1	0	0	0	0	0	0
Andy McGaffigan, R (1, 1) OBP: 0.059, SLG: 0.118 Mike Vail, R (8, PH) OBP: 0.185, SLG: 0.192 Greg Minton, S (8, 1)			0-0 FC2-6 BB 1-2f	SSS 0-3 K		0-0 2-H 2B		0-0 5-3		3	0	1	1	0	1	4
										1	0	0	0	0	0	0
										0	0	0	0	0	0	0
Inning Stats	R: 0 E: 0 K: 0 S: 4 H: 1 LOB: 1 BB: 0 P: 4	R: 0 E: 0 K: 0 S: 3 H: 1 LOB: 0 BB: 0 P: 3	R: 0 E: 0 K: 0 S: 2 H: 0 LOB: 1 BB: 2 P: 10	R: 2 E: 1 K: 2 S: 11 H: 3 LOB: 3 BB: 1 P: 15	R: 0 E: 0 K: 0 S: 4 H: 1 LOB: 1 BB: 0 P: 4	R: 1 E: 0 K: 1 S: 7 H: 2 LOB: 1 BB: 0 P: 7	R: 0 E: 0 K: 2 S: 9 H: 2 LOB: 2 BB: 0 P: 9	R: 0 E: 0 K: 0 S: 3 H: 0 LOB: 0 BB: 0 P: 3	R: 0 E: 0 K: 1 S: 6 H: 1 LOB: 2 BB: 1 P: 10	1B: 7 2B: 5 3B: 0 HR: 0	SF: 0 SAC: 0 DP: 2 HBP: 0						

San Francisco Giants @ New York Mets

Shea Stadium, Flushing, NY

Mon May 23 1983, 7:05 PM EDT

Att. 9,231 - Unknown

TOP

livebaseballscorecards.com

AB	37
R	3
H	11
RBI	3
BB	4
SO	6
LOB	29

WP: 0 PB: 0 SB: 1 CS: 0 PA: 41

PITCHER		IP	WLS	BF	H	R	ER	SO	BB	IBB	HBP	BLK	WP	HR	S	P	ERA	WHIP
Mike Torrez, R ERA: 4.74	(1, 1)	6.1		31	10	3	3	4	3	0	0	0	0	0	36	48	4.26	2.053
Doug Sisk, R ERA: 3.18	(7, 1)	0.2		2	0	0	0	1	0	0	0	0	0	0	4	4	0.00	0.000
Jesse Orosco, L ERA: 0.67	(8, 1)	2.0	W	8	1	0	0	1	1	0	0	0	0	0	9	13	0.00	1.000

PITCHER	IP	WLS	BF	H	R	ER	SO	BB	IBB	HBP	BLK	WP	HR	S	P	ERA	WHIP

Batter	1	2	3	4	5	6	7	8	9	AB	R	H	RBI	BB	SO	LOB
Mookie Wilson, S (1, 8) OBP: 0.302, SLG: 0.366	3-1		1B 2-H 1B		F7			G3		4	1	1	1	0	0	0
Hubie Brooks, R (1, 5) OBP: 0.331, SLG: 0.403	K		G4-6-3 2-H 1B			BBBB 6-3 BB		1B SF8 1B		3	1	2	1	1	1	0
Darryl Strawberry, L (1, 9) OBP: 0.228, SLG: 0.389	K		G4-6-3 1-2f			F3		S 1-3 1B		4	0	1	0	0	1	2
George Foster, R (1, 7) OBP: 0.309, SLG: 0.436		K		HR		6-3 1-2		SF8 1-2 3-H		3	1	1	2	0	1	1
Dave Kingman, R (1, 3) OBP: 0.230, SLG: 0.354 Danny Heep, L (9, 3) OBP: 0.385, SLG: 0.494		K		K		5-3		F9		4 0	0 0	0 0	0 0	0 0	2 0	2 0
Bob Bailor, R (1, 4) (8, 6) OBP: 0.259, SLG: 0.277		1B		F8			F7			3	0	1	0	0	0	0
Ronn Reynolds, R (1, 2) OBP: 0.225, SLG: 0.194		F8		F8			1B			3	0	1	0	0	0	1
José Oquendo, S (1, 6) OBP: 0.362, SLG: 0.282 Rusty Staub, L (7, PH) OBP: 0.395, SLG: 0.290 Brian Giles, R (8, 4) OBP: 0.323, SLG: 0.293			1B 2B		F7		F7			2 1 0	1 0 0	1 0 0	0 0 0	0 0 0	0 0 0	0 1 0
Mike Torrez, R (1, 1) OBP: 0.118, SLG: 0.118 Doug Sisk, R (7, 1) Mike Jorgensen, L (7, PH) OBP: 0.368, SLG: 0.500 Jesse Orosco, R (8, 1) OBP: 0.250, SLG: 0.250			K		5-3		F9			2 0 1 0	0 0 0 0	0 0 0 0	0 0 0 0	0 0 0 0	1 0 0 0	1 0 1 0
Inning Stats	R: 0 E: 0 K: 2 S: 7 H: 0 LOB: 0 BB: 0 P: 7	R: 0 E: 0 K: 2 S: 8 H: 1 LOB: 1 BB: 0 P: 8	R: 2 E: 0 K: 1 S: 7 H: 3 LOB: 0 BB: 0 P: 7	R: 1 E: 0 K: 1 S: 6 H: 1 LOB: 0 BB: 0 P: 6	R: 0 E: 0 K: 0 S: 3 H: 0 LOB: 0 BB: 0 P: 3	R: 0 E: 0 K: 0 S: 3 H: 0 LOB: 1 BB: 1 P: 7	R: 0 E: 0 K: 0 S: 4 H: 1 LOB: 1 BB: 0 P: 4	R: 1 E: 0 K: 0 S: 5 H: 2 LOB: 1 BB: 0 P: 5		1B: 6 2B: 1 3B: 0 HR: 1 SF: 1 SAC: 0 DP: 1 HBP: 0						

PITCHER		IP	WLS	BF	H	R	ER	SO	BB	IBB	HBP	BLK	WP	HR	S	P	ERA	WHIP
Andy McGaffigan, R ERA: 3.91	(1, 1)	7.0		27	6	3	3	6	1	0	0	0	0	1	38	42	3.86	1.000
Greg Minton, R ERA: 5.91	(8, 1)	1.0	L	5	2	1	1	0	0	0	0	0	0	0	5	5	9.00	2.000

PITCHER	IP	WLS	BF	H	R	ER	SO	BB	IBB	HBP	BLK	WP	HR	S	P	ERA	WHIP

BOTTOM

San Francisco Giants @ New York Mets

Shea Stadium, Flushing, NY

Mon May 23 1983, 7:05 PM EDT

Att. 9,231 - Unknown

livebaseballscorecards.com

AB	30
R	4
H	8
RBI	4
BB	1
SO	6
LOB	9

Batter	1	2	3	4	5	6	7	8	9	AB	R	H	RBI	BB	SO	LOB
Johnnie LeMaster, R (1, 6) OBP: 0.393, SLG: 0.384	5-3		HBP 1B		BB		1-3		1B 1B	4	1	2	1	1	0	0
Darrell Evans, L (1, 3) OBP: 0.439, SLG: 0.636	6-3		G4-6-3 HBP		F5			G3	HR 1B	4	1	1	1	0	0	2
Chili Davis, S (1, 8) OBP: 0.359, SLG: 0.483	F9		G4-6-3		L8			4-3	HR	5	1	1	2	0	0	4
Jack Clark, R (1, 9) OBP: 0.323, SLG: 0.360		F7 SF8 2B		HR		E8 F7		E1 1B	F2	5	2	2	1	0	0	0
Jeffrey Leonard, R (1, 7) OBP: 0.262, SLG: 0.336		F7		G3		L6		1B		4	0	1	0	0	0	2
Tom O'Malley, L (1, 5) OBP: 0.333, SLG: 0.276		SF8		L9		F7		6-3		3	0	0	1	0	0	3
Bob Brenly, R (1, 2) OBP: 0.302, SLG: 0.345		1B 1B		F8		F6			6-3	4	0	1	0	0	0	1
Duane Kuiper, L (1, 4) OBP: 0.364, SLG: 0.298		1B			SH1-4 BB		4-3		SH3-4 1B	3	1	2	0	1	0	0
Mike Krukow, R (1, 1) OBP: 0.333, SLG: 0.500			L4		SH1-4		6-3		SH3-4	2	0	0	0	0	0	0
Inning Stats	R: 0 E: 0 K: 0 S: 3 H: 0 LOB: 0 BB: 0 P: 3	R: 1 E: 0 K: 0 S: 5 H: 3 LOB: 2 BB: 0 P: 5	R: 0 E: 0 K: 0 S: 3 H: 1 LOB: 1 BB: 0 P: 4	R: 1 E: 0 K: 0 S: 4 H: 1 LOB: 0 BB: 0 P: 4	R: 0 E: 0 K: 0 S: 3 H: 0 LOB: 2 BB: 2 P: 11	R: 0 E: 1 K: 0 S: 4 H: 0 LOB: 1 BB: 0 P: 4	R: 0 E: 0 K: 0 S: 3 H: 0 LOB: 0 BB: 0 P: 3	R: 0 E: 1 K: 0 S: 5 H: 1 LOB: 2 BB: 0 P: 5	R: 4 E: 0 K: 0 S: 7 H: 4 LOB: 0 BB: 0 P: 7	1B: 7 2B: 1 3B: 0 HR: 2 SF: 1 SAC: 2 DP: 1 HBP: 1							

PITCHER		IP	WLS	BF	H	R	ER	SO	BB	IBB	HBP	BLK	WP	HR	S	P	ERA	WHIP
Ed Lynch, R ERA: 3.89	(1, 1)	7.0	L	28	5	2	2	0	2	0	1	0	0	1	25	34	2.57	1.000
Doug Sisk, R ERA: 4.07	(8, 1)	1.2		10	4	3	3	0	0	0	0	0	0	0	10	10	16.20	2.400
Jesse Orosco, L ERA: 0.99	(9, 1)	0.1		2	1	1	1	0	0	0	0	0	0	1	2	2	27.00	3.000

PITCHER	IP	WLS	BF	H	R	ER	SO	BB	IBB	HBP	BLK	WP	HR	S	P	ERA	WHIP

TOP

San Francisco Giants @ New York Mets

Shea Stadium, Flushing, NY

Tue May 24 1983, 7:05 PM EDT

Att. 11,511 - Unknown

livebaseballscorecards.com

AB	34
R	6
H	10
RBI	6
BB	2
SO	0
LOB	12

WP: 0	PA: 40		
PB: 0			
SB: 0			
CS: 0			

Batter	1	2	3	4	5	6	7	8	9	AB	R	H	RBI	BB	SO	LOB
Mookie Wilson, S (1, 8) OBP: 0.301, SLG: 0.363	6-3 S 1B		F8 ①		G3 ③		K ③			4	0	1	0	0	1	2
Hubie Brooks, R (1, 5) OBP: 0.322, SLG: 0.391	6-3 ① 1-3		F8 ②			4-3 ①		F3 ①		4	0	0	0	0	0	1
Darryl Strawberry, L (1, 9) OBP: 0.213, SLG: 0.362	L3 ②		K ③			K ②		K ②		4	0	0	0	0	3	1
George Foster, R (1, 7) OBP: 0.307, SLG: 0.438	5-3 ③			6-3 ①		2B		K ③		4	0	1	0	0	1	1
Dave Kingman, R (1, 3) OBP: 0.238, SLG: 0.410		K ①		HR		G3 ③			HR	4	2	2	2	0	1	1
Brian Giles, R (1, 4) OBP: 0.316, SLG: 0.286		K ②		K ②			6-3 ①		F8 ①	3	0	0	0	0	2	0
Danny Heep, L (9, PH) OBP: 0.381, SLG: 0.488										1	0	0	0	0	0	0
Ronn Reynolds, R (1, 2) OBP: 0.233, SLG: 0.205	1B 1B	0-0	F8 ③			F6 ②		1B		3	0	1	0	0	0	0
Ron Hodges, L (9, PH) OBP: 0.370, SLG: 0.263										1	0	1	0	0	0	0
José Oquendo, S (1, 6) OBP: 0.380, SLG: 0.293	1-2 1B	0-0	5-3 ①			BB		K ②		2	0	1	0	1	0	0
Mike Jorgensen, L (9, PH) OBP: 0.350, SLG: 0.471										1	0	0	0	0	1	1
Ed Lynch, R (1, 1) OBP: 0.250, SLG: 0.250	1-6-3 ③		K ②			1-2 BB		F8 ③		2	0	0	0	0	1	2
Rusty Staub, L (7, PH) OBP: 0.410, SLG: 0.290										0	0	0	0	1	0	0
Doug Sisk, R (8, 1)										0	0	0	0	0	0	0
Jesse Orosco, R (9, 1) OBP: 0.250, SLG: 0.250										0	0	0	0	0	0	0
Bob Bailor, R (9, PH) OBP: 0.255, SLG: 0.271										1	0	0	0	0	0	1
Inning Stats	R: 0 E: 0 K: 0 S: 4 H: 1 LOB: 1 BB: 0 P: 4	R: 0 E: 0 K: 2 S: 9 H: 2 LOB: 2 BB: 0 P: 9	R: 0 E: 0 K: 1 S: 5 H: 0 LOB: 0 BB: 0 P: 5	R: 1 E: 0 K: 1 S: 6 H: 1 LOB: 0 BB: 0 P: 6	R: 0 E: 0 K: 1 S: 5 H: 0 LOB: 0 BB: 0 P: 5	R: 0 E: 0 K: 1 S: 6 H: 1 LOB: 1 BB: 0 P: 6	R: 0 E: 0 K: 1 S: 5 H: 0 LOB: 2 BB: 2 P: 13	R: 0 E: 0 K: 2 S: 7 H: 0 LOB: 0 BB: 0 P: 7	R: 1 E: 0 K: 1 S: 7 H: 2 LOB: 1 BB: 0 P: 7	1B: 4 2B: 1 3B: 0 HR: 2	SF: 0 SAC: 0 DP: 0 HBP: 0			WP: 0 PB: 0 SB: 1 CS: 0	PA: 36		

PITCHER	IP	WLS	BF	H	R	ER	SO	BB	IBB	HBP	BLK	WP	HR	S	P	ERA	WHIP
Mike Krukow, R (1, 1) ERA: 2.48	9.0	W	36	7	2	2	10	2	0	0	0	0	2	54	62	2.00	1.000

PITCHER	IP	WLS	BF	H	R	ER	SO	BB	IBB	HBP	BLK	WP	HR	S	P	ERA	WHIP

BOTTOM

San Francisco Giants @ New York Mets

Shea Stadium, Flushing, NY

Tue May 24 1983, 7:05 PM EDT

Att. 11,511 - Unknown

livebaseballscorecards.com

AB	34
R	2
H	7
RBI	2
BB	2
SO	10
LOB	10

San Francisco Giants @ New York Mets

Shea Stadium, Flushing, NY

Wed May 25 1983, 3:33 AM EDT

Att. 8,874 - Unknown

TOP

livebaseballscorecards.com

Batter	1	2	3	4	5	6	7	8	9	AB	R	H	RBI	BB	SO	LOB
Johnnie LeMaster, R (1, 6) OBP: 0.399, SLG: 0.413	BBBB 4-0 S E BB	x 0-0 ② F8		x 0-0 1-H 2-H HR		x 0-0 ① F6		x 0-0 CS 2B		4	2	2	3	1	0	0
Darrell Evans, L (1, 3) OBP: 0.432, SLG: 0.617	BBBB 4-0 E 1B 1-H 4-3 BB	x 0-0 ③ 3-1		x 0-0 ② F5		x 0-0 ② F8		SSS 0-3 ①② K 2-3		4	1	0	0	1	1	1
Chili Davis, S (1, 8) OBP: 0.360, SLG: 0.481	x 0-0 4-3 E 1-2 1B		x 0-0 E3 CS	x 0-0 FC5-4 1B		SSS 0-3 ③ K		SSS 0-3 ③ K		5	0	2	0	0	2	0
Jack Clark, R (1, 9) OBP: 0.319, SLG: 0.375	x 0-0 ① F8		SSS 0-3 ①② K 1-2	x 0-0 ③ FC5-4 1-2f			x 0-0 HR		x 0-0 ① F8	5	1	1	1	0	1	4
Jeffrey Leonard, R (1, 7) OBP: 0.274, SLG: 0.341	x 0-0 E9 4-3 1-2 2-3		x 0-0 E S 1B		x 0-0 1B G6-4-3 1B		x 0-0 ① F9		BBBB 4-0 BB	4	1	2	0	1	0	2
Tom O'Malley, L (1, 5) OBP: 0.328, SLG: 0.273	x 0-0 ② 4-3 1-2 2-3 3-H		x 0-0 ③ 4-1 1-3		x 0-0 G6-4-3 HBP 1-3 1B		x 0-0 ② 6-3		x 0-0 ② F8	5	0	1	1	0	0	4
Bob Brenly, R (1, 2) OBP: 0.317, SLG: 0.337	BBBB 4-0 BB			SSS 0-3 ① K	H 1-0 G6-4-3 1-2 HBP		BBBB 4-0 1B BB		x 0-0 ③ 1-3	2	0	0	0	2	1	1
Duane Kuiper, L (1, 4) OBP: 0.368, SLG: 0.306	x 0-0 ③ 6-3			x 0-0 1B HR 1B	x 0-0 ①② G6-4-3 1-2f 2-3 3-H		x 0-0 1-3 1B			4	1	2	0	0	0	5
Fred Breining, R (1, 1) OBP: 0.211, SLG: 0.118		SSS 0-3 ① K		x 0-0 1-2 HR 1B	x 0-0 ③ 6-3		SSS 0-3 ③ K			0	0	0	0	0	0	0
Renie Martin, R (1, 1) OBP: 0.500, SLG: 0.750										2	1	1	0	0	1	0
Jim Barr, R (4, 1) OBP: 0.200, SLG: 0.400										2	0	0	0	0	1	3
Greg Minton, S (7, 1)										0	0	0	0	0	0	0
Gary Lavelle, S (7, 1)										0	0	0	0	0	0	0

Inning Stats																																	
	R: 2 E: 1 K: 0 S: 5	H: 1 LOB: 3 BB: 3 P: 17	R: 0 E: 0 K: 1 S: 5	H: 0 LOB: 0 BB: 0 P: 5	R: 0 E: 1 K: 1 S: 6	H: 1 LOB: 1 BB: 0 P: 6	R: 3 E: 0 K: 1 S: 9	H: 4 LOB: 1 BB: 0 P: 9	R: 1 E: 0 K: 0 S: 4	H: 2 LOB: 1 BB: 0 P: 5	R: 0 E: 0 K: 1 S: 5	H: 0 LOB: 0 BB: 0 P: 5	R: 1 E: 0 K: 1 S: 7	H: 2 LOB: 2 BB: 1 P: 11	R: 0 E: 0 K: 2 S: 7	H: 1 LOB: 0 BB: 0 P: 7	R: 0 E: 0 K: 0 S: 3	H: 0 LOB: 1 BB: 1 P: 7	1B: 8 2B: 2 3B: 0 HR: 2	SF: 0 SAC: 0 DP: 2 HBP: 1	WP: 0 PB: 0 SB: 2 CS: 2	PA: 43

PITCHER		IP	WLS	BF	H	R	ER	SO	BB	IBB	HBP	BLK	WP	HR	S	P	ERA	WHIP
Neil Allen, R ERA: 4.38	(1, 1)	4.0	L	22	6	5	4	3	3	0	0	0	0	1	25	37	9.00	2.250
Rick Ownbey, R ERA: 6.08	(5, 1)	2.0		8	2	1	1	1	0	0	1	0	0	0	9	10	4.50	1.000
Craig Swan, R ERA: 4.8	(7, 1)	2.0		9	3	1	1	3	1	0	0	0	0	1	14	18	4.50	2.000
Doug Sisk, R ERA: 3.91	(9, 1)	1.0		4	0	0	0	0	1	0	0	0	0	0	3	7	0.00	1.000

PITCHER	IP	WLS	BF	H	R	ER	SO	BB	IBB	HBP	BLK	WP	HR	S	P	ERA	WHIP

AB	37
R	7
H	11
RBI	5
BB	5
SO	7
LOB	20

BOTTOM

San Francisco Giants @ New York Mets

Shea Stadium, Flushing, NY

Wed May 25 1983, 3:33 AM EDT

Att. 8,874 - Unknown

livebaseballscorecards.com

Batter	1	2	3	4	5	6	7	8	9	AB	R	H	RBI	BB	SO	LOB
Mookie Wilson, S (1, 8) OBP: 0.298, SLG: 0.364	6-3 1B 2B	F8		K		4-3		F8		5	1	1	0	0	1	2
Hubie Brooks, R (1, 5) Doug Sisk, R (9, 1) OBP: 0.318, SLG: 0.380	6-3 2-3	K		BB 1-2			F9	6-3		4 0	0 0	0 0	0 0	1 0	1 0	1 0
Darryl Strawberry, L (1, 9) OBP: 0.212, SLG: 0.349	1B S HR 1B 3-H	F8		K			F8		K	5	1	1	1	0	2	3
George Foster, R (1, 7) OBP: 0.316, SLG: 0.465	HR 1B 1-3	6-3		HR			BB BB BB 1B		K	5	3	3	1	0	1	0
Dave Kingman, R (1, 3) OBP: 0.244, SLG: 0.430	HR 1-H 3-H	L5		K			BB BB BB 1-2		K	4	1	1	3	1	2	0
Brian Giles, R (1, 4) OBP: 0.314, SLG: 0.279	F4	F9		K			BB 1-2 2-3			3	0	0	0	1	1	0
Ronn Reynolds, R (1, 2) OBP: 0.261, SLG: 0.220 Ron Hodges, L (7, PH) OBP: 0.376, SLG: 0.263 (8, 2)	1B BB			2B FC3-2 1B	4-3		BB 1-2 2-3 3-H			2 0	0 0	1 0	0 1	1 1	0 0	0 0
José Oquendo, S (1, 6) OBP: 0.396, SLG: 0.341 Danny Heep, L (7, PH) OBP: 0.378, SLG: 0.482 Bob Bailor, R (8, 6) OBP: 0.255, SLG: 0.271	1-2 1B			FC3-2 1-3 2B		K	K			3 1 0	0 0 0	2 0 0	0 0 0	0 0 0	1 1 0	0 3 0
Neil Allen, R (1, 1) Rusty Staub, L (4, PH) OBP: 0.400, SLG: 0.281 Rick Ownbey, R (5, 1) OBP: 0.125, SLG: 0.125 Mark Bradley, R (6, PH) OBP: 0.308, SLG: 0.227 Craig Swan, R (7, 1) OBP: 0.125, SLG: 0.125 Tucker Ashford, R (8, PH) (9, 5)	6-3			FC3-2 BB 2-3 3-H		K			F9	1 1 0 1 0 1	0 0 0 0 0 0	0 0 0 0 0 0	0 0 0 0 0 0	0 0 0 1 0 0	0 0 0 0 0 0	2 2 0 0 0 0
Inning Stats	R: 4 E: 0 K: 0 S: 8 / H: 5 LOB: 2 BB: 1 P: 12	R: 0 E: 0 K: 1 S: 5 / H: 0 LOB: 0 BB: 0 P: 5	R: 0 E: 0 K: 0 S: 3 / H: 0 LOB: 0 BB: 0 P: 3	R: 0 E: 0 K: 2 S: 9 / H: 2 LOB: 3 BB: 1 P: 13	R: 1 E: 0 K: 2 S: 8 / H: 1 LOB: 0 BB: 0 P: 8	R: 0 E: 0 K: 2 S: 7 / H: 0 LOB: 0 BB: 0 P: 7	R: 1 E: 0 K: 1 S: 6 / H: 1 LOB: 3 BB: 3 P: 18	R: 0 E: 0 K: 0 S: 3 / H: 0 LOB: 0 BB: 0 P: 3	R: 0 E: 0 K: 3 S: 9 / H: 0 LOB: 0 BB: 0 P: 9	1B: 5 2B: 2 3B: 0 HR: 2	SF: 0 SAC: 0 DP: 0 HBP: 0						

	AB	36
	R	6
	H	9
	RBI	6
	BB	5
	SO	11
	LOB	13

WP: 0 PB: 0 SB: 1 CS: 0 PA: 41

PITCHER		IP	WLS	BF	H	R	ER	SO	BB	IBB	HBP	BLK	WP	HR	S	P	ERA	WHIP
Fred Breining, R ERA: 4.75	(1, 1)	0.2		7	4	4	4	0	1	0	0	0	0	1	6	10	54.00	7.500
Renie Martin, R ERA: 3.72	(1, 1)	2.1	W	10	3	0	0	1	0	0	0	0	0	0	12	12	0.00	1.286
Jim Barr, R ERA: 5.04	(4, 1)	3.2		15	2	2	2	6	2	0	0	0	0	1	25	33	4.91	1.091
Greg Minton, R ERA: 5.91	(7, 1)	0.0		2	0	0	0	0	2	0	0	0	0	0	0	8	∞	∞
Gary Lavelle, L ERA: 1.57	(7, 1)	2.1	S	7	0	0	0	4	0	0	0	0	0	0	15	15	0.00	0.000

PITCHER		IP	WLS	BF	H	R	ER	SO	BB	IBB	HBP	BLK	WP	HR	S	P	ERA	WHIP

New York Mets @ San Diego Padres

Jack Murphy Stadium, San Diego, CA

Fri May 27 1983, 10:05 PM EDT

Att. 14,233 - Unknown

TOP

livebaseballscorecards.com

Batter	1	2	3	4	5	6	7	8	9	AB	R	H	RBI	BB	SO	LOB
Mookie Wilson, S (1, 8) OBP: 0.291, SLG: 0.356	4-3		F6			FC6-4 CS 1-2f			K	4	0	0	0	0	1	1
Hubie Brooks, R (1, 5) OBP: 0.310, SLG: 0.370	5-3			K		CS 1-2	K		F9	4	0	0	0	0	2	0
Dave Kingman, R (1, 3) OBP: 0.244, SLG: 0.419	F7			G4-6-3 BB			F4		F7	3	0	0	0	1	0	0
George Foster, R (1, 7) OBP: 0.317, SLG: 0.462		F7		G4-6-3 1-2f			BB 1B			3	0	1	0	0	0	1
Darryl Strawberry, L (1, 9) OBP: 0.217, SLG: 0.338		1-3			4-3		BB 1-2			2	0	0	0	1	0	0
Ron Hodges, L (1, 2) OBP: 0.375, SLG: 0.256		BB			F7		1-3			2	0	0	0	1	0	2
Brian Giles, R (1, 4) OBP: 0.307, SLG: 0.272		F6			K			F9		3	0	0	0	0	1	1
José Oquendo, S (1, 6) OBP: 0.382, SLG: 0.326			F3			F9		L3		2	0	0	0	0	0	0
Mike Jorgensen, L (8, PH) OBP: 0.333, SLG: 0.444										1	0	0	0	0	0	0
Carlos Diaz, R (8, 1)										0	0	0	0	0	0	0
Tom Seaver, R (1, 1) OBP: 0.286, SLG: 0.450			K			FC6-4 1B		F8		2	0	1	0	0	1	0
Jesse Orosco, R (7, 1) OBP: 0.250, SLG: 0.250										0	0	0	0	0	0	0
Doug Sisk, R (7, 1)										0	0	0	0	0	0	0
Bob Bailor, R (8, PH) OBP: 0.250, SLG: 0.265										1	0	0	0	0	0	0
(8, 6)																

	AB	27
	R	0
	H	2
	RBI	0
	BB	3
	SO	5
	LOB	5

Inning Stats	1	2	3	4	5	6	7	8	9
	R: 0 E: 0 K: 0 S: 3	R: 0 E: 0 K: 0 S: 3	R: 0 E: 0 K: 1 S: 5	R: 0 E: 0 K: 1 S: 4	R: 0 E: 0 K: 1 S: 5	R: 0 E: 0 K: 0 S: 3	R: 0 E: 0 K: 1 S: 6	R: 0 E: 0 K: 0 S: 3	R: 0 E: 0 K: 1 S: 5
	H: 0 LOB: 0 BB: 0 P: 3	H: 0 LOB: 1 BB: 1 P: 7	H: 0 LOB: 0 BB: 0 P: 5	H: 0 LOB: 0 BB: 1 P: 8	H: 0 LOB: 0 BB: 0 P: 5	H: 1 LOB: 0 BB: 0 P: 3	H: 1 LOB: 2 BB: 1 P: 10	H: 0 LOB: 0 BB: 0 P: 3	H: 0 LOB: 0 BB: 0 P: 5

1B: 2 SF: 0
2B: 0 SAC: 0
3B: 0 DP: 1
HR: 0 HBP: 0

WP: 0 PA: 31
PB: 0
SB: 0
CS: 1

PITCHER	IP	WLS	BF	H	R	ER	SO	BB	IBB	HBP	BLK	WP	HR	S	P	ERA	WHIP
Eric Show, R (1, 1) ERA: 2.27	9.0	W	30	2	0	0	5	3	0	0	0	0	0	37	49	0.00	0.556

PITCHER	IP	WLS	BF	H	R	ER	SO	BB	IBB	HBP	BLK	WP	HR	S	P	ERA	WHIP

New York Mets @ San Diego Padres

Jack Murphy Stadium, San Diego, CA

Fri May 27 1983, 10:05 PM EDT

Att. 14,233 - Unknown

livebaseballscorecards.com

BOTTOM

Batter	1	2	3	4	5	6	7	8	9	AB	R	H	RBI	BB	SO	LOB
Alan Wiggins, S (1, 8) (8, 7) OBP: 0.339, SLG: 0.310	4-3		L7		4-3		FC6-2 E HBP 1B 1-2 2-H 3-H			4	1	1	2	0	0	1
Juan Bonilla, R (1, 4) OBP: 0.352, SLG: 0.381	BB BB		4-3		F8		E FC6-2 SF7 HBP 1-2 2-3			2	1	0	0	1	0	1
Gene Richards, L (1, 7) OBP: 0.371, SLG: 0.454 Ruppert Jones, L (8, 8) OBP: 0.252, SLG: 0.307	BB BB 1-2			S BB		6-3	FC6-2 E 1-2 2-3 3-Hf			2 0	0 0	0 0	0 0	2 0	0 0	3 0
Steve Garvey, R (1, 3) OBP: 0.364, SLG: 0.512	F8			F4 1-3		K	E5 1-2 2-3 3-H			4	0	0	1	0	1	5
Terry Kennedy, L (1, 2) OBP: 0.355, SLG: 0.430	1-3			BB		1B	SF7 3-H			2	0	1	1	1	0	2
Sixto Lezcano, R (1, 9) OBP: 0.351, SLG: 0.344		K		F8	F8		K			4	0	0	0	0	2	5
Garry Templeton, S (1, 6) OBP: 0.250, SLG: 0.315		F7		F8			E 1B 1B 1B	5-3		4	1	1	0	0	0	2
Tim Flannery, L (1, 5) OBP: 0.333, SLG: 0.467		F5			E6 S		E 1B 1-2	4-3		4	1	1	0	0	0	0
Eric Show, R (1, 1) OBP: 0.261, SLG: 0.273			K		B2 1-2		HBP 1B FC6-2 BB 1-2 2-3	K		3	0	0	0	1	2	1
Inning Stats	R: 0 E: 0 K: 0 S: 3 H: 0 LOB: 2 BB: 2 P: 11	R: 0 E: 0 K: 1 S: 5 H: 0 LOB: 0 BB: 0 P: 5	R: 0 E: 0 K: 1 S: 5 H: 0 LOB: 0 BB: 0 P: 5	R: 0 E: 0 K: 0 S: 3 H: 0 LOB: 2 BB: 2 P: 11	R: 0 E: 1 K: 0 S: 4 H: 0 LOB: 1 BB: 0 P: 4	R: 0 E: 0 K: 1 S: 6 H: 1 LOB: 1 BB: 0 P: 6	R: 4 E: 2 K: 1 S: 9 H: 3 LOB: 2 BB: 1 P: 14	R: 0 E: 0 K: 1 S: 5 H: 0 LOB: 0 BB: 0 P: 5		1B: 4 2B: 0 3B: 0 HR: 0	SF: 1 SAC: 0 DP: 0 HBP: 1			WP: 0 PB: 0 SB: 3 CS: 0	PA: 36		

	AB	29
	R	4
	H	4
	RBI	4
	BB	5
	SO	5
	LOB	20

PITCHER		IP	WLS	BF	H	R	ER	SO	BB	IBB	HBP	BLK	WP	HR	S	P	ERA	WHIP
Tom Seaver, R ERA: 2.66	(1, 1)	6.0	L	29	4	4	1	3	5	0	1	0	0	0	29	50	1.50	1.500
Jesse Orosco, L ERA: 0.98	(7, 1)	0.1		1	0	0	0	0	0	0	0	0	0	0	1	1	0.00	0.000
Doug Sisk, R ERA: 3.81	(7, 1)	0.2		3	0	0	0	1	0	0	0	0	0	0	5	5	0.00	0.000
Carlos Diaz, L ERA: 3.26	(8, 1)	1.0		3	0	0	0	1	0	0	0	0	0	0	5	5	0.00	0.000

PITCHER	IP	WLS	BF	H	R	ER	SO	BB	IBB	HBP	BLK	WP	HR	S	P	ERA	WHIP

Batter	1	2	3	4	5	6	7	8	9	AB	R	H	RBI	BB	SO	LOB
Mookie Wilson, S (1, 8) OBP: 0.283, SLG: 0.346	5-3		F4		6-3		FC6-4 CS 1-2f		FC6 1-2f	5	0	0	0	0	0	3
Bob Bailor, R (1, 6) (8, 5) OBP: 0.250, SLG: 0.264	S HR 1B		F3			F7	CS 1-2	4-3		4	1	1	0	0	0	0
Dave Kingman, R (1, 3) OBP: 0.252, SLG: 0.445	F9 1-2			4-1 1B		HR		F7		4	1	2	1	0	0	1
George Foster, R (1, 7) OBP: 0.327, SLG: 0.490	2-H HR			F8		3B 1B		1B		4	2	3	2	0	0	1
Tucker Ashford, R (1, 5) OBP: 0.231, SLG: 0.273	P3			4-1 1-2		1-H 3B		F7		3	0	1	1	0	0	1
Rusty Staub, L (8, PH) OBP: 0.390, SLG: 0.273										1	0	0	0	0	0	1
José Oquendo, S (8, 6) OBP: 0.382, SLG: 0.326										0	0	0	0	0	0	0
Mark Bradley, R (1, 9) OBP: 0.333, SLG: 0.280		F7		BBBB BB		5-3			SH1-3 2B	3	0	1	0	1	0	1
Brian Giles, R (1, 4) OBP: 0.301, SLG: 0.266		F3		5-3		F4			SH1-3 2-3	3	0	0	0	0	0	3
Ronn Reynolds, R (1, 2) OBP: 0.245, SLG: 0.205		F6			6-3		F9		BBBB FC6 BB	3	0	0	0	0	0	0
Ron Hodges, L (9, PH) OBP: 0.381, SLG: 0.256										0	0	0	0	1	0	0
Mike Torrez, R (1, 1) OBP: 0.105, SLG: 0.105			1-3		L6		FC6-4 1B		SSS K	2	0	0	0	0	0	0
Jesse Orosco, R (6, 1) OBP: 0.250, SLG: 0.250										0	0	0	0	0	0	0
Hubie Brooks, R (7, PH) OBP: 0.314, SLG: 0.374										1	0	1	0	0	0	0
Doug Sisk, R (7, 1)										0	0	0	0	0	0	0
Darryl Strawberry, L (9, PH) OBP: 0.214, SLG: 0.333										1	0	0	0	0	1	2
Inning Stats	R: 2 E: 0 K: 0 S: 5 H: 2 LOB: 0 BB: 0 P: 5	R: 0 E: 0 K: 0 S: 3 H: 0 LOB: 0 BB: 0 P: 3	R: 0 E: 0 K: 0 S: 3 H: 0 LOB: 0 BB: 0 P: 3	R: 0 E: 0 K: 0 S: 4 H: 1 LOB: 2 BB: 1 P: 8	R: 0 E: 0 K: 0 S: 3 H: 0 LOB: 0 BB: 0 P: 3	R: 2 E: 0 K: 0 S: 6 H: 3 LOB: 1 BB: 0 P: 6	R: 0 E: 0 K: 0 S: 3 H: 1 LOB: 0 BB: 0 P: 3	R: 0 E: 0 K: 0 S: 4 H: 1 LOB: 1 BB: 0 P: 4	R: 0 E: 0 K: 1 S: 6 H: 1 LOB: 2 BB: 1 P: 10	1B: 5 2B: 1 3B: 1 HR: 2	SF: 0 SAC: 1 DP: 0 HBP: 0					

TOP

New York Mets @ San Diego Padres

Jack Murphy Stadium, San Diego, CA

Sat May 28 1983, 10:05 PM EDT

Att. 26,595 - Unknown

livebaseballscorecards.com

AB	34
R	4
H	9
RBI	4
BB	2
SO	1
LOB	13

WP: 0 PB: 0 SB: 1 CS: 1 PA: 38

PITCHER		IP	WLS	BF	H	R	ER	SO	BB	IBB	HBP	BLK	WP	HR	S	P	ERA	WHIP
Dave Dravecky, L ERA: 3.1	(1, 1)	7.0	W	28	7	4	4	0	1	0	0	0	0	2	27	31	5.14	1.143
Luis DeLeon, R ERA: 2.36	(8, 1)	1.1		6	2	0	0	0	0	0	0	0	0	0	6	6	0.00	1.500
Gary Lucas, L ERA: 3.8	(9, 1)	0.2	S	3	0	0	0	1	1	0	0	0	0	0	4	8	0.00	1.500

PITCHER	IP	WLS	BF	H	R	ER	SO	BB	IBB	HBP	BLK	WP	HR	S	P	ERA	WHIP

BOTTOM

Batter	1	2	3	4	5	6	7	8	9	AB	R	H	RBI	BB	SO	LOB
Alan Wiggins, S (1, 8) (7, 7) OBP: 0.350, SLG: 0.317	6-3	BBB E 1B 1-2 2-3 BB	FC6-4 1-2f			WP 1B 1-2 1B		E 1B 1-2 1B		4	2	2	0	1	0	2
Juan Bonilla, R (1, 4) OBP: 0.354, SLG: 0.381	BB WP 1B	E3 1B 1-2 2-3 3-H		L8		F8 1B 1-H 2-H		E4 1-2 2-3		5	0	2	3	0	0	4
Gene Richards, L (1, 7) OBP: 0.375, SLG: 0.472 Ruppert Jones, L (7, 8) OBP: 0.250, SLG: 0.304	F7	1-3 2-H 3-H 1B		8-4-1-2 3B		F8 1-2		F7		4 1	0 0	2 0	2 0	0 0	0 0	2 3
Steve Garvey, R (1, 3) OBP: 0.356, SLG: 0.500	SSS K BB 1-2	5-3		8-4-1-2 3-Hf			L9			4	0	0	0	0	1	4
Terry Kennedy, L (1, 2) OBP: 0.364, SLG: 0.435	BBBB FC6-4 1-2 2-3 BB	SSSS K			G6-4-3 1B		G4-6-3 1B			3	0	2	0	1	1	2
Sixto Lezcano, R (1, 9) OBP: 0.342, SLG: 0.333	FC6-4 1-2f		F8		F8		G4-6-3 1-2f			4	0	0	0	0	0	5
Garry Templeton, S (1, 6) OBP: 0.260, SLG: 0.316		FC1-5 BB 1B	L7		G6-4-3 1-2f			BBBB FC3-6 BB		3	0	1	0	1	0	1
Tim Flannery, L (1, 5) OBP: 0.341, SLG: 0.462		BBBB BB FC1-5 E 1-2 BB	1B 1B			F9		FC3-6 FC2-6 1-2f		3	1	1	0	1	0	1
Dave Dravecky, R (1, 1) OBP: 0.156, SLG: 0.129 Luis DeLeon, R (8, 1) OBP: 0.200, SLG: 0.200 Gary Lucas, L (9, 1)		FC1-5 E BB 1B 1-2 2-3f	FC6-4 1-2 1B			WP 1B 1B		FC2-6 E 1B 1-2f		3 1 0	2 0 0	2 0 0	0 0 0	0 0 0	0 0 0	2 1 0
Inning Stats	R: 0 H: 1 E: 0 LOB: 3 K: 1 BB: 1 S: 7 P: 11	R: 3 H: 2 E: 1 LOB: 2 K: 1 BB: 2 S: 8 P: 16	R: 0 H: 2 E: 0 LOB: 2 K: 0 BB: 0 S: 5 P: 5	R: 0 H: 1 E: 0 LOB: 0 K: 0 BB: 0 S: 3 P: 3	R: 0 H: 1 E: 0 LOB: 0 K: 0 BB: 0 S: 3 P: 3	R: 2 H: 3 E: 0 LOB: 0 K: 0 BB: 0 S: 5 P: 5	R: 0 H: 1 E: 0 LOB: 0 K: 0 BB: 0 S: 3 P: 3	R: 0 H: 1 E: 1 LOB: 3 K: 0 BB: 1 S: 5 P: 9		1B: 11 SF: 0 2B: 1 SAC: 0 3B: 1 DP: 3 HR: 0 HBP: 0						

PITCHER		IP	WLS	BF	H	R	ER	SO	BB	IBB	HBP	BLK	WP	HR	S	P	ERA	WHIP
Mike Torrez, R ERA: 5.05	(1, 1)	5.1	L	29	10	5	5	2	3	0	0	0	2	0	30	42	8.44	2.438
Jesse Orosco, L ERA: 0.95	(6, 1)	0.2		1	0	0	0	0	0	0	0	0	0	0	1	1	0.00	0.000
Doug Sisk, R ERA: 3.54	(7, 1)	2.0		9	2	0	0	0	1	0	0	0	0	0	8	12	0.00	1.500

PITCHER	IP	WLS	BF	H	R	ER	SO	BB	IBB	HBP	BLK	WP	HR	S	P	ERA	WHIP

New York Mets @ San Diego Padres

Jack Murphy Stadium, San Diego, CA

Sat May 28 1983, 10:05 PM EDT

Att. 26,595 - Unknown

livebaseballscorecards.com

AB	35
R	5
H	12
RBI	5
BB	4
SO	2
LOB	27

WP: 2 PA: 39
PB: 0
SB: 0
CS: 0

Batter	1	2	3	4	5	6	7	8	9	AB	R	H	RBI	BB	SO	LOB
Mookie Wilson, S (1, 8) OBP: 0.283, SLG: 0.360	5-3		K			HR		K		4	1	1	2	0	2	1
Bob Bailor, R (1, 4) OBP: 0.250, SLG: 0.263	G3			F9		E S 1B 1B		F8		4	1	1	0	0	0	0
George Foster, R (1, 7) OBP: 0.320, SLG: 0.477	5-3			K		K 1-3		5-3		4	0	0	0	0	2	1
Dave Kingman, R (1, 3) OBP: 0.252, SLG: 0.439 Mike Jorgensen, L (9, PR) OBP: 0.333, SLG: 0.444 (9, 3)		F8		F8		5-3			CS 1B	4 0	0 0	1 0	0 0	0 0	0 0	1 0
Hubie Brooks, R (1, 5) OBP: 0.319, SLG: 0.373		K			F9	S 3-H 1B			BBBB 1B 1-2 BB	3	0	1	1	1	1	0
Mark Bradley, R (1, 9) OBP: 0.324, SLG: 0.276		K			PB 5-3 1B	K 1-2			F4	4	0	1	0	0	2	2
José Oquendo, S (1, 6) OBP: 0.373, SLG: 0.320			6-3		5-3 1-2		F3		1-3 1B	4	0	1	0	0	0	1
Ronn Reynolds, R (1, 2) OBP: 0.245, SLG: 0.191			BBBB SH3 BB		F8 2-3		F2		4-3	3	0	0	0	1	0	3
Ed Lynch, R (1, 1) OBP: 0.286, SLG: 0.286 Jesse Orosco, R (9, 1) OBP: 0.250, SLG: 0.250			SH3 1-2			HR 1B		K		2 0	1 0	1 0	0 0	0 0	1 0	0 0
Inning Stats	R: 0 E: 0 K: 0 S: 3 H: 0 LOB: 0 BB: 0 P: 3	R: 0 E: 0 K: 2 S: 7 H: 0 LOB: 0 BB: 0 P: 7	R: 0 E: 0 K: 1 S: 5 H: 0 LOB: 1 BB: 1 P: 9	R: 0 E: 0 K: 1 S: 5 H: 0 LOB: 0 BB: 0 P: 5	R: 0 E: 0 K: 0 S: 4 H: 1 LOB: 1 BB: 0 P: 4	R: 3 E: 0 K: 2 S: 11 H: 4 LOB: 1 BB: 0 P: 11	R: 0 E: 0 K: 1 S: 5 H: 0 LOB: 0 BB: 0 P: 5	R: 0 E: 0 K: 1 S: 5 H: 0 LOB: 0 BB: 0 P: 5	R: 0 E: 0 K: 0 S: 4 H: 2 LOB: 2 BB: 1 P: 8	1B: 6 2B: 0 3B: 0 HR: 1 SF: 0 SAC: 1 DP: 0 HBP: 0						

PITCHER	IP	WLS	BF	H	R	ER	SO	BB	IBB	HBP	BLK	WP	HR	S	P	ERA	WHIP
Tim Lollar, L (1, 1) ERA: 6.52	5.0	L	20	4	3	3	4	1	0	0	0	0	1	27	31	5.40	1.000
John Montefusco, R (6, 1) ERA: 6.84	2.0		7	1	0	0	3	0	0	0	0	0	0	13	13	0.00	0.500
Sid Monge, L (8, 1) ERA: 4.86	2.0		8	2	0	0	1	1	0	0	0	0	0	9	13	0.00	1.500

PITCHER	IP	WLS	BF	H	R	ER	SO	BB	IBB	HBP	BLK	WP	HR	S	P	ERA	WHIP

TOP

New York Mets @ San Diego Padres

Jack Murphy Stadium, San Diego, CA

Sun May 29 1983, 6:33 AM EDT

Att. 15,385 - Unknown

livebaseballscorecards.com

AB	32
R	3
H	7
RBI	3
BB	2
SO	8
LOB	9

Batter	1	2	3	4	5	6	7	8	9	AB	R	H	RBI	BB	SO	LOB
Alan Wiggins, S (1, 8) OBP: 0.339, SLG: 0.306	S S S 0-3 ① K		x 0-0 ① F8		x 0-0 ③ 4-3		x 0-0 ③ L7			4	0	0	0	0	1	1
Juan Bonilla, R (1, 4) OBP: 0.351, SLG: 0.389	x 0-0 ② F9		x 0-0 ② F9			x 0-0 3B		x 0-0 ① F9		4	0	1	0	0	0	0
Gene Richards, L (1, 7) OBP: 0.379, SLG: 0.468	x 0-0 ③ L9		x 0-0 ③ 4-3			x 0-0 S 1B		B B B B 4-0 G5-4-3 BB		3	0	1	0	1	0	0
Steve Garvey, R (1, 3) OBP: 0.354, SLG: 0.494		x 0-0 SH1-3 1B 4-3 1B		x 0-0 ① L4		x 0-0 ① 1-3 1-2		x 0-0 ② ③ G5-4-3 1-2f		4	1	1	0	0	0	3
Terry Kennedy, L (1, 2) OBP: 0.362, SLG: 0.430		x 0-0 4-3 SH1-3 1-2 1B		x 0-0 ② F8		x 0-0 ② 5-3			x 0-0 ① F5	4	0	1	0	0	0	2
Sixto Lezcano, R (1, 9) OBP: 0.342, SLG: 0.333		x 0-0 ① SH1-3 1-2 2-3		x 0-0 E4 1B 1B		x 0-0 ③ F7			x 0-0 ② F8	3	1	1	0	0	0	2
Garry Templeton, S (1, 6) OBP: 0.260, SLG: 0.313		x 0-0 ② 4-3 2-3 3-H		x 0-0 CS 1B 2-H			S S S 0-3 ① K		x 0-0 ③ F7	4	0	1	2	0	1	1
Tim Flannery, L (1, 5) OBP: 0.341, SLG: 0.450		B B B B 4-0 BB		0-0 ③ CS 1-2	x 0-0 ① F8		x 0-0 ② F8			2	0	0	0	1	0	0
Tim Lollar, L (1, 1) OBP: 0.313, SLG: 0.167 John Montefusco, R (6, 1) Jerry Turner, L (7, PH) OBP: 0.200, SLG: 0.143 Sid Monge, S (8, 1)		x 0-0 ③ F8			S S S 0-3 ② K		x 0-0 1B			2 0 1 0	0 0 0 0	0 0 1 0	0 0 0 0	0 0 0 0	1 0 0 0	2 0 0 0
Inning Stats	R: 0 H: 0 E: 0 LOB: 0 K: 1 BB: 0 S: 5 P: 5	R: 1 H: 2 E: 0 LOB: 2 K: 0 BB: 1 S: 5 P: 9	R: 0 H: 0 E: 0 LOB: 0 K: 0 BB: 0 S: 3 P: 3	R: 1 H: 2 E: 1 LOB: 0 K: 0 BB: 0 S: 4 P: 4	R: 0 H: 0 E: 0 LOB: 0 K: 1 BB: 0 S: 5 P: 5	R: 0 H: 2 E: 0 LOB: 2 K: 0 BB: 0 S: 5 P: 5	R: 0 H: 1 E: 0 LOB: 1 K: 1 BB: 0 S: 6 P: 6	R: 0 H: 0 E: 0 LOB: 0 K: 0 BB: 1 S: 2 P: 6	R: 0 H: 0 E: 0 LOB: 0 K: 0 BB: 0 S: 3 P: 3	1B: 6 2B: 0 3B: 1 HR: 0	SF: 0 SAC: 1 DP: 1 HBP: 0			WP: 0 PB: 0 SB: 1 CS: 1	PA: 35		

PITCHER		IP	WLS	BF	H	R	ER	SO	BB	IBB	HBP	BLK	WP	HR	S	P	ERA	WHIP
Ed Lynch, R ERA: 3.38	(1, 1)	8.0	W	31	7	2	1	3	2	0	0	0	0	0	35	43	1.12	1.125
Jesse Orosco, L ERA: 0.92	(9, 1)	1.0	S	3	0	0	0	0	0	0	0	0	0	0	3	3	0.00	0.000

PITCHER	IP	WLS	BF	H	R	ER	SO	BB	IBB	HBP	BLK	WP	HR	S	P	ERA	WHIP

BOTTOM

New York Mets @ San Diego Padres

Jack Murphy Stadium, San Diego, CA

Sun May 29 1983, 6:33 AM EDT

Att. 15,385 - Unknown

livebaseballscorecards.com

AB	31
R	2
H	7
RBI	2
BB	2
SO	3
LOB	11

Batter	1	2	3	4	5	6	7	8	9	AB	R	H	RBI	BB	SO	LOB
Mookie Wilson, S (1, 8) OBP: 0.282, SLG: 0.354	F8		K			BB, G4-6-3, 1-2		G3		3	0	0	0	1	1	1
Bob Bailor, R (1, 4) Rick Ownbey, R (6, 1) Rusty Staub, L (9, PH) OBP: 0.254, SLG: 0.267 OBP: 0.125, SLG: 0.125 OBP: 0.381, SLG: 0.265	5-3, 1B			4-3		G4-6-3, 1-2f, 2-3			4-3	3 0 1	0 0 0	1 0 0	0 0 0	0 0 0	0 0 0	2 0 0
George Foster, R (1, 7) OBP: 0.318, SLG: 0.471	5-3, 1-2			F6		K			1B	4	0	1	0	0	1	2
Dave Kingman, R (1, 3) OBP: 0.245, SLG: 0.426	F8			K			6-3		F7	4	0	0	0	0	1	2
Darryl Strawberry, L (1, 9) OBP: 0.216, SLG: 0.329		4-3			K		F8		1-2, 1B	4	0	1	0	0	1	0
Hubie Brooks, R (1, 5) OBP: 0.317, SLG: 0.377		F3			3-1, 2B		6-3		F3	4	0	1	0	0	0	2
Ron Hodges, L (1, 2) OBP: 0.370, SLG: 0.247		K			3-1, 2-3			1-3		3	0	0	0	0	1	1
José Oquendo, S (1, 6) OBP: 0.355, SLG: 0.302			F9		K			K		3	0	0	0	0	2	1
Neil Allen, R (1, 1) Carlos Diaz, R (5, 1) Tucker Ashford, R (6, PH) (6, 4) OBP: 0.333, SLG: 0.333			K			BB, G4-6-3		1B		1 0 1	0 0 0	0 0 1	0 0 0	0 0 1	1 0 0	0 0 0
Inning Stats	R: 0 E: 0 K: 0 S: 4 H: 1 LOB: 1 BB: 0 P: 4	R: 0 E: 0 K: 1 S: 5 H: 0 LOB: 0 BB: 0 P: 5	R: 0 E: 0 K: 2 S: 7 H: 0 LOB: 0 BB: 0 P: 7	R: 0 E: 0 K: 1 S: 5 H: 0 LOB: 0 BB: 0 P: 5	R: 0 E: 0 K: 2 S: 8 H: 1 LOB: 1 BB: 0 P: 8	R: 0 E: 0 K: 1 S: 4 H: 0 LOB: 1 BB: 2 P: 12	R: 0 E: 0 K: 0 S: 3 H: 0 LOB: 0 BB: 0 P: 3	R: 0 E: 0 K: 1 S: 6 H: 1 LOB: 1 BB: 0 P: 6	R: 0 E: 0 K: 0 S: 5 H: 2 LOB: 2 BB: 0 P: 5	1B: 4 2B: 1 3B: 0 HR: 0 SF: 0 SAC: 0 DP: 1 HBP: 0						

PITCHER		IP	WLS	BF	H	R	ER	SO	BB	IBB	HBP	BLK	WP	HR	S	P	ERA	WHIP
Fred Breining, R ERA: 4.35	(1, 1)	5.0	W	19	2	0	0	6	2	0	0	0	0	0	29	37	0.00	0.800
Andy McGaffigan, R ERA: 4.33	(6, 1)	2.0		5	0	0	0	1	0	0	0	0	0	0	7	7	0.00	0.000
Jim Barr, R ERA: 4.34	(8, 1)	2.0		9	3	0	0	1	0	0	0	0	0	0	11	11	0.00	1.500

PITCHER	IP	WLS	BF	H	R	ER	SO	BB	IBB	HBP	BLK	WP	HR	S	P	ERA	WHIP

TOP

New York Mets @ San Francisco Giants

Candlestick Park, San Francisco, CA

Mon May 30 1983, 6:33 AM EDT

Att. 29,863 - Unknown

livebaseballscorecards.com

AB	31
R	0
H	5
RBI	0
BB	2
SO	8
LOB	11

New York Mets @ San Francisco Giants

Candlestick Park, San Francisco, CA

Mon May 30 1983, 6:33 AM EDT

Att. 29,863 - Unknown

livebaseballscorecards.com

BOTTOM

Batter	1	2	3	4	5	6	7	8	9	AB	R	H	RBI	BB	SO	LOB
Johnnie LeMaster, R (1, 6) OBP: 0.392, SLG: 0.406 Joe Pettini, R (5, PR) OBP: 0.095, SLG: 0.150 (6, 6)	F7	6-3			G4-6-3 1B	G3 1-2				3 1	0 1	1 0	0 0	0 0	0 0	1 1
Darrell Evans, L (1, 3) OBP: 0.440, SLG: 0.634	HR		F7		G4-6-3 1-3 1B	4-3				4	1	2	1	0	0	0
Max Venable, L (1, 8) OBP: 0.279, SLG: 0.417	K		S 1B		G4-6-3 1-2f 3-H		G3			4	0	1	0	0	1	1
Jack Clark, R (1, 9) OBP: 0.332, SLG: 0.414	5-3		F7 1-2		1B 2B		F5			4	1	1	0	0	0	1
Jeffrey Leonard, R (1, 7) OBP: 0.293, SLG: 0.382		1B 1B BB	BB		BB S 2-H 1B		3-1			2	1	1	1	2	0	0
Tom O'Malley, L (1, 5) OBP: 0.336, SLG: 0.272		1B 1-2 4-3 1B	G3		4-0 BB 1-2 BB			BB 1B		3	1	2	0	1	0	2
Brad Wellman, R (1, 4) OBP: 0.750, SLG: 0.500		4-3 1-3 2-H 1B	L5		4-0 1-2 2-3 BB			G1-6-3 1-2 BB		2	0	1	1	2	0	0
Milt May, L (1, 2) OBP: 0.275, SLG: 0.292		4-3 1-2 3-H	L9		F7			L7		4	0	0	1	0	0	6
Fred Breining, R (1, 1) OBP: 0.190, SLG: 0.105 Andy McGaffigan, R (6, 1) OBP: 0.111, SLG: 0.118 Jim Barr, R (8, 1) OBP: 0.167, SLG: 0.333		K	K			CS BB		G1-6-3 1-2f		2 0 1	0 0 0	0 0 0	0 0 0	0 1 0	2 0 0	1 0 2
Inning Stats	R: 1 H: 1 E: 0 LOB: 0 K: 1 BB: 0 S: 6 P: 6	R: 2 H: 2 E: 0 LOB: 1 K: 1 BB: 1 S: 7 P: 11	R: 0 H: 1 E: 0 LOB: 2 K: 0 BB: 1 S: 4 P: 8	R: 0 H: 0 E: 0 LOB: 0 K: 1 BB: 0 S: 5 P: 5	R: 2 H: 4 E: 0 LOB: 3 K: 0 BB: 2 S: 6 P: 14	R: 0 H: 0 E: 0 LOB: 0 K: 0 BB: 1 S: 2 P: 6	R: 0 H: 0 E: 0 LOB: 0 K: 0 BB: 0 S: 3 P: 3	R: 0 H: 1 E: 0 LOB: 1 K: 0 BB: 1 S: 3 P: 7		1B: 7 SF: 0 2B: 1 SAC: 0 3B: 0 DP: 2 HR: 1 HBP: 0						

	AB	30
	R	5
	H	9
	RBI	4
	BB	6
	SO	3
	LOB	15

WP: 0 PB: 0 SB: 2 CS: 1 PA: 36

PITCHER		IP	WLS	BF	H	R	ER	SO	BB	IBB	HBP	BLK	WP	HR	S	P	ERA	WHIP
Neil Allen, R ERA: 4.97	(1, 1)	4.2	L	23	8	5	5	3	2	0	0	0	0	1	27	35	9.64	2.143
Carlos Diaz, L ERA: 3.2	(5, 1)	0.1		3	0	0	0	0	2	0	0	0	0	0	1	9	0.00	6.000
Rick Ownbey, R ERA: 5.46	(6, 1)	3.0		10	1	0	0	0	2	0	0	0	0	0	8	16	0.00	1.000

PITCHER	IP	WLS	BF	H	R	ER	SO	BB	IBB	HBP	BLK	WP	HR	S	P	ERA	WHIP

New York Mets @ San Francisco Giants

Candlestick Park, San Francisco, CA

Tue May 31 1983, 10:05 PM EDT

Att. 7,890 - Unknown

TOP

livebaseballscorecards.com

Batter	1	2	3	4	5	6	7	8	9	AB	R	H	RBI	BB	SO	LOB
Mark Bradley, R (1, 8) OBP: 0.342, SLG: 0.258	B B B B 4-0 S BB		B B B 4-0 2B BB		x 0-0 ② 6-3		S S S 0-3 ③ K			2	0	0	0	2	1	0
Doug Sisk, R (7, 1)										0	0	0	0	0	0	0
Hubie Brooks, R (1, 5) OBP: 0.315, SLG: 0.380	x 0-0 ① F6 1-2		x 0-0 ① 1-3 2-H 2B		x 0-0 ③ F8			x 0-0 ① F8		4	0	1	1	0	0	1
George Foster, R (1, 7) OBP: 0.316, SLG: 0.466	S S S 0-3 ② K		S S S 0-3 ② K			x 0-0 FC4-6 BB 1B		x 0-0 ② 1-3		4	0	1	0	0	2	3
Dave Kingman, R (1, 3) OBP: 0.252, SLG: 0.424	S S S 0-3 ③ K		x 0-0 ③ F8			B B B B 4-0 FC4-6 1-2 BB		x 0-0 E 1B		3	0	1	0	1	1	3
Darryl Strawberry, L (1, 9) OBP: 0.218, SLG: 0.315		S S S 0-3 ① K		B B B B 4-0 4-3 S BB		x 0-0 ① F5		S S S 0-3 ③ K 1-2		3	0	0	0	1	2	3
Brian Giles, R (1, 4) OBP: 0.293, SLG: 0.258		S S S 0-3 ② K		x 0-0 ① F9 1-2		x 0-0 ② FC4-6 1-2f 2-3			x 0-0 ① F9	4	0	0	0	0	1	3
Ronn Reynolds, R (1, 2) OBP: 0.232, SLG: 0.180	x 0-0 ③ L6			x 0-0 ② 4-3 2-3		x 0-0 ③ 5-3			S S S 0-3 ② K	3	0	0	0	0	0	3
Tucker Ashford, R (9, PH) OBP: 0.313, SLG: 0.308										1	0	0	0	0	1	0
José Oquendo, S (1, 6) OBP: 0.354, SLG: 0.304			x 0-0 S 2B 1B	x 0-0 ③ F8			x 0-0 ① F8		S S S 0-3 ③ K	3	1	1	0	0	0	1
Bob Bailor, R (9, PH) OBP: 0.250, SLG: 0.262										1	0	0	0	0	1	0
Scott Holman, R (1, 1) OBP: 0.273, SLG: 0.273			x 0-0 ① F8 1-2		x 0-0 ① F6		x 0-0 ② F8			2	0	0	0	0	0	1
Mookie Wilson, S (7, PH) OBP: 0.281, SLG: 0.353										1	0	0	0	0	0	0
(7, 8)																

	AB	31
	R	1
	H	4
	RBI	1
	BB	4
	SO	9
	LOB	18

Inning Stats																																		
	R: 0 E: 0 K: 2 S: 7	H: 0 LOB: 1 BB: 1 P: 11	R: 0 E: 0 K: 2 S: 7	H: 0 LOB: 0 BB: 0 P: 7	R: 1 E: 0 K: 1 S: 7	H: 2 LOB: 2 BB: 1 P: 11	R: 0 E: 0 K: 0 S: 3	H: 0 LOB: 1 BB: 1 P: 7	R: 0 E: 0 K: 0 S: 3	H: 0 LOB: 0 BB: 0 P: 3	R: 0 E: 0 K: 0 S: 4	H: 1 LOB: 2 BB: 1 P: 8	R: 0 E: 0 K: 1 S: 5	H: 0 LOB: 0 BB: 0 P: 5	R: 0 E: 1 K: 1 S: 6	H: 1 LOB: 1 BB: 0 P: 6	R: 0 E: 0 K: 2 S: 7	H: 0 LOB: 0 BB: 0 P: 7	1B: 3 2B: 1 3B: 0 HR: 0	SF: 0 SAC: 0 DP: 0 HBP: 0	WP: 0 PB: 0 SB: 3 CS: 0	PA: 35
---	---	---	---	---	---	---	---	---	---	---	---	---	---	---	---	---	---	---	---	---	---	---	---

PITCHER		IP	WLS	BF	H	R	ER	SO	BB	IBB	HBP	BLK	WP	HR	S	P	ERA	WHIP
Bill Laskey, R ERA: 3.77	(1, 1)	7.2	W	31	4	1	1	6	4	0	0	0	0	0	39	55	1.17	1.043
Gary Lavelle, L ERA: 1.62	(8, 1)	1.1	S	4	0	0	0	3	0	0	0	0	0	0	10	10	0.00	0.000

PITCHER	IP	WLS	BF	H	R	ER	SO	BB	IBB	HBP	BLK	WP	HR	S	P	ERA	WHIP

Batter	1	2	3	4	5	6	7	8	9	AB	R	H	RBI	BB	SO	LOB
Brad Wellman, R (1, 4) OBP: 0.667, SLG: 0.571	0-0 E 4-3 S 1B	0-0 ③ FC5-4 1-2f		0-0 BB 1-3 1B		0-0 ② F6		0-0 G3-6-3 1B		5	1	3	0	0	0	3
Darrell Evans, L (1, 3) OBP: 0.444, SLG: 0.650	0-0 ① 4-3 1-H		0-0 HR	BBBB 4-0 BB 1-2		0-0 1B 1-2		0-0 ②③ G3-6-3 1-2f		4	1	2	2	1	0	1
Chili Davis, S (1, 8) OBP: 0.339, SLG: 0.438	0-0 ② 1-3		0-0 ① 6-3	SSS 0-3 ③ K		0-0 ③ F2				4	0	0	0	0	1	5
Jack Clark, R (1, 9) OBP: 0.335, SLG: 0.418	0-0 2B		BBBB 4-0 FC5-4 BB		0-0 ① 5-3		0-0 ① G3			3	0	1	0	1	0	0
Jeffrey Leonard, R (1, 7) OBP: 0.292, SLG: 0.385 Johnnie LeMaster, R (8, 6) OBP: 0.392, SLG: 0.406	0-0 ③ F9		0-0 ② FC5-4 1-2f		0-0 ② F7		0-0 WP FC4-2 2B			4 0	0 0	1 0	0 0	0 0	0 0	2 0
Tom O'Malley, L (1, 5) OBP: 0.347, SLG: 0.281		0-0 4-3 5-3 1B	0-0 ③ G3		0-0 1B		BBBB 4-0 S 2-3 BB			3	0	2	0	1	0	1
Joe Pettini, R (1, 6) OBP: 0.083, SLG: 0.130 Max Venable, L (7, PH) OBP: 0.275, SLG: 0.410 (8, 7)	0-0 ① 5-3 1-2			0-0 ① 4-3	0-0 ③ F6		0-0 ② FC4-2 1-2 3-H			3 1	0 0	0 0	0 0	0 0	0 0	2 2
Milt May, L (1, 2) OBP: 0.262, SLG: 0.276	0-0 ② 4-3 2-3			0-0 E3 1B	0-0 ① F9		0-0 ③ 4-3			4	0	0	0	0	0	3
Bill Laskey, R (1, 1) OBP: 0.310, SLG: 0.091 Gary Lavelle, S (8, 1)	BBBB 4-0 FC5-4 BB			0-0 ② F3	BBBB 4-0 1B BB		SSS 0-3 ① K			1 1	0 0	0 0	0 0	2 0	0 1	1 0
Inning Stats	R: 1 E: 0 K: 0 S: 5 H: 2 LOB: 1 BB: 0 P: 5	R: 0 E: 0 K: 0 S: 4 H: 1 LOB: 2 BB: 1 P: 8	R: 1 E: 0 K: 0 S: 4 H: 1 LOB: 1 BB: 1 P: 8	R: 0 E: 1 K: 1 S: 7 H: 1 LOB: 3 BB: 1 P: 11	R: 0 E: 0 K: 0 S: 4 H: 1 LOB: 1 BB: 0 P: 4	R: 0 E: 0 K: 0 S: 4 H: 1 LOB: 2 BB: 1 P: 8	R: 0 E: 0 K: 0 S: 4 H: 1 LOB: 2 BB: 1 P: 8	R: 0 E: 0 K: 1 S: 5 H: 1 LOB: 0 BB: 0 P: 5		1B: 6 2B: 2 3B: 0 HR: 1		SF: 0 SAC: 0 DP: 1 HBP: 0				

PITCHER		IP	WLS	BF	H	R	ER	SO	BB	IBB	HBP	BLK	WP	HR	S	P	ERA	WHIP
Scott Holman, R ERA: 4.18	(1, 1)	6.0	L	30	7	2	2	1	4	0	0	0	0	1	28	44	3.00	1.833
Doug Sisk, R ERA: 3.3	(7, 1)	2.0		8	2	0	0	1	1	0	0	0	1	0	9	13	0.00	1.500

PITCHER	IP	WLS	BF	H	R	ER	SO	BB	IBB	HBP	BLK	WP	HR	S	P	ERA	WHIP

BOTTOM

New York Mets @ San Francisco Giants

Candlestick Park, San Francisco, CA

Tue May 31 1983, 10:05 PM EDT

Att. 7,890 - Unknown

livebaseballscorecards.com

AB	33
R	2
H	9
RBI	2
BB	5
SO	2
LOB	20

Batter	1	2	3	4	5	6	7	8	9	AB	R	H	RBI	BB	SO	LOB
Mark Bradley, R (1, 9) OBP: 0.333, SLG: 0.257	G3			F7	K			E 1B 1B		4	1	1	0	0	1	2
Hubie Brooks, R (1, 5) OBP: 0.308, SLG: 0.370	K			4-3		E4 FC6-4		F8		4	0	0	0	0	1	1
Mookie Wilson, S (1, 8) OBP: 0.275, SLG: 0.345	6-3			E5 S 1B		FC6-4 CS 1-2f		E4 1B 1-2		4	1	0	0	0	0	2
George Foster, R (1, 7) OBP: 0.320, SLG: 0.467		6-3		1-H 1B		K 1-2		1-3 2-H 1B		4	0	2	2	0	1	1
Dave Kingman, R (1, 3) OBP: 0.245, SLG: 0.413		5-3		F9			5-3	F9		4	0	0	0	0	0	3
Brian Giles, R (1, 4) OBP: 0.291, SLG: 0.252		K			6-3		E5 S		3-1 BB	3	0	0	0	1	1	0
Ronn Reynolds, R (1, 2) OBP: 0.220, SLG: 0.170			6-3		5-3		F9 1-2		3-1 1-3	3	0	0	0	0	0	1
Ron Hodges, L (9, PH) OBP: 0.366, SLG: 0.244										1	0	0	0	0	0	1
José Oquendo, S (1, 6) OBP: 0.353, SLG: 0.305			5-3		1B 1B		K		K	3	0	1	0	0	1	1
Mike Jorgensen, L (9, PH) OBP: 0.318, SLG: 0.421										1	0	0	0	0	1	1
Tom Seaver, R (1, 1) OBP: 0.304, SLG: 0.455			K		1-2 1B			4-3	4-3	2	0	1	0	0	1	0
Tucker Ashford, R (8, PH) OBP: 0.294, SLG: 0.286										1	0	0	0	0	0	0
Jesse Orosco, R (8, 1) OBP: 0.250, SLG: 0.250										0	0	0	0	0	0	0
Rusty Staub, L (9, PH) OBP: 0.372, SLG: 0.257										1	0	0	0	0	0	1
Inning Stats	R: 0 E: 0 K: 1 S: 5 H: 0 LOB: 0 BB: 0 P: 5	R: 0 E: 0 K: 1 S: 5 H: 0 LOB: 0 BB: 0 P: 5	R: 0 E: 0 K: 1 S: 5 H: 0 LOB: 0 BB: 0 P: 5	R: 1 E: 1 K: 0 S: 5 H: 1 LOB: 1 BB: 0 P: 5	R: 0 E: 0 K: 1 S: 7 H: 2 LOB: 2 BB: 0 P: 7	R: 0 E: 1 K: 1 S: 5 H: 0 LOB: 0 BB: 0 P: 5	R: 0 E: 1 K: 1 S: 6 H: 0 LOB: 1 BB: 0 P: 6	R: 1 E: 1 K: 0 S: 6 H: 2 LOB: 2 BB: 0 P: 6	R: 0 E: 0 K: 1 S: 5 H: 0 LOB: 1 BB: 1 P: 9	1B: 5 2B: 0 3B: 0 HR: 0 SF: 0 SAC: 0 DP: 0 HBP: 0						

PITCHER	IP	WLS	BF	H	R	ER	SO	BB	IBB	HBP	BLK	WP	HR	S	P	ERA	WHIP
Atlee Hammaker, L (1, 1) ERA: 1.2	7.2	W	31	5	2	0	6	0	0	0	0	0	0	43	43	0.00	0.652
Jim Barr, R (8, 1) ERA: 4.15	1.1	S	5	0	0	0	1	1	0	0	0	0	0	6	10	0.00	0.750

PITCHER	IP	WLS	BF	H	R	ER	SO	BB	IBB	HBP	BLK	WP	HR	S	P	ERA	WHIP

TOP

New York Mets @ San Francisco Giants

Candlestick Park, San Francisco, CA

Wed Jun 01 1983, 10:05 PM EDT

Att. 10,234 - Unknown

livebaseballscorecards.com

AB	35
R	2
H	5
RBI	2
BB	1
SO	7
LOB	14

PA: 36

WP: 0
PB: 0
SB: 2
CS: 1

Batter	1	2	3	4	5	6	7	8	9	AB	R	H	RBI	BB	SO	LOB
Johnnie LeMaster, R (1, 6) OBP: 0.384, SLG: 0.397	S S S 0-3 ① K		x 0-0 ② 5-3		x 0-0 ② F7		x 0-0 ③ 5-3			4	0	0	0	0	1	1
Darrell Evans, L (1, 3) OBP: 0.446, SLG: 0.644	x 0-0 FC5 BB 1B		B B B B 4-0 1B E BB		x 0-0 ③ F7			x 0-0 ① 6-3		3	1	1	0	1	0	0
Chili Davis, S (1, 8) OBP: 0.337, SLG: 0.434	x 0-0 ② F8		x 0-0 E6 1-H HR 1B			x 0-0 ① F2		S S S 0-3 ② K		4	1	1	0	0	1	1
Jack Clark, R (1, 9) OBP: 0.338, SLG: 0.435	B B B B 4-0 1-2 BB		x 0-0 2-H HR			S S S 0-3 ② K		x 0-0 ③ 6-3		3	1	1	2	1	1	0
Max Venable, L (1, 7) OBP: 0.264, SLG: 0.391	x 0-0 ③ FC5 2-3f		x 0-0 ③ F4			x 0-0 ③ F6				3	0	0	0	0	0	2
Tom O'Malley, L (1, 5) OBP: 0.346, SLG: 0.282		x 0-0 ① F7		x 0-0 ① F7			x 0-0 E 1B 1B			3	1	1	0	0	0	0
Brad Wellman, R (1, 4) OBP: 0.500, SLG: 0.400		x 0-0 ② F8		x 0-0 ② F8			x 0-0 E1 1B 1-2 1B			3	0	0	0	0	0	1
Milt May, L (1, 2) OBP: 0.264, SLG: 0.278		S S S 0-3 ③ K		x 0-0 ③ F8			x 0-0 ① 1-H 2-H 1B			3	0	1	1	0	1	0
Atlee Hammaker, S (1, 1) OBP: 0.138, SLG: 0.107			S S S 0-3 ① K		x 0-0 ① 1-3		x 0-0 ② 6-3			3	0	0	0	0	1	1
Jim Barr, R (8, 1) OBP: 0.167, SLG: 0.333										0	0	0	0	0	0	0
Inning Stats	R: 0 E: 0 K: 1 S: 6 H: 1 LOB: 2 BB: 1 P: 10	R: 0 E: 0 K: 1 S: 5 H: 0 LOB: 0 BB: 0 P: 5	R: 3 E: 1 K: 1 S: 7 H: 2 LOB: 1 BB: 1 P: 11	R: 0 E: 0 K: 0 S: 3 H: 0 LOB: 0 BB: 0 P: 3	R: 0 E: 0 K: 0 S: 3 H: 0 LOB: 0 BB: 0 P: 3	R: 0 E: 0 K: 1 S: 5 H: 0 LOB: 0 BB: 0 P: 5	R: 1 E: 1 K: 0 S: 5 H: 2 LOB: 1 BB: 0 P: 5	R: 0 E: 0 K: 1 S: 5 H: 0 LOB: 0 BB: 0 P: 5		1B: 4 2B: 0 3B: 0 HR: 1	SF: 0 SAC: 0 DP: 0 HBP: 0					

PITCHER		IP	WLS	BF	H	R	ER	SO	BB	IBB	HBP	BLK	WP	HR	S	P	ERA	WHIP
Tom Seaver, R ERA: 2.77	(1, 1)	7.0	L	28	5	4	3	4	2	0	0	0	0	1	34	42	3.86	1.000
Jesse Orosco, L ERA: 0.89	(8, 1)	1.0		3	0	0	0	1	0	0	0	0	0	0	5	5	0.00	0.000

PITCHER	IP	WLS	BF	H	R	ER	SO	BB	IBB	HBP	BLK	WP	HR	S	P	ERA	WHIP

BOTTOM

New York Mets @ San Francisco Giants

Candlestick Park, San Francisco, CA

Wed Jun 01 1983, 10:05 PM EDT

Att. 10,234 - Unknown

livebaseballscorecards.com

AB	29
R	4
H	5
RBI	3
BB	2
SO	5
LOB	6

1B: 4	SF: 0	WP: 0	PA: 31
2B: 0	SAC: 0	PB: 0	
3B: 0	DP: 0	SB: 0	
HR: 1	HBP: 0	CS: 0	

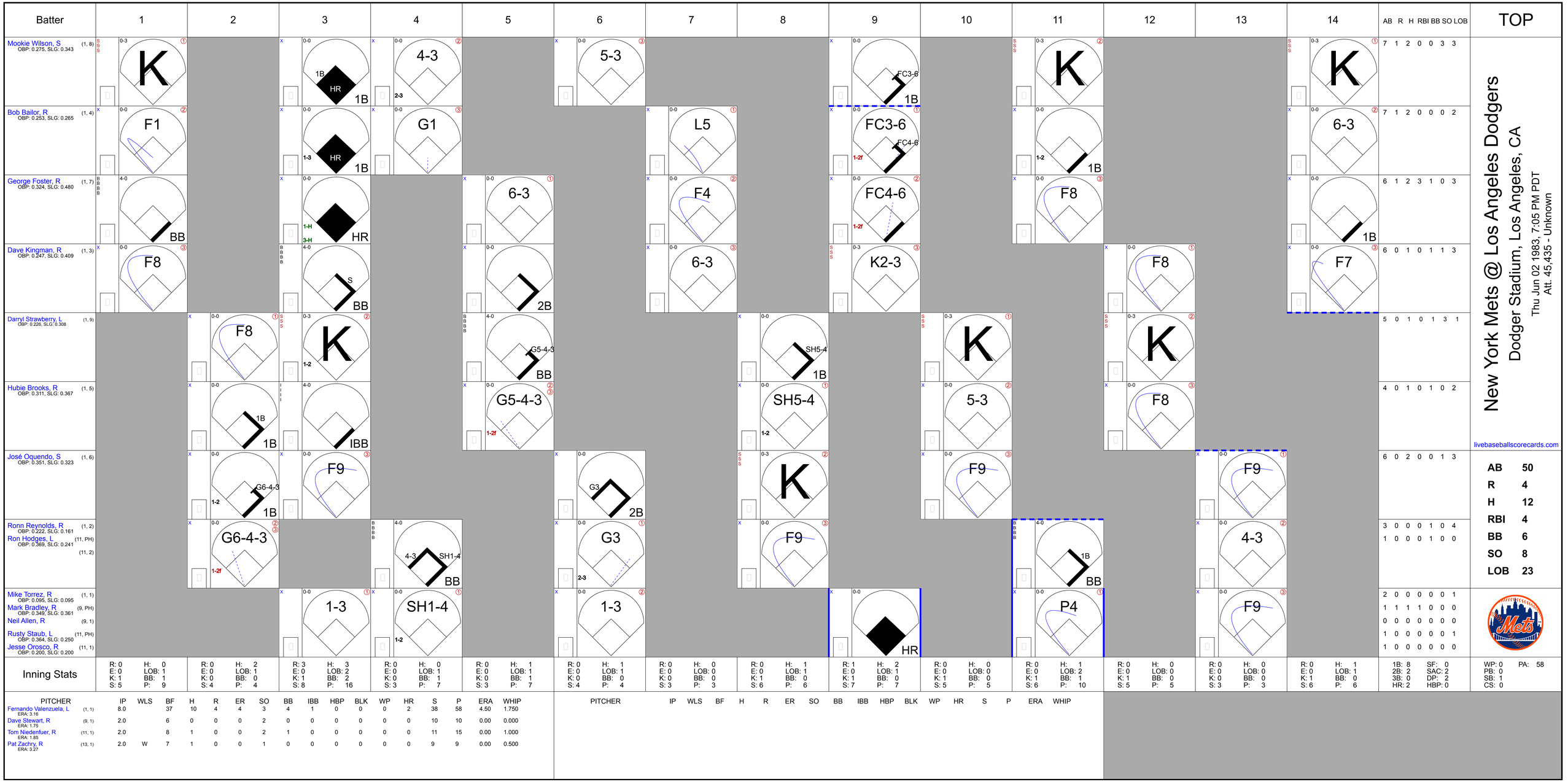

New York Mets @ Los Angeles Dodgers

Dodger Stadium, Los Angeles, CA

Thu Jun 02 1983, 7:05 PM PDT

Att. 45,435 - Unknown

livebaseballscorecards.com

Batter	1	2	3	4	5	6	7	8	9	10	11	12	13	14	AB	R	H	RBI	BB	SO	LOB
Mookie Wilson, S (1, 8) OBP: 0.275, SLG: 0.343	K		1B HR 1B	4-3 2-3		5-3			FC3-6 1B		K			K	7	1	2	0	0	3	3
Bob Bailor, R (1, 4) OBP: 0.253, SLG: 0.265	F1		1-3 HR 1B	G1			L5		FC3-6 FC4-6 1-2f		1-2 1B			6-3	7	1	2	0	0	0	2
George Foster, R (1, 7) OBP: 0.324, SLG: 0.480	BB		1-H 3-H HR		6-3		F4		FC4-6 1-2f		F8			1B	6	1	2	3	1	0	3
Dave Kingman, R (1, 3) OBP: 0.247, SLG: 0.409	F8		S BB		2B		6-3		K2-3			F8		F7	6	0	1	0	1	1	3
Darryl Strawberry, L (1, 9) OBP: 0.226, SLG: 0.308		F8	K 1-2		G5-4-3 BB			SH5-4 1B		K		K			5	0	1	0	1	3	1
Hubie Brooks, R (1, 5) OBP: 0.311, SLG: 0.367		1B 1B	IBB		G5-4-3 1-2f			SH5-4 1-2		5-3		F8			4	0	1	0	1	0	2
José Oquendo, S (1, 6) OBP: 0.351, SLG: 0.323		G6-4-3 1-2 1B	F9			G3 2B		K		F9			F9		6	0	2	0	0	1	3
Ronn Reynolds, R (1, 2) OBP: 0.222, SLG: 0.161		G6-4-3 1-2f		4-3 SH1-4 BB		G3 2-3		F9			1B BB		4-3		3	0	0	0	1	0	4
Ron Hodges, L (11, PH) OBP: 0.369, SLG: 0.241 (11, 2)															1	0	0	0	1	0	0
Mike Torrez, R (1, 1) OBP: 0.095, SLG: 0.095			1-3	SH1-4 1-2		1-3			HR		P4		F9		2	0	0	0	0	0	1
Mark Bradley, R (9, PH) OBP: 0.349, SLG: 0.361															1	1	1	1	0	0	0
Neil Allen, R (9, 1)															0	0	0	0	0	0	0
Rusty Staub, L (11, PH) OBP: 0.364, SLG: 0.250															1	0	0	0	0	0	1
Jesse Orosco, R (11, 1) OBP: 0.200, SLG: 0.200															1	0	0	0	0	0	0
Inning Stats	R: 0 E: 0 K: 1 S: 5 H: 0 LOB: 1 BB: 1 P: 9	R: 0 E: 0 K: 0 S: 4 H: 2 LOB: 1 BB: 0 P: 4	R: 3 E: 0 K: 1 S: 8 H: 3 LOB: 2 BB: 2 P: 16	R: 0 E: 0 K: 0 S: 3 H: 0 LOB: 1 BB: 1 P: 7	R: 0 E: 0 K: 0 S: 3 H: 1 LOB: 1 BB: 1 P: 7	R: 0 E: 0 K: 0 S: 4 H: 1 LOB: 1 BB: 0 P: 4	R: 0 E: 0 K: 0 S: 3 H: 0 LOB: 0 BB: 0 P: 3	R: 0 E: 0 K: 1 S: 6 H: 1 LOB: 1 BB: 0 P: 6	R: 1 E: 0 K: 1 S: 7 H: 2 LOB: 1 BB: 0 P: 7	R: 0 E: 0 K: 1 S: 5 H: 0 LOB: 0 BB: 0 P: 5	R: 0 E: 0 K: 1 S: 6 H: 1 LOB: 2 BB: 1 P: 10	R: 0 E: 0 K: 1 S: 5 H: 0 LOB: 0 BB: 0 P: 5	R: 0 E: 0 K: 0 S: 3 H: 0 LOB: 0 BB: 0 P: 3	R: 0 E: 0 K: 1 S: 6 H: 1 LOB: 1 BB: 0 P: 6	1B: 8 2B: 2 3B: 0 HR: 2 SF: 0 SAC: 2 DP: 2 HBP: 0	WP: 0 PB: 0 SB: 1 CS: 0 PA: 58

PITCHER		IP	WLS	BF	H	R	ER	SO	BB	IBB	HBP	BLK	WP	HR	S	P	ERA	WHIP
Fernando Valenzuela, L ERA: 3.16	(1, 1)	8.0		37	10	4	4	3	4	1	0	0	0	2	38	58	4.50	1.750
Dave Stewart, R ERA: 1.75	(9, 1)	2.0		6	0	0	0	2	0	0	0	0	0	0	10	10	0.00	0.000
Tom Niedenfuer, R ERA: 1.85	(11, 1)	2.0		8	1	0	0	2	1	0	0	0	0	0	11	15	0.00	1.000
Pat Zachry, R ERA: 3.27	(13, 1)	2.0	W	7	1	0	0	1	0	0	0	0	0	0	9	9	0.00	0.500

PITCHER	IP	WLS	BF	H	R	ER	SO	BB	IBB	HBP	BLK	WP	HR	S	P	ERA	WHIP

AB	50
R	4
H	12
RBI	4
BB	6
SO	8
LOB	23

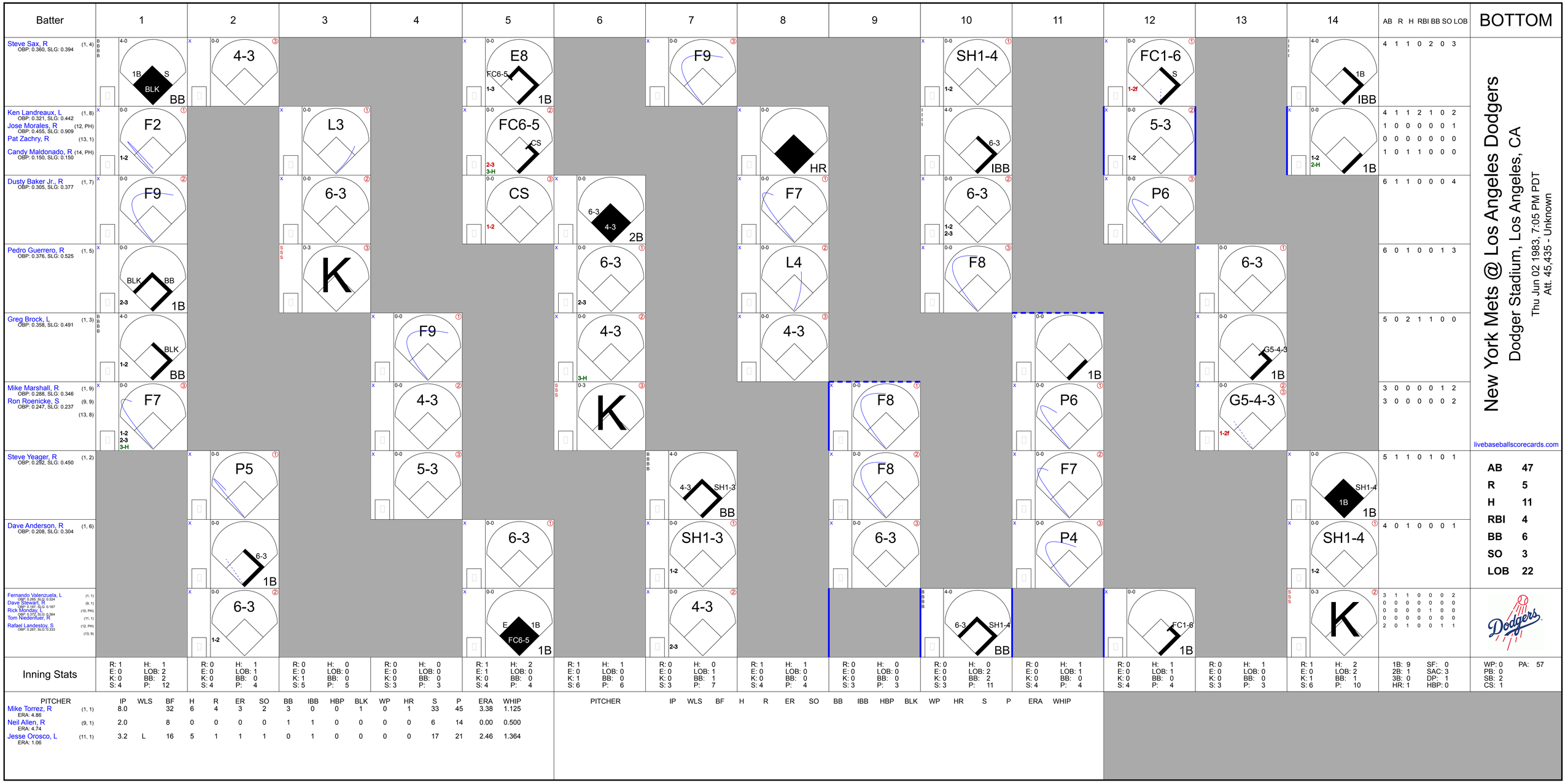
Batter
1
2
3
4
5
6
7
8
9
10
11
12
13
14
AB R H RBI BB SO LOB
BOTTOM
Steve Sax, R (1, 4) OBP: 0.360, SLG: 0.394
4-0 1B S BLK BB
0-0 4-3
0-0 E8 FC6-5 1-3 1B
0-0 F9
0-0 SH1-4 1-2
0-0 FC1-6 1-2f S
4-0 1B IBB
4 1 1 0 2 0 3
Ken Landreaux, L (1, 8) OBP: 0.321, SLG: 0.442
Jose Morales, R (12, PH) OBP: 0.455, SLG: 0.909
Pat Zachry, R (13, 1)
Candy Maldonado, R (14, PH) OBP: 0.150, SLG: 0.150
0-0 F2 1-2
0-0 L3
0-0 FC6-5 CS 2-3 3-H
0-0 HR
4-0 6-3 IBB
0-0 5-3 1-2
0-0 1-2 2-H 1B
4 1 1 2 1 0 2
1 0 0 0 0 0 1
0 0 0 0 0 0 0
1 0 1 1 0 0 0
Dusty Baker Jr., R (1, 7) OBP: 0.305, SLG: 0.377
0-0 F9
0-0 6-3
0-0 CS 1-2
0-0 6-3 4-3 2B
0-0 F7
0-0 6-3 1-2 2-3
0-0 P6
6 1 1 0 0 0 4
Pedro Guerrero, R (1, 5) OBP: 0.376, SLG: 0.525
0-0 BLK BB 2-3 1B
0-3 K
0-0 6-3 2-3
0-0 L4
0-0 F8
0-0 6-3
6 0 1 0 0 1 3
Greg Brock, L (1, 3) OBP: 0.358, SLG: 0.491
4-0 BLK 1-2 BB
0-0 F9
0-0 4-3 3-H
0-0 4-3
0-0 1B
0-0 G5-4-3 1B
5 0 2 1 1 0 0
Mike Marshall, R (1, 9) OBP: 0.288, SLG: 0.346
Ron Roenicke, S (9, 9) OBP: 0.247, SLG: 0.237
(13, 8)
0-0 F7 1-2 2-3 3-H
0-0 4-3
0-3 K
0-0 F8
0-0 P6
0-0 G5-4-3 1-2f
3 0 0 0 0 1 2
3 0 0 0 0 0 2
Steve Yeager, R (1, 2) OBP: 0.282, SLG: 0.450
0-0 P5
0-0 5-3
4-0 4-3 SH1-3 BB
0-0 F8
0-0 F7
0-0 1B 1B
5 1 1 0 1 0 1
Dave Anderson, R (1, 6) OBP: 0.208, SLG: 0.304
0-0 6-3 1B
0-0 6-3
0-0 SH1-3 1-2
0-0 6-3
0-0 P4
0-0 SH1-4 1-2
4 0 1 0 0 0 1
Fernando Valenzuela, L (1, 1) OBP: 0.269, SLG: 0.324
Dave Stewart, R (9, 1) OBP: 0.167, SLG: 0.167
Rick Monday, L (10, PH) OBP: 0.364, SLG: 0.364
Tom Niedenfuer, R (11, 1)
Rafael Landestoy, S (12, PH) OBP: 0.267, SLG: 0.333
(13, 9)
0-0 6-3 1-2
0-0 E 1B FC6-5 1B
0-0 SH1-3 2-3
0-0 4-3
4-0 6-3 SH1-4 BB
0-0 FC1-6 1B
0-3 K
3 1 1 0 0 0 2
0 0 0 0 0 0 0
0 0 0 0 1 0 0
0 0 0 0 0 0 0
2 0 1 0 0 1 1
Inning Stats
R: 1 E: 0 K: 0 S: 4 H: 1 LOB: 2 BB: 2 P: 12
R: 0 E: 0 K: 0 S: 4 H: 1 LOB: 1 BB: 0 P: 4
R: 0 E: 0 K: 1 S: 5 H: 0 LOB: 0 BB: 0 P: 5
R: 0 E: 0 K: 0 S: 3 H: 0 LOB: 0 BB: 0 P: 3
R: 1 E: 1 K: 0 S: 4 H: 2 LOB: 0 BB: 0 P: 4
R: 1 E: 0 K: 1 S: 6 H: 1 LOB: 0 BB: 0 P: 6
R: 0 E: 0 K: 0 S: 3 H: 0 LOB: 1 BB: 1 P: 7
R: 1 E: 0 K: 0 S: 4 H: 1 LOB: 0 BB: 0 P: 4
R: 0 E: 0 K: 0 S: 3 H: 0 LOB: 0 BB: 0 P: 3
R: 0 E: 0 K: 0 S: 3 H: 0 LOB: 2 BB: 2 P: 11
R: 0 E: 0 K: 0 S: 4 H: 1 LOB: 1 BB: 0 P: 4
R: 0 E: 0 K: 0 S: 4 H: 1 LOB: 1 BB: 0 P: 4
R: 0 E: 0 K: 0 S: 3 H: 1 LOB: 0 BB: 0 P: 3
R: 1 E: 0 K: 1 S: 6 H: 2 LOB: 2 BB: 1 P: 10
1B: 9 2B: 1 3B: 0 HR: 1
SF: 0 SAC: 3 DP: 1 HBP: 0
WP: 0 PB: 0 SB: 2 CS: 1
PA: 57
PITCHER IP WLS BF H R ER SO BB IBB HBP BLK WP HR S P ERA WHIP
Mike Torrez, R (1, 1) ERA: 4.86 8.0 32 6 4 3 2 3 0 0 1 0 1 33 45 3.38 1.125
Neil Allen, R (9, 1) ERA: 4.74 2.0 8 0 0 0 0 1 1 0 0 0 0 6 14 0.00 0.500
Jesse Orosco, L (11, 1) ERA: 1.06 3.2 L 16 5 1 1 1 0 1 0 0 0 0 17 21 2.46 1.364
PITCHER IP WLS BF H R ER SO BB IBB HBP BLK WP HR S P ERA WHIP
New York Mets @ Los Angeles Dodgers
Dodger Stadium, Los Angeles, CA
Thu Jun 02 1983, 7:05 PM PDT
Att. 45,435 - Unknown
livebaseballscorecards.com
AB 47
R 5
H 11
RBI 4
BB 6
SO 3
LOB 22
Dodgers

New York Mets @ Los Angeles Dodgers

Dodger Stadium, Los Angeles, CA

Fri Jun 03 1983, 7:05 PM PDT

Att. 45,662 - Unknown

TOP

livebaseballscorecards.com

Batter	1	2	3	4	5	6	7	8	9	AB	R	H	RBI	BB	SO	LOB
Mookie Wilson, S (1, 8) OBP: 0.278, SLG: 0.341	S S S 0-3 ① K		x 0-0 ① 6-3		S S S 0-3 ③ K		4-0 1B E IBB		x 0-0 S 1B 1B	4	2	1	0	1	2	0
Hubie Brooks, R (1, 5) OBP: 0.317, SLG: 0.373	x 0-0 E S E 1B		x 0-0 ② 1-3			x 0-0 6-3 S 1B 1B	x 0-0 E9 1-H 2-H 1B		x 0-0 PB S 1-H 1B	3	1	2	0	0	0	0
Bob Bailor, R (6, PR) OBP: 0.273, SLG: 0.286 (6, 5)										2	1	2	2	0	0	0
Darryl Strawberry, L (1, 9) OBP: 0.225, SLG: 0.301	S S S 0-3 ② K		x 0-0 1B			x 0-0 ① 6-3 1-3	x 0-0 ③ 4-3		S S S 0-3 ② K 1-3	5	0	1	0	0	2	4
George Foster, R (1, 7) OBP: 0.333, SLG: 0.483	B B B B 4-0 E 1-3 BB		x 0-0 ③ 5-3			x 0-0 1B 3-H 1B		x 0-0 1B 1B	S S S 0-3 ③ K	3	0	2	1	1	0	1
Mark Bradley, R (8, PR) OBP: 0.341, SLG: 0.351 (8, 7)										1	0	0	0	0	1	1
Dave Kingman, R (1, 3) OBP: 0.253, SLG: 0.412	x 0-0 E5 1-2 3-H			x 0-0 ① F3		x 0-0 G3-6-1 1-2 1B		x 0-0 1-2 1B		4	0	2	0	0	0	1
Ron Hodges, L (1, 2) OBP: 0.355, SLG: 0.230	S S S 0-3 ③ K			x 0-0 ② 1-3		x 0-0 ② ③ G3-6-1 1-2f		x 0-0 ① F7		4	0	0	0	0	1	6
Brian Giles, R (1, 4) OBP: 0.290, SLG: 0.252		x 0-0 ① 1-3		S S S 0-3 ③ K			x 0-0 SH3 1B 1B	x 0-0 ② F9		4	1	1	0	0	1	2
José Oquendo, S (1, 6) OBP: 0.346, SLG: 0.319		x 0-0 3-1 1B			x 0-0 ① 6-3		x 0-0 ① F7	x 0-0 ③ F9		4	0	1	0	0	0	3
Ed Lynch, R (1, 1) OBP: 0.250, SLG: 0.250		x 0-0 ② ③ 3-1 1-2			x 0-0 ② 5-3		x 0-0 ② SH3 1-2		S S S 0-3 ① K	2	0	0	0	0	0	1
Doug Sisk, R (8, 1)										1	0	0	0	0	1	0

AB	37
R	5
H	12
RBI	3
BB	2
SO	8
LOB	19

Inning Stats	1	2	3	4	5	6	7	8	9	1B: 12	SF: 0	WP: 0	PA: 40
R:	1	0	0	0	0	1	2	0	1	2B: 0	SAC: 1	PB: 1	
E:	1	0	0	0	0	0	1	0	0	3B: 0	DP: 1	SB: 4	
K:	3	0	0	1	1	0	0	0	3	HR: 0	HBP: 0	CS: 0	
S:	11	3	4	5	5	5	5	5	11				
LOB:	2	1	1	0	0	2	2	2	1				
BB:	1	0	0	0	0	0	1	0	0				
P:	15	3	4	5	5	5	9	5	11				
H:	1	1	1	0	0	3	2	2	2				

PITCHER		IP	WLS	BF	H	R	ER	SO	BB	IBB	HBP	BLK	WP	HR	S	P	ERA	WHIP
Joe Beckwith, R ERA: 2.95	(1, 1)	5.1	L	23	6	2	1	5	1	0	0	0	0	0	32	36	1.69	1.312
Pat Zachry, R ERA: 3.09	(6, 1)	0.2		1	0	0	0	0	0	0	0	0	0	0	1	1	0.00	0.000
Tom Niedenfuer, R ERA: 2.05	(7, 1)	2.0		11	4	2	1	0	0	1	0	0	0	0	10	14	4.50	2.000
Ricky Wright, L ERA: 9.0	(9, 1)	1.0		5	2	1	1	3	0	0	0	0	0	0	11	11	9.00	2.000

PITCHER	IP	WLS	BF	H	R	ER	SO	BB	IBB	HBP	BLK	WP	HR	S	P	ERA	WHIP

BOTTOM

New York Mets @ Los Angeles Dodgers

Dodger Stadium, Los Angeles, CA

Fri Jun 03 1983, 7:05 PM PDT

Att. 45,662 - Unknown

livebaseballscorecards.com

Batter	1	2	3	4	5	6	7	8	9	AB	R	H	RBI	BB	SO	LOB
Steve Sax, R (1, 4) OBP: 0.353, SLG: 0.385	F3		6-3			F9		4-3 2-3		4	0	0	0	0	0	1
Dave Anderson, R (1, 6) OBP: 0.214, SLG: 0.296	CS 1B		6-3			6-3		K2-3		4	0	1	0	0	1	1
Dusty Baker Jr., R (1, 7) OBP: 0.309, SLG: 0.376 Ricky Wright, L (9, 1)	1-2 BB			6-3			P3	FC6-4 3-H 1B		3 0	0 0	1 0	1 0	1 0	0 0	0 0
Pedro Guerrero, R (1, 5) OBP: 0.373, SLG: 0.519	K			G4-6-3 1B			F8	FC6-4 1-2f		4	0	1	0	0	1	2
Greg Brock, L (1, 3) OBP: 0.355, SLG: 0.485		F8		G4-6-3 1-2f			BB 1B 1B		F8	4	1	1	0	0	0	1
Ken Landreaux, L (1, 8) OBP: 0.325, SLG: 0.437		4-3			3-4-3		1B 1-2 BB		BB	2	0	0	0	2	0	0
Mike Marshall, R (1, 9) OBP: 0.295, SLG: 0.352		1B			K		1-3 2-H 1B		K	4	0	2	1	0	2	1
Dave Sax, R (1, 2)		F7			5-3		4-3		F3	4	0	0	0	0	0	4
Joe Beckwith, L (1, 1) Pat Zachry, R (6, 1) Rafael Landestoy, S (6, PH) OBP: 0.250, SLG: 0.313 Tom Niedenfuer, R (7, 1) Ron Roenicke, S (8, PH) OBP: 0.256, SLG: 0.260 (9, 7)			K			F9		4-3 1B 2B		1 0 0 1 0 1	0 0 0 0 0 1	0 0 0 0 0 1	0 0 0 0 0 1	0 0 0 0 0 0	1 0 0 0 0 0	0 0 0 0 0 0
Inning Stats	R: 0 E: 0 K: 1 S: 5 H: 1 LOB: 1 BB: 1 P: 9	R: 0 E: 0 K: 0 S: 4 H: 1 LOB: 1 BB: 0 P: 4	R: 0 E: 0 K: 1 S: 5 H: 0 LOB: 0 BB: 0 P: 5	R: 0 E: 0 K: 0 S: 3 H: 1 LOB: 0 BB: 0 P: 3	R: 0 E: 0 K: 1 S: 5 H: 0 LOB: 0 BB: 0 P: 5	R: 0 E: 0 K: 0 S: 3 H: 0 LOB: 0 BB: 0 P: 3	R: 1 E: 0 K: 0 S: 5 H: 2 LOB: 2 BB: 1 P: 9	R: 1 E: 0 K: 1 S: 7 H: 2 LOB: 1 BB: 0 P: 7	R: 0 E: 0 K: 1 S: 5 H: 0 LOB: 1 BB: 1 P: 9	1B: 6 2B: 1 3B: 0 HR: 0 SF: 0 SAC: 0 DP: 1 HBP: 0			WP: 0 PB: 0 SB: 0 CS: 1 PA: 35			

	AB	32
	R	2
	H	7
	RBI	2
	BB	3
	SO	5
	LOB	10

PITCHER		IP	WLS	BF	H	R	ER	SO	BB	IBB	HBP	BLK	WP	HR	S	P	ERA	WHIP
Ed Lynch, R ERA: 3.26	(1, 1)	7.0	W	27	6	2	2	3	2	0	0	0	0	0	31	39	2.57	1.143
Doug Sisk, R ERA: 3.09	(8, 1)	2.0	S	8	1	0	0	2	1	0	0	0	0	0	11	15	0.00	1.000

PITCHER	IP	WLS	BF	H	R	ER	SO	BB	IBB	HBP	BLK	WP	HR	S	P	ERA	WHIP

Batter	1	2	3	4	5	6	7	8	9	AB	R	H	RBI	BB	SO	LOB
Mookie Wilson, S (1, 8) OBP: 0.273, SLG: 0.335	S S S 0-3 ① K		x 0-0 ② FC4-6 S 1B 1-2f		S S S 0-3 ③ K			x 0-0 ① F7		4	1	0	0	0	2	1
Hubie Brooks, R (1, 5) OBP: 0.326, SLG: 0.387	x 0-0 2B		x 0-0 1B 1-H			x 0-0 ① F8		x 0-0 FC4 1B		4	0	3	1	0	0	0
Darryl Strawberry, L (1, 9) OBP: 0.215, SLG: 0.287	x 0-0 ② F8		S S S 0-3 ③ K			x 0-0 ② 6-3		S S S 0-3 ② K		4	0	0	0	0	2	3
Rusty Staub, L (1, 7) OBP: 0.333, SLG: 0.225	x 0-0 ③ 6-3			x 0-0 ① 3-1		x 0-0 ③ 6-3		x 0-0 ③ FC4 1-2f		4	0	0	0	0	0	2
Dave Kingman, R (1, 3) OBP: 0.253, SLG: 0.408 Mark Bradley, R (9, PR) OBP: 0.341, SLG: 0.351		x 0-0 ① F4		x 0-0 ② F4			x 0-0 ① F7		x 0-0 B1-6-4 1B	4 0	0 0	1 0	0 0	0 0	0 0	0 0
Ron Hodges, L (1, 2) OBP: 0.360, SLG: 0.242		S S S 0-3 ② K		x 0-0 1B			x 0-0 1B		x 0-0 ① ② B1-6-4 1-2f	4	0	2	0	0	1	1
Brian Giles, R (1, 4) OBP: 0.291, SLG: 0.254 George Foster, R (9, PH) OBP: 0.332, SLG: 0.480		x 0-0 ③ F9		x 0-0 ③ 1-3			x 0-0 1-3 1B		x 0-0 ③ L6	3 1	0 0	1 0	0 0	0 0	0 0	1 1
José Oquendo, S (1, 6) OBP: 0.346, SLG: 0.319			x 0-0 ① F8		x 0-0 CS 1B		x 0-0 ② F7			3	0	1	0	0	0	2
Craig Swan, R (1, 1) OBP: 0.200, SLG: 0.200 Danny Heep, L (7, PH) OBP: 0.374, SLG: 0.476 Neil Allen, R (7, 1)			x 0-0 FC4-6 1B		S S S 0-3 ① ② K 1-2		S S S 0-3 ③ K			2 1 0	0 0 0	1 0 0	0 0 0	0 0 0	1 1 0	1 2 0
Inning Stats	R: 0 E: 0 K: 1 S: 6 H: 1 LOB: 1 BB: 0 P: 6	R: 0 E: 0 K: 1 S: 5 H: 0 LOB: 0 BB: 0 P: 5	R: 1 E: 0 K: 1 S: 7 H: 2 LOB: 1 BB: 0 P: 7	R: 0 E: 0 K: 0 S: 4 H: 1 LOB: 1 BB: 0 P: 4	R: 0 E: 0 K: 2 S: 7 H: 1 LOB: 0 BB: 0 P: 7	R: 0 E: 0 K: 0 S: 3 H: 0 LOB: 0 BB: 0 P: 3	R: 0 E: 0 K: 1 S: 7 H: 2 LOB: 2 BB: 0 P: 7	R: 0 E: 0 K: 1 S: 6 H: 1 LOB: 1 BB: 0 P: 6	R: 0 E: 0 K: 0 S: 3 H: 1 LOB: 1 BB: 0 P: 3	1B: 8 2B: 1 3B: 0 HR: 0 SF: 0 SAC: 0 DP: 1 HBP: 0						

PITCHER	IP	WLS	BF	H	R	ER	SO	BB	IBB	HBP	BLK	WP	HR	S	P	ERA	WHIP
Burt Hooton, R (1, 1) ERA: 3.73	8.0	W	32	9	1	1	7	0	0	0	0	0	0	46	46	1.12	1.125
Dave Stewart, R (9, 1) ERA: 1.7	1.0	S	2	0	0	0	0	0	0	0	0	0	0	2	2	0.00	0.000

PITCHER	IP	WLS	BF	H	R	ER	SO	BB	IBB	HBP	BLK	WP	HR	S	P	ERA	WHIP

TOP

New York Mets @ Los Angeles Dodgers

Dodger Stadium, Los Angeles, CA

Sat Jun 04 1983, 7:05 PM PDT

Att. 49,447 - Unknown

livebaseballscorecards.com

AB	34
R	1
H	9
RBI	1
BB	0
SO	7
LOB	14

WP: 0 PB: 0 SB: 1 CS: 1 PA: 34

New York Mets @ Los Angeles Dodgers

Dodger Stadium, Los Angeles, CA

Sat Jun 04 1983, 7:05 PM PDT

Att. 49,447 - Unknown

livebaseballscorecards.com

BOTTOM

Batter	1	2	3	4	5	6	7	8	9	AB	R	H	RBI	BB	SO	LOB
Steve Sax, R (1, 4) OBP: 0.352, SLG: 0.379	SSS 0-3 ① K		x 0-0 ③ 6-3		x 0-0 ③ 5-3		BBBB 4-0 S BB			3	0	0	0	1	1	2
Ken Landreaux, L (1, 8) OBP: 0.328, SLG: 0.438	x 0-0 CS 1B			x 0-0 ① 6-3		x 0-0 F8 5-3 1B	x 0-0 ③ 6-3 1-2			4	0	2	0	0	0	1
Dusty Baker Jr., R (1, 7) OBP: 0.308, SLG: 0.370	x 0-0 ②③ F9 1-2			BBBB 4-0 BB		x 0-0 ① 5-3 1-2		x 0-0 ① F6		3	0	0	0	1	0	2
Pedro Guerrero, R (1, 5) OBP: 0.371, SLG: 0.511		x 0-0 ① F3		x 0-0 ② F3		BBBB 4-0 BB		x 0-0 ② 5-3		3	0	0	0	1	0	1
Greg Brock, L (1, 3) OBP: 0.358, SLG: 0.503		x 0-0 HR		x 0-0 ③ G3		x 0-0 ② F8 2-3		x 0-0 1B		4	1	2	1	0	0	3
Mike Marshall, R (1, 9) OBP: 0.296, SLG: 0.351 Ron Roenicke, S (8, 9) OBP: 0.253, SLG: 0.256		SSS 0-3 ② K			x 0-0 SH1-4 1B 1B	x 0-0 ③ F8		x 0-0 ③ F9		3 1	0 0	1 0	0 0	0 0	1 0	2 1
Steve Yeager, R (1, 2) OBP: 0.299, SLG: 0.478		SSS 0-3 ③ K			x 0-0 SH1-4 1-2 1B		x 0-0 HR			3	1	2	1	0	1	0
Dave Anderson, R (1, 6) OBP: 0.194, SLG: 0.267			x 0-0 ① 6-3		SSS 0-3 ① K		SSS 0-3 ① K			3	0	0	0	0	2	2
Burt Hooton, R (1, 1) OBP: 0.182, SLG: 0.150 Dave Stewart, R (9, 1) OBP: 0.167, SLG: 0.167 Derrel Thomas, S (9, 9) OBP: 0.429, SLG: 0.413			x 0-0 ② F8		x 0-0 ② SH1-4 1-2 2-3		x 0-0 ② P5			2 0 0	0 0 0	0 0 0	0 0 0	0 0 0	0 0 0	0 0 0
Inning Stats	R: 0 H: 1 E: 0 LOB: 0 K: 1 BB: 0 S: 5 P: 5	R: 1 H: 1 E: 0 LOB: 0 K: 2 BB: 0 S: 8 P: 8	R: 0 H: 0 E: 0 LOB: 0 K: 0 BB: 0 S: 3 P: 3	R: 0 H: 0 E: 0 LOB: 1 K: 0 BB: 1 S: 3 P: 7	R: 0 H: 2 E: 0 LOB: 2 K: 1 BB: 0 S: 7 P: 7	R: 0 H: 1 E: 0 LOB: 2 K: 0 BB: 1 S: 4 P: 8	R: 1 H: 1 E: 0 LOB: 1 K: 1 BB: 1 S: 6 P: 10	R: 0 H: 1 E: 0 LOB: 1 K: 0 BB: 0 S: 4 P: 4		1B: 5 SF: 0 2B: 0 SAC: 1 3B: 0 DP: 0 HR: 2 HBP: 0						WP: 0 PA: 33 PB: 0 SB: 1 CS: 1	

	AB	29
	R	2
	H	7
	RBI	2
	BB	3
	SO	5
	LOB	14

PITCHER		IP	WLS	BF	H	R	ER	SO	BB	IBB	HBP	BLK	WP	HR	S	P	ERA	WHIP
Craig Swan, R ERA: 4.25	(1, 1)	6.0		24	5	1	1	4	2	0	0	0	0	1	30	38	1.50	1.167
Neil Allen, R ERA: 4.73	(7, 1)	2.0	L	9	2	1	1	1	1	0	0	0	0	1	10	14	4.50	1.500

PITCHER	IP	WLS	BF	H	R	ER	SO	BB	IBB	HBP	BLK	WP	HR	S	P	ERA	WHIP

Batter	1	2	3	4	5	6	7	8	9	AB	R	H	RBI	BB	SO	LOB
Mookie Wilson, S (1, 8) OBP: 0.273, SLG: 0.333	K	5-3			G4-6-3 1-2f			E S 1B 2-H 1B		4	1	1	1	0	1	1
Bob Bailor, R (1, 7) OBP: 0.272, SLG: 0.284	6-3		G3			6-3		E 1-H 1B		4	0	1	1	0	0	0
Hubie Brooks, R (1, 5) OBP: 0.324, SLG: 0.384	1B 1B 1B		F7			3-1		K 1-3		4	1	1	0	0	1	1
Dave Kingman, R (1, 3) OBP: 0.253, SLG: 0.404	1B 1B 1-2 1B		6-3			5-3		P3		4	1	1	0	0	0	2
Mike Jorgensen, L (8, 3) OBP: 0.318, SLG: 0.421										0	0	0	0	0	0	0
Mark Bradley, R (1, 9) OBP: 0.333, SLG: 0.341	1B 1-2 2-H 1B			K			4-3		K	4	0	1	1	0	2	0
Brian Giles, R (1, 4) OBP: 0.296, SLG: 0.260	1-2 2-H 1B			CS 1B			G3		5-3	4	0	2	1	0	0	0
José Oquendo, S (1, 6) OBP: 0.329, SLG: 0.303	F9			K 1-2			6-3		F3	4	0	0	0	0	1	3
Ronn Reynolds, R (1, 2) OBP: 0.242, SLG: 0.186		K			G4-6-3 1B			SH1-4 1B 1B		3	0	2	0	0	1	0
Darryl Strawberry, L (8, PR) OBP: 0.215, SLG: 0.287										0	1	0	0	0	0	0
Ron Hodges, L (8, 2) OBP: 0.360, SLG: 0.242										0	0	0	0	0	0	0
Scott Holman, R (1, 1) OBP: 0.231, SLG: 0.231		K			K			SH1-4 1-2		2	0	0	0	0	2	1
Jesse Orosco, R (9, 1) OBP: 0.200, SLG: 0.200										0	0	0	0	0	0	0
Inning Stats	R: 2 E: 0 K: 1 S: 9 H: 4 LOB: 2 BB: 0 P: 9	R: 0 E: 0 K: 2 S: 7 H: 0 LOB: 0 BB: 0 P: 7	R: 0 E: 0 K: 0 S: 3 H: 0 LOB: 0 BB: 0 P: 3	R: 0 E: 0 K: 2 S: 7 H: 1 LOB: 1 BB: 0 P: 7	R: 0 E: 0 K: 1 S: 5 H: 1 LOB: 0 BB: 0 P: 5	R: 0 E: 0 K: 0 S: 3 H: 0 LOB: 0 BB: 0 P: 3	R: 0 E: 0 K: 0 S: 3 H: 0 LOB: 0 BB: 0 P: 3	R: 2 E: 1 K: 1 S: 8 H: 3 LOB: 2 BB: 0 P: 8	R: 0 E: 0 K: 1 S: 5 H: 0 LOB: 0 BB: 0 P: 5	1B: 9 2B: 1 3B: 0 HR: 0 SF: 0 SAC: 1 DP: 2 HBP: 0						

PITCHER	IP	WLS	BF	H	R	ER	SO	BB	IBB	HBP	BLK	WP	HR	S	P	ERA	WHIP
Jerry Reuss, L (1, 1) ERA: 2.9	7.1	L	29	9	4	3	6	0	0	0	0	0	0	41	41	3.68	1.227
Dave Stewart, R (8, 1) ERA: 1.63	1.2		5	0	0	0	2	0	0	0	0	0	0	9	9	0.00	0.000

PITCHER	IP	WLS	BF	H	R	ER	SO	BB	IBB	HBP	BLK	WP	HR	S	P	ERA	WHIP

TOP

New York Mets @ Los Angeles Dodgers

Dodger Stadium, Los Angeles, CA

Sun Jun 05 1983, 3:33 AM PDT

Att. 48,214 - Unknown

livebaseballscorecards.com

AB	33
R	4
H	9
RBI	4
BB	0
SO	8
LOB	8

WP	0
PB	0
SB	1
CS	1
PA	34

BOTTOM

New York Mets @ Los Angeles Dodgers

Dodger Stadium, Los Angeles, CA

Sun Jun 05 1983, 3:33 AM PDT

Att. 48,214 - Unknown

livebaseballscorecards.com

Batter	1	2	3	4	5	6	7	8	9	AB	R	H	RBI	BB	SO	LOB
Steve Sax, R (1, 4) OBP: 0.353, SLG: 0.380	6-3	F2			E SH1-3 1B		S 1B		K	5	1	2	0	0	1	3
Bill Russell, R (1, 6) OBP: 0.346, SLG: 0.311	1B SF8 1B		1-3 1B		SH1-3 1-H		F7 1-2			3	1	2	1	0	0	1
Ken Landreaux, L (1, 8) OBP: 0.327, SLG: 0.434	1-3 1B		1-3 1-2		G3			F8		4	0	1	0	0	0	1
Pedro Guerrero, R (1, 5) OBP: 0.364, SLG: 0.503	SF8 3-H		K			F8		5-3		3	0	0	1	0	1	1
Greg Brock, L (1, 3) OBP: 0.356, SLG: 0.494	K		4-3			1-3		FC6-4 BB		3	0	0	0	1	1	2
Mike Marshall, R (1, 9) OBP: 0.295, SLG: 0.348		5-3		F8		1B		FC6-4 1-2f		4	0	1	0	0	0	1
Steve Yeager, R (1, 2) OBP: 0.291, SLG: 0.464		5-3		F8		F9			F8	4	0	0	0	0	0	1
Ron Roenicke, S (1, 7) OBP: 0.264, SLG: 0.259		BB 1B		4-3			G3		1B	3	0	1	0	1	0	0
Jerry Reuss, L (1, 1) OBP: 0.188, SLG: 0.194		1-2 1B			K		1-3		K	3	0	1	0	0	1	0
Dave Stewart, R (8, 1) OBP: 0.167, SLG: 0.167										0	0	0	0	0	0	0
Rick Monday, L (9, PH) OBP: 0.372, SLG: 0.364										0	0	0	0	0	0	0
Jose Morales, R (9, PH) OBP: 0.417, SLG: 0.833										1	0	0	0	0	1	1
Inning Stats	R: 1 E: 0 K: 1 S: 7 H: 2 LOB: 1 BB: 0 P: 7	R: 0 E: 0 K: 0 S: 4 H: 1 LOB: 2 BB: 1 P: 8	R: 0 E: 0 K: 1 S: 6 H: 1 LOB: 1 BB: 0 P: 6	R: 0 E: 0 K: 0 S: 3 H: 0 LOB: 0 BB: 0 P: 3	R: 1 E: 0 K: 1 S: 6 H: 1 LOB: 0 BB: 0 P: 6	R: 0 E: 0 K: 0 S: 4 H: 1 LOB: 1 BB: 0 P: 4	R: 0 E: 0 K: 0 S: 4 H: 1 LOB: 1 BB: 0 P: 4	R: 0 E: 0 K: 0 S: 3 H: 0 LOB: 1 BB: 1 P: 7	R: 0 E: 0 K: 2 S: 8 H: 1 LOB: 1 BB: 0 P: 8	1B: 8 2B: 0 3B: 0 HR: 0 SF: 1 SAC: 1 DP: 0 HBP: 0	WP: 0 PB: 0 SB: 2 CS: 0 PA: 37					

	AB	33
	R	2
	H	8
	RBI	2
	BB	2
	SO	5
	LOB	11

PITCHER	IP	WLS	BF	H	R	ER	SO	BB	IBB	HBP	BLK	WP	HR	S	P	ERA	WHIP
Scott Holman, R (1, 1) ERA: 3.54	8.1	W	35	8	2	1	3	2	0	0	0	0	0	39	47	1.08	1.200
Jesse Orosco, L (9, 1) ERA: 1.04	0.2	S	2	0	0	0	2	0	0	0	0	0	0	6	6	0.00	0.000

PITCHER	IP	WLS	BF	H	R	ER	SO	BB	IBB	HBP	BLK	WP	HR	S	P	ERA	WHIP

Batter	1	2	3	4	5	6	7	8	9	AB	R	H	RBI	BB	SO	LOB
Mookie Wilson, S (1, 8) OBP: 0.272, SLG: 0.329	BBBB 4-0 4-3 6-3 BB		SSS 0-3 ③ K			X 0-0 ① 4-3		SSS 0-3 ① K		3	0	0	0	1	2	0
Hubie Brooks, R (1, 5) OBP: 0.323, SLG: 0.381	X 0-0 ① 6-3 1-2			SSS 0-3 ① K		X 0-0 G4-6-3 1B		X 0-0 ② 6-3		4	0	1	0	0	1	1
Darryl Strawberry, L (1, 9) OBP: 0.227, SLG: 0.297	X 0-0 ② 4-3 2-3			X 0-0 E8 4-3 1B		X 0-0 ②③ G4-6-3 1-2f		X 0-0 1B		4	0	2	0	0	0	2
Danny Heep, L (1, 7) OBP: 0.359, SLG: 0.455	X 0-0 ③ 4-3			X 0-0 ② 4-3 2-3			SSS 0-3 ① K	X 0-0 ③ F7		4	0	0	0	0	1	3
Dave Kingman, R (1, 3) OBP: 0.264, SLG: 0.405		BBBB 4-0 FC4-6 BB		SSS 0-3 ③ K			BBBB 4-0 1B 1B BB		X 0-0 FC3-6 1B	2	1	1	0	2	1	1
Ron Hodges, L (1, 2) OBP: 0.348, SLG: 0.232		X 0-0 ① FC4-6 CS 1-2f			SSS 0-3 ① K		X 0-0 ② F9		X 0-0 ① FC3-6 1-3 1-2f	4	0	0	0	0	1	3
Brian Giles, R (1, 4) OBP: 0.295, SLG: 0.260		SSS 0-3 ②③ K 1-2			X 0-0 ② 5-3		X 0-0 1B 1-2 1B		X 0-0 ② 1-3 1-2	4	0	1	0	0	1	2
José Oquendo, S (1, 6) OBP: 0.333, SLG: 0.299 Rusty Staub, L (7, PH) OBP: 0.347, SLG: 0.244 Bob Bailor, R (7, PR) OBP: 0.268, SLG: 0.280 (7, 6)			X 0-0 ① 1-3		BBBB 4-0 BB		X 0-0 1-3 2-H 1B		X 0-0 ③ 4-3	1 1 1	0 0 0	0 1 0	0 1 0	1 0 0	0 0 0	0 0 1
Tom Seaver, R (1, 1) OBP: 0.280, SLG: 0.417 Neil Allen, R (6, 1) Mike Jorgensen, L (7, PH) OBP: 0.304, SLG: 0.400 Jesse Orosco, R (7, 1) OBP: 0.200, SLG: 0.200			X 0-0 ② 6-3		SSS 0-3 ③ K		X 0-0 ③ F7			2 0 1 0	0 0 0 0	0 0 0 0	0 0 0 0	0 0 0 0	1 0 0 0	1 0 2 0
Inning Stats	R: 0 E: 0 K: 0 S: 3 H: 0 LOB: 1 BB: 1 P: 7	R: 0 E: 0 K: 1 S: 4 H: 0 LOB: 0 BB: 1 P: 8	R: 0 E: 0 K: 1 S: 5 H: 0 LOB: 0 BB: 0 P: 5	R: 0 E: 1 K: 2 S: 8 H: 1 LOB: 1 BB: 0 P: 8	R: 0 E: 0 K: 2 S: 7 H: 0 LOB: 1 BB: 1 P: 11	R: 0 E: 0 K: 0 S: 3 H: 1 LOB: 0 BB: 0 P: 3	R: 1 E: 0 K: 1 S: 7 H: 2 LOB: 2 BB: 1 P: 11	R: 0 E: 0 K: 1 S: 6 H: 1 LOB: 1 BB: 0 P: 6	R: 0 E: 0 K: 0 S: 4 H: 1 LOB: 1 BB: 0 P: 4	1B: 6 2B: 0 3B: 0 HR: 0 SF: 0 SAC: 0 DP: 1 HBP: 0						

PITCHER		IP	WLS	BF	H	R	ER	SO	BB	IBB	HBP	BLK	WP	HR	S	P	ERA	WHIP
Chuck Rainey, R ERA: 3.73	(1, 1)	7.0	W	27	4	1	1	7	4	0	0	0	0	0	37	53	1.29	1.143
Bill Campbell, R ERA: 3.06	(8, 1)	2.0	S	8	2	0	0	1	0	0	0	0	0	0	10	10	0.00	1.000

PITCHER	IP	WLS	BF	H	R	ER	SO	BB	IBB	HBP	BLK	WP	HR	S	P	ERA	WHIP

TOP

New York Mets @ Chicago Cubs

Wrigley Field, Chicago, IL

Tue Jun 07 1983, 3:33 AM CDT

Att. 13,651 - Sunny - 58 F

livebaseballscorecards.com

AB	31
R	1
H	6
RBI	1
BB	4
SO	8
LOB	16

WP: 0	PB: 0	SB: 0	CS: 1	PA: 35														

New York Mets @ Chicago Cubs

Wrigley Field, Chicago, IL

Tue Jun 07 1983, 3:33 AM CDT

Att. 13,651 - Sunny - 58 F

BOTTOM

livebaseballscorecards.com

Batter	1	2	3	4	5	6	7	8	9	AB	R	H	RBI	BB	SO	LOB
Mel Hall, L (1, 8) OBP: 0.432, SLG: 0.447	23 S 23 2B 1B		L3 1-2		23 FC5-4 1-3 1B		BBBB 23 1B E BB	SSS K		4	2	2	0	1	1	2
23 Ryne Sandberg, R (1, 4) OBP: 0.305, SLG: 0.352	1-H 2B		P4		FC5-4 1-2f		1-3 2-H E 1B			4	1	2	2	0	0	2
Bill Buckner, L (1, 3) OBP: 0.273, SLG: 0.394	F8			6-3		SSS K	E3 1-H 3-H			4	0	0	0	0	1	1
Leon Durham, L (1, 7) OBP: 0.437, SLG: 0.578 Bill Campbell, R (8, 1)	SSS K			3-1		SSS K	4-3			4 0	0 0	0 0	0 0	0 0	2 0	2 0
Ron Cey, R (1, 5) OBP: 0.314, SLG: 0.394	SSS K			2B		FC5-4 1B		F8		4	0	2	0	0	1	1
Keith Moreland, R (1, 9) OBP: 0.340, SLG: 0.461		F9		5-3		FC5-4 1-2f		1B 2B		4	1	1	0	0	0	2
Larry Bowa, S (1, 6) OBP: 0.303, SLG: 0.364		SSS K			4-3		BBBB 6-3 23 1B BB	E SF9 2-H 1B		3	2	1	1	1	1	0
Steve Lake, R (1, 2) OBP: 0.375, SLG: 0.563		P4			FC1-4 1B		P1	E4 1-3		4	0	1	0	0	0	2
Chuck Rainey, R (1, 1) OBP: 0.227, SLG: 0.150 Gary Woods, R (7, PH) OBP: 0.304, SLG: 0.366 (8, 7)			L3		FC1-4 1B 1-2f		6-3 1-2	SF9 3-H		2 1	0 0	1 0	0 1	0 0	0 0	1 1
Inning Stats	R: 1 E: 0 K: 2 S: 9 H: 2 LOB: 1 BB: 0 P: 9	R: 0 E: 0 K: 1 S: 5 H: 0 LOB: 0 BB: 0 P: 5	R: 0 E: 0 K: 0 S: 3 H: 1 LOB: 0 BB: 0 P: 3	R: 0 E: 0 K: 0 S: 4 H: 1 LOB: 1 BB: 0 P: 4	R: 0 E: 0 K: 0 S: 5 H: 2 LOB: 2 BB: 0 P: 5	R: 0 E: 0 K: 2 S: 8 H: 1 LOB: 1 BB: 0 P: 8	R: 3 E: 1 K: 0 S: 5 H: 1 LOB: 1 BB: 2 P: 13	R: 2 E: 1 K: 1 S: 8 H: 2 LOB: 1 BB: 0 P: 8		1B: 7 2B: 4 3B: 0 HR: 0 SF: 1 SAC: 0 DP: 1 HBP: 0						WP: 0 PB: 0 SB: 1 CS: 0 PA: 37	

	AB	34
	R	6
	H	10
	RBI	4
	BB	2
	SO	6
	LOB	14

PITCHER		IP	WLS	BF	H	R	ER	SO	BB	IBB	HBP	BLK	WP	HR	S	P	ERA	WHIP
Tom Seaver, R ERA: 2.71	(1, 1)	5.0		20	6	1	1	3	0	0	0	0	0	0	26	26	1.80	1.200
Neil Allen, R ERA: 4.63	(6, 1)	1.0		4	1	0	0	2	0	0	0	0	0	0	8	8	0.00	1.000
Jesse Orosco, L ERA: 1.47	(7, 1)	2.0	L	13	3	5	2	1	2	0	0	0	0	0	13	21	9.00	2.500

PITCHER	IP	WLS	BF	H	R	ER	SO	BB	IBB	HBP	BLK	WP	HR	S	P	ERA	WHIP

Batter	1	2	3	4	5	6	7	8	9	AB	R	H	RBI	BB	SO	LOB
Mookie Wilson, S (1, 8) OBP: 0.276, SLG: 0.336	6-3		G5-4-3 1-2f			2-3 1B		2-H 2B		4	0	2	1	0	0	1
Hubie Brooks, R (1, 5) OBP: 0.321, SLG: 0.378	CS 1B			5-3		P5		6-3		4	0	1	0	0	0	3
Mark Bradley, R (1, 9) OBP: 0.308, SLG: 0.311	K 1-2			6-3		K			K	4	0	0	0	0	3	3
George Foster, R (1, 7) OBP: 0.330, SLG: 0.475 Bob Bailor, R (9, PR) OBP: 0.268, SLG: 0.280 (9, 7)		F7		6-3			F8		BLK 1B	4 0	0 0	1 0	0 0	0 0	0 0	0 0
Dave Kingman, R (1, 3) OBP: 0.264, SLG: 0.401 Mike Jorgensen, L (9, 3) OBP: 0.304, SLG: 0.400		5-3			G6-4-3 1B		F8		F7 1-2	4 0	0 0	1 0	0 0	0 0	0 0	1 0
Brian Giles, R (1, 4) OBP: 0.294, SLG: 0.260	FC1-6-4 1B				G6-4-3 1-2f		6-3		4-3	4	0	1	0	0	0	3
José Oquendo, S (1, 6) OBP: 0.322, SLG: 0.288	FC1-6-4 1-2f				F9			5-3		3	0	0	0	0	0	1
Ronn Reynolds, R (1, 2) OBP: 0.275, SLG: 0.226			FC1-6 1B			1B SH3-4 1B		SH5-4 2B 1B		3	1	3	0	0	0	0
Mike Torrez, R (1, 1) OBP: 0.091, SLG: 0.091			FC1-6 G5-4-3 1-2f			SH3-4 1-2		SH5-4 1-2		1	0	0	0	0	0	1
Inning Stats	R: 0 H: 1 E: 0 LOB: 0 K: 1 BB: 0 S: 5 P: 5	R: 0 H: 1 E: 0 LOB: 1 K: 0 BB: 0 S: 4 P: 4	R: 0 H: 1 E: 0 LOB: 0 K: 0 BB: 0 S: 3 P: 3	R: 0 H: 0 E: 0 LOB: 0 K: 0 BB: 0 S: 3 P: 3	R: 0 H: 1 E: 0 LOB: 0 K: 0 BB: 0 S: 3 P: 3	R: 0 H: 2 E: 0 LOB: 2 K: 1 BB: 0 S: 7 P: 7	R: 0 H: 0 E: 0 LOB: 0 K: 0 BB: 0 S: 3 P: 3	R: 1 H: 2 E: 0 LOB: 1 K: 0 BB: 0 S: 5 P: 5	R: 0 H: 1 E: 0 LOB: 2 K: 1 BB: 0 S: 6 P: 6	1B: 8 SF: 0 2B: 1 SAC: 2 3B: 0 DP: 2 HR: 0 HBP: 0						

PITCHER		IP	WLS	BF	H	R	ER	SO	BB	IBB	HBP	BLK	WP	HR	S	P	ERA	WHIP
Steve Trout, L ERA: 4.0	(1, 1)	8.0		29	8	1	1	2	0	0	0	0	0	0	33	33	1.12	1.000
Lee Smith, R ERA: 1.57	(9, 1)	1.0	W	4	1	0	0	1	0	0	0	1	0	0	6	6	0.00	1.000

PITCHER		IP	WLS	BF	H	R	ER	SO	BB	IBB	HBP	BLK	WP	HR	S	P	ERA	WHIP

TOP

New York Mets @ Chicago Cubs

Wrigley Field, Chicago, IL

Wed Jun 08 1983, 3:33 AM CDT

Att. 14,284 - Sunny - 67 F

livebaseballscorecards.com

AB	31
R	1
H	9
RBI	1
BB	0
SO	3
LOB	13

New York Mets @ Chicago Cubs

Wrigley Field, Chicago, IL

Wed Jun 08 1983, 3:33 AM CDT

Att. 14,284 - Sunny - 67 F

livebaseballscorecards.com

BOTTOM

Batter	1	2	3	4	5	6	7	8	9	AB	R	H	RBI	BB	SO	LOB
Mel Hall, L (1, 8) OBP: 0.426, SLG: 0.425	BBBB 4-0 23 CS BB		x 0-0 ② F7			x 0-0 ① SH5-4 1-2			x 0-0 ① L3	2	0	0	0	1	0	1
23 Ryne Sandberg, R (1, 4) OBP: 0.308, SLG: 0.371	x 0-0 ① S 1-2 1B		x 0-0 ③ F7			x 0-0 ② 6-3 2-3			x 0-0 HR	4	1	2	1	0	0	2
Bill Buckner, L (1, 3) OBP: 0.268, SLG: 0.387	x 0-0 ② F8 1-2			x 0-0 ① F9		x 0-0 ③ 4-1			x 0-0 ② F8	4	0	0	0	0	0	2
Leon Durham, L (1, 7) OBP: 0.433, SLG: 0.565	x 0-0 ③ 6-3			x 0-0 ② 4-3			x 0-0 ① 3-1		BBBB 4-0 WP 1B BB	3	1	0	0	1	0	1
Ron Cey, R (1, 5) OBP: 0.318, SLG: 0.393		x 0-0 ① P4		x 0-0 ③ F8			x 0-0 G1-4-3 1B		IIII 4-0 1B 1-2 IBB	3	0	1	0	1	0	0
Keith Moreland, R (1, 9) OBP: 0.339, SLG: 0.456		x 0-0 ② L5			x 0-0 ① 6-3		x 0-0 ②③ G1-4-3 1-2f		x 0-0 1-2 2-H 1B	4	0	1	1	0	0	1
Larry Bowa, S (1, 6) OBP: 0.298, SLG: 0.358		x 0-0 ③ 4-3			x 0-0 ② F8			x 0-0 ① 1-4-3		3	0	0	0	0	0	0
Steve Lake, R (1, 2) OBP: 0.382, SLG: 0.559 Jay Johnstone, L (8, PH) OBP: 0.350, SLG: 0.431 Jody Davis, R (9, 2) OBP: 0.287, SLG: 0.423			x 0-0 FC1-6 1B		x 0-0 ③ 6-3			x 0-0 ② P6		2 1 0	0 0 0	1 0 0	0 0 0	0 0 0	0 0 0	0 0 0
Steve Trout, L (1, 1) OBP: 0.174, SLG: 0.174 Scot Thompson, L (8, PH) OBP: 0.231, SLG: 0.258 Lee Smith, R (9, 1)			x 0-0 ① FC1-6 1-2f			x 0-0 23 6-3 SH5-4 1B		x 0-0 ③ 4-3		2 1 0	0 0 0	1 0 0	0 0 0	0 0 0	0 0 0	1 0 0
Inning Stats	R: 0 H: 1 E: 0 LOB: 1 K: 0 BB: 1 S: 3 P: 7	R: 0 H: 0 E: 0 LOB: 0 K: 0 BB: 0 S: 3 P: 3	R: 0 H: 1 E: 0 LOB: 1 K: 0 BB: 0 S: 4 P: 4	R: 0 H: 0 E: 0 LOB: 0 K: 0 BB: 0 S: 3 P: 3	R: 0 H: 0 E: 0 LOB: 0 K: 0 BB: 0 S: 3 P: 3	R: 0 H: 1 E: 0 LOB: 1 K: 0 BB: 0 S: 4 P: 4	R: 0 H: 1 E: 0 LOB: 0 K: 0 BB: 0 S: 3 P: 3	R: 0 H: 0 E: 0 LOB: 0 K: 0 BB: 0 S: 3 P: 3	R: 2 H: 2 E: 0 LOB: 2 K: 0 BB: 2 S: 4 P: 12	1B: 5 SF: 0 2B: 0 SAC: 1 3B: 0 DP: 1 HR: 1 HBP: 0						

	AB	29
	R	2
	H	6
	RBI	2
	BB	3
	SO	0
	LOB	8

WP: 1 PA: 33
PB: 0
SB: 1
CS: 1

PITCHER	IP	WLS	BF	H	R	ER	SO	BB	IBB	HBP	BLK	WP	HR	S	P	ERA	WHIP
Mike Torrez, R (1, 1) ERA: 4.56	8.2	L	33	6	2	2	0	2	1	0	0	1	1	30	42	2.08	0.923

PITCHER	IP	WLS	BF	H	R	ER	SO	BB	IBB	HBP	BLK	WP	HR	S	P	ERA	WHIP

New York Mets @ Chicago Cubs

Wrigley Field, Chicago, IL

Thu Jun 09 1983, 3:33 AM CDT

Att. 11,471 - Overcast - 72 F

TOP

livebaseballscorecards.com

Batter	1	2	3	4	5	6	7	8	9	10	11	AB	R	H	RBI	BB	SO	LOB
Mookie Wilson, S (1, 8) OBP: 0.278, SLG: 0.345	E7 1B		G6-4-3 1-2f			K F9		1B 3B 2-H 3-H		4-3	G3	6	1	2	2	0	1	2
Hubie Brooks, R (1, 5) OBP: 0.313, SLG: 0.368	G3			5-3		F9 1-2		5-3		4-3		5	0	0	0	0	0	4
Darryl Strawberry, L (1, 9) OBP: 0.235, SLG: 0.305	K			4-0 S BB			K	K		2B		4	0	1	0	1	3	3
George Foster, R (1, 7) OBP: 0.328, SLG: 0.470	L5			L9 1-2			F7	2B 1B 3-H		4-3		4	0	1	1	0	0	2
Neil Allen, R (8, 1)												0	0	0	0	0	0	0
Mark Bradley, R (10, PH) OBP: 0.302, SLG: 0.304												1	0	0	0	0	0	1
Jesse Orosco, R (10, 1) OBP: 0.200, SLG: 0.200												0	0	0	0	0	0	0
Dave Kingman, R (1, 3) OBP: 0.269, SLG: 0.406		F9		K			BB	1-3 2B			6-3	3	0	1	0	1	1	1
Tucker Ashford, R (8, 4) OBP: 0.278, SLG: 0.267												1	0	0	0	0	0	0
Ron Hodges, L (1, 2) OBP: 0.333, SLG: 0.220		1-3			P3		G3	K			4-3	5	0	0	0	0	1	3
Brian Giles, R (1, 4) OBP: 0.291, SLG: 0.256		K			F9			2B 2B	P2		2B 2B	2	0	0	0	0	1	0
Mike Jorgensen, L (8, PH) OBP: 0.346, SLG: 0.522												3	2	2	0	0	0	0
(8, 3)																		
José Oquendo, S (1, 6) OBP: 0.315, SLG: 0.280			K		6-3			2B 3B BB	F7		2B IBB	2	0	0	0	0	1	0
Danny Heep, L (8, PH) OBP: 0.368, SLG: 0.449												1	2	0	0	2	0	0
(8, 7)																		
Ed Lynch, R (1, 1) OBP: 0.278, SLG: 0.235			G6-4-3 BB			K		3B 2B 1-3 2-H	6-3		2B 1-H 2-H	1	0	0	0	1	1	0
Carlos Diaz, R (7, 1)												0	0	0	0	0	0	0
Doug Sisk, R (7, 1)												0	0	0	0	0	0	0
Rusty Staub, L (8, PH) OBP: 0.360, SLG: 0.286												1	0	1	1	0	0	0
Bob Bailor, R (8, PR) OBP: 0.274, SLG: 0.299												2	1	1	2	0	0	0
(8, 6)																		
Inning Stats	R: 0 E: 1 K: 1 S: 6 H: 1 LOB: 1 BB: 0 P: 6	R: 0 E: 0 K: 1 S: 5 H: 0 LOB: 0 BB: 0 P: 5	R: 0 E: 0 K: 1 S: 4 H: 0 LOB: 0 BB: 1 P: 8	R: 0 E: 0 K: 1 S: 5 H: 0 LOB: 1 BB: 1 P: 9	R: 0 E: 0 K: 0 S: 3 H: 0 LOB: 0 BB: 0 P: 3	R: 0 E: 0 K: 2 S: 7 H: 0 LOB: 0 BB: 0 P: 7	R: 0 E: 0 K: 1 S: 5 H: 0 LOB: 1 BB: 1 P: 9	R: 4 E: 0 K: 2 S: 12 H: 5 LOB: 2 BB: 1 P: 16	R: 0 E: 0 K: 0 S: 3 H: 0 LOB: 0 BB: 0 P: 3	R: 0 E: 0 K: 0 S: 4 H: 1 LOB: 1 BB: 0 P: 4	R: 2 E: 0 K: 0 S: 5 H: 2 LOB: 1 BB: 1 P: 9							

PITCHER		IP	WLS	BF	H	R	ER	SO	BB	IBB	HBP	BLK	WP	HR	S	P	ERA	WHIP
Dick Ruthven, R ERA: 4.99	(1, 1)	7.0		27	3	3	3	7	4	0	0	0	1	0	37	53	3.86	1.000
Bill Campbell, R ERA: 3.2	(8, 1)	0.2		5	3	1	1	1	0	0	0	0	0	0	7	7	13.50	4.500
Lee Smith, R ERA: 1.5	(8, 1)	1.1		4	0	0	0	1	0	0	0	0	0	0	6	6	0.00	0.000
Mike Proly, R ERA: 3.25	(10, 1)	2.0	L	10	3	2	2	0	0	1	0	0	0	0	9	13	9.00	1.500

AB	41
R	6
H	9
RBI	6
BB	5
SO	9
LOB	16

1B: 2	SF: 0	WP: 1	PA: 46
2B: 6	SAC: 0	PB: 0	
3B: 1	DP: 1	SB: 1	
HR: 0	HBP: 0	CS: 0	

New York Mets @ Chicago Cubs

Wrigley Field, Chicago, IL

Thu Jun 09 1983, 3:33 AM CDT

Att. 11,471 - Overcast - 72 F

livebaseballscorecards.com

BOTTOM

Batter	1	2	3	4	5	6	7	8	9	10	11	AB	R	H	RBI	BB	SO	LOB
Mel Hall, L (1, 8) OBP: 0.453, SLG: 0.444	23 FC6-4 1B		23 L6-3 1B	FC4-6 1-2f			BBBB 4-0 23 2B BB	G5-4-3 1-2f			1B	5	0	3	0	1	0	5
23 Ryne Sandberg, R (1, 4) OBP: 0.309, SLG: 0.372	FC6-4 1B 1-2f 6-3		L6-3 1-2		6-3		1-H 1B 2B		BBBB 4-0 1B G6-4-3 BB		F8	5	3	1	0	1	0	3
Bill Buckner, L (1, 3) OBP: 0.279, SLG: 0.404	6-3 1-3 1B		3B		G6-4-3 1B		F9		G6-4-3 1-3 1B		P4	6	0	4	0	0	0	2
Ron Cey, R (1, 5) OBP: 0.315, SLG: 0.385	6-3 1-2 3-H		F8		G6-4-3 1-2f		H 1B HBP		G6-4-3 1-2f 3-H			4	0	0	1	0	0	4
Jay Johnstone, L (1, 7) OBP: 0.368, SLG: 0.500 Gary Woods, R (7, PH) OBP: 0.313, SLG: 0.375 Lee Smith, R (8, 1) Jerry Morales, R (9, PH) OBP: 0.152, SLG: 0.178 Mike Proly, R (10, 1)	P4			F9 1B		HR	FC6 1-2 3-H 1B		P3			3 1 0 1 0	1 0 0 0 0	2 1 0 0 0	1 1 0 0 0	0 0 0 0 0	0 0 0 0 0	1 0 0 0 0
Keith Moreland, R (1, 9) OBP: 0.330, SLG: 0.443		F9		F8		F9	FC6 1-2f			F9		5	0	0	0	0	0	3
Larry Bowa, S (1, 6) OBP: 0.306, SLG: 0.361	1B			BB 1-2 1B		BBBB 4-0 1B BB		F9		SSS 0-3 K		4	0	2	0	1	1	0
Jody Davis, R (1, 2) OBP: 0.292, SLG: 0.421 Junior Kennedy, R (8, PR) OBP: 0.182, SLG: 0.150 Steve Lake, R (9, 2) OBP: 0.371, SLG: 0.543	F4			F9 2-3		G3-6-3 1-2 1B		BBBB 4-0 1B BB		5-3		3 0 1	0 0 0	1 0 0	0 0 0	1 0 0	0 0 0	3 0 0
Dick Ruthven, R (1, 1) OBP: 0.263, SLG: 0.278 Bill Campbell, R (8, 1) Scot Thompson, L (8, 7) OBP: 0.239, SLG: 0.266	F9			BBBB 4-0 FC4-6 1-2 BB		G3-6-3 1-2f		F9 1-2 G5-4-3 1B			G3	2 0 2	0 0 0	0 0 1	0 0 0	1 0 0	0 0 0	3 0 0
Inning Stats	R: 1 E: 0 K: 0 S: 5 H: 2 LOB: 1 BB: 0 P: 5	R: 0 E: 0 K: 0 S: 4 H: 1 LOB: 1 BB: 0 P: 4	R: 0 E: 0 K: 0 S: 4 H: 2 LOB: 1 BB: 0 P: 4	R: 0 E: 0 K: 0 S: 5 H: 2 LOB: 3 BB: 1 P: 9	R: 0 E: 0 K: 0 S: 3 H: 1 LOB: 0 BB: 0 P: 3	R: 1 E: 0 K: 0 S: 4 H: 2 LOB: 1 BB: 1 P: 8	R: 1 E: 0 K: 0 S: 4 H: 2 LOB: 2 BB: 1 P: 9	R: 0 E: 0 K: 0 S: 3 H: 1 LOB: 2 BB: 1 P: 7	R: 1 E: 0 K: 0 S: 3 H: 1 LOB: 0 BB: 1 P: 7	R: 0 E: 0 K: 1 S: 5 H: 0 LOB: 0 BB: 0 P: 5	R: 0 E: 0 K: 0 S: 4 H: 1 LOB: 1 BB: 0 P: 4	1B: 12 2B: 2 3B: 1 HR: 1 SF: 0 SAC: 0 DP: 5 HBP: 1						

	AB	42
	R	4
	H	15
	RBI	3
	BB	5
	SO	1
	LOB	24

WP: 0 PB: 0 SB: 0 CS: 0 PA: 48

PITCHER	IP	WLS	BF	H	R	ER	SO	BB	IBB	HBP	BLK	WP	HR	S	P	ERA	WHIP
Ed Lynch, R (1, 1) ERA: 3.38	6.1		29	11	3	3	0	3	0	0	0	0	1	26	38	4.26	2.211
Carlos Diaz, L (7, 1) ERA: 3.15	0.1		3	1	0	0	0	0	0	1	0	0	0	2	3	0.00	3.000
Doug Sisk, R (7, 1) ERA: 3.06	0.1		1	0	0	0	0	0	0	0	0	0	0	1	1	0.00	0.000
Neil Allen, R (8, 1) ERA: 4.62	2.0		8	2	1	1	0	2	0	0	0	0	0	6	14	4.50	2.000
Jesse Orosco, L (10, 1) ERA: 1.4	2.0	W	7	1	0	0	1	0	0	0	0	0	0	9	9	0.00	0.500

PITCHER	IP	WLS	BF	H	R	ER	SO	BB	IBB	HBP	BLK	WP	HR	S	P	ERA	WHIP

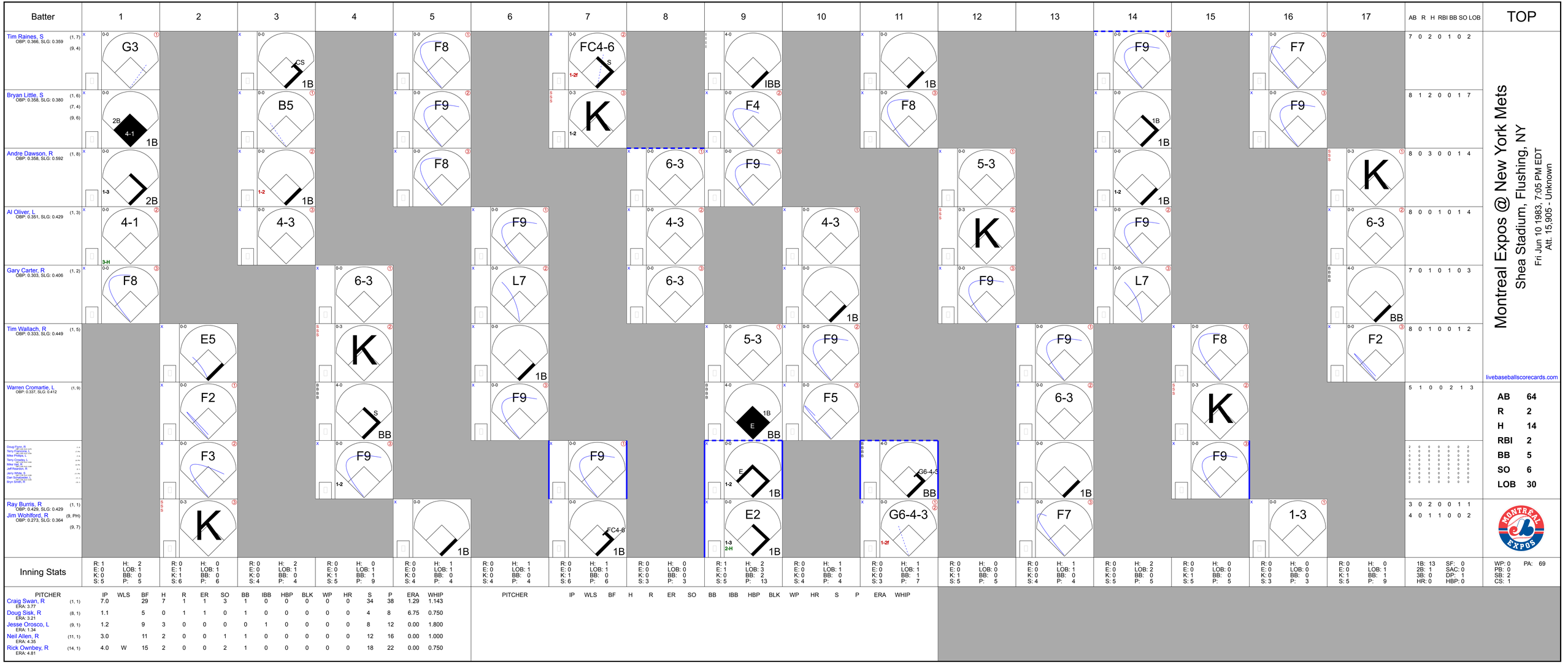
Batter
1
2
3
4
5
6
7
8
9
10
11
12
13
14
15
16
17
AB R H RBI BB SO LOB
TOP
Tim Raines, S (1, 7) (9, 4) OBP: 0.366, SLG: 0.359
G3
7 0 2 0 1 0 2
Bryan Little, S (1, 6) (7, 4) (9, 6) OBP: 0.358, SLG: 0.380
2B 4-1 1B
CS 1B
B5
F8
F9
F4
IBB
1B
F8
F9
1B
F7
F9
8 1 2 0 0 1 7
Andre Dawson, R (1, 8) OBP: 0.358, SLG: 0.592
1-3 2B
1-2 1B
F8
6-3
F9
5-3
K
1-2 1B
K
8 0 3 0 0 1 4
Al Oliver, L (1, 3) OBP: 0.351, SLG: 0.429
4-1 3-H
4-3
F9
4-3
4-3
K
F9
6-3
8 0 0 1 0 1 4
Gary Carter, R (1, 2) OBP: 0.303, SLG: 0.406
F8
6-3
L7
6-3
1B
F9
L7
BB
7 0 1 0 1 0 3
Tim Wallach, R (1, 5) OBP: 0.333, SLG: 0.449
E5
K
1B
5-3
F9
F9
F8
F2
8 0 1 0 0 1 2
Warren Cromartie, L (1, 9) OBP: 0.337, SLG: 0.412
F2
S BB
F9
1B E BB
F5
6-3
K
5 1 0 0 2 1 3
Doug Flynn, R (1, 4)
Terry Francona, L (7, PH)
Mike Phillips, L (7, 4)
Terry Crowley, L (8, PH)
Mike Vail, R (8, 7)
Jeff Reardon, R (9, 5)
Jerry White, R (7, PH)
Dan Schatzeder, L (7, 7)
Bryn Smith, R (9, 1)
F3
F9
1-2
F9
1-2 E 1B
G6-4-3 BB
F9
2 1 0 0 0 0 2
1 0 0 0 0 0 0
0 0 0 0 0 0 0
1 1 0 0 0 0 0
0 0 0 0 0 0 0
0 0 0 0 0 0 0
2 0 1 0 0 0 0
0 0 0 0 0 0 0
Ray Burris, R (1, 1) OBP: 0.429, SLG: 0.429
Jim Wohlford, R (9, PH) (9, 7) OBP: 0.273, SLG: 0.364
K
1B
FC4-6
E2 1-3 2-H 1B
G6-4-3 1-2f
F7
1-3
3 0 2 0 0 1 1
4 0 1 1 0 0 2
Inning Stats
R: 1 E: 0 K: 0 S: 5
H: 2 LOB: 1 BB: 0 P: 5
R: 0 E: 1 K: 1 S: 6
H: 0 LOB: 1 BB: 0 P: 6
R: 0 E: 0 K: 0 S: 4
H: 2 LOB: 1 BB: 0 P: 4
R: 0 E: 0 K: 1 S: 5
H: 0 LOB: 1 BB: 1 P: 9
R: 0 E: 0 K: 0 S: 4
H: 1 LOB: 1 BB: 0 P: 4
R: 0 E: 0 K: 0 S: 4
H: 1 LOB: 1 BB: 0 P: 4
R: 0 E: 0 K: 1 S: 6
H: 1 LOB: 1 BB: 0 P: 6
R: 0 E: 0 K: 0 S: 3
H: 0 LOB: 0 BB: 0 P: 3
R: 1 E: 1 K: 0 S: 5
H: 2 LOB: 3 BB: 2 P: 13
R: 0 E: 0 K: 0 S: 4
H: 1 LOB: 0 BB: 0 P: 4
R: 0 E: 0 K: 0 S: 3
H: 1 LOB: 1 BB: 1 P: 7
R: 0 E: 0 K: 1 S: 5
H: 0 LOB: 0 BB: 0 P: 5
R: 0 E: 0 K: 0 S: 4
H: 1 LOB: 1 BB: 0 P: 4
R: 0 E: 0 K: 0 S: 5
H: 2 LOB: 2 BB: 0 P: 5
R: 0 E: 0 K: 1 S: 5
H: 0 LOB: 0 BB: 0 P: 5
R: 0 E: 0 K: 0 S: 3
H: 0 LOB: 0 BB: 0 P: 3
R: 0 E: 0 K: 1 S: 5
H: 0 LOB: 1 BB: 1 P: 9
1B: 13 2B: 1 3B: 0 HR: 0
SF: 0 SAC: 0 DP: 1 HBP: 0
PA: 69
WP: 0 PB: 0 SB: 2 CS: 1
PITCHER IP WLS BF H R ER SO BB IBB HBP BLK WP HR S P ERA WHIP
Craig Swan, R (1, 1) ERA: 3.77 7.0 29 7 1 1 3 1 0 0 0 0 0 0 34 38 1.29 1.143
Doug Sisk, R (8, 1) ERA: 3.21 1.1 5 0 1 1 0 1 0 0 0 0 0 0 4 8 6.75 0.750
Jesse Orosco, L (9, 1) ERA: 1.34 1.2 9 3 0 0 0 0 1 0 0 0 0 0 8 12 0.00 1.800
Neil Allen, R (11, 1) ERA: 4.35 3.0 11 2 0 0 1 1 0 0 0 0 0 0 12 16 0.00 1.000
Rick Ownbey, R (14, 1) ERA: 4.81 4.0 W 15 2 0 0 2 1 0 0 0 0 0 0 18 22 0.00 0.750
PITCHER IP WLS BF H R ER SO BB IBB HBP BLK WP HR S P ERA WHIP
Montreal Expos @ New York Mets
Shea Stadium, Flushing, NY
Fri Jun 10 1983, 7:05 PM EDT
Att. 15,905 - Unknown
livebaseballscorecards.com
AB 64
R 2
H 14
RBI 2
BB 5
SO 6
LOB 30

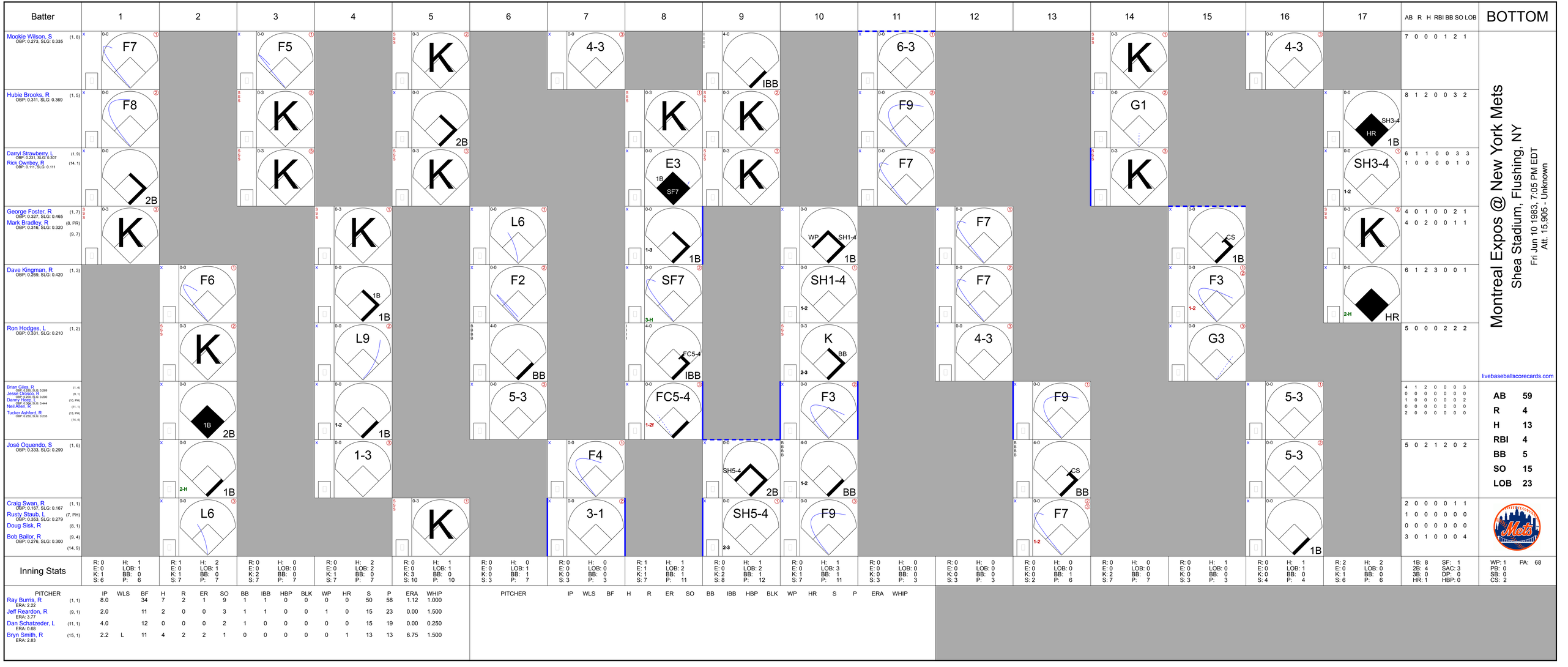
Batter
1
2
3
4
5
6
7
8
9
10
11
12
13
14
15
16
17
AB R H RBI BB SO LOB
BOTTOM
Mookie Wilson, S (1, 8) OBP: 0.273, SLG: 0.335
F7
F5
K
4-3
IBB
6-3
K
4-3
7 0 0 0 1 2 1
Hubie Brooks, R (1, 5) OBP: 0.311, SLG: 0.369
F8
K
2B
K
K
F9
G1
HR
SH3-4
1B
8 1 2 0 0 3 2
Darryl Strawberry, L (1, 9) OBP: 0.231, SLG: 0.307
Rick Ownbey, R (14, 1) OBP: 0.111, SLG: 0.111
2B
K
K
E3
1B
SF7
K
F7
K
SH3-4
1-2
6 1 1 0 0 3 3
1 0 0 0 0 1 0
George Foster, R (1, 7) OBP: 0.327, SLG: 0.465
Mark Bradley, R (8, PR) OBP: 0.316, SLG: 0.320 (9, 7)
K
K
L6
1-3
1B
WP
SH1-4
1B
F7
CS
1B
K
4 0 1 0 0 2 1
4 0 2 0 0 1 1
Dave Kingman, R (1, 3) OBP: 0.269, SLG: 0.420
F6
K
1B
F2
SF7
3-H
SH1-4
1-2
F7
F7
F3
1-2
HR
2-H
6 1 2 3 0 0 1
Ron Hodges, L (1, 2) OBP: 0.331, SLG: 0.210
K
L9
BB
FC5-4
IBB
K
BB
2-3
4-0
G3
5 0 0 0 2 2 2
Brian Giles, R (1, 4) OBP: 0.295, SLG: 0.269
Jesse Orosco, R (9, 1) OBP: 0.200, SLG: 0.220
Darrell Evans, R (10, PH) OBP: 0.556, SLG: 0.444
Neil Allen, R (11, 1)
Tucker Ashford, R (13, PH) OBP: 0.200, SLG: 0.235 (14, 4)
1B
2B
1-2
1B
5-3
FC5-4
1-2r
F3
F9
5-3
4 1 2 0 0 0 3
0 0 0 0 0 0 0
1 0 0 0 0 0 2
0 0 0 0 0 0 0
2 0 0 0 0 0 0
AB 59
R 4
H 13
RBI 4
BB 5
SO 15
LOB 23
José Oquendo, S (1, 6) OBP: 0.333, SLG: 0.299
2-H
1B
1-3
F4
SH5-4
2B
F3
BB
1-2
CS
BB
5-3
5 0 2 1 2 0 2
Craig Swan, R (1, 1) OBP: 0.167, SLG: 0.167
Rusty Staub, L (7, PH) OBP: 0.353, SLG: 0.279
Doug Sisk, R (8, 1)
Bob Bailor, R (9, 4) OBP: 0.276, SLG: 0.300 (14, 9)
L6
K
3-1
SH5-4
2-3
F9
F7
1-2
1B
2 0 0 0 0 1 1
1 0 0 0 0 0 0
0 0 0 0 0 0 0
3 0 1 0 0 0 4
Inning Stats
R: 0 E: 0 K: 1 S: 6
H: 1 LOB: 1 BB: 0 P: 6
R: 1 E: 0 K: 1 S: 7
H: 2 LOB: 1 BB: 0 P: 7
R: 0 E: 0 K: 2 S: 7
H: 0 LOB: 0 BB: 0 P: 7
R: 0 E: 0 K: 1 S: 7
H: 2 LOB: 2 BB: 0 P: 7
R: 0 E: 0 K: 3 S: 10
H: 1 LOB: 1 BB: 0 P: 10
R: 0 E: 0 K: 0 S: 3
H: 0 LOB: 1 BB: 1 P: 7
R: 0 E: 0 K: 0 S: 3
H: 0 LOB: 0 BB: 0 P: 3
R: 1 E: 1 K: 1 S: 7
H: 1 LOB: 2 BB: 1 P: 11
R: 0 E: 0 K: 2 S: 8
H: 1 LOB: 2 BB: 1 P: 12
R: 0 E: 0 K: 1 S: 7
H: 1 LOB: 3 BB: 1 P: 11
R: 0 E: 0 K: 0 S: 3
H: 0 LOB: 0 BB: 0 P: 3
R: 0 E: 0 K: 0 S: 3
H: 0 LOB: 0 BB: 0 P: 3
R: 0 E: 0 K: 0 S: 2
H: 0 LOB: 0 BB: 1 P: 6
R: 0 E: 0 K: 2 S: 7
H: 0 LOB: 0 BB: 0 P: 7
R: 0 E: 0 K: 0 S: 3
H: 1 LOB: 0 BB: 0 P: 3
R: 0 E: 0 K: 0 S: 4
H: 1 LOB: 1 BB: 0 P: 4
R: 2 E: 0 K: 1 S: 6
H: 2 LOB: 0 BB: 0 P: 6
1B: 8 2B: 4 3B: 0 HR: 1
SF: 1 SAC: 3 DP: 0 HBP: 0
WP: 1 PB: 0 SB: 0 CS: 2
PA: 68
PITCHER
IP WLS BF H R ER SO BB IBB HBP BLK WP HR S P ERA WHIP
Ray Burris, R (1, 1) ERA: 2.22
8.0 34 7 2 1 1 9 1 1 0 0 0 0 50 58 1.12 1.000
Jeff Reardon, R (9, 1) ERA: 3.77
2.0 11 2 0 0 3 1 1 0 0 1 0 15 23 0.00 1.500
Dan Schatzeder, L (11, 1) ERA: 0.68
4.0 12 0 0 0 2 1 0 0 0 0 0 15 19 0.00 0.250
Bryn Smith, R (15, 1) ERA: 2.83
2.2 L 11 4 2 2 1 0 0 0 0 0 1 13 13 6.75 1.500
PITCHER
IP WLS BF H R ER SO BB IBB HBP BLK WP HR S P ERA WHIP
Montreal Expos @ New York Mets
Shea Stadium, Flushing, NY
Fri Jun 10 1983, 7:05 PM EDT
Att. 15,905 - Unknown
livebaseballscorecards.com

Batter	1	2	3	4	5	6	7	8	9	AB	R	H	RBI	BB	SO	LOB
Tim Raines, S (1, 7) OBP: 0.367, SLG: 0.353	4-3		BB G3 S SF8		L5	6-3		BB 1B 1-2		3	1	0	0	2	0	2
Bryan Little, S (1, 6) OBP: 0.364, SLG: 0.379	F9		G3 1-3		BB FC6-4		BB 4-3 5-3 1B	1B 1-2 2-3		3	1	1	0	2	0	1
Andre Dawson, R (1, 8) OBP: 0.354, SLG: 0.584	BB		SF8 3-H		FC6-4 1-2f		5-3 1-2	F7		3	0	0	1	1	0	6
Al Oliver, L (1, 3) OBP: 0.349, SLG: 0.426 Terry Francona, L (7, 3) OBP: 0.200, SLG: 0.250	4-3		K			1B 1B 1B	4-3 2-3	F5		4 1	1 0	1 0	0 0	0 0	1 0	2 3
Tim Wallach, R (1, 5) OBP: 0.341, SLG: 0.450 Mike Phillips, L (7, PR) (7, 5)		F8		BB G4-6-3		3B 1B 1-2	HBP WP 1B		F8	2 1	1 0	1 0	0 0	1 0	0 0	0 0
Warren Cromartie, L (1, 9) OBP: 0.339, SLG: 0.412		4-3		G4-6-3 1-2f		3B 1B 1-2 2-H	WP 1-2 3-H		4-3	5	1	2	2	0	0	1
Doug Flynn, R (1, 4) OBP: 0.237, SLG: 0.262		F6 BB		F1-3		B2	F4-3 1-2 2-3		F4-3	5	0	0	0	0	0	4
Bobby Ramos, R (1, 2) OBP: 0.389, SLG: 0.533		BB 1-2			E5 SH1-4	3B 1-H 2-H		5-3		3	0	1	2	1	0	0
Randy Lerch, L (1, 1) OBP: 0.500, SLG: 0.600 Jeff Reardon, R (7, 1) OBP: 0.167, SLG: 0.167		4-3			SH1-4 1-2	1-3		1B BB 1B		2 1	0 0	0 1	0 0	0 0	0 0	3 0
Inning Stats	R: 0 E: 0 K: 0 S: 3 H: 0 LOB: 1 BB: 1 P: 7	R: 0 E: 1 K: 0 S: 4 H: 0 LOB: 2 BB: 1 P: 8	R: 1 E: 0 K: 1 S: 5 H: 0 LOB: 0 BB: 1 P: 9	R: 0 E: 0 K: 0 S: 2 H: 0 LOB: 0 BB: 1 P: 6	R: 0 E: 1 K: 0 S: 4 H: 0 LOB: 2 BB: 1 P: 8	R: 3 E: 0 K: 0 S: 7 H: 4 LOB: 1 BB: 0 P: 7	R: 1 E: 0 K: 0 S: 4 H: 1 LOB: 3 BB: 1 P: 9	R: 0 E: 0 K: 0 S: 5 H: 2 LOB: 3 BB: 1 P: 9	R: 0 E: 0 K: 0 S: 3 H: 0 LOB: 0 BB: 0 P: 3	1B: 6 2B: 0 3B: 1 HR: 0 SF: 1 SAC: 1 DP: 1 HBP: 1						

PITCHER		IP	WLS	BF	H	R	ER	SO	BB	IBB	HBP	BLK	WP	HR	S	P	ERA	WHIP
Scott Holman, R ERA: 3.91	(1, 1)	5.1	L	26	4	4	4	1	5	0	0	0	0	0	23	43	6.75	1.688
Doug Sisk, R ERA: 3.31	(6, 1)	1.2		8	1	1	1	0	1	0	1	0	1	0	6	11	5.40	1.200
Carlos Diaz, L ERA: 2.86	(8, 1)	2.0		9	2	0	0	0	1	0	0	0	0	0	8	12	0.00	1.500

PITCHER	IP	WLS	BF	H	R	ER	SO	BB	IBB	HBP	BLK	WP	HR	S	P	ERA	WHIP

TOP

Montreal Expos @ New York Mets

Shea Stadium, Flushing, NY

Sat Jun 11 1983, 7:05 PM EDT

Att. 24,203 - Unknown

livebaseballscorecards.com

AB	33
R	5
H	7
RBI	5
BB	7
SO	1
LOB	22

WP: 1	PA: 43		
PB: 0			
SB: 1			
CS: 0			

Montreal Expos @ New York Mets

Shea Stadium, Flushing, NY

Sat Jun 11 1983, 7:05 PM EDT

Att. 24,203 - Unknown

BOTTOM

Batter	1	2	3	4	5	6	7	8	9	AB	R	H	RBI	BB	SO	LOB
Mookie Wilson, S (1, 8) OBP: 0.272, SLG: 0.331	BBBB 4-0 F4-3 S BB		x 0-0 ① F9		x 0-0 ③ F4-3		x 0-0 ① FC1-2 S 2-3 3-H			3	0	0	0	1	0	3
Bob Bailor, R (1, 4) OBP: 0.286, SLG: 0.310	x 0-0 ① F4-3 1-3		x 0-0 F6-4-3 1-2 1B			x 0-0 SSS F4-3 5-3 1B	x 0-3 ② K 1-2			4	0	2	0	0	1	3
Hubie Brooks, R (1, 5) OBP: 0.305, SLG: 0.361	x 0-0 ② L5		x 0-0 ② ③ F6-4-3 1-2			x 0-0 ① 5-3 1-2	x 0-0 ③ L7			4	0	0	0	0	0	6
George Foster, R (1, 7) OBP: 0.321, SLG: 0.455	x 0-0 ③ F4			x 0-0 ① 6-3		x 0-0 ② F4-3 2-3		SSS 0-3 ① K		4	0	0	0	0	1	2
Dave Kingman, R (1, 3) OBP: 0.269, SLG: 0.413		SSS 0-3 ① K		SSS 0-3 ② K		x 0-0 ③ F7		BBBB 4-0 F6-4-3 BB		3	0	0	0	1	2	1
Mark Bradley, R (1, 9) OBP: 0.328, SLG: 0.308		x 0-0 ② 5-3		BBBB 4-0 BB			BBBB 4-0 BB 1B 2B BB	x 0-0 ② ③ F6-4-3 1-2		2	1	0	0	2	0	1
José Oquendo, S (1, 6) OBP: 0.343, SLG: 0.303 Danny Heep, L (9, PH) OBP: 0.370, SLG: 0.451	BBBB 4-0 FC6-4 BB		x 0-0 ③ L5				x 0-0 BB 1-2 2B 1B	x 0-0 F4-6-3 1B		2 1 1 0 1 0 1 1 0 1 0 0 0 0						
Ronn Reynolds, R (1, 2) OBP: 0.278, SLG: 0.219 Ron Hodges, L (9, PH) OBP: 0.328, SLG: 0.208	x 0-0 ③ FC6-4 1-2f				x 0-0 ① F8		BBBB 4-0 2B 1-2 2-3 FC1-2 BB	x 0-0 ① F7		2 0 0 0 1 0 1 1 0 0 0 0 0 1						
Scott Holman, R (1, 1) OBP: 0.267, SLG: 0.267 Doug Sisk, R (6, 1) Tucker Ashford, R (7, PH) OBP: 0.250, SLG: 0.235 Rusty Staub, L (7, PH) OBP: 0.365, SLG: 0.318 Carlos Diaz, R (8, 1) Mike Jorgensen, L (9, PH) OBP: 0.333, SLG: 0.500			x 0-0 1B 1B		SSS 0-3 ② K		x 0-0 FC1-2 1-3 2-H 3-H 2B		x 0-0 ② ③ F4-6-3 1-2	2 0 1 0 0 1 0 0 0 0 0 0 0 0 0 0 0 0 0 0 0 1 0 1 2 0 0 0 0 0 0 0 0 0 0 1 0 0 0 0 0 1						
Inning Stats	R: 0 E: 0 K: 0 S: 3 H: 0 LOB: 1 BB: 1 P: 7	R: 0 E: 0 K: 1 S: 5 H: 0 LOB: 1 BB: 1 P: 9	R: 0 E: 0 K: 0 S: 4 H: 2 LOB: 1 BB: 0 P: 4	R: 0 E: 0 K: 1 S: 5 H: 0 LOB: 1 BB: 1 P: 9	R: 0 E: 0 K: 1 S: 5 H: 0 LOB: 0 BB: 0 P: 5	R: 0 E: 0 K: 0 S: 4 H: 1 LOB: 1 BB: 0 P: 4	R: 2 E: 0 K: 1 S: 7 H: 2 LOB: 2 BB: 2 P: 15	R: 0 E: 0 K: 1 S: 4 H: 0 LOB: 0 BB: 1 P: 8	R: 0 E: 0 K: 0 S: 3 H: 1 LOB: 0 BB: 0 P: 3	1B: 5 2B: 1 3B: 0 HR: 0	SF: 0 SAC: 0 DP: 3 HBP: 0			WP: 0 PB: 0 SB: 2 CS: 0	PA: 36		

livebaseballscorecards.com

AB	30
R	2
H	6
RBI	2
BB	6
SO	5
LOB	20

PITCHER		IP	WLS	BF	H	R	ER	SO	BB	IBB	HBP	BLK	WP	HR	S	P	ERA	WHIP
Randy Lerch, L ERA: 3.67	(1, 1)	6.0	W	26	4	2	2	3	5	0	0	0	0	0	27	47	3.00	1.500
Jeff Reardon, R ERA: 3.41	(7, 1)	3.0	S	10	2	0	0	2	1	0	0	0	0	0	13	17	0.00	1.000

PITCHER	IP	WLS	BF	H	R	ER	SO	BB	IBB	HBP	BLK	WP	HR	S	P	ERA	WHIP

Montreal Expos @ New York Mets

Shea Stadium, Flushing, NY

Sun Jun 12 1983, 3:33 AM EDT

Att. 24,393 - Unknown

TOP

livebaseballscorecards.com

Batter	1	2	3	4	5	6	7	8	9	AB	R	H	RBI	BB	SO	LOB
Tim Raines, S (1, 7) OBP: 0.361, SLG: 0.346	4-3		F9		F8		G3			4	0	0	0	0	0	0
Dan Schatzeder, L (7, 1) OBP: 0.250, SLG: 0.250										0	0	0	0	0	0	0
Chris Welsh, L (8, 1) OBP: 0.357, SLG: 0.308										0	0	0	0	0	0	0
Bryan Little, S (1, 6) OBP: 0.362, SLG: 0.372 (7, 4)	F8		BB		F6			G3		3	0	0	0	1	0	0
Andre Dawson, R (1, 8) OBP: 0.353, SLG: 0.576	5-3		1-2 BB		F9			6-3		3	0	0	0	1	0	0
Al Oliver, L (1, 3) OBP: 0.347, SLG: 0.423		F7	K			G5-4-3 1B		4-3		4	0	1	0	0	1	2
Gary Carter, R (1, 2) OBP: 0.307, SLG: 0.404		BB 1B	2B 6-3 BB			G5-4-3 1-2f			K	3	1	1	0	1	1	1
Warren Cromartie, L (1, 9) OBP: 0.343, SLG: 0.420		F8	6-3 1-3 2B			FC5-4 1B			4-3	4	0	2	0	0	0	1
Tim Wallach, R (1, 5) OBP: 0.341, SLG: 0.446		1-2 FC4-6 BB	6-3 2-3 3-H			FC5-4 1-2f			BB	2	0	0	1	1	0	2
Terry Crowley, L (9, PH) OBP: 0.800, SLG: 0.500										0	0	0	0	1	0	0
Doug Flynn, R (1, 4) OBP: 0.234, SLG: 0.259		FC4-6 1-2f	F9				F8		K	2	0	0	0	0	0	3
Terry Francona, L (7, PH) OBP: 0.194, SLG: 0.242 (7, 7)										2	0	0	0	0	1	1
Charlie Lea, R (1, 1) OBP: 0.083, SLG: 0.043			4-3	F9			F7			2	0	0	0	0	0	1
Jerry White, S (7, PH) OBP: 0.182, SLG: 0.053										1	0	0	0	0	0	0
Mike Phillips, L (7, 6)										0	0	0	0	0	0	0
Inning Stats	R: 0 E: 0 K: 0 S: 3 H: 0 LOB: 0 BB: 0 P: 3	R: 0 E: 0 K: 0 S: 4 H: 1 LOB: 2 BB: 1 P: 8	R: 0 E: 0 K: 1 S: 5 H: 0 LOB: 2 BB: 2 P: 13	R: 1 E: 0 K: 0 S: 4 H: 1 LOB: 1 BB: 1 P: 8	R: 0 E: 0 K: 0 S: 3 H: 0 LOB: 0 BB: 0 P: 3	R: 0 E: 0 K: 0 S: 4 H: 2 LOB: 1 BB: 0 P: 4	R: 0 E: 0 K: 0 S: 3 H: 0 LOB: 0 BB: 0 P: 3	R: 0 E: 0 K: 0 S: 3 H: 0 LOB: 0 BB: 0 P: 3	R: 0 E: 0 K: 2 S: 7 H: 0 LOB: 1 BB: 1 P: 11	1B: 3 2B: 1 3B: 0 HR: 0	SF: 0 SAC: 0 DP: 1 HBP: 0						

	AB	30
	R	1
	H	4
	RBI	1
	BB	5
	SO	3
	LOB	11

PITCHER	IP	WLS	BF	H	R	ER	SO	BB	IBB	HBP	BLK	WP	HR	S	P	ERA	WHIP
Tom Seaver, R (1, 1) ERA: 2.54	9.0	W	35	4	1	1	3	5	0	0	0	0	0	36	56	1.00	1.000

PITCHER	IP	WLS	BF	H	R	ER	SO	BB	IBB	HBP	BLK	WP	HR	S	P	ERA	WHIP

Montreal Expos @ New York Mets

Shea Stadium, Flushing, NY

Sun Jun 12 1983, 3:33 AM EDT

Att. 24,393 - Unknown

BOTTOM

livebaseballscorecards.com

Batter	1	2	3	4	5	6	7	8	9	AB	R	H	RBI	BB	SO	LOB
Mookie Wilson, S (1, 8) OBP: 0.275, SLG: 0.336	1B		K		K		E6	WP		5	1	2	1	0	2	2
Hubie Brooks, R (1, 5) OBP: 0.309, SLG: 0.364	1-H 3B		F4		5-3		1B	5-3		4	1	2	0	0	0	1
Tucker Ashford, R (8, 5) OBP: 0.238, SLG: 0.222										1	0	0	0	0	0	1
Darryl Strawberry, L (1, 9) OBP: 0.248, SLG: 0.333	1-H HR		BB			E8	BB	K		4	2	2	3	1	1	1
George Foster, R (1, 7) OBP: 0.324, SLG: 0.472	3-H HR		F4			2-3 2B	F7			4	2	2	2	0	0	3
Dave Kingman, R (1, 3) OBP: 0.274, SLG: 0.412	F8			CS		B2	BB			3	0	1	0	1	0	2
Ron Hodges, L (1, 2) OBP: 0.318, SLG: 0.200	K			1-2 K		F9	F8			4	0	0	0	0	2	6
Brian Giles, R (1, 4) OBP: 0.292, SLG: 0.265		F3		5-3		1-H 3-H 2B		1B 2B		2	0	0	0	0	0	0
Rusty Staub, L (6, PH) OBP: 0.377, SLG: 0.356										1	0	1	2	0	0	0
Bob Bailor, R (7, 4) OBP: 0.293, SLG: 0.318										1	1	1	0	0	0	0
José Oquendo, S (1, 6) OBP: 0.349, SLG: 0.312		5-3			S 1B		F9	2B WP 1-2		4	1	2	0	0	0	0
Tom Seaver, R (1, 1) OBP: 0.276, SLG: 0.393		K			F2 1-2		1B E 1B	K		4	1	1	0	0	2	3
Inning Stats	R: 3 E: 0 K: 1 S: 8 H: 4 LOB: 0 BB: 0 P: 8	R: 0 E: 0 K: 1 S: 5 H: 0 LOB: 0 BB: 0 P: 5	R: 0 E: 0 K: 1 S: 5 H: 0 LOB: 1 BB: 1 P: 9	R: 0 E: 0 K: 1 S: 5 H: 1 LOB: 0 BB: 0 P: 5	R: 0 E: 0 K: 1 S: 6 H: 1 LOB: 1 BB: 0 P: 6	R: 2 E: 1 K: 0 S: 5 H: 2 LOB: 1 BB: 0 P: 5	R: 2 E: 1 K: 0 S: 7 H: 3 LOB: 3 BB: 1 P: 11	R: 2 E: 0 K: 2 S: 10 H: 3 LOB: 1 BB: 0 P: 10		1B: 10 2B: 3 3B: 1 HR: 1	SF: 0 SAC: 0 DP: 1 HBP: 0						

	AB	37
	R	9
	H	14
	RBI	8
	BB	2
	SO	7
	LOB	19

WP: 1 PB: 0 SB: 1 CS: 1 PA: 39

PITCHER		IP	WLS	BF	H	R	ER	SO	BB	IBB	HBP	BLK	WP	HR	S	P	ERA	WHIP
Charlie Lea, R ERA: 3.53	(1, 1)	6.0	L	25	8	5	3	5	1	0	0	0	0	1	34	38	4.50	1.500
Dan Schatzeder, L ERA: 0.99	(7, 1)	1.0		8	3	2	1	0	1	0	0	0	0	0	7	11	9.00	4.000
Chris Welsh, L ERA: 4.81	(8, 1)	1.0		6	3	2	2	2	0	0	0	0	1	0	10	10	18.00	3.000

PITCHER	IP	WLS	BF	H	R	ER	SO	BB	IBB	HBP	BLK	WP	HR	S	P	ERA	WHIP

Batter	1	2	3	4	5	6	7	8	9	AB	R	H	RBI	BB	SO	LOB
Mel Hall, L (1, 8) OBP: 0.417, SLG: 0.413	L6		F8		E 2B 1B 1-2	1B		F8		5	1	2	0	0	0	1
23 Ryne Sandberg, R (1, 4) OBP: 0.296, SLG: 0.352	4-3		F9		K	1-3		S 1B		5	0	1	0	0	1	4
Bill Buckner, L (1, 3) OBP: 0.279, SLG: 0.413	HR		1-3		P5		4-3	L7 1-2		5	1	1	1	0	0	4
Ron Cey, R (1, 5) OBP: 0.326, SLG: 0.386	BB			2B 1B	E6 2B 1-3 2-H		BB E BB	K		3	2	1	0	2	1	2
Jay Johnstone, L (1, 7) OBP: 0.405, SLG: 0.556 Gary Woods, R (7, 7) OBP: 0.318, SLG: 0.390	K			F7 2B 1-H	2B 1-3 3-H		E BB 1-2		SH1-3 2B	3 1	1 0	2 1	2 0	1 0	1 0	1 0
Keith Moreland, R (1, 9) OBP: 0.338, SLG: 0.463		F8		F7 2-3	IBB		E6 1B 1-H 2-H 2B		SH1-3 2-3	3	1	1	2	1	0	1
Jody Davis, R (1, 2) OBP: 0.299, SLG: 0.484		F7	K		L9		1-3		F7	5	0	0	0	0	1	6
Tom Veryzer, R (1, 6) OBP: 0.219, SLG: 0.250		5-3	F8			5-3	1B 3-H		1-3	5	0	1	1	0	0	2
Steve Trout, L (1, 1) OBP: 0.222, SLG: 0.222 Mike Proly, R (7, 1) Craig Lefferts, L (8, 1)			1B		1B E 1B	K	K			4 0 0	1 0 0	2 0 0	0 0 0	0 0 0	2 0 0	1 0 0
Inning Stats	R: 1 E: 0 K: 1 S: 6 H: 1 LOB: 1 BB: 1 P: 10	R: 0 E: 0 K: 0 S: 3 H: 0 LOB: 0 BB: 0 P: 3	R: 0 E: 0 K: 0 S: 4 H: 1 LOB: 1 BB: 0 P: 4	R: 1 E: 0 K: 1 S: 7 H: 2 LOB: 1 BB: 0 P: 7	R: 2 E: 1 K: 1 S: 9 H: 3 LOB: 3 BB: 1 P: 13	R: 0 E: 0 K: 1 S: 6 H: 1 LOB: 1 BB: 0 P: 6	R: 3 E: 1 K: 1 S: 7 H: 2 LOB: 1 BB: 2 P: 15	R: 0 E: 0 K: 1 S: 6 H: 1 LOB: 1 BB: 0 P: 6	R: 0 E: 0 K: 0 S: 4 H: 1 LOB: 1 BB: 0 P: 4	1B: 7 2B: 4 3B: 0 HR: 1 SF: 0 SAC: 1 DP: 0 HBP: 0						

PITCHER		IP	WLS	BF	H	R	ER	SO	BB	IBB	HBP	BLK	WP	HR	S	P	ERA	WHIP
Mike Torrez, R ERA: 4.52	(1, 1)	4.2	L	23	7	4	2	3	1	0	0	0	0	1	28	32	3.86	1.714
Neil Allen, R ERA: 4.5	(5, 1)	2.1		13	3	3	2	2	2	1	0	0	0	0	14	26	7.71	2.143
Carlos Diaz, L ERA: 2.74	(8, 1)	1.0		4	1	0	0	1	0	0	0	0	0	0	6	6	0.00	1.000
Rick Ownbey, R ERA: 4.67	(9, 1)	1.0		4	1	0	0	0	0	0	0	0	0	0	4	4	0.00	1.000

PITCHER	IP	WLS	BF	H	R	ER	SO	BB	IBB	HBP	BLK	WP	HR	S	P	ERA	WHIP

TOP

Chicago Cubs @ New York Mets

Shea Stadium, Flushing, NY

Mon Jun 13 1983, 7:05 PM EDT

Att. 9,792 - Unknown - 88 F

livebaseballscorecards.com

AB	39
R	7
H	12
RBI	6
BB	4
SO	6
LOB	22

WP: 0	PA: 44
PB: 0	
SB: 1	
CS: 0	

Chicago Cubs @ New York Mets

Shea Stadium, Flushing, NY

Mon Jun 13 1983, 7:05 PM EDT

Att. 9,792 - Unknown - 88 F

BOTTOM

Batter	1	2	3	4	5	6	7	8	9	AB	R	H	RBI	BB	SO	LOB
Mookie Wilson, S (1, 8) OBP: 0.273, SLG: 0.331	5-3		K		F9		BB G6-3		6-3	4	0	0	0	1	1	0
Bob Bailor, R (1, 5) OBP: 0.289, SLG: 0.303	F8		BB G4-6-3		5-3		G6-3 1-2f		6-3	4	0	0	0	1	0	1
Darryl Strawberry, L (1, 9) OBP: 0.254, SLG: 0.336	S 1B		G4-6-3 1-2f		3-1		1B		4-3	5	0	2	0	0	0	1
George Foster, R (1, 7) OBP: 0.323, SLG: 0.482	6-3 1-2			HR	5-3		L7			4	1	1	1	0	0	2
Dave Kingman, R (1, 3) OBP: 0.273, SLG: 0.409		2B 1B 1B		P6	5-3			6-3		4	1	1	0	0	0	0
Brian Giles, R (1, 4) OBP: 0.302, SLG: 0.283		1B 1-3 2B		L9	1B 1B			1B 1B		4	0	3	0	0	0	0
José Oquendo, S (1, 6) OBP: 0.364, SLG: 0.330		FC4-6 2-3 3-H 1B		WP S 1B	1-3 1B			K		4	0	3	1	0	1	1
Ronn Reynolds, R (1, 2) OBP: 0.280, SLG: 0.212 Rusty Staub, L (8, PH) OBP: 0.389, SLG: 0.370 Ron Hodges, L (9, 2) OBP: 0.318, SLG: 0.200		F7		1-3 IBB	K			1-2 1B		2 1 0	0 0 0	0 1 0	0 0 0	1 0 0	1 0 0	3 0 0
Mike Torrez, R (1, 1) OBP: 0.083, SLG: 0.083 Neil Allen, R (5, 1) Mark Bradley, R (7, PH) OBP: 0.339, SLG: 0.377 Carlos Diaz, R (8, 1) Danny Heep, L (8, PH) OBP: 0.370, SLG: 0.451 Hubie Brooks, R (8, PH) OBP: 0.307, SLG: 0.362 Rick Ownbey, R (9, 1) OBP: 0.111, SLG: 0.111		FC4-6 1-2f		K			HR	K		2 0 1 0 0 1 0	0 0 1 0 0 0 0	0 0 1 0 0 1 0	0 0 1 0 0 0 0	1 0 0 0 0 0 0	3 0 0 0 0 2 0
Inning Stats	R: 0 E: 0 K: 0 S: 4 H: 1 LOB: 1 BB: 0 P: 4	R: 1 E: 0 K: 0 S: 5 H: 3 LOB: 1 BB: 0 P: 5	R: 0 E: 0 K: 1 S: 4 H: 0 LOB: 0 BB: 1 P: 8	R: 1 E: 0 K: 1 S: 7 H: 2 LOB: 2 BB: 1 P: 11	R: 0 E: 0 K: 0 S: 3 H: 0 LOB: 0 BB: 0 P: 3	R: 0 E: 0 K: 1 S: 7 H: 2 LOB: 2 BB: 0 P: 7	R: 1 E: 0 K: 0 S: 4 H: 2 LOB: 1 BB: 1 P: 8	R: 0 E: 0 K: 2 S: 9 H: 2 LOB: 2 BB: 0 P: 9	R: 0 E: 0 K: 0 S: 3 H: 0 LOB: 0 BB: 0 P: 3	1B: 9 2B: 1 3B: 0 HR: 2	SF: 0 SAC: 0 DP: 2 HBP: 0			WP: 1 PB: 0 SB: 2 CS: 0	PA: 39		

PITCHER		IP	WLS	BF	H	R	ER	SO	BB	IBB	HBP	BLK	WP	HR	S	P	ERA	WHIP
Steve Trout, L ERA: 4.04	(1, 1)	6.0	W	27	9	3	3	3	1	1	0	0	1	2	31	39	4.50	1.667
Mike Proly, R ERA: 3.11	(7, 1)	1.2		8	3	0	0	1	1	0	0	0	0	0	9	13	0.00	2.400
Craig Lefferts, L ERA: 2.58	(8, 1)	1.1	S	4	0	0	0	1	0	0	0	0	0	0	6	6	0.00	0.000

PITCHER	IP	WLS	BF	H	R	ER	SO	BB	IBB	HBP	BLK	WP	HR	S	P	ERA	WHIP

livebaseballscorecards.com

AB	36
R	3
H	12
RBI	3
BB	3
SO	5
LOB	13

Batter	1	2	3	4	5	6	7	8	9	10	AB	R	H	RBI	BB	SO	LOB
Mel Hall, L (1, 8) OBP: 0.429, SLG: 0.418	23 4-3 1B		1-3		FC5-4 23 FC6-4 1-2f			1B		1-0 23 G6-3 1-2 HBP	4	0	2	0	0	0	1
23 Ryne Sandberg, R (1, 4) OBP: 0.290, SLG: 0.344	4-3 1-2		L9		FC6-4 1-2f			P4		G6-3 1-2f 2-3	5	0	0	0	0	0	5
Bill Buckner, L (1, 3) OBP: 0.281, SLG: 0.410	L6			G5-4-3 1B		G3		F8		IBB	4	0	1	0	1	0	2
Ron Cey, R (1, 5) OBP: 0.323, SLG: 0.386	F7			G5-4-3 1-2f		F9			1B 2B	K	5	1	1	0	0	1	4
Jay Johnstone, L (1, 7) OBP: 0.410, SLG: 0.552		1B 1B		L7		P6			G3 2-H 1B		4	0	2	1	0	0	0
Keith Moreland, R (1, 9) OBP: 0.341, SLG: 0.464		1-3 1B			1B 2B 1B		K		K		4	1	2	0	0	2	1
Larry Bowa, S (1, 6) OBP: 0.313, SLG: 0.354		5-3			2B 1-2 1B		1-3		G3 2-3		4	1	1	0	0	0	2
Jody Davis, R (1, 2) OBP: 0.298, SLG: 0.485		F9			FC1-5 1-H 2-H 2B		P4		5-3		4	0	1	2	0	0	2
Dick Ruthven, R (1, 1) OBP: 0.227, SLG: 0.238 Bill Campbell, R (8, 1) Scot Thompson, L (10, PH) OBP: 0.232, SLG: 0.258 Lee Smith, R (10, 1)			1-3		FC1-5 FC5-4 2-3			5-3		E4 23 G6-3 HBP	3	0	0	0	0	0	1
											0	0	0	0	0	0	0
											1	0	0	0	0	0	0
											0	0	0	0	0	0	0

TOP

Chicago Cubs @ New York Mets

Shea Stadium, Flushing, NY

Tue Jun 14 1983, 7:05 PM EDT
Att. 9,650 - Overcast - 82 F

livebaseballscorecards.com

AB	38
R	3
H	10
RBI	3
BB	1
SO	3
LOB	18

Inning Stats	1	2	3	4	5	6	7	8	9	10
	R: 0 E: 0 K: 0 S: 4	H: 1 LOB: 1 BB: 0 P: 4	R: 0 E: 0 K: 0 S: 4	H: 2 LOB: 1 BB: 0 P: 4	R: 0 E: 0 K: 0 S: 3	H: 0 LOB: 0 BB: 0 P: 3	R: 0 E: 0 K: 0 S: 3	H: 1 LOB: 0 BB: 0 P: 3	R: 2 E: 0 K: 0 S: 6	H: 3 LOB: 1 BB: 0 P: 6
	R: 0 E: 0 K: 0 S: 3	H: 0 LOB: 0 BB: 0 P: 3	R: 0 E: 0 K: 1 S: 5	H: 0 LOB: 0 BB: 0 P: 5	R: 0 E: 0 K: 0 S: 4	H: 1 LOB: 1 BB: 0 P: 4	R: 1 E: 0 K: 1 S: 7	H: 2 LOB: 1 BB: 0 P: 7	R: 0 E: 1 K: 1 S: 5	H: 0 LOB: 2 BB: 1 P: 10

	1B: 8	SF: 0	WP: 0	PA: 40
	2B: 2	SAC: 0	PB: 0	
	3B: 0	DP: 2	SB: 0	
	HR: 0	HBP: 1	CS: 0	

PITCHER		IP	WLS	BF	H	R	ER	SO	BB	IBB	HBP	BLK	WP	HR	S	P	ERA	WHIP
Ed Lynch, R ERA: 3.23	(1, 1)	8.0		30	8	2	2	1	0	0	0	0	0	0	32	32	2.25	1.000
Doug Sisk, R ERA: 3.38	(9, 1)	2.0	W	10	2	1	1	2	0	1	1	0	0	0	12	17	4.50	1.000

PITCHER	IP	WLS	BF	H	R	ER	SO	BB	IBB	HBP	BLK	WP	HR	S	P	ERA	WHIP

Batter	1	2	3	4	5	6	7	8	9	10	AB	R	H	RBI	BB	SO	LOB
Mookie Wilson, S (1, 8) OBP: 0.269, SLG: 0.325	S S S 0-3 K ①		x 0-0 F7 ②		x 0-0 4-3 ②			x 0-0 3-1 ①		x 0-0 SH1-4 ① 1-2	4	0	0	0	0	1	2
Hubie Brooks, R (1, 5) OBP: 0.309, SLG: 0.363	x 0-0 4-3 ②		x 0-0 BB ① 1-2 2-H 1B		x 0-0 G3 ③			x 0-0 1B ① 1B		x 0-0 L9 ②	5	0	2	1	0	0	1
Darryl Strawberry, L (1, 9) OBP: 0.260, SLG: 0.327	x 0-0 L7 ③		B B B B 4-0 BB ① 1-2 2-3			x 0-0 G3 ①		x 0-0 F8 ②		I I I I 4-0 IBB ① 1B	3	0	0	0	2	0	1
George Foster, R (1, 7) OBP: 0.321, SLG: 0.478 Mark Bradley, R (8, PR) OBP: 0.339, SLG: 0.377 (9, 7) Rusty Staub, L (10, PH) OBP: 0.400, SLG: 0.383		x 0-0 L7 ①	x 0-0 F8 ③			x 0-0 4-3 ②		x 0-0 1-2 1B ①		x 0-0 1-2 2-H 1B ①	4 0 1	0 0 0	1 0 1	0 0 1	0 0 0	0 0 0	3 0 0
Dave Kingman, R (1, 3) OBP: 0.273, SLG: 0.421 Mike Jorgensen, L (9, 3) OBP: 0.333, SLG: 0.500		x 0-0 6-3 ②		x 0-0 HR ①		x 0-0 P4 ③		S S S 0-3 K ③			4 0	1 0	1 0	1 0	0 0	1 0	2 0
Ron Hodges, L (1, 2) OBP: 0.309, SLG: 0.193		x 0-0 1-3 ③		x 0-0 4-3 ①			x 0-0 F8 ①		x 0-0 L9 ①		4	0	0	0	0	0	0
Brian Giles, R (1, 4) OBP: 0.296, SLG: 0.276			x 0-0 E6 FC1-5 1B	x 0-0 5-3 ②			S S S 0-3 K ②		x 0-0 4-3 ②		4	0	0	0	0	1	0
José Oquendo, S (1, 6) OBP: 0.368, SLG: 0.330			x 0-0 1-2 FC1-5 1B 1B	B B B B 4-0 CS BB			x 0-0 F9 ③		x 0-0 4-3 ③		3	1	1	0	1	0	0
Ed Lynch, R (1, 1) OBP: 0.250, SLG: 0.211 Danny Heep, L (8, PH) OBP: 0.376, SLG: 0.489 Doug Sisk, R (9, 1) Bob Bailor, R (10, PH) OBP: 0.296, SLG: 0.311			x 0-0 FC1-5 BB 1B ① 1-2 2-3f	0-0 CS ③ 1-2	x 0-0 6-3 ①			x 0-0 HR		x 0-0 SH1-4 1B 1B	2 1 0 1	0 1 0 1	0 1 0 1	0 1 0 0	0 0 0 0	0 0 0 0	2 0 0 0
Inning Stats	R: 0 H: 0 E: 0 LOB: 0 K: 1 BB: 0 S: 5 P: 5	R: 0 H: 0 E: 0 LOB: 0 K: 0 BB: 0 S: 3 P: 3	R: 1 H: 2 E: 1 LOB: 3 K: 0 BB: 1 S: 6 P: 10	R: 1 H: 1 E: 0 LOB: 0 K: 0 BB: 1 S: 3 P: 7	R: 0 H: 0 E: 0 LOB: 0 K: 0 BB: 0 S: 3 P: 3	R: 0 H: 0 E: 0 LOB: 0 K: 0 BB: 0 S: 3 P: 3	R: 0 H: 0 E: 0 LOB: 0 K: 1 BB: 0 S: 5 P: 5	R: 1 H: 3 E: 0 LOB: 2 K: 1 BB: 0 S: 8 P: 8	R: 0 H: 0 E: 0 LOB: 0 K: 0 BB: 0 S: 3 P: 3	R: 1 H: 2 E: 0 LOB: 2 K: 0 BB: 1 S: 4 P: 8	1B: 6 2B: 0 3B: 0 HR: 2	SF: 0 SAC: 1 DP: 0 HBP: 0						

PITCHER	IP	WLS	BF	H	R	ER	SO	BB	IBB	HBP	BLK	WP	HR	S	P	ERA	WHIP
Dick Ruthven, R (1, 1) ERA: 4.71	7.1		29	5	3	2	2	2	0	0	0	0	2	31	39	2.46	0.955
Bill Campbell, R (8, 1) ERA: 3.29	1.2		6	1	0	0	1	0	0	0	0	0	0	8	8	0.00	0.600
Lee Smith, R (10, 1) ERA: 1.85	0.2	L	5	2	1	1	0	0	1	0	0	0	0	4	8	13.50	3.000

PITCHER	IP	WLS	BF	H	R	ER	SO	BB	IBB	HBP	BLK	WP	HR	S	P	ERA	WHIP

Chicago Cubs @ New York Mets

Shea Stadium, Flushing, NY

Tue Jun 14 1983, 7:05 PM EDT

Att. 9,650 - Overcast - 82 F

BOTTOM

livebaseballscorecards.com

AB	36
R	4
H	8
RBI	4
BB	3
SO	3
LOB	11

Batter	1	2	3	4	5	6	7	8	9	10	AB	R	H	RBI	BB	SO	LOB
Mel Hall, L (1, 8) OBP: 0.415, SLG: 0.403	P5	G3 1-2 3-H		L5			K			SH3-4 23 SH 1B	5	1	1	1	0	1	1
23 Ryne Sandberg, R (1, 4) OBP: 0.298, SLG: 0.352	S 1B	S 2-H			6-3			FC3-6 1B		SH SH3-4 1-2	4	2	3	1	0	0	0
Bill Buckner, L (1, 3) OBP: 0.281, SLG: 0.407	S 1-H	P3 1-2			L7			FC3-6 1B 1-2f		SH3-4 1-2 2-3	4	0	1	1	0	0	2
Ron Cey, R (1, 5) OBP: 0.325, SLG: 0.383	K 1-2	K			L5					1B IBB	4	1	1	0	1	2	2
Jay Johnstone, L (1, 7) OBP: 0.410, SLG: 0.535	BB		F8			K		F7		1B BB G5-2-3 1-3 2-H 3-H	4	0	1	2	1	1	2
Keith Moreland, R (1, 9) OBP: 0.335, SLG: 0.455 Lee Smith, R (8, 1)	K	K				6-3		4-3		1B 1-2	4 0	0 0	0 0	0 0	0 1	2 0	4 0
Larry Bowa, S (1, 6) OBP: 0.315, SLG: 0.355		2B 1B	L8			F8			4-3	1B 1-2 2-3 3-H	5	1	2	1	0	0	0
Jody Davis, R (1, 2) OBP: 0.296, SLG: 0.482		1B G3 1-H 2B		K			4-3		6-3	G5-2-3 3-Hf	5	1	1	1	0	1	3
Fergie Jenkins, R (1, 1) OBP: 0.250, SLG: 0.321 Craig Lefferts, L (6, 1) Bill Campbell, R (7, 1) Scot Thompson, L (8, 9) OBP: 0.229, SLG: 0.254		G3 23 1B 2-3		6-3			P2		5-3		2 1 0 1	1 0 0 0	1 0 0 0	0 0 0 0	0 0 0 0	0 0 0 0	0 0 0 0
Inning Stats	R: 1 H: 2 E: 0 LOB: 2 K: 2 BB: 1 S: 9 P: 13	R: 3 H: 4 E: 0 LOB: 1 K: 1 BB: 0 S: 9 P: 9	R: 0 H: 0 E: 0 LOB: 0 K: 1 BB: 0 S: 5 P: 5	R: 0 H: 0 E: 0 LOB: 0 K: 1 BB: 0 S: 5 P: 5	R: 0 H: 0 E: 0 LOB: 0 K: 0 BB: 0 S: 3 P: 3	R: 0 H: 0 E: 0 LOB: 0 K: 1 BB: 0 S: 5 P: 5	R: 0 H: 0 E: 0 LOB: 0 K: 1 BB: 0 S: 5 P: 5	R: 0 H: 2 E: 0 LOB: 2 K: 0 BB: 0 S: 5 P: 5	R: 0 H: 0 E: 0 LOB: 0 K: 0 BB: 0 S: 3 P: 3	R: 3 H: 3 E: 1 LOB: 2 K: 0 BB: 2 S: 6 P: 14	1B: 10 SF: 0 2B: 1 SAC: 2 3B: 0 DP: 1 HR: 0 HBP: 0						

PITCHER		IP	WLS	BF	H	R	ER	SO	BB	IBB	HBP	BLK	WP	HR	S	P	ERA	WHIP
Craig Swan, R ERA: 4.47	(1, 1)	1.1		11	6	4	4	2	1	0	0	0	0	0	14	18	27.00	5.250
Carlos Diaz, L ERA: 2.36	(2, 1)	3.2		11	0	0	0	3	0	0	0	0	0	0	17	17	0.00	0.000
Jesse Orosco, L ERA: 1.28	(6, 1)	2.0		6	0	0	0	2	0	0	0	0	0	0	10	10	0.00	0.000
Doug Sisk, R ERA: 3.2	(8, 1)	2.0		8	2	0	0	0	0	0	0	0	0	0	8	8	0.00	1.000
Scott Holman, R ERA: 4.27	(10, 1)	0.1	L	6	2	3	2	0	1	1	0	0	0	0	4	12	54.00	9.000

PITCHER		IP	WLS	BF	H	R	ER	SO	BB	IBB	HBP	BLK	WP	HR	S	P	ERA	WHIP
Mike Torrez, R ERA: 4.48	(10, 1)	0.2		2	1	0	0	0	0	0	0	0	0	0	2	2	0.00	1.500

TOP

Chicago Cubs @ New York Mets

Shea Stadium, Flushing, NY

Wed Jun 15 1983, 7:05 PM EDT
Att. 11,631 - Unknown - 89 F

livebaseballscorecards.com

AB	39
R	7
H	11
RBI	7
BB	3
SO	7
LOB	14

WP: 0	PA: 44										
PB: 0											
SB: 3											
CS: 0											

Batter	1	2	3	4	5	6	7	8	9	10	AB	R	H	RBI	BB	SO	LOB
Danny Heep, L (1, 8) OBP: 0.386, SLG: 0.490	1-3		G3		2-H 1B			BBBB 4-3 SH1-4 BB		G4-6-3 1B	4	0	2	1	1	0	0
Hubie Brooks, R (1, 5) OBP: 0.308, SLG: 0.375	F9		HR		F8			SH1-4 1-2		F9	4	1	1	1	0	0	1
Darryl Strawberry, L (1, 9) OBP: 0.250, SLG: 0.314	K		F9			4-3		4-3 2-3		G4-6-3 1-2f	5	0	0	0	0	1	2
George Foster, R (1, 7) OBP: 0.316, SLG: 0.469		K		K		5-3		4-3			4	0	0	0	0	2	1
Rusty Staub, L (1, 3) OBP: 0.424, SLG: 0.412		1B 1B 1B		G4-6-3 1B		F7			SH3-4 1B		4	1	3	0	0	0	0
Ron Hodges, L (1, 2) OBP: 0.317, SLG: 0.205 Mark Bradley, R (7, PR) OBP: 0.339, SLG: 0.377 Junior Ortiz, R (8, 2) OBP: 0.222, SLG: 0.125		1B 1-2 1B		G4-6-3 1-2f			FC1-5 1B		SH3-4 1-2		3 0 0	0 0 0	2 0 0	0 0 0	0 0 0	0 0 0	1 0 0
Brian Giles, R (1, 4) OBP: 0.305, SLG: 0.279		K			BBB 4-0 S 2B BB				IIII 4-0 IBB		2	1	1	0	2	1	2
José Oquendo, S (1, 6) OBP: 0.373, SLG: 0.346		1-3 2-H 1B			1-H 1B 2B		FC1-5 G6-4-3 1-2 2-3f		SSS K		4	1	2	2	0	1	4
Craig Swan, R (1, 1) OBP: 0.167, SLG: 0.167 Carlos Diaz, R (2, 1) Mookie Wilson, S (5, PH) OBP: 0.308, SLG: 0.308 Jesse Orosco, R (6, 1) OBP: 0.333, SLG: 0.200 Bob Bailor, R (7, PH) OBP: 0.250, SLG: 0.308 Doug Sisk, R (8, 1) Dave Kingman, R (9, PH) OBP: 0.313, SLG: 0.419 Scott Holman, R (10, 1) OBP: 0.267, SLG: 0.267 Mike Torrez, R (10, 1) OBP: 0.083, SLG: 0.083			4-3		K					1-3	0 1 1 0 1 0 1 0 0 0	0 0 0 0 0 0 0 0 0 0	0 0 0 0 0 0 0 0 0 0	0 0 0 1 0 0 0 0 0 0	0 0 0 0 0 0 0 0 0 0	0 0 0 0 2 0 2 0 0 0	0 0 0 1 0 0 0 0 0 0
Inning Stats	R: 0 H: 0 E: 0 LOB: 0 K: 1 BB: 0 S: 5 P: 5	R: 1 H: 3 E: 0 LOB: 2 K: 2 BB: 0 S: 9 P: 9	R: 1 H: 1 E: 0 LOB: 0 K: 0 BB: 0 S: 4 P: 4	R: 0 H: 1 E: 0 LOB: 0 K: 1 BB: 0 S: 5 P: 5	R: 2 H: 2 E: 0 LOB: 0 K: 1 BB: 1 S: 6 P: 10	R: 0 H: 0 E: 0 LOB: 0 K: 0 BB: 0 S: 3 P: 3	R: 0 H: 2 E: 0 LOB: 2 K: 0 BB: 0 S: 4 P: 4	R: 0 H: 0 E: 0 LOB: 1 K: 0 BB: 1 S: 3 P: 7	R: 0 H: 1 E: 0 LOB: 2 K: 1 BB: 1 S: 6 P: 10	R: 0 H: 1 E: 0 LOB: 0 K: 0 BB: 0 S: 3 P: 3	1B: 9 SF: 0 2B: 1 SAC: 2 3B: 0 DP: 3 HR: 1 HBP: 0						

PITCHER		IP	WLS	BF	H	R	ER	SO	BB	IBB	HBP	BLK	WP	HR	S	P	ERA	WHIP
Fergie Jenkins, R ERA: 4.13	(1, 1)	5.0		20	7	4	4	5	1	0	0	0	0	1	29	33	7.20	1.600
Craig Lefferts, L ERA: 2.52	(6, 1)	1.0		5	2	0	0	0	0	0	0	0	0	0	5	5	0.00	2.000
Bill Campbell, R ERA: 3.2	(7, 1)	1.2		5	0	0	0	0	1	0	0	0	0	0	4	8	0.00	0.600
Lee Smith, R ERA: 1.73	(8, 1)	2.1	W	9	2	0	0	1	0	1	0	0	0	0	10	14	0.00	0.857

PITCHER		IP	WLS	BF	H	R	ER	SO	BB	IBB	HBP	BLK	WP	HR	S	P	ERA	WHIP

BOTTOM

Chicago Cubs @ New York Mets

Shea Stadium, Flushing, NY

Wed Jun 15 1983, 7:05 PM EDT

Att. 11,631 - Unknown - 89 F

livebaseballscorecards.com

AB	34
R	4
H	11
RBI	4
BB	3
SO	6
LOB	16

WP: 0 PA: 39
PB: 0
SB: 1
CS: 0

New York Mets @ Montreal Expos

Olympic Stadium, Montreal, QB

Fri Jun 17 1983, 7:05 PM EDT

Att. 27,879 - Unknown

TOP

livebaseballscorecards.com

Batter	1	2	3	4	5	6	7	8	9	AB	R	H	RBI	BB	SO	LOB
Mookie Wilson, S (1, 8) OBP: 0.264, SLG: 0.319	5-3		F6			K		F4-3		4	0	0	0	0	1	1
Scott Holman, R (8, 1) OBP: 0.267, SLG: 0.267										0	0	0	0	0	0	0
Hubie Brooks, R (1, 5) OBP: 0.307, SLG: 0.373	5-3			F9		L8			1B F5-4-3 1B	4	1	1	0	0	0	1
Keith Hernandez, L (1, 3) OBP: 0.355, SLG: 0.432	1-3			1B		K			F5-4-3 1-3 1B	4	0	2	0	0	1	1
George Foster, R (1, 7) OBP: 0.310, SLG: 0.460		G3		F8			F8		F5-4-3 1-2 3-H	4	0	0	0	0	0	2
Darryl Strawberry, L (1, 9) OBP: 0.242, SLG: 0.303		K		K			L7		F4-3	4	0	0	0	0	2	1
Brian Giles, R (1, 4) OBP: 0.306, SLG: 0.280		K			F9		1B			3	0	1	0	0	1	0
José Oquendo, S (1, 6) OBP: 0.372, SLG: 0.346			WP S SF8 1B		K		F3			3	1	1	0	0	1	1
Junior Ortiz, R (1, 2) OBP: 0.167, SLG: 0.091			K 1-3		K			F4		3	0	0	0	0	2	1
Tom Seaver, R (1, 1) OBP: 0.267, SLG: 0.393			SF8 3-H			1B		K		0	0	0	1	0	0	0
Mark Bradley, R (6, PH) OBP: 0.349, SLG: 0.389										1	0	1	0	0	0	0
Carlos Diaz, R (6, 1)										0	0	0	0	0	0	0
Danny Heep, L (8, PH) OBP: 0.383, SLG: 0.485										1	0	0	0	0	1	0
(8, 8)																

| Inning Stats | | | | | | | | | | | | | | | |

New York Mets @ Montreal Expos

Olympic Stadium, Montreal, QB

Fri Jun 17 1983, 7:05 PM EDT

Att. 27,879 - Unknown

BOTTOM

Batter	1	2	3	4	5	6	7	8	9	AB	R	H	RBI	BB	SO	LOB
Tim Raines, S (1, 7) OBP: 0.372, SLG: 0.374	4-0 2B BB	0-3 ① K		4-0 S SF8 BB	0-0 ③ F7		0-0 ② 5-3			3	2	0	0	2	1	1
Chris Speier, R (1, 6) OBP: 0.376, SLG: 0.372	0-0 1B 1B 1-H 2B	0-0 3B		4-0 WP S 1-3 BB		0-0 1B 2B	4-0 FC5-4 BB			3	2	3	1	2	0	0
Andre Dawson, R (1, 8) OBP: 0.350, SLG: 0.583	0-3 ① K	0-0 ② F2		0-0 ② SF8 1-2 3-H		0-0 4-1 G3 2-H 1B	0-0 ③ FC5-4 1-2f			4	1	1	2	0	1	3
Al Oliver, L (1, 3) OBP: 0.356, SLG: 0.432 Terry Francona, L (9, 3) OBP: 0.200, SLG: 0.246	0-0 1B E 2-3 1B	0-0 ③ F7		4-0 WP IBB		0-0 ① 4-1 2-3		0-0 ① F8		4 0	1 0	1 0	0 0	1 0	0 0	2 0
Gary Carter, R (1, 2) OBP: 0.309, SLG: 0.395	0-0 E3 PB 1B 1-H 3-H 1B	0-0 ① F7		0-0 ③ F8 1-2 2-3		0-0 ② G3 3-H		0-0 ② F2		5	0	1	2	0	0	2
Warren Cromartie, L (1, 9) OBP: 0.353, SLG: 0.424 Jim Wohlford, R (9, 9) OBP: 0.273, SLG: 0.364	0-0 PB 1-2 1B	0-0 S 1B		4-0 1B E G4-6-3 BB		0-0 1B 1B		0-0 ③ 6-3		4 0	1 0	3 0	0 0	1 0	0 0	0 0
Tim Wallach, R (1, 5) OBP: 0.337, SLG: 0.454	0-0 ② F9 1-2 2-3	0-3 ② K 1-2			0-0 E5 G4-6-3 1B 1-2	0-0 1-3 1B				4	0	1	0	0	1	4
Doug Flynn, R (1, 4) OBP: 0.242, SLG: 0.253	4-0 IBB	0-0 ③ F3			0-0 G4-6-3 1-2 2-3 1B	0-0 ③ F4				3	0	1	0	1	0	3
Charlie Lea, R (1, 1) OBP: 0.071, SLG: 0.037	0-0 ③ L4			0-0 ① 1-3	0-0 ① ② G4-6-3 1-2f 2-3 3-H		0-0 ① F8			4	0	0	0	0	0	5
Inning Stats	R: 3 E: 1 K: 1 S: 9 H: 4 LOB: 3 BB: 2 P: 17	R: 0 E: 0 K: 1 S: 6 H: 1 LOB: 1 BB: 0 P: 6	R: 0 E: 0 K: 1 S: 6 H: 1 LOB: 1 BB: 0 P: 6	R: 1 E: 0 K: 0 S: 3 H: 0 LOB: 2 BB: 3 P: 15	R: 1 E: 1 K: 0 S: 4 H: 1 LOB: 1 BB: 1 P: 8	R: 2 E: 0 K: 0 S: 7 H: 4 LOB: 2 BB: 0 P: 7	R: 0 E: 0 K: 0 S: 3 H: 0 LOB: 1 BB: 1 P: 7	R: 0 E: 0 K: 0 S: 3 H: 0 LOB: 0 BB: 0 P: 3		1B: 8 2B: 2 3B: 1 HR: 0	SF: 1 SAC: 0 DP: 1 HBP: 0			WP: 1 PB: 1 SB: 4 CS: 0	PA: 42		

livebaseballscorecards.com

AB	34
R	7
H	11
RBI	5
BB	7
SO	3
LOB	20

PITCHER		IP	WLS	BF	H	R	ER	SO	BB	IBB	HBP	BLK	WP	HR	S	P	ERA	WHIP
Tom Seaver, R ERA: 2.69	(1, 1)	5.0	L	28	7	5	3	3	4	2	0	0	1	0	28	52	5.40	2.200
Carlos Diaz, L ERA: 2.83	(6, 1)	2.0		11	4	2	2	0	1	0	0	0	0	0	10	14	9.00	2.500
Scott Holman, R ERA: 4.18	(8, 1)	1.0		3	0	0	0	0	0	0	0	0	0	0	3	3	0.00	0.000

PITCHER	IP	WLS	BF	H	R	ER	SO	BB	IBB	HBP	BLK	WP	HR	S	P	ERA	WHIP

Batter	1	2	3	4	5	6	7	8	9	AB	R	H	RBI	BB	SO	LOB
Mookie Wilson, S (1, 8) OBP: 0.267, SLG: 0.318	F4-3		S BB		FC6-5 2-3		1B 1B 1B 1-2 3-H	FC4-6 1-2f		4	2	1	1	1	0	2
Hubie Brooks, R (1, 5) OBP: 0.311, SLG: 0.375	BB 1B		F9 1-2		1-3		1B 1B 1B 1-2 2-H	1B 1-2		4	1	2	1	0	0	2
Jesse Orosco, R (7, 1) OBP: 0.333, SLG: 0.333										1	0	1	0	0	0	0
Keith Hernandez, L (1, 3) OBP: 0.364, SLG: 0.436	BB 1-2		BB			F2	E 1B WP 1B 1-2 2-3	1B 1-2 2-H		3	1	2	1	2	0	0
George Foster, R (1, 7) OBP: 0.308, SLG: 0.454	F2		F7			F7	E9 WP 1-3 2-H 3-H	K		5	0	1	2	0	1	6
Danny Heep, L (1, 9) OBP: 0.375, SLG: 0.465	3-1			F9		F8	BB IBB 2-3 3-H		3-1	4	0	0	0	1	0	2
Brian Giles, R (1, 4) OBP: 0.318, SLG: 0.287		5-3		BB 0-3			1B BB		1B	3	1	2	0	2	0	0
José Oquendo, S (1, 6) OBP: 0.365, SLG: 0.339		5-3		9-3 1-2f			K K		F4-6-3 1-2	5	0	1	0	0	2	5
Junior Ortiz, R (1, 2) OBP: 0.214, SLG: 0.083		5-3		FC6-5 SH3-4 BB			F8	FC6-4 BB	F4-6-3 1-2	1	0	0	0	1	0	0
Ron Hodges, L (7, PH) OBP: 0.317, SLG: 0.202										2	0	0	0	1	0	3
(7, 2)																
Mike Torrez, R (1, 1) OBP: 0.080, SLG: 0.080			G1		SH3-4 1-2		1B 1B 1B 1-3	FC6-4 FC4-6 1-2f		1	0	0	0	0	0	0
Rusty Staub, L (7, PH) OBP: 0.433, SLG: 0.423										1	0	1	0	0	0	0
Bob Bailor, R (7, PR) OBP: 0.290, SLG: 0.304										1	1	0	0	0	0	1
(7, 5)																
Inning Stats	R: 0 E: 0 K: 0 S: 4 H: 1 LOB: 2 BB: 1 P: 8	R: 0 E: 0 K: 0 S: 3 H: 0 LOB: 0 BB: 0 P: 3	R: 0 E: 0 K: 0 S: 3 H: 0 LOB: 2 BB: 2 P: 11	R: 0 E: 0 K: 0 S: 2 H: 0 LOB: 0 BB: 1 P: 6	R: 0 E: 0 K: 0 S: 3 H: 0 LOB: 1 BB: 1 P: 7	R: 0 E: 0 K: 0 S: 3 H: 0 LOB: 0 BB: 0 P: 3	R: 5 E: 1 K: 2 S: 13 H: 6 LOB: 3 BB: 2 P: 21	R: 1 E: 0 K: 1 S: 7 H: 2 LOB: 2 BB: 1 P: 11	R: 0 E: 0 K: 0 S: 4 H: 2 LOB: 1 BB: 0 P: 4	1B: 11 2B: 1 3B: 0 HR: 0 SF: 0 SAC: 1 DP: 2 HBP: 0	WP: 1 PB: 0 SB: 1 CS: 0 PA: 44					

PITCHER		IP	WLS	BF	H	R	ER	SO	BB	IBB	HBP	BLK	WP	HR	S	P	ERA	WHIP
Bill Gullickson, R ERA: 4.07	(1, 1)	6.2	L	29	5	4	4	1	5	0	0	0	0	0	26	46	5.40	1.500
Dan Schatzeder, L ERA: 1.29	(7, 1)	0.0		1	1	0	0	0	0	0	0	0	0	0	1	1	∞	∞
Jeff Reardon, R ERA: 3.22	(7, 1)	1.0		9	3	2	2	1	2	1	0	0	1	0	8	20	18.00	5.000
Bryn Smith, R ERA: 2.72	(8, 1)	1.1		5	2	0	0	1	0	0	0	0	0	0	7	7	0.00	1.500

PITCHER	IP	WLS	BF	H	R	ER	SO	BB	IBB	HBP	BLK	WP	HR	S	P	ERA	WHIP

New York Mets @ Montreal Expos

Olympic Stadium, Montreal, QB

Sat Jun 18 1983, 7:05 PM EDT

Att. 32,127 - Unknown

TOP

livebaseballscorecards.com

AB	35
R	6
H	11
RBI	5
BB	8
SO	3
LOB	21

New York Mets @ Montreal Expos

Olympic Stadium, Montreal, QB

Sat Jun 18 1983, 7:05 PM EDT

Att. 32,127 - Unknown

livebaseballscorecards.com

BOTTOM

Batter	1	2	3	4	5	6	7	8	9	AB	R	H	RBI	BB	SO	LOB
Tim Raines, S (1, 7) OBP: 0.374, SLG: 0.374	0-0 4-3 SF9 1B	0-0 F8			BBB 4-0 G3 S FC6-2 BB		SSS 0-3 K			3	1	1	0	1	1	2
Chris Speier, R (1, 6) OBP: 0.363, SLG: 0.357	0-0 4-3 1-3		0-0 5-3		0-0 G3 1-3			0-0 6-3		4	0	0	0	0	0	2
Andre Dawson, R (1, 8) OBP: 0.348, SLG: 0.584	0-0 SF9 3-H		SSS 0-3 K		0-0 FC6-2 3-H			0-0 2B		3	0	1	1	0	1	1
Al Oliver, L (1, 3) OBP: 0.358, SLG: 0.430	0-0 FC4 1B		BBB 4-0 BB		0-0 F7			0-0 1-3		3	0	1	0	1	0	2
Gary Carter, R (1, 2) OBP: 0.304, SLG: 0.387	0-0 FC4 1-2f		0-0 P4			0-0 L4		0-0 6-3		4	0	0	0	0	0	3
Warren Cromartie, L (1, 9) OBP: 0.356, SLG: 0.428		0-0 FC5-4 2B		0-0 G3		BBB 4-0 CS BB			0-0 F7	3	0	1	0	1	0	0
Tim Wallach, R (1, 5) OBP: 0.337, SLG: 0.450		BBB 4-0 FC5-4 BB		0-0 E5 F4-3		0-0 P5 1-2			0-0 F8	2	0	0	0	1	0	1
Bryn Smith, R (8, 1)										0	0	0	0	0	0	0
Jim Wohlford, R (9, PH) OBP: 0.267, SLG: 0.356										1	0	0	0	0	0	0
Doug Flynn, R (1, 4) OBP: 0.237, SLG: 0.247		0-0 FC5-4 SH1-3 1-2f 2-3		0-0 F4-3 1-2			0-0 F9		0-0 F9	4	0	0	0	0	0	3
Bill Gullickson, R (1, 1) OBP: 0.097, SLG: 0.069		0-0 SH1-3 1-2		0-0 L6			0-0 F8			1	0	0	0	0	0	1
Dan Schatzeder, L (7, 1) OBP: 0.250, SLG: 0.250										0	0	0	0	0	0	0
Jeff Reardon, R (7, 1) OBP: 0.167, SLG: 0.167										0	0	0	0	0	0	0
Mike Vail, R (7, 5) OBP: 0.205, SLG: 0.279										1	0	0	0	0	0	0

	AB	R	H	RBI	BB	SO	LOB
	29	1	4	1	4	2	15

Inning Stats	1	2	3	4	5	6	7	8	9
	R: 1 E: 0 K: 0 S: 5	H: 2 LOB: 1 BB: 0 P: 5	R: 0 E: 0 K: 0 S: 4	H: 1 LOB: 2 BB: 1 P: 8	R: 0 E: 0 K: 1 S: 5	H: 0 LOB: 1 BB: 1 P: 9	R: 0 E: 1 K: 0 S: 4	H: 0 LOB: 1 BB: 0 P: 4	R: 0 E: 0 K: 0 S: 3	H: 0 LOB: 1 BB: 1 P: 7	R: 0 E: 0 K: 0 S: 2	H: 0 LOB: 0 BB: 1 P: 6	R: 0 E: 0 K: 1 S: 5	H: 0 LOB: 0 BB: 0 P: 5	R: 0 E: 0 K: 0 S: 4	H: 1 LOB: 1 BB: 0 P: 4	R: 0 E: 0 K: 0 S: 3	H: 0 LOB: 0 BB: 0 P: 3

	1B	2B	3B	HR	SF	SAC	DP	HBP	WP	PB	SB	CS	PA
	2	2	0	0	1	1	0	0	0	0	2	1	35

PITCHER		IP	WLS	BF	H	R	ER	SO	BB	IBB	HBP	BLK	WP	HR	S	P	ERA	WHIP
Mike Torrez, R ERA: 4.28	(1, 1)	6.0	W	25	3	1	1	1	4	0	0	0	0	0	23	39	1.50	1.167
Jesse Orosco, L ERA: 1.19	(7, 1)	3.0	S	10	1	0	0	1	0	0	0	0	0	0	12	12	0.00	0.333

PITCHER	IP	WLS	BF	H	R	ER	SO	BB	IBB	HBP	BLK	WP	HR	S	P	ERA	WHIP

Batter	1	2	3	4	5	6	7	8	9	AB	R	H	RBI	BB	SO	LOB
Mookie Wilson, S (1, 8) OBP: 0.270, SLG: 0.324	F8		K		4-3 2B			BB 1B		4	0	2	0	0	1	0
Hubie Brooks, R (1, 5) OBP: 0.310, SLG: 0.373	FC5-4 1B		4-3		4-3 2-3			K		4	0	1	0	0	1	2
Keith Hernandez, L (1, 3) OBP: 0.362, SLG: 0.432	F7		1B		1-3			F8		4	0	1	0	0	0	3
George Foster, R (1, 7) OBP: 0.307, SLG: 0.447	FC5-4 1-2f		F9			K		BB 1-2		3	0	0	0	1	1	2
Danny Heep, L (1, 9) OBP: 0.371, SLG: 0.457		2B E 1B		4-3		K		F3		4	1	1	0	0	1	2
Bob Bailor, R (1, 4) OBP: 0.298, SLG: 0.323		E8 SF7 1-H		1-3 S 1B		F7			4-3	4	1	2	0	0	0	0
Ron Hodges, L (1, 2) OBP: 0.315, SLG: 0.205		SF7 3-H		1-3 1-3			G6-4-3 1B		4-3	3	0	1	1	0	0	1
José Oquendo, S (1, 6) OBP: 0.357, SLG: 0.330 Rusty Staub, L (9, PH) OBP: 0.443, SLG: 0.491		6-3		L6			G6-4-3 1-2f		HR	3 1	0 1	0 1	0 1	0 0	0 0	2 0
Ed Lynch, R (1, 1) OBP: 0.227, SLG: 0.190 Mark Bradley, R (7, PH) OBP: 0.344, SLG: 0.382 Doug Sisk, R (7, 1) Dave Kingman, R (9, PH) OBP: 0.270, SLG: 0.417		6-3			1-3		F9		F8	2 1 0 1	0 0 0 0	0 0 0 0	0 0 0 0	0 0 0 0	0 0 0 0	0 0 0 0
Inning Stats	R: 0 E: 0 K: 0 S: 4 H: 1 LOB: 1 BB: 0 P: 4	R: 2 E: 1 K: 0 S: 5 H: 2 LOB: 0 BB: 0 P: 5	R: 0 E: 0 K: 1 S: 6 H: 1 LOB: 1 BB: 0 P: 6	R: 0 E: 0 K: 0 S: 4 H: 1 LOB: 1 BB: 0 P: 4	R: 0 E: 0 K: 0 S: 4 H: 1 LOB: 1 BB: 0 P: 4	R: 0 E: 0 K: 2 S: 7 H: 0 LOB: 0 BB: 0 P: 7	R: 0 E: 0 K: 0 S: 3 H: 1 LOB: 0 BB: 0 P: 3	R: 0 E: 0 K: 1 S: 6 H: 1 LOB: 2 BB: 1 P: 10	R: 1 E: 0 K: 0 S: 4 H: 1 LOB: 0 BB: 0 P: 4	1B: 6 2B: 2 3B: 0 HR: 1 SF: 1 SAC: 0 DP: 1 HBP: 0						

PITCHER	IP	WLS	BF	H	R	ER	SO	BB	IBB	HBP	BLK	WP	HR	S	P	ERA	WHIP
Steve Rogers, R (1, 1) ERA: 2.8	8.2	W	35	9	3	2	4	1	0	0	0	0	1	42	46	2.08	1.154
Jeff Reardon, R (9, 1) ERA: 3.19	0.1	S	1	0	0	0	0	0	0	0	0	0	0	1	1	0.00	0.000

PITCHER	IP	WLS	BF	H	R	ER	SO	BB	IBB	HBP	BLK	WP	HR	S	P	ERA	WHIP

TOP

New York Mets @ Montreal Expos

Olympic Stadium, Montreal, QB

Sun Jun 19 1983, 3:33 AM EDT

Att. 35,633 - Unknown

livebaseballscorecards.com

AB	34
R	3
H	9
RBI	2
BB	1
SO	4
LOB	12

WP: 0	PA: 36		
PB: 0			
SB: 1			
CS: 0			

New York Mets @ Montreal Expos

Olympic Stadium, Montreal, QB

Sun Jun 19 1983, 3:33 AM EDT

Att. 35,633 - Unknown

BOTTOM

livebaseballscorecards.com

Batter	1	2	3	4	5	6	7	8	9	AB	R	H	RBI	BB	SO	LOB
Tim Raines, S (1, 7) OBP: 0.370, SLG: 0.379	F8	G3		SF8 1-H 2-H 3B		6-3		G3		5	1	1	2	0	0	4
Bryan Little, S (1, 4) OBP: 0.352, SLG: 0.359	BB	L4	SF8 3-H			1-3				2	0	0	1	1	0	0
Andre Dawson, R (1, 8) OBP: 0.343, SLG: 0.575	F6	6-3	6-3			4-3				4	0	0	0	0	0	1
Al Oliver, L (1, 3) OBP: 0.360, SLG: 0.444 Terry Francona, L (8, 3) OBP: 0.200, SLG: 0.246	L8	HR			1-3		G6-4-3 1B			4 0	1 0	2 0	1 0	0 0	0 0	1 0
Warren Cromartie, L (1, 9) OBP: 0.359, SLG: 0.426 Jim Wohlford, R (8, 9) OBP: 0.267, SLG: 0.356	BB 1B 1B	FC6-4 1B			5-3		G6-4-3 1-2f			3 0	0 0	1 0	0 0	1 0	0 0	1 0
Tim Wallach, R (1, 5) OBP: 0.336, SLG: 0.446	F7	FC6-4 1-2f			2B 1B		K			4	0	1	0	0	1	2
Chris Speier, R (1, 6) OBP: 0.368, SLG: 0.366	F9		BB 1B 3B		1-3 2B			5-3		3	1	1	0	1	0	1
Bobby Ramos, R (1, 2) OBP: 0.500, SLG: 0.611	1-2 1B 1B		1-2 3B 1B		IBB			FC2-6 1B		3	1	3	0	1	0	0
Steve Rogers, R (1, 1) OBP: 0.154, SLG: 0.132 Jeff Reardon, R (9, 1) OBP: 0.167, SLG: 0.167	1-2 2-3 1B		F8	F8				FC2-6 1-2f		4 0	0 0	1 0	0 0	0 0	0 0	6 0
Inning Stats	R: 0 E: 0 K: 0 S: 3 H: 0 LOB: 1 BB: 1 P: 7	R: 0 E: 0 K: 0 S: 5 H: 2 LOB: 3 BB: 1 P: 9	R: 1 E: 0 K: 0 S: 5 H: 2 LOB: 1 BB: 0 P: 5	R: 3 E: 0 K: 0 S: 5 H: 2 LOB: 0 BB: 1 P: 9	R: 0 E: 0 K: 0 S: 5 H: 2 LOB: 3 BB: 1 P: 9	R: 0 E: 0 K: 0 S: 3 H: 0 LOB: 0 BB: 0 P: 3	R: 0 E: 0 K: 1 S: 5 H: 1 LOB: 0 BB: 0 P: 5	R: 0 E: 0 K: 0 S: 4 H: 1 LOB: 1 BB: 0 P: 4		1B: 7 2B: 1 3B: 1 HR: 1 SF: 1 SAC: 0 DP: 1 HBP: 0						

	AB	32
	R	4
	H	10
	RBI	4
	BB	4
	SO	1
	LOB	16

WP: 0 PB: 0 SB: 0 CS: 0 PA: 37

PITCHER		IP	WLS	BF	H	R	ER	SO	BB	IBB	HBP	BLK	WP	HR	S	P	ERA	WHIP
Ed Lynch, R ERA: 3.47	(1, 1)	6.0	L	30	8	4	4	0	3	1	0	0	0	1	26	42	6.00	1.833
Doug Sisk, R ERA: 3.05	(7, 1)	2.0		7	2	0	0	1	0	0	0	0	0	0	9	9	0.00	1.000

PITCHER	IP	WLS	BF	H	R	ER	SO	BB	IBB	HBP	BLK	WP	HR	S	P	ERA	WHIP

Batter	1	2	3	4	5	6	7	8	9	AB	R	H	RBI	BB	SO	LOB
Tom Herr, S (1, 4) OBP: 0.376, SLG: 0.373	B B B B 4-0 5-3 BB		x 0-0 ③ 6-3		x 0-0 ③ 6-3			x 0-0 ① SH1-4 1-2		2	0	0	0	1	0	0
Ken Oberkfell, L (1, 5) OBP: 0.367, SLG: 0.378	S S S 0-3 ① K			x 0-0 2B 2B		x 0-0 ① F7		x 0-0 ② 3-1 2-3		4	1	1	0	0	1	2
Willie McGee, S (1, 8) OBP: 0.342, SLG: 0.383	x 0-0 ② 5-3 1-2			S S S 0-3 ① K		x 0-0 ② 6-3		S S S 0-3 ③ K		4	0	0	0	0	2	3
George Hendrick, R (1, 3) OBP: 0.389, SLG: 0.564	x 0-0 ③ 5-3			x 0-0 1B 2-H 2B		x 0-0 ③ 5-3			S S S 0-3 ① K	4	1	1	1	0	1	1
Darrell Porter, L (1, 2) OBP: 0.364, SLG: 0.456		x 0-0 ① F8		x 0-0 4-3 1B 2-H 1B			x 0-0 1B		S S S 0-3 ② K	4	1	2	1	0	1	0
Andy Van Slyke, L (1, 7) OBP: 0.188, SLG: 0.143		B B B B 4-0 G5-4-3 BB		x 0-0 ② 4-3 1-2			x 0-0 ① F8		S S S 0-3 ③ K	3	0	0	0	1	1	2
David Green, R (1, 9) OBP: 0.309, SLG: 0.342		x 0-0 ② ③ G5-4-3 1-2f		x 0-0 CS 1B 2-H			x 0-0 ② P3			3	0	1	1	0	0	2
Ozzie Smith, S (1, 6) OBP: 0.275, SLG: 0.270			x 0-0 ① 1-5-3	0-0 ③ CS 1-2	x 0-0 ① F7		x 0-0 ③ F9			3	0	0	0	0	0	1
Kevin Hagen, R (1, 1)			S S S 0-3 ② K		S S S 0-3 ② K			H 1-0 3-1 SH1-4 HBP		2	0	0	0	0	2	0
Rafael Santana, R (8, PH) OBP: 0.455, SLG: 0.250										0	0	0	0	0	0	0
Bruce Sutter, R (8, 1)										0	0	0	0	0	0	0

TOP

St. Louis Cardinals @ New York Mets

Shea Stadium, Flushing, NY

Mon Jun 20 1983, 7:05 PM EDT

Cloudy - 69 F

livebaseballscorecards.com

AB	29
R	3
H	5
RBI	3
BB	2
SO	8
LOB	11

Inning Stats	1	2	3	4	5	6	7	8	9	1B	SF	WP	PA
R	0	0	0	3	0	0	0	0	0	3	0	0	34
E	0	0	0	0	0	0	0	0	0	2B 2	SAC 1	PB 0	
K	1	0	1	1	1	0	0	1	3	3B 0	DP 1	SB 0	
S	5	2	5	8	5	3	4	5	9	HR 0	HBP 1	CS 1	
LOB	1	0	0	0	0	0	1	1	0				
BB	1	1	0	0	0	0	0	0	0				
H	0	0	0	4	0	0	1	0	0				
P	9	6	5	8	5	3	4	6	9				

PITCHER		IP	WLS	BF	H	R	ER	SO	BB	IBB	HBP	BLK	WP	HR	S	P	ERA	WHIP
Craig Swan, R (1, 1) ERA: 4.38		7.0	L	26	5	3	3	4	2	0	0	0	0	0	32	40	3.86	1.000
Jesse Orosco, L (8, 1) ERA: 1.14		2.0		7	0	0	0	4	0	0	1	0	0	0	14	15	0.00	0.000

PITCHER	IP	WLS	BF	H	R	ER	SO	BB	IBB	HBP	BLK	WP	HR	S	P	ERA	WHIP

Batter	1	2	3	4	5	6	7	8	9	AB	R	H	RBI	BB	SO	LOB
Mookie Wilson, S (1, 8) OBP: 0.277, SLG: 0.331	E 4-3 1B		G5-4-3 1B			L4		4-3 1B		4	1	3	0	0	0	0
Hubie Brooks, R (1, 5) OBP: 0.305, SLG: 0.366	E4 1B 4-3 1-3		G5-4-3 1-2f			6-3		4-3 1-2		4	0	0	0	0	0	3
Keith Hernandez, L (1, 3) OBP: 0.364, SLG: 0.433	4-3 1-2 3-H			G5-4-3 1B		1B 1B		K		4	0	2	1	0	1	2
George Foster, R (1, 7) OBP: 0.310, SLG: 0.448	2-3 1B			G5-4-3 1-2f		1-3 1B		F8		4	0	2	0	0	0	2
Rusty Staub, L (1, 9) OBP: 0.431, SLG: 0.474	P6			WP 1B		G3			K	4	0	1	0	0	1	3
Brian Giles, R (1, 4) OBP: 0.318, SLG: 0.283		5-3		6-3 1-2			BBB 4-0 G6-4-3 BB		FC6-4 1B 1B	2	0	0	0	1	0	1
Danny Heep, L (9, PH) OBP: 0.376, SLG: 0.462										1	0	1	0	0	0	0
José Oquendo, S (1, 6) OBP: 0.348, SLG: 0.322		5-3			6-3		G6-4-3 1-2f		FC6-4 1-2 1B	3	0	0	0	0	0	1
Dave Kingman, R (9, PH) OBP: 0.274, SLG: 0.420										1	0	1	0	0	0	0
Junior Ortiz, R (1, 2) OBP: 0.235, SLG: 0.133		5-3			L4		1B		FC6-4 1-2f 2-3	3	0	1	0	0	0	0
Bob Bailor, R (9, PH) OBP: 0.295, SLG: 0.320										1	0	0	0	0	0	2
Craig Swan, R (1, 1) OBP: 0.143, SLG: 0.143			5-3		6-3		K		K	2	0	0	0	0	0	0
Ron Hodges, L (7, PH) OBP: 0.313, SLG: 0.203										1	0	0	0	0	1	1
Jesse Orosco, R (8, 1) OBP: 0.333, SLG: 0.333										0	0	0	0	0	0	0
Darryl Strawberry, L (9, PH) OBP: 0.241, SLG: 0.301										1	0	0	0	0	1	2
Inning Stats	R: 1 H: 2 E: 1 LOB: 1 K: 0 BB: 0 S: 5 P: 5	R: 0 H: 0 E: 0 LOB: 0 K: 0 BB: 0 S: 3 P: 3	R: 0 H: 1 E: 0 LOB: 0 K: 0 BB: 0 S: 3 P: 3	R: 0 H: 2 E: 0 LOB: 1 K: 0 BB: 0 S: 4 P: 4	R: 0 H: 0 E: 0 LOB: 0 K: 0 BB: 0 S: 3 P: 3	R: 0 H: 2 E: 0 LOB: 2 K: 0 BB: 0 S: 5 P: 5	R: 0 H: 1 E: 0 LOB: 1 K: 1 BB: 1 S: 5 P: 9	R: 0 H: 1 E: 0 LOB: 1 K: 1 BB: 0 S: 6 P: 6	R: 0 H: 2 E: 0 LOB: 2 K: 2 BB: 0 S: 9 P: 9	1B: 11 SF: 0 2B: 0 SAC: 0 3B: 0 DP: 3 HR: 0 HBP: 0							

PITCHER		IP	WLS	BF	H	R	ER	SO	BB	IBB	HBP	BLK	WP	HR	S	P	ERA	WHIP
Kevin Hagen, R ERA: 2.38	(1, 1)	7.0	W	27	8	1	1	1	1	0	0	0	1	0	28	32	1.29	1.286
Bruce Sutter, R ERA: 3.05	(8, 1)	2.0	S	9	3	0	0	3	0	0	0	0	0	0	15	15	0.00	1.500

PITCHER	IP	WLS	BF	H	R	ER	SO	BB	IBB	HBP	BLK	WP	HR	S	P	ERA	WHIP

BOTTOM

St. Louis Cardinals @ New York Mets

Shea Stadium, Flushing, NY

Mon Jun 20 1983, 7:05 PM EDT

Cloudy - 69 F

livebaseballscorecards.com

AB	35
R	1
H	11
RBI	1
BB	1
SO	4
LOB	17

WP: 1 PA: 36
PB: 0
SB: 0
CS: 0

Batter	1	2	3	4	5	6	7	8	9	AB	R	H	RBI	BB	SO	LOB
Tom Herr, S (1, 4) OBP: 0.374, SLG: 0.365	K		BB FC4-6		6-3		5-3			3	0	0	0	1	1	0
Ken Oberkfell, L (1, 5) OBP: 0.361, SLG: 0.372	1-4-3		FC4-6 1-2f		G3			3-1		4	0	0	0	0	0	1
Willie McGee, S (1, 8) OBP: 0.335, SLG: 0.375	3-1		4-3			4-3		F5		4	0	0	0	0	0	1
George Hendrick, R (1, 3) OBP: 0.391, SLG: 0.567		G3 FC3-6 2B		FC5-4 1B		4-3		K		4	1	2	0	0	1	0
Andy Van Slyke, L (1, 7) OBP: 0.200, SLG: 0.118		G3 2-3		F7		BB HR			K	3	1	0	0	1	1	2
David Green, R (1, 9) OBP: 0.315, SLG: 0.373		FC3-6 1B		FC5-4 2B 1-2f		HR 1-H			6-3	4	2	2	2	0	0	1
Jamie Quirk, L (1, 2) OBP: 0.341, SLG: 0.459		FC3-6 1-2f 3-H		2B 1-H		K			1B	4	0	2	2	0	1	1
Ozzie Smith, S (1, 6) OBP: 0.271, SLG: 0.267		F7		L1			1-3		K	3	0	0	0	0	0	2
Darrell Porter, L (9, PH) OBP: 0.364, SLG: 0.456										0	0	0	0	0	0	0
Floyd Rayford, R (9, PH) OBP: 0.375, SLG: 0.875										1	0	0	0	0	1	1
John Stuper, R (1, 1) OBP: 0.240, SLG: 0.208			1-3		6-3		F7			0	0	0	0	0	0	0
John Martin, S (2, 1) OBP: 0.200, SLG: 0.267										2	0	0	0	0	0	0
Rafael Santana, R (7, PH) OBP: 0.417, SLG: 0.222										1	0	0	0	0	0	0
Doug Bair, R (7, 1)										0	0	0	0	0	0	0
Dave Vonohlen, L (7, 1)										0	0	0	0	0	0	0
Inning Stats	R: 0 E: 0 K: 1 S: 5 H: 0 LOB: 0 BB: 0 P: 5	R: 1 E: 0 K: 0 S: 5 H: 2 LOB: 1 BB: 0 P: 5	R: 0 E: 0 K: 0 S: 3 H: 0 LOB: 1 BB: 1 P: 7	R: 1 E: 0 K: 0 S: 5 H: 2 LOB: 1 BB: 0 P: 5	R: 0 E: 0 K: 0 S: 3 H: 0 LOB: 0 BB: 0 P: 3	R: 2 E: 0 K: 1 S: 6 H: 1 LOB: 0 BB: 1 P: 10	R: 0 E: 0 K: 0 S: 3 H: 0 LOB: 0 BB: 0 P: 3	R: 0 E: 0 K: 1 S: 5 H: 0 LOB: 0 BB: 0 P: 5	R: 0 E: 0 K: 2 S: 8 H: 1 LOB: 1 BB: 0 P: 8	1B: 3 2B: 2 3B: 0 HR: 1	SF: 0 SAC: 0 DP: 0 HBP: 0						

TOP

St. Louis Cardinals @ New York Mets

Shea Stadium, Flushing, NY

Mon Jun 20 1983, 7:05 PM EDT

Att. 16,668 - Cloudy - 63 F

livebaseballscorecards.com

AB	33
R	4
H	6
RBI	4
BB	2
SO	5
LOB	9

PITCHER		IP	WLS	BF	H	R	ER	SO	BB	IBB	HBP	BLK	WP	HR	S	P	ERA	WHIP
Walt Terrell, R ERA: 6.35	(1, 1)	5.2	W	24	5	4	4	1	2	0	0	0	0	1	24	32	6.35	1.235
Carlos Diaz, L ERA: 2.7	(6, 1)	1.1		4	0	0	0	1	0	0	0	0	0	0	6	6	0.00	0.000
Doug Sisk, R ERA: 2.93	(8, 1)	1.2		6	1	0	0	2	0	0	0	0	0	0	10	10	0.00	0.600
Jesse Orosco, L ERA: 1.13	(9, 1)	0.1	S	1	0	0	0	1	0	0	0	0	0	0	3	3	0.00	0.000

PITCHER	IP	WLS	BF	H	R	ER	SO	BB	IBB	HBP	BLK	WP	HR	S	P	ERA	WHIP

Batter	1	2	3	4	5	6	7	8	9	AB	R	H	RBI	BB	SO	LOB
Mookie Wilson, S (1, 8) OBP: 0.276, SLG: 0.332	E5 4-3 HR	S 1B 2B 2-H 3-H	F2 ③			L8 ①	L9 ③			5	2	1	2	0	0	4
Hubie Brooks, R (1, 5) OBP: 0.302, SLG: 0.363	4-3 ① 1-2	BB 1B 2-H		1-3 ①		6-3 ②		5-3 ①		5	0	1	1	0	0	1
Keith Hernandez, L (1, 3) OBP: 0.368, SLG: 0.447	HR 2-H	BB 1-2		1-3 ②		1B		F8 ②		4	1	2	2	1	0	0
George Foster, R (1, 7) OBP: 0.312, SLG: 0.445 Jesse Orosco, R (9, 1) OBP: 0.333, SLG: 0.333	BB	F8 ②		1B		F9 ③		1-3 ③		4 0	0 0	1 0	0 0	1 0	0 0	3 0
Danny Heep, L (1, 9) OBP: 0.372, SLG: 0.455 Darryl Strawberry, L (7, PR) OBP: 0.241, SLG: 0.301 (8, 9)	K ②	K ③		F7 ③			S 1B 1B			4 0	0 1	1 0	0 0	0 0	2 0	4 0
Bob Bailor, R (1, 4) OBP: 0.294, SLG: 0.310	4-3 ③		SH1-4 S BB		4-3 ①		P1 ①			3	0	0	0	1	0	2
Ron Hodges, L (1, 2) OBP: 0.331, SLG: 0.203		SH3-4 1B 2B BB	1-2 SH1-4 BB		BB		1B IBB 1-2			0	1	0	0	4	0	0
José Oquendo, S (1, 6) OBP: 0.346, SLG: 0.320		SH3-4 1B 2B 1-2	K ①		F7 ②		F9 ②			4	1	1	0	0	1	5
Walt Terrell, L (1, 1) Carlos Diaz, R (6, 1) Rusty Staub, L (7, PH) OBP: 0.439, SLG: 0.483 Doug Sisk, R (8, 1) Mark Bradley, R (9, 7) OBP: 0.344, SLG: 0.382		SH3-4 ① 1-2 2-3	SH1-4 ② 1-2 2-3		F7 ③		1B 1-3 2-H			1 0 1 0 0	0 0 0 0 0	0 0 1 0 0	0 0 1 0 0	0 0 0 0 0	0 0 0 0 0	1 0 0 0 0
Inning Stats	R: 2 E: 1 K: 1 S: 7 H: 1 LOB: 1 BB: 1 P: 11	R: 3 E: 0 K: 1 S: 8 H: 3 LOB: 2 BB: 2 P: 16	R: 0 E: 0 K: 1 S: 5 H: 0 LOB: 2 BB: 2 P: 13	R: 0 E: 0 K: 0 S: 4 H: 1 LOB: 1 BB: 0 P: 4	R: 0 E: 0 K: 0 S: 3 H: 0 LOB: 1 BB: 1 P: 7	R: 0 E: 0 K: 0 S: 4 H: 1 LOB: 1 BB: 0 P: 4	R: 1 E: 0 K: 0 S: 5 H: 2 LOB: 2 BB: 1 P: 9	R: 0 E: 0 K: 0 S: 3 H: 0 LOB: 0 BB: 0 P: 3		1B: 6 2B: 1 3B: 0 HR: 1	SF: 0 SAC: 2 DP: 0 HBP: 0					

PITCHER	IP	WLS	BF	H	R	ER	SO	BB	IBB	HBP	BLK	WP	HR	S	P	ERA	WHIP
John Stuper, R (1, 1) ERA: 4.32	1.1	L	11	4	5	4	1	2	0	0	0	0	1	11	19	27.00	4.500
John Martin, L (2, 1) ERA: 3.8	4.2		20	2	0	0	2	4	0	0	0	0	0	20	36	0.00	1.286
Doug Bair, R (7, 1) ERA: 3.14	0.2		4	1	1	1	0	0	1	0	0	0	0	3	7	13.50	1.500
Dave Vonohlen, L (7, 1) ERA: 1.31	1.1		5	1	0	0	0	0	0	0	0	0	0	5	5	0.00	0.750

PITCHER	IP	WLS	BF	H	R	ER	SO	BB	IBB	HBP	BLK	WP	HR	S	P	ERA	WHIP

BOTTOM

St. Louis Cardinals @ New York Mets

Shea Stadium, Flushing, NY

Mon Jun 20 1983, 7:05 PM EDT

Att. 16,668 - Cloudy - 63 F

livebaseballscorecards.com

AB	31
R	6
H	8
RBI	6
BB	7
SO	3
LOB	20

WP: 0 PB: 0 SB: 3 CS: 0 PA: 40

Batter	1	2	3	4	5	6	7	8	9	AB	R	H	RBI	BB	SO	LOB
Tom Herr, S (1, 4) OBP: 0.369, SLG: 0.366	0-0 1B BLK 2B	0-0 4-3		0-0 6-3		0-0 4-3			0-3 K	5	1	1	0	0	1	1
Willie McGee, S (1, 8) OBP: 0.332, SLG: 0.371	0-0 4-3 BLK 5-3 2-3 1B		0-0 6-3		0-0 F6		0-0 4-3		0-3 K	5	1	1	0	0	1	0
David Green, R (1, 9) OBP: 0.326, SLG: 0.385	0-0 4-3 1-3 3-H		0-0 2B 2B		4-0 BB BB		0-0 BB 1B		0-0 F7	4	1	2	0	1	0	1
George Hendrick, R (1, 3) OBP: 0.397, SLG: 0.571	0-0 5-3 3-H		0-0 5-3 2-H 2B		4-0 1-2 BB		4-0 1-2 BB			2	0	1	2	2	0	0
Floyd Rayford, R (1, 5) OBP: 0.250, SLG: 0.583	0-0 F9		0-0 5-3 2-3		0-3 K		0-3 K			4	0	0	0	0	2	5
Darrell Porter, L (1, 2) OBP: 0.358, SLG: 0.446		0-3 K	0-3 K		0-3 K		0-0 4-3			4	0	0	0	0	3	5
Andy Van Slyke, L (1, 7) OBP: 0.250, SLG: 0.333		0-0 S 3B 1B		0-0 HR	0-3 K			0-3 K		4	2	2	1	0	2	0
Ozzie Smith, S (1, 6) OBP: 0.271, SLG: 0.275		0-0 1-H SH3-4 3B		0-0 F5		0-0 4-3		0-0 G3		4	1	1	1	0	0	0
Neil Allen, R (1, 1) OBP: 0.077, SLG: 0.077		0-0 SH3-4 3-H		0-0 4-3		0-0 1B		0-0 5-3		0	0	0	0	0	0	0
Doug Bair, R (9, 1)										0	0	0	0	0	0	0
Inning Stats	R: 2 E: 0 K: 0 S: 5 H: 2 LOB: 0 BB: 0 P: 5	R: 2 E: 0 K: 1 S: 7 H: 2 LOB: 0 BB: 0 P: 7	R: 1 E: 0 K: 1 S: 7 H: 2 LOB: 1 BB: 0 P: 7	R: 1 E: 0 K: 0 S: 4 H: 1 LOB: 0 BB: 0 P: 4	R: 0 E: 0 K: 2 S: 7 H: 0 LOB: 2 BB: 2 P: 15	R: 0 E: 0 K: 1 S: 6 H: 1 LOB: 1 BB: 0 P: 6	R: 0 E: 0 K: 1 S: 6 H: 1 LOB: 2 BB: 1 P: 10	R: 0 E: 0 K: 1 S: 5 H: 0 LOB: 0 BB: 0 P: 5	R: 0 E: 0 K: 2 S: 7 H: 0 LOB: 0 BB: 0 P: 7	1B: 4 2B: 3 3B: 1 HR: 1 SF: 0 SAC: 1 DP: 0 HBP: 0							

TOP

St. Louis Cardinals @ New York Mets

Shea Stadium, Flushing, NY

Tue Jun 21 1983, 7:05 PM EDT

Att. 16,300 - Unknown

livebaseballscorecards.com

AB	32
R	6
H	8
RBI	4
BB	3
SO	9
LOB	12

PITCHER		IP	WLS	BF	H	R	ER	SO	BB	IBB	HBP	BLK	WP	HR	S	P	ERA	WHIP
Tom Gorman, L ERA: 19.29	(1, 1)	2.1	L	13	6	5	5	1	0	0	0	1	0	0	15	15	19.29	2.571
Scott Holman, R ERA: 3.91	(3, 1)	5.2		23	3	1	1	6	3	0	0	0	0	1	32	44	1.59	1.059
Carlos Diaz, L ERA: 2.61	(9, 1)	1.0		3	0	0	0	2	0	0	0	0	0	0	7	7	0.00	0.000

PITCHER	IP	WLS	BF	H	R	ER	SO	BB	IBB	HBP	BLK	WP	HR	S	P	ERA	WHIP

Batter	1	2	3	4	5	6	7	8	9	AB	R	H	RBI	BB	SO	LOB
Mookie Wilson, S (1, 8) OBP: 0.275, SLG: 0.328	S S S 0-3 ① K		B B B B 4-0 BLK BB			x 0-0 ② G3		x 0-0 ③ 6-3		3	0	0	0	1	1	0
Carlos Diaz, R (9, 1)										0	0	0	0	0	0	0
Hubie Brooks, R (1, 5) OBP: 0.306, SLG: 0.365	x 0-0 WP 1B		x 0-0 ③ 6-3 1-2			x 0-0 1B			S S S 0-3 ① K	4	0	2	0	0	1	1
Keith Hernandez, L (1, 3) OBP: 0.363, SLG: 0.440	S S S 0-3 ② K 1-2			S S S 0-3 ① K		x 0-0 ③ F7			x 0-0 ② F7	4	0	0	0	0	2	2
George Foster, R (1, 7) OBP: 0.311, SLG: 0.442	S S S 0-3 ③ K			x 0-0 L4-3 1B			x 0-0 ① F3		x 0-0 ③ L9	4	0	1	0	0	1	1
Rusty Staub, L (1, 9) OBP: 0.420, SLG: 0.459		x 0-0 ① 5-3		x 0-0 ② ③ L4-3 1-2			S S S 0-3 ② K			3	0	0	0	0	1	1
Ron Hodges, L (1, 2) OBP: 0.331, SLG: 0.200		x 0-0 ② G3			x 0-0 ① F7		B B B B 4-0 BB			2	0	0	0	1	0	0
Brian Giles, R (1, 4) OBP: 0.319, SLG: 0.284		x 0-0 ③ F8			x 0-0 G6-4-3 1B		x 0-0 ③ F8			3	0	1	0	0	0	1
José Oquendo, S (1, 6) OBP: 0.338, SLG: 0.312			S S S 0-3 ① K		x 0-0 ② ③ G6-4-3 1-2f			x 0-0 ① F9		3	0	0	0	0	1	1
Tom Gorman, L (1, 1)			x 0-0 ② F6			x 0-0 ① F8		x 0-0 ② 3-1		0	0	0	0	0	0	0
Scott Holman, R (3, 1) OBP: 0.235, SLG: 0.235										2	0	0	0	0	0	0
Danny Heep, L (8, PH) OBP: 0.369, SLG: 0.450										1	0	0	0	0	0	0
(9, 8)																
Inning Stats	R: 0 E: 0 K: 3 S: 10 H: 1 LOB: 1 BB: 0 P: 10	R: 0 E: 0 K: 0 S: 3 H: 0 LOB: 0 BB: 0 P: 3	R: 0 E: 0 K: 1 S: 5 H: 0 LOB: 1 BB: 1 P: 9	R: 0 E: 0 K: 1 S: 5 H: 1 LOB: 0 BB: 0 P: 5	R: 0 E: 0 K: 0 S: 3 H: 1 LOB: 0 BB: 0 P: 3	R: 0 E: 0 K: 0 S: 4 H: 1 LOB: 1 BB: 0 P: 4	R: 0 E: 0 K: 1 S: 5 H: 0 LOB: 1 BB: 1 P: 9	R: 0 E: 0 K: 0 S: 3 H: 0 LOB: 0 BB: 0 P: 3	R: 0 E: 0 K: 1 S: 5 H: 0 LOB: 0 BB: 0 P: 5	1B: 4 2B: 1 3B: 0 HR: 0	SF: 0 SAC: 0 DP: 2 HBP: 0						

PITCHER		IP	WLS	BF	H	R	ER	SO	BB	IBB	HBP	BLK	WP	HR	S	P	ERA	WHIP
Neil Allen, R ERA: 3.92	(1, 1)	8.0	W	28	4	0	0	6	2	0	0	1	1	0	38	46	0.00	0.750
Doug Bair, R ERA: 3.03	(9, 1)	1.0		3	0	0	0	1	0	0	0	0	0	0	5	5	0.00	0.000

PITCHER	IP	WLS	BF	H	R	ER	SO	BB	IBB	HBP	BLK	WP	HR	S	P	ERA	WHIP

BOTTOM

St. Louis Cardinals @ New York Mets

Shea Stadium, Flushing, NY

Tue Jun 21 1983, 7:05 PM EDT

Att. 16,300 - Unknown

livebaseballscorecards.com

AB	29
R	0
H	4
RBI	0
BB	2
SO	7
LOB	7

1B: 4	SF: 0	WP: 1	PA: 31
2B: 1	SAC: 0	PB: 0	
3B: 0	DP: 2	SB: 0	
HR: 0	HBP: 0	CS: 0	

Batter	1	2	3	4	5	6	7	8	9	AB	R	H	RBI	BB	SO	LOB
Tom Herr, S (1, 4) OBP: 0.366, SLG: 0.360	6-3			3-1	BBB 4-0 CS BB		SSS 0-3 K			3	0	0	0	1	1	1
Ken Oberkfell, L (1, 5) OBP: 0.355, SLG: 0.365	F8			F8	F8		F6			4	0	0	0	0	0	2
Andy Van Slyke, L (1, 7) OBP: 0.286, SLG: 0.458	F5			BBBB 4-0 1B 1B BB	0-0 CS 1-2	0-0 HR		0-0 F9		3	2	1	1	1	0	0
George Hendrick, R (1, 3) OBP: 0.394, SLG: 0.565		0-0 4-3		0-0 1B BB 1B 1-3 1B		0-0 6-3		SSS 0-3 K		4	1	1	0	0	1	0
Darrell Porter, L (1, 2) OBP: 0.356, SLG: 0.439		SSS 0-3 K		BBBB 4-0 1B 1B 1-2 BB		0-0 G3		0-0 F7		3	1	0	0	1	1	0
Willie McGee, S (1, 8) OBP: 0.335, SLG: 0.373		0-0 1-3		0-0 1B 1-2 2-3 3-H 1B		0-0 1B			0-0 G3	4	0	2	1	0	0	0
David Green, R (1, 9) OBP: 0.331, SLG: 0.389			SSS 0-3 K	0-0 S 1-3 2-H 3-H 1B		0-0 5-3			0-0 BB 1B	4	0	2	2	0	1	1
Ozzie Smith, S (1, 6) OBP: 0.268, SLG: 0.272 Jamie Quirk, L (9, PH) OBP: 0.357, SLG: 0.459 Rafael Santana, R (9, PR) OBP: 0.417, SLG: 0.222			0-0 F8	0-0 F8 1-2			0-0 5-3	BBBB 4-0 G6-4-3 1-2 BB		3 0 0	0 0 0	0 0 0	0 0 0	0 1 0	0 0 0	2 0 0
Bob Forsch, R (1, 1) OBP: 0.200, SLG: 0.259 Jim Kaat, L (3, 1) Steve Braun, L (7, PH) OBP: 0.480, SLG: 0.474 John Martin, S (7, 1) OBP: 0.200, SLG: 0.267 Floyd Rayford, R (9, PH) OBP: 0.231, SLG: 0.538			0-0 F8		0-0 1-3		0-0 1B		0-0 G6-4-3 1-2f	1 1 1 0 1	0 0 0 0 0	0 0 1 0 0	0 0 0 0 0	0 0 0 0 0	0 0 0 0 0	0 0 0 0 2
Inning Stats	R: 0 H: 0 E: 0 LOB: 0 K: 0 BB: 0 S: 3 P: 3	R: 0 H: 0 E: 0 LOB: 0 K: 1 BB: 0 S: 5 P: 5	R: 0 H: 0 E: 0 LOB: 0 K: 1 BB: 0 S: 5 P: 5	R: 3 H: 3 E: 0 LOB: 2 K: 0 BB: 2 S: 6 P: 14	R: 0 H: 0 E: 0 LOB: 0 K: 0 BB: 1 S: 2 P: 6	R: 1 H: 2 E: 0 LOB: 1 K: 0 BB: 0 S: 5 P: 5	R: 0 H: 1 E: 0 LOB: 1 K: 1 BB: 0 S: 6 P: 6	R: 0 H: 0 E: 0 LOB: 0 K: 1 BB: 0 S: 5 P: 5	R: 0 H: 1 E: 0 LOB: 2 K: 0 BB: 1 S: 3 P: 7	1B: 6 SF: 0 2B: 0 SAC: 0 3B: 0 DP: 1 HR: 1 HBP: 0						

PITCHER	IP	WLS	BF	H	R	ER	SO	BB	IBB	HBP	BLK	WP	HR	S	P	ERA	WHIP
Tom Seaver, R (1, 1) ERA: 2.8	9.0	W	36	7	4	4	4	4	0	0	0	0	1	40	56	4.00	1.222

PITCHER	IP	WLS	BF	H	R	ER	SO	BB	IBB	HBP	BLK	WP	HR	S	P	ERA	WHIP

TOP

St. Louis Cardinals @ New York Mets

Shea Stadium, Flushing, NY

Wed Jun 22 1983, 7:05 PM EDT

Sunny - 74 F

livebaseballscorecards.com

AB	32
R	4
H	7
RBI	4
BB	4
SO	4
LOB	8
PA	37
WP	0
PB	0
SB	1
CS	1

Batter	1	2	3	4	5	6	7	8	9	AB	R	H	RBI	BB	SO	LOB
Bob Bailor, R (1, 5) (4, 6) OBP: 0.301, SLG: 0.317	F9		FC4-6 1B 1B 1B	E 1B		FC4-6 1-2f				4	1	2	0	0	0	1
Danny Heep, L (1, 8) OBP: 0.366, SLG: 0.443	L7		FC4-6 1-2 1B	L6		1-3				4	0	1	0	0	0	2
Keith Hernandez, L (1, 3) OBP: 0.361, SLG: 0.437	BB HR 1B		FC4-6 1B 1-2f 2-3 2B	E6 1-2			6-3			4	2	1	0	0	0	3
George Foster, R (1, 7) OBP: 0.314, SLG: 0.440	B B B B 1-2 HR BB		2B 1-2 1B 3-H 1B	L9			L9			3	2	1	1	1	0	2
Darryl Strawberry, L (1, 9) OBP: 0.248, SLG: 0.339	1-H 2-H HR		1-3 2-H 2B	S S S K			S S S K			4	1	2	4	0	2	0
Junior Ortiz, R (1, 2) OBP: 0.190, SLG: 0.105	4-3		1-3	L7				F2		4	0	0	0	0	0	2
Brian Giles, R (1, 4) OBP: 0.317, SLG: 0.280		4-3	B B B 1B BB	S S S K				S S S K		3	0	0	0	1	2	0
José Oquendo, S (1, 6) OBP: 0.340, SLG: 0.315 Hubie Brooks, R (4, 5) OBP: 0.307, SLG: 0.366		S S S K	1-3 3-H 1B			FC4-6 1B		5-3		2 2	0 0	1 1	1 0	0 0	1 0	0 0
Tom Seaver, R (1, 1) OBP: 0.242, SLG: 0.355		S S S K		4-3		S S S K				3	0	0	0	0	2	1
Inning Stats	R: 3 E: 0 K: 0 S: 5 H: 2 LOB: 0 BB: 1 P: 9	R: 0 E: 0 K: 2 S: 7 H: 0 LOB: 0 BB: 0 P: 7	R: 3 E: 0 K: 0 S: 7 H: 5 LOB: 2 BB: 1 P: 11	R: 0 E: 1 K: 0 S: 5 H: 1 LOB: 2 BB: 0 P: 5	R: 0 E: 0 K: 2 S: 7 H: 0 LOB: 0 BB: 0 P: 7	R: 0 E: 0 K: 1 S: 6 H: 1 LOB: 1 BB: 0 P: 6	R: 0 E: 0 K: 1 S: 5 H: 0 LOB: 0 BB: 0 P: 5	R: 0 E: 0 K: 1 S: 5 H: 0 LOB: 0 BB: 0 P: 5		1B: 7 2B: 1 3B: 0 HR: 1 SF: 0 SAC: 0 DP: 0 HBP: 0						

PITCHER		IP	WLS	BF	H	R	ER	SO	BB	IBB	HBP	BLK	WP	HR	S	P	ERA	WHIP
Bob Forsch, R ERA: 4.29	(1, 1)	2.1	L	13	5	6	6	2	1	0	0	0	0	1	16	20	23.14	2.571
Jim Kaat, L ERA: 3.86	(3, 1)	3.2		16	4	0	0	3	1	0	0	0	0	0	21	25	0.00	1.364
John Martin, L ERA: 3.64	(7, 1)	2.0		6	0	0	0	2	0	0	0	0	0	0	10	10	0.00	0.000

PITCHER	IP	WLS	BF	H	R	ER	SO	BB	IBB	HBP	BLK	WP	HR	S	P	ERA	WHIP

BOTTOM

St. Louis Cardinals @ New York Mets

Shea Stadium, Flushing, NY

Wed Jun 22 1983, 7:05 PM EDT

Sunny - 74 F

livebaseballscorecards.com

AB	33
R	6
H	9
RBI	6
BB	2
SO	7
LOB	11

WP: 0 PB: 0 SB: 0 CS: 0 PA: 35

Batter	1	2	3	4	5	6	7	8	9	AB	R	H	RBI	BB	SO	LOB
Tom Herr, S (1, 4) OBP: 0.364, SLG: 0.357	4-3		4-3		4-3			1B		4	0	1	0	0	0	0
Ken Oberkfell, L (1, 5) OBP: 0.351, SLG: 0.361	F8		L7			F7		4-3		3	0	0	0	0	0	0
Floyd Rayford, R (8, PH) OBP: 0.214, SLG: 0.500										1	0	0	0	0	0	1
Dave Vonohlen, L (8, 1)										0	0	0	0	0	0	0
Andy Van Slyke, L (1, 7) OBP: 0.313, SLG: 0.423	4-3		BBBB S BB			BBBB G6-4-3 BB			SSS K	2	0	0	0	2	1	0
George Hendrick, R (1, 3) OBP: 0.392, SLG: 0.560		1B FC1-2 1B	SSS K 1-2			G6-4-3 1-2f			1-3	4	0	1	0	0	1	2
Willie McGee, S (1, 8) OBP: 0.338, SLG: 0.376		1B E 1B 1-2		G5-4-3 1B			6-3		SSS K	4	1	2	0	0	1	0
David Green, R (1, 9) OBP: 0.338, SLG: 0.403		E 1B 1-2 2-3		G5-4-3 1-2f			5-3-6-2 2B			3	0	2	0	0	0	1
Jamie Quirk, L (1, 2) OBP: 0.333, SLG: 0.425		SSS K		5-3			5-3-6-2 2-3f			3	0	0	0	0	1	4
Ozzie Smith, S (1, 6) OBP: 0.265, SLG: 0.268		FC1-2 1-3 2-H 3-Hf			F4			SSS K		3	0	0	0	0	1	2
Joaquin Andujar, S (1, 1) OBP: 0.105, SLG: 0.105		SSS K			SSS K			6-3		2	0	0	0	0	2	2
Rafael Santana, R (8, PH) OBP: 0.385, SLG: 0.200										1	0	0	0	0	0	0
(8, 5)																
Inning Stats	R: 0 E: 0 K: 0 S: 3 H: 0 LOB: 0 BB: 0 P: 3	R: 1 E: 1 K: 2 S: 10 H: 3 LOB: 2 BB: 0 P: 10	R: 0 E: 0 K: 1 S: 5 H: 0 LOB: 1 BB: 1 P: 9	R: 0 E: 0 K: 0 S: 3 H: 1 LOB: 0 BB: 0 P: 3	R: 0 E: 0 K: 1 S: 5 H: 0 LOB: 0 BB: 0 P: 5	R: 0 E: 0 K: 0 S: 2 H: 0 LOB: 0 BB: 1 P: 6	R: 0 E: 0 K: 0 S: 3 H: 1 LOB: 0 BB: 0 P: 3	R: 0 E: 0 K: 1 S: 6 H: 1 LOB: 1 BB: 0 P: 6	R: 0 E: 0 K: 2 S: 7 H: 0 LOB: 0 BB: 0 P: 7	1B: 5 2B: 2 3B: 0 HR: 0	SF: 0 SAC: 0 DP: 3 HBP: 0						

TOP

St. Louis Cardinals @ New York Mets

Shea Stadium, Flushing, NY

Wed Jun 22 1983, 7:05 PM EDT

Att. 18,792 - Unknown - 70 F

livebaseballscorecards.com

AB	30
R	1
H	6
RBI	0
BB	2
SO	7
LOB	12

PITCHER		IP	WLS	BF	H	R	ER	SO	BB	IBB	HBP	BLK	WP	HR	S	P	ERA	WHIP
Mike Torrez, R ERA: 3.98	(1, 1)	7.0	W	25	5	1	0	4	2	0	0	0	0	0	31	39	0.00	1.000
Jesse Orosco, L ERA: 1.09	(8, 1)	2.0	S	7	1	0	0	3	0	0	0	0	0	0	13	13	0.00	0.500

PITCHER		IP	WLS	BF	H	R	ER	SO	BB	IBB	HBP	BLK	WP	HR	S	P	ERA	WHIP

WP: 0 PB: 0 SB: 1 CS: 0 PA: 32

BOTTOM

St. Louis Cardinals @ New York Mets

Shea Stadium, Flushing, NY

Wed Jun 22 1983, 7:05 PM EDT

Att. 18,792 - Unknown - 70 F

Batter	1	2	3	4	5	6	7	8	9	AB	R	H	RBI	BB	SO	LOB
Mookie Wilson, S (1, 8) OBP: 0.275, SLG: 0.327	0-0 S 2B 1B	0-0 F4 ②			0-0 5-3 ②			0-3 K ②		4	1	1	0	0	1	0
Hubie Brooks, R (1, 5) OBP: 0.306, SLG: 0.368	0-0 BB 1-H 1B 2B	0-0 F8 ③			0-0 5-3 ③			0-3 K ③		4	1	1	1	0	1	0
Keith Hernandez, L (1, 3) OBP: 0.361, SLG: 0.435	0-0 5-3 ①		0-0 6-3 ①			0-0 CS 1B				3	0	1	0	0	0	1
Rusty Staub, L (1, 7) OBP: 0.417, SLG: 0.444 Mark Bradley, R (7, 7) OBP: 0.344, SLG: 0.382	B B B B 4-0 1B BB BB		0-0 6-3 ②			0-0 F6 ①				2 0	0 0	0 0	0 0	1 0	0 0	1 0
Darryl Strawberry, L (1, 9) OBP: 0.243, SLG: 0.331	0-0 F7 ②		0-0 L6 ③			0-0 L8 ②				3	0	0	0	0	0	3
Bob Bailor, R (1, 6) OBP: 0.302, SLG: 0.311	B B B B 4-0 1B 1-2 2-3 BB			0-0 6-3 ①		0-0 CS ③ 1-2	0-0 6-3 ①			2	0	0	0	1	0	0
Brian Giles, R (1, 4) OBP: 0.318, SLG: 0.280	0-0 1-2 2-3 3-H 1B			0-0 6-3 ②			0-0 5-3 ②			3	0	1	1	0	0	0
Junior Ortiz, R (1, 2) OBP: 0.167, SLG: 0.091	0-0 1-3 ③			0-0 4-3 ③			0-0 5-3 ③			3	0	0	0	0	0	3
Mike Torrez, R (1, 1) OBP: 0.074, SLG: 0.074 Jesse Orosco, R (8, 1) OBP: 0.286, SLG: 0.286		S S S 0-3 K ①			0-0 F4 ①			0-0 6-3 ①		2 1	0 0	0 0	0 0	0 0	1 0	0 0
Inning Stats	R: 2 E: 0 K: 0 S: 6 H: 3 LOB: 3 BB: 2 P: 14	R: 0 E: 0 K: 1 S: 5 H: 0 LOB: 0 BB: 0 P: 5	R: 0 E: 0 K: 0 S: 3 H: 0 LOB: 0 BB: 0 P: 3	R: 0 E: 0 K: 0 S: 3 H: 0 LOB: 0 BB: 0 P: 3	R: 0 E: 0 K: 0 S: 3 H: 0 LOB: 0 BB: 0 P: 3	R: 0 E: 0 K: 0 S: 3 H: 1 LOB: 0 BB: 0 P: 3	R: 0 E: 0 K: 0 S: 3 H: 0 LOB: 0 BB: 0 P: 3	R: 0 E: 0 K: 2 S: 7 H: 0 LOB: 0 BB: 0 P: 7		1B: 3 2B: 1 3B: 0 HR: 0	SF: 0 SAC: 0 DP: 0 HBP: 0				WP: 0 PB: 0 SB: 1 CS: 1	PA: 30	

livebaseballscorecards.com

	AB	27
	R	2
	H	4
	RBI	2
	BB	2
	SO	3
	LOB	8

PITCHER		IP	WLS	BF	H	R	ER	SO	BB	IBB	HBP	BLK	WP	HR	S	P	ERA	WHIP
Joaquin Andujar, R ERA: 3.85	(1, 1)	7.0	L	26	4	2	2	1	2	0	0	0	0	0	26	34	2.57	0.857
Dave Vonohlen, L ERA: 1.25	(8, 1)	1.0		3	0	0	0	2	0	0	0	0	0	0	7	7	0.00	0.000

PITCHER	IP	WLS	BF	H	R	ER	SO	BB	IBB	HBP	BLK	WP	HR	S	P	ERA	WHIP

Batter	1	2	3	4	5	6	7	8	9	AB	R	H	RBI	BB	SO	LOB
Willie McGee, S (1, 8) OBP: 0.344, SLG: 0.381	0-0 BLK 1B 1B		0-0 ① 4-3	0-0 1B 1B		0-0 1B		0-0 ② 4-3 2-3		5	1	3	0	0	0	1
Steve Braun, L (1, 7) OBP: 0.467, SLG: 0.458	0-0 ① F7 1-2		0-0 HR 1B	0-0 1-2 1B		0-0 ③ F7		0-0 ③ 4-3		5	1	2	0	0	0	3
Andy Van Slyke, L (1, 3) OBP: 0.324, SLG: 0.516	0-0 S 2-H 1B		0-0 1-H HR	SSS 0-3 ③ K			0-0 ① 4-3		0-0 ① 6-3	5	1	2	3	0	1	2
Darrell Porter, L (1, 2) OBP: 0.348, SLG: 0.428	0-0 ② F7 1-2		0-0 ② F4		0-0 ① 1-3		0-0 ② 1-6-3		0-0 ② 3-1	5	0	0	0	0	0	1
David Green, R (1, 9) OBP: 0.354, SLG: 0.409	0-0 ③ 4-3		BBBB 4-0 WP S BB		0-0 1B		0-0 E 1B 1B		BBBB 4-0 BB	3	1	2	0	2	0	1
Ken Oberkfell, L (1, 4) OBP: 0.354, SLG: 0.360 George Hendrick, R (9, PH) OBP: 0.390, SLG: 0.557		0-0 E4 1B G6-4-3	BBBB 4-0 WP 1-2 BB		0-0 ② L7		0-0 E9 1-H 1B		0-0 ③ 6-3	3 1	1 0	1 0	0 0	1 0	0 0	1 1
Floyd Rayford, R (1, 5) OBP: 0.222, SLG: 0.444		0-0 G6-4-3 2-3 1B	SSS 0-3 ③ K 1-2 2-3		0-0 ③ F2		0-0 ③ 5-3			4	0	1	0	0	1	4
Ozzie Smith, S (1, 6) OBP: 0.261, SLG: 0.264		0-0 ① ② G6-4-3 1-2f 3-H		0-0 ① 6-3		0-0 ① 6-3		0-0 ① 4-3		4	0	0	0	0	0	1
John Stuper, R (1, 1) OBP: 0.231, SLG: 0.200		0-0 ③ 3-1		SSS 0-3 ② K		0-0 ② 6-3		0-0 4-3 2B		1	0	0	0	0	0	0
Dave Vonohlen, L (3, 1)										1	0	0	0	0	1	0
Jeff Lahti, R (4, 1)										1	0	0	0	0	0	0
Tom Herr, S (8, PH) OBP: 0.367, SLG: 0.367										1	0	1	0	0	0	0
Jim Kaat, L (8, 1)										0	0	0	0	0	0	0
Inning Stats	R: 1 E: 0 K: 0 S: 5 H: 2 LOB: 1 BB: 0 P: 5	R: 1 E: 1 K: 0 S: 4 H: 1 LOB: 0 BB: 0 P: 4	R: 2 E: 0 K: 1 S: 7 H: 2 LOB: 2 BB: 2 P: 15	R: 0 E: 0 K: 2 S: 9 H: 2 LOB: 2 BB: 0 P: 9	R: 0 E: 0 K: 0 S: 4 H: 1 LOB: 1 BB: 0 P: 4	R: 0 E: 0 K: 0 S: 4 H: 1 LOB: 1 BB: 0 P: 4	R: 1 E: 1 K: 0 S: 5 H: 2 LOB: 1 BB: 0 P: 5	R: 0 E: 0 K: 0 S: 4 H: 1 LOB: 1 BB: 0 P: 4	R: 0 E: 0 K: 0 S: 3 H: 0 LOB: 1 BB: 1 P: 7	1B: 10 2B: 1 3B: 0 HR: 1	SF: 0 SAC: 0 DP: 1 HBP: 0						

TOP

St. Louis Cardinals @ New York Mets

Shea Stadium, Flushing, NY

Thu Jun 23 1983, 3:33 AM EDT

Att. 9,128 - Unknown

livebaseballscorecards.com

AB	39
R	5
H	12
RBI	3
BB	3
SO	3
LOB	15

WP: 1 PB: 0 SB: 2 CS: 0 PA: 42

PITCHER		IP	WLS	BF	H	R	ER	SO	BB	IBB	HBP	BLK	WP	HR	S	P	ERA	WHIP
Ed Lynch, R ERA: 3.72	(1, 1)	2.2		14	5	4	3	0	1	0	0	1	0	1	13	17	10.12	2.250
Carlos Diaz, L ERA: 2.51	(3, 1)	1.1	W	7	2	0	0	3	1	0	0	0	1	0	12	16	0.00	2.250
Doug Sisk, R ERA: 2.63	(5, 1)	5.0	S	21	5	1	0	0	1	0	0	0	0	0	20	24	0.00	1.200

PITCHER	IP	WLS	BF	H	R	ER	SO	BB	IBB	HBP	BLK	WP	HR	S	P	ERA	WHIP

Batter	1	2	3	4	5	6	7	8	9	AB	R	H	RBI	BB	SO	LOB
Mookie Wilson, S (1, 8) OBP: 0.274, SLG: 0.325	F8		1B 2B 1B 1-2	FC6-4 1-2f 2-3		F6		K		5	2	1	0	0	1	5
Hubie Brooks, R (1, 5) OBP: 0.308, SLG: 0.381	G3		2B G3 1B 1-2 2-H	HR 1-H 3-H		G5-4-3 1-2f		F9		5	2	2	4	0	0	3
Keith Hernandez, L (1, 3) OBP: 0.367, SLG: 0.440	BB 1B		K	5-3 1B			F8 1B			4	0	3	0	0	1	2
George Foster, R (1, 7) OBP: 0.317, SLG: 0.443	BB 1-2		2B 1-3 2-H	5-3 1-2			F8 1-2			3	0	1	1	1	0	2
Darryl Strawberry, L (1, 9) OBP: 0.243, SLG: 0.323	K		G3 3-H	G3			G4-6-3 IBB			3	0	0	1	1	1	4
Bob Bailor, R (1, 6) OBP: 0.300, SLG: 0.309		4-3	F9		K 1B		G4-6-3 1-2f			4	0	1	0	0	0	3
Brian Giles, R (1, 4) OBP: 0.326, SLG: 0.292		G4-6-3 1B		1B 2B	K 1-2			FC6-4 BB		3	1	2	0	1	1	1
Junior Ortiz, R (1, 2) OBP: 0.179, SLG: 0.115		G4-6-3 1-2f		FC6-4 1B HR 2-H	5-3			FC6-4 SH 1-2f		4	1	1	1	0	0	2
Ed Lynch, R (1, 1) OBP: 0.227, SLG: 0.190			1B 1B BB	FC6-4 1-2 1B		G5-4-3 1B		SH 1-3		0	0	0	0	0	0	0
Carlos Diaz, R (3, 1)										0	1	0	0	1	0	0
Dave Kingman, R (4, PH) OBP: 0.277, SLG: 0.423										1	0	1	0	0	0	0
Doug Sisk, R (5, 1) OBP: 0.333, SLG: 0.333										1	0	1	0	0	0	0
Inning Stats	R: 0 E: 0 K: 1 S: 6 H: 1 LOB: 2 BB: 1 P: 10	R: 0 E: 0 K: 0 S: 3 H: 1 LOB: 0 BB: 0 P: 3	R: 3 E: 0 K: 1 S: 8 H: 3 LOB: 1 BB: 1 P: 12	R: 4 E: 0 K: 0 S: 8 H: 5 LOB: 1 BB: 0 P: 8	R: 0 E: 0 K: 1 S: 5 H: 1 LOB: 0 BB: 0 P: 5	R: 0 E: 0 K: 0 S: 3 H: 1 LOB: 0 BB: 1 P: 7	R: 0 E: 0 K: 0 S: 3 H: 1 LOB: 1 BB: 1 P: 3	R: 0 E: 1 K: 1 S: 6 H: 0 LOB: 2 BB: 1 P: 10		1B: 10 2B: 2 3B: 0 HR: 1 SF: 0 SAC: 1 DP: 3 HBP: 0						

PITCHER	IP	WLS	BF	H	R	ER	SO	BB	IBB	HBP	BLK	WP	HR	S	P	ERA	WHIP
John Stuper, R (1, 1) ERA: 4.54	2.0		11	4	3	3	1	2	0	0	0	0	0	11	19	13.50	3.000
Dave Vonohlen, L (3, 1) ERA: 2.74	1.1	L	10	6	4	4	1	0	0	0	0	0	1	12	12	27.00	4.500
Jeff Lahti, R (4, 1) ERA: 3.47	3.2		12	3	0	0	1	0	1	0	0	0	0	13	17	0.00	0.818
Jim Kaat, L (8, 1) ERA: 3.7	1.0		5	0	0	0	1	1	0	0	0	0	0	6	10	0.00	1.000

PITCHER	IP	WLS	BF	H	R	ER	SO	BB	IBB	HBP	BLK	WP	HR	S	P	ERA	WHIP

BOTTOM

St. Louis Cardinals @ New York Mets

Shea Stadium, Flushing, NY

Thu Jun 23 1983, 3:33 AM EDT

Att. 9,128 - Unknown

livebaseballscorecards.com

AB	33
R	7
H	13
RBI	7
BB	4
SO	4
LOB	22

WP: 0	PB: 0	SB: 0	CS: 0
PA: 38			

Philadelphia Phillies @ New York Mets

Shea Stadium, Flushing, NY

Fri Jun 24 1983, 7:05 PM EDT

Att. 20,093 - Unknown

TOP

livebaseballscorecards.com

Batter	1	2	3	4	5	6	7	8	9	AB	R	H	RBI	BB	SO	LOB
Bob Dernier, R (1, 8) OBP: 0.298, SLG: 0.358	HR	5-3		S, 2-3, 1B		P4		G5-4-3, 1-2f		5	1	2	1	0	0	1
Pete Rose, S (1, 3) OBP: 0.318, SLG: 0.321	6-3	3-1		SF8, 3-H		4-3			L6	4	0	0	1	0	0	0
Joe Morgan, L (1, 4) OBP: 0.376, SLG: 0.371	S, HR, 1B		F8, 2B, 1B	FC6-4, 1-2, BB		K			P6	4	2	2	0	1	1	0
Mike Schmidt, R (1, 5) OBP: 0.381, SLG: 0.472	F9, 1-2		F8, 1-2	FC6-4, 1-2f			K		1B	5	0	1	0	0	1	4
Von Hayes, L (1, 9) OBP: 0.359, SLG: 0.412	HR, BB		F8, 2-H, 2B		S, BB		E, 1B		K	3	1	2	1	2	1	1
Gary Matthews, R (1, 7) OBP: 0.337, SLG: 0.399 Greg Gross, L (9, 7) OBP: 0.389, SLG: 0.356	1-H, 2-H, HR	F8, 2-3			K, 1-2		F3, 1-3			4 0	1 0	1 0	3 0	0 0	1 0	3 0
Ozzie Virgil, R (1, 2) OBP: 0.265, SLG: 0.391	BB	P3			K		6-3			3	0	0	0	1	1	3
Ivan De Jesus, R (1, 6) OBP: 0.288, SLG: 0.282	1-3			1B, SH2-4, SF8, BB	IBB			6-3		2	1	0	0	2	0	1
Steve Carlton, L (1, 1) OBP: 0.208, SLG: 0.277 Al Holland, R (9, 1) Joe Lefebvre, L (9, 9) OBP: 0.346, SLG: 0.396		3-1		SH2-4, 1-2	F8			G5-4-3, 1B		3 0 0	0 0 0	1 0 0	0 0 0	0 0 0	0 0 0	2 0 0
Inning Stats	R: 4 E: 0 K: 0 S: 6 H: 3 LOB: 1 BB: 2 P: 14	R: 0 E: 0 K: 0 S: 3 H: 0 LOB: 0 BB: 0 P: 3	R: 1 E: 0 K: 0 S: 5 H: 2 LOB: 1 BB: 0 P: 5	R: 1 E: 0 K: 0 S: 4 H: 1 LOB: 2 BB: 2 P: 12	R: 0 E: 0 K: 2 S: 7 H: 0 LOB: 2 BB: 2 P: 15	R: 0 E: 0 K: 1 S: 5 H: 0 LOB: 0 BB: 0 P: 5	R: 0 E: 1 K: 1 S: 6 H: 1 LOB: 1 BB: 0 P: 6	R: 0 E: 0 K: 0 S: 3 H: 1 LOB: 0 BB: 0 P: 3	R: 0 E: 0 K: 1 S: 6 H: 1 LOB: 1 BB: 0 P: 6	1B: 6 2B: 1 3B: 0 HR: 2 SF: 1 SAC: 1 DP: 1 HBP: 0						

AB	33
R	6
H	9
RBI	6
BB	6
SO	5
LOB	15

WP: 0 PB: 0 SB: 3 CS: 0 PA: 41

PITCHER		IP	WLS	BF	H	R	ER	SO	BB	IBB	HBP	BLK	WP	HR	S	P	ERA	WHIP
Craig Swan, R ERA: 5.02	(1, 1)	0.2	L	7	3	4	4	0	2	0	0	0	0	2	5	13	54.00	7.500
Scott Holman, R ERA: 3.92	(1, 1)	4.1		20	3	2	2	2	3	1	0	0	0	0	20	36	4.15	1.385
Tom Gorman, L ERA: 10.38	(6, 1)	2.0		7	1	0	0	2	0	0	0	0	0	0	11	11	0.00	0.500
Ed Lynch, R ERA: 3.62	(8, 1)	2.0		7	2	0	0	1	0	0	0	0	0	0	9	9	0.00	1.000

PITCHER	IP	WLS	BF	H	R	ER	SO	BB	IBB	HBP	BLK	WP	HR	S	P	ERA	WHIP

Philadelphia Phillies @ New York Mets

Shea Stadium, Flushing, NY

Fri Jun 24 1983, 7:05 PM EDT

Att. 20,093 - Unknown

BOTTOM

Batter	1	2	3	4	5	6	7	8	9	AB	R	H	RBI	BB	SO	LOB
Mookie Wilson, S (1, 8) OBP: 0.272, SLG: 0.323	F8		5-3		1B 1B		K		L8	5	1	1	0	0	1	2
Hubie Brooks, R (1, 5) OBP: 0.310, SLG: 0.379	6-3		BB		PB 1-3 1B		K		F9	4	1	1	0	1	1	2
Keith Hernandez, L (1, 3) OBP: 0.371, SLG: 0.441	1B		1-2 BB		FC6-4 1-H 3-H			4-3	4-3	4	0	2	2	1	0	2
George Foster, R (1, 7) OBP: 0.316, SLG: 0.440	1-3		K		FC6-4 1-2f			E4 2B E		4	1	1	0	0	1	3
Dave Kingman, R (1, 9) OBP: 0.276, SLG: 0.424	K			F8		K		E7 1-H		4	0	1	0	0	2	2
Bob Bailor, R (1, 4) OBP: 0.298, SLG: 0.301		P3		6-3		FC5-4 BB		6-3		3	0	0	0	1	0	1
José Oquendo, S (1, 6) OBP: 0.331, SLG: 0.305		P3		4-3		FC5-4 1-2f		K		4	0	0	0	0	1	2
Junior Ortiz, R (1, 2) OBP: 0.161, SLG: 0.103		5-3			P4	L4			2B	3	0	0	0	0	0	1
Mark Bradley, R (9, PH) OBP: 0.354, SLG: 0.411										1	0	1	0	0	0	0
Craig Swan, R (1, 1) OBP: 0.143, SLG: 0.143			F8		F8		F9		HBP	0	0	0	0	0	0	0
Scott Holman, R (1, 1) OBP: 0.222, SLG: 0.222										1	0	0	0	0	0	0
Tucker Ashford, R (5, PH) OBP: 0.227, SLG: 0.211										1	0	0	0	0	0	0
Tom Gorman, L (6, 1) OBP: 0.324, SLG: 0.290										0	0	0	0	0	0	0
Brian Giles, R (7, PH) OBP: 0.227, SLG: 0.190										1	0	0	0	0	0	0
Ed Lynch, R (8, 1) OBP: 0.425, SLG: 0.444										0	0	0	0	0	0	0
Rusty Staub, L (9, PH) OBP: 0.243, SLG: 0.323										0	0	0	0	0	0	0
Darryl Strawberry, L (9, PR)										0	0	0	0	0	0	0

Inning Stats	1	2	3	4	5	6	7	8	9
R	0	0	0	0	2	0	0	1	0
E	0	0	0	0	0	0	0	2	0
K	1	0	1	0	0	1	2	1	0
S	7	3	5	3	6	5	7	7	4
H	2	0	0	0	3	0	0	1	1
LOB	2	0	2	0	1	1	0	1	2
BB	0	0	2	0	1	1	0	1	0
P	7	3	13	3	6	9	7	7	5

1B	5
2B	2
3B	0
HR	0
SF	0
SAC	0
DP	0
HBP	1
WP	0
PB	1
SB	0
CS	0
PA	39

AB	35
R	3
H	7
RBI	2
BB	3
SO	6
LOB	15

livebaseballscorecards.com

PITCHER		IP	WLS	BF	H	R	ER	SO	BB	IBB	HBP	BLK	WP	HR	S	P	ERA	WHIP
Steve Carlton, L ERA: 3.14	(1, 1)	8.0	W	36	7	3	1	6	3	0	1	0	0	0	44	57	1.12	1.250
Al Holland, L ERA: 2.61	(9, 1)	1.0	S	3	0	0	0	0	0	0	0	0	0	0	3	3	0.00	0.000

PITCHER	IP	WLS	BF	H	R	ER	SO	BB	IBB	HBP	BLK	WP	HR	S	P	ERA	WHIP

Batter	1	2	3	4	5	6	7	8	9	AB	R	H	RBI	BB	SO	LOB
Bob Dernier, R (1, 8) OBP: 0.290, SLG: 0.333	B B B B 4-0 S S 4-3 BB	x 0-0 ③ 6-3 1-2			x 0-0 ① 6-3		x 0-0 ① 6-3	x 0-0 ③ 6-3		4	1	0	0	1	0	2
Pete Rose, S (1, 3) OBP: 0.320, SLG: 0.317	B B B B 4-0 4-3 S 1B 1-2 BB		x 0-0 ① 6-3		x 0-0 ② F7		B B B B 4-0 BB BB BB		x 0-0 ① 6-3	3	1	0	0	2	0	0
Joe Morgan, L (1, 4) OBP: 0.372, SLG: 0.363 Kiko Garcia, R (9, 4) OBP: 0.300, SLG: 0.316	x 0-0 ① 4-3 1-3 2-H	x 0-0 ② 3-1			x 0-0 ③ F9		B B B B 4-0 BB 1-2 BB		x 0-0 ② F7	4 0	0 0	0 0	1 0	1 0	0 0	1 0
Mike Schmidt, R (1, 5) OBP: 0.382, SLG: 0.468	x 0-0 ② 5-3		S S S 0-3 ③ K			x 0-0 1B SF8 1B	B B B B 4-0 1-2 2-3 BB		S S S 0-3 ③ K	4	1	1	0	1	2	1
Von Hayes, L (1, 9) OBP: 0.369, SLG: 0.421	x 0-0 S 3-H 1B			x 0-0 1-4-3 1B		x 0-0 SF8 S 1B 1-3 1B	x 0-0 ② P3			4	1	3	1	0	0	3
Gary Matthews, R (1, 7) OBP: 0.332, SLG: 0.394 Greg Gross, L (9, 7) OBP: 0.389, SLG: 0.356	x 0-0 ③ 6-3 1-2			x 0-0 ① 1-4-3 1-2		x 0-0 ① SF8 1-3 3-H	S S S 0-3 ③ K			3 0	0 0	0 0	1 0	0 0	1 0	5 0
Ozzie Virgil, R (1, 2) OBP: 0.264, SLG: 0.382		S S S 0-3 ① K		x 0-0 ② P6		x 0-0 6-3 3-H 1B		x 0-0 ① F8		4	0	1	1	0	1	1
Ivan De Jesus, R (1, 6) OBP: 0.297, SLG: 0.284		x 0-0 S 1B		4-0 IBB		x 0-0 ② 6-3 1-2		B B B B 4-0 BB		2	0	1	0	2	0	1
Kevin Gross, R (1, 1) Willie Hernandez, L (7, 1) OBP: 0.429, SLG: 0.429		S S S 0-3 ② K		x 0-0 ③ 6-3		x 0-0 ③ 2-3		S S S 0-3 ② K		3 1	0 0	0 0	0 0	0 0	1 1	4 1
Inning Stats	R: 2 H: 1 E: 0 LOB: 1 K: 0 BB: 2 S: 4 P: 12	R: 0 H: 1 E: 0 LOB: 1 K: 2 BB: 0 S: 8 P: 8	R: 0 H: 0 E: 0 LOB: 0 K: 1 BB: 0 S: 5 P: 5	R: 0 H: 1 E: 0 LOB: 2 K: 0 BB: 1 S: 4 P: 8	R: 0 H: 0 E: 0 LOB: 0 K: 0 BB: 0 S: 3 P: 3	R: 2 H: 3 E: 0 LOB: 1 K: 0 BB: 0 S: 6 P: 6	R: 0 H: 0 E: 0 LOB: 3 K: 1 BB: 3 S: 5 P: 17	R: 0 H: 0 E: 0 LOB: 1 K: 1 BB: 1 S: 5 P: 9	R: 0 H: 0 E: 0 LOB: 0 K: 1 BB: 0 S: 5 P: 5	1B: 6 SF: 1 2B: 0 SAC: 0 3B: 0 DP: 0 HR: 0 HBP: 0						

PITCHER		IP	WLS	BF	H	R	ER	SO	BB	IBB	HBP	BLK	WP	HR	S	P	ERA	WHIP
Walt Terrell, R ERA: 6.55	(1, 1)	5.1	L	25	6	4	4	3	2	1	0	0	0	0	28	40	6.75	1.500
Doug Sisk, R ERA: 2.57	(6, 1)	1.0		6	0	0	0	0	3	0	0	0	0	0	3	15	0.00	3.000
Carlos Diaz, L ERA: 2.31	(7, 1)	2.2		9	0	0	0	3	1	0	0	0	0	0	14	18	0.00	0.375

PITCHER	IP	WLS	BF	H	R	ER	SO	BB	IBB	HBP	BLK	WP	HR	S	P	ERA	WHIP

TOP

Philadelphia Phillies @ New York Mets

Shea Stadium, Flushing, NY

Sat Jun 25 1983, 3:33 AM EDT

Att. 24,551 - Unknown

livebaseballscorecards.com

AB	32
R	4
H	6
RBI	4
BB	7
SO	6
LOB	19

Batter	1	2	3	4	5	6	7	8	9	AB	R	H	RBI	BB	SO	LOB
Mookie Wilson, S (1, 8) OBP: 0.279, SLG: 0.324	S S S 0-3 ① K		B B B B 4-0 G6-4-3 BB		H 1-0 S HBP			x 0-0 CS 1B		2	0	1	0	1	1	0
Hubie Brooks, R (1, 5) OBP: 0.305, SLG: 0.373	x 0-0 ② 1-3		x 0-0 ②③ G6-4-3 1-2f		x 0-0 ③ L8 1-2			x 0-0 ①② F8 1-2		4	0	0	0	0	0	3
Keith Hernandez, L (1, 3) OBP: 0.372, SLG: 0.454	x 0-0 FC5-4 1B			x 0-0 HR		S S S 0-3 ① K		x 0-0 ③ F7		4	1	2	1	0	1	0
George Foster, R (1, 7) OBP: 0.311, SLG: 0.433	x 0-0 ③ FC5-4 1-2f			S S S 0-3 ① K		x 0-0 ② L9			x 0-0 ① L8	4	0	0	0	0	1	1
Darryl Strawberry, L (1, 9) OBP: 0.245, SLG: 0.324 Carlos Diaz, R (7, 1) Bob Bailor, R (9, PH) OBP: 0.296, SLG: 0.298		x 0-0 CS 1B		x 0-0 ② F9		x 0-0 ③ F5			x 0-0 ② P4	3 0 1	0 0 0	1 0 0	0 0 0	0 0 0	0 0 0	0 0 0
Ron Hodges, L (1, 2) OBP: 0.344, SLG: 0.206 Mark Bradley, R (9, PH) OBP: 0.348, SLG: 0.404	B B B B 4-0 ① FC5-4 1-2 BB			B B B B 4-0 BB			x 0-0 1-3 2B 1B		x 0-0 ③ 5-3	1 1	1 0	1 0	0 0	2 0	0 0	0 0
Brian Giles, R (1, 4) OBP: 0.320, SLG: 0.286	x 0-0 ② P5			x 0-0 ③ F7			x 0-0 ① 1-3 1-2			3	0	0	0	0	0	3
José Oquendo, S (1, 6) OBP: 0.331, SLG: 0.313	x 0-0 ③ FC5-4 1-2f				x 0-0 ① 6-3		x 0-0 8-1-4 2-H 2B			3	0	1	1	0	0	1
Walt Terrell, L (1, 1) Doug Sisk, R (6, 1) OBP: 0.333, SLG: 0.333 Danny Heep, L (7, 9) OBP: 0.363, SLG: 0.440			S S S 0-3 ① K		S S S 0-3 ② K		x 0-0 ②③ 8-1-4 2-3f			2 0 1	0 0 0	0 0 0	0 0 0	0 0 0	2 0 0	0 0 1
Inning Stats	R: 0 H: 1 E: 0 LOB: 1 K: 1 BB: 0 S: 6 P: 6	R: 0 H: 1 E: 0 LOB: 1 K: 0 BB: 1 S: 3 P: 7	R: 0 H: 0 E: 0 LOB: 0 K: 1 BB: 1 S: 4 P: 8	R: 1 H: 1 E: 0 LOB: 1 K: 1 BB: 1 S: 6 P: 10	R: 0 H: 0 E: 0 LOB: 1 K: 1 BB: 0 S: 5 P: 6	R: 0 H: 0 E: 0 LOB: 0 K: 1 BB: 0 S: 5 P: 5	R: 1 H: 2 E: 0 LOB: 0 K: 0 BB: 0 S: 4 P: 4	R: 0 H: 1 E: 0 LOB: 0 K: 0 BB: 0 S: 3 P: 3	R: 0 H: 0 E: 0 LOB: 0 K: 0 BB: 0 S: 3 P: 3	1B: 4 SF: 0 2B: 2 SAC: 0 3B: 0 DP: 2 HR: 1 HBP: 1						WP: 0 PA: 33 PB: 0 SB: 1 CS: 2

PITCHER		IP	WLS	BF	H	R	ER	SO	BB	IBB	HBP	BLK	WP	HR	S	P	ERA	WHIP
Kevin Gross, R ERA: 2.84	(1, 1)	6.1	W	26	5	2	2	5	3	0	1	0	0	1	32	45	2.84	1.263
Willie Hernandez, L ERA: 1.57	(7, 1)	2.2	S	7	1	0	0	0	0	0	0	0	0	0	7	7	0.00	0.375

PITCHER	IP	WLS	BF	H	R	ER	SO	BB	IBB	HBP	BLK	WP	HR	S	P	ERA	WHIP

BOTTOM

Philadelphia Phillies @ New York Mets

Shea Stadium, Flushing, NY

Sat Jun 25 1983, 3:33 AM EDT

Att. 24,551 - Unknown

livebaseballscorecards.com

AB	29
R	2
H	6
RBI	2
BB	3
SO	5
LOB	9

Batter	1	2	3	4	5	6	7	8	9	AB	R	H	RBI	BB	SO	LOB
Bob Dernier, R (1, 8) OBP: 0.299, SLG: 0.328	0-0 1B S SF9 1B		0-3 ② K		0-0 ① 6-3		0-0 ① 4-3		4-0 BB BB	4	1	1	0	1	1	0
Pete Rose, S (1, 3) OBP: 0.321, SLG: 0.315	0-0 PB 1-3 1B		0-0 ③ F8		0-0 ② 4-3		0-0 ② 4-3		4-0 G6-4-3 1-2 BB	4	0	1	0	1	0	0
Joe Morgan, L (1, 4) OBP: 0.370, SLG: 0.368 Kiko Garcia, R (8, 4) OBP: 0.286, SLG: 0.300	0-0 ① SF9 3-H			0-3 ① K	0-3 ③ K		0-0 1B 2B		0-0 ②③ G6-4-3 1-2f	3 1	1 0	1 0	1 0	0 0	2 0	0 2
Mike Schmidt, R (1, 5) OBP: 0.384, SLG: 0.467	0-0 ② 5-3 1-2			0-3 ② K		0-0 G5-4-3 HR 1B	4-0 1B IBB			3	1	1	0	1	1	1
Von Hayes, L (1, 9) OBP: 0.372, SLG: 0.424	0-0 ③ F3			0-0 ③ L9		0-0 G5-4-3 1-2 1B	0-0 ③ 1-3 2-H 1B			4	0	2	1	0	0	1
Gary Matthews, R (1, 7) OBP: 0.331, SLG: 0.396		0-0 ① 5-3			0-0 2B 2B	0-0 ①② G5-4-3 1-2f 2-3		0-0 ① F8		4	1	1	0	0	0	2
Bo Diaz, R (1, 2) OBP: 0.305, SLG: 0.390		0-0 ② L3			0-0 1B HR 2-H 2B	0-0 3-H HR		0-3 ② K		4	2	2	3	0	1	0
Ivan De Jesus, R (1, 6) OBP: 0.301, SLG: 0.289		0-0 ③ F9			0-0 HR 2-3 1B	0-0 1B		0-3 ③ K		4	1	2	0	0	1	0
John Denny, R (1, 1) OBP: 0.171, SLG: 0.147 Tug McGraw, R (4, 1) Joe Lefebvre, L (5, PH) OBP: 0.358, SLG: 0.469 Ron Reed, R (5, 1) Al Holland, R (9, 1)			0-0 ① 5-3		0-0 1-H 3-H HR	0-3 ③ K			0-0 ① 6-3	1 0 1 2 0	0 0 1 0 0	0 0 1 0 0	0 0 3 0 0	0 0 0 0 0	0 0 0 1 0	0 0 0 1 0

TOP

Philadelphia Phillies @ New York Mets

Shea Stadium, Flushing, NY

Sun Jun 26 1983, 7:05 PM EDT

Unknown

livebaseballscorecards.com

	AB	R	H	RBI	BB	SO	LOB
	35	8	12	8	3	7	7

Inning Stats	1	2	3	4	5	6	7	8	9	1B	SF	WP	PA
R	1	0	0	0	4	2	1	0	0	7	1	0	39
E	0	0	0	0	0	0	0	0	0	2B 3	SAC 0	PB 1	
K	0	0	1	2	1	1	0	2	0	3B 0	DP 2	SB 1	
S	5	3	5	7	9	8	4	7	2	HR 2	HBP 0	CS 0	
H	2	0	0	0	4	4	2	0	0				
LOB	1	0	0	0	0	1	0	0	2				
BB	0	0	0	0	0	0	1	0	2				
P	5	3	5	7	9	8	8	7	10				

PITCHER		IP	WLS	BF	H	R	ER	SO	BB	IBB	HBP	BLK	WP	HR	S	P	ERA	WHIP
Tom Seaver, R ERA: 3.22	(1, 1)	5.2	L	25	9	7	7	4	0	0	0	0	0	2	33	33	11.12	1.588
Jesse Orosco, L ERA: 1.24	(6, 1)	1.1		7	3	1	1	1	0	1	0	0	0	0	8	12	6.75	2.250
Craig Swan, R ERA: 4.92	(8, 1)	1.0		3	0	0	0	2	0	0	0	0	0	0	7	7	0.00	0.000
Scott Holman, R ERA: 3.86	(9, 1)	1.0		4	0	0	0	0	2	0	0	0	0	0	2	10	0.00	2.000

PITCHER	IP	WLS	BF	H	R	ER	SO	BB	IBB	HBP	BLK	WP	HR	S	P	ERA	WHIP

Batter	1	2	3	4	5	6	7	8	9	AB	R	H	RBI	BB	SO	LOB
Bob Bailor, R (1, 4) (6, 6) OBP: 0.300, SLG: 0.311	E6 G6-3		4-3	HR 2B		4-3			1B 1B	5	1	2	1	0	0	0
Hubie Brooks, R (1, 5) OBP: 0.307, SLG: 0.385	G6-3 1-2f		G3	HR			F7		FC5-4 1B	5	1	2	3	0	0	1
Keith Hernandez, L (1, 3) OBP: 0.376, SLG: 0.455	WP 1B		WP HBP BB	1B			4-3		F2	4	0	2	0	1	0	3
George Foster, R (1, 7) OBP: 0.309, SLG: 0.426	5-3		WP HBP	F9			F7		FC5-4	4	0	0	0	0	0	5
Darryl Strawberry, L (1, 9) OBP: 0.245, SLG: 0.317		1-3 1B BB	F8		K			G3		3	0	0	0	1	1	2
Danny Heep, L (1, 8) OBP: 0.360, SLG: 0.433		1-3		F8	P5			F7		4	0	1	0	0	0	0
José Oquendo, S (1, 6) OBP: 0.325, SLG: 0.307	K		5-3	P3				F2		3	0	0	0	0	1	2
Jesse Orosco, R (6, 1) OBP: 0.286, SLG: 0.286										0	0	0	0	0	0	0
Craig Swan, R (8, 1) OBP: 0.143, SLG: 0.143										0	0	0	0	0	0	0
Dave Kingman, R (8, PH) OBP: 0.275, SLG: 0.422										1	0	0	0	0	0	0
Scott Holman, R (9, 1) OBP: 0.222, SLG: 0.222										0	0	0	0	0	0	0
Junior Ortiz, R (1, 2) OBP: 0.147, SLG: 0.094	1-3		E6 BB 2B			5-3			1B 1B 1B	3	1	0	0	0	0	2
Rusty Staub, L (9, PH) OBP: 0.432, SLG: 0.453										1	0	1	0	0	0	0
Tom Seaver, R (1, 1) OBP: 0.257, SLG: 0.344	6-3			2B HR BB		5-3			L6	1	1	0	0	1	0	2
Brian Giles, R (6, 4) OBP: 0.317, SLG: 0.283										2	0	0	0	0	0	1
Inning Stats	R: 0 E: 1 K: 0 S: 4 H: 1 LOB: 1 BB: 0 P: 4	R: 0 E: 0 K: 1 S: 6 H: 1 LOB: 2 BB: 1 P: 10	R: 0 E: 0 K: 0 S: 3 H: 0 LOB: 2 BB: 1 P: 8	R: 4 E: 1 K: 0 S: 7 H: 3 LOB: 1 BB: 1 P: 11	R: 0 E: 0 K: 1 S: 5 H: 0 LOB: 0 BB: 0 P: 5	R: 0 E: 0 K: 0 S: 3 H: 0 LOB: 0 BB: 0 P: 3	R: 0 E: 0 K: 0 S: 3 H: 0 LOB: 0 BB: 0 P: 3	R: 0 E: 0 K: 0 S: 3 H: 0 LOB: 0 BB: 0 P: 3	R: 0 E: 0 K: 0 S: 6 H: 3 LOB: 3 BB: 0 P: 6	1B: 6 2B: 1 3B: 0 HR: 1	SF: 0 SAC: 0 DP: 1 HBP: 1						

PITCHER		IP	WLS	BF	H	R	ER	SO	BB	IBB	HBP	BLK	WP	HR	S	P	ERA	WHIP
John Denny, R ERA: 2.24	(1, 1)	3.2		21	5	4	0	1	3	0	1	0	2	1	19	32	0.00	2.182
Tug McGraw, L ERA: 2.29	(4, 1)	0.1	W	1	0	0	0	0	0	0	0	0	0	0	1	1	0.00	0.000
Ron Reed, R ERA: 2.35	(5, 1)	4.1		16	3	0	0	1	0	0	0	0	0	0	18	18	0.00	0.692
Al Holland, L ERA: 2.56	(9, 1)	0.2	S	2	0	0	0	0	0	0	0	0	0	0	2	2	0.00	0.000

PITCHER	IP	WLS	BF	H	R	ER	SO	BB	IBB	HBP	BLK	WP	HR	S	P	ERA	WHIP

BOTTOM

Philadelphia Phillies @ New York Mets

Shea Stadium, Flushing, NY

Sun Jun 26 1983, 7:05 PM EDT

Unknown

livebaseballscorecards.com

AB	36
R	4
H	8
RBI	4
BB	3
SO	2
LOB	18

WP: 2 PB: 0 SB: 0 CS: 0 PA: 40

Batter	1	2	3	4	5	6	7	8	9	AB	R	H	RBI	BB	SO	LOB
Bob Dernier, R (1, 8) OBP: 0.286, SLG: 0.313	1-3	1-3			3-1			BB, FC4-6		3	0	0	0	0	0	2
Pete Rose, S (8, PH) OBP: 0.324, SLG: 0.315										0	0	0	0	1	0	0
(8, 9)																
Joe Morgan, L (1, 4) OBP: 0.368, SLG: 0.362	BB, 2B		5-3		K			FC4-6, 1B 1-2f		3	1	0	0	1	1	1
Mike Schmidt, R (1, 5) OBP: 0.389, SLG: 0.474	1-H, 2B		BB			K		1-2, 1B		3	0	2	1	1	1	0
Von Hayes, L (1, 9) OBP: 0.363, SLG: 0.412	K		F9			4-3		K		4	0	0	0	0	2	4
Porfi Altamirano, R (8, 1)										0	0	0	0	0	0	0
Tony Perez, R (1, 3) OBP: 0.328, SLG: 0.426	F3		5-3			6-3			4-3	4	0	0	0	0	0	2
Joe Lefebvre, L (1, 7) OBP: 0.368, SLG: 0.462		S, 1B		CS, BB			4-3		5-3	3	0	1	0	1	0	0
Ozzie Virgil, R (1, 2) OBP: 0.263, SLG: 0.366		1-2, BB		K			K		K	3	0	0	0	1	3	1
Ivan De Jesus, R (1, 6) OBP: 0.297, SLG: 0.284		F9		1-2, K			F8			3	0	0	0	0	1	3
Ed Farmer, R (1, 1) OBP: 0.167, SLG: 0.167		K			4-3			F7		2	0	0	0	0	1	2
Tug McGraw, R (5, 1)										0	0	0	0	0	0	0
Greg Gross, L (8, PH) OBP: 0.384, SLG: 0.350										1	0	0	0	0	0	0
(8, 8)																
Inning Stats	R: 1 E: 0 K: 1 S: 6 H: 1 LOB: 1 BB: 1 P: 10	R: 0 E: 0 K: 1 S: 6 H: 1 LOB: 2 BB: 1 P: 10	R: 0 E: 0 K: 0 S: 3 H: 0 LOB: 1 BB: 1 P: 7	R: 0 E: 0 K: 2 S: 6 H: 0 LOB: 1 BB: 1 P: 10	R: 0 E: 0 K: 1 S: 5 H: 0 LOB: 0 BB: 0 P: 5	R: 0 E: 0 K: 1 S: 5 H: 0 LOB: 0 BB: 0 P: 5	R: 0 E: 0 K: 1 S: 5 H: 0 LOB: 0 BB: 0 P: 5	R: 0 E: 0 K: 1 S: 6 H: 1 LOB: 2 BB: 1 P: 10	R: 0 E: 0 K: 1 S: 5 H: 0 LOB: 0 BB: 0 P: 5	1B: 2 2B: 2 3B: 0 HR: 0 SF: 0 SAC: 0 DP: 1 HBP: 0						

PITCHER	IP	WLS	BF	H	R	ER	SO	BB	IBB	HBP	BLK	WP	HR	S	P	ERA	WHIP
Mike Torrez, R (1, 1) ERA: 3.72	9.0	W	34	3	1	1	9	5	0	0	0	0	0	47	67	1.00	0.889

PITCHER	IP	WLS	BF	H	R	ER	SO	BB	IBB	HBP	BLK	WP	HR	S	P	ERA	WHIP

TOP

Philadelphia Phillies @ New York Mets

Shea Stadium, Flushing, NY

Sun Jun 26 1983, 7:10 PM EDT

Att. 37,922 - Unknown

livebaseballscorecards.com

AB	29
R	1
H	3
RBI	1
BB	5
SO	9
LOB	15

WP: 0 PB: 0 SB: 1 CS: 1 PA: 34

BOTTOM

Philadelphia Phillies @ New York Mets

Shea Stadium, Flushing, NY

Sun Jun 26 1983, 7:10 PM EDT

Att. 37,922 - Unknown

livebaseballscorecards.com

Batter	1	2	3	4	5	6	7	8	9	AB	R	H	RBI	BB	SO	LOB
Mookie Wilson, S (1, 8) OBP: 0.282, SLG: 0.327	F7		FC5-2, 1B 1-2 1B		4-3		G2 HR 1B			4	1	2	0	0	0	0
Hubie Brooks, R (1, 5) OBP: 0.306, SLG: 0.383	6-3		FC5-2 1-2 2-3 1B		6-3		F8			4	0	1	0	0	0	1
Keith Hernandez, L (1, 3) OBP: 0.375, SLG: 0.449	1-3		FC5-2 1-2 2-3 3-Hf		BBB, S 3B BB		G2 1-2			3	1	0	0	1	0	4
Danny Heep, L (1, 7) OBP: 0.359, SLG: 0.426 George Foster, R (7, PH) (8, 7) OBP: 0.311, SLG: 0.440		4-3	F8		BBB 1-2 3B BB		2-H HR			2 1	1 1	0 1	0 1	1 2	0 0	3 0
Darryl Strawberry, L (1, 9) OBP: 0.258, SLG: 0.364		4-3 1B		HR	1-H 2-H 3B		SSS K			4	1	3	3	0	1	0
Ron Hodges, L (1, 2) OBP: 0.342, SLG: 0.202		4-3 1-2		SSS K	G3			BBBB G6-4-3 BB		3	0	0	0	1	1	2
Brian Giles, R (1, 4) OBP: 0.321, SLG: 0.290 Bob Bailor, R (7, 4) OBP: 0.298, SLG: 0.308		L5		2B		BBBB G4-6-3 BB		F9		2 1	0 0	1 0	0 0	1 0	0 0	1 1
José Oquendo, S (1, 6) OBP: 0.316, SLG: 0.298			SSS K	1-3	1-2f G4-6-3			1-2f G6-4-3		4	0	0	0	0	1	3
Mike Torrez, R (1, 1) OBP: 0.100, SLG: 0.069			BBBB 1B, 1B FC5-2 BB	P6	6-3					2	0	0	0	1	0	1

AB	30
R	5
H	8
RBI	5
BB	5
SO	3
LOB	16

Inning Stats	1	2	3	4	5	6	7	8	9
	R: 0 E: 0 K: 0 S: 3	H: 0 LOB: 0 BB: 0 P: 3	R: 0 E: 0 K: 0 S: 4	H: 1 LOB: 1 BB: 0 P: 4	R: 0 E: 0 K: 1 S: 7	H: 2 LOB: 3 BB: 1 P: 11	R: 1 E: 0 K: 1 S: 7	H: 2 LOB: 1 BB: 0 P: 7	R: 2 E: 0 K: 0 S: 4	H: 1 LOB: 1 BB: 2 P: 12	R: 0 E: 0 K: 0 S: 2	H: 0 LOB: 0 BB: 0 P: 6	R: 2 E: 0 K: 1 S: 7	H: 2 LOB: 0 BB: 0 P: 7	R: 0 E: 0 K: 0 S: 2	H: 0 LOB: 0 BB: 1 P: 6

1B:	4
2B:	1
3B:	1
HR:	2
SF:	0
SAC:	0
DP:	2
HBP:	0

WP:	0
PB:	0
SB:	1
CS:	0
PA:	35

PITCHER		IP	WLS	BF	H	R	ER	SO	BB	IBB	HBP	BLK	WP	HR	S	P	ERA	WHIP
Ed Farmer, R ERA: 6.31	(1, 1)	4.2	L	23	6	3	3	2	3	0	0	0	0	1	24	36	5.79	1.929
Tug McGraw, L ERA: 2.86	(5, 1)	2.1		9	2	2	2	1	1	0	0	0	0	1	10	14	7.71	1.286
Porfi Altamirano, R ERA: 4.07	(8, 1)	1.0		3	0	0	0	0	1	0	0	0	0	0	2	6	0.00	1.000

PITCHER	IP	WLS	BF	H	R	ER	SO	BB	IBB	HBP	BLK	WP	HR	S	P	ERA	WHIP

New York Mets @ St. Louis Cardinals

Busch Stadium, St. Louis, MO

Tue Jun 28 1983, 7:05 PM CDT

Unknown

TOP

livebaseballscorecards.com

Batter	1	2	3	4	5	6	7	8	9	AB	R	H	RBI	BB	SO	LOB
Mookie Wilson, S (1, 8) OBP: 0.286, SLG: 0.337	0-0 1B 2B 1B		0-0 ① 4-3		0-0 HR 3B	0-0 ② 6-3 2-3		0-0 1B 1B 1B 1B	0-0 ② 6-3	6	3	3	0	0	0	1
Mark Bradley, R (9, 8) OBP: 0.348, SLG: 0.404										0	0	0	0	0	0	0
Hubie Brooks, R (1, 5) OBP: 0.317, SLG: 0.396	0-0 2B 1-2 1B		0-0 CS 1B		0-0 ① 5-3	0-0 1B 3-H 2B		0-0 1B 1B FC3-6 1-2 1B	0-0 1B	6	2	5	1	0	0	1
Carlos Diaz, R (9, 1)										0	0	0	0	0	0	0
Keith Hernandez, L (1, 3) OBP: 0.380, SLG: 0.460	0-0 ① L8		0-0 ② 1-2 3B		4-0 HR IBB	0-0 2-H 1B		0-0 FC3-6 1B 1-2 2-3 SF8 1B	S S S 0-3 ③ K	5	2	3	1	1	1	3
George Foster, R (1, 7) OBP: 0.317, SLG: 0.445	0-0 1-3 2-H 2B		S S S 0-3 ③ K		0-0 ② F5	4-0 IBB		0-0 FC3-6 1-2 2-3 3-H 1B		4	0	2	2	1	1	3
Darryl Strawberry, L (1, 9) OBP: 0.263, SLG: 0.405	0-0 ② L3			0-0 HR	0-0 1-H 3-H HR	0-0 ③ F9		0-0 ① FC3-6 1B 1-2f 2-3 3-H		5	2	2	5	0	0	6
Bob Bailor, R (1, 4) OBP: 0.294, SLG: 0.306 (9, 5)	0-0 ③ 5-3			0-0 ① 6-3	0-0 E5		0-0 G4-6-3 1B	0-0 ② SF8 3-H		4	0	1	1	0	0	2
Ron Hodges, L (1, 2) OBP: 0.337, SLG: 0.201		0-0 ① 5-3		0-0 ② 6-3	0-0 ③ 4-3		0-0 ① ② G4-6-3 1-2f	0-0 FC6-4 1-2 1B		5	0	1	0	0	0	2
José Oquendo, S (1, 6) OBP: 0.325, SLG: 0.303		S S S 0-3 ② K		0-0 FC6-4 1B		B B B B 4-0 6-3 SH3-4 2B BB	0-0 1B	0-0 ③ FC6-4 1-2f		4	1	2	0	1	1	2
Ed Lynch, R (1, 1) OBP: 0.200, SLG: 0.167		0-0 ③ G3		0-0 ③ FC6-4 1-2f		0-0 ① S S S SH3-4 1-2	0-3 ③ K		0-0 ① F9	3	0	0	0	0	1	2
Brian Giles, R (9, PH) OBP: 0.320, SLG: 0.289 (9, 4)										1	0	0	0	0	0	0

Inning Stats	1	2	3	4	5	6	7	8	9
	R: 1 E: 0 K: 0 S: 6	H: 3 LOB: 2 BB: 0 P: 6	R: 0 E: 0 K: 1 S: 5	H: 0 LOB: 0 BB: 0 P: 5	R: 0 E: 0 K: 1 S: 6	H: 2 LOB: 1 BB: 0 P: 6	R: 1 E: 0 K: 0 S: 5	H: 2 LOB: 1 BB: 0 P: 5	R: 3 E: 1 K: 0 S: 6	H: 2 LOB: 1 BB: 1 P: 10	R: 2 E: 0 K: 0 S: 5	H: 2 LOB: 2 BB: 2 P: 13	R: 0 E: 0 K: 1 S: 6	H: 2 LOB: 1 BB: 0 P: 6	R: 3 E: 0 K: 0 S: 8	H: 5 LOB: 2 BB: 0 P: 8	R: 0 E: 0 K: 1 S: 6	H: 1 LOB: 1 BB: 0 P: 6

	AB	43
	R	10
	H	19
	RBI	10
	BB	3
	SO	4
	LOB	22

1B: 13 SF: 1
2B: 2 SAC: 1
3B: 2 DP: 1
HR: 2 HBP: 0

WP: 0 PA: 48
PB: 0
SB: 0
CS: 1

PITCHER		IP	WLS	BF	H	R	ER	SO	BB	IBB	HBP	BLK	WP	HR	S	P	ERA	WHIP
Bob Forsch, R ERA: 4.68	(1, 1)	5.2	L	29	10	7	7	2	1	1	0	0	0	2	31	39	11.12	1.941
Jim Kaat, L ERA: 4.05	(6, 1)	3.1		19	9	3	3	2	0	1	0	0	0	0	22	26	8.10	2.700

PITCHER	IP	WLS	BF	H	R	ER	SO	BB	IBB	HBP	BLK	WP	HR	S	P	ERA	WHIP

BOTTOM

New York Mets @ St. Louis Cardinals

Busch Stadium, St. Louis, MO

Tue Jun 28 1983, 7:05 PM CDT

Unknown

Batter	1	2	3	4	5	6	7	8	9	AB	R	H	RBI	BB	SO	LOB
Tom Herr, S (1, 4) OBP: 0.367, SLG: 0.363 Rafael Santana, R (8, PR) OBP: 0.353, SLG: 0.214 (9, 4)	F6			1B		6-3		4-3 1-2		4 0	0 0	2 0	0 0	0 0	0 0	0 0
Ken Oberkfell, L (1, 5) OBP: 0.349, SLG: 0.358 (6, 6)	F6			F9		1B		4-3 1-2 2-3		4	0	1	0	0	0	3
Willie McGee, S (1, 8) OBP: 0.344, SLG: 0.395	1-3			F4		1B 1-2		L3		4	0	1	0	0	0	4
George Hendrick, R (1, 3) OBP: 0.383, SLG: 0.548		6-3		F8		K S S S		6-3		4	0	0	0	0	1	6
David Green, R (1, 9) OBP: 0.354, SLG: 0.411		6-3			SF7 3B		K S S S		G1-6-3 1B	4	1	2	0	0	1	0
Andy Van Slyke, L (1, 7) OBP: 0.263, SLG: 0.408		F9			SF7 3-H		F8		F7	3	0	0	1	0	0	1
Darrell Porter, L (1, 2) OBP: 0.343, SLG: 0.411			F4		K S S S		1B		G1-6-3 1-2f	4	0	1	0	0	1	1
Ozzie Smith, S (1, 6) OBP: 0.255, SLG: 0.251 Jim Kaat, L (6, 1)			F5		F8		F5			2 1	0 0	0 0	0 0	0 0	0 0	0 1
Bob Forsch, R (1, 1) OBP: 0.194, SLG: 0.250 Jamie Quirk, L (6, 5) OBP: 0.296, SLG: 0.367			K S S S			4-3		4-3 1B		1 2	0 0	0 1	0 0	0 0	1 0	0 0
Inning Stats	R: 0 H: 0 E: 0 LOB: 0 K: 0 BB: 0 S: 3 P: 3	R: 0 H: 0 E: 0 LOB: 0 K: 0 BB: 0 S: 3 P: 3	R: 0 H: 0 E: 0 LOB: 0 K: 1 BB: 0 S: 5 P: 5	R: 0 H: 1 E: 0 LOB: 1 K: 0 BB: 0 S: 4 P: 4	R: 1 H: 1 E: 0 LOB: 0 K: 1 BB: 0 S: 6 P: 6	R: 0 H: 2 E: 0 LOB: 2 K: 1 BB: 0 S: 7 P: 7	R: 0 H: 1 E: 0 LOB: 1 K: 1 BB: 0 S: 6 P: 6	R: 0 H: 2 E: 0 LOB: 3 K: 0 BB: 0 S: 5 P: 5	R: 0 H: 1 E: 0 LOB: 0 K: 0 BB: 0 S: 3 P: 3	1B: 7 SF: 1 2B: 0 SAC: 0 3B: 1 DP: 1 HR: 0 HBP: 0							WP: 0 PA: 34 PB: 0 SB: 0 CS: 0

livebaseballscorecards.com

PITCHER		IP	WLS	BF	H	R	ER	SO	BB	IBB	HBP	BLK	WP	HR	S	P	ERA	WHIP
Ed Lynch, R ERA: 3.38	(1, 1)	8.0	W	31	7	1	1	4	0	0	0	0	0	0	39	39	1.12	0.875
Carlos Diaz, L ERA: 2.25	(9, 1)	1.0		3	1	0	0	0	0	0	0	0	0	0	3	3	0.00	1.000

PITCHER	IP	WLS	BF	H	R	ER	SO	BB	IBB	HBP	BLK	WP	HR	S	P	ERA	WHIP

AB	33
R	1
H	8
RBI	1
BB	0
SO	4
LOB	16

Batter	1	2	3	4	5	6	7	8	9	AB	R	H	RBI	BB	SO	LOB
Mark Bradley, R (1, 8) OBP: 0.343, SLG: 0.393	BB 1B		K 1-2		K			F9		4	0	1	0	0	2	3
Hubie Brooks, R (1, 5) OBP: 0.313, SLG: 0.391	F9		F8			F8		F3		4	0	0	0	0	0	2
Keith Hernandez, L (1, 3) OBP: 0.382, SLG: 0.462	BB 1-2			F6		F7			2B	3	1	1	0	1	0	0
George Foster, R (1, 7) OBP: 0.316, SLG: 0.446	F3			2B		F7			F6	4	0	1	0	0	0	3
Dave Kingman, R (1, 9) OBP: 0.275, SLG: 0.424	F6			5-3			6-3		WP 2-H 2B	4	0	1	1	0	0	3
Bob Bailor, R (1, 6) OBP: 0.286, SLG: 0.297		4-3		1-6-3			6-3		4-3 2-3	4	0	0	0	0	0	2
Brian Giles, R (1, 4) OBP: 0.319, SLG: 0.293		K			2B		G3		K	4	0	1	0	0	2	1
Junior Ortiz, R (1, 2) OBP: 0.139, SLG: 0.088		1-3			F8			BB		2	0	0	0	0	0	1
Ron Hodges, L (5, 2) OBP: 0.341, SLG: 0.201										0	0	0	0	1	0	0
Tom Gorman, L (1, 1) OBP: 1.000, SLG: 1.000										1	0	1	0	0	0	0
Tucker Ashford, R (5, PH) OBP: 0.217, SLG: 0.200										1	0	0	0	0	0	1
Doug Sisk, R (5, 1) OBP: 0.333, SLG: 0.333										0	0	0	0	0	0	0
Mookie Wilson, S (8, PH) OBP: 0.285, SLG: 0.336										1	0	0	0	0	1	1
Scott Holman, R (8, 1) OBP: 0.222, SLG: 0.222			CS 1B		5-3			K		0	0	0	0	0	0	0
Inning Stats	R: 0 E: 0 K: 0 S: 4 H: 1 LOB: 2 BB: 1 P: 8	R: 0 E: 0 K: 1 S: 5 H: 0 LOB: 0 BB: 0 P: 5	R: 0 E: 0 K: 1 S: 5 H: 1 LOB: 0 BB: 0 P: 5	R: 0 E: 0 K: 0 S: 4 H: 1 LOB: 1 BB: 0 P: 4	R: 0 E: 0 K: 1 S: 6 H: 1 LOB: 1 BB: 0 P: 6	R: 0 E: 0 K: 0 S: 3 H: 0 LOB: 0 BB: 0 P: 3	R: 0 E: 0 K: 0 S: 3 H: 0 LOB: 0 BB: 0 P: 3	R: 0 E: 0 K: 1 S: 5 H: 0 LOB: 1 BB: 1 P: 9	R: 1 E: 0 K: 1 S: 7 H: 2 LOB: 1 BB: 0 P: 7	1B: 2 2B: 5 3B: 0 HR: 0	SF: 0 SAC: 0 DP: 1 HBP: 0						

PITCHER	IP	WLS	BF	H	R	ER	SO	BB	IBB	HBP	BLK	WP	HR	S	P	ERA	WHIP
Dave LaPoint, L (1, 1) ERA: 3.28	8.1	W	32	6	1	1	4	2	0	0	0	0	0	38	46	1.08	0.960
Bruce Sutter, R (9, 1) ERA: 3.0	0.2		2	0	0	0	1	0	0	0	0	1	0	4	4	0.00	0.000

PITCHER	IP	WLS	BF	H	R	ER	SO	BB	IBB	HBP	BLK	WP	HR	S	P	ERA	WHIP

New York Mets @ St. Louis Cardinals

Busch Stadium, St. Louis, MO

Tue Jun 28 1983, 7:05 PM CDT

Att. 30,810 - Unknown

TOP

livebaseballscorecards.com

AB	32
R	1
H	6
RBI	1
BB	2
SO	5
LOB	17

1B: 2	SF: 0	WP: 1	PA: 34
2B: 5	SAC: 0	PB: 0	
3B: 0	DP: 1	SB: 0	
HR: 0	HBP: 0	CS: 1	

BOTTOM

New York Mets @ St. Louis Cardinals

Busch Stadium, St. Louis, MO

Tue Jun 28 1983, 7:05 PM CDT

Att. 30,810 - Unknown

livebaseballscorecards.com

Batter	1	2	3	4	5	6	7	8	9	AB	R	H	RBI	BB	SO	LOB
Tom Herr, S (1, 4) OBP: 0.367, SLG: 0.360 Rafael Santana, R (8, PR) OBP: 0.353, SLG: 0.214 (9, 4)	F4		F6		E FC6-2 1B 1-2		3-1	BBBB 1-2 BB		4 0	0 0	1 0	0 0	1 0	0 0	1 0
Willie McGee, S (1, 8) OBP: 0.341, SLG: 0.388	G3		FC6-4 1-2f		BBBB FC6-2 E WP 1-2 2-3 BB		4-3	6-3		4	1	0	0	1	0	3
David Green, R (1, 9) OBP: 0.351, SLG: 0.426	F8			HR	E6 WP FC6-2 1-2 2-3 3-H		6-3			4	1	1	2	0	0	2
George Hendrick, R (1, 3) OBP: 0.381, SLG: 0.541		SSS K		F8	FC6-2 WP 1-2 2-3 3-Hf			BBBB 2B FC1-2 BB		3	0	0	0	1	1	3
Floyd Rayford, R (1, 5) OBP: 0.231, SLG: 0.385		E6		SSS K	SSS K 1-2 2-3 3-H			SSS K		4	0	0	0	0	3	3
Glenn Brummer, R (1, 2) OBP: 0.387, SLG: 0.429		F6		HR 1B	6-3			FC1-2 1-3 1B 2B		4	2	2	0	0	0	3
Andy Van Slyke, L (1, 7) OBP: 0.279, SLG: 0.462		F6		1-H HR		6-3		1B FC1-2 E IBB		3	2	1	2	1	0	1
Ozzie Smith, S (1, 6) OBP: 0.251, SLG: 0.247			G3	F8		5-3		FC1-2 E 1-2 2-3 3-Hf E		4	1	0	0	0	0	3
Dave LaPoint, L (1, 1) OBP: 0.222, SLG: 0.125 Bruce Sutter, R (9, 1)			BBBB FC6-4 BB		BBBB BB 1B E BB	4-3		E1 1-H 2-H 3-H BB 1B		2 0	1 0	1 0	1 0	2 0	0 0	0 0
Inning Stats	R: 0 H: 0 E: 0 LOB: 0 K: 0 BB: 0 S: 3 P: 3	R: 0 H: 0 E: 1 LOB: 1 K: 1 BB: 0 S: 6 P: 6	R: 0 H: 0 E: 0 LOB: 1 K: 0 BB: 1 S: 3 P: 7	R: 3 H: 3 E: 0 LOB: 0 K: 1 BB: 0 S: 8 P: 8	R: 2 H: 1 E: 1 LOB: 2 K: 1 BB: 2 S: 7 P: 15	R: 0 H: 0 E: 0 LOB: 0 K: 0 BB: 0 S: 3 P: 3	R: 0 H: 0 E: 0 LOB: 0 K: 0 BB: 0 S: 3 P: 3	R: 3 H: 2 E: 1 LOB: 2 K: 1 BB: 3 S: 7 P: 19		1B: 3 SF: 0 2B: 1 SAC: 0 3B: 0 DP: 0 HR: 2 HBP: 0						

	AB	32
	R	8
	H	6
	RBI	5
	BB	6
	SO	4
	LOB	19

WP: 1 PA: 38
PB: 0
SB: 0
CS: 0

PITCHER		IP	WLS	BF	H	R	ER	SO	BB	IBB	HBP	BLK	WP	HR	S	P	ERA	WHIP
Tom Gorman, L ERA: 8.64	(1, 1)	4.0	L	17	3	3	3	2	1	0	0	0	0	2	20	24	6.75	1.000
Doug Sisk, R ERA: 2.6	(5, 1)	3.0		13	1	2	1	1	2	0	0	0	1	0	13	21	3.00	1.000
Scott Holman, R ERA: 4.1	(8, 1)	1.0		8	2	3	2	1	2	1	0	0	0	0	7	19	18.00	4.000

PITCHER	IP	WLS	BF	H	R	ER	SO	BB	IBB	HBP	BLK	WP	HR	S	P	ERA	WHIP

Batter	1	2	3	4	5	6	7	8	9	AB	R	H	RBI	BB	SO	LOB
Mookie Wilson, S (1, 8) OBP: 0.287, SLG: 0.340	0-0 1B FC6-4 2B	0-0 2-3 1B			0-0 E6 S 1B	0-0 ③ F7			0-0 ② 4-3	5	2	2	0	0	0	0
Hubie Brooks, R (1, 5) OBP: 0.314, SLG: 0.391	0-0 FC6-4 2-3 1B	0-0 ③ 1-3			0-0 HBP 1-H 1B		0-0 ① 6-3		0-0 E6 1B 1B	5	0	2	1	0	0	2
Keith Hernandez, L (1, 3) OBP: 0.389, SLG: 0.470	0-0 ① FC6-4 FC4-6 1-2f 3-H		0-0 6-3 4-3 2B		0-0 HBP 1-2 1B		B B B B 4-0 G6-4-3 BB		0-0 1B 1-2 1B	4	1	3	1	1	0	1
George Foster, R (1, 7) OBP: 0.314, SLG: 0.441	0-0 ② FC4-6 1B 1-2f		0-0 ① 6-3 2-3		0-0 ① L9		0-0 ② ③ G6-4-3 1-2f		0-0 1-2 2-3 1B	5	0	1	0	0	0	5
Darryl Strawberry, L (1, 9) OBP: 0.267, SLG: 0.401	0-0 1-2 1B		0-0 ② 4-3 3-H		H 1-0 1-2 2-3 HBP			S S S 0-3 ① K	S S S 0-3 ③ K	4	0	1	1	0	2	3
Brian Giles, R (1, 4) OBP: 0.315, SLG: 0.288	0-0 ③ F8		0-0 ③ 5-3		0-0 ② F4			0-0 ② F9		3	0	0	0	0	0	5
Danny Heep, L (8, PH) OBP: 0.357, SLG: 0.423										1	0	0	0	0	0	0
Bob Bailor, R (8, 4) OBP: 0.286, SLG: 0.297										0	0	0	0	0	0	0
Ron Hodges, L (1, 2) OBP: 0.351, SLG: 0.217		0-0 1B SH1-4 1B		0-0 G5-4-3 1B	0-0 ③ 4-3			0-0 1B		4	0	3	0	0	0	3
José Oquendo, S (1, 6) OBP: 0.317, SLG: 0.295		0-0 ① F6		0-0 ① ② G5-4-3 1-2f		0-0 ① 5-3		S S S 0-3 ③ K		4	0	0	0	0	1	3
Craig Swan, R (1, 1) OBP: 0.125, SLG: 0.125		0-0 ② SH1-4 1-2		0-0 ③ 5-3		0-0 ② F9			0-0 ① 4-3	2	0	0	0	0	0	0
Jesse Orosco, R (6, 1) OBP: 0.286, SLG: 0.286										0	0	0	0	0	0	0
Rusty Staub, L (9, PH) OBP: 0.427, SLG: 0.446										1	0	0	0	0	0	0
Inning Stats	R: 1 E: 0 K: 0 S: 6 H: 3 LOB: 2 BB: 0 P: 6	R: 0 E: 0 K: 0 S: 5 H: 2 LOB: 2 BB: 0 P: 5	R: 1 E: 0 K: 0 S: 4 H: 1 LOB: 0 BB: 0 P: 4	R: 0 E: 0 K: 0 S: 3 H: 1 LOB: 0 BB: 0 P: 3	R: 1 E: 1 K: 0 S: 6 H: 2 LOB: 3 BB: 0 P: 7	R: 0 E: 0 K: 0 S: 3 H: 0 LOB: 0 BB: 0 P: 3	R: 0 E: 0 K: 0 S: 2 H: 0 LOB: 0 BB: 1 P: 6	R: 0 E: 0 K: 2 S: 8 H: 1 LOB: 1 BB: 0 P: 8	R: 0 E: 1 K: 1 S: 8 H: 2 LOB: 3 BB: 0 P: 8	1B: 10 2B: 2 3B: 0 HR: 0		SF: 0 SAC: 1 DP: 2 HBP: 1				WP: 0 PB: 0 SB: 1 CS: 0	PA: 41

TOP

New York Mets @ St. Louis Cardinals

Busch Stadium, St. Louis, MO

Wed Jun 29 1983, 7:05 PM CDT

Att. 29,456 - Unknown

livebaseballscorecards.com

AB	38
R	3
H	12
RBI	3
BB	1
SO	3
LOB	22

PITCHER		IP	WLS	BF	H	R	ER	SO	BB	IBB	HBP	BLK	WP	HR	S	P	ERA	WHIP
Kevin Hagen, R ERA: 4.26	(1, 1)	4.1		22	9	3	2	0	0	0	0	0	0	0	22	22	4.15	2.077
John Martin, L ERA: 3.78	(5, 1)	0.0		1	0	0	0	0	0	0	1	0	0	0	0	1	∞	∞
Jeff Lahti, R ERA: 2.79	(5, 1)	2.2		8	0	0	0	0	1	0	0	0	0	0	7	11	0.00	0.375
Bruce Sutter, R ERA: 2.86	(8, 1)	2.0	W	10	3	0	0	3	0	0	0	0	0	0	16	16	0.00	1.500

PITCHER	IP	WLS	BF	H	R	ER	SO	BB	IBB	HBP	BLK	WP	HR	S	P	ERA	WHIP

BOTTOM

New York Mets @ St. Louis Cardinals

Busch Stadium, St. Louis, MO

Wed Jun 29 1983, 7:05 PM CDT

Att. 29,456 - Unknown

Batter	1	2	3	4	5	6	7	8	9	AB	R	H	RBI	BB	SO	LOB
Tom Herr, S (1, 4) OBP: 0.374, SLG: 0.370	BBBB 4-0 G6-4-3 BB		x 0-0 2B 2B		x 0-0 1B		x 0-0 ③ 6-3			3	1	2	0	1	0	0
Willie McGee, S (1, 8) OBP: 0.344, SLG: 0.394	x 0-0 ①② G6-4-3 1-2f		x 0-0 2-H 2B		x 0-0 ③ F8			x 0-0 S 1B 1B		4	1	2	1	0	0	2
David Green, R (1, 9) OBP: 0.360, SLG: 0.430 Dane Iorg, L (9, 3) OBP: 0.333, SLG: 0.409	x 0-0 ③ 5-3		BBBB 4-0 G6-4-3 BB			x 0-0 S 1B 1B		x 0-0 CS 1-H 1B		3 0	1 0	2 0	1 0	1 0	0 0	0 0
George Hendrick, R (1, 3) OBP: 0.383, SLG: 0.539 (9, 9)		x 0-0 ① F9	x 0-0 ②③ G6-4-3 1-2f			x 0-0 FC1-6 1-H 1B		BBBB 4-0 ① L4-6 BLK 1-2 BB		3	0	1	1	1	0	2
Andy Van Slyke, L (1, 7) OBP: 0.292, SLG: 0.473		x 0-0 1B 2B		x 0-0 ① F8		x 0-0 ① FC1-6 S 1-2f		BBBB 4-0 1-2 BB		3	1	1	0	1	0	1
Ken Oberkfell, L (1, 5) OBP: 0.350, SLG: 0.359 Floyd Rayford, R (6, PH) OBP: 0.214, SLG: 0.357 (7, 5)		x 0-0 2-H 1B		x 0-0 ② F4		x 0-0 ② L3 1-2		x 0-0 ②③ L4-6 2-3		2 2	0 0	1 0	1 0	0 0	0 0	0 3
Darrell Porter, L (1, 2) OBP: 0.340, SLG: 0.407 Glenn Brummer, R (6, PH) OBP: 0.375, SLG: 0.414 (7, 2)		SSS 0-3 ② K		x 0-0 ③ F9		x 0-0 ③ 6-3				2 1	0 0	0 0	0 0	0 0	1 0	1 1
Mike Ramsey, S (1, 6) OBP: 0.314, SLG: 0.330 Ozzie Smith, S (9, 6) OBP: 0.251, SLG: 0.247		SSS 0-3 ③ K			x 0-0 ① 3-1		x 0-0 ① F8			3 0	0 0	0 0	0 0	0 0	1 0	1 0
Kevin Hagen, R (1, 1) John Martin, S (5, 1) OBP: 0.250, SLG: 0.313 Jeff Lahti, R (5, 1) Bob Forsch, R (7, PH) OBP: 0.188, SLG: 0.241 Bruce Sutter, R (8, 1)			x 0-0 ① 4-3		x 0-0 ② 6-3		x 0-0 ② 4-3			1 0 1 1 0	0 0 0 0 0	0 0 0 0 0	0 0 0 0 0	0 0 0 0 0	0 0 0 0 0	0 0 0 0 0
Inning Stats	R: 0 E: 0 K: 0 S: 2 H: 0 LOB: 0 BB: 1 P: 6	R: 1 E: 0 K: 2 S: 9 H: 2 LOB: 1 BB: 0 P: 9	R: 1 E: 0 K: 0 S: 4 H: 2 LOB: 1 BB: 1 P: 8	R: 0 E: 0 K: 0 S: 3 H: 0 LOB: 0 BB: 0 P: 3	R: 0 E: 0 K: 0 S: 4 H: 1 LOB: 1 BB: 0 P: 4	R: 1 E: 0 K: 0 S: 5 H: 2 LOB: 1 BB: 0 P: 5	R: 0 E: 0 K: 0 S: 3 H: 0 LOB: 0 BB: 0 P: 3	R: 1 E: 0 K: 0 S: 3 H: 2 LOB: 1 BB: 2 P: 11		1B: 6 2B: 4 3B: 0 HR: 0		SF: 0 SAC: 0 DP: 3 HBP: 0		WP: 0 PB: 0 SB: 3 CS: 1	PA: 33	

livebaseballscorecards.com

	AB	29
	R	4
	H	9
	RBI	4
	BB	4
	SO	2
	LOB	11

PITCHER		IP	WLS	BF	H	R	ER	SO	BB	IBB	HBP	BLK	WP	HR	S	P	ERA	WHIP
Craig Swan, R ERA: 4.97	(1, 1)	5.0		22	7	3	3	2	2	0	0	0	0	0	24	32	5.40	1.800
Jesse Orosco, L ERA: 1.33	(6, 1)	3.0	L	11	2	1	1	0	2	0	0	1	0	0	9	17	3.00	1.333

PITCHER		IP	WLS	BF	H	R	ER	SO	BB	IBB	HBP	BLK	WP	HR	S	P	ERA	WHIP

New York Mets @ St. Louis Cardinals

Busch Stadium, St. Louis, MO

Thu Jun 30 1983, 7:05 PM CDT

Att. 30,951 - Unknown

TOP

livebaseballscorecards.com

Batter	1	2	3	4	5	6	7	8	9	AB	R	H	RBI	BB	SO	LOB
Mookie Wilson, S (1, 8) OBP: 0.282, SLG: 0.334	K		K		5-3		FC3-6 1-2f 2-3		5-3	5	0	0	0	0	2	3
Hubie Brooks, R (1, 5) OBP: 0.317, SLG: 0.392	1B		1B		F8		4-3			4	0	2	0	0	0	2
Keith Hernandez, L (1, 3) OBP: 0.384, SLG: 0.463	F7		K		1-3			K		4	0	0	0	0	2	2
George Foster, R (1, 7) OBP: 0.309, SLG: 0.434	K		F8			F7		F9		4	0	0	0	0	1	2
Darryl Strawberry, L (1, 9) OBP: 0.272, SLG: 0.404		K		4-3		9-3 1B		1B		4	0	2	0	0	1	0
Ron Hodges, L (1, 2) OBP: 0.356, SLG: 0.221		1B BB		5-3 1B		9-3 1-2f		F6		2	1	1	0	1	0	1
Dave Kingman, R (8, PH) OBP: 0.274, SLG: 0.422										1	0	0	0	0	0	1
Junior Ortiz, R (8, 2) OBP: 0.139, SLG: 0.088										0	0	0	0	0	0	0
Brian Giles, R (1, 4) OBP: 0.314, SLG: 0.288		F7		5-3 1-2			FC3-6 1B		F7	4	0	1	0	0	0	2
José Oquendo, S (1, 6) OBP: 0.327, SLG: 0.307		1B 1-2		1B 2-H			FC3-6 1-2		6-3	4	0	3	1	0	0	0
Walt Terrell, L (1, 1)		K		K			F5		2B	2	0	0	0	0	2	3
Danny Heep, L (7, PH) OBP: 0.354, SLG: 0.419										1	0	0	0	0	0	2
Carlos Diaz, R (7, 1)										0	0	0	0	0	0	0
Mark Bradley, R (9, PH) OBP: 0.352, SLG: 0.419										1	0	1	0	0	0	0
Inning Stats	R: 0 E: 0 K: 2 S: 8 H: 1 LOB: 1 BB: 0 P: 8	R: 0 E: 0 K: 2 S: 8 H: 1 LOB: 2 BB: 1 P: 12	R: 0 E: 0 K: 2 S: 8 H: 1 LOB: 1 BB: 0 P: 8	R: 1 E: 0 K: 1 S: 7 H: 2 LOB: 1 BB: 0 P: 7	R: 0 E: 0 K: 0 S: 3 H: 0 LOB: 0 BB: 0 P: 3	R: 0 E: 0 K: 0 S: 3 H: 1 LOB: 0 BB: 0 P: 3	R: 0 E: 0 K: 0 S: 5 H: 2 LOB: 2 BB: 0 P: 5	R: 0 E: 0 K: 1 S: 6 H: 1 LOB: 1 BB: 0 P: 6	R: 0 E: 0 K: 0 S: 4 H: 1 LOB: 1 BB: 0 P: 4	1B: 9 2B: 2 3B: 0 HR: 0 SF: 0 SAC: 0 DP: 1 HBP: 0						

	AB	36
	R	1
	H	10
	RBI	1
	BB	1
	SO	8
	LOB	18

WP: 0 PB: 0 SB: 0 CS: 0 PA: 37

PITCHER	IP	WLS	BF	H	R	ER	SO	BB	IBB	HBP	BLK	WP	HR	S	P	ERA	WHIP
Neil Allen, R (1, 1) ERA: 3.77	0.0	W	0	0	0	0	0	0	0	0	0	0	0	0	0	∞	∞
Dave Vonohlen, L (8, 1) ERA: 2.63	2.0		8	2	0	0	1	0	0	0	0	0	0	10	10	0.00	1.000

PITCHER	IP	WLS	BF	H	R	ER	SO	BB	IBB	HBP	BLK	WP	HR	S	P	ERA	WHIP

Batter	1	2	3	4	5	6	7	8	9	AB	R	H	RBI	BB	SO	LOB
Tom Herr, S (1, 4) OBP: 0.372, SLG: 0.373	3-1	2-H 2B			E4 FC1-6	F9		SH1-3 1-2		4	0	1	1	0	0	3
Willie McGee, S (1, 8) OBP: 0.345, SLG: 0.394	4-3	4-3			FC1-6 S 1-2f	S 1B 1B	S 1B 1B	2-H		5	1	2	1	0	0	2
David Green, R (1, 9) OBP: 0.362, SLG: 0.429	FC6-4 1B		L6		5-3 1-2		SH3-4 S 5-3 1-H 1B	F7 1-2		5	1	2	1	0	0	2
George Hendrick, R (1, 3) OBP: 0.384, SLG: 0.532	FC6-4 1-2f		SSS K		F8		5-3 SH3-4 1-2 IBB	IBB		3	0	0	0	2	1	2
Andy Van Slyke, L (1, 7) OBP: 0.304, SLG: 0.466		BBBB 1B FC4-6 BB	3-1			E WP G6-2 1B	SH3-4 1-2 2-3	F9		3	1	1	0	1	0	2
Ken Oberkfell, L (1, 5) OBP: 0.352, SLG: 0.357		F7		L6		BBBB G6-2 E 1-2 BB	5-3 IBB			2	0	0	0	2	0	1
Darrell Porter, L (1, 2) OBP: 0.340, SLG: 0.406 Floyd Rayford, R (7, PH) OBP: 0.207, SLG: 0.345 Ozzie Smith, S (8, 6) OBP: 0.251, SLG: 0.247		FC4-6 1-3 1B		4-3		E6 G6-2 1-2 2-3	5-3 1-2 2-3 3-H			3 1 0	0 0 0	1 0 0	0 1 0	0 0 0	0 0 0	2 2 0
Mike Ramsey, S (1, 6) OBP: 0.312, SLG: 0.320 Dave Vonohlen, L (8, 1)		FC4-6 1-2f 2B 3-H		BBBB BB		L1	6-3			3 0	1 0	0 0	1 0	1 0	0 0	6 0
Neil Allen, R (1, 1) OBP: 0.118, SLG: 0.176 Glenn Brummer, R (8, 2) OBP: 0.394, SLG: 0.433		1-H 2B		5-3		G6-2 1-2 2-3 3-Hf		SH1-3 1B 1B		3 1	0 1	1 1	1 0	0 0	0 0	4 0
Inning Stats	R: 0 E: 0 K: 0 S: 4 H: 1 LOB: 1 BB: 0 P: 4	R: 3 E: 0 K: 0 S: 6 H: 3 LOB: 1 BB: 1 P: 10	R: 0 E: 0 K: 1 S: 5 H: 0 LOB: 0 BB: 0 P: 5	R: 0 E: 0 K: 0 S: 3 H: 0 LOB: 1 BB: 1 P: 7	R: 0 E: 1 K: 0 S: 4 H: 0 LOB: 1 BB: 0 P: 4	R: 0 E: 1 K: 0 S: 5 H: 1 LOB: 3 BB: 1 P: 9	R: 2 E: 0 K: 0 S: 5 H: 2 LOB: 2 BB: 2 P: 13	R: 1 E: 0 K: 0 S: 5 H: 2 LOB: 2 BB: 1 P: 9		1B: 7 2B: 2 3B: 0 HR: 0	SF: 0 SAC: 2 DP: 0 HBP: 0					

BOTTOM

New York Mets @ St. Louis Cardinals

Busch Stadium, St. Louis, MO

Thu Jun 30 1983, 7:05 PM CDT

Att. 30,951 - Unknown

livebaseballscorecards.com

AB	33
R	5
H	9
RBI	6
BB	6
SO	1
LOB	26

WP: 1 PB: 0 SB: 4 CS: 0 PA: 41

PITCHER	IP	WLS	BF	H	R	ER	SO	BB	IBB	HBP	BLK	WP	HR	S	P	ERA	WHIP
Walt Terrell, R (1, 1) ERA: 5.82	6.0	L	28	5	3	3	1	3	0	0	0	1	0	27	39	4.50	1.333
Carlos Diaz, L (7, 1) ERA: 2.84	2.0		13	4	3	3	0	0	3	0	0	0	0	10	22	13.50	2.000

PITCHER	IP	WLS	BF	H	R	ER	SO	BB	IBB	HBP	BLK	WP	HR	S	P	ERA	WHIP

New York Mets @ Philadelphia Phillies

Veterans Stadium, Philadelphia, PA

Fri Jul 01 1983, 7:05 PM EDT

Att. 26,987 - Unknown

TOP

livebaseballscorecards.com

Batter	1	2	3	4	5	6	7	8	9	AB	R	H	RBI	BB	SO	LOB
Bob Bailor, R (1, 4) (8, 6) OBP: 0.278, SLG: 0.288	6-3		L5			5-3			6-3	4	0	0	0	0	0	0
Hubie Brooks, R (1, 5) OBP: 0.313, SLG: 0.387	K		K			L8			F8	4	0	0	0	0	2	0
Keith Hernandez, L (1, 3) OBP: 0.380, SLG: 0.458	1-3			L7			4-3			3	0	0	0	0	0	0
George Foster, R (1, 7) OBP: 0.310, SLG: 0.437		4-3 1B 2B		6-3			5-3			3	1	1	0	0	0	0
Darryl Strawberry, L (1, 9) OBP: 0.267, SLG: 0.396		K		L9			K			3	0	0	0	0	2	1
Danny Heep, L (1, 8) OBP: 0.354, SLG: 0.413		4-3 2-3			3-1			G4-3 BB		2	0	0	0	1	0	1
Ron Hodges, L (1, 2) OBP: 0.356, SLG: 0.224		FC6 1B 3-H			3-1			K		3	0	1	1	0	1	1
José Oquendo, S (1, 6) OBP: 0.324, SLG: 0.303 Rusty Staub, L (8, PH) OBP: 0.421, SLG: 0.439 Brian Giles, R (8, 4) OBP: 0.314, SLG: 0.288		FC6 1-2f			K			G4-3 1-2f		2 1 0	0 0 0	0 0 0	0 0 0	0 0 0	1 0 0	1 1 0
Tom Seaver, R (1, 1) OBP: 0.243, SLG: 0.324 Mookie Wilson, S (9, PH) OBP: 0.281, SLG: 0.333			4-3			4-3			F8	2 1	0 0	0 0	0 0	0 0	0 0	0 0
Inning Stats	R: 0 E: 0 K: 1 S: 5 H: 0 LOB: 0 BB: 0 P: 5	R: 1 E: 0 K: 1 S: 7 H: 2 LOB: 1 BB: 0 P: 7	R: 0 E: 0 K: 1 S: 5 H: 0 LOB: 0 BB: 0 P: 5	R: 0 E: 0 K: 0 S: 3 H: 0 LOB: 0 BB: 0 P: 3	R: 0 E: 0 K: 1 S: 5 H: 0 LOB: 0 BB: 0 P: 5	R: 0 E: 0 K: 0 S: 3 H: 0 LOB: 0 BB: 0 P: 3	R: 0 E: 0 K: 1 S: 5 H: 0 LOB: 0 BB: 0 P: 5	R: 0 E: 0 K: 1 S: 4 H: 0 LOB: 0 BB: 1 P: 8	R: 0 E: 0 K: 0 S: 3 H: 0 LOB: 0 BB: 0 P: 3	1B: 1 2B: 1 3B: 0 HR: 0	SF: 0 SAC: 0 DP: 1 HBP: 0						

AB	28
R	1
H	2
RBI	1
BB	1
SO	6
LOB	5

WP: 0 PB: 0 SB: 0 CS: 0 PA: 29

PITCHER	IP	WLS	BF	H	R	ER	SO	BB	IBB	HBP	BLK	WP	HR	S	P	ERA	WHIP
John Denny, R (1, 1) ERA: 2.13	9.0	W	29	2	1	1	6	1	0	0	0	0	0	40	44	1.00	0.333

PITCHER	IP	WLS	BF	H	R	ER	SO	BB	IBB	HBP	BLK	WP	HR	S	P	ERA	WHIP

BOTTOM

New York Mets @ Philadelphia Phillies

Veterans Stadium, Philadelphia, PA

Fri Jul 01 1983, 7:05 PM EDT

Att. 26,987 - Unknown

Batter	1	2	3	4	5	6	7	8	9	AB	R	H	RBI	BB	SO	LOB
Bob Dernier, R (1, 8) OBP: 0.297, SLG: 0.313	S S S 0-3 ① K		x 0-0 ① F9		x 0-0 ① 1-3		B B B B 4-0 L7-4 S BB			3	0	0	0	1	1	0
Pete Rose, S (1, 3) OBP: 0.325, SLG: 0.311	x 0-0 ② 4-3		x 0-0 1B		x 0-0 ② L6		B B B B 4-0 1-2 2B BB			3	1	1	0	1	0	0
Von Hayes, L (1, 9) OBP: 0.349, SLG: 0.398	x 0-0 ③ P4		x 0-0 ② F9		x 0-0 ③ F9		x 0-0 ① ② L7-4 2-3			4	0	0	0	0	0	3
Mike Schmidt, R (1, 5) OBP: 0.378, SLG: 0.458		B B B B 4-0 4-3 1-6-3 1B BB	x 0-0 ③ F7			x 0-0 ① F3	x 0-0 ③ 1-H 2B			3	1	1	1	1	0	1
Bo Diaz, R (1, 2) OBP: 0.295, SLG: 0.374		x 0-0 ① 1-6-3 1-2		S S S 0-3 ① K		x 0-0 ② 6-3		x 0-0 2B 1B		4	1	1	0	0	1	1
Greg Gross, L (1, 7) OBP: 0.386, SLG: 0.362		x 0-0 ② 4-3 2-3		x 0-0 FC6-4 1B		B B B B 4-0 1B 1B BB		x 0-0 G3 1-H SH1-3 2B		3	2	2	1	1	0	1
Kiko Garcia, R (1, 4) (9, 6) OBP: 0.323, SLG: 0.367		x 0-0 1B 3-H 1B		x 0-0 ② FC6-4 S 1-2f		x 0-0 1B 1-3 1B		x 0-0 ① G3 2-3		4	0	2	1	0	0	2
Ivan De Jesus, R (1, 6) OBP: 0.305, SLG: 0.310 Larry Milbourne, S (9, 4) OBP: 0.262, SLG: 0.263		x 0-0 1-3 1B		4-0 1-2 IBB		x 0-0 1-2 3-H 1B		x 0-0 ② SH1-3 3-H		2 0	0 0	2 0	2 0	1 0	0 0	0 0
John Denny, R (1, 1) OBP: 0.154, SLG: 0.132		S S S 0-3 ③ K		x 0-0 ③ P3		x 0-0 ③ F8		x 0-0 ③ 6-3		4	0	0	0	0	1	6
Inning Stats	R: 0 H: 0 E: 0 LOB: 0 K: 1 BB: 0 S: 5 P: 5	R: 1 H: 2 E: 0 LOB: 2 K: 1 BB: 1 S: 7 P: 11	R: 0 H: 1 E: 0 LOB: 1 K: 0 BB: 0 S: 4 P: 4	R: 0 H: 1 E: 0 LOB: 2 K: 1 BB: 1 S: 6 P: 10	R: 0 H: 0 E: 0 LOB: 0 K: 0 BB: 0 S: 3 P: 3	R: 1 H: 2 E: 0 LOB: 2 K: 0 BB: 1 S: 5 P: 9	R: 1 H: 1 E: 0 LOB: 1 K: 0 BB: 2 S: 2 P: 10	R: 2 H: 2 E: 0 LOB: 0 K: 0 BB: 0 S: 5 P: 5		1B: 7 SF: 0 2B: 3 SAC: 1 3B: 0 DP: 1 HR: 0 HBP: 0						WP: 0 PA: 36 PB: 0 SB: 2 CS: 0

PITCHER	IP	WLS	BF	H	R	ER	SO	BB	IBB	HBP	BLK	WP	HR	S	P	ERA	WHIP
Tom Seaver, R (1, 1) ERA: 3.38	8.0	L	36	9	5	5	3	4	1	0	0	0	0	37	57	5.62	1.625

PITCHER	IP	WLS	BF	H	R	ER	SO	BB	IBB	HBP	BLK	WP	HR	S	P	ERA	WHIP

livebaseballscorecards.com

AB	30
R	5
H	9
RBI	5
BB	5
SO	3
LOB	14

Batter	1	2	3	4	5	6	7	8	9	AB	R	H	RBI	BB	SO	LOB
Mookie Wilson, S (1, 8) OBP: 0.283, SLG: 0.341	6-3 3B		S 1B		FC4-6 1-2f		L8		K	5	1	2	0	0	1	2
Hubie Brooks, R (1, 5) OBP: 0.307, SLG: 0.380	6-3 3-H		L9			F9		5-3	F8 1-2	5	0	0	1	0	0	2
Jesse Orosco, R (9, 1) OBP: 0.286, SLG: 0.286										0	0	0	0	0	0	0
Keith Hernandez, L (1, 3) OBP: 0.378, SLG: 0.453	L8		F7 1-2			F8		FC6-4 BB		3	0	0	0	1	0	1
George Foster, R (1, 7) OBP: 0.309, SLG: 0.445	K2-3			K		HR		FC6-4 BB 1-2f 1B		4	2	1	1	0	2	1
Darryl Strawberry, L (1, 9) OBP: 0.273, SLG: 0.391		4-3 6-3 BB		K		F8		1B BB 1-2		2	0	0	0	2	1	0
Bob Bailor, R (1, 4) (9, 5) OBP: 0.284, SLG: 0.301		6-3 1-2		6-3			F8 HR 2B	1B 1-3 2-H		4	1	2	1	0	0	1
José Oquendo, S (1, 6) OBP: 0.316, SLG: 0.296		4-3 2-3			K		F8 2-3	P6		4	0	0	0	0	1	4
Junior Ortiz, R (1, 2) OBP: 0.158, SLG: 0.111		4-3			FC4-6 1B		HR 3-H		K	2	0	1	0	0	0	1
Dave Kingman, R (7, PH) OBP: 0.277, SLG: 0.439										1	1	1	2	0	0	0
Ron Hodges, L (7, 2) OBP: 0.354, SLG: 0.222										1	0	0	0	0	1	0
Mike Torrez, R (1, 1) OBP: 0.094, SLG: 0.065			3-1		K		K		S 1B	2	0	0	0	0	1	1
Mark Bradley, R (7, PH) OBP: 0.347, SLG: 0.413										1	0	0	0	0	1	0
Doug Sisk, R (7, 1) OBP: 0.333, SLG: 0.333										0	0	0	0	0	0	0
Rusty Staub, L (9, PH) OBP: 0.429, SLG: 0.448										1	0	1	0	0	0	0
Brian Giles, R (9, PR) OBP: 0.314, SLG: 0.288										0	0	0	0	0	0	0
(9, 4)																

Inning Stats	1	2	3	4	5	6	7	8	9	1B: 4	SF: 0	WP: 0	PA: 38
	R: 1 H: 1 E: 0 LOB: 0 K: 1 BB: 0 S: 6 P: 6	R: 0 H: 0 E: 0 LOB: 1 K: 0 BB: 1 S: 3 P: 7	R: 0 H: 1 E: 0 LOB: 1 K: 0 BB: 0 S: 4 P: 4	R: 0 H: 0 E: 0 LOB: 0 K: 2 BB: 0 S: 7 P: 7	R: 0 H: 1 E: 0 LOB: 1 K: 2 BB: 0 S: 8 P: 8	R: 1 H: 1 E: 0 LOB: 0 K: 0 BB: 0 S: 4 P: 4	R: 2 H: 2 E: 0 LOB: 0 K: 1 BB: 0 S: 7 P: 7	R: 1 H: 1 E: 0 LOB: 2 K: 0 BB: 2 S: 4 P: 12	R: 0 H: 1 E: 0 LOB: 2 K: 2 BB: 0 S: 8 P: 8	2B: 1 3B: 1 HR: 2	SAC: 0 DP: 0 HBP: 0	PB: 0 SB: 2 CS: 0	

PITCHER		IP	WLS	BF	H	R	ER	SO	BB	IBB	HBP	BLK	WP	HR	S	P	ERA	WHIP
Marty Bystrom, R ERA: 4.53	(1, 1)	6.0		23	4	2	2	5	1	0	0	0	0	1	32	36	3.00	0.833
Willie Hernandez, L ERA: 1.9	(7, 1)	1.2		9	2	3	3	1	2	0	0	0	0	1	9	17	16.20	2.400
Al Holland, L ERA: 2.68	(8, 1)	1.1	W	6	2	0	0	2	0	0	0	0	0	0	10	10	0.00	1.500

PITCHER	IP	WLS	BF	H	R	ER	SO	BB	IBB	HBP	BLK	WP	HR	S	P	ERA	WHIP

TOP

New York Mets @ Philadelphia Phillies

Veterans Stadium, Philadelphia, PA

Sat Jul 02 1983, 7:05 PM EDT

Unknown

livebaseballscorecards.com

AB	35
R	5
H	8
RBI	5
BB	3
SO	8
LOB	13

New York Mets @ Philadelphia Phillies

Veterans Stadium, Philadelphia, PA

Sat Jul 02 1983, 7:05 PM EDT

Unknown

BOTTOM

livebaseballscorecards.com

Batter	1	2	3	4	5	6	7	8	9	AB	R	H	RBI	BB	SO	LOB
Bob Dernier, R (1, 8) OBP: 0.313, SLG: 0.322	BBBB 4-0 WP S 4-3 BB	x 0-0 ② FC6-4 1-2f 3-H		x 0-0 S 1B		x 0-0 ② P3		0-0 ③ CS 1-2	x 0-0 S SH1-3 E 1B	4	2	2	1	1	0	2
Pete Rose, S (1, 3) OBP: 0.320, SLG: 0.306	x 0-0 ① 4-3 1-H	x 0-0 ③ 1-3		x 0-0 ③ 6-3 1-2		x 0-0 ③ 4-3			x 0-0 ① SH1-3 1-2	4	0	0	1	0	0	3
Von Hayes, L (1, 9) OBP: 0.351, SLG: 0.398	x 0-0 CS 1B		x 0-0 6-3 PB 1B		x 0-0 ① 4-3		x 0-0 ① L8		x 0-0 ② P4	5	0	2	0	0	0	1
Mike Schmidt, R (1, 5) OBP: 0.382, SLG: 0.467	x 0-0 ② ③ 4-3 1-2		S S S 0-3 ① K 1-2		x 0-0 1B 1B		x 0-0 3B		4-0 E IBB	4	0	2	0	1	1	2
Bo Diaz, R (1, 2) OBP: 0.299, SLG: 0.391		x 0-0 HR	x 0-0 ② 6-3 2-3		x 0-0 G6-4-3 1-2 1B		x 0-0 ② 6-3		0-0 E3 1-2 2-H	5	1	2	1	0	0	3
Gary Matthews, R (1, 7) OBP: 0.330, SLG: 0.383 Al Holland, R (8, 1)	BBBB 4-0 2B SF8 BB	BBBB 4-0 FC6-4 BB			x 0-0 ② ③ G6-4-3 1-2f		x 0-0 ③ 5-3			2	1	0	0	2	0	3
										0	0	0	0	0	0	0
Kiko Garcia, R (1, 4) OBP: 0.343, SLG: 0.500	x 0-0 SF8 1-3 FC6-4 2B	x 0-0 ③ FC6-4 1-2f				x 0-0 HR		x 0-0 ① 6-3		4	2	2	1	0	0	2
Ivan De Jesus, R (1, 6) OBP: 0.308, SLG: 0.310	I I I I I 4-0 FC6-4 IBB			x 0-0 ① 6-3		x 0-0 S 1B		x 0-0 ② 4-3		3	0	1	0	1	0	0
Marty Bystrom, R (1, 1) OBP: 0.286, SLG: 0.222 Joe Morgan, L (6, PH) OBP: 0.365, SLG: 0.356 Willie Hernandez, L (7, 1) OBP: 0.500, SLG: 0.500 Greg Gross, L (8, 7) OBP: 0.393, SLG: 0.362	x 0-0 ① SF8 2-3 3H			x 0-0 ② 6-3		S S S 0-3 ① K 1-2		B B B B 4-0 CS BB		1	0	0	1	0	0	0
										1	0	0	0	0	1	1
										0	0	0	0	0	0	0
										0	0	0	0	1	0	0
Inning Stats	R: 1 E: 0 K: 0 S: 3 H: 1 LOB: 0 BB: 1 P: 7	R: 3 E: 0 K: 0 S: 5 H: 2 LOB: 1 BB: 2 P: 13	R: 0 E: 0 K: 1 S: 6 H: 1 LOB: 2 BB: 1 P: 10	R: 0 E: 0 K: 0 S: 4 H: 1 LOB: 1 BB: 0 P: 4	R: 0 E: 0 K: 0 S: 4 H: 2 LOB: 1 BB: 0 P: 4	R: 1 E: 0 K: 1 S: 7 H: 2 LOB: 1 BB: 0 P: 7	R: 0 E: 0 K: 0 S: 4 H: 1 LOB: 1 BB: 0 P: 4	R: 0 E: 0 K: 0 S: 2 H: 0 LOB: 0 BB: 1 P: 6	R: 1 E: 2 K: 0 S: 3 H: 1 LOB: 1 BB: 1 P: 7	1B: 7 2B: 1 3B: 1 HR: 2	SF: 1 SAC: 1 DP: 1 HBP: 0						

	AB	33
	R	6
	H	11
	RBI	5
	BB	6
	SO	2
	LOB	17

WP: 1 PB: 1 SB: 4 CS: 2 PA: 42

PITCHER		IP	WLS	BF	H	R	ER	SO	BB	IBB	HBP	BLK	WP	HR	S	P	ERA	WHIP
Mike Torrez, R ERA: 3.93	(1, 1)	6.0		29	9	5	5	2	3	1	0	0	1	2	29	45	7.50	2.000
Doug Sisk, R ERA: 2.5	(7, 1)	2.0		7	1	0	0	0	1	0	0	0	0	0	6	10	0.00	1.000
Jesse Orosco, L ERA: 1.32	(9, 1)	0.2	L	5	1	1	0	0	0	1	0	0	0	0	3	7	0.00	1.500

PITCHER	IP	WLS	BF	H	R	ER	SO	BB	IBB	HBP	BLK	WP	HR	S	P	ERA	WHIP

Batter	1	2	3	4	5	6	7	8	9	AB	R	H	RBI	BB	SO	LOB
Mookie Wilson, S (1, 8) OBP: 0.280, SLG: 0.336	E6	CS	5-3		K		2-3			4	1	0	0	0	1	0
Hubie Brooks, R (1, 5) OBP: 0.307, SLG: 0.377	BB		G3			K		K		3	1	0	0	1	2	0
Keith Hernandez, L (1, 3) OBP: 0.380, SLG: 0.454	1B		4-3			S		K		4	1	2	1	0	1	0
George Foster, R (1, 7) OBP: 0.305, SLG: 0.439	P4			5-3		6-3		K		4	0	0	0	0	1	3
Darryl Strawberry, L (1, 9) OBP: 0.272, SLG: 0.384	K			L8		IBB			4-1	3	1	0	0	1	1	2
Ron Hodges, L (1, 2) OBP: 0.363, SLG: 0.231	1B			BB		E7			L7	3	0	2	2	1	0	0
Brian Giles, R (1, 4) OBP: 0.315, SLG: 0.286				L9					1B	1	0	0	0	1	0	1
Rusty Staub, L (6, PH) OBP: 0.436, SLG: 0.448										0	0	0	0	1	0	0
Bob Bailor, R (6, PR) OBP: 0.289, SLG: 0.307 (6, 4)		CS BB				PO IBB				1	0	1	0	0	0	0
José Oquendo, S (1, 6) OBP: 0.309, SLG: 0.288		K			L1	PO	6-3		4-3	4	0	0	0	0	1	2
Ed Lynch, R (1, 1) OBP: 0.185, SLG: 0.154		F2			P6		K			2	0	0	0	0	0	1
Dave Kingman, R (7, PH) OBP: 0.276, SLG: 0.437										1	0	0	0	0	1	0
Doug Sisk, R (7, 1) OBP: 0.333, SLG: 0.333										0	0	0	0	0	0	0
Inning Stats	R: 2 E: 1 K: 1 S: 7 H: 2 LOB: 2 BB: 1 P: 11	R: 0 E: 0 K: 1 S: 4 H: 0 LOB: 0 BB: 1 P: 8	R: 0 E: 0 K: 0 S: 3 H: 0 LOB: 0 BB: 0 P: 3	R: 0 E: 0 K: 0 S: 3 H: 0 LOB: 1 BB: 1 P: 7	R: 0 E: 0 K: 1 S: 5 H: 0 LOB: 0 BB: 0 P: 5	R: 2 E: 1 K: 1 S: 6 H: 2 LOB: 2 BB: 2 P: 14	R: 0 E: 0 K: 1 S: 5 H: 0 LOB: 0 BB: 0 P: 5	R: 0 E: 0 K: 3 S: 9 H: 0 LOB: 0 BB: 0 P: 9	R: 0 E: 0 K: 0 S: 4 H: 1 LOB: 1 BB: 0 P: 4	1B: 5 2B: 0 3B: 0 HR: 0 SF: 0 SAC: 0 DP: 0 HBP: 0						

PITCHER		IP	WLS	BF	H	R	ER	SO	BB	IBB	HBP	BLK	WP	HR	S	P	ERA	WHIP
Ed Farmer, R ERA: 6.08	(1, 1)	1.0	L	7	2	2	0	1	2	0	0	0	0	0	7	15	0.00	4.000
Tug McGraw, L ERA: 2.42	(2, 1)	4.0		12	0	0	0	2	1	0	0	0	0	0	15	19	0.00	0.250
Ron Reed, R ERA: 2.4	(6, 1)	2.0		9	2	2	1	2	0	2	0	0	0	0	11	19	4.50	1.000
Porfi Altamirano, R ERA: 3.54	(8, 1)	2.0		7	1	0	0	3	0	0	0	0	0	0	13	13	0.00	0.500

PITCHER	IP	WLS	BF	H	R	ER	SO	BB	IBB	HBP	BLK	WP	HR	S	P	ERA	WHIP

TOP

New York Mets @ Philadelphia Phillies

Veterans Stadium, Philadelphia, PA

Sat Jul 02 1983, 7:05 PM EDT

Att. 40,045 - Unknown

livebaseballscorecards.com

AB	30
R	4
H	5
RBI	3
BB	5
SO	8
LOB	9

PA: 37

WP: 0
PB: 0
SB: 2
CS: 1

Batter	1	2	3	4	5	6	7	8	9	AB	R	H	RBI	BB	SO	LOB
Von Hayes, L (1, 8) OBP: 0.343, SLG: 0.389	3-1		K		L9		K			4	0	0	0	0	2	1
Greg Gross, L (1, 9) OBP: 0.398, SLG: 0.375	6-3		1-3			3B 2B		BBBB G3 5-3 1B BB		3	2	1	0	1	0	0
Mike Schmidt, R (1, 5) OBP: 0.384, SLG: 0.474	BB			F7		1B 3B (2-H)		5-3 (1-2)		3	1	1	1	1	0	1
Tony Perez, R (1, 3) OBP: 0.323, SLG: 0.416	F8			K		F9 5-3 1B (3-H)		G3 (2-3)		4	0	1	1	0	1	2
Gary Matthews, R (1, 7) OBP: 0.336, SLG: 0.387		BB CS		1B		5-3 (1-2)		1B (3-H)		3	0	2	1	1	0	1
Ozzie Virgil, R (1, 2) OBP: 0.250, SLG: 0.354		2B (1-2)		6-3		F9 (2-3)		1-3		4	0	1	0	0	0	3
Kiko Garcia, R (1, 4) OBP: 0.308, SLG: 0.447		F8			5-3	F3			1-3	4	0	0	0	0	0	2
Ivan De Jesus, R (1, 6) OBP: 0.307, SLG: 0.314		F7			2B (L8)		6-3		G3	4	0	1	0	0	0	1
Ed Farmer, R (1, 1) OBP: 0.167, SLG: 0.167			6-3		L8 (2-3)		4-3		4-3	0	0	0	0	0	0	0
Tug McGraw, R (2, 1)										1	0	0	0	0	0	0
Joe Lefebvre, L (5, PH) OBP: 0.358, SLG: 0.508										1	0	0	0	0	0	1
Ron Reed, R (6, 1)										0	0	0	0	0	0	0
Joe Morgan, L (7, PH) OBP: 0.363, SLG: 0.354										1	0	0	0	0	0	0
Porfi Altamirano, R (8, 1)										0	0	0	0	0	0	0
Pete Rose, S (9, PH) OBP: 0.319, SLG: 0.305										1	0	0	0	0	0	0
Inning Stats	R: 0 H: 0 E: 0 LOB: 1 K: 0 BB: 1 S: 3 P: 7	R: 0 H: 1 E: 0 LOB: 1 K: 0 BB: 1 S: 3 P: 7	R: 0 H: 0 E: 0 LOB: 0 K: 1 BB: 0 S: 5 P: 5	R: 0 H: 1 E: 0 LOB: 1 K: 1 BB: 0 S: 6 P: 6	R: 0 H: 1 E: 0 LOB: 1 K: 0 BB: 0 S: 4 P: 4	R: 2 H: 3 E: 0 LOB: 1 K: 0 BB: 0 S: 6 P: 6	R: 0 H: 0 E: 0 LOB: 0 K: 1 BB: 0 S: 5 P: 5	R: 1 H: 1 E: 0 LOB: 1 K: 0 BB: 1 S: 4 P: 8	R: 0 H: 0 E: 0 LOB: 0 K: 0 BB: 0 S: 3 P: 3	1B: 3 SF: 0 2B: 3 SAC: 0 3B: 1 DP: 0 HR: 0 HBP: 0							

PITCHER		IP	WLS	BF	H	R	ER	SO	BB	IBB	HBP	BLK	WP	HR	S	P	ERA	WHIP
Ed Lynch, R ERA: 3.35	(1, 1)	6.0	W	25	6	2	2	2	2	0	0	0	0	0	27	35	3.00	1.333
Doug Sisk, R ERA: 2.53	(7, 1)	3.0	S	11	1	1	1	1	1	0	0	0	0	0	12	16	3.00	0.667

PITCHER	IP	WLS	BF	H	R	ER	SO	BB	IBB	HBP	BLK	WP	HR	S	P	ERA	WHIP

BOTTOM

New York Mets @ Philadelphia Phillies

Veterans Stadium, Philadelphia, PA

Sat Jul 02 1983, 7:05 PM EDT

Att. 40,045 - Unknown

livebaseballscorecards.com

AB	33
R	3
H	7
RBI	3
BB	3
SO	3
LOB	12

WP: 0 PA: 36
PB: 0
SB: 0
CS: 1

Batter	1	2	3	4	5	6	7	8	9	AB	R	H	RBI	BB	SO	LOB
Mookie Wilson, S (1, 8) OBP: 0.279, SLG: 0.335	0-0 FC5-4 1B		0-3 K		0-0 P4		0-0 1-3			4	1	1	0	0	1	0
Hubie Brooks, R (1, 5) OBP: 0.306, SLG: 0.375	0-0 1-3 FC5-4 1B		0-0 F8		0-0 L9		0-0 6-3			4	0	1	0	0	0	0
Keith Hernandez, L (1, 3) OBP: 0.375, SLG: 0.448	0-0 FC5-4 1B 1-2f 3-H		0-0 F9			0-0 3-1	0-0 6-3			4	0	0	1	0	0	1
Danny Heep, L (1, 7) OBP: 0.358, SLG: 0.415	0-0 1-2 1B			0-0 4-3		0-0 HR 1B		0-3 K		4	1	2	0	0	1	0
Darryl Strawberry, L (1, 9) OBP: 0.272, SLG: 0.399	0-0 F8			0-3 K		0-0 1-H HR		0-3 K		4	1	1	2	0	2	2
Ron Hodges, L (1, 2) OBP: 0.366, SLG: 0.233	0-3 K			BBBB 4-0 1B BB		0-0 1B SH3-4 1B		0-3 K		3	1	1	0	1	2	2
Brian Giles, R (1, 4) OBP: 0.318, SLG: 0.290		0-3 K		0-0 1-2 1B		0-0 SH3-4 1-3 1B			0-3 K	4	0	2	0	0	2	0
José Oquendo, S (1, 6) OBP: 0.306, SLG: 0.285 Dave Kingman, R (9, PH) OBP: 0.274, SLG: 0.435		0-0 F8		0-0 F8		0-0 SH3-4 2-3 3-H			0-3 K	2 1	0 0	0 0	1 0	0 0	0 1	2 0
Craig Swan, R (1, 1) OBP: 0.105, SLG: 0.105 Doug Sisk, R (7, 1) OBP: 0.333, SLG: 0.333 George Foster, R (9, PH) OBP: 0.304, SLG: 0.437		0-0 F8			0-0 L9	0-3 K			0-3 K	3 0 1	0 0 0	0 0 0	0 0 0	1 0 1	1 0 0	1 0 0
Inning Stats	R: 1 H: 3 E: 0 LOB: 2 K: 1 BB: 0 S: 8 P: 8	R: 0 H: 0 E: 0 LOB: 0 K: 1 BB: 0 S: 5 P: 5	R: 0 H: 0 E: 0 LOB: 0 K: 1 BB: 0 S: 5 P: 5	R: 0 H: 1 E: 0 LOB: 2 K: 1 BB: 1 S: 6 P: 10	R: 0 H: 0 E: 0 LOB: 0 K: 0 BB: 0 S: 3 P: 3	R: 3 H: 4 E: 0 LOB: 1 K: 1 BB: 0 S: 9 P: 9	R: 0 H: 0 E: 0 LOB: 0 K: 0 BB: 0 S: 3 P: 3	R: 0 H: 0 E: 0 LOB: 0 K: 3 BB: 0 S: 9 P: 9	R: 0 H: 0 E: 0 LOB: 0 K: 3 BB: 0 S: 9 P: 9	1B: 7 SF: 0 2B: 0 SAC: 1 3B: 0 DP: 0 HR: 1 HBP: 0						WP: 0 PA: 36 PB: 0 SB: 1 CS: 0	

PITCHER		IP	WLS	BF	H	R	ER	SO	BB	IBB	HBP	BLK	WP	HR	S	P	ERA	WHIP
Charles Hudson, R ERA: 3.12	(1, 1)	7.0		30	8	4	4	5	1	0	0	0	0	1	39	43	5.14	1.286
Willie Hernandez, L ERA: 1.83	(8, 1)	2.0	W	6	0	0	0	6	0	0	0	0	0	0	18	18	0.00	0.000

PITCHER	IP	WLS	BF	H	R	ER	SO	BB	IBB	HBP	BLK	WP	HR	S	P	ERA	WHIP

New York Mets @ Philadelphia Phillies

Veterans Stadium, Philadelphia, PA

Sun Jul 03 1983, 3:33 AM EDT

Att. 32,962 - Unknown

TOP

livebaseballscorecards.com

AB	34
R	4
H	8
RBI	4
BB	1
SO	11
LOB	8

BOTTOM

New York Mets @ Philadelphia Phillies

Veterans Stadium, Philadelphia, PA

Sun Jul 03 1983, 3:33 AM EDT

Att. 32,962 - Unknown

livebaseballscorecards.com

Batter	1	2	3	4	5	6	7	8	9	AB	R	H	RBI	BB	SO	LOB
Bob Dernier, R (1, 8) OBP: 0.323, SLG: 0.356 Joe Morgan, L (7, PH) OBP: 0.362, SLG: 0.352 Willie Hernandez, L (7, PR) OBP: 0.500, SLG: 0.500 (8, 1)	6-3 2B		1B 2B		6-3		FC4-6 1-2f 3-H			3 1 0	1 0 0	2 1 0	0 1 0	0 0 0	0 0 0	1 1 0
Pete Rose, S (1, 3) OBP: 0.318, SLG: 0.304	6-3 2-3		2-H 1B		G3		3-1			4	0	1	1	0	0	3
Mike Schmidt, R (1, 5) OBP: 0.385, SLG: 0.484	BBBB G4-6-3 BB		SSS K			F9		HR		3	1	1	1	1	1	1
Von Hayes, L (1, 9) OBP: 0.342, SLG: 0.402 (8, 8)	G4-6-3 1-2f			F2		HR		F8		4	1	1	1	0	0	2
Bo Diaz, R (1, 2) OBP: 0.294, SLG: 0.384		L5		F9		F7		F9		4	0	0	0	0	0	0
Gary Matthews, R (1, 7) OBP: 0.334, SLG: 0.385 Greg Gross, L (9, 7) OBP: 0.398, SLG: 0.375		SSS K		F3		SSS K		2B 1B		4 0	1 0	1 0	0 0	0 0	2 0	0 0
Kiko Garcia, R (1, 4) OBP: 0.349, SLG: 0.500		F7			3B 1B		1B FC4-6 1B	1-H 2B		4	2	3	1	0	0	0
Ivan De Jesus, R (1, 6) OBP: 0.308, SLG: 0.323			SSS K		1-H 3B		F7			3	0	1	1	0	1	1
Charles Hudson, S (1, 1) OBP: 0.235, SLG: 0.133 Joe Lefebvre, L (7, PH) OBP: 0.368, SLG: 0.516 (8, 9)			SSS K		P4		1-3 FC4-6 1B			2 1	0 0	0 1	0 0	0 0	1 0	1 0
Inning Stats	R: 0 H: 1 E: 0 LOB: 1 K: 0 BB: 1 S: 3 P: 7	R: 0 H: 0 E: 0 LOB: 0 K: 1 BB: 0 S: 5 P: 5	R: 1 H: 2 E: 0 LOB: 1 K: 3 BB: 0 S: 11 P: 11	R: 0 H: 0 E: 0 LOB: 0 K: 0 BB: 0 S: 3 P: 3	R: 1 H: 2 E: 0 LOB: 1 K: 0 BB: 0 S: 5 P: 5	R: 1 H: 1 E: 0 LOB: 0 K: 1 BB: 0 S: 6 P: 6	R: 1 H: 2 E: 0 LOB: 1 K: 0 BB: 0 S: 5 P: 5	R: 2 H: 3 E: 0 LOB: 1 K: 0 BB: 0 S: 5 P: 5		1B: 5 SF: 0 2B: 3 SAC: 0 3B: 1 DP: 1 HR: 2 HBP: 0						

	AB	33
	R	6
	H	11
	RBI	6
	BB	1
	SO	5
	LOB	10

WP: 0 PA: 34
PB: 0
SB: 0
CS: 0

PITCHER		IP	WLS	BF	H	R	ER	SO	BB	IBB	HBP	BLK	WP	HR	S	P	ERA	WHIP
Craig Swan, R ERA: 5.04	(1, 1)	6.1		27	8	4	4	5	1	0	0	0	0	1	36	40	5.68	1.421
Doug Sisk, R ERA: 2.76	(7, 1)	1.2	L	7	3	2	2	0	0	0	0	0	0	1	7	7	10.80	1.800

PITCHER	IP	WLS	BF	H	R	ER	SO	BB	IBB	HBP	BLK	WP	HR	S	P	ERA	WHIP

Batter	1	2	3	4	5	6	7	8	9	AB	R	H	RBI	BB	SO	LOB
Mookie Wilson, S (1, 8) OBP: 0.279, SLG: 0.334	F8			1B	F8			K		4	0	1	0	0	1	2
Hubie Brooks, R (1, 5) OBP: 0.308, SLG: 0.377	6-3			1-3		5-3			G4-6-3	4	0	2	0	0	0	0
Keith Hernandez, L (1, 3) OBP: 0.371, SLG: 0.442	4-3			F7		P4			K	4	0	0	0	0	1	3
George Foster, R (1, 7) OBP: 0.300, SLG: 0.431		K		K		F9			G4-6-3	4	0	0	0	0	2	3
Dave Kingman, R (1, 9) OBP: 0.271, SLG: 0.429		5-3		K			K2-3			3	0	0	0	0	2	2
Bob Bailor, R (1, 6) OBP: 0.283, SLG: 0.300		6-3			6-3		P4			3	0	0	0	0	0	0
Brian Giles, R (1, 4) OBP: 0.318, SLG: 0.288			F9		1B BB		F8			2	0	0	0	1	0	0
Junior Ortiz, R (1, 2) OBP: 0.171, SLG: 0.128			K		1-2 1B			6-3		3	0	1	0	0	1	0
Walt Terrell, L (1, 1)			K		K			6-3		2	0	0	0	0	2	2
Mark Bradley, R (8, PH) OBP: 0.342, SLG: 0.406										1	0	0	0	0	0	0
Carlos Diaz, R (8, 1)										0	0	0	0	0	0	0
Inning Stats	R: 0 E: 0 K: 0 S: 3 H: 0 LOB: 0 BB: 0 P: 3	R: 0 E: 0 K: 1 S: 5 H: 0 LOB: 0 BB: 0 P: 5	R: 0 E: 0 K: 2 S: 7 H: 0 LOB: 0 BB: 0 P: 7	R: 0 E: 0 K: 2 S: 9 H: 2 LOB: 2 BB: 0 P: 9	R: 0 E: 0 K: 1 S: 6 H: 1 LOB: 2 BB: 1 P: 10	R: 0 E: 0 K: 0 S: 3 H: 0 LOB: 0 BB: 0 P: 3	R: 0 E: 0 K: 1 S: 5 H: 0 LOB: 0 BB: 0 P: 5	R: 0 E: 0 K: 1 S: 5 H: 0 LOB: 0 BB: 0 P: 5	R: 0 E: 0 K: 1 S: 5 H: 1 LOB: 0 BB: 0 P: 5	1B: 4 2B: 0 3B: 0 HR: 0 SF: 0 SAC: 0 DP: 1 HBP: 0						

PITCHER	IP	WLS	BF	H	R	ER	SO	BB	IBB	HBP	BLK	WP	HR	S	P	ERA	WHIP
Steve Carlton, L (1, 1) ERA: 3.09	9.0	W	31	4	0	0	9	1	0	0	0	0	0	48	52	0.00	0.556

PITCHER	IP	WLS	BF	H	R	ER	SO	BB	IBB	HBP	BLK	WP	HR	S	P	ERA	WHIP

TOP

New York Mets @ Philadelphia Phillies

Veterans Stadium, Philadelphia, PA

Mon Jul 04 1983, 7:05 PM EDT

Att. 52,710 - Unknown

livebaseballscorecards.com

AB	30
R	0
H	4
RBI	0
BB	1
SO	9
LOB	12

PA: 31

WP: 0
PB: 0
SB: 0
CS: 0

BOTTOM

New York Mets @ Philadelphia Phillies

Veterans Stadium, Philadelphia, PA

Mon Jul 04 1983, 7:05 PM EDT

Att. 52,710 - Unknown

livebaseballscorecards.com

Batter	1	2	3	4	5	6	7	8	9	AB	R	H	RBI	BB	SO	LOB
Bob Dernier, R (1, 8) OBP: 0.324, SLG: 0.348	5-3		SH2-4 3-H		G4-3 BB		6-3			2	0	0	1	1	0	0
Pete Rose, S (1, 3) OBP: 0.317, SLG: 0.300	BB		3-1		G4-3 1-2f		L6			3	0	0	0	1	0	2
Mike Schmidt, R (1, 5) OBP: 0.383, SLG: 0.478	F7			K		HBP BB	K			3	1	0	0	1	2	1
Von Hayes, L (1, 9) OBP: 0.340, SLG: 0.399	4-3			4-3		HBP FC5-4 1-2		F9		4	1	1	0	0	0	1
Bo Diaz, R (1, 2) OBP: 0.293, SLG: 0.379		K		3B BB		K 1-2 2-3		K		3	1	0	0	1	3	2
Joe Lefebvre, L (1, 7) OBP: 0.389, SLG: 0.569		K		1-H 3B		FC5-4 HBP IBB		2B		3	0	2	1	1	1	0
Kiko Garcia, R (1, 4) OBP: 0.383, SLG: 0.500		CS 1B		5-3		1-2 2-3 3-H FC5-4 HBP		IBB		2	0	1	1	1	0	1
Ivan De Jesus, R (1, 6) OBP: 0.311, SLG: 0.323	CS 1-2	E SH2-4 1B			SH1-4 BB	FC5-4 FC4 1-2f 2-3 3-H		P4		3	1	1	1	1	0	4
Steve Carlton, L (1, 1) OBP: 0.226, SLG: 0.288			6-3 1-3		SH1-4 1-2	FC4 1-2f				2	0	0	0	0	0	3
Inning Stats	R: 0 H: 0 E: 0 LOB: 1 K: 0 BB: 1 S: 3 P: 7	R: 0 H: 1 E: 0 LOB: 0 K: 2 BB: 0 S: 7 P: 7	R: 1 H: 1 E: 0 LOB: 0 K: 0 BB: 0 S: 4 P: 4	R: 1 H: 1 E: 0 LOB: 1 K: 1 BB: 1 S: 6 P: 10	R: 0 H: 0 E: 0 LOB: 1 K: 0 BB: 2 S: 2 P: 10	R: 2 H: 1 E: 0 LOB: 2 K: 1 BB: 2 S: 6 P: 15	R: 0 H: 0 E: 0 LOB: 0 K: 1 BB: 0 S: 5 P: 5	R: 0 H: 1 E: 0 LOB: 2 K: 1 BB: 1 S: 6 P: 10		1B: 3 SF: 0 2B: 1 SAC: 2 3B: 1 DP: 1 HR: 0 HBP: 1						WP: 0 PA: 36 PB: 0 SB: 3 CS: 1

	AB	R	H	RBI	BB	SO	LOB
AB	**25**						
R	**4**						
H	**5**						
RBI	**4**						
BB	**7**						
SO	**6**						
LOB	**14**						

PITCHER		IP	WLS	BF	H	R	ER	SO	BB	IBB	HBP	BLK	WP	HR	S	P	ERA	WHIP
Walt Terrell, R ERA: 5.25	(1, 1)	7.0	L	30	4	4	3	5	5	1	1	0	0	0	33	58	3.86	1.286
Carlos Diaz, L ERA: 2.77	(8, 1)	1.0		5	1	0	0	1	0	1	0	0	0	0	6	10	0.00	1.000

PITCHER	IP	WLS	BF	H	R	ER	SO	BB	IBB	HBP	BLK	WP	HR	S	P	ERA	WHIP

Batter	1	2	3	4	5	6	7	8	9	AB	R	H	RBI	BB	SO	LOB
Omar Moreno, L (1, 8) OBP: 0.286, SLG: 0.326	F8	1B			4-3			E 3B S 1B	F8	5	1	2	0	0	0	0
Terry Puhl, L (1, 9) OBP: 0.343, SLG: 0.400	2B 2B	F6			K			1-H 3B		4	1	2	1	0	1	1
Dickie Thon, R (1, 6) OBP: 0.354, SLG: 0.468	2-H 1B 2B	5-3			K			BBBB S BB		3	1	1	1	1	1	1
Phil Garner, R (1, 5) OBP: 0.336, SLG: 0.387	2-H 1B 1B		F4			G3-1 1B		1-2 5-3		4	0	2	1	0	0	2
Jose Cruz, L (1, 7) OBP: 0.380, SLG: 0.442	1-3 E 3B S 1B		G3			K		FC6 IBB		3	1	1	0	1	1	1
Ray Knight, R (1, 3) OBP: 0.377, SLG: 0.488	1-H HR 3B		6-3			1-2f G3-1		K		4	1	1	1	0	1	4
Bill Doran, S (1, 4) OBP: 0.354, SLG: 0.349	3-H HR			F8			F7	1-2f FC6		4	1	1	2	0	0	3
Luis Pujols, R (1, 2) OBP: 0.235, SLG: 0.238	F7			F4			F7		F9	4	0	0	0	0	0	0
Nolan Ryan, R (1, 1) OBP: 0.069, SLG: 0.036		F7		F9			K		F9	3	0	0	0	0	1	0
Harry Spilman, L (9, PH) OBP: 0.246, SLG: 0.288										1	0	0	0	0	0	0
Bill Dawley, R (9, 1) OBP: 0.333, SLG: 0.333										0	0	0	0	0	0	0
Inning Stats	R: 5 E: 0 K: 0 S: 8 H: 6 LOB: 0 BB: 0 P: 8	R: 0 E: 0 K: 0 S: 4 H: 1 LOB: 1 BB: 0 P: 4	R: 0 E: 0 K: 0 S: 3 H: 0 LOB: 0 BB: 0 P: 3	R: 0 E: 0 K: 0 S: 3 H: 0 LOB: 0 BB: 0 P: 3	R: 0 E: 0 K: 2 S: 7 H: 0 LOB: 0 BB: 0 P: 7	R: 0 E: 0 K: 1 S: 5 H: 1 LOB: 0 BB: 0 P: 5	R: 0 E: 0 K: 1 S: 5 H: 0 LOB: 0 BB: 0 P: 5	R: 1 E: 0 K: 1 S: 7 H: 2 LOB: 3 BB: 2 P: 15	R: 0 E: 0 K: 0 S: 3 H: 0 LOB: 0 BB: 0 P: 3	1B: 5 2B: 2 3B: 2 HR: 1 SF: 0 SAC: 0 DP: 1 HBP: 0						

PITCHER		IP	WLS	BF	H	R	ER	SO	BB	IBB	HBP	BLK	WP	HR	S	P	ERA	WHIP
Mike Torrez, R ERA: 4.3	(1, 1)	0.2	L	7	6	5	5	0	0	0	0	0	0	1	7	7	67.50	9.000
Scott Holman, R ERA: 4.01	(1, 1)	1.1		5	1	0	0	0	0	0	0	0	0	0	5	5	0.00	0.750
Tom Gorman, L ERA: 5.4	(3, 1)	5.0		15	1	0	0	4	0	0	0	0	0	0	23	23	0.00	0.200
Walt Terrell, R ERA: 5.19	(8, 1)	2.0		10	2	1	1	1	1	1	0	0	0	0	10	18	4.50	1.500

PITCHER	IP	WLS	BF	H	R	ER	SO	BB	IBB	HBP	BLK	WP	HR	S	P	ERA	WHIP

TOP

Houston Astros @ New York Mets

Shea Stadium, Flushing, NY

Fri Jul 08 1983, 7:05 PM EDT

Att. 12,722 - Unknown

livebaseballscorecards.com

AB	35
R	6
H	10
RBI	6
BB	2
SO	5
LOB	12

WP: 0 PA: 37
PB: 0
SB: 3
CS: 0

BOTTOM

Batter	1	2	3	4	5	6	7	8	9	AB	R	H	RBI	BB	SO	LOB
Mookie Wilson, S (1, 8) OBP: 0.281, SLG: 0.333	S 1B		2-3		K		BB 1-2		K	4	0	1	0	1	2	0
Hubie Brooks, R (1, 5) OBP: 0.308, SLG: 0.375	K 1-2		BB 2B 1B		L4		K			4	1	1	0	0	2	3
Keith Hernandez, L (1, 3) OBP: 0.370, SLG: 0.438	K		2B 3-1 1-2 BB		3-1			K		3	1	0	0	1	2	1
George Foster, R (1, 7) OBP: 0.302, SLG: 0.439	F4		3-1 1-3 2-H 2B			6-3		2B		4	0	2	1	0	0	1
Darryl Strawberry, L (1, 9) OBP: 0.271, SLG: 0.392		BB BB	3-1 2-3 3-H			K		K		3	0	0	1	1	2	2
Ron Hodges, L (1, 2) OBP: 0.363, SLG: 0.229		BB 1-2 BB	F7			K		K		3	0	0	0	1	2	2
Brian Giles, R (1, 4) OBP: 0.317, SLG: 0.300		K	1-3				K		HR	4	1	1	1	0	2	2
José Oquendo, S (1, 6) OBP: 0.299, SLG: 0.278		F4	F8				F4		5-3	4	0	0	0	0	0	2
Mike Torrez, R (1, 1) OBP: 0.094, SLG: 0.065										0	0	0	0	0	0	0
Scott Holman, R (1, 1) OBP: 0.222, SLG: 0.222										0	0	0	0	0	0	0
Rusty Staub, L (2, PH) OBP: 0.430, SLG: 0.441										1	0	0	0	0	0	2
Tom Gorman, L (3, 1) OBP: 0.500, SLG: 0.500										1	0	0	0	0	1	0
Danny Heep, L (7, PH) OBP: 0.362, SLG: 0.415										0	0	0	0	1	0	0
Walt Terrell, L (8, 1) OBP: 0.270, SLG: 0.427		L9	K				BB BB		K	0	0	0	0	0	0	0
										1	0	0	0	0	1	0
Inning Stats	R: 0 E: 0 K: 2 S: 8 H: 1 LOB: 1 BB: 0 P: 8	R: 0 E: 0 K: 1 S: 5 H: 0 LOB: 2 BB: 2 P: 13	R: 2 E: 0 K: 0 S: 5 H: 2 LOB: 1 BB: 1 P: 9	R: 0 E: 0 K: 1 S: 5 H: 0 LOB: 0 BB: 0 P: 5	R: 0 E: 0 K: 1 S: 5 H: 0 LOB: 0 BB: 0 P: 5	R: 0 E: 0 K: 2 S: 7 H: 0 LOB: 0 BB: 0 P: 7	R: 0 E: 0 K: 2 S: 7 H: 0 LOB: 2 BB: 2 P: 15	R: 0 E: 0 K: 3 S: 10 H: 1 LOB: 1 BB: 0 P: 10	R: 1 E: 0 K: 2 S: 8 H: 1 LOB: 0 BB: 0 P: 8	1B: 2 2B: 2 3B: 0 HR: 1 SF: 0 SAC: 0 DP: 0 HBP: 0						

PITCHER		IP	WLS	BF	H	R	ER	SO	BB	IBB	HBP	BLK	WP	HR	S	P	ERA	WHIP
Nolan Ryan, R ERA: 1.97	(1, 1)	8.0	W	33	4	2	2	12	5	0	0	0	0	0	52	72	2.25	1.125
Bill Dawley, R ERA: 2.05	(9, 1)	1.0		4	1	1	1	2	0	0	0	0	0	1	8	8	9.00	1.000

PITCHER	IP	WLS	BF	H	R	ER	SO	BB	IBB	HBP	BLK	WP	HR	S	P	ERA	WHIP

Houston Astros @ New York Mets

Shea Stadium, Flushing, NY

Fri Jul 08 1983, 7:05 PM EDT

Att. 12,722 - Unknown

livebaseballscorecards.com

AB	32
R	3
H	5
RBI	3
BB	5
SO	14
LOB	15

WP: 0	PB: 0	SB: 1	CS: 0
PA: 37			

Batter	1	2	3	4	5	6	7	8	9	AB	R	H	RBI	BB	SO	LOB
Omar Moreno, L (1, 8) OBP: 0.284, SLG: 0.324	4-3	F7		2-3 3-H 1B		K		K		5	0	1	1	0	2	0
Terry Puhl, L (1, 9) OBP: 0.345, SLG: 0.413	HR		F5	F2		1B BB		6-3		4	1	1	1	1	0	2
Dickie Thon, R (1, 6) OBP: 0.360, SLG: 0.489	HR		CS HBP		HR	1-2 FC5-4 1B		4-3		4	2	3	2	0	0	0
Phil Garner, R (1, 5) OBP: 0.331, SLG: 0.381	L8		1-2 K		F8	1-2f FC5-4			F9	5	0	0	0	0	1	3
Jose Cruz, L (1, 7) OBP: 0.386, SLG: 0.447	S 1B BB			SH1-3 E 2B	F7		WP S SH3-4 BB		G4-6-3 1B	3	3	2	0	2	0	0
Ray Knight, R (1, 3) OBP: 0.379, SLG: 0.489	1-H 1B			SH1-3 2-3	BB 1B		6-3 1-3		1-2f G4-6-3	4	0	2	1	0	0	2
Bill Doran, S (1, 4) OBP: 0.359, SLG: 0.348	F7			SH1-4 E 1B IBB	1-2 BB		SH3-4 IBB			1	1	0	0	3	0	1
Luis Pujols, R (1, 2) OBP: 0.227, SLG: 0.229		F2		E6 1B SH1-4 1-2 3-H	K		SH3-4 1-2 3-H			3	0	0	2	0	1	3
Joe Niekro, R (1, 1) OBP: 0.091, SLG: 0.114		F8		SH1-4 1-2 2-3		1-3	F8			3	0	0	0	0	0	1
Frank DiPino, L (7, 1) OBP: 0.400, SLG: 0.500										0	0	0	0	0	0	0
Inning Stats	R: 3 E: 0 K: 0 S: 6 H: 3 LOB: 1 BB: 1 P: 10	R: 0 E: 0 K: 0 S: 3 H: 0 LOB: 0 BB: 0 P: 3	R: 0 E: 0 K: 1 S: 4 H: 0 LOB: 0 BB: 0 P: 5	R: 2 E: 1 K: 0 S: 6 H: 2 LOB: 2 BB: 1 P: 10	R: 1 E: 0 K: 1 S: 7 H: 2 LOB: 2 BB: 1 P: 11	R: 0 E: 0 K: 1 S: 6 H: 1 LOB: 2 BB: 1 P: 10	R: 1 E: 0 K: 0 S: 3 H: 0 LOB: 1 BB: 2 P: 11	R: 0 E: 0 K: 1 S: 5 H: 0 LOB: 0 BB: 0 P: 5	R: 0 E: 0 K: 0 S: 3 H: 1 LOB: 0 BB: 0 P: 3	1B: 5 2B: 1 3B: 0 HR: 3 SF: 0 SAC: 3 DP: 1 HBP: 1	WP: 1 PB: 0 SB: 2 CS: 1 PA: 42					

PITCHER		IP	WLS	BF	H	R	ER	SO	BB	IBB	HBP	BLK	WP	HR	S	P	ERA	WHIP
Tom Seaver, R ERA: 3.61	(1, 1)	5.0	L	26	7	6	5	2	2	1	1	0	0	3	26	39	9.00	1.800
Carlos Diaz, L ERA: 2.85	(6, 1)	2.0		10	1	1	1	1	2	1	0	0	1	0	9	21	4.50	1.500
Jesse Orosco, L ERA: 1.29	(8, 1)	1.0		3	0	0	0	1	0	0	0	0	0	0	5	5	0.00	0.000
Doug Sisk, R ERA: 2.72	(9, 1)	1.0		3	1	0	0	0	0	0	0	0	0	0	3	3	0.00	1.000

PITCHER	IP	WLS	BF	H	R	ER	SO	BB	IBB	HBP	BLK	WP	HR	S	P	ERA	WHIP

TOP

Houston Astros @ New York Mets

Shea Stadium, Flushing, NY

Sat Jul 09 1983, 7:05 PM EDT

Att. 49,596 - Unknown

livebaseballscorecards.com

AB	32
R	7
H	9
RBI	7
BB	6
SO	4
LOB	12

Houston Astros @ New York Mets

Shea Stadium, Flushing, NY

Sat Jul 09 1983, 7:05 PM EDT

Att. 49,596 - Unknown

BOTTOM

Batter	1	2	3	4	5	6	7	8	9	AB	R	H	RBI	BB	SO	LOB
Mookie Wilson, S (1, 8) OBP: 0.280, SLG: 0.332	K2-3			HR 1B	FC4-6		G6-4-3			4	1	1	0	0	1	4
Hubie Brooks, R (1, 5) OBP: 0.307, SLG: 0.371	K2-3			F4	6-3			BB G4-6-3		3	0	0	0	1	1	3
Keith Hernandez, L (1, 3) OBP: 0.368, SLG: 0.445	6-3			HR		F7		G4-6-3		4	1	1	2	0	0	1
George Foster, R (1, 7) OBP: 0.302, SLG: 0.434 Doug Sisk, R (9, 1) OBP: 0.333, SLG: 0.333		5-3		BB		F7		L7		3 0	0 0	0 0	0 0	1 0	0 0	0 0
Darryl Strawberry, L (1, 9) OBP: 0.271, SLG: 0.394		F2		F8		1-3			G3 2B	4	0	1	0	0	0	1
Brian Giles, R (1, 4) OBP: 0.316, SLG: 0.300		K		F5			BB 1B		G3	4	1	1	0	0	1	2
José Oquendo, S (1, 6) OBP: 0.298, SLG: 0.273			6-3		6-3		BB 1B		K	3	0	0	0	1	1	1
Junior Ortiz, R (1, 2) OBP: 0.200, SLG: 0.163			K G6-4-3		FC4-6 PB 1B		G6-4-3 1B		F8	4	0	2	1	0	1	1
Tom Seaver, R (1, 1) OBP: 0.237, SLG: 0.314 Danny Heep, L (5, PH) OBP: 0.366, SLG: 0.415 Carlos Diaz, R (6, 1) Rusty Staub, L (7, PH) OBP: 0.425, SLG: 0.435 Jesse Orosco, R (8, 1) OBP: 0.286, SLG: 0.286 Mark Bradley, R (9, 7) OBP: 0.342, SLG: 0.406			G6-4-3		FC4-6 BB		F7			1 0 0 1 0 0	0 0 0 0 0 0	0 0 0 0 0 0	0 1 0 0 0 0	0 0 0 0 0 0	0 0 0 0 0 0	1 0 0 2 0 0
Inning Stats	R: 0 E: 0 K: 2 S: 7 H: 0 LOB: 0 BB: 0 P: 7	R: 0 E: 0 K: 1 S: 5 H: 0 LOB: 0 BB: 0 P: 5	R: 0 E: 0 K: 1 S: 5 H: 0 LOB: 0 BB: 0 P: 5	R: 2 E: 0 K: 0 S: 5 H: 2 LOB: 1 BB: 1 P: 9	R: 0 E: 0 K: 0 S: 4 H: 1 LOB: 2 BB: 1 P: 8	R: 0 E: 0 K: 0 S: 3 H: 0 LOB: 0 BB: 0 P: 3	R: 1 E: 0 K: 0 S: 4 H: 2 LOB: 1 BB: 1 P: 8	R: 0 E: 0 K: 0 S: 2 H: 0 LOB: 0 BB: 1 P: 6	R: 0 E: 0 K: 1 S: 6 H: 1 LOB: 1 BB: 0 P: 6	1B: 4 2B: 1 3B: 0 HR: 1	SF: 0 SAC: 0 DP: 3 HBP: 0						

livebaseballscorecards.com

AB	31
R	3
H	6
RBI	3
BB	4
SO	5
LOB	16

WP: 0 PB: 2 SB: 0 CS: 0 PA: 35

PITCHER		IP	WLS	BF	H	R	ER	SO	BB	IBB	HBP	BLK	WP	HR	S	P	ERA	WHIP
Joe Niekro, R ERA: 3.67	(1, 1)	6.0	W	26	5	3	3	4	3	0	0	0	0	1	31	43	4.50	1.333
Frank DiPino, L ERA: 2.58	(7, 1)	3.0	S	9	1	0	0	1	1	0	0	0	0	0	10	14	0.00	0.667

PITCHER	IP	WLS	BF	H	R	ER	SO	BB	IBB	HBP	BLK	WP	HR	S	P	ERA	WHIP

Houston Astros @ New York Mets

Shea Stadium, Flushing, NY

Sun Jul 10 1983, 3:33 AM EDT

Att. 15,467 - Unknown

TOP

Batter	1	2	3	4	5	6	7	8	9	AB	R	H	RBI	BB	SO	LOB
Omar Moreno, L (1, 8) OBP: 0.283, SLG: 0.322	F7		4-3		F9	FC4-2 1-2 2-3 3-Hf			1B	5	0	1	0	0	0	4
Terry Puhl, L (1, 9) OBP: 0.351, SLG: 0.418	L3-6, 1B 1B			2B 1B	G3	F5			1-2 1B	5	1	3	0	0	0	4
Dickie Thon, R (1, 6) OBP: 0.361, SLG: 0.491	1-2 1B			F9		1B 2B 2B	F9		F8	5	1	2	0	0	0	3
Phil Garner, R (1, 5) OBP: 0.332, SLG: 0.381	L3-6 2-3			F7		2B 2-3 1B 1B	CS 1B		F7	5	1	2	0	0	0	5
Jose Cruz, L (1, 7) OBP: 0.392, SLG: 0.460		L6-3 1B		1-H 2B 2B		1B 1-3 1B 3-H 2B	1-2 1B		F8	5	2	4	2	0	0	2
Ray Knight, R (1, 3) OBP: 0.380, SLG: 0.491		L6-3 1-2		2-H 2B		4-0 1B, 1B FC4-2 IBB	F7			3	0	1	1	1	0	2
Bill Doran, S (1, 4) OBP: 0.357, SLG: 0.346		F6		F6		FC4-2, 1B FC4-2 1-2 2-3 3-H 1B		4-3		4	0	1	1	0	0	1
George Bjorkman, R (1, 2) OBP: 0.250, SLG: 0.250			L7		L3	FC4-2 FC4-2 1-2 2-3 3-H 1B		6-3		4	0	1	1	0	0	0
Bob Knepper, L (1, 1) OBP: 0.225, SLG: 0.368			3-1		1B	FC4-2 FC4-2 1-2 2-3 3-Hf		F8		3	0	1	0	0	0	3
Dave Smith, R (7, 1)										0	0	0	0	0	0	0
Frank DiPino, L (7, 1) OBP: 0.400, SLG: 0.500										0	0	0	0	0	0	0
Harry Spilman, L (8, PH) OBP: 0.241, SLG: 0.283										1	0	0	0	0	0	0
Bill Dawley, R (8, 1) OBP: 0.333, SLG: 0.333										0	0	0	0	0	0	0
Inning Stats	R: 0 E: 0 K: 0 S: 4 H: 2 LOB: 1 BB: 0 P: 4	R: 0 E: 0 K: 0 S: 3 H: 1 LOB: 0 BB: 0 P: 3	R: 0 E: 0 K: 0 S: 3 H: 0 LOB: 0 BB: 0 P: 3	R: 2 E: 0 K: 0 S: 6 H: 3 LOB: 1 BB: 0 P: 6	R: 0 E: 0 K: 0 S: 4 H: 1 LOB: 1 BB: 0 P: 4	R: 3 E: 0 K: 0 S: 8 H: 5 LOB: 3 BB: 1 P: 12	R: 0 E: 0 K: 0 S: 4 H: 2 LOB: 1 BB: 0 P: 4	R: 0 E: 0 K: 0 S: 3 H: 0 LOB: 0 BB: 0 P: 3	R: 0 E: 0 K: 0 S: 5 H: 2 LOB: 2 BB: 0 P: 5	1B: 12 2B: 6 3B: 0 HR: 0 SF: 0 SAC: 0 DP: 2 HBP: 0						

livebaseballscorecards.com

AB	40
R	5
H	16
RBI	5
BB	1
SO	0
LOB	24

WP: 0 PB: 0 SB: 0 CS: 1 PA: 41

PITCHER		IP	WLS	BF	H	R	ER	SO	BB	IBB	HBP	BLK	WP	HR	S	P	ERA	WHIP
Ed Lynch, R ERA: 3.65	(1, 1)	5.0		25	11	5	5	0	0	1	0	0	0	0	24	28	9.00	2.200
Jesse Orosco, L ERA: 1.25	(6, 1)	2.0		8	3	0	0	0	0	0	0	0	0	0	8	8	0.00	1.500
Doug Sisk, R ERA: 2.63	(8, 1)	2.0	W	8	2	0	0	0	0	0	0	0	0	0	8	8	0.00	1.000

PITCHER	IP	WLS	BF	H	R	ER	SO	BB	IBB	HBP	BLK	WP	HR	S	P	ERA	WHIP

BOTTOM

Houston Astros @ New York Mets

Shea Stadium, Flushing, NY

Sun Jul 10 1983, 3:33 AM EDT

Att. 15,467 - Unknown

Batter	1	2	3	4	5	6	7	8	9	AB	R	H	RBI	BB	SO	LOB
José Oquendo, S (1, 6) OBP: 0.298, SLG: 0.274	x 0-0 ① F7	x 0-0 E5 2-3			x 0-0 CS 1B		B B B B 4-0 BB 1-2 2-3 BB	S S S 0-3 ③ K		3	0	1	0	0	0	1
Bob Bailor, R (7, PH) OBP: 0.283, SLG: 0.300										0	0	0	0	0	0	0
Rusty Staub, L (7, PH) OBP: 0.432, SLG: 0.435										0	0	0	0	1	0	0
Tucker Ashford, R (7, PR) (8, 4) OBP: 0.208, SLG: 0.190										1	0	0	0	0	1	1
Mookie Wilson, S (1, 8) OBP: 0.277, SLG: 0.328	x 0-0 ② 5-3	x 0-0 ③ F8			x 0-0 ② ③ 5-3 1-2		S S S 0-3 ② K			4	0	0	0	0	1	6
Keith Hernandez, L (1, 3) OBP: 0.367, SLG: 0.441	x 0-0 ③ F2		x 0-0 ① L5			x 0-0 ① F8	B B B B 4-0 1-2 2-3 3-H BB			3	0	0	1	1	0	0
George Foster, R (1, 7) OBP: 0.304, SLG: 0.442		x 0-0 BB 1B FC5-2 1B	x 0-0 ② 5-3			x 0-0 SF8 3B	x 0-0 ③ F9			4	1	2	0	0	0	3
Hubie Brooks, R (1, 5) OBP: 0.309, SLG: 0.374		x 0-0 FC5-2 BB 1-2 BLK 1B	S S S 0-3 ③ K			x 0-0 ② SF8 3-H		x 0-0 HR 1B		3	2	2	1	0	1	0
Darryl Strawberry, L (1, 9) OBP: 0.276, SLG: 0.410		B B B 4-0 BLK FC5-2 1-2 2-3 1B BB		S S S 0-3 ① K		S S S 0-3 ③ K		x 0-0 1-H HR		3	2	1	2	1	2	0
Brian Giles, R (1, 4) (8, 6) OBP: 0.315, SLG: 0.299		x 0-0 ① FC5-2 BLK 1B 1-2 2-3 3-Hf		S S S 0-3 ② K			x 0-0 BB BB BB 1B	S S S 0-3 ① K		4	2	1	0	0	2	3
Junior Ortiz, R (1, 2) OBP: 0.204, SLG: 0.170		x 0-0 E 1-H 2-H 3-H 1B		x 0-0 ③ F2			x 0-0 ① F3	S S S 0-3 ② K		4	0	1	2	0	1	1
Ed Lynch, R (1, 1) OBP: 0.172, SLG: 0.143		x 0-0 ② 1-3			x 0-0 ① 2-3		B B B B 4-0 BB BB 1-2 BB	x 0-0 1B		2	0	0	0	0	0	1
Jesse Orosco, R (6, 1) OBP: 0.286, SLG: 0.286										0	0	0	0	0	0	0
Dave Kingman, R (7, PH) OBP: 0.273, SLG: 0.427										0	0	0	0	1	0	0
Doug Sisk, R (8, 1) OBP: 0.500, SLG: 0.500										1	0	1	0	0	0	0
Inning Stats	R: 0 E: 0 K: 0 S: 3 H: 0 LOB: 0 BB: 0 P: 3	R: 3 E: 1 K: 0 S: 7 H: 3 LOB: 2 BB: 1 P: 11	R: 0 E: 0 K: 1 S: 5 H: 0 LOB: 0 BB: 0 P: 5	R: 0 E: 0 K: 2 S: 7 H: 0 LOB: 0 BB: 0 P: 7	R: 0 E: 0 K: 0 S: 3 H: 1 LOB: 0 BB: 0 P: 3	R: 1 E: 0 K: 1 S: 6 H: 1 LOB: 0 BB: 0 P: 6	R: 1 E: 0 K: 1 S: 6 H: 1 LOB: 3 BB: 3 P: 18	R: 2 E: 0 K: 3 S: 12 H: 3 LOB: 1 BB: 0 P: 12		1B: 7 2B: 0 3B: 1 HR: 1	SF: 1 SAC: 0 DP: 0 HBP: 0					

livebaseballscorecards.com

AB	32
R	7
H	9
RBI	6
BB	4
SO	8
LOB	16

PITCHER		IP	WLS	BF	H	R	ER	SO	BB	IBB	HBP	BLK	WP	HR	S	P	ERA	WHIP
Bob Knepper, L ERA: 3.34	(1, 1)	6.1		27	6	5	5	4	2	0	0	1	0	0	33	41	7.11	1.263
Dave Smith, R ERA: 3.64	(7, 1)	0.0		1	0	0	0	0	1	0	0	0	0	0	0	4	∞	∞
Frank DiPino, L ERA: 2.54	(7, 1)	0.2		3	0	0	0	1	1	0	0	0	0	0	4	8	0.00	1.500
Bill Dawley, R ERA: 2.4	(8, 1)	1.0	L	6	3	2	2	3	0	0	0	0	0	1	12	12	18.00	3.000

PITCHER		IP	WLS	BF	H	R	ER	SO	BB	IBB	HBP	BLK	WP	HR	S	P	ERA	WHIP

Batter	1	2	3	4	5	6	7	8	9	AB	R	H	RBI	BB	SO	LOB
Eddie Milner, L (1, 8) OBP: 0.349, SLG: 0.349	x 0-0 ① L6			x 0-0 S 1B 1B		B B B B 4-0 1B HR BB	x 0-0 2B 3B		S S S 0-3 ① K	4	3	2	0	1	1	0
Paul Householder, S (1, 9) OBP: 0.325, SLG: 0.383	S S S 0-3 ② K			x 0-0 ① F8 1-2		x 0-0 S S S 1-2 HR 1B	0-3 ① K		x 0-0 ② 6-3	5	1	1	0	0	2	2
Gary Redus, R (1, 7) OBP: 0.350, SLG: 0.473	x 0-0 ③ L5			x 0-0 ② F8		S S S 0-3 ① K	x 0-0 G3 3-H 2B		x 0-0 ③ 5-3	5	0	1	1	0	1	3
Dan Driessen, L (1, 3) OBP: 0.395, SLG: 0.415		x 0-0 ① 4-3		x 0-0 2-H 1B		x 0-0 1-H 2-H HR	4-0 G3 IBB			3	1	2	4	1	0	0
Ron Oester, S (1, 4) OBP: 0.322, SLG: 0.410		x 0-0 ② F7		x 0-0 ③ F7		x 0-0 1B E 1B	x 0-0 ② G3 1-2 2-3			4	1	1	0	0	0	3
Nick Esasky, R (1, 5) OBP: 0.349, SLG: 0.526		x 0-0 ③ F9			x 0-0 ① L5	x 0-0 ② F4	x 0-0 ③ L7			4	0	0	0	0	0	3
Alan Knicely, R (1, 2) OBP: 0.368, SLG: 0.344			x 0-0 ① F9		x 0-0 1B	x 0-0 1-2 E 1B		x 0-0 ① F8		4	0	2	0	0	0	0
Tom Foley, L (1, 6) OBP: 0.302, SLG: 0.298			x 0-0 ② F7		x 0-0 ② F5	x 0-0 E3 FC6 1-2 2-H		x 0-0 ② G3		4	0	0	0	0	0	2
Frank Pastore, R (1, 1) OBP: 0.214, SLG: 0.222			x 0-0 ③ 3-1		x 0-0 ③ 4-3	x 0-0 ③ FC6 1-2f		S S S 0-3 ③ K		4	0	0	0	0	1	3
Ben Hayes, R (9, 1)										0	0	0	0	0	0	0
Bill Scherrer, L (9, 1) OBP: 0.286, SLG: 0.167										0	0	0	0	0	0	0
Inning Stats	R: 0 E: 0 K: 1 S: 5 H: 0 LOB: 0 BB: 0 P: 5	R: 0 E: 0 K: 0 S: 3 H: 0 LOB: 0 BB: 0 P: 3	R: 0 E: 0 K: 0 S: 3 H: 0 LOB: 0 BB: 0 P: 3	R: 1 E: 0 K: 0 S: 5 H: 2 LOB: 1 BB: 0 P: 5	R: 0 E: 0 K: 0 S: 4 H: 1 LOB: 1 BB: 0 P: 4	R: 4 E: 1 K: 1 S: 10 H: 4 LOB: 2 BB: 1 P: 14	R: 1 E: 0 K: 1 S: 7 H: 2 LOB: 2 BB: 1 P: 11	R: 0 E: 0 K: 1 S: 5 H: 0 LOB: 0 BB: 0 P: 5	R: 0 E: 0 K: 1 S: 5 H: 0 LOB: 0 BB: 0 P: 5	1B: 6 2B: 1 3B: 1 HR: 1	SF: 0 SAC: 0 DP: 0 HBP: 0						

TOP

Cincinnati Reds @ New York Mets

Shea Stadium, Flushing, NY

Tue Jul 12 1983, 7:05 PM EDT

Att. 11,800 - Unknown

livebaseballscorecards.com

AB	37
R	6
H	9
RBI	5
BB	2
SO	5
LOB	16

WP: 0 PB: 0 SB: 1 CS: 0 PA: 39

PITCHER		IP	WLS	BF	H	R	ER	SO	BB	IBB	HBP	BLK	WP	HR	S	P	ERA	WHIP
Mike Torrez, R ERA: 4.39	(1, 1)	6.0	L	27	7	5	4	2	1	0	0	0	0	1	30	34	6.00	1.333
Scott Holman, R ERA: 4.09	(7, 1)	1.0		6	2	1	1	1	0	1	0	0	0	0	7	11	9.00	2.000
Tom Gorman, L ERA: 5.02	(8, 1)	1.0		3	0	0	0	1	0	0	0	0	0	0	5	5	0.00	0.000
Carlos Diaz, L ERA: 2.79	(9, 1)	1.0		3	0	0	0	1	0	0	0	0	0	0	5	5	0.00	0.000

PITCHER	IP	WLS	BF	H	R	ER	SO	BB	IBB	HBP	BLK	WP	HR	S	P	ERA	WHIP

Cincinnati Reds @ New York Mets

Shea Stadium, Flushing, NY

Tue Jul 12 1983, 7:05 PM EDT

Att. 11,800 - Unknown

BOTTOM

Batter	1	2	3	4	5	6	7	8	9	AB	R	H	RBI	BB	SO	LOB
José Oquendo, S (1, 6) OBP: 0.297, SLG: 0.274	F8			CS 1B		6-3		F8		4	0	1	0	0	0	0
Mookie Wilson, S (1, 8) OBP: 0.283, SLG: 0.333	F7			BB 1B 1-2		1B			2B SF9 1B	4	1	3	0	0	0	0
Keith Hernandez, L (1, 3) OBP: 0.368, SLG: 0.443	4-3			FC4-6 BB 1-2		F9			1-3 2B	3	0	1	0	1	0	1
George Foster, R (1, 7) OBP: 0.303, SLG: 0.438		G4-6-3 BB		F7			5-3		K	3	0	0	0	1	1	4
Hubie Brooks, R (1, 5) OBP: 0.306, SLG: 0.371		G4-6-3 1-2f		FC4-6 1-2f			4-3		SF9 3-H	3	0	0	1	0	0	3
Darryl Strawberry, L (1, 9) OBP: 0.275, SLG: 0.403		K			L4		K		BB	3	0	0	0	1	2	0
Brian Giles, R (1, 4) OBP: 0.312, SLG: 0.295			6-3		F7			F7	G3	3	0	0	0	0	0	0
Rusty Staub, L (9, PH) OBP: 0.427, SLG: 0.429										1	0	0	0	0	0	2
Junior Ortiz, R (1, 2) OBP: 0.192, SLG: 0.160			K		1-3			K		3	0	0	0	0	2	0
Mike Torrez, R (1, 1) OBP: 0.091, SLG: 0.063			K			K		HR		1	0	0	0	0	1	0
Mark Bradley, R (6, PH) OBP: 0.286, SLG: 0.400										1	0	0	0	0	1	0
Scott Holman, R (7, 1) OBP: 0.222, SLG: 0.222										0	0	0	0	0	0	0
Tom Gorman, L (8, 1) OBP: 0.500, SLG: 0.500										0	0	0	0	0	0	0
Danny Heep, L (8, PH) OBP: 0.370, SLG: 0.443										1	1	1	1	0	0	0
Carlos Diaz, R (9, 1)										0	0	0	0	0	0	0
Inning Stats	R: 0 E: 0 K: 0 S: 3 — H: 0 LOB: 0 BB: 0 P: 3	R: 0 E: 0 K: 1 S: 4 — H: 0 LOB: 0 BB: 1 P: 8	R: 0 E: 0 K: 2 S: 7 — H: 0 LOB: 0 BB: 0 P: 7	R: 0 E: 0 K: 0 S: 4 — H: 2 LOB: 2 BB: 1 P: 8	R: 0 E: 0 K: 0 S: 3 — H: 0 LOB: 0 BB: 0 P: 3	R: 0 E: 0 K: 1 S: 6 — H: 1 LOB: 1 BB: 0 P: 6	R: 0 E: 0 K: 1 S: 5 — H: 0 LOB: 0 BB: 0 P: 5	R: 1 E: 0 K: 1 S: 6 — H: 1 LOB: 0 BB: 0 P: 6	R: 1 E: 0 K: 1 S: 7 — H: 2 LOB: 2 BB: 1 P: 11	1B: 4 2B: 1 3B: 0 HR: 1 — SF: 1 SAC: 0 DP: 1 HBP: 0						

	AB	30
	R	2
	H	6
	RBI	2
	BB	3
	SO	7
	LOB	10

WP: 0 PB: 0 SB: 0 CS: 1 PA: 34

livebaseballscorecards.com

PITCHER		IP	WLS	BF	H	R	ER	SO	BB	IBB	HBP	BLK	WP	HR	S	P	ERA	WHIP
Frank Pastore, R ERA: 5.91	(1, 1)	8.0	W	30	6	2	2	6	2	0	0	0	0	1	40	48	2.25	1.000
Ben Hayes, R ERA: 5.89	(9, 1)	0.2		3	0	0	0	1	1	0	0	0	0	0	4	8	0.00	1.500
Bill Scherrer, L ERA: 2.76	(9, 1)	0.1	S	1	0	0	0	0	0	0	0	0	0	0	1	1	0.00	0.000

PITCHER	IP	WLS	BF	H	R	ER	SO	BB	IBB	HBP	BLK	WP	HR	S	P	ERA	WHIP

Batter	1	2	3	4	5	6	7	8	9	AB	R	H	RBI	BB	SO	LOB
Eddie Milner, L (1, 8) OBP: 0.351, SLG: 0.358	0-0 1B 3B		0-0 F8 ③		0-0 2-H 3-H 1B			0-0 6-3 ①		4	1	2	2	0	0	0
Dave Concepcion, R (1, 6) OBP: 0.291, SLG: 0.278	0-0 G5-4-3 3-H 1B			S S S 0-3 K ①	0-0 F3 ③			0-0 BB 1B		4	0	2	1	0	1	1
Gary Redus, R (1, 7) OBP: 0.352, SLG: 0.471	0-0 G5-4-3 ① ② 1-2f			0-0 6-3 ②		0-0 CS 1B		B B B B 4-0 1-2 BB		3	0	1	0	1	0	1
Dan Driessen, L (1, 3) OBP: 0.397, SLG: 0.414	0-0 4-3 ③			B B B 4-0 BB		0-0 1-2 1B ①		0-0 F3 ②		3	0	1	0	1	0	2
Ron Oester, S (1, 4) OBP: 0.322, SLG: 0.408		0-0 L1-3 1B		0-0 L7 ③		S S S 0-3 K ②		S S S 0-3 K ③		4	0	1	0	0	2	4
Nick Esasky, R (1, 5) OBP: 0.333, SLG: 0.500		S S S 0-3 K ①			0-0 F8 ①	0-0 F9 ③			S S S 0-3 K ①	4	0	0	0	0	2	2
Paul Householder, S (1, 9) OBP: 0.324, SLG: 0.380		0-0 L1-3 ② ③ 1-2			0-0 E 1B 1B		0-0 F8 ①		0-0 G3 ②	4	1	1	0	0	0	1
Alan Knicely, R (1, 2) OBP: 0.363, SLG: 0.338			S S S 0-3 K ①		0-0 E5 1-3 1B 1B		0-0 5-3 ②		0-0 5-3 ③	4	1	1	0	0	1	0
Joe Price, R (1, 1) OBP: 0.132, SLG: 0.083			0-0 6-3 ②		0-0 B2-3 ②		0-0 6-3 ③			3	0	0	0	0	0	2
Inning Stats	R: 1 E: 0 K: 0 S: 4 H: 2 LOB: 0 BB: 0 P: 4	R: 0 E: 0 K: 1 S: 5 H: 1 LOB: 0 BB: 0 P: 5	R: 0 E: 0 K: 1 S: 5 H: 0 LOB: 0 BB: 0 P: 5	R: 0 E: 0 K: 1 S: 5 H: 0 LOB: 1 BB: 1 P: 9	R: 2 E: 1 K: 0 S: 6 H: 3 LOB: 1 BB: 0 P: 6	R: 0 E: 0 K: 1 S: 6 H: 2 LOB: 1 BB: 0 P: 6	R: 0 E: 0 K: 0 S: 3 H: 0 LOB: 0 BB: 0 P: 3	R: 0 E: 0 K: 1 S: 6 H: 1 LOB: 2 BB: 1 P: 10	R: 0 E: 0 K: 1 S: 5 H: 0 LOB: 0 BB: 0 P: 5	1B: 8 2B: 1 3B: 1 HR: 0	SF: 0 SAC: 0 DP: 2 HBP: 0						

TOP

Cincinnati Reds @ New York Mets

Shea Stadium, Flushing, NY

Wed Jul 13 1983, 7:05 PM EDT

Att. 11,218 - Unknown

livebaseballscorecards.com

AB	33
R	3
H	9
RBI	3
BB	2
SO	6
LOB	13

WP: 0 PB: 0 SB: 0 CS: 1 PA: 35

PITCHER		IP	WLS	BF	H	R	ER	SO	BB	IBB	HBP	BLK	WP	HR	S	P	ERA	WHIP
Walt Terrell, R ERA: 4.78	(1, 1)	6.0	L	24	8	3	2	4	1	0	0	0	0	0	31	35	3.00	1.500
Jesse Orosco, L ERA: 1.21	(7, 1)	2.0		8	1	0	0	1	1	0	0	0	0	0	9	13	0.00	1.000
Doug Sisk, R ERA: 2.59	(9, 1)	1.0		3	0	0	0	1	0	0	0	0	0	0	5	5	0.00	0.000

PITCHER	IP	WLS	BF	H	R	ER	SO	BB	IBB	HBP	BLK	WP	HR	S	P	ERA	WHIP

Cincinnati Reds @ New York Mets

Shea Stadium, Flushing, NY

Wed Jul 13 1983, 7:05 PM EDT

Att. 11,218 - Unknown

BOTTOM

Batter	1	2	3	4	5	6	7	8	9	AB	R	H	RBI	BB	SO	LOB
José Oquendo, S (1, 6) OBP: 0.293, SLG: 0.269	K			K		F9		4-3		3	0	0	0	0	2	0
Rusty Staub, L (8, PH) OBP: 0.422, SLG: 0.423										1	0	0	0	0	0	2
Doug Sisk, R (9, 1) OBP: 0.500, SLG: 0.500										0	0	0	0	0	0	0
Mookie Wilson, S (1, 8) OBP: 0.279, SLG: 0.330	6-3			F3		F8			4-3	4	0	0	0	0	0	0
Keith Hernandez, L (1, 3) OBP: 0.364, SLG: 0.437	F7			K			F7		F9	4	0	0	0	0	1	0
George Foster, R (1, 7) OBP: 0.303, SLG: 0.445		L6			HR		F7		F9	4	1	1	1	0	0	0
Hubie Brooks, R (1, 5) OBP: 0.306, SLG: 0.370		4-3			E 1B		5-3			3	0	1	0	0	0	0
Darryl Strawberry, L (1, 9) OBP: 0.271, SLG: 0.397		F6			6-3 1-2			K		3	0	0	0	0	1	1
Bob Bailor, R (1, 4) (9, 6) OBP: 0.277, SLG: 0.294			E5 B1-6-4		F8			F8		3	0	0	0	0	0	1
Junior Ortiz, R (1, 2) OBP: 0.185, SLG: 0.154			F9		K			1B BB		2	0	0	0	0	1	2
Brian Giles, R (8, PH) OBP: 0.314, SLG: 0.295 (9, 4)										0	0	0	0	1	0	0
Walt Terrell, L (1, 1)			B1-6-4 1-2f			K				1	0	0	0	0	0	1
Mark Bradley, R (6, PH) OBP: 0.333, SLG: 0.394										1	0	0	0	0	1	0
Jesse Orosco, R (7, 1) OBP: 0.286, SLG: 0.286										0	0	0	0	0	0	0
Dave Kingman, R (8, PH) OBP: 0.276, SLG: 0.429								1-2 1B		1	0	1	0	0	0	0
Tucker Ashford, R (9, 2) OBP: 0.208, SLG: 0.190										0	0	0	0	0	0	0

Inning Stats	1	2	3	4	5	6	7	8	9
	R: 0 E: 0 K: 1 S: 5	H: 0 LOB: 0 BB: 0 P: 5	R: 0 E: 0 K: 0 S: 3	H: 0 LOB: 0 BB: 0 P: 3	R: 0 E: 1 K: 0 S: 3	H: 0 LOB: 0 BB: 0 P: 3	R: 0 E: 0 K: 2 S: 7	H: 0 LOB: 0 BB: 0 P: 7	R: 1 E: 1 K: 1 S: 7	H: 2 LOB: 1 BB: 0 P: 7	R: 0 E: 0 K: 1 S: 5	H: 0 LOB: 0 BB: 0 P: 5	R: 0 E: 0 K: 0 S: 3	H: 0 LOB: 0 BB: 0 P: 3	R: 0 E: 0 K: 1 S: 6	H: 1 LOB: 2 BB: 1 P: 10	R: 0 E: 0 K: 0 S: 3	H: 0 LOB: 0 BB: 0 P: 3

	AB	30
	R	1
	H	3
	RBI	1
	BB	1
	SO	6
	LOB	7

1B: 2 SF: 0
2B: 0 SAC: 0
3B: 0 DP: 1
HR: 1 HBP: 0

WP: 0 PA: 31
PB: 0
SB: 0
CS: 0

livebaseballscorecards.com

PITCHER	IP	WLS	BF	H	R	ER	SO	BB	IBB	HBP	BLK	WP	HR	S	P	ERA	WHIP
Joe Price, L (1, 1) ERA: 2.73	9.0	W	31	3	1	1	6	1	0	0	0	0	1	42	46	1.00	0.444

PITCHER	IP	WLS	BF	H	R	ER	SO	BB	IBB	HBP	BLK	WP	HR	S	P	ERA	WHIP

Cincinnati Reds @ New York Mets

Shea Stadium, Flushing, NY

Thu Jul 14 1983, 7:05 PM EDT

Att. 9,994 - Unknown

TOP

livebaseballscorecards.com

Batter	1	2	3	4	5	6	7	8	9	AB	R	H	RBI	BB	SO	LOB
Eddie Milner, L (1, 8) OBP: 0.349, SLG: 0.356	F7		6-3 S 1B		F3	F9			F7	4	1	1	0	0	0	1
Cesar Cedeno, R (9, PH) OBP: 0.294, SLG: 0.362										1	0	0	0	0	0	1
Dave Concepcion, R (1, 6) OBP: 0.293, SLG: 0.278	1B BB		6-3 1-3		BB S 1B		K		K	4	1	1	0	1	2	2
Gary Redus, R (1, 7) OBP: 0.354, SLG: 0.467	K		S 1B BB		1B BB 1-2		1-3			2	2	0	0	2	1	1
Dan Driessen, L (1, 3) OBP: 0.404, SLG: 0.418	1-3 1B		G4-3 1B 1-H 3-H		1B BB 1-2 2-3		K			3	0	2	2	1	1	0
Ron Oester, S (1, 4) OBP: 0.321, SLG: 0.406	K		G4-3 1-2f		1B 1-2 2-H 3-H			F4		4	0	1	2	0	1	3
Nick Esasky, R (1, 5) OBP: 0.330, SLG: 0.488		6-3 1B		6-3	K			K		4	0	1	0	0	2	2
Paul Householder, S (1, 9) OBP: 0.322, SLG: 0.378		F3		K		SH1-3 S 1B		6-3		4	0	1	0	0	1	1
Alan Knicely, R (1, 2) OBP: 0.345, SLG: 0.319		6-3 1-2		K	K 1-2				K	4	0	0	0	0	3	2
Charlie Puleo, R (1, 1) OBP: 0.240, SLG: 0.136		4-3			K	SH1-3 2-3			1B	2	0	0	0	0	1	1
Bill Scherrer, L (7, 1) OBP: 0.286, SLG: 0.167										0	0	0	0	0	0	0
Johnny Bench, R (9, PH) OBP: 0.306, SLG: 0.402										1	0	1	0	0	0	0

	AB	33
	R	4
	H	8
	RBI	4
	BB	4
	SO	12
	LOB	14

Inning Stats																		
	R: 0	H: 1	R: 0	H: 1	R: 2	H: 2	R: 0	H: 0	R: 2	H: 2	R: 0	H: 1	R: 0	H: 0	R: 0	H: 0	R: 0	H: 1
	E: 0	LOB: 2	E: 0	LOB: 1	E: 0	LOB: 0	E: 0	LOB: 0	E: 0	LOB: 2	E: 0	LOB: 1	E: 0	LOB: 0	E: 0	LOB: 0	E: 0	LOB: 1
	K: 2	BB: 1	K: 0	BB: 0	K: 0	BB: 1	K: 2	BB: 0	K: 2	BB: 2	K: 1	BB: 0	K: 2	BB: 0	K: 1	BB: 0	K: 2	BB: 0
	S: 8	P: 12	S: 4	P: 4	S: 4	P: 8	S: 7	P: 7	S: 9	P: 17	S: 6	P: 6	S: 7	P: 7	S: 5	P: 5	S: 8	P: 8

	1B: 8	SF: 0	WP: 0	PA: 38
	2B: 0	SAC: 1	PB: 0	
	3B: 0	DP: 1	SB: 4	
	HR: 0	HBP: 0	CS: 0	

PITCHER		IP	WLS	BF	H	R	ER	SO	BB	IBB	HBP	BLK	WP	HR	S	P	ERA	WHIP
Tom Seaver, R ERA: 3.72	(1, 1)	6.0	W	28	7	4	4	7	4	0	0	0	0	0	38	54	6.00	1.833
Jesse Orosco, L ERA: 1.15	(7, 1)	3.0	S	10	1	0	0	5	0	0	0	0	0	0	20	20	0.00	0.333

PITCHER	IP	WLS	BF	H	R	ER	SO	BB	IBB	HBP	BLK	WP	HR	S	P	ERA	WHIP

Cincinnati Reds @ New York Mets

Shea Stadium, Flushing, NY

Thu Jul 14 1983, 7:05 PM EDT

Att. 9,994 - Unknown

BOTTOM

Batter	1	2	3	4	5	6	7	8	9	AB	R	H	RBI	BB	SO	LOB
Bob Bailor, R (1, 6) OBP: 0.282, SLG: 0.299	0-0 4-3 S G3 1B		0-0 ① 6-3		0-0 ① F8	0-0 ③ F8		0-0 ② F4		1	1	1	0	0	0	0
José Oquendo, S (2, 6) OBP: 0.287, SLG: 0.263										4	0	0	0	0	0	0
Mookie Wilson, S (1, 8) OBP: 0.284, SLG: 0.331	0-0 ① 4-3 1-3		1-0 S HBP		0-0 S HR 1B		0-0 ① 5-3	0-0 1B		4	1	2	0	0	0	1
Keith Hernandez, L (1, 3) OBP: 0.365, SLG: 0.444	0-0 ② G3 3-H		4-0 1-2 BB		0-0 1-H HR		0-0 ② F8	0-0 ③ 6-3		4	1	1	3	1	0	1
George Foster, R (1, 7) OBP: 0.302, SLG: 0.446	0-0 ③ L7		0-0 ② F6		0-3 ② K		0-0 1B 2B			4	1	1	0	0	1	2
Hubie Brooks, R (1, 5) OBP: 0.305, SLG: 0.367		0-0 ① F8	0-3 ③ K		0-0 ③ F9		4-0 1B IBB			3	0	0	0	1	1	2
Darryl Strawberry, L (1, 9) OBP: 0.285, SLG: 0.406		0-0 S 1B 1B		4-0 SH3 S FC6-2 BB		0-0 HR 1B	0-0 1-3 2-H BB 1B			3	2	3	1	1	0	0
Brian Giles, R (1, 4) OBP: 0.314, SLG: 0.292		0-0 ② F3 1-2		0-0 ① SH3 1-3		0-0 ① F4	4-0 1-2 BB			2	0	0	0	1	0	2
Junior Ortiz, R (1, 2) OBP: 0.196, SLG: 0.167		0-0 2-H 1B		0-0 ② FC6-2 FC6-4 3-H		0-0 ② F5	0-0 ③ F8			2	0	1	1	0	0	1
Danny Heep, L (6, PH) OBP: 0.368, SLG: 0.439										1	0	0	0	0	0	1
Ron Hodges, L (7, 2) OBP: 0.361, SLG: 0.227										1	0	0	0	0	0	3
Tom Seaver, R (1, 1) OBP: 0.225, SLG: 0.297		0-0 ③ 5-3		0-0 ③ FC6-4 1-2f		0-0 1-H HR		0-0 ① L4		2	0	0	0	0	0	2
Rusty Staub, L (6, PH) OBP: 0.429, SLG: 0.472										1	1	1	2	0	0	0
Jesse Orosco, R (7, 1) OBP: 0.250, SLG: 0.250										1	0	0	0	0	0	0
Inning Stats	R: 1 E: 0 K: 0 S: 4 H: 1 LOB: 0 BB: 0 P: 4	R: 1 E: 0 K: 0 S: 5 H: 2 LOB: 1 BB: 0 P: 5	R: 0 E: 0 K: 1 S: 5 H: 0 LOB: 2 BB: 1 P: 10	R: 0 E: 0 K: 0 S: 3 H: 0 LOB: 1 BB: 1 P: 7	R: 2 E: 0 K: 1 S: 7 H: 2 LOB: 0 BB: 0 P: 7	R: 2 E: 0 K: 0 S: 5 H: 2 LOB: 0 BB: 0 P: 5	R: 1 E: 0 K: 0 S: 5 H: 2 LOB: 3 BB: 2 P: 13	R: 0 E: 0 K: 0 S: 4 H: 1 LOB: 1 BB: 0 P: 4		1B: 7 2B: 1 3B: 0 HR: 2		SF: 0 SAC: 1 DP: 0 HBP: 1		WP: 0 PB: 0 SB: 5 CS: 0	PA: 39	

livebaseballscorecards.com

AB	33
R	7
H	10
RBI	7
BB	4
SO	2
LOB	15

PITCHER		IP	WLS	BF	H	R	ER	SO	BB	IBB	HBP	BLK	WP	HR	S	P	ERA	WHIP
Charlie Puleo, R ERA: 5.22	(1, 1)	6.0	L	28	7	6	6	2	2	0	1	0	0	2	29	38	9.00	1.500
Bill Scherrer, L ERA: 2.82	(7, 1)	2.0		11	3	1	1	0	1	1	0	0	0	0	9	17	4.50	2.000

PITCHER	IP	WLS	BF	H	R	ER	SO	BB	IBB	HBP	BLK	WP	HR	S	P	ERA	WHIP

Batter	1	2	3	4	5	6	7	8	9	AB	R	H	RBI	BB	SO	LOB
José Oquendo, S (1, 6) OBP: 0.291, SLG: 0.268	x 0-0 CS 1B		S S S 0-3 ② K			x 0-0 G6-4-3 1B		x 0-0 ③ 6-3		4	0	2	0	0	1	1
Mookie Wilson, S (1, 8) OBP: 0.281, SLG: 0.328	S S S 0-3 ① ② K 1-2		x 0-0 ③ 6-3			x 0-0 ① F9			x 0-0 ① 5-3	4	0	0	0	0	1	2
Keith Hernandez, L (1, 3) OBP: 0.363, SLG: 0.440	B B B B 4-0 BB			x 0-0 ① L7		x 0-0 ② ③ G6-4-3 1-2f			x 0-0 ② F9	3	0	0	0	1	0	1
George Foster, R (1, 7) OBP: 0.299, SLG: 0.440	S S S 0-3 ③ K			x 0-0 ② 6-3			x 0-0 ① F7		x 0-0 ③ 6-3	4	0	0	0	0	1	1
Dave Kingman, R (1, 9) OBP: 0.272, SLG: 0.423		S S S 0-3 ① K		x 0-0 ③ F8			x 0-0 ② F3			3	0	0	0	0	1	0
Hubie Brooks, R (1, 5) OBP: 0.305, SLG: 0.367		x 0-0 FC6-4 1B			x 0-0 ① F8		x 0-0 ③ 6-3			3	0	1	0	0	0	0
Brian Giles, R (1, 4) OBP: 0.318, SLG: 0.297		S S 0-3 ② K			x 0-0 FC6-4 1B			x 0-0 4-3 1B		3	0	2	0	0	1	1
Junior Ortiz, R (1, 2) OBP: 0.190, SLG: 0.161 Mark Bradley, R (8, PH) OBP: 0.329, SLG: 0.388 Ron Hodges, L (8, 2) OBP: 0.361, SLG: 0.227		x 0-0 ③ FC6-4 1-2f			x 0-0 ② FC6-4 1-2f			S S S 0-3 ① K		2 1 0	0 0 0	0 0 0	0 0 0	0 1 0	0 1 0	2 1 0
Ed Lynch, R (1, 1) OBP: 0.161, SLG: 0.133 Carlos Diaz, R (5, 1) Rusty Staub, L (8, PH) OBP: 0.424, SLG: 0.466 Tom Gorman, L (8, 1) OBP: 0.500, SLG: 0.500			S S S 0-3 ① K		S S S 0-3 ③ K			x 0-0 ② 4-3 1-2		2 0 1 0	0 0 0 0	0 0 0 0	0 0 0 0	0 0 0 0	2 0 0 0	1 0 1 0
Inning Stats	R: 0 H: 1 E: 0 LOB: 1 K: 2 BB: 1 S: 7 P: 11	R: 0 H: 1 E: 0 LOB: 1 K: 2 BB: 0 S: 8 P: 8	R: 0 H: 0 E: 0 LOB: 0 K: 2 BB: 0 S: 7 P: 7	R: 0 H: 0 E: 0 LOB: 0 K: 0 BB: 0 S: 3 P: 3	R: 0 H: 1 E: 0 LOB: 1 K: 1 BB: 0 S: 6 P: 6	R: 0 H: 1 E: 0 LOB: 0 K: 0 BB: 0 S: 3 P: 3	R: 0 H: 0 E: 0 LOB: 0 K: 0 BB: 0 S: 3 P: 3	R: 0 H: 1 E: 0 LOB: 1 K: 1 BB: 0 S: 6 P: 6	R: 0 H: 0 E: 0 LOB: 0 K: 0 BB: 0 S: 3 P: 3	1B: 5 2B: 0 3B: 0 HR: 0	SF: 0 SAC: 0 DP: 1 HBP: 0					

PITCHER	IP	WLS	BF	H	R	ER	SO	BB	IBB	HBP	BLK	WP	HR	S	P	ERA	WHIP
Bob Knepper, L (1, 1) ERA: 3.11	9.0	W	31	5	0	0	8	1	0	0	0	0	0	46	50	0.00	0.667

PITCHER	IP	WLS	BF	H	R	ER	SO	BB	IBB	HBP	BLK	WP	HR	S	P	ERA	WHIP

TOP

New York Mets @ Houston Astros

Astrodome, Houston, TX

Fri Jul 15 1983, 8:05 PM EDT

Att. 19,661 - Dome

livebaseballscorecards.com

AB	30
R	0
H	5
RBI	0
BB	1
SO	8
LOB	11

WP: 0 PA: 31
PB: 0
SB: 0
CS: 1

New York Mets @ Houston Astros

Astrodome, Houston, TX

Fri Jul 15 1983, 8:05 PM EDT

Att. 19,661 - Dome

BOTTOM

Batter	1	2	3	4	5	6	7	8	9	AB	R	H	RBI	BB	SO	LOB
Omar Moreno, L (1, 8) OBP: 0.286, SLG: 0.337	G3	1B 3B 1-H 3-H		BB 1B		3-1		SF9 3B		4	2	2	2	1	0	0
Terry Puhl, L (1, 9) OBP: 0.357, SLG: 0.435	F7	FC6-4 1B 3-H		WP 1B 1-3		K		SF9 3-H		4	0	2	2	0	1	0
Dickie Thon, R (1, 6) OBP: 0.361, SLG: 0.480	FC6-4 1B	FC6-4 1-2f		FC4-6 IBB 1-2		F6		5-3		4	0	1	0	1	0	1
Phil Garner, R (1, 5) OBP: 0.325, SLG: 0.368	FC6-4 1-2f		S 1B	F4			1-3	5-3		5	0	1	0	0	0	4
Jose Cruz, L (1, 7) OBP: 0.384, SLG: 0.454		6-3	L9	FC4-6 1-2f			6-3			4	0	0	0	0	0	4
Ray Knight, R (1, 3) OBP: 0.391, SLG: 0.507		FC1-6 1B 1B 1B	L8 1-2		CS HBP 1B		1B 3B			4	2	3	0	0	0	1
Bill Doran, S (1, 4) OBP: 0.364, SLG: 0.349		FC1-6 1-2	IBB		F7		S 3-H			3	0	2	1	1	0	1
George Bjorkman, R (1, 2) OBP: 0.444, SLG: 0.533		FC1-6 1B 3B 1-2f 2-3	F6		HBP 1-2		IBB 1-2			2	1	0	0	1	0	4
Bob Knepper, L (1, 1) OBP: 0.227, SLG: 0.357		3B 1B 1-3 3-H		5-3	F8 2-3		F8			4	1	1	1	0	0	4
Inning Stats	R: 0 E: 0 K: 0 S: 4 H: 1 LOB: 1 BB: 0 P: 4	R: 4 E: 0 K: 0 S: 8 H: 5 LOB: 1 BB: 0 P: 8	R: 0 E: 0 K: 0 S: 4 H: 1 LOB: 2 BB: 1 P: 8	R: 0 E: 0 K: 0 S: 4 H: 1 LOB: 3 BB: 2 P: 12	R: 0 E: 0 K: 0 S: 3 H: 1 LOB: 1 BB: 0 P: 4	R: 0 E: 0 K: 1 S: 5 H: 0 LOB: 0 BB: 0 P: 5	R: 1 E: 0 K: 0 S: 5 H: 2 LOB: 2 BB: 1 P: 9	R: 1 E: 0 K: 0 S: 4 H: 1 LOB: 0 BB: 0 P: 4		1B: 9 2B: 0 3B: 3 HR: 0 SF: 1 SAC: 0 DP: 0 HBP: 1						

livebaseballscorecards.com

AB	34
R	6
H	12
RBI	6
BB	4
SO	1
LOB	19

WP: 1 PB: 0 SB: 2 CS: 1 PA: 40

PITCHER		IP	WLS	BF	H	R	ER	SO	BB	IBB	HBP	BLK	WP	HR	S	P	ERA	WHIP
Ed Lynch, R ERA: 3.86	(1, 1)	4.1	L	26	9	4	4	0	1	2	1	0	1	0	22	35	8.31	2.308
Carlos Diaz, L ERA: 2.82	(5, 1)	2.2		10	2	1	1	1	0	1	0	0	0	0	11	15	3.38	0.750
Tom Gorman, L ERA: 5.28	(8, 1)	1.0		4	1	1	1	0	0	0	0	0	0	0	4	4	9.00	1.000

PITCHER	IP	WLS	BF	H	R	ER	SO	BB	IBB	HBP	BLK	WP	HR	S	P	ERA	WHIP

Batter	1	2	3	4	5	6	7	8	9	AB	R	H	RBI	BB	SO	LOB
José Oquendo, S (1, 6) OBP: 0.286, SLG: 0.263	F8		K			F9		4-3		4	0	0	0	0	1	0
Mookie Wilson, S (1, 8) OBP: 0.278, SLG: 0.324	6-3		4-3			F7			K	4	0	0	0	0	1	0
Keith Hernandez, L (1, 3) OBP: 0.362, SLG: 0.438	4-3			4-3		4-3			G5-3 1B	4	0	1	0	0	0	0
George Foster, R (1, 7) OBP: 0.301, SLG: 0.441		BB 1B G6-4-3 1B		4-3			4-3		1-2 1B	4	1	2	0	0	0	0
Hubie Brooks, R (1, 5) OBP: 0.308, SLG: 0.368		G6-4-3 BB 1-2 1B		6-3			1B		G5-3 2-3f	4	0	2	0	0	0	2
Darryl Strawberry, L (1, 9) OBP: 0.286, SLG: 0.402		B B B B			L6		F8			2	0	0	0	1	0	1
Brian Giles, R (1, 4) OBP: 0.316, SLG: 0.295		G6-4-3 1-2f 2-3 3-H			F8		G3			2	0	0	0	0	0	2
Rusty Staub, L (7, PH) OBP: 0.419, SLG: 0.459										1	0	0	0	0	0	1
Tucker Ashford, R (7, 4) OBP: 0.208, SLG: 0.190										0	0	0	0	0	0	0
Ron Hodges, L (1, 2) OBP: 0.361, SLG: 0.236		F8			2B			6-3		3	0	1	0	0	0	1
Mike Torrez, R (1, 1) OBP: 0.086, SLG: 0.059			K		F8			K		2	0	0	0	0	1	1
Danny Heep, L (8, PH) OBP: 0.365, SLG: 0.436										1	0	0	0	0	1	0
Doug Sisk, R (8, 1) OBP: 0.500, SLG: 0.500										0	0	0	0	0	0	0
Inning Stats	R: 0 E: 0 K: 0 S: 3 H: 0 LOB: 0 BB: 0 P: 3	R: 1 E: 0 K: 0 S: 4 H: 2 LOB: 1 BB: 1 P: 8	R: 0 E: 0 K: 2 S: 7 H: 0 LOB: 0 BB: 0 P: 7	R: 0 E: 0 K: 0 S: 3 H: 0 LOB: 0 BB: 0 P: 3	R: 0 E: 0 K: 0 S: 4 H: 1 LOB: 1 BB: 0 P: 4	R: 0 E: 0 K: 0 S: 3 H: 0 LOB: 0 BB: 0 P: 3	R: 0 E: 0 K: 0 S: 4 H: 1 LOB: 1 BB: 0 P: 4	R: 0 E: 0 K: 1 S: 5 H: 0 LOB: 0 BB: 0 P: 5	R: 0 E: 0 K: 1 S: 6 H: 2 LOB: 1 BB: 0 P: 6	1B: 5 2B: 1 3B: 0 HR: 0 SF: 0 SAC: 0 DP: 2 HBP: 0						

PITCHER	IP	WLS	BF	H	R	ER	SO	BB	IBB	HBP	BLK	WP	HR	S	P	ERA	WHIP
Mike Scott, R (1, 1) ERA: 3.31	8.1	W	31	6	1	1	4	1	0	0	0	0	0	38	42	1.08	0.840
Frank DiPino, L (9, 1) ERA: 2.5	0.2	S	1	0	0	0	0	0	0	0	0	0	0	1	1	0.00	0.000

PITCHER	IP	WLS	BF	H	R	ER	SO	BB	IBB	HBP	BLK	WP	HR	S	P	ERA	WHIP

New York Mets @ Houston Astros

Astrodome, Houston, TX

Sat Jul 16 1983, 8:05 PM EDT

Att. 34,557 - Dome

TOP

livebaseballscorecards.com

AB	31
R	1
H	6
RBI	0
BB	1
SO	4
LOB	8

New York Mets @ Houston Astros

Astrodome, Houston, TX

Sat Jul 16 1983, 8:05 PM EDT

Att. 34,557 - Dome

BOTTOM

livebaseballscorecards.com

Batter	1	2	3	4	5	6	7	8	9	AB	R	H	RBI	BB	SO	LOB
Omar Moreno, L (1, 8) OBP: 0.291, SLG: 0.341	BBBB 4-0 4-3 S 4-3 BB		x 0-0 1-4-3 2B			BBBB 4-0 SH 2B BB	SSS 0-3 ② K			2	2	1	0	2	1	0
Terry Puhl, L (1, 9) OBP: 0.357, SLG: 0.433	x 0-0 ① 4-3 1-3		x 0-0 ② 1-4-3 2-3			x 0-0 SH 1-2 2B	x 0-0 S 1B			3	1	1	0	0	0	2
Dickie Thon, R (1, 6) OBP: 0.362, SLG: 0.482	x 0-0 ② 4-3 3-H		x 0-0 ③ 5-3			x 0-0 F8 1-H 2-H 2B	4-0 1-2 IBB			3	0	1	3	1	0	1
Phil Garner, R (1, 5) OBP: 0.324, SLG: 0.367	x 0-0 S 1B			SSS 0-3 ① K2-3		x 0-0 ① F8 2-3	x 0-0 ③ 6-3			4	0	1	0	0	1	3
Jose Cruz, L (1, 7) OBP: 0.385, SLG: 0.453	x 0-0 ③ 6-3 1-2			x 0-0 ② F9		4-0 S IBB		x 0-0 G6-3 1B		3	0	1	0	1	0	1
Ray Knight, R (1, 3) OBP: 0.386, SLG: 0.500		x 0-0 ① 5-3		x 0-0 ③ F9		SSS 0-3 ② K 1-2		x 0-0 ① F8		4	0	0	0	0	1	3
Bill Doran, S (1, 4) OBP: 0.362, SLG: 0.346		SSS 0-3 ② K			x 0-0 ① 4-3	4-0 IBB		x 0-0 ②③ G6-3 1-2f		3	0	0	0	1	1	1
George Bjorkman, R (1, 2) OBP: 0.381, SLG: 0.444		x 0-0 ③ F3			x 0-0 ② 6-3	SSS 0-3 ③ K				3	0	0	0	0	1	3
Mike Scott, R (1, 1) OBP: 0.074, SLG: 0.074 Frank DiPino, L (9, 1) OBP: 0.400, SLG: 0.500			SSS 0-3 ① K		SSS 0-3 ③ K		x 0-0 ① 6-3			3 0	0 0	0 0	0 0	0 0	2 0	0 0
Inning Stats	R: 1 H: 1 E: 0 LOB: 1 K: 0 BB: 1 S: 4 P: 8	R: 0 H: 0 E: 0 LOB: 0 K: 1 BB: 0 S: 5 P: 5	R: 0 H: 1 E: 0 LOB: 1 K: 1 BB: 0 S: 6 P: 6	R: 0 H: 0 E: 0 LOB: 0 K: 1 BB: 0 S: 5 P: 5	R: 0 H: 0 E: 0 LOB: 0 K: 1 BB: 0 S: 5 P: 5	R: 2 H: 1 E: 1 LOB: 3 K: 2 BB: 3 S: 9 P: 21	R: 0 H: 1 E: 0 LOB: 2 K: 1 BB: 1 S: 6 P: 10	R: 0 H: 1 E: 0 LOB: 0 K: 0 BB: 0 S: 3 P: 3		1B: 3 SF: 0 2B: 2 SAC: 1 3B: 0 DP: 1 HR: 0 HBP: 0						

	AB	28
	R	3
	H	5
	RBI	3
	BB	5
	SO	7
	LOB	14

WP: 0 PA: 34
PB: 0
SB: 4
CS: 0

PITCHER		IP	WLS	BF	H	R	ER	SO	BB	IBB	HBP	BLK	WP	HR	S	P	ERA	WHIP
Mike Torrez, R ERA: 4.29	(1, 1)	7.0	L	31	4	3	2	7	2	3	0	0	0	0	40	60	2.57	0.857
Doug Sisk, R ERA: 2.54	(8, 1)	1.0		3	1	0	0	0	0	0	0	0	0	0	3	3	0.00	1.000

PITCHER	IP	WLS	BF	H	R	ER	SO	BB	IBB	HBP	BLK	WP	HR	S	P	ERA	WHIP

Batter	1	2	3	4	5	6	7	8	9	AB	R	H	RBI	BB	SO	LOB
Danny Heep, L (1, 8) OBP: 0.363, SLG: 0.438	x 0-0 ① F7		x 0-0 ②③ G6-4-3 1-2f		x 0-0 4-3 2B		x 0-0 ① L4		S S S 0-3 ②③ K 1-2	4	0	1	0	0	0	1
Jesse Orosco, R (7, 1) OBP: 0.222, SLG: 0.222										1	0	0	0	0	1	1
Hubie Brooks, R (1, 5) OBP: 0.311, SLG: 0.369	S S S 0-3 ② K			x 0-0 S 3B 1B	H 1-0 4-3 HBP		x 0-0 ② 6-3			2	1	1	0	0	1	0
Bob Bailor, R (5, PR) (5, 4) OBP: 0.280, SLG: 0.297										1	0	0	0	0	0	0
Keith Hernandez, L (1, 3) OBP: 0.361, SLG: 0.434	B B B B 4-0 FC5-4 BB			S S S 0-3 ① K 1-2	x 0-0 ② 4-3 1-2 2-3		x 0-0 ③ F7			3	0	0	0	1	1	3
George Foster, R (1, 7) OBP: 0.300, SLG: 0.437	x 0-0 ③ FC5-4 1-2f			B B B B 4-0 3B BB	x 0-0 ③ 6-3			x 0-0 ① 5-3		3	1	0	0	1	0	4
Darryl Strawberry, L (1, 9) OBP: 0.285, SLG: 0.409		S S S 0-3 ① K		x 0-0 SH2-4 1-H 2-H 3B		x 0-0 ① 6-3		x 0-0 ② F7		4	1	1	2	0	1	0
Ron Hodges, L (1, 2) OBP: 0.365, SLG: 0.234		x 0-0 ② L5		x 0-0 ② SH2-4 3-H		B B B B 4-0 1B BB		B B B B 4-0 BB		1	0	0	1	2	0	0
Tucker Ashford, R (1, 4) (5, 5) OBP: 0.250, SLG: 0.208		x 0-0 ③ G3		B B B B 4-0 BB		x 0-0 WP 1-3 1B		x 0-0 ③ F7		3	0	1	0	1	0	1
José Oquendo, S (1, 6) OBP: 0.285, SLG: 0.263			x 0-0 ① 6-3	x 0-0 ③ 5-3		S S S 0-3 ② K 1-2			x 0-0 FC4 1B	4	0	1	0	0	1	3
Walt Terrell, L (1, 1)			B B B B 4-0 G6-4-3 BB		S S S 0-3 ① K	x 0-0 ③ 6-3			x 0-0 ① FC4 CS 1-2f	2	0	0	0	1	1	2
Mookie Wilson, S (7, 8) OBP: 0.277, SLG: 0.323										1	0	0	0	0	0	1

TOP

New York Mets @ Houston Astros

Astrodome, Houston, TX

Sun Jul 17 1983, 8:05 PM EDT

Att. 31,049 - Dome

livebaseballscorecards.com

AB	29
R	3
H	5
RBI	3
BB	6
SO	6
LOB	16

Inning Stats																				
	R: 0	H: 0	R: 0	H: 0	R: 0	H: 0	R: 3	H: 2	R: 0	H: 1	R: 0	H: 1	R: 0	H: 0	R: 0	H: 0	R: 0	H: 1	1B: 3	SF: 0	WP: 1	PA: 37
	E: 0	LOB: 1	E: 0	LOB: 0	E: 0	LOB: 0	E: 0	LOB: 1	E: 0	LOB: 3	E: 0	LOB: 2	E: 0	LOB: 0	E: 0	LOB: 1	E: 0	LOB: 0	2B: 1	SAC: 1	PB: 0	
	K: 1	BB: 1	K: 1	BB: 0	K: 0	BB: 1	K: 1	BB: 2	K: 1	BB: 0	K: 1	BB: 1	K: 0	BB: 0	K: 0	BB: 1	K: 1	BB: 0	3B: 1	DP: 1	SB: 1	
	S: 5	P: 9	S: 5	P: 5	S: 2	P: 6	S: 7	P: 15	S: 6	P: 7	S: 6	P: 10	S: 3	P: 3	S: 3	P: 7	S: 5	P: 5	HR: 0	HBP: 1	CS: 1	

PITCHER		IP	WLS	BF	H	R	ER	SO	BB	IBB	HBP	BLK	WP	HR	S	P	ERA	WHIP
Nolan Ryan, R ERA: 2.24	(1, 1)	6.0	L	27	4	3	3	5	5	0	1	0	1	0	31	52	4.50	1.500
Michael LaCoss, R ERA: 4.93	(7, 1)	1.0		3	0	0	0	0	0	0	0	0	0	0	3	3	0.00	0.000
Bill Dawley, R ERA: 2.44	(8, 1)	2.0		7	1	0	0	1	1	0	0	0	0	0	8	12	0.00	1.000

PITCHER	IP	WLS	BF	H	R	ER	SO	BB	IBB	HBP	BLK	WP	HR	S	P	ERA	WHIP

New York Mets @ Houston Astros

Astrodome, Houston, TX

Sun Jul 17 1983, 8:05 PM EDT

Att. 31,049 - Dome

BOTTOM

Batter	1	2	3	4	5	6	7	8	9	AB	R	H	RBI	BB	SO	LOB
Omar Moreno, L (1, 8) OBP: 0.291, SLG: 0.340	0-0 FC4-6 1B		0-3 K		0-0 G3			0-3 K		4	0	1	0	0	2	0
Terry Puhl, L (1, 9) OBP: 0.350, SLG: 0.425	0-0 FC4-6 (FC1-6, 1B) 1-2f		0-0 3-1			0-0 4-3		0-0 F8		4	0	0	0	0	0	1
Dickie Thon, R (1, 6) OBP: 0.364, SLG: 0.482	0-0 FC1-6 1B 1-2			0-0 F8		0-0 F6		0-0 1B		4	0	2	0	0	0	0
Phil Garner, R (1, 5) OBP: 0.324, SLG: 0.369	0-0 FC1-6 1-2f 2-3			0-0 6-3		0-0 3B 2B		0-3 K		4	1	1	0	0	1	3
Jose Cruz, L (1, 7) OBP: 0.389, SLG: 0.459	0-0 3-1			B B B B 4-0 S BB		0-0 2-H 3B			B B B B 4-0 FC6-4 BB	2	0	1	1	2	0	2
Ray Knight, R (1, 3) OBP: 0.384, SLG: 0.495 Craig Reynolds, L (9, PR) OBP: 0.267, SLG: 0.295		0-0 F9		B B B B 4-0 1-2 BB		0-0 L7			0-0 FC6-4 (G6-4-3) 1-2f	3 0	0 0	0 0	0 0	1 0	0 0	2 0
Bill Doran, S (1, 4) OBP: 0.358, SLG: 0.341		0-0 3-1		0-0 G3			0-0 F5		0-0 G6-4-3 1-2f	4	0	0	0	0	0	3
George Bjorkman, R (1, 2) OBP: 0.333, SLG: 0.381		0-0 4-3			0-0 3-1		0-3 K			3	0	0	0	0	1	0
Nolan Ryan, R (1, 1) OBP: 0.057, SLG: 0.029 Michael LaCoss, R (7, 1) OBP: 0.067, SLG: 0.034 Tony Scott, S (7, PH) OBP: 0.241, SLG: 0.292 Bill Dawley, R (8, 1) OBP: 0.333, SLG: 0.333			0-0 L4		0-0 F6		0-3 K			2 0 1 0	0 0 0 0	0 0 0 0	0 0 0 0	0 0 1 0	0 0 0 0	0 0 0 0

livebaseballscorecards.com

AB	31
R	1
H	5
RBI	1
BB	3
SO	5
LOB	11

Inning Stats	1	2	3	4	5	6	7	8	9
	R: 0 E: 0 K: 0 S: 5	H: 2 LOB: 2 BB: 0 P: 5	R: 0 E: 0 K: 0 S: 3	H: 0 LOB: 0 BB: 0 P: 3	R: 0 E: 0 K: 1 S: 5	H: 0 LOB: 0 BB: 0 P: 5	R: 0 E: 0 K: 0 S: 3	H: 0 LOB: 2 BB: 2 P: 11	R: 0 E: 0 K: 0 S: 3	H: 0 LOB: 0 BB: 0 P: 3
	R: 1 E: 0 K: 0 S: 5	H: 2 LOB: 1 BB: 0 P: 5	R: 0 E: 0 K: 2 S: 7	H: 0 LOB: 0 BB: 0 P: 7	R: 0 E: 0 K: 2 S: 8	H: 1 LOB: 1 BB: 0 P: 8	R: 0 E: 0 K: 0 S: 2	H: 0 LOB: 1 BB: 1 P: 6		

1B: 3 2B: 1 3B: 1 HR: 0 | SF: 0 SAC: 0 DP: 1 HBP: 0 | WP: 0 PB: 0 SB: 1 CS: 0 | PA: 34

PITCHER		IP	WLS	BF	H	R	ER	SO	BB	IBB	HBP	BLK	WP	HR	S	P	ERA	WHIP
Walt Terrell, R ERA: 4.26	(1, 1)	6.0	W	24	4	1	1	1	2	0	0	0	0	0	24	32	1.50	1.000
Jesse Orosco, L ERA: 1.1	(7, 1)	3.0	S	10	1	0	0	4	1	0	0	0	0	0	17	21	0.00	0.667

PITCHER	IP	WLS	BF	H	R	ER	SO	BB	IBB	HBP	BLK	WP	HR	S	P	ERA	WHIP

New York Mets @ Atlanta Braves

Atlanta-Fulton County Stadium, Atlanta, GA

Mon Jul 18 1983, 7:05 PM EDT

Att. 19,463 - Unknown

TOP

livebaseballscorecards.com

Batter	1	2	3	4	5	6	7	8	9	AB	R	H	RBI	BB	SO	LOB
Mookie Wilson, S (1, 8) OBP: 0.277, SLG: 0.322	6-3	E9 2-H 3-H 1B		F7			K 1-2			4	0	1	2	0	1	1
Bob Bailor, R (1, 4) OBP: 0.280, SLG: 0.295	6-3	1B 1B 1B		6-3			K			4	1	1	0	0	1	0
Danny Heep, L (1, 3) (5, 9) OBP: 0.366, SLG: 0.447	1B 2B	1B 1-2 1B			K			4-3		4	1	2	0	0	1	0
George Foster, R (1, 7) OBP: 0.303, SLG: 0.438	BB 2-H 1B	1-3 2-H 1B			4-3			5-3		4	0	2	2	0	0	0
Darryl Strawberry, L (1, 9) OBP: 0.286, SLG: 0.405 Doug Sisk, R (5, 1) OBP: 0.500, SLG: 0.500 Rusty Staub, L (8, PH) OBP: 0.414, SLG: 0.453 Craig Swan, R (8, 1) OBP: 0.105, SLG: 0.105	B B B B 1-2 BB	4-3			4-3			F7		2 0 1 0	0 0 0 0	0 0 0 0	0 0 0 0	1 0 0 0	0 0 0 0	2 0 0 0
Ron Hodges, L (1, 2) OBP: 0.363, SLG: 0.235	1-3		K		K		K		4-3 G3 1B	4	0	1	0	0	2	2
Tucker Ashford, R (1, 5) OBP: 0.250, SLG: 0.214		SH1-4 1B 1B 1B	4-3			F3			G3 1-2	4	1	1	0	0	0	1
José Oquendo, S (1, 6) OBP: 0.284, SLG: 0.262		SH1-4 1-2 1B 1B	5-3			F9			4-3 2-3	4	1	1	0	0	0	1
Tom Gorman, L (1, 1) OBP: 0.333, SLG: 0.333 Keith Hernandez, L (5, 3) OBP: 0.362, SLG: 0.434		SH1-4 1-2 2-3		5-3			CS 1B		K	1 2	0 0	0 1	0 0	0 0	0 1	0 1

	AB	34
	R	4
	H	10
	RBI	4
	BB	1
	SO	6
	LOB	8

Inning Stats																		
	R: 1	H: 2	R: 3	H: 6	R: 0	H: 0	R: 0	H: 0	R: 0	H: 0	R: 0	H: 1	R: 0	H: 0	R: 0	H: 1	1B: 9	SF: 0	WP: 0	PA: 36
	E: 0	LOB: 2	E: 1	LOB: 2	E: 0	LOB: 0	E: 0	LOB: 0	E: 0	LOB: 0	E: 0	LOB: 0	E: 0	LOB: 0	E: 0	LOB: 1	2B: 1	SAC: 1	PB: 0	
	K: 0	BB: 1	K: 0	BB: 0	K: 1	BB: 0	K: 0	BB: 0	K: 1	BB: 0	K: 2	BB: 0	K: 0	BB: 0	K: 1	BB: 0	3B: 0	DP: 0	SB: 0	
	S: 5	P: 9	S: 8	P: 8	S: 5	P: 5	S: 3	P: 3	S: 5	P: 5	S: 5	P: 7	S: 3	P: 3	S: 6	P: 6	HR: 0	HBP: 0	CS: 1	

PITCHER		IP	WLS	BF	H	R	ER	SO	BB	IBB	HBP	BLK	WP	HR	S	P	ERA	WHIP
Craig McMurtry, R ERA: 3.17	(1, 1)	1.2		12	7	4	4	0	1	0	0	0	0	0	11	15	21.60	4.800
Rick Camp, R ERA: 3.66	(2, 1)	3.1	W	11	1	0	0	2	0	0	0	0	0	0	15	15	0.00	0.300
Donnie Moore, R ERA: 3.4	(6, 1)	3.0		9	1	0	0	3	0	0	0	0	0	0	15	15	0.00	0.333
Steve Bedrosian, R ERA: 2.79	(9, 1)	1.0	S	4	1	0	0	1	0	0	0	0	0	0	6	6	0.00	1.000

PITCHER	IP	WLS	BF	H	R	ER	SO	BB	IBB	HBP	BLK	WP	HR	S	P	ERA	WHIP

New York Mets @ Atlanta Braves

Atlanta-Fulton County Stadium, Atlanta, GA

Mon Jul 18 1983, 7:05 PM EDT

Att. 19,463 - Unknown

livebaseballscorecards.com

BOTTOM

Batter	1	2	3	4	5	6	7	8	9	AB	R	H	RBI	BB	SO	LOB
Rafael Ramirez, R (1, 6) OBP: 0.330, SLG: 0.345	5-3		4-3		F6	FC4-6 BB 1-2f		SH2-3 1-2		4	0	0	0	0	0	3
Jerry Royster, R (1, 7) (9, 5) OBP: 0.342, SLG: 0.371	F9		F7		WP 1-H 2-H 3B	FC4-6 1-2 BB		2B 2-H		4	1	2	3	1	0	0
Dale Murphy, R (1, 8) OBP: 0.415, SLG: 0.567	F7		K		BLK 1B 3-H BB	FC4-6 1-2f		G5-4-3 IBB		3	1	0	0	2	1	2
Bob Horner, R (1, 5) OBP: 0.396, SLG: 0.530 Steve Bedrosian, R (9, 1)		PB 1B 1B		F8	1B BB 1-H 1B		SH1-3 BB BB	G5-4-3 1-2f		4 0	1 0	2 0	1 0	1 0	0 0	2 0
Chris Chambliss, L (1, 3) OBP: 0.382, SLG: 0.502		K 1-2		F6	1B 1-2 BB		SH1-3 1-2 BB			2	0	0	0	2	1	1
Terry Harper, R (1, 9) OBP: 0.356, SLG: 0.415		2B 2-H 1B		F8	1-2 2-3 1B		SH1-3 1-2 2-3			3	1	2	1	0	0	0
Glenn Hubbard, R (1, 4) OBP: 0.343, SLG: 0.397		F7			FC5-4 1B K		G6-4-3 IBB			3	0	1	0	1	1	4
Bruce Benedict, R (1, 2) OBP: 0.366, SLG: 0.339		2B 1-H			FC5-4 BB 1-2f 3B	F9	G6-4-3 1-2f			4	1	1	1	0	0	4
Craig McMurtry, R (1, 1) OBP: 0.114, SLG: 0.071 Rick Camp, R (2, 1) OBP: 0.061, SLG: 0.065 Randy Johnson, R (5, PH) OBP: 0.455, SLG: 0.444 Donnie Moore, L (6, 1) OBP: 0.571, SLG: 0.571 Mike Jorgensen, L (8, PH) OBP: 0.286, SLG: 0.325 Brett Butler, L (9, 7) OBP: 0.343, SLG: 0.397		5-3			3B 1-2 BB	FC4-6 1B		SH2-3 2B BB		0 1 0 1 0 0 0	0 0 1 0 1 0 0	0 0 0 0 0 0 0	0 0 0 0 1 0 0	0 0 0 0 0 0 0	0 1 0 0 0 0 0	0 1 0 0 0 0 0
Inning Stats	R: 0 E: 0 K: 0 S: 3 H: 0 LOB: 0 BB: 0 P: 3	R: 2 E: 0 K: 1 S: 8 H: 3 LOB: 1 BB: 0 P: 8	R: 0 E: 0 K: 1 S: 5 H: 0 LOB: 0 BB: 0 P: 5	R: 0 E: 0 K: 0 S: 3 H: 0 LOB: 0 BB: 0 P: 3	R: 4 E: 0 K: 1 S: 9 H: 4 LOB: 3 BB: 3 P: 21	R: 0 E: 0 K: 0 S: 4 H: 1 LOB: 2 BB: 1 P: 8	R: 0 E: 0 K: 0 S: 2 H: 0 LOB: 2 BB: 3 P: 14	R: 1 E: 0 K: 0 S: 3 H: 1 LOB: 1 BB: 2 P: 11		1B: 6 2B: 2 3B: 1 HR: 0 SF: 0 SAC: 2 DP: 2 HBP: 0						

	AB	29
	R	7
	H	9
	RBI	6
	BB	9
	SO	3
	LOB	17

WP: 1 PB: 1 SB: 0 CS: 0 PA: 40

PITCHER		IP	WLS	BF	H	R	ER	SO	BB	IBB	HBP	BLK	WP	HR	S	P	ERA	WHIP
Tom Gorman, L ERA: 6.3	(1, 1)	4.2	L	20	5	5	5	2	1	0	0	0	0	0	23	27	9.64	1.286
Doug Sisk, R ERA: 2.59	(5, 1)	2.1		15	3	1	1	1	5	1	0	1	1	0	11	35	3.86	3.429
Craig Swan, R ERA: 5.1	(8, 1)	1.0		5	1	1	1	0	1	1	0	0	0	0	3	11	9.00	2.000

PITCHER	IP	WLS	BF	H	R	ER	SO	BB	IBB	HBP	BLK	WP	HR	S	P	ERA	WHIP

Batter	1	2	3	4	5	6	7	8	9	AB	R	H	RBI	BB	SO	LOB
Bob Bailor, R (1, 4) (7, 6) OBP: 0.279, SLG: 0.294	4-3		6-3		1B	SH1-3 1-2 3-H		E6 1B		4	1	1	1	0	0	1
Danny Heep, L (1, 8) OBP: 0.363, SLG: 0.441	F7		4-3		1B	6-3		F9		4	0	1	0	0	0	1
Mookie Wilson, S (8, PH) (8, 8) OBP: 0.276, SLG: 0.322					1-2					1	0	0	0	0	0	2
Keith Hernandez, L (1, 3) OBP: 0.362, SLG: 0.432	3-1		F7		1-3 2-H 1B		BBBB 1B BB	F6		4	1	1	1	1	0	2
George Foster, R (1, 7) OBP: 0.307, SLG: 0.440		HR 1B		HR 1B	F4		SSS K	1-2 2-3 1B		5	2	3	0	0	1	3
Darryl Strawberry, L (1, 9) OBP: 0.288, SLG: 0.435		1-H HR		1-H HR	SSS K		L9	4-3		5	2	2	4	0	1	6
Scott Holman, R (8, 1) OBP: 0.222, SLG: 0.222										0	0	0	0	0	0	0
Tucker Ashford, R (1, 5) OBP: 0.270, SLG: 0.242		F8		G6-4-3 1B	4-3		1B 1-3		6-3	5	0	2	0	0	0	2
José Oquendo, S (1, 6) OBP: 0.285, SLG: 0.263		E4 E		G6-4-3 1-2f		1B SH1-3 1B	1-2 3-H 1B		F3	3	1	1	0	0	0	1
Dave Kingman, R (7, PH) OBP: 0.275, SLG: 0.426										1	0	1	1	0	0	0
Brian Giles, R (7, 4) OBP: 0.315, SLG: 0.293										1	0	0	0	0	0	0
Junior Ortiz, R (1, 2) OBP: 0.206, SLG: 0.180		E4 G1-6-3 1-2		1B		SH1-3 1-3 1B	L9		5-3	5	0	2	0	0	0	3
Tom Seaver, R (1, 1) OBP: 0.209, SLG: 0.275		G1-6-3 1-2f		SSS K		SSS K		E5 1B		3	0	0	0	0	2	5
Jesse Orosco, R (6, 1) OBP: 0.222, SLG: 0.222										0	0	0	0	0	0	0
Doug Sisk, R (7, 1) OBP: 0.500, SLG: 0.500										0	0	0	0	0	0	0
Mark Bradley, R (8, PH) (8, 9) OBP: 0.325, SLG: 0.382										1	0	0	0	0	0	0
Inning Stats	R: 0 E: 0 K: 0 S: 3 H: 0 LOB: 0 BB: 0 P: 3	R: 2 E: 2 K: 0 S: 6 H: 2 LOB: 1 BB: 0 P: 6	R: 0 E: 0 K: 0 S: 3 H: 0 LOB: 0 BB: 0 P: 3	R: 2 E: 0 K: 1 S: 8 H: 4 LOB: 1 BB: 0 P: 8	R: 1 E: 0 K: 1 S: 8 H: 3 LOB: 2 BB: 0 P: 8	R: 1 E: 0 K: 1 S: 7 H: 2 LOB: 1 BB: 0 P: 7	R: 1 E: 0 K: 1 S: 7 H: 2 LOB: 2 BB: 1 P: 11	R: 0 E: 2 K: 0 S: 6 H: 1 LOB: 3 BB: 0 P: 6	R: 0 E: 0 K: 0 S: 3 H: 0 LOB: 0 BB: 0 P: 3	1B: 12 2B: 0 3B: 0 HR: 2 SF: 0 SAC: 1 DP: 2 HBP: 0						

TOP

New York Mets @ Atlanta Braves

Atlanta-Fulton County Stadium, Atlanta, GA

Tue Jul 19 1983, 7:05 PM EDT

Att. 17,599 - Unknown

livebaseballscorecards.com

AB	42
R	7
H	14
RBI	7
BB	1
SO	4
LOB	26

WP: 0	PA: 44
PB: 0	
SB: 0	
CS: 0	

PITCHER		IP	WLS	BF	H	R	ER	SO	BB	IBB	HBP	BLK	WP	HR	S	P	ERA	WHIP
Pascual Perez, R ERA: 2.79	(1, 1)	4.0		20	8	5	5	1	0	0	0	0	0	2	22	22	11.25	2.000
Ken Dayley, L ERA: 3.76	(5, 1)	1.0		4	1	0	0	1	0	0	0	0	0	0	6	6	0.00	1.000
Tony Brizzolara, R ERA: 5.4	(6, 1)	1.0	W	5	2	1	1	1	0	0	0	0	0	0	7	7	9.00	2.000
Terry Forster, L ERA: 2.41	(7, 1)	2.0		12	3	1	1	1	1	0	0	0	0	0	13	17	4.50	2.000
Steve Bedrosian, R ERA: 2.75	(9, 1)	1.0		3	0	0	0	0	0	0	0	0	0	0	3	3	0.00	0.000

PITCHER	IP	WLS	BF	H	R	ER	SO	BB	IBB	HBP	BLK	WP	HR	S	P	ERA	WHIP

Batter	1	2	3	4	5	6	7	8	9	AB	R	H	RBI	BB	SO	LOB
Brett Butler, L (1, 7) OBP: 0.340, SLG: 0.394	F8		6-3 2-3		F9	FC6-4 CS 1-2f	1-2 2-H 1B			5	1	1	1	0	0	2
Jerry Royster, R (1, 6) OBP: 0.343, SLG: 0.395	6-3		SF8 3-H			HR 1-H 1B	FC6-5 2-3f			4	1	2	3	0	0	2
Claudell Washington, L (1, 9) OBP: 0.324, SLG: 0.414	E4 S		PO 1B			1B 2B 1B 4-3		4-3		5	1	2	0	0	0	1
Dale Murphy, R (1, 8) OBP: 0.415, SLG: 0.563	F8 1-2		PO 1-2	6-3		1-2 2B 1B BBBB	2B 2B BB	F9		4	2	1	0	1	0	1
Bob Horner, R (1, 5) OBP: 0.399, SLG: 0.537		F8		BBBB WP BB		1B 1-H 2-H E 2B	1-3 2B 2B	SSS K		4	2	2	2	1	1	0
Chris Chambliss, L (1, 3) OBP: 0.386, SLG: 0.512		2B		SSS K 1-2		2-3 E 1B	2-H 3-H 1B 2B			4	2	3	2	0	1	1
Glenn Hubbard, R (1, 4) OBP: 0.342, SLG: 0.401		L9		4-3		1-H 3-H E4 3B	F9			4	1	1	2	0	0	3
Bruce Benedict, R (1, 2) OBP: 0.361, SLG: 0.333		L9			F8	F9	FC6-5 E6 1B			4	0	0	0	0	0	2
Pascual Perez, R (1, 1) OBP: 0.149, SLG: 0.149 Ken Davley, L (5, 1) OBP: 0.188, SLG: 0.071 Mike Jorgensen, L (5, PH) OBP: 0.292, SLG: 0.317 Tony Brizzolara, R (6, 1) Randy Johnson, R (6, PH) OBP: 0.471, SLG: 0.464 Terry Forster, L (7, 1) OBP: 0.750, SLG: 1.000 Steve Bedrosian, R (9, 1)			E5 6-3 SF8 1B		SSS K		FC6-4 1B F7			1 0 1 0 1 1 0	1 0 0 0 0 0 0	1 0 0 0 0 0 0	0 0 0 0 0 0 2	0 0 1 0 0 0 0	0 0 0 0 0 0 0	0 0 0 0 0 2 0
Inning Stats	R: 0 E: 1 K: 0 S: 4 H: 0 LOB: 1 BB: 0 P: 4	R: 0 E: 0 K: 0 S: 4 H: 1 LOB: 1 BB: 0 P: 4	R: 1 E: 1 K: 0 S: 4 H: 2 LOB: 0 BB: 0 P: 4	R: 0 E: 0 K: 1 S: 5 H: 0 LOB: 1 BB: 1 P: 9	R: 0 E: 0 K: 1 S: 5 H: 0 LOB: 0 BB: 0 P: 5	R: 7 E: 1 K: 0 S: 11 H: 8 LOB: 1 BB: 0 P: 11	R: 3 E: 1 K: 0 S: 7 H: 3 LOB: 2 BB: 1 P: 11	R: 0 E: 0 K: 1 S: 5 H: 0 LOB: 0 BB: 0 P: 5		1B: 8 2B: 4 3B: 1 HR: 1 SF: 1 SAC: 0 DP: 0 HBP: 0			WP: 1 PB: 0 SB: 1 CS: 1	PA: 42		

PITCHER		IP	WLS	BF	H	R	ER	SO	BB	IBB	HBP	BLK	WP	HR	S	P	ERA	WHIP
Tom Seaver, R ERA: 3.85	(1, 1)	5.0		23	7	5	4	2	1	0	0	0	1	1	26	30	7.20	1.600
Jesse Orosco, L ERA: 1.62	(6, 1)	1.0	L	10	6	6	4	0	1	0	0	0	0	0	9	13	36.00	7.000
Doug Sisk, R ERA: 2.55	(7, 1)	1.0		5	1	0	0	0	0	0	0	0	0	0	5	5	0.00	1.000
Scott Holman, R ERA: 4.02	(8, 1)	1.0		3	0	0	0	1	0	0	0	0	0	0	5	5	0.00	0.000

PITCHER	IP	WLS	BF	H	R	ER	SO	BB	IBB	HBP	BLK	WP	HR	S	P	ERA	WHIP

BOTTOM

New York Mets @ Atlanta Braves

Atlanta-Fulton County Stadium, Atlanta, GA

Tue Jul 19 1983, 7:05 PM EDT

Att. 17,599 - Unknown

livebaseballscorecards.com

AB	38
R	11
H	14
RBI	10
BB	2
SO	3
LOB	14

Batter	1	2	3	4	5	6	7	8	9	AB	R	H	RBI	BB	SO	LOB
Bob Bailor, R (1, 4) (7, 5) OBP: 0.282, SLG: 0.297	K		F9 2-H 1B		F9	K		1B 1-2 1B		5	0	2	1	0	2	3
Mookie Wilson, S (1, 8) OBP: 0.278, SLG: 0.323	4-3		F9 2-3		BB BB 2-3 1B		F6	1-3 2-H 1B		5	0	2	1	0	0	1
Keith Hernandez, L (1, 3) OBP: 0.365, SLG: 0.431	1B		F7		BB 1-2 BB		BB	6-3		3	0	1	0	2	0	3
George Foster, R (1, 7) OBP: 0.311, SLG: 0.439	K			5-3 1B	1-2 2-3 3-H BB		1-2 BB		K	3	0	1	1	2	2	1
Darryl Strawberry, L (1, 9) OBP: 0.291, SLG: 0.434		G6-4-3 1B		F8	K		K		S 1B	5	0	2	0	0	2	6
Tucker Ashford, R (1, 5) OBP: 0.250, SLG: 0.222		G6-4-3 1-2f		5-3 1-2		6-3	F3		K 1-2	3	0	0	0	0	0	2
Dave Kingman, R (7, PH) OBP: 0.274, SLG: 0.424										1	0	0	0	0	0	2
Brian Giles, R (7, 4) OBP: 0.314, SLG: 0.292										1	0	0	0	0	1	1
José Oquendo, S (1, 6) OBP: 0.283, SLG: 0.262		F8		6-3		FC6-4 1B		F7	F3	5	0	1	0	0	0	2
Junior Ortiz, R (1, 2) OBP: 0.224, SLG: 0.200			SH3-4 1B 1B		1B SH3-4 BB 1B	FC6-4 1-2f 1B		F8		4	2	2	0	0	0	1
Ed Lynch, R (1, 1) OBP: 0.188, SLG: 0.161			SH3-4 1-2		SH3-4 1-2	1-2 1B		1B 1B		1	0	1	0	0	0	0
Danny Heep, L (8, PH) OBP: 0.367, SLG: 0.445										1	1	1	0	0	0	0
Carlos Diaz, R (8, 1)										0	0	0	0	0	0	0
Doug Sisk, R (9, 1) OBP: 0.500, SLG: 0.500										0	0	0	0	0	0	0
Inning Stats	R: 0 E: 0 K: 2 S: 8 H: 1 LOB: 1 BB: 0 P: 8	R: 0 E: 0 K: 0 S: 3 H: 1 LOB: 0 BB: 0 P: 3	R: 1 E: 0 K: 0 S: 5 H: 2 LOB: 1 BB: 0 P: 5	R: 0 E: 0 K: 0 S: 4 H: 1 LOB: 1 BB: 0 P: 4	R: 1 E: 0 K: 1 S: 7 H: 2 LOB: 3 BB: 2 P: 15	R: 0 E: 0 K: 1 S: 7 H: 2 LOB: 2 BB: 0 P: 7	R: 0 E: 0 K: 1 S: 5 H: 0 LOB: 2 BB: 2 P: 13	R: 1 E: 0 K: 0 S: 6 H: 3 LOB: 2 BB: 0 P: 6	R: 0 E: 0 K: 2 S: 8 H: 1 LOB: 1 BB: 0 P: 8	1B: 13 2B: 0 3B: 0 HR: 0	SF: 0 SAC: 2 DP: 1 HBP: 0						

TOP

New York Mets @ Atlanta Braves

Atlanta-Fulton County Stadium, Atlanta, GA

Wed Jul 20 1983, 7:05 PM EDT

Att. 22,188 - Unknown

livebaseballscorecards.com

AB	37
R	3
H	13
RBI	3
BB	4
SO	7
LOB	22

PITCHER		IP	WLS	BF	H	R	ER	SO	BB	IBB	HBP	BLK	WP	HR	S	P	ERA	WHIP
Phil Niekro, R ERA: 4.36	(1, 1)	6.1		31	9	2	2	4	4	0	0	0	0	0	35	51	2.84	2.053
Terry Forster, L ERA: 2.38	(7, 1)	0.2		2	0	0	0	1	0	0	0	0	0	0	4	4	0.00	0.000
Donnie Moore, R ERA: 3.46	(8, 1)	2.0	L	10	4	1	1	2	0	0	0	0	0	0	14	14	4.50	2.000

PITCHER	IP	WLS	BF	H	R	ER	SO	BB	IBB	HBP	BLK	WP	HR	S	P	ERA	WHIP

New York Mets @ Atlanta Braves

Atlanta-Fulton County Stadium, Atlanta, GA

Wed Jul 20 1983, 7:05 PM EDT

Att. 22,188 - Unknown

BOTTOM

livebaseballscorecards.com

Batter	1	2	3	4	5	6	7	8	9	AB	R	H	RBI	BB	SO	LOB
Brett Butler, L (1, 8) OBP: 0.342, SLG: 0.399	F9		2B		E S 1B		F3			4	0	2	0	0	0	1
Rafael Ramirez, R (1, 6) OBP: 0.326, SLG: 0.341	F9		5-3		6-3 1-3			F5		4	0	0	0	0	0	2
Claudell Washington, L (1, 9) OBP: 0.326, SLG: 0.413	3-1			CS 1B	F8			BBBB 4-0 G5-4-3 BB		3	0	1	0	1	0	0
Bob Horner, R (1, 5) OBP: 0.401, SLG: 0.540		SSS 0-3 K		1-2 1B 2B		FC4-6 1B		0-0 G5-4-3 1-2f		4	1	2	0	0	1	1
Chris Chambliss, L (1, 3) OBP: 0.387, SLG: 0.516 Randy Johnson, R (9, PR) OBP: 0.471, SLG: 0.464		0-0 F7		2-H 1B		0-0 FC4-6 1-2f			0-0 1B 2B	4 0	0 0	2 0	1 0	0 0	0 0	1 0
Mike Jorgensen, L (1, 7) OBP: 0.269, SLG: 0.289		SSS 0-3 K		0-0 F2		0-0 F8			0-0 F8	4	0	0	0	0	1	3
Jerry Royster, R (1, 4) OBP: 0.353, SLG: 0.396			BBBB 4-0 1B G6-4-3 BB	0-0 F8			BBBB 4-0 FC1-5 SH3-4 BB		0-0 G5-4-3 2-3 1B	2	1	1	0	2	0	1
Bruce Benedict, R (1, 2) OBP: 0.362, SLG: 0.335 Dale Murphy, R (9, PH) OBP: 0.414, SLG: 0.561			0-0 G6-4-3 1-3 1B		0-0 F3		0-0 SH3-4 1-2		0-0 G5-4-3 1-2f	2 1	0 0	1 0	0 0	0 0	0 0	0 3
Phil Niekro, R (1, 1) OBP: 0.189, SLG: 0.171 Terry Forster, L (7, 1) OBP: 0.750, SLG: 1.000 Biff Pocoroba, S (7, PH) OBP: 0.344, SLG: 0.414 Donnie Moore, L (8, 1) OBP: 0.571, SLG: 0.571			0-0 G6-4-3 1-2f 3-H		0-0 6-3		0-0 FC1-5 2-3			2 0 1 0	0 0 0 0	0 0 0 0	0 0 0 0	0 0 0 0	0 0 0 0	1 0 1 0
Inning Stats	R: 0 H: 0 E: 0 LOB: 0 K: 0 BB: 0 S: 3 P: 3	R: 0 H: 0 E: 0 LOB: 0 K: 2 BB: 0 S: 7 P: 7	R: 1 H: 2 E: 0 LOB: 1 K: 0 BB: 1 S: 4 P: 8	R: 1 H: 3 E: 0 LOB: 1 K: 0 BB: 0 S: 5 P: 5	R: 0 H: 1 E: 0 LOB: 1 K: 0 BB: 0 S: 4 P: 4	R: 0 H: 1 E: 0 LOB: 1 K: 0 BB: 0 S: 4 P: 4	R: 0 H: 0 E: 0 LOB: 1 K: 0 BB: 1 S: 3 P: 7	R: 0 H: 0 E: 0 LOB: 0 K: 0 BB: 1 S: 2 P: 6	R: 0 H: 2 E: 0 LOB: 2 K: 0 BB: 0 S: 4 P: 4	1B: 6 SF: 0 2B: 3 SAC: 1 3B: 0 DP: 3 HR: 0 HBP: 0						WP: 0 PA: 35 PB: 0 SB: 1 CS: 1	

	AB	R	H	RBI	BB	SO	LOB
	31	2	9	1	3	2	14

PITCHER		IP	WLS	BF	H	R	ER	SO	BB	IBB	HBP	BLK	WP	HR	S	P	ERA	WHIP
Ed Lynch, R ERA: 3.77	(1, 1)	7.0	W	28	7	2	2	2	2	0	0	0	0	0	30	38	2.57	1.286
Carlos Diaz, L ERA: 2.76	(8, 1)	1.0		4	1	0	0	0	1	0	0	0	0	0	3	7	0.00	2.000
Doug Sisk, R ERA: 2.51	(9, 1)	1.0	S	3	1	0	0	0	0	0	0	0	0	0	3	3	0.00	1.000

PITCHER		IP	WLS	BF	H	R	ER	SO	BB	IBB	HBP	BLK	WP	HR	S	P	ERA	WHIP

New York Mets @ Cincinnati Reds

Riverfront Stadium, Cincinnati, OH

Thu Jul 21 1983, 7:05 PM EDT

Att. 10,797 - Unknown

TOP

livebaseballscorecards.com

Batter	1	2	3	4	5	6	7	8	9	AB	R	H	RBI	BB	SO	LOB
Bob Bailor, R (1, 6) OBP: 0.286, SLG: 0.296	6-3	P4			6-3		G5-4-3, BB		BB, 1B	4	0	1	0	1	0	2
Mookie Wilson, S (1, 8) Scott Holman, R (7, 1) Ron Hodges, L (9, PH) OBP: 0.277, SLG: 0.320 OBP: 0.222, SLG: 0.222 OBP: 0.366, SLG: 0.235	4-3, S, BB		F7		3-1		G5-4-3		BB, 1B	3 0 0	0 0 0	0 0 0	0 0 0	1 0 1	0 0 0	2 0 0
Keith Hernandez, L (1, 3) OBP: 0.363, SLG: 0.426	4-3		2-5, 1-3, BB		F9			F8	F7	4	0	0	0	1	0	3
George Foster, R (1, 7) OBP: 0.313, SLG: 0.438	1-3		1-3			1B		BB, 1B		3	0	1	0	1	0	2
Darryl Strawberry, L (1, 9) OBP: 0.299, SLG: 0.435		1B, 1B, BB	IBB			P4		1-2, 1B		2	1	1	0	2	0	1
Tucker Ashford, R (1, 5) Rusty Staub, L (8, PH) Hubie Brooks, R (8, 5) OBP: 0.256, SLG: 0.231 OBP: 0.409, SLG: 0.447 OBP: 0.311, SLG: 0.369		SH2-4, 1-3, 1B	2-5 2-3	F9		F7		F8		3 1 0	0 0 0	1 0 0	0 0 0	0 0 0	0 0 0	1 2 0
Brian Giles, R (1, 4) OBP: 0.316, SLG: 0.293		SH2-4, 1-2, 3-H, 1B		S, BB		P4		F7		3	0	1	1	1	0	3
Junior Ortiz, R (1, 2) OBP: 0.225, SLG: 0.203		K		F8, 1-2			BB, 1B		4-3	4	0	1	0	0	1	3
Mike Torrez, R (1, 1) Craig Swan, R (4, 1) Danny Heep, L (7, PH) (7, 8) OBP: 0.083, SLG: 0.057 OBP: 0.105, SLG: 0.105 OBP: 0.363, SLG: 0.439		SH2-4, 1-2, 2-3		K			K		4-3	1 0 2	0 0 0	0 0 0	0 0 0	0 0 0	1 0 1	1 0 1
Inning Stats	R: 0 E: 0 K: 0 S: 3 H: 0 LOB: 1 BB: 1 P: 7	R: 1 E: 0 K: 1 S: 7 H: 2 LOB: 2 BB: 1 P: 11	R: 0 E: 0 K: 0 S: 2 H: 0 LOB: 2 BB: 2 P: 10	R: 0 E: 0 K: 1 S: 5 H: 0 LOB: 1 BB: 1 P: 9	R: 0 E: 0 K: 0 S: 3 H: 0 LOB: 0 BB: 0 P: 3	R: 0 E: 0 K: 0 S: 4 H: 1 LOB: 1 BB: 0 P: 4	R: 0 E: 0 K: 1 S: 5 H: 1 LOB: 1 BB: 1 P: 9	R: 0 E: 0 K: 0 S: 4 H: 1 LOB: 2 BB: 1 P: 8	R: 0 E: 0 K: 0 S: 4 H: 1 LOB: 2 BB: 1 P: 8	1B: 6 2B: 0 3B: 0 HR: 0 SF: 0 SAC: 1 DP: 1 HBP: 0						

AB	30
R	1
H	6
RBI	1
BB	8
SO	3
LOB	21

WP: 0 PB: 0 SB: 2 CS: 0 — PA: 39

PITCHER		IP	WLS	BF	H	R	ER	SO	BB	IBB	HBP	BLK	WP	HR	S	P	ERA	WHIP
Charlie Puleo, R ERA: 4.9	(1, 1)	6.1	W	29	4	1	1	3	5	1	0	0	0	0	28	52	1.42	1.421
Bill Scherrer, L ERA: 2.91	(7, 1)	1.0		4	1	0	0	0	1	0	0	0	0	0	3	7	0.00	2.000
Ben Hayes, R ERA: 5.44	(8, 1)	1.2	S	7	1	0	0	0	1	0	0	0	0	0	6	10	0.00	1.200

PITCHER	IP	WLS	BF	H	R	ER	SO	BB	IBB	HBP	BLK	WP	HR	S	P	ERA	WHIP

New York Mets @ Cincinnati Reds

Riverfront Stadium, Cincinnati, OH

Thu Jul 21 1983, 7:05 PM EDT

Att. 10,797 - Unknown

BOTTOM

Batter	1	2	3	4	5	6	7	8	9	AB	R	H	RBI	BB	SO	LOB
Eddie Milner, L (1, 8) OBP: 0.344, SLG: 0.362	F8 BB 1-2 BB	FC5-4 IBB	F8		3-1			3	0	0	0	2	0	0
Dave Concepcion, R (1, 6) OBP: 0.286, SLG: 0.266	F9	F9	FC5-4 1-2f		K			FC6-4 1B		5	0	1	0	0	1	5
Cesar Cedeno, R (1, 9) OBP: 0.288, SLG: 0.346 Paul Householder, S (9, 9) OBP: 0.324, SLG: 0.376	BB S BB	BB 2B 2B		L7		P3		FC6-4 1-2f 2B		4 0	2 0	1 0	0 0	1 0	0 0	1 0
Dan Driessen, L (1, 3) OBP: 0.422, SLG: 0.468	BB 1-2 BB	BB 2B BB		HR BB		BB		1-H 2B		1	2	1	1	4	0	0
Nick Esasky, R (1, 5) OBP: 0.353, SLG: 0.581	1-2 2-3 BB	2B 1-2 2-3 SF8 BB		1-H HR		F3		4-3		3	2	1	2	2	0	2
Duane Walker, L (1, 7) OBP: 0.323, SLG: 0.403	P4	SF8 1-3 2-H 3-H 2B		F9 S 1B		F7				4	0	2	2	0	0	4
Ron Oester, S (1, 4) OBP: 0.316, SLG: 0.390		F8	SF8 IBB	F9 1-3			3-1			3	0	0	0	1	0	1
Dann Bilardello, R (1, 2) OBP: 0.274, SLG: 0.351		K	SF8 1-2 2-3 3-H	P4			F9			3	0	0	1	0	1	1
Charlie Puleo, R (1, 1) OBP: 0.250, SLG: 0.125 Bill Scherrer, L (7, 1) OBP: 0.250, SLG: 0.143 Ben Hayes, R (8, 1)	BB BB	5-3			F9		1-3			2 1 0	0 0 0	0 0 0	0 0 0	1 0 0	0 0 0	2 0 0
Inning Stats	R: 0 E: 0 K: 0 S: 3 H: 0 LOB: 3 BB: 3 P: 15	R: 0 E: 0 K: 1 S: 5 H: 0 LOB: 2 BB: 2 P: 13	R: 3 E: 0 K: 0 S: 5 H: 2 LOB: 3 BB: 4 P: 21	R: 2 E: 0 K: 0 S: 5 H: 2 LOB: 1 BB: 1 P: 9	R: 0 E: 0 K: 1 S: 5 H: 0 LOB: 0 BB: 0 P: 5	R: 0 E: 0 K: 0 S: 3 H: 0 LOB: 1 BB: 1 P: 7	R: 0 E: 0 K: 0 S: 3 H: 0 LOB: 0 BB: 0 P: 3	R: 1 E: 0 K: 0 S: 5 H: 2 LOB: 1 BB: 0 P: 5		1B: 2 2B: 3 3B: 0 HR: 1	SF: 1 SAC: 0 DP: 0 HBP: 0			WP: 0 PB: 0 SB: 2 CS: 0	PA: 41	

livebaseballscorecards.com

	AB	29
	R	6
	H	6
	RBI	6
	BB	11
	SO	2
	LOB	16

PITCHER		IP	WLS	BF	H	R	ER	SO	BB	IBB	HBP	BLK	WP	HR	S	P	ERA	WHIP
Mike Torrez, R ERA: 4.52	(1, 1)	3.1	L	23	3	5	5	1	8	2	0	0	0	1	15	55	13.50	3.300
Craig Swan, R ERA: 4.9	(4, 1)	2.2		10	1	0	0	1	1	0	0	0	0	0	11	15	0.00	0.750
Scott Holman, R ERA: 4.04	(7, 1)	2.0		8	2	1	1	0	0	0	0	0	0	0	8	8	4.50	1.000

PITCHER	IP	WLS	BF	H	R	ER	SO	BB	IBB	HBP	BLK	WP	HR	S	P	ERA	WHIP

New York Mets @ Cincinnati Reds

Riverfront Stadium, Cincinnati, OH

Fri Jul 22 1983, 7:05 PM EDT

Att. 13,345 - Unknown

TOP

livebaseballscorecards.com

Batter	1	2	3	4	5	6	7	8	9	AB	R	H	RBI	BB	SO	LOB
Bob Bailor, R (1, 6) OBP: 0.291, SLG: 0.303	6-3		BBBB 4-0 CS BB			5-3		2B		3	0	1	0	1	0	0
Danny Heep, L (1, 8) Jesse Orosco, R (8, 1) Doug Sisk, R (9, 1) OBP: 0.354, SLG: 0.428 OBP: 0.222, SLG: 0.222 OBP: 0.500, SLG: 0.500	SSS 0-3 K		0-0 CS 1-2	F8		G3		L7		4 0 0	0 0 0	0 0 0	0 0 0	0 0 0	1 0 0	1 0 0
Keith Hernandez, L (1, 3) OBP: 0.365, SLG: 0.438	1B 2B			6-3		F8			HR	4	1	2	1	0	0	0
George Foster, R (1, 7) OBP: 0.315, SLG: 0.439	2-H 1B			F7			1B		F7	4	0	2	0	0	0	0
Darryl Strawberry, L (1, 9) OBP: 0.302, SLG: 0.450		F7			CS 1B		F8		HR	4	1	2	1	0	0	1
Ron Hodges, L (1, 2) Dave Kingman, R (7, PH) Junior Ortiz, R (7, 2) OBP: 0.368, SLG: 0.238 OBP: 0.273, SLG: 0.422 OBP: 0.222, SLG: 0.200		SSS 0-3 K			1-2 0-0 2B 1B		F9		SSS 0-3 K	2 1 1	1 0 0	1 0 0	0 0 0	0 0 0	1 0 1	0 1 0
Brian Giles, R (1, 4) OBP: 0.315, SLG: 0.296		4-3			1-H 0-0 2B		SSS 0-3 K		6-3	4	0	1	1	0	1	1
Tucker Ashford, R (1, 5) Mookie Wilson, S (8, PH) (8, 8) OBP: 0.244, SLG: 0.220 OBP: 0.277, SLG: 0.319			F8		L5			L8		2 1	0 0	0 0	0 0	0 0	0 0	1 0
Walt Terrell, L (1, 1) Rusty Staub, L (8, PH) Hubie Brooks, R (8, 5) OBP: 0.404, SLG: 0.442 OBP: 0.311, SLG: 0.369			6-3		SSS 0-3 K			F9		2 1 0	0 0 0	0 0 0	0 0 0	0 0 0	1 0 0	1 0 0
Inning Stats	R: 0 H: 2 E: 0 LOB: 2 K: 1 BB: 0 S: 6 P: 6	R: 0 H: 0 E: 0 LOB: 0 K: 1 BB: 0 S: 5 P: 5	R: 0 H: 0 E: 0 LOB: 0 K: 0 BB: 1 S: 2 P: 6	R: 0 H: 0 E: 0 LOB: 0 K: 0 BB: 0 S: 3 P: 3	R: 1 H: 3 E: 0 LOB: 1 K: 1 BB: 0 S: 7 P: 7	R: 0 H: 0 E: 0 LOB: 0 K: 0 BB: 0 S: 3 P: 3	R: 0 H: 1 E: 0 LOB: 1 K: 1 BB: 0 S: 6 P: 6	R: 0 H: 1 E: 0 LOB: 1 K: 0 BB: 0 S: 4 P: 4	R: 2 H: 2 E: 0 LOB: 0 K: 1 BB: 0 S: 7 P: 7	1B: 4 SF: 0 2B: 3 SAC: 0 3B: 0 DP: 0 HR: 2 HBP: 0						

	AB	33
	R	3
	H	9
	RBI	3
	BB	1
	SO	5
	LOB	6

WP: 0 PA: 35
PB: 0
SB: 0
CS: 2

PITCHER		IP	WLS	BF	H	R	ER	SO	BB	IBB	HBP	BLK	WP	HR	S	P	ERA	WHIP
Frank Pastore, R ERA: 5.29	(1, 1)	6.0		22	6	1	1	3	1	0	0	0	0	0	27	31	1.50	1.167
Bill Scherrer, L ERA: 2.89	(7, 1)	0.1		1	0	0	0	0	0	0	0	0	0	0	1	1	0.00	0.000
Ben Hayes, R ERA: 5.52	(7, 1)	2.2	L	11	3	2	2	2	0	0	0	0	0	2	15	15	6.75	1.125

PITCHER	IP	WLS	BF	H	R	ER	SO	BB	IBB	HBP	BLK	WP	HR	S	P	ERA	WHIP

New York Mets @ Cincinnati Reds

Riverfront Stadium, Cincinnati, OH

Fri Jul 22 1983, 7:05 PM EDT

Att. 13,345 - Unknown

BOTTOM

Batter	1	2	3	4	5	6	7	8	9	AB	R	H	RBI	BB	SO	LOB
Eddie Milner, L (1, 8) OBP: 0.348, SLG: 0.367	0-0 1B 1B 1B		0-0 F7 ②		0-0 CS 1B		0-0 1B 1B		0-0 BB 1B	4	1	3	0	0	0	0
Johnny Bench, R (9, PH) OBP: 0.309, SLG: 0.415										1	0	1	0	0	0	0
Tom Foley, L (9, PR) OBP: 0.293, SLG: 0.308										0	0	0	0	0	0	0
Dave Concepcion, R (1, 6) OBP: 0.293, SLG: 0.276	0-0 G4-6-3 1B 1-3 1B		0-0 1B 2B		0-0 ②③ 4-3 1-2		0-0 1-2 1B		B B B B 4-0 1-2 BB	4	1	3	0	1	0	1
Cesar Cedeno, R (1, 9) OBP: 0.290, SLG: 0.347	0-0 G4-6-3 1-2 3-H 1B		0-0 2-H 1B			0-0 ① F8	0-0 ③ F9		S S S 0-3 ③ K	5	0	2	2	0	1	4
Dan Driessen, L (1, 3) OBP: 0.423, SLG: 0.466	0-0 ①② G4-6-3 1-2f 2-3		0-0 ③ G3			0-0 FC6-4 1B		B B B B 4-0 BB BB		3	0	1	0	1	0	3
Nick Esasky, R (1, 5) OBP: 0.350, SLG: 0.578	S S S 0-3 ③ K			0-0 2B		0-0 ② FC6-4 WP 1-2f		S S S 0-3 ① K		4	0	1	0	0	2	3
Duane Walker, L (1, 7) OBP: 0.331, SLG: 0.405		x 0-0 CS 1B		x 0-0 ① F7		B B B B 4-0 1-2 BB		B B B B 4-0 G5-4-3 1-2 BB		2	0	1	0	1	0	1
Gary Redus, R (8, PH) OBP: 0.357, SLG: 0.474										0	0	0	0	1	0	0
(9, 7)																
Ron Oester, S (1, 4) OBP: 0.315, SLG: 0.387		x 0-0 ①② F7 1-2		4-0 L4 IBB		0-0 ③ 6-3		x 0-0 ②③ G5-4-3 1-2f		3	0	0	0	1	0	5
Dann Bilardello, R (1, 2) OBP: 0.268, SLG: 0.342		x 0-0 ③ 6-3		x 0-0 ②③ L4 1-2			S S S 0-3 ① K		x 0-0 ① F8	4	0	0	0	0	1	2
Frank Pastore, R (1, 1) OBP: 0.176, SLG: 0.182			x 0-0 ① 6-3		S S S 0-3 ① K		S S S 0-3 ② K		x 0-0 ② 5-3	2	0	0	0	0	1	0
Bill Scherrer, L (7, 1) OBP: 0.250, SLG: 0.143										0	0	0	0	0	0	0
Ben Hayes, R (7, 1)										1	0	0	0	0	1	0
Paul Householder, S (9, PH) OBP: 0.323, SLG: 0.374										1	0	0	0	0	0	0
Inning Stats	R: 1 E: 0 K: 1 S: 7 H: 3 LOB: 1 BB: 0 P: 7	R: 0 E: 0 K: 0 S: 3 H: 1 LOB: 0 BB: 0 P: 3	R: 1 E: 0 K: 0 S: 5 H: 2 LOB: 1 BB: 0 P: 5	R: 0 E: 0 K: 0 S: 3 H: 1 LOB: 1 BB: 1 P: 7	R: 0 E: 0 K: 1 S: 5 H: 1 LOB: 0 BB: 0 P: 5	R: 0 E: 0 K: 0 S: 4 H: 1 LOB: 2 BB: 1 P: 8	R: 0 E: 0 K: 2 S: 9 H: 2 LOB: 2 BB: 0 P: 9	R: 0 E: 0 K: 1 S: 4 H: 0 LOB: 1 BB: 2 P: 12	R: 0 E: 0 K: 1 S: 6 H: 1 LOB: 2 BB: 1 P: 10	1B: 10 2B: 3 3B: 0 HR: 0	SF: 0 SAC: 0 DP: 3 HBP: 0						

livebaseballscorecards.com

AB	34
R	2
H	12
RBI	2
BB	5
SO	6
LOB	19

WP: 1 PB: 0 SB: 0 CS: 2 PA: 39

PITCHER		IP	WLS	BF	H	R	ER	SO	BB	IBB	HBP	BLK	WP	HR	S	P	ERA	WHIP
Walt Terrell, R ERA: 4.0	(1, 1)	7.0		30	11	2	2	4	1	1	0	0	1	0	36	44	2.57	1.714
Jesse Orosco, L ERA: 1.58	(8, 1)	1.2	W	7	1	0	0	1	2	0	0	0	0	0	7	15	0.00	1.800
Doug Sisk, R ERA: 2.5	(9, 1)	0.1	S	2	0	0	0	1	1	0	0	0	0	0	3	7	0.00	3.000

PITCHER	IP	WLS	BF	H	R	ER	SO	BB	IBB	HBP	BLK	WP	HR	S	P	ERA	WHIP

Batter	1	2	3	4	5	6	7	8	9	AB	R	H	RBI	BB	SO	LOB
Bob Bailor, R (1, 6) OBP: 0.293, SLG: 0.302	6-3		F9	K2-3		1B		BB		4	0	1	0	1	1	3
Mookie Wilson, S (1, 8) OBP: 0.278, SLG: 0.320	K		1B		4-3 1B	F8		L6		5	0	2	0	0	1	3
Carlos Diaz, R (8, 1)										0	0	0	0	0	0	0
Keith Hernandez, L (1, 3) OBP: 0.368, SLG: 0.442	BB		4-3		4-3		HR 2B		G6-4-3 1B	4	1	2	0	1	0	2
George Foster, R (1, 7) OBP: 0.316, SLG: 0.445	K			1B 1B BB BB	F8		2-H HR		G6-4-3 1-2f	4	2	1	2	1	1	3
Darryl Strawberry, L (1, 9) OBP: 0.300, SLG: 0.442		K	K	K	BB		3-1		F8	4	0	0	0	1	2	1
Ron Hodges, L (1, 2) OBP: 0.367, SLG: 0.240		1-3	BB 1B 1B	1-3			G4-6-3 1B			3	0	1	0	0	0	2
Junior Ortiz, R (7, PH) OBP: 0.233, SLG: 0.211										1	0	1	0	0	0	0
(7, 2)																
Brian Giles, R (1, 4) OBP: 0.318, SLG: 0.296		S BB		BB 1B		5-3	G4-6-3			3	0	1	0	1	0	1
Tucker Ashford, R (1, 5) OBP: 0.265, SLG: 0.227		1-3		BB		1B		K		3	0	1	1	1	1	1
Tom Gorman, L (1, 1) OBP: 0.250, SLG: 0.250			K	K		F5		F9		1	0	0	0	0	1	0
Rusty Staub, L (4, PH) OBP: 0.400, SLG: 0.436										1	0	0	0	0	1	3
Scott Holman, R (4, 1) OBP: 0.222, SLG: 0.222										0	0	0	0	0	0	0
Danny Heep, L (6, PH) OBP: 0.352, SLG: 0.425										1	0	0	0	0	0	1
Craig Swan, R (6, 1) OBP: 0.105, SLG: 0.105										0	0	0	0	0	0	0
Mark Bradley, R (8, PH) OBP: 0.321, SLG: 0.377										1	0	0	0	0	0	0
(8, 8)																
Inning Stats	R: 0 E: 0 K: 2 S: 7 H: 0 LOB: 1 BB: 1 P: 11	R: 0 E: 0 K: 1 S: 5 H: 0 LOB: 1 BB: 1 P: 9	R: 0 E: 0 K: 1 S: 6 H: 1 LOB: 1 BB: 0 P: 6	R: 1 E: 0 K: 3 S: 11 H: 2 LOB: 3 BB: 2 P: 19	R: 0 E: 0 K: 0 S: 4 H: 1 LOB: 2 BB: 1 P: 8	R: 0 E: 0 K: 0 S: 5 H: 2 LOB: 2 BB: 0 P: 5	R: 2 E: 0 K: 0 S: 5 H: 3 LOB: 0 BB: 0 P: 5	R: 0 E: 0 K: 1 S: 5 H: 0 LOB: 1 BB: 1 P: 9	R: 0 E: 0 K: 0 S: 3 H: 1 LOB: 0 BB: 0 P: 3	1B: 8 2B: 1 3B: 0 HR: 1 SF: 0 SAC: 0 DP: 2 HBP: 0	WP: 0 PB: 0 SB: 1 CS: 0 PA: 41					

PITCHER		IP	WLS	BF	H	R	ER	SO	BB	IBB	HBP	BLK	WP	HR	S	P	ERA	WHIP
Bruce Berenyi, R ERA: 4.07	(1, 1)	5.2	W	28	6	1	1	7	5	0	0	0	0	0	37	57	1.59	1.941
Bill Scherrer, L ERA: 3.19	(6, 1)	0.2		5	3	2	2	0	0	0	0	0	0	1	5	5	27.00	4.500
Ted Power, R ERA: 4.28	(7, 1)	1.2		6	1	0	0	1	1	0	0	0	0	0	7	11	0.00	1.200
Tom Hume, R ERA: 7.11	(9, 1)	1.0		2	0	0	0	0	0	0	0	0	0	0	2	2	0.00	0.000

PITCHER	IP	WLS	BF	H	R	ER	SO	BB	IBB	HBP	BLK	WP	HR	S	P	ERA	WHIP

TOP

New York Mets @ Cincinnati Reds

Riverfront Stadium, Cincinnati, OH

Sat Jul 23 1983, 7:05 PM EDT

Att. 16,074 - Unknown

livebaseballscorecards.com

AB	35
R	3
H	10
RBI	3
BB	6
SO	8
LOB	20

New York Mets @ Cincinnati Reds

Riverfront Stadium, Cincinnati, OH

Sat Jul 23 1983, 7:05 PM EDT

Att. 16,074 - Unknown

livebaseballscorecards.com

BOTTOM

Batter	1	2	3	4	5	6	7	8	9	AB	R	H	RBI	BB	SO	LOB
Eddie Milner, L (1, 8) OBP: 0.354, SLG: 0.377	0-0 2B 1B		0-0 E S 5-3 1B	0-0 1-3 3-H 1B 2B		0-0 F6 ②		0-0 FC6-4 1B		5	3	4	1	0	0	0
Dave Concepcion, R (1, 6) OBP: 0.295, SLG: 0.278	0-0 1-H 2B		0-0 ① 5-3 1-H	4-0 1B IBB		S S S 0-3 ③ K		0-0 ③ FC6-4 1-2f		4	0	1	2	1	1	1
Gary Redus, R (1, 7) OBP: 0.356, SLG: 0.471	0-0 ① L7		0-0 ② F8	0-0 1-2 2-H 3-H 1B			0-0 ① F8			4	0	1	2	0	0	1
Cesar Cedeno, R (1, 9) OBP: 0.294, SLG: 0.347	0-0 ② F7		B B B B 4-0 S BB	0-0 ② F7			0-0 S 1B 1B			3	1	1	0	1	0	3
Dan Driessen, L (1, 3) OBP: 0.424, SLG: 0.461	0-0 ③ 4-3		B B B B 4-0 1-2 BB	0-0 ③ F8			4-0 1B 1-2 IBB			2	0	0	0	2	0	3
Nick Esasky, R (1, 5) OBP: 0.355, SLG: 0.593		0-0 SF9 3B	0-0 ③ F8		S S S 0-3 ① K		0-0 G6-4-3 1-2 2-H 1B			4	1	2	1	0	1	2
Ron Oester, S (1, 4) OBP: 0.315, SLG: 0.389		0-0 ① SF9 3-H		0-0 FC6-4 2B 2B	0-0 ② F9		0-0 ②③ G6-4-3 1-2f			3	1	1	1	0	0	2
Dann Bilardello, R (1, 2) OBP: 0.267, SLG: 0.335		0-0 ② 6-3		B B B B 4-0 FC6-4 BB	0-0 ③ 1-3			0-0 ① 5-3		3	0	0	0	1	0	0
Bruce Berenyi, R (1, 1) OBP: 0.182, SLG: 0.212 Bill Scherrer, L (6, 1) OBP: 0.222, SLG: 0.125 Ted Power, R (7, 1) Tom Hume, R (9, 1)		0-0 ③ 4-3		0-0 ① FC6-4 2B 1B 1-2f 2-3		0-0 ① 6-3		S S S 0-3 ② K		2 1 1 0	1 0 0 0	0 0 0 0	0 0 0 0	0 0 1 0	0 0 0 0	2 0 0 0
Inning Stats	R: 1 E: 0 K: 0 S: 5 H: 2 LOB: 1 BB: 0 P: 5	R: 1 E: 0 K: 0 S: 4 H: 1 LOB: 0 BB: 0 P: 4	R: 1 E: 0 K: 0 S: 4 H: 1 LOB: 2 BB: 2 P: 12	R: 3 E: 0 K: 0 S: 6 H: 3 LOB: 2 BB: 2 P: 14	R: 0 E: 0 K: 1 S: 5 H: 0 LOB: 0 BB: 0 P: 5	R: 0 E: 0 K: 1 S: 5 H: 0 LOB: 0 BB: 0 P: 5	R: 1 E: 0 K: 0 S: 4 H: 2 LOB: 1 BB: 1 P: 8	R: 0 E: 0 K: 1 S: 6 H: 1 LOB: 1 BB: 0 P: 6		1B: 6 2B: 3 3B: 1 HR: 0	SF: 1 SAC: 0 DP: 1 HBP: 0			WP: 0 PB: 0 SB: 3 CS: 0	PA: 38	

	AB	32
	R	7
	H	10
	RBI	7
	BB	5
	SO	3
	LOB	14

PITCHER		IP	WLS	BF	H	R	ER	SO	BB	IBB	HBP	BLK	WP	HR	S	P	ERA	WHIP
Tom Gorman, L ERA: 6.26	(1, 1)	3.0	L	15	4	3	2	0	2	0	0	0	0	0	13	21	6.00	2.000
Scott Holman, R ERA: 4.32	(4, 1)	2.0		11	3	3	3	1	1	1	0	0	0	0	11	19	13.50	2.000
Craig Swan, R ERA: 4.89	(6, 1)	2.0		8	2	1	1	1	0	1	0	0	0	0	9	13	4.50	1.000
Carlos Diaz, L ERA: 2.7	(8, 1)	1.0		4	1	0	0	1	0	0	0	0	0	0	6	6	0.00	1.000

PITCHER		IP	WLS	BF	H	R	ER	SO	BB	IBB	HBP	BLK	WP	HR	S	P	ERA	WHIP

Batter	1	2	3	4	5	6	7	8	9	AB	R	H	RBI	BB	SO	LOB
Bob Bailor, R (1, 6) OBP: 0.298, SLG: 0.306	F9		2-H 3-H 1B		L7			1B		4	0	2	2	0	0	1
Mookie Wilson, S (1, 8) OBP: 0.275, SLG: 0.317	F8		K		F8			L9		4	0	0	0	0	1	3
Doug Sisk, R (8, 1) OBP: 0.500, SLG: 0.500										0	0	0	0	0	0	0
Dave Kingman, R (1, 3) OBP: 0.269, SLG: 0.414	F8		5-3			F6		F5		4	0	0	0	0	0	2
George Foster, R (1, 7) OBP: 0.313, SLG: 0.440		F7		K2-3		F9			F8	4	0	0	0	0	1	0
Mark Bradley, R (1, 9) OBP: 0.305, SLG: 0.356 (8, 8)		F8		F9		F2			6-3	4	0	0	0	0	0	0
Brian Giles, R (1, 4) OBP: 0.321, SLG: 0.300		L6		1B			F8		FC6-4 1B	4	0	2	0	0	0	0
Tucker Ashford, R (1, 5) OBP: 0.264, SLG: 0.229			SH1-4 1B 1B	F3			6-3		FC6-4 1-2f	4	1	1	0	0	0	2
Junior Ortiz, R (1, 2) OBP: 0.237, SLG: 0.216			SH1-4 1-2 1B 1B	F9			K			3	1	1	0	0	1	0
Tom Seaver, R (1, 1) OBP: 0.227, SLG: 0.275			SH1-4 1-2 2-3	BB				F4		0	0	0	0	1	0	0
Darryl Strawberry, L (8, PH) OBP: 0.299, SLG: 0.440 (8, 9)										1	0	0	0	0	0	0
Inning Stats	R: 0 E: 0 K: 0 S: 3	R: 0 E: 0 K: 0 S: 3	R: 2 E: 0 K: 1 S: 8	R: 0 E: 0 K: 1 S: 6	R: 0 E: 0 K: 0 S: 3	R: 0 E: 0 K: 0 S: 3	R: 0 E: 0 K: 1 S: 5	R: 0 E: 0 K: 0 S: 4	R: 0 E: 0 K: 0 S: 4	1B: 6 2B: 0 3B: 0 HR: 0	SF: 0 SAC: 1 DP: 0 HBP: 0					
	H: 0 LOB: 0 BB: 0 P: 3	H: 0 LOB: 0 BB: 0 P: 3	H: 3 LOB: 1 BB: 0 P: 8	H: 1 LOB: 1 BB: 0 P: 6	H: 0 LOB: 1 BB: 1 P: 7	H: 0 LOB: 0 BB: 0 P: 3	H: 0 LOB: 0 BB: 0 P: 5	H: 1 LOB: 1 BB: 0 P: 4	H: 1 LOB: 1 BB: 0 P: 4							

PITCHER		IP	WLS	BF	H	R	ER	SO	BB	IBB	HBP	BLK	WP	HR	S	P	ERA	WHIP
Joe Price, L ERA: 2.58	(1, 1)	9.0	W	34	6	2	2	3	1	0	0	0	0	0	39	43	2.00	0.778

PITCHER	IP	WLS	BF	H	R	ER	SO	BB	IBB	HBP	BLK	WP	HR	S	P	ERA	WHIP

TOP

New York Mets @ Cincinnati Reds

Riverfront Stadium, Cincinnati, OH

Sun Jul 24 1983, 3:33 AM EDT

Att. 12,259 - Unknown

livebaseballscorecards.com

AB	32
R	2
H	6
RBI	2
BB	1
SO	3
LOB	8

New York Mets @ Cincinnati Reds

Riverfront Stadium, Cincinnati, OH

Sun Jul 24 1983, 3:33 AM EDT

Att. 12,259 - Unknown

livebaseballscorecards.com

Batter	1	2	3	4	5	6	7	8	9	AB	R	H	RBI	BB	SO	LOB
Eddie Milner, L (1, 8) OBP: 0.354, SLG: 0.377	1B	F9		F7			SH3-4			3	1	1	0	0	0	1
Dave Concepcion, R (1, 6) OBP: 0.302, SLG: 0.283	1-3 1B E 1B	BB			E S SF8 1B		BB			2	2	2	0	2	0	0
Gary Redus, R (1, 7) OBP: 0.354, SLG: 0.467	1-3 E 1B	K			K		F8			4	1	1	1	0	2	4
Dan Driessen, L (1, 3) OBP: 0.417, SLG: 0.454	1-3		K		SF8		G3			3	0	0	1	0	1	4
Cesar Cedeno, R (1, 9) OBP: 0.293, SLG: 0.345	E7 FC5 1B		F4		F2			K		4	0	1	2	0	1	0
Nick Esasky, R (1, 5) OBP: 0.344, SLG: 0.573	K		F8			K		6-3		4	0	0	0	0	2	1
Ron Oester, S (1, 4) OBP: 0.316, SLG: 0.389	IBB			F6		4-3		1B		3	0	1	0	1	0	0
Dann Bilardello, R (1, 2) OBP: 0.261, SLG: 0.327	FC5 2-3f			F8		F9		5-3		4	0	0	0	0	0	3
Joe Price, R (1, 1) OBP: 0.167, SLG: 0.103		4-3		1B			SH3-4 BB			2	0	1	0	1	0	0
Inning Stats	R: 3 E: 1 K: 1 S: 9 H: 4 LOB: 2 BB: 1 P: 13	R: 0 E: 0 K: 1 S: 5 H: 0 LOB: 1 BB: 1 P: 9	R: 0 E: 0 K: 1 S: 5 H: 0 LOB: 0 BB: 0 P: 5	R: 0 E: 0 K: 0 S: 4 H: 1 LOB: 1 BB: 0 P: 4	R: 1 E: 0 K: 1 S: 6 H: 1 LOB: 0 BB: 0 P: 6	R: 0 E: 0 K: 1 S: 5 H: 0 LOB: 0 BB: 0 P: 5	R: 0 E: 0 K: 0 S: 3 H: 0 LOB: 2 BB: 2 P: 11	R: 0 E: 0 K: 1 S: 6 H: 1 LOB: 1 BB: 0 P: 6		1B: 7 2B: 0 3B: 0 HR: 0 SF: 1 SAC: 1 DP: 0 HBP: 0						

PITCHER		IP	WLS	BF	H	R	ER	SO	BB	IBB	HBP	BLK	WP	HR	S	P	ERA	WHIP
Tom Seaver, R ERA: 3.85	(1, 1)	7.0	L	31	6	4	3	5	3	1	0	0	0	0	37	53	3.86	1.286
Doug Sisk, R ERA: 2.47	(8, 1)	1.0		4	1	0	0	1	0	0	0	0	0	0	6	6	0.00	1.000

PITCHER	IP	WLS	BF	H	R	ER	SO	BB	IBB	HBP	BLK	WP	HR	S	P	ERA	WHIP

AB	29
R	4
H	7
RBI	4
BB	4
SO	6
LOB	13

WP: 0 PB: 0 SB: 1 CS: 0 PA: 35

Batter	1	2	3	4	5	6	7	8	9	AB	R	H	RBI	BB	SO	LOB
Brett Butler, L (1, 7) OBP: 0.360, SLG: 0.420	F9		BLK 1B		F8		F7	IBB		4	0	1	0	1	0	1
Rafael Ramirez, R (1, 6) OBP: 0.336, SLG: 0.356	1B		L6 1-2		FC4-6 1B 1-2f 1B		CS 1B	FC5 2-3f		5	1	2	0	0	0	5
Claudell Washington, L (1, 9) OBP: 0.324, SLG: 0.415	F7			K S S S	1B 1-3 1B		4-3 1-2		4-3	5	0	1	0	0	1	2
Dale Murphy, R (1, 8) OBP: 0.407, SLG: 0.549	F7			BB S 1B	FC6-4 1-2 3-H 1B			E6 5-3 1B 2B	K S S S	5	1	2	1	0	1	1
Bob Horner, R (1, 5) OBP: 0.393, SLG: 0.545		K S S S	K 1-2	FC6-4 1-2f				K S S S	5-3	5	0	0	0	0	3	4
Chris Chambliss, L (1, 3) OBP: 0.390, SLG: 0.530		F8	BB IBB			3-1		5-3 1-2 2B 1B		3	1	1	0	1	0	0
Glenn Hubbard, R (1, 4) OBP: 0.337, SLG: 0.404		F7	B B B B FC5-4 1-2 2-3 BB			F4		5-3 1-2 2-3		3	0	0	0	1	0	2
Bruce Benedict, R (1, 2) OBP: 0.368, SLG: 0.337		6-3	FC5-4 1-2f			F9		2B IBB		3	0	0	0	1	0	3
Phil Niekro, R (1, 1) OBP: 0.265, SLG: 0.189 Mike Jorgensen, L (7, PH) OBP: 0.283, SLG: 0.370 Donnie Moore, L (7, 1) OBP: 0.571, SLG: 0.571 Biff Pocoroba, S (8, PH) OBP: 0.370, SLG: 0.500 Terry Harper, R (8, PR) OBP: 0.343, SLG: 0.399 Terry Forster, L (8, 1) OBP: 0.750, SLG: 1.000 Steve Bedrosian, R (9, 1)		5-3		FC4-6 1B			HR	FC5 1-3 2-H 3-H 2B		2 1 0 1 0 0 0	0 1 0 0 0 0 0	1 1 0 2 0 0 0	0 1 0 0 0 0 0	0 0 0 0 0 0 0	0 0 0 0 0 0 0	0 0 0 0 0 0 0
Inning Stats	R: 0 E: 0 K: 0 S: 4 H: 1 LOB: 1 BB: 0 P: 4	R: 0 E: 0 K: 1 S: 5 H: 0 LOB: 0 BB: 0 P: 5	R: 0 E: 0 K: 0 S: 4 H: 1 LOB: 1 BB: 0 P: 4	R: 0 E: 0 K: 2 S: 8 H: 1 LOB: 3 BB: 2 P: 16	R: 1 E: 0 K: 0 S: 6 H: 3 LOB: 2 BB: 0 P: 6	R: 0 E: 0 K: 0 S: 3 H: 0 LOB: 0 BB: 0 P: 3	R: 1 E: 0 K: 0 S: 4 H: 2 LOB: 0 BB: 0 P: 4	R: 2 E: 1 K: 1 S: 8 H: 2 LOB: 3 BB: 2 P: 16	R: 0 E: 0 K: 1 S: 5 H: 0 LOB: 0 BB: 0 P: 5	1B: 8 2B: 1 3B: 0 HR: 1 SF: 0 SAC: 0 DP: 0 HBP: 0						

PITCHER		IP	WLS	BF	H	R	ER	SO	BB	IBB	HBP	BLK	WP	HR	S	P	ERA	WHIP
Ed Lynch, R ERA: 3.67	(1, 1)	7.2		36	10	4	2	4	1	2	0	1	0	1	41	53	2.35	1.435
Doug Sisk, R ERA: 2.42	(8, 1)	1.1	W	5	0	0	0	1	0	1	0	0	0	0	6	10	0.00	0.000

PITCHER	IP	WLS	BF	H	R	ER	SO	BB	IBB	HBP	BLK	WP	HR	S	P	ERA	WHIP

Atlanta Braves @ New York Mets

Shea Stadium, Flushing, NY

Mon Jul 25 1983, 7:05 PM EDT

Att. 12,191 - Unknown

TOP

livebaseballscorecards.com

AB	37
R	4
H	10
RBI	4
BB	4
SO	5
LOB	18

WP: 0	PA: 41
PB: 0	
SB: 1	
CS: 1	

Atlanta Braves @ New York Mets

Shea Stadium, Flushing, NY

Mon Jul 25 1983, 7:05 PM EDT

Att. 12,191 - Unknown

BOTTOM

Batter	1	2	3	4	5	6	7	8	9	AB	R	H	RBI	BB	SO	LOB
Mookie Wilson, S (1, 8) OBP: 0.275, SLG: 0.315	K		BLK 1B		F8		1-3		K	5	0	1	0	0	2	3
Hubie Brooks, R (1, 5) OBP: 0.315, SLG: 0.372	G3 1B		F8			CS 1B	F9		1B 2B 1B	5	1	3	1	0	0	2
Keith Hernandez, L (1, 3) OBP: 0.370, SLG: 0.443	G3		BB			BB SF9 BB		G3	2B 1B	4	2	2	1	1	0	1
George Foster, R (1, 7) OBP: 0.314, SLG: 0.441	K		K			BB BB		5-3	2B	4	0	1	2	1	2	3
Darryl Strawberry, L (1, 9) OBP: 0.302, SLG: 0.438		F2		K		BB		FC6-4 1B		3	0	1	0	1	1	0
Bob Bailor, R (1, 6) OBP: 0.300, SLG: 0.309		FC5-4 1B		6-3		SF9		FC6-4		2	0	1	0	0	0	0
Rusty Staub, L (6, PH) OBP: 0.396, SLG: 0.436										0	0	0	1	0	0	0
José Oquendo, S (7, 6) OBP: 0.282, SLG: 0.261										1	0	0	0	0	0	1
Brian Giles, R (1, 4) OBP: 0.318, SLG: 0.297		FC5-4 S		K		K			4-3	2	0	0	0	0	1	1
Danny Heep, L (6, PH) OBP: 0.350, SLG: 0.422										1	0	0	0	0	1	2
Tucker Ashford, R (7, 4) OBP: 0.259, SLG: 0.224										1	0	0	0	0	0	0
Junior Ortiz, R (1, 2) OBP: 0.250, SLG: 0.231	K				6-3		1-3		1B 1B	4	1	2	0	0	1	1
Ed Lynch, R (1, 1) OBP: 0.171, SLG: 0.147			L9		K		K		1B 1B	3	0	0	0	0	2	1
Doug Sisk, R (8, 1) OBP: 0.500, SLG: 0.500										0	0	0	0	0	0	0
Dave Kingman, R (9, PH) OBP: 0.272, SLG: 0.417										1	1	1	0	0	0	0

Inning Stats	1	2	3	4	5	6	7	8	9
R	0	0	0	0	0	1	0	0	4
E	0	0	0	0	0	0	0	0	0
K	2	1	1	2	1	1	1	0	1
S	8	6	6	7	5	6	6	4	9
H	1	1	1	0	0	2	1	1	5
LOB	1	1	2	0	0	2	1	1	1
BB	0	0	1	0	0	2	0	0	0
P	8	6	10	7	5	14	6	4	9

1B	11
2B	1
3B	0
HR	0
SF	1
SAC	0
DP	0
HBP	0
WP	0
PB	0
SB	1
CS	1
PA	40

AB	36
R	5
H	12
RBI	5
BB	3
SO	10
LOB	15

livebaseballscorecards.com

PITCHER		IP	WLS	BF	H	R	ER	SO	BB	IBB	HBP	BLK	WP	HR	S	P	ERA	WHIP
Phil Niekro, R ERA: 4.22	(1, 1)	6.0		25	5	1	1	8	3	0	0	1	0	0	38	50	1.50	1.333
Donnie Moore, R ERA: 3.2	(7, 1)	1.0		4	1	0	0	1	0	0	0	0	0	0	6	6	0.00	1.000
Terry Forster, L ERA: 2.45	(8, 1)	1.1		6	2	1	1	0	0	0	0	0	0	0	6	6	6.75	1.500
Steve Bedrosian, R ERA: 3.16	(9, 1)	0.1	L	5	4	3	3	1	0	0	0	0	0	0	7	7	81.00	12.000

PITCHER	IP	WLS	BF	H	R	ER	SO	BB	IBB	HBP	BLK	WP	HR	S	P	ERA	WHIP

Atlanta Braves @ New York Mets

Shea Stadium, Flushing, NY

Tue Jul 26 1983, 7:05 PM EDT

Att. 13,380 - Unknown

TOP

livebaseballscorecards.com

Batter	1	2	3	4	5	6	7	8	9	10	AB	R	H	RBI	BB	SO	LOB
Brett Butler, L (1, 7) OBP: 0.355, SLG: 0.414	F5			F8		FC6-4 (E S) 1-2f		FC4 FC3-6 1-2f 2-3		FC6-4 1-2f	5	0	0	0	0	0	5
Rafael Ramirez, R (1, 6) OBP: 0.333, SLG: 0.353	4-3			6-3		5-3 1-3		FC3-6 1-2f			4	0	0	0	0	0	3
Claudell Washington, L (1, 9) OBP: 0.323, SLG: 0.422	K			HR		1-3			L9		4	1	1	1	0	1	1
Dale Murphy, R (1, 8) OBP: 0.403, SLG: 0.543		F7		5-3			F8		5-3		4	0	0	0	0	0	0
Bob Horner, R (1, 5) OBP: 0.392, SLG: 0.541		F8			F6		CS 1B		5-3		4	0	1	0	0	0	0
Chris Chambliss, L (1, 3) OBP: 0.385, SLG: 0.523		F9			F8		F9 1-2			G3	4	0	0	0	0	0	1
Glenn Hubbard, R (1, 4) OBP: 0.341, SLG: 0.404			K		1B			FC2-6 BB		1B 4-3 BB	2	0	1	0	2	1	0
Biff Pocoroba, S (1, 2) OBP: 0.355, SLG: 0.478 Terry Harper, R (8, PR) OBP: 0.343, SLG: 0.399 Bruce Benedict, R (8, 2) OBP: 0.367, SLG: 0.336			F7		6-3			FC2-6 FC4 BB 1-2f		4-3 1-2	3 0 1	0 0 0	0 0 0	0 0 0	0 0 0	0 0 0	2 0 1
Rick Camp, R (1, 1) OBP: 0.086, SLG: 0.063 Mike Jorgensen, L (8, PH) OBP: 0.296, SLG: 0.370 Steve Bedrosian, R (8, 1) Bob Watson, R (10, PH) OBP: 0.452, SLG: 0.575 Ken Dayley, L (10, 1) OBP: 0.167, SLG: 0.063			K			FC6-4 HBP		FC4 BB 1-2		FC6-4 1B 2-3	1 0 0 1 0	0 0 0 0 0	0 0 0 1 0	0 1 0 0 0	1 0 0 0 0	0 0 0 0 0	0 0 0 0 0

Inning Stats																								
1	R: 0	H: 0	E: 0	LOB: 0	K: 1	BB: 0	S: 5	P: 5
2	R: 0	H: 0	E: 0	LOB: 0	K: 0	BB: 0	S: 3	P: 3
3	R: 0	H: 0	E: 0	LOB: 0	K: 2	BB: 0	S: 7	P: 7
4	R: 1	H: 1	E: 0	LOB: 0	K: 0	BB: 0	S: 4	P: 4
5	R: 0	H: 1	E: 0	LOB: 1	K: 0	BB: 0	S: 4	P: 4
6	R: 0	H: 0	E: 0	LOB: 1	K: 0	BB: 0	S: 3	P: 4
7	R: 0	H: 1	E: 0	LOB: 0	K: 0	BB: 0	S: 3	P: 3
8	R: 0	H: 0	E: 0	LOB: 2	K: 0	BB: 2	S: 3	P: 11
9	R: 0	H: 0	E: 0	LOB: 0	K: 0	BB: 0	S: 3	P: 3
10	R: 0	H: 1	E: 0	LOB: 2	K: 0	BB: 1	S: 4	P: 8

1B: 3	SF: 0
2B: 0	SAC: 0
3B: 0	DP: 0
HR: 1	HBP: 1

WP: 0	PA: 37
PB: 0	
SB: 1	
CS: 1	

PITCHER	IP	WLS	BF	H	R	ER	SO	BB	IBB	HBP	BLK	WP	HR	S	P	ERA	WHIP
Mike Torrez, R (1, 1) ERA: 4.26	10.0	W	37	4	1	1	3	3	0	1	0	0	1	39	52	0.90	0.700

PITCHER	IP	WLS	BF	H	R	ER	SO	BB	IBB	HBP	BLK	WP	HR	S	P	ERA	WHIP

AB	33
R	1
H	4
RBI	1
BB	3
SO	3
LOB	13

Atlanta Braves @ New York Mets

Shea Stadium, Flushing, NY

Tue Jul 26 1983, 7:05 PM EDT

Att. 13,380 - Unknown

livebaseballscorecards.com

BOTTOM

Batter	1	2	3	4	5	6	7	8	9	10	AB	R	H	RBI	BB	SO	LOB
Mookie Wilson, S (1, 8) OBP: 0.278, SLG: 0.325	4-3		1B		HBP		4-3			HR	4	1	2	1	0	0	0
Hubie Brooks, R (1, 5) OBP: 0.314, SLG: 0.369	4-3 BB		K 1-2		K			F9			3	0	0	0	1	2	2
Keith Hernandez, L (1, 3) OBP: 0.369, SLG: 0.439	4-3 1-2		4-3			4-3		BB			3	0	0	0	1	0	2
George Foster, R (1, 7) OBP: 0.311, SLG: 0.436	E6 2-3			K		5-3		F8			4	0	0	0	0	1	2
Darryl Strawberry, L (1, 9) OBP: 0.305, SLG: 0.434	1-4-3			6-3 BB		1B BB		K			2	1	0	0	2	1	3
Bob Bailor, R (1, 6) OBP: 0.304, SLG: 0.313 (10, 4)		L3 1B		6-3 1-3		1-H 1B			F7		4	0	2	1	0	0	1
Brian Giles, R (1, 4) OBP: 0.315, SLG: 0.294		L3 1-2		F9		F6			G4-6-3 1B		3	0	0	0	0	0	3
Danny Heep, L (9, PH) OBP: 0.354, SLG: 0.426											1	0	1	0	0	0	0
José Oquendo, S (10, 6) OBP: 0.282, SLG: 0.261											0	0	0	0	0	0	0
Junior Ortiz, R (1, 2) OBP: 0.241, SLG: 0.222		4-3			L4		F8		G4-6-3 1-2f		3	0	0	0	0	0	0
Rusty Staub, L (9, PH) OBP: 0.391, SLG: 0.430											1	0	0	0	0	0	1
Ron Hodges, L (10, 2) OBP: 0.367, SLG: 0.240											0	0	0	0	0	0	0
Mike Torrez, R (1, 1) OBP: 0.077, SLG: 0.053			K		6-3		6-3			K	3	0	0	0	0	1	0
Dave Kingman, R (10, PH) OBP: 0.270, SLG: 0.415											1	0	0	0	0	1	0
Inning Stats	R: 0 E: 1 K: 0 S: 4 H: 0 LOB: 2 BB: 1 P: 8	R: 0 E: 0 K: 0 S: 3 H: 1 LOB: 0 BB: 0 P: 3	R: 0 E: 0 K: 2 S: 8 H: 1 LOB: 1 BB: 0 P: 8	R: 0 E: 0 K: 1 S: 5 H: 0 LOB: 1 BB: 1 P: 9	R: 0 E: 0 K: 1 S: 5 H: 0 LOB: 1 BB: 0 P: 6	R: 1 E: 0 K: 0 S: 4 H: 1 LOB: 1 BB: 1 P: 8	R: 0 E: 0 K: 0 S: 3 H: 0 LOB: 0 BB: 0 P: 3	R: 0 E: 0 K: 1 S: 5 H: 0 LOB: 1 BB: 1 P: 9	R: 0 E: 0 K: 0 S: 3 H: 1 LOB: 0 BB: 0 P: 3	R: 1 E: 0 K: 1 S: 4 H: 1 LOB: 0 BB: 0 P: 4	1B: 4 2B: 1 3B: 0 HR: 1	SF: 0 SAC: 0 DP: 2 HBP: 1					

	AB	32
	R	2
	H	5
	RBI	2
	BB	4
	SO	6
	LOB	14

WP: 0 PB: 0 SB: 3 CS: 0 PA: 37

PITCHER	IP	WLS	BF	H	R	ER	SO	BB	IBB	HBP	BLK	WP	HR	S	P	ERA	WHIP
Rick Camp, R (1, 1) ERA: 3.74	7.0		28	3	1	1	4	3	0	1	0	0	0	32	45	1.29	0.857
Steve Bedrosian, R (8, 1) ERA: 3.08	2.0		7	1	0	0	1	1	0	0	0	0	0	8	12	0.00	1.000
Ken Dayley, L (10, 1) ERA: 4.2	0.1	L	2	1	1	1	1	0	0	0	0	0	1	4	4	27.00	3.000

PITCHER	IP	WLS	BF	H	R	ER	SO	BB	IBB	HBP	BLK	WP	HR	S	P	ERA	WHIP

Atlanta Braves @ New York Mets

Shea Stadium, Flushing, NY

Wed Jul 27 1983, 3:33 AM EDT

Att. 12,455 - Unknown

TOP

livebaseballscorecards.com

Batter	1	2	3	4	5	6	7	8	9	AB	R	H	RBI	BB	SO	LOB
Brett Butler, L (1, 8) OBP: 0.355, SLG: 0.413	S S S 0-3 ① K		x 0-0 1B 1B		x 0-0 ① SH2-3 1-2 2-3	x 0-0 ③ F7 1-2 2-3		4-0 1B E IBB		3	0	1	0	0	1	2
Bob Watson, R (7, 7)(8, PH) OBP: 0.459, SLG: 0.575										0	1	0	0	1	0	0
Terry Forster, L (8, 1) OBP: 0.750, SLG: 1.000										0	0	0	0	0	0	0
Rafael Ramirez, R (1, 6) OBP: 0.333, SLG: 0.353	x 0-0 ② F9		x 0-0 1-3 1B		x 0-0 ② F5		x 0-0 ① L1	x 0-0 E8 FC5 1-H 2-H 3-H 1B		5	0	2	2	0	0	2
Claudell Washington, L (1, 9) OBP: 0.330, SLG: 0.421	B B B B 4-0 S BB		x 0-0 ③ L5		I I I 4-0 1B IBB		B B B B 4-0 CS BB	B B B B 4-0 BB		1	0	0	0	4	0	2
Bob Horner, R (1, 5) OBP: 0.389, SLG: 0.536	x 0-0 ③ 5-3 1-2			S S S 0-3 ① K	x 0-0 FC6-4 1-2 2-H 3-H 1B		x 0-0 ②③ F3 1-2	x 0-0 ③ FC5 2-3f		5	0	1	2	0	1	4
Chris Chambliss, L (1, 3) OBP: 0.383, SLG: 0.516		B B B B 4-0 FC5-4 BB		x 0-0 ② F7	x 0-0 ③ FC6-4 1-2f			x 0-0 ① 4-3	S S S 0-3 ① K	4	0	0	0	1	1	2
Mike Jorgensen, L (1, 7) OBP: 0.316, SLG: 0.375		x 0-0 ① F8		x 0-0 1B		B B B B 4-0 FC3-5 1B BB		B B B B 4-0 BB 2B BB	x 0-0 ② F9	2	0	1	0	1	0	1
Dale Murphy, R (7, 8) OBP: 0.403, SLG: 0.542										1	1	0	0	1	0	0
Glenn Hubbard, R (1, 4) OBP: 0.342, SLG: 0.402		x 0-0 ② FC5-4 CS 1-2f		x 0-0 ③ 4-3		x 0-0 ① F8		B B B B 4-0 2B 1-2 1B BB	x 0-0 1B	4	1	1	0	1	0	3
Bruce Benedict, R (1, 2) OBP: 0.370, SLG: 0.344		0-0 ③ CS 1-2	x 0-0 ① 5-3		x 0-0 SH2-3 BB 1B 1B	x 0-0 WP FC3-5 1-2 1B		x 0-0 1-3 1B 2-H 2B	x 0-0 ③ 1-6-3	5	2	3	1	0	0	1
Craig McMurtry, R (1, 1) OBP: 0.125, SLG: 0.067			S S S 0-3 ② K		B B B B 4-0 SH2-3 1-2 1B BB	x 0-0 ② FC3-5 WP 1-2 2-3f		x 0-0 ② F8		2	1	0	0	1	1	2
Biff Pocoroba, S (8, PH) OBP: 0.355, SLG: 0.478										0	0	0	0	0	0	0
Terry Harper, R (8, PH)(8, 7) OBP: 0.341, SLG: 0.396										1	0	0	0	0	0	2
Inning Stats	R: 0 E: 0 K: 1 S: 5 H: 0 LOB: 1 BB: 1 P: 9	R: 0 E: 0 K: 0 S: 2 H: 0 LOB: 0 BB: 1 P: 6	R: 0 E: 0 K: 1 S: 7 H: 2 LOB: 2 BB: 0 P: 7	R: 0 E: 0 K: 1 S: 6 H: 1 LOB: 1 BB: 0 P: 6	R: 2 E: 0 K: 0 S: 5 H: 2 LOB: 2 BB: 2 P: 13	R: 0 E: 0 K: 0 S: 4 H: 1 LOB: 2 BB: 1 P: 8	R: 0 E: 0 K: 0 S: 2 H: 0 LOB: 0 BB: 1 P: 6	R: 4 E: 1 K: 0 S: 5 H: 2 LOB: 2 BB: 4 P: 21	R: 0 E: 0 K: 1 S: 6 H: 1 LOB: 1 BB: 0 P: 6							

AB	33
R	6
H	9
RBI	5
BB	10
SO	4
LOB	21

1B: 8 SF: 0 WP: 1 PA: 45
2B: 1 SAC: 1 PB: 0
3B: 0 DP: 0 SB: 1
HR: 0 HBP: 0 CS: 2

PITCHER		IP	WLS	BF	H	R	ER	SO	BB	IBB	HBP	BLK	WP	HR	S	P	ERA	WHIP
Walt Terrell, R ERA: 3.91	(1, 1)	5.2		27	6	2	2	3	4	1	0	0	0	0	28	48	3.18	1.765
Jesse Orosco, L ERA: 1.55	(6, 1)	1.1		4	0	0	0	0	1	0	0	0	1	0	3	7	0.00	0.750
Doug Sisk, R ERA: 2.79	(8, 1)	0.1	L	4	1	3	3	0	2	0	0	0	0	0	2	10	81.00	9.000
Carlos Diaz, L ERA: 2.68	(8, 1)	0.1		4	1	1	0	0	1	1	0	0	0	0	2	10	0.00	6.000
Scott Holman, R ERA: 4.3	(8, 1)	0.1		1	0	0	0	0	0	0	0	0	0	0	1	1	0.00	0.000

PITCHER		IP	WLS	BF	H	R	ER	SO	BB	IBB	HBP	BLK	WP	HR	S	P	ERA	WHIP
Tom Gorman, L ERA: 6.0	(9, 1)	1.0		4	1	0	0	1	0	0	0	0	0	0	6	6	0.00	1.000

Batter	1	2	3	4	5	6	7	8	9	AB	R	H	RBI	BB	SO	LOB
Mookie Wilson, S (1, 8) OBP: 0.282, SLG: 0.336	4-3		F6			1B	HR		1B	5	1	3	3	0	0	0
Hubie Brooks, R (1, 5) OBP: 0.313, SLG: 0.367	6-3		K			1-2 1B	5-3		K	5	0	1	0	0	2	2
Keith Hernandez, L (1, 3) OBP: 0.366, SLG: 0.434	4-3			4-3		F7		F8		4	0	0	0	0	0	2
George Foster, R (1, 7) OBP: 0.313, SLG: 0.435		BBBB 1B BB		F9		F4		HBP 1B		3	0	1	0	1	0	2
Darryl Strawberry, L (1, 9) OBP: 0.304, SLG: 0.429		F7		SSS K		4-3		H 1-2 HBP		3	0	0	0	0	1	3
Bob Bailor, R (1, 4) OBP: 0.303, SLG: 0.311 (8, 6)		1-2 1B			6-3		4-3	F9		4	0	1	0	0	0	2
José Oquendo, S (1, 6) OBP: 0.279, SLG: 0.258 Danny Heep, L (7, PH) OBP: 0.355, SLG: 0.436 Doug Sisk, R (8, 1) OBP: 0.500, SLG: 0.500 Carlos Diaz, R (8, 1) Scott Holman, R (8, 1) OBP: 0.222, SLG: 0.222 Dave Kingman, R (8, PH) OBP: 0.269, SLG: 0.413 Tom Gorman, L (9, 1) OBP: 0.250, SLG: 0.250		F8			SSS K		HR 2B	SSS K		2 1 0 0 0 1 0	0 1 0 0 0 0 0	0 1 0 0 0 0 0	0 0 0 0 0 0 0	1 0 0 0 0 0 0	2 0 0 0 0 1 0	2 0 0 0 0 2 0
Ron Hodges, L (1, 2) OBP: 0.367, SLG: 0.241 Junior Ortiz, R (9, PH) OBP: 0.238, SLG: 0.220		4-3			1B		6-3		SSS K	3 1	0 0	1 0	0 0	0 0	0 1	3 0
Walt Terrell, L (1, 1) Jesse Orosco, R (6, 1) OBP: 0.222, SLG: 0.222 Rusty Staub, L (7, PH) OBP: 0.398, SLG: 0.430 Brian Giles, R (7, PR) OBP: 0.314, SLG: 0.293 (8, 4)			1-3		1-3		BBBB HR BB		1-3	2 0 0 1	0 0 0 1	0 0 0 0	0 0 0 0	0 0 1 0	0 0 0 0	1 0 0 0
Inning Stats	R: 0 H: 0 E: 0 LOB: 0 K: 0 BB: 0 S: 3 P: 3	R: 0 H: 1 E: 0 LOB: 2 K: 0 BB: 1 S: 4 P: 8	R: 0 H: 0 E: 0 LOB: 0 K: 1 BB: 0 S: 5 P: 5	R: 0 H: 0 E: 0 LOB: 0 K: 1 BB: 0 S: 5 P: 5	R: 0 H: 1 E: 0 LOB: 1 K: 1 BB: 0 S: 6 P: 6	R: 0 H: 2 E: 0 LOB: 2 K: 0 BB: 0 S: 5 P: 5	R: 3 H: 2 E: 0 LOB: 1 K: 0 BB: 1 S: 5 P: 9	R: 0 H: 1 E: 0 LOB: 2 K: 1 BB: 0 S: 6 P: 7	R: 0 H: 1 E: 0 LOB: 1 K: 2 BB: 0 S: 8 P: 8	1B: 6 2B: 1 3B: 0 HR: 1	SF: 0 SAC: 0 DP: 0 HBP: 1			WP: 0 PB: 0 SB: 0 CS: 0		PA: 38	

PITCHER		IP	WLS	BF	H	R	ER	SO	BB	IBB	HBP	BLK	WP	HR	S	P	ERA	WHIP
Craig McMurtry, R ERA: 3.11	(1, 1)	7.0	W	29	6	3	3	3	2	0	0	0	0	1	33	41	3.86	1.143
Terry Forster, L ERA: 2.35	(8, 1)	2.0	S	9	2	0	0	3	0	0	1	0	0	0	14	15	0.00	1.000

PITCHER	IP	WLS	BF	H	R	ER	SO	BB	IBB	HBP	BLK	WP	HR	S	P	ERA	WHIP

BOTTOM

Atlanta Braves @ New York Mets

Shea Stadium, Flushing, NY

Wed Jul 27 1983, 3:33 AM EDT

Att. 12,455 - Unknown

livebaseballscorecards.com

AB	35
R	3
H	8
RBI	3
BB	2
SO	6
LOB	19

Pittsburgh Pirates @ New York Mets

Shea Stadium, Flushing, NY

Thu Jul 28 1983, 7:05 PM EDT

Att. 12,233 - Unknown

TOP

livebaseballscorecards.com

Batter	1	2	3	4	5	6	7	8	9	AB	R	H	RBI	BB	SO	LOB
Marvell Wynne, L (1, 8) OBP: 0.327, SLG: 0.399	BBBB 4-0 1B G5-4-3 BB	x 0-0 E3 1-H 1B 2B		x 0-0 ① 4-3			x 0-0 S 1B 1B		x 0-0 ② 5-3	4	3	2	0	1	0	0
Johnny Ray, S (1, 4) OBP: 0.335, SLG: 0.432	x 0-0 G5-4-3 1-3 1B	x 0-0 ② 5-3		x 0-0 ② 5-3			x 0-0 ① F3 1-2		x 0-0 ③ 3-1	5	0	1	0	0	0	2
Bill Madlock, R (1, 5) OBP: 0.390, SLG: 0.467	x 0-0 ① ② G5-4-3 1-2f 3-H	x 0-0 3-H 1B		x 0-0 ③ F7			x 0-0 ② F9			4	0	1	1	0	0	2
Jason Thompson, L (1, 3) OBP: 0.404, SLG: 0.450	x 0-0 2B 2B 1B	S S S 0-3 ③ K			x 0-0 L3 1B		x 0-0 2-H 1B			4	1	3	1	0	1	1
Dave Parker, L (1, 9) OBP: 0.313, SLG: 0.412	x 0-0 1-3 2B 2B		x 0-0 E3 S		x 0-0 ① ② L3 1-2		S S S 0-3 ③ K			4	1	1	0	0	1	2
Mike Easler, L (1, 7) OBP: 0.375, SLG: 0.464	x 0-0 2-H 3-H 2B		S S S 0-3 ① K 1-2		S S S 0-3 ③ K			S S S 0-3 ① K		4	0	1	2	0	3	1
Tony Peña, R (1, 2) OBP: 0.320, SLG: 0.381	x 0-0 ③ L9		S S S 0-3 ② K			x 0-0 ① 5-3		x 0-0 ② 6-3		4	0	0	0	0	1	2
Dale Berra, R (1, 6) OBP: 0.323, SLG: 0.372		S S S 0-3 ① K	I I I I 4-0 IBB			x 0-0 ② F9		x 0-0 ③ F7		3	0	0	0	1	1	0
Larry McWilliams, L (1, 1) OBP: 0.145, SLG: 0.148 Kent Tekulve, R (9, 1) Rod Scurry, L (9, 1)		x 0-0 2B E 1B	S S S 0-3 ③ K			x 0-0 ③ 3-1			S S S 0-3 ① K	4 0 0	1 0 0	1 0 0	0 0 0	0 0 0	2 0 0	2 0 0
Inning Stats	R: 3 E: 0 K: 0 S: 6 H: 4 LOB: 1 BB: 1 P: 10	R: 2 E: 1 K: 2 S: 10 H: 3 LOB: 1 BB: 0 P: 10	R: 0 E: 1 K: 3 S: 10 H: 0 LOB: 2 BB: 1 P: 14	R: 0 E: 0 K: 0 S: 3 H: 0 LOB: 0 BB: 0 P: 3	R: 0 E: 0 K: 1 S: 5 H: 1 LOB: 0 BB: 0 P: 5	R: 0 E: 0 K: 0 S: 3 H: 0 LOB: 0 BB: 0 P: 3	R: 1 E: 0 K: 1 S: 7 H: 2 LOB: 1 BB: 0 P: 7	R: 0 E: 0 K: 1 S: 5 H: 0 LOB: 0 BB: 0 P: 5	R: 0 E: 0 K: 1 S: 5 H: 0 LOB: 0 BB: 0 P: 5	1B: 7 2B: 4 3B: 0 HR: 0 SF: 0 SAC: 0 DP: 2 HBP: 0						

	AB	36
	R	6
	H	10
	RBI	4
	BB	2
	SO	9
	LOB	12

WP: 0 PB: 0 SB: 2 CS: 0 PA: 38

PITCHER		IP	WLS	BF	H	R	ER	SO	BB	IBB	HBP	BLK	WP	HR	S	P	ERA	WHIP
Craig Swan, R ERA: 5.43	(1, 1)	1.1	L	10	6	5	5	1	1	0	0	0	0	0	11	15	33.75	5.250
Carlos Diaz, L ERA: 2.49	(2, 1)	3.2		14	2	0	0	5	0	1	0	0	0	0	23	27	0.00	0.545
Tom Gorman, L ERA: 5.88	(6, 1)	2.0		8	2	1	1	1	0	0	0	0	0	0	10	10	4.50	1.000
Scott Holman, R ERA: 4.17	(8, 1)	2.0		6	0	0	0	2	0	0	0	0	0	0	10	10	0.00	0.000

PITCHER	IP	WLS	BF	H	R	ER	SO	BB	IBB	HBP	BLK	WP	HR	S	P	ERA	WHIP

Batter	1	2	3	4	5	6	7	8	9	AB	R	H	RBI	BB	SO	LOB
Mookie Wilson, S (1, 8) OBP: 0.286, SLG: 0.337	FC5-4 1B		BBBB 4-0 1B BB		0-0 G4-6-3 1-2 1B		0-0 ③ F8		0-0 ③ FC6-4 1-2f	4	0	2	0	1	0	4
Hubie Brooks, R (1, 5) OBP: 0.312, SLG: 0.365	SSS 0-3 ① K		0-0 1-3 2-H 1B		0-0 ①② G4-6-3 1-2f 2-3			0-0 ① 6-3		4	0	1	1	0	1	3
Keith Hernandez, L (1, 3) OBP: 0.362, SLG: 0.429	0-0 ② F6		SSS 0-3 ② K		SSS 0-3 ③ K 3-H			0-0 ② 6-3		4	0	0	0	0	2	3
George Foster, R (1, 7) OBP: 0.309, SLG: 0.430	0-0 ③ FC5-4 1-2f		SSS 0-3 ③ K			0-0 ① F3		SSS 0-3 ③ K		4	0	0	0	0	2	3
Dave Kingman, R (1, 9) OBP: 0.269, SLG: 0.410		0-0 ① 5-3		0-0 ① F6		SSS 0-3 ② K			0-0 BB E 1B	4	0	1	0	0	1	0
Bob Bailor, R (1, 4) OBP: 0.302, SLG: 0.310		SSS 0-3 ② K		0-0 4-3 1B		0-0 ③ 6-3			0-0 E4 1-2 BB	4	0	1	0	0	1	1
Junior Ortiz, R (1, 2) OBP: 0.241, SLG: 0.224 Danny Heep, L (9, PH) OBP: 0.356, SLG: 0.433		0-0 ③ 6-3		0-0 ② 4-3 1-2			0-0 1B		0-0 ① F8	3 1	0 0	1 0	0 0	0 0	0 0	1 2
José Oquendo, S (1, 6) OBP: 0.280, SLG: 0.259 Rusty Staub, L (9, PH) OBP: 0.404, SLG: 0.430 Brian Giles, R (9, PR) OBP: 0.314, SLG: 0.293			0-0 SH3-4 1B 1B	0-0 ③ L7			0-0 ① F8		BBBB 4-0 1-2 2-3 FC6-4 BB	3 0 0	1 0 0	1 0 0	0 0 0	0 1 0	0 0 0	2 0 0
Craig Swan, R (1, 1) OBP: 0.105, SLG: 0.105 Carlos Diaz, R (2, 1) Tucker Ashford, R (5, PH) OBP: 0.273, SLG: 0.240 Tom Gorman, L (6, 1) OBP: 0.250, SLG: 0.250 Mark Bradley, R (7, PH) OBP: 0.301, SLG: 0.351 Scott Holman, R (8, 1) OBP: 0.222, SLG: 0.222 Darryl Strawberry, L (9, PH) OBP: 0.303, SLG: 0.427			0-0 ① SH3-4 1-2		0-0 G4-6-3 1B WP 1B		0-0 ② F9		SSS 0-3 ② K	0 0 1 0 1 0 1	0 0 1 0 0 0 0	0 0 1 0 0 0 0	0 0 0 0 0 0 0	0 0 0 0 0 0 0	0 0 0 0 0 0 0	0 0 0 0 1 0 1
Inning Stats	R: 0 E: 0 K: 1 S: 6 H: 1 LOB: 1 BB: 0 P: 6	R: 0 E: 0 K: 1 S: 5 H: 0 LOB: 0 BB: 0 P: 5	R: 1 E: 0 K: 2 S: 9 H: 2 LOB: 2 BB: 1 P: 13	R: 0 E: 0 K: 0 S: 4 H: 1 LOB: 1 BB: 0 P: 4	R: 1 E: 0 K: 1 S: 6 H: 2 LOB: 0 BB: 0 P: 6	R: 0 E: 0 K: 1 S: 5 H: 0 LOB: 0 BB: 0 P: 5	R: 0 E: 0 K: 0 S: 4 H: 1 LOB: 1 BB: 0 P: 4	R: 0 E: 0 K: 1 S: 5 H: 0 LOB: 0 BB: 0 P: 5	R: 0 E: 1 K: 1 S: 7 H: 1 LOB: 3 BB: 1 P: 11	1B: 8 2B: 0 3B: 0 HR: 0	SF: 0 SAC: 1 DP: 1 HBP: 0						

PITCHER		IP	WLS	BF	H	R	ER	SO	BB	IBB	HBP	BLK	WP	HR	S	P	ERA	WHIP
Larry McWilliams, L ERA: 2.99	(1, 1)	8.0	W	32	8	2	2	7	1	0	0	0	1	0	45	49	2.25	1.125
Kent Tekulve, R ERA: 1.82	(9, 1)	0.1		3	0	0	0	0	1	0	0	0	0	0	2	6	0.00	3.000
Rod Scurry, L ERA: 5.18	(9, 1)	0.2	S	2	0	0	0	1	0	0	0	0	0	0	4	4	0.00	0.000

PITCHER	IP	WLS	BF	H	R	ER	SO	BB	IBB	HBP	BLK	WP	HR	S	P	ERA	WHIP

BOTTOM

Pittsburgh Pirates @ New York Mets

Shea Stadium, Flushing, NY

Thu Jul 28 1983, 7:05 PM EDT

Att. 12,233 - Unknown

livebaseballscorecards.com

AB	34
R	2
H	8
RBI	1
BB	2
SO	8
LOB	23

1B: 8	SF: 0	WP: 1	PA: 37
2B: 0	SAC: 1	PB: 0	
3B: 0	DP: 1	SB: 0	
HR: 0	HBP: 0	CS: 0	

Pittsburgh Pirates @ New York Mets

Shea Stadium, Flushing, NY

Fri Jul 29 1983, 7:05 PM EDT

Att. 14,306 - Unknown

TOP

livebaseballscorecards.com

Batter	1	2	3	4	5	6	7	8	9	AB	R	H	RBI	BB	SO	LOB
Marvell Wynne, L (1, 8) OBP: 0.320, SLG: 0.389	F7		3-1			F7		FC1-6 S 1-2f		4	0	0	0	0	0	1
Johnny Ray, S (1, 4) OBP: 0.334, SLG: 0.428	F6			BBBB 4-3 BB		F8		F6 1-2		3	0	0	0	1	0	1
Bill Madlock, R (1, 5) OBP: 0.388, SLG: 0.467	3-1			4-3 1-2		2B		L4		4	0	1	0	0	0	2
Jason Thompson, L (1, 3) OBP: 0.400, SLG: 0.444		F4		SSS K		L7			G3	4	0	0	0	0	1	2
Dave Parker, L (1, 9) OBP: 0.311, SLG: 0.410 Lee Lacy, R (4, 9) OBP: 0.342, SLG: 0.429		6-3		SSS K			3-1		SSS K	2 2	0 0	0 0	0 0	0 0	1 1	1 0
Mike Easler, L (1, 7) OBP: 0.376, SLG: 0.476		HR			6-3 1B		SSS K		F9	4	1	2	1	0	1	0
Tony Peña, R (1, 2) OBP: 0.320, SLG: 0.390		4-3			6-3 1-2		HR			3	1	1	1	0	0	1
Dale Berra, R (1, 6) OBP: 0.320, SLG: 0.369			4-3		6-3		F9			3	0	0	0	0	0	1
John Candelaria, L (1, 1) OBP: 0.244, SLG: 0.150 Cecilio Guante, R (7, 1) OBP: 0.250, SLG: 0.182			SSS K		3-1			BBBB FC1-6 BB		2 0	0 0	0 0	0 0	1 1	1 0	1 0

	AB	31
	R	2
	H	4
	RBI	2
	BB	2
	SO	5
	LOB	10

Inning Stats	1	2	3	4	5	6	7	8	9	1B: 1	SF: 0	WP: 0	PA: 33
	R: 0 E: 0 K: 0 S: 3	R: 1 E: 0 K: 0 S: 4	R: 0 E: 0 K: 1 S: 5	R: 0 E: 0 K: 2 S: 7	R: 0 E: 0 K: 0 S: 4	R: 0 E: 0 K: 0 S: 4	R: 1 E: 0 K: 1 S: 6	R: 0 E: 0 K: 0 S: 3	R: 0 E: 0 K: 1 S: 5	2B: 1	SAC: 0	PB: 0	
	H: 0 LOB: 0 BB: 0 P: 3	H: 1 LOB: 0 BB: 0 P: 4	H: 0 LOB: 0 BB: 0 P: 5	H: 0 LOB: 1 BB: 1 P: 11	H: 1 LOB: 1 BB: 0 P: 4	H: 1 LOB: 1 BB: 0 P: 4	H: 1 LOB: 0 BB: 0 P: 6	H: 0 LOB: 1 BB: 1 P: 7	H: 0 LOB: 0 BB: 0 P: 5	3B: 0 HR: 2	DP: 0 HBP: 0	SB: 1 CS: 0	

PITCHER		IP	WLS	BF	H	R	ER	SO	BB	IBB	HBP	BLK	WP	HR	S	P	ERA	WHIP
Tom Seaver, R ERA: 3.76	(1, 1)	8.0	L	30	4	2	2	4	2	0	0	0	0	2	36	44	2.25	0.750
Jesse Orosco, L ERA: 1.53	(9, 1)	1.0		3	0	0	0	1	0	0	0	0	0	0	5	5	0.00	0.000

PITCHER		IP	WLS	BF	H	R	ER	SO	BB	IBB	HBP	BLK	WP	HR	S	P	ERA	WHIP

Batter	1	2	3	4	5	6	7	8	9	AB	R	H	RBI	BB	SO	LOB
Mookie Wilson, S (1, 8) OBP: 0.283, SLG: 0.334	4-3		K			L5		F5		4	0	0	0	0	1	0
Hubie Brooks, R (1, 5) OBP: 0.311, SLG: 0.367	1B 2B		1-3			F8			6-3	4	1	1	0	0	0	0
Keith Hernandez, L (1, 3) OBP: 0.361, SLG: 0.427	E 1B 2-H 1B		K			4-3			F8	4	0	1	1	0	1	0
George Foster, R (1, 7) OBP: 0.309, SLG: 0.428	E8 1-3 1B			K			F9		F6	4	0	1	0	0	1	0
Mark Bradley, R (1, 9) OBP: 0.291, SLG: 0.338	K			4-3			K			3	0	0	0	0	2	2
Brian Giles, R (1, 4) OBP: 0.314, SLG: 0.293	K			F8			1B			3	0	1	0	0	1	2
José Oquendo, S (1, 6) OBP: 0.278, SLG: 0.257		F7			F8		F6			2	0	0	0	0	0	0
Dave Kingman, R (7, PH) OBP: 0.268, SLG: 0.409										1	0	0	0	0	0	1
Bob Bailor, R (8, 6) OBP: 0.302, SLG: 0.310										0	0	0	0	0	0	0
Junior Ortiz, R (1, 2) OBP: 0.236, SLG: 0.218		6-3			F8			F7		2	0	0	0	0	0	0
Danny Heep, L (8, PH) OBP: 0.354, SLG: 0.430										1	0	0	0	0	0	0
Ron Hodges, L (9, 2) OBP: 0.367, SLG: 0.241										0	0	0	0	0	0	0
Tom Seaver, R (1, 1) OBP: 0.217, SLG: 0.262		K			6-3			6-3		2	0	0	0	0	1	0
Rusty Staub, L (8, PH) OBP: 0.400, SLG: 0.425										1	0	0	0	0	0	0
Jesse Orosco, R (9, 1) OBP: 0.222, SLG: 0.222										0	0	0	0	0	0	0
Inning Stats	R: 1 E: 1 K: 2 S: 10 H: 3 LOB: 2 BB: 0 P: 10	R: 0 E: 0 K: 1 S: 5 H: 0 LOB: 0 BB: 0 P: 5	R: 0 E: 0 K: 2 S: 7 H: 0 LOB: 0 BB: 0 P: 7	R: 0 E: 0 K: 1 S: 5 H: 0 LOB: 0 BB: 0 P: 5	R: 0 E: 0 K: 0 S: 3 H: 0 LOB: 0 BB: 0 P: 3	R: 0 E: 0 K: 0 S: 3 H: 0 LOB: 0 BB: 0 P: 3	R: 0 E: 0 K: 1 S: 6 H: 1 LOB: 1 BB: 0 P: 6	R: 0 E: 0 K: 0 S: 3 H: 0 LOB: 0 BB: 0 P: 3	R: 0 E: 0 K: 0 S: 3 H: 0 LOB: 0 BB: 0 P: 3	1B: 3 2B: 1 3B: 0 HR: 0 SF: 0 SAC: 0 DP: 0 HBP: 0						

PITCHER		IP	WLS	BF	H	R	ER	SO	BB	IBB	HBP	BLK	WP	HR	S	P	ERA	WHIP
John Candelaria, L ERA: 3.75	(1, 1)	6.2	W	24	4	1	1	7	0	0	0	0	0	0	38	38	1.35	0.600
Cecilio Guante, R ERA: 2.54	(7, 1)	2.1	S	7	0	0	0	0	0	0	0	0	0	0	7	7	0.00	0.000

PITCHER	IP	WLS	BF	H	R	ER	SO	BB	IBB	HBP	BLK	WP	HR	S	P	ERA	WHIP

BOTTOM

Pittsburgh Pirates @ New York Mets

Shea Stadium, Flushing, NY

Fri Jul 29 1983, 7:05 PM EDT

Att. 14,306 - Unknown

livebaseballscorecards.com

AB	31
R	1
H	4
RBI	1
BB	0
SO	7
LOB	5

WP: 0 PA: 31
PB: 0
SB: 0
CS: 0

Pittsburgh Pirates @ New York Mets

Shea Stadium, Flushing, NY

Sat Jul 30 1983, 3:33 AM EDT

Att. 17,721 - Unknown

TOP

livebaseballscorecards.com

Batter	1	2	3	4	5	6	7	8	9	AB	R	H	RBI	BB	SO	LOB
Marvell Wynne, L (1, 8) OBP: 0.318, SLG: 0.385	F8		G3		E 1B 1-2 2-3		K			4	1	1	0	0	1	1
Johnny Ray, S (1, 4) OBP: 0.331, SLG: 0.423	L4			F9	F5		K			4	0	0	0	0	1	3
Bill Madlock, R (1, 5) OBP: 0.384, SLG: 0.462	5-3			5-3	E9 1B 1-H 2-H 3-H			5-3		4	1	0	0	0	0	0
Jason Thompson, L (1, 3) OBP: 0.399, SLG: 0.442		4-3		F7	1B 2-H			K		4	0	1	1	0	1	0
Dave Parker, L (1, 9) OBP: 0.308, SLG: 0.404		L9			F8 K			F4		4	0	0	0	0	1	1
Mike Easler, L (1, 7) OBP: 0.375, SLG: 0.473		F7			E4 1B 1B 1B	G4-6-3 1B			L8	4	1	1	0	0	0	0
Tony Peña, R (1, 2) OBP: 0.320, SLG: 0.388			5-3		1B 1-2	G4-6-3 1-2f			F3	4	1	1	0	0	0	1
Dale Berra, R (1, 6) OBP: 0.319, SLG: 0.368			K		1B 1B E 1B 1-2 2-3	F2			F7	4	1	1	0	0	1	0
Rick Rhoden, R (1, 1) OBP: 0.138, SLG: 0.155					1B 1-2 2-H 3-H		K			2	1	2	2	0	0	0
Rod Scurry, L (5, 1)										1	0	0	0	0	1	0
Manny Sarmiento, R (7, 1)										0	0	0	0	0	0	0
Inning Stats	R: 0 E: 0 K: 0 S: 3 H: 0 LOB: 0 BB: 0 P: 3	R: 0 E: 0 K: 0 S: 3 H: 0 LOB: 0 BB: 0 P: 3	R: 0 E: 0 K: 1 S: 6 H: 1 LOB: 1 BB: 0 P: 6	R: 0 E: 0 K: 0 S: 3 H: 0 LOB: 0 BB: 0 P: 3	R: 6 E: 2 K: 1 S: 12 H: 5 LOB: 1 BB: 0 P: 12	R: 0 E: 0 K: 0 S: 3 H: 1 LOB: 0 BB: 0 P: 3	R: 0 E: 0 K: 3 S: 9 H: 0 LOB: 0 BB: 0 P: 9	R: 0 E: 0 K: 1 S: 5 H: 0 LOB: 0 BB: 0 P: 5	R: 0 E: 0 K: 0 S: 3 H: 0 LOB: 0 BB: 0 P: 3	1B: 7 2B: 0 3B: 0 HR: 0 SF: 0 SAC: 0 DP: 1 HBP: 0						

	AB	35
	R	6
	H	7
	RBI	3
	BB	0
	SO	6
	LOB	6

WP: 0 PB: 0 SB: 0 CS: 0 PA: 35

PITCHER		IP	WLS	BF	H	R	ER	SO	BB	IBB	HBP	BLK	WP	HR	S	P	ERA	WHIP
Ed Lynch, R ERA: 3.61	(1, 1)	4.2	L	21	5	6	1	1	0	0	0	0	0	0	23	23	1.93	1.071
Carlos Diaz, L ERA: 2.38	(5, 1)	2.1		8	2	0	0	4	0	0	0	0	0	0	16	16	0.00	0.857
Tom Gorman, L ERA: 5.46	(8, 1)	2.0		6	0	0	0	1	0	0	0	0	0	0	8	8	0.00	0.000

PITCHER		IP	WLS	BF	H	R	ER	SO	BB	IBB	HBP	BLK	WP	HR	S	P	ERA	WHIP

Batter	1	2	3	4	5	6	7	8	9	AB	R	H	RBI	BB	SO	LOB
Mookie Wilson, S (1, 8) OBP: 0.285, SLG: 0.336	0-0 BB, 1B, 1B		0-0 E6, FC3-6, BLK		0-0 FC5-4, 1B			0-0 ① F8		4	1	2	0	0	0	0
Hubie Brooks, R (1, 5) OBP: 0.313, SLG: 0.365	4-0 1B, E, 1-2, BB		1-0 FC3-6, 1-2, HBP		0-0 ② F8			0-3 ② K		2	1	0	0	1	1	1
Keith Hernandez, L (1, 3) OBP: 0.360, SLG: 0.426	0-0 S, SF8, 1-3, 2-H, 1B		0-0 ① FC3-6, 1-2f, 2-3		0-0 ③ FC5-4, 1-2f			0-0 ③ L8		4	1	1	1	0	0	3
Danny Heep, L (1, 7) OBP: 0.346, SLG: 0.420	0-3 ① K, 1-3, 3-H		0-3 ② K			0-0 ① F3			0-0 ① F2	4	0	0	0	0	2	3
Darryl Strawberry, L (1, 9) OBP: 0.298, SLG: 0.421	0-0 ② SF8, 3-H		0-0 ③ 4-3			0-3 ② K			0-0 ② 4-1	3	0	0	1	0	1	2
Ron Hodges, L (1, 2) OBP: 0.360, SLG: 0.236	0-0 ③ 5-3			0-0 ① G2		0-0 ③ F9			0-0 ③ F7	4	0	0	0	0	0	0
Bob Bailor, R (1, 6) OBP: 0.298, SLG: 0.305 (5, 4)		0-0 ① F9		0-0 ② G3			0-0 ① F9			3	0	0	0	0	0	0
Brian Giles, R (1, 4) OBP: 0.312, SLG: 0.291		0-0 ② F8		0-3 ③ K			0-0 ② G3			2	0	0	0	0	1	0
Carlos Diaz, R (5, 1)										0	0	0	0	0	0	0
Mark Bradley, R (7, PH) OBP: 0.287, SLG: 0.333										1	0	0	0	0	0	0
Tom Gorman, L (8, 1) OBP: 0.250, SLG: 0.250										0	0	0	0	0	0	0
Ed Lynch, R (1, 1) OBP: 0.167, SLG: 0.143		0-3 ③ K			0-3 ① K		0-0 ③ F4			1	0	0	0	0	1	0
José Oquendo, S (5, 6) OBP: 0.275, SLG: 0.255										2	0	0	0	0	1	0
Inning Stats	R: 3 E: 1 K: 1 S: 7 H: 2 LOB: 0 BB: 1 P: 11	R: 0 E: 0 K: 1 S: 5 H: 0 LOB: 0 BB: 0 P: 5	R: 0 E: 1 K: 1 S: 6 H: 0 LOB: 2 BB: 0 P: 7	R: 0 E: 0 K: 1 S: 5 H: 0 LOB: 0 BB: 0 P: 5	R: 0 E: 0 K: 1 S: 6 H: 1 LOB: 1 BB: 0 P: 6	R: 0 E: 0 K: 1 S: 5 H: 0 LOB: 0 BB: 0 P: 5	R: 0 E: 0 K: 0 S: 3 H: 0 LOB: 0 BB: 0 P: 3	R: 0 E: 0 K: 1 S: 5 H: 0 LOB: 0 BB: 0 P: 5	R: 0 E: 0 K: 0 S: 3 H: 0 LOB: 0 BB: 0 P: 3	1B: 3 2B: 0 3B: 0 HR: 0 SF: 1 SAC: 0 DP: 0 HBP: 1							

PITCHER		IP	WLS	BF	H	R	ER	SO	BB	IBB	HBP	BLK	WP	HR	S	P	ERA	WHIP
Rick Rhoden, R ERA: 3.47	(1, 1)	4.1		19	3	3	2	5	1	0	1	1	0	0	27	32	4.15	0.923
Rod Scurry, L ERA: 5.01	(5, 1)	1.2	W	5	0	0	0	1	0	0	0	0	0	0	7	7	0.00	0.000
Manny Sarmiento, R ERA: 3.12	(7, 1)	3.0	S	9	0	0	0	1	0	0	0	0	0	0	11	11	0.00	0.000

PITCHER	IP	WLS	BF	H	R	ER	SO	BB	IBB	HBP	BLK	WP	HR	S	P	ERA	WHIP

BOTTOM

Pittsburgh Pirates @ New York Mets

Shea Stadium, Flushing, NY

Sat Jul 30 1983, 3:33 AM EDT

Att. 17,721 - Unknown

livebaseballscorecards.com

AB	30
R	3
H	3
RBI	2
BB	1
SO	7
LOB	9

WP: 0 PB: 0 SB: 2 CS: 0 PA: 33

TOP

Pittsburgh Pirates @ New York Mets

Shea Stadium, Flushing, NY

Sun Jul 31 1983, 3:33 AM EDT

Unknown

livebaseballscorecards.com

Batter	1	2	3	4	5	6	7	8	9	10	11	12	AB	R	H	RBI	BB	SO	LOB
Marvell Wynne, L (1, 8) OBP: 0.330, SLG: 0.395	0-0 1B HR 1B	0-0 ② 5-3			0-0 1B SH1-3 1B	0-0 2-H 1B			0-0 5-3 1B		0-0 ② L7		6	1	4	1	0	0	1
Johnny Ray, S (1, 4) OBP: 0.332, SLG: 0.422	0-0 BB 1-3 HR 1B	0-0 ③ 1-3			0-0 ① SH1-3 1-2	0-0 ③ G3			0-0 ② 5-3 1-2		0-0 1-2 1B		5	1	2	0	0	0	2
Bill Madlock, R (1, 5) OBP: 0.386, SLG: 0.459	B B B B 4-0 1-2 HR BB		0-0 ① 1-3		0-0 ② 2-3 BB 1B		0-0 ① L5		4-0 IBB		0-0 ③ F7		4	1	1	0	2	0	2
Jason Thompson, L (1, 3) OBP: 0.399, SLG: 0.448	0-0 1-H 2-H 3-H HR		0-0 ② 4-3		B B B B 4-0 1-2 BB		S S S 0-3 ② K		0-0 ③ F8			S S S 0-3 ① K	4	1	1	4	1	1	2
Cecilio Guante, R (9, 1) OBP: 0.250, SLG: 0.182													0	0	0	0	0	0	0
Lee Mazzilli, S (12, PH) OBP: 0.386, SLG: 0.365 (12, 7)													1	0	0	0	0	1	0
Dave Parker, L (1, 9) OBP: 0.302, SLG: 0.397	0-0 ① F9		0-0 ③ G3		0-0 ③ 4-3		0-0 ③ F8			S S S 0-3 ① K		0-0 ② F7	6	0	0	0	0	1	2
Mike Easler, L (1, 7) OBP: 0.369, SLG: 0.466	S S S 0-3 ② K			0-0 ① F9		S S S 0-3 ① K		S S S 0-3 ① K		0-0 ② F4		S S S 0-3 ③ K2-3	4	0	0	0	0	3	0
Brian Harper, R (10, PH) OBP: 0.196, SLG: 0.463 (10, 7)													2	0	0	0	0	1	0
Jim Bibby, R (12, 1) OBP: 0.118, SLG: 0.118													0	0	0	0	0	0	0
Tony Peña, R (1, 2) OBP: 0.324, SLG: 0.391	0-0 FC6-4 1B			0-0 1B		0-0 1B E 1B		0-0 ② 1-3		0-0 ③ G3			5	1	3	0	0	0	0
Dale Berra, R (1, 6) OBP: 0.318, SLG: 0.365	0-0 ③ FC6-4 1-2f			0-0 ② F9		0-0 1-3 E 1B 1B		0-0 ③ 5-3			0-0 ① 6-3		5	1	1	0	0	0	2
Lee Tunnell, R (1, 1) OBP: 0.147, SLG: 0.121		0-0 ① F9		S S S 0-3 ③ K		0-0 ② F3 1-2 3-H			0-0 ① F4		0-0 1B 1B		3	0	0	0	0	1	2
Rod Scurry, L (8, 1)													0	0	0	0	0	0	0
Kent Tekulve, R (8, 1)													0	0	0	0	0	0	0
Lee Lacy, R (9, PH) OBP: 0.340, SLG: 0.427 (9, 3)													1	0	0	0	0	0	0
Gene Tenace, R OBP: 0.300, SLG: 0.200													1	0	1	0	0	0	0
Inning Stats	R: 4 E: 0 K: 1 S: 9 H: 4 LOB: 1 BB: 1 P: 13	R: 0 E: 0 K: 0 S: 3 H: 0 LOB: 0 BB: 0 P: 3	R: 0 E: 0 K: 0 S: 3 H: 0 LOB: 0 BB: 0 P: 3	R: 0 E: 0 K: 1 S: 6 H: 1 LOB: 1 BB: 0 P: 6	R: 0 E: 0 K: 0 S: 4 H: 2 LOB: 2 BB: 1 P: 8	R: 2 E: 1 K: 1 S: 8 H: 3 LOB: 1 BB: 0 P: 8	R: 0 E: 0 K: 1 S: 5 H: 0 LOB: 0 BB: 0 P: 5	R: 0 E: 0 K: 1 S: 5 H: 0 LOB: 0 BB: 0 P: 5	R: 0 E: 0 K: 0 S: 4 H: 1 LOB: 2 BB: 1 P: 8	R: 0 E: 0 K: 1 S: 5 H: 0 LOB: 0 BB: 0 P: 5	R: 0 E: 0 K: 0 S: 5 H: 2 LOB: 2 BB: 0 P: 5	R: 0 E: 0 K: 2 S: 7 H: 0 LOB: 0 BB: 0 P: 7	1B: 12 2B: 0 3B: 0 HR: 1	SF: 0 SAC: 1 DP: 0 HBP: 0		WP: 0 PB: 0 SB: 0 CS: 0	PA: 51		

	AB	47
	R	6
	H	13
	RBI	5
	BB	3
	SO	8
	LOB	13

PITCHER		IP	WLS	BF	H	R	ER	SO	BB	IBB	HBP	BLK	WP	HR	S	P	ERA	WHIP
Walt Terrell, R ERA: 4.62	(1, 1)	0.0		4	3	4	4	0	1	0	0	0	0	1	3	7	∞	∞
Scott Holman, R ERA: 3.95	(1, 1)	4.0		14	2	0	0	2	0	0	0	0	0	0	18	18	0.00	0.500
Tom Gorman, L ERA: 5.23	(5, 1)	3.0		14	5	2	1	2	1	0	0	0	0	0	17	21	3.00	2.000
Carlos Diaz, L ERA: 2.33	(8, 1)	1.0		3	0	0	0	1	0	0	0	0	0	0	5	5	0.00	0.000
Jesse Orosco, L ERA: 1.45	(9, 1)	4.0	W	16	3	0	0	3	0	1	0	0	0	0	21	25	0.00	0.750

PITCHER	IP	WLS	BF	H	R	ER	SO	BB	IBB	HBP	BLK	WP	HR	S	P	ERA	WHIP

Batter	1	2	3	4	5	6	7	8	9	10	11	12	AB	R	H	RBI	BB	SO	LOB
Mookie Wilson, S (1, 8) OBP: 0.291, SLG: 0.341	4-3		BB FC4-6 1-2		4-3		2B 1-H	1B 1-3 3-H			1B SH3-4		5	0	3	2	1	0	0
Hubie Brooks, R (1, 5) OBP: 0.309, SLG: 0.360 Jesse Orosco, R (9, 1) OBP: 0.222, SLG: 0.222	6-3		F4		K		5-3	4-3			SH3-4 1-2		5 0	0 0	0 0	0 0	1 0	5 0	
Keith Hernandez, L (1, 3) OBP: 0.360, SLG: 0.430	3-1		FC4-6 1-2f 2-3		L8			HR	4-3		IBB G6-4-3		5	1	1	1	1	0	2
George Foster, R (1, 7) OBP: 0.309, SLG: 0.433		4-3	F8			BB G4-6-3		HR	K		G6-4-3 1-2f		5	1	1	1	1	1	4
Darryl Strawberry, L (1, 9) OBP: 0.303, SLG: 0.421		F8		1B SF9 2B		F7		FC5-4 E 1B	G3			1B BB 1B	5	3	2	0	1	0	1
Ron Hodges, L (1, 2) OBP: 0.364, SLG: 0.244 Dave Kingman, R (8, PH) OBP: 0.267, SLG: 0.407 Junior Ortiz, R (9, 2) OBP: 0.242, SLG: 0.225		1B BB		2B 1-3		G4-6-3 1-2f		F7		E		K	2 1 2	0 0 0	1 0 1	0 0 0	1 0 1	0 0 1	1 1 1
Brian Giles, R (1, 4) OBP: 0.316, SLG: 0.297		1B 1-2		SF9 3-H			6-3	FC5-4 E 1B			K 1-2	1B BB 1B	5	1	3	1	0	1	1
José Oquendo, S (1, 6) OBP: 0.272, SLG: 0.251 Rusty Staub, L (8, PH) OBP: 0.396, SLG: 0.420 Tucker Ashford, R (9, 5) OBP: 0.281, SLG: 0.235		6-3		6-3			6-3	E6 FC5-4 1-2 2-3			5-3	1B BB 1-2 2-3	3 1 1	0 0 0	0 0 0	0 0 1	0 0 0	0 0 1	3 2 1
Walt Terrell, L (1, 1) Scott Holman, R (1, 1) OBP: 0.263, SLG: 0.263 Danny Heep, L (4, PH) OBP: 0.364, SLG: 0.417 Tom Gorman, L (5, 1) OBP: 0.250, SLG: 0.250 Mark Bradley, R (7, PH) OBP: 0.250, SLG: 0.342 Carlos Diaz, R (8, 1) Bob Bailor, R (8, PH) OBP: 0.298, SLG: 0.306 (9, 6)			1B FC4-6		K		2B	FC5-4 1B 1-2f 2-3 3-H		1-3		1B 1-2 2-3	0 1 1 0 1 3	0 0 0 0 1 0	0 1 0 0 0 1	0 0 0 0 0 2	0 0 0 0 0 0	0 0 1 0 0 3	0 1 1 0 0 3

Inning Stats	1	2	3	4	5	6	7	8	9	10	11	12
	R: 0 E: 0 K: 0 S: 3	R: 0 E: 0 K: 0 S: 4	R: 0 E: 0 K: 0 S: 4	R: 1 E: 0 K: 1 S: 7	R: 0 E: 0 K: 1 S: 5	R: 0 E: 0 K: 0 S: 2	R: 1 E: 0 K: 0 S: 5	R: 4 E: 1 K: 0 S: 8	R: 0 E: 0 K: 1 S: 5	R: 0 E: 1 K: 1 S: 6	R: 0 E: 0 K: 0 S: 3	R: 1 E: 0 K: 1 S: 6
	H: 0 LOB: 0 BB: 0 P: 3	H: 1 LOB: 2 BB: 1 P: 8	H: 1 LOB: 2 BB: 1 P: 8	H: 2 LOB: 1 BB: 0 P: 7	H: 0 LOB: 0 BB: 0 P: 5	H: 0 LOB: 0 BB: 1 P: 6	H: 2 LOB: 1 BB: 0 P: 5	H: 4 LOB: 2 BB: 1 P: 12	H: 0 LOB: 0 BB: 0 P: 5	H: 1 LOB: 1 BB: 0 P: 6	H: 1 LOB: 1 BB: 1 P: 7	H: 3 LOB: 3 BB: 1 P: 10

PITCHER		IP	WLS	BF	H	R	ER	SO	BB	IBB	HBP	BLK	WP	HR	S	P	ERA	WHIP
Lee Tunnell, R ERA: 4.46	(1, 1)	7.0		30	7	3	3	2	3	0	0	0	0	1	31	43	3.86	1.429
Rod Scurry, L ERA: 5.19	(8, 1)	0.0		2	1	1	1	0	1	0	0	0	0	1	1	5	∞	∞
Kent Tekulve, R ERA: 1.79	(8, 1)	1.0		6	2	2	0	0	0	0	0	0	0	0	6	6	0.00	2.000
Cecilio Guante, R ERA: 2.39	(9, 1)	3.0		11	2	0	0	2	0	1	0	0	0	0	14	18	0.00	0.667
Jim Bibby, R ERA: 7.82	(12, 1)	0.1	L	5	3	1	1	1	1	0	0	0	0	0	6	10	27.00	12.000

PITCHER	IP	WLS	BF	H	R	ER	SO	BB	IBB	HBP	BLK	WP	HR	S	P	ERA	WHIP

BOTTOM

Pittsburgh Pirates @ New York Mets

Shea Stadium, Flushing, NY

Sun Jul 31 1983, 3:33 AM EDT

Unknown

livebaseballscorecards.com

AB	46
R	7
H	15
RBI	7
BB	6
SO	5
LOB	26

1B: 11	SF: 1	R: 1	H: 3	WP: 0	PA: 54
2B: 2	SAC: 1	E: 0	LOB: 3	PB: 0	
3B: 0	DP: 2	K: 1	BB: 1	SB: 0	
HR: 2	HBP: 0	S: 6	P: 10	CS: 0	

Batter	1	2	3	4	5	6	7	8	9	10	11	12	AB	R	H	RBI	BB	SO	LOB
Lee Lacy, R (1, 9) OBP: 0.340, SLG: 0.424	CS 1B		L7		F9			CS 1B		L7		K	6	0	2	0	0	1	4
Marvell Wynne, L (1, 8) OBP: 0.337, SLG: 0.398	6-3			S 1B		4-3		CS BB			1B		4	0	2	0	1	0	1
Johnny Ray, S (1, 4) OBP: 0.330, SLG: 0.418	F9			BB		F5		CS	F8	F8			4	0	0	0	1	0	2
Jason Thompson, L (1, 3) OBP: 0.396, SLG: 0.448		G3		F8		3-1			FC3-6 2B		F9		5	0	1	0	0	0	2
Mike Easler, L (1, 7) OBP: 0.366, SLG: 0.459		F8		F7			4-3		FC3-6 IBB		6-3		4	0	0	0	1	0	2
Richie Hebner, L (1, 5) OBP: 0.323, SLG: 0.358		L7		K			F8		FC3-6 FC6-4		G1		5	0	0	0	0	1	4
Tony Peña, R (1, 2) OBP: 0.325, SLG: 0.390			SH3-4 1B		F9			PB CS 1B BB	FC6-4			4-3	4	0	1	0	1	0	2
Dale Berra, R (1, 6) OBP: 0.319, SLG: 0.366			F8		1B			PB 1B		F7		6-3	5	0	2	0	0	0	1
Jose DeLeon, R (1, 1)			SH3-4		K			CS	4-3				2	0	0	0	0	1	1
Lee Mazzilli, S (10, PH) OBP: 0.388, SLG: 0.365													0	0	0	0	1	0	0
Kent Tekulve, R (10, 1)													0	0	0	0	0	0	0
Gene Tenace, R (12, PH) OBP: 0.311, SLG: 0.200													0	0	0	1	0	0	0
Manny Sarmiento, R (12, 1)										1B BB		BB	0	0	0	0	0	0	0
Inning Stats	R: 0 E: 0 K: 0 S: 3 H: 1 LOB: 0 BB: 0 P: 3	R: 0 E: 0 K: 0 S: 3 H: 0 LOB: 0 BB: 0 P: 3	R: 0 E: 0 K: 0 S: 4 H: 1 LOB: 1 BB: 0 P: 4	R: 0 E: 0 K: 0 S: 6 H: 1 LOB: 2 BB: 1 P: 10	R: 0 E: 0 K: 1 S: 6 H: 1 LOB: 1 BB: 0 P: 6	R: 0 E: 0 K: 0 S: 3 H: 0 LOB: 0 BB: 0 P: 3	R: 0 E: 0 K: 0 S: 3 H: 1 LOB: 1 BB: 1 P: 7	R: 0 E: 0 K: 0 S: 2 H: 1 LOB: 0 BB: 1 P: 6	R: 0 E: 0 K: 0 S: 4 H: 1 LOB: 2 BB: 1 P: 8	R: 0 E: 0 K: 0 S: 4 H: 1 LOB: 2 BB: 1 P: 8	R: 0 E: 0 K: 0 S: 3 H: 0 LOB: 0 BB: 0 P: 3	R: 0 E: 0 K: 1 S: 5 H: 0 LOB: 1 BB: 1 P: 9	1B: 7 2B: 1 3B: 0 HR: 0 SF: 0 SAC: 1 DP: 0 HBP: 0						

PITCHER	IP	WLS	BF	H	R	ER	SO	BB	IBB	HBP	BLK	WP	HR	S	P	ERA	WHIP
Mike Torrez, R (1, 1) ERA: 3.95	11.0		42	8	0	0	2	4	1	0	0	0	0	41	61	0.00	1.091
Jesse Orosco, L (12, 1) ERA: 1.43	1.0	W	4	0	0	0	1	1	0	0	0	0	0	5	9	0.00	1.000

PITCHER	IP	WLS	BF	H	R	ER	SO	BB	IBB	HBP	BLK	WP	HR	S	P	ERA	WHIP

Pittsburgh Pirates @ New York Mets

Shea Stadium, Flushing, NY

Sun Jul 31 1983, 7:05 PM EDT

Att. 17,591 - Unknown

TOP

livebaseballscorecards.com

AB	39
R	0
H	8
RBI	0
BB	6
SO	3
LOB	19

WP: 0 PB: 1 SB: 1 CS: 4 PA: 48

Batter	1	2	3	4	5	6	7	8	9	10	11	12	AB	R	H	RBI	BB	SO	LOB
Mookie Wilson, S (1, 8) OBP: 0.290, SLG: 0.340	F5		K			6-3			L9			SH3-4 FC4-6 1B	5	1	1	0	0	1	0
Hubie Brooks, R (1, 5) OBP: 0.311, SLG: 0.360	E BB		K			6-3			G4-3 1B			SH3-4 1-2	3	0	1	0	1	1	0
Keith Hernandez, L (1, 3) OBP: 0.360, SLG: 0.427	E1 1-2			CS BB		L7			G4-3 1-2f			FC4-6 IBB	3	0	0	0	2	0	2
George Foster, R (1, 7) OBP: 0.305, SLG: 0.427	K			F9			K			4-3		FC4-6 1-2f 2-H	5	0	0	1	0	2	4
Darryl Strawberry, L (1, 9) OBP: 0.302, SLG: 0.418	K			K 1-2			K			L3 1B			4	0	1	0	0	3	3
Bob Bailor, R (1, 6) OBP: 0.297, SLG: 0.301 (9, 4)		L9			S 5-3 BB		6-3			L3 1-2			3	0	0	0	1	0	1
Brian Giles, R (1, 4) OBP: 0.314, SLG: 0.295		K			5-3 1-2		K				F9		2	0	0	0	0	1	1
Danny Heep, L (8, PH) OBP: 0.342, SLG: 0.415													1	0	0	0	0	1	0
José Oquendo, S (9, 6) OBP: 0.271, SLG: 0.250													1	0	0	0	0	0	0
Junior Ortiz, R (1, 2) OBP: 0.237, SLG: 0.220		6-3			F9 2-3		F3				F6		2	0	0	0	0	0	1
Dave Kingman, R (8, PH) OBP: 0.266, SLG: 0.405													1	0	0	0	0	0	0
Ron Hodges, L (9, 2) OBP: 0.362, SLG: 0.243													1	0	0	0	0	0	0
Mike Torrez, R (1, 1) OBP: 0.071, SLG: 0.049			F9		K		K				5-3		3	0	0	0	0	2	1
Rusty Staub, L (11, PH) OBP: 0.392, SLG: 0.415													1	0	0	0	0	0	0
Jesse Orosco, R (12, 1) OBP: 0.222, SLG: 0.222													0	0	0	0	0	0	0
Inning Stats	R: 0 E: 1 K: 2 S: 8 H: 0 LOB: 2 BB: 1 P: 12	R: 0 E: 0 K: 1 S: 5 H: 0 LOB: 0 BB: 0 P: 5	R: 0 E: 0 K: 2 S: 7 H: 0 LOB: 0 BB: 0 P: 7	R: 0 E: 0 K: 1 S: 4 H: 0 LOB: 1 BB: 1 P: 8	R: 0 E: 0 K: 1 S: 5 H: 0 LOB: 1 BB: 1 P: 9	R: 0 E: 0 K: 0 S: 3 H: 0 LOB: 0 BB: 0 P: 3	R: 0 E: 0 K: 2 S: 7 H: 0 LOB: 0 BB: 0 P: 7	R: 0 E: 0 K: 2 S: 7 H: 0 LOB: 0 BB: 0 P: 7	R: 0 E: 0 K: 0 S: 3 H: 1 LOB: 0 BB: 0 P: 3	R: 0 E: 0 K: 0 S: 3 H: 1 LOB: 0 BB: 0 P: 3	R: 0 E: 0 K: 0 S: 3 H: 0 LOB: 0 BB: 0 P: 3	R: 1 E: 0 K: 0 S: 3 H: 1 LOB: 2 BB: 1 P: 7	1B: 3 2B: 2 3B: 0 HR: 0 SF: 0 SAC: 1 DP: 3 HBP: 0	WP: 0 PB: 0 SB: 1 CS: 1	PA: 40						

PITCHER	IP	WLS	BF	H	R	ER	SO	BB	IBB	HBP	BLK	WP	HR	S	P	ERA	WHIP
Jose DeLeon, R (1, 1) ERA: 1.04	9.0		30	1	0	0	11	3	0	0	0	0	0	49	61	0.00	0.444
Kent Tekulve, R (10, 1) ERA: 1.73	2.0		6	1	0	0	0	0	0	0	0	0	0	6	6	0.00	0.500
Manny Sarmiento, R (12, 1) ERA: 3.21	0.2	L	4	1	1	1	0	0	1	0	0	0	0	3	7	13.50	1.500

PITCHER	IP	WLS	BF	H	R	ER	SO	BB	IBB	HBP	BLK	WP	HR	S	P	ERA	WHIP

BOTTOM

Pittsburgh Pirates @ New York Mets

Shea Stadium, Flushing, NY

Sun Jul 31 1983, 7:05 PM EDT

Att. 17,591 - Unknown

livebaseballscorecards.com

AB	35
R	1
H	3
RBI	1
BB	4
SO	11
LOB	13

Montreal Expos @ New York Mets

Shea Stadium, Flushing, NY

Tue Aug 02 1983, 7:05 PM EDT

Att. 11,274 - Unknown

TOP

livebaseballscorecards.com

Batter	1	2	3	4	5	6	7	8	9	AB	R	H	RBI	BB	SO	LOB
Tim Raines, S (1, 7) (8, 4) OBP: 0.372, SLG: 0.419	F9		G3		L8			K		4	0	0	0	0	1	0
Bryan Little, S (1, 6) (7, 4) OBP: 0.347, SLG: 0.317	F2		4-3			F9		1B		3	0	0	0	0	0	0
Jim Wohlford, R (8, PH) (8, 7) OBP: 0.316, SLG: 0.419										1	0	1	0	0	0	0
Andre Dawson, R (1, 8) OBP: 0.338, SLG: 0.572	F8			F7		1-3		F9		4	0	0	0	0	0	1
Al Oliver, L (1, 3) OBP: 0.367, SLG: 0.431		1-4-3		HR 1B		4-3		4-3		4	1	1	0	0	0	1
Warren Cromartie, L (1, 9) OBP: 0.353, SLG: 0.381		3-1		F7			4-3		4-3	4	0	0	0	0	0	1
Gary Carter, R (1, 2) OBP: 0.329, SLG: 0.423		2B		1-H HR			1B	1B	F7	4	1	3	2	0	0	0
Tim Wallach, R (1, 5) OBP: 0.340, SLG: 0.449		BBBB FC6-4 BB		F6			1-2 1B		K	3	0	1	0	1	1	0
Doug Flynn, R (1, 4) OBP: 0.247, SLG: 0.282		FC6-4 1-2f			F8		F8			2	0	0	0	0	0	2
Mike Stenhouse, L (7, PH) OBP: 0.143, SLG: 0.286										1	0	0	0	0	0	2
Chris Speier, R (7, 6) OBP: 0.336, SLG: 0.333										0	0	0	0	0	0	0
Steve Rogers, R (1, 1) OBP: 0.136, SLG: 0.121			K		1-3		K			2	0	0	0	0	1	0
Terry Crowley, L (7, PH) OBP: 0.429, SLG: 0.200										1	0	0	0	0	1	2
Bryn Smith, R (7, 1) OBP: 0.143, SLG: 0.143										0	0	0	0	0	0	0
Inning Stats	R: 0 E: 0 K: 0 S: 3 H: 0 LOB: 0 BB: 0 P: 3	R: 0 E: 0 K: 0 S: 4 H: 1 LOB: 2 BB: 1 P: 8	R: 0 E: 0 K: 1 S: 5 H: 0 LOB: 0 BB: 0 P: 5	R: 2 E: 0 K: 0 S: 5 H: 2 LOB: 0 BB: 0 P: 5	R: 0 E: 0 K: 0 S: 3 H: 0 LOB: 0 BB: 0 P: 3	R: 0 E: 0 K: 0 S: 3 H: 0 LOB: 0 BB: 0 P: 3	R: 0 E: 0 K: 1 S: 7 H: 2 LOB: 2 BB: 0 P: 7	R: 0 E: 0 K: 1 S: 6 H: 1 LOB: 1 BB: 0 P: 6	R: 0 E: 0 K: 1 S: 5 H: 0 LOB: 0 BB: 0 P: 5	1B: 4 2B: 1 3B: 0 HR: 1	SF: 0 SAC: 0 DP: 0 HBP: 0						

	AB	33
	R	2
	H	6
	RBI	2
	BB	1
	SO	4
	LOB	9

WP: 0 PB: 0 SB: 0 CS: 0 PA: 34

PITCHER		IP	WLS	BF	H	R	ER	SO	BB	IBB	HBP	BLK	WP	HR	S	P	ERA	WHIP
Craig Swan, R ERA: 5.17	(1, 1)	7.0	W	27	5	2	2	2	1	0	0	0	0	1	30	34	2.57	0.857
Jesse Orosco, L ERA: 1.39	(8, 1)	2.0	S	7	1	0	0	2	0	0	0	0	0	0	11	11	0.00	0.500

PITCHER	IP	WLS	BF	H	R	ER	SO	BB	IBB	HBP	BLK	WP	HR	S	P	ERA	WHIP

Montreal Expos @ New York Mets

Shea Stadium, Flushing, NY

Tue Aug 02 1983, 7:05 PM EDT

Att. 11,274 - Unknown

BOTTOM

Batter	1	2	3	4	5	6	7	8	9	AB	R	H	RBI	BB	SO	LOB
Mookie Wilson, S (1, 8) OBP: 0.289, SLG: 0.339	G3		CS 1B		F7		K			4	0	1	0	0	1	2
Hubie Brooks, R (1, 5) OBP: 0.310, SLG: 0.358	F8		1B 1B 1-2		K			6-3		4	0	1	0	0	1	0
Keith Hernandez, L (1, 3) OBP: 0.359, SLG: 0.425	K		FC6-4 1B 1-2			F7		G3		4	0	1	0	0	1	0
George Foster, R (1, 7) OBP: 0.310, SLG: 0.439		2B 1B 1B	F4			1B		HR		4	2	3	1	0	0	2
Darryl Strawberry, L (1, 9) OBP: 0.305, SLG: 0.436		1B 2B 1-3	FC6-4 1-2f			F4-3		HR		4	2	2	1	0	0	2
Bob Bailor, R (1, 4) OBP: 0.296, SLG: 0.300 (8, 6)		1B 1B 2-H 3-H		F4			K	F8		4	1	1	2	0	1	0
Ron Hodges, L (1, 2) OBP: 0.367, SLG: 0.250		CS 1B 2-H		K			1B			3	0	2	1	0	1	0
José Oquendo, S (1, 6) OBP: 0.269, SLG: 0.248		5-3 1-2		6-3			K			2	0	0	0	0	0	1
Danny Heep, L (7, PH) OBP: 0.340, SLG: 0.412										1	0	0	0	0	1	1
Brian Giles, R (8, 4) OBP: 0.314, SLG: 0.295										0	0	0	0	0	0	0
Craig Swan, R (1, 1) OBP: 0.095, SLG: 0.095		K			K		1B			2	0	0	0	0	2	0
Rusty Staub, L (7, PH) OBP: 0.398, SLG: 0.422										1	0	1	0	0	0	0
Mark Bradley, R (7, PR) OBP: 0.295, SLG: 0.342										0	0	0	0	0	0	0
Jesse Orosco, R (8, 1) OBP: 0.222, SLG: 0.222										0	0	0	0	0	0	0
Inning Stats	R: 0 E: 0 K: 1 S: 5 H: 0 LOB: 0 BB: 0 P: 5	R: 3 E: 0 K: 1 S: 8 H: 4 LOB: 0 BB: 0 P: 8	R: 0 E: 0 K: 0 S: 5 H: 3 LOB: 2 BB: 0 P: 5	R: 0 E: 0 K: 1 S: 5 H: 0 LOB: 0 BB: 0 P: 5	R: 0 E: 0 K: 2 S: 7 H: 0 LOB: 0 BB: 0 P: 7	R: 0 E: 0 K: 0 S: 3 H: 1 LOB: 0 BB: 0 P: 3	R: 0 E: 0 K: 3 S: 11 H: 2 LOB: 2 BB: 0 P: 11	R: 2 E: 0 K: 0 S: 5 H: 2 LOB: 0 BB: 0 P: 5		1B: 9 2B: 1 3B: 0 HR: 2 SF: 0 SAC: 0 DP: 0 HBP: 0						

PITCHER		IP	WLS	BF	H	R	ER	SO	BB	IBB	HBP	BLK	WP	HR	S	P	ERA	WHIP
Steve Rogers, R ERA: 2.99	(1, 1)	6.0	L	23	8	3	3	5	0	0	0	0	0	0	33	33	4.50	1.333
Bryn Smith, R ERA: 2.77	(7, 1)	2.0		10	4	2	2	3	0	0	0	0	0	2	16	16	9.00	2.000

PITCHER	IP	WLS	BF	H	R	ER	SO	BB	IBB	HBP	BLK	WP	HR	S	P	ERA	WHIP

livebaseballscorecards.com

AB	33
R	5
H	12
RBI	5
BB	0
SO	8
LOB	8

WP: 0 PA: 33
PB: 0
SB: 0
CS: 2

Montreal Expos @ New York Mets

Shea Stadium, Flushing, NY

Wed Aug 03 1983, 7:05 PM EDT

Att. 12,895 - Unknown

TOP

livebaseballscorecards.com

Batter	1	2	3	4	5	6	7	8	9	AB	R	H	RBI	BB	SO	LOB
Tim Raines, S (1, 7) OBP: 0.376, SLG: 0.422	S 1B		4-3			4-3 S SF8 1B		1B		4	1	3	0	0	0	0
Bryan Little, S (1, 6) OBP: 0.346, SLG: 0.316	F7 1-2			1B		4-3 1-3		F8		4	0	1	0	0	0	3
Andre Dawson, R (1, 8) OBP: 0.337, SLG: 0.570	K			B2		SF8 3-H			G4-3 1B	3	0	1	1	0	1	2
Al Oliver, L (1, 3) OBP: 0.363, SLG: 0.427	5-3			K		F6			G4-3 1-2f	4	0	0	0	0	1	3
Warren Cromartie, L (1, 9) OBP: 0.348, SLG: 0.376		F8		4-3			K		K	4	0	0	0	0	2	1
Gary Carter, R (1, 2) OBP: 0.326, SLG: 0.419		5-3			6-3		6-3			3	0	0	0	0	0	0
Tim Wallach, R (1, 5) OBP: 0.340, SLG: 0.448		5-3			WP 1B		F8			3	0	1	0	0	0	0
Doug Flynn, R (1, 4) OBP: 0.244, SLG: 0.279			F5-3		F8 1-2			F8		3	0	0	0	0	0	1
Ray Burris, R (1, 1) OBP: 0.303, SLG: 0.344			6-3		K			4-3		2	0	0	0	0	1	1
Terry Francona, L (8, PH) OBP: 0.218, SLG: 0.248										1	0	0	0	0	0	0
Jeff Reardon, R (8, 1) OBP: 0.143, SLG: 0.143										0	0	0	0	0	0	0
Inning Stats	R: 0 E: 0 K: 1 S: 6 H: 1 LOB: 1 BB: 0 P: 6	R: 0 E: 0 K: 0 S: 3 H: 0 LOB: 0 BB: 0 P: 3	R: 0 E: 0 K: 0 S: 3 H: 0 LOB: 0 BB: 0 P: 3	R: 0 E: 0 K: 1 S: 6 H: 1 LOB: 1 BB: 0 P: 6	R: 0 E: 0 K: 1 S: 6 H: 1 LOB: 1 BB: 0 P: 6	R: 1 E: 0 K: 0 S: 4 H: 1 LOB: 0 BB: 0 P: 4	R: 0 E: 0 K: 1 S: 5 H: 0 LOB: 0 BB: 0 P: 5	R: 0 E: 0 K: 0 S: 4 H: 1 LOB: 1 BB: 0 P: 4	R: 0 E: 0 K: 1 S: 5 H: 1 LOB: 0 BB: 0 P: 5	1B: 6 2B: 0 3B: 0 HR: 0 SF: 1 SAC: 0 DP: 1 HBP: 0							

AB	31
R	1
H	6
RBI	1
BB	0
SO	5
LOB	11

WP: 1 PB: 0 SB: 2 CS: 0 PA: 32

PITCHER		IP	WLS	BF	H	R	ER	SO	BB	IBB	HBP	BLK	WP	HR	S	P	ERA	WHIP
Tom Seaver, R ERA: 3.63	(1, 1)	8.0		29	5	1	1	4	0	0	0	0	1	0	37	37	1.12	0.625
Jesse Orosco, L ERA: 1.37	(9, 1)	1.0	W	3	1	0	0	1	0	0	0	0	0	0	5	5	0.00	1.000

PITCHER		IP	WLS	BF	H	R	ER	SO	BB	IBB	HBP	BLK	WP	HR	S	P	ERA	WHIP

Batter	1	2	3	4	5	6	7	8	9	AB	R	H	RBI	BB	SO	LOB
Mookie Wilson, S (1, 8) OBP: 0.291, SLG: 0.340	F9		CS 1B			F5			SH1-4 FC6-4 1B	4	1	2	0	0	0	1
Hubie Brooks, R (1, 5) OBP: 0.311, SLG: 0.358	F7		F 1-2	F4-6-3 1B		K 2-3			SH1-4 1-2	4	0	1	0	0	1	2
Keith Hernandez, L (1, 3) OBP: 0.360, SLG: 0.425	1B			F4-6-3 1-2			3-1		FC6-4 IBB	3	0	1	0	1	0	1
George Foster, R (1, 7) OBP: 0.307, SLG: 0.434	F8			F8			F7		FC6-4 1-2f 2-H	4	0	0	1	0	0	2
Darryl Strawberry, L (1, 9) OBP: 0.309, SLG: 0.451		F6-4-3 1B			F8		HR			3	1	2	1	0	0	0
Bob Bailor, R (1, 6) OBP: 0.292, SLG: 0.296		F6-4-3 1-2			F4		F4-3			3	0	0	0	0	0	1
Brian Giles, R (1, 4) OBP: 0.311, SLG: 0.291		F6			F4-3			5-3		3	0	0	0	0	0	0
Junior Ortiz, R (1, 2) OBP: 0.242, SLG: 0.226			F4-3			WP SH3-4 1B		K		2	0	1	0	0	0	0
Danny Heep, L (8, PH) OBP: 0.339, SLG: 0.410										1	0	0	0	0	1	0
Ron Hodges, L (9, 2) OBP: 0.367, SLG: 0.250										0	0	0	0	0	0	0
Tom Seaver, R (1, 1) OBP: 0.213, SLG: 0.256			K			SH3-4 1-2		F7		1	0	0	0	0	1	0
Rusty Staub, L (8, PH) OBP: 0.394, SLG: 0.417										1	0	0	0	0	0	0
Jesse Orosco, R (9, 1) OBP: 0.222, SLG: 0.222										0	0	0	0	0	0	0
Inning Stats	R: 0 E: 0 K: 0 S: 4 H: 1 LOB: 1 BB: 0 P: 4	R: 0 E: 0 K: 0 S: 3 H: 1 LOB: 0 BB: 0 P: 3	R: 0 E: 0 K: 1 S: 5 H: 1 LOB: 0 BB: 0 P: 5	R: 0 E: 0 K: 0 S: 3 H: 1 LOB: 0 BB: 0 P: 3	R: 0 E: 0 K: 0 S: 3 H: 0 LOB: 0 BB: 0 P: 3	R: 0 E: 0 K: 1 S: 6 H: 1 LOB: 1 BB: 0 P: 6	R: 1 E: 0 K: 0 S: 4 H: 1 LOB: 0 BB: 0 P: 4	R: 0 E: 0 K: 1 S: 5 H: 0 LOB: 0 BB: 0 P: 5	R: 1 E: 0 K: 0 S: 3 H: 1 LOB: 2 BB: 1 P: 7	1B: 6 2B: 0 3B: 0 HR: 1	SF: 0 SAC: 2 DP: 2 HBP: 0						

PITCHER	IP	WLS	BF	H	R	ER	SO	BB	IBB	HBP	BLK	WP	HR	S	P	ERA	WHIP
Ray Burris, R (1, 1) ERA: 2.75	7.0		25	6	1	1	2	0	0	0	0	1	1	28	28	1.29	0.857
Jeff Reardon, R (8, 1) ERA: 2.88	1.2	L	7	1	1	1	1	0	1	0	0	0	0	8	12	5.40	0.600

PITCHER	IP	WLS	BF	H	R	ER	SO	BB	IBB	HBP	BLK	WP	HR	S	P	ERA	WHIP

BOTTOM

Montreal Expos @ New York Mets

Shea Stadium, Flushing, NY

Wed Aug 03 1983, 7:05 PM EDT

Att. 12,895 - Unknown

livebaseballscorecards.com

AB	29
R	2
H	7
RBI	2
BB	1
SO	3
LOB	7

WP: 1 PA: 32
PB: 0
SB: 0
CS: 1

Batter	1	2	3	4	5	6	7	8	9	AB	R	H	RBI	BB	SO	LOB
Tim Raines, S (1, 7) OBP: 0.378, SLG: 0.422	G4-6-3 1B		F7	IBB		IBB		G3		3	0	1	0	2	0	3
Mike Stenhouse, L (1, 9) OBP: 0.250, SLG: 0.333	G4-6-3 1-2f		1B 2-H 1B	L8		F5			G3-6-3 1B	5	0	2	1	0	0	6
Jim Wohlford, R (9, 9) OBP: 0.316, SLG: 0.419										0	0	0	0	0	0	0
Andre Dawson, R (1, 8) OBP: 0.336, SLG: 0.566	F4		1-2 1B		F4		F8		F8	5	0	1	0	0	0	1
Terry Crowley, L (1, 3) OBP: 0.394, SLG: 0.200		F8	L7		F4		G6-4-3 1B		G3-6-3 1-2f	5	0	1	0	0	0	3
Jeff Reardon, R (9, 1) OBP: 0.143, SLG: 0.143										0	0	0	0	0	0	0
Gary Carter, R (1, 2) OBP: 0.328, SLG: 0.429		6-3		1B 1B 2B	3B		G6-4-3 1-2f			4	1	2	0	0	0	1
Tim Wallach, R (1, 5) OBP: 0.344, SLG: 0.451		1B		SH5-3 1B 2-3 1B	F7			L3 1B		4	0	3	0	0	0	1
Bryan Little, S (1, 6) OBP: 0.348, SLG: 0.319		G3		SH5-3 1-2 3-H 1B		SH3-4 1B		L3 1-2		4	0	2	1	0	0	2
Doug Flynn, R (1, 4) OBP: 0.248, SLG: 0.280			SH1-4 1B	F7		F2		BB BB		3	1	1	0	1	0	3
Charlie Lea, R (1, 1) OBP: 0.146, SLG: 0.109			SH1-4 1-2	SH5-3 1-2 2-3		SH3-4 1-2		BB BB 1-2		0	0	0	0	1	0	0
Terry Francona, L (9, 3) OBP: 0.218, SLG: 0.248										0	0	0	0	0	0	0
Inning Stats	R: 0 H: 1 E: 0 LOB: 0 K: 0 BB: 0 S: 3 P: 3	R: 0 H: 1 E: 0 LOB: 1 K: 0 BB: 0 S: 4 P: 4	R: 1 H: 3 E: 0 LOB: 2 K: 0 BB: 0 S: 6 P: 6	R: 1 H: 3 E: 0 LOB: 3 K: 0 BB: 1 S: 6 P: 10	R: 0 H: 1 E: 0 LOB: 1 K: 0 BB: 0 S: 4 P: 4	R: 0 H: 1 E: 0 LOB: 2 K: 0 BB: 1 S: 4 P: 8	R: 0 H: 1 E: 0 LOB: 0 K: 0 BB: 0 S: 3 P: 3	R: 0 H: 1 E: 0 LOB: 2 K: 0 BB: 2 S: 3 P: 11	R: 0 H: 1 E: 0 LOB: 0 K: 0 BB: 0 S: 3 P: 3	1B: 11 SF: 0 2B: 2 SAC: 3 3B: 1 DP: 4 HR: 0 HBP: 0						

TOP

Montreal Expos @ New York Mets

Shea Stadium, Flushing, NY

Thu Aug 04 1983, 3:33 AM EDT

Att. 11,703 - Unknown

livebaseballscorecards.com

AB	33
R	2
H	13
RBI	2
BB	4
SO	0
LOB	20

WP: 0 PA: 40
PB: 0
SB: 0
CS: 0

PITCHER		IP	WLS	BF	H	R	ER	SO	BB	IBB	HBP	BLK	WP	HR	S	P	ERA	WHIP
Ed Lynch, R ERA: 3.58	(1, 1)	6.0	L	29	10	2	2	0	0	2	0	0	0	0	27	35	3.00	1.667
Doug Sisk, R ERA: 2.68	(7, 1)	3.0		11	3	0	0	0	2	0	0	0	0	0	9	17	0.00	1.667

Batter	1	2	3	4	5	6	7	8	9	AB	R	H	RBI	BB	SO	LOB
Mookie Wilson, S (1, 8) OBP: 0.289, SLG: 0.337	L9		F6			F8		3-1		4	0	0	0	0	0	0
Hubie Brooks, R (1, 5) OBP: 0.310, SLG: 0.357	F8			F7		K			SH3-4, 1B	4	0	1	0	0	1	0
Keith Hernandez, L (1, 3) OBP: 0.360, SLG: 0.424	F4			1-3		1B			SH3-4 (1-2)	3	0	1	0	0	0	0
George Foster, R (1, 7) OBP: 0.307, SLG: 0.433 Doug Sisk, R (7, 1) OBP: 0.500, SLG: 0.500 Dave Kingman, R (9, PH) OBP: 0.265, SLG: 0.403		FC4-6, 1B		6-3		L8			G3	3 0 1	0 0 0	1 0 0	0 0 0	0 0 0	0 0 0	1 0 1
Darryl Strawberry, L (1, 9) OBP: 0.308, SLG: 0.448		L9			5-3, 1B		F4-3		F9	4	0	1	0	0	0	2
Ron Hodges, L (1, 2) OBP: 0.362, SLG: 0.246		FC4-6 (1-2f)			5-3 (1-2)		F8			3	0	0	0	0	0	2
Bob Bailor, R (1, 6) OBP: 0.288, SLG: 0.291		F7			5-3		F8			3	0	0	0	0	0	2
Brian Giles, R (1, 4) OBP: 0.310, SLG: 0.290 Rusty Staub, L (5, PH) OBP: 0.390, SLG: 0.412 Tucker Ashford, R (6, 4) OBP: 0.276, SLG: 0.231			B3		F4			K		1 1 1	0 0 0	0 0 0	0 0 0	0 0 0	0 0 1	0 1 0
Ed Lynch, R (1, 1) OBP: 0.162, SLG: 0.139 Danny Heep, L (6, PH) OBP: 0.340, SLG: 0.429 (7, 7)			F9			HR		F7		1 2	0 1	0 1	0 1	0 0	0 0	0 0
Inning Stats	R: 0 E: 0 K: 0 S: 3 H: 0 LOB: 0 BB: 0 P: 3	R: 0 E: 0 K: 0 S: 4 H: 1 LOB: 1 BB: 0 P: 4	R: 0 E: 0 K: 0 S: 3 H: 0 LOB: 0 BB: 0 P: 3	R: 0 E: 0 K: 0 S: 3 H: 0 LOB: 0 BB: 0 P: 3	R: 0 E: 0 K: 0 S: 4 H: 1 LOB: 1 BB: 0 P: 4	R: 1 E: 0 K: 1 S: 7 H: 2 LOB: 1 BB: 0 P: 7	R: 0 E: 0 K: 0 S: 3 H: 0 LOB: 0 BB: 0 P: 3	R: 0 E: 0 K: 1 S: 5 H: 0 LOB: 0 BB: 0 P: 5	R: 0 E: 0 K: 0 S: 4 H: 1 LOB: 1 BB: 0 P: 4	1B: 4 2B: 0 3B: 0 HR: 1 SF: 0 SAC: 1 DP: 0 HBP: 0						

PITCHER		IP	WLS	BF	H	R	ER	SO	BB	IBB	HBP	BLK	WP	HR	S	P	ERA	WHIP
Charlie Lea, R ERA: 3.3	(1, 1)	8.0	W	28	4	1	1	2	0	0	0	0	0	1	32	32	1.12	0.500
Jeff Reardon, R ERA: 2.83	(9, 1)	1.0	S	4	1	0	0	0	0	0	0	0	0	0	4	4	0.00	1.000

PITCHER	IP	WLS	BF	H	R	ER	SO	BB	IBB	HBP	BLK	WP	HR	S	P	ERA	WHIP

BOTTOM

Montreal Expos @ New York Mets

Shea Stadium, Flushing, NY

Thu Aug 04 1983, 3:33 AM EDT

Att. 11,703 - Unknown

livebaseballscorecards.com

AB	31
R	1
H	5
RBI	1
BB	0
SO	2
LOB	9

Batter	1	2	3	4	5	6	7	8	9	AB	R	H	RBI	BB	SO	LOB
Mookie Wilson, S (1, 8) OBP: 0.292, SLG: 0.340	6-3			1B		4-3	S 1-H			5	2	3	1	0	0	0
Hubie Brooks, R (1, 5) OBP: 0.311, SLG: 0.360	1-3			1-H		2B	P3 1-3	F8		5	0	2	1	0	0	2
Keith Hernandez, L (1, 3) OBP: 0.363, SLG: 0.423	5-3			F8		BB	1B IBB IBB		G5-4-3	3	1	1	0	2	0	1
George Foster, R (1, 7) OBP: 0.308, SLG: 0.432		K		HR 2-H		L8	1B 1-2		G5-4-3 1-2f	4	2	1	0	1	1	3
Darryl Strawberry, L (1, 9) OBP: 0.309, SLG: 0.458		4-3		HR 1-H		K	2B 1-2 2-3 3-H		K	3	1	1	2	0	1	2
Jesse Orosco, R (6, 1) OBP: 0.273, SLG: 0.273							1B 1B	2B		2	0	1	1	0	1	0
Bob Bailor, R (1, 6) OBP: 0.292, SLG: 0.300		4-3		3-1						4	1	2	2	0	0	0
Brian Giles, R (1, 4) OBP: 0.309, SLG: 0.290	6-3				1-3		1B 1-2	5-3		4	1	1	0	0	0	2
Junior Ortiz, R (1, 2) OBP: 0.237, SLG: 0.221	K				6-3		WP 1-3 2-H	P5		2	0	0	0	0	1	0
Ron Hodges, L (7, PH) OBP: 0.363, SLG: 0.249 (7, 2)							1B			2	1	1	1	0	0	0
Mike Torrez, R (1, 1) OBP: 0.068, SLG: 0.047	F9				5-3		SF9 3-H	K		2	0	0	0	0	0	0
Danny Heep, L (6, 9) OBP: 0.337, SLG: 0.426										1	0	0	1	0	1	0
Inning Stats	R: 0 E: 0 K: 0 S: 3 H: 0 LOB: 0 BB: 0 P: 3	R: 0 E: 0 K: 1 S: 5 H: 0 LOB: 0 BB: 0 P: 5	R: 0 E: 0 K: 1 S: 5 H: 0 LOB: 0 BB: 0 P: 5	R: 3 E: 0 K: 0 S: 6 H: 4 LOB: 0 BB: 0 P: 6	R: 0 E: 0 K: 0 S: 3 H: 0 LOB: 0 BB: 0 P: 3	R: 0 E: 0 K: 1 S: 6 H: 1 LOB: 2 BB: 1 P: 10	R: 6 E: 0 K: 0 S: 9 H: 6 LOB: 2 BB: 2 P: 17	R: 0 E: 0 K: 1 S: 6 H: 1 LOB: 1 BB: 0 P: 6	R: 0 E: 0 K: 1 S: 5 H: 1 LOB: 0 BB: 0 P: 5	1B: 10 2B: 2 3B: 0 HR: 1 SF: 1 SAC: 0 DP: 1 HBP: 0	WP: 1 PB: 0 SB: 2 CS: 0 PA: 41					

PITCHER		IP	WLS	BF	H	R	ER	SO	BB	IBB	HBP	BLK	WP	HR	S	P	ERA	WHIP
Dick Ruthven, R ERA: 4.52	(1, 1)	6.0		23	5	3	3	3	1	0	0	0	0	1	28	32	4.50	1.000
Mike Proly, R ERA: 3.72	(7, 1)	0.0	L	2	2	2	2	0	0	0	0	0	0	0	2	2	∞	∞
Bill Campbell, R ERA: 3.28	(7, 1)	0.2		7	3	2	2	0	0	2	0	0	1	0	5	13	27.00	4.500
Craig Lefferts, L ERA: 2.98	(7, 1)	1.1		6	2	2	2	1	0	0	0	0	0	0	8	8	13.50	1.500
Warren Brusstar, R ERA: 2.24	(9, 1)	1.0		3	1	0	0	1	0	0	0	0	0	0	5	5	0.00	1.000

PITCHER IP WLS BF H R ER SO BB IBB HBP BLK WP HR S P ERA WHIP

New York Mets @ Chicago Cubs

Wrigley Field, Chicago, IL

Fri Aug 05 1983, 3:33 AM CDT

Att. 21,163 - Sunny - 79 F

TOP

livebaseballscorecards.com

AB	37
R	9
H	13
RBI	9
BB	3
SO	5
LOB	10

New York Mets @ Chicago Cubs

Wrigley Field, Chicago, IL

Fri Aug 05 1983, 3:33 AM CDT

Att. 21,163 - Sunny - 79 F

BOTTOM

Batter	1	2	3	4	5	6	7	8	9	AB	R	H	RBI	BB	SO	LOB
23 Ryne Sandberg, R (1, 4) OBP: 0.319, SLG: 0.387	BBBB 4-0 CS BB		x 0-0 G6-4-3 ②③ 1-2f		x 0-0 2-H HR	IIII 4-0 IBB			x 0-0 F9 ①	3	1	1	2	2	0	1
Mel Hall, L (1, 8) Gary Woods, R (7, PH) (8, 8) OBP: 0.337, SLG: 0.419 OBP: 0.306, SLG: 0.348	x 0-0 G3 ①② 1-2			x 0-0 3-1 ①	BBBB 4-0 2B BB	0-0 PO ③ 2-3	x 0-0 6-3 ①		x 0-0 6-3 ②	2	0	0	0	1	0	1
										2	0	0	0	0	0	0
Bill Buckner, L (1, 3) OBP: 0.307, SLG: 0.449	BBBB 4-0 FC5-4 BB			x 0-0 E BB 1B	x 0-0 L9 ②		x 0-0 FC6-4 1B		BBBB 4-0 FC4 BB	3	0	2	0	2	0	1
Ron Cey, R (1, 5) OBP: 0.348, SLG: 0.471	x 0-0 FC5-4 ③ 1-2f			BBBB 4-0 E 1-2 BB	x 0-0 ③ 1-H 2B		x 0-0 FC6-4 ② 1-2f		x 0-0 FC4 ③ 1-2f	4	0	1	0	1	0	3
Leon Durham, L (1, 7) OBP: 0.385, SLG: 0.482		x 0-0 F9 ①		x 0-0 F7 ②		x 0-0 4-3 ①	x 0-0 1-3 ③			4	0	0	0	0	0	3
Keith Moreland, R (1, 9) OBP: 0.357, SLG: 0.458		SSS 0-3 K ②		x 0-0 E5 1-2 2-3		x 0-0 P6 ②		BBBB 4-0 FC4-6 BB		3	0	0	0	1	1	2
Jody Davis, R (1, 2) Steve Lake, R (9, 2) OBP: 0.308, SLG: 0.492 OBP: 0.333, SLG: 0.444		x 0-0 F9 ③		x 0-0 F8 ③		BBBB 4-0 BB 2B BB		x 0-0 F8 ①		3	1	0	0	1	0	4
										0	0	0	0	0	0	0
Larry Bowa, S (1, 6) OBP: 0.308, SLG: 0.332			x 0-0 5-3 ①		x 0-0 SH1-4 23 HR 1B	BBBB 4-0 1-2 2B BB		x 0-0 P3 ②		3	2	1	0	1	0	1
Dick Ruthven, R (1, 1) OBP: 0.220, SLG: 0.250 Jay Johnstone, L (6, PH) OBP: 0.363, SLG: 0.440 Jerry Morales, R (6, PH) OBP: 0.238, SLG: 0.284 Mike Proly, R (7, 1) OBP: 0.167, SLG: 0.091 Bill Campbell, R (7, 1) Craig Lefferts, L (7, 1) OBP: 0.176, SLG: 0.125 Joe Carter, R (8, PH) OBP: 0.067, SLG: 0.067 Warren Brusstar, R (9, 1)			x 0-0 23 G6-4-3 1B		x 0-0 SH1-4 ① 1-2	x 0-0 PO 1-H 2-H 2B		x 0-0 FC4-6 ③ 1-2f		1	0	1	0	0	0	0
										0	0	0	0	0	0	0
										1	0	1	2	0	0	0
										0	0	0	0	0	0	0
										0	0	0	0	0	0	0
										0	0	0	0	0	0	0
										1	0	0	0	0	0	1
										0	0	0	0	0	0	0
Inning Stats	R: 0 E: 0 K: 0 S: 2 H: 0 LOB: 1 BB: 2 P: 10	R: 0 E: 0 K: 1 S: 5 H: 0 LOB: 0 BB: 0 P: 5	R: 0 E: 0 K: 0 S: 3 H: 1 LOB: 0 BB: 0 P: 3	R: 0 E: 1 K: 0 S: 5 H: 1 LOB: 3 BB: 1 P: 9	R: 2 E: 0 K: 0 S: 5 H: 3 LOB: 2 BB: 1 P: 9	R: 2 E: 0 K: 0 S: 3 H: 1 LOB: 1 BB: 3 P: 15	R: 0 E: 0 K: 0 S: 4 H: 1 LOB: 1 BB: 0 P: 4	R: 0 E: 0 K: 0 S: 3 H: 0 LOB: 1 BB: 1 P: 7	R: 0 E: 0 K: 0 S: 3 H: 0 LOB: 1 BB: 1 P: 7	1B: 4 2B: 2 3B: 0 HR: 1	SF: 0 SAC: 1 DP: 1 HBP: 0						

livebaseballscorecards.com

AB	30
R	4
H	7
RBI	4
BB	9
SO	1
LOB	17

WP: 0 PB: 0 SB: 0 CS: 1 PA: 41

PITCHER		IP	WLS	BF	H	R	ER	SO	BB	IBB	HBP	BLK	WP	HR	S	P	ERA	WHIP
Mike Torrez, R ERA: 4.04	(1, 1)	5.2		26	5	4	4	1	6	0	0	0	0	1	22	46	6.35	1.941
Jesse Orosco, L ERA: 1.32	(6, 1)	3.1	W	14	2	0	0	0	2	1	0	0	0	0	11	23	0.00	1.200

PITCHER	IP	WLS	BF	H	R	ER	SO	BB	IBB	HBP	BLK	WP	HR	S	P	ERA	WHIP

Batter	1	2	3	4	5	6	7	8	9	AB	R	H	RBI	BB	SO	LOB
Mookie Wilson, S (1, 8) OBP: 0.291, SLG: 0.339	4-3		K	2-3			K		1B	5	0	1	0	0	2	0
Hubie Brooks, R (1, 5) OBP: 0.310, SLG: 0.357	4-3		1B BB		F8		K		K	4	0	0	0	1	2	1
Keith Hernandez, L (1, 3) OBP: 0.366, SLG: 0.431	3B		1-3 1B		L7			S 1B		4	0	3	0	0	0	0
George Foster, R (1, 7) OBP: 0.305, SLG: 0.427	1-3		K		F7			1-2 K		4	0	0	0	0	2	4
Darryl Strawberry, L (1, 9) OBP: 0.308, SLG: 0.455		K	F9			G4-3 1B		K		4	0	1	0	0	2	3
Bob Bailor, R (1, 6) OBP: 0.291, SLG: 0.296		E5 G4-3		F7		G4-3 1-2f		FC4 BB		3	0	0	0	1	0	1
Brian Giles, R (1, 4) OBP: 0.311, SLG: 0.290		G4-3 1-2f		1-0 S HR HBP		1B		1-2f		3	1	1	0	0	0	3
Ron Hodges, L (1, 2) OBP: 0.361, SLG: 0.249			HR 1B	F9 1-2		6-3			K	4	1	1	0	0	1	2
Walt Terrell, L (1, 1) OBP: 0.167, SLG: 0.471			1-H HR	2-H HR			4-3		1-3	3	2	2	4	0	0	0
Carlos Diaz, R (8, 1)										1	0	0	0	0	0	0
Inning Stats	R: 0 E: 0 K: 0 S: 4 H: 1 LOB: 1 BB: 0 P: 4	R: 0 E: 1 K: 1 S: 5 H: 0 LOB: 0 BB: 0 P: 5	R: 2 E: 0 K: 2 S: 10 H: 3 LOB: 2 BB: 1 P: 14	R: 2 E: 0 K: 0 S: 4 H: 1 LOB: 0 BB: 0 P: 5	R: 0 E: 0 K: 0 S: 3 H: 0 LOB: 0 BB: 0 P: 3	R: 0 E: 0 K: 0 S: 4 H: 2 LOB: 1 BB: 0 P: 4	R: 0 E: 0 K: 2 S: 7 H: 0 LOB: 0 BB: 0 P: 7	R: 0 E: 0 K: 2 S: 8 H: 1 LOB: 2 BB: 1 P: 12	R: 0 E: 0 K: 2 S: 8 H: 1 LOB: 1 BB: 0 P: 8	1B: 6 2B: 0 3B: 1 HR: 2	SF: 0 SAC: 0 DP: 2 HBP: 1						

TOP

New York Mets @ Chicago Cubs

Wrigley Field, Chicago, IL

Sat Aug 06 1983, 3:33 AM CDT

Att. 34,229 - Sunny - 79 F

livebaseballscorecards.com

AB	35
R	4
H	9
RBI	4
BB	2
SO	9
LOB	14

PITCHER		IP	WLS	BF	H	R	ER	SO	BB	IBB	HBP	BLK	WP	HR	S	P	ERA	WHIP
Fergie Jenkins, R ERA: 4.39	(1, 1)	6.0	L	26	7	4	4	3	1	0	1	0	0	2	30	35	6.00	1.333
Warren Brusstar, R ERA: 2.16	(7, 1)	2.0		8	1	0	0	4	1	0	0	0	0	0	15	19	0.00	1.000
Lee Smith, R ERA: 1.15	(9, 1)	1.0		4	1	0	0	2	0	0	0	0	0	0	8	8	0.00	1.000

PITCHER	IP	WLS	BF	H	R	ER	SO	BB	IBB	HBP	BLK	WP	HR	S	P	ERA	WHIP

Batter	1	2	3	4	5	6	7	8	9	AB	R	H	RBI	BB	SO	LOB
23 Ryne Sandberg, R (1, 4) OBP: 0.318, SLG: 0.389	5-3		6-3			2B		SF8 3-H		3	0	1	1	0	0	0
Mel Hall, L (1, 8) OBP: 0.340, SLG: 0.421	K			G5-4-3 1B		K		BB 1-3 1B		4	0	2	0	0	2	1
Bill Buckner, L (1, 3) OBP: 0.309, SLG: 0.448	4-3			P5			G4-6-3 1B 1B	BB 1-2		3	0	1	0	1	0	1
Ron Cey, R (1, 5) OBP: 0.347, SLG: 0.469		F9		G5-4-3 1-2f			G4-6-3 1-2 1B	K		4	0	1	0	0	1	4
Leon Durham, L (1, 7) OBP: 0.383, SLG: 0.483 Lee Smith, R (9, 1) OBP: 0.286, SLG: 0.167		6-3 2B			F8		G4-6-3 1-2f 2-3	K		4 0	0 0	1 0	0 0	0 0	1 0	5 0
Keith Moreland, R (1, 9) OBP: 0.356, SLG: 0.455		6-3 2-3			F9		BB		F7	3	0	0	0	1	0	1
Jody Davis, R (1, 2) OBP: 0.304, SLG: 0.486		F3			F9		K		G3	4	0	0	0	0	1	3
Larry Bowa, S (1, 6) OBP: 0.308, SLG: 0.330			1-3			F9		1B 23 SF8 BB	P4	3	1	0	0	1	0	0
Fergie Jenkins, R (1, 1) OBP: 0.250, SLG: 0.279 Joe Carter, R (6, PH) OBP: 0.063, SLG: 0.063 Warren Brusstar, R (7, 1) Thad Bosley, L (8, PH) OBP: 0.364, SLG: 0.625 (9, 7)			6-3			K		1B 1-3 1B		1 1 0 1	0 0 0 0	0 0 0 1	0 0 0 0	0 1 0 0	0 0 0 0	0 0 0 0
Inning Stats	R: 0 E: 0 K: 1 S: 5 H: 0 LOB: 0 BB: 0 P: 5	R: 0 E: 0 K: 0 S: 4 H: 1 LOB: 1 BB: 0 P: 4	R: 0 E: 0 K: 0 S: 3 H: 0 LOB: 0 BB: 0 P: 3	R: 0 E: 0 K: 0 S: 3 H: 1 LOB: 0 BB: 0 P: 3	R: 0 E: 0 K: 0 S: 3 H: 0 LOB: 0 BB: 0 P: 3	R: 0 E: 0 K: 2 S: 8 H: 1 LOB: 1 BB: 0 P: 8	R: 0 E: 0 K: 1 S: 6 H: 2 LOB: 2 BB: 1 P: 10	R: 1 E: 0 K: 2 S: 9 H: 2 LOB: 3 BB: 2 P: 17	R: 0 E: 0 K: 0 S: 3 H: 0 LOB: 0 BB: 0 P: 3	1B: 5 2B: 2 3B: 0 HR: 0	SF: 1 SAC: 0 DP: 2 HBP: 0	WP: 0 PB: 0 SB: 0 CS: 0	PA: 35				

PITCHER		IP	WLS	BF	H	R	ER	SO	BB	IBB	HBP	BLK	WP	HR	S	P	ERA	WHIP
Walt Terrell, R ERA: 4.19	(1, 1)	7.1	W	29	7	1	1	4	2	0	0	0	0	0	35	43	1.23	1.227
Carlos Diaz, L ERA: 2.26	(8, 1)	1.2	S	6	0	0	0	2	1	0	0	0	0	0	9	13	0.00	0.600

PITCHER	IP	WLS	BF	H	R	ER	SO	BB	IBB	HBP	BLK	WP	HR	S	P	ERA	WHIP

New York Mets @ Chicago Cubs

Wrigley Field, Chicago, IL

Sat Aug 06 1983, 3:33 AM CDT

Att. 34,229 - Sunny - 79 F

BOTTOM

livebaseballscorecards.com

AB	31
R	1
H	7
RBI	1
BB	3
SO	6
LOB	15

Batter	1	2	3	4	5	6	7	8	9	10	AB	R	H	RBI	BB	SO	LOB
Mookie Wilson, S (1, 8) OBP: 0.294, SLG: 0.342	6-3		E9 1-3 E 1B		BLK 1-H 2B			4-3		PB 1-2 1B IBB	4	3	2	0	1	0	0
Hubie Brooks, R (1, 5) OBP: 0.313, SLG: 0.362	F8		E9 1-H 3-H 2B		F7 3-H			S 1B		FC4-6 1-H 2-H 1B	5	0	3	4	0	0	0
Keith Hernandez, L (1, 3) OBP: 0.362, SLG: 0.426	3-1		K			F7		K 1-2		FC4-6 1B 1-2f	5	0	0	0	0	2	3
George Foster, R (1, 7) OBP: 0.306, SLG: 0.427		6-3		P5		2-3			4-3 1-3 1B		5	0	2	0	0	0	0
Darryl Strawberry, L (1, 9) OBP: 0.302, SLG: 0.446		F8		1-3		K			1-3 1-2	G3	5	0	0	0	0	1	3
Bob Bailor, R (1, 6) OBP: 0.286, SLG: 0.290		L8		1-3			6-3		4-3 2-3		4	0	0	0	0	0	1
Brian Giles, R (1, 4) OBP: 0.311, SLG: 0.290			L4		S 1-3 1B 1B		5-3		K		4	1	1	0	0	1	1
Junior Ortiz, R (1, 2) OBP: 0.238, SLG: 0.222			E 1B E 1B		1-3 1-2		6-3			F3	4	1	1	0	0	0	1
Craig Swan, R (1, 1) OBP: 0.000, SLG: 0.000			K		2B 2-H 1B			F9		PB S 1B							
Danny Heep, L (3, PH) OBP: 0.667, SLG: 0.429																	
Scott Holman, R (5, 1) OBP: 0.000, SLG: 0.000																	
Carlos Diaz, R (6, 1)																	
Dave Kingman, R (8, PH) OBP: 0.500, SLG: 0.452																	
Doug Sisk, R (8, 1) OBP: 0.500, SLG: 0.500																	
Rusty Staub, L (10, PH) OBP: 0.000, SLG: 0.000																	
Mark Bradley, R (10, PR) OBP: 0.000, SLG: 0.000																	
Jesse Orosco, R (10, 1) OBP: 0.375, SLG: 0.375																	
Inning Stats	R: 0 E: 0 K: 0 S: 3 H: 0 LOB: 0 BB: 0 P: 3	R: 0 E: 0 K: 0 S: 3 H: 0 LOB: 0 BB: 0 P: 3	R: 2 E: 2 K: 2 S: 10 H: 3 LOB: 1 BB: 0 P: 10	R: 0 E: 0 K: 0 S: 3 H: 0 LOB: 0 BB: 0 P: 3	R: 2 E: 0 K: 0 S: 5 H: 3 LOB: 0 BB: 0 P: 5	R: 0 E: 0 K: 1 S: 5 H: 0 LOB: 0 BB: 0 P: 5	R: 0 E: 0 K: 0 S: 3 H: 0 LOB: 0 BB: 0 P: 3	R: 0 E: 0 K: 1 S: 6 H: 1 LOB: 1 BB: 0 P: 6	R: 0 E: 0 K: 1 S: 6 H: 1 LOB: 1 BB: 0 P: 6	R: 2 E: 0 K: 0 S: 6 H: 3 LOB: 2 BB: 1 P: 10	1B: 9 2B: 2 3B: 0 HR: 0	SF: 0 SAC: 0 DP: 0 HBP: 0						

PITCHER	IP	WLS	BF	H	R	ER	SO	BB	IBB	HBP	BLK	WP	HR	S	P	ERA	WHIP
Dickie Noles, R (1, 1) ERA: 4.31	8.0		30	7	4	4	4	0	0	0	1	0	0	38	38	4.50	0.875
Lee Smith, R (9, 1) ERA: 1.37	2.0	L	11	4	2	2	1	0	1	0	0	0	0	12	16	9.00	2.000

PITCHER	IP	WLS	BF	H	R	ER	SO	BB	IBB	HBP	BLK	WP	HR	S	P	ERA	WHIP

TOP

New York Mets @ Chicago Cubs

Wrigley Field, Chicago, IL

Sun Aug 07 1983, 3:33 AM CDT

Att. 25,748 - Sunny - 80 F

livebaseballscorecards.com

AB	40
R	6
H	11
RBI	5
BB	1
SO	5
LOB	10

WP: 0 PA: 41
PB: 1
SB: 3
CS: 0

New York Mets @ Chicago Cubs

Wrigley Field, Chicago, IL

Sun Aug 07 1983, 3:33 AM CDT

Att. 25,748 - Sunny - 80 F

BOTTOM

livebaseballscorecards.com

Batter	1	2	3	4	5	6	7	8	9	10	AB	R	H	RBI	BB	SO	LOB
Mel Hall, L (1, 8) OBP: 0.347, SLG: 0.435	FC3-6 SF7 23 BB 1B		HR	IBB		1-2 23 FC6-4 BB		1-2f 2-3 FC4-6		K	4	2	2	1	2	1	5
23 Ryne Sandberg, R (1, 4) OBP: 0.316, SLG: 0.384	1-2 FC3-6 BB		K	F7		1-2f 2-3 FC6-4		1-3		1-2f FC6-4	5	0	0	0	1	1	9
Bill Buckner, L (1, 3) OBP: 0.306, SLG: 0.443	1-2f 2-3 FC3-6		G3		4-3	4-3			G3		5	0	0	0	0	0	4
Ron Cey, R (1, 5) OBP: 0.345, SLG: 0.465	3-H SF7		6-3		5-3		6-3		1-2 G4-6-3 BB		3	0	0	1	1	0	0
Leon Durham, L (1, 7) OBP: 0.380, SLG: 0.475	K			K	HBP BB		K		1-2f G4-6-3		4	0	0	0	1	3	2
Jay Johnstone, L (1, 9) OBP: 0.370, SLG: 0.436 Gary Woods, R (7, PH) OBP: 0.309, SLG: 0.346 (8, 9)		1-2 FC3-6 BB		4-3	1-2 HBP		K			1B BB	1 1	0 0	0 0	0 0	1 1	0 1	0 0
Steve Lake, R (1, 2) OBP: 0.333, SLG: 0.439 Thad Bosley, L (8, PH) OBP: 0.333, SLG: 0.556 Jody Davis, R (9, 2) OBP: 0.306, SLG: 0.486 Joe Carter, R (10, PR) OBP: 0.063, SLG: 0.063	1-2f FC3-6			WP 1B 1B	P6			6-3		1-2 1B BB	3 1 0 0	1 0 0 0	1 0 0 0	0 0 0 0	0 0 1 0	0 0 0 0	3 0 0 0
Tom Veryzer, R (1, 6) OBP: 0.190, SLG: 0.254	P5			1-H 2B 1B		L5		FC4-6 WP 1B		1-2 23 FC6-4 1B	5	1	3	1	0	0	1
Dickie Noles, R (1, 1) OBP: 0.276, SLG: 0.310 Jerry Morales, R (8, PH) OBP: 0.247, SLG: 0.284 Lee Smith, R (9, 1) OBP: 0.286, SLG: 0.167 Keith Moreland, R (10, PH) OBP: 0.355, SLG: 0.454	F8			2-H		23 FC6-4 WP 1B		1-2 FC4-6 BB		K	3 0 0 1	0 0 0 0	2 0 0 0	1 0 0 0	0 0 0 0	0 0 0 1	1 0 0 3
Inning Stats	R: 1 H: 1 E: 0 LOB: 1 K: 1 BB: 1 S: 6 P: 10	R: 0 H: 0 E: 0 LOB: 1 K: 0 BB: 1 S: 3 P: 7	R: 1 H: 1 E: 0 LOB: 0 K: 1 BB: 0 S: 6 P: 6	R: 2 H: 3 E: 0 LOB: 2 K: 1 BB: 1 S: 8 P: 12	R: 0 H: 0 E: 0 LOB: 2 K: 0 BB: 1 S: 3 P: 8	R: 0 H: 1 E: 0 LOB: 2 K: 0 BB: 1 S: 4 P: 8	R: 0 H: 0 E: 0 LOB: 0 K: 2 BB: 0 S: 7 P: 7	R: 0 H: 1 E: 0 LOB: 2 K: 0 BB: 1 S: 4 P: 8	R: 0 H: 0 E: 0 LOB: 0 K: 0 BB: 1 S: 2 P: 6	R: 0 H: 1 E: 0 LOB: 3 K: 2 BB: 2 S: 8 P: 16	1B: 6 2B: 1 3B: 0 HR: 1	SF: 1 SAC: 0 DP: 1 HBP: 1					

PITCHER		IP	WLS	BF	H	R	ER	SO	BB	IBB	HBP	BLK	WP	HR	S	P	ERA	WHIP
Craig Swan, R ERA: 5.36	(1, 1)	4.0		20	5	4	4	3	2	1	0	0	1	1	23	35	9.00	1.750
Scott Holman, R ERA: 3.86	(5, 1)	1.2		9	1	0	0	0	2	0	1	0	1	0	6	15	0.00	1.800
Carlos Diaz, L ERA: 2.21	(6, 1)	1.1		4	0	0	0	2	0	0	0	0	0	0	8	8	0.00	0.000
Doug Sisk, R ERA: 2.61	(8, 1)	2.0	W	8	1	0	0	0	2	0	0	0	1	0	6	14	0.00	1.500
Jesse Orosco, L ERA: 1.3	(10, 1)	1.0	S	6	1	0	0	2	2	0	0	0	0	0	8	16	0.00	3.000

PITCHER	IP	WLS	BF	H	R	ER	SO	BB	IBB	HBP	BLK	WP	HR	S	P	ERA	WHIP

AB	36
R	4
H	8
RBI	4
BB	9
SO	7
LOB	28

WP: 3 PA: 47
PB: 0
SB: 0
CS: 0

Batter	1	2	3	4	5	6	7	8	9	10	AB	R	H	RBI	BB	SO	LOB
Mookie Wilson, S (1, 8) OBP: 0.291, SLG: 0.338	3-1		P6		F8	K			P3		5	0	0	0	0	1	3
Hubie Brooks, R (1, 5) OBP: 0.312, SLG: 0.360	5-3		5-3			1B	F4-3		F8		5	1	1	0	0	0	0
Keith Hernandez, L (1, 3) OBP: 0.365, SLG: 0.425	BB FC6-4			BB F4-6		1B FC4-6	F4-3		3-1		3	1	1	0	2	0	0
George Foster, R (1, 7) OBP: 0.307, SLG: 0.429	FC6-4 1-2f			F8		FC4-6 BB				6-3	5	1	2	1	0	0	2
Darryl Strawberry, L (1, 9) OBP: 0.311, SLG: 0.456		HBP 6-3		1B 1-2		BB FC4-6	6-3			3B E	3	1	2	0	1	0	1
Bob Bailor, R (1, 6) (6, 4) OBP: 0.285, SLG: 0.285	6-3 1-2			F4-6 2-3		FC4-6 E 1-2f 2-3 3-H		F8		IBB E FC4-2	4	1	0	1	1	0	5
Brian Giles, R (1, 4) OBP: 0.309, SLG: 0.288	F7				F9	E8 SH3 1-H 3-H		K		FC4-2 1-H 3-H	2	0	0	0	0	0	1
Rusty Staub, L (6, PH) OBP: 0.402, SLG: 0.425						1B					1	0	1	1	0	0	0
José Oquendo, S (6, PR) OBP: 0.266, SLG: 0.246											2	1	0	0	0	1	1
(6, 6)																	
Junior Ortiz, R (1, 2) OBP: 0.243, SLG: 0.228	P5				SH3	SH3		1B	G3		2	0	1	0	0	0	1
Danny Heep, L (6, PH) OBP: 0.344, SLG: 0.429					1B	BB					0	0	0	0	1	0	0
Ron Hodges, L (6, 2) OBP: 0.362, SLG: 0.251											2	0	1	0	0	0	1
Tom Seaver, R (1, 1) OBP: 0.208, SLG: 0.250			K		SH3	SH3		L7			1	0	0	1	0	1	0
Dave Kingman, R (8, PH) OBP: 0.263, SLG: 0.400					1-2	1-2 3-H					1	0	0	0	0	0	1
Jesse Orosco, R (8, 1) OBP: 0.273, SLG: 0.273											0	0	0	0	0	0	0
Inning Stats	R: 0 E: 0 K: 0 S: 3 H: 0 LOB: 1 BB: 1 P: 7	R: 0 E: 0 K: 0 S: 3 H: 0 LOB: 1 BB: 0 P: 4	R: 0 E: 0 K: 1 S: 5 H: 0 LOB: 0 BB: 0 P: 5	R: 0 E: 0 K: 0 S: 3 H: 1 LOB: 1 BB: 1 P: 7	R: 0 E: 0 K: 0 S: 4 H: 1 LOB: 1 BB: 0 P: 4	R: 5 E: 1 K: 1 S: 9 H: 4 LOB: 2 BB: 2 P: 17	R: 0 E: 0 K: 0 S: 4 H: 1 LOB: 1 BB: 0 P: 4	R: 0 E: 0 K: 1 S: 6 H: 1 LOB: 1 BB: 0 P: 6	R: 0 E: 0 K: 0 S: 3 H: 0 LOB: 0 BB: 0 P: 3	R: 1 E: 1 K: 0 S: 4 H: 1 LOB: 1 BB: 1 P: 8	1B: 7 2B: 2 3B: 1 HR: 0 SF: 0 SAC: 2 DP: 1 HBP: 1						

PITCHER		IP	WLS	BF	H	R	ER	SO	BB	IBB	HBP	BLK	WP	HR	S	P	ERA	WHIP
Ray Burris, R ERA: 2.94	(1, 1)	5.1		25	6	5	4	1	3	0	1	0	0	0	23	36	6.75	1.688
Bob James, R ERA: 4.74	(6, 1)	1.2		7	1	0	0	1	1	0	0	0	0	0	8	12	0.00	1.200
Dan Schatzeder, L ERA: 2.73	(8, 1)	2.0		7	1	0	0	1	0	0	0	0	0	0	9	9	0.00	0.500
Jeff Reardon, R ERA: 2.79	(10, 1)	1.0	L	5	1	1	0	0	0	1	0	0	0	0	4	8	0.00	1.000

PITCHER	IP	WLS	BF	H	R	ER	SO	BB	IBB	HBP	BLK	WP	HR	S	P	ERA	WHIP

TOP

New York Mets @ Montreal Expos

Olympic Stadium, Montreal, QB

Mon Aug 08 1983, 7:05 PM EDT

Att. 27,906 - Unknown

livebaseballscorecards.com

AB	36
R	6
H	9
RBI	4
BB	5
SO	3
LOB	16

WP: 0 PA: 44
PB: 0
SB: 0
CS: 0

Batter	1	2	3	4	5	6	7	8	9	10	AB	R	H	RBI	BB	SO	LOB
Tim Raines, S (1, 7) OBP: 0.376, SLG: 0.422	4-3		L8		G3		E4 S 1B 3-H		S 1B		5	1	1	0	0	0	1
Bryan Little, S (1, 6) (8, 4) OBP: 0.352, SLG: 0.317	F7		F8 1-2			1-3	1-H 1B		6-3 1-2		5	0	1	1	0	0	2
Andre Dawson, R (1, 8) OBP: 0.347, SLG: 0.580	K			F9		F9	F3			CS 1B	5	0	1	0	0	1	1
Al Oliver, L (1, 3) OBP: 0.354, SLG: 0.416		G3		L5		F7		4-3		4-3 1-2	5	0	0	0	0	0	1
Warren Cromartie, L (1, 9) OBP: 0.350, SLG: 0.393 Mike Vail, R (10, PH) OBP: 0.297, SLG: 0.343		K		1B			1B 2B	G3		BB	4 0	1 0	2 0	0 0	0 1	1 0	0 0
Gary Carter, R (1, 2) OBP: 0.337, SLG: 0.449		1B		F7			6-3 1B 6-3 2-H 1B	1B		F7	5	1	3	1	0	0	2
Tim Wallach, R (1, 5) OBP: 0.354, SLG: 0.471		P6			HR		6-3 6-3 1-2 E 1B	F8			4	2	2	1	0	0	2
Doug Flynn, R (1, 4) OBP: 0.251, SLG: 0.279 Terry Crowley, L (7, PH) OBP: 0.382, SLG: 0.192 Chris Speier, R (8, 6) OBP: 0.329, SLG: 0.327			S 1B		F6		6-3 1-2 2-3		1-3		2 1 1	0 0 0	1 0 0	0 0 0	0 0 0	0 0 0	0 2 0
Ray Burris, R (1, 1) OBP: 0.286, SLG: 0.324 Bob James, R (6, 1) Mike Stenhouse, L (7, PH) OBP: 0.188, SLG: 0.250 Dan Schatzeder, L (8, 1) OBP: 0.200, SLG: 0.200 Jim Wohlford, R (9, PH) OBP: 0.301, SLG: 0.388 Jeff Reardon, R (10, 1) OBP: 0.143, SLG: 0.143			K		K		6-3 2-3 3-H		F7		2 0 1 0 1 0	0 0 0 0 0 0	0 0 1 0 0 0	0 0 0 0 0 0	2 0 0 0 0 0	1 0 1 0 0 0	0 0 0 0 0 0
Inning Stats	R: 0 E: 0 K: 1 S: 5 H: 0 LOB: 0 BB: 0 P: 5	R: 0 E: 0 K: 1 S: 6 H: 1 LOB: 1 BB: 0 P: 6	R: 0 E: 0 K: 1 S: 6 H: 1 LOB: 1 BB: 0 P: 6	R: 0 E: 0 K: 0 S: 4 H: 1 LOB: 1 BB: 0 P: 4	R: 1 E: 0 K: 1 S: 6 H: 1 LOB: 0 BB: 0 P: 6	R: 0 E: 0 K: 0 S: 3 H: 0 LOB: 0 BB: 0 P: 3	R: 4 E: 1 K: 0 S: 8 H: 4 LOB: 1 BB: 0 P: 8	R: 0 E: 0 K: 0 S: 4 H: 1 LOB: 1 BB: 0 P: 4	R: 0 E: 0 K: 0 S: 4 H: 1 LOB: 1 BB: 0 P: 4	R: 0 E: 0 K: 0 S: 3 H: 1 LOB: 1 BB: 0 P: 7	1B: 9 2B: 1 3B: 0 HR: 1	SF: 0 SAC: 0 DP: 0 HBP: 0					

PITCHER		IP	WLS	BF	H	R	ER	SO	BB	IBB	HBP	BLK	WP	HR	S	P	ERA	WHIP
Tom Seaver, R ERA: 3.64	(1, 1)	7.0		30	8	5	3	4	0	0	0	0	0	1	38	38	3.86	1.143
Jesse Orosco, L ERA: 1.26	(8, 1)	3.0	W	12	3	0	0	0	1	0	0	0	0	0	11	15	0.00	1.333

PITCHER	IP	WLS	BF	H	R	ER	SO	BB	IBB	HBP	BLK	WP	HR	S	P	ERA	WHIP

BOTTOM

New York Mets @ Montreal Expos

Olympic Stadium, Montreal, QB

Mon Aug 08 1983, 7:05 PM EDT
Att. 27,906 - Unknown

livebaseballscorecards.com

AB	41
R	5
H	11
RBI	4
BB	1
SO	4
LOB	13

1B: 9 2B: 1 3B: 0 HR: 1 SF: 0 SAC: 0 DP: 0 HBP: 0

WP: 0 PB: 0 SB: 4 CS: 1 PA: 42

Batter	1	2	3	4	5	6	7	8	9	AB	R	H	RBI	BB	SO	LOB
Mookie Wilson, S (1, 8) OBP: 0.294, SLG: 0.344	L5		1B 3-H		F8 2B		3-1		1B	5	0	3	1	0	0	0
Hubie Brooks, R (1, 5) OBP: 0.311, SLG: 0.358	G3		BB 1-3 1B		F8 2-3		6-3		F4	5	0	1	0	0	0	2
Keith Hernandez, L (1, 3) OBP: 0.364, SLG: 0.422	K		BB 1-2		K		F4-3			3	0	0	0	1	2	1
George Foster, R (1, 7) OBP: 0.305, SLG: 0.425		6-3	K		F8			K		4	0	0	0	0	2	4
Darryl Strawberry, L (1, 9) OBP: 0.313, SLG: 0.461		K	K			1B SF7-5 1B		2B		4	1	2	0	0	2	3
Bob Bailor, R (1, 6) (6, 4) OBP: 0.292, SLG: 0.293		CS 1B		FC4-6 1B		SF7-5 BB 1-3 1B		F8		4	0	3	0	0	0	1
Brian Giles, R (1, 4) OBP: 0.310, SLG: 0.289		CS 1-2	2B 1B	FC4-6 1-2f		BB 1-2		F8		2	1	1	0	0	0	1
Danny Heep, L (6, PH) OBP: 0.347, SLG: 0.429										0	0	0	0	1	0	0
José Oquendo, S (6, 6) OBP: 0.265, SLG: 0.245										1	0	0	0	0	0	1
Ron Hodges, L (1, 2) OBP: 0.360, SLG: 0.258			SH2-4 1-H 1B 2B	F7		SF7-5 2-3 3-H			P2	3	1	1	2	0	0	1
Ed Lynch, R (1, 1) OBP: 0.154, SLG: 0.132			SH2-4 2-3	K		F3			G3	2	0	0	0	0	1	2
Doug Sisk, R (6, 1) OBP: 0.500, SLG: 0.500										0	0	0	0	0	0	0
Rusty Staub, L (9, PH) OBP: 0.398, SLG: 0.420										1	0	0	0	0	0	0
Inning Stats	R: 0 E: 0 K: 1 S: 5 H: 0 LOB: 0 BB: 0 P: 5	R: 0 E: 0 K: 1 S: 5 H: 1 LOB: 0 BB: 0 P: 5	R: 2 E: 0 K: 2 S: 11 H: 4 LOB: 3 BB: 1 P: 15	R: 0 E: 0 K: 1 S: 6 H: 1 LOB: 1 BB: 0 P: 6	R: 0 E: 0 K: 1 S: 6 H: 1 LOB: 1 BB: 0 P: 6	R: 1 E: 0 K: 0 S: 4 H: 2 LOB: 1 BB: 1 P: 8	R: 0 E: 0 K: 0 S: 3 H: 0 LOB: 0 BB: 0 P: 3	R: 0 E: 0 K: 1 S: 6 H: 1 LOB: 1 BB: 0 P: 6	R: 0 E: 0 K: 0 S: 4 H: 1 LOB: 1 BB: 0 P: 4	1B: 8 2B: 4 3B: 0 HR: 0 SF: 1 SAC: 1 DP: 1 HBP: 0	WP: 0 PB: 0 SB: 0 CS: 1 PA: 39					

PITCHER	IP	WLS	BF	H	R	ER	SO	BB	IBB	HBP	BLK	WP	HR	S	P	ERA	WHIP
Charlie Lea, R (1, 1) ERA: 3.29	9.0	W	38	11	3	3	7	2	0	0	0	0	0	50	58	3.00	1.444

PITCHER	IP	WLS	BF	H	R	ER	SO	BB	IBB	HBP	BLK	WP	HR	S	P	ERA	WHIP

TOP

New York Mets @ Montreal Expos

Olympic Stadium, Montreal, QB

Tue Aug 09 1983, 7:05 PM EDT

Att. 36,870 - Unknown

livebaseballscorecards.com

AB	34
R	3
H	11
RBI	3
BB	2
SO	7
LOB	16

BOTTOM

New York Mets @ Montreal Expos

Olympic Stadium, Montreal, QB

Tue Aug 09 1983, 7:05 PM EDT

Att. 36,870 - Unknown

livebaseballscorecards.com

Batter	1	2	3	4	5	6	7	8	9	AB	R	H	RBI	BB	SO	LOB
Tim Raines, S (1, 7) OBP: 0.375, SLG: 0.419	4-3		F9		4-3		BB, 1-2 E, BB			3	1	0	0	1	0	0
Bryan Little, S (1, 6) OBP: 0.351, SLG: 0.314	4-3		5-3		BBBB 4-0 CS, BB		BBBB 4-0 E, 1-2, 2-3, BB			2	0	0	0	1	0	0
Terry Crowley, L (7, PH) OBP: 0.400, SLG: 0.192										0	0	0	0	1	0	0
Chris Speier, R (8, 6) OBP: 0.329, SLG: 0.327										0	0	0	0	0	0	0
Andre Dawson, R (1, 8) OBP: 0.344, SLG: 0.575	1-3		F8		SSS 0-3 K, 1-2		0-0 E6, G1-6-3, 1-3, 2-H, 3-H			4	0	0	1	0	1	2
Al Oliver, L (1, 3) OBP: 0.358, SLG: 0.422		4-3 PB, 6-3, 1B		2B, 1B		1B, 2B	G1-6-3, 1-2f			4	3	3	0	0	0	2
Warren Cromartie, L (1, 9) OBP: 0.352, SLG: 0.395		4-3, 1-3		L8		G6-4-3, 2-H, 1B		2B, 1B		4	1	2	1	0	0	2
Gary Carter, R (1, 2) OBP: 0.336, SLG: 0.450		6-3, 3-H		1-H, 1B, 2B		P5		F9		4	1	1	2	0	0	2
Tim Wallach, R (1, 5) OBP: 0.358, SLG: 0.476		1B, 1B		2-H, 1B		G6-4-3, 1-2f		1-H, 2B		4	0	3	2	0	0	1
Doug Flynn, R (1, 4) OBP: 0.251, SLG: 0.279		1-2, 1B		F7			F6-3	F4		4	0	1	0	0	0	2
Charlie Lea, R (1, 1) OBP: 0.135, SLG: 0.100		SSS 0-3 K		4-3			E3, BB, BB, E	SSS 0-3 K		4	1	0	0	0	2	4
Inning Stats	R: 0 E: 0 K: 0 S: 3 H: 0 LOB: 0 BB: 0 P: 3	R: 1 E: 0 K: 1 S: 8 H: 3 LOB: 2 BB: 0 P: 8	R: 0 E: 0 K: 0 S: 3 H: 0 LOB: 0 BB: 0 P: 3	R: 2 E: 0 K: 0 S: 6 H: 3 LOB: 1 BB: 0 P: 6	R: 0 E: 0 K: 1 S: 4 H: 0 LOB: 1 BB: 1 P: 8	R: 1 E: 0 K: 0 S: 4 H: 2 LOB: 0 BB: 0 P: 4	R: 2 E: 2 K: 0 S: 4 H: 0 LOB: 1 BB: 2 P: 12	R: 1 E: 0 K: 1 S: 7 H: 2 LOB: 1 BB: 0 P: 7		1B: 7 2B: 4 3B: 0 HR: 0 SF: 0 SAC: 0 DP: 3 HBP: 0						

	AB	33
	R	7
	H	10
	RBI	6
	BB	3
	SO	3
	LOB	15

WP: 0 PB: 1 SB: 0 CS: 1 PA: 36

PITCHER		IP	WLS	BF	H	R	ER	SO	BB	IBB	HBP	BLK	WP	HR	S	P	ERA	WHIP
Ed Lynch, R ERA: 3.72	(1, 1)	5.0	L	23	8	4	4	2	1	0	0	0	0	0	26	30	7.20	1.800
Doug Sisk, R ERA: 2.62	(6, 1)	3.0		13	2	3	1	1	2	0	0	0	0	0	13	21	3.00	1.333

PITCHER	IP	WLS	BF	H	R	ER	SO	BB	IBB	HBP	BLK	WP	HR	S	P	ERA	WHIP

New York Mets @ Montreal Expos

Olympic Stadium, Montreal, QB

Wed Aug 10 1983, 7:05 PM EDT

Att. 25,538 - Unknown

livebaseballscorecards.com

TOP

Batter	1	2	3	4	5	6	7	8	9	AB	R	H	RBI	BB	SO	LOB
Mookie Wilson, S (1, 8) OBP: 0.294, SLG: 0.343	1-3		P8			6-3		BB, 1B		4	0	1	0	0	0	0
Hubie Brooks, R (1, 5) OBP: 0.310, SLG: 0.356	5-3		5-3			F8		BBBB, 4-0, 1-2, BB		3	0	0	0	1	0	0
Keith Hernandez, L (1, 3) OBP: 0.363, SLG: 0.419 Tom Gorman, L (8, 1) OBP: 0.250, SLG: 0.250	BBBB, 4-0, BB		5-3			G3		0-0, F4-3		3 0	0 0	0 0	0 0	1 0	0 0	2 0
George Foster, R (1, 7) OBP: 0.302, SLG: 0.421	F7			5-3			F7		F8	4	0	0	0	0	0	1
Darryl Strawberry, L (1, 9) OBP: 0.309, SLG: 0.454		SSS, K		F8			G3		L5	4	0	0	0	0	1	0
Bob Bailor, R (1, 6) OBP: 0.296, SLG: 0.297		1B		F7			F7		1B, 2B	4	1	2	0	0	0	0
Brian Giles, R (1, 4) OBP: 0.312, SLG: 0.295		F9			E6, 6-3			F8, F4-3	1-2, 2B	4	2	2	0	0	0	1
Junior Ortiz, R (1, 2) OBP: 0.248, SLG: 0.233 Danny Heep, L (8, PH) OBP: 0.348, SLG: 0.436 (8, 3)	1-2, FC5-4				1-2f, 6-3			2-3, F8	1-H, 2-H	2 2	0 0	1 1	0 2	0 0	0 0	1 1
Mike Torrez, R (1, 1) OBP: 0.065, SLG: 0.044 Carlos Diaz, R (7, 1) Rusty Staub, L (8, PH) OBP: 0.394, SLG: 0.416 Ron Hodges, L (8, 2) OBP: 0.360, SLG: 0.258 Dave Kingman, R (9, PH) OBP: 0.262, SLG: 0.398		1-2f, FC5-4			F9			3-H, F4-3	SSS, K	2 0 1 0 1	0 0 0 0 0	0 0 0 0 0	0 0 1 0 1	0 0 0 0 1	0 0 0 0 1	2 0 0 0 1
Inning Stats	R: 0 E: 0 K: 0 S: 3 H: 0 LOB: 1 BB: 1 P: 7	R: 0 E: 0 K: 1 S: 7 H: 2 LOB: 2 BB: 0 P: 7	R: 0 E: 0 K: 0 S: 3 H: 0 LOB: 0 BB: 0 P: 3	R: 0 E: 0 K: 0 S: 3 H: 0 LOB: 0 BB: 0 P: 3	R: 0 E: 1 K: 0 S: 3 H: 0 LOB: 0 BB: 0 P: 3	R: 0 E: 0 K: 0 S: 3 H: 0 LOB: 0 BB: 0 P: 3	R: 0 E: 0 K: 0 S: 3 H: 0 LOB: 0 BB: 0 P: 3	R: 1 E: 0 K: 0 S: 5 H: 2 LOB: 2 BB: 1 P: 9	R: 2 E: 0 K: 1 S: 8 H: 3 LOB: 1 BB: 0 P: 8	1B: 5 2B: 3 3B: 0 HR: 0 SF: 0 SAC: 0 DP: 1 HBP: 0						

	AB	34
	R	3
	H	7
	RBI	3
	BB	2
	SO	2
	LOB	9

WP: 0 PB: 0 SB: 0 CS: 0 PA: 36

PITCHER		IP	WLS	BF	H	R	ER	SO	BB	IBB	HBP	BLK	WP	HR	S	P	ERA	WHIP
Bill Gullickson, R ERA: 3.93	(1, 1)	7.2	W	29	4	1	1	1	2	0	0	0	0	0	29	37	1.17	0.783
Dan Schatzeder, L ERA: 2.97	(8, 1)	1.0		6	3	2	2	0	0	0	0	0	0	0	6	6	18.00	3.000
Jeff Reardon, R ERA: 2.77	(9, 1)	0.1	S	1	0	0	0	1	0	0	0	0	0	0	3	3	0.00	0.000

PITCHER		IP	WLS	BF	H	R	ER	SO	BB	IBB	HBP	BLK	WP	HR	S	P	ERA	WHIP

New York Mets @ Montreal Expos

Olympic Stadium, Montreal, QB

Wed Aug 10 1983, 7:05 PM EDT

Att. 25,538 - Unknown

livebaseballscorecards.com

BOTTOM

Batter	1	2	3	4	5	6	7	8	9	AB	R	H	RBI	BB	SO	LOB
Tim Raines, S (1, 7) OBP: 0.378, SLG: 0.420	F7		1B 2-H: 1B		1B 2-H: 1B		BBBB 4-0 G4-3 1-2: BB			3	2	2	2	1	0	0
Bryan Little, S (1, 6) (9, 4) OBP: 0.350, SLG: 0.314	P5		E 1B 2-H: 1B		SSS 0-3 K		G4-3 1-2f 2-3			4	0	1	1	0	1	3
Andre Dawson, R (1, 8) OBP: 0.344, SLG: 0.575 Jim Wohlford, R (5, PH) (6, 8) OBP: 0.318, SLG: 0.402	L6		E5 1-3: 1B		2-H: 1B		1B 3-H: 1B			2 2	0 0	1 2	0 2	0 0	0 0	0 0
Al Oliver, L (1, 3) OBP: 0.359, SLG: 0.422		G6-3 1B	4-3			6-3	1-3: 1B			4	0	2	0	0	0	2
Warren Cromartie, L (1, 9) OBP: 0.350, SLG: 0.396		G6-3 1-2f	SSS 0-3 K			FC5-4 2B	F7			4	0	1	0	0	1	3
Gary Carter, R (1, 2) OBP: 0.335, SLG: 0.446		P4	5-3			4-0 FC5-4 IBB		SSS 0-3 K		3	0	0	0	1	1	0
Tim Wallach, R (1, 5) OBP: 0.355, SLG: 0.472			SSS 0-3 K	P5		FC5-4 1-2f 2-3		SSS 0-3 K		4	0	0	0	0	2	2
Doug Flynn, R (1, 4) OBP: 0.248, SLG: 0.275 Jeff Reardon, R (9, 1) OBP: 0.143, SLG: 0.143			F6-3		F8	F4		F6-3		4 0	0 0	0 0	0 0	0 0	0 0	2 0
Bill Gullickson, R (1, 1) OBP: 0.121, SLG: 0.127 Dan Schatzeder, L (8, 1) OBP: 0.200, SLG: 0.200 Angel Salazar, R (9, 6)			1B 2B		1B 2B		E5 G4-3 BB 1B			3 0 0	3 0 0	2 0 0	0 0 0	0 0 0	0 0 0	0 0 0
Inning Stats	R: 0 E: 0 K: 0 S: 3 H: 0 LOB: 0 BB: 0 P: 3	R: 0 E: 0 K: 0 S: 3 H: 1 LOB: 0 BB: 0 P: 3	R: 2 E: 1 K: 1 S: 9 H: 4 LOB: 2 BB: 0 P: 9	R: 0 E: 0 K: 1 S: 5 H: 0 LOB: 0 BB: 0 P: 5	R: 2 E: 0 K: 1 S: 7 H: 3 LOB: 1 BB: 0 P: 7	R: 0 E: 0 K: 0 S: 4 H: 1 LOB: 2 BB: 1 P: 8	R: 1 E: 1 K: 0 S: 5 H: 2 LOB: 2 BB: 1 P: 9	R: 0 E: 0 K: 2 S: 7 H: 0 LOB: 0 BB: 0 P: 7		1B: 8 2B: 3 3B: 0 HR: 0 SF: 0 SAC: 0 DP: 2 HBP: 0						

	AB	33
	R	5
	H	11
	RBI	5
	BB	2
	SO	5
	LOB	12

WP: 0 PB: 0 SB: 0 CS: 0 PA: 35

PITCHER		IP	WLS	BF	H	R	ER	SO	BB	IBB	HBP	BLK	WP	HR	S	P	ERA	WHIP
Mike Torrez, R ERA: 4.09	(1, 1)	6.2	L	30	10	5	4	3	1	1	0	0	0	0	34	42	5.40	1.650
Carlos Diaz, L ERA: 2.2	(7, 1)	0.1		2	1	0	0	0	0	0	0	0	0	0	2	2	0.00	3.000
Tom Gorman, L ERA: 5.06	(8, 1)	1.0		3	0	0	0	2	0	0	0	0	0	0	7	7	0.00	0.000

PITCHER	IP	WLS	BF	H	R	ER	SO	BB	IBB	HBP	BLK	WP	HR	S	P	ERA	WHIP

Batter	1	2	3	4	5	6	7	8	9	AB	R	H	RBI	BB	SO	LOB
Mel Hall, L (1, 8) OBP: 0.355, SLG: 0.439	B B B B 4-0 23 G4-6-3 BB		S S S 0-3 ③ K			x 0-0 23 CS 1B			x 0-0 ① 4-3	3	0	1	0	1	1	0
23 Ryne Sandberg, R (1, 4) OBP: 0.321, SLG: 0.384	x 0-0 ① ② G4-6-3 1-2f			x 0-0 ① P4		x 0-0 ③ CS 1-2	x 0-0 ① L8		x 0-0 ② F9	4	0	0	0	0	0	1
Bill Buckner, L (1, 3) OBP: 0.309, SLG: 0.443	x 0-0 ③ F9			x 0-0 ② L7			x 0-0 2B		x 0-0 ③ F8	4	0	1	0	0	0	0
Ron Cey, R (1, 5) OBP: 0.346, SLG: 0.463		x 0-0 ① F7		x 0-0 ③ L7			S S S 0-3 ② K			3	0	0	0	0	1	1
Leon Durham, L (1, 7) OBP: 0.383, SLG: 0.480		S S S 0-3 ② K			x 0-0 ① L8		S S S 0-3 ③ K			3	0	0	0	0	2	1
Keith Moreland, R (1, 9) OBP: 0.366, SLG: 0.452		x 0-0 1B			x 0-0 CS 1B			B B B B 4-0 BB		2	0	2	0	1	0	0
Jody Davis, R (1, 2) OBP: 0.315, SLG: 0.487		x 0-0 ③ F9			x 0-0 ② ③ F8 1-2			S S S 0-3 ① K		3	0	0	0	0	1	3
Larry Bowa, S (1, 6) OBP: 0.310, SLG: 0.334			x 0-0 ① P6			x 0-0 ① P5		x 0-0 ② F8		3	0	0	0	0	0	1
Fergie Jenkins, R (1, 1) OBP: 0.239, SLG: 0.267 Jay Johnstone, L (8, PH) OBP: 0.364, SLG: 0.429 Craig Lefferts, L (8, 1) OBP: 0.176, SLG: 0.125			S S S 0-3 ② K			x 0-0 ② F9		S S S 0-3 ③ K		2 1 0	0 0 0	0 0 0	0 0 0	0 1 0	1 1 0	0 1 0
Inning Stats	R: 0 H: 0 E: 0 LOB: 0 K: 0 BB: 1 S: 2 P: 6	R: 0 H: 1 E: 0 LOB: 1 K: 1 BB: 0 S: 6 P: 6	R: 0 H: 0 E: 0 LOB: 0 K: 2 BB: 0 S: 7 P: 7	R: 0 H: 0 E: 0 LOB: 0 K: 0 BB: 0 S: 3 P: 3	R: 0 H: 1 E: 0 LOB: 0 K: 0 BB: 0 S: 3 P: 3	R: 0 H: 1 E: 0 LOB: 1 K: 0 BB: 0 S: 3 P: 3	R: 0 H: 1 E: 0 LOB: 1 K: 2 BB: 0 S: 8 P: 8	R: 0 H: 0 E: 0 LOB: 1 K: 2 BB: 1 S: 7 P: 11	R: 0 H: 0 E: 0 LOB: 0 K: 0 BB: 0 S: 3 P: 3	1B: 3 SF: 0 2B: 1 SAC: 0 3B: 0 DP: 1 HR: 0 HBP: 0						

PITCHER	IP	WLS	BF	H	R	ER	SO	BB	IBB	HBP	BLK	WP	HR	S	P	ERA	WHIP
Walt Terrell, R (1, 1) ERA: 3.63	9.0	W	30	4	0	0	7	2	0	0	0	0	0	42	50	0.00	0.667

PITCHER	IP	WLS	BF	H	R	ER	SO	BB	IBB	HBP	BLK	WP	HR	S	P	ERA	WHIP

TOP

Chicago Cubs @ New York Mets

Shea Stadium, Flushing, NY

Fri Aug 12 1983, 7:05 PM EDT
Att. 8,976 - Overcast - 67 F

livebaseballscorecards.com

AB	28
R	0
H	4
RBI	0
BB	2
SO	7
LOB	8

WP: 0 PA: 31
PB: 0
SB: 0
CS: 2

Chicago Cubs @ New York Mets

Shea Stadium, Flushing, NY

Fri Aug 12 1983, 7:05 PM EDT

Att. 8,976 - Overcast - 67 F

BOTTOM

Batter	1	2	3	4	5	6	7	8	9	AB	R	H	RBI	BB	SO	LOB
Mookie Wilson, S (1, 8) OBP: 0.296, SLG: 0.344	F2		4-3		1B		S 1B			4	0	2	1	0	0	0
Hubie Brooks, R (1, 5) OBP: 0.307, SLG: 0.352	6-3		6-3		K		L7 1-2			4	0	0	0	0	1	2
Keith Hernandez, L (1, 3) OBP: 0.362, SLG: 0.418	HBP 1B		P6			6-3		G3		4	0	1	0	0	0	0
Danny Heep, L (1, 7) OBP: 0.356, SLG: 0.457	1-2 HBP			CS 1B		HR		K		3	1	2	1	0	1	0
Darryl Strawberry, L (1, 9) OBP: 0.308, SLG: 0.451	K			K 1-2		F9		S 1B		4	0	1	0	0	2	3
Bob Bailor, R (1, 6) OBP: 0.295, SLG: 0.296		6-3		6-3		1B		F9 1-2		4	0	1	0	0	0	1
Brian Giles, R (1, 4) OBP: 0.312, SLG: 0.293		BB 1B CS			F8	5-3				2	0	0	0	1	0	1
Ron Hodges, L (1, 2) OBP: 0.364, SLG: 0.260		WP CS 1-3 1B			BB SH1-4 1B		F2			2	1	1	0	1	0	0
Walt Terrell, L (1, 1) OBP: 0.150, SLG: 0.421		K 1-3 3-H			SH1-4 1-2		G3			2	0	0	0	0	1	2
Inning Stats	R: 0 E: 0 K: 1 S: 6 H: 1 LOB: 2 BB: 0 P: 7	R: 0 E: 0 K: 1 S: 5 H: 1 LOB: 1 BB: 1 P: 9	R: 0 E: 0 K: 0 S: 3 H: 0 LOB: 0 BB: 0 P: 3	R: 0 E: 0 K: 1 S: 5 H: 1 LOB: 0 BB: 0 P: 5	R: 1 E: 0 K: 1 S: 6 H: 1 LOB: 1 BB: 1 P: 10	R: 1 E: 0 K: 0 S: 5 H: 2 LOB: 1 BB: 0 P: 5	R: 0 E: 0 K: 0 S: 4 H: 1 LOB: 1 BB: 0 P: 4	R: 0 E: 0 K: 1 S: 6 H: 1 LOB: 1 BB: 0 P: 6		1B: 7 2B: 1 3B: 0 HR: 1 SF: 0 SAC: 1 DP: 1 HBP: 1						

livebaseballscorecards.com

AB	29
R	2
H	8
RBI	2
BB	2
SO	5
LOB	9

WP: 1 PB: 0 SB: 2 CS: 3 PA: 33

PITCHER		IP	WLS	BF	H	R	ER	SO	BB	IBB	HBP	BLK	WP	HR	S	P	ERA	WHIP
Fergie Jenkins, R ERA: 4.3	(1, 1)	7.0	L	29	7	2	2	4	2	0	1	0	1	1	34	43	2.57	1.286
Craig Lefferts, L ERA: 2.79	(8, 1)	1.0		4	1	0	0	1	0	0	0	0	0	0	6	6	0.00	1.000

PITCHER	IP	WLS	BF	H	R	ER	SO	BB	IBB	HBP	BLK	WP	HR	S	P	ERA	WHIP

Chicago Cubs @ New York Mets

Shea Stadium, Flushing, NY

Sat Aug 13 1983, 7:05 PM EDT

Att. 37,407 - Overcast - 72 F

TOP

livebaseballscorecards.com

Batter	1	2	3	4	5	6	7	8	9	AB	R	H	RBI	BB	SO	LOB
23 Ryne Sandberg, R (1, 4) OBP: 0.320, SLG: 0.382	4-3		L7		S 2B 1B		L8		P3	5	1	1	0	0	0	2
Keith Moreland, R (1, 9) OBP: 0.371, SLG: 0.459	BBBB BB		2B		1-H 2B		BBBB 1-2 2-3 BB		5-3	3	0	2	1	2	0	0
Bill Buckner, L (1, 3) OBP: 0.307, SLG: 0.440	F9		P4		4-3		F8			4	0	0	0	0	0	6
Ron Cey, R (1, 5) OBP: 0.343, SLG: 0.458	SSS K			5-3		L8		6-3		4	0	0	0	0	1	1
Leon Durham, L (1, 7) OBP: 0.378, SLG: 0.473		SSS K		SSS K		SSS K		L7		4	0	0	0	0	3	0
Mel Hall, L (1, 8) OBP: 0.355, SLG: 0.438		L8		1B		L9		FC5 1B		3	0	1	0	0	0	0
Jerry Morales, R (8, PH) OBP: 0.253, SLG: 0.289 (8, 8)								1B		1	0	1	0	0	0	0
Jody Davis, R (1, 2) OBP: 0.317, SLG: 0.487		1B		SSS K			F9	1-2 1B		4	0	2	0	0	1	1
Tom Veryzer, R (1, 6) OBP: 0.214, SLG: 0.286		SSS K			4-3		BB 1B 1B	2-3f FC5		4	0	1	0	0	1	3
Rich Bordi, R (1, 1)			SSS K		SSS K				P4	2	0	0	0	0	2	0
Craig Lefferts, L (6, 1) OBP: 0.176, SLG: 0.125										0	0	0	0	0	0	0
Jay Johnstone, L (7, PH) OBP: 0.369, SLG: 0.433										1	0	1	0	0	0	0
Bill Campbell, R (7, 1)							1-2 BB 1B			0	0	0	0	0	0	0
Warren Brusstar, R (8, 1)										0	0	0	0	0	0	0
Gary Woods, R (9, PH) OBP: 0.298, SLG: 0.327										1	0	0	0	0	0	0
Inning Stats	R: 0 E: 0 K: 1 S: 5 H: 0 LOB: 1 BB: 1 P: 9	R: 0 E: 0 K: 2 S: 8 H: 1 LOB: 1 BB: 0 P: 8	R: 0 E: 0 K: 1 S: 6 H: 1 LOB: 1 BB: 0 P: 6	R: 0 E: 0 K: 2 S: 8 H: 1 LOB: 1 BB: 0 P: 8	R: 1 E: 0 K: 1 S: 7 H: 2 LOB: 1 BB: 0 P: 7	R: 0 E: 0 K: 1 S: 5 H: 0 LOB: 0 BB: 0 P: 5	R: 0 E: 0 K: 0 S: 5 H: 2 LOB: 3 BB: 1 P: 9	R: 0 E: 0 K: 0 S: 5 H: 2 LOB: 2 BB: 0 P: 5	R: 0 E: 0 K: 0 S: 3 H: 0 LOB: 0 BB: 0 P: 3	1B: 7 2B: 2 3B: 0 HR: 0 SF: 0 SAC: 0 DP: 0 HBP: 0						

AB	36
R	1
H	9
RBI	1
BB	2
SO	8
LOB	13

WP: 0 PB: 0 SB: 1 CS: 0 PA: 38

PITCHER		IP	WLS	BF	H	R	ER	SO	BB	IBB	HBP	BLK	WP	HR	S	P	ERA	WHIP
Tom Seaver, R ERA: 3.55	(1, 1)	6.2	W	29	7	1	1	8	2	0	0	0	0	0	43	51	1.35	1.350
Jesse Orosco, L ERA: 1.22	(7, 1)	2.1	S	9	2	0	0	0	0	0	0	0	0	0	9	9	0.00	0.857

PITCHER	IP	WLS	BF	H	R	ER	SO	BB	IBB	HBP	BLK	WP	HR	S	P	ERA	WHIP

Batter	1	2	3	4	5	6	7	8	9	AB	R	H	RBI	BB	SO	LOB
Mookie Wilson, S (1, 8) OBP: 0.299, SLG: 0.348	S 1B 1B		1B 1B 1-2			S E 1B	L3			4	2	3	0	0	0	1
Hubie Brooks, R (1, 5) OBP: 0.311, SLG: 0.356	1B 1-H 1B		1-2 2-3 1B			K 1-2		1B 3B 1B		4	1	3	1	0	1	1
Keith Hernandez, L (1, 3) OBP: 0.363, SLG: 0.418	4-3 5 1-3 1B		K2-1 3-Hf			E1 2-H		3B 1-3 1B		4	1	2	0	0	1	3
George Foster, R (1, 7) OBP: 0.301, SLG: 0.417	4-3 2-3			K		BB		F3		3	0	0	0	1	1	3
Darryl Strawberry, L (1, 9) OBP: 0.311, SLG: 0.459	5 3-3	4-3		CS 1B		P4		SF9 1-H 3-H 3B		4	1	2	2	0	0	2
Bob Bailor, R (1, 4) OBP: 0.291, SLG: 0.292		6-3		K 1-2		4-3		SF9 3-H		3	0	0	0	0	1	3
Jesse Orosco, R (7, 1) OBP: 0.250, SLG: 0.273										0	0	0	1	0	0	0
José Oquendo, S (1, 6) OBP: 0.265, SLG: 0.245		K		6-3		FC6-4 1B		K		4	0	1	0	0	2	0
Junior Ortiz, R (1, 2) OBP: 0.241, SLG: 0.226			4-3	K		FC6-4 S 1-2f				3	0	0	0	0	1	1
Tom Seaver, R (1, 1) OBP: 0.220, SLG: 0.261			1B 1B K2-1 1B	5-3			K 1-2			2	0	1	0	0	0	0
Brian Giles, R (7, 4) OBP: 0.311, SLG: 0.292										1	0	0	0	0	1	1
Inning Stats	R: 1 E: 0 K: 0 S: 4 H: 3 LOB: 1 BB: 0 P: 4	R: 0 E: 0 K: 1 S: 5 H: 0 LOB: 0 BB: 0 P: 5	R: 0 E: 0 K: 1 S: 7 H: 3 LOB: 3 BB: 0 P: 7	R: 0 E: 0 K: 2 S: 7 H: 1 LOB: 0 BB: 0 P: 7	R: 0 E: 0 K: 1 S: 5 H: 0 LOB: 0 BB: 0 P: 5	R: 1 E: 1 K: 1 S: 7 H: 1 LOB: 2 BB: 1 P: 11	R: 0 E: 0 K: 1 S: 6 H: 1 LOB: 1 BB: 0 P: 6	R: 3 E: 0 K: 1 S: 8 H: 3 LOB: 0 BB: 0 P: 8		1B: 11 2B: 1 3B: 1 HR: 0	SF: 1 SAC: 0 DP: 1 HBP: 0						

PITCHER		IP	WLS	BF	H	R	ER	SO	BB	IBB	HBP	BLK	WP	HR	S	P	ERA	WHIP
Rich Bordi, R ERA: 1.69	(1, 1)	5.1	L	23	8	2	1	6	1	0	0	0	0	0	33	37	1.69	1.688
Craig Lefferts, L ERA: 2.76	(6, 1)	0.2		2	0	0	0	0	0	0	0	0	0	0	2	2	0.00	0.000
Bill Campbell, R ERA: 3.45	(7, 1)	1.1		8	4	3	3	1	0	0	0	0	0	0	10	10	20.25	3.000
Warren Brusstar, R ERA: 2.14	(8, 1)	0.2		2	0	0	0	1	0	0	0	0	0	0	4	4	0.00	0.000

PITCHER	IP	WLS	BF	H	R	ER	SO	BB	IBB	HBP	BLK	WP	HR	S	P	ERA	WHIP

BOTTOM

Chicago Cubs @ New York Mets

Shea Stadium, Flushing, NY

Sat Aug 13 1983, 7:05 PM EDT
Att. 37,407 - Overcast - 72 F

livebaseballscorecards.com

AB	32
R	5
H	12
RBI	4
BB	1
SO	8
LOB	15

WP: 0 PB: 0 SB: 3 CS: 1 PA: 34

Chicago Cubs @ New York Mets

Shea Stadium, Flushing, NY

Sun Aug 14 1983, 3:33 AM EDT

Att. 17,551 - Unknown

TOP

livebaseballscorecards.com

Batter	1	2	3	4	5	6	7	8	9	AB	R	H	RBI	BB	SO	LOB
23 Ryne Sandberg, R (1, 4) OBP: 0.317, SLG: 0.379	F9		F8		L7			F8		4	0	0	0	0	0	2
Keith Moreland, R (1, 9) OBP: 0.369, SLG: 0.457	6-3			1B	5-3			6-3		4	0	1	0	0	0	1
Bill Buckner, L (1, 3) OBP: 0.305, SLG: 0.436	F8			L4		F8			F8	4	0	0	0	0	0	1
Ron Cey, R (1, 5) OBP: 0.342, SLG: 0.456		G4-6-3 1B		F9		5-3			L8	4	0	1	0	0	0	1
Leon Durham, L (1, 7) OBP: 0.376, SLG: 0.468		G4-6-3 1-2f		L9		F8			BB	3	0	0	0	1	0	2
Mel Hall, L (1, 8) OBP: 0.355, SLG: 0.448 Jerry Morales, R (9, PH) OBP: 0.250, SLG: 0.286	K				HR		P4		P4	3 1	1 0	1 0	1 0	0 0	1 0	0 1
Jody Davis, R (1, 2) OBP: 0.317, SLG: 0.489			K		1B 2B		K			3	1	1	0	0	2	0
Tom Veryzer, R (1, 6) OBP: 0.219, SLG: 0.278			BB SH5-4		P6		F8			2	0	0	0	1	0	1
Chuck Rainey, R (1, 1) OBP: 0.255, SLG: 0.146 Mike Proly, R (3, 1) OBP: 0.167, SLG: 0.091 Thad Bosley, L (5, PH) OBP: 0.385, SLG: 0.600 Warren Brusstar, R (5, 1) Gary Woods, R (8, PH) OBP: 0.296, SLG: 0.324 Bill Campbell, R (8, 1)										0 0 1 0 1 0	0 0 0 0 0 0	0 0 1 0 0 0	0 0 1 0 0 0	0 0 0 0 0 0	0 0 0 0 0 0	0 0 0 0 0 0
Inning Stats	R: 0 E: 0 K: 0 S: 3 H: 0 LOB: 0 BB: 0 P: 3	R: 0 E: 0 K: 1 S: 5 H: 1 LOB: 0 BB: 0 P: 5	R: 0 E: 0 K: 1 S: 5 H: 0 LOB: 1 BB: 1 P: 9	R: 0 E: 0 K: 0 S: 4 H: 1 LOB: 1 BB: 0 P: 4	R: 2 E: 0 K: 0 S: 6 H: 3 LOB: 1 BB: 0 P: 6	R: 0 E: 0 K: 0 S: 3 H: 0 LOB: 0 BB: 0 P: 3	R: 0 E: 0 K: 1 S: 5 H: 0 LOB: 0 BB: 0 P: 5	R: 0 E: 0 K: 0 S: 3 H: 0 LOB: 0 BB: 0 P: 3	R: 0 E: 0 K: 0 S: 3 H: 0 LOB: 1 BB: 1 P: 7	1B: 3 2B: 1 3B: 0 HR: 1 SF: 0 SAC: 1 DP: 1 HBP: 0	WP: 0 PB: 0 SB: 0 CS: 0 PA: 33					

	AB	30
	R	2
	H	5
	RBI	2
	BB	2
	SO	3
	LOB	9

PITCHER		IP	WLS	BF	H	R	ER	SO	BB	IBB	HBP	BLK	WP	HR	S	P	ERA	WHIP
Ed Lynch, R ERA: 3.63	(1, 1)	8.0	W	29	5	2	2	3	1	0	0	0	0	1	34	38	2.25	0.750
Jesse Orosco, L ERA: 1.21	(9, 1)	1.0	S	4	0	0	0	0	1	0	0	0	0	0	3	7	0.00	1.000

PITCHER		IP	WLS	BF	H	R	ER	SO	BB	IBB	HBP	BLK	WP	HR	S	P	ERA	WHIP

Chicago Cubs @ New York Mets

Shea Stadium, Flushing, NY

Sun Aug 14 1983, 3:33 AM EDT

Att. 17,551 - Unknown

BOTTOM

livebaseballscorecards.com

Batter	1	2	3	4	5	6	7	8	9	AB	R	H	RBI	BB	SO	LOB
Bob Bailor, R (1, 4) (9, 6) OBP: 0.295, SLG: 0.296	1B S 1B 1B		FC3-2 1B 1-2 HR 1B	4-3		4-3				4	2	2	0	0	0	1
Hubie Brooks, R (1, 5) OBP: 0.315, SLG: 0.360	G6-4-3 1B 1-3 1B		FC3-2 1-2 2-3 HR 1B		BB 1B		4-3			4	1	3	0	0	0	0
Keith Hernandez, L (1, 3) OBP: 0.366, SLG: 0.420	G6-4-3 1-2 3-H 1B		FC3-2 1-2 2-3 3-Hf HR		BBB 4-0 1-2 BB		6-3 1B			3	1	2	1	1	0	3
George Foster, R (1, 7) OBP: 0.301, SLG: 0.423	G6-4-3 1-2f 2-3		1-H 2-H 3-H HR		L8		6-3 1-2			4	1	1	4	0	0	5
Darryl Strawberry, L (1, 9) OBP: 0.313, SLG: 0.457	L8		BB 1B		SSS 0-3 K		IBB			3	0	1	0	1	1	3
Danny Heep, L (1, 8) OBP: 0.354, SLG: 0.449		L8	BBB 4-0 G4-6-3 1-2 BB		4-3		G3			3	0	0	0	1	0	4
Ron Hodges, L (1, 2) OBP: 0.366, SLG: 0.265		6-3	G4-6-3 1-2f			SH3-4 1B		G4-6-3 1B		4	0	2	0	0	0	2
José Oquendo, S (1, 6) OBP: 0.262, SLG: 0.242 Rusty Staub, L (8, PH) OBP: 0.390, SLG: 0.411 Brian Giles, R (9, 4) OBP: 0.311, SLG: 0.292		5-3		F8		SSS 0-3 K		G4-6-3 1-2f		3 1 0	0 0 0	0 0 0	0 0 0	0 0 0	1 0 0	1 1 0
Ed Lynch, R (1, 1) OBP: 0.171, SLG: 0.150 Dave Kingman, R (8, PH) OBP: 0.261, SLG: 0.397 Jesse Orosco, R (9, 1) OBP: 0.250, SLG: 0.273			1B 1B FC3-2 1B	4-3		SH3-4 1-2		1-3		2 1 0	0 0 0	1 0 0	0 0 0	0 0 0	0 0 0	0 0 0
Inning Stats	R: 1 E: 0 K: 0 S: 5 H: 3 LOB: 1 BB: 0 P: 5	R: 0 E: 0 K: 0 S: 3 H: 0 LOB: 0 BB: 0 P: 3	R: 4 E: 0 K: 0 S: 7 H: 5 LOB: 1 BB: 1 P: 11	R: 0 E: 0 K: 0 S: 3 H: 0 LOB: 0 BB: 0 P: 3	R: 0 E: 0 K: 1 S: 6 H: 1 LOB: 2 BB: 1 P: 10	R: 0 E: 0 K: 1 S: 6 H: 1 LOB: 1 BB: 0 P: 6	R: 0 E: 0 K: 0 S: 4 H: 1 LOB: 2 BB: 1 P: 8	R: 0 E: 0 K: 0 S: 3 H: 1 LOB: 0 BB: 0 P: 3		1B: 11 2B: 0 3B: 0 HR: 1	SF: 0 SAC: 1 DP: 3 HBP: 0					

	AB	32
	R	5
	H	12
	RBI	5
	BB	3
	SO	2
	LOB	20

WP: 0 PB: 0 SB: 1 CS: 0 PA: 36

PITCHER		IP	WLS	BF	H	R	ER	SO	BB	IBB	HBP	BLK	WP	HR	S	P	ERA	WHIP
Chuck Rainey, R ERA: 4.13	(1, 1)	2.1	L	14	8	5	5	0	0	0	0	0	0	1	14	14	19.29	3.429
Mike Proly, R ERA: 3.53	(3, 1)	1.2		5	0	0	0	0	1	0	0	0	0	0	4	8	0.00	0.600
Warren Brusstar, R ERA: 2.03	(5, 1)	3.0		14	3	0	0	2	1	1	0	0	0	0	16	24	0.00	1.333
Bill Campbell, R ERA: 3.41	(8, 1)	1.0		3	1	0	0	0	0	0	0	0	0	0	3	3	0.00	1.000

PITCHER	IP	WLS	BF	H	R	ER	SO	BB	IBB	HBP	BLK	WP	HR	S	P	ERA	WHIP

New York Mets @ Pittsburgh Pirates

Three Rivers Stadium, Pittsburgh, PA

Mon Aug 15 1983, 7:05 PM EDT

Att. 15,053 - Unknown

TOP

livebaseballscorecards.com

Batter	1	2	3	4	5	6	7	8	9	AB	R	H	RBI	BB	SO	LOB
Mookie Wilson, S (1, 8) OBP: 0.300, SLG: 0.352	2-3		4-3 3B		F9		G3		5-3	2	0	1	0	0	0	0
Danny Heep, L (3, PR) OBP: 0.351, SLG: 0.444 (3, 8)										2	1	0	0	0	0	1
Hubie Brooks, R (1, 5) OBP: 0.312, SLG: 0.356	1-3		4-3 3-H		4-3			K		4	0	0	1	0	1	0
Keith Hernandez, L (1, 3) OBP: 0.367, SLG: 0.418	BB		K			BB		F6		2	0	0	0	2	1	1
George Foster, R (1, 7) OBP: 0.298, SLG: 0.419	K 1-2		F8			F2 1-2		F4		4	0	0	0	0	1	3
Darryl Strawberry, L (1, 9) OBP: 0.313, SLG: 0.465		4-3		HR		K			5-3	4	1	1	1	0	1	1
Bob Bailor, R (1, 6) OBP: 0.298, SLG: 0.303		G3 1B		K		L7			G3 2B	4	0	2	0	0	1	1
Brian Giles, R (1, 4) OBP: 0.309, SLG: 0.289		G3 1-3		K			F2		G3 2-3	3	0	0	0	0	1	1
Rusty Staub, L (9, PH) OBP: 0.387, SLG: 0.407										1	0	0	0	0	0	1
Ron Hodges, L (1, 2) OBP: 0.366, SLG: 0.262		BB		1-3			F6		K	2	0	0	0	1	0	0
Mark Bradley, R (9, PH) OBP: 0.292, SLG: 0.338										1	0	0	0	0	1	1
Mike Torrez, R (1, 1) OBP: 0.063, SLG: 0.043		6-3			4-3		BB			2	0	0	0	0	0	2
Dave Kingman, R (7, PH) OBP: 0.264, SLG: 0.397										0	0	0	0	1	0	0
Carlos Diaz, R (7, 1)										0	0	0	0	0	0	0

	AB	31
	R	2
	H	4
	RBI	2
	BB	4
	SO	7
	LOB	12

Inning Stats	1	2	3	4	5	6	7	8	9
	R: 0 E: 0 K: 1 S: 5	H: 0 LOB: 1 BB: 1 P: 9	R: 0 E: 0 K: 0 S: 4	H: 1 LOB: 2 BB: 1 P: 8	R: 1 E: 0 K: 1 S: 6	H: 1 LOB: 1 BB: 0 P: 6	R: 1 E: 0 K: 2 S: 8	H: 1 LOB: 0 BB: 0 P: 8	R: 0 E: 0 K: 0 S: 3	H: 0 LOB: 0 BB: 0 P: 3
	R: 0 E: 0 K: 1 S: 5	H: 0 LOB: 1 BB: 1 P: 9	R: 0 E: 0 K: 0 S: 3	H: 0 LOB: 1 BB: 1 P: 7	R: 0 E: 0 K: 1 S: 5	H: 0 LOB: 0 BB: 0 P: 5	R: 0 E: 0 K: 1 S: 6	H: 1 LOB: 1 BB: 0 P: 6		

	1B: 1	SF: 0	WP: 0	PA: 35
	2B: 1	SAC: 0	PB: 0	
	3B: 1	DP: 0	SB: 3	
	HR: 1	HBP: 0	CS: 0	

PITCHER		IP	WLS	BF	H	R	ER	SO	BB	IBB	HBP	BLK	WP	HR	S	P	ERA	WHIP
Jose DeLeon, R ERA: 2.28	(1, 1)	8.1	W	33	4	2	2	6	4	0	0	0	0	1	41	57	2.16	0.960
Rod Scurry, L ERA: 4.97	(9, 1)	0.1		1	0	0	0	0	0	0	0	0	0	0	1	1	0.00	0.000
Kent Tekulve, R ERA: 1.54	(9, 1)	0.1	S	1	0	0	0	1	0	0	0	0	0	0	3	3	0.00	0.000

PITCHER	IP	WLS	BF	H	R	ER	SO	BB	IBB	HBP	BLK	WP	HR	S	P	ERA	WHIP

New York Mets @ Pittsburgh Pirates

Three Rivers Stadium, Pittsburgh, PA

Mon Aug 15 1983, 7:05 PM EDT

Att. 15,053 - Unknown

livebaseballscorecards.com

BOTTOM

Batter	1	2	3	4	5	6	7	8	9	AB	R	H	RBI	BB	SO	LOB
Marvell Wynne, L (1, 8) OBP: 0.347, SLG: 0.411	K		F4	4-3	L7	HR BB	K			4	0	0	0	0	2	2
Johnny Ray, S (1, 4) OBP: 0.326, SLG: 0.406	F7		4-3			HR BB	5-3			3	1	0	0	1	0	1
Bill Madlock, R (1, 5) OBP: 0.389, SLG: 0.463	1B BB		F7			1-H HR		F8		4	2	2	2	0	0	0
Jason Thompson, L (1, 3) OBP: 0.387, SLG: 0.429	1B 1-2 BB			4-3		F6		K		3	0	0	0	1	1	0
Dave Parker, L (1, 9) OBP: 0.296, SLG: 0.392	1-3 2-H 1B			4-3		F5		K		4	0	1	1	0	1	0
Doug Frobel, L (1, 7) OBP: 0.308, SLG: 0.545 Lee Lacy, R (9, 7) OBP: 0.335, SLG: 0.415	F8			K		HR				3 0	1 0	1 0	1 0	0 0	1 0	2 0
Tony Peña, R (1, 2) OBP: 0.322, SLG: 0.404		5-3			6-3	F9				3	0	0	0	0	0	0
Dale Berra, R (1, 6) OBP: 0.316, SLG: 0.355		L9			4-3 2B		F9			3	0	1	0	0	0	0
Jose DeLeon, R (1, 1) Rod Scurry, L (9, 1) Kent Tekulve, R (9, 1)		G3			4-3 2-3		BB			2 0 0	0 0 0	0 0 0	0 0 0	1 0 0	0 0 0	1 0 0
Inning Stats	R: 1 E: 0 K: 1 S: 7 H: 2 LOB: 2 BB: 1 P: 11	R: 0 E: 0 K: 0 S: 3 H: 0 LOB: 0 BB: 0 P: 3	R: 0 E: 0 K: 0 S: 3 H: 0 LOB: 0 BB: 0 P: 3	R: 0 E: 0 K: 1 S: 5 H: 0 LOB: 0 BB: 0 P: 5	R: 0 E: 0 K: 0 S: 4 H: 1 LOB: 1 BB: 0 P: 4	R: 3 E: 0 K: 0 S: 5 H: 2 LOB: 0 BB: 1 P: 9	R: 0 E: 0 K: 1 S: 5 H: 0 LOB: 1 BB: 1 P: 9	R: 0 E: 0 K: 2 S: 7 H: 0 LOB: 0 BB: 0 P: 7		1B: 2 2B: 1 3B: 0 HR: 2 SF: 0 SAC: 0 DP: 0 HBP: 0				WP: 0 PB: 0 SB: 0 CS: 0 PA: 32		

	AB	29
	R	4
	H	5
	RBI	4
	BB	3
	SO	5
	LOB	6

PITCHER		IP	WLS	BF	H	R	ER	SO	BB	IBB	HBP	BLK	WP	HR	S	P	ERA	WHIP
Mike Torrez, R ERA: 4.16	(1, 1)	6.0	L	25	5	4	4	2	2	0	0	0	0	2	27	35	6.00	1.167
Carlos Diaz, L ERA: 2.12	(7, 1)	2.0		7	0	0	0	3	1	0	0	0	0	0	12	16	0.00	0.500

PITCHER	IP	WLS	BF	H	R	ER	SO	BB	IBB	HBP	BLK	WP	HR	S	P	ERA	WHIP

New York Mets @ Pittsburgh Pirates

Three Rivers Stadium, Pittsburgh, PA

Tue Aug 16 1983, 3:33 AM EDT

Att. 12,061 - Unknown

TOP

livebaseballscorecards.com

Batter	1	2	3	4	5	6	7	8	9	AB	R	H	RBI	BB	SO	LOB
Bob Bailor, R (1, 4) OBP: 0.297, SLG: 0.302	F9		G4-6-3 1-2 3-H 1B			6-3		K		4	0	1	1	0	1	1
Hubie Brooks, R (1, 5) OBP: 0.310, SLG: 0.353	4-3		G4-6-3 1-2f			4-3			1-3	4	0	0	0	0	0	2
Keith Hernandez, L (1, 3) OBP: 0.368, SLG: 0.418	F7			K			1B		BB 1B	3	0	1	0	1	1	0
George Foster, R (1, 7) OBP: 0.298, SLG: 0.417		6-3		4-3			G5-4-3 1-2		K	4	0	1	0	0	1	1
Darryl Strawberry, L (1, 9) OBP: 0.312, SLG: 0.462		K		L7			K		1-3	4	0	1	0	0	2	2
Danny Heep, L (1, 8) OBP: 0.344, SLG: 0.435		F9			5-3		G5-4-3 1-2f		F6	4	0	0	0	0	0	4
José Oquendo, S (1, 6) OBP: 0.263, SLG: 0.243			1B S 1B 1B		6-3			K		3	1	1	0	0	1	0
Junior Ortiz, R (1, 2) OBP: 0.243, SLG: 0.229			1B 1-3 1B		4-3			K		3	0	1	0	0	1	0
Craig Swan, R (1, 1) OBP: 0.083, SLG: 0.083			K			6-3		HBP		2	0	0	0	0	1	2
Doug Sisk, R (7, 1) OBP: 0.500, SLG: 0.500										0	0	0	0	0	0	0
Dave Kingman, R (8, PH) OBP: 0.266, SLG: 0.397										0	0	0	0	0	0	0
Tom Gorman, L (8, 1) OBP: 0.250, SLG: 0.250										0	0	0	0	0	0	0
Inning Stats	R: 0 E: 0 K: 0 S: 3 H: 0 LOB: 0 BB: 0 P: 3	R: 0 E: 0 K: 1 S: 5 H: 0 LOB: 0 BB: 0 P: 5	R: 1 E: 0 K: 1 S: 7 H: 3 LOB: 1 BB: 0 P: 7	R: 0 E: 0 K: 1 S: 5 H: 0 LOB: 0 BB: 0 P: 5	R: 0 E: 0 K: 0 S: 3 H: 0 LOB: 0 BB: 0 P: 3	R: 0 E: 0 K: 0 S: 3 H: 0 LOB: 0 BB: 0 P: 3	R: 0 E: 0 K: 1 S: 6 H: 2 LOB: 1 BB: 0 P: 6	R: 0 E: 0 K: 3 S: 9 H: 0 LOB: 1 BB: 0 P: 10	R: 0 E: 0 K: 1 S: 6 H: 1 LOB: 2 BB: 1 P: 10	1B: 6 2B: 0 3B: 0 HR: 0 SF: 0 SAC: 0 DP: 2 HBP: 1						

	AB	31
	R	1
	H	6
	RBI	1
	BB	1
	SO	8
	LOB	12

WP: 0 PB: 0 SB: 1 CS: 0 PA: 33

PITCHER		IP	WLS	BF	H	R	ER	SO	BB	IBB	HBP	BLK	WP	HR	S	P	ERA	WHIP
Lee Tunnell, R ERA: 4.53	(1, 1)	6.0	W	22	5	1	1	3	0	0	0	0	0	0	28	28	1.50	0.833
Rod Scurry, L ERA: 4.88	(7, 1)	1.0		2	0	0	0	1	0	0	0	0	0	0	4	4	0.00	0.000
Cecilio Guante, R ERA: 2.83	(8, 1)	2.0	S	9	1	0	0	4	1	0	1	0	0	0	15	20	0.00	1.000

PITCHER	IP	WLS	BF	H	R	ER	SO	BB	IBB	HBP	BLK	WP	HR	S	P	ERA	WHIP

Batter	1	2	3	4	5	6	7	8	9	AB	R	H	RBI	BB	SO	LOB
Marvell Wynne, L (1, 8) OBP: 0.350, SLG: 0.410	F6		BB, 3B		G3			CS, 1B		3	1	1	0	1	0	0
Johnny Ray, S (1, 4) OBP: 0.327, SLG: 0.411	BB, 1B		SF9, 3B		L3			F4		3	1	1	1	1	0	1
Bill Madlock, R (1, 5) OBP: 0.387, SLG: 0.462	1B		SF9		6-3			6-3		3	0	1	1	0	0	0
Jason Thompson, L (1, 3) OBP: 0.386, SLG: 0.429	F6		F7			G4-6-3, 1B				3	0	1	0	0	0	2
Dave Parker, L (1, 9) OBP: 0.294, SLG: 0.389	4-3			G3		G4-6-3				3	0	0	0	0	0	3
Doug Frobel, L (1, 7) OBP: 0.313, SLG: 0.714		F3		HR		4-3				3	1	1	1	0	0	0
Tony Peña, R (1, 2) OBP: 0.320, SLG: 0.401		5-3		4-3			4-3			3	0	0	0	0	0	0
Dale Berra, R (1, 6) OBP: 0.316, SLG: 0.355		F7		1B			6-3			3	0	1	0	0	0	0
Lee Tunnell, R (1, 1) OBP: 0.135, SLG: 0.111			6-3	F8			K			2	0	0	0	0	0	1
Rod Scurry, L (7, 1)										0	0	0	0	0	0	0
Lee Mazzilli, S (7, PH) OBP: 0.380, SLG: 0.355										1	0	0	0	0	1	0
Cecilio Guante, R (8, 1) OBP: 0.188, SLG: 0.133										0	0	0	0	0	0	0
Inning Stats	R: 0 E: 0 K: 0 S: 4 H: 1 LOB: 2 BB: 1 P: 8	R: 0 E: 0 K: 0 S: 3 H: 0 LOB: 0 BB: 0 P: 3	R: 2 E: 0 K: 0 S: 4 H: 1 LOB: 0 BB: 1 P: 8	R: 1 E: 0 K: 0 S: 5 H: 2 LOB: 1 BB: 0 P: 5	R: 0 E: 0 K: 0 S: 3 H: 0 LOB: 0 BB: 0 P: 3	R: 0 E: 0 K: 0 S: 3 H: 1 LOB: 0 BB: 0 P: 3	R: 0 E: 0 K: 1 S: 5 H: 0 LOB: 0 BB: 0 P: 5	R: 0 E: 0 K: 0 S: 3 H: 1 LOB: 0 BB: 0 P: 3		1B: 4 2B: 0 3B: 1 HR: 1 SF: 1 SAC: 0 DP: 1 HBP: 0				WP: 0 PB: 0 SB: 0 CS: 1	PA: 30	

PITCHER		IP	WLS	BF	H	R	ER	SO	BB	IBB	HBP	BLK	WP	HR	S	P	ERA	WHIP
Craig Swan, R ERA: 5.3	(1, 1)	6.0	L	24	5	3	3	0	2	0	0	0	0	1	22	30	4.50	1.167
Doug Sisk, R ERA: 2.59	(7, 1)	1.0		3	0	0	0	1	0	0	0	0	0	0	5	5	0.00	0.000
Tom Gorman, L ERA: 4.91	(8, 1)	1.0		3	1	0	0	0	0	0	0	0	0	0	3	3	0.00	1.000

PITCHER	IP	WLS	BF	H	R	ER	SO	BB	IBB	HBP	BLK	WP	HR	S	P	ERA	WHIP

New York Mets @ Pittsburgh Pirates

Three Rivers Stadium, Pittsburgh, PA

Tue Aug 16 1983, 3:33 AM EDT

Att. 12,061 - Unknown

BOTTOM

livebaseballscorecards.com

AB	27
R	3
H	6
RBI	3
BB	2
SO	1
LOB	7

New York Mets @ Los Angeles Dodgers

Dodger Stadium, Los Angeles, CA

Wed Aug 17 1983, 7:05 PM PDT

Att. 33,250 - Unknown

TOP

livebaseballscorecards.com

Batter	1	2	3	4	5	6	7	8	9	AB	R	H	RBI	BB	SO	LOB
Danny Heep, L (1, 8) OBP: 0.338, SLG: 0.426	F7		6-3			P6		L3		4	0	0	0	0	0	0
Hubie Brooks, R (1, 5) OBP: 0.307, SLG: 0.350	K			4-3		K			4-3	4	0	0	0	0	2	0
Keith Hernandez, L (1, 3) OBP: 0.371, SLG: 0.417	BB			BB			4-3		FC4 HBP	1	0	0	0	2	0	0
George Foster, R (1, 7) OBP: 0.297, SLG: 0.416	K 1-2			P2			4-3 1B		K	4	1	1	0	0	2	3
Darryl Strawberry, L (1, 9) OBP: 0.308, SLG: 0.456		K		K			4-3 1-2		FC4 1-2f	4	0	0	0	0	2	3
Bob Bailor, R (1, 6) OBP: 0.301, SLG: 0.307		CS 1B			L3		FC5-4 2-H 1B			3	0	2	1	0	0	0
Ron Hodges, L (1, 2) OBP: 0.363, SLG: 0.260		K 1-2			K		FC5-4 1-2f			2	0	0	0	0	2	1
Dave Kingman, R (7, PH) OBP: 0.265, SLG: 0.395										1	0	0	0	0	0	1
Junior Ortiz, R (7, 2) OBP: 0.243, SLG: 0.229										0	0	0	0	0	0	0
Brian Giles, R (1, 4) OBP: 0.306, SLG: 0.287			F7		F8			K		3	0	0	0	0	1	0
Walt Terrell, L (1, 1) OBP: 0.136, SLG: 0.381			K			4-3		K		2	0	0	0	0	1	0
Mark Bradley, R (8, PH) OBP: 0.289, SLG: 0.333										1	0	0	0	0	1	0
Doug Sisk, R (8, 1) OBP: 0.500, SLG: 0.500										0	0	0	0	0	0	0

	AB	29
	R	1
	H	3
	RBI	1
	BB	2
	SO	11
	LOB	8

Inning Stats	1	2	3	4	5	6	7	8	9
	R: 0 E: 0 K: 2 S: 7	H: 0 LOB: 1 BB: 1 P: 11	R: 0 E: 0 K: 2 S: 7	H: 1 LOB: 0 BB: 0 P: 7	R: 0 E: 0 K: 1 S: 5	H: 0 LOB: 0 BB: 0 P: 5	R: 0 E: 0 K: 1 S: 5	H: 0 LOB: 1 BB: 1 P: 9	R: 0 E: 0 K: 1 S: 5	H: 0 LOB: 0 BB: 0 P: 5	R: 0 E: 0 K: 1 S: 5	H: 0 LOB: 1 BB: 0 P: 5	R: 1 E: 0 K: 0 S: 5	H: 2 LOB: 1 BB: 0 P: 5	R: 0 E: 0 K: 2 S: 7	H: 0 LOB: 0 BB: 0 P: 7	R: 0 E: 0 K: 1 S: 5	H: 0 LOB: 1 BB: 0 P: 6

	1B: 3	SF: 0
	2B: 0	SAC: 0
	3B: 0	DP: 0
	HR: 0	HBP: 1

	WP: 0	PA: 32
	PB: 0	
	SB: 1	
	CS: 1	

PITCHER		IP	WLS	BF	H	R	ER	SO	BB	IBB	HBP	BLK	WP	HR	S	P	ERA	WHIP
Bob Welch, R ERA: 2.8	(1, 1)	6.0	W	20	1	0	0	8	2	0	0	0	0	0	34	42	0.00	0.500
Steve Howe, L ERA: 1.71	(7, 1)	3.0	S	12	2	1	1	3	0	0	1	0	0	0	17	18	3.00	0.667

PITCHER		IP	WLS	BF	H	R	ER	SO	BB	IBB	HBP	BLK	WP	HR	S	P	ERA	WHIP

Batter	1	2	3	4	5	6	7	8	9	AB	R	H	RBI	BB	SO	LOB
Steve Sax, R (1, 4) OBP: 0.342, SLG: 0.358	5-3	FC4-6 1-2 2-H 3-H 1B		4-3		FC6-4 FC6-4 1-2f 2-3		FC6-4 E` S SF7 1-2f		5	1	1	2	0	0	3
Bill Russell, R (1, 6) OBP: 0.326, SLG: 0.324	L5	FC4-6 1B 1-2f 2-3		E6		FC6-4 1-2f		SF7 1-H		4	0	0	1	0	0	4
Dusty Baker Jr., R (1, 7) OBP: 0.347, SLG: 0.415	1B BB	1-2 3-H 1B		F7			F3	5-3		4	0	1	1	1	0	1
Ken Landreaux, L (1, 8) OBP: 0.343, SLG: 0.485 Rafael Landestoy, S (7, PH) OBP: 0.218, SLG: 0.192 (8, 5)	1-2 1B	4-3			F9		6-3			3 1	0 0	1 0	0 0	0 0	0 0	2 0
Mike Marshall, R (1, 9) OBP: 0.343, SLG: 0.417	K		G6-3 BB 1B		K		BB WP 1B			4	0	2	0	0	2	2
Greg Brock, L (1, 3) OBP: 0.326, SLG: 0.409		SH2-4 1B 1B BB	G6-3 1-2 BB		G3		BB 1-2 BB			1	1	0	0	3	0	0
Derrel Thomas, S (1, 5) OBP: 0.348, SLG: 0.346 (8, 8)		SH2-4 1-2 1B 1B	G6-3 1-2f 2-3			K 1-2 2-3 BB				3	1	1	0	1	1	2
Jack Fimple, R (1, 2) OBP: 0.283, SLG: 0.386		SH2-4 1-2 2-3	6-3			FC6-4 HBP 1B	F7			3	0	1	0	0	0	4
Bob Welch, R (1, 1) OBP: 0.140, SLG: 0.196 Steve Howe, L (7, 1) OBP: 0.250, SLG: 0.143		FC2 FC4-6 1B 1B		5-3		FC6-4 1-2 HBP		FC6-4 1B		2 1	1 0	0 1	0 0	0 0	0 0	2 0
Inning Stats	R: 0 E: 0 K: 1 S: 6 H: 1 LOB: 2 BB: 1 P: 10	R: 3 E: 0 K: 0 S: 7 H: 3 LOB: 2 BB: 1 P: 11	R: 0 E: 0 K: 0 S: 3 H: 1 LOB: 1 BB: 1 P: 7	R: 0 E: 1 K: 0 S: 4 H: 0 LOB: 1 BB: 0 P: 4	R: 0 E: 0 K: 1 S: 5 H: 0 LOB: 0 BB: 0 P: 5	R: 0 E: 0 K: 1 S: 6 H: 1 LOB: 2 BB: 0 P: 7	R: 0 E: 0 K: 0 S: 4 H: 1 LOB: 3 BB: 2 P: 12	R: 1 E: 0 K: 0 S: 4 H: 1 LOB: 0 BB: 0 P: 4		1B: 8 2B: 0 3B: 0 HR: 0 SF: 1 SAC: 1 DP: 1 HBP: 1				WP: 1 PB: 0 SB: 1 CS: 0 PA: 39	

PITCHER		IP	WLS	BF	H	R	ER	SO	BB	IBB	HBP	BLK	WP	HR	S	P	ERA	WHIP
Walt Terrell, R ERA: 3.65	(1, 1)	7.0	L	35	7	3	3	3	5	0	1	0	1	0	35	56	3.86	1.714
Doug Sisk, R ERA: 2.56	(8, 1)	1.0		4	1	1	0	0	0	0	0	0	0	0	4	4	0.00	1.000

PITCHER	IP	WLS	BF	H	R	ER	SO	BB	IBB	HBP	BLK	WP	HR	S	P	ERA	WHIP

BOTTOM

New York Mets @ Los Angeles Dodgers

Dodger Stadium, Los Angeles, CA

Wed Aug 17 1983, 7:05 PM PDT

Att. 33,250 - Unknown

livebaseballscorecards.com

AB	31
R	4
H	8
RBI	4
BB	5
SO	3
LOB	20

New York Mets @ San Francisco Giants

Candlestick Park, San Francisco, CA

Fri Aug 19 1983, 10:05 PM EDT

Att. 5,829 - Unknown

TOP

livebaseballscorecards.com

Batter	1	2	3	4	5	6	7	8	9	10	AB	R	H	RBI	BB	SO	LOB
Bob Bailor, R (1, 4) OBP: 0.301, SLG: 0.307	1-3		F6		FC1-2	FC6-4		2B		E5	3	1	1	0	0	0	0
Rusty Staub, L (6, PH) OBP: 0.383, SLG: 0.402											1	0	0	0	0	0	3
Brian Giles, R (6, 4) OBP: 0.307, SLG: 0.291											2	1	1	1	0	0	0
Hubie Brooks, R (1, 5) OBP: 0.303, SLG: 0.346	F8		4-3		FC1-2		6-3	K		2B	5	0	0	0	0	1	4
Doug Sisk, R (8, 1) OBP: 0.500, SLG: 0.500											0	0	0	0	0	0	0
Ron Hodges, L (9, 2) OBP: 0.365, SLG: 0.268											1	0	1	1	0	0	0
Jesse Orosco, R (9, 1) OBP: 0.250, SLG: 0.273											0	0	0	0	0	0	0
Keith Hernandez, L (1, 3) OBP: 0.375, SLG: 0.417	BB		F8		FC6-4		1-3		HR	IBB	4	1	2	2	2	0	0
George Foster, R (1, 7) OBP: 0.300, SLG: 0.424	1B			5-3	FC6-4		1B		HR	F3	6	1	3	2	0	0	4
Mark Bradley, R (1, 8) OBP: 0.284, SLG: 0.326	F3			F4		F4	1B		1-4-3		5	0	1	0	0	0	2
Darryl Strawberry, L (1, 9) OBP: 0.309, SLG: 0.463		HR		4-3		BB	K		1-3		4	1	1	1	1	1	2
Junior Ortiz, R (1, 2) OBP: 0.241, SLG: 0.228		5-3			K	BB		6-3	L3		5	0	1	0	0	1	0
José Oquendo, S (1, 6) OBP: 0.265, SLG: 0.246		6-3			FC1-2	K		2B		F8	5	1	2	0	0	1	2
Tom Seaver, R (1, 1) OBP: 0.231, SLG: 0.271		K			FC1-2	FC6-4		F2		6-3	2	1	1	0	0	1	0
Dave Kingman, R (6, PH) OBP: 0.268, SLG: 0.395											0	0	0	0	1	0	0
Carlos Diaz, R (6, 1)											0	0	0	0	0	0	0
Tucker Ashford, R (8, PH) OBP: 0.267, SLG: 0.222											2	0	0	0	0	0	1
(8, 5)																	

Inning Stats	1	2	3	4	5	6	7	8	9	10
	R: 0 E: 0 K: 0 S: 4	H: 1 LOB: 2 BB: 1 P: 8	R: 1 E: 0 K: 1 S: 6	H: 1 LOB: 0 BB: 0 P: 6	R: 0 E: 0 K: 0 S: 3	H: 0 LOB: 0 BB: 0 P: 3	R: 0 E: 0 K: 0 S: 3	H: 0 LOB: 0 BB: 0 P: 3	R: 2 E: 0 K: 1 S: 9	H: 4 LOB: 2 BB: 0 P: 9
	R: 0 E: 0 K: 1 S: 6	H: 1 LOB: 3 BB: 2 P: 14	R: 0 E: 0 K: 1 S: 7	H: 2 LOB: 2 BB: 0 P: 7	R: 1 E: 0 K: 1 S: 7	H: 2 LOB: 1 BB: 0 P: 7	R: 2 E: 0 K: 0 S: 5	H: 2 LOB: 0 BB: 0 P: 5	R: 1 E: 1 K: 0 S: 5	H: 1 LOB: 2 BB: 1 P: 9

	AB	45
	R	7
	H	14
	RBI	7
	BB	4
	SO	5
	LOB	18

1B: 10 SF: 0 WP: 0 PA: 49
2B: 2 SAC: 0 PB: 0
3B: 0 DP: 0 SB: 0
HR: 2 HBP: 0 CS: 0

PITCHER	IP	WLS	BF	H	R	ER	SO	BB	IBB	HBP	BLK	WP	HR	S	P	ERA	WHIP
Mark Davis, L (1, 1) ERA: 4.7	5.2		27	7	3	3	3	3	0	0	0	0	1	30	42	4.76	1.765
Jim Barr, R (6, 1) ERA: 4.95	0.1		1	0	0	0	0	0	0	0	0	0	0	1	1	0.00	0.000
Gary Lavelle, L (7, 1) ERA: 2.54	3.0		15	6	3	3	2	0	0	0	0	0	1	19	19	9.00	2.000
Greg Minton, R (10, 1) ERA: 3.66	1.0	L	6	1	1	0	0	0	1	0	0	0	0	5	9	0.00	1.000

PITCHER	IP	WLS	BF	H	R	ER	SO	BB	IBB	HBP	BLK	WP	HR	S	P	ERA	WHIP

Batter	1	2	3	4	5	6	7	8	9	10	AB	R	H	RBI	BB	SO	LOB
Johnnie LeMaster, R (1, 6) OBP: 0.327, SLG: 0.326	F4		BBBB 4-0 S 1B BB		x 0-0 4-3 1B 2-H 1B		x 0-0 ② 1-3		IIII 4-0 BB IBB		3	2	1	1	2	0	0
Darrell Evans, L (1, 3) OBP: 0.375, SLG: 0.524	0-0 WP BB 1B 1B		x 0-0 ② F7 1-2		x 0-0 ② 4-3 2-3		x 0-0 ③ 3-1		SSS 0-3 ② K		5	1	1	0	0	1	4
Jack Clark, R (1, 9) OBP: 0.351, SLG: 0.426	BBBB 4-0 WP 1B 1-2 BB		x 0-0 2-H 1B		x 0-0 3-H 1B			x 0-0 ① G3	BBBB 4-0 1-2 2-3 BB		3	1	2	2	2	0	0
Jeffrey Leonard, R (1, 7) OBP: 0.315, SLG: 0.459	0-0 8-3 1-H 2-H 1B		x 0-0 ③ 5-3		SSS 0-3 ③ K			x 0-0 ② 5-3	SSS 0-3 ③ K		5	0	1	2	0	2	5
Chili Davis, S (1, 8) OBP: 0.323, SLG: 0.378	0-0 ② 8-3 ③ 1-2f			x 0-0 ① F5		x 0-0 1B 1B 1B		x 0-0 BB 1B		SSS 0-3 ① K	5	1	2	0	0	1	1
Tom O'Malley, L (1, 5) OBP: 0.335, SLG: 0.343		x 0-0 ① G3		x 0-0 ② 4-3		x 0-0 G6-4-3 1-H 1B		BBBB 4-0 1-2 BB	SSS 0-3 ② K		4	0	1	1	1	0	
John Rabb, R (1, 2) OBP: 0.307, SLG: 0.370		x 0-0 ② F8		x 0-0 ③ F8		x 0-0 ① ② G6-4-3 1-2f		x 0-0 ③ F2		x 0-0 ③ 1-3	5	0	0	0	0	0	3
Duane Kuiper, L (1, 4) OBP: 0.368, SLG: 0.294 Joel Youngblood, R (6, PH) OBP: 0.342, SLG: 0.475 Gary Lavelle, S (7, 1) Max Venable, L (9, PH) OBP: 0.292, SLG: 0.411 Joe Pettini, R (10, 4) OBP: 0.238, SLG: 0.211		x 0-0 ③ 4-3			BBBB 4-0 SH1 1B BB	x 0-0 ③ F7			x 0-0 BB 2B		1 1 0 1 0	1 0 0 0 0	0 0 0 1 0	0 0 0 0 0	1 0 0 0 0	0 0 0 0 0	0 0 0 0 0
Mark Davis, L (1, 1) OBP: 0.222, SLG: 0.125 Jim Barr, R (6, 1) OBP: 0.083, SLG: 0.167 Brad Wellman, R (7, 4) OBP: 0.305, SLG: 0.252 Dave Bergman, L (9, PH) OBP: 0.347, SLG: 0.286 Bob Brenly, R (9, PH) OBP: 0.256, SLG: 0.362 Greg Minton, S (10, 1) OBP: 0.500, SLG: 0.429		x 0-0 ① 4-3			x 0-0 ① SH1 1-2		SSS 0-3 ① K		SSS 0-3 ① K		1 0 1 0 1 0	0 0 0 0 0 0	0 0 0 0 1 0	0 0 0 0 0 0	0 0 0 0 1 0	0 0 0 0 1 0	0 0 0 0 1 0
Inning Stats	R: 2 H: 2 E: 0 LOB: 0 K: 0 BB: 1 S: 4 P: 8	R: 0 H: 0 E: 0 LOB: 0 K: 0 BB: 0 S: 3 P: 3	R: 1 H: 1 E: 0 LOB: 1 K: 0 BB: 1 S: 4 P: 8	R: 0 H: 0 E: 0 LOB: 0 K: 0 BB: 0 S: 3 P: 3	R: 2 H: 2 E: 0 LOB: 1 K: 1 BB: 1 S: 7 P: 11	R: 1 H: 2 E: 0 LOB: 0 K: 0 BB: 0 S: 4 P: 4	R: 0 H: 0 E: 0 LOB: 0 K: 1 BB: 0 S: 5 P: 5	R: 0 H: 1 E: 0 LOB: 2 K: 0 BB: 1 S: 4 P: 8	R: 0 H: 1 E: 0 LOB: 3 K: 3 BB: 2 S: 10 P: 18	R: 0 H: 0 E: 0 LOB: 0 K: 2 BB: 0 S: 7 P: 7	1B: 8 2B: 2 3B: 0 HR: 0	SF: 0 SAC: 1 DP: 2 HBP: 0					

PITCHER		IP	WLS	BF	H	R	ER	SO	BB	IBB	HBP	BLK	WP	HR	S	P	ERA	WHIP
Tom Seaver, R ERA: 3.7	(1, 1)	5.0		22	5	5	5	1	3	0	0	0	1	0	21	33	9.00	1.600
Carlos Diaz, L ERA: 2.2	(6, 1)	2.0		7	2	1	1	1	0	0	0	0	0	0	9	9	4.50	1.000
Doug Sisk, R ERA: 2.52	(8, 1)	1.0		6	2	0	0	0	1	0	0	0	0	0	5	9	0.00	3.000
Jesse Orosco, L ERA: 1.18	(9, 1)	2.0	W	8	0	0	0	5	1	1	0	0	0	0	16	24	0.00	0.500

PITCHER	IP	WLS	BF	H	R	ER	SO	BB	IBB	HBP	BLK	WP	HR	S	P	ERA	WHIP

BOTTOM

New York Mets @ San Francisco Giants

Candlestick Park, San Francisco, CA

Fri Aug 19 1983, 10:05 PM EDT

Att. 5,829 - Unknown

livebaseballscorecards.com

AB	36
R	6
H	9
RBI	6
BB	6
SO	7
LOB	14

WP: 1 PA: 43
PB: 0
SB: 1
CS: 0

Batter	1	2	3	4	5	6	7	8	9	AB	R	H	RBI	BB	SO	LOB
Danny Heep, L (1, 8) OBP: 0.330, SLG: 0.415	K2-3		F7		K	G3 1-2			4-3	5	0	0	0	0	2	2
Hubie Brooks, R (1, 5) OBP: 0.302, SLG: 0.344	K		5-3		1B HR 1B 1-2	5-3			L6	5	1	1	0	0	1	1
Keith Hernandez, L (1, 3) OBP: 0.379, SLG: 0.421	BB			4-3	HR 1B 1-2 2-3		9-6-5 2B		BB	3	1	2	0	2	0	0
George Foster, R (1, 7) OBP: 0.301, SLG: 0.429	K			K	HR 1-H 2-H 3-H		BB		L3	4	1	1	4	1	2	2
Darryl Strawberry, L (1, 9) OBP: 0.309, SLG: 0.458		K		F8	BB E		9-6-5 2-3f			3	1	0	0	1	1	2
Ron Hodges, L (1, 2) OBP: 0.372, SLG: 0.287		1B			2B 1B SH3 E9 1-H		6-3			4	1	3	1	0	0	1
Brian Giles, R (1, 4) OBP: 0.306, SLG: 0.291		F6			1B SH3 2-3 F4			K		4	1	1	0	0	1	2
José Oquendo, S (1, 6) OBP: 0.262, SLG: 0.243		6-3			SH3 1-2 3-H	F4		F9		3	0	0	1	0	0	1
Ed Lynch, R (1, 1) OBP: 0.200, SLG: 0.182			6-3		1B HR 1B 2-H	G3 1B		K		4	1	2	1	0	1	0
Inning Stats	R: 0 E: 0 K: 3 S: 9 H: 0 LOB: 1 BB: 1 P: 13	R: 0 E: 0 K: 1 S: 6 H: 1 LOB: 1 BB: 0 P: 6	R: 0 E: 0 K: 0 S: 3 H: 0 LOB: 0 BB: 0 P: 3	R: 0 E: 0 K: 1 S: 5 H: 0 LOB: 0 BB: 0 P: 5	R: 7 E: 1 K: 1 S: 12 H: 7 LOB: 1 BB: 1 P: 16	R: 0 E: 0 K: 0 S: 4 H: 1 LOB: 1 BB: 0 P: 4	R: 0 E: 0 K: 0 S: 3 H: 1 LOB: 1 BB: 1 P: 7	R: 0 E: 0 K: 2 S: 7 H: 0 LOB: 0 BB: 0 P: 7	R: 0 E: 0 K: 0 S: 3 H: 0 LOB: 1 BB: 1 P: 7	1B: 6 2B: 4 3B: 0 HR: 1 SF: 0 SAC: 1 DP: 1 HBP: 0						

PITCHER		IP	WLS	BF	H	R	ER	SO	BB	IBB	HBP	BLK	WP	HR	S	P	ERA	WHIP
Fred Breining, R ERA: 4.21	(1, 1)	4.2	L	21	6	5	5	6	1	0	0	0	0	0	32	36	9.64	1.500
Mark Calvert, R ERA: 4.98	(5, 1)	1.1		8	3	2	2	0	1	0	0	0	0	1	7	11	13.50	3.000
Renie Martin, R ERA: 4.75	(7, 1)	2.0		7	1	0	0	2	1	0	0	0	0	0	10	14	0.00	1.000
Andy McGaffigan, R ERA: 4.71	(9, 1)	1.0		4	0	0	0	0	1	0	0	0	0	0	3	7	0.00	1.000

PITCHER	IP	WLS	BF	H	R	ER	SO	BB	IBB	HBP	BLK	WP	HR	S	P	ERA	WHIP

TOP

New York Mets @ San Francisco Giants

Candlestick Park, San Francisco, CA

Sat Aug 20 1983, 6:33 AM EDT

Att. 23,319 - Unknown

livebaseballscorecards.com

AB	35
R	7
H	10
RBI	7
BB	4
SO	8
LOB	11

WP: 0 PB: 0 SB: 0 CS: 0 PA: 40

New York Mets @ San Francisco Giants

Candlestick Park, San Francisco, CA

Sat Aug 20 1983, 6:33 AM EDT

Att. 23,319 - Unknown

livebaseballscorecards.com

BOTTOM

Batter	1	2	3	4	5	6	7	8	9	AB	R	H	RBI	BB	SO	LOB
Johnnie LeMaster, R (1, 6) OBP: 0.329, SLG: 0.327	S S S 0-3 K ①			x 0-0 F3 ①		x 0-0 G3-6-3 1B 2-3		x 0-0 G3-6-3 1B		4	0	2	0	0	1	0
Darrell Evans, L (1, 3) OBP: 0.372, SLG: 0.519	x 0-0 F5 ②			x 0-0 F5 ②		x 0-0 G3-6-3 ②③ 1-2f		x 0-0 G3-6-3 ②③ 1-2f		4	0	0	0	0	0	3
Jack Clark, R (1, 9) OBP: 0.353, SLG: 0.427	x 0-0 5-3 ③			x 0-0 1B			x 0-0 1B 2B		x 0-0 F3 ①	4	1	2	0	0	0	0
Jeffrey Leonard, R (1, 7) OBP: 0.315, SLG: 0.457		x 0-0 5-3 ①		x 0-0 F9 ③			x 0-0 1-2 2B 1B		x 0-0 5-3 ②	4	0	1	0	0	0	1
Chili Davis, S (1, 8) OBP: 0.320, SLG: 0.374		x 0-0 L4 ②			x 0-0 G3 ①		x 0-0 F3 ①		x 0-0 L4 ③	4	0	0	0	0	0	2
Joel Youngblood, R (1, 4) OBP: 0.342, SLG: 0.478		x 0-0 5-3 ③			x 0-0 F9 ②		x 0-0 1-H 2-H 2B ②			3	0	1	1	0	0	0
Tom O'Malley, L (1, 5) OBP: 0.332, SLG: 0.339			x 0-0 F5 ①		x 0-0 3-1 ③		x 0-0 F7 ③			3	0	0	0	0	0	1
John Rabb, R (1, 2) OBP: 0.297, SLG: 0.357			x 0-0 F8 ②			x 0-0 G3 ①		x 0-0 5-3 ①		3	0	0	0	0	0	0
Fred Breining, R (1, 1) OBP: 0.182, SLG: 0.154 Mark Calvert, R (5, 1) Duane Kuiper, L (6, PH) OBP: 0.371, SLG: 0.305 Renie Martin, R (7, 1) OBP: 0.381, SLG: 0.667 Dave Bergman, L (8, PH) OBP: 0.353, SLG: 0.329 Andy McGaffigan, R (9, 1) OBP: 0.071, SLG: 0.074			S S S 0-3 K ③			x 0-0 1B 2B		x 0-0 HR		1 0 0 0 0 1 0 0 0 0 0 0 0 0 1 0 1 0 0 0 0 0 0 0 0 0 0 0 1 1 1 1 0 0 0 0 0 0 0 0 0 0						

Inning Stats										
	R: 0 E: 0 K: 1 S: 5	H: 0 LOB: 0 BB: 0 P: 5	R: 0 E: 0 K: 0 S: 3	H: 0 LOB: 0 BB: 0 P: 3	R: 0 E: 0 K: 1 S: 5	H: 0 LOB: 0 BB: 0 P: 5	R: 0 E: 0 K: 0 S: 4	H: 1 LOB: 1 BB: 0 P: 4	R: 0 E: 0 K: 0 S: 3	H: 0 LOB: 0 BB: 0 P: 3
	R: 0 E: 0 K: 0 S: 4	H: 2 LOB: 1 BB: 0 P: 4	R: 1 E: 0 K: 0 S: 5	H: 3 LOB: 1 BB: 0 P: 5	R: 1 E: 0 K: 0 S: 4	H: 2 LOB: 0 BB: 0 P: 4	R: 0 E: 0 K: 0 S: 3	H: 0 LOB: 0 BB: 0 P: 3	1B: 5 2B: 2 3B: 0 HR: 1	SF: 0 SAC: 0 DP: 2 HBP: 0
									WP: 0 PB: 0 SB: 0 CS: 0	PA: 32

PITCHER	IP	WLS	BF	H	R	ER	SO	BB	IBB	HBP	BLK	WP	HR	S	P	ERA	WHIP
Ed Lynch, R (1, 1) ERA: 3.53	9.0	W	32	8	2	2	2	0	0	0	0	0	1	36	36	2.00	0.889

PITCHER	IP	WLS	BF	H	R	ER	SO	BB	IBB	HBP	BLK	WP	HR	S	P	ERA	WHIP

AB	32
R	2
H	8
RBI	2
BB	0
SO	2
LOB	7

Batter	1	2	3	4	5	6	7	8	9	AB	R	H	RBI	BB	SO	LOB
Mark Bradley, R (1, 8) OBP: 0.300, SLG: 0.333	5-3		G6-4-3 1B		BB		K		1B S 1B	4	0	2	0	1	1	0
Hubie Brooks, R (1, 5) OBP: 0.303, SLG: 0.342	WP BB		G6-4-3 1-2f		F9			F9	1B 1-2 BB	3	0	0	0	2	0	3
Keith Hernandez, L (1, 3) OBP: 0.377, SLG: 0.419	K 1-2		F2			F8		5-3	1-2 2-3 1B	5	0	1	0	0	1	1
George Foster, R (1, 7) OBP: 0.300, SLG: 0.433	F7			F7		HR		E5 1B 2B	F7	5	2	1	1	0	0	4
Jesse Orosco, R (9, 1) OBP: 0.250, SLG: 0.273										0	0	0	0	0	0	0
Darryl Strawberry, L (1, 9) OBP: 0.311, SLG: 0.457		1-3 BB		K		4-3		1-3 2B 1B		3	1	1	0	1	1	0
Brian Giles, R (1, 4) OBP: 0.304, SLG: 0.288		F7		F8		6-3		1-H 3-H 2B		3	0	0	0	0	0	1
Rusty Staub, L (8, PH) OBP: 0.389, SLG: 0.419										1	0	1	2	0	0	0
Bob Bailor, R (8, PR) OBP: 0.301, SLG: 0.307										0	0	0	0	0	0	0
(8, 4)																
(9, 6)																
Junior Ortiz, R (1, 2) OBP: 0.242, SLG: 0.237		1-3 1-2			4-3 2B		K	4-3		4	0	1	0	0	1	2
José Oquendo, S (1, 6) OBP: 0.270, SLG: 0.260		IBB			K		HR		CS 1B	3	1	2	1	1	1	1
Tucker Ashford, R (9, 4) OBP: 0.267, SLG: 0.222										0	0	0	0	0	0	0
Mike Torrez, R (1, 1) OBP: 0.058, SLG: 0.039		K			4-3 2-3		3-1		K 1-2	4	0	0	0	0	2	4
Danny Heep, L (9, 7) OBP: 0.330, SLG: 0.415										0	0	0	0	0	0	0
Inning Stats	R: 0 E: 0 K: 1 S: 5 H: 0 LOB: 1 BB: 1 P: 9	R: 0 E: 0 K: 1 S: 5 H: 0 LOB: 2 BB: 2 P: 13	R: 0 E: 0 K: 0 S: 3 H: 1 LOB: 0 BB: 0 P: 3	R: 0 E: 0 K: 1 S: 5 H: 0 LOB: 0 BB: 0 P: 5	R: 0 E: 0 K: 1 S: 6 H: 1 LOB: 2 BB: 1 P: 10	R: 1 E: 0 K: 0 S: 4 H: 1 LOB: 0 BB: 0 P: 4	R: 1 E: 0 K: 2 S: 8 H: 1 LOB: 0 BB: 0 P: 8	R: 2 E: 1 K: 0 S: 6 H: 2 LOB: 1 BB: 0 P: 6	R: 0 E: 0 K: 1 S: 7 H: 3 LOB: 3 BB: 1 P: 11	1B: 5 2B: 2 3B: 0 HR: 2	SF: 0 SAC: 0 DP: 1 HBP: 0	WP: 1 PB: 0 SB: 1 CS: 1	PA: 40				

PITCHER		IP	WLS	BF	H	R	ER	SO	BB	IBB	HBP	BLK	WP	HR	S	P	ERA	WHIP
Atlee Hammaker, L ERA: 1.96	(1, 1)	6.0	L	24	3	1	1	4	3	1	0	0	1	1	28	44	1.50	1.000
Gary Lavelle, L ERA: 2.63	(7, 1)	1.0		4	1	1	1	2	0	0	0	0	0	1	8	8	9.00	1.000
Jim Barr, R ERA: 4.82	(8, 1)	2.0		12	5	2	0	1	1	0	0	0	0	0	13	17	0.00	3.000

PITCHER	IP	WLS	BF	H	R	ER	SO	BB	IBB	HBP	BLK	WP	HR	S	P	ERA	WHIP

TOP

New York Mets @ San Francisco Giants

Candlestick Park, San Francisco, CA

Sun Aug 21 1983, 6:33 AM EDT
Att. 12,020 - Unknown

livebaseballscorecards.com

AB	35
R	4
H	9
RBI	4
BB	5
SO	7
LOB	16

New York Mets @ San Francisco Giants

Candlestick Park, San Francisco, CA

Sun Aug 21 1983, 6:33 AM EDT

Att. 12,020 - Unknown

BOTTOM

livebaseballscorecards.com

Batter	1	2	3	4	5	6	7	8	9	AB	R	H	RBI	BB	SO	LOB
Johnnie LeMaster, R (1, 6) OBP: 0.325, SLG: 0.324	6-3		F9		F4		K		FC4-6 1-2f 3-H	5	0	0	1	0	1	3
Dave Bergman, L (1, 3) OBP: 0.340, SLG: 0.315	K		4-3			F4		F8	K	4	0	0	0	0	1	0
John Rabb, R (9, PH) OBP: 0.293, SLG: 0.353										1	0	0	0	0	1	1
Jack Clark, R (1, 9) OBP: 0.354, SLG: 0.426	BB WP		F8			S 1B		F5		3	0	1	0	1	0	0
Darrell Evans, L (1, 5) OBP: 0.371, SLG: 0.515	BB 1-2			F8		F8 1-2		K		3	0	0	0	1	1	1
Jeffrey Leonard, R (1, 7) OBP: 0.314, SLG: 0.457	F8			K		5-3			1B 2B	4	1	1	0	0	1	3
Chili Davis, S (1, 8) OBP: 0.321, SLG: 0.374		G6-4-3 BB 1B		BB			4-3		6-3	3	0	1	0	1	0	1
Joel Youngblood, R (1, 4) OBP: 0.344, SLG: 0.474		G6-4-3 1-2 BB		F3			5-3		1B 1B BB	2	1	0	0	2	0	1
Bob Brenly, R (1, 2) OBP: 0.300, SLG: 0.362		G6-4-3 1-2f 2-3			5-3		BB		1B 1-2 2-H FC4-6 1B	3	1	1	1	1	0	2
Atlee Hammaker, S (1, 1) OBP: 0.161, SLG: 0.113 Gary Lavelle, S (7, 1) Max Venable, L (7, PH) OBP: 0.296, SLG: 0.411 Jim Barr, R (8, 1) OBP: 0.083, SLG: 0.167 Steve Nicosia, R (9, PH) OBP: 0.167, SLG: 0.255 Joe Pettini, R (9, PR) OBP: 0.238, SLG: 0.211		6-3			3-1		1-2 BB		FC4-6 1-3 2-H 1B	2 0 0 0 0 1 0	0 0 0 0 0 0 0	0 0 0 0 1 0 1	0 0 0 0 0 0 1	0 0 0 0 1 0 1	0 0 0 0 0 0 0	1 0 0 0 0 0 0
Inning Stats	R: 0 E: 0 K: 1 S: 5 H: 0 LOB: 2 BB: 2 P: 13	R: 0 E: 0 K: 0 S: 3 H: 1 LOB: 1 BB: 1 P: 7	R: 0 E: 0 K: 0 S: 3 H: 0 LOB: 0 BB: 0 P: 3	R: 0 E: 0 K: 1 S: 5 H: 0 LOB: 1 BB: 1 P: 9	R: 0 E: 0 K: 0 S: 3 H: 0 LOB: 0 BB: 0 P: 3	R: 0 E: 0 K: 0 S: 4 H: 1 LOB: 1 BB: 0 P: 4	R: 0 E: 0 K: 1 S: 5 H: 0 LOB: 2 BB: 2 P: 13	R: 0 E: 0 K: 1 S: 5 H: 0 LOB: 0 BB: 0 P: 5	R: 3 E: 0 K: 1 S: 8 H: 3 LOB: 1 BB: 1 P: 12	1B: 4 2B: 1 3B: 0 HR: 0	SF: 0 SAC: 0 DP: 1 HBP: 0		WP: 1 PB: 0 SB: 1 CS: 0	PA: 38			

PITCHER	IP	WLS	BF	H	R	ER	SO	BB	IBB	HBP	BLK	WP	HR	S	P	ERA	WHIP
Mike Torrez, R (1, 1) ERA: 4.12	8.1	W	36	5	3	3	4	7	0	0	0	1	0	37	65	3.24	1.440
Jesse Orosco, L (9, 1) ERA: 1.17	0.2	S	2	0	0	0	1	0	0	0	0	0	0	4	4	0.00	0.000

PITCHER	IP	WLS	BF	H	R	ER	SO	BB	IBB	HBP	BLK	WP	HR	S	P	ERA	WHIP

AB	31
R	3
H	5
RBI	3
BB	7
SO	5
LOB	13

Batter	1	2	3	4	5	6	7	8	9	AB	R	H	RBI	BB	SO	LOB
Danny Heep, L (1, 8) OBP: 0.324, SLG: 0.406	F7		K		6-3			F8		4	0	0	0	0	1	0
Hubie Brooks, R (1, 5) OBP: 0.301, SLG: 0.339	6-3		4-3			K		5-3		4	0	0	0	0	1	0
Keith Hernandez, L (1, 3) OBP: 0.376, SLG: 0.417	5-3		1B			K			4-3	4	0	1	0	0	1	0
George Foster, R (1, 7) OBP: 0.300, SLG: 0.432		HR 1B	K			6-3			F7	4	1	1	0	0	1	1
Darryl Strawberry, L (1, 9) OBP: 0.313, SLG: 0.477		1-H HR		G3			HR		E5	4	2	2	3	0	0	0
Ron Hodges, L (1, 2) OBP: 0.370, SLG: 0.286		G4-3 1B		5-3			F9		K	4	0	1	0	0	1	1
Bob Bailor, R (1, 6) OBP: 0.298, SLG: 0.304 (7, 4)		G4-3 1-2f		4-3			F8			3	0	0	0	0	0	1
Brian Giles, R (1, 4) OBP: 0.304, SLG: 0.288		1B			1-3		6-3			3	0	1	0	0	0	0
Carlos Diaz, R (7, 1)										0	0	0	0	0	0	0
Craig Swan, R (1, 1) OBP: 0.077, SLG: 0.077		F8			K			F6		2	0	0	0	0	1	1
José Oquendo, S (7, 6) OBP: 0.269, SLG: 0.259										1	0	0	0	0	0	0
Inning Stats	R: 0 E: 0 K: 0 S: 3 H: 0 LOB: 0 BB: 0 P: 3	R: 2 E: 0 K: 0 S: 6 H: 4 LOB: 1 BB: 0 P: 6	R: 0 E: 0 K: 2 S: 8 H: 1 LOB: 1 BB: 0 P: 8	R: 0 E: 0 K: 0 S: 3 H: 0 LOB: 0 BB: 0 P: 3	R: 0 E: 0 K: 1 S: 5 H: 0 LOB: 0 BB: 0 P: 5	R: 0 E: 0 K: 2 S: 7 H: 0 LOB: 0 BB: 0 P: 7	R: 1 E: 0 K: 0 S: 4 H: 1 LOB: 0 BB: 0 P: 4	R: 0 E: 0 K: 0 S: 3 H: 0 LOB: 0 BB: 0 P: 3	R: 0 E: 1 K: 1 S: 6 H: 0 LOB: 1 BB: 0 P: 6	1B: 4 2B: 0 3B: 0 HR: 2	SF: 0 SAC: 0 DP: 1 HBP: 0						

TOP

New York Mets @ San Diego Padres

Jack Murphy Stadium, San Diego, CA

Mon Aug 22 1983, 10:05 PM EDT

Att. 22,060 - Unknown

livebaseballscorecards.com

AB	33
R	3
H	6
RBI	3
BB	0
SO	6
LOB	4

WP: 0 PB: 0 SB: 0 CS: 0 PA: 33

PITCHER		IP	WLS	BF	H	R	ER	SO	BB	IBB	HBP	BLK	WP	HR	S	P	ERA	WHIP
Eric Show, R ERA: 3.67	(1, 1)	7.0	W	26	6	3	3	5	0	0	0	0	0	2	36	36	3.86	0.857
Luis DeLeon, R ERA: 2.57	(8, 1)	2.0	S	7	0	0	0	1	0	0	0	0	0	0	9	9	0.00	0.000

PITCHER	IP	WLS	BF	H	R	ER	SO	BB	IBB	HBP	BLK	WP	HR	S	P	ERA	WHIP

New York Mets @ San Diego Padres

Jack Murphy Stadium, San Diego, CA

Mon Aug 22 1983, 10:05 PM EDT

Att. 22,060 - Unknown

BOTTOM

livebaseballscorecards.com

Batter	1	2	3	4	5	6	7	8	9	AB	R	H	RBI	BB	SO	LOB
Bobby Brown, S (1, 7) OBP: 0.402, SLG: 0.493	1B: G4-3	G3			F9		2B			4	1	2	0	0	0	1
Alan Wiggins, S (1, 3) OBP: 0.364, SLG: 0.333	G4-3 1-3 1B		S SF8 2B		BBBB E S BB		BBBB G6-4-3 BB			2	1	2	0	2	0	0
Garry Templeton, S (1, 6) OBP: 0.287, SLG: 0.321	G4-3 1-2f 3-H		F7 2-3		BBBB 1-3 BB		G6-4-3 1-2f			3	0	0	0	1	0	4
Terry Kennedy, L (1, 2) OBP: 0.347, SLG: 0.423	1B		SF8 3-H		1-3			SSS K		3	0	1	1	0	1	2
Tony Gwynn, L (1, 9) OBP: 0.326, SLG: 0.356	1-3		4-3			2B		5-3		4	0	1	0	0	0	1
Ruppert Jones, L (1, 8) OBP: 0.302, SLG: 0.384		F7		F9		HR		1-3		4	1	1	1	0	0	0
Luis Salazar, R (1, 5) OBP: 0.283, SLG: 0.369		HR		F9		6-3				3	1	1	1	0	0	0
Juan Bonilla, R (1, 4) OBP: 0.318, SLG: 0.315		F6		F9		4-3				3	0	0	0	0	0	0
Eric Show, R (1, 1) OBP: 0.228, SLG: 0.218		1B			SSS K					2	0	1	0	0	1	0
Gene Richards, L (7, PH) OBP: 0.328, SLG: 0.393										1	0	0	0	0	0	0
Luis DeLeon, R (8, 1) OBP: 0.200, SLG: 0.200							4-3			0	0	0	0	0	0	0
Inning Stats	R: 1 E: 0 K: 0 S: 5 H: 3 LOB: 1 BB: 0 P: 5	R: 1 E: 0 K: 0 S: 5 H: 2 LOB: 1 BB: 0 P: 5	R: 1 E: 0 K: 0 S: 4 H: 1 LOB: 0 BB: 0 P: 4	R: 0 E: 0 K: 0 S: 3 H: 0 LOB: 0 BB: 0 P: 3	R: 0 E: 0 K: 1 S: 5 H: 0 LOB: 2 BB: 2 P: 13	R: 1 E: 0 K: 0 S: 4 H: 2 LOB: 0 BB: 0 P: 4	R: 0 E: 0 K: 0 S: 3 H: 1 LOB: 1 BB: 1 P: 7	R: 0 E: 0 K: 1 S: 5 H: 0 LOB: 0 BB: 0 P: 5								

AB	29
R	4
H	9
RBI	3
BB	3
SO	2
LOB	8

1B: 4 SF: 1
2B: 3 SAC: 0
3B: 0 DP: 2
HR: 2 HBP: 0

WP: 0 PA: 33
PB: 0
SB: 3
CS: 0

PITCHER		IP	WLS	BF	H	R	ER	SO	BB	IBB	HBP	BLK	WP	HR	S	P	ERA	WHIP
Craig Swan, R ERA: 5.32	(1, 1)	6.1	L	29	9	4	4	1	3	0	0	0	0	2	28	40	5.68	1.895
Carlos Diaz, L ERA: 2.14	(7, 1)	1.2		4	0	0	0	1	0	0	0	0	0	0	6	6	0.00	0.000

PITCHER	IP	WLS	BF	H	R	ER	SO	BB	IBB	HBP	BLK	WP	HR	S	P	ERA	WHIP

Batter	1	2	3	4	5	6	7	8	9	AB	R	H	RBI	BB	SO	LOB
Mookie Wilson, S (1, 8) OBP: 0.301, SLG: 0.353	0-0 1B S E 1B		0-0 ② 5-3		0-0 ③ F6		0-0 1-2 1B	S S S 0-3 ③ K		5	1	2	0	0	1	1
Hubie Brooks, R (1, 5) OBP: 0.300, SLG: 0.337	0-0 E 1-3 2B 1B		0-0 ③ F4			0-0 ① F8	0-0 ③ PO 2-3	0-0 E3 1B 1B	0-0 ① F7	5	2	1	0	0	0	0
Keith Hernandez, L (1, 3) OBP: 0.380, SLG: 0.422	S S S 0-3 ① K 1-2 3-H			0-0 G6-4-3 1B		0-0 5-3 1B 1B		0-0 1B 1B 2-3 1B	0-0 G5-4-3 1B	5	1	4	0	0	1	1
George Foster, R (1, 7) OBP: 0.299, SLG: 0.429	S S S 0-3 ② K			0-0 ①② G6-4-3 1-2f		0-0 ② 5-3 1-2		0-0 1B 1-3 3-H 1B	0-0 ②③ G5-4-3 1-2f	5	1	1	1	0	1	4
Darryl Strawberry, L (1, 9) OBP: 0.318, SLG: 0.481	0-0 ③ 2-H 2B			B B B B 4-0 S BB		4-0 1B IBB		0-0 ① 4-3		2	0	1	1	2	0	2
Ron Hodges, L (1, 2) OBP: 0.369, SLG: 0.287 Mark Bradley, R (8, PH) OBP: 0.307, SLG: 0.333 Bob Bailor, R (8, 6) OBP: 0.298, SLG: 0.304		0-0 ① 4-3		0-0 ③ G3 1-2		0-0 ③ 1-2 2-H 1B		4-0 1B HR IBB		3 0 0	0 1 0	1 0 0	0 0 0	0 1 0	0 0 0	1 0 0
Brian Giles, R (1, 4) OBP: 0.301, SLG: 0.285		0-0 ② 5-3			0-0 ① 5-3		S S S 0-3 ① K	0-0 ② F7		4	0	0	0	0	1	3
José Oquendo, S (1, 6) OBP: 0.266, SLG: 0.256 Dave Kingman, R (8, PH) OBP: 0.271, SLG: 0.397 Junior Ortiz, R (8, 2) OBP: 0.242, SLG: 0.237		0-0 ③ 6-3			S S S 0-3 ② K2-3		0-0 ② 5-3	0-0 1-2 2-H 3-H HR 1B		3 1 0	0 1 0	0 1 0	0 1 0	0 2 0	1 0 0	0 0 0
Walt Terrell, L (1, 1) OBP: 0.231, SLG: 0.600			S S S 0-3 ① K		0-0 2B		0-0 PO 1B 1B	0-0 1-H 2-H HR		4	1	3	3	0	1	0
Inning Stats	R: 2 E: 1 K: 2 S: 9 H: 3 LOB: 1 BB: 0 P: 9	R: 0 E: 0 K: 0 S: 3 H: 0 LOB: 0 BB: 0 P: 3	R: 0 E: 0 K: 1 S: 5 H: 0 LOB: 0 BB: 0 P: 5	R: 0 E: 0 K: 0 S: 3 H: 1 LOB: 1 BB: 1 P: 7	R: 0 E: 0 K: 1 S: 6 H: 1 LOB: 1 BB: 0 P: 6	R: 0 E: 0 K: 0 S: 4 H: 2 LOB: 2 BB: 1 P: 8	R: 0 E: 0 K: 1 S: 6 H: 2 LOB: 1 BB: 0 P: 6	R: 6 E: 1 K: 1 S: 10 H: 4 LOB: 0 BB: 1 P: 14	R: 0 E: 0 K: 0 S: 3 H: 1 LOB: 0 BB: 0 P: 3	1B: 11 2B: 2 3B: 0 HR: 1 SF: 0 SAC: 0 DP: 2 HBP: 0						

PITCHER	IP	WLS	BF	H	R	ER	SO	BB	IBB	HBP	BLK	WP	HR	S	P	ERA	WHIP
John Montefusco, R (1, 1) ERA: 3.3	7.0	L	28	9	2	2	5	1	1	0	0	0	0	36	44	2.57	1.429
Gary Lucas, L (8, 1) ERA: 3.04	1.0		9	4	6	0	1	0	1	0	0	0	1	10	14	0.00	4.000
Elias Sosa, R (9, 1) ERA: 4.25	1.0		3	1	0	0	0	0	0	0	0	0	0	3	3	0.00	1.000

PITCHER	IP	WLS	BF	H	R	ER	SO	BB	IBB	HBP	BLK	WP	HR	S	P	ERA	WHIP

TOP

New York Mets @ San Diego Padres

Jack Murphy Stadium, San Diego, CA

Tue Aug 23 1983, 10:05 PM EDT

Att. 8,578 - Unknown

livebaseballscorecards.com

AB	37
R	8
H	14
RBI	7
BB	3
SO	6
LOB	12

BOTTOM

New York Mets @ San Diego Padres

Jack Murphy Stadium, San Diego, CA

Tue Aug 23 1983, 10:05 PM EDT

Att. 8,578 - Unknown

Batter	1	2	3	4	5	6	7	8	9	AB	R	H	RBI	BB	SO	LOB
Bobby Brown, S (1, 7) OBP: 0.396, SLG: 0.481	L4		G3			E8 5-3		1-3		4	0	1	0	0	0	1
Alan Wiggins, S (1, 3) OBP: 0.361, SLG: 0.330	F8			G3		5-3 2-3			F9	4	0	0	0	0	0	1
Garry Templeton, S (1, 6) OBP: 0.286, SLG: 0.320	F4			1-3		K			1B	4	1	1	0	0	1	1
Terry Kennedy, L (1, 2) OBP: 0.351, SLG: 0.426		G3-6-3 1B		F6			G6-4-3 1B		WP 1B 1-2 1B 1B	4	1	3	0	0	0	0
Tony Gwynn, L (1, 9) OBP: 0.330, SLG: 0.359		G3-6-3 1-2f			FC5 BB 1B		G6-4-3 1-2f		WP 1-2 2-H 1B	4	1	2	1	0	0	2
Ruppert Jones, L (1, 8) OBP: 0.305, SLG: 0.381		BB			4-0 FC5 1-2 BB		G3		K	2	0	0	0	2	1	2
Luis Salazar, R (1, 5) OBP: 0.285, SLG: 0.370		F4			FC5 G4-6-3 1-2 2-3f			4-3 1B	1-H 2-H 1B	4	0	2	2	0	0	3
Juan Bonilla, R (1, 4) OBP: 0.315, SLG: 0.312			5-3		G4-6-3 1-2f			F9	4-3	4	0	0	0	0	0	4
John Montefusco, R (1, 1) OBP: 0.143, SLG: 0.053 Gary Lucas, L (8, 1) Gene Richards, L (8, PH) OBP: 0.326, SLG: 0.391 Elias Sosa, R (9, 1)			K			F4		4-3 1-2		2 0 1 0	0 0 0 0	0 0 0 0	0 0 0 0	0 0 0 0	1 0 0 0	0 0 1 0
Inning Stats	R: 0 E: 0 K: 0 S: 3 H: 0 LOB: 0 BB: 0 P: 3	R: 0 E: 0 K: 0 S: 3 H: 1 LOB: 1 BB: 1 P: 7	R: 0 E: 0 K: 1 S: 5 H: 0 LOB: 0 BB: 0 P: 5	R: 0 E: 0 K: 0 S: 3 H: 0 LOB: 0 BB: 0 P: 3	R: 0 E: 0 K: 0 S: 3 H: 1 LOB: 1 BB: 1 P: 7	R: 0 E: 1 K: 1 S: 6 H: 1 LOB: 1 BB: 0 P: 6	R: 0 E: 0 K: 0 S: 3 H: 1 LOB: 0 BB: 0 P: 3	R: 0 E: 0 K: 0 S: 4 H: 1 LOB: 1 BB: 0 P: 4	R: 3 E: 0 K: 1 S: 9 H: 4 LOB: 1 BB: 0 P: 9	1B: 9 2B: 0 3B: 0 HR: 0 SF: 0 SAC: 0 DP: 3 HBP: 0						

livebaseballscorecards.com

AB	33
R	3
H	9
RBI	3
BB	2
SO	3
LOB	15

WP: 1 PA: 35
PB: 0
SB: 0
CS: 0

PITCHER	IP	WLS	BF	H	R	ER	SO	BB	IBB	HBP	BLK	WP	HR	S	P	ERA	WHIP
Walt Terrell, R (1, 1) ERA: 3.58	9.0	W	35	9	3	3	3	2	0	0	0	1	0	39	47	3.00	1.222

PITCHER	IP	WLS	BF	H	R	ER	SO	BB	IBB	HBP	BLK	WP	HR	S	P	ERA	WHIP

New York Mets @ San Diego Padres

Jack Murphy Stadium, San Diego, CA

Wed Aug 24 1983, 10:05 PM EDT

Att. 13,889 - Unknown

TOP

livebaseballscorecards.com

Batter	1	2	3	4	5	6	7	8	9	AB	R	H	RBI	BB	SO	LOB
Mookie Wilson, S (1, 8) OBP: 0.303, SLG: 0.354	K			1B G4-6-3 1B		2B 1B			6-3	4	2	2	0	0	1	0
Hubie Brooks, R (1, 5) OBP: 0.301, SLG: 0.341	4-3			1-3 G4-6-3 1B		1-H 2B			K	4	0	2	1	0	1	0
Keith Hernandez, L (1, 3) OBP: 0.381, SLG: 0.421	1B			1-2f 3-H G4-6-3		F8			BB	3	0	1	0	1	0	2
George Foster, R (1, 7) OBP: 0.298, SLG: 0.428		1B G4-6-3		3-1			F7		K	4	0	1	0	0	1	1
Darryl Strawberry, L (1, 9) OBP: 0.315, SLG: 0.476		K			K		4-3			3	0	0	0	0	2	1
Bob Bailor, R (1, 4) (8, 6) OBP: 0.295, SLG: 0.300		1-2f G4-6-3			4-3		5-3			3	0	0	0	0	0	1
Junior Ortiz, R (1, 2) OBP: 0.244, SLG: 0.240			K		F5			1B G4-6-3		3	0	1	0	0	1	0
José Oquendo, S (1, 6) OBP: 0.267, SLG: 0.258			5-3			CS 1B				2	0	1	0	0	0	0
Mark Bradley, R (8, PH) OBP: 0.304, SLG: 0.330								1-2f G4-6-3		1	0	0	0	0	0	1
Brian Giles, R (8, 4) OBP: 0.301, SLG: 0.285										0	0	0	0	0	0	0
Tom Seaver, R (1, 1) OBP: 0.222, SLG: 0.260			K			1-2 K				2	0	0	0	0	2	1
Dave Kingman, R (8, PH) OBP: 0.270, SLG: 0.396										1	0	0	0	0	1	0
Jesse Orosco, R (8, 1) OBP: 0.250, SLG: 0.273										0	0	0	0	0	0	0
Inning Stats	R: 0 E: 0 K: 1 S: 5 H: 1 LOB: 1 BB: 0 P: 5	R: 0 E: 0 K: 1 S: 5 H: 1 LOB: 0 BB: 0 P: 5	R: 0 E: 0 K: 2 S: 7 H: 0 LOB: 0 BB: 0 P: 7	R: 1 E: 0 K: 0 S: 4 H: 2 LOB: 0 BB: 0 P: 4	R: 0 E: 0 K: 1 S: 5 H: 0 LOB: 0 BB: 0 P: 5	R: 1 E: 0 K: 1 S: 7 H: 3 LOB: 1 BB: 0 P: 7	R: 0 E: 0 K: 0 S: 3 H: 0 LOB: 0 BB: 0 P: 3	R: 0 E: 0 K: 1 S: 5 H: 1 LOB: 0 BB: 0 P: 5	R: 0 E: 0 K: 2 S: 7 H: 0 LOB: 1 BB: 1 P: 11	1B: 7 2B: 1 3B: 0 HR: 0 SF: 0 SAC: 0 DP: 3 HBP: 0						

	AB	30
	R	2
	H	8
	RBI	1
	BB	1
	SO	9
	LOB	7

WP: 0 PB: 0 SB: 0 CS: 1 PA: 31

PITCHER	IP	WLS	BF	H	R	ER	SO	BB	IBB	HBP	BLK	WP	HR	S	P	ERA	WHIP
Tim Lollar, L (1, 1) ERA: 4.35	8.2	W	30	8	2	2	8	1	0	0	0	0	0	45	49	2.08	1.038
Luis DeLeon, R (9, 1) ERA: 2.56	0.1	S	1	0	0	0	1	0	0	0	0	0	0	3	3	0.00	0.000

PITCHER	IP	WLS	BF	H	R	ER	SO	BB	IBB	HBP	BLK	WP	HR	S	P	ERA	WHIP

Batter	1	2	3	4	5	6	7	8	9	AB	R	H	RBI	BB	SO	LOB
Bobby Brown, S (1, 7) OBP: 0.400, SLG: 0.494	4-3	F9			4-3 1B 2B		CS 1B			4	1	2	0	0	0	1
Alan Wiggins, S (1, 3) OBP: 0.365, SLG: 0.332	S 1B 1B		S 1B		4-3 2-3		B B B B 4-0 S 1-2 BB			3	1	2	0	1	0	1
Tony Gwynn, L (1, 9) OBP: 0.328, SLG: 0.356	F7 1-2		F7 1-2		WP 1B 3-H		L3 1-2			4	0	1	1	0	0	3
Terry Kennedy, L (1, 2) OBP: 0.350, SLG: 0.425	2-H 1B		F7		F5 1-2			F9		4	0	1	1	0	0	2
Ruppert Jones, L (1, 8) OBP: 0.304, SLG: 0.377	F8		G2			B B B B 4-0 3-1 S BB		4-3		3	0	0	0	1	0	2
Garry Templeton, S (1, 6) OBP: 0.286, SLG: 0.319		S S S K		G3		3-1 1-3		1B 1B		4	0	1	0	0	1	1
Luis Salazar, R (1, 5) OBP: 0.287, SLG: 0.374		3-1 3B 2B		F8		S S S K		1-2 1B		4	1	2	0	0	1	1
Juan Bonilla, R (1, 4) OBP: 0.313, SLG: 0.309		3-1 2-3		F8		F8		F8		4	0	0	0	0	0	4
Tim Lollar, L (1, 1) OBP: 0.264, SLG: 0.340 Luis DeLeon, R (9, 1) OBP: 0.200, SLG: 0.200		3-H 3B			F8		S S S K			3 0	0 0	1 0	1 0	0 0	1 0	0 0
Inning Stats	R: 1 E: 0 K: 0 S: 5 H: 2 LOB: 1 BB: 0 P: 5	R: 1 E: 0 K: 1 S: 7 H: 2 LOB: 1 BB: 0 P: 7	R: 0 E: 0 K: 0 S: 4 H: 1 LOB: 1 BB: 0 P: 4	R: 0 E: 0 K: 0 S: 3 H: 0 LOB: 0 BB: 0 P: 3	R: 1 E: 0 K: 0 S: 5 H: 2 LOB: 1 BB: 0 P: 5	R: 0 E: 0 K: 1 S: 5 H: 0 LOB: 1 BB: 1 P: 9	R: 0 E: 0 K: 1 S: 5 H: 1 LOB: 1 BB: 1 P: 9	R: 0 E: 0 K: 0 S: 5 H: 2 LOB: 2 BB: 0 P: 5		1B: 7 2B: 2 3B: 1 HR: 0	SF: 0 SAC: 0 DP: 0 HBP: 0						

PITCHER		IP	WLS	BF	H	R	ER	SO	BB	IBB	HBP	BLK	WP	HR	S	P	ERA	WHIP
Tom Seaver, R ERA: 3.71	(1, 1)	7.0	L	30	8	3	3	3	2	0	0	0	1	0	34	42	3.86	1.429
Jesse Orosco, L ERA: 1.16	(8, 1)	1.0		5	2	0	0	0	0	0	0	0	0	0	5	5	0.00	2.000

PITCHER	IP	WLS	BF	H	R	ER	SO	BB	IBB	HBP	BLK	WP	HR	S	P	ERA	WHIP

BOTTOM

New York Mets @ San Diego Padres

Jack Murphy Stadium, San Diego, CA

Wed Aug 24 1983, 10:05 PM EDT

Att. 13,889 - Unknown

livebaseballscorecards.com

AB	33
R	3
H	10
RBI	3
BB	2
SO	3
LOB	15

1B: 7 SF: 0
2B: 2 SAC: 0
3B: 1 DP: 0
HR: 0 HBP: 0

WP: 1 PA: 35
PB: 0
SB: 4
CS: 1

San Francisco Giants @ New York Mets

Shea Stadium, Flushing, NY

Fri Aug 26 1983, 7:05 PM EDT

Att. 29,840 - Unknown

TOP

livebaseballscorecards.com

Batter	1	2	3	4	5	6	7	8	9	AB	R	H	RBI	BB	SO	LOB
Johnnie LeMaster, R (1, 6) OBP: 0.327, SLG: 0.321 Joe Pettini, R (9, PH) OBP: 0.234, SLG: 0.207 (9, 6)	0-0 HR 1B	0-0 F3			BBBB 4-0 WP S 1B BB		0-0 2B 1B	0-0 E6 1B 2B 3-H	0-0 4-3	4 1	4 0	2 0	0 0	1 0	0 0	0 1
Max Venable, L (1, 9) OBP: 0.304, SLG: 0.423	0-0 S HR 1-3 1B		0-0 F9		SSS 0-3 K 1-3		0-0 1-H 2B	0-0 2B 1B 1-2 1B		5	2	3	1	0	1	1
Joel Youngblood, R (1, 4) OBP: 0.359, SLG: 0.508 Brad Wellman, R (9, 4) OBP: 0.311, SLG: 0.256	0-0 1-H 3-H HR		0-0 HR 1B		4-0 1B 1B IBB		0-0 F8	0-0 1B 1-3 2-H 2B		4 0	4 0	3 0	4 0	1 0	0 0	1 0
Darrell Evans, L (1, 3) OBP: 0.377, SLG: 0.521	0-0 G3		0-0 F9		0-0 1B 1-3 3-H 1B		4-0 IBB	4-0 1B IBB		3	0	1	1	2	0	1
Jeffrey Leonard, R (1, 7) OBP: 0.322, SLG: 0.480	0-0 1B		0-0 1-H HR		0-0 G3-6-3 1-2 3-H 1B		0-0 F7	0-0 1-2 2-H 3-H 1B		5	1	4	5	0	0	2
Chili Davis, S (1, 8) OBP: 0.318, SLG: 0.369	SSS 0-3 K		SSS 0-3 K2-3		0-0 G3-6-3 1-2f		SSS 0-3 K	0-0 4-3		5	0	0	0	0	3	7
Tom O'Malley, L (1, 5) OBP: 0.328, SLG: 0.332	0-0 4-3			SSS 0-3 K		0-0 4-3		BBBB 4-0 B3-6-4 1B E BB	0-0 6-3	4	1	0	0	1	1	1
Steve Nicosia, R (1, 2) OBP: 0.224, SLG: 0.286		0-0 F6		0-0 F6		0-0 F8		0-0 B3-6-4 1-2 1B	BBBB 4-0 BB	4	0	1	0	1	0	0
Fred Breining, R (1, 1) OBP: 0.167, SLG: 0.140		SSS 0-3 K		0-0 1-3		SSS 0-3 K		0-0 B3-6-4 1-2f 2-3	SSS 0-3 K	5	0	0	0	0	3	3
Inning Stats	R: 3 H: 4 E: 0 LOB: 1 K: 1 BB: 0 S: 9 P: 9	R: 0 H: 0 E: 0 LOB: 0 K: 1 BB: 0 S: 5 P: 5	R: 2 H: 2 E: 0 LOB: 0 K: 1 BB: 0 S: 7 P: 7	R: 0 H: 0 E: 0 LOB: 0 K: 1 BB: 0 S: 5 P: 5	R: 2 H: 2 E: 0 LOB: 1 K: 1 BB: 2 S: 6 P: 14	R: 0 H: 0 E: 0 LOB: 0 K: 1 BB: 0 S: 5 P: 5	R: 1 H: 2 E: 0 LOB: 2 K: 1 BB: 1 S: 7 P: 11	R: 4 H: 4 E: 1 LOB: 2 K: 0 BB: 2 S: 7 P: 15	R: 0 H: 0 E: 0 LOB: 1 K: 1 BB: 1 S: 5 P: 9	1B: 10 SF: 0 2B: 2 SAC: 0 3B: 0 DP: 2 HR: 2 HBP: 0						

	AB	40
	R	12
	H	14
	RBI	11
	BB	6
	SO	8
	LOB	17

WP: 1 PA: 46
PB: 0
SB: 2
CS: 0

PITCHER		IP	WLS	BF	H	R	ER	SO	BB	IBB	HBP	BLK	WP	HR	S	P	ERA	WHIP
Ed Lynch, R ERA: 3.76	(1, 1)	3.0	L	15	6	5	5	3	0	0	0	0	0	2	21	21	15.00	2.000
Tom Gorman, L ERA: 5.0	(4, 1)	3.0		12	2	2	2	3	1	1	0	0	1	0	16	24	6.00	1.000
Scott Holman, R ERA: 3.93	(7, 1)	1.0		6	2	1	1	1	0	1	0	0	0	0	7	11	9.00	2.000
Doug Sisk, R ERA: 2.46	(8, 1)	2.0		13	4	4	0	1	2	1	0	0	0	0	12	24	0.00	3.000

PITCHER	IP	WLS	BF	H	R	ER	SO	BB	IBB	HBP	BLK	WP	HR	S	P	ERA	WHIP

Batter	1	2	3	4	5	6	7	8	9	AB	R	H	RBI	BB	SO	LOB
Mookie Wilson, S (1, 8) OBP: 0.304, SLG: 0.355	L6-4 S 1B		FC6-4 1-2f			1B 1B 1B	FC6-4 1-2f 2-3 3-H			4	0	2	1	0	0	3
Bob Bailor, R (1, 5) OBP: 0.294, SLG: 0.299	F7 1-2		3-1			1B 1-2 1B	1-3			4	0	1	0	0	0	4
Keith Hernandez, L (1, 3) OBP: 0.382, SLG: 0.420	BB			F9		1B 1-2 2-3		K		3	0	1	0	1	1	0
George Foster, R (1, 7) OBP: 0.298, SLG: 0.426	L6-4 2-3			6-3		F2		1B		4	0	1	0	0	0	5
Darryl Strawberry, L (1, 9) OBP: 0.312, SLG: 0.470		4-3		F9		F5		F8		4	0	0	0	0	0	4
Ron Hodges, L (1, 2) OBP: 0.367, SLG: 0.283		F2			4-3		BB 1B 1B FC6-4	F5		3	1	0	0	1	0	1
Brian Giles, R (1, 4) OBP: 0.300, SLG: 0.284		F4			G5-4-3 1B		K		5-3	4	0	1	0	0	1	1
José Oquendo, S (1, 6) OBP: 0.271, SLG: 0.262			FC6-4 1B		G5-4-3 1-2f		FC6-4 1-2 1B		F9	4	0	2	0	0	0	1
Ed Lynch, R (1, 1) OBP: 0.200, SLG: 0.182 Dave Kingman, R (3, PH) OBP: 0.269, SLG: 0.394 Tom Gorman, L (4, 1) OBP: 0.250, SLG: 0.250 Tucker Ashford, R (6, PH) OBP: 0.262, SLG: 0.218 Scott Holman, R (7, 1) OBP: 0.263, SLG: 0.263 Rusty Staub, L (7, PH) OBP: 0.394, SLG: 0.426 Doug Sisk, R (8, 1) OBP: 0.500, SLG: 0.500 Danny Heep, L (9, PH) OBP: 0.323, SLG: 0.404			F6			F8	FC6-4 1-2 2-3 1B		4-3	0 1 0 1 0 1 0 1	0 0 0 0 0 0 0 0	0 0 0 0 0 1 0 0	0 0 0 0 0 0 0 0	0 0 0 0 0 0 0 0	0 0 0 0 0 0 0 0	0 1 0 0 0 0 0 0
Inning Stats	R: 0 E: 0 K: 0 S: 3 H: 1 LOB: 1 BB: 1 P: 7	R: 0 E: 0 K: 0 S: 3 H: 0 LOB: 0 BB: 0 P: 3	R: 0 E: 0 K: 0 S: 4 H: 1 LOB: 1 BB: 0 P: 4	R: 0 E: 0 K: 0 S: 3 H: 0 LOB: 0 BB: 0 P: 3	R: 0 E: 0 K: 0 S: 3 H: 1 LOB: 0 BB: 0 P: 3	R: 0 E: 0 K: 0 S: 6 H: 3 LOB: 3 BB: 0 P: 6	R: 1 E: 0 K: 1 S: 7 H: 2 LOB: 2 BB: 1 P: 11	R: 0 E: 0 K: 1 S: 6 H: 1 LOB: 1 BB: 0 P: 6	R: 0 E: 0 K: 0 S: 3 H: 0 LOB: 0 BB: 0 P: 3	1B: 9 2B: 1 3B: 0 HR: 0	SF: 0 SAC: 0 DP: 2 HBP: 0			WP: 0 PB: 0 SB: 1 CS: 0		PA: 36	

PITCHER		IP	WLS	BF	H	R	ER	SO	BB	IBB	HBP	BLK	WP	HR	S	P	ERA	WHIP
Fred Breining, R ERA: 4.04	(1, 1)	9.0	W	36	9	1	1	2	2	0	0	0	0	0	38	46	1.00	1.222

PITCHER	IP	WLS	BF	H	R	ER	SO	BB	IBB	HBP	BLK	WP	HR	S	P	ERA	WHIP

BOTTOM

San Francisco Giants @ New York Mets

Shea Stadium, Flushing, NY

Fri Aug 26 1983, 7:05 PM EDT

Att. 29,840 - Unknown

AB	34
R	1
H	9
RBI	1
BB	2
SO	2
LOB	20

livebaseballscorecards.com

Batter	1	2	3	4	5	6	7	8	9	AB	R	H	RBI	BB	SO	LOB
Johnnie LeMaster, R (1, 6) OBP: 0.328, SLG: 0.322	0-0 SH1-3 1B 1B	0-0 4-3			0-0 3-1 S 1B		0-3 K		0-0 4-3	5	1	2	0	0	1	0
Max Venable, L (1, 8) OBP: 0.303, SLG: 0.415	0-0 SH1-3 1-2		0-0 G3		0-0 3-1 1-3		4-0 E 1B BB		0-0 F6	3	0	0	0	1	0	1
Jack Clark, R (1, 9) OBP: 0.355, SLG: 0.424	0-0 BB 1B 2-H 1B		0-0 F6		0-0 F5		0-0 E6 1-3 1B			4	1	2	1	0	0	1
Darrell Evans, L (1, 3) OBP: 0.378, SLG: 0.519	4-0 1B 1-2 BB		0-3 K			0-0 G5-4-3 1B	0-0 4-3			3	0	1	0	1	1	2
Jeffrey Leonard, R (1, 7) OBP: 0.324, SLG: 0.487	0-0 FC6-4 1-3 2-H 1B			0-0 F4		0-0 G5-4-3 1-2f		0-0 HR		4	1	2	2	0	0	1
Joel Youngblood, R (1, 4) OBP: 0.358, SLG: 0.508 Brad Wellman, R (8, 4) OBP: 0.311, SLG: 0.256	0-0 F4			0-0 6-3		0-0 2B		0-3 K		4 0	0 0	1 0	0 0	0 0	1 0	2 0
Tom O'Malley, L (1, 5) OBP: 0.330, SLG: 0.332	0-0 FC6-4 1-2f			0-0 FC6-4 1B		4-0 BB		0-0 F8		3	0	1	0	1	0	2
Steve Nicosia, R (1, 2) OBP: 0.217, SLG: 0.276 Dave Bergman, L (6, PH) OBP: 0.346, SLG: 0.322 Bob Brenly, R (6, PH) OBP: 0.301, SLG: 0.369 (6, 2)		0-0 5-3		0-0 FC6-4 1-2f		0-0 L7		0-0 F8		2 0 2	0 0 0	0 0 0	0 0 0	0 0 0	0 0 0	1 0 2
Atlee Hammaker, S (1, 1) OBP: 0.155, SLG: 0.109 Joe Pettini, R (7, PH) OBP: 0.231, SLG: 0.203 Greg Minton, S (7, 1) OBP: 0.500, SLG: 0.429 Duane Kuiper, L (9, PH) OBP: 0.362, SLG: 0.296		0-3 K			0-3 K		0-3 K		0-3 K	2 1 0 1	0 0 0 0	0 0 0 0	0 0 0 0	0 0 0 0	2 1 0 1	0 0 0 0
Inning Stats	R: 2 E: 0 K: 0 S: 6 H: 3 LOB: 2 BB: 1 P: 10	R: 0 E: 0 K: 1 S: 5 H: 0 LOB: 0 BB: 0 P: 5	R: 0 E: 0 K: 1 S: 5 H: 0 LOB: 0 BB: 0 P: 5	R: 0 E: 0 K: 0 S: 4 H: 1 LOB: 1 BB: 0 P: 4	R: 0 E: 0 K: 1 S: 6 H: 1 LOB: 1 BB: 0 P: 6	R: 0 E: 0 K: 0 S: 4 H: 2 LOB: 2 BB: 1 P: 8	R: 0 E: 1 K: 2 S: 8 H: 1 LOB: 2 BB: 1 P: 12	R: 1 E: 0 K: 1 S: 6 H: 1 LOB: 0 BB: 0 P: 6	R: 0 E: 0 K: 1 S: 5 H: 0 LOB: 0 BB: 0 P: 5	1B: 7 2B: 1 3B: 0 HR: 1 SF: 0 SAC: 1 DP: 1 HBP: 0						

TOP

San Francisco Giants @ New York Mets

Shea Stadium, Flushing, NY

Sat Aug 27 1983, 7:05 PM EDT

Att. 14,172 - Unknown

livebaseballscorecards.com

AB	34
R	3
H	9
RBI	3
BB	3
SO	7
LOB	12

WP: 0 PB: 0 SB: 1 CS: 0 PA: 38

PITCHER		IP	WLS	BF	H	R	ER	SO	BB	IBB	HBP	BLK	WP	HR	S	P	ERA	WHIP
Mike Torrez, R ERA: 4.09	(1, 1)	5.2	W	25	7	2	2	3	2	0	0	0	0	0	29	37	3.18	1.588
Jesse Orosco, L ERA: 1.21	(6, 1)	3.1	S	13	2	1	1	4	1	0	0	0	0	1	20	24	2.70	0.900

PITCHER		IP	WLS	BF	H	R	ER	SO	BB	IBB	HBP	BLK	WP	HR	S	P	ERA	WHIP

Batter	1	2	3	4	5	6	7	8	9	AB	R	H	RBI	BB	SO	LOB
Mookie Wilson, S (1, 8) OBP: 0.305, SLG: 0.358	WP, E, 2B		CS, 1B		K		4-3	FC4-6, 1-2f		5	1	2	0	0	1	3
Bob Bailor, R (1, 5) OBP: 0.290, SLG: 0.295	E6, S, WP, 1B, 2-H		F9, 1-2		2-3		E6, PB, S, 3-H			4	1	0	1	0	0	1
Keith Hernandez, L (1, 3) OBP: 0.383, SLG: 0.420	FC4-6, HBP, 1-H, 1B		4-3		1-3		BBB, PB, 1-2, BB			3	0	1	1	1	0	0
George Foster, R (1, 7) OBP: 0.299, SLG: 0.425	FC4-6, 1-2, HBP			HR, 1B		5-3	SSS, K, 1-2, 2-3			3	1	1	0	0	1	2
Darryl Strawberry, L (1, 9) OBP: 0.314, SLG: 0.489	FC4-6, G4-6-3, 1-2f, 2-3			1-H, HR	SSS, K			HR		4	2	2	3	0	1	2
Brian Giles, R (1, 4) OBP: 0.299, SLG: 0.284	G4-6-3, 1-2f			F7		FC6-4, 1B		6-3		4	0	1	0	0	0	2
Junior Ortiz, R (1, 2) OBP: 0.244, SLG: 0.240		L4		1B		FC6-4, 1-2f		G3		4	0	1	0	0	0	1
José Oquendo, S (1, 6) OBP: 0.278, SLG: 0.269		SSS, K		1B			4-3, SH3, E, 1B	1B		4	1	3	0	0	1	0
Mike Torrez, R (1, 1) OBP: 0.056, SLG: 0.038		F9		4-3			SH3, 1-2	FC4-6, 1-2, 1B		2	0	0	0	0	0	1
Jesse Orosco, R (6, 1) OBP: 0.308, SLG: 0.333										1	0	1	0	0	0	0
Inning Stats	R: 2, E: 1, K: 0, S: 5 H: 2, LOB: 1, P: 6	R: 0, E: 0, K: 1, S: 5 H: 0, LOB: 0, BB: 0, P: 5	R: 0, E: 0, K: 0, S: 3 H: 1, LOB: 0, BB: 0, P: 3	R: 2, E: 0, K: 0, S: 6 H: 4, LOB: 1, BB: 0, P: 6	R: 0, E: 0, K: 0, S: 5 H: 0, LOB: 0, BB: 0, P: 5	R: 0, E: 0, K: 1, S: 6 H: 1, LOB: 1, BB: 0, P: 6	R: 1, E: 1, K: 1, S: 7 H: 1, LOB: 2, BB: 1, P: 11	R: 1, E: 0, K: 0, S: 6 H: 3, LOB: 2, BB: 0, P: 6		1B: 9, 2B: 1, 3B: 0, HR: 2 SF: 0, SAC: 1, DP: 1, HBP: 1						

PITCHER	IP	WLS	BF	H	R	ER	SO	BB	IBB	HBP	BLK	WP	HR	S	P	ERA	WHIP
Atlee Hammaker, L (1, 1) ERA: 2.06	6.0	L	25	8	4	3	3	0	0	1	0	2	1	30	31	4.50	1.333
Greg Minton, R (7, 1) ERA: 3.63	2.0		12	4	2	1	1	1	0	0	0	0	1	13	17	4.50	2.500

PITCHER	IP	WLS	BF	H	R	ER	SO	BB	IBB	HBP	BLK	WP	HR	S	P	ERA	WHIP

BOTTOM

San Francisco Giants @ New York Mets

Shea Stadium, Flushing, NY

Sat Aug 27 1983, 7:05 PM EDT

Att. 14,172 - Unknown

livebaseballscorecards.com

AB	34
R	6
H	12
RBI	5
BB	1
SO	4
LOB	12

Batter	1	2	3	4	5	6	7	8	9	AB	R	H	RBI	BB	SO	LOB
Johnnie LeMaster, R (1, 6) OBP: 0.328, SLG: 0.323	CS 1B	F7		FC4-6 1-2f		CS 1B		F5		5	0	2	0	0	0	2
Max Venable, L (1, 8) OBP: 0.306, SLG: 0.411 (3, 7)	F8 1-2	BBBB BB		4-3		SSS K 1-2			FC5-4 1B	4	0	1	0	1	1	3
Jack Clark, R (1, 9) OBP: 0.353, SLG: 0.421	2B 1B	1-3			F7		E6 HR		FC5-4 2B 1-2f SF8	5	3	1	0	0	0	3
Darrell Evans, L (1, 5) OBP: 0.383, SLG: 0.533 (5, 3)	1-H 2B		G3		BBBB BB 1B BB		1-H HR		SF8 1-3 2B	4	1	3	3	1	0	0
Jeffrey Leonard, R (1, 7) OBP: 0.325, SLG: 0.486 Chili Davis, S (3, PR) (3, 8) OBP: 0.320, SLG: 0.370	SSS K		G5-4-3 HBP		1-2 BB 1B		F5		SF8 IBB	1 2	0 0	0 1	0 0	0 1	1 0	1 0
Joel Youngblood, R (1, 4) OBP: 0.358, SLG: 0.506	1B 2B 1B		G5-4-3 1-2f		BBBB 1-2 2-3 BB		F7		SF8 1-2 2-3 3-H	3	1	1	1	1	0	1
Dave Bergman, L (1, 3) OBP: 0.349, SLG: 0.348 Steve Nicosia, R (5, PH) OBP: 0.213, SLG: 0.271 Joe Pettini, R (5, 5) OBP: 0.224, SLG: 0.197	L9	1B 3B	F3 2-3 BB		SSS K	SSS K		SSS K	2 1 2	1 0 0	1 0 0	0 0 2	0 0 2	0 3 2	1 3 2
Bob Brenly, R (1, 2) OBP: 0.304, SLG: 0.371	1-3 2B 1B		FC4-6 3-H 1B	5-3		5-3			4	1	2	1	0	0	3
Bill Laskey, R (1, 1) OBP: 0.236, SLG: 0.106 Andy McGaffigan, R (1, 1) OBP: 0.103, SLG: 0.143 Jim Barr, R (2, 1) OBP: 0.071, SLG: 0.143 Gary Lavelle, S (7, 1)	2-H 3-H 2B	G2		SSS K		1-3			0 1 2 1	0 0 0 0	0 1 0 0	0 2 0 0	0 0 0 0	0 0 1 0	0 0 1 0	0 0 1 0

TOP

San Francisco Giants @ New York Mets

Shea Stadium, Flushing, NY

Sun Aug 28 1983, 3:33 AM EDT

Att. 14,163 - Unknown

livebaseballscorecards.com

AB	37
R	7
H	13
RBI	7
BB	4
SO	5
LOB	20

Inning Stats	1	2	3	4	5	6	7	8	9
	R: 1 E: 0 K: 1 S: 7	R: 2 E: 0 K: 0 S: 6	R: 0 E: 0 K: 0 S: 2	R: 1 E: 0 K: 0 S: 5	R: 0 E: 0 K: 0 S: 4	R: 0 E: 0 K: 2 S: 7	R: 2 E: 1 K: 1 S: 7	R: 0 E: 0 K: 0 S: 3	R: 1 E: 0 K: 1 S: 7
	H: 3 LOB: 1 BB: 0 P: 7	H: 3 LOB: 2 BB: 1 P: 10	H: 0 LOB: 1 BB: 0 P: 3	H: 2 LOB: 1 BB: 0 P: 5	H: 1 LOB: 3 BB: 2 P: 12	H: 1 LOB: 0 BB: 0 P: 7	H: 1 LOB: 0 BB: 0 P: 7	H: 0 LOB: 0 BB: 0 P: 3	H: 2 LOB: 2 BB: 1 P: 11

| | | |

Batter	1	2	3	4	5	6	7	8	9	AB	R	H	RBI	BB	SO	LOB
Mookie Wilson, S (1, 8) OBP: 0.304, SLG: 0.356	4-3	4-3		F8			F9			3	0	0	0	0	0	2
Carlos Diaz, R (5, 1)										0	0	0	0	0	0	0
Mark Bradley, R (7, PH) OBP: 0.301, SLG: 0.326										1	0	0	0	0	0	0
Scott Holman, R (8, 1) OBP: 0.263, SLG: 0.263										0	0	0	0	0	0	0
Bob Bailor, R (1, 5) OBP: 0.293, SLG: 0.298	SH5-3, BLK, 1B		L4		F8		1B			4	0	2	0	0	0	0
Keith Hernandez, L (1, 3) OBP: 0.383, SLG: 0.418	SH5-3 1-3		1-3, 2B, HBP		K		K			2	1	0	0	0	2	1
George Foster, R (1, 7) OBP: 0.297, SLG: 0.422	F9		1-3 1-2		F7			F9		4	0	0	0	0	0	2
Darryl Strawberry, L (1, 9) OBP: 0.313, SLG: 0.489		F8	2-H, 2B			4-3		4-3		4	0	1	1	0	0	0
Ron Hodges, L (1, 2) OBP: 0.371, SLG: 0.282		B B B B, 1B, BLK, 3-1, BB	I I I I, IBB			K		K		1	1	0	0	2	1	0
Junior Ortiz, R (8, PH) OBP: 0.242, SLG: 0.238 (9, 2)										1	0	0	0	0	1	0
Brian Giles, R (1, 4) OBP: 0.302, SLG: 0.287		3-1, BB 1-3 1B	1-3			1B		K		4	0	2	0	0	1	2
José Oquendo, S (1, 6) OBP: 0.277, SLG: 0.266		B B B B, 3-1 1-2 BB		F7		1-3		K		3	0	0	0	1	1	1
Craig Swan, R (1, 1) OBP: 0.077, SLG: 0.077		3-1 1-2 2-3 3-H		6-3			6-3	G3		0	0	0	0	0	0	0
Tom Gorman, L (2, 1) OBP: 0.250, SLG: 0.250										0	0	0	0	0	0	0
Rusty Staub, L (2, PH) OBP: 0.391, SLG: 0.421										1	0	0	1	0	0	2
Doug Sisk, R (3, 1) OBP: 0.400, SLG: 0.400										1	0	0	0	0	0	0
Danny Heep, L (5, 8) OBP: 0.320, SLG: 0.400										2	0	0	0	0	0	0
Inning Stats	R: 0 E: 0 K: 0 S: 4 H: 1 LOB: 1 BB: 0 P: 4	R: 1 E: 0 K: 0 S: 4 H: 1 LOB: 2 BB: 2 P: 12	R: 1 E: 0 K: 0 S: 4 H: 1 LOB: 2 BB: 1 P: 9	R: 0 E: 0 K: 0 S: 3 H: 0 LOB: 0 BB: 0 P: 3	R: 0 E: 0 K: 1 S: 5 H: 0 LOB: 0 BB: 0 P: 5	R: 0 E: 0 K: 1 S: 6 H: 1 LOB: 1 BB: 0 P: 6	R: 0 E: 0 K: 1 S: 6 H: 1 LOB: 1 BB: 0 P: 6	R: 0 E: 0 K: 1 S: 5 H: 0 LOB: 0 BB: 0 P: 5	R: 0 E: 0 K: 2 S: 7 H: 0 LOB: 0 BB: 0 P: 7	1B: 4 2B: 1 3B: 0 HR: 0	SF: 0 SAC: 1 DP: 0 HBP: 1					

PITCHER		IP	WLS	BF	H	R	ER	SO	BB	IBB	HBP	BLK	WP	HR	S	P	ERA	WHIP
Bill Laskey, R ERA: 4.19	(1, 1)	0.0		0	0	0	0	0	0	0	0	0	0	0	0	0	∞	∞
Andy McGaffigan, R ERA: 4.69	(1, 1)	1.1		8	2	1	1	0	2	0	0	2	0	0	6	14	6.75	3.000
Jim Barr, R ERA: 4.65	(2, 1)	4.2	W	18	2	1	1	2	0	1	1	0	0	0	20	25	1.93	0.429
Gary Lavelle, L ERA: 2.54	(7, 1)	3.0	S	10	1	0	0	4	0	0	0	0	0	0	18	18	0.00	0.333

PITCHER	IP	WLS	BF	H	R	ER	SO	BB	IBB	HBP	BLK	WP	HR	S	P	ERA	WHIP

BOTTOM

San Francisco Giants @ New York Mets

Shea Stadium, Flushing, NY

Sun Aug 28 1983, 3:33 AM EDT

Att. 14,163 - Unknown

livebaseballscorecards.com

AB	31
R	2
H	5
RBI	2
BB	3
SO	6
LOB	10

WP: 0 PB: 0 SB: 0 CS: 0 PA: 36

Batter	1	2	3	4	5	6	7	8	9	AB	R	H	RBI	BB	SO	LOB
Steve Sax, R (1, 4) OBP: 0.344, SLG: 0.355	1-3	F8		4-3			6-3		S S CS 1B	5	0	1	0	0	0	2
Bill Russell, R (1, 6) OBP: 0.323, SLG: 0.315	BB 1B	FC5 2-3f			FC5-4 1B		L5		F8 1-2	4	0	1	0	1	0	3
Dusty Baker Jr., R (1, 7) OBP: 0.348, SLG: 0.400	1-3 1B		BB 1B 1B		FC5-4 G6-4-3 1-2f		BB 1B 1B		E 2-H	2	2	1	0	2	0	1
Derrel Thomas, S (7, 8) OBP: 0.356, SLG: 0.344									BB	0	1	0	0	1	0	0
Pedro Guerrero, R (1, 5) OBP: 0.361, SLG: 0.522	F2		WP 1B SF8 1-3 1B		G6-4-3 1-2f		1B 1-2 1B		E2 1-H 2B	5	1	3	1	0	0	3
Ken Landreaux, L (1, 8) OBP: 0.340, SLG: 0.486 (7, 7)	F7		WP 1-2 3-H 1B			F7	1-2 2-H 1B		S S S K	5	0	2	2	0	1	3
Mike Marshall, R (1, 9) OBP: 0.347, SLG: 0.432		6-3	SF8 1-2 2-H			S 1B 1B	P6			3	1	1	1	0	0	2
Greg Brock, L (1, 3) OBP: 0.320, SLG: 0.401		1B E 1B	F8			F9		P6		4	1	1	0	0	0	1
Jack Fimple, R (1, 2) OBP: 0.273, SLG: 0.365		FC5 E 1-3 1B		6-3		FC6 1-H 1B		5-3		4	0	2	1	0	0	0
Bob Welch, R (1, 1) OBP: 0.131, SLG: 0.183		E1 1-2 3-H		6-3		FC6 1-2f		6-3		4	0	0	0	0	0	2
Tom Niedenfuer, R (8, 1)										0	0	0	0	0	0	0
Inning Stats	R: 0 H: 1 E: 0 LOB: 2 K: 0 BB: 1 S: 4 P: 8	R: 1 H: 2 E: 1 LOB: 2 K: 0 BB: 0 S: 6 P: 6	R: 2 H: 2 E: 0 LOB: 0 K: 0 BB: 1 S: 4 P: 8	R: 0 H: 0 E: 0 LOB: 0 K: 0 BB: 0 S: 3 P: 3	R: 0 H: 1 E: 0 LOB: 0 K: 0 BB: 0 S: 3 P: 3	R: 1 H: 2 E: 0 LOB: 1 K: 0 BB: 0 S: 5 P: 5	R: 1 H: 2 E: 0 LOB: 2 K: 0 BB: 1 S: 5 P: 9	R: 0 H: 0 E: 0 LOB: 0 K: 0 BB: 0 S: 3 P: 3	R: 1 H: 2 E: 1 LOB: 1 K: 1 BB: 1 S: 6 P: 10	1B: 11 SF: 1 2B: 1 SAC: 0 3B: 0 DP: 1 HR: 0 HBP: 0						

PITCHER	IP	WLS	BF	H	R	ER	SO	BB	IBB	HBP	BLK	WP	HR	S	P	ERA	WHIP
Tom Seaver, R (1, 1) ERA: 3.74	8.0	L	36	10	5	4	0	3	0	0	0	1	0	33	45	4.50	1.625
Carlos Diaz, L (9, 1) ERA: 2.3	1.0		5	2	1	1	1	1	0	0	0	0	0	6	10	9.00	3.000

PITCHER	IP	WLS	BF	H	R	ER	SO	BB	IBB	HBP	BLK	WP	HR	S	P	ERA	WHIP

TOP

Los Angeles Dodgers @ New York Mets

Shea Stadium, Flushing, NY

Mon Aug 29 1983, 7:05 PM EDT

Unknown

livebaseballscorecards.com

AB	36
R	6
H	12
RBI	5
BB	4
SO	1
LOB	17

WP: 1 PA: 41
PB: 0
SB: 3
CS: 1

Batter	1	2	3	4	5	6	7	8	9	AB	R	H	RBI	BB	SO	LOB
Mookie Wilson, S (1, 8) OBP: 0.301, SLG: 0.353	SSS 0-3 K		x 0-0 L6		SSS 0-3 K			x 0-0 F5		4	0	0	0	0	2	0
Hubie Brooks, R (1, 5) OBP: 0.303, SLG: 0.342	x 0-0 6-3 2B 1B		SSS 0-3 K			x 0-0 6-3		x 0-0 BB 1B		4	1	2	0	0	1	0
Keith Hernandez, L (1, 3) OBP: 0.384, SLG: 0.416	x 0-0 6-3 1-2		BBBB 4-0 BB			x 0-0 4-3		BBBB 4-0 FC5-4 1-2 BB		2	0	0	0	2	0	1
George Foster, R (1, 7) OBP: 0.297, SLG: 0.423 Carlos Diaz, R (9, 1)	x 0-0 2-H 2B		SSS 0-3 K			x 0-0 L3		x 0-0 FC5-4 1-2f		4	0	1	1	0	1	3
										0	0	0	0	0	0	0
Darryl Strawberry, L (1, 9) OBP: 0.310, SLG: 0.483	SSS 0-3 K			SSS 0-3 K			x 0-0 F8		x 0-0 P4	4	0	0	0	0	2	1
Brian Giles, R (1, 4) OBP: 0.304, SLG: 0.285		BBBB 4-0 CS BB		x 0-0 P6			BBBB 4-0 BB		x 0-0 F2	2	0	0	0	2	0	0
José Oquendo, S (1, 6) OBP: 0.279, SLG: 0.268 Danny Heep, L (7, PH) OBP: 0.319, SLG: 0.398 Bob Bailor, R (8, 6) OBP: 0.292, SLG: 0.297		x 0-0 4-3 S 1-2 1B		x 0-0 5-3			x 0-0 F7		x 0-0 F9	2	0	1	0	0	0	0
										1	0	0	0	0	0	1
										1	0	0	0	0	0	0
Junior Ortiz, R (1, 2) OBP: 0.238, SLG: 0.234 Rusty Staub, L (7, PH) OBP: 0.387, SLG: 0.417 Ron Hodges, L (8, 2) OBP: 0.371, SLG: 0.282		x 0-0 4-3 1-3			x 0-0 6-3		SSS 0-3 K			2	0	0	0	0	0	1
										1	0	0	0	0	1	1
										0	0	0	0	0	0	0
Tom Seaver, R (1, 1) OBP: 0.214, SLG: 0.250 Mark Bradley, R (8, PH) OBP: 0.298, SLG: 0.323 (9, 7)		SSS 0-3 K			x 0-0 1-3			x 0-0 6-3		2	0	0	0	0	1	1
										1	0	0	0	0	0	0
Inning Stats	R: 1 H: 2 E: 0 LOB: 1 K: 2 BB: 0 S: 9 P: 9	R: 0 H: 1 E: 0 LOB: 1 K: 1 BB: 1 S: 5 P: 9	R: 0 H: 0 E: 0 LOB: 1 K: 2 BB: 1 S: 7 P: 11	R: 0 H: 0 E: 0 LOB: 0 K: 1 BB: 0 S: 5 P: 5	R: 0 H: 0 E: 0 LOB: 0 K: 1 BB: 0 S: 5 P: 5	R: 0 H: 0 E: 0 LOB: 0 K: 0 BB: 0 S: 3 P: 3	R: 0 H: 0 E: 0 LOB: 1 K: 1 BB: 1 S: 5 P: 9	R: 0 H: 1 E: 0 LOB: 2 K: 0 BB: 1 S: 4 P: 8	R: 0 H: 0 E: 0 LOB: 0 K: 0 BB: 0 S: 3 P: 3	1B: 3 SF: 0 2B: 1 SAC: 0 3B: 0 DP: 0 HR: 0 HBP: 0						

PITCHER	IP	WLS	BF	H	R	ER	SO	BB	IBB	HBP	BLK	WP	HR	S	P	ERA	WHIP
Bob Welch, R (1, 1) ERA: 2.72	7.2	W	30	4	1	1	8	4	0	0	0	0	0	42	58	1.17	1.043
Tom Niedenfuer, R (8, 1) ERA: 1.43	1.1	S	4	0	0	0	0	0	0	0	0	0	0	4	4	0.00	0.000

PITCHER	IP	WLS	BF	H	R	ER	SO	BB	IBB	HBP	BLK	WP	HR	S	P	ERA	WHIP

BOTTOM

Los Angeles Dodgers @ New York Mets

Shea Stadium, Flushing, NY

Mon Aug 29 1983, 7:05 PM EDT

Unknown

livebaseballscorecards.com

AB	30
R	1
H	4
RBI	1
BB	4
SO	8
LOB	9

WP: 0 PA: 34
PB: 0
SB: 1
CS: 1

Batter	1	2	3	4	5	6	7	8	9	AB	R	H	RBI	BB	SO	LOB
Steve Sax, R (1, 4) OBP: 0.343, SLG: 0.354	S S S 0-3 ① K		x 0-0 ③ 4-3		x 0-0 ① SH2-3 1-2		x 0-0 ① 6-3		x 0-0 E5 1B	4	0	1	0	0	1	1
Dave Anderson, R (1, 6) OBP: 0.217, SLG: 0.253	S S S 0-3 ② K			x 0-0 1B 2B	x 0-0 ② 6-3 2-3		x 0-0 ② 5-3		x 0-0 ① E5 S 1B 1-3	5	2	1	0	0	1	2
Dusty Baker Jr., R (1, 7) OBP: 0.350, SLG: 0.400 Candy Maldonado, R (9, 7) OBP: 0.255, SLG: 0.314	x 0-0 ③ F2			x 0-0 2B SF9 1B 2-H	x 0-0 ③ F8		x 0-0 1B		B B B B 4-0 1B BB 1-2	4	1	2	1	1	0	1
										0	0	0	0	0	0	0
Pedro Guerrero, R (1, 5) OBP: 0.362, SLG: 0.520		x 0-0 ① 6-3		x 0-0 ① F9		x 0-0 4-3 S 2B 1B	x 0-0 ③ F8		x 0-0 ② 1B 1-3 2-H	5	1	2	1	0	0	2
Ken Landreaux, L (1, 8) OBP: 0.340, SLG: 0.487 Derrel Thomas, S (6, 8) OBP: 0.353, SLG: 0.340		x 0-0 ② F7		x 0-0 SF9 HR 2B 1-3		x 0-0 ① 1-3 1-2		x 0-0 ① F8	x 0-0 ③ 3-1	3	1	1	0	0	0	1
										2	0	0	0	0	0	1
Mike Marshall, R (1, 9) OBP: 0.346, SLG: 0.431		x 0-0 ③ 5-3		x 0-0 ② SF9 2-3 3-H		x 0-0 ② 4-3 2-3		x 0-0 4-3 1B		3	0	1	1	0	0	1
Greg Brock, L (1, 3) OBP: 0.322, SLG: 0.409			S S S 0-3 ① K	x 0-0 HR 3-H		4-0 2B IBB		x 0-0 ② 4-3 1-2		3	2	1	2	1	1	1
Steve Yeager, R (1, 2) OBP: 0.268, SLG: 0.415			x 0-0 SH3-4 1B	x 0-0 ③ F7		x 0-0 1B 2B 1-H 3-H		4-0 IBB		3	0	2	2	1	0	0
Burt Hooton, R (1, 1) OBP: 0.216, SLG: 0.208 Steve Howe, L (6, 1) OBP: 0.222, SLG: 0.125			x 0-0 ② SH3-4 1-2		x 0-0 6-3 SH2-3 1B	S S S 0-3 ③ K		x 0-0 ③ F8		2	0	1	0	0	1	1
										1	0	0	0	0	0	2

TOP

Los Angeles Dodgers @ New York Mets

Shea Stadium, Flushing, NY

Mon Aug 29 1983, 7:05 PM EDT

Att. 22,452 - Unknown

livebaseballscorecards.com

AB	35
R	7
H	12
RBI	7
BB	3
SO	4
LOB	13

Inning Stats	1	2	3	4	5	6	7	8	9	1B: 8 SF: 1	WP: 0 PA: 41
R:	0	0	0	4	0	2	0	0	1	2B: 3 SAC: 2	PB: 0
E:	0	0	0	0	0	0	0	0	0	3B: 0 DP: 0	SB: 2
K:	2	0	1	0	0	1	0	0	1	HR: 1 HBP: 0	CS: 0
S:	7	3	6	7	4	7	4	4	4		
H:	0	0	1	4	1	2	1	1	2		
LOB:	0	0	0	0	1	1	1	2	1		
BB:	0	0	0	0	0	1	0	1	1		
P:	7	3	6	7	4	11	4	8	8		

PITCHER		IP	WLS	BF	H	R	ER	SO	BB	IBB	HBP	BLK	WP	HR	S	P	ERA	WHIP
Walt Terrell, R ERA: 3.94	(1, 1)	6.0	L	27	8	6	6	4	0	1	0	0	0	1	34	38	9.00	1.333
Doug Sisk, R ERA: 2.42	(7, 1)	3.0		14	4	1	0	0	1	1	0	0	0	0	12	20	0.00	1.667

PITCHER	IP	WLS	BF	H	R	ER	SO	BB	IBB	HBP	BLK	WP	HR	S	P	ERA	WHIP

BOTTOM

Los Angeles Dodgers @ New York Mets

Shea Stadium, Flushing, NY

Mon Aug 29 1983, 7:05 PM EDT

Att. 22,452 - Unknown

livebaseballscorecards.com

Batter	1	2	3	4	5	6	7	8	9	AB	R	H	RBI	BB	SO	LOB
Mookie Wilson, S (1, 8) OBP: 0.299, SLG: 0.350	S S S 0-3 K ①		x 0-0 F8 ②		x 0-0 4-3 ③			x 0-0 4-3 ①		4	0	0	0	0	1	1
Hubie Brooks, R (1, 5) OBP: 0.305, SLG: 0.342	x 0-0 F8 ②		x 0-0 FC6 ③ 1-2f			H 1-0 2B SF8 HBP		x 0-0 1B		3	1	1	0	0	0	1
Keith Hernandez, L (1, 3) OBP: 0.385, SLG: 0.426	x 0-0 F7 ③			x 0-0 HR		x 0-0 SF8 SF8 1-3 2B		S S S 0-3 K ②		4	2	2	1	0	1	1
George Foster, R (1, 7) OBP: 0.294, SLG: 0.420		x 0-0 G1 ①		x 0-0 6-3 ①		x 0-0 SF8 ① 2-3 3-H		S S S 0-3 K ③		3	0	0	1	0	1	1
Darryl Strawberry, L (1, 9) OBP: 0.306, SLG: 0.479		S S S 0-3 K ②		x 0-0 F7 ②		x 0-0 SF8 ② 3-H			x 0-0 F7 ①	3	0	0	1	0	1	0
Ron Hodges, L (1, 2) OBP: 0.375, SLG: 0.285 Mark Bradley, R (6, PH) OBP: 0.295, SLG: 0.319 Doug Sisk, R (7, 1) OBP: 0.400, SLG: 0.400 Brian Giles, R (9, PH) OBP: 0.303, SLG: 0.284		x 0-0 1B		B B B 4-0 FC6-4 BB		x 0-0 F9 ③			x 0-0 F8 ②	1 1 0 1	0 0 0 0	1 0 0 0	0 0 0 0	1 0 0 0	0 0 0 0	0 0 0 0
Bob Bailor, R (1, 4) OBP: 0.288, SLG: 0.292		x 0-0 F7 ③		x 0-0 FC6-4 ③ 1-2f			x 0-0 6-3 ①		x 0-0 F9 ③	4	0	0	0	0	0	2
José Oquendo, S (1, 6) OBP: 0.276, SLG: 0.265			x 0-0 1-3 ①		x 0-0 F7 ①		x 0-0 F8 ②			3	0	0	0	0	0	0
Walt Terrell, L (1, 1) OBP: 0.250, SLG: 0.593 Junior Ortiz, R (7, 2) OBP: 0.237, SLG: 0.233			x 0-0 FC6 1B		x 0-0 F8 ②		x 0-0 6-3 ③			2 1	0 0	1 0	0 0	0 0	0 0	0 0
Inning Stats	R: 0 E: 0 K: 1 S: 5 H: 0 LOB: 0 BB: 0 P: 5	R: 0 E: 0 K: 1 S: 6 H: 1 LOB: 1 BB: 0 P: 6	R: 0 E: 0 K: 0 S: 4 H: 1 LOB: 1 BB: 0 P: 4	R: 1 E: 0 K: 0 S: 4 H: 1 LOB: 1 BB: 1 P: 8	R: 0 E: 0 K: 0 S: 3 H: 0 LOB: 0 BB: 0 P: 3	R: 2 E: 0 K: 0 S: 4 H: 1 LOB: 0 BB: 0 P: 5	R: 0 E: 0 K: 0 S: 3 H: 0 LOB: 0 BB: 0 P: 3	R: 0 E: 0 K: 2 S: 8 H: 1 LOB: 1 BB: 0 P: 8	R: 0 E: 0 K: 0 S: 3 H: 0 LOB: 0 BB: 0 P: 3	1B: 3 2B: 1 3B: 0 HR: 1	SF: 2 SAC: 0 DP: 0 HBP: 1						

AB	30
R	3
H	5
RBI	3
BB	1
SO	4
LOB	6

PITCHER		IP	WLS	BF	H	R	ER	SO	BB	IBB	HBP	BLK	WP	HR	S	P	ERA	WHIP
Burt Hooton, R ERA: 4.1	(1, 1)	5.0	W	21	4	3	3	2	1	0	1	0	0	1	23	28	5.40	1.000
Steve Howe, L ERA: 1.55	(6, 1)	4.0	S	13	1	0	0	2	0	0	0	0	0	0	17	17	0.00	0.250

PITCHER	IP	WLS	BF	H	R	ER	SO	BB	IBB	HBP	BLK	WP	HR	S	P	ERA	WHIP

Batter	1	2	3	4	5	6	7	8	9	AB	R	H	RBI	BB	SO	LOB
Steve Sax, R (1, 4) OBP: 0.344, SLG: 0.354	5-3		FC4-6 FC5-4 1-2f		5-3		E6 1B		S 1B	5	0	2	0	0	0	1
Bill Russell, R (1, 6) OBP: 0.319, SLG: 0.311	P6		FC5-4 1-2f		P4		5-3		5-3 1-2	5	0	0	0	0	0	3
Dusty Baker Jr., R (1, 7) OBP: 0.352, SLG: 0.401	5-3			1B SF8 1B		1B 1B		E5 BB		4	1	2	0	0	0	0
Derrel Thomas, S (8, PR) OBP: 0.353, SLG: 0.340 (8, 8)										0	0	0	0	0	0	0
Pedro Guerrero, R (1, 5) OBP: 0.363, SLG: 0.522		F8 FC5-2-1 2B		F7		1-2 1B		K		4	0	2	0	0	1	2
Ken Landreaux, L (1, 8) OBP: 0.339, SLG: 0.485 (8, 7)		F8 2-3		2B E 1-3 1B		F7		K		4	1	1	0	0	1	4
Mike Marshall, R (1, 9) OBP: 0.345, SLG: 0.429 (8, 3)		FC5-2-1 3-H		SF8 3-H		F8		BB 1-2		2	0	0	1	1	0	3
Greg Brock, L (1, 3) OBP: 0.322, SLG: 0.411		P4		E6 2B 1-H		3-1		K		3	0	1	0	0	0	3
Jose Morales, R (8, PH) OBP: 0.316, SLG: 0.514										1	0	0	0	0	1	2
Candy Maldonado, R (8, 9) OBP: 0.255, SLG: 0.314										0	0	0	0	0	0	0
Jack Fimple, R (1, 2) OBP: 0.272, SLG: 0.352			FC1-6 BB	L8			5-3		F9	3	0	0	0	1	0	1
Alejandro Pena, R (1, 1) OBP: 0.109, SLG: 0.174			FC1-6 FC4-6 1-2f		5-3		P3		6-3	3	0	0	0	0	0	1
Tom Niedenfuer, R (7, 1)										0	0	0	0	0	0	0
Steve Yeager, R (9, PH) OBP: 0.267, SLG: 0.414										1	0	0	0	0	0	0
Inning Stats	R: 0 E: 0 K: 0 S: 3 H: 0 LOB: 0 BB: 0 P: 3	R: 0 E: 0 K: 0 S: 4 H: 1 LOB: 1 BB: 0 P: 4	R: 0 E: 0 K: 0 S: 3 H: 0 LOB: 1 BB: 1 P: 7	R: 2 E: 1 K: 0 S: 6 H: 3 LOB: 1 BB: 0 P: 6	R: 0 E: 0 K: 0 S: 3 H: 0 LOB: 0 BB: 0 P: 3	R: 0 E: 0 K: 0 S: 5 H: 2 LOB: 2 BB: 0 P: 5	R: 0 E: 1 K: 0 S: 4 H: 1 LOB: 1 BB: 0 P: 4	R: 0 E: 1 K: 3 S: 10 H: 0 LOB: 2 BB: 1 P: 14	R: 0 E: 0 K: 0 S: 4 H: 1 LOB: 1 BB: 0 P: 4	1B: 6 2B: 2 3B: 0 HR: 0 SF: 1 SAC: 0 DP: 0 HBP: 0	WP: 0 PB: 0 SB: 1 CS: 0 PA: 38					

PITCHER		IP	WLS	BF	H	R	ER	SO	BB	IBB	HBP	BLK	WP	HR	S	P	ERA	WHIP
Ed Lynch, R ERA: 3.65	(1, 1)	7.0		29	7	2	1	0	1	0	0	0	0	0	28	32	1.29	1.143
Jesse Orosco, L ERA: 1.19	(8, 1)	2.0	W	9	1	0	0	3	1	0	0	0	0	0	14	18	0.00	1.000

PITCHER	IP	WLS	BF	H	R	ER	SO	BB	IBB	HBP	BLK	WP	HR	S	P	ERA	WHIP

TOP

Los Angeles Dodgers @ New York Mets

Shea Stadium, Flushing, NY

Tue Aug 30 1983, 7:05 PM EDT

Unknown

livebaseballscorecards.com

AB	35
R	2
H	8
RBI	1
BB	2
SO	3
LOB	20

Batter	1	2	3	4	5	6	7	8	9	AB	R	H	RBI	BB	SO	LOB
Mookie Wilson, S (1, 8) OBP: 0.298, SLG: 0.349	F8		1B			F7	4-3			4	0	1	0	0	0	3
Hubie Brooks, R (1, 5) OBP: 0.304, SLG: 0.341	F8		F8			6-3		G6-3, 1B, 1B		4	1	1	0	0	0	1
Keith Hernandez, L (1, 3) OBP: 0.385, SLG: 0.432	E3			HR		K		1-2, G6-3, 1B		4	1	2	1	0	1	0
George Foster, R (1, 7) OBP: 0.296, SLG: 0.421	K			7-4, 1B			BB, 1B, 1B	G6-3, 1-2f, 2-3		4	1	2	0	0	1	3
Darryl Strawberry, L (1, 9) OBP: 0.306, SLG: 0.475		P6		7-4, 1-2f			F8	4-0, 1B, IBB		3	0	0	0	1	0	2
Ron Hodges, L (1, 2) OBP: 0.377, SLG: 0.286		4-3		F7			B, B, B, 4-0, 1B, 1-2, BB	1-2, 3-H, 1B		3	0	1	1	1	0	0
Bob Bailor, R (1, 4) (8, 6) OBP: 0.288, SLG: 0.292	4-3		K				1-3, 2-H, IBB, 1B	F3		4	0	1	1	0	1	2
José Oquendo, S (1, 6) OBP: 0.274, SLG: 0.263			6-3	F9			4-0, 1-2, IBB			2	0	0	0	0	0	0
Danny Heep, L (7, PH) OBP: 0.322, SLG: 0.398										0	0	0	0	1	0	0
Brian Giles, R (8, 4) OBP: 0.303, SLG: 0.284										0	0	0	0	0	0	0
Ed Lynch, R (1, 1) OBP: 0.191, SLG: 0.174			K	F9			P3			2	0	0	0	0	1	0
Rusty Staub, L (7, PH) OBP: 0.384, SLG: 0.412										1	0	0	0	0	0	3
Jesse Orosco, R (8, 1) OBP: 0.308, SLG: 0.333										0	0	0	0	0	0	0
Inning Stats	R: 0 E: 1 K: 1 S: 6 H: 0 LOB: 1 BB: 0 P: 6	R: 0 E: 0 K: 0 S: 3 H: 0 LOB: 0 BB: 0 P: 3	R: 0 E: 0 K: 1 S: 6 H: 1 LOB: 1 BB: 0 P: 6	R: 1 E: 0 K: 0 S: 4 H: 2 LOB: 0 BB: 0 P: 4	R: 0 E: 0 K: 1 S: 5 H: 0 LOB: 0 BB: 0 P: 5	R: 0 E: 0 K: 1 S: 5 H: 0 LOB: 0 BB: 0 P: 5	R: 1 E: 0 K: 0 S: 5 H: 2 LOB: 3 BB: 2 P: 13	R: 1 E: 0 K: 0 S: 5 H: 3 LOB: 2 BB: 1 P: 9		1B: 7 2B: 1 3B: 0 HR: 1 SF: 0 SAC: 0 DP: 2 HBP: 0				WP: 0 PB: 0 SB: 0 CS: 0 PA: 34	

PITCHER		IP	WLS	BF	H	R	ER	SO	BB	IBB	HBP	BLK	WP	HR	S	P	ERA	WHIP
Alejandro Pena, R ERA: 2.4	(1, 1)	6.1		24	4	2	2	4	1	0	0	0	0	1	31	35	2.84	0.789
Tom Niedenfuer, R ERA: 1.51	(7, 1)	1.2	L	10	4	1	1	0	0	2	0	0	0	0	8	16	5.40	2.400

PITCHER	IP	WLS	BF	H	R	ER	SO	BB	IBB	HBP	BLK	WP	HR	S	P	ERA	WHIP

BOTTOM

Los Angeles Dodgers @ New York Mets

Shea Stadium, Flushing, NY

Tue Aug 30 1983, 7:05 PM EDT

Unknown

livebaseballscorecards.com

AB	31
R	3
H	8
RBI	3
BB	3
SO	4
LOB	14

Batter	1	2	3	4	5	6	7	8	9	AB	R	H	RBI	BB	SO	LOB
Steve Sax, R (1, 4) OBP: 0.343, SLG: 0.352	B B B B 4-0 2B BB	x 0-0 ③ F8			x 0-0 ② FC5-4 1-2f			x 0-0 ① L9		3	1	0	0	1	0	1
Dave Anderson, R (1, 6) OBP: 0.208, SLG: 0.242	x 0-0 ① P4		S S S 0-3 ① K		x 0-0 ③ 4-3			x 0-0 ② 3-1		4	0	0	0	0	1	2
Dusty Baker Jr., R (1, 7) OBP: 0.349, SLG: 0.398	S S S 0-3 ② K		x 0-0 ② P3			x 0-0 ① 6-3		x 0-0 ③ 6-3		4	0	0	0	0	1	1
Pedro Guerrero, R (1, 5) OBP: 0.364, SLG: 0.524	x 0-0 1-H 1B 2B		x 0-0 ③ 6-3			x 0-0 G3 1B			x 0-0 ① F8	4	1	2	1	0	0	0
Greg Brock, L (1, 3) OBP: 0.324, SLG: 0.412	x 0-0 2-H 1B 1B			x 0-0 ① 3-1		x 0-0 ② G3 1-2			x 0-0 G4-6-3 1B	4	0	2	1	0	0	1
Mike Marshall, R (1, 9) OBP: 0.344, SLG: 0.427 Tom Niedenfuer, R (9, 1)	x 0-0 1-2 1B			x 0-0 ② 5-3		x 0-0 ③ F8			x 0-0 ② ③ G4-6-3 1-2f	4 0	0 0	1 0	0 0	0 0	0 0	2 0
Steve Yeager, R (1, 2) OBP: 0.265, SLG: 0.409	x 0-0 ③ 1-3			x 0-0 ③ F8			x 0-0 ① L5			3	0	0	0	0	0	2
Derrel Thomas, S (1, 8) OBP: 0.347, SLG: 0.333		S S S 0-3 ① K			x 0-0 ① 6-3		x 0-0 ② 4-3			3	0	0	0	0	1	0
Pat Zachry, R (1, 1) OBP: 0.500, SLG: 0.500 Rafael Landestoy, S (7, PH) OBP: 0.224, SLG: 0.236 Jerry Reuss, L (7, 1) OBP: 0.268, SLG: 0.259 Steve Howe, L (8, 1) OBP: 0.222, SLG: 0.125 Ken Landreaux, L (9, 9) OBP: 0.339, SLG: 0.485		x 0-0 ② 4-3			x 0-0 FC5-4 1B		x 0-0 ③ F9			2 1 0 0 0	0 0 0 0 0	1 0 0 0 0	0 0 0 0 0	0 0 0 0 0	0 0 0 0 0	0 0 0 0 0
Inning Stats	R: 2 E: 0 K: 1 S: 8 H: 3 LOB: 2 BB: 1 P: 12	R: 0 E: 0 K: 1 S: 5 H: 0 LOB: 0 BB: 0 P: 5	R: 0 E: 0 K: 1 S: 5 H: 0 LOB: 0 BB: 0 P: 5	R: 0 E: 0 K: 0 S: 3 H: 0 LOB: 0 BB: 0 P: 3	R: 0 E: 0 K: 0 S: 4 H: 1 LOB: 1 BB: 0 P: 4	R: 0 E: 0 K: 0 S: 4 H: 1 LOB: 1 BB: 0 P: 4	R: 0 E: 0 K: 0 S: 3 H: 0 LOB: 0 BB: 0 P: 3	R: 0 E: 0 K: 0 S: 3 H: 0 LOB: 0 BB: 0 P: 3	R: 0 E: 0 K: 0 S: 3 H: 1 LOB: 0 BB: 0 P: 3	1B: 5 2B: 1 3B: 0 HR: 0 SF: 0 SAC: 0 DP: 1 HBP: 0						

TOP

Los Angeles Dodgers @ New York Mets

Shea Stadium, Flushing, NY

Tue Aug 30 1983, 7:05 PM EDT

Att. 20,704 - Unknown

livebaseballscorecards.com

AB	32
R	2
H	6
RBI	2
BB	1
SO	3
LOB	9

WP: 0 PB: 0 SB: 0 CS: 0 PA: 33

PITCHER		IP	WLS	BF	H	R	ER	SO	BB	IBB	HBP	BLK	WP	HR	S	P	ERA	WHIP
Scott Holman, R ERA: 3.83	(1, 1)	7.0	L	27	5	2	2	3	1	0	0	0	0	0	32	36	2.57	0.857
Doug Sisk, R ERA: 2.36	(8, 1)	2.0		6	1	0	0	0	0	0	0	0	0	0	6	6	0.00	0.500

PITCHER		IP	WLS	BF	H	R	ER	SO	BB	IBB	HBP	BLK	WP	HR	S	P	ERA	WHIP

Batter	1	2	3	4	5	6	7	8	9	AB	R	H	RBI	BB	SO	LOB
Mookie Wilson, S (1, 8) OBP: 0.299, SLG: 0.350	F6		CS 1B		3-1		L3		1-2 2-H 1B	5	0	2	1	0	0	1
Hubie Brooks, R (1, 5) OBP: 0.303, SLG: 0.338	F8		F9 1-2		BB			K	F8	4	0	0	0	1	1	3
Keith Hernandez, L (1, 3) OBP: 0.388, SLG: 0.433	BB		CS 1B		BB 1-2			F8		2	0	1	0	2	0	0
George Foster, R (1, 7) OBP: 0.296, SLG: 0.419	K		CS 1-2	F8	F8			1B		4	0	1	0	0	1	4
Darryl Strawberry, L (1, 9) OBP: 0.306, SLG: 0.475 Danny Heep, L (2, 9) OBP: 0.325, SLG: 0.400		K		1B		G6-3 1B		4-3		0 4	0 0	0 2	0 0	0 0	0 1	0 1
Bob Bailor, R (1, 6) OBP: 0.287, SLG: 0.291		K		K		G6-3 1-2f			1B 1B 1B	4	1	1	0	0	2	2
Brian Giles, R (1, 4) OBP: 0.303, SLG: 0.282 Dave Kingman, R (9, PH) OBP: 0.268, SLG: 0.393		BB 1B		K		5-3			K	2 1	0 0	0 0	0 0	1 0	1 1	1 1
Junior Ortiz, R (1, 2) OBP: 0.252, SLG: 0.248 José Oquendo, S (9, PR) OBP: 0.274, SLG: 0.263		1-2 1B			3-1 SH5-4 1B		K		1-2 1B	4 0	0 0	3 0	0 0	0 0	1 0	0 0
Scott Holman, R (1, 1) OBP: 0.250, SLG: 0.250 Mark Bradley, R (7, PH) OBP: 0.292, SLG: 0.316 Doug Sisk, R (8, 1) OBP: 0.400, SLG: 0.400 Rusty Staub, L (9, PH) OBP: 0.381, SLG: 0.408		K			SH5-4 1-2		F8		F7	1 1 0 1	0 0 0 0	0 0 0 0	0 0 0 0	0 0 0 0	1 0 0 0	2 0 0 2
Inning Stats	R: 0 E: 0 K: 1 S: 5 H: 0 LOB: 1 BB: 1 P: 9	R: 0 E: 0 K: 3 S: 10 H: 1 LOB: 2 BB: 1 P: 14	R: 0 E: 0 K: 0 S: 3 H: 2 LOB: 0 BB: 0 P: 3	R: 0 E: 0 K: 2 S: 8 H: 1 LOB: 1 BB: 0 P: 8	R: 0 E: 0 K: 0 S: 4 H: 1 LOB: 3 BB: 2 P: 12	R: 0 E: 0 K: 0 S: 3 H: 1 LOB: 0 BB: 0 P: 3	R: 0 E: 0 K: 1 S: 5 H: 0 LOB: 0 BB: 0 P: 5	R: 0 E: 0 K: 1 S: 6 H: 1 LOB: 1 BB: 0 P: 6	R: 1 E: 0 K: 1 S: 8 H: 3 LOB: 2 BB: 0 P: 8	1B: 10 2B: 0 3B: 0 HR: 0	SF: 0 SAC: 1 DP: 1 HBP: 0						

PITCHER	IP	WLS	BF	H	R	ER	SO	BB	IBB	HBP	BLK	WP	HR	S	P	ERA	WHIP
Pat Zachry, R (1, 1) ERA: 1.72	6.0	W	25	6	0	0	6	4	0	0	0	0	0	33	49	0.00	1.667
Jerry Reuss, L (7, 1) ERA: 3.12	1.0		3	0	0	0	1	0	0	0	0	0	0	5	5	0.00	0.000
Steve Howe, L (8, 1) ERA: 1.66	1.2		9	4	1	1	2	0	0	0	0	0	0	13	13	5.40	2.400
Tom Niedenfuer, R (9, 1) ERA: 1.51	0.1	S	1	0	0	0	0	0	0	0	0	0	0	1	1	0.00	0.000

PITCHER	IP	WLS	BF	H	R	ER	SO	BB	IBB	HBP	BLK	WP	HR	S	P	ERA	WHIP

BOTTOM

Los Angeles Dodgers @ New York Mets

Shea Stadium, Flushing, NY

Tue Aug 30 1983, 7:05 PM EDT

Att. 20,704 - Unknown

livebaseballscorecards.com

AB	33
R	1
H	10
RBI	1
BB	4
SO	9
LOB	17

WP: 0 PB: 0 SB: 0 CS: 2 PA: 39

Batter	1	2	3	4	5	6	7	8	9	AB	R	H	RBI	BB	SO	LOB
Steve Sax, R (1, 4) OBP: 0.344, SLG: 0.353	0-0 1B 4-3 1B		0-0 ① G3		0-0 ① F9		0-0 1B			4	1	2	0	0	0	0
Bill Russell, R (1, 6) OBP: 0.320, SLG: 0.311	0-0 4-3 1-3 1B		4-0 BBBBB CS BB		0-0 ② 5-3		0-0 ③ P6			3	0	1	0	1	0	1
Dave Anderson, R (8, 6) OBP: 0.208, SLG: 0.242										0	0	0	0	0	0	0
Dusty Baker Jr., R (1, 7) OBP: 0.348, SLG: 0.396	0-0 ① 4-3 1-2 3-H		0-0 ② 1-2 1B		0-0 ③ F8			0-0 ① P4		4	0	1	1	0	0	1
Candy Maldonado, R (8, 7) OBP: 0.255, SLG: 0.314										0	0	0	0	0	0	0
Pedro Guerrero, R (1, 5) OBP: 0.363, SLG: 0.524	0-0 ② L3		0-3 ③ SSS K			0-0 ① F7		0-0 G3 2B		4	0	1	0	0	1	2
Derrel Thomas, S (8, 5) OBP: 0.347, SLG: 0.333										0	0	0	0	0	0	0
Ken Landreaux, L (1, 8) OBP: 0.336, SLG: 0.480	0-0 ③ F9			0-0 ① F7		0-0 ② P6		0-0 ② G3 2-3		4	0	0	0	0	0	2
Mike Marshall, R (1, 9) OBP: 0.346, SLG: 0.428		0-0 ① 5-3		0-0 BB 1B		0-0 1B		0-0 ③ F9		4	0	2	0	0	0	1
Greg Brock, L (1, 3) OBP: 0.323, SLG: 0.408		0-0 ② F7		BBBB 4-0 1-2 BB		0-0 ③ F8			0-0 ① F9	3	0	0	0	1	0	1
Steve Yeager, R (1, 2) OBP: 0.265, SLG: 0.409	0-0 1B		0-0 ② P5				SSS 0-3 ① K		SSS 0-3 ② K	3	0	1	0	0	1	2
Jose Morales, R (9, PH) OBP: 0.308, SLG: 0.500										1	0	0	0	0	1	0
Fernando Valenzuela, L (1, 1) OBP: 0.225, SLG: 0.295	SSS 0-3 ③ K		SSS 0-3 ③ K				0-0 ② F7		SSS 0-3 ③ K	2	0	0	0	0	2	3
Rafael Landestoy, S (7, PH) OBP: 0.220, SLG: 0.232										1	0	0	0	0	0	0
Joe Beckwith, L (7, 1)										0	0	0	0	0	0	0
Rick Monday, L (9, PH) OBP: 0.381, SLG: 0.439										1	0	0	0	0	1	0
Inning Stats	R: 1 E: 0 K: 0 S: 5 H: 2 LOB: 1 BB: 0 P: 5	R: 0 E: 0 K: 1 S: 6 H: 1 LOB: 1 BB: 0 P: 6	R: 0 E: 0 K: 1 S: 5 H: 1 LOB: 1 BB: 1 P: 9	R: 0 E: 0 K: 1 S: 6 H: 1 LOB: 2 BB: 1 P: 10	R: 0 E: 0 K: 0 S: 3 H: 0 LOB: 0 BB: 0 P: 3	R: 0 E: 0 K: 0 S: 4 H: 1 LOB: 1 BB: 0 P: 4	R: 0 E: 0 K: 1 S: 6 H: 1 LOB: 1 BB: 0 P: 6	R: 0 E: 0 K: 0 S: 4 H: 1 LOB: 1 BB: 0 P: 4	R: 0 E: 0 K: 2 S: 7 H: 0 LOB: 0 BB: 0 P: 7	1B: 7 2B: 1 3B: 0 HR: 0	SF: 0 SAC: 0 DP: 0 HBP: 0						

PITCHER		IP	W/L/S	BF	H	R	ER	SO	BB	IBB	HBP	BLK	WP	HR	S	P	ERA	WHIP
Mike Torrez, R ERA: 3.94	(1, 1)	9.0	W	36	8	1	1	6	2	0	0	0	0	0	46	54	1.00	1.111

PITCHER		IP	W/L/S	BF	H	R	ER	SO	BB	IBB	HBP	BLK	WP	HR	S	P	ERA	WHIP

TOP

Los Angeles Dodgers @ New York Mets

Shea Stadium, Flushing, NY

Wed Aug 31 1983, 7:05 PM EDT

Att. 13,187 - Unknown

livebaseballscorecards.com

AB	34
R	1
H	8
RBI	1
BB	2
SO	6
LOB	13

WP: 0 PB: 0 SB: 0 CS: 1 PA: 36

BOTTOM

Los Angeles Dodgers @ New York Mets

Shea Stadium, Flushing, NY

Wed Aug 31 1983, 7:05 PM EDT

Att. 13,187 - Unknown

livebaseballscorecards.com

Batter	1	2	3	4	5	6	7	8	9	AB	R	H	RBI	BB	SO	LOB
Mookie Wilson, S (1, 8) OBP: 0.300, SLG: 0.356	0-0 ① 1-3		0-0 BB 1B	0-0 1-H 3-H HR		0-3 ① K		0-3 ② K		5	1	2	3	0	2	2
Hubie Brooks, R (1, 5) OBP: 0.302, SLG: 0.335	0-0 ② 6-3		4-0 1-2 BB	0-0 ③ F8		0-3 ② K		0-0 ③ F8		4	0	0	0	1	1	2
Keith Hernandez, L (1, 3) OBP: 0.389, SLG: 0.434	4-0 BB		0-0 ③ L6		0-0 ① F7	0-0 1-3 3-H 2B				3	0	1	1	1	0	2
George Foster, R (1, 7) OBP: 0.295, SLG: 0.418	0-3 ③ K			0-0 ① 5-3	0-0 1B 2B 1B	0-0 ③ P3				4	1	1	0	0	1	3
Mark Bradley, R (1, 9) OBP: 0.291, SLG: 0.343		0-3 ① K		0-0 IHR	0-3 ② K		0-0 ① F9			4	1	1	1	0	2	1
Bob Bailor, R (1, 4) OBP: 0.290, SLG: 0.294		0-0 ② 5-3		0-0 S 1B 1B	0-0 1-2 2B 1B		0-0 ② 6-3			4	1	2	0	0	0	0
Junior Ortiz, R (1, 2) OBP: 0.259, SLG: 0.263		0-0 ③ 1-3		0-3 ② K 1-2	0-0 ③ 1-H 2-H 2B		0-0 1B			4	0	2	1	0	1	1
José Oquendo, S (1, 6) OBP: 0.277, SLG: 0.261			0-0 ① P4	4-0 1B HR IBB		4-0 SH 2B BB	0-0 ③ F7			2	2	0	0	2	0	1
Mike Torrez, R (1, 1) OBP: 0.070, SLG: 0.054			0-3 ② K	0-0 1-3 2-H HR 1B		0-0 SH 2B 1-3		0-0 ① 6-3		3	1	1	1	0	1	0

	AB	33
	R	7
	H	10
	RBI	7
	BB	4
	SO	8
	LOB	12

Inning Stats	1	2	3	4	5	6	7	8	9
	R: 0 H: 0 E: 0 LOB: 1 K: 1 BB: 1 S: 5 P: 9	R: 0 H: 0 E: 0 LOB: 0 K: 1 BB: 0 S: 5 P: 5	R: 0 H: 1 E: 0 LOB: 2 K: 1 BB: 1 S: 6 P: 10	R: 5 H: 4 E: 0 LOB: 0 K: 1 BB: 1 S: 9 P: 13	R: 1 H: 3 E: 0 LOB: 2 K: 1 BB: 0 S: 7 P: 7	R: 1 H: 1 E: 1 LOB: 2 K: 2 BB: 1 S: 9 P: 13	R: 0 H: 1 E: 0 LOB: 1 K: 0 BB: 0 S: 4 P: 4	R: 0 H: 0 E: 0 LOB: 0 K: 1 BB: 0 S: 5 P: 5	

	1B: 6	SF: 0	WP: 0	PA: 38
	2B: 2	SAC: 1	PB: 0	
	3B: 0	DP: 0	SB: 1	
	HR: 2	HBP: 0	CS: 0	

PITCHER		IP	WLS	BF	H	R	ER	SO	BB	IBB	HBP	BLK	WP	HR	S	P	ERA	WHIP
Fernando Valenzuela, L ERA: 3.88	(1, 1)	6.0	L	31	9	7	6	7	3	1	0	0	0	1	41	57	9.00	2.000
Joe Beckwith, R ERA: 3.75	(7, 1)	2.0		7	1	0	0	1	0	0	0	0	0	0	9	9	0.00	0.500

PITCHER	IP	WLS	BF	H	R	ER	SO	BB	IBB	HBP	BLK	WP	HR	S	P	ERA	WHIP

San Diego Padres @ New York Mets

Shea Stadium, Flushing, NY

Fri Sep 02 1983, 7:05 PM EDT

Att. 9,624 - Unknown

TOP

Batter	1	2	3	4	5	6	7	8	9	AB	R	H	RBI	BB	SO	LOB
Bobby Brown, S (1, 7) OBP: 0.355, SLG: 0.460	F8		BBB S BB		F7		F8		F9	4	0	0	0	1	0	0
Alan Wiggins, S (1, 3) OBP: 0.369, SLG: 0.343	1B 1B		L8 1-2		5-3			E 1B 1B	5-3	5	1	2	0	0	0	1
Tony Gwynn, L (1, 9) OBP: 0.339, SLG: 0.357	G3-6-1 1-2 1B		BBBB FC6-4 BB			HR 2B		L5 1-2		3	1	2	0	1	0	1
Terry Kennedy, L (1, 2) OBP: 0.344, SLG: 0.422	G3-6-1 1-2f		FC6-4 1-2f			2-H HR		E 1B 2-H 1B		4	1	2	3	0	0	4
Ruppert Jones, L (1, 8) OBP: 0.312, SLG: 0.391		L7		BBBB FC6-4 BB		1-3		E 1-2 1B		3	0	1	0	1	0	0
Garry Templeton, S (1, 6) OBP: 0.289, SLG: 0.331		1B		FC6-4 1B 1-2f		3-1		E5 FC5-4 1-2 2-3		4	0	1	0	0	0	3
Luis Salazar, R (1, 5) OBP: 0.285, SLG: 0.386		K		G5-4-3 1-2 1B		K		K		4	0	1	0	0	3	4
Juan Bonilla, R (1, 4) OBP: 0.309, SLG: 0.307		L6		G5-4-3 1-2f			6-3	FC5-4 1-2f		4	0	0	0	0	0	6
Eric Show, R (1, 1) OBP: 0.213, SLG: 0.203			L4		F6		K		K	2	0	0	0	0	0	0
Mario Ramirez, R (7, PH) OBP: 0.336, SLG: 0.320										1	0	0	0	0	1	0
Sid Monge, S (7, 1) OBP: 0.143, SLG: 0.143										0	0	0	0	0	0	0
Elias Sosa, R (7, 1) OBP: 0.143, SLG: 0.143										0	0	0	0	0	0	0
Kurt Bevacqua, R (9, PH) OBP: 0.358, SLG: 0.364										1	0	0	0	0	1	0

livebaseballscorecards.com

AB	35
R	3
H	9
RBI	3
BB	3
SO	5
LOB	19

Inning Stats	1	2	3	4	5	6	7	8	9
	R: 0 E: 0 K: 0 S: 4 H: 2 LOB: 1 BB: 0 P: 4	R: 0 E: 0 K: 1 S: 6 H: 1 LOB: 1 BB: 0 P: 6	R: 0 E: 0 K: 0 S: 3 H: 0 LOB: 2 BB: 2 P: 11	R: 0 E: 0 K: 0 S: 3 H: 1 LOB: 1 BB: 1 P: 7	R: 0 E: 0 K: 0 S: 3 H: 0 LOB: 0 BB: 0 P: 3	R: 2 E: 0 K: 1 S: 7 H: 2 LOB: 0 BB: 0 P: 7	R: 0 E: 0 K: 1 S: 5 H: 0 LOB: 0 BB: 0 P: 5	R: 1 E: 2 K: 1 S: 9 H: 3 LOB: 3 BB: 0 P: 9	R: 0 E: 0 K: 1 S: 5 H: 0 LOB: 0 BB: 0 P: 5

1B: 7	SF: 0	WP: 0	PA: 38
2B: 1	SAC: 0	PB: 0	
3B: 0	DP: 2	SB: 1	
HR: 1	HBP: 0	CS: 0	

PITCHER		IP	WLS	BF	H	R	ER	SO	BB	IBB	HBP	BLK	WP	HR	S	P	ERA	WHIP
Walt Terrell, R ERA: 3.84	(1, 1)	7.0	W	28	6	2	2	3	3	0	0	0	0	1	31	43	2.57	1.286
Jesse Orosco, L ERA: 1.26	(8, 1)	2.0		10	3	1	1	2	0	0	0	0	0	0	14	14	4.50	1.500

PITCHER	IP	WLS	BF	H	R	ER	SO	BB	IBB	HBP	BLK	WP	HR	S	P	ERA	WHIP

BOTTOM

San Diego Padres @ New York Mets

Shea Stadium, Flushing, NY

Fri Sep 02 1983, 7:05 PM EDT

Att. 9,624 - Unknown

Batter	1	2	3	4	5	6	7	8	9	AB	R	H	RBI	BB	SO	LOB
Mookie Wilson, S (1, 8) OBP: 0.301, SLG: 0.358	F8	1-2 1B		K			4-3 HR 2B	K 2-3		5	1	2	0	0	2	2
Hubie Brooks, R (1, 5) OBP: 0.299, SLG: 0.332	K	F9			4-3		4-3 2-3	F9		5	0	0	0	0	1	4
Keith Hernandez, L (1, 3) OBP: 0.391, SLG: 0.436	BB		3B 1B		1B 1B		K			3	1	2	0	1	1	1
George Foster, R (1, 7) OBP: 0.295, SLG: 0.415	K		F4		F4		HR IBB			3	1	0	0	1	1	3
Darryl Strawberry, L (1, 9) OBP: 0.313, SLG: 0.494		CS BB	1-H SH1-3 3B		1-3 1B		1-H 3-H HR			3	2	3	4	1	0	0
Bob Bailor, R (1, 4) OBP: 0.294, SLG: 0.298		S 1-2 2B 1B	SH1-3 3-H		L4		S 1B			3	1	2	1	0	0	2
Jesse Orosco, R (8, 1) OBP: 0.308, SLG: 0.333										0	0	0	0	0	0	0
Junior Ortiz, R (1, 2) OBP: 0.252, SLG: 0.255		K 1-2	K			5-3	4-3 1-2			4	0	0	0	0	2	2
José Oquendo, S (1, 6) OBP: 0.280, SLG: 0.268		1B 2-H 2B		L8		6-3		K 1B 1B		4	1	2	1	0	0	0
Walt Terrell, L (1, 1) OBP: 0.258, SLG: 0.567		1B 2-H 1B		4-3		5-3		1-2 1B		3	0	1	1	0	0	0
Brian Giles, R (8, 4) OBP: 0.305, SLG: 0.284										1	0	1	0	0	0	0
Inning Stats	R: 0 E: 0 K: 2 S: 7 H: 0 LOB: 1 BB: 1 P: 11	R: 2 E: 0 K: 1 S: 8 H: 4 LOB: 2 BB: 1 P: 12	R: 2 E: 0 K: 1 S: 7 H: 2 LOB: 0 BB: 0 P: 7	R: 0 E: 0 K: 1 S: 5 H: 0 LOB: 0 BB: 0 P: 5	R: 0 E: 0 K: 0 S: 5 H: 2 LOB: 2 BB: 0 P: 5	R: 0 E: 0 K: 0 S: 3 H: 0 LOB: 0 BB: 0 P: 3	R: 3 E: 0 K: 1 S: 8 H: 3 LOB: 1 BB: 1 P: 12	R: 0 E: 0 K: 1 S: 6 H: 2 LOB: 1 BB: 0 P: 6		1B: 9 2B: 2 3B: 1 HR: 1	SF: 0 SAC: 1 DP: 0 HBP: 0						

PITCHER		IP	WLS	BF	H	R	ER	SO	BB	IBB	HBP	BLK	WP	HR	S	P	ERA	WHIP
Eric Show, R ERA: 3.83	(1, 1)	6.0	L	27	8	4	4	5	2	0	0	0	0	0	35	43	6.00	1.667
Sid Monge, L ERA: 4.26	(7, 1)	0.2		6	3	3	3	1	0	1	0	0	0	1	7	11	40.50	4.500
Elias Sosa, R ERA: 4.37	(7, 1)	1.1		5	2	0	0	1	0	0	0	0	0	0	7	7	0.00	1.500

PITCHER	IP	WLS	BF	H	R	ER	SO	BB	IBB	HBP	BLK	WP	HR	S	P	ERA	WHIP

AB	34
R	7
H	13
RBI	7
BB	3
SO	7
LOB	14

WP: 0 PB: 0 SB: 2 CS: 1 PA: 38

livebaseballscorecards.com

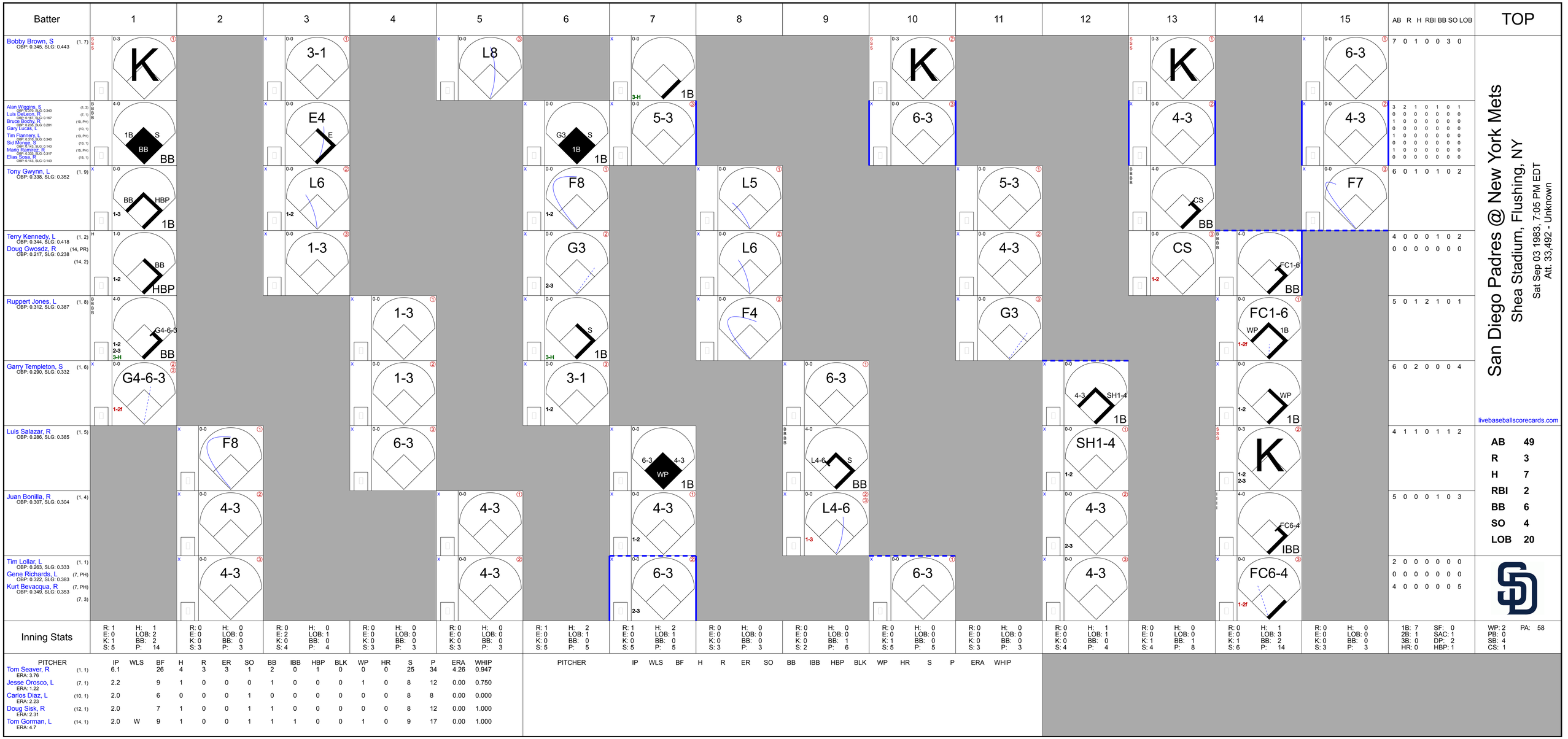
Batter
1
2
3
4
5
6
7
8
9
10
11
12
13
14
15
AB R H RBI BB SO LOB
TOP
Bobby Brown, S (1, 7) OBP: 0.345, SLG: 0.443
Alan Wiggins, S (1, 3) OBP: 0.320, SLG: 0.343
Luis DeLeon, R (7, 1) OBP: 0.167, SLG: 0.167
Bruce Bochy, R (10, PH) OBP: 0.235, SLG: 0.281
Gary Lucas, L (10, 1)
Tim Flannery, L (13, PH) OBP: 0.310, SLG: 0.340
Sid Monge, S (13, 1) OBP: 0.143, SLG: 0.143
Mario Ramirez, R (15, PH) OBP: 0.310, SLG: 0.317
Elias Sosa, R (15, 1) OBP: 0.143, SLG: 0.143
Tony Gwynn, L (1, 9) OBP: 0.338, SLG: 0.352
Terry Kennedy, L (1, 2) OBP: 0.344, SLG: 0.418
Doug Gwosdz, R (14, PR) OBP: 0.217, SLG: 0.238
(14, 2)
Ruppert Jones, L (1, 8) OBP: 0.312, SLG: 0.387
Garry Templeton, S (1, 6) OBP: 0.290, SLG: 0.332
Luis Salazar, R (1, 5) OBP: 0.286, SLG: 0.385
Juan Bonilla, R (1, 4) OBP: 0.307, SLG: 0.304
Tim Lollar, L (1, 1) OBP: 0.263, SLG: 0.333
Gene Richards, L (7, PH) OBP: 0.322, SLG: 0.383
Kurt Bevacqua, R (7, PH) OBP: 0.349, SLG: 0.353
(7, 3)
Inning Stats
PITCHER IP WLS BF H R ER SO BB IBB HBP BLK WP HR S P ERA WHIP
Tom Seaver, R (1, 1) ERA: 3.76 6.1 26 4 3 3 1 2 0 1 0 0 0 25 34 4.26 0.947
Jesse Orosco, L (7, 1) ERA: 1.22 2.2 9 1 0 0 0 1 0 0 0 1 0 8 12 0.00 0.750
Carlos Diaz, L (10, 1) ERA: 2.23 2.0 6 0 0 0 1 0 0 0 0 0 0 8 8 0.00 0.000
Doug Sisk, R (12, 1) ERA: 2.31 2.0 7 1 0 0 1 1 0 0 0 0 0 8 12 0.00 1.000
Tom Gorman, L (14, 1) ERA: 4.7 2.0 W 9 1 0 0 1 1 1 0 0 1 0 9 17 0.00 1.000
PITCHER IP WLS BF H R ER SO BB IBB HBP BLK WP HR S P ERA WHIP
1B: 7 SF: 0
2B: 1 SAC: 1
3B: 0 DP: 2
HR: 0 HBP: 1
WP: 2 PA: 58
PB: 0
SB: 4
CS: 1
San Diego Padres @ New York Mets
Shea Stadium, Flushing, NY
Sat Sep 03 1983, 7:05 PM EDT
Att. 33,492 - Unknown
livebaseballscorecards.com
AB 49
R 3
H 7
RBI 2
BB 6
SO 4
LOB 20

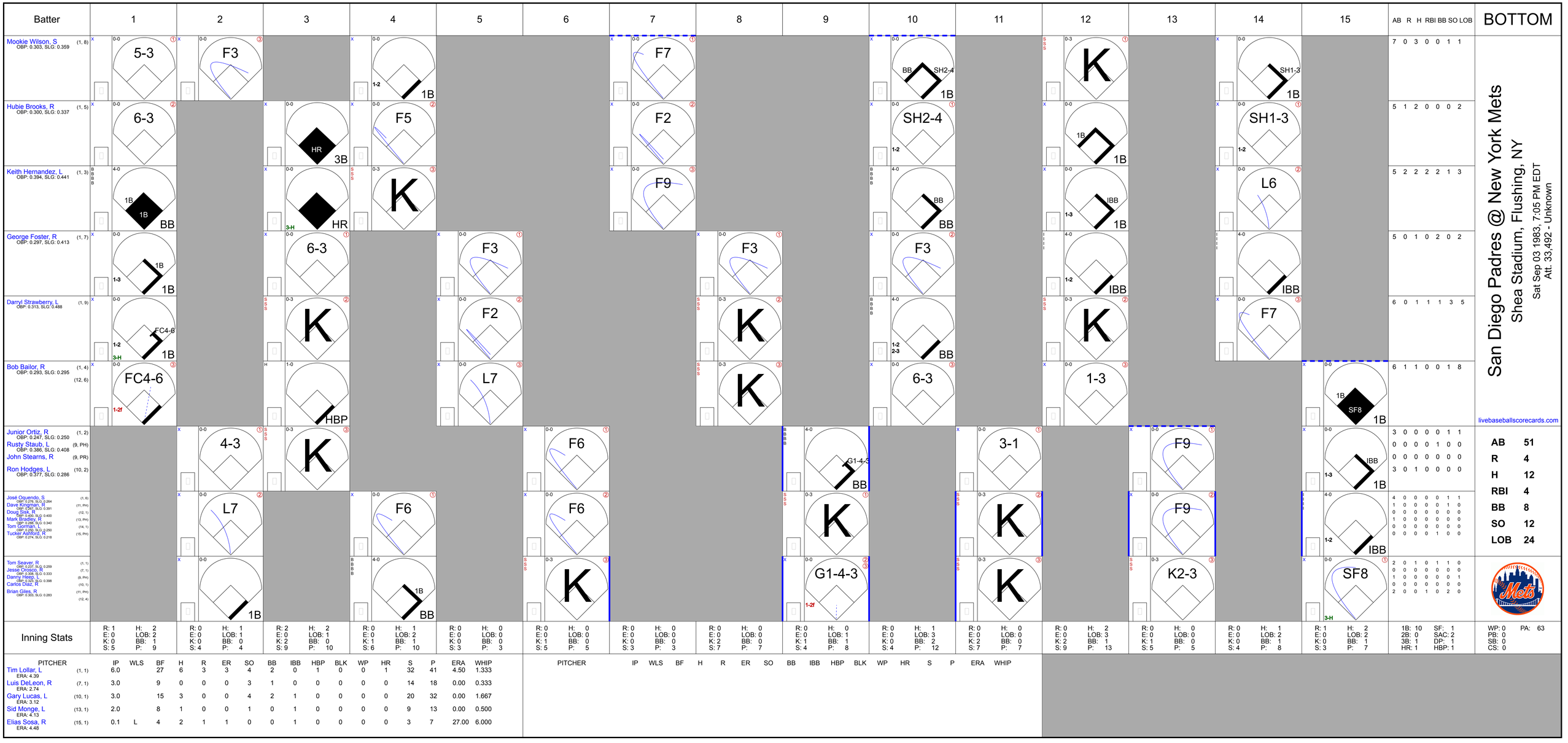
Batter
1
2
3
4
5
6
7
8
9
10
11
12
13
14
15
AB R H RBI BB SO LOB
BOTTOM
Mookie Wilson, S (1, 8)
OBP: 0.303, SLG: 0.359
5-3
F3
1-2
1B
F7
BB
SH2-4
1B
K
SH1-3
1B
7 0 3 0 0 1 1
Hubie Brooks, R (1, 5)
OBP: 0.300, SLG: 0.337
6-3
HR
3B
F5
F2
SH2-4
1-2
1B
1B
SH1-3
1-2
1B
5 1 2 0 0 0 2
Keith Hernandez, L (1, 3)
OBP: 0.394, SLG: 0.441
1B
1B
BB
3-H
HR
K
F9
BB
IBB
1-3
1B
L6
5 2 2 2 2 1 3
George Foster, R (1, 7)
OBP: 0.297, SLG: 0.413
1B
1-3
1B
6-3
F3
F3
F3
1-2
IBB
IBB
5 0 1 0 2 0 2
Darryl Strawberry, L (1, 9)
OBP: 0.313, SLG: 0.488
FC4-6
1-2
3-H
1B
K
F2
K
1-2
2-3
BB
K
F7
6 0 1 1 1 3 5
Bob Bailor, R (1, 4) (12, 6)
OBP: 0.293, SLG: 0.295
FC4-6
1-2f
HBP
L7
K
6-3
1-3
SF8
1B
6 1 1 0 0 1 8
Junior Ortiz, R (1, 2)
OBP: 0.247, SLG: 0.250
Rusty Staub, L (9, PH)
OBP: 0.386, SLG: 0.408
John Stearns, R (9, PR)
Ron Hodges, L (10, 2)
OBP: 0.377, SLG: 0.286
4-3
K
F6
G1-4-3
BB
3-1
F9
IBB
1-3
1B
3 0 0 0 0 1 1
0 0 0 0 0 1 0 0
0 0 0 0 0 0 0 0
3 0 1 0 0 0 0
José Oquendo, S (1, 6)
OBP: 0.278, SLG: 0.264
Dave Kingman, R (11, PH)
OBP: 0.306, SLG: 0.391
Doug Sisk, R (12, 1)
OBP: 0.250, SLG: 0.400
Mark Bradley, R (13, PH)
OBP: 0.286, SLG: 0.340
Tom Gorman, L (14, 1)
OBP: 0.250, SLG: 0.250
Tucker Ashford, R (15, PH)
OBP: 0.274, SLG: 0.218
L7
F6
F6
K
K
K
F9
F9
K
IBB
1-2
4 0 0 0 0 1 1
1 0 0 0 0 1 0 0
0 0 0 0 0 0 0 0
1 0 0 0 0 0 0 0
0 0 0 0 0 0 0 0
0 0 0 0 1 0 0
Tom Seaver, R (1, 1)
OBP: 0.237, SLG: 0.259
Jesse Orosco, R (7, 1)
OBP: 0.308, SLG: 0.333
Danny Heep, L (9, PH)
OBP: 0.333, SLG: 0.398
Carlos Diaz, R (10, 1)
Brian Giles, R (11, PH)
OBP: 0.303, SLG: 0.283
(12, 4)
1B
BB
K
G1-4-3
1-2f
K
K2-3
SF8
3-H
2 0 1 0 1 1 0
0 0 0 0 0 0 0
1 0 0 0 0 0 1
0 0 0 0 0 0 0
2 0 0 1 0 2 0
Inning Stats
R: 1 H: 2
E: 0 LOB: 2
K: 0 BB: 1
S: 5 P: 9
R: 0 H: 1
E: 0 LOB: 1
K: 0 BB: 0
S: 4 P: 4
R: 2 H: 2
K: 2 LOB: 1
S: 9 BB: 0
P: 10
R: 0 H: 2
E: 0 LOB: 1
K: 1 BB: 1
S: 6 P: 10
R: 0 H: 0
E: 0 LOB: 0
K: 0 BB: 0
S: 3 P: 3
R: 0 H: 0
E: 0 LOB: 0
K: 1 BB: 0
S: 5 P: 5
R: 0 H: 0
E: 0 LOB: 0
K: 0 BB: 0
S: 3 P: 3
R: 0 H: 0
E: 0 LOB: 0
K: 2 BB: 0
S: 7 P: 7
R: 0 H: 1
E: 0 LOB: 1
K: 1 BB: 1
S: 4 P: 8
R: 0 H: 1
E: 0 LOB: 3
K: 0 BB: 2
S: 4 P: 12
R: 0 H: 0
E: 0 LOB: 0
K: 2 BB: 0
S: 7 P: 7
R: 0 H: 2
E: 0 LOB: 3
K: 2 BB: 1
S: 9 P: 13
R: 0 H: 0
E: 0 LOB: 0
K: 1 BB: 0
S: 5 P: 5
R: 0 H: 1
E: 0 LOB: 2
K: 0 BB: 1
S: 4 P: 8
R: 1 H: 2
E: 0 LOB: 2
K: 0 BB: 1
S: 3 P: 7
1B: 10 SF: 1
2B: 0 SAC: 2
3B: 1 DP: 1
HR: 1 HBP: 1
WP: 0 PA: 63
PB: 0
SB: 0
CS: 0
PITCHER IP WLS BF H R ER SO BB IBB HBP BLK WP HR S P ERA WHIP
Tim Lollar, L (1, 1) ERA: 4.39 6.0 27 6 3 3 4 2 0 1 0 0 1 32 41 4.50 1.333
Luis DeLeon, R (7, 1) ERA: 2.74 3.0 9 0 0 0 3 1 0 0 0 0 0 14 18 0.00 0.333
Gary Lucas, L (10, 1) ERA: 3.12 3.0 15 3 0 0 4 2 1 0 0 0 0 20 32 0.00 1.667
Sid Monge, L (13, 1) ERA: 4.13 2.0 8 1 0 0 1 0 1 0 0 0 0 9 13 0.00 0.500
Elias Sosa, R (15, 1) ERA: 4.48 0.1 L 4 2 1 1 0 0 1 0 0 0 0 3 7 27.00 6.000
PITCHER IP WLS BF H R ER SO BB IBB HBP BLK WP HR S P ERA WHIP
San Diego Padres @ New York Mets
Shea Stadium, Flushing, NY
Sat Sep 03 1983, 7:05 PM EDT
Att. 33,492 - Unknown
livebaseballscorecards.com
AB 51
R 4
H 12
RBI 4
BB 8
SO 12
LOB 24

Batter	1	2	3	4	5	6	7	8	9	AB	R	H	RBI	BB	SO	LOB
Bobby Brown, S (1, 7) OBP: 0.336, SLG: 0.433	F7		4-3		SF9 2-3 3-H		F9		6-3	3	0	0	1	0	0	0
Kurt Bevacqua, R (9, PH) OBP: 0.346, SLG: 0.351										1	0	0	0	0	0	0
(9, 3)																
Alan Wiggins, S (1, 3) OBP: 0.367, SLG: 0.340	4-3		S S S K		4-3 1-2 3-H		F9			4	0	0	1	0	1	1
(9, 7)																
Tony Gwynn, L (1, 9) OBP: 0.340, SLG: 0.359	4-3			1-3	HR 2-H 1B			1B 2B		4	2	2	1	0	0	0
Terry Kennedy, L (1, 2) OBP: 0.347, SLG: 0.426		B B B B 1B BB		F6	HR 1-H			G6-4-3 2-H 1B		3	1	2	3	1	0	0
Ruppert Jones, L (1, 8) OBP: 0.309, SLG: 0.382		L7		F7	4-3			G6-4-3 1-2f		4	0	0	0	0	0	2
Garry Templeton, S (1, 6) OBP: 0.295, SLG: 0.334		1-2 1B			E 1B 1B	4-3		B B B B BB		3	1	2	0	1	0	0
Luis Salazar, R (1, 5) OBP: 0.286, SLG: 0.383		F8			E7 1B 1-3 SF9 1B	F6		F8		4	1	1	0	0	0	3
Juan Bonilla, R (1, 4) OBP: 0.307, SLG: 0.304		F9			SF9 BB 4-3 2-3 3-H 1B	6-3			6-3	4	1	1	1	0	0	2
Andy Hawkins, R (1, 1) OBP: 0.115, SLG: 0.042			6-3		B B B B 4-3 1-2 1B BB		3-1		1-3	1	0	0	0	0	0	0
Gene Richards, L (5, PH) OBP: 0.325, SLG: 0.383										0	1	0	0	1	0	0
Sid Monge, S (5, 1) OBP: 0.111, SLG: 0.111										2	0	0	0	0	0	0
Elias Sosa, R (9, 1) OBP: 0.143, SLG: 0.143										0	0	0	0	0	0	0
Inning Stats	R: 0 E: 0 K: 0 S: 3 H: 0 LOB: 0 BB: 0 P: 3	R: 0 E: 0 K: 0 S: 4 H: 1 LOB: 2 BB: 1 P: 8	R: 0 E: 0 K: 1 S: 5 H: 0 LOB: 0 BB: 0 P: 5	R: 0 E: 0 K: 0 S: 3 H: 0 LOB: 0 BB: 0 P: 3	R: 6 E: 1 K: 0 S: 8 H: 5 LOB: 0 BB: 1 P: 12	R: 0 E: 0 K: 0 S: 3 H: 0 LOB: 0 BB: 0 P: 3	R: 0 E: 0 K: 0 S: 3 H: 0 LOB: 0 BB: 0 P: 3	R: 1 E: 0 K: 0 S: 4 H: 2 LOB: 1 BB: 1 P: 8	R: 0 E: 0 K: 0 S: 3 H: 0 LOB: 0 BB: 0 P: 3	1B: 6 2B: 1 3B: 0 HR: 1 SF: 1 SAC: 0 DP: 1 HBP: 0	WP: 0 PB: 0 SB: 0 CS: 0 PA: 37					

PITCHER		IP	WLS	BF	H	R	ER	SO	BB	IBB	HBP	BLK	WP	HR	S	P	ERA	WHIP
Ed Lynch, R ERA: 3.88	(1, 1)	4.2	L	22	6	6	6	1	2	0	0	0	0	1	22	30	11.57	1.714
Carlos Diaz, L ERA: 2.19	(5, 1)	1.1		4	0	0	0	0	0	0	0	0	0	0	4	4	0.00	0.000
Scott Holman, R ERA: 3.84	(7, 1)	2.0		8	2	1	1	0	1	0	0	0	0	0	7	11	4.50	1.500
Tom Gorman, L ERA: 4.58	(9, 1)	1.0		3	0	0	0	0	0	0	0	0	0	0	3	3	0.00	0.000

PITCHER	IP	WLS	BF	H	R	ER	SO	BB	IBB	HBP	BLK	WP	HR	S	P	ERA	WHIP

San Diego Padres @ New York Mets

Shea Stadium, Flushing, NY

Sun Sep 04 1983, 3:33 AM EDT

Att. 9,191 - Unknown

TOP

livebaseballscorecards.com

AB	33
R	7
H	8
RBI	7
BB	3
SO	1
LOB	8

Batter	1	2	3	4	5	6	7	8	9	AB	R	H	RBI	BB	SO	LOB
Mookie Wilson, S (1, 8) OBP: 0.302, SLG: 0.357	S S S 0-3 K ①	x 0-0 L1 ③		S S S 0-3 K ②		B B B 4-0 2B BB		x 0-0 F1 ③		4	1	0	0	1	2	3
Hubie Brooks, R (1, 5) OBP: 0.303, SLG: 0.342	x 0-0 FC3-6 1B		x 0-0 1B E 1B	x 0-0 F6 ③		x 0-0 1-H 2-H 2B			x 0-0 F9 ①	5	1	3	2	0	0	0
Keith Hernandez, L (1, 3) OBP: 0.394, SLG: 0.440	x 0-0 FC3-6 ② 1-2f		x 0-0 BB E SF9 1-3 1B		x 0-0 F7 ①	x 0-0 4-3 ③			B B B 4-0 G5-4-3 BB	4	1	1	0	1	0	2
George Foster, R (1, 7) OBP: 0.294, SLG: 0.409	S S S 0-3 K ③		x 0-0 E6 BB 1-2 3-H		x 0-0 F9 ②		x 0-0 F3 ①		x 0-0 G5-4-3 ② ③ 1-2f	5	0	0	1	0	1	3
Darryl Strawberry, L (1, 9) OBP: 0.315, SLG: 0.489		x 0-0 2B 1B 1B	S S S 0-3 K ①		x 0-0 1B		x 0-0 F6 ②			4	1	2	0	0	1	2
Ron Hodges, L (1, 2) OBP: 0.379, SLG: 0.291		x 0-0 1B 1-3 2B	B B B 4-0 1-2 2-3 BB		x 0-0 F9 ③		S S S 0-3 K ③			3	0	1	0	1	1	1
Bob Bailor, R (1, 4) OBP: 0.299, SLG: 0.300 (4, 6)		x 0-0 S 2-3 3-H 1B	x 0-0 SF9 ② 3-H			x 0-0 BLK 2B 1B		B B B 4-0 1-3 BB		2	1	2	2	1	0	0
José Oquendo, S (1, 6) OBP: 0.275, SLG: 0.263 Rusty Staub, L (3, PH) OBP: 0.383, SLG: 0.404 Brian Giles, R (4, 4) OBP: 0.301, SLG: 0.281		S S S 0-3 K ① 1-2	x 0-0 F4 ③			x 0-0 F7 ① 1-2		x 0-0 F8 ①		1 1 2	0 0 0	0 0 0	0 0 0	0 0 0	1 0 0	2 2 2
Ed Lynch, R (1, 1) OBP: 0.184, SLG: 0.167 Carlos Diaz, R (5, 1) Dave Kingman, R (6, PH) OBP: 0.266, SLG: 0.389 Scott Holman, R (7, 1) OBP: 0.250, SLG: 0.250 Mark Bradley, R (8, PH) OBP: 0.286, SLG: 0.337 Tom Gorman, L (9, 1) OBP: 0.250, SLG: 0.250		S S S 0-3 K ②		x 0-0 F9 ①		x 0-0 F7 ②		x 0-0 1-3 ② 1-2		2 0 1 0 1 0	0 0 0 0 0 0	0 0 0 0 0 0	0 0 0 0 0 0	1 0 0 0 0 0	2 0 1 0 1 0	2 0 1 0 1 0
Inning Stats	R: 0 E: 0 K: 2 S: 8 H: 1 LOB: 1 BB: 0 P: 8	R: 1 E: 0 K: 2 S: 10 H: 3 LOB: 2 BB: 0 P: 10	R: 2 E: 1 K: 1 S: 8 H: 2 LOB: 2 BB: 1 P: 12	R: 0 E: 0 K: 1 S: 5 H: 0 LOB: 0 BB: 0 P: 5	R: 0 E: 0 K: 0 S: 4 H: 1 LOB: 1 BB: 0 P: 4	R: 2 E: 0 K: 0 S: 5 H: 2 LOB: 1 BB: 1 P: 9	R: 0 E: 0 K: 1 S: 5 H: 0 LOB: 0 BB: 0 P: 5	R: 0 E: 0 K: 0 S: 3 H: 0 LOB: 1 BB: 1 P: 7	R: 0 E: 0 K: 0 S: 2 H: 0 LOB: 0 BB: 1 P: 6	1B: 7 2B: 2 3B: 0 HR: 0	SF: 1 SAC: 0 DP: 1 HBP: 0			WP: 0 PB: 0 SB: 1 CS: 0	PA: 40		

PITCHER		IP	WLS	BF	H	R	ER	SO	BB	IBB	HBP	BLK	WP	HR	S	P	ERA	WHIP
Andy Hawkins, R ERA: 3.2	(1, 1)	4.0		20	6	3	2	6	1	0	0	0	0	0	31	35	4.50	1.750
Sid Monge, L ERA: 4.13	(5, 1)	4.1	W	19	3	2	2	1	3	0	0	1	0	0	18	30	4.15	1.385
Elias Sosa, R ERA: 4.44	(9, 1)	0.2	S	1	0	0	0	0	0	0	0	0	0	0	1	1	0.00	0.000

PITCHER	IP	WLS	BF	H	R	ER	SO	BB	IBB	HBP	BLK	WP	HR	S	P	ERA	WHIP

BOTTOM

San Diego Padres @ New York Mets

Shea Stadium, Flushing, NY

Sun Sep 04 1983, 3:33 AM EDT

Att. 9,191 - Unknown

livebaseballscorecards.com

AB	35
R	5
H	9
RBI	5
BB	4
SO	7
LOB	21

Philadelphia Phillies @ New York Mets

Shea Stadium, Flushing, NY

Mon Sep 05 1983, 7:05 PM EDT

Att. 8,474 - Unknown

TOP

livebaseballscorecards.com

Batter	1	2	3	4	5	6	7	8	9	AB	R	H	RBI	BB	SO	LOB
Joe Morgan, L (1, 4) OBP: 0.352, SLG: 0.371	3-1		BBB 4-0 PB S FC1-5 BB		x 0-0 S 2-H 1B		x 0-0 F8		x 0-0 6-3 1-2	3	0	1	1	1	0	0
Ozzie Virgil, R (9, PH) OBP: 0.280, SLG: 0.393 (9, 2)										1	0	0	0	0	0	1
Pete Rose, S (1, 3) OBP: 0.314, SLG: 0.287	L7		x 0-0 FC1-5 1-H HR		x 0-0 6-3 1-2			x 0-0 4-3		4	1	0	0	0	0	2
Mike Schmidt, R (1, 5) OBP: 0.395, SLG: 0.517	BBBB 4-0 BB		x 0-0 1-H HR		BBBB 4-0 BB			SSS 0-3 K		2	1	1	2	2	1	0
Joe Lefebvre, L (1, 9) OBP: 0.399, SLG: 0.550	F7		x 0-0 4-3		x 0-0 4-3			x 0-0 G3		4	0	0	0	0	0	3
Kiko Garcia, R (9, 4) OBP: 0.348, SLG: 0.434										0	0	0	0	0	0	0
Greg Gross, L (1, 7) OBP: 0.374, SLG: 0.355		x 0-0 F7		x 0-0 4-3		x 0-0 5-3			BBBB 4-0 E S 1B BB	3	0	0	0	0	0	0
Sixto Lezcano, R (9, PH) OBP: 0.330, SLG: 0.351 (9, 9)										0	1	0	0	1	0	0
Garry Maddox, R (1, 8) OBP: 0.321, SLG: 0.384		x 0-0 FC6-4 1B		x 0-0 L9		SSS 0-3 K			x 0-0 F3	4	0	1	0	0	1	1
Bo Diaz, R (1, 2) OBP: 0.288, SLG: 0.362		x 0-0 P3		x 0-0 P3		x 0-0 6-3			BBBB 4-0 E 1B 1-3 SF8 BB	3	0	0	0	1	0	1
Bob Dernier, R (9, PR) OBP: 0.291, SLG: 0.293 (9, 7)										0	1	0	0	0	0	0
Ivan De Jesus, R (1, 6) OBP: 0.324, SLG: 0.319		x 0-0 FC6-4 1-2f			x 0-0 SH2-3 1B 1B		x 0-0 6-3		x 0-0 E8 BLK 1-3 3-H 1B	4	1	2	1	0	0	1
Charles Hudson, S (1, 1) OBP: 0.174, SLG: 0.116			SSS 0-3 K		x 0-0 SH2-3 1-2		x 0-0 4-3		x 0-0 SF8 3-H	1	0	0	0	0	1	0
Willie Hernandez, L (5, 1) OBP: 0.417, SLG: 0.417										0	0	0	0	0	0	0
Von Hayes, L (7, PH) OBP: 0.331, SLG: 0.373										1	0	0	0	0	0	0
Ron Reed, R (7, 1) OBP: 0.200, SLG: 0.200										0	0	0	0	0	0	0
Gary Matthews, R (9, PH) OBP: 0.359, SLG: 0.389										0	0	0	1	0	0	0
Al Holland, R (9, 1)										0	0	0	0	0	0	0
Inning Stats	R: 0 E: 0 K: 0 S: 3 H: 0 LOB: 1 BB: 1 P: 7	R: 0 E: 0 K: 0 S: 4 H: 1 LOB: 1 BB: 0 P: 4	R: 2 E: 0 K: 1 S: 6 H: 1 LOB: 0 BB: 1 P: 10	R: 0 E: 0 K: 0 S: 3 H: 0 LOB: 0 BB: 0 P: 3	R: 1 E: 0 K: 0 S: 5 H: 2 LOB: 2 BB: 1 P: 9	R: 0 E: 0 K: 1 S: 5 H: 0 LOB: 0 BB: 0 P: 5	R: 0 E: 0 K: 0 S: 3 H: 0 LOB: 0 BB: 0 P: 3	R: 0 E: 0 K: 1 S: 5 H: 0 LOB: 0 BB: 0 P: 5	R: 2 E: 1 K: 0 S: 4 H: 1 LOB: 2 BB: 2 P: 12	1B: 4 2B: 0 3B: 0 HR: 1 SF: 1 SAC: 1 DP: 0 HBP: 0	WP: 0 PB: 1 SB: 3 CS: 0 PA: 37					

	AB	30
	R	5
	H	5
	RBI	5
	BB	5
	SO	3
	LOB	9

PITCHER	IP	WLS	BF	H	R	ER	SO	BB	IBB	HBP	BLK	WP	HR	S	P	ERA	WHIP
Mike Torrez, R (1, 1) ERA: 3.98	5.0		22	4	3	3	1	3	0	0	0	0	1	21	33	5.40	1.400
Doug Sisk, R (6, 1) ERA: 2.24	3.0		9	0	0	0	2	0	0	0	0	0	0	13	13	0.00	0.000
Jesse Orosco, L (9, 1) ERA: 1.3	1.0	W	6	1	2	1	0	2	0	0	1	0	0	4	12	9.00	3.000

PITCHER	IP	WLS	BF	H	R	ER	SO	BB	IBB	HBP	BLK	WP	HR	S	P	ERA	WHIP

BOTTOM

Philadelphia Phillies @ New York Mets

Shea Stadium, Flushing, NY

Mon Sep 05 1983, 7:05 PM EDT

Att. 8,474 - Unknown

livebaseballscorecards.com

Batter	1	2	3	4	5	6	7	8	9	AB	R	H	RBI	BB	SO	LOB
Mookie Wilson, S (1, 8) OBP: 0.303, SLG: 0.357	K2-3	FC6-4; 1-2, 2-H, 3-H; 1B		FC5-4; S; 2-3		L9			1B; HR; 1B	5	1	2	2	0	1	1
Hubie Brooks, R (1, 5) OBP: 0.302, SLG: 0.339	L8	FC6-4; 1-2f		BBBB; 1-2; BB		E4; L3			F8	4	0	0	0	1	0	3
Keith Hernandez, L (1, 3) OBP: 0.394, SLG: 0.440	3-1		6-3; 1B	4-3		L3; 1-2			1-3; HR; 1B	5	1	2	0	0	0	3
George Foster, R (1, 7) OBP: 0.293, SLG: 0.413		P6	6-3; 1-2		4-3		F8		1-H, 3-H; HR	5	1	1	3	0	0	1
Darryl Strawberry, L (1, 9) OBP: 0.319, SLG: 0.490		S; 1B; 1B	IIII; IBB		2B; 1B		5-3			3	1	2	0	1	0	0
Ron Hodges, L (1, 2) OBP: 0.380, SLG: 0.296		BBBB; E; 1B; 1-2; 1B; BB	F2		1-3; 2B		SSS; K			3	1	1	0	1	1	2
Brian Giles, R (1, 4) OBP: 0.302, SLG: 0.282		E; 1B; 1-2, 2-H; 1B	F3		FC5-4; IBB			L7		2	1	1	1	0	0	2
Danny Heep, L (5, PH) OBP: 0.326, SLG: 0.398										0	0	0	0	1	0	0
Bob Bailor, R (6, 6) OBP: 0.298, SLG: 0.299										1	0	0	0	0	0	0
José Oquendo, S (1, 6) OBP: 0.277, SLG: 0.265	F7			FC5-4; SH1-4; 1B	SSS; K			4-3		2	0	1	0	0	0	2
Rusty Staub, L (5, PH) OBP: 0.379, SLG: 0.400										1	0	0	0	0	1	3
Tucker Ashford, R (6, 4) OBP: 0.270, SLG: 0.214										1	0	0	0	0	0	0
Mike Torrez, R (1, 1) OBP: 0.069, SLG: 0.053	E4; 1B; 1-2, 2-3			SH1-4; 1-2	FC5-4; 1-2f			F7		1	0	0	0	0	0	2
Dave Kingman, R (5, PH) OBP: 0.265, SLG: 0.388										1	0	0	0	0	0	3
Doug Sisk, R (6, 1) OBP: 0.400, SLG: 0.400										0	0	0	0	0	0	0
Mark Bradley, R (8, PH) OBP: 0.283, SLG: 0.333										1	0	0	0	0	0	0
Jesse Orosco, R (9, 1) OBP: 0.308, SLG: 0.333										0	0	0	0	0	0	0
Inning Stats	R: 0 E: 0 K: 1 S: 5 H: 0 LOB: 0 BB: 0 P: 5	R: 3 E: 1 K: 0 S: 7 H: 3 LOB: 2 BB: 1 P: 11	R: 0 E: 0 K: 0 S: 4 H: 1 LOB: 2 BB: 1 P: 8	R: 0 E: 0 K: 0 S: 4 H: 1 LOB: 2 BB: 1 P: 8	R: 0 E: 0 K: 1 S: 7 H: 2 LOB: 3 BB: 1 P: 11	R: 0 E: 1 K: 0 S: 3 H: 0 LOB: 0 BB: 0 P: 3	R: 0 E: 0 K: 1 S: 5 H: 0 LOB: 0 BB: 0 P: 5	R: 0 E: 0 K: 0 S: 3 H: 0 LOB: 0 BB: 0 P: 3	R: 3 E: 0 K: 0 S: 4 H: 3 LOB: 0 BB: 0 P: 4	1B: 8 2B: 2 3B: 0 HR: 1 SF: 0 SAC: 1 DP: 1 HBP: 0							

AB	35
R	6
H	10
RBI	6
BB	4
SO	3
LOB	22

WP: 0 PB: 0 SB: 2 CS: 0 PA: 40

PITCHER		IP	WLS	BF	H	R	ER	SO	BB	IBB	HBP	BLK	WP	HR	S	P	ERA	WHIP
Charles Hudson, R ERA: 3.51	(1, 1)	4.1		25	7	3	1	1	2	2	0	0	0	0	23	39	2.08	2.077
Willie Hernandez, L ERA: 3.21	(5, 1)	1.2		5	0	0	0	1	0	0	0	0	0	0	7	7	0.00	0.000
Ron Reed, R ERA: 3.67	(7, 1)	2.0		6	0	0	0	1	0	0	0	0	0	0	8	8	0.00	0.000
Al Holland, L ERA: 2.74	(9, 1)	0.1	L	4	3	3	3	0	0	0	0	0	0	1	4	4	81.00	9.000

PITCHER	IP	WLS	BF	H	R	ER	SO	BB	IBB	HBP	BLK	WP	HR	S	P	ERA	WHIP

Batter	1	2	3	4	5	6	7	8	9	AB	R	H	RBI	BB	SO	LOB
Joe Morgan, L (1, 4) OBP: 0.351, SLG: 0.367	S S S 0-3 ① K			B B B B 4-0 5-3 BLK BB	x 0-0 ②③ G3-6-3 1-2f			x 0-0 E5 S E		3	2	0	0	1	1	2
Bob Dernier, R (8, 7) OBP: 0.291, SLG: 0.293										0	0	0	0	0	0	0
Pete Rose, S (1, 3) OBP: 0.313, SLG: 0.285	S S S 0-3 ② K			x 0-0 ① 5-3 1-2		x 0-0 ① 4-3		B B B B 4-0 E 1-2 BB		3	0	0	0	1	1	1
Mike Schmidt, R (1, 5) OBP: 0.394, SLG: 0.514	x 0-0 ③ 5-3			x 0-0 ② 6-3 2-H		x 0-0 G3-6-1 1B		x 0-0 E5 1-2 2-H		4	0	1	0	0	0	1
Joe Lefebvre, L (1, 9) OBP: 0.398, SLG: 0.547		x 0-0 ① L6		x 0-0 2B 1B		x 0-0 ②③ G3-6-1 1-2f		x 0-0 ② F7		3	0	1	0	0	0	1
Sixto Lezcano, R (8, PH) OBP: 0.329, SLG: 0.350										1	0	0	0	0	0	2
(8, 9)																
Greg Gross, L (1, 7) OBP: 0.374, SLG: 0.360		S S S 0-3 ② K		x 0-0 1-3 2B			x 0-0 ① F8	x 0-0 ③ F9		3	0	1	0	0	1	0
Tony Perez, R (8, PH) OBP: 0.313, SLG: 0.368										1	0	0	0	0	0	2
Al Holland, R (8, 1)										0	0	0	0	0	0	0
Garry Maddox, R (1, 8) OBP: 0.320, SLG: 0.382		S S S 0-3 ③ K		S S S 0-3 ③ K			x 0-0 S 1B		x 0-0 ① 3-1	4	0	1	0	0	2	2
Bo Diaz, R (1, 2) OBP: 0.285, SLG: 0.358		S S S 0-3 ① K			x 0-0 ① F7		x 0-0 ② 5-3 1-2		S S S 0-3 ② K	4	0	0	0	0	2	1
Ivan De Jesus, R (1, 6) OBP: 0.321, SLG: 0.316		x 0-0 ② 5-3			x 0-0 E6 1B		x 0-0 ③ 5-3		S S S 0-3 ③ K	4	0	0	0	0	1	1
Tony Ghelfi, R (1, 1) OBP: 0.333, SLG: 0.333		x 0-0 ③ 4-3			x 0-0 G3-6-3 2-3 1B			x 0-0 ① F7		2	0	1	0	0	0	0
Tug McGraw, R (5, 1) OBP: 0.333, SLG: 0.333										0	0	0	0	0	0	0
Gary Matthews, R (8, PH) OBP: 0.358, SLG: 0.388										1	0	0	0	0	0	0
Kiko Garcia, R (8, 4) OBP: 0.348, SLG: 0.434										0	0	0	0	0	0	0
Inning Stats	R: 0 E: 0 K: 2 S: 7 H: 0 LOB: 0 BB: 0 P: 7	R: 0 E: 0 K: 2 S: 7 H: 0 LOB: 0 BB: 0 P: 7	R: 0 E: 0 K: 1 S: 5 H: 0 LOB: 0 BB: 0 P: 5	R: 1 E: 0 K: 1 S: 7 H: 2 LOB: 2 BB: 1 P: 11	R: 0 E: 1 K: 0 S: 4 H: 1 LOB: 1 BB: 0 P: 4	R: 0 E: 0 K: 0 S: 3 H: 1 LOB: 0 BB: 0 P: 3	R: 0 E: 0 K: 0 S: 4 H: 1 LOB: 1 BB: 0 P: 4	R: 1 E: 2 K: 0 S: 5 H: 0 LOB: 2 BB: 1 P: 9	R: 0 E: 0 K: 2 S: 7 H: 0 LOB: 0 BB: 0 P: 7	1B: 4 2B: 1 3B: 0 HR: 0 SF: 0 SAC: 0 DP: 2 HBP: 0						

PITCHER		IP	WLS	BF	H	R	ER	SO	BB	IBB	HBP	BLK	WP	HR	S	P	ERA	WHIP
Ron Darling, R ERA: 1.42	(1, 1)	6.1	L	24	5	1	1	6	1	0	0	1	0	0	35	39	1.42	0.947
Doug Sisk, R ERA: 2.23	(7, 1)	0.2		2	0	0	0	0	0	0	0	0	0	0	2	2	0.00	0.000
Carlos Diaz, L ERA: 2.13	(8, 1)	2.0		9	0	1	0	2	1	0	0	0	0	0	12	16	0.00	0.500

PITCHER	IP	WLS	BF	H	R	ER	SO	BB	IBB	HBP	BLK	WP	HR	S	P	ERA	WHIP

TOP

Philadelphia Phillies @ New York Mets

Shea Stadium, Flushing, NY

Tue Sep 06 1983, 7:05 PM EDT

Att. 8,863 - Unknown

livebaseballscorecards.com

AB	33
R	2
H	5
RBI	0
BB	2
SO	8
LOB	13

Batter	1	2	3	4	5	6	7	8	9	AB	R	H	RBI	BB	SO	LOB
Mookie Wilson, S (1, 8) OBP: 0.301, SLG: 0.354	P5		4-3		FC5-2 FC6-4 1-2 3-H			L9		4	0	0	0	0	0	2
Hubie Brooks, R (1, 5) OBP: 0.302, SLG: 0.338	F9		1-3		FC6-4 1-2f			1B		4	0	1	0	0	0	2
Keith Hernandez, L (1, 3) OBP: 0.393, SLG: 0.438	1B 1B		K			4-3		F7		4	0	1	0	0	1	1
Danny Heep, L (1, 7) OBP: 0.326, SLG: 0.397 George Foster, R (8, PH) (9, 7) OBP: 0.293, SLG: 0.412	1-3 1B			F7		F8		F7		3 1	0 0	1 0	0 0	0 0	0 0	0 1
Darryl Strawberry, L (1, 9) OBP: 0.318, SLG: 0.487	K			F8		1B			K	4	0	1	0	0	2	2
Brian Giles, R (1, 4) OBP: 0.299, SLG: 0.279		1-6-3		5-3		F7			F8	4	0	0	0	0	0	1
Junior Ortiz, R (1, 2) OBP: 0.253, SLG: 0.257		1B			1B 1-3 FC5-2 1B		L9		F8	4	0	2	0	0	0	0
José Oquendo, S (1, 6) OBP: 0.275, SLG: 0.263 Dave Kingman, R (7, PH) OBP: 0.264, SLG: 0.386 Carlos Diaz, R (8, 1)	K				1-3 1-2		2-3			2 1 0	0 0 0	0 0 0	0 0 0	1 0 0	2 0 0	2 0 0
Ron Darling, R (1, 1) OBP: 0.500, SLG: 0.500 Doug Sisk, R (7, 1) OBP: 0.400, SLG: 0.400 Bob Bailor, R (7, PH) (8, 6) OBP: 0.297, SLG: 0.298	K				FC5-2 2-3 1B		6-3			2 0 1	0 0 0	1 0 0	0 0 0	0 0 0	1 0 0	1 0 0
Inning Stats	R: 0 H: 2 E: 0 LOB: 2 K: 1 BB: 0 S: 7 P: 7	R: 0 H: 1 E: 0 LOB: 1 K: 2 BB: 0 S: 8 P: 8	R: 0 H: 0 E: 0 LOB: 0 K: 1 BB: 0 S: 5 P: 5	R: 0 H: 0 E: 0 LOB: 0 K: 0 BB: 0 S: 3 P: 3	R: 0 H: 2 E: 0 LOB: 2 K: 0 BB: 0 S: 5 P: 5	R: 0 H: 1 E: 0 LOB: 1 K: 0 BB: 0 S: 4 P: 4	R: 0 H: 0 E: 0 LOB: 0 K: 0 BB: 0 S: 3 P: 3	R: 0 H: 1 E: 0 LOB: 1 K: 0 BB: 0 S: 4 P: 4	R: 0 H: 0 E: 0 LOB: 0 K: 1 BB: 0 S: 5 P: 5	1B: 7 SF: 0 2B: 0 SAC: 0 3B: 0 DP: 0 HR: 0 HBP: 0						WP: 0 PA: 34 PB: 0 SB: 0 CS: 0

PITCHER		IP	WLS	BF	H	R	ER	SO	BB	IBB	HBP	BLK	WP	HR	S	P	ERA	WHIP
Tony Ghelfi, R ERA: 1.93	(1, 1)	4.1		18	5	0	0	4	0	0	0	0	0	0	26	26	0.00	1.154
Tug McGraw, L ERA: 3.48	(5, 1)	2.2	W	9	1	0	0	0	0	0	0	0	0	0	9	9	0.00	0.375
Al Holland, L ERA: 2.66	(8, 1)	2.0	S	7	1	0	0	1	0	0	0	0	0	0	9	9	0.00	0.500

PITCHER	IP	WLS	BF	H	R	ER	SO	BB	IBB	HBP	BLK	WP	HR	S	P	ERA	WHIP

BOTTOM

Philadelphia Phillies @ New York Mets

Shea Stadium, Flushing, NY

Tue Sep 06 1983, 7:05 PM EDT

Att. 8,863 - Unknown

livebaseballscorecards.com

AB	34
R	0
H	7
RBI	0
BB	0
SO	5
LOB	12

Batter	1	2	3	4	5	6	7	8	9	AB	R	H	RBI	BB	SO	LOB
Joe Morgan, L (1, 4) OBP: 0.357, SLG: 0.369	BBBB 4-0 BB 6-3 SF7 BB	BBB 4-0 FC5-4 BB			BBB 4-0 G4-6-3 BB		x 0-0 1-3 3-H 1B 1B	4-0 IBB		1	2	1	1	3	0	0
Pete Rose, S (7, 3) OBP: 0.314, SLG: 0.285										0	0	0	0	1	0	0
Greg Gross, L (1, 7) OBP: 0.365, SLG: 0.350	x 0-0 ① 6-3 1-2	x 0-0 ③ FC5-4 1-2f			x 0-0 ①② G4-6-3 1-2f		x 0-0 ① F8	x 0-0 ③ 6-3		5	0	0	0	0	0	8
Mike Schmidt, R (1, 5) OBP: 0.398, SLG: 0.523	x 0-0 BB 1B	x 0-0 ① F7			x 0-0 1B		4-0 1B E IBB		x 0-0 HR	4	2	3	1	1	0	0
Joe Lefebvre, L (1, 9) OBP: 0.403, SLG: 0.551	BBBB 4-0 1-2 2-3 BB	x 0-0 2B			SSS 0-3 ③ K		x 0-0 S 1-3 2-H 3-H 1B		x 0-0 ① 3-1	4	0	2	2	1	1	1
Len Matuszek, L (1, 3) Sixto Lezcano, R (7, PH) OBP: 0.328, SLG: 0.349 Kiko Garcia, R (7, 4) OBP: 0.345, SLG: 0.430	x 0-0 ② SF7 3-H	SSS 0-3 ② K				x 0-0 ① G3	SSS 0-3 ② K 1-3 3-H		x 0-0 ② 5-3	2 1 1	0 0 0	0 0 0	1 0 0	0 0 0	1 1 0	1 1 0
Von Hayes, L (1, 8) Gary Matthews, R (7, PH) OBP: 0.357, SLG: 0.387 Bob Dernier, R (7, 8) OBP: 0.289, SLG: 0.292	x 0-0 ③ G3	x 0-0 ③ 4-3				x 0-0 ② 5-3	x 0-0 ③ F2		x 0-0 ③ 6-3	3 1 1	0 0 0	0 0 0	0 0 0	0 0 0	0 0 0	3 1 0
Bo Diaz, R (1, 2) OBP: 0.285, SLG: 0.357	x 0-0 ① G3	x 0-0 ① 5-3				x 0-0 ③ 6-3		x 0-0 FC6-4 1B		4	0	1	0	0	0	0
Ivan De Jesus, R (1, 6) OBP: 0.321, SLG: 0.315	x 0-0 ② F7	x 0-0 ② F8					x 0-0 SH S 1B 1B	x 0-0 ① FC6-4 SH1-4 1-2f		4	1	1	0	0	0	1
John Denny, R (1, 1) OBP: 0.221, SLG: 0.212	x 0-0 2B	x 0-0 ③ L5					x 0-0 SH 1B 1-3 1B	x 0-0 ② SH1-4 1-2		2	1	1	0	0	0	0
Inning Stats	R: 1 H: 1 E: 0 LOB: 2 K: 0 BB: 2 S: 4 P: 12	R: 0 H: 1 E: 0 LOB: 2 K: 0 BB: 1 S: 4 P: 8	R: 0 H: 1 E: 0 LOB: 1 K: 1 BB: 0 S: 6 P: 6	R: 0 H: 0 E: 0 LOB: 0 K: 0 BB: 0 S: 3 P: 3	R: 0 H: 1 E: 0 LOB: 1 K: 1 BB: 1 S: 5 P: 9	R: 0 H: 0 E: 0 LOB: 0 K: 0 BB: 0 S: 3 P: 3	R: 4 H: 3 E: 0 LOB: 1 K: 1 BB: 1 S: 9 P: 13	R: 0 H: 1 E: 0 LOB: 2 K: 0 BB: 1 S: 4 P: 8	R: 1 H: 1 E: 0 LOB: 0 K: 0 BB: 0 S: 4 P: 4	1B: 6 SF: 1 2B: 2 SAC: 2 3B: 0 DP: 1 HR: 1 HBP: 0						

PITCHER		IP	WLS	BF	H	R	ER	SO	BB	IBB	HBP	BLK	WP	HR	S	P	ERA	WHIP
Walt Terrell, R ERA: 3.96	(1, 1)	6.1	L	31	7	5	4	2	4	1	0	0	0	0	30	50	5.68	1.737
Tom Gorman, L ERA: 4.39	(7, 1)	1.2		7	1	0	0	1	0	1	0	0	0	0	8	12	0.00	0.600
Scott Holman, R ERA: 3.9	(9, 1)	1.0		4	1	1	1	0	0	0	0	0	0	1	4	4	9.00	1.000

PITCHER	IP	WLS	BF	H	R	ER	SO	BB	IBB	HBP	BLK	WP	HR	S	P	ERA	WHIP

TOP

Philadelphia Phillies @ New York Mets

Shea Stadium, Flushing, NY

Wed Sep 07 1983, 7:05 PM EDT

Att. 8,791 - Unknown

livebaseballscorecards.com

AB	33
R	6
H	9
RBI	5
BB	6
SO	3
LOB	16

WP: 0 PA: 42
PB: 0
SB: 3
CS: 0

BOTTOM

Philadelphia Phillies @ New York Mets

Shea Stadium, Flushing, NY

Wed Sep 07 1983, 7:05 PM EDT

Att. 8,791 - Unknown

livebaseballscorecards.com

Batter	1	2	3	4	5	6	7	8	9	AB	R	H	RBI	BB	SO	LOB
Mookie Wilson, S (1, 8) OBP: 0.302, SLG: 0.355	6-3		1B		CS 1B			FC1-6 1-2f		4	0	2	0	0	0	1
Hubie Brooks, R (1, 5) OBP: 0.301, SLG: 0.337	1B 1B		1-3		CS 1-2	6-3		6-3		4	0	1	0	0	0	2
Keith Hernandez, L (1, 3) OBP: 0.394, SLG: 0.438	G5-4-3 1-2 1B			F7		K			G1-4-3 1B	4	0	2	0	0	1	0
George Foster, R (1, 7) OBP: 0.292, SLG: 0.417	G5-4-3 1-2f			HR		5-3			G1-4-3 1-2f	4	1	1	1	0	0	3
Darryl Strawberry, L (1, 9) OBP: 0.318, SLG: 0.485		4-3		4-3			1-3		FC6-4 1B	4	0	1	0	0	0	0
Ron Hodges, L (1, 2) OBP: 0.378, SLG: 0.295		G3		FC3-6 1B			F8		FC6-4 1-2f	4	0	1	0	0	0	1
Bob Bailor, R (1, 4) OBP: 0.294, SLG: 0.295	K			FC3-6 1-2f			5-3			3	0	0	0	0	1	1
José Oquendo, S (1, 6) OBP: 0.276, SLG: 0.264			F8		K				FC1-6 1B	3	0	1	0	0	1	0
Walt Terrell, L (1, 1) OBP: 0.242, SLG: 0.531			K		K				F8	2	0	0	0	0	2	0
Tom Gorman, L (7, 1) OBP: 0.250, SLG: 0.250										0	0	0	0	0	0	0
Rusty Staub, L (8, PH) OBP: 0.376, SLG: 0.396										1	0	0	0	0	0	1
Scott Holman, R (9, 1) OBP: 0.250, SLG: 0.250										0	0	0	0	0	0	0

Inning Stats	1	2	3	4	5	6	7	8	9
	R: 0 H: 2 E: 0 LOB: 1 K: 0 BB: 0 S: 4 P: 4	R: 0 H: 0 E: 0 LOB: 0 K: 1 BB: 0 S: 5 P: 5	R: 0 H: 1 E: 0 LOB: 1 K: 1 BB: 0 S: 6 P: 6	R: 1 H: 2 E: 0 LOB: 1 K: 0 BB: 0 S: 5 P: 5	R: 0 H: 1 E: 0 LOB: 0 K: 2 BB: 0 S: 7 P: 7	R: 0 H: 0 E: 0 LOB: 0 K: 1 BB: 0 S: 5 P: 5	R: 0 H: 0 E: 0 LOB: 0 K: 0 BB: 0 S: 3 P: 3	R: 0 H: 1 E: 0 LOB: 1 K: 0 BB: 0 S: 4 P: 4	R: 0 H: 2 E: 0 LOB: 1 K: 0 BB: 0 S: 4 P: 4

	AB	33
	R	1
	H	9
	RBI	1
	BB	0
	SO	5
	LOB	9

	1B: 8	SF: 0	WP: 0	PA: 34
	2B: 0	SAC: 0	PB: 0	
	3B: 0	DP: 2	SB: 0	
	HR: 1	HBP: 0	CS: 1	

PITCHER	IP	WLS	BF	H	R	ER	SO	BB	IBB	HBP	BLK	WP	HR	S	P	ERA	WHIP
John Denny, R (1, 1) ERA: 2.44	9.0	W	33	9	1	1	5	0	0	0	0	0	1	43	43	1.00	1.000

PITCHER	IP	WLS	BF	H	R	ER	SO	BB	IBB	HBP	BLK	WP	HR	S	P	ERA	WHIP

Batter	1	2	3	4	5	6	7	8	9	AB	R	H	RBI	BB	SO	LOB
Mookie Wilson, S (1, 8) OBP: 0.301, SLG: 0.354	E3 F6-3		F9	K			5-3 1B 1B		E1 E S 1B	5	2	1	0	0	1	3
Hubie Brooks, R (1, 5) OBP: 0.299, SLG: 0.334	F6-3 1-2		4-3		F9		5-3 1-2		K 1-3	5	0	0	0	0	1	3
Keith Hernandez, L (1, 3) OBP: 0.399, SLG: 0.442	BB			1B 1B 1B	3B 1B		2-H 1B		1B IBB	3	2	3	1	2	0	0
George Foster, R (1, 7) OBP: 0.291, SLG: 0.414	F9			F9	K		F7		BB 1-3 3-H 1B	5	0	1	1	0	1	4
Darryl Strawberry, L (1, 9) OBP: 0.324, SLG: 0.493		G5-4-3 1B		HBP 1-2 BB 1B	1-H 3B		K		BB 1-2 BB	4	1	3	1	1	1	1
Brian Giles, R (1, 4) OBP: 0.298, SLG: 0.277 Rusty Staub, L (9, PH) OBP: 0.373, SLG: 0.392 Bob Bailor, R (9, 4) OBP: 0.294, SLG: 0.295		G5-4-3 1-2f		F8	K			K BB	K	3 1 0	0 0 0	0 0 0	0 0 0	1 0 0	1 0 0	4 3 0
Junior Ortiz, R (1, 2) OBP: 0.260, SLG: 0.263		1B		BB HBP 1-2 2-H 1B		4-3		K 1-2		4	0	2	1	0	1	1
José Oquendo, S (1, 6) OBP: 0.275, SLG: 0.261		K		BB 1-2 2-3 HBP		5-3		K		3	0	0	0	0	2	1
Tom Seaver, R (1, 1) OBP: 0.238, SLG: 0.246 Jesse Orosco, R (9, 1) OBP: 0.308, SLG: 0.333			F7	1-2 2-3 3-H BB		F5			K	3 0	0 0	0 0	1 0	1 0	1 0	0 0
Inning Stats	R: 0 E: 1 K: 0 S: 3 H: 0 LOB: 1 BB: 1 P: 7	R: 0 E: 0 K: 1 S: 6 H: 2 LOB: 1 BB: 0 P: 6	R: 0 E: 0 K: 0 S: 3 H: 0 LOB: 0 BB: 0 P: 3	R: 2 E: 0 K: 1 S: 8 H: 3 LOB: 3 BB: 1 P: 13	R: 1 E: 0 K: 2 S: 9 H: 2 LOB: 1 BB: 0 P: 9	R: 0 E: 0 K: 0 S: 3 H: 0 LOB: 0 BB: 0 P: 3	R: 1 E: 0 K: 1 S: 7 H: 2 LOB: 1 BB: 0 P: 7	R: 0 E: 0 K: 2 S: 6 H: 0 LOB: 0 BB: 1 P: 10	R: 1 E: 1 K: 3 S: 11 H: 1 LOB: 3 BB: 2 P: 19	1B: 9 2B: 0 3B: 1 HR: 0 SF: 0 SAC: 0 DP: 1 HBP: 1						

PITCHER	IP	WLS	BF	H	R	ER	SO	BB	IBB	HBP	BLK	WP	HR	S	P	ERA	WHIP
Bryn Smith, R (1, 1) ERA: 2.71	6.1	L	29	8	4	4	4	2	0	1	0	0	0	34	43	5.68	1.579
Dan Schatzeder, L (7, 1) ERA: 2.87	0.2		3	1	0	0	1	0	0	0	0	0	0	5	5	0.00	1.500
Bob James, R (8, 1) ERA: 4.19	2.0		10	1	1	0	5	2	1	0	0	0	0	17	29	0.00	1.500

PITCHER	IP	WLS	BF	H	R	ER	SO	BB	IBB	HBP	BLK	WP	HR	S	P	ERA	WHIP

New York Mets @ Montreal Expos

Olympic Stadium, Montreal, QB

Fri Sep 09 1983, 7:05 PM EDT

Att. 35,600 - Unknown

TOP

livebaseballscorecards.com

AB	36
R	5
H	10
RBI	5
BB	5
SO	10
LOB	20

New York Mets @ Montreal Expos

Olympic Stadium, Montreal, QB

Fri Sep 09 1983, 7:05 PM EDT

Att. 35,600 - Unknown

livebaseballscorecards.com

BOTTOM

Batter	1	2	3	4	5	6	7	8	9	AB	R	H	RBI	BB	SO	LOB
Tim Raines, S (1, 7) OBP: 0.384, SLG: 0.416	BBBB 4-0 6-3 S 5-3 BB		x 0-0 2-H 2B		BBBB 4-0 E BB		SSS 0-3 K ③		SSS 0-3 K ③	3	1	1	1	2	2	2
Manny Trillo, R (1, 4) OBP: 0.323, SLG: 0.351	x 0-0 6-3 ① 1-3		x 0-0 F2 ②		x 0-0 F3 ① 1-2			x 0-0 1-3 ①		4	0	0	0	0	0	3
Andre Dawson, R (1, 8) OBP: 0.352, SLG: 0.563	x 0-0 5-3 ② 3-H		H 1-0 FC5-4 HBP		SSS 0-3 K ②			x 0-0 F7 ②		3	0	0	1	0	1	1
Al Oliver, L (1, 3) OBP: 0.341, SLG: 0.412	x 0-0 4-3 ③		x 0-0 FC5-4 ③ 1-2f		x 0-0 G3 ③			x 0-0 F7 ③		4	0	0	0	0	0	3
Gary Carter, R (1, 2) OBP: 0.338, SLG: 0.447		x 0-0 6-3 ①		x 0-0 L9 ①		x 0-0 F9 ①			BBBB 4-0 1B 1B BB	3	1	0	0	1	0	0
Tim Wallach, R (1, 5) OBP: 0.343, SLG: 0.453		x 0-0 5-3 ②		x 0-0 2B 1B		x 0-0 L7 ②			SSS 0-3 K ①	4	1	1	0	0	1	1
Terry Francona, L (1, 9) OBP: 0.247, SLG: 0.289 Jerry White, S (9, PR) OBP: 0.349, SLG: 0.125		x 0-0 3-1 ③		x 0-0 1-H 2B		x 0-0 G3 ③			x 0-0 1-3 1B 1B	4 0	0 0	2 0	1 0	0 0	0 0	0 0
Doug Flynn, R (1, 6) OBP: 0.268, SLG: 0.290 Terry Crowley, L (7, PH) OBP: 0.370, SLG: 0.200 Angel Salazar, R (8, 6) OBP: 0.250, SLG: 0.182 Brad Mills, L (9, PH) OBP: 0.273, SLG: 0.273 Bryan Little, S (9, PR) OBP: 0.349, SLG: 0.311			x 0-0 SH2-4 2B 1B	x 0-0 F6-3 ②			x 0-0 F7 ①		x 0-0 1-2 3-H 1B	2 1 0 1 0	1 0 0 0 0	1 0 0 1 0	0 0 0 1 0	0 0 0 0 0	0 0 0 1 0	1 0 0 0 0
Bryn Smith, R (1, 1) OBP: 0.167, SLG: 0.167 Dan Schatzeder, L (7, 1) OBP: 0.200, SLG: 0.200 Mike Stenhouse, L (7, PH) OBP: 0.226, SLG: 0.179 Bob James, R (8, 1) OBP: 0.333, SLG: 0.333 Razor Shines, S (9, PH) Jim Wohlford, R (9, PH) OBP: 0.309, SLG: 0.374			x 0-0 SH2-4 ① 1-2	x 0-0 F8 ③			SSS 0-3 K ②		SSS 0-3 K ②	1 0 1 0 0 1	0 0 0 0 0 0	0 0 0 0 0 1	0 0 0 0 0 1	0 0 0 0 0 0	0 0 1 0 0 1	1 0 0 0 0 2
Inning Stats	R: 1 E: 0 K: 0 S: 3 H: 0 LOB: 0 BB: 1 P: 7	R: 0 E: 0 K: 0 S: 3 H: 0 LOB: 0 BB: 0 P: 3	R: 1 E: 0 K: 0 S: 5 H: 2 LOB: 2 BB: 0 P: 6	R: 1 E: 0 K: 0 S: 5 H: 2 LOB: 1 BB: 0 P: 5	R: 0 E: 1 K: 1 S: 5 H: 0 LOB: 1 BB: 1 P: 9	R: 0 E: 0 K: 0 S: 3 H: 0 LOB: 0 BB: 0 P: 3	R: 0 E: 0 K: 2 S: 7 H: 0 LOB: 0 BB: 0 P: 7	R: 0 E: 0 K: 0 S: 3 H: 0 LOB: 0 BB: 0 P: 3	R: 1 E: 0 K: 3 S: 11 H: 2 LOB: 2 BB: 1 P: 15	1B: 4 2B: 2 3B: 0 HR: 0	SF: 0 SAC: 1 DP: 0 HBP: 1						

	AB	32
	R	4
	H	6
	RBI	4
	BB	3
	SO	6
	LOB	14

WP: 0 PB: 0 SB: 1 CS: 0 PA: 37

PITCHER		IP	WLS	BF	H	R	ER	SO	BB	IBB	HBP	BLK	WP	HR	S	P	ERA	WHIP
Tom Seaver, R ERA: 3.78	(1, 1)	8.1	W	35	6	4	4	4	3	0	1	0	0	0	39	52	4.32	1.080
Jesse Orosco, L ERA: 1.29	(9, 1)	0.2	S	2	0	0	0	2	0	0	0	0	0	0	6	6	0.00	0.000

PITCHER	IP	WLS	BF	H	R	ER	SO	BB	IBB	HBP	BLK	WP	HR	S	P	ERA	WHIP

Batter	1	2	3	4	5	6	7	8	9	AB	R	H	RBI	BB	SO	LOB
Mookie Wilson, S (1, 8) OBP: 0.302, SLG: 0.362	HR		4-3		SF7 1B 1-3 2-H 2B		4-3		F4	5	2	2	2	0	0	2
Hubie Brooks, R (1, 5) OBP: 0.298, SLG: 0.335	F6-3		5-3		SF7 2-3 3-H			F8	2-H 3-H 2B	4	0	1	3	0	0	0
Keith Hernandez, L (1, 3) OBP: 0.400, SLG: 0.442	F7			F3-6-1 1B	3-H 1B			S S S K	IBB	4	0	2	1	1	1	0
George Foster, R (1, 7) OBP: 0.291, SLG: 0.412 Jesse Orosco, R (9, 1) OBP: 0.308, SLG: 0.333	F2			F3-6-1 1-2	F8			HR 1B	F9	5 0	1 0	1 0	0 0	0 0	0 0	4 0
Darryl Strawberry, L (1, 9) OBP: 0.323, SLG: 0.499		3-1		L5		F7		1-H HR		4	1	1	2	0	0	0
Brian Giles, R (1, 4) OBP: 0.301, SLG: 0.279		3-1 1B			1B 1B	S S S K		3-1		4	1	2	0	0	1	0
Junior Ortiz, R (1, 2) OBP: 0.266, SLG: 0.269		3-1 1-2			1B 1-2 2B 1B	S S S K			2B 2B 1B	4	2	2	0	0	1	1
José Oquendo, S (1, 6) OBP: 0.273, SLG: 0.258 Danny Heep, L (9, PH) OBP: 0.329, SLG: 0.405 (9, 7)		F8			F7		S S S K		1-3 2B	3 1	0 1	0 1	0 0	0 0	1 0	3 0
Ed Lynch, R (1, 1) OBP: 0.154, SLG: 0.167 Scott Holman, R (2, 1) OBP: 0.429, SLG: 0.238 Rusty Staub, L (5, PH) OBP: 0.333, SLG: 0.398 John Stearns, R (5, PH) Tom Gorman, L (6, 1) OBP: 0.000, SLG: 0.000 Mark Bradley, R (7, PH) OBP: 0.000, SLG: 0.000 Carlos Diaz, R (7, 1) Dave Kingman, R (8, PH) OBP: 0.345, SLG: 0.395 Bob Bailor, R (8, 6) OBP: 0.364, SLG: 0.295			3-1		2B SF7 1-2 2-H 1B		S S S K		F2	0 1 1 0 0 1 0 1	0 0 1 1 0 0 0 0	0 0 0 1 0 0 0 0	0 0 0 0 0 0 1 0	0 0 0 0 0 0 0 0	0 0 0 0 0 0 0 0	0 0 0 0 0 0 0 2
Inning Stats	R: 1 E: 0 K: 0 S: 4 H: 1 LOB: 0 BB: 0 P: 4	R: 0 E: 0 K: 0 S: 4 H: 1 LOB: 1 BB: 0 P: 4	R: 0 E: 0 K: 0 S: 3 H: 0 LOB: 0 BB: 0 P: 3	R: 0 E: 0 K: 0 S: 3 H: 1 LOB: 0 BB: 0 P: 3	R: 4 E: 0 K: 0 S: 8 H: 5 LOB: 1 BB: 0 P: 8	R: 0 E: 0 K: 2 S: 7 H: 0 LOB: 0 BB: 0 P: 7	R: 0 E: 0 K: 2 S: 7 H: 0 LOB: 0 BB: 0 P: 7	R: 2 E: 0 K: 1 S: 7 H: 2 LOB: 0 BB: 0 P: 7	R: 2 E: 0 K: 0 S: 6 H: 3 LOB: 2 BB: 1 P: 10	1B: 8 2B: 3 3B: 0 HR: 2 SF: 1 SAC: 0 DP: 1 HBP: 0						

PITCHER		IP	WLS	BF	H	R	ER	SO	BB	IBB	HBP	BLK	WP	HR	S	P	ERA	WHIP
Bill Gullickson, R ERA: 3.88	(1, 1)	5.0		22	8	5	5	0	0	0	0	0	0	1	22	22	9.00	1.600
Ray Burris, R ERA: 3.48	(6, 1)	3.0		12	3	3	3	5	0	0	0	0	0	1	22	22	9.00	1.000
Dan Schatzeder, L ERA: 2.99	(9, 1)	0.0		1	1	0	0	0	0	0	0	0	0	0	1	1	∞	∞
Jeff Reardon, R ERA: 2.89	(9, 1)	1.0	W	5	1	1	1	0	0	1	0	0	0	0	4	8	9.00	1.000

PITCHER	IP	WLS	BF	H	R	ER	SO	BB	IBB	HBP	BLK	WP	HR	S	P	ERA	WHIP

TOP

New York Mets @ Montreal Expos

Olympic Stadium, Montreal, QB

Sat Sep 10 1983, 7:05 PM EDT
Att. 33,848 - Unknown

livebaseballscorecards.com

AB	38
R	9
H	13
RBI	9
BB	1
SO	5
LOB	12

PA: 40

New York Mets @ Montreal Expos

Olympic Stadium, Montreal, QB

Sat Sep 10 1983, 7:05 PM EDT

Att. 33,848 - Unknown

livebaseballscorecards.com

BOTTOM

Batter	1	2	3	4	5	6	7	8	9	AB	R	H	RBI	BB	SO	LOB
Tim Raines, S (1, 7) OBP: 0.384, SLG: 0.420	4-0 BBB 2B HR BB x 0-0 ③ 3-1		x 0-0 ② 1-3		x 0-0 1-H HR		x 0-0 ③ L1			4	2	1	2	1	0	4
Manny Trillo, R (1, 4) OBP: 0.324, SLG: 0.357	x 0-0 1-3 HR 2B	x 0-0 HR 2B	x 0-0 ③ G3		x 0-0 ③ F5			SSS 0-3 ① K		5	2	2	0	0	1	0
Andre Dawson, R (1, 8) OBP: 0.351, SLG: 0.565	x 0-0 ① F4	x 0-0 2-H HR		SSS 0-3 ① K		x 0-0 ① 5-3		x 0-0 ② F9		5	1	1	2	0	1	2
Al Oliver, L (1, 3) OBP: 0.342, SLG: 0.410	BBBB 4-0 HR BB	x 0-0 FC4-6 1B 1B		x 0-0 ② 3-1		x 0-0 ② 6-3		x 0-0 ③ F9		4	1	1	0	1	0	0
Gary Carter, R (1, 2) OBP: 0.342, SLG: 0.462	x 0-0 1-H 2-H 3-H HR	x 0-0 FC4-6 1-2 1B		x 0-0 HR		BBBB 4-0 BB			SSS 0-3 ① K	4	2	3	5	1	1	0
Tim Wallach, R (1, 5) OBP: 0.343, SLG: 0.461	x 0-0 BB 2B	SSS 0-3 ① K		x 0-0 ③ F9		x 0-0 ③ F4			x 0-0 HR	5	1	2	1	0	1	3
Terry Francona, L (1, 9) OBP: 0.247, SLG: 0.284	IIII 4-0 BB IBB	x 0-0 ② FC4-6 1-2f 2-3			x 0-0 ① 6-3		x 0-0 ① 3-1			3	0	0	0	1	0	2
Doug Flynn, R (1, 6) OBP: 0.268, SLG: 0.290	x 0-0 ② F7	x 0-0 ③ F8			SSS 0-3 ② K		x 0-0 SH2-4 1B			4	0	1	0	0	1	4
Bill Gullickson, R (1, 1) OBP: 0.137, SLG: 0.130 Mike Fuentes, R (5, PH) OBP: 0.500, SLG: 0.500 Ray Burris, R (6, 1) OBP: 0.293, SLG: 0.289 Dan Schatzeder, L (9, 1) OBP: 0.200, SLG: 0.200 Jeff Reardon, R (9, 1) OBP: 0.125, SLG: 0.125	BBBB 4-0 1-2 2-3 BB		x 0-0 ① F4		x 0-0 HR 1B		x 0-0 ② SH2-4 1-2			1 1 0 0 0	0 1 0 0 0	0 1 0 0 0	0 0 0 0 0	1 0 0 0 0	0 0 0 0 0	0 0 0 0 0
Inning Stats	R: 4 E: 0 K: 0 S: 6 H: 3 LOB: 3 BB: 4 P: 22	R: 2 E: 0 K: 1 S: 9 H: 4 LOB: 2 BB: 0 P: 9	R: 0 E: 0 K: 0 S: 3 H: 0 LOB: 0 BB: 0 P: 3	R: 1 E: 0 K: 1 S: 6 H: 1 LOB: 0 BB: 0 P: 6	R: 2 E: 0 K: 1 S: 7 H: 2 LOB: 0 BB: 0 P: 7	R: 0 E: 0 K: 0 S: 3 H: 0 LOB: 1 BB: 1 P: 7	R: 0 E: 0 K: 0 S: 4 H: 1 LOB: 1 BB: 0 P: 4	R: 0 E: 0 K: 1 S: 5 H: 0 LOB: 0 BB: 0 P: 5	R: 1 E: 0 K: 1 S: 4 H: 1 LOB: 0 BB: 0 P: 4	1B: 4 2B: 3 3B: 0 HR: 5 SF: 0 SAC: 1 DP: 0 HBP: 0						

	AB	36
	R	10
	H	12
	RBI	10
	BB	5
	SO	5
	LOB	15

WP: 0 PB: 0 SB: 0 CS: 0 PA: 42

PITCHER		IP	WLS	BF	H	R	ER	SO	BB	IBB	HBP	BLK	WP	HR	S	P	ERA	WHIP
Ed Lynch, R ERA: 4.19	(1, 1)	1.0		12	5	6	6	0	3	1	0	0	0	2	8	24	54.00	8.000
Scott Holman, R ERA: 3.87	(2, 1)	3.0		12	3	1	1	2	0	0	0	0	0	1	16	16	3.00	1.000
Tom Gorman, L ERA: 4.6	(5, 1)	2.0		9	2	2	2	1	1	0	0	0	0	1	10	14	9.00	1.500
Carlos Diaz, L ERA: 2.07	(7, 1)	2.0		7	1	0	0	1	0	0	0	0	0	0	9	9	0.00	0.500
Jesse Orosco, L ERA: 1.37	(9, 1)	0.1	L	2	1	1	1	1	0	0	0	0	0	1	4	4	27.00	3.000

PITCHER		IP	WLS	BF	H	R	ER	SO	BB	IBB	HBP	BLK	WP	HR	S	P	ERA	WHIP

Batter	1	2	3	4	5	6	7	8	9	AB	R	H	RBI	BB	SO	LOB
Mookie Wilson, S (1, 8) OBP: 0.303, SLG: 0.364	CS 1B		FC6-5 BB 1B 2-3		2B			5-3		4	0	2	0	0	0	1
Hubie Brooks, R (1, 5) OBP: 0.297, SLG: 0.335	1-3 1-2		BB 1B 1-2		F6-3			F9		4	0	1	0	0	0	2
Keith Hernandez, L (1, 3) OBP: 0.399, SLG: 0.440	3-1		BBBB FC5-4 BB 1-2 2-3			L5		3-1		3	0	0	0	1	0	0
George Foster, R (1, 7) OBP: 0.288, SLG: 0.409		5-3	FC5-4 1-2f			F6-3			F6-3	4	0	0	0	0	0	3
Darryl Strawberry, L (1, 9) OBP: 0.322, SLG: 0.496		S 1B		4-3		SSS K			3-1	4	0	1	0	0	1	0
Bob Bailor, R (1, 6) OBP: 0.291, SLG: 0.291		SSS K 1-2		F6-3			F9		F9	4	0	0	0	0	1	1
Brian Giles, R (1, 4) OBP: 0.301, SLG: 0.280		5-3		5-3			1B			3	0	1	0	0	0	1
Junior Ortiz, R (1, 2) OBP: 0.267, SLG: 0.277			FC6-5 2B		F8		L9			3	0	1	0	0	0	1
Mike Torrez, R (1, 1) OBP: 0.067, SLG: 0.051			B3		SSS K		SSS K			2	0	0	0	0	1	1
Danny Heep, L (7, PH) OBP: 0.328, SLG: 0.403										1	0	0	0	0	1	1
Carlos Diaz, R (7, 1)										0	0	0	0	0	0	0
Inning Stats	R: 0 E: 0 K: 0 S: 3 H: 1 LOB: 0 BB: 0 P: 3	R: 0 E: 0 K: 1 S: 6 H: 1 LOB: 1 BB: 0 P: 6	R: 0 E: 0 K: 0 S: 5 H: 2 LOB: 3 BB: 1 P: 9	R: 0 E: 0 K: 0 S: 3 H: 0 LOB: 0 BB: 0 P: 3	R: 0 E: 0 K: 1 S: 6 H: 1 LOB: 1 BB: 0 P: 6	R: 0 E: 0 K: 1 S: 5 H: 0 LOB: 0 BB: 0 P: 5	R: 0 E: 0 K: 1 S: 6 H: 1 LOB: 1 BB: 0 P: 6	R: 0 E: 0 K: 0 S: 3 H: 0 LOB: 0 BB: 0 P: 3	R: 0 E: 0 K: 0 S: 3 H: 0 LOB: 0 BB: 0 P: 3	1B: 4 2B: 2 3B: 0 HR: 0 SF: 0 SAC: 0 DP: 0 HBP: 0						

PITCHER	IP	WLS	BF	H	R	ER	SO	BB	IBB	HBP	BLK	WP	HR	S	P	ERA	WHIP
Charlie Lea, R (1, 1) ERA: 2.96	9.0	W	33	6	0	0	4	1	0	0	0	0	0	40	44	0.00	0.778

PITCHER	IP	WLS	BF	H	R	ER	SO	BB	IBB	HBP	BLK	WP	HR	S	P	ERA	WHIP

TOP

New York Mets @ Montreal Expos

Olympic Stadium, Montreal, QB

Sun Sep 11 1983, 3:33 AM EDT

Att. 45,064 - Unknown

livebaseballscorecards.com

AB	32
R	0
H	6
RBI	0
BB	1
SO	4
LOB	11

WP: 0 PA: 33
PB: 0
SB: 1
CS: 1

New York Mets @ Montreal Expos

Olympic Stadium, Montreal, QB

Sun Sep 11 1983, 3:33 AM EDT

Att. 45,064 - Unknown

livebaseballscorecards.com

BOTTOM

Batter	1	2	3	4	5	6	7	8	9	AB	R	H	RBI	BB	SO	LOB
Tim Raines, S (1, 7) OBP: 0.387, SLG: 0.420	4-3		G6-4-3 BB		S 2B BB		6-3 BB			1	1	0	0	3	0	0
Manny Trillo, R (1, 4) OBP: 0.320, SLG: 0.353	6-3		G6-4-3 1-2f		F4 1-2		6-3 1-2			4	0	0	0	0	0	3
Andre Dawson, R (1, 8) OBP: 0.352, SLG: 0.565	F3			1B 2B	6-3		IBB			3	1	1	0	1	0	1
Al Oliver, L (1, 3) OBP: 0.345, SLG: 0.415		FC4 BB 1B		2B 2B 2-3	2B 2-H		G3			4	1	3	1	0	0	2
Gary Carter, R (1, 2) OBP: 0.343, SLG: 0.464		FC4 1-2 BB		2B 1-3 3-H	5-3			F5		3	1	1	1	1	0	1
Tim Wallach, R (1, 5) OBP: 0.343, SLG: 0.461		F7		8-1-4 2-H 3-H	5-3			F7		4	0	1	2	0	0	2
Terry Francona, L (1, 9) OBP: 0.247, SLG: 0.283		FC4 FC5-4 1-2f 2-3		8-1-4 2-3f		F4-6-3 1B		4-3		4	0	1	0	0	0	3
Doug Flynn, R (1, 6) OBP: 0.269, SLG: 0.292		FC5-4 1-2f		2B		F4-6-3 1-2				3	0	1	0	0	0	3
Charlie Lea, R (1, 1) OBP: 0.108, SLG: 0.079			K	5-3			K			3	0	0	0	0	2	1
Inning Stats	R: 0 E: 0 K: 0 S: 3 H: 0 LOB: 0 BB: 0 P: 3	R: 0 E: 0 K: 0 S: 4 H: 1 LOB: 2 BB: 1 P: 8	R: 0 E: 0 K: 1 S: 4 H: 0 LOB: 0 BB: 1 P: 8	R: 3 E: 0 K: 0 S: 7 H: 5 LOB: 1 BB: 0 P: 7	R: 1 E: 0 K: 0 S: 4 H: 1 LOB: 1 BB: 1 P: 8	R: 0 E: 0 K: 0 S: 3 H: 1 LOB: 0 BB: 0 P: 3	R: 0 E: 0 K: 1 S: 5 H: 0 LOB: 2 BB: 2 P: 13	R: 0 E: 0 K: 0 S: 3 H: 0 LOB: 0 BB: 0 P: 3		1B: 3 2B: 6 3B: 0 HR: 0	SF: 0 SAC: 0 DP: 3 HBP: 0			WP: 0 PB: 0 SB: 1 CS: 0	PA: 34		

	AB	29
	R	4
	H	8
	RBI	4
	BB	5
	SO	2
	LOB	16

PITCHER		IP	WLS	BF	H	R	ER	SO	BB	IBB	HBP	BLK	WP	HR	S	P	ERA	WHIP
Mike Torrez, R ERA: 4.04	(1, 1)	6.0	L	26	8	4	4	1	3	0	0	0	0	0	25	37	6.00	1.833
Carlos Diaz, L ERA: 2.01	(7, 1)	2.0		8	0	0	0	1	1	1	0	0	0	0	8	16	0.00	0.500

PITCHER	IP	WLS	BF	H	R	ER	SO	BB	IBB	HBP	BLK	WP	HR	S	P	ERA	WHIP

Batter	1	2	3	4	5	6	7	8	9	AB	R	H	RBI	BB	SO	LOB
Mookie Wilson, S (1, 8) OBP: 0.301, SLG: 0.362	F7		4-3			1-3		F8		4	0	0	0	0	0	1
Hubie Brooks, R (1, 5) (8, 4) OBP: 0.295, SLG: 0.332	K			K		K			K	4	0	0	0	0	4	0
Keith Hernandez, L (1, 3) OBP: 0.397, SLG: 0.436	1-3			L4			6-3		K	4	0	0	0	0	1	0
George Foster, R (1, 7) OBP: 0.288, SLG: 0.407		5-3		5-3			BBB, 4-0, E, G1-2-3, BB		F8	3	0	0	0	1	0	0
Darryl Strawberry, L (1, 9) OBP: 0.325, SLG: 0.505		K			HR		E9, 1-3, 1B			3	1	2	1	0	1	0
Brian Giles, R (1, 4) OBP: 0.299, SLG: 0.278		K			F8		4-0, IBB			2	0	0	0	0	1	0
Danny Heep, L (7, PH) OBP: 0.331, SLG: 0.403										0	0	0	0	1	0	0
Ron Hodges, L (7, 2) OBP: 0.378, SLG: 0.295										0	0	0	0	0	0	0
Junior Ortiz, R (1, 2) OBP: 0.264, SLG: 0.273			K		G3		G1-2-3, 3-Hf			2	0	0	0	0	1	0
Rusty Staub, L (7, PH) OBP: 0.375, SLG: 0.394										1	0	0	0	0	0	3
Bob Bailor, R (7, 4) (8, 6) OBP: 0.291, SLG: 0.291										0	0	0	0	0	0	0
José Oquendo, S (1, 6) OBP: 0.274, SLG: 0.260			SH1-4, 1B		K			K		2	0	1	0	0	1	0
Clint Hurdle, L (8, PH) (8, 5)										1	0	0	0	0	1	0
Ron Darling, R (1, 1) OBP: 0.333, SLG: 0.333			SH1-4, 1-2			1-3		2-3		1	0	0	0	0	0	0
Dave Kingman, R (8, PH) OBP: 0.262, SLG: 0.383										1	0	0	0	0	0	0
Doug Sisk, R (8, 1) OBP: 0.400, SLG: 0.400										0	0	0	0	0	0	0
Inning Stats	R: 0 E: 0 K: 1 S: 5 H: 0 LOB: 0 BB: 0 P: 5	R: 0 E: 0 K: 2 S: 7 H: 0 LOB: 0 BB: 0 P: 7	R: 0 E: 0 K: 1 S: 6 H: 1 LOB: 1 BB: 0 P: 6	R: 0 E: 0 K: 1 S: 5 H: 0 LOB: 0 BB: 0 P: 5	R: 1 E: 0 K: 1 S: 6 H: 1 LOB: 0 BB: 0 P: 6	R: 0 E: 0 K: 1 S: 5 H: 0 LOB: 0 BB: 0 P: 5	R: 0 E: 1 K: 0 S: 3 H: 1 LOB: 2 BB: 2 P: 11	R: 0 E: 0 K: 1 S: 5 H: 0 LOB: 0 BB: 0 P: 5	R: 0 E: 0 K: 2 S: 7 H: 0 LOB: 0 BB: 0 P: 7	1B: 2 2B: 0 3B: 0 HR: 1 SF: 0 SAC: 1 DP: 1 HBP: 0						

PITCHER		IP	WLS	BF	H	R	ER	SO	BB	IBB	HBP	BLK	WP	HR	S	P	ERA	WHIP
John Denny, R ERA: 2.39	(1, 1)	8.0	W	28	3	1	1	8	1	1	0	0	0	1	42	50	1.12	0.500
Al Holland, L ERA: 2.48	(9, 1)	1.0	S	3	0	0	0	2	0	0	0	0	0	0	7	7	0.00	0.000

PITCHER	IP	WLS	BF	H	R	ER	SO	BB	IBB	HBP	BLK	WP	HR	S	P	ERA	WHIP

TOP

New York Mets @ Philadelphia Phillies

Veterans Stadium, Philadelphia, PA

Mon Sep 12 1983, 7:05 PM EDT

Att. 10,257 - Unknown

livebaseballscorecards.com

AB	28
R	1
H	3
RBI	1
BB	2
SO	10
LOB	4

WP: 0 PB: 0 SB: 0 CS: 0 PA: 31

Batter	1	2	3	4	5	6	7	8	9	AB	R	H	RBI	BB	SO	LOB
Joe Morgan, L (1, 4) OBP: 0.356, SLG: 0.364	L8		CS 1B	G5-4-3 HBP			WP S BB			2	0	1	0	1	0	0
Jeff Stone, L (7, PR)										0	0	0	0	0	0	0
Kiko Garcia, R (8, 4) OBP: 0.342, SLG: 0.426										0	0	0	0	0	0	0
Pete Rose, S (1, 3) OBP: 0.313, SLG: 0.281	HBP BB		BB 1B 1B 1-2 HBP	G5-4-3 1-2f			E4 FC4-6 1-3			2	1	0	0	1	0	3
Mike Schmidt, R (1, 5) OBP: 0.400, SLG: 0.515	HBP 1-2		1B BB BB 1-2 1B		G3-6-3 BB		P4			2	1	1	0	1	0	2
Joe Lefebvre, L (1, 7) OBP: 0.409, SLG: 0.549 (9, 9)	K		BB 1B 1-2 2-3 BB		G3-6-3 1-2f		FC4-6 1-2f			3	0	0	0	1	1	5
Von Hayes, L (1, 9) OBP: 0.326, SLG: 0.365 Al Holland, R (9, 1)	K		BB 1-2 2-3 3-H 1B		E4 PO			G3		4 0	0 0	1 0	1 0	0 0	1 0	2 0
Greg Gross, L (1, 8) OBP: 0.378, SLG: 0.353 (9, 7)		G4-3 1B	BB 1-2 2-3 3-H BB		PO 1-2	6-3		6-3		3	0	1	1	1	0	0
Bo Diaz, R (1, 2) OBP: 0.292, SLG: 0.357		G4-3 1-2f	K				L3 BB	5-3		3	0	0	0	1	1	4
Ivan De Jesus, R (1, 6) OBP: 0.316, SLG: 0.311		F7		SH3-4 1B		L3 1-2				3	0	1	0	0	0	1
John Denny, R (1, 1) OBP: 0.214, SLG: 0.206 Bob Dernier, R (9, 8) OBP: 0.288, SLG: 0.290			P2	SH3-4 1-2			5-3			2 0	0 0	0 0	0 0	0 0	0 0	0 0
Inning Stats	R: 0 E: 0 K: 2 S: 7 H: 0 LOB: 2 BB: 1 P: 12	R: 0 E: 0 K: 0 S: 3 H: 1 LOB: 0 BB: 0 P: 3	R: 2 E: 0 K: 1 S: 7 H: 3 LOB: 3 BB: 2 P: 16	R: 0 E: 0 K: 0 S: 3 H: 1 LOB: 1 BB: 0 P: 4	R: 0 E: 1 K: 0 S: 2 H: 0 LOB: 0 BB: 1 P: 6	R: 0 E: 0 K: 0 S: 2 H: 0 LOB: 0 BB: 1 P: 6	R: 0 E: 1 K: 0 S: 4 H: 0 LOB: 2 BB: 1 P: 8	R: 0 E: 0 K: 0 S: 3 H: 0 LOB: 0 BB: 0 P: 3		1B: 5 2B: 1 3B: 0 HR: 0	SF: 0 SAC: 1 DP: 4 HBP: 3			WP: 1 PB: 0 SB: 1 CS: 1	PA: 35	

PITCHER		IP	WLS	BF	H	R	ER	SO	BB	IBB	HBP	BLK	WP	HR	S	P	ERA	WHIP
Ron Darling, R ERA: 2.03	(1, 1)	7.0	L	31	5	2	2	3	6	0	3	0	1	0	28	55	2.57	1.571
Doug Sisk, R ERA: 2.2	(8, 1)	1.0		3	0	0	0	0	0	0	0	0	0	0	3	3	0.00	0.000

PITCHER	IP	WLS	BF	H	R	ER	SO	BB	IBB	HBP	BLK	WP	HR	S	P	ERA	WHIP

BOTTOM

New York Mets @ Philadelphia Phillies

Veterans Stadium, Philadelphia, PA

Mon Sep 12 1983, 7:05 PM EDT

Att. 10,257 - Unknown

livebaseballscorecards.com

AB	24
R	2
H	5
RBI	2
BB	6
SO	3
LOB	17

New York Mets @ Philadelphia Phillies

Veterans Stadium, Philadelphia, PA

Tue Sep 13 1983, 7:05 PM EDT

Att. 15,635 - Unknown

TOP

livebaseballscorecards.com

Batter	1	2	3	4	5	6	7	8	9	AB	R	H	RBI	BB	SO	LOB
Mookie Wilson, S (1, 8) OBP: 0.299, SLG: 0.359	4-3	F8			L9		F8		L9	5	0	0	0	0	0	0
Hubie Brooks, R (1, 4) (6, 5) OBP: 0.293, SLG: 0.330	5-3		F9		K		4-3			4	0	0	0	0	1	0
Keith Hernandez, L (1, 3) OBP: 0.399, SLG: 0.440	BB 1B BB		1-3			2B 3B	FC6-4 BB			2	2	1	0	2	0	0
George Foster, R (1, 7) OBP: 0.288, SLG: 0.405	1B 1-2 BB		K			K	FC6-4 1-2f			3	0	0	0	1	2	2
Darryl Strawberry, L (1, 9) OBP: 0.329, SLG: 0.519	1-2 2-H 1B			HR		S 4-3 3-H 2B		F7		4	2	3	3	0	0	0
Clint Hurdle, L (1, 5) Dave Kingman, R (6, PH) OBP: 0.265, SLG: 0.383 José Oquendo, S (6, PR) OBP: 0.273, SLG: 0.259 (6, 6)	4-3			4-3		4-3 S IBB		F9		2 0 1	0 0 0	0 0 0	0 0 0	0 1 0	0 0 0	2 0 0
Bob Bailor, R (1, 6) OBP: 0.290, SLG: 0.288 (6, 4)		1-3		6-3		4-3 1-2 2-3 IBB		F8		3	0	0	0	1	0	0
Mike Fitzgerald, R (1, 2) OBP: 0.250, SLG: 1.000		HR		6-3		4-3 1-2 2-3 3-H			K	4	1	1	2	0	1	2
Walt Terrell, L (1, 1) OBP: 0.216, SLG: 0.472		K			K	4-3			L8	4	0	0	0	0	2	3

	AB	32
	R	5
	H	5
	RBI	5
	BB	5
	SO	6
	LOB	9

Inning Stats																		
	R: 1	H: 1	R: 1	H: 1	R: 0	H: 0	R: 1	H: 1	R: 0	H: 0	R: 2	H: 2	R: 0	H: 0	R: 0	H: 0	R: 0	H: 0
	E: 0	LOB: 2	E: 0	LOB: 0	E: 0	LOB: 0	E: 0	LOB: 0	E: 0	LOB: 0	E: 0	LOB: 3	E: 0	LOB: 1	E: 0	LOB: 0	E: 0	LOB: 0
	K: 0	BB: 2	K: 1	BB: 0	K: 1	BB: 0	K: 0	BB: 0	K: 2	BB: 0	K: 1	BB: 2	K: 0	BB: 1	K: 0	BB: 0	K: 1	BB: 0
	S: 4	P: 12	S: 6	P: 6	S: 5	P: 5	S: 4	P: 4	S: 7	P: 7	S: 7	P: 15	S: 3	P: 7	S: 3	P: 3	S: 5	P: 5

1B: 1	SF: 0
2B: 1	SAC: 0
3B: 1	DP: 0
HR: 2	HBP: 0

WP: 0	PA: 37
PB: 0	
SB: 2	
CS: 0	

PITCHER		IP	WLS	BF	H	R	ER	SO	BB	IBB	HBP	BLK	WP	HR	S	P	ERA	WHIP
Tony Ghelfi, R ERA: 3.14	(1, 1)	5.0	L	20	3	3	3	4	2	0	0	0	0	2	26	34	5.40	1.000
Tug McGraw, L ERA: 3.69	(6, 1)	2.0		11	2	2	2	1	1	2	0	0	0	0	10	22	9.00	1.500
Larry Andersen, R ERA: 2.14	(8, 1)	2.0		6	0	0	0	1	0	0	0	0	0	0	8	8	0.00	0.000

PITCHER	IP	WLS	BF	H	R	ER	SO	BB	IBB	HBP	BLK	WP	HR	S	P	ERA	WHIP

New York Mets @ Philadelphia Phillies

Veterans Stadium, Philadelphia, PA

Tue Sep 13 1983, 7:05 PM EDT

Att. 15,635 - Unknown

BOTTOM

livebaseballscorecards.com

Batter	1	2	3	4	5	6	7	8	9	AB	R	H	RBI	BB	SO	LOB
Joe Morgan, L (1, 4) OBP: 0.357, SLG: 0.363	F8		1B		FC6-4 1-2 BB		F5			3	0	1	0	1	0	1
Pete Rose, S (1, 3) OBP: 0.311, SLG: 0.279	F7		4-3		FC6-4 1-2f			3-1		4	0	0	0	0	0	2
Mike Schmidt, R (1, 5) OBP: 0.400, SLG: 0.513	F2			G5-4-3 BB	K			BB		2	0	0	0	2	1	0
Joe Lefebvre, L (1, 7) OBP: 0.402, SLG: 0.539		G3		G5-4-3 1-2f		G3		L7		4	0	0	0	0	0	2
Von Hayes, L (1, 9) OBP: 0.328, SLG: 0.370		1-3 1B 1B		E 2B		K		F7		4	0	2	0	0	1	1
Greg Gross, L (1, 8) OBP: 0.376, SLG: 0.356		1-3 1-2		E6 2-3			F9 E 2B		F7	4	1	1	0	0	0	2
Bo Diaz, R (1, 2) OBP: 0.292, SLG: 0.356		2-H 1B		F7			6-3		F8	4	0	1	0	0	0	3
Ivan De Jesus, R (1, 6) OBP: 0.314, SLG: 0.309			5-3		F8		F9 2-3		4-3	4	0	0	0	0	0	1
Tony Ghelfi, R (1, 1) OBP: 0.250, SLG: 0.250			4-3		BB 1B		E6 3-H			1	0	0	0	0	0	0
Jeff Stone, L (5, PH) OBP: 1.000, SLG: 1.000										1	0	1	0	0	0	0
Tug McGraw, R (6, 1) OBP: 0.333, SLG: 0.333										0	0	0	0	0	0	0
Len Matuszek, L (7, PH) OBP: 0.167, SLG: 0.067										1	0	0	0	0	0	0
Larry Andersen, R (8, 1)										0	0	0	0	0	0	0

	AB	32
	R	1
	H	6
	RBI	0
	BB	3
	SO	2
	LOB	12

Inning Stats	1	2	3	4	5	6	7	8	9
	R: 0 E: 0 K: 0 S: 3	H: 0 LOB: 0 BB: 0 P: 3	R: 0 E: 0 K: 0 S: 4	H: 2 LOB: 2 BB: 0 P: 4	R: 0 E: 0 K: 0 S: 4	H: 1 LOB: 1 BB: 0 P: 4	R: 0 E: 1 K: 0 S: 4	H: 1 LOB: 2 BB: 1 P: 8	R: 0 E: 0 K: 0 S: 3	H: 1 LOB: 1 BB: 1 P: 7	R: 0 E: 0 K: 2 S: 7	H: 0 LOB: 0 BB: 0 P: 7	R: 1 E: 1 K: 0 S: 5	H: 1 LOB: 1 BB: 0 P: 5	R: 0 E: 0 K: 0 S: 3	H: 0 LOB: 1 BB: 1 P: 7	R: 0 E: 0 K: 0 S: 3	H: 0 LOB: 0 BB: 0 P: 3

	1B: 4	SF: 0	WP: 0	PA: 35
	2B: 2	SAC: 0	PB: 0	
	3B: 0	DP: 1	SB: 0	
	HR: 0	HBP: 0	CS: 0	

PITCHER	IP	WLS	BF	H	R	ER	SO	BB	IBB	HBP	BLK	WP	HR	S	P	ERA	WHIP
Walt Terrell, R (1, 1) ERA: 3.64	9.0	W	35	6	1	0	2	3	0	0	0	0	0	36	48	0.00	1.000

PITCHER	IP	WLS	BF	H	R	ER	SO	BB	IBB	HBP	BLK	WP	HR	S	P	ERA	WHIP

Batter	1	2	3	4	5	6	7	8	9	AB	R	H	RBI	BB	SO	LOB
Lonnie Smith, R (1, 7) OBP: 0.372, SLG: 0.435	E5 S 1B		1B S 1B		F8		1-3		F8	5	1	1	0	0	0	0
David Green, R (9, 9) OBP: 0.322, SLG: 0.425										0	0	0	0	0	0	0
Ozzie Smith, S (1, 6) OBP: 0.320, SLG: 0.338	6-3 1-2		F9 1-2		BBBB 4-0 S BB		3-1		FC6-4 1B	4	0	1	0	1	0	2
Willie McGee, S (1, 8) OBP: 0.323, SLG: 0.384	F9 S 1B 2-H		L9		F9 1-2		SSS 0-3 K		FC6-4 1-2f	5	0	1	1	0	1	3
George Hendrick, R (1, 3) OBP: 0.381, SLG: 0.504	F9 1-3		BB 1B 2-3		5-3			1B 1B		4	0	2	0	0	0	2
Andy Van Slyke, L (1, 9) OBP: 0.358, SLG: 0.441 (9, 7)	F8		BBBB 4-0 1-2 BB			G3		B2		3	0	0	0	1	0	2
Ken Oberkfell, L (1, 5) OBP: 0.372, SLG: 0.384		F7	F8			4-3		F8		3	0	0	0	0	0	3
Bill Lyons, R (6, 5) OBP: 0.204, SLG: 0.250										1	0	0	0	0	0	1
Darrell Porter, L (1, 2) OBP: 0.350, SLG: 0.420		1B		3-1		HR		FC6-4 1-2 1B		4	1	3	1	0	0	0
Mike Ramsey, S (1, 4) OBP: 0.317, SLG: 0.348		SSS K		F7		1B		FC6-4 1-2f		4	0	1	0	0	1	3
Neil Allen, R (1, 1) OBP: 0.114, SLG: 0.159		SSS K		6-3		SSS K			5-3	0	0	0	0	0	0	0
Dave Rucker, L (6, 1)										0	0	0	0	0	0	0
Jeff Lahti, R (7, 1)										0	0	0	0	0	0	0
Bruce Sutter, R (7, 1)										1	0	0	0	0	0	0
Inning Stats	R: 1 H: 1 E: 1 LOB: 1 K: 0 BB: 0 S: 5 P: 5	R: 0 H: 1 E: 0 LOB: 1 K: 2 BB: 0 S: 8 P: 8	R: 0 H: 2 E: 0 LOB: 3 K: 0 BB: 1 S: 5 P: 9	R: 0 H: 0 E: 0 LOB: 0 K: 0 BB: 0 S: 3 P: 3	R: 0 H: 0 E: 0 LOB: 1 K: 0 BB: 1 S: 3 P: 7	R: 1 H: 2 E: 0 LOB: 1 K: 1 BB: 0 S: 7 P: 7	R: 0 H: 0 E: 0 LOB: 0 K: 1 BB: 0 S: 5 P: 5	R: 0 H: 2 E: 0 LOB: 2 K: 0 BB: 0 S: 5 P: 5	R: 0 H: 1 E: 0 LOB: 1 K: 0 BB: 0 S: 4 P: 4	1B: 8 SF: 0 2B: 0 SAC: 0 3B: 0 DP: 0 HR: 1 HBP: 0						

PITCHER		IP	WLS	BF	H	R	ER	SO	BB	IBB	HBP	BLK	WP	HR	S	P	ERA	WHIP
Tom Seaver, R ERA: 3.7	(1, 1)	7.0	L	30	6	2	1	4	2	0	0	0	0	1	36	44	1.29	1.143
Carlos Diaz, L ERA: 1.96	(8, 1)	2.0		9	3	0	0	0	0	0	0	0	0	0	9	9	0.00	1.500

PITCHER	IP	WLS	BF	H	R	ER	SO	BB	IBB	HBP	BLK	WP	HR	S	P	ERA	WHIP

TOP

St. Louis Cardinals @ New York Mets

Shea Stadium, Flushing, NY

Wed Sep 14 1983, 7:05 PM EDT

Att. 5,748 - Unknown

livebaseballscorecards.com

AB	34
R	2
H	9
RBI	2
BB	2
SO	2
LOB	16

WP: 0 PA: 39
PB: 0
SB: 4
CS: 0

Batter	1	2	3	4	5	6	7	8	9	AB	R	H	RBI	BB	SO	LOB
Mookie Wilson, S (1, 8) OBP: 0.298, SLG: 0.358	6-3		G6-4-3 1B			F7	K			4	0	1	0	0	1	2
Hubie Brooks, R (1, 4) OBP: 0.294, SLG: 0.331	1B 1B		G6-4-3 1-2f			BB 1B 1B		6-3		4	1	2	0	0	0	1
Keith Hernandez, L (1, 3) OBP: 0.400, SLG: 0.440	1-2 1B			4-3		E 1B 1-2 BB		4-3		3	0	1	0	1	0	0
George Foster, R (1, 7) OBP: 0.289, SLG: 0.405 Mark Bradley, R (8, PR) OBP: 0.281, SLG: 0.330 (9, 7)	L7			3-1		E8 1-3 2-H 1B		1B		4 0	0 0	2 0	1 0	0 0	0 0	2 0
Darryl Strawberry, L (1, 9) OBP: 0.328, SLG: 0.514	F8			CS BB		G3		K		3	0	0	0	1	1	5
Clint Hurdle, L (1, 5)		5-3		CS 1-2	F6		F6		K	4	0	0	0	0	1	0
Bob Bailor, R (1, 6) OBP: 0.290, SLG: 0.288		6-3			F9		1B 1B		K	4	0	1	0	0	1	0
Mike Fitzgerald, R (1, 2) OBP: 0.286, SLG: 0.714 Danny Heep, L (9, PH) OBP: 0.329, SLG: 0.401		5-3			K		1-3 1B		3-1	3 1	0 0	1 0	0 0	0 0	1 0	0 0
Tom Seaver, R (1, 1) OBP: 0.231, SLG: 0.237 Dave Kingman, R (7, PH) OBP: 0.265, SLG: 0.383 Rusty Staub, L (7, PH) OBP: 0.372, SLG: 0.390 Carlos Diaz, R (8, 1)			K			F8	F9			2 0 1 0	0 0 0 0	0 0 0 0	0 0 0 0	1 0 0 0	0 0 2 0	0 0 0 0
Inning Stats	R: 0 E: 0 K: 0 S: 5 H: 2 LOB: 2 BB: 0 P: 5	R: 0 E: 0 K: 0 S: 3 H: 0 LOB: 0 BB: 0 P: 3	R: 0 E: 0 K: 1 S: 5 H: 1 LOB: 0 BB: 0 P: 5	R: 0 E: 0 K: 0 S: 2 H: 0 LOB: 0 BB: 1 P: 6	R: 0 E: 0 K: 1 S: 5 H: 0 LOB: 0 BB: 0 P: 5	R: 1 E: 1 K: 0 S: 5 H: 2 LOB: 2 BB: 1 P: 9	R: 0 E: 0 K: 1 S: 7 H: 2 LOB: 2 BB: 0 P: 7	R: 0 E: 0 K: 1 S: 6 H: 1 LOB: 1 BB: 0 P: 6	R: 0 E: 0 K: 2 S: 7 H: 0 LOB: 0 BB: 0 P: 7	1B: 8 2B: 0 3B: 0 HR: 0 SF: 0 SAC: 0 DP: 1 HBP: 0						

PITCHER	IP	WLS	BF	H	R	ER	SO	BB	IBB	HBP	BLK	WP	HR	S	P	ERA	WHIP
Neil Allen, R (1, 1) ERA: 3.92	5.2	W	22	5	1	1	2	2	0	0	0	0	0	24	32	1.59	1.235
Dave Rucker, L (6, 1) ERA: 5.63	0.2		4	2	0	0	0	0	0	0	0	0	0	4	4	0.00	3.000
Jeff Lahti, R (7, 1) ERA: 3.14	0.1		1	0	0	0	0	0	0	0	0	0	0	1	1	0.00	0.000
Bruce Sutter, R (7, 1) ERA: 3.94	2.1	S	8	1	0	0	4	0	0	0	0	0	0	16	16	0.00	0.429

PITCHER	IP	WLS	BF	H	R	ER	SO	BB	IBB	HBP	BLK	WP	HR	S	P	ERA	WHIP

BOTTOM

St. Louis Cardinals @ New York Mets

Shea Stadium, Flushing, NY

Wed Sep 14 1983, 7:05 PM EDT

Att. 5,748 - Unknown

livebaseballscorecards.com

AB	33
R	1
H	8
RBI	1
BB	2
SO	6
LOB	12

WP: 0 PA: 36
PB: 0
SB: 0
CS: 1

Batter	1	2	3	4	5	6	7	8	9	AB	R	H	RBI	BB	SO	LOB
Lonnie Smith, R (1, 7) OBP: 0.375, SLG: 0.444	F9		G6-4-3, 1B		HR			1B		4	1	3	1	0	0	0
Ozzie Smith, S (1, 6) OBP: 0.319, SLG: 0.337	4-3		F8		6-3			1-2, 1B		4	0	1	0	0	0	1
Willie McGee, S (1, 8) OBP: 0.320, SLG: 0.381	F7		G6-4-3, 1-2f			F8		SSS, K		4	0	0	0	0	1	3
George Hendrick, R (1, 3) OBP: 0.380, SLG: 0.502		1B, HR, 1B		6-3		F8		F7		4	1	1	0	0	0	2
Andy Van Slyke, L (1, 5) OBP: 0.361, SLG: 0.444		HR, 1B		WP, 1B		SSS, K		SSS, K		3	1	2	0	0	1	0
Floyd Rayford, R (8, PH) OBP: 0.286, SLG: 0.358 (8, 5)										1	0	0	0	0	1	2
Darrell Porter, L (1, 2) OBP: 0.350, SLG: 0.427		1-H, 2-H, HR		F7, 1-2			5-3		6-3	3	1	1	3	0	0	1
Bill Lyons, R (9, PH) OBP: 0.200, SLG: 0.245										1	0	0	0	0	0	0
David Green, R (1, 9) OBP: 0.319, SLG: 0.421		G3		4-3			6-3		F9	4	0	0	0	0	0	1
Mike Ramsey, S (1, 4) OBP: 0.315, SLG: 0.345		F8			3-1		FC4-6, 1B		L6	4	0	1	0	0	0	0
Bob Forsch, R (1, 1) OBP: 0.302, SLG: 0.396		SSS, K			1-3		FC4-6, 1-2f			1	0	0	0	0	1	0
Dave LaPoint, L (3, 1) OBP: 0.250, SLG: 0.158										2	0	0	0	0	0	1
Jeff Lahti, R (8, 1)										0	0	0	0	0	0	0
Inning Stats	R: 0 E: 0 K: 0 S: 3 H: 0 LOB: 0 BB: 0 P: 3	R: 3 E: 0 K: 1 S: 8 H: 3 LOB: 0 BB: 0 P: 8	R: 0 E: 0 K: 0 S: 3 H: 1 LOB: 0 BB: 0 P: 3	R: 0 E: 0 K: 0 S: 4 H: 1 LOB: 1 BB: 0 P: 4	R: 1 E: 0 K: 0 S: 4 H: 1 LOB: 0 BB: 0 P: 4	R: 0 E: 0 K: 1 S: 5 H: 0 LOB: 0 BB: 0 P: 5	R: 0 E: 0 K: 0 S: 4 H: 1 LOB: 1 BB: 0 P: 4	R: 0 E: 0 K: 2 S: 9 H: 2 LOB: 2 BB: 0 P: 9	R: 0 E: 0 K: 0 S: 3 H: 0 LOB: 0 BB: 0 P: 3	1B: 7 2B: 0 3B: 0 HR: 2 SF: 0 SAC: 0 DP: 1 HBP: 0	WP: 1 PB: 0 SB: 0 CS: 0 PA: 35					

PITCHER		IP	WLS	BF	H	R	ER	SO	BB	IBB	HBP	BLK	WP	HR	S	P	ERA	WHIP
Ed Lynch, R ERA: 4.23	(1, 1)	7.0	W	29	9	4	4	2	0	0	0	0	1	2	33	33	5.14	1.286
Jesse Orosco, L ERA: 1.35	(8, 1)	2.0	S	6	0	0	0	2	0	0	0	0	0	0	10	10	0.00	0.000

PITCHER	IP	WLS	BF	H	R	ER	SO	BB	IBB	HBP	BLK	WP	HR	S	P	ERA	WHIP

TOP

St. Louis Cardinals @ New York Mets

Shea Stadium, Flushing, NY

Thu Sep 15 1983, 7:05 PM EDT

Att. 5,887 - Unknown

livebaseballscorecards.com

AB	35
R	4
H	9
RBI	4
BB	0
SO	4
LOB	11

BOTTOM

St. Louis Cardinals @ New York Mets

Shea Stadium, Flushing, NY

Thu Sep 15 1983, 7:05 PM EDT

Att. 5,887 - Unknown

livebaseballscorecards.com

Batter	1	2	3	4	5	6	7	8	9	AB	R	H	RBI	BB	SO	LOB
Mookie Wilson, S (1, 8) OBP: 0.298, SLG: 0.358	0-0 1B SF8 2B	0-0 G3		0-0 F7		SSS 0-3 K		0-0 5-3		5	1	1	0	0	1	3
Hubie Brooks, R (1, 4) (6, 5) OBP: 0.296, SLG: 0.332	0-0 2-3 1B	0-0 2-H 1B		SSS 0-3 K			0-0 F8			4	0	2	1	0	1	0
Keith Hernandez, L (1, 3) OBP: 0.399, SLG: 0.439	0-0 SF8 3-H	0-0 5-3			0-0 4-3		0-0 HR 1B			3	1	1	1	0	0	1
George Foster, R (1, 7) OBP: 0.291, SLG: 0.412	0-0 F9		SSS 0-3 K		0-0 FC1-6 1B		0-0 1-H HR			4	1	2	2	0	1	1
Darryl Strawberry, L (1, 9) OBP: 0.327, SLG: 0.510	0-0 4-3		BBBB 4-0 FC5 BB BB		0-0 FC1-6 1-2f		SSS 0-3 K			3	0	0	0	1	1	2
Clint Hurdle, L (1, 5) Brian Giles, R (5, PH) (6, 4) OBP: 0.298, SLG: 0.277		SSS 0-3 K	BBBB 4-0 1-2 BB		0-0 F9		0-0 F2			1 2	0 0	0 0	0 0	1 0	1 0	0 1
Ron Hodges, L (1, 2) OBP: 0.379, SLG: 0.297 Junior Ortiz, R (6, PH) (7, 2) OBP: 0.267, SLG: 0.276	0-0 1B E 1B	SSS 0-3 K				0-0 SH1-4 1B		0-0 E5 4-3 SH1-4		2 2	1 0	1 1	0 0	0 0	1 0	2 0
José Oquendo, S (1, 6) OBP: 0.274, SLG: 0.260	0-0 E 1-2 E 1B	0-0 FC5 2-3f				SSS 0-3 K		0-0 SH1-4 1-2		3	1	1	0	0	1	3
Ed Lynch, R (1, 1) OBP: 0.176, SLG: 0.160 Jesse Orosco, R (8, 1) OBP: 0.308, SLG: 0.333 Bob Bailor, R (8, 4) OBP: 0.289, SLG: 0.287	0-0 E1 1B 1-H 2-H			0-0 F4		0-0 SH1-4 1-2		0-0 4-3 2-3		2 0 1	1 0 0	0 0 0	0 0 0	0 0 0	0 0 0	0 0 1
Inning Stats	R: 1 E: 0 K: 0 S: 5 H: 2 LOB: 1 BB: 0 P: 5	R: 3 E: 1 K: 1 S: 9 H: 3 LOB: 1 BB: 0 P: 9	R: 0 E: 0 K: 2 S: 7 H: 0 LOB: 2 BB: 2 P: 15	R: 0 E: 0 K: 1 S: 5 H: 0 LOB: 0 BB: 0 P: 5	R: 0 E: 0 K: 0 S: 4 H: 1 LOB: 1 BB: 0 P: 4	R: 0 E: 0 K: 2 S: 8 H: 1 LOB: 1 BB: 0 P: 8	R: 2 E: 0 K: 1 S: 7 H: 2 LOB: 0 BB: 0 P: 7	R: 0 E: 1 K: 0 S: 4 H: 0 LOB: 1 BB: 0 P: 4		1B: 7 2B: 1 3B: 0 HR: 1	SF: 1 SAC: 2 DP: 0 HBP: 0			WP: 0 PB: 0 SB: 0 CS: 0	PA: 37	

PITCHER		IP	WLS	BF	H	R	ER	SO	BB	IBB	HBP	BLK	WP	HR	S	P	ERA	WHIP
Bob Forsch, R ERA: 4.56	(1, 1)	2.1		15	5	4	1	2	2	0	0	0	0	0	17	25	3.86	3.000
Dave LaPoint, L ERA: 3.77	(3, 1)	4.2	L	19	4	2	2	5	0	0	0	0	0	1	29	29	3.86	0.857
Jeff Lahti, R ERA: 3.09	(8, 1)	1.0		3	0	0	0	0	0	0	0	0	0	0	3	3	0.00	0.000

PITCHER	IP	WLS	BF	H	R	ER	SO	BB	IBB	HBP	BLK	WP	HR	S	P	ERA	WHIP

Batter	1	2	3	4	5	6	7	8	9	AB	R	H	RBI	BB	SO	LOB
23 Ryne Sandberg, R (1, 4) OBP: 0.313, SLG: 0.356	0-0 6-3		0-3 K		0-3 K	0-0 SF8 3-H			0-0 F9	4	0	0	1	0	2	0
Bill Buckner, L (1, 7) OBP: 0.311, SLG: 0.439	0-0 4-3		0-0 F9		0-0 F7	0-0 F8			0-3 K	4	0	0	0	0	0	1
Gary Woods, R (6, 7) OBP: 0.291, SLG: 0.310										1	0	0	0	0	1	0
Mel Hall, L (1, 8) OBP: 0.350, SLG: 0.493	0-3 K			0-0 2B 1B	0-0 5-3		0-0 G3		0-0 L4	5	1	1	0	0	1	0
Ron Cey, R (1, 5) OBP: 0.348, SLG: 0.462		0-0 F8		0-0 1B 1-H 2B		0-0 BB 1B	4-0 6-4-3 BB			3	2	2	1	1	0	0
Dave Owen, S (7, PR) (7, 5)										0	0	0	0	0	0	0
Keith Moreland, R (1, 9) OBP: 0.377, SLG: 0.458		0-0 6-3		0-0 2B SH5-3 2-3 1B		4-0 1B 1-2 E BB	0-0 6-4-3 1-2			2	2	1	0	1	0	0
Tom Grant, L (7, PH) (7, 9)										1	0	0	0	0	0	1
Jody Davis, R (1, 2) OBP: 0.318, SLG: 0.476		0-0 BB 1B		0-0 SH5-3 1-3 3-H 2B		0-3 K	0-0 6-3			4	0	2	1	0	1	4
Carmelo Martinez, R (1, 3) OBP: 0.295, SLG: 0.486		4-0 1-2 BB		0-0 F8		0-0 E2 1B 1-H 2-H E 1B		0-0 1-3		3	1	1	1	1	0	2
Larry Bowa, S (1, 6) OBP: 0.301, SLG: 0.328		0-0 4-3		0-0 SH5-3 2-3 3-H		4-0 E 23 SF8 IBB		0-0 F7		2	1	0	1	1	0	2
Rick Reuschel, R (1, 1) OBP: 0.167, SLG: 0.167			0-0 6-3	0-0 F8		0-0 E6 1-3 2-H 1B		0-3 K		4	0	1	0	0	1	1
Bill Campbell, R (8, 1) OBP: 0.100, SLG: 0.100										0	0	0	0	0	0	0
Inning Stats	R: 0 H: 0 E: 0 LOB: 0 K: 1 BB: 0 S: 5 P: 5	R: 0 H: 1 E: 0 LOB: 2 K: 0 BB: 1 S: 4 P: 8	R: 0 H: 0 E: 0 LOB: 0 K: 1 BB: 0 S: 5 P: 5	R: 3 H: 4 E: 0 LOB: 1 K: 0 BB: 0 S: 7 P: 7	R: 0 H: 0 E: 0 LOB: 0 K: 1 BB: 0 S: 5 P: 5	R: 4 H: 3 E: 2 LOB: 1 K: 1 BB: 2 S: 8 P: 16	R: 0 H: 0 E: 0 LOB: 2 K: 0 BB: 1 S: 3 P: 7	R: 0 H: 0 E: 0 LOB: 0 K: 1 BB: 0 S: 5 P: 5	R: 0 H: 0 E: 0 LOB: 0 K: 1 BB: 0 S: 5 P: 5	1B: 6 SF: 1 2B: 2 SAC: 1 3B: 0 DP: 0 HR: 0 HBP: 0						

TOP

Chicago Cubs @ New York Mets

Shea Stadium, Flushing, NY

Fri Sep 16 1983, 7:05 PM EDT

Att. 6,523 - Cloudy - 68 F

livebaseballscorecards.com

AB	33
R	7
H	8
RBI	5
BB	4
SO	6
LOB	11

PITCHER		IP	WLS	BF	H	R	ER	SO	BB	IBB	HBP	BLK	WP	HR	S	P	ERA	WHIP
Mike Torrez, R ERA: 4.15	(1, 1)	5.1	L	27	8	7	5	4	2	1	0	0	0	0	32	44	8.44	1.875
Doug Sisk, R ERA: 2.17	(6, 1)	1.2		6	0	0	0	0	1	0	0	0	0	0	5	9	0.00	0.600
Scott Holman, R ERA: 3.83	(8, 1)	1.0		3	0	0	0	1	0	0	0	0	0	0	5	5	0.00	0.000
Tom Gorman, L ERA: 4.5	(9, 1)	1.0		3	0	0	0	1	0	0	0	0	0	0	5	5	0.00	0.000

PITCHER	IP	WLS	BF	H	R	ER	SO	BB	IBB	HBP	BLK	WP	HR	S	P	ERA	WHIP

Chicago Cubs @ New York Mets

Shea Stadium, Flushing, NY

Fri Sep 16 1983, 7:05 PM EDT

Att. 6,523 - Cloudy - 68 F

BOTTOM

Batter	1	2	3	4	5	6	7	8	9	AB	R	H	RBI	BB	SO	LOB
Mookie Wilson, S (1, 8) OBP: 0.297, SLG: 0.358	4-3			1-3		4-3		2B 1B 2-H		4	1	1	1	0	0	0
Hubie Brooks, R (1, 4) OBP: 0.296, SLG: 0.333	K			K			6-3	1-H 2B		4	0	1	1	0	2	0
Keith Hernandez, L (1, 3) OBP: 0.396, SLG: 0.436	4-3			6-3			L7	1-4-3		4	0	0	0	0	0	1
George Foster, R (1, 7) OBP: 0.291, SLG: 0.412		F8			L3-6 2B		6-3		K	4	0	1	0	0	1	0
Darryl Strawberry, L (1, 9) OBP: 0.329, SLG: 0.509		F7			BB			HR 1B	K	3	1	1	0	1	1	0
Clint Hurdle, L (1, 5) OBP: 0.154, SLG: 0.083		1-3			K			L7	1B	4	0	1	0	0	1	3
Junior Ortiz, R (1, 2) OBP: 0.263, SLG: 0.273 Doug Sisk, R (6, 1) OBP: 0.400, SLG: 0.400 Scott Holman, R (8, 1) OBP: 0.238, SLG: 0.238 Rusty Staub, L (8, PH) OBP: 0.377, SLG: 0.425 Tom Gorman, L (9, 1) OBP: 0.250, SLG: 0.250 Danny Heep, L (9, PH) OBP: 0.328, SLG: 0.399			4-3		L3-6 2-3			1-H HR	K	2 0 0 1 0 0 1	0 0 0 1 0 0 0	0 0 0 1 0 0 1	0 0 0 2 0 0 1	0 0 0 0 0 0 1	0 0 0 0 0 0 0	2 0 0 0 0 0 1
José Oquendo, S (1, 6) OBP: 0.274, SLG: 0.261			6-3			F8		3-6-1 1B		3	1	1	0	0	0	0
Mike Torrez, R (1, 1) OBP: 0.066, SLG: 0.050 Ron Hodges, L (6, 2) OBP: 0.377, SLG: 0.295			6-3			1-3		3-6-1 1-2		1 2	0 0	0 0	0 0	0 0	0 0	0 1
Inning Stats	R: 0 E: 0 K: 1 S: 5 H: 0 LOB: 0 BB: 0 P: 5	R: 0 E: 0 K: 0 S: 3 H: 0 LOB: 0 BB: 0 P: 3	R: 0 E: 0 K: 0 S: 3 H: 0 LOB: 0 BB: 0 P: 3	R: 0 E: 0 K: 1 S: 5 H: 0 LOB: 0 BB: 0 P: 5	R: 0 E: 0 K: 1 S: 5 H: 1 LOB: 1 BB: 1 P: 9	R: 0 E: 0 K: 0 S: 3 H: 0 LOB: 0 BB: 0 P: 3	R: 0 E: 0 K: 0 S: 3 H: 0 LOB: 0 BB: 0 P: 3	R: 4 E: 0 K: 0 S: 8 H: 5 LOB: 1 BB: 0 P: 8	R: 0 E: 0 K: 3 S: 10 H: 1 LOB: 1 BB: 0 P: 10	1B: 4 2B: 3 3B: 0 HR: 1 SF: 0 SAC: 0 DP: 1 HBP: 0						

	AB	33
	R	4
	H	7
	RBI	4
	BB	1
	SO	6
	LOB	8

WP: 0 PA: 34
PB: 0
SB: 0
CS: 0

livebaseballscorecards.com

PITCHER		IP	WLS	BF	H	R	ER	SO	BB	IBB	HBP	BLK	WP	HR	S	P	ERA	WHIP
Rick Reuschel, R ERA: 3.29	(1, 1)	7.2	W	28	5	4	4	3	1	0	0	0	0	1	33	37	4.70	0.783
Bill Campbell, R ERA: 4.28	(8, 1)	1.1		6	2	0	0	3	0	0	0	0	0	0	12	12	0.00	1.500

PITCHER	IP	WLS	BF	H	R	ER	SO	BB	IBB	HBP	BLK	WP	HR	S	P	ERA	WHIP

Chicago Cubs @ New York Mets

Shea Stadium, Flushing, NY

Sat Sep 17 1983, 3:33 AM EDT

Att. 7,262 - Unknown - 79 F

TOP

livebaseballscorecards.com

Batter	1	2	3	4	5	6	7	8	9	AB	R	H	RBI	BB	SO	LOB
Bill Buckner, L (1, 7) (4, 3) OBP: 0.310, SLG: 0.437	F8		1-2 1B		F8		1-3		F9 2-3	5	0	1	0	0	0	2
23 Ryne Sandberg, R (1, 4) OBP: 0.316, SLG: 0.360	S 2B 1B		P4		FC4-6 1-2 1B		G3-6-3 1B		E 1B 1B 3-H	5	2	4	1	0	0	2
Mel Hall, L (1, 8) OBP: 0.350, SLG: 0.495	1-H 2B		S S S K		FC4-6 1-2f 2-3 2B		G3-6-3 1-2f		F9	3	1	1	1	0	1	4
Gary Woods, R (7, PH) (7, 8) OBP: 0.288, SLG: 0.307										2	0	0	0	0	0	2
Ron Cey, R (1, 5) OBP: 0.347, SLG: 0.462	P4		4-3		1-H 3-H 2B			F7	E6 1B 1-2 1B	5	0	1	2	0	0	4
Joe Carter, R (9, PR) (9, 7) OBP: 0.091, SLG: 0.091										0	1	0	0	0	0	0
Keith Moreland, R (1, 9) OBP: 0.379, SLG: 0.459	F7			1B	4-3			2B 1B	1B CS 1-2 2-H 1B	5	1	3	1	0	0	2
Jody Davis, R (1, 2) OBP: 0.317, SLG: 0.473		F9		F8		L7		F8	1-3 2-H 1B	5	0	1	1	0	0	2
Carmelo Martinez, R (1, 3) OBP: 0.288, SLG: 0.474		S S S K		F7		L7		1-H 2B	3-H CS	2	0	0	0	0	1	1
Fergie Jenkins, R (4, 1) OBP: 0.259, SLG: 0.321										0	0	0	0	0	0	0
Dan Rohn, L (6, PH) OBP: 0.368, SLG: 0.611										1	0	0	0	0	0	0
Alan Hargesheimer, R (6, 1) OBP: 0.261, SLG: 0.310										0	0	0	0	0	0	0
Jerry Morales, R (8, PH) (8, 7) OBP: 0.222, SLG: 0.125										1	0	1	1	0	0	0
Lee Smith, R (9, 1)										0	0	0	0	0	0	0
Dave Owen, S (1, 6)		B4		P4		B B B B BB		S S S K		2	0	0	0	1	0	1
Fritzie Connally, R (8, PH)										1	0	0	0	0	1	1
Bill Johnson, R (8, 1)										0	0	0	0	0	0	0
Tom Veryzer, R (9, 5) OBP: 0.233, SLG: 0.276										0	0	0	0	0	0	0
Don Schulze, R (1, 1)			B B B B 1B BB		FC4-6 23 1B 2B 1B	4-3			F9 23 1B 2B	0	0	0	0	1	0	0
Mike Proly, R (3, 1) OBP: 0.167, SLG: 0.091										0	0	0	0	0	0	0
Thad Bosley, L (4, 7) OBP: 0.442, SLG: 0.568										2	1	1	0	0	0	1
Larry Bowa, S (8, 6) OBP: 0.303, SLG: 0.332										1	1	1	0	0	0	0

Inning Stats										
	R: 1 E: 0 K: 0 S: 5	H: 2 LOB: 1 BB: 0 P: 5	R: 0 E: 0 K: 1 S: 5	H: 0 LOB: 0 BB: 0 P: 5	R: 0 E: 0 K: 1 S: 6	H: 1 LOB: 2 BB: 1 P: 10	R: 0 E: 0 K: 0 S: 4	H: 1 LOB: 1 BB: 0 P: 4	R: 2 E: 0 K: 0 S: 6	H: 3 LOB: 1 BB: 0 P: 6
	R: 0 E: 0 K: 0 S: 3	H: 0 LOB: 1 BB: 1 P: 7	R: 0 E: 0 K: 0 S: 3	H: 1 LOB: 0 BB: 0 P: 3	R: 1 E: 0 K: 1 S: 7	H: 2 LOB: 1 BB: 0 P: 7	R: 3 E: 1 K: 0 S: 7	H: 4 LOB: 1 BB: 0 P: 7	1B: 10 2B: 4 3B: 0 HR: 0	SF: 0 SAC: 0 DP: 1 HBP: 0
	WP: 0 PB: 0 SB: 1 CS: 1	PA: 43								

	AB	40
	R	7
	H	14
	RBI	7
	BB	2
	SO	3
	LOB	22

PITCHER		IP	WLS	BF	H	R	ER	SO	BB	IBB	HBP	BLK	WP	HR	S	P	ERA	WHIP
Ron Darling, R ERA: 2.79	(1, 1)	6.0		27	7	3	3	2	2	0	0	0	0	0	29	37	4.50	1.500
Jesse Orosco, L ERA: 1.47	(7, 1)	3.0	L	15	7	4	2	1	0	0	0	0	0	0	17	17	6.00	2.333

PITCHER	IP	WLS	BF	H	R	ER	SO	BB	IBB	HBP	BLK	WP	HR	S	P	ERA	WHIP

Batter	1	2	3	4	5	6	7	8	9	AB	R	H	RBI	BB	SO	LOB
Mookie Wilson, S (1, 8) OBP: 0.301, SLG: 0.363	1B 2B		F9 S 1B 1B	S 2B 1B		5-3 S 1B		FC6 1-2f		5	3	4	0	0	0	1
Hubie Brooks, R (1, 5) OBP: 0.295, SLG: 0.334	5-3		F9 1-3	F7 1-H BLK 2B		5-3 1-3			F9	5	1	1	1	0	0	3
Keith Hernandez, L (1, 3) OBP: 0.397, SLG: 0.436 Danny Heep, L (5, 3) OBP: 0.325, SLG: 0.395	E S 2-H 1B		BBBB 1B 2B BB	P5		F9			F7	2 2	1 0	1 0	1 0	1 0	0 0	1 1
George Foster, R (1, 7) OBP: 0.290, SLG: 0.410	F8 1-3		2B 4-3 1-2 1B 3-H	F7 2-3			G3		SSS	5	1	1	1	0	1	2
Darryl Strawberry, L (1, 9) OBP: 0.330, SLG: 0.510	BBBB BB		4-3 1-3 2-H 2B	F8 3-H			SSS K			3	0	1	1	1	1	0
Bob Bailor, R (1, 6) OBP: 0.289, SLG: 0.284 (4, 4)	G3		BBBB 4-3 BB		L7		4-3			3	0	0	0	1	0	2
Brian Giles, R (1, 4) OBP: 0.297, SLG: 0.276 Rusty Staub, L (3, PH) OBP: 0.374, SLG: 0.421 José Oquendo, S (4, 6) OBP: 0.273, SLG: 0.259		6-3	4-3 1-2 2-3 3-H		4-3			F8		1 1 2	0 0 0	0 1 0	0 1 0	0 0 0	0 0 0	0 2 0
Mike Fitzgerald, R (1, 2) OBP: 0.273, SLG: 0.500		SSS K	IIII IBB		F9			6-3		3	0	0	0	1	1	0
Ron Darling, R (1, 1) OBP: 0.200, SLG: 0.200 Clint Hurdle, L (6, PH) OBP: 0.143, SLG: 0.077 Jesse Orosco, R (7, 1) OBP: 0.357, SLG: 0.333		SSS K	6-3			SSS K		BBBB FC6 BB		2 1 0	0 0 0	0 0 0	0 0 0	1 1 1	3 0 0	3 0 0
Inning Stats	R: 1 H: 2 E: 0 LOB: 2 K: 0 BB: 1 S: 5 P: 9	R: 0 H: 0 E: 0 LOB: 0 K: 2 BB: 0 S: 7 P: 7	R: 3 H: 3 E: 0 LOB: 3 K: 0 BB: 3 S: 6 P: 18	R: 2 H: 2 E: 0 LOB: 0 K: 0 BB: 0 S: 5 P: 5	R: 0 H: 0 E: 0 LOB: 0 K: 0 BB: 0 S: 3 P: 3	R: 0 H: 1 E: 0 LOB: 1 K: 1 BB: 0 S: 6 P: 6	R: 0 H: 0 E: 0 LOB: 0 K: 1 BB: 0 S: 5 P: 5	R: 0 H: 0 E: 0 LOB: 1 K: 0 BB: 1 S: 3 P: 7	R: 0 H: 0 E: 0 LOB: 0 K: 1 BB: 0 S: 5 P: 5	1B: 5 2B: 3 3B: 0 HR: 0	SF: 0 SAC: 0 DP: 0 HBP: 0						

PITCHER		IP	WLS	BF	H	R	ER	SO	BB	IBB	HBP	BLK	WP	HR	S	P	ERA	WHIP
Don Schulze, R ERA: 8.31	(1, 1)	2.1		15	5	4	4	2	3	0	0	0	0	0	16	28	15.43	3.429
Mike Proly, R ERA: 3.68	(3, 1)	0.2		3	0	0	0	0	0	1	0	0	0	0	2	6	0.00	0.000
Fergie Jenkins, R ERA: 4.26	(4, 1)	2.0		8	2	2	2	0	0	0	0	1	0	0	8	8	9.00	1.000
Alan Hargesheimer, R ERA: 3.86	(6, 1)	2.0		7	1	0	0	2	0	0	0	0	0	0	11	11	0.00	0.500
Bill Johnson, R ERA: 1.42	(8, 1)	1.0	W	4	0	0	0	0	1	0	0	0	0	0	3	7	0.00	1.000

PITCHER		IP	WLS	BF	H	R	ER	SO	BB	IBB	HBP	BLK	WP	HR	S	P	ERA	WHIP
Lee Smith, R ERA: 1.66	(9, 1)	1.0	S	3	0	0	0	1	0	0	0	0	0	0	5	5	0.00	0.000

BOTTOM

Chicago Cubs @ New York Mets
Shea Stadium, Flushing, NY
Sat Sep 17 1983, 3:33 AM EDT
Att. 7,262 - Unknown - 79 F

livebaseballscorecards.com

AB	35
R	6
H	8
RBI	5
BB	5
SO	5
LOB	15

WP: 0 PA: 40
PB: 0
SB: 4
CS: 0

Batter	1	2	3	4	5	6	7	8	9	AB	R	H	RBI	BB	SO	LOB
Thad Bosley, L (1, 7) OBP: 0.439, SLG: 0.563	5-3		F9		6-3		4-3 1-3 2B		BB SH1-3 1-2 2B	4	1	1	0	1	0	0
Bill Buckner, L (1, 3) OBP: 0.310, SLG: 0.435	F8		4-3			BB F9 SF8 BB	4-3 2-3 3-H		SH1-3 1-2 2-3	3	1	0	1	1	0	1
Mel Hall, L (1, 8) OBP: 0.350, SLG: 0.492	K		6-3			1B 1-2 BB	BB		2B 2-H 3-H	2	0	0	0	1	1	0
Gary Woods, R (7, PH) OBP: 0.295, SLG: 0.316 (7, 8)										1	0	1	2	1	0	0
Ron Cey, R (1, 5) OBP: 0.349, SLG: 0.462		FC5-4 2B BB 1B		1B		F9 2-3	F8		G6-4-3 IBB	4	1	2	0	1	0	4
Keith Moreland, R (1, 9) OBP: 0.377, SLG: 0.457 (8, 2)		FC5-4 1-2 BB		F9		SF8 3-H		F8	G6-4-3 1-2f	3	0	0	1	1	0	3
Jody Davis, R (1, 2) OBP: 0.318, SLG: 0.472		FC5-4 1-2f 2-3 2B		P6		1B 1-3		BB		3	1	1	0	1	0	3
Dave Owen, S (8, PR) (8, 6)										0	0	0	0	0	0	0
Dan Rohn, L (1, 4) OBP: 0.364, SLG: 0.619		2B 1-H 3-H		F2		F8		L9		3	0	1	2	0	0	3
Warren Brusstar, R (6, 1)										0	0	0	0	0	0	0
Jay Johnstone, L (8, PH) OBP: 0.363, SLG: 0.444 (8, 9)										1	0	0	0	0	0	1
Larry Bowa, S (1, 6) OBP: 0.301, SLG: 0.330		P5			3-1		4-3	P5		3	0	0	0	0	0	1
Jerry Morales, R (8, PH) OBP: 0.258, SLG: 0.306										1	0	0	0	0	0	1
Bill Campbell, R (8, 1) OBP: 0.100, SLG: 0.100										0	0	0	0	0	0	0
Lee Smith, R (9, 1) OBP: 0.222, SLG: 0.125										0	0	0	0	0	0	0
Dick Ruthven, R (1, 1) OBP: 0.233, SLG: 0.254		K			P4		2B 4-3 BB		SH1-3 BB 2B 1B	2	0	0	0	0	1	1
Craig Lefferts, L (5, 1) OBP: 0.158, SLG: 0.111										0	0	0	0	0	0	0
23 Ryne Sandberg, R (6, 4) OBP: 0.319, SLG: 0.361										1	2	1	0	1	0	0
Inning Stats	R: 0 E: 0 K: 1 S: 5 H: 0 LOB: 0 BB: 0 P: 5	R: 2 E: 0 K: 1 S: 7 H: 2 LOB: 1 BB: 1 P: 11	R: 0 E: 0 K: 0 S: 3 H: 0 LOB: 0 BB: 0 P: 3	R: 0 E: 0 K: 0 S: 4 H: 1 LOB: 1 BB: 0 P: 4	R: 0 E: 0 K: 0 S: 3 H: 0 LOB: 0 BB: 0 P: 3	R: 1 E: 0 K: 0 S: 4 H: 1 LOB: 2 BB: 2 P: 12	R: 1 E: 0 K: 0 S: 4 H: 1 LOB: 2 BB: 2 P: 12	R: 0 E: 0 K: 0 S: 3 H: 0 LOB: 1 BB: 1 P: 7	R: 2 E: 0 K: 0 S: 4 H: 2 LOB: 1 BB: 2 P: 12	1B: 4 2B: 3 3B: 0 HR: 0	SF: 1 SAC: 1 DP: 1 HBP: 0						

TOP

Chicago Cubs @ New York Mets

Shea Stadium, Flushing, NY

Sun Sep 18 1983, 3:33 AM EDT

Att. 9,126 - Unknown - 75 F

livebaseballscorecards.com

AB	31
R	6
H	7
RBI	6
BB	8
SO	2
LOB	18

WP: 0 PB: 0 SB: 0 CS: 0 PA: 41

PITCHER		IP	WLS	BF	H	R	ER	SO	BB	IBB	HBP	BLK	WP	HR	S	P	ERA	WHIP
Walt Terrell, R ERA: 3.75	(1, 1)	6.1		28	5	4	4	2	4	0	0	0	0	0	28	44	5.68	1.421
Carlos Diaz, L ERA: 1.95	(7, 1)	0.1		2	0	0	0	0	1	0	0	0	0	0	1	5	0.00	3.000
Doug Sisk, R ERA: 2.29	(7, 1)	2.1	L	11	2	2	2	0	2	1	0	0	0	0	8	20	7.71	1.714

PITCHER	IP	WLS	BF	H	R	ER	SO	BB	IBB	HBP	BLK	WP	HR	S	P	ERA	WHIP

Batter	1	2	3	4	5	6	7	8	9	AB	R	H	RBI	BB	SO	LOB
Mookie Wilson, S (1, 8) OBP: 0.302, SLG: 0.363	0-0 S 1B 1B	0-0 4-3 ②		0-0 2-H 1B		0-3 K ①		0-0 F7 ①		5	1	2	1	0	1	2
Hubie Brooks, R (1, 4) OBP: 0.294, SLG: 0.333 (6, 5)	0-0 1-H 1B 1B 1B	0-0 P3 ③		0-0 L7 ③		0-3 K ②		0-0 G6-4-3 ②③ 1-2f		5	1	1	1	0	1	3
Darryl Strawberry, L (1, 9) OBP: 0.333, SLG: 0.513	0-0 1-2 1B E 1B		4-0 E BB		0-3 K ①	0-0 2B			0-3 K ①	4	1	2	0	1	2	0
George Foster, R (1, 7) OBP: 0.289, SLG: 0.408	0-0 1-2 2-H E 1B		0-0 F8 ① 1-3		0-0 6-3 ②	0-0 6-3 ③			0-0 6-3 ②	5	0	1	1	0	0	2
Danny Heep, L (1, 3) OBP: 0.327, SLG: 0.405 Mark Bradley, R (9, PR) OBP: 0.281, SLG: 0.330	0-3 K ①		0-0 F8 ②		0-0 1B 2B		0-0 4-3 ①		0-0 2B	5	1	2	0	0	1	3
										0	0	0	0	0	0	0
Clint Hurdle, L (1, 5) OBP: 0.176, SLG: 0.125 Brian Giles, R (5, PR) OBP: 0.296, SLG: 0.275 (6, 4) Rusty Staub, L (9, PH) OBP: 0.379, SLG: 0.421 José Oquendo, S (9, PR) OBP: 0.273, SLG: 0.259	0-3 K ②		0-3 K ③		0-0 S 2-H 1B		0-0 F9 ②		4-0 IBB	3	0	1	1	0	2	3
										1	0	0	0	0	0	0
										0	0	0	0	1	0	0
										0	0	0	0	0	0	0
Bob Bailor, R (1, 6) OBP: 0.294, SLG: 0.288 Keith Hernandez, L (9, PH) OBP: 0.397, SLG: 0.435	0-0 E3 1-3 2-H 1B			0-0 5-3 1B 1B	4-0 BB 2-3 BB		0-0 4-3 ③		0-3 K ③	3	1	2	0	1	0	0
										1	0	0	0	0	1	2
Ron Hodges, L (1, 2) OBP: 0.378, SLG: 0.295	0-0 L3 ③			0-0 F8 ①	4-0 1-2 BB			0-0 1B 1B		3	0	1	0	1	0	3
Walt Terrell, L (1, 1) OBP: 0.200, SLG: 0.436 Carlos Diaz, R (7, 1) Doug Sisk, R (7, 1) OBP: 0.500, SLG: 0.500		0-0 L7 ①		0-0 5-3 ② 1-2	0-3 K ③			0-0 G6-4-3 1-2 1B		3	0	0	0	0	1	4
										0	0	0	0	0	0	0
										1	0	1	0	0	0	0
Inning Stats	R: 3 E: 1 K: 2 S: 12 H: 5 LOB: 2 BB: 0 P: 12	R: 0 E: 0 K: 0 S: 3 H: 0 LOB: 0 BB: 0 P: 3	R: 0 E: 1 K: 1 S: 5 H: 0 LOB: 1 BB: 1 P: 9	R: 1 E: 0 K: 0 S: 5 H: 2 LOB: 1 BB: 0 P: 5	R: 1 E: 0 K: 2 S: 9 H: 2 LOB: 3 BB: 2 P: 17	R: 0 E: 0 K: 2 S: 8 H: 1 LOB: 1 BB: 0 P: 8	R: 0 E: 0 K: 0 S: 3 H: 0 LOB: 0 BB: 0 P: 3	R: 0 E: 0 K: 0 S: 4 H: 2 LOB: 1 BB: 0 P: 4	R: 0 E: 0 K: 2 S: 8 H: 1 LOB: 2 BB: 1 P: 12	1B: 10 2B: 3 3B: 0 HR: 0 SF: 0 SAC: 0 DP: 1 HBP: 0							

BOTTOM

Chicago Cubs @ New York Mets

Shea Stadium, Flushing, NY

Sun Sep 18 1983, 3:33 AM EDT

Att. 9,126 - Unknown - 75 F

livebaseballscorecards.com

AB	39
R	5
H	13
RBI	4
BB	4
SO	9
LOB	22

WP: 0 PB: 0 SB: 2 CS: 0 PA: 43

PITCHER		IP	WLS	BF	H	R	ER	SO	BB	IBB	HBP	BLK	WP	HR	S	P	ERA	WHIP
Dick Ruthven, R ERA: 4.41	(1, 1)	4.2		25	9	5	4	4	2	0	0	0	0	0	31	39	7.71	2.357
Craig Lefferts, L ERA: 3.12	(5, 1)	1.0		5	1	0	0	3	1	0	0	0	0	0	10	14	0.00	2.000
Warren Brusstar, R ERA: 2.02	(6, 1)	1.1		4	0	0	0	0	0	0	0	0	0	0	4	4	0.00	0.000
Bill Campbell, R ERA: 4.24	(8, 1)	1.0	W	4	2	0	0	0	0	0	0	0	0	0	4	4	0.00	2.000
Lee Smith, R ERA: 1.65	(9, 1)	1.0	S	5	1	0	0	2	0	1	0	0	0	0	8	12	0.00	1.000

PITCHER	IP	WLS	BF	H	R	ER	SO	BB	IBB	HBP	BLK	WP	HR	S	P	ERA	WHIP

Batter	1	2	3	4	5	6	7	8	9	10	AB	R	H	RBI	BB	SO	LOB
Marvell Wynne, L (1, 8) OBP: 0.330, SLG: 0.371	F8 ①			G4-3 BB 1B 1B	K ③			G3 ①	FC5-4 ② 1-2f 2-3 3-H		4	1	1	0	0	1	1
Brian Harper, R (9, PH) OBP: 0.228, SLG: 0.426											1	0	0	1	0	0	2
Kent Tekulve, R (9, 1)											0	0	0	0	0	0	0
Johnny Ray, S (1, 4) OBP: 0.314, SLG: 0.388	G3 ②			G4-3 1-2 BB		F9 ①		F7 ②	F7 ③		4	0	0	0	1	0	2
Dave Parker, L (1, 9) OBP: 0.311, SLG: 0.414	F8 ③			G4-3 ①② 1-2f 2-3		S 1B 1B		1B		FC5-4 1B	5	1	3	0	0	0	2
Jason Thompson, L (1, 3) OBP: 0.369, SLG: 0.396		G3 ①		1B BB		K ② 1-2		F2 ③		F5 ①	4	0	0	0	1	1	3
Mike Easler, L (1, 7) OBP: 0.361, SLG: 0.446		6-3 ②		1-2 3-H 1B		FC5-4 2-H 1B			SH5-4 SH 1B 1B	FC5-4 ② S 1-2f	3	0	2	2	0	0	0
Lee Lacy, R (9, PH) OBP: 0.354, SLG: 0.409											2	1	1	0	0	0	1
(9, 7)																	
Tony Peña, R (1, 2) OBP: 0.330, SLG: 0.424		5-3 ③		K ③		FC5-4 ③ 1-2f			SH 1B SH5-4 1-2 FC5-4	4-0 1-2 IBB	3	1	0	0	1	1	3
Richie Hebner, L (1, 5) OBP: 0.308, SLG: 0.370			K ①		F8 ①		K ①		SH5-4 ① 1-2 2-3	F8 ③	3	0	0	0	0	2	0
Jim Morrison, R (9, PH) OBP: 0.352, SLG: 0.497											1	0	0	0	0	0	2
(9, 5)																	
Dale Berra, R (1, 6) OBP: 0.325, SLG: 0.359			4-3 ②		WP 2B		K ② 1-2		FC5-4 1B IBB		3	0	1	0	1	1	0
John Candelaria, L (1, 1) OBP: 0.191, SLG: 0.127			4-3 ③		K ② 2-3		F3 ③		FC5-4 1-2 2-3 3-H 1B		3	0	0	0	0	1	1
Bill Madlock, R (9, PH) OBP: 0.386, SLG: 0.448											1	0	1	1	0	0	0
Joe Orsulak, L (9, PR) OBP: 0.167, SLG: 0.182											0	0	0	0	0	0	0
(9, 8)																	
Inning Stats	R: 0 H: 0 E: 0 LOB: 0 K: 0 BB: 0 S: 3 P: 3	R: 0 H: 0 E: 0 LOB: 0 K: 0 BB: 0 S: 3 P: 3	R: 0 H: 0 E: 0 LOB: 0 K: 1 BB: 0 S: 5 P: 5	R: 1 H: 2 E: 0 LOB: 2 K: 1 BB: 2 S: 6 P: 14	R: 0 H: 1 E: 0 LOB: 1 K: 2 BB: 0 S: 8 P: 8	R: 1 H: 2 E: 0 LOB: 1 K: 1 BB: 0 S: 7 P: 7	R: 0 H: 0 E: 0 LOB: 0 K: 2 BB: 0 S: 7 P: 7	R: 0 H: 1 E: 0 LOB: 1 K: 0 BB: 0 S: 4 P: 4	R: 2 H: 2 E: 0 LOB: 2 K: 0 BB: 1 S: 6 P: 10	R: 0 H: 1 E: 0 LOB: 2 K: 0 BB: 1 S: 4 P: 8	1B: 8 SF: 0 2B: 1 SAC: 2 3B: 0 DP: 1 HR: 0 HBP: 0						

PITCHER		IP	WLS	BF	H	R	ER	SO	BB	IBB	HBP	BLK	WP	HR	S	P	ERA	WHIP
Tom Seaver, R ERA: 3.65	(1, 1)	8.0		31	6	2	2	7	2	0	0	0	1	0	43	51	2.25	1.000
Carlos Diaz, L ERA: 2.13	(9, 1)	2.0	W	12	3	2	2	0	0	2	0	0	0	0	10	18	9.00	1.500

PITCHER	IP	WLS	BF	H	R	ER	SO	BB	IBB	HBP	BLK	WP	HR	S	P	ERA	WHIP

TOP

Pittsburgh Pirates @ New York Mets

Shea Stadium, Flushing, NY

Mon Sep 19 1983, 7:05 PM EDT

Att. 6,381 - Unknown

AB	37
R	4
H	9
RBI	4
BB	4
SO	7
LOB	17

livebaseballscorecards.com

Batter	1	2	3	4	5	6	7	8	9	10	AB	R	H	RBI	BB	SO	LOB
Mookie Wilson, S (1, 8) OBP: 0.305, SLG: 0.365	F9		FC3-6 1B		CS 1B			6-3		S 1B 1B	5	1	3	0	0	0	0
Hubie Brooks, R (1, 5) OBP: 0.293, SLG: 0.332	6-3		FC3-6 5-3 1-2f		CS 1-2	F9		F8		1-H 1B	5	0	1	1	0	0	1
Darryl Strawberry, L (1, 9) OBP: 0.333, SLG: 0.510	K		5-3 1-2			K			4-3 5-3 E 1B		4	1	1	0	0	2	1
George Foster, R (1, 7) OBP: 0.287, SLG: 0.405		4-3	P6			K			5-3 1-2		4	0	0	0	0	1	2
Danny Heep, L (1, 3) OBP: 0.325, SLG: 0.402		2B 1B 1B		F8			K		4-3 2-3		4	1	1	0	0	1	1
Bob Bailor, R (1, 6) OBP: 0.291, SLG: 0.285		K		6-3			6-3		E3 2B 3-H		3	0	0	0	0	1	1
Rusty Staub, L (9, PH) OBP: 0.376, SLG: 0.417											1	0	0	0	0	0	0
José Oquendo, S (9, PR) OBP: 0.273, SLG: 0.259											0	1	0	0	0	0	0
(10, 6)																	
Brian Giles, R (1, 4) OBP: 0.301, SLG: 0.284		1-3 1B 2B		CS 1B			1B		2B IBB		3	1	3	0	0	0	0
Keith Hernandez, L (9, PH) OBP: 0.398, SLG: 0.435											0	0	0	0	1	0	0
John Stearns, R (9, PR)											0	0	0	0	0	0	0
Tucker Ashford, R (10, 4) OBP: 0.270, SLG: 0.214											0	0	0	0	0	0	0
Junior Ortiz, R (1, 2) OBP: 0.265, SLG: 0.274		2-H 3-H 1B		CS 1-2	F9		G3		1-H 2-H 2B		3	0	1	2	0	0	1
Ron Hodges, L (9, PH) OBP: 0.380, SLG: 0.302											1	0	1	1	0	0	0
(10, 2)																	
Tom Seaver, R (1, 1) OBP: 0.224, SLG: 0.230		F7			F8			K		F7	2	0	0	0	0	0	1
Mark Bradley, R (8, PH) OBP: 0.278, SLG: 0.327											1	0	0	0	0	1	0
Carlos Diaz, R (9, 1)											0	0	0	0	0	0	0
Clint Hurdle, L (10, PH) OBP: 0.167, SLG: 0.118											1	0	0	0	0	0	0
Inning Stats	R: 0 H: 0 E: 0 LOB: 0 K: 1 BB: 0 S: 5 P: 5	R: 2 H: 3 E: 0 LOB: 1 K: 1 BB: 0 S: 8 P: 8	R: 0 H: 1 E: 0 LOB: 1 K: 0 BB: 0 S: 4 P: 4	R: 0 H: 1 E: 0 LOB: 0 K: 0 BB: 0 S: 3 P: 3	R: 0 H: 1 E: 0 LOB: 0 K: 0 BB: 0 S: 3 P: 3	R: 0 H: 0 E: 0 LOB: 0 K: 2 BB: 0 S: 7 P: 7	R: 0 H: 1 E: 0 LOB: 1 K: 1 BB: 0 S: 6 P: 6	R: 0 H: 0 E: 0 LOB: 0 K: 1 BB: 0 S: 5 P: 5	R: 2 H: 2 E: 1 LOB: 3 K: 0 BB: 1 S: 5 P: 9	R: 1 H: 2 E: 0 LOB: 1 K: 0 BB: 0 S: 3 P: 3	1B: 9 2B: 2 3B: 0 HR: 0	SF: 0 SAC: 0 DP: 0 HBP: 0					WP: 0 PB: 0 SB: 1 CS: 2	PA: 40

PITCHER		IP	WLS	BF	H	R	ER	SO	BB	IBB	HBP	BLK	WP	HR	S	P	ERA	WHIP
John Candelaria, L ERA: 3.32	(1, 1)	8.0		29	7	2	2	6	0	0	0	0	0	0	41	41	2.25	0.875
Kent Tekulve, R ERA: 1.72	(9, 1)	1.1	L	9	4	3	1	0	0	1	0	0	0	0	8	12	6.75	3.000

PITCHER	IP	WLS	BF	H	R	ER	SO	BB	IBB	HBP	BLK	WP	HR	S	P	ERA	WHIP

BOTTOM

Pittsburgh Pirates @ New York Mets

Shea Stadium, Flushing, NY

Mon Sep 19 1983, 7:05 PM EDT

Att. 6,381 - Unknown

livebaseballscorecards.com

AB	37
R	5
H	11
RBI	4
BB	1
SO	6
LOB	8

Pittsburgh Pirates @ New York Mets

Shea Stadium, Flushing, NY

Tue Sep 20 1983, 3:33 AM EDT

Att. 3,112 - Unknown

TOP

livebaseballscorecards.com

Batter	1	2	3	4	5	6	7	8	9	AB	R	H	RBI	BB	SO	LOB
Marvell Wynne, L (1, 8) OBP: 0.331, SLG: 0.371	6-3		1B		4-3		4-3 2-3		CS 1B	5	0	2	0	0	0	1
Johnny Ray, S (1, 4) OBP: 0.314, SLG: 0.388	1-3		F8		1B		1B 3-H		F8 1-2	5	0	2	1	0	0	2
Dave Parker, L (1, 9) OBP: 0.314, SLG: 0.421	1B			HR	4-3		L9		1B	5	1	3	1	0	0	2
Jason Thompson, L (1, 3) OBP: 0.373, SLG: 0.403	P5			2B 2B		3B 1B		1B G3 1B	1-2 1B	5	2	4	0	0	0	1
Mike Easler, L (1, 7) OBP: 0.362, SLG: 0.454		G3		4-3 2-H 2B		1-H 6-3 3B		G3 1-2	6-3	5	0	2	2	0	0	3
Tony Peña, R (1, 2) OBP: 0.329, SLG: 0.421		F8		4-3 2-3		6-3 3-H		1B IBB		3	0	0	0	1	0	2
Richie Hebner, L (1, 5) OBP: 0.309, SLG: 0.364		6-3		G5-4-3 IBB		P6		F9		2	0	0	0	1	0	0
Jim Morrison, R (8, PH) OBP: 0.349, SLG: 0.494 (8, 5)										1	0	0	0	0	0	2
Dale Berra, R (1, 6) OBP: 0.326, SLG: 0.360			K	G5-4-3 1-2f			4-3 SH2-4 1B		1-2 2-3 1B	4	1	2	0	0	1	2
Larry McWilliams, L (1, 1) OBP: 0.130, SLG: 0.132			L4		K		SH2-4 1-2		K	3	0	0	0	0	2	3
Inning Stats	R: 0 E: 0 K: 0 S: 4 H: 1 LOB: 1 BB: 0 P: 4	R: 0 E: 0 K: 0 S: 3 H: 0 LOB: 0 BB: 0 P: 3	R: 0 E: 0 K: 1 S: 6 H: 1 LOB: 1 BB: 0 P: 6	R: 2 E: 0 K: 0 S: 5 H: 3 LOB: 1 BB: 1 P: 9	R: 0 E: 0 K: 1 S: 6 H: 1 LOB: 1 BB: 0 P: 6	R: 1 E: 0 K: 0 S: 4 H: 2 LOB: 0 BB: 0 P: 4	R: 1 E: 0 K: 0 S: 5 H: 2 LOB: 1 BB: 0 P: 5	R: 0 E: 0 K: 1 S: 7 H: 2 LOB: 3 BB: 1 P: 11	R: 0 E: 0 K: 0 S: 5 H: 3 LOB: 2 BB: 0 P: 5	1B: 11 2B: 2 3B: 1 HR: 1 SF: 0 SAC: 1 DP: 1 HBP: 0						

	AB	38
	R	4
	H	15
	RBI	4
	BB	2
	SO	3
	LOB	18

WP: 0 PB: 0 SB: 0 CS: 1 PA: 41

PITCHER		IP	WLS	BF	H	R	ER	SO	BB	IBB	HBP	BLK	WP	HR	S	P	ERA	WHIP
Ed Lynch, R ERA: 4.28	(1, 1)	6.2	L	29	10	4	4	2	0	1	0	0	0	1	32	36	5.40	1.500
Tom Gorman, L ERA: 4.37	(7, 1)	1.1		7	2	0	0	1	0	1	0	0	0	0	8	12	0.00	1.500
Scott Holman, R ERA: 3.79	(9, 1)	1.0		5	3	0	0	0	0	0	0	0	0	0	5	5	0.00	3.000

PITCHER	IP	WLS	BF	H	R	ER	SO	BB	IBB	HBP	BLK	WP	HR	S	P	ERA	WHIP

Pittsburgh Pirates @ New York Mets

Shea Stadium, Flushing, NY

Tue Sep 20 1983, 3:33 AM EDT

Att. 3,112 - Unknown

livebaseballscorecards.com

BOTTOM

Batter	1	2	3	4	5	6	7	8	9	AB	R	H	RBI	BB	SO	LOB
Mookie Wilson, S (1, 8) OBP: 0.303, SLG: 0.363	4-3		E6 S			4-3		K		4	0	0	0	0	1	0
Hubie Brooks, R (1, 5) OBP: 0.293, SLG: 0.331	6-3		K 1-2			WP 1B			F9	4	0	1	0	0	1	1
Darryl Strawberry, L (1, 9) OBP: 0.330, SLG: 0.505	K		P6			K 1-2			K	4	0	0	0	0	3	2
George Foster, R (1, 7) OBP: 0.287, SLG: 0.404		F8 S 1B		E4 CS		6-3			1-3	4	0	1	0	0	0	1
Danny Heep, L (1, 3) OBP: 0.322, SLG: 0.396		L7 1-2		K 1-2			G3			3	0	0	0	0	1	2
Mike Fitzgerald, R (1, 2) OBP: 0.214, SLG: 0.385		F8 2-3		K			K			3	0	0	0	0	2	1
Brian Giles, R (1, 4) OBP: 0.302, SLG: 0.282		HBP			F9		6-3			2	0	0	0	0	0	0
José Oquendo, S (1, 6) OBP: 0.270, SLG: 0.256		P6			K			L4		3	0	0	0	0	1	2
Ed Lynch, R (1, 1) OBP: 0.170, SLG: 0.154			K		K			F9		2	0	0	0	0	2	0
Tom Gorman, L (7, 1) OBP: 0.250, SLG: 0.250										0	0	0	0	0	0	0
Ron Gardenhire, R (8, PH) OBP: 0.115, SLG: 0.080										1	0	0	0	0	0	0
Scott Holman, R (9, 1) OBP: 0.238, SLG: 0.238										0	0	0	0	0	0	0

Inning Stats	1	2	3	4	5	6	7	8	9
	R: 0 E: 0 K: 1 S: 5	H: 0 LOB: 0 BB: 0 P: 5	R: 0 E: 0 K: 0 S: 4	H: 1 LOB: 2 BB: 0 P: 5	R: 0 E: 1 K: 2 S: 8	H: 0 LOB: 1 BB: 0 P: 8	R: 0 E: 1 K: 2 S: 7	H: 0 LOB: 0 BB: 0 P: 7	R: 0 E: 0 K: 2 S: 7	H: 0 LOB: 0 BB: 0 P: 7	R: 0 E: 0 K: 1 S: 6	H: 1 LOB: 1 BB: 0 P: 6	R: 0 E: 0 K: 1 S: 5	H: 0 LOB: 0 BB: 0 P: 5	R: 0 E: 0 K: 1 S: 5	H: 0 LOB: 0 BB: 0 P: 5	R: 0 E: 0 K: 1 S: 5	H: 0 LOB: 0 BB: 0 P: 5

1B: 2	SF: 0
2B: 1	SAC: 0
3B: 0	DP: 1
HR: 0	HBP: 1

WP: 1	PA: 31
PB: 0	
SB: 2	
CS: 1	

AB	**30**
R	**0**
H	**2**
RBI	**0**
BB	**0**
SO	**11**
LOB	**9**

PITCHER	IP	WLS	BF	H	R	ER	SO	BB	IBB	HBP	BLK	WP	HR	S	P	ERA	WHIP
Larry McWilliams, L (1, 1) ERA: 3.14	9.0	W	31	2	0	0	11	0	0	1	0	1	0	52	53	0.00	0.222

PITCHER	IP	WLS	BF	H	R	ER	SO	BB	IBB	HBP	BLK	WP	HR	S	P	ERA	WHIP

Batter	1	2	3	4	5	6	7	8	9	AB	R	H	RBI	BB	SO	LOB
Mookie Wilson, S (1, 8) OBP: 0.300, SLG: 0.360	x 0-0 ① 5-3		S S S 0-3 ② K		x 0-0 ③ 1-3		x 0-0 ③ 1-3		x 0-0 ③ 4-3	5	0	0	0	0	1	4
Hubie Brooks, R (1, 4) OBP: 0.291, SLG: 0.329	S S S 0-3 ② K		x 0-0 ③ F8			x 0-0 ① 4-3		x 0-0 ① 4-3		4	0	0	0	0	1	0
Keith Hernandez, L (1, 3) OBP: 0.396, SLG: 0.434	x 0-0 ③ 5-3			x 0-0 ① F7		B B B B 4-0 1B BB		x 0-0 ② F7		2	0	0	0	0	0	0
Danny Heep, L (4, 3) OBP: 0.323, SLG: 0.395										1	0	0	0	1	0	0
George Foster, R (1, 7) OBP: 0.287, SLG: 0.403		x 0-0 F8 BB FC3-6-2 1B		x 0-0 ② 4-3		S S S 0-3 ② K		x 0-0 ③ F9		4	1	1	0	0	1	1
Darryl Strawberry, L (1, 9) OBP: 0.331, SLG: 0.504		B B B B 4-0 BB 1-2 FC3-6-2 BB		x 0-0 ③ F9		x 0-0 1-3 1B			x 0-0 ① G3	3	0	1	0	1	0	0
Clint Hurdle, L (1, 5) OBP: 0.227, SLG: 0.150		x 0-0 ① F8 2-3			x 0-0 FC4-6 1B	S S S 0-3 ③ K			B B B B 4-0 BB 2B BB	3	1	1	0	1	1	4
Bob Bailor, R (1, 6) OBP: 0.292, SLG: 0.284		B B B B 4-0 FC3-6-2 1-2 BB			x 0-0 ① FC4-6 BB 1-2f		x 0-0 ① 1-3		x 0-0 ② F7	2	0	0	0	1	0	1
Rusty Staub, L (9, PH) OBP: 0.373, SLG: 0.413										1	0	0	0	0	0	1
Junior Ortiz, R (1, 2) OBP: 0.276, SLG: 0.282		x 0-0 ② ③ FC3-6-2 1-2 2-H 3-H			B B B B 4-0 BB 1-2		x 0-0 2B		B B B B 4-0 BB 1-2 2B	2	1	1	1	2	0	2
Mike Torrez, R (1, 1) OBP: 0.063, SLG: 0.048			x 0-0 ① 4-3		S S S 0-3 ② K		x 0-0 ② F9		x 0-0 1-H 2-H 2B	2	0	0	0	0	1	2
Gary Rajsich, L (7, PH)										1	0	0	0	0	0	1
Tom Gorman, L (7, 1) OBP: 0.250, SLG: 0.250										0	0	0	0	0	0	0
Brent Gaff, R (7, 1)										0	0	0	0	0	0	0
Ron Hodges, L (9, PH) OBP: 0.383, SLG: 0.309										1	0	1	2	0	0	0
Inning Stats	R: 0 E: 0 K: 1 S: 5 H: 0 LOB: 0 BB: 0 P: 5	R: 1 E: 0 K: 0 S: 3 H: 1 LOB: 1 BB: 2 P: 11	R: 0 E: 0 K: 1 S: 5 H: 0 LOB: 0 BB: 0 P: 5	R: 0 E: 0 K: 0 S: 3 H: 0 LOB: 0 BB: 0 P: 3	R: 0 E: 0 K: 1 S: 6 H: 1 LOB: 2 BB: 1 P: 10	R: 0 E: 0 K: 2 S: 8 H: 1 LOB: 2 BB: 1 P: 12	R: 0 E: 0 K: 0 S: 4 H: 1 LOB: 1 BB: 0 P: 4	R: 0 E: 0 K: 0 S: 3 H: 0 LOB: 0 BB: 0 P: 3	R: 2 E: 0 K: 0 S: 4 H: 1 LOB: 1 BB: 2 P: 12	1B: 3 2B: 3 3B: 0 HR: 0	SF: 0 SAC: 0 DP: 1 HBP: 0						

TOP

New York Mets @ St. Louis Cardinals

Busch Stadium, St. Louis, MO

Wed Sep 21 1983, 7:05 PM CDT

Att. 11,741 - Unknown

livebaseballscorecards.com

AB	31
R	3
H	5
RBI	3
BB	6
SO	5
LOB	16

PITCHER	IP	WLS	BF	H	R	ER	SO	BB	IBB	HBP	BLK	WP	HR	S	P	ERA	WHIP
John Stuper, R (1, 1) ERA: 3.35	9.0	W	37	5	3	3	5	6	0	0	0	0	0	41	65	3.00	1.222

PITCHER	IP	WLS	BF	H	R	ER	SO	BB	IBB	HBP	BLK	WP	HR	S	P	ERA	WHIP

Batter	1	2	3	4	5	6	7	8	9	AB	R	H	RBI	BB	SO	LOB
Lonnie Smith, R (1, 7) OBP: 0.369, SLG: 0.432 Willie McGee, S (7, PR) OBP: 0.316, SLG: 0.374 (8, 8)	F7		F9		L7	5-3	FC4, 1-2, 3-H, 1B			5	0	1	1	0	0	3
										0	0	0	0	0	0	0
Ozzie Smith, S (1, 6) OBP: 0.315, SLG: 0.330	F3		3-1		1-3, 2B		BB, 1B			4	1	1	0	1	0	2
Andy Van Slyke, L (1, 8) OBP: 0.353, SLG: 0.430 (8, 7)	K			2B	F7		BB, 1B, 1-2, 1B	F8		5	1	2	0	0	1	2
George Hendrick, R (1, 3) OBP: 0.372, SLG: 0.489		5-3		K		BB, 1B	1B, BB, 1-2, 2-H, 1B	4-3		5	2	2	1	0	1	1
Darrell Porter, L (1, 2) OBP: 0.358, SLG: 0.427		PB, 1B, 1B		K		L4-3, 1-2, BB	1B, 1-2, 2-3, BB	4-3		3	2	1	0	2	1	1
Ken Oberkfell, L (1, 5) OBP: 0.370, SLG: 0.386 Bill Lyons, R (7, 5) OBP: 0.200, SLG: 0.241		PB, 1-2, 1B		L6		L4-3, 1-2	FC1-6, 1B, 1-2, 2-3, 3-H, 1B			3	0	1	0	0	0	3
										1	1	1	1	0	0	0
David Green, R (1, 9) OBP: 0.320, SLG: 0.417		F7, 1-2, 2-3			G3, S, 1B	S, 2-H, 1B	FC1-6, 1-2, 2-H, 3-H, 1B			4	2	3	3	0	0	2
Jeff Doyle, S (1, 4) OBP: 0.333, SLG: 0.412		2-H, 3-H, 1B			G3, 1-3	1B, 1-2, IBB	FC1-6, 1B, 1-2f, 2-3			3	0	1	1	1	0	3
John Stuper, R (1, 1) OBP: 0.183, SLG: 0.125			K		2B, 3-H, 1B	1-3, 2-H, 1B	K			4	0	2	2	0	2	2
Inning Stats	R: 0 E: 0 K: 1 S: 5 / H: 0 LOB: 0 BB: 0 P: 5	R: 1 E: 0 K: 0 S: 5 / H: 3 LOB: 2 BB: 0 P: 5	R: 0 E: 0 K: 1 S: 5 / H: 0 LOB: 0 BB: 0 P: 5	R: 0 E: 0 K: 2 S: 8 / H: 1 LOB: 1 BB: 0 P: 8	R: 1 E: 0 K: 0 S: 6 / H: 3 LOB: 2 BB: 0 P: 6	R: 2 E: 0 K: 0 S: 5 / H: 3 LOB: 2 BB: 2 P: 13	R: 5 E: 0 K: 1 S: 10 / H: 5 LOB: 2 BB: 2 P: 18	R: 0 E: 0 K: 0 S: 3 / H: 0 LOB: 0 BB: 0 P: 3		1B: 13 2B: 3 3B: 0 HR: 0	SF: 0 SAC: 0 DP: 1 HBP: 0					

BOTTOM

New York Mets @ St. Louis Cardinals

Busch Stadium, St. Louis, MO

Wed Sep 21 1983, 7:05 PM CDT

Att. 11,741 - Unknown

livebaseballscorecards.com

AB	37
R	9
H	15
RBI	9
BB	4
SO	5
LOB	19

PITCHER		IP	WLS	BF	H	R	ER	SO	BB	IBB	HBP	BLK	WP	HR	S	P	ERA	WHIP
Mike Torrez, R ERA: 4.21	(1, 1)	6.0	L	28	10	4	4	4	1	1	0	0	0	0	34	42	6.00	1.833
Tom Gorman, L ERA: 5.36	(7, 1)	0.0		5	3	5	5	0	2	0	0	0	0	0	3	11	∞	∞
Brent Gaff, R ERA:	(7, 1)	2.0		8	2	0	0	1	0	0	0	0	0	0	10	10	0.00	1.000

PITCHER	IP	WLS	BF	H	R	ER	SO	BB	IBB	HBP	BLK	WP	HR	S	P	ERA	WHIP

New York Mets @ St. Louis Cardinals

Busch Stadium, St. Louis, MO

Thu Sep 22 1983, 7:05 PM CDT

Att. 11,882 - Unknown

TOP

livebaseballscorecards.com

Batter	1	2	3	4	5	6	7	8	9	AB	R	H	RBI	BB	SO	LOB
Wally Backman, S (1, 4) OBP: 0.189, SLG: 0.143	F8		6-3			F7		1-3 1B		4	0	1	0	0	0	0
Danny Heep, L (1, 8) OBP: 0.322, SLG: 0.392	4-3			G3		1B		F9		4	0	1	0	0	0	2
Darryl Strawberry, L (1, 9) OBP: 0.333, SLG: 0.506	2B			F7		4-3			2B 1B	4	1	2	0	0	0	1
George Foster, R (1, 7) OBP: 0.288, SLG: 0.407	1-3			WP 2B			F3		G3 1-H 1B 2B	4	1	2	1	0	0	1
Gary Rajsich, L (1, 3)		F6		5-3 2-3			4-3		G3 2-3	4	0	0	0	0	0	2
Clint Hurdle, L (1, 5) OBP: 0.192, SLG: 0.125		G3			F9		F9		F7	4	0	0	0	0	0	1
Mike Fitzgerald, R (1, 2) OBP: 0.294, SLG: 0.357 Keith Hernandez, L (9, PH) OBP: 0.397, SLG: 0.435 Brian Giles, R (9, PR) OBP: 0.302, SLG: 0.282		F9			BB G6-3			BB L4-6 1B	3-H 1B	1 1 0	0 0 0	0 1 0	0 1 0	2 0 0	0 0 0	0 0 0
José Oquendo, S (1, 6) OBP: 0.269, SLG: 0.255 Ron Hodges, L (8, PH) OBP: 0.385, SLG: 0.312 Ron Gardenhire, R (8, 6) OBP: 0.115, SLG: 0.080 Mookie Wilson, S (9, PH) OBP: 0.300, SLG: 0.359			5-3		1-2f G6-3			1B 1-2 1B	F5	2 1 0 1	0 0 0 0	0 1 0 0	0 0 0 0	0 0 0 0	0 0 0 0	1 0 0 1
Ron Darling, R (1, 1) OBP: 0.143, SLG: 0.143 Rusty Staub, L (8, PH) OBP: 0.370, SLG: 0.409 Scott Holman, R (8, 1) OBP: 0.238, SLG: 0.238			F9			6-3		L4-6 2-3		2 1 0	0 0 0	0 0 0	0 0 0	0 0 0	0 0 0	0 2 0

AB	33
R	2
H	8
RBI	2
BB	2
SO	0
LOB	11

Inning Stats	1	2	3	4	5	6	7	8	9
	R: 0 E: 0 K: 0 S: 4	H: 1 LOB: 1 BB: 0 P: 4	R: 0 E: 0 K: 0 S: 3	H: 0 LOB: 0 BB: 0 P: 3	R: 0 E: 0 K: 0 S: 3	H: 0 LOB: 0 BB: 0 P: 3	R: 0 E: 0 K: 0 S: 4	H: 1 LOB: 1 BB: 0 P: 4	R: 0 E: 0 K: 0 S: 2	H: 0 LOB: 0 BB: 1 P: 6	R: 0 E: 0 K: 0 S: 4	H: 1 LOB: 1 BB: 0 P: 4	R: 0 E: 0 K: 0 S: 3	H: 0 LOB: 0 BB: 0 P: 3	R: 0 E: 0 K: 0 S: 4	H: 2 LOB: 2 BB: 1 P: 8	R: 2 E: 0 K: 0 S: 6	H: 3 LOB: 1 BB: 0 P: 6

| | | |

Batter	1	2	3	4	5	6	7	8	9	AB	R	H	RBI	BB	SO	LOB
Lonnie Smith, R (1, 7) OBP: 0.370, SLG: 0.433 Willie McGee, S (8, 8) OBP: 0.316, SLG: 0.374	x 0-0 CS 2B		x 0-0 E5 K		B B B 4-0 SH1-3 1B BB		x 0-0 ① F7			3 0	1 0	1 0	0 0	1 0	0 0	0 0
Jeff Doyle, S (1, 4) OBP: 0.286, SLG: 0.350	x 0-0 ①② F8 2-3		S S S 0-3 ②③ K 1-2		x 0-0 ② SH1-3 1-2 3-H		x 0-0 ② G3			3	0	0	1	0	1	2
Ken Oberkfell, L (1, 5) OBP: 0.371, SLG: 0.387 Ozzie Smith, S (8, 6) OBP: 0.315, SLG: 0.330	x 0-0 1B			x 0-0 ① 4-3	x 0-0 2-H 1B		x 0-0 ③ F7			4 0	0 0	2 0	1 0	0 0	0 0	0 0
George Hendrick, R (1, 3) OBP: 0.371, SLG: 0.487	S S S 0-3 ③ K			S S S 0-3 ② K	S S S 0-3 ③ K			x 0-0 L3 1B		4	0	1	0	0	3	2
Andy Van Slyke, L (1, 8) OBP: 0.354, SLG: 0.429 (8, 7)		x 0-0 ① 1-3		x 0-0 1B S 1B	B B B 4-0 CS BB			x 0-0 ①② L3 1-2		3	1	1	0	1	0	1
David Green, R (1, 9) OBP: 0.321, SLG: 0.416		x 0-0 ② 6-3		x 0-0 S 1-3 1B	B B B 4-0 ① S 1-2 BB			x 0-0 ③ 4-3		3	0	1	0	1	0	0
Jamie Quirk, L (1, 2) OBP: 0.282, SLG: 0.346		x 0-0 1B		S S S 0-3 ③ K 1-2 3-H	S S S 0-3 ② K 1-2					3	0	1	0	0	2	2
Mike Ramsey, S (1, 6) OBP: 0.309, SLG: 0.337 Jimmy Sexton, R (2, 6) OBP: 0.400, SLG: 0.500 (8, 5)		x 0-0 ③ F4			x 0-0 SH2-4 SH1-3 2B	I I I 4-0 IBB				0 2	0 1	0 1	0 0	0 1	0 0	0 1
Danny Cox, R (1, 1) OBP: 0.080, SLG: 0.080 Bruce Sutter, R (9, 1)			x 0-0 ① 1-3		x 0-0 ① SH2-4 2-3	S S S 0-3 ③ K				2 0	0 0	0 0	0 0	0 0	1 0	2 0
Inning Stats	R: 0 H: 2 E: 0 LOB: 1 K: 1 BB: 0 S: 6 P: 6	R: 0 H: 1 E: 0 LOB: 1 K: 0 BB: 0 S: 4 P: 4	R: 0 H: 0 E: 1 LOB: 0 K: 1 BB: 0 S: 5 P: 5	R: 1 H: 2 E: 0 LOB: 1 K: 2 BB: 0 S: 9 P: 9	R: 2 H: 2 E: 0 LOB: 1 K: 1 BB: 1 S: 7 P: 11	R: 0 H: 0 E: 0 LOB: 2 K: 2 BB: 3 S: 6 P: 18	R: 0 H: 0 E: 0 LOB: 0 K: 0 BB: 0 S: 3 P: 3	R: 0 H: 1 E: 0 LOB: 0 K: 0 BB: 0 S: 3 P: 3		1B: 6 SF: 0 2B: 3 SAC: 2 3B: 0 DP: 1 HR: 0 HBP: 0						

BOTTOM

New York Mets @ St. Louis Cardinals

Busch Stadium, St. Louis, MO

Thu Sep 22 1983, 7:05 PM CDT

Att. 11,882 - Unknown

livebaseballscorecards.com

AB	27
R	3
H	8
RBI	2
BB	4
SO	7
LOB	10

WP: 0 PA: 33
PB: 0
SB: 3
CS: 2

PITCHER		IP	WLS	BF	H	R	ER	SO	BB	IBB	HBP	BLK	WP	HR	S	P	ERA	WHIP
Ron Darling, R ERA: 3.08	(1, 1)	7.0	L	30	7	3	3	7	3	1	0	0	0	0	40	56	3.86	1.429
Scott Holman, R ERA: 3.75	(8, 1)	1.0		3	1	0	0	0	0	0	0	0	0	0	3	3	0.00	1.000

PITCHER	IP	WLS	BF	H	R	ER	SO	BB	IBB	HBP	BLK	WP	HR	S	P	ERA	WHIP

Batter	1	2	3	4	5	6	7	8	9	AB	R	H	RBI	BB	SO	LOB
Mookie Wilson, S (1, 8) OBP: 0.300, SLG: 0.359	3-1		4-3			G4-6-3, 1B		G3, 2-3		4	0	1	0	0	0	1
Hubie Brooks, R (1, 5) OBP: 0.291, SLG: 0.328	1-3		3-1			F7		3-H, 1B		4	0	1	1	0	0	1
Danny Heep, L (1, 9) OBP: 0.321, SLG: 0.390	1B			4-3		G4-6-3, 1-2f		F7		4	0	1	0	0	0	3
George Foster, R (1, 7) OBP: 0.288, SLG: 0.406	F9			1B			6-3		1-3	4	0	1	0	0	0	1
Gary Rajsich, L (1, 3) OBP: 0.222, SLG: 0.125		BBBB, FC3-6, BB		L4			F8		FC6-4, 1B	3	0	1	0	1	0	1
Bob Bailor, R (1, 4) (8, 6) OBP: 0.291, SLG: 0.283		FC3-6, G3, S, 1-2f		6-3			FC6, 1B		FC6-4, 1-2f	4	0	1	0	0	0	3
Junior Ortiz, R (1, 2) OBP: 0.271, SLG: 0.277		G3, 1-3			5-3		FC6, 1-2f		1-3	3	0	0	0	0	0	2
Keith Hernandez, L (9, PH) OBP: 0.397, SLG: 0.434										1	0	0	0	0	0	1
José Oquendo, S (1, 6) OBP: 0.267, SLG: 0.253		5-3			SSS, K			G3		2	0	0	0	0	1	1
Wally Backman, S (8, PH) (8, 4) OBP: 0.184, SLG: 0.139										1	0	0	0	0	0	0
Walt Terrell, L (1, 1) OBP: 0.190, SLG: 0.415			4-3		F7			G3, 1B, 2B		2	0	0	0	0	0	0
Rusty Staub, L (8, PH) OBP: 0.375, SLG: 0.423										1	0	1	0	0	0	0
John Stearns, R (8, PR)										0	1	0	0	0	0	0
Doug Sisk, R (8, 1) OBP: 0.500, SLG: 0.500										0	0	0	0	0	0	0
Inning Stats	R: 0 E: 0 K: 0 S: 4 H: 1 LOB: 1 BB: 0 P: 4	R: 0 E: 0 K: 0 S: 3 H: 0 LOB: 1 BB: 1 P: 7	R: 0 E: 0 K: 0 S: 3 H: 0 LOB: 0 BB: 0 P: 3	R: 0 E: 0 K: 0 S: 4 H: 1 LOB: 1 BB: 0 P: 4	R: 0 E: 0 K: 1 S: 5 H: 0 LOB: 0 BB: 0 P: 5	R: 0 E: 0 K: 0 S: 3 H: 1 LOB: 0 BB: 0 P: 3	R: 0 E: 0 K: 0 S: 4 H: 1 LOB: 1 BB: 0 P: 4	R: 1 E: 0 K: 0 S: 5 H: 2 LOB: 2 BB: 0 P: 5	R: 0 E: 0 K: 0 S: 4 H: 1 LOB: 1 BB: 0 P: 4	1B: 6 2B: 1 3B: 0 HR: 0 SF: 0 SAC: 0 DP: 1 HBP: 0						

PITCHER	IP	WLS	BF	H	R	ER	SO	BB	IBB	HBP	BLK	WP	HR	S	P	ERA	WHIP
Dick Ruthven, R (1, 1) ERA: 4.24	9.0	W	34	7	1	1	1	1	0	0	0	0	0	35	39	1.00	0.889

PITCHER	IP	WLS	BF	H	R	ER	SO	BB	IBB	HBP	BLK	WP	HR	S	P	ERA	WHIP

TOP

New York Mets @ Chicago Cubs

Wrigley Field, Chicago, IL

Fri Sep 23 1983, 3:33 AM CDT

Att. 3,105 - Sunny - 55 F

livebaseballscorecards.com

AB	33
R	1
H	7
RBI	1
BB	1
SO	1
LOB	14

Batter	1	2	3	4	5	6	7	8	9	AB	R	H	RBI	BB	SO	LOB
23 Ryne Sandberg, R (1, 4) OBP: 0.318, SLG: 0.355	5-3	K			K			6-3		4	0	0	0	0	2	2
Larry Bowa, S (1, 6) OBP: 0.304, SLG: 0.332	4-3		FC4-6, 1B		4-3			BB, BB		3	0	1	0	1	0	0
Mel Hall, L (1, 8) OBP: 0.350, SLG: 0.482	6-3		FC4-6, CS 1-2f			F8		1-2, BB		3	0	0	0	1	0	1
Ron Cey, R (1, 5) OBP: 0.350, SLG: 0.467		SH3, HR, 2B	F7 1-2			F8		P6		4	1	1	0	0	0	3
Gary Woods, R (9, 9) OBP: 0.293, SLG: 0.330										0	0	0	0	0	0	0
Keith Moreland, R (1, 9) OBP: 0.374, SLG: 0.455		SH3 2-3		HR		K		6-3		3	1	1	1	0	1	2
Dave Owen, S (9, 5)										0	0	0	0	0	0	0
Carmelo Martinez, R (1, 3) OBP: 0.273, SLG: 0.434		1-3		5-3			K			3	0	0	0	0	1	1
Jody Davis, R (1, 2) OBP: 0.321, SLG: 0.488		HR 3-H		5-3			HR			3	2	2	3	0	0	0
Joe Carter, R (1, 7) OBP: 0.154, SLG: 0.192		BB, 1B		5-3			K			3	0	1	0	0	1	0
Dick Ruthven, R (1, 1) OBP: 0.238, SLG: 0.246		BB 1-2			F9		4-3			2	0	0	0	1	0	0
Inning Stats	R: 0 E: 0 K: 0 S: 3 H: 0 LOB: 0 BB: 0 P: 3	R: 2 E: 0 K: 1 S: 8 H: 3 LOB: 2 BB: 1 P: 12	R: 0 E: 0 K: 0 S: 3 H: 1 LOB: 0 BB: 0 P: 3	R: 1 E: 0 K: 0 S: 4 H: 1 LOB: 0 BB: 0 P: 4	R: 0 E: 0 K: 1 S: 5 H: 0 LOB: 0 BB: 0 P: 5	R: 0 E: 0 K: 1 S: 5 H: 0 LOB: 0 BB: 0 P: 5	R: 1 E: 0 K: 2 S: 8 H: 1 LOB: 0 BB: 0 P: 8	R: 0 E: 0 K: 0 S: 3 H: 0 LOB: 2 BB: 2 P: 11		1B: 2 2B: 1 3B: 0 HR: 3 SF: 0 SAC: 1 DP: 0 HBP: 0						

PITCHER		IP	WLS	BF	H	R	ER	SO	BB	IBB	HBP	BLK	WP	HR	S	P	ERA	WHIP
Walt Terrell, R ERA: 3.83	(1, 1)	7.0	L	27	6	4	4	5	1	0	0	0	0	3	36	40	5.14	1.000
Doug Sisk, R ERA: 2.27	(8, 1)	1.0		5	0	0	0	0	2	0	0	0	0	0	3	11	0.00	2.000

PITCHER	IP	WLS	BF	H	R	ER	SO	BB	IBB	HBP	BLK	WP	HR	S	P	ERA	WHIP

BOTTOM

New York Mets @ Chicago Cubs

Wrigley Field, Chicago, IL

Fri Sep 23 1983, 3:33 AM CDT

Att. 3,105 - Sunny - 55 F

livebaseballscorecards.com

AB	28
R	4
H	6
RBI	4
BB	3
SO	5
LOB	9

WP: 0 PB: 0 SB: 0 CS: 1 PA: 32

Batter	1	2	3	4	5	6	7	8	9	AB	R	H	RBI	BB	SO	LOB
Mookie Wilson, S (1, 8) OBP: 0.302, SLG: 0.364	S S S 0-3 ① K		x 0-0 ① 5-3	x 0-0 G6-4-3 1B		x 0-0 1-2 1B		x 0-0 3B		5	0	3	0	0	1	0
Hubie Brooks, R (1, 5) OBP: 0.288, SLG: 0.325	S S S 0-3 ② K		S S S 0-3 ② K	x 0-0 ② ③ G6-4-3 1-2f		x 0-0 ③ 6-3		x 0-0 ③ 1-3		5	0	0	0	0	2	4
Danny Heep, L (1, 9) OBP: 0.326, SLG: 0.392	x 0-0 ③ L7		x 0-0 WP 1B 1B 1B	B B B B 4-0 1B BB			x 0-0 ① 1-3		x 0-0 1B 1B 1B	4	2	2	0	1	0	0
George Foster, R (1, 7) OBP: 0.292, SLG: 0.411		S S S 0-3 ① K	x 0-0 WP 1-2 1B 1B	x 0-0 1-2 G6-4-3 1B			x 0-0 2B 2B		x 0-0 1B 1-2 1B	5	2	4	0	0	1	0
Gary Rajsich, L (1, 3) OBP: 0.214, SLG: 0.154		x 0-0 ② F9	x 0-0 1-H 2-H HR 1B	x 0-0 ① F7			x 0-0 ② F9		x 0-0 ① F7	5	1	1	2	0	0	5
Brian Giles, R (1, 4) OBP: 0.308, SLG: 0.300		x 0-0 S 1B 1B	x 0-0 1-H HR	x 0-0 ② ③ G6-4-3 1-2f			x 0-0 2-H 2B		x 0-0 1-3 2-H 1B	5	2	4	4	0	0	2
Junior Ortiz, R (1, 2) OBP: 0.275, SLG: 0.277		x 0-0 1-H 1B	H 1-0 FC6-4 HBP			x 0-0 ① 6-3	x 0-0 ③ F9		S S S 0-3 ② K	4	0	1	1	0	1	3
José Oquendo, S (1, 6) OBP: 0.266, SLG: 0.250		B B B B 4-0 BB	x 0-0 ③ FC6-4 1-2f			x 0-0 ② P4		x 0-0 ① P4	x 0-0 ③ P5	4	0	0	0	1	0	3
Tom Seaver, R (1, 1) OBP: 0.225, SLG: 0.219		x 0-0 ③ 1-3		x 0-0 ① 5-3		B B B B 4-0 1B BB		S S S 0-3 ② K		3	0	0	0	1	1	2
Mike Torrez, R (9, 1) OBP: 0.063, SLG: 0.048										0	0	0	0	0	0	0
Carlos Diaz, R (9, 1)										0	0	0	0	0	0	0
Doug Sisk, R (9, 1) OBP: 0.500, SLG: 0.500										0	0	0	0	0	0	0
Inning Stats	R: 0 E: 0 K: 2 S: 7 H: 0 LOB: 0 BB: 0 P: 7	R: 1 E: 0 K: 1 S: 7 H: 2 LOB: 2 BB: 1 P: 11	R: 4 E: 0 K: 1 S: 9 H: 4 LOB: 1 BB: 0 P: 10	R: 0 E: 0 K: 0 S: 3 H: 1 LOB: 0 BB: 0 P: 3	R: 0 E: 0 K: 0 S: 3 H: 1 LOB: 1 BB: 1 P: 7	R: 0 E: 0 K: 0 S: 4 H: 1 LOB: 2 BB: 1 P: 8	R: 1 E: 0 K: 0 S: 5 H: 2 LOB: 1 BB: 0 P: 5	R: 0 E: 0 K: 1 S: 6 H: 1 LOB: 1 BB: 0 P: 6	R: 1 E: 0 K: 1 S: 8 H: 3 LOB: 2 BB: 0 P: 8	1B: 11 2B: 2 3B: 1 HR: 1 SF: 0 SAC: 0 DP: 2 HBP: 1							

TOP

New York Mets @ Chicago Cubs

Wrigley Field, Chicago, IL

Sat Sep 24 1983, 3:33 AM CDT

Att. 30,111 - Sunny - 60 F

livebaseballscorecards.com

AB	40
R	7
H	15
RBI	7
BB	3
SO	6
LOB	19

PITCHER		IP	WLS	BF	H	R	ER	SO	BB	IBB	HBP	BLK	WP	HR	S	P	ERA	WHIP
Don Schulze, R ERA: 11.57	(1, 1)	2.2	L	15	6	5	5	4	1	0	0	0	1	1	22	26	16.88	2.625
Mike Proly, R ERA: 3.62	(3, 1)	0.1		2	0	0	0	0	0	0	1	0	0	0	1	2	0.00	0.000
Dickie Noles, R ERA: 4.79	(4, 1)	2.0		7	2	0	0	0	1	0	0	0	0	0	6	10	0.00	1.500
Rich Bordi, R ERA: 4.97	(6, 1)	2.0		10	3	1	1	0	1	0	0	0	0	0	9	13	4.50	2.000
Bill Johnson, R ERA: 2.7	(8, 1)	1.1		8	4	1	1	1	0	0	0	0	0	0	10	10	6.75	3.000

PITCHER		IP	WLS	BF	H	R	ER	SO	BB	IBB	HBP	BLK	WP	HR	S	P	ERA	WHIP
Alan Hargesheimer, R ERA: 2.45	(9, 1)	0.2		2	0	0	0	1	0	0	0	0	0	0	4	4	0.00	0.000

New York Mets @ Chicago Cubs

Wrigley Field, Chicago, IL

Sat Sep 24 1983, 3:33 AM CDT

Att. 30,111 - Sunny - 60 F

livebaseballscorecards.com

BOTTOM

Batter	1	2	3	4	5	6	7	8	9	AB	R	H	RBI	BB	SO	LOB
23 Ryne Sandberg, R (1, 4) OBP: 0.319, SLG: 0.353	F7		F9		6-3			BB, L3	2B, BB	3	1	0	0	2	0	2
Bill Buckner, L (1, 3) OBP: 0.305, SLG: 0.434	3-1		P5			F8		L3, 1-2	K	5	0	0	0	0	1	5
Mel Hall, L (1, 8) OBP: 0.351, SLG: 0.487	G3		K			1B		3B	1-H, 2-H, 2B	4	0	2	0	0	1	2
Gary Woods, R (9, PH) OBP: 0.296, SLG: 0.339										1	0	1	2	0	0	0
Ron Cey, R (1, 5) OBP: 0.348, SLG: 0.463		1-4-3		F2		K		F5	5-3	5	0	0	0	0	1	3
Keith Moreland, R (1, 2) OBP: 0.376, SLG: 0.456		BB, G4-3		1B		4-3			HR	1	0	1	0	1	0	0
Jody Davis, R (5, 2) OBP: 0.321, SLG: 0.494										2	1	1	1	0	0	1
Joe Carter, R (1, 7) OBP: 0.200, SLG: 0.300	G4-3, 1-2f			K			1B		WP, 3B	4	1	2	0	0	1	2
Tom Grant, L (1, 9) OBP: 0.263, SLG: 0.125			WP, 1B	K			G4-6-3, 1-2		K, 3-H	4	1	2	0	0	2	1
Larry Bowa, S (1, 6) OBP: 0.305, SLG: 0.331			1B, 1-2, BB		G3		F7		2B, BB	1	0	0	0	1	0	0
Thad Bosley, L (7, PH) OBP: 0.394, SLG: 0.516										1	0	0	0	0	0	2
Dave Owen, S (8, 6)										0	1	0	0	1	0	0
Don Schulze, R (1, 1) Mike Proly, R (3, 1) OBP: 0.167, SLG: 0.000 Dan Rohn, L (3, PH) OBP: 0.000, SLG: 0.000 Dickie Noles, R (4, 1) OBP: 0.364, SLG: 0.273 Fritzie Connally, R (5, PH) Rich Bordi, R (6, 1) Jay Johnstone, L (7, PH) OBP: 0.353, SLG: 0.441 Bill Johnson, R (8, 1) Alan Hargesheimer, R (9, 1) Mike Diaz, R (9, PH) OBP: 0.667, SLG: 1.000			1-2, 2-H, 1B		K		G4-6-3, 1-2f		1-H, 2B	0 0 1 0 1 0 1 0 0	0 0 0 0 0 0 0 0 0	0 0 1 0 0 0 0 0 0	0 0 1 0 0 0 0 0 0	0 0 0 0 0 0 0 0 0	0 0 0 0 0 0 0 2 0	0 0 0 0 0 0 0 0 0

Inning Stats	1	2	3	4	5	6	7	8	9
R	0	0	1	0	0	0	0	0	5
E	0	0	0	0	0	0	0	0	0
K	0	0	1	2	1	1	4	3	2
S	3	2	7	8	5	6	4	3	11
H	0	0	2	1	0	1	2	1	4
LOB	0	0	2	1	0	1	1	1	1
BB	0	1	1	0	0	0	0	1	2
P	3	6	11	8	5	6	4	7	19

1B	6
2B	3
3B	2
HR	1
SF	0
SAC	0
DP	3
HBP	0

WP	2
PB	0
SB	0
CS	0
PA	40

AB	35
R	6
H	11
RBI	5
BB	5
SO	7
LOB	20

PITCHER		IP	WLS	BF	H	R	ER	SO	BB	IBB	HBP	BLK	WP	HR	S	P	ERA	WHIP
Tom Seaver, R ERA: 3.56	(1, 1)	8.0	W	31	7	1	1	5	3	0	0	0	1	0	38	50	1.12	1.250
Mike Torrez, R ERA: 4.41	(9, 1)	0.1		6	3	5	5	1	2	0	0	0	1	1	6	14	135.00	15.000
Carlos Diaz, L ERA: 2.12	(9, 1)	0.1		2	1	0	0	1	0	0	0	0	0	0	4	4	0.00	3.000
Doug Sisk, R ERA: 2.26	(9, 1)	0.1	S	1	0	0	0	0	0	0	0	0	0	0	1	1	0.00	0.000

PITCHER	IP	WLS	BF	H	R	ER	SO	BB	IBB	HBP	BLK	WP	HR	S	P	ERA	WHIP

Batter	1	2	3	4	5	6	7	8	9	AB	R	H	RBI	BB	SO	LOB
Mookie Wilson, S (1, 8) OBP: 0.300, SLG: 0.361	S S S 0-3 ① K			x 0-0 ① F8		x 0-0 ① 5-3		x 0-0 ① F7	x 0-0 ③ 4-3	5	0	0	0	0	1	2
Clint Hurdle, L (1, 5) OBP: 0.200, SLG: 0.143	S S S 0-3 ② K			x 0-0 ② P6		x 0-0 ② WP HR 1B		x 0-0 ② ③ G4-6-3 1-2f		4	1	1	0	0	1	1
Danny Heep, L (1, 9) OBP: 0.321, SLG: 0.385	x 0-0 ③ 3-1			S S S 0-3 ③ K		x 0-0 ② F7 1-2			x 0-0 ① F8	4	0	0	0	0	1	1
George Foster, R (1, 7) OBP: 0.295, SLG: 0.423		x 0-0 ① L8			B B B 4-0 1B 1B FC4-6 BB	x 0-0 2-H HR			x 0-0 HR	3	3	2	3	1	0	0
Gary Rajsich, L (1, 3) OBP: 0.278, SLG: 0.412		x 0-0 ② P6			x 0-0 FC4-6 1B 1-2 1B	S S S 0-3 ③ K			x 0-0 HR	4	1	2	1	0	1	0
Brian Giles, R (1, 4) OBP: 0.310, SLG: 0.300		x 0-0 ③ F8			x 0-0 1-2 2-3 FC4-6 1B		S S S 0-3 ① K		B B B B 4-0 3B BB	3	1	1	0	1	1	0
Ron Gardenhire, R (1, 6) OBP: 0.100, SLG: 0.069			x 0-0 ① F8		x 0-0 ① FC4-6 1-2f 2-3 3-H		x 0-0 ② 4-3		S S S 0-3 ② K	4	0	0	1	0	1	3
Mike Fitzgerald, R (1, 2) OBP: 0.250, SLG: 0.294 Tom Gorman, L (7, 1) OBP: 0.250, SLG: 0.250 Wally Backman, S (9, PH) OBP: 0.205, SLG: 0.216			x 0-0 ② F8		x 0-0 ② P6		x 0-0 ③ P3		x 0-0 1-H 2B 3B	3 0 1	0 0 1	0 0 1	0 0 1	0 0 0	0 0 0	2 0 0
Tim Leary, R (1, 1) Scott Holman, R (2, 1) OBP: 0.227, SLG: 0.227 Rusty Staub, L (5, PH) OBP: 0.372, SLG: 0.420 Brent Gaff, R (5, 1) Junior Ortiz, R (7, 2) OBP: 0.283, SLG: 0.291			S S S 0-3 ③ K		S S S 0-3 ③ K			x 0-0 G4-6-3 1B	x 0-0 3-H 2B	0 1 1 0 2	0 0 0 0 0	0 0 0 0 2	0 0 0 0 1	0 0 0 0 0	0 1 1 0 0	0 0 2 0 0
Inning Stats	R: 0 E: 0 K: 2 S: 7 H: 0 LOB: 0 BB: 0 P: 7	R: 0 E: 0 K: 0 S: 3 H: 0 LOB: 0 BB: 0 P: 3	R: 0 E: 0 K: 1 S: 5 H: 0 LOB: 0 BB: 0 P: 5	R: 0 E: 0 K: 1 S: 5 H: 0 LOB: 0 BB: 0 P: 5	R: 1 E: 0 K: 1 S: 7 H: 2 LOB: 2 BB: 1 P: 11	R: 2 E: 0 K: 1 S: 7 H: 2 LOB: 0 BB: 0 P: 7	R: 0 E: 0 K: 1 S: 5 H: 0 LOB: 0 BB: 0 P: 5	R: 0 E: 0 K: 0 S: 3 H: 1 LOB: 0 BB: 0 P: 3	R: 4 E: 0 K: 1 S: 9 H: 4 LOB: 1 BB: 1 P: 13	1B: 4 2B: 1 3B: 1 HR: 3 SF: 0 SAC: 0 DP: 1 HBP: 0						

PITCHER		IP	WLS	BF	H	R	ER	SO	BB	IBB	HBP	BLK	WP	HR	S	P	ERA	WHIP
Reggie Patterson, R ERA: 5.93	(1, 1)	8.1	W	32	7	5	5	7	1	0	0	0	1	3	45	49	5.40	0.960
Warren Brusstar, R ERA: 2.24	(9, 1)	0.2		5	2	2	2	1	1	0	0	0	0	0	6	10	27.00	4.500

PITCHER	IP	WLS	BF	H	R	ER	SO	BB	IBB	HBP	BLK	WP	HR	S	P	ERA	WHIP

New York Mets @ Chicago Cubs

Wrigley Field, Chicago, IL

Sun Sep 25 1983, 3:33 AM CDT

Att. 6,421 - Overcast - 58 F

TOP

AB	35
R	7
H	9
RBI	7
BB	2
SO	8
LOB	11

livebaseballscorecards.com

WP: 1 PB: 0 SB: 0 CS: 0 PA: 37

BOTTOM

New York Mets @ Chicago Cubs

Wrigley Field, Chicago, IL

Sun Sep 25 1983, 3:33 AM CDT

Att. 6,421 - Overcast - 58 F

livebaseballscorecards.com

Batter	1	2	3	4	5	6	7	8	9	AB	R	H	RBI	BB	SO	LOB
23 Ryne Sandberg, R (1, 4) OBP: 0.319, SLG: 0.355	4-3	E 1B	F9		1B 2B	E5 G5-4-3		5-3		6	2	2	1	0	0	4
Bill Buckner, L (1, 3) OBP: 0.304, SLG: 0.432	P6	E7 2B		K	1B 1B 1B IBB	G5-4-3				3	2	0	0	1	1	0
Carmelo Martinez, R (6, PH) OBP: 0.270, SLG: 0.429										1	0	0	0	0	0	2
Jay Johnstone, L (1, 7) OBP: 0.369, SLG: 0.445	1B 1B	2B BB		F9	1B 1B 1B	G3				1	0	1	0	0	0	0
Thad Bosley, L (2, PH) OBP: 0.400, SLG: 0.508										3	1	1	2	1	0	1
Keith Moreland, R (1, 9) OBP: 0.380, SLG: 0.461	1B 1B	1B 2B		BB BB	1B 1B		F7			3	1	3	2	1	0	0
Tom Grant, L (7, 9) OBP: 0.250, SLG: 0.118										1	0	0	0	0	0	0
Ron Cey, R (1, 5) OBP: 0.350, SLG: 0.464	P3	1B		BB	1B		K			3	0	2	2	1	0	2
Dave Owen, S (5, PR)										1	0	0	0	0	1	0
(6, 5)																
(8, 6)																
Jody Davis, R (1, 2) OBP: 0.318, SLG: 0.489		4-3 F8		P3	K		6-3			5	0	0	0	0	1	6
Joe Carter, R (1, 8) OBP: 0.229, SLG: 0.314		BLK E 1B	K		5-3 K			1B		5	1	2	0	0	2	3
Larry Bowa, S (1, 6) OBP: 0.310, SLG: 0.337	E7 1B	1B			E 2B 1B	E G5-4-3 1B		K		4	3	4	1	0	0	0
Tom Veryzer, R (8, 5) OBP: 0.231, SLG: 0.273										1	0	0	0	0	1	1
Reggie Patterson, R (1, 1)	K	K			E2 1B	SH G5-4-3		F2		4	1	0	0	0	2	4
Warren Brusstar, R (9, 1)										0	0	0	0	0	0	0
Inning Stats	R: 0 E: 0 K: 0 S: 5 H: 2 LOB: 2 BB: 0 P: 5	R: 6 E: 2 K: 1 S: 11 H: 5 LOB: 1 BB: 1 P: 15	R: 0 E: 0 K: 2 S: 8 H: 1 LOB: 1 BB: 0 P: 8	R: 0 E: 0 K: 1 S: 5 H: 0 LOB: 2 BB: 2 P: 13	R: 4 E: 1 K: 2 S: 13 H: 5 LOB: 3 BB: 1 P: 17	R: 1 E: 2 K: 0 S: 5 H: 1 LOB: 1 BB: 0 P: 5	R: 0 E: 0 K: 1 S: 5 H: 0 LOB: 0 BB: 0 P: 5	R: 0 E: 0 K: 1 S: 6 H: 1 LOB: 1 BB: 0 P: 6		1B: 13 2B: 2 3B: 0 HR: 0 SF: 0 SAC: 1 DP: 1 HBP: 0						

	AB	41
	R	11
	H	15
	RBI	8
	BB	4
	SO	8
	LOB	23

WP: 0 PB: 0 SB: 0 CS: 0 PA: 46

PITCHER		IP	WLS	BF	H	R	ER	SO	BB	IBB	HBP	BLK	WP	HR	S	P	ERA	WHIP
Tim Leary, R ERA: 5.4	(1, 1)	1.2	L	13	6	6	1	1	1	0	0	1	0	0	14	18	5.40	4.200
Scott Holman, R ERA: 3.66	(2, 1)	2.1		11	2	0	0	3	2	0	0	0	0	0	15	23	0.00	1.714
Brent Gaff, R ERA: 6.75	(5, 1)	2.0		15	6	5	3	2	0	1	0	0	0	0	18	22	13.50	3.000
Tom Gorman, L ERA: 5.13	(7, 1)	2.0		7	1	0	0	2	0	0	0	0	0	0	11	11	0.00	0.500

PITCHER	IP	WLS	BF	H	R	ER	SO	BB	IBB	HBP	BLK	WP	HR	S	P	ERA	WHIP

New York Mets @ Pittsburgh Pirates

Three Rivers Stadium, Pittsburgh, PA

Tue Sep 27 1983, 7:05 PM EDT

Att. 10,913 - Unknown

livebaseballscorecards.com

Batter	1	2	3	4	5	6	7	8	9	AB	R	H	RBI	BB	SO	LOB
Mookie Wilson, S (1, 8) OBP: 0.301, SLG: 0.363	0-0 1B 1B 2B	0-0 1-3			0-0 S S SF7 1B		0-0 P6			4	2	2	0	0	0	0
Hubie Brooks, R (1, 5) OBP: 0.288, SLG: 0.325	0-0 BB 1B 1B 2-3 1B	0-0 5-3			0-3 K 1-2		0-3 K			4	1	1	0	0	2	1
Darryl Strawberry, L (1, 9) OBP: 0.336, SLG: 0.507	0-0 BB 1B 1-2 3-H 1B		0-0 S 1B		4-0 S IBB			0-3 K		3	1	2	1	1	1	0
George Foster, R (1, 7) OBP: 0.293, SLG: 0.421	0-3 K		0-3 K 1-2		0-0 SF7 1-2 2-H			0-0 6-3		3	0	0	1	0	2	3
Gary Rajsich, L (1, 3) OBP: 0.273, SLG: 0.350	4-0 1B 1-2 2-3 BB		0-0 P6		0-0 3-1			0-0 F8		3	0	0	0	1	0	2
Bob Bailor, R (1, 6) OBP: 0.288, SLG: 0.280	0-0 F9		0-0 F8			0-0 1-3			0-3 K	4	0	0	0	0	1	4
Brian Giles, R (1, 4) OBP: 0.309, SLG: 0.299	0-0 1-2 2-H 3-H 1B			0-0 5-3		0-0 F8			0-3 K	4	0	1	2	0	1	0
Junior Ortiz, R (1, 2) OBP: 0.277, SLG: 0.284	0-0 F8			0-0 F8		0-0 F9			0-3 K	4	0	0	0	0	1	2
Mike Torrez, R (1, 1) OBP: 0.061, SLG: 0.046		0-0 6-3		0-3 K			0-0 6-3			3	0	0	0	0	1	0
Doug Sisk, R (9, 1) OBP: 0.500, SLG: 0.500										0	0	0	0	0	0	0

TOP	
AB	32
R	4
H	6
RBI	4
BB	2
SO	9
LOB	12

Inning Stats	1	2	3	4	5	6	7	8	9	AB	R	H	RBI	BB	SO	LOB
	R: 3 E: 0 K: 1 S: 9	R: 0 E: 0 K: 0 S: 3	R: 0 E: 0 K: 1 S: 6	R: 0 E: 0 K: 1 S: 5	R: 1 E: 0 K: 1 S: 6	R: 0 E: 0 K: 0 S: 3	R: 0 E: 0 K: 1 S: 5	R: 0 E: 0 K: 1 S: 5	R: 0 E: 0 K: 3 S: 9	1B: 5 2B: 1 3B: 0 HR: 0	SF: 1 SAC: 0 DP: 0 HBP: 0	WP: 0 PB: 0 SB: 4 CS: 0	PA: 35		

PITCHER		IP	WLS	BF	H	R	ER	SO	BB	IBB	HBP	BLK	WP	HR	S	P	ERA	WHIP
Jose DeLeon, R ERA: 2.74	(1, 1)	6.0	L	26	6	4	4	4	1	1	0	0	0	0	32	40	6.00	1.167
Cecilio Guante, R ERA: 3.29	(7, 1)	2.0		6	0	0	0	2	0	0	0	0	0	0	10	10	0.00	0.000
Kent Tekulve, R ERA: 1.64	(9, 1)	1.0		3	0	0	0	3	0	0	0	0	0	0	9	9	0.00	0.000

PITCHER	IP	WLS	BF	H	R	ER	SO	BB	IBB	HBP	BLK	WP	HR	S	P	ERA	WHIP

New York Mets @ Pittsburgh Pirates

Three Rivers Stadium, Pittsburgh, PA

Tue Sep 27 1983, 7:05 PM EDT

Att. 10,913 - Unknown

BOTTOM

Batter	1	2	3	4	5	6	7	8	9	AB	R	H	RBI	BB	SO	LOB
Marvell Wynne, L (1, 8) OBP: 0.323, SLG: 0.361	F8		1B	BB		F8			K	4	1	1	0	1	1	1
Johnny Ray, S (1, 4) OBP: 0.318, SLG: 0.396	F5		F9	2B			F8		3-1	5	0	1	1	0	0	2
Bill Madlock, R (1, 5) OBP: 0.386, SLG: 0.448	1B		1B	5-3			F8		5-3	5	0	2	1	0	0	2
Jason Thompson, L (1, 3) OBP: 0.376, SLG: 0.404	4-3		F8		F7		F9			4	0	0	0	0	0	3
Dave Parker, L (1, 9) OBP: 0.312, SLG: 0.415		F7	2B		K			1-3		4	0	1	1	0	1	0
Mike Easler, L (1, 7) OBP: 0.355, SLG: 0.449 Miguel Dilone, S (8, PR) OBP: 0.284, SLG: 0.254 Doug Frobel, L (9, 7) OBP: 0.333, SLG: 0.542		FC5-4 BB	F5		G3			CI BB		2 0 0	0 0 0	0 0 0	0 0 0	2 0 0	0 0 0	2 0 0
Tony Peña, R (1, 2) OBP: 0.337, SLG: 0.435		K		FC6-4 1B		6-3 SH5-3 1B		F7		4	0	2	0	0	1	2
Dale Berra, R (1, 6) OBP: 0.329, SLG: 0.364		FC5-4		FC6-4	SH5-3			CI		2	1	0	0	0	0	2
Jose DeLeon, R (1, 1) OBP: 0.216, SLG: 0.065 Lee Mazzilli, S (6, PH) OBP: 0.365, SLG: 0.336 Cecilio Guante, R (7, 1) OBP: 0.167, SLG: 0.091 Richie Hebner, L (8, PH) OBP: 0.322, SLG: 0.393 Kent Tekulve, R (9, 1)			F9 1B 1B	K		6-3		G3		2 1 0 1 0	1 0 0 0 0	1 0 0 0 0	0 0 0 0 0	0 0 0 0 0	1 0 0 0 0	1 1 0 2 0
Inning Stats	R: 0 E: 0 K: 0 S: 4 H: 1 LOB: 1 BB: 0 P: 4	R: 0 E: 0 K: 1 S: 5 H: 0 LOB: 1 BB: 1 P: 9	R: 2 E: 0 K: 0 S: 7 H: 4 LOB: 2 BB: 0 P: 7	R: 1 E: 0 K: 1 S: 7 H: 2 LOB: 2 BB: 1 P: 11	R: 0 E: 0 K: 1 S: 5 H: 0 LOB: 0 BB: 0 P: 5	R: 0 E: 0 K: 0 S: 4 H: 1 LOB: 1 BB: 0 P: 4	R: 0 E: 0 K: 0 S: 3 H: 0 LOB: 0 BB: 0 P: 3	R: 0 E: 1 K: 0 S: 4 H: 0 LOB: 2 BB: 1 P: 8	R: 0 E: 0 K: 1 S: 5 H: 0 LOB: 0 BB: 0 P: 5	1B: 6 2B: 2 3B: 0 HR: 0	SF: 0 SAC: 1 DP: 0 HBP: 0						

livebaseballscorecards.com

	AB	34
	R	3
	H	8
	RBI	3
	BB	3
	SO	4
	LOB	18

WP: 0 PB: 0 SB: 1 CS: 0 PA: 39

PITCHER		IP	WLS	BF	H	R	ER	SO	BB	IBB	HBP	BLK	WP	HR	S	P	ERA	WHIP
Mike Torrez, R ERA: 4.37	(1, 1)	8.0	W	36	8	3	3	3	3	0	0	0	0	0	39	51	3.38	1.375
Doug Sisk, R ERA: 2.24	(9, 1)	1.0	S	3	0	0	0	1	0	0	0	0	0	0	5	5	0.00	0.000

PITCHER	IP	WLS	BF	H	R	ER	SO	BB	IBB	HBP	BLK	WP	HR	S	P	ERA	WHIP

Batter	1	2	3	4	5	6	7	8	9	AB	R	H	RBI	BB	SO	LOB
Mookie Wilson, S (1, 8) OBP: 0.300, SLG: 0.363	HR 1B	K			FC4-6 1B S 3-1 1-2f		L6			4	2	1	0	0	1	1
Hubie Brooks, R (1, 5) OBP: 0.288, SLG: 0.324	F9	P6			3-1 1B 1-3			P4		4	0	1	0	0	0	2
Darryl Strawberry, L (1, 9) OBP: 0.335, SLG: 0.512	HR 1-H		K		3-1 1-2 3-H			4-3		4	1	1	3	0	1	1
George Foster, R (1, 7) OBP: 0.291, SLG: 0.418	6-3		E6 G4-6-3		K			6-3		4	0	0	0	0	1	1
Gary Rajsich, L (1, 3) OBP: 0.269, SLG: 0.375	1B 2B		G4-6-3 1-2f			F9			F7	4	1	1	0	0	0	1
Brian Giles, R (1, 4) OBP: 0.308, SLG: 0.299	2-H 1B			L5		F8			F9	4	0	1	1	0	0	0
Junior Ortiz, R (1, 2) OBP: 0.276, SLG: 0.283	F9			K		6-3			1B	4	0	1	0	0	1	1
José Oquendo, S (1, 6) OBP: 0.263, SLG: 0.247		6-3		P4			5-3		K	4	0	0	0	0	1	1
Ron Darling, R (1, 1) OBP: 0.100, SLG: 0.100		3-1			E5 FC4-6		K			3	0	0	0	0	1	0
Inning Stats	R: 3 E: 0 K: 0 S: 7 H: 4 LOB: 1 BB: 0 P: 7	R: 0 E: 0 K: 1 S: 6 H: 0 LOB: 1 BB: 0 P: 6	R: 0 E: 1 K: 1 S: 5 H: 0 LOB: 0 BB: 0 P: 5	R: 0 E: 0 K: 1 S: 5 H: 0 LOB: 0 BB: 0 P: 5	R: 1 E: 1 K: 1 S: 7 H: 1 LOB: 1 BB: 0 P: 7	R: 0 E: 0 K: 0 S: 3 H: 0 LOB: 0 BB: 0 P: 3	R: 0 E: 0 K: 1 S: 5 H: 0 LOB: 0 BB: 0 P: 5	R: 0 E: 0 K: 0 S: 3 H: 0 LOB: 0 BB: 0 P: 3	R: 0 E: 0 K: 1 S: 6 H: 1 LOB: 1 BB: 0 P: 6	1B: 4 2B: 1 3B: 0 HR: 1 SF: 0 SAC: 0 DP: 1 HBP: 0						

TOP

New York Mets @ Pittsburgh Pirates

Three Rivers Stadium, Pittsburgh, PA

Wed Sep 28 1983, 7:05 PM EDT

Att. 8,672 - Unknown

livebaseballscorecards.com

AB	35
R	4
H	6
RBI	4
BB	0
SO	6
LOB	8

		WP: 1	PA: 35
		PB: 0	
		SB: 1	
		CS: 0	

PITCHER		IP	WLS	BF	H	R	ER	SO	BB	IBB	HBP	BLK	WP	HR	S	P	ERA	WHIP
Lee Tunnell, R ERA: 3.84	(1, 1)	7.0	L	28	5	4	3	5	0	0	0	0	1	1	38	38	3.86	0.714
Manny Sarmiento, R ERA: 3.04	(8, 1)	2.0		7	1	0	0	1	0	0	0	0	0	0	9	9	0.00	0.500

PITCHER	IP	WLS	BF	H	R	ER	SO	BB	IBB	HBP	BLK	WP	HR	S	P	ERA	WHIP

BOTTOM

New York Mets @ Pittsburgh Pirates

Three Rivers Stadium, Pittsburgh, PA

Wed Sep 28 1983, 7:05 PM EDT

Att. 8,672 - Unknown

Batter	1	2	3	4	5	6	7	8	9	AB	R	H	RBI	BB	SO	LOB
Marvell Wynne, L (1, 8) OBP: 0.320, SLG: 0.357	4-1		P6	G4-6-3 1-2f			F7			4	0	0	0	0	0	2
Johnny Ray, S (1, 4) OBP: 0.318, SLG: 0.394	4-3		F8		L6-3 BB		F9			3	0	0	0	1	0	0
Bill Madlock, R (1, 5) Richie Hebner, L (3, 5) OBP: 0.322, SLG: 0.392	WP 1B BB		1B 1B 1B		L6-3 1-2			F7		0 3	1 1	0 1	0 0	1 0	0 0	0 1
Jason Thompson, L (1, 3) OBP: 0.378, SLG: 0.406	1-H 1B		1B 1-2 1B		BB			4-3		3	0	2	1	1	0	0
Dave Parker, L (1, 9) OBP: 0.311, SLG: 0.414	4-3		1-3 2-H 1B		F8			4-3		4	0	1	1	0	0	2
Mike Easler, L (1, 7) OBP: 0.356, SLG: 0.450		1B	K			L4-3 1B			K	4	0	2	0	0	2	2
Tony Peña, R (1, 2) OBP: 0.338, SLG: 0.436		K	FC1-5 2B			L4-3 1-2			F9 WP BB	3	0	1	0	1	1	2
Dale Berra, R (1, 6) OBP: 0.328, SLG: 0.362		K	CI FC1-5			F9			F9 1-3	3	0	0	0	0	1	2
Lee Tunnell, R (1, 1) Lee Mazzilli, S (7, PH) Manny Sarmiento, R (8, 1) Doug Frobel, L (9, PH) OBP: 0.328, SLG: 0.533		P4	FC1-5 G4-6-3 1-2 2-3f				4-3		K	2 1 0 1	0 0 0 0	0 0 0 0	0 0 0 0	0 0 0 1	0 0 0 1	3 0 0 1
Inning Stats	R: 1 E: 0 K: 0 S: 4 H: 1 LOB: 1 BB: 1 P: 8	R: 0 E: 0 K: 2 S: 8 H: 1 LOB: 1 BB: 0 P: 8	R: 1 E: 0 K: 1 S: 8 H: 3 LOB: 2 BB: 0 P: 8	R: 0 E: 1 K: 0 S: 4 H: 1 LOB: 1 BB: 0 P: 4	R: 0 E: 0 K: 0 S: 2 H: 0 LOB: 1 BB: 2 P: 10	R: 0 E: 0 K: 0 S: 3 H: 1 LOB: 0 BB: 0 P: 3	R: 0 E: 0 K: 0 S: 3 H: 0 LOB: 0 BB: 0 P: 3	R: 0 E: 0 K: 0 S: 3 H: 0 LOB: 0 BB: 0 P: 3	R: 0 E: 0 K: 2 S: 7 H: 0 LOB: 1 BB: 1 P: 11	1B: 6 2B: 3 3B: 0 HR: 0 SF: 0 SAC: 0 DP: 3 HBP: 0						

livebaseballscorecards.com

AB	31
R	2
H	7
RBI	2
BB	4
SO	5
LOB	15

PITCHER	IP	WLS	BF	H	R	ER	SO	BB	IBB	HBP	BLK	WP	HR	S	P	ERA	WHIP
Ron Darling, R (1, 1) ERA: 2.8	9.0	W	36	7	2	2	5	4	0	0	0	2	0	42	58	2.00	1.222

PITCHER	IP	WLS	BF	H	R	ER	SO	BB	IBB	HBP	BLK	WP	HR	S	P	ERA	WHIP

New York Mets @ Pittsburgh Pirates

Three Rivers Stadium, Pittsburgh, PA

Thu Sep 29 1983, 7:05 PM EDT

Att. 7,677 - Unknown

TOP

livebaseballscorecards.com

Batter	1	2	3	4	5	6	7	8	9	AB	R	H	RBI	BB	SO	LOB
Mookie Wilson, S (1, 8) OBP: 0.300, SLG: 0.367	G2		F7			HR		F7		4	1	1	1	0	0	0
Hubie Brooks, R (1, 5) OBP: 0.286, SLG: 0.322	K			4-3		F9			3-1	4	0	0	0	0	1	0
Darryl Strawberry, L (1, 9) OBP: 0.335, SLG: 0.512	4-3			G3			1B FC5-4 2B		F8	4	1	1	0	0	0	0
George Foster, R (1, 7) OBP: 0.291, SLG: 0.419		4-3 2B		K2-3			K		K	4	0	1	0	0	3	1
Gary Rajsich, L (1, 3) OBP: 0.276, SLG: 0.370		4-3 2-3			F7		FC5-4 1B 2-3			3	0	1	0	0	0	1
Brian Giles, R (1, 4) OBP: 0.306, SLG: 0.297		6-3			K		FC5-4 1-2f 3-H			3	0	0	1	0	1	2
Junior Ortiz, R (1, 2) OBP: 0.273, SLG: 0.280		P4			G3		4-3			2	0	0	0	0	0	1
Rusty Staub, L (7, PH) OBP: 0.369, SLG: 0.416										1	0	0	0	0	0	1
Mike Fitzgerald, R (7, 2) OBP: 0.250, SLG: 0.294										0	0	0	0	0	0	0
José Oquendo, S (1, 6) OBP: 0.261, SLG: 0.245			F8			4-3		G3		2	0	0	0	0	0	0
Clint Hurdle, L (8, PH) OBP: 0.194, SLG: 0.138										1	0	0	0	0	0	0
Ron Gardenhire, R (8, 6) OBP: 0.100, SLG: 0.069										0	0	0	0	0	0	0
Scott Holman, R (1, 1) OBP: 0.217, SLG: 0.217			K			3-1		G3		1	0	0	0	0	1	0
Wally Backman, S (6, PH) OBP: 0.200, SLG: 0.211										1	0	0	0	0	0	0
Tom Gorman, L (6, 1) OBP: 0.250, SLG: 0.250										0	0	0	0	0	0	0
Danny Heep, L (8, PH) OBP: 0.320, SLG: 0.384										1	0	0	0	0	0	0
Brent Gaff, R (8, 1)										0	0	0	0	0	0	0
Inning Stats	R: 0 E: 0 K: 1 S: 5 H: 0 LOB: 0 BB: 0 P: 5	R: 0 E: 0 K: 0 S: 4 H: 1 LOB: 1 BB: 0 P: 4	R: 0 E: 0 K: 1 S: 5 H: 0 LOB: 0 BB: 0 P: 5	R: 0 E: 0 K: 1 S: 5 H: 0 LOB: 0 BB: 0 P: 5	R: 0 E: 0 K: 1 S: 5 H: 0 LOB: 0 BB: 0 P: 5	R: 1 E: 0 K: 0 S: 4 H: 1 LOB: 0 BB: 0 P: 4	R: 1 E: 0 K: 1 S: 7 H: 2 LOB: 1 BB: 0 P: 7	R: 0 E: 0 K: 0 S: 3 H: 0 LOB: 0 BB: 0 P: 3	R: 0 E: 0 K: 1 S: 5 H: 0 LOB: 0 BB: 0 P: 5	1B: 1 2B: 2 3B: 0 HR: 1 SF: 0 SAC: 0 DP: 0 HBP: 0						

	AB	31
	R	2
	H	4
	RBI	2
	BB	0
	SO	6
	LOB	6

WP: 0 PB: 0 SB: 0 CS: 0 PA: 31

PITCHER		IP	WLS	BF	H	R	ER	SO	BB	IBB	HBP	BLK	WP	HR	S	P	ERA	WHIP
Rick Rhoden, R ERA: 3.09	(1, 1)	8.0	W	28	4	2	2	5	0	0	0	0	0	1	38	38	2.25	0.500
Cecilio Guante, R ERA: 3.26	(9, 1)	1.0	S	3	0	0	0	1	0	0	0	0	0	0	5	5	0.00	0.000

PITCHER	IP	WLS	BF	H	R	ER	SO	BB	IBB	HBP	BLK	WP	HR	S	P	ERA	WHIP

New York Mets @ Pittsburgh Pirates

Three Rivers Stadium, Pittsburgh, PA

Thu Sep 29 1983, 7:05 PM EDT

Att. 7,677 - Unknown

BOTTOM

Batter	1	2	3	4	5	6	7	8	9	AB	R	H	RBI	BB	SO	LOB
Marvell Wynne, L (1, 8) OBP: 0.322, SLG: 0.359	0-0 ① 3-1	0-0 E6 PB E 1-2 3-H		0-0 S E 1B		0-0 1-2 1B				4	1	2	1	0	0	1
Johnny Ray, S (1, 4) OBP: 0.319, SLG: 0.395	0-0 BB BB 1B 1B	0-0 E4 PB 1-2 2-3		0-0 E9 1-H 1B		0-0 ③ F8				4	1	2	1	0	0	4
Bill Madlock, R (1, 5) OBP: 0.388, SLG: 0.447 Richie Hebner, L (4, 5) OBP: 0.320, SLG: 0.390 Jim Morrison, R (7, PH) OBP: 0.351, SLG: 0.494 (8, 5)	B B B B	4-0 1B BB 1-2 G1-2-3 BB S S S 0-3 ② K 1-2 2-3 3-H		0-0 ③ 4-3			0-0 CS 1B			1 1 1	0 0 1	0 0 0	0 0 1	1 0 0	1 0 0	2 1 0
Jason Thompson, L (1, 3) OBP: 0.377, SLG: 0.403	B B B B	4-0 1B 1-2 2-3 BB 0-0 ③ F7			S S S 0-3 ① K		0-0 ①② 2-3 1-2			3	0	0	0	1	1	3
Dave Parker, L (1, 9) OBP: 0.311, SLG: 0.413	0-0 1-2 2-3 3-H 1B		0-0 ① F9		0-0 ② 6-3		0-0 ③ P6			4	0	1	1	0	0	0
Mike Easler, L (1, 7) OBP: 0.353, SLG: 0.445 Cecilio Guante, R (9, 1) OBP: 0.167, SLG: 0.091	0-0 ②③ G1-2-3 3-Hf		0-0 ② F5		0-0 ③ F8			0-0 ① 3-4-1		4 0	0 0	0 0	0 0	0 0	0 0	3 0
Tony Peña, R (1, 2) OBP: 0.337, SLG: 0.435		0-0 1B SH1-3 E 1B	0-0 ③ F9			S S S 0-3 ① K		0-0 ② 4-3		4	1	1	0	0	1	0
Dale Berra, R (1, 6) OBP: 0.326, SLG: 0.360		0-0 ① SH1-3 1-2		0-0 ① 4-3		0-0 ② F8		0-0 ③ 6-3		3	0	0	0	0	0	0
Rick Rhoden, R (1, 1) OBP: 0.151, SLG: 0.163 Doug Frobel, L (9, 7) OBP: 0.328, SLG: 0.533		0-0 E E PB 2-3 1B		0-0 ② F3		0-0 1B 1B				3 0	1 0	2 0	0 0	0 0	0 0	0 0
Inning Stats	R: 1 E: 0 K: 0 S: 4 H: 2 LOB: 2 BB: 2 P: 12	R: 2 E: 2 K: 1 S: 9 H: 2 LOB: 2 BB: 0 P: 9	R: 0 E: 0 K: 0 S: 3 H: 0 LOB: 0 BB: 0 P: 3	R: 1 E: 1 K: 0 S: 5 H: 2 LOB: 1 BB: 0 P: 5	R: 0 E: 0 K: 1 S: 5 H: 0 LOB: 0 BB: 0 P: 5	R: 0 E: 0 K: 1 S: 7 H: 2 LOB: 2 BB: 0 P: 7	R: 0 E: 0 K: 0 S: 3 H: 1 LOB: 0 BB: 0 P: 3	R: 0 E: 0 K: 0 S: 3 H: 0 LOB: 0 BB: 0 P: 3		1B: 9 2B: 0 3B: 0 HR: 0	SF: 0 SAC: 1 DP: 1 HBP: 0					

livebaseballscorecards.com

	AB	32
	R	4
	H	9
	RBI	3
	BB	2
	SO	3
	LOB	14

WP: 0 PB: 1 SB: 1 CS: 1 PA: 35

PITCHER		IP	WLS	BF	H	R	ER	SO	BB	IBB	HBP	BLK	WP	HR	S	P	ERA	WHIP
Scott Holman, R ERA: 3.74	(1, 1)	5.0	L	24	6	4	3	2	2	0	0	0	0	0	26	34	5.40	1.600
Tom Gorman, L ERA: 4.93	(6, 1)	2.0		8	3	0	0	1	0	0	0	0	0	0	10	10	0.00	1.500
Brent Gaff, R ERA: 5.4	(8, 1)	1.0		3	0	0	0	0	0	0	0	0	0	0	3	3	0.00	0.000

PITCHER	IP	WLS	BF	H	R	ER	SO	BB	IBB	HBP	BLK	WP	HR	S	P	ERA	WHIP

Montreal Expos @ New York Mets

Shea Stadium, Flushing, NY

Sat Oct 01 1983, 3:33 AM EDT

Att. 12,144 - Unknown

TOP

livebaseballscorecards.com

Batter	1	2	3	4	5	6	7	8	9	AB	R	H	RBI	BB	SO	LOB
Tim Raines, S (1, 7) OBP: 0.394, SLG: 0.432	F7		F8		F8		2B SF7 1B 1-2		BB	4	1	1	0	1	0	1
Bryan Little, S (1, 4) OBP: 0.349, SLG: 0.319	G3		E1		4-3 2B 2-H		2B 1-3 2-H		K	4	0	2	2	0	0	0
Mike Fuentes, R (9, PH) OBP: 0.250, SLG: 0.250										1	0	0	0	0	1	1
Andre Dawson, R (1, 8) OBP: 0.341, SLG: 0.544	6-3		F8		4-3 2-3		F4		F9	5	0	0	0	0	0	5
Mike Stenhouse, L (1, 3) OBP: 0.216, SLG: 0.176		FC6-4 1B SF8 1B	K		F7		SF7 3-H			3	1	1	0	0	1	2
Jim Wohlford, R (7, PH) OBP: 0.297, SLG: 0.355										0	0	0	1	0	0	0
Terry Francona, L (7, 9) OBP: 0.279, SLG: 0.360		FC6-4 1-2 1B		G3		1-3 1B	L3			4	0	2	0	0	0	1
Gary Carter, R (1, 2) OBP: 0.336, SLG: 0.444		FC6-4 1B 1-2f 2-3		WP 5-3 1B		1-3 1-2		5-3		4	0	1	0	0	0	3
Tim Wallach, R (1, 5) OBP: 0.337, SLG: 0.436		SF8 3-H		5-3 1-2		5-3		F7		3	0	0	1	0	0	2
Angel Salazar, R (1, 6) OBP: 0.219, SLG: 0.258		1-2 1B		6-3 2-3		F8		K		4	0	1	0	0	1	2
Bill Gullickson, R (1, 1) OBP: 0.174, SLG: 0.232		F5			2B 2B		1B 2B 1B		K	2	1	1	0	0	0	2
Brad Mills, L (7, PH) OBP: 0.333, SLG: 0.250										1	1	1	0	0	0	0
Jeff Reardon, R (7, 1) OBP: 0.125, SLG: 0.125										0	0	0	0	0	0	0
Mike Vail, R (9, PH) OBP: 0.326, SLG: 0.354										1	0	0	0	0	1	0

Inning Stats										
	R: 0	H: 0	R: 1	H: 3	R: 0	H: 0	R: 0	H: 1	R: 1	H: 2
	E: 0	LOB: 0	E: 0	LOB: 2	E: 1	LOB: 1	E: 0	LOB: 1	E: 0	LOB: 1
	K: 0	BB: 0	K: 0	BB: 0	K: 1	BB: 0	K: 0	BB: 0	K: 0	BB: 0
	S: 3	P: 3	S: 6	P: 6	S: 6	P: 6	S: 4	P: 4	S: 5	P: 5

Inning Stats										
	R: 0	H: 1	R: 2	H: 3	R: 0	H: 0	R: 0	H: 0		
	E: 0	LOB: 1	E: 0	LOB: 1	E: 0	LOB: 0	E: 0	LOB: 1		
	K: 0	BB: 0	K: 0	BB: 0	K: 1	BB: 0	K: 2	BB: 1		
	S: 4	P: 4	S: 6	P: 6	S: 5	P: 5	S: 7	P: 11		

1B: 7	SF: 2	WP: 1	PA: 39	AB	36
2B: 3	SAC: 0	PB: 0		R	4
3B: 0	DP: 0	SB: 0		H	10
HR: 0	HBP: 0	CS: 0		RBI	4
				BB	1
				SO	4
				LOB	19

PITCHER		IP	WLS	BF	H	R	ER	SO	BB	IBB	HBP	BLK	WP	HR	S	P	ERA	WHIP
Tom Seaver, R ERA: 3.55	(1, 1)	1.0		3	0	0	0	0	0	0	0	0	0	0	3	3	0.00	0.000
Brent Gaff, R ERA: 6.1	(2, 1)	5.1	W	27	10	4	4	1	0	0	0	0	1	0	29	29	6.75	1.875
Carlos Diaz, L ERA: 2.05	(7, 1)	2.2	S	9	0	0	0	3	1	0	0	0	0	0	14	18	0.00	0.375

PITCHER	IP	WLS	BF	H	R	ER	SO	BB	IBB	HBP	BLK	WP	HR	S	P	ERA	WHIP

Montreal Expos @ New York Mets

Shea Stadium, Flushing, NY

Sat Oct 01 1983, 3:33 AM EDT

Att. 12,144 - Unknown

BOTTOM

Batter	1	2	3	4	5	6	7	8	9	AB	R	H	RBI	BB	SO	LOB
Mookie Wilson, S (1, 8) OBP: 0.301, SLG: 0.369	2B	1B		F6		4-3				4	1	2	0	0	0	0
Hubie Brooks, R (1, 5) OBP: 0.285, SLG: 0.323	HR 2-H	4-3		F8			F4			4	1	1	1	0	0	1
Darryl Strawberry, L (1, 9) OBP: 0.336, SLG: 0.512 Danny Heep, L (2, 9) OBP: 0.320, SLG: 0.381	HR HBP	4-3	K				2B BB			0 2	1 0	0 0	0 0	0 1	0 1	0 0
George Foster, R (1, 7) OBP: 0.291, SLG: 0.423	HR 1-H 2-H	5-3	F6				K			4	1	1	3	0	1	1
Gary Rajsich, L (1, 3) OBP: 0.364, SLG: 0.467	1B G4-6-3	1B 1B	HBP 1B				2B 1-H			3	1	3	0	0	0	0
Bob Bailor, R (1, 6) OBP: 0.290, SLG: 0.282	G4-6-3 1-2f	1B 1-2	FC5-4 1-2					5-3		4	0	2	0	0	0	1
Brian Giles, R (1, 4) OBP: 0.306, SLG: 0.296	F2	1B 1-2 2-H	FC5-4 1-2f					5-3		4	0	1	1	0	0	2
Junior Ortiz, R (1, 2) OBP: 0.268, SLG: 0.275		F7	F8			K		K		4	0	0	0	0	2	2
Tom Seaver, R (1, 1) OBP: 0.225, SLG: 0.219 Brent Gaff, R (2, 1) Carlos Diaz, R (7, 1)		F6		K		F5				0 3 0	0 0 0	0 0 0	0 0 0	0 1 0	0 0 0	0 0 0
Inning Stats	R: 4 E: 0 K: 0 S: 6 H: 4 LOB: 0 BB: 0 P: 7	R: 0 E: 0 K: 0 S: 4 H: 1 LOB: 1 BB: 0 P: 4	R: 1 E: 0 K: 0 S: 6 H: 3 LOB: 2 BB: 0 P: 6	R: 0 E: 0 K: 1 S: 5 H: 0 LOB: 0 BB: 0 P: 5	R: 0 E: 0 K: 1 S: 6 H: 1 LOB: 2 BB: 0 P: 7	R: 0 E: 0 K: 1 S: 5 H: 0 LOB: 0 BB: 0 P: 5	R: 0 E: 0 K: 1 S: 5 H: 1 LOB: 2 BB: 1 P: 9	R: 0 E: 0 K: 1 S: 5 H: 0 LOB: 0 BB: 0 P: 5							

livebaseballscorecards.com

AB	32
R	5
H	10
RBI	5
BB	1
SO	5
LOB	7

1B: 6	SF: 0	WP: 0	PA: 35
2B: 3	SAC: 0	PB: 0	
3B: 0	DP: 1	SB: 0	
HR: 1	HBP: 2	CS: 0	

PITCHER	IP	WLS	BF	H	R	ER	SO	BB	IBB	HBP	BLK	WP	HR	S	P	ERA	WHIP
Bill Gullickson, R (1, 1) ERA: 3.75	6.0	L	28	9	5	5	3	0	0	2	0	0	1	32	34	7.50	1.500
Jeff Reardon, R (7, 1) ERA: 2.89	2.0		7	1	0	0	2	1	0	0	0	0	0	10	14	0.00	1.000

PITCHER	IP	WLS	BF	H	R	ER	SO	BB	IBB	HBP	BLK	WP	HR	S	P	ERA	WHIP

Montreal Expos @ New York Mets

Shea Stadium, Flushing, NY

Sun Oct 02 1983, 3:33 AM EDT

Unknown

TOP

livebaseballscorecards.com

Batter	1	2	3	4	5	6	7	8	9	AB	R	H	RBI	BB	SO	LOB
Tim Raines, S (1, 7) OBP: 0.391, SLG: 0.429	F4		F8			F7			F7	4	0	0	0	0	0	1
Bryan Little, S (1, 4) OBP: 0.351, SLG: 0.324	4-3 2B			F9		L4			1B	4	0	2	0	0	0	1
Terry Francona, L (1, 9) OBP: 0.274, SLG: 0.354	4-3 2-3			SSS K			F8		F7	4	0	0	0	0	1	2
Andre Dawson, R (1, 8) OBP: 0.339, SLG: 0.541	6-3			5-3			F8			3	0	0	0	0	0	1
Gary Carter, R (1, 2) OBP: 0.336, SLG: 0.444		F8			F6		PO 1B			3	0	1	0	0	0	0
Mike Stenhouse, L (1, 3) OBP: 0.200, SLG: 0.162		F5			4-3		PO 1-2	F8		3	0	0	0	0	0	0
Tim Wallach, R (1, 5) OBP: 0.335, SLG: 0.434		F7			F7			F9		3	0	0	0	0	0	0
Angel Salazar, R (1, 6) OBP: 0.229, SLG: 0.294			4-3			SH2-4 2B		F8		3	0	1	0	0	0	0
Charlie Lea, R (1, 1) OBP: 0.139, SLG: 0.129			F9			SH2-4 2-3			F6	1	0	0	0	0	0	0
Terry Crowley, L (9, PH) OBP: 0.327, SLG: 0.182										1	0	0	0	0	0	0

	AB	29
	R	0
	H	4
	RBI	0
	BB	0
	SO	1
	LOB	5

Inning Stats	1	2	3	4	5	6	7	8	9
R	0	0	0	0	0	0	0	0	0
E	0	0	0	0	0	0	0	0	0
K	0	0	0	1	0	0	0	0	0
S	4	3	3	5	3	4	3	3	4
H	1	0	0	0	0	1	1	0	1
LOB	1	0	0	0	0	1	0	0	1
BB	0	0	0	0	0	0	0	0	0
P	4	3	3	5	3	4	3	3	4

	1B	2	SF	0
	2B	2	SAC	1
	3B	0	DP	0
	HR	0	HBP	0

	WP	0	PA	31
	PB	0		
	SB	0		
	CS	0		

PITCHER	IP	WLS	BF	H	R	ER	SO	BB	IBB	HBP	BLK	WP	HR	S	P	ERA	WHIP
Walt Terrell, R (1, 1) ERA: 3.57	9.0	W	30	4	0	0	1	0	0	0	0	0	0	32	32	0.00	0.444

Batter	1	2	3	4	5	6	7	8	9	AB	R	H	RBI	BB	SO	LOB
Mookie Wilson, S (1, 8) OBP: 0.300, SLG: 0.367	5-3		F6			FC6-4 S 1-2f		5-3		4	0	0	0	0	0	1
Hubie Brooks, R (1, 5) OBP: 0.284, SLG: 0.321	F8			1-3		F6 1-2		6-3		4	0	0	0	0	0	1
Danny Heep, L (1, 9) OBP: 0.324, SLG: 0.394	HR			L9			BBBB 1B BB			2	1	1	1	1	0	0
George Foster, R (1, 7) OBP: 0.291, SLG: 0.422	5-3			F5			1-3 BB 1B			3	0	1	0	0	0	0
Gary Rajsich, L (1, 3) OBP: 0.333, SLG: 0.424		F8			F6		F7			3	0	0	0	0	0	2
Ron Hodges, L (1, 2) OBP: 0.381, SLG: 0.308		G3			SSS K		F5			3	0	0	0	0	1	2
Brian Giles, R (1, 4) OBP: 0.308, SLG: 0.297		PO 1B			4-3		BBBB 1-2 BB			2	0	1	0	1	0	0
José Oquendo, S (1, 6) OBP: 0.260, SLG: 0.244		PO 1-2	5-3			SSS K	F1			2	0	0	0	0	1	0
Rusty Staub, L (7, PH) OBP: 0.366, SLG: 0.412										1	0	0	0	0	0	3
Ron Gardenhire, R (8, 6) OBP: 0.100, SLG: 0.069										0	0	0	0	0	0	0
Walt Terrell, L (1, 1) OBP: 0.200, SLG: 0.409			3-1			FC6-4 1B		SSS K		3	0	1	0	0	1	0
Inning Stats	R: 1 E: 0 K: 0 S: 4 H: 1 LOB: 0 BB: 0 P: 4	R: 0 E: 0 K: 0 S: 3 H: 1 LOB: 0 BB: 0 P: 3	R: 0 E: 0 K: 0 S: 3 H: 0 LOB: 0 BB: 0 P: 3	R: 0 E: 0 K: 0 S: 3 H: 0 LOB: 0 BB: 0 P: 3	R: 0 E: 0 K: 1 S: 5 H: 0 LOB: 0 BB: 0 P: 5	R: 0 E: 0 K: 1 S: 6 H: 1 LOB: 1 BB: 0 P: 6	R: 0 E: 0 K: 0 S: 4 H: 1 LOB: 3 BB: 2 P: 12	R: 0 E: 0 K: 1 S: 5 H: 0 LOB: 0 BB: 0 P: 5		1B: 3 2B: 0 3B: 0 HR: 1 SF: 0 SAC: 0 DP: 0 HBP: 0						

PITCHER	IP	WLS	BF	H	R	ER	SO	BB	IBB	HBP	BLK	WP	HR	S	P	ERA	WHIP
Charlie Lea, R (1, 1) ERA: 3.12	8.0	L	29	4	1	1	3	2	0	0	0	0	1	33	41	1.12	0.750

PITCHER	IP	WLS	BF	H	R	ER	SO	BB	IBB	HBP	BLK	WP	HR	S	P	ERA	WHIP

BOTTOM

Montreal Expos @ New York Mets

Shea Stadium, Flushing, NY

Sun Oct 02 1983, 3:33 AM EDT

Unknown

livebaseballscorecards.com

AB	27
R	1
H	4
RBI	1
BB	2
SO	3
LOB	9

Batter	1	2	3	4	5	6	7	8	9	AB	R	H	RBI	BB	SO	LOB
Tim Raines, S (1, 7) OBP: 0.393, SLG: 0.429	BBBB 4-0 SH1-3 S BB		x 0-0 E5 E S		x 0-0 S 1B 1B		SSS 0-3 ① K		x 0-0 5-3 S 1B 1B	4	2	2	0	1	1	2
Bryan Little, S (1, 4) OBP: 0.352, SLG: 0.329	x 0-0 ① SH1-3 1-3		SSS 0-3 ② K 1-3		x 0-0 1-H 1B		x 0-0 1-3 2-H 2B		SSS 0-3 ① K 1-2	4	0	2	2	0	2	2
Gene Roof, S (1, 9) OBP: 0.188, SLG: 0.267	SSS 0-3 ② K		x 0-0 ③ 3-1		BBBB 4-0 FC6-4 BB		SSS 0-3 ② K		x 0-0 ② 5-3 2-3	4	0	0	0	1	2	5
Andre Dawson, R (1, 8) OBP: 0.338, SLG: 0.539	SSS 0-3 ③ K			SSS 0-3 ① K	x 0-0 ③ FC6-4 1-2f		x 0-0 ③ 6-3		x 0-0 CS 3-H 1B	5	0	1	1	0	2	5
Brad Mills, L (1, 5) OBP: 0.318, SLG: 0.250		x 0-0 ① 6-3		x 0-0 FC4 1B		x 0-0 ① 4-3		x 0-0 ① 4-3	0-0 ③ CS 1-2	4	0	1	0	0	0	0
Mike Stenhouse, L (1, 3) OBP: 0.205, SLG: 0.150		x 0-0 ② 1-3		x 0-0 ② F6		x 0-0 ② F5		BBBB 4-0 E SF8 BB		3	1	0	0	1	0	1
Bobby Ramos, R (1, 2) OBP: 0.329, SLG: 0.311		x 0-0 2B		x 0-0 ③ FC4 1-2f		x 0-0 ③ 4-3		x 0-0 E5 1-3		4	0	1	0	0	0	2
Angel Salazar, R (1, 6) OBP: 0.231, SLG: 0.297		x 0-0 ③ 6-3			x 0-0 ① F7		x 0-0 1B 2B 1B	x 0-0 ② SF8 3-H		3	1	1	1	0	0	1
Steve Rogers, R (1, 1) OBP: 0.167, SLG: 0.159			x 0-0 ① 1-3		SSS 0-3 ② K		x 0-0 2B 1-2 1B	x 0-0 ③ F2		2	0	0	0	0	1	0
Razor Shines, S (7, PH) OBP: 0.500, SLG: 0.500										1	0	1	0	0	0	0
Greg Bargar, R (7, 1) OBP: 0.167, SLG: 0.167										0	0	0	0	0	0	0
Terry Francona, L (8, PH) OBP: 0.273, SLG: 0.352										1	0	0	0	0	0	1
Jeff Reardon, R (8, 1) OBP: 0.125, SLG: 0.125										0	0	0	0	0	0	0
Inning Stats	R: 0 E: 0 K: 2 S: 7 H: 0 LOB: 1 BB: 1 P: 11	R: 0 E: 0 K: 0 S: 4 H: 1 LOB: 1 BB: 0 P: 4	R: 0 E: 1 K: 1 S: 6 H: 0 LOB: 1 BB: 0 P: 6	R: 0 E: 0 K: 1 S: 6 H: 1 LOB: 1 BB: 0 P: 6	R: 1 E: 0 K: 1 S: 7 H: 2 LOB: 2 BB: 1 P: 11	R: 0 E: 0 K: 0 S: 3 H: 0 LOB: 0 BB: 0 P: 3	R: 1 E: 0 K: 2 S: 10 H: 3 LOB: 2 BB: 0 P: 10	R: 1 E: 1 K: 0 S: 4 H: 0 LOB: 1 BB: 1 P: 8	R: 1 E: 0 K: 1 S: 6 H: 2 LOB: 0 BB: 0 P: 6	1B: 7 2B: 2 3B: 0 HR: 0 SF: 1 SAC: 1 DP: 0 HBP: 0						

PITCHER	IP	WLS	BF	H	R	ER	SO	BB	IBB	HBP	BLK	WP	HR	S	P	ERA	WHIP
Tim Leary, R (1, 1) ERA: 3.38	9.0	W	40	9	4	3	8	3	0	0	0	0	0	53	65	3.00	1.333

PITCHER	IP	WLS	BF	H	R	ER	SO	BB	IBB	HBP	BLK	WP	HR	S	P	ERA	WHIP

TOP

Montreal Expos @ New York Mets

Shea Stadium, Flushing, NY

Sun Oct 02 1983, 3:38 AM EDT

Att. 6,393 - Unknown

livebaseballscorecards.com

AB	35
R	4
H	9
RBI	4
BB	3
SO	8
LOB	19

WP: 0 PB: 0 SB: 4 CS: 1 PA: 41

Montreal Expos @ New York Mets

Shea Stadium, Flushing, NY

Sun Oct 02 1983, 3:38 AM EDT

Att. 6,393 - Unknown

BOTTOM

Batter	1	2	3	4	5	6	7	8	9	AB	R	H	RBI	BB	SO	LOB
Wally Backman, S (1, 5) OBP: 0.205, SLG: 0.214	L7		G6-3 1-2f			2B 1B		F9		4	1	1	0	0	0	1
Clint Hurdle, L (1, 9) OBP: 0.229, SLG: 0.242	F7			F8 2B		WP 1-H 1B 2B		K		4	1	2	1	0	1	0
Danny Heep, L (1, 8) OBP: 0.326, SLG: 0.395	F8			F7		CS WP 2-H 1B		1B		4	0	2	1	0	0	1
George Foster, R (1, 7) OBP: 0.289, SLG: 0.419		F9		F8 2-3		4-3 1-3		K		4	0	0	0	0	1	3
Gary Rajsich, L (1, 3) OBP: 0.400, SLG: 0.500 Mark Bradley, R (9, PR) OBP: 0.278, SLG: 0.327		1B		FC5-4 IBB		1B 2B			SH1-4 2B 1B	3 0	1 1	3 0	0 0	1 0	0 0	0 0
Brian Giles, R (1, 4) OBP: 0.308, SLG: 0.298	F8		FC5-4 1-2f			2-H 1B			SH1-4 1-2	3	0	1	1	0	0	3
Ron Gardenhire, R (1, 6) OBP: 0.091, SLG: 0.063 Ron Hodges, L (9, PH) OBP: 0.383, SLG: 0.308 José Oquendo, S (9, PR) OBP: 0.260, SLG: 0.244	L9				F8		K2-3		2B BB	3 0 0	0 0 1	0 0 0	0 0 0	1 1 0	1 0 0	1 0 0
Mike Fitzgerald, R (1, 2) OBP: 0.217, SLG: 0.250 Keith Hernandez, L (9, PH) OBP: 0.396, SLG: 0.433			F8		K		4-3		F8	3 1	0 0	0 0	0 0	0 0	1 0	0 2
Tim Leary, R (1, 1) OBP: 0.333, SLG: 0.333 Rusty Staub, L (9, PH) OBP: 0.371, SLG: 0.426			G6-3 1B		6-3		K		1-H 2-H 2B	3 1	0 0	1 1	0 2	0 0	1 0	0 0
Inning Stats	R: 0 H: 0 E: 0 LOB: 0 K: 0 BB: 0 S: 3 P: 3	R: 0 H: 1 E: 0 LOB: 1 K: 0 BB: 0 S: 4 P: 4	R: 0 H: 1 E: 0 LOB: 0 K: 0 BB: 0 S: 3 P: 3	R: 0 H: 1 E: 0 LOB: 2 K: 0 BB: 1 S: 4 P: 8	R: 0 H: 0 E: 0 LOB: 0 K: 1 BB: 0 S: 5 P: 5	R: 3 H: 5 E: 0 LOB: 1 K: 0 BB: 0 S: 6 P: 6	R: 0 H: 0 E: 0 LOB: 0 K: 2 BB: 0 S: 7 P: 7	R: 0 H: 1 E: 0 LOB: 1 K: 2 BB: 0 S: 8 P: 8	R: 2 H: 2 E: 0 LOB: 2 K: 0 BB: 1 S: 4 P: 8	1B: 7 2B: 4 3B: 0 HR: 0	SF: 0 SAC: 1 DP: 1 HBP: 0			WP: 2 PB: 0 SB: 0 CS: 1	PA: 36		

livebaseballscorecards.com

AB	33
R	5
H	11
RBI	5
BB	2
SO	5
LOB	11

PITCHER		IP	WLS	BF	H	R	ER	SO	BB	IBB	HBP	BLK	WP	HR	S	P	ERA	WHIP
Steve Rogers, R ERA: 3.23	(1, 1)	6.0		24	8	3	3	1	0	1	0	0	2	0	25	29	4.50	1.333
Greg Bargar, R ERA: 6.75	(7, 1)	1.0		3	0	0	0	2	0	0	0	0	0	0	7	7	0.00	0.000
Jeff Reardon, R ERA: 3.03	(8, 1)	1.2	L	9	3	2	2	2	1	0	0	0	0	0	12	16	10.80	2.400

PITCHER	IP	WLS	BF	H	R	ER	SO	BB	IBB	HBP	BLK	WP	HR	S	P	ERA	WHIP