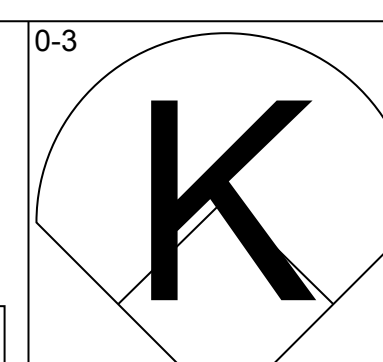
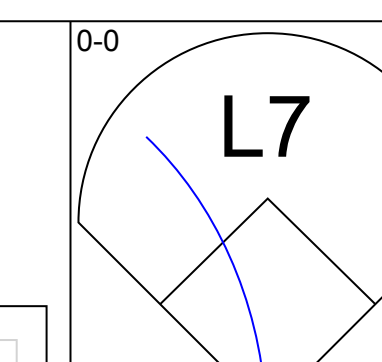
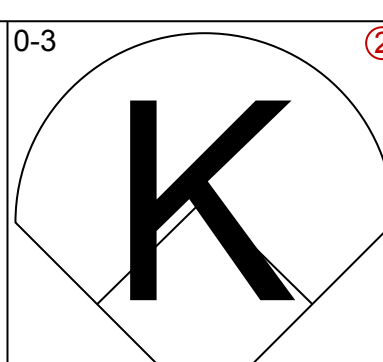
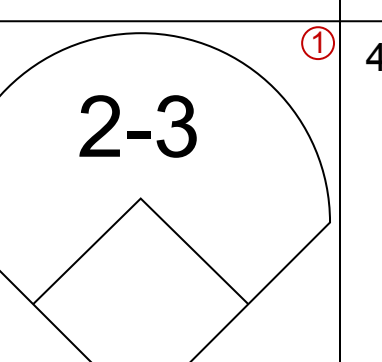
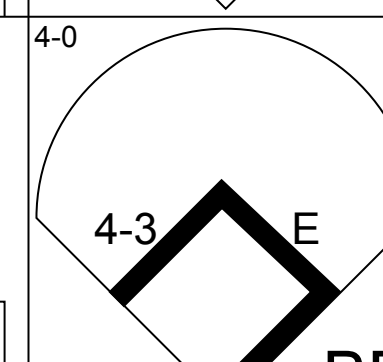
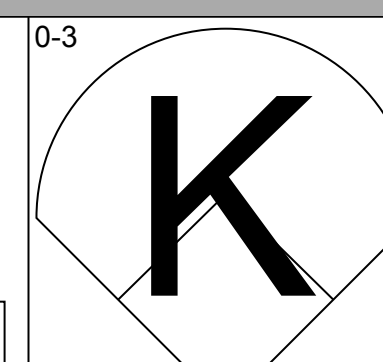
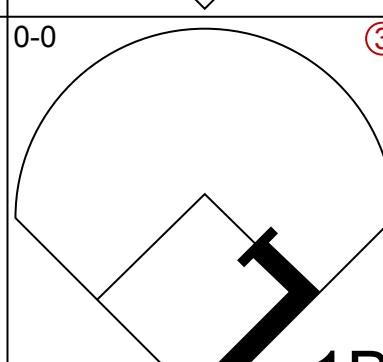
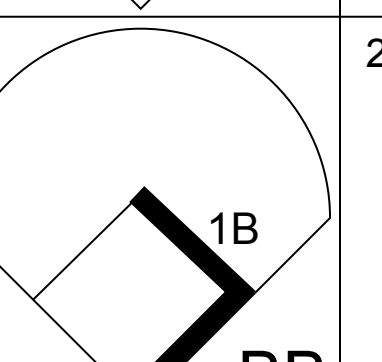
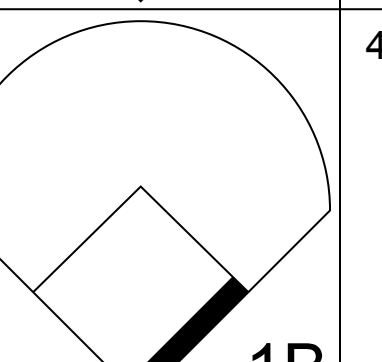
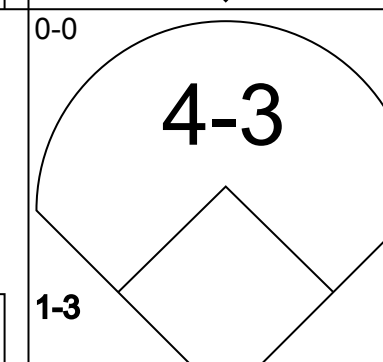
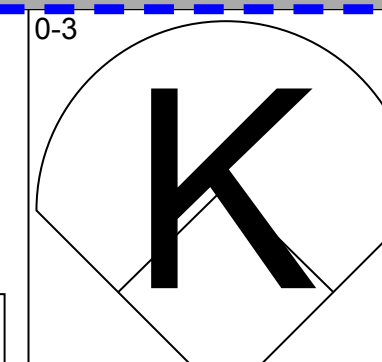
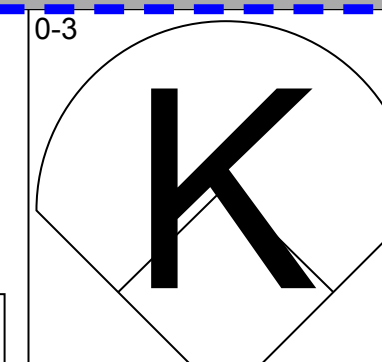
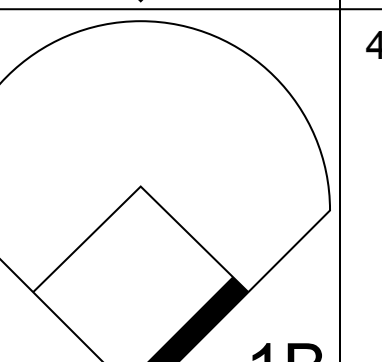
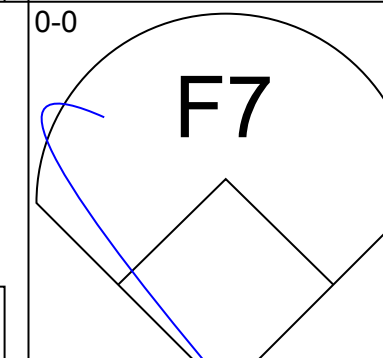
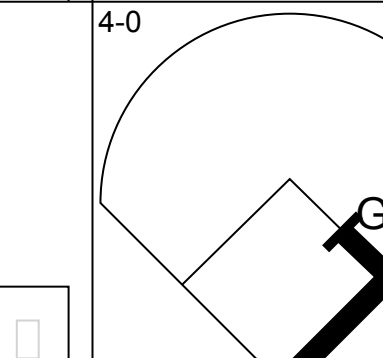
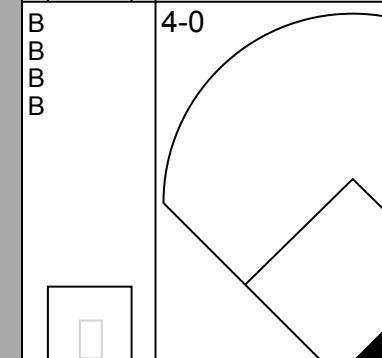
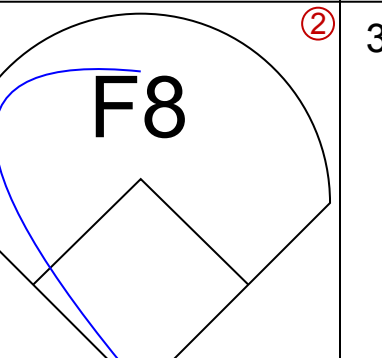
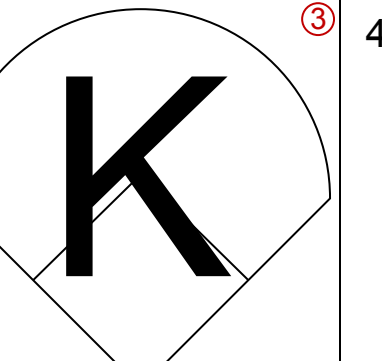
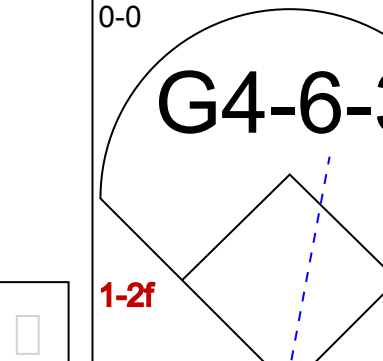
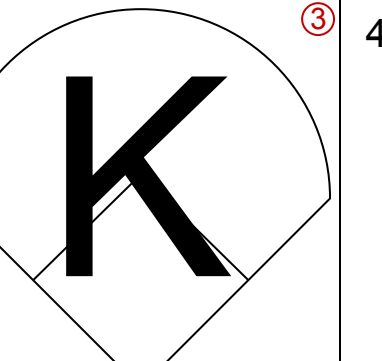
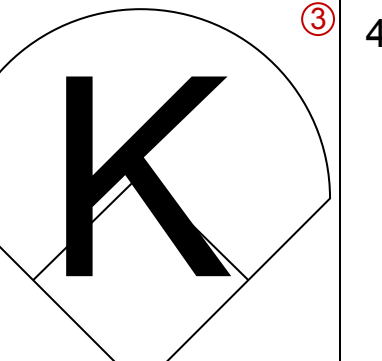
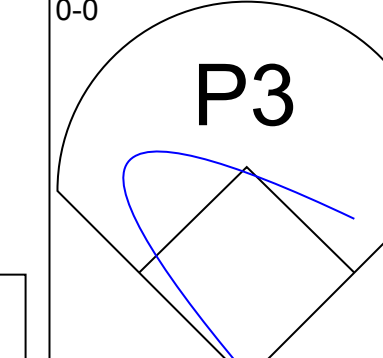
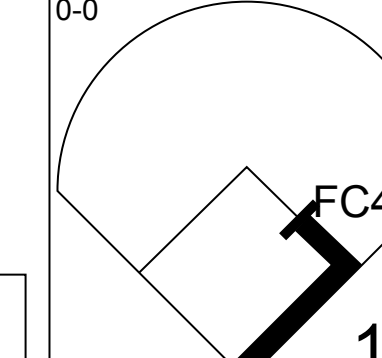
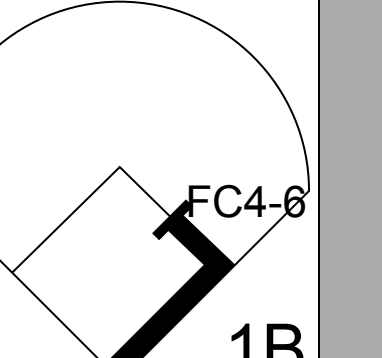
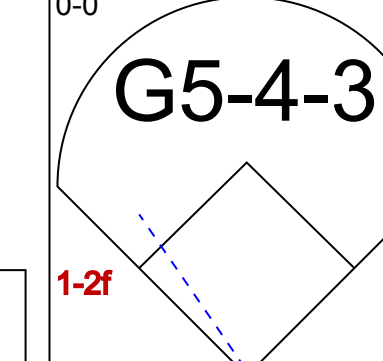
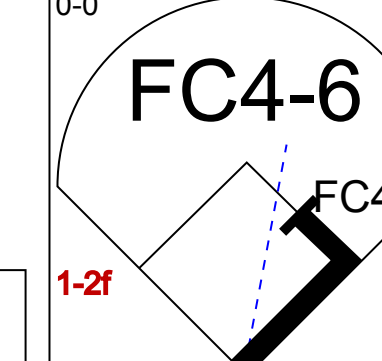
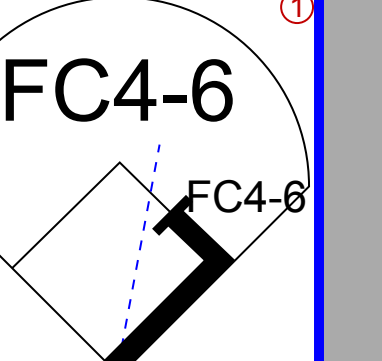
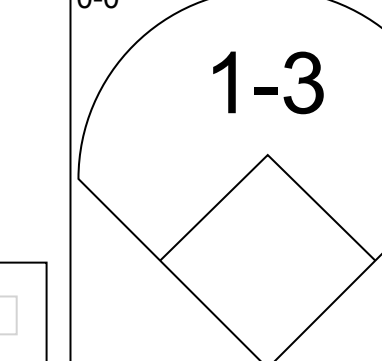
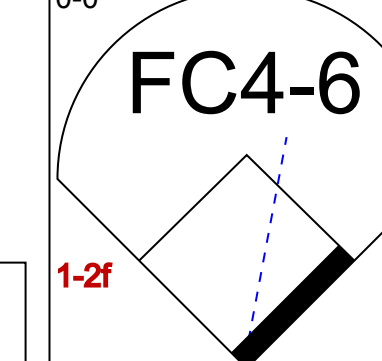
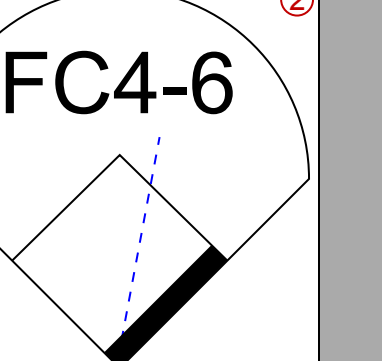


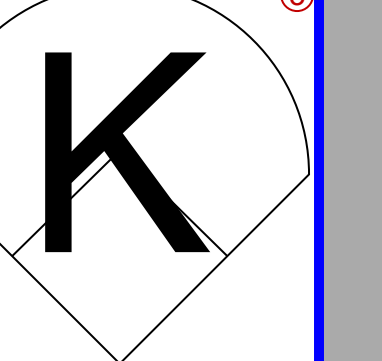
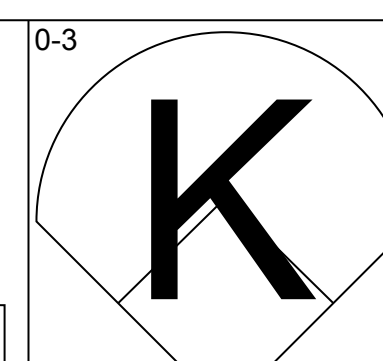
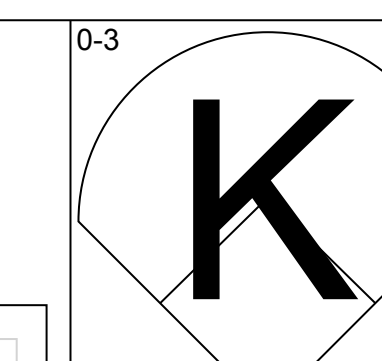
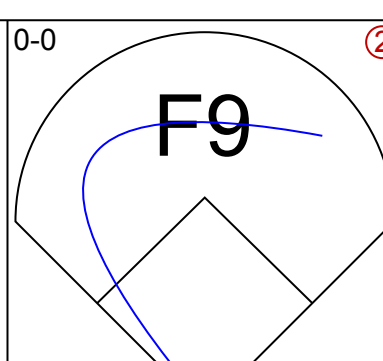
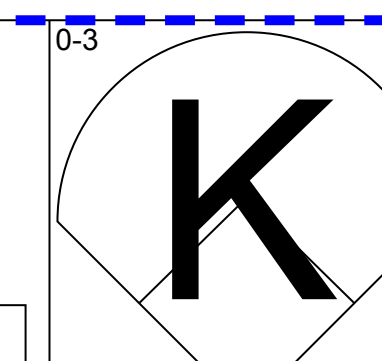
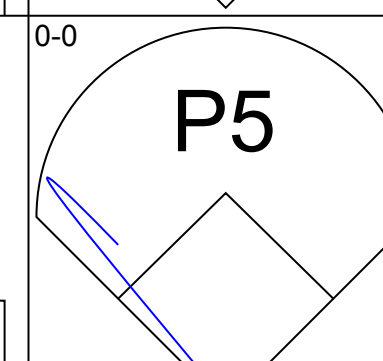
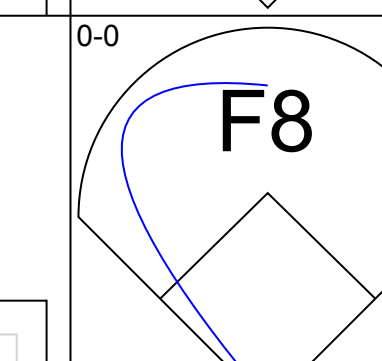
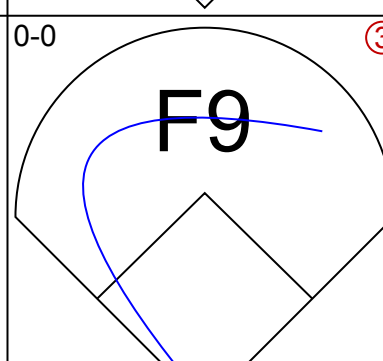
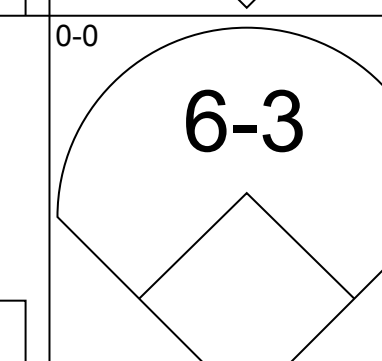
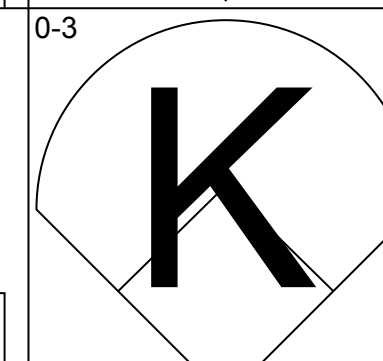
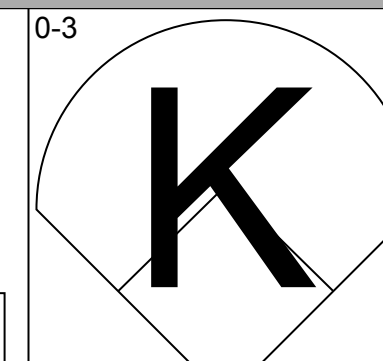
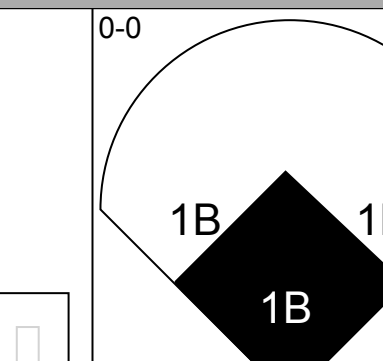
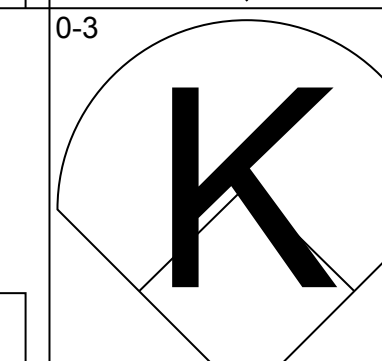
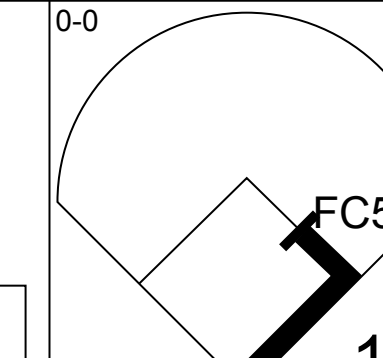
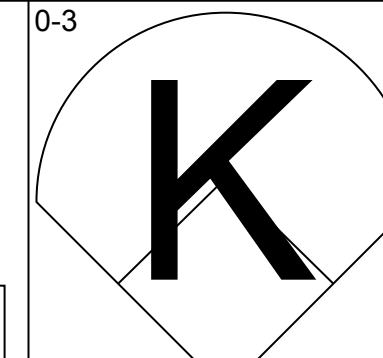
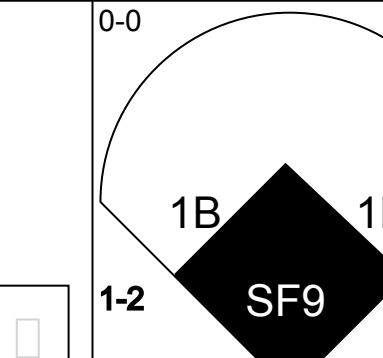

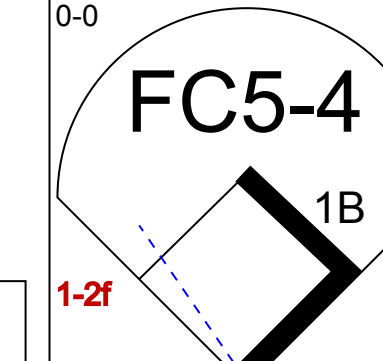
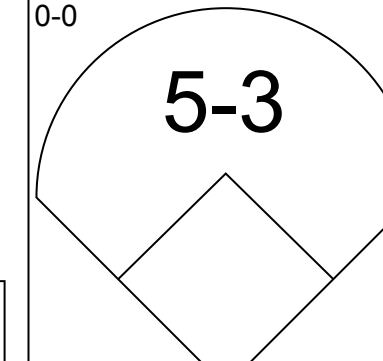
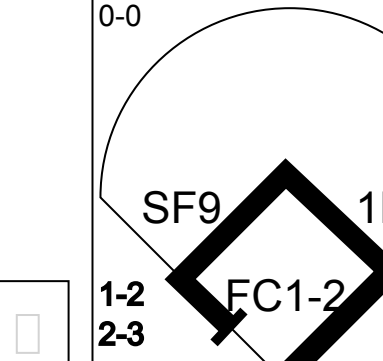


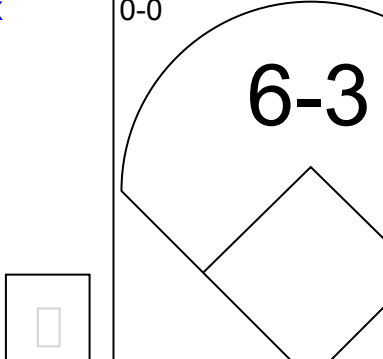
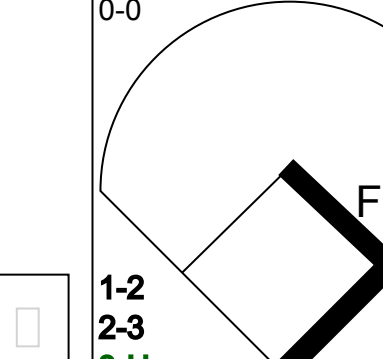

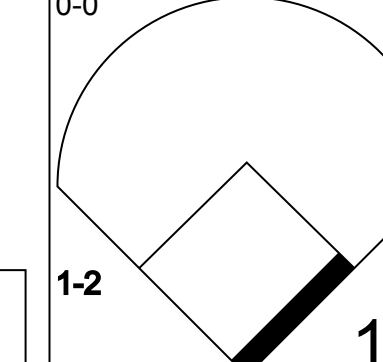
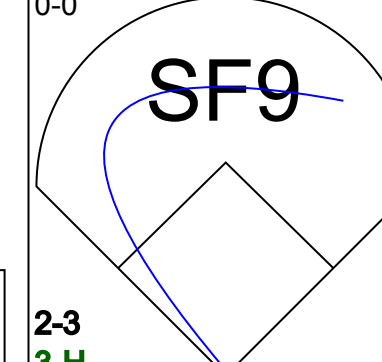
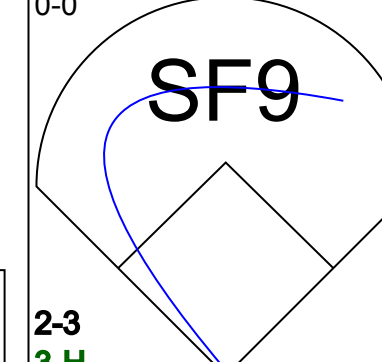

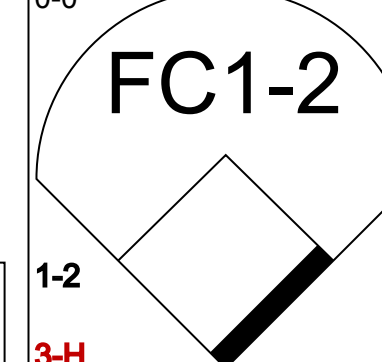
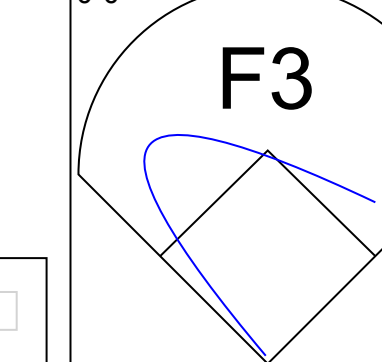
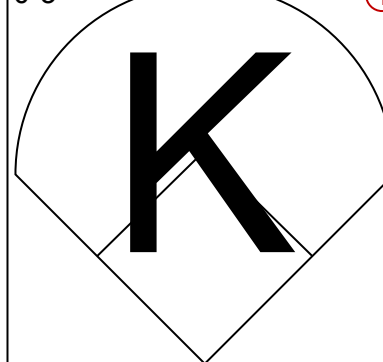

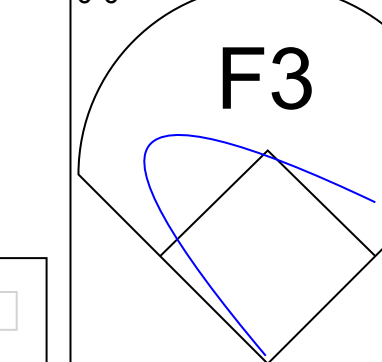
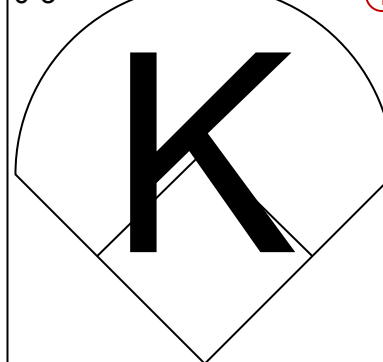
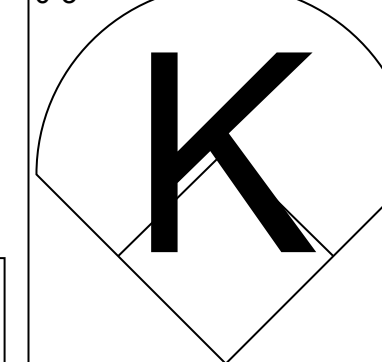


New York Mets - 1983

Batter	1	2	3	4	5	6	7	8	9	AB	R	H	RBI	BB	SO	LOB	TOP																	
Pete Rose, S (1,9)										4	0	0	0	0	2	0	Philadelphia Phillies @ New York Mets Shea Stadium, Flushing, NY Tue Apr 05 1983, 3:33 AM EST Att: 46,687 - Unknown livebaseballscorecards.com																	
Joe Morgan, L (1,4) OBP: 0.750, SLG: 0.500										2	0	1	0	2	1	0																		
Gary Matthews, R (1,7) OBP: 0.250, SLG: 0.250										4	0	1	0	0	1	1																		
Mike Schmidt, R (1,5)										3	0	0	0	1	0	3																		
Tony Perez, R (1,3) OBP: 0.500, SLG: 0.500										4	0	2	0	0	1	3																		
Bo Diaz, R (1,2) OBP: 0.333, SLG: 0.333										3	0	1	0	0	0	2																		
Ivan De Jesus, R (1,6) Bob Molinaro, L (8, PH) Larry Milbourne, S (8,6)										2	0	0	0	0	0	2																		
Bob Demier, R (1,8) Greg Gross, L (8, PH) (8,8)										2	0	0	0	0	1	1																		
Steve Carlton, L (1,1) Len Matuszek, L (8, PH) Ron Reed, R (8,1)										2	0	0	0	0	1	0																		
Inning Stats	R: 0 E: 1 K: 1 S: 5	H: 0 LOB: 1 BB: 1 P: 9	R: 0 E: 0 K: 0 S: 3	H: 1 LOB: 0 BB: 0 P: 3	R: 0 E: 0 K: 0 S: 3	H: 0 LOB: 0 BB: 0 P: 3	R: 0 E: 0 K: 1 S: 5	H: 0 LOB: 0 BB: 0 P: 5	R: 0 E: 0 K: 1 S: 6	H: 1 LOB: 1 BB: 0 P: 6	R: 0 E: 0 K: 2 S: 7	H: 1 LOB: 0 BB: 1 P: 7	R: 0 E: 0 K: 1 S: 4	H: 0 LOB: 0 BB: 1 P: 8	R: 0 E: 0 K: 1 S: 6	H: 1 LOB: 2 BB: 1 P: 10		1B: 5 2B: 0 3B: 0 HR: 0	SF: 0 SAC: 0 DP: 2 HBP: 0	WP: 0 PB: 0 SB: 0 CS: 0	PA: 32													
PITCHER	IP WLS BF H R ER SO BB IBB HBP BLK WP HR S P ERA WHIP																																	
Tom Seaver, R (1,1) ERA	6.0	L	20	3	0	0	5	1	0	0	0	0	0	0	29	33	0.00	0.667																
Doug Sisk, R (7,1) ERA	3.0	W	12	2	0	0	3	2	0	0	0	0	0	0	16	24	0.00	1.333																

Batter	1	2	3	4	5	6	7	8	9	AB	R	H	RBI	BB	SO	LOB	BOTTOM																	
Mookie Wilson, S (1,8)										4	0	0	0	0	3	0	Philadelphia Phillies @ New York Mets Shea Stadium, Flushing, NY Tue Apr 05 1983, 3:33 AM EST Att: 46,687 - Unknown livebaseballscorecards.com																	
Bob Bailor, R (1,6)										4	0	0	0	0	0	0																		
Dave Kingman, R (1,3) Mike Jorgensen, L (9,3)										4	1	1	0	0	3	0																		
George Foster, R (1,7) OBP: 0.667, SLG: 0.667										3	1	2	0	0	1	0																		
Hubie Brooks, R (1,5) OBP: 0.333, SLG: 0.333										3	0	1	0	0	0	1																		
Mike Howard, S (1,9) OBP: 0.333, SLG: 0.333										3	0	1	1	0	1	1																		
Brian Giles, R (1,4) OBP: 0.333, SLG: 0.500										2	0	1	1	0	0	0																		
Ron Hodges, L (1,2)										3	0	0	0	0	1	4																		
Tom Seaver, R (1,1) Wally Backman, S (6, PH) Doug Sisk, R (7,1)										1	0	0	0	0	0	0																		
Inning Stats	R: 0 E: 0 K: 2 S: 7	H: 0 LOB: 0 BB: 0 P: 7	R: 0 E: 0 K: 2 S: 9	H: 2 LOB: 2 BB: 0 P: 9	R: 0 E: 0 K: 1 S: 5	H: 0 LOB: 0 BB: 0 P: 5	R: 0 E: 0 K: 2 S: 7	H: 0 LOB: 0 BB: 0 P: 7	R: 0 E: 0 K: 1 S: 3	H: 0 LOB: 0 BB: 0 P: 3	R: 2 E: 0 K: 1 S: 5	H: 4 LOB: 2 BB: 0 P: 5	R: 0 E: 0 K: 1 S: 9	H: 0 LOB: 0 BB: 0 P: 9	R: 0 E: 0 K: 2 S: 7	H: 0 LOB: 0 BB: 0 P: 7		1B: 6 2B: 0 3B: 0 HR: 0	SF: 1 SAC: 0 DP: 0 HBP: 0	WP: 0 PB: 0 SB: 0 CS: 0	PA: 30													
PITCHER	IP WLS BF H R ER SO BB IBB HBP BLK WP HR S P ERA WHIP																																	
Steve Carlton, L (1,1) ERA: 2.57	7.0	L	27	6	2	2	9	0	0	0	0	0	0	0	45	45	2.57	0.857																
Ron Reed, R (8,1) ERA	1.0		3	0	0	0	2	0	0	0	0	0	0	7	7	0.00	0.000																	

Batter	1	2	3	4	5	6	7	8	9	AB	R	H	RBI	BB	SO	LOB	TOP									
Lonnie Smith, R OBP: 0.375, SLG: 0.167 (1, 7)	0-0 3-1			0-0 L9		0-0 6-3		4-0 CS BB		3	0	0	0	1	0	0										
Ozzie Smith, S OBP: 0.500, SLG: 0.714 (1, 6)	0-0 4-3			0-0 G3 2B			0-0 1B 2B	4-0 WP BB 1-2		3	1	2	0	1	0	0										
Keith Hernandez, L OBP: 0.125, SLG: 0.125 (1, 3)	0-0 4-3			0-0 G3 2-3			0-0 BB 1B	0-0 F8 1-2		4	1	1	0	0	0	2										
Darrell Porter, L (1, 2)		0-0 F6		0-0 F7			4-0 1B 1B BB	4-0 BB		2	1	0	0	2	0	1										
George Hendrick, R OBP: 0.375, SLG: 0.429 (1, 9)		0-0 F9			4-0 CS BB		0-0 1B BB	0-0 6-3		3	1	1	2	1	0	2										
Ken Oberkfell, L OBP: 0.286, SLG: 0.286 (1, 5)		0-0 L7			0-0 G1-6-3 1B 1-2		0-0 1B SF8	0-0 F7		4	1	2	0	0	0	0										
David Green, R OBP: 0.250, SLG: 0.250 (1, 8)			0-0 F3		0-0 G1-6-3 1B 1-2		0-0 CS 1B	0-0 F9		4	0	1	2	0	0	1										
Mike Ramsey, S (1, 4)			0-0 G3			0-0 F8	0-0 SF8	0-3 K		3	0	0	1	0	1	0										
Joaquin Andujar, S (1, 1)			0-3 K			0-0 G3	0-3 K			3	0	0	0	0	2	0										
Inning Stats	R: 0 E: 0 K: 0 S: 3	H: 0 LOB: 0 BB: 0 P: 3	R: 0 E: 0 K: 0 S: 3	H: 0 LOB: 0 BB: 0 P: 3	R: 0 E: 0 K: 1 S: 5	H: 0 LOB: 0 BB: 0 P: 5	R: 0 E: 0 K: 0 S: 4	H: 1 LOB: 1 BB: 0 P: 4	R: 0 E: 0 K: 0 S: 2	H: 1 LOB: 0 BB: 1 P: 6	R: 0 E: 0 K: 0 S: 3	H: 0 LOB: 0 BB: 0 P: 3	R: 5 E: 0 K: 1 S: 9	H: 5 LOB: 0 BB: 1 P: 13	R: 0 E: 0 K: 0 S: 2	H: 0 LOB: 2 BB: 3 P: 14	R: 0 E: 0 K: 1 S: 5	H: 0 LOB: 0 BB: 0 P: 5	1B: 5 2B: 2 3B: 0 HR: 0	SF: 1 SAC: 0 DP: 1 HBP: 0	WP: 1 PB: 0 SB: 0 CS: 3	PA: 35				
PITCHER	IP WLS BF H R ER SO BB IBB HBP BLK WP HR S P ERA WHIP	IP WLS BF H R ER SO BB IBB HBP BLK WP HR S P ERA WHIP	IP WLS BF H R ER SO BB IBB HBP BLK WP HR S P ERA WHIP	IP WLS BF H R ER SO BB IBB HBP BLK WP HR S P ERA WHIP	IP WLS BF H R ER SO BB IBB HBP BLK WP HR S P ERA WHIP	IP WLS BF H R ER SO BB IBB HBP BLK WP HR S P ERA WHIP	IP WLS BF H R ER SO BB IBB HBP BLK WP HR S P ERA WHIP	IP WLS BF H R ER SO BB IBB HBP BLK WP HR S P ERA WHIP	IP WLS BF H R ER SO BB IBB HBP BLK WP HR S P ERA WHIP	IP WLS BF H R ER SO BB IBB HBP BLK WP HR S P ERA WHIP	IP WLS BF H R ER SO BB IBB HBP BLK WP HR S P ERA WHIP	IP WLS BF H R ER SO BB IBB HBP BLK WP HR S P ERA WHIP	IP WLS BF H R ER SO BB IBB HBP BLK WP HR S P ERA WHIP	IP WLS BF H R ER SO BB IBB HBP BLK WP HR S P ERA WHIP	IP WLS BF H R ER SO BB IBB HBP BLK WP HR S P ERA WHIP	IP WLS BF H R ER SO BB IBB HBP BLK WP HR S P ERA WHIP	IP WLS BF H R ER SO BB IBB HBP BLK WP HR S P ERA WHIP	IP WLS BF H R ER SO BB IBB HBP BLK WP HR S P ERA WHIP	IP WLS BF H R ER SO BB IBB HBP BLK WP HR S P ERA WHIP	IP WLS BF H R ER SO BB IBB HBP BLK WP HR S P ERA WHIP	IP WLS BF H R ER SO BB IBB HBP BLK WP HR S P ERA WHIP	IP WLS BF H R ER SO BB IBB HBP BLK WP HR S P ERA WHIP	IP WLS BF H R ER SO BB IBB HBP BLK WP HR S P ERA WHIP	IP WLS BF H R ER SO BB IBB HBP BLK WP HR S P ERA WHIP	IP WLS BF H R ER SO BB IBB HBP BLK WP HR S P ERA WHIP	IP WLS BF H R ER SO BB IBB HBP BLK WP HR S P ERA WHIP

St. Louis Cardinals @ New York Mets
Shea Stadium, Flushing, NY
Sat Apr 09 1983, 3:33 AM EST
Att: 11,511 - Cloudy - 70 F

AB 29
R 5
H 7
RBI 5
BB 5
SO 3
LOB 6



Batter	1	2	3	4	5	6	7	8	9	AB	R	H	RBI	BB	SO	LOB	BOTTOM									
Mookie Wilson, S OBP: 0.308, SLG: 0.250 (1, 8)	0-0 CS 1B		0-0 4-3			0-0 G3			0-0 1-3	4	0	1	0	0	0	1										
Bob Bailor, R OBP: 0.154, SLG: 0.167 (1, 6)	0-0 6-3 1-2			0-0 4-3			0-3 K		0-0 1B	4	0	1	0	0	1	1										
Dave Kingman, R OBP: 0.083, SLG: 0.083 (1, 3)	0-3 K			0-0 6-3			0-3 K		0-0 F8	4	0	0	0	0	2	1										
George Foster, R OBP: 0.500, SLG: 0.889 (1, 7)		0-3 K		0-0 2-3			0-0 F8			3	0	0	0	0	1	0										
Danny Heep, L OBP: 0.714, SLG: 1.000 (1, 9)		0-3 K			0-3 K			0-0 1B		3	0	1	0	0	2	0										
Hubie Brooks, R OBP: 0.200, SLG: 0.111 (1, 5)		0-3 K			0-3 K			0-0 F9		3	0	0	0	0	2	1										
Ron Hodges, L OBP: 0.300, SLG: 0.250 (1, 2)			0-0 4-3 1B		0-0 1-3			0-0 F7		3	0	1	0	0	0	1										
Brian Giles, R OBP: 0.222, SLG: 0.250 (1, 4)				0-0 4-3		0-0 F9		0-0 F9		2	0	0	0	0	0	1										
Rusty Staub, L (8, PH)										1	0	0	0	0	0	1										
Carlos Diaz, R (9, 1)										0	0	0	0	0	0	0										
Mike Torrez, R (1, 1)										2	0	0	0	0	1	1										
Jesse Orosco, R (7, 1)										0	0	0	0	0	0	0										
Rick Ownbey, R (8, 1)										0	0	0	0	0	0	0										
Wally Backman, S (9, 4)									0-0 F7	1	0	0	0	0	0	0										
Inning Stats	R: 0 E: 0 K: 1 S: 5	H: 1 LOB: 0 BB: 0 P: 5	R: 0 E: 0 K: 3 S: 9	H: 0 LOB: 0 BB: 0 P: 9	R: 0 E: 0 K: 1 S: 6	H: 1 LOB: 1 BB: 0 P: 6	R: 0 E: 0 K: 0 S: 3	H: 0 LOB: 0 BB: 0 P: 3	R: 0 E: 0 K: 2 S: 7	H: 0 LOB: 0 BB: 0 P: 7	R: 0 E: 0 K: 0 S: 3	H: 0 LOB: 0 BB: 0 P: 3	R: 0 E: 0 K: 2 S: 7	H: 0 LOB: 0 BB: 0 P: 7	R: 0 E: 0 K: 0 S: 4	H: 1 LOB: 1 BB: 0 P: 4	R: 0 E: 0 K: 0 S: 4	H: 1 LOB: 1 BB: 0 P: 4	1B: 4 2B: 0 3B: 0 HR: 0	SF: 0 SAC: 0 DP: 0 HBP: 0	WP: 0 PB: 0 SB: 0 CS: 1	PA: 30				
PITCHER	IP WLS BF H R ER SO BB IBB HBP BLK WP HR S P ERA WHIP	IP WLS BF H R ER SO BB IBB HBP BLK WP HR S P ERA WHIP	IP WLS BF H R ER SO BB IBB HBP BLK WP HR S P ERA WHIP	IP WLS BF H R ER SO BB IBB HBP BLK WP HR S P ERA WHIP	IP WLS BF H R ER SO BB IBB HBP BLK WP HR S P ERA WHIP	IP WLS BF H R ER SO BB IBB HBP BLK WP HR S P ERA WHIP	IP WLS BF H R ER SO BB IBB HBP BLK WP HR S P ERA WHIP	IP WLS BF H R ER SO BB IBB HBP BLK WP HR S P ERA WHIP	IP WLS BF H R ER SO BB IBB HBP BLK WP HR S P ERA WHIP	IP WLS BF H R ER SO BB IBB HBP BLK WP HR S P ERA WHIP	IP WLS BF H R ER SO BB IBB HBP BLK WP HR S P ERA WHIP	IP WLS BF H R ER SO BB IBB HBP BLK WP HR S P ERA WHIP	IP WLS BF H R ER SO BB IBB HBP BLK WP HR S P ERA WHIP	IP WLS BF H R ER SO BB IBB HBP BLK WP HR S P ERA WHIP	IP WLS BF H R ER SO BB IBB HBP BLK WP HR S P ERA WHIP	IP WLS BF H R ER SO BB IBB HBP BLK WP HR S P ERA WHIP	IP WLS BF H R ER SO BB IBB HBP BLK WP HR S P ERA WHIP	IP WLS BF H R ER SO BB IBB HBP BLK WP HR S P ERA WHIP	IP WLS BF H R ER SO BB IBB HBP BLK WP HR S P ERA WHIP	IP WLS BF H R ER SO BB IBB HBP BLK WP HR S P ERA WHIP	IP WLS BF H R ER SO BB IBB HBP BLK WP HR S P ERA WHIP	IP WLS BF H R ER SO BB IBB HBP BLK WP HR S P ERA WHIP	IP WLS BF H R ER SO BB IBB HBP BLK WP HR S P ERA WHIP	IP WLS BF H R ER SO BB IBB HBP BLK WP HR S P ERA WHIP	IP WLS BF H R ER SO BB IBB HBP BLK WP HR S P ERA WHIP	IP WLS BF H R ER SO BB IBB HBP BLK WP HR S P ERA WHIP

St. Louis Cardinals @ New York Mets
Shea Stadium, Flushing, NY
Sat Apr 09 1983, 3:33 AM EST
Att: 11,511 - Cloudy - 70 F

AB 30
R 0
H 4
RBI 0
BB 0
SO 9
LOB 8



Batter	1	2	3	4	5	6	7	8	9	10	AB	R	H	RBI	BB	SO	LOB	TOP						
Mookie Wilson, S OBP: 0.235, SLG: 0.188	(1, 8) X 0-0 G3		X 0-0 4-3		X 0-0 4-3		X 0-0 5-3		X 0-0 SH3-4		4	0	0	0	0	0	1							
Bob Bailor, R OBP: 0.278, SLG: 0.250	(1, 6) X 0-0 1B		X 0-0 F9 WP 1B		X 4-0 1B BB		X 0-3 K		X 0-0 F6		4	2	2	0	1	1	1							
Dave Kingman, R OBP: 0.125, SLG: 0.125 Doug Sisk, L (8, 1) Rusty Staub, L (10, PH) Wally Backman, S (10, PR) Neil Allen, R (10, 1)	(1, 3) S 0-3 K (8, 1) S 1-3 K (10, PR) S 1-3 K (10, 1) S 1-3 K		X 0-0 F9		X 0-0 1B		X 0-0 1B		X 0-0 6-3		4	0	1	1	0	1	2							
George Foster, R OBP: 0.407, SLG: 0.714	(1, 7) X 0-0 1B		X 0-0 F9		X 0-0 1B		X 0-0 1B		X 0-0 F3		5	0	2	2	0	0	3							
Danny Heep, L OBP: 0.636, SLG: 0.776	(1, 9) B 3H 4-0 1B		X 0-0 4-3		X 0-0 4-3		X 0-0 1B		X 0-0 1B		3	0	1	0	1	0	2							
Hubie Brooks, R OBP: 0.143, SLG: 0.077	(1, 5) X 0-0 1-3		X 0-0 6-3		X 0-0 6-3		X 0-0 6-3		X 0-0 CS		4	0	0	0	0	0	2							
Ron Hodges, L OBP: 0.286, SLG: 0.167	(1, 2) S 0-3 K		X 0-0 F8		X 0-0 P6		X 0-0 P6		X 0-0 F8		4	0	0	0	0	1	0							
Brian Giles, R OBP: 0.154, SLG: 0.167	(1, 4) X 0-0 3-1		X 0-0 6-3		X 0-0 4-3		X 0-0 K		X 0-3 K		4	0	0	0	0	1	0							
Tom Seaver, R OBP: 0.250, SLG: 0.750 Mike Jorgensen, L (8, 3)	(1, 1) X 0-0 G3 (8, 3) S 1B 3B		X 0-0 K		X 0-3 K		X 0-3 K		X 1-3 SH3-4 HBP		3	1	1	0	0	1	0							
Inning Stats	R: 1 E: 1 K: 1 S: 7	H: 2 LOB: 2 BB: 1 P: 11	R: 0 E: 0 K: 1 S: 5	H: 0 LOB: 0 BB: 0 P: 5	R: 0 E: 0 K: 0 S: 4	H: 1 LOB: 1 BB: 0 P: 4	R: 0 E: 0 K: 0 S: 3	H: 0 LOB: 0 BB: 0 P: 3	R: 0 E: 0 K: 2 S: 7	H: 0 LOB: 0 BB: 0 P: 7	R: 0 E: 0 K: 0 S: 3	H: 1 LOB: 0 BB: 0 P: 3	R: 0 E: 0 K: 1 S: 5	H: 0 LOB: 2 BB: 1 P: 8	R: 0 E: 0 K: 0 S: 3	H: 0 LOB: 0 BB: 0 P: 5	R: 0 E: 0 K: 0 S: 3	H: 0 LOB: 2 BB: 1 P: 8	1B: 6 2B: 0 3B: 1 HR: 0	SF: 0 SAC: 1 DP: 0 HBP: 1	WP: 1 PB: 0 SB: 0 CS: 1	PA: 41		
PITCHER	IP 7.0	WLS 29	BF 6	H 3	R 2	ER 2	SO 4	BB 2	IBB 0	HBP 0	BLK 0	WP 1	HR 0	S 35	P 43	ERA 2.57	WHIP 1.143							
John Denny, R ERA: 4.15 Porfi Altamirano, R ERA: 5.0 Ron Reed, R ERA: 1.59	(1, 1) (8, 1) (10, 1)	2.0 6 1.0	6 1 5	1 0 0	0 0 0	0 0 0	1 0 0	0 0 0	0 0 1	0 0 1	0 0 0	0 0 0	0 0 0	8 8 3	8 8 8	0.00 0.00 0.00	0.500 0.000 0.000							

New York Mets @ Philadelphia Phillies
Veterans Stadium, Philadelphia, PA
Tue Apr 12 1983, 3:33 AM EST
Att: 31,236 - Unknown

livebaseballscorecards.com

AB 35
R 3
H 7
RBI 3
BB 3
SO 5
LOB 11




Batter	1	2	3	4	5	6	7	8	9	10	AB	R	H	RBI	BB	SO	LOB	BOTTOM						
Pete Rose, S OBP: 0.222, SLG: 0.280	(1, 3) S 0-3 K		X 0-0 3-1		X 0-0 1B		X 0-0 4-3		X 0-0 SF8		4	0	1	1	0	1	0							
Gary Matthews, R OBP: 0.385, SLG: 0.565 Ron Reed, R (10, 1)	(1, 7) X 0-0 1B		X 0-0 F8		X 0-0 1B		X 0-0 4-3		X 0-0 5-3		4	1	1	0	1	0	3							
Joe Morgan, L OBP: 0.444, SLG: 0.167	(1, 4) B 4-0 1B		X 4-0 F8 S BB		X 4-0 1B BB		X 4-0 FC5-4 BB		X 0-0 G6-4-3 1B		2	1	1	0	3	0	0							
Mike Schmidt, R OBP: 0.385, SLG: 0.278	(1, 5) X 0-0 F9		X 0-0 F8		X 0-0 FC5-4 1B		X 0-0 G6-4-3 1B		X 0-0 G6-4-3 1B		4	1	0	0	1	0	6							
Von Hayes, L OBP: 0.400, SLG: 0.250	(1, 9) B 4-0 1B		X 0-0 L7		X 0-0 1B		X 0-0 4-3		X 0-0 4-3		4	0	1	0	1	0	3							
Bo Diaz, R OBP: 0.292, SLG: 0.227 Bob Dernier, R (10, 8)	(1, 2) X 0-0 1B		X 0-0 6-3		X 0-0 K		X 0-0 4-3		X 4-0 SH1-4 1B		3	0	1	2	1	1	2							
Tony Perez, R OBP: 0.400, SLG: 0.474	(10, PH) 1-2 2H 3H 1B		X 0-0 6-3		X 0-0 4-3		X 0-0 4-3		X 0-0 SH1-4 1B		1	0	1	0	0	0	0							
Greg Gross, L OBP: 0.444, SLG: 0.429	(1, 8) X 0-0 F8		X 0-0 1B		X 0-0 4-3		X 0-0 4-3		X 1-2 2-3 1B		4	0	2	0	1	0	4							
Ivan De Jesus, R OBP: 0.211, SLG: 0.118 Larry Milbourne, S OBP: 0.667, SLG: 0.667	(1, 6) S 0-3 K (7, PH) S 0-3 K (8, 6) S 0-3 K		X 0-0 G6-3		X 0-0 F2		X 0-0 F7		X 1-2 2-3 3H 1B		2	0	0	0	0	1	1							
John Denny, R OBP: 0.200, SLG: 0.800 Porfi Altamirano, R (8, 1) Len Matuszek, L (9, PH) Ozzie Virgil, R (10, 2)	(1, 1) (7, PH) (8, 1) (9, PH) (10, 2)	7.0 2.0 0.2	5 10 6	2 1 2	1 1 1	0 0 0	2 1 0	4 0 1	0 7 12	32 19 12	4.57 4.50 13.50	1.286 2.000 4.500												
Inning Stats	R: 2 E: 0 K: 1 S: 7	H: 2 LOB: 2 BB: 2 P: 15	R: 0 E: 0 K: 2 S: 7	H: 0 LOB: 0 BB: 0 P: 7	R: 0 E: 0 K: 0 S: 3	H: 0 LOB: 1 BB: 1 P: 7	R: 0 E: 0 K: 0 S: 3	H: 1 LOB: 0 BB: 0 P: 3	R: 0 E: 0 K: 1 S: 6	H: 1 LOB: 2 BB: 1 P: 10	R: 0 E: 0 K: 0 S: 3	H: 0 LOB: 0 BB: 0 P: 3	R: 0 E: 0 K: 0 S: 3	H: 1 LOB: 1 BB: 1 P: 7	R: 1 E: 0 K: 0 S: 4	H: 1 LOB: 2 BB: 2 P: 12	R: 1 E: 0 K: 0 S: 4	H: 1 LOB: 3 BB: 2 P: 12	1B: 8 2B: 1 3B: 0 HR: 0	SF: 1 SAC: 1 DP: 3 HBP: 0	WP: 0 PB: 0 SB: 2 CS: 0	PA: 44		
PITCHER	IP 7.0	WLS 10	BF 2	H 1	R 1	ER 1	SO 0	BB 2	IBB 1	HBP 0	BLK 0	WP 0	HR 0	S 32	P 48	ERA 4.57	WHIP 1.286							
Tom Seaver, R ERA: 1.38 Doug Sisk, R ERA: 1.8 Neil Allen, R ERA: 3.0	(1, 1) (8, 1) (10, 1)	7.0 2.0 0.2	29 10 6	3 2 2	2 1 1	2 0 1	4 0 0	0 2 1	0 1 0	0 0 0	0 0 0	0 0 0	0 0 4	0 7 12	48 19 12	2.57 4.50 13.50	1.143 2.000 4.500							

New York Mets @ Philadelphia Phillies
Veterans Stadium, Philadelphia, PA
Tue Apr 12 1983, 3:33 AM EST
Att: 31,236 - Unknown

livebaseballscorecards.com

AB 33
R 4
H 9
RBI 4
BB 9
SO 4
LOB 19



Batter	1	2	3	4	5	6	7	8	9	AB	R	H	RBI	BB	SO	LOB	TOP							
Mookie Wilson, S OBP: 0.304, SLG: 0.273 (1, 8)										6	1	3	2	0	0	2	New York Mets @ Philadelphia Phillies Veterans Stadium, Philadelphia, PA Wed Apr 13 1983, 6:05 PM EST Att: 20,228 - Unknown							
Bob Bailor, R OBP: 0.292, SLG: 0.381 (1, 6)										5	1	1	1	1	0	3								
Dave Kingman, R OBP: 0.273, SLG: 0.455 Mark Bradley, R (9, 9)										6	2	4	2	0	1	2								
George Foster, R OBP: 0.333, SLG: 0.500 (1, 7)										6	0	0	0	0	3	5								
Danny Heep, L OBP: 0.750, SLG: 1.083 (9, 3)										3	3	3	1	2	0	0								
Ron Hodges, L OBP: 0.388, SLG: 0.200 (1, 2)										3	0	1	0	2	1	1								
Hubie Brooks, R OBP: 0.263, SLG: 0.222 (1, 5)										5	1	3	1	0	2	4								
Brian Giles, R OBP: 0.222, SLG: 0.235 (1, 4)										5	1	2	2	0	1	6								
Craig Swan, R (1, 1)										1	0	0	0	0	1	0								
Rusty Staub, L (4, PH)										1	0	0	0	0	0	2								
Rick Ownbey, R (4, 1)										3	0	0	0	0	0	7								
Jesse Orosco, R (9, 1)										0	0	0	0	0	0	0								
Neil Allen, R (9, 1)										0	0	0	0	0	0	0								
Inning Stats	R: 0 E: 0 K: 1 S: 6	H: 1 LOB: 1 BB: 0 P: 6	R: 0 E: 0 K: 1 S: 6	H: 1 LOB: 1 BB: 0 P: 6	R: 1 E: 0 K: 2 S: 9	H: 2 LOB: 1 BB: 0 P: 9	R: 3 E: 0 K: 1 S: 9	H: 4 LOB: 1 BB: 0 P: 9	R: 2 E: 0 K: 2 S: 9	H: 2 LOB: 2 BB: 2 P: 17	R: 0 E: 0 K: 1 S: 6	H: 1 LOB: 1 BB: 0 P: 6	R: 1 E: 0 K: 0 S: 5	H: 2 LOB: 2 BB: 1 P: 9	R: 2 E: 0 K: 1 S: 9	H: 4 LOB: 3 BB: 1 P: 13	R: 0 E: 0 K: 0 S: 3	H: 0 LOB: 1 BB: 1 P: 7	1B: 13 2B: 1 3B: 0 HR: 3	SF: 0 SAC: 0 DP: 0 HBP: 0	WP: 3 PB: 0 SB: 2 CS: 0	PA: 49		
PITCHER	IP WLS BF H R ER SO BB IBB HBP BLK WP HR S P ERA WHIP	IP WLS BF H R ER SO BB IBB HBP BLK WP HR S P ERA WHIP	IP WLS BF H R ER SO BB IBB HBP BLK WP HR S P ERA WHIP	IP WLS BF H R ER SO BB IBB HBP BLK WP HR S P ERA WHIP	IP WLS BF H R ER SO BB IBB HBP BLK WP HR S P ERA WHIP	IP WLS BF H R ER SO BB IBB HBP BLK WP HR S P ERA WHIP	IP WLS BF H R ER SO BB IBB HBP BLK WP HR S P ERA WHIP	IP WLS BF H R ER SO BB IBB HBP BLK WP HR S P ERA WHIP	IP WLS BF H R ER SO BB IBB HBP BLK WP HR S P ERA WHIP	IP WLS BF H R ER SO BB IBB HBP BLK WP HR S P ERA WHIP	IP WLS BF H R ER SO BB IBB HBP BLK WP HR S P ERA WHIP	IP WLS BF H R ER SO BB IBB HBP BLK WP HR S P ERA WHIP	IP WLS BF H R ER SO BB IBB HBP BLK WP HR S P ERA WHIP	IP WLS BF H R ER SO BB IBB HBP BLK WP HR S P ERA WHIP	IP WLS BF H R ER SO BB IBB HBP BLK WP HR S P ERA WHIP	IP WLS BF H R ER SO BB IBB HBP BLK WP HR S P ERA WHIP	IP WLS BF H R ER SO BB IBB HBP BLK WP HR S P ERA WHIP	IP WLS BF H R ER SO BB IBB HBP BLK WP HR S P ERA WHIP	IP WLS BF H R ER SO BB IBB HBP BLK WP HR S P ERA WHIP	IP WLS BF H R ER SO BB IBB HBP BLK WP HR S P ERA WHIP	IP WLS BF H R ER SO BB IBB HBP BLK WP HR S P ERA WHIP	IP WLS BF H R ER SO BB IBB HBP BLK WP HR S P ERA WHIP	IP WLS BF H R ER SO BB IBB HBP BLK WP HR S P ERA WHIP	IP WLS BF H R ER SO BB IBB HBP BLK WP HR S P ERA WHIP

New York Mets @ Philadelphia Phillies
 Veterans Stadium, Philadelphia, PA
 Wed Apr 13 1983, 6:05 PM EST
 Att: 20,228 - Unknown

AB 44
 R 9
 H 17
 RBI 9
 BB 5
 SO 9
 LOB 32



Batter	1	2	3	4	5	6	7	8	9	AB	R	H	RBI	BB	SO	LOB	BOTTOM							
Pete Rose, S OBP: 0.250, SLG: 0.367 (1, 9)										5	2	2	1	0	0	0	New York Mets @ Philadelphia Phillies Veterans Stadium, Philadelphia, PA Wed Apr 13 1983, 6:05 PM EST Att: 20,228 - Unknown							
Gary Matthews, R OBP: 0.355, SLG: 0.481 (1, 7)										4	1	0	0	1	0	2								
Joe Morgan, L OBP: 0.438, SLG: 0.143 (1, 4)										3	1	0	0	2	0	1								
Mike Schmidt, R OBP: 0.387, SLG: 0.409 (1, 5)										4	2	1	2	1	0	4								
Tony Perez, R OBP: 0.375, SLG: 0.435 Porfi Altamirano, R Len Matuszek, L (8, 1)										4	0	1	0	0	0	3								
Von Hayes, L OBP: 0.333, SLG: 0.143 Bill Robinson, R Bob Dernier, R (9, PH)										3	0	0	0	1	0	2								
Bo Diaz, R OBP: 0.379, SLG: 0.462 (1, 2)										4	1	3	5	1	0	0								
Ivan De Jesus, R OBP: 0.182, SLG: 0.100 Larry Milbourne, S (8, PH)										3	0	0	0	0	0	4								
Dick Ruthven, R OBP: 0.500, SLG: 1.000 Ed Farmer, R Bob Molinaro, L Sid Monge, S Greg Gross, L (8, 9)										1	1	1	0	0	0	0								
Inning Stats	R: 0 E: 0 K: 0 S: 3	H: 0 LOB: 0 BB: 0 P: 3	R: 1 E: 1 K: 0 S: 4	H: 1 LOB: 1 BB: 1 P: 8	R: 3 E: 0 K: 0 S: 7	H: 4 LOB: 3 BB: 2 P: 15	R: 0 E: 0 K: 1 S: 5	H: 0 LOB: 0 BB: 0 P: 5	R: 0 E: 0 K: 1 S: 5	H: 0 LOB: 1 BB: 1 P: 5	R: 1 E: 1 K: 0 S: 5	H: 1 LOB: 1 BB: 0 P: 5	R: 0 E: 0 K: 0 S: 4	H: 1 LOB: 1 BB: 0 P: 4	R: 5 E: 0 K: 0 S: 3	H: 1 LOB: 1 BB: 4 P: 19		1B: 2 2B: 4 3B: 0 HR: 2	SF: 0 SAC: 0 DP: 0 HBP: 0	WP: 0 PB: 0 SB: 1 CS: 0	PA: 43			
PITCHER	IP WLS BF H R ER SO BB IBB HBP BLK WP HR S P ERA WHIP	IP WLS BF H R ER SO BB IBB HBP BLK WP HR S P ERA WHIP	IP WLS BF H R ER SO BB IBB HBP BLK WP HR S P ERA WHIP	IP WLS BF H R ER SO BB IBB HBP BLK WP HR S P ERA WHIP	IP WLS BF H R ER SO BB IBB HBP BLK WP HR S P ERA WHIP	IP WLS BF H R ER SO BB IBB HBP BLK WP HR S P ERA WHIP	IP WLS BF H R ER SO BB IBB HBP BLK WP HR S P ERA WHIP	IP WLS BF H R ER SO BB IBB HBP BLK WP HR S P ERA WHIP	IP WLS BF H R ER SO BB IBB HBP BLK WP HR S P ERA WHIP	IP WLS BF H R ER SO BB IBB HBP BLK WP HR S P ERA WHIP	IP WLS BF H R ER SO BB IBB HBP BLK WP HR S P ERA WHIP	IP WLS BF H R ER SO BB IBB HBP BLK WP HR S P ERA WHIP	IP WLS BF H R ER SO BB IBB HBP BLK WP HR S P ERA WHIP	IP WLS BF H R ER SO BB IBB HBP BLK WP HR S P ERA WHIP	IP WLS BF H R ER SO BB IBB HBP BLK WP HR S P ERA WHIP	IP WLS BF H R ER SO BB IBB HBP BLK WP HR S P ERA WHIP	IP WLS BF H R ER SO BB IBB HBP BLK WP HR S P ERA WHIP	IP WLS BF H R ER SO BB IBB HBP BLK WP HR S P ERA WHIP	IP WLS BF H R ER SO BB IBB HBP BLK WP HR S P ERA WHIP	IP WLS BF H R ER SO BB IBB HBP BLK WP HR S P ERA WHIP	IP WLS BF H R ER SO BB IBB HBP BLK WP HR S P ERA WHIP	IP WLS BF H R ER SO BB IBB HBP BLK WP HR S P ERA WHIP	IP WLS BF H R ER SO BB IBB HBP BLK WP HR S P ERA WHIP	IP WLS BF H R ER SO BB IBB HBP BLK WP HR S P ERA WHIP

New York Mets @ Philadelphia Phillies
 Veterans Stadium, Philadelphia, PA
 Wed Apr 13 1983, 6:05 PM EST
 Att: 20,228 - Unknown

AB 35
 R 10
 H 8
 RBI 9
 BB 8
 SO 2
 LOB 18



Batter	1	2	3	4	5	6	7	8	9	AB	R	H	RBI	BB	SO	LOB	TOP
Mookie Wilson, S OBP: 0.259, SLG: 0.231 (1, 8)	0-0 6-3		0-0 F8		0-0 FC3-6		0-0 6-3			4	0	0	0	0	0	1	
Bob Bailor, R OBP: 0.321, SLG: 0.417 Doug Sisk, R (8, 1)	4-0 1B BB		0-0 F8		0-0 FC6-4		0-0 2B			3	0	1	0	1	0	1	
Dave Kingman, R OBP: 0.269, SLG: 0.400 (1, 3)	0-0 F8			4-0 BB G4-6-3		0-0 F7		0-0 F8		3	0	0	0	1	0	2	
George Foster, R OBP: 0.360, SLG: 0.500 (1, 7)	0-0 FC6-4 1B			0-0 G4-6-3		0-0 6-3		0-0 FC1-8 1B		4	0	2	0	0	0	1	
Danny Heep, L OBP: 0.650, SLG: 0.867 (1, 9)	0-0 FC6-4			4-0 BB		0-0 4-3		0-0 FC1-6 G5-4-3		3	0	0	0	1	0	3	
Ron Hodges, L OBP: 0.304, SLG: 0.158 (1, 2)		0-0 F9		0-0 G3			0-0 3-1		0-0 G5-4-3		4	0	0	0	0	2	
Hubie Brooks, R OBP: 0.273, SLG: 0.381 (1, 5)			0-0 F9			0-0 HR		0-0 5-3		3	1	1	1	0	0	0	
Brian Giles, R OBP: 0.238, SLG: 0.211 (8, 6)			0-0 6-3		4-0 FC3-8 BB		0-0 F8			2	0	0	0	1	0	0	
Mike Torrez, R Carlos Diaz, R Mike Jorgensen, L Jesse Orosco, R Wally Backman, S (1, 1) (1, 1) (5, Ph) (5, 1) (8, Ph) (8, 4)			0-0 4-3		0-0 F8		0-3 K			0	0	0	0	0	0	0	
Inning Stats	R: 0 E: 0 K: 0 S: 4	H: 1 LOB: 2 BB: 1 P: 8	R: 0 E: 0 K: 0 S: 3	H: 0 LOB: 0 BB: 0 P: 3	R: 0 E: 0 K: 0 S: 3	H: 0 LOB: 0 BB: 2 P: 10	R: 0 E: 0 K: 0 S: 3	H: 0 LOB: 0 BB: 0 P: 3	R: 0 E: 0 K: 0 S: 3	H: 0 LOB: 0 BB: 0 P: 3	R: 0 E: 0 K: 1 S: 6	H: 1 LOB: 1 BB: 0 P: 6	R: 0 E: 0 K: 0 S: 3	H: 1 LOB: 0 BB: 0 P: 3	1B: 2 2B: 1 3B: 0 HR: 1	SF: 0 SAC: 0 DP: 2 HBP: 0	WP: 0 PA: 33
PITCHER Bob Forsch, R ERA: 2.51 (1, 1)	IP: 9.0 WLS: W BF: 33 H: 4 R: 1 ER: 1 SO: 1 BB: 4 IBB: 0 HBP: 0 BLK: 0 WP: 0 HR: 1 S: 31 P: 47 ERA: 1.00 WHIP: 0.889																

New York Mets @ St. Louis Cardinals
 Busch Stadium, St. Louis, MO
 Thu Apr 14 1983, 6:05 PM CST
 Att: 11,941 - Unknown

AB 29
 R 1
 H 4
 RBI 1
 BB 4
 SO 1
 LOB 11



Batter	1	2	3	4	5	6	7	8	9	AB	R	H	RBI	BB	SO	LOB	BOTTOM
Lonnie Smith, R OBP: 0.318, SLG: 0.211 (1, 7)	0-0 1B 6-3			0-0 5-3			0-0 L9			4	1	1	0	0	0	0	
Ozzie Smith, S OBP: 0.455, SLG: 0.500 (1, 6)	0-0 2B 1B CS	0-0 1B			0-0 F7		0-0 F7			4	1	2	1	0	0	0	
Keith Hernandez, L OBP: 0.364, SLG: 0.476 (1, 3)	0-3 K 1-2		0-0 F9		0-0 F7		0-0 2B			4	0	1	0	0	1	2	
Darrell Porter, L OBP: 0.286, SLG: 0.333 (1, 2)	0-0 FC6-4 2H 3B 2B		0-3 K		0-0 2B		0-0 4-1			4	1	2	1	0	1	1	
George Hendrick, R OBP: 0.524, SLG: 0.895 (1, 9)	4-0 FC6-4 BB		0-0 6-3		0-0 F7		0-0 F8			3	0	0	0	1	0	1	
Ken Oberkfell, L OBP: 0.333, SLG: 0.316 (1, 5)	0-0 FC6-4 3B		0-0 F9		0-0 4-3 6-3 1B		4-0 1B BB			3	1	1	0	1	0	2	
David Green, R OBP: 0.273, SLG: 0.350 (1, 8)	0-0 1B 3B		0-0 5-3		0-0 6-3		0-3 K			4	1	1	2	0	1	2	
Mike Ramsey, S OBP: 0.300, SLG: 0.278 (1, 4)	0-0 E 1B		0-0 F8		0-0 4-3		0-0 1B		0-0 1B	4	1	2	1	0	0	1	
Bob Forsch, R OBP: 0.200, SLG: 0.400 (1, 1)	0-0 E2 2B		0-0 P4		0-0 P4		0-0 P4			4	1	1	1	0	0	3	
Inning Stats	R: 7 E: 1 K: 1 S: 11	H: 6 LOB: 1 BB: 1 P: 15	R: 0 E: 0 K: 1 S: 5	H: 1 LOB: 0 BB: 0 P: 5	R: 0 E: 0 K: 0 S: 3	H: 0 LOB: 0 BB: 0 P: 3	R: 0 E: 0 K: 0 S: 3	H: 0 LOB: 0 BB: 0 P: 3	R: 0 E: 0 K: 0 S: 4	H: 1 LOB: 1 BB: 0 P: 4	R: 0 E: 0 K: 0 S: 4	H: 1 LOB: 1 BB: 0 P: 4	R: 0 E: 0 K: 1 S: 6	H: 1 LOB: 2 BB: 1 P: 10	1B: 6 2B: 4 3B: 1 HR: 0	SF: 0 SAC: 0 DP: 0 HBP: 0	WP: 0 PA: 36
PITCHER Mike Torrez, R ERA: 14.85 Carlos Diaz, L ERA: Jesse Orosco, L ERA: 2.25 Doug Sisk, R ERA: 1.5 (1, 1) (1, 1) (5, 1) (8, 1)	IP: 0.2 WLS: L BF: 9 H: 6 R: 7 ER: 6 SO: 1 BB: 1 IBB: 0 HBP: 0 BLK: 0 WP: 0 HR: 0 S: 10 P: 14 ERA: 81.00 WHIP: 10.500																

New York Mets @ St. Louis Cardinals
 Busch Stadium, St. Louis, MO
 Thu Apr 14 1983, 6:05 PM CST
 Att: 11,941 - Unknown

AB 34
 R 7
 H 11
 RBI 6
 BB 2
 SO 3
 LOB 12



Batter	1	2	3	4	5	6	7	8	9	AB	R	H	RBI	BB	SO	LOB	TOP			
Lee Lacy, R OBP: 0.391, SLG: 0.545 (1, 9)	4-0 S BB		0-0 1B			0-0 3-1 1B		0-0 6-3		3	0	2	0	1	0	0	Pittsburgh Pirates @ New York Mets Shea Stadium, Flushing, NY Wed Apr 20 1983, 6:05 PM EST Unknown			
Lee Mazzilli, S OBP: 0.435, SLG: 0.500 (1, 8)	0-0 F6		0-0 3-1			0-0 3-1		0-3 K		4	0	0	0	0	1	3				
Bill Madlock, R OBP: 0.288, SLG: 0.237 (1, 5)	0-0 4-3					0-0 1-3		0-0 4-3		4	0	0	0	0	0	2				
Jason Thompson, L OBP: 0.378, SLG: 0.459 (1, 3)	0-3 K					0-0 1-3				4	0	0	0	0	2	2				
Mike Easter, L OBP: 0.375, SLG: 0.391 (1, 7)										3	0	0	0	1	2	0				
Johnny Ray, S OBP: 0.205, SLG: 0.289 (1, 4)										4	0	0	0	0	1	1				
Tony Peña, R OBP: 0.351, SLG: 0.364 (1, 2)										3	0	1	0	0	1	0				
Dale Berra, R OBP: 0.324, SLG: 0.529 (1, 6)										2	0	0	0	1	0	1				
Larry McWilliams, L OBP: 0.333, SLG: 0.200 (1, 1)										1	0	0	0	0	1	0				
Dave Parker, L OBP: 0.333, SLG: 0.286 (5, PH)										0	0	0	0	0	0	0				
Manny Sarmiento, R (5, 1)										1	0	0	0	0	1	2				
Richie Hebner, L OBP: 0.500, SLG: 0.400 (7, PH)										0	0	0	0	0	0	0				
Jim Winn, R (7, 1)										0	0	0	0	0	0	0				
Inning Stats	R: 0 E: 0 K: 1 S: 5	H: 0 LOB: 1 BB: 1 P: 9	R: 0 E: 0 K: 2 S: 7	H: 0 LOB: 0 BB: 0 P: 7	R: 0 E: 0 K: 1 S: 6	H: 1 LOB: 1 BB: 0 P: 6	R: 0 E: 0 K: 1 S: 5	H: 0 LOB: 0 BB: 0 P: 5	R: 0 E: 0 K: 0 S: 4	H: 1 LOB: 1 BB: 0 P: 4	R: 0 E: 0 K: 0 S: 4	H: 0 LOB: 0 BB: 0 P: 15	R: 0 E: 0 K: 1 S: 5	H: 0 LOB: 0 BB: 0 P: 5	R: 0 E: 0 K: 1 S: 5	H: 0 LOB: 0 BB: 0 P: 5	1B: 3 2B: 1 3B: 0 HR: 0	SF: 0 SAC: 0 DP: 1 HBP: 0	WP: 0 PB: 0 SB: 1 CS: 1	PA: 33
PITCHER Tom Seaver, R ERA: 0.82 (1, 1)	IP: 9.0 WLS: W BF: 33 H: 3 R: 0 ER: 0 SO: 9 BB: 3 IBB: 0 HBP: 0 BLK: 0 WP: 0 HR: 0 S: 48 P: 60 ERA: 0.00 WHIP: 0.667																			

AB 30
R 0
H 3
RBI 0
BB 3
SO 9
LOB 12



Batter	1	2	3	4	5	6	7	8	9	AB	R	H	RBI	BB	SO	LOB	BOTTOM			
Mookie Wilson, S OBP: 0.275, SLG: 0.289 (1, 8)	0-3 K									4	0	2	1	0	1	1	Pittsburgh Pirates @ New York Mets Shea Stadium, Flushing, NY Wed Apr 20 1983, 6:05 PM EST Unknown			
Bob Bailor, R OBP: 0.297, SLG: 0.364 (1, 6)	0-0 G3									5	1	1	0	0	0	3				
Dave Kingman, R OBP: 0.289, SLG: 0.459 (1, 3)										4	1	2	2	0	0	2				
Mike Jorgensen, L OBP: 0.667, SLG: 1.000 (8, 3)										0	0	0	0	0	0	0				
George Foster, R OBP: 0.297, SLG: 0.353 (1, 7)										2	1	0	0	2	1	0				
Mark Bradley, R (1, 9)										3	0	0	0	1	1	2				
Hubie Brooks, R OBP: 0.235, SLG: 0.303 (1, 5)										4	0	0	0	0	2	2				
Ron Hodges, L OBP: 0.281, SLG: 0.179 (1, 2)										4	1	1	1	0	0	0				
Brian Giles, R OBP: 0.286, SLG: 0.250 (1, 4)										3	1	1	1	1	0	2				
Tom Seaver, R OBP: 0.429, SLG: 1.000 (1, 1)										2	1	1	1	1	0	0				
Inning Stats	R: 0 E: 0 K: 2 S: 8	H: 1 LOB: 2 BB: 1 P: 12	R: 3 E: 2 K: 1 S: 8	H: 2 LOB: 0 BB: 0 P: 8	R: 1 E: 0 K: 1 S: 6	H: 1 LOB: 2 BB: 2 P: 14	R: 0 E: 1 K: 0 S: 4	H: 1 LOB: 1 BB: 0 P: 4	R: 0 E: 0 K: 1 S: 5	H: 0 LOB: 0 BB: 0 P: 5	R: 0 E: 0 K: 0 S: 3	H: 0 LOB: 1 BB: 1 P: 7	R: 2 E: 0 K: 0 S: 5	H: 2 LOB: 0 BB: 0 P: 5	R: 0 E: 0 K: 0 S: 4	H: 1 LOB: 2 BB: 1 P: 8	1B: 5 2B: 1 3B: 1 HR: 1	SF: 1 SAC: 1 DP: 1 HBP: 0	WP: 0 PB: 0 SB: 0 CS: 0	PA: 38
PITCHER Larry McWilliams, L ERA: 3.1 (1, 1)	IP: 4.0 WLS: L BF: 21 H: 4 R: 0 ER: 2 SO: 4 BB: 3 IBB: 0 HBP: 0 BLK: 1 WP: 0 HR: 0 S: 26 P: 38 ERA: 4.50 WHIP: 2.000																			
PITCHER Manny Sarmiento, R ERA: 4.26 (5, 1)	IP: 2.0 WLS: 7 BF: 7 H: 0 R: 0 ER: 0 SO: 1 BB: 1 IBB: 0 HBP: 0 BLK: 0 WP: 0 HR: 0 S: 8 P: 12 ERA: 0.00 WHIP: 0.500																			
PITCHER Jim Winn, R ERA: 6.0 (7, 1)	IP: 2.0 WLS: 10 BF: 3 H: 2 R: 2 ER: 2 SO: 0 BB: 1 IBB: 0 HBP: 0 BLK: 0 WP: 0 HR: 1 S: 9 P: 13 ERA: 9.00 WHIP: 2.000																			

AB 31
R 6
H 8
RBI 6
BB 5
SO 5
LOB 12



Batter	1	2	3	4	5	6	7	8	9	AB	R	H	RBI	BB	SO	LOB	TOP								
Lee Lacy, R OBP: 0.392, SLG: 0.521 (1, 9)	4-3		WP BB		FC1-5 1B		K	4-3		4	0	1	0	1	1	0	Pittsburgh Pirates @ New York Mets Shea Stadium, Flushing, NY Wed Apr 20 1983, 6:05 PM EST Att. 4,041 - Unknown								
Lee Mazzilli, S OBP: 0.460, SLG: 0.514 (1, 8)	CS 1B		1-2 BB		FC1-5 1B		K			3	0	2	0	1	1	0									
Richie Hebner, L OBP: 0.333, SLG: 0.222 (1, 5)	F5		F5		FC1-5		1-3			4	0	0	0	0	0	5									
Jason Thompson, L OBP: 0.367, SLG: 0.425 (1, 3)		E 1B 4-3 BB	G3		K			L1		3	1	0	0	1	1	4									
Mike Easter, L OBP: 0.407, SLG: 0.400 Rod Scurry, L (5, 1)	E7				K			6-3		2	2	1	0	1	1	2									
Gene Tenace, R OBP: 0.200, SLG: 0.200 Kent Tekulve, R (8, PH)	4-3 5-3 1B				2B BB					0	0	0	0	0	0	0									
Johnny Ray, S OBP: 0.233, SLG: 0.293 (1, 4)	4-3			F5		1B G4-3 BB				3	1	1	1	1	0	2									
Dale Berra, R OBP: 0.341, SLG: 0.553 (1, 6)	5-3			E 2B		G4-3 1B		K		4	1	2	2	0	1	1									
Steve Nicosia, R OBP: 0.125, SLG: 0.125 (1, 2)	1-3			K		G4-3		6-3		4	0	0	0	0	1	1									
Lee Tunnell, R (1, 1)				K		5-3		F8		2	0	0	0	0	1	0									
Brian Harper, R OBP: 0.222, SLG: 1.000 (5, 7)				F8						2	0	0	0	0	0	0									
Inning Stats	R: 0 E: 0 K: 0 S: 3	H: 1 LOB: 0 BB: 0 P: 3	R: 2 E: 1 K: 0 S: 4	H: 1 LOB: 0 BB: 1 P: 8	R: 0 E: 0 K: 1 S: 5	H: 0 LOB: 2 BB: 2 P: 13	R: 2 E: 1 K: 1 S: 6	H: 1 LOB: 0 BB: 1 P: 10	R: 0 E: 0 K: 2 S: 9	H: 2 LOB: 2 BB: 0 P: 9	R: 1 E: 0 K: 0 S: 3	H: 1 LOB: 0 BB: 1 P: 7	R: 0 E: 0 K: 2 S: 7	H: 0 LOB: 0 BB: 0 P: 7	R: 0 E: 0 K: 1 S: 6	H: 1 LOB: 1 BB: 0 P: 6	R: 0 E: 0 K: 0 S: 3	H: 0 LOB: 0 BB: 0 P: 3	1B: 6 2B: 1 3B: 0 HR: 0	SF: 0 SAC: 0 DP: 1 HBP: 0	WP: 1 PB: 0 SB: 1 CS: 1	PA: 37			
PITCHER	IP	WLS	BF	H	R	ER	SO	BB	IBB	HBP	BLK	WP	HR	S	P	ERA	WHIP								
Mike Torrez, R ERA: 10.03 (1, 1)	4.0		20	5	4	2	2	4	0	0	0	1	0	20	36	4.50	2.250								
Carlos Diaz, L ERA: 1.08 (5, 1)	4.0	W	14	2	1	1	5	1	0	0	0	0	0	23	27	2.25	0.750								
Neil Allen, R ERA: 4.5 (9, 1)	1.0	S	3	0	0	0	0	0	0	0	0	0	0	3	3	0.00	0.000								

Batter	1	2	3	4	5	6	7	8	9	AB	R	H	RBI	BB	SO	LOB	BOTTOM								
Mookie Wilson, S OBP: 0.311, SLG: 0.372 (1, 8)	K				1B S WP 1B	K		E2		5	1	3	3	0	2	0	Pittsburgh Pirates @ New York Mets Shea Stadium, Flushing, NY Wed Apr 20 1983, 6:05 PM EST Att. 4,041 - Unknown								
Ron Gardenhire, R (1, 6)	1-3	1H 2H 3B			F8		6-3	G3		5	0	0	0	0	0	3									
Dave Kingman, R OBP: 0.296, SLG: 0.463 Mike Jorgensen, L OBP: 0.667, SLG: 1.000 (7, PR)	3-1				F4					4	0	1	0	0	0	1									
Rusty Staub, L (1, 7)		4-3			WP 1B BB		K			2	0	0	0	1	0	0									
Mark Bradley, R (5, PR)		4-3					K			1	0	0	0	0	1	1									
Danny Heep, L OBP: 0.625, SLG: 0.880 (1, 9)		2B 1B BB			WP 1B		K			3	1	1	0	1	1	1									
Mike Bishop, R OBP: 0.428, SLG: 0.400 (1, 2)		1B 2B			FC4-6 BB		1-2 2-3 3H 1B	F8		2	1	1	0	2	0	0									
Wally Backman, S OBP: 0.100, SLG: 0.100 (1, 5)		1B 3B 1B			FC4-6		K	5-3		4	1	1	2	0	1	4									
Brian Giles, R OBP: 0.313, SLG: 0.259 (1, 4)		1B 3B 1B			F8					3	2	1	0	1	0	1									
Mike Torrez, R Carlos Diaz, R George Foster, R Neil Allen, R (8, PH)		B1			K		K	1B BB		2	0	0	0	0	1	3									
Inning Stats	R: 0 E: 0 K: 1 S: 5	H: 0 LOB: 0 BB: 0 P: 5	R: 4 E: 0 K: 0 S: 7	H: 4 LOB: 1 BB: 1 P: 11	R: 0 E: 0 K: 1 S: 5	H: 0 LOB: 1 BB: 1 P: 9	R: 0 E: 0 K: 1 S: 5	H: 0 LOB: 3 BB: 2 P: 15	R: 0 E: 0 K: 2 S: 7	H: 0 LOB: 0 BB: 0 P: 7	R: 0 E: 0 K: 2 S: 8	H: 1 LOB: 1 BB: 0 P: 8	R: 2 E: 1 K: 0 S: 4	H: 1 LOB: 1 BB: 2 P: 12	R: 0 E: 0 K: 0 S: 5	H: 0 LOB: 0 BB: 0 P: 3	1B: 5 2B: 2 3B: 1 HR: 0	SF: 0 SAC: 0 DP: 0 HBP: 0	WP: 1 PB: 0 SB: 1 CS: 0	PA: 38					
PITCHER	IP	WLS	BF	H	R	ER	SO	BB	IBB	HBP	BLK	WP	HR	S	P	ERA	WHIP								
Lee Tunnell, R ERA: 6.92 (1, 1)	4.2		21	5	5	5	2	2	0	0	0	1	0	19	27	0.00	1.714								
Rod Scurry, L ERA: 0.96 (5, 1)	2.1		11	2	0	0	5	2	0	0	0	0	0	19	27	0.00	1.714								
Kent Tekulve, R ERA: 2.25 (8, 1)	1.0	L	6	1	2	1	0	2	0	0	0	0	0	4	12	9.00	3.000								



Batter	1	2	3	4	5	6	7	8	9	AB	R	H	RBI	BB	SO	LOB	TOP		
Mookie Wilson, S (1,8) OBP: 0.320, SLG: 0.375	0-0 6-3		0-0 1B	0-0 1B	0-0 1B	0-0 E6		0-0 K	0-3 K	5	0	2	2	0	1	0			
Bob Bailor, R (1,6) OBP: 0.286, SLG: 0.324	4-0 BB		0-0 F4	0-0 FC6-4	0-0 FC6-4	0-0 F5		0-0 F5	0-0 B4-3	4	0	0	0	1	0	4			
Dave Kingman, R (1,3) OBP: 0.255, SLG: 0.413	0-3 K		0-0 F8					0-3 K	0-0 5-3	5	0	0	0	0	3	2			
George Foster, R (1,7) OBP: 0.333, SLG: 0.333	0-0 F7			4-0 FC2-5 1B	0-0 6-3			4-0 FC3-6 BB		2	0	0	0	2	0	1			
Danny Heep, L (1,9) OBP: 0.611, SLG: 0.821		0-0 F8		0-0 FC2-5 1B	4-0 S BB			0-0 FC3-6 WP		3	1	1	0	1	0	1			
Ron Hodges, L (1,2) OBP: 0.278, SLG: 0.161		0-0 F6		0-0 FC2-5 1B	4-0 S BB			0-0 F8		3	0	0	0	1	0	3			
Hubie Brooks, R (1,5) OBP: 0.237, SLG: 0.297		0-0 F8		0-0 1B	0-0 G3			0-3 K		4	1	1	1	0	1	2			
Brian Giles, R (1,4) OBP: 0.306, SLG: 0.258			0-0 F9	0-0 1B	0-3 K			0-3 K		4	1	1	0	0	2	0			
Scott Holman, R (1,1) OBP: 0.500, SLG: 0.500				0-0 1B	0-0 G3			0-3 K		2	1	2	1	0	0	0			
Wally Backman, S (6,PH) OBP: 0.091, SLG: 0.091				0-0 1B						1	0	0	0	0	0	0			
Doug Sisk, R (6,1) OBP: 0.000, SLG: 0.000				0-0 1B						0	0	0	0	0	0	0			
Carlos Diaz, R (7,1) OBP: 0.000, SLG: 0.000				1-3 2-H 1B						0	0	0	0	0	0	0			
Neil Allen, R (7,1) OBP: 0.000, SLG: 0.000				1-3 2-H 1B						1	0	0	0	0	1	0			
Inning Stats	R: 0 E: 0 K: 1 S: 5	H: 0 LOB: 1 BB: 1 P: 9	R: 0 E: 0 K: 0 S: 3	H: 0 LOB: 0 BB: 0 P: 3	R: 1 E: 0 K: 0 S: 5	H: 2 LOB: 1 BB: 0 P: 5	R: 3 E: 0 K: 0 S: 7	H: 5 LOB: 2 BB: 1 P: 11	R: 0 E: 0 K: 1 S: 5	H: 0 LOB: 1 BB: 0 P: 6	R: 0 E: 0 K: 1 S: 5	H: 0 LOB: 1 BB: 1 P: 9	R: 0 E: 0 K: 3 S: 9	H: 0 LOB: 0 BB: 0 P: 9	R: 0 E: 0 K: 1 S: 5	H: 0 LOB: 0 BB: 0 P: 5	1B: 7 2B: 0 3B: 0 HR: 0	SF: 0 SAC: 0 DP: 0 HBP: 0	WP: 1 PA: 39
PITCHER	IP WLS BF H R ER SO BB IBB HBP BLK WP HR S P ERA WHIP																		
Phil Niekro, R (1,1) ERA: 7.59	3.2 19 7 4 4 1 2 0 0 0 0 0 0 0 19 27 9.82 2.455																		
Rick Behenna, R (4,1) ERA:	1.1 6 0 0 0 0 1 2 0 0 0 0 0 0 6 14 0.00 1.500																		
Craig McMurtry, R (6,1) ERA: 4.91	2.0 8 0 0 0 2 1 0 0 0 0 1 0 11 15 0.00 0.500																		
Steve Bedrosian, R (8,1) ERA: 4.7	1.0 3 0 0 0 3 0 0 0 0 0 0 0 9 9 0.00 0.000																		
Gene Garber, R (9,1) ERA:	1.0 W 3 0 0 0 1 0 0 0 0 0 0 0 5 5 0.00 0.000																		

New York Mets @ Atlanta Braves
Atlanta-Fulton County Stadium, Atlanta, GA
Fri Apr 22 1983, 6:05 PM EST
Att: 12,138 - Unknown

AB 34
R 4
H 7
RBI 4
BB 5
SO 8
LOB 13



Batter	1	2	3	4	5	6	7	8	9	AB	R	H	RBI	BB	SO	LOB	BOTTOM				
Brett Butler, L (1,8) OBP: 0.283, SLG: 0.300	4-0 FC1 S BB		0-0 L5		0-0 4-3		0-0 F7	4-0 FC4-6 BB		3	0	0	0	1	0	4					
Steve Bedrosian, R (8,1) OBP: 0.281, SLG: 0.316	0-0 F9			0-0 6-3	0-0 5-3		0-0 2B	0-0 FC4-6 BB		5	1	1	1	0	0	5					
Claudell Washington, L (1,9) OBP: 0.289, SLG: 0.429	0-0 FC1 CS			4-0 BLK BB BB		0-0 F4	0-0 2B	0-0 F8		4	0	1	2	1	0	1					
Dale Murphy, R (1,7) OBP: 0.436, SLG: 0.432	0-0 CS	4-0 G6-4-3 BB		4-0 BLK BB		4-0 BB	4-0 BB	4-0 1B BB		0	1	0	0	5	0	0					
Bob Horner, R (1,5) OBP: 0.370, SLG: 0.455		0-0 G6-4-3		4-0 G4-6-3 BB		0-0 F6	0-0 5-3	0-0 F8		4	0	0	0	1	0	5					
Chris Chambliss, L (1,3) OBP: 0.400, SLG: 0.619		0-0 4-3		0-0 G4-6-3		0-0 6-3		0-0 L7	0-0 1B	5	0	1	1	0	0	4					
Glenn Hubbard, R (1,4) OBP: 0.451, SLG: 0.571			4-0 4-3 S BB		0-0 F6		0-0 4-3 1B 2B	0-0 F9		3	1	1	0	1	0	0					
Bruce Benedict, R (1,2) OBP: 0.429, SLG: 0.462			0-0 4-3		0-0 4-3		0-0 4-3	0-0 BB BB		4	1	2	0	0	0	2					
Ken Smith, L (8,PR) OBP: 0.500, SLG: 2.000			1-3		0-0 2B 1B		2-3	0-0 BB 1B		0	0	0	0	0	0	0					
Gene Garber, R (9,1) OBP: 0.000, SLG: 0.000			0-0 F6		0-0 4-3 2B		4-0 2B BB	4-0 BB		1	0	0	0	0	0	1					
Phil Niekro, R (1,1) ERA: 7.59	5.0 20 2 1 1 0 6 0 0 0 0 0 0 7 15 9.82 2.455																				
Doug Sisk, R (6,1) ERA: 4.62	1.2 9 2 3 3 0 2 0 0 0 0 0 0 7 15 16.20 2.400																				
Carlos Diaz, L (7,1) ERA: 1.08	0.0 1 1 0 0 0 0 0 0 0 0 0 0 1 1 ∞ ∞																				
Neil Allen, R (7,1) ERA: 4.5	2.0 L 12 2 1 1 0 4 0 0 0 0 0 0 8 24 4.50 3.000																				
Inning Stats	R: 0 E: 0 K: 0 S: 2	H: 0 LOB: 1 BB: 1 P: 6	R: 0 E: 0 K: 0 S: 2	H: 0 LOB: 0 BB: 1 P: 6	R: 0 E: 0 K: 0 S: 3	H: 0 LOB: 1 BB: 1 P: 7	R: 0 E: 0 K: 0 S: 2	H: 0 LOB: 2 BB: 3 P: 14	R: 1 E: 0 K: 0 S: 5	H: 2 LOB: 1 BB: 0 P: 5	R: 0 E: 0 K: 0 S: 3	H: 0 LOB: 1 BB: 1 P: 7	R: 3 E: 0 K: 0 S: 6	H: 3 LOB: 2 BB: 2 P: 14	R: 0 E: 0 K: 0 S: 4	H: 1 LOB: 3 BB: 2 P: 12	R: 1 E: 0 K: 0 S: 3	H: 1 LOB: 1 BB: 1 P: 7	1B: 4 2B: 3 3B: 0 HR: 0	SF: 0 SAC: 0 DP: 2 HBP: 0	WP: 0 PA: 43
PITCHER	IP WLS BF H R ER SO BB IBB HBP BLK WP HR S P ERA WHIP																				
Scott Holman, R (1,1) ERA: 4.22	5.0 20 2 1 1 0 6 0 0 0 0 0 0 7 15 16.20 2.400																				
Doug Sisk, R (6,1) ERA: 4.62	1.2 9 2 3 3 0 2 0 0 0 0 0 0 7 15 16.20 2.400																				
Carlos Diaz, L (7,1) ERA: 1.08	0.0 1 1 0 0 0 0 0 0 0 0 0 0 1 1 ∞ ∞																				
Neil Allen, R (7,1) ERA: 4.5	2.0 L 12 2 1 1 0 4 0 0 0 0 0 0 8 24 4.50 3.000																				

New York Mets @ Atlanta Braves
Atlanta-Fulton County Stadium, Atlanta, GA
Fri Apr 22 1983, 6:05 PM EST
Att: 12,138 - Unknown

AB 30
R 5
H 7
RBI 5
BB 12
SO 0
LOB 22




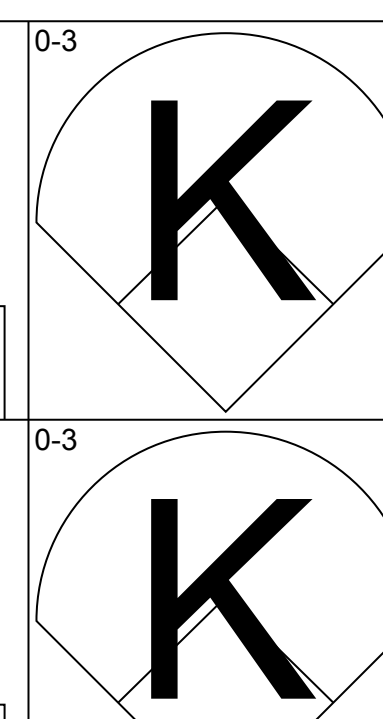
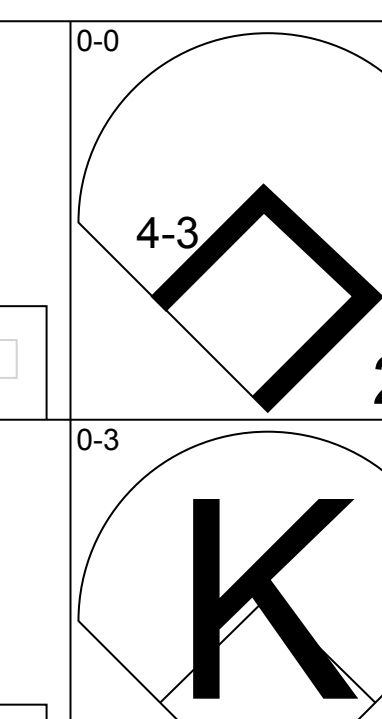
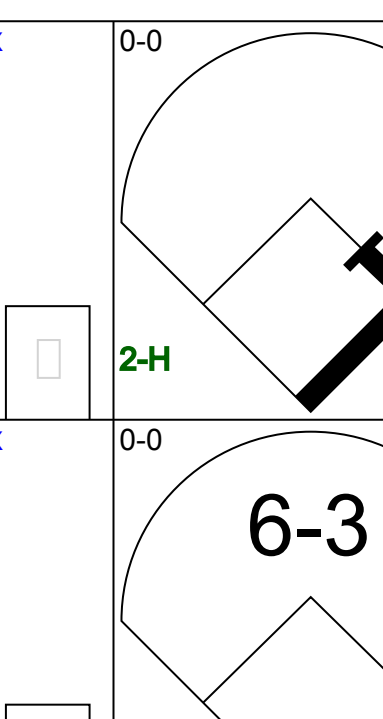
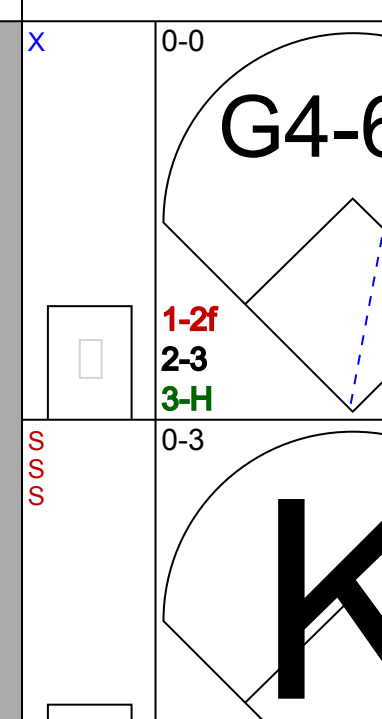
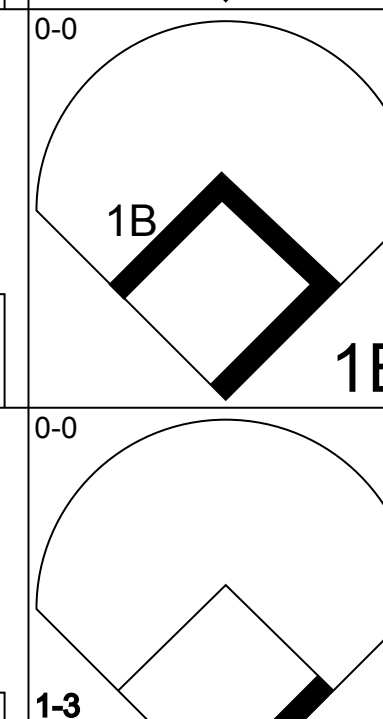
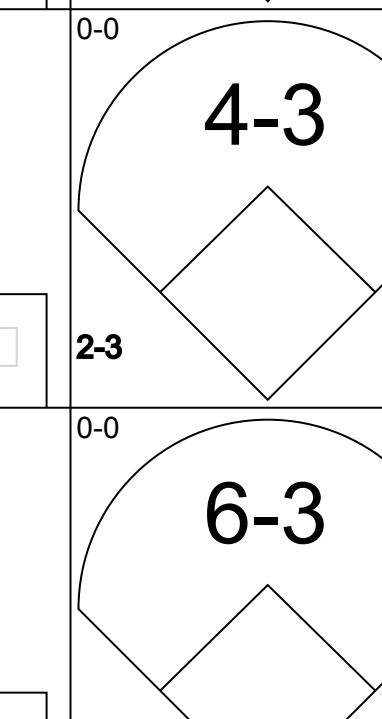


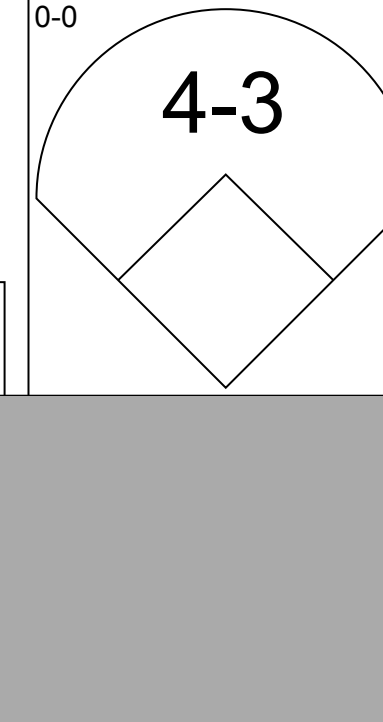



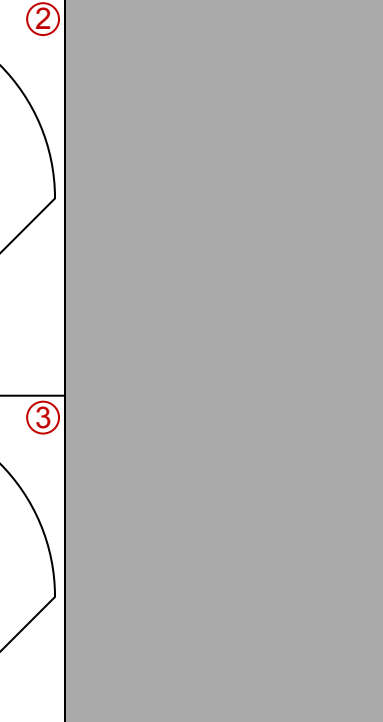


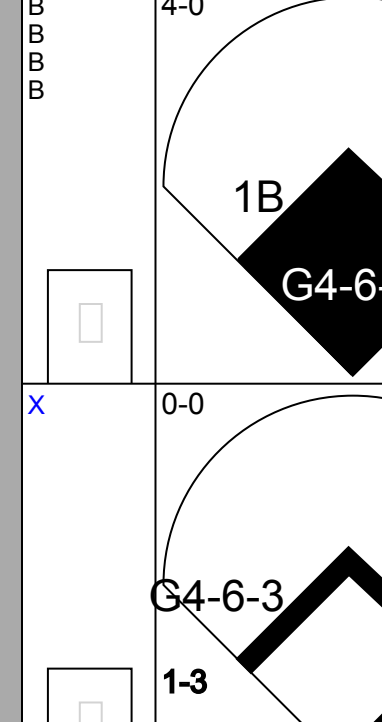
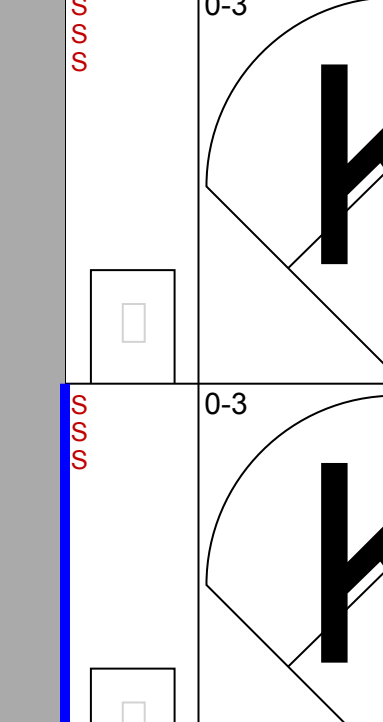

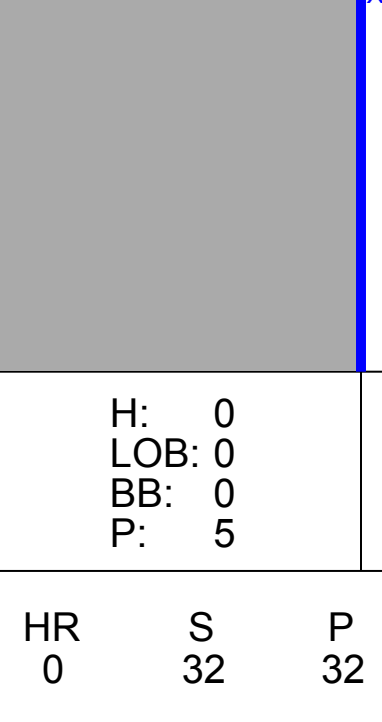

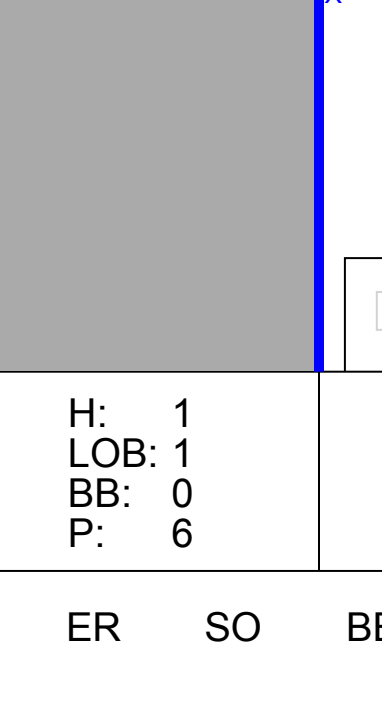
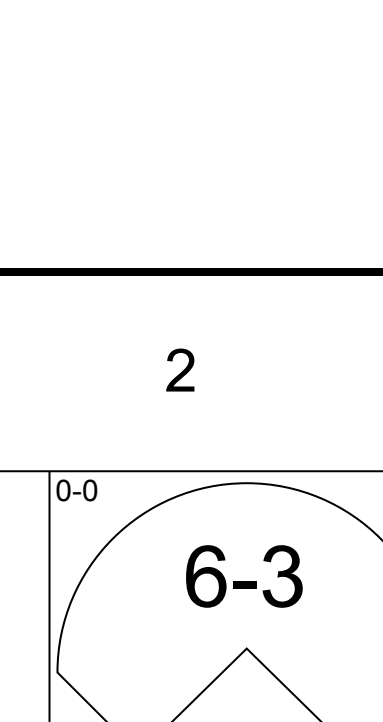
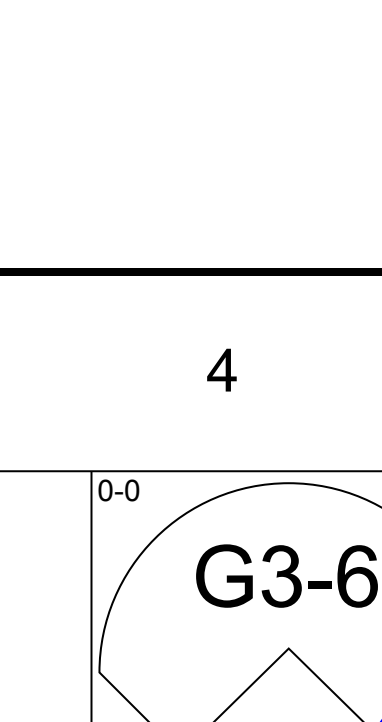
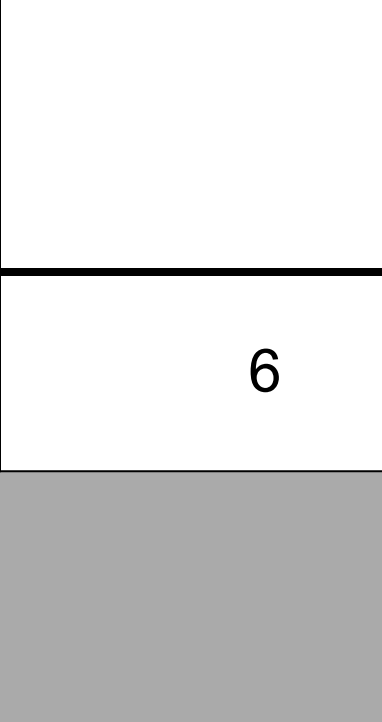
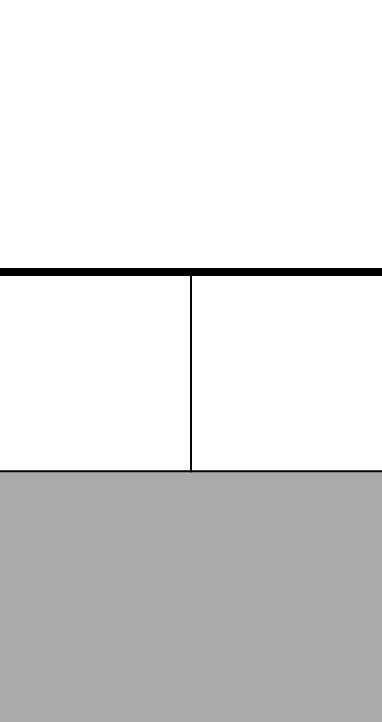


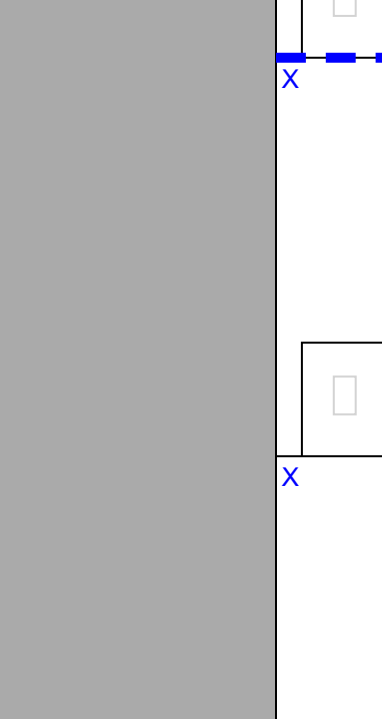

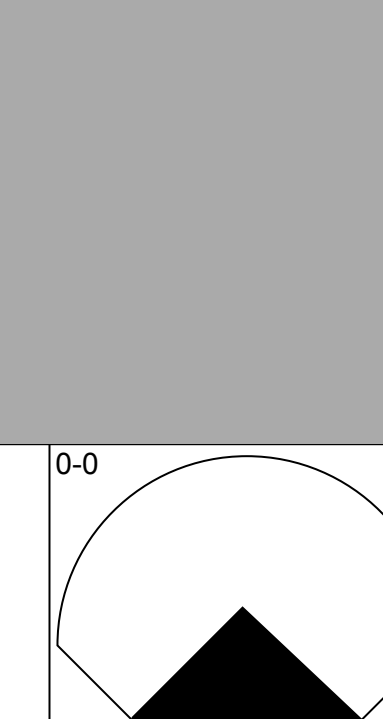

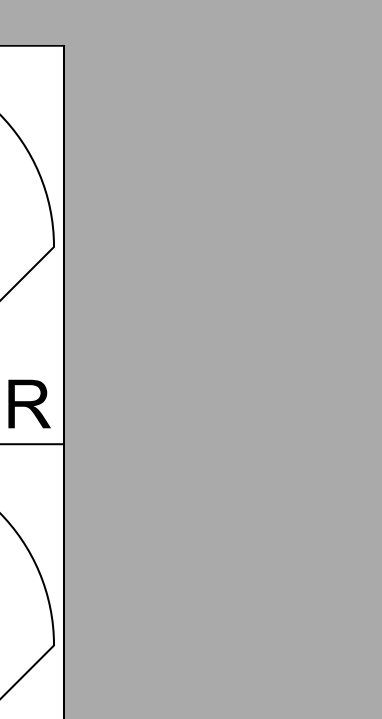
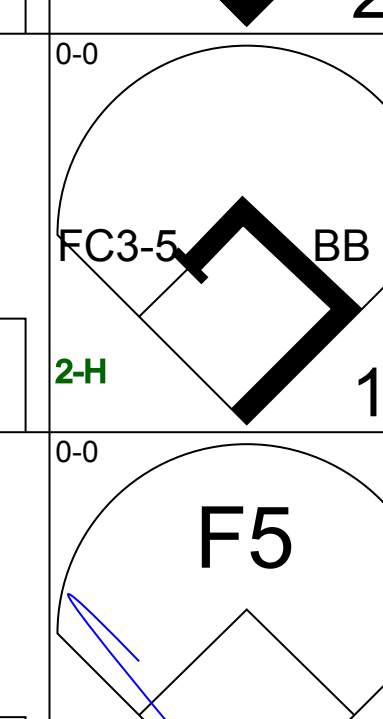
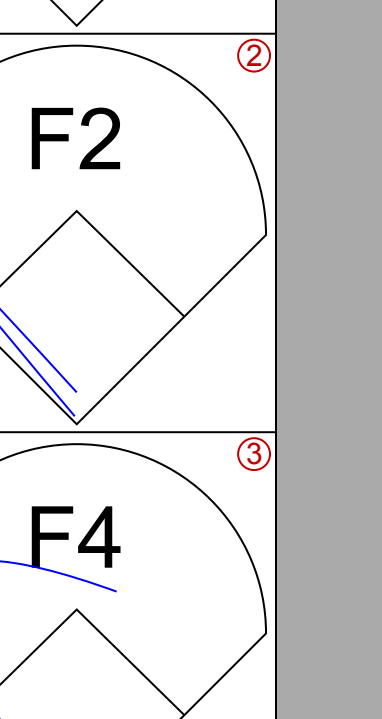
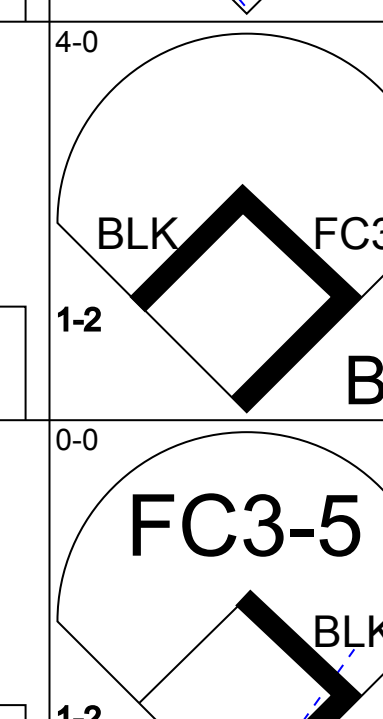


Batter	1	2	3	4	5	6	7	8	9	AB	R	H	RBI	BB	SO	LOB	TOP										
Danny Heep, L OBP: 0.550, SLG: 0.719 (1, 9)	F5		1-3		FC2-5			F7		4	0	0	0	0	0	2	New York Mets @ Atlanta Braves Atlanta-Fulton County Stadium, Atlanta, GA Sun Apr 24 1983, 3:33 AM EDT Unknown										
Bob Bailor, R OBP: 0.281, SLG: 0.293 (1, 6)	1-3		F8		G6-4-3			F9		4	0	0	0	0	0	2											
Mookie Wilson, S OBP: 0.296, SLG: 0.346 (1, 8)	4-3		4-3							4	0	0	0	0	0	0											
Dave Kingman, R OBP: 0.255, SLG: 0.460 (1, 3)		HR			F9			F8		4	1	1	1	0	1	0											
George Foster, R OBP: 0.326, SLG: 0.400 (1, 7)		E6			L8			HR		4	1	1	1	0	0	0											
Ron Hodges, L OBP: 0.275, SLG: 0.147 (1, 2)		FC3-6			1-3			F8		3	0	0	0	0	0	1											
Brian Giles, R OBP: 0.325, SLG: 0.286 (1, 4)								HBP		4	1	2	0	0	0	1											
Hubie Brooks, R OBP: 0.244, SLG: 0.300 (1, 5)		6-3			FC2-5			F8		3	0	1	0	0	0	2											
Craig Swan, R OBP: 0.167, SLG: 0.167 (1, 1)										2	0	1	1	0	0	2											
Doug Sisk, R (6, 1)	6-3									0	0	0	0	0	0	0											
Wally Backman, S OBP: 0.083, SLG: 0.083 (8, PH)										1	0	0	0	0	0	0											
Mike Torrez, R (8, 1)										0	0	0	0	0	0	0											
Inning Stats	R: 0 E: 0 K: 0 S: 3	H: 0 LOB: 0 BB: 0 P: 3	R: 1 E: 1 K: 0 S: 6	H: 2 LOB: 2 BB: 0 P: 6	R: 0 E: 0 K: 0 S: 3	H: 0 LOB: 0 BB: 0 P: 3	R: 0 E: 0 K: 0 S: 3	H: 0 LOB: 0 BB: 0 P: 3	R: 1 E: 0 K: 1 S: 5	H: 3 LOB: 1 BB: 0 P: 5	R: 0 E: 0 K: 0 S: 3	H: 0 LOB: 0 BB: 0 P: 3	R: 0 E: 0 K: 0 S: 3	H: 0 LOB: 0 BB: 0 P: 3	R: 1 E: 0 K: 0 S: 4	H: 1 LOB: 1 BB: 0 P: 5	1B: 4 2B: 0 3B: 0 HR: 2	SF: 0 SAC: 0 DP: 1 HBP: 1	WP: 0 PB: 0 CS: 0	PA: 34							
PITCHER	IP	WLS	BF	H	R	ER	SO	BB	IBB	HBP	BLK	WP	HR	S	P	ERA	WHIP										
Rick Camp, R ERA: 2.05 (1, 1)	8.2	W	33	6	3	3	1	0	0	1	0	0	2	34	35	3.12	0.692										
Gene Garber, R ERA: (9, 1)	0.1	S	1	0	0	0	0	0	0	0	0	0	0	1	1	0.00	0.000										

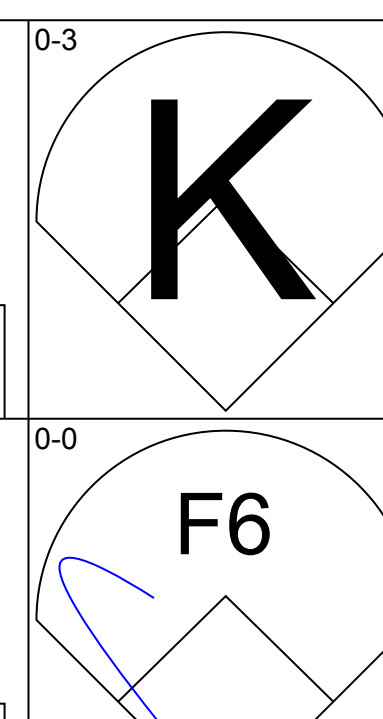
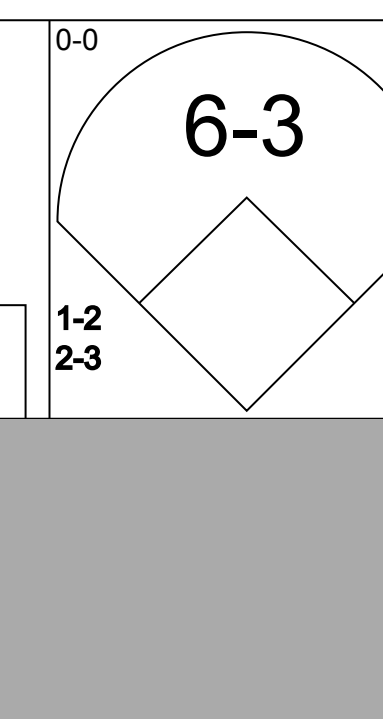
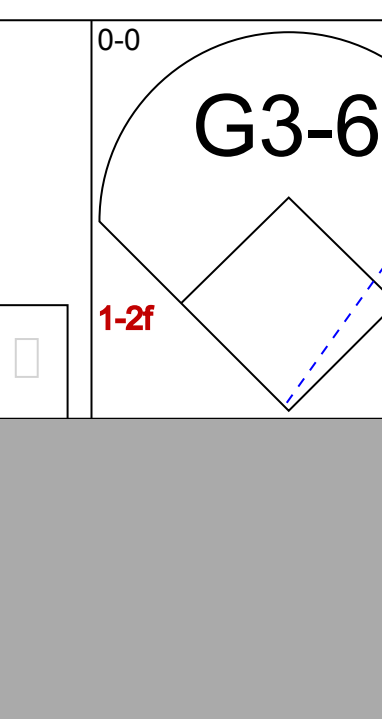
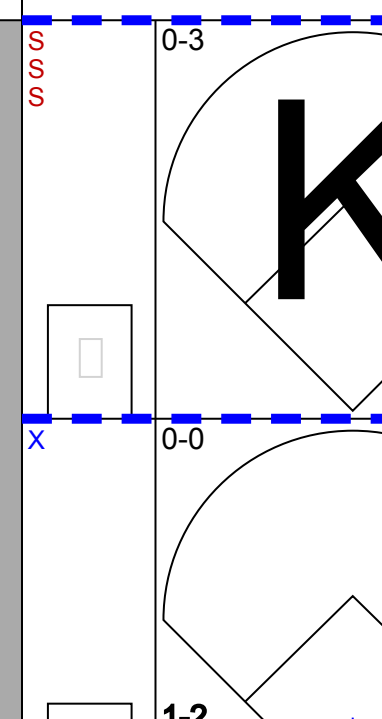
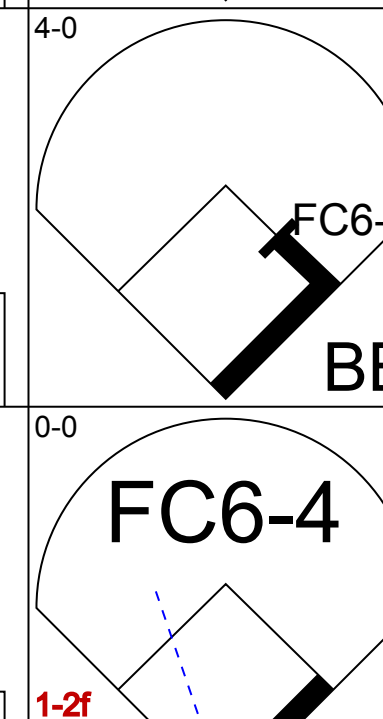
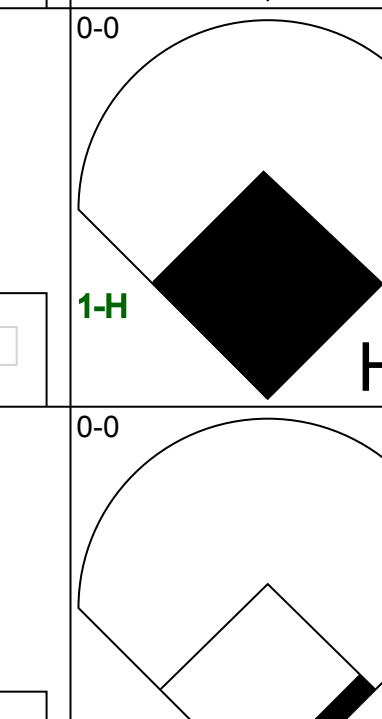
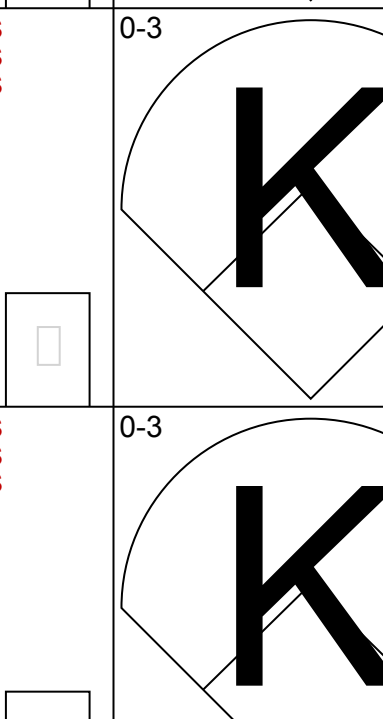
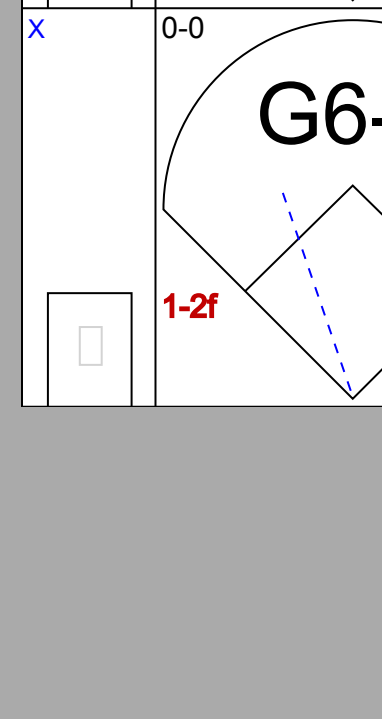

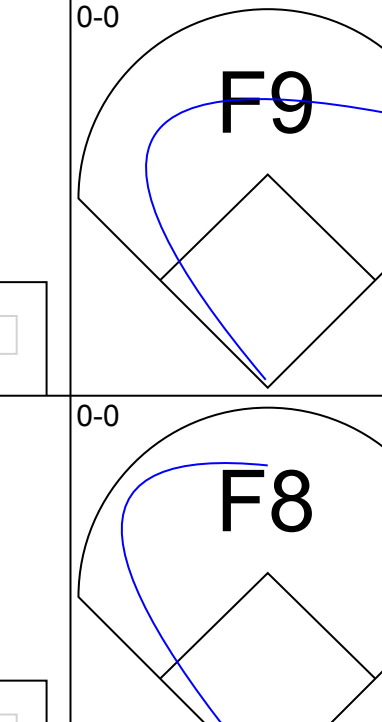






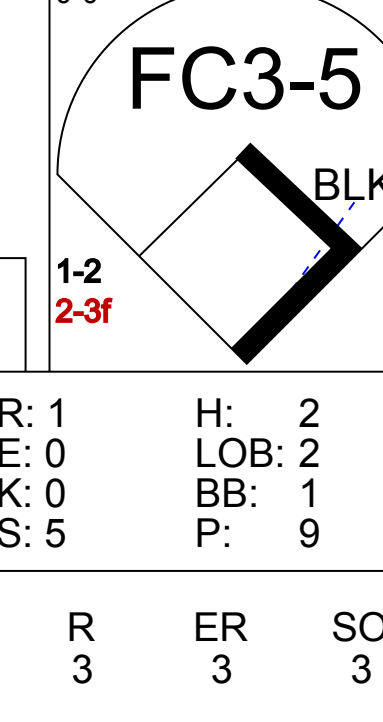
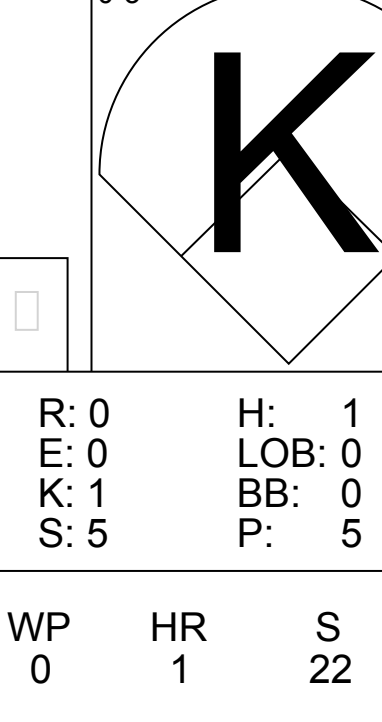
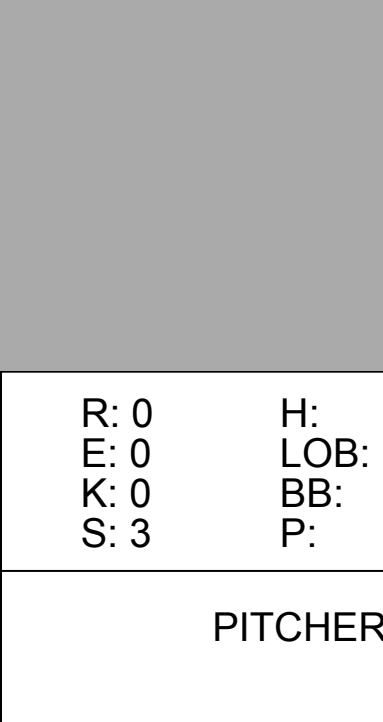
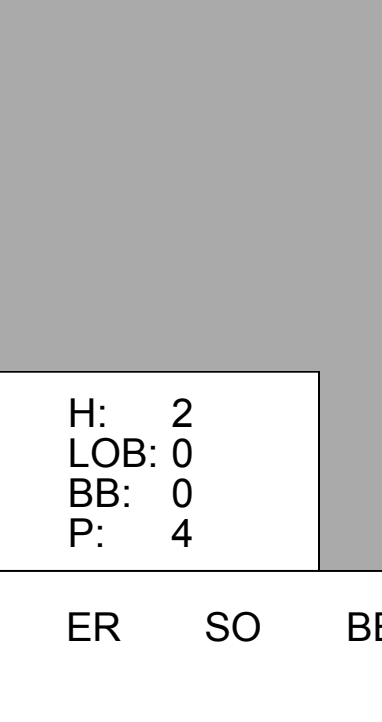




AB	33
R	3
H	6
RBI	3
BB	0
SO	1
LOB	10




Batter	1	2	3	4	5	6	7	8	9	AB	R	H	RBI	BB	SO	LOB	BOTTOM										
Brett Butler, L OBP: 0.316, SLG: 0.321 (1, 8)	CS	G3								3	0	2	0	1	0	1	New York Mets @ Atlanta Braves Atlanta-Fulton County Stadium, Atlanta, GA Sun Apr 24 1983, 3:33 AM EDT Unknown										
Rafael Ramirez, R OBP: 0.282, SLG: 0.295 (1, 6)	F9		F4		9-3		FC6-4			4	1	0	0	0	0	3											
Claudell Washington, L OBP: 0.333, SLG: 0.467 (1, 9)										3	2	2	1	1	1	0											
Dale Murphy, R OBP: 0.441, SLG: 0.458 (1, 7)										4	1	2	1	0	1	1											
Bob Horner, R OBP: 0.379, SLG: 0.521 (1, 5)										4	1	2	3	0	0	1											
Chris Chambliss, L OBP: 0.448, SLG: 0.628 (1, 3)										1	0	1	0	3	0	0											
Ken Smith, L OBP: 0.500, SLG: 2.000 (8, FR) (9, 3)										0	0	0	0	0	0	0											
Glenn Hubbard, R OBP: 0.455, SLG: 0.556 (1, 4)										3	0	1	0	1	0	2											
Bruce Benedict, R OBP: 0.415, SLG: 0.465 (1, 2)										4	1	1	0	0	1	6											
Rick Camp, R OBP: 0.154, SLG: 0.182 (1, 1)										4	0	1	1	0	1	3											
Gene Garber, R (9, 1)										0	0	0	0	0	0	0											
Inning Stats	R: 1 E: 0 K: 0 S: 4	H: 2 LOB: 1 BB: 1 P: 8	R: 1 E: 0 K: 0 S: 4	H: 2 LOB: 1 BB: 1 P: 8	R: 0 E: 0 K: 1 S: 5	H: 0 LOB: 0 BB: 0 P: 5	R: 0 E: 0 K: 0 S: 3	H: 1 LOB: 1 BB: 1 P: 7	R: 0 E: 0 K: 0 S: 3	H: 1 LOB: 0 BB: 0 P: 3	R: 3 E: 0 K: 0 S: 5	H: 3 LOB: 0 BB: 1 P: 9	R: 1 E: 0 K: 1 S: 6	H: 1 LOB: 1 BB: 1 P: 10	R: 0 E: 0 K: 2 S: 8	H: 2 LOB: 3 BB: 1 P: 12	1B: 7 2B: 5 3B: 0 HR: 1	SF: 0 SAC: 0 DP: 3 HBP: 0	WP: 0 PB: 1 CS: 2	PA: 36							
PITCHER	IP	WLS	BF	H	R	ER	SO	BB	IBB	HBP	BLK	WP	HR	S	P	ERA	WHIP										
Craig Swan, R ERA: 6.75 (1, 1)	5.0	L	24	9	5	5	1	4	0	0	0	0	1	22	38	9.00	2.600										
Doug Sisk, R ERA: 4.75 (6, 1)	2.0		7	1	1	1	1	1	0	0	0	0	0	8	12	4.50	1.000										
Mike Torrez, R ERA: 9.24 (8, 1)	1.0		5	2	0	0	2	1	0	0	0	0	0	8	12	0.00	3.000										




Batter	1	2	3	4	5	6	7	8	9	AB	R	H	RBI	BB	SO	LOB	TOP				
Danny Heep, L OBP: 0.545, SLG: 0.722										4	0	2	1	0	1	2	New York Mets @ Atlanta Braves Atlanta-Fulton County Stadium, Atlanta, GA Sun Apr 24 1983, 3:38 AM EDT Att: 18,568 - Unknown				
Brian Giles, R OBP: 0.295, SLG: 0.256										4	0	0	0	0	3	2					
Mookie Wilson, S OBP: 0.328, SLG: 0.375										4	1	3	0	0	0	1					
George Foster, R OBP: 0.320, SLG: 0.386										4	0	1	0	0	0	3					
Rusty Staub, L (1, 3)										4	0	0	1	0	0	3					
Hubie Brooks, R OBP: 0.244, SLG: 0.295										4	0	1	0	0	1	1					
Mike Bishop, R OBP: 0.364, SLG: 0.250										3	1	0	0	1	2	1					
Ron Gardenhire, R OBP: 0.200, SLG: 0.200										3	0	2	0	0	0	1					
Ron Hodges, L OBP: 0.236, SLG: 0.143										1	0	0	0	0	1	0					
Rick Ownbey, R Wally Backman, S Jesse Orosco, R Mike Jorgensen, L Doug Sisk, R Carlos Diaz, R Neil Allen, R Dave Kingman, R										1	0	0	0	0	0	0					
Inning Stats	R: 0 E: 0 K: 2 S: 9	H: 2 LOB: 2 BB: 0 P: 9	R: 0 E: 0 K: 0 S: 4	H: 1 LOB: 1 BB: 0 P: 4	R: 0 E: 0 K: 1 S: 6	H: 1 LOB: 1 BB: 0 P: 6	R: 0 E: 0 K: 1 S: 5	H: 0 LOB: 0 BB: 0 P: 5	R: 1 E: 1 K: 0 S: 4	H: 2 LOB: 0 BB: 0 P: 4	R: 1 E: 0 K: 0 S: 4	H: 1 LOB: 1 BB: 0 P: 4	R: 0 E: 0 K: 1 S: 6	H: 1 LOB: 1 BB: 0 P: 6	R: 0 E: 0 K: 2 S: 7	H: 0 LOB: 0 BB: 0 P: 7		1B: 8 2B: 1 3B: 0 HR: 0	SF: 0 SAC: 0 DP: 1 HBP: 0	WP: 0 PB: 0 CS: 0	PA: 36
PITCHER	IP WLS BF H R ER SO BB IBB HBP BLK WP HR S P ERA WHIP																				
Craig McMurtry, R ERA: 3.71	(1, 1) 6.0 24 7 2 1 4 0 0 0 0 0 0 0 32 32 1.50 1.167																				
Steve Bedrosian, R ERA: 4.22	(7, 1) 3.0 W 12 2 1 1 4 2 0 0 0 0 0 0 18 26 3.00 1.333																				

Batter	1	2	3	4	5	6	7	8	9	AB	R	H	RBI	BB	SO	LOB	BOTTOM				
Claudell Washington, L OBP: 0.309, SLG: 0.429										4	0	0	0	0	2	5	New York Mets @ Atlanta Braves Atlanta-Fulton County Stadium, Atlanta, GA Sun Apr 24 1983, 3:38 AM EDT Att: 18,568 - Unknown				
Rafael Ramirez, R OBP: 0.277, SLG: 0.297										3	1	1	1	1	0	0					
Dale Murphy, R OBP: 0.444, SLG: 0.510										3	1	1	2	1	1	2					
Bob Horner, R OBP: 0.387, SLG: 0.577										4	1	2	1	0	1	1					
Terry Harper, R OBP: 0.588, SLG: 0.769										4	1	2	0	0	0	1					
Bob Watson, R OBP: 0.495, SLG: 0.545										4	0	1	1	0	0	2					
Ken Smith, L OBP: 0.500, SLG: 2.000										0	0	0	0	0	0	0					
Glenn Hubbard, R OBP: 0.424, SLG: 0.510										4	0	0	0	0	1	3					
Bruce Benedict, R OBP: 0.446, SLG: 0.489										2	0	2	0	1	0	0					
Brett Butler, L OBP: 0.316, SLG: 0.321										0	1	0	0	0	0	0					
Larry Owen, R (8, 2)										0	0	0	0	0	0	0					
Craig McMurtry, R OBP: 0.200, SLG: 0.200										2	0	0	0	0	1	3					
Steve Bedrosian, R (7, 1)										1	0	0	0	0	0	1					
Inning Stats	R: 0 E: 0 K: 1 S: 5	H: 0 LOB: 1 BB: 1 P: 9	R: 1 E: 0 K: 0 S: 5	H: 2 LOB: 2 BB: 1 P: 9	R: 2 E: 0 K: 1 S: 7	H: 2 LOB: 1 BB: 1 P: 11	R: 0 E: 0 K: 1 S: 5	H: 1 LOB: 0 BB: 0 P: 5	R: 0 E: 0 K: 2 S: 7	H: 0 LOB: 0 BB: 0 P: 7	R: 0 E: 0 K: 0 S: 3	H: 0 LOB: 0 BB: 0 P: 3	R: 1 E: 1 K: 1 S: 7	H: 2 LOB: 2 BB: 0 P: 7	R: 1 E: 0 K: 0 S: 4	H: 2 LOB: 0 BB: 0 P: 4		1B: 6 2B: 2 3B: 0 HR: 2	SF: 0 SAC: 0 DP: 3 HBP: 0	WP: 0 PB: 0 CS: 0	PA: 34
PITCHER	IP WLS BF H R ER SO BB IBB HBP BLK WP HR S P ERA WHIP																				
Rick Ownbey, R ERA: 5.06	(1, 1) 4.0 19 5 3 3 3 3 0 0 0 0 0 0 10 10 6.75 2.000																				
Jesse Orosco, L ERA: 1.53	(5, 1) 2.0 6 0 0 0 2 0 0 0 0 0 0 0 10 10 0.00 0.000																				
Doug Sisk, R ERA: 4.76	(7, 1) 0.0 L 2 1 1 0 0 0 0 0 0 0 0 0 2 2 ∞ ∞																				
Carlos Diaz, L ERA: 1.04	(7, 1) 0.1 1 0 0 0 1 0 0 0 0 0 0 0 3 3 0.00 0.000																				
Neil Allen, R ERA: 4.7	(7, 1) 1.2 6 3 1 1 0 0 0 0 0 0 0 1 6 6 5.40 1.800																				



Batter	1	2	3	4	5	6	7	8	9	AB	R	H	RBI	BB	SO	LOB	TOP			
Danny Heep, L OBP: 0.500, SLG: 0.650 (1, 9)	1-3		K		G3			F7		4	0	0	0	0	1	0	<p>New York Mets @ Cincinnati Reds Riverfront Stadium, Cincinnati, OH Tue Apr 26 1983, 7:05 PM EDT Att: 11,126 - Unknown</p> <p>livebaseballscores.com</p> <p>AB 33 R 0 H 6 RBI 0 BB 0 SO 9 LOB 16</p> 			
Hubie Brooks, R OBP: 0.245, SLG: 0.292 (1, 5)	F9		1B			K		F9		4	0	1	0	0	1	0				
Mookie Wilson, S OBP: 0.339, SLG: 0.417 (1, 8)	K		F7			2B		2B		4	0	2	0	0	1	1				
Dave Kingman, R OBP: 0.232, SLG: 0.418 (1, 3)		E5 1B	6-3			F3		F9		4	0	0	0	0	0	3				
George Foster, R OBP: 0.315, SLG: 0.375 (1, 7)		1B 1-2 1B		6-3		F8		K		4	0	1	0	0	1	2				
Ron Hodges, L OBP: 0.287, SLG: 0.154 (1, 2)		1-2 2-3 1B		F8			G3	K2-3		4	0	1	0	0	1	1				
Brian Giles, R OBP: 0.298, SLG: 0.262 (7, 6)		K				CS 1B		F9		3	0	1	0	0	1	3				
Ron Gardenhire, R OBP: 0.154, SLG: 0.154 Doug Sisk, R (7, 1)		K		CS	5-3			6-3		3	0	0	0	0	1	3				
Tom Seaver, R OBP: 0.333, SLG: 0.750 Neil Allen, R (6, 1)		K		1-2 K				5-3		0	0	0	0	0	0	0				
Wally Backman, S OBP: 0.071, SLG: 0.071 (7, 4)		K						5-3		1	0	0	0	0	0	0				
Inning Stats	R: 0 E: 0 K: 1 S: 5	H: 0 LOB: 0 BB: 0 P: 5	R: 0 E: 1 K: 3 S: 12	H: 2 LOB: 3 BB: 0 P: 12	R: 0 E: 0 K: 1 S: 6	H: 1 LOB: 1 BB: 0 P: 6	R: 0 E: 0 K: 0 S: 3	H: 1 LOB: 0 BB: 0 P: 3	R: 0 E: 0 K: 1 S: 5	H: 0 LOB: 0 BB: 0 P: 5	R: 0 E: 0 K: 1 S: 6	H: 1 LOB: 1 BB: 0 P: 6	R: 0 E: 0 K: 0 S: 3	H: 0 LOB: 0 BB: 0 P: 3	R: 0 E: 0 K: 2 S: 8	H: 1 LOB: 1 BB: 0 P: 8	1B: 4 2B: 2 3B: 0 HR: 0	SF: 0 SAC: 0 DP: 0 HBP: 0	WP: 0 PB: 0 SB: 0 CS: 1	PA: 34
PITCHER Bruce Berenyi, R ERA: 1.82 (1, 1)	IP: 9.0 WLS: W BF: 33 H: 6 R: 0 ER: 0 SO: 9 BB: 0 IBB: 0 HBP: 0 BLK: 0 WP: 0 HR: 0 S: 51 P: 51 ERA: 0.00 WHIP: 0.667																			

Batter	1	2	3	4	5	6	7	8	9	AB	R	H	RBI	BB	SO	LOB	BOTTOM			
Dave Concepcion, R OBP: 0.342, SLG: 0.281 Tom Foley, L OBP: 0.500, SLG: 0.500 (9, 6)	L4-3 BB		S 1B		F7	BB 1B		F7		4	1	2	1	1	0	0	<p>New York Mets @ Cincinnati Reds Riverfront Stadium, Cincinnati, OH Tue Apr 26 1983, 7:05 PM EDT Att: 11,126 - Unknown</p> <p>livebaseballscores.com</p> <p>AB 32 R 7 H 12 RBI 7 BB 8 SO 4 LOB 18</p> 			
Eddie Milner, L OBP: 0.316, SLG: 0.243 (1, 8)	L4-3 1-2		FC6-4 BB		K	1B BB		BB HBP 1B		3	0	1	0	2	1	1				
Cesar Cedeno, R OBP: 0.468, SLG: 0.500 (1, 9)	F8		FC6-4 1-2		WP 2B	1-2 2-H 1B		BB HBP		4	1	2	1	0	0	2				
Johnny Bench, R OBP: 0.324, SLG: 0.403 Wayne Krenchicki, L OBP: 0.200, SLG: 0.222 (7, 5)		4-3		6-3	2B 2B	3-1		F7		4	1	1	1	0	0	2				
Dan Driessen, L OBP: 0.451, SLG: 0.407 (1, 3)		L6-3 BB		G3	2B BB		F8	1-2 2-3 BB		2	1	0	0	3	0	0				
Ron Oester, S OBP: 0.400, SLG: 0.531 (1, 4)		L6-3 1-2		BB 2B 1B	1-H 2-H 2B		1B	K		5	1	3	2	0	1	4				
Duane Walker, L OBP: 0.368, SLG: 0.529 (1, 7)			G3	2B 1B		SH2-3 1B BB		1B		2	1	1	0	2	0	0				
Dann Bilardello, R OBP: 0.318, SLG: 0.591 (1, 2)			HR	1-3 2-H 2B		F8	K			4	1	2	2	0	1	3				
Bruce Berenyi, R OBP: 0.100, SLG: 0.100 (1, 1)			K	4-1		SH2-3	5-3			3	0	0	0	0	1	4				
Inning Stats	R: 0 E: 0 K: 0 S: 2	H: 0 LOB: 1 BB: 1 P: 6	R: 0 E: 0 K: 0 S: 2	H: 0 LOB: 1 BB: 1 P: 6	R: 1 E: 0 K: 1 S: 7	H: 2 LOB: 2 BB: 1 P: 11	R: 1 E: 0 K: 0 S: 5	H: 2 LOB: 2 BB: 1 P: 9	R: 3 E: 0 K: 1 S: 7	H: 3 LOB: 1 BB: 1 P: 11	R: 2 E: 0 K: 0 S: 5	H: 2 LOB: 2 BB: 2 P: 13	R: 0 E: 0 K: 1 S: 7	H: 2 LOB: 2 BB: 0 P: 7	R: 0 E: 0 K: 1 S: 6	H: 1 LOB: 3 BB: 1 P: 11		1B: 7 2B: 6 3B: 0 HR: 1	SF: 0 SAC: 1 DP: 2 HBP: 1	WP: 1 PB: 0 SB: 1 CS: 0
PITCHER Tom Seaver, R ERA: 2.33 Neil Allen, R ERA: 6.23 Doug Sisk, R ERA: 4.05 (6, 1)	IP: 5.0 WLS: L BF: 24 H: 7 R: 2 ER: 2 SO: 5 BB: 2 IBB: 0 HBP: 0 BLK: 0 WP: 0 HR: 1 S: 23 P: 43 ERA: 9.00 WHIP: 2.400																			
PITCHER Bruce Berenyi, R ERA: 1.82 (1, 1)	IP: 9.0 WLS: W BF: 33 H: 6 R: 0 ER: 0 SO: 9 BB: 0 IBB: 0 HBP: 0 BLK: 0 WP: 0 HR: 0 S: 51 P: 51 ERA: 0.00 WHIP: 0.667																			

Batter	1	2	3	4	5	6	7	8	9	AB	R	H	RBI	BB	SO	LOB	TOP			
Mookie Wilson, S OBP: 0.348, SLG: 0.438										4	0	2	0	0	0	0	New York Mets @ Cincinnati Reds Riverfront Stadium, Cincinnati, OH Wed Apr 27 1983, 3:33 AM EDT Att: 10,720 - Unknown			
Ron Gardenhire, R OBP: 0.118, SLG: 0.118										4	0	0	0	0	0	3				
Dave Kingman, R OBP: 0.217, SLG: 0.390										4	0	0	0	0	0	1				
George Foster, R OBP: 0.328, SLG: 0.360										2	1	0	0	2	0	0				
Hubie Brooks, R OBP: 0.245, SLG: 0.288										4	0	1	0	0	0	2				
Mark Bradley, R										3	0	0	0	0	1	0				
Danny Heep, L OBP: 0.490, SLG: 0.650										0	0	0	1	0	0	0				
Brian Giles, R OBP: 0.314, SLG: 0.304										4	1	2	0	0	1	1				
Ronn Reynolds, R										3	0	0	0	0	2	2				
Mike Torrez, R OBP: 0.143, SLG: 0.143										3	0	1	1	0	0	0				
Jesse Orosco, R										0	0	0	0	0	0	0				
Inning Stats	R: 0 E: 0 K: 0 S: 4	H: 1 LOB: 2 BB: 1 P: 8	R: 0 E: 0 K: 0 S: 3	H: 1 LOB: 0 BB: 0 P: 3	R: 0 E: 0 K: 0 S: 3	H: 0 LOB: 0 BB: 0 P: 3	R: 0 E: 0 K: 0 S: 3	H: 0 LOB: 0 BB: 0 P: 3	R: 1 E: 0 K: 1 S: 8	H: 3 LOB: 2 BB: 0 P: 8	R: 0 E: 0 K: 3 S: 9	H: 0 LOB: 0 BB: 0 P: 9	R: 0 E: 0 K: 0 S: 3	H: 0 LOB: 0 BB: 0 P: 3	R: 1 E: 0 K: 0 S: 4	H: 1 LOB: 1 BB: 1 P: 8	1B: 4 2B: 2 3B: 0 HR: 0	SF: 1 SAC: 0 DP: 0 HBP: 0	WP: 0 PB: 0 SB: 2 CS: 1	PA: 34
PITCHER	IP WLS BF H R ER SO BB IBB HBP BLK WP HR S P ERA WHIP																			
Joe Price, L ERA: 2.16	(1, 1) 8.1 L 32 6 2 2 4 2 0 0 0 0 0 0 38 46 2.16 0.960																			
Tom Hume, R ERA: 9.35	(9, 1) 0.2 2 0 0 0 0 0 0 0 0 0 0 0 2 2 0.00 0.000																			

Batter	1	2	3	4	5	6	7	8	9	AB	R	H	RBI	BB	SO	LOB	BOTTOM					
Dave Concepcion, R OBP: 0.338, SLG: 0.269										3	1	0	0	1	0	0	New York Mets @ Cincinnati Reds Riverfront Stadium, Cincinnati, OH Wed Apr 27 1983, 3:33 AM EDT Att: 10,720 - Unknown					
Eddie Milner, L OBP: 0.317, SLG: 0.236										2	0	0	0	1	0	0						
Cesar Cedeno, R OBP: 0.470, SLG: 0.509										3	0	1	1	1	0	1						
Johnny Bench, R OBP: 0.307, SLG: 0.380										4	0	0	0	0	0	3						
Dan Driessen, L OBP: 0.440, SLG: 0.386										3	0	0	0	1	1	1						
Ron Oester, S OBP: 0.405, SLG: 0.544										4	0	2	0	0	0	2						
Duane Walker, L OBP: 0.354, SLG: 0.500										3	0	1	0	0	1	1						
Alan Knicely, R OBP: 0.200, SLG: 0.200										1	0	0	0	0	1	1						
Dann Bilardello, R OBP: 0.269, SLG: 0.500										4	0	0	0	0	0	2						
Joe Price, R OBP: 0.182, SLG: 0.182										3	0	0	0	0	2	1						
Tom Hume, R										0	0	0	0	0	0	0						
Inning Stats	R: 0 E: 0 K: 0 S: 3	H: 0 LOB: 0 BB: 0 P: 3	R: 0 E: 0 K: 0 S: 4	H: 1 LOB: 1 BB: 0 P: 4	R: 0 E: 0 K: 0 S: 3	H: 0 LOB: 0 BB: 0 P: 3	R: 0 E: 0 K: 0 S: 3	H: 0 LOB: 1 BB: 1 P: 7	R: 0 E: 0 K: 1 S: 6	H: 1 LOB: 1 BB: 0 P: 6	R: 1 E: 0 K: 0 S: 4	H: 1 LOB: 2 BB: 2 P: 12	R: 0 E: 0 K: 2 S: 7	H: 0 LOB: 0 BB: 0 P: 7	R: 0 E: 0 K: 0 S: 3	H: 0 LOB: 1 BB: 1 P: 7	R: 0 E: 0 K: 2 S: 8	H: 1 LOB: 1 BB: 0 P: 8	1B: 2 2B: 2 3B: 0 HR: 0	SF: 0 SAC: 1 DP: 0 HBP: 0	WP: 0 PB: 0 SB: 2 CS: 0	PA: 35
PITCHER	IP WLS BF H R ER SO BB IBB HBP BLK WP HR S P ERA WHIP																					
Mike Torrez, R ERA: 6.1	(1, 1) 8.0 W 31 3 1 1 3 4 0 0 0 0 0 0 0 33 49 1.12 0.875																					
Jesse Orosco, L ERA: 1.09	(9, 1) 1.0 S 4 1 0 0 2 0 0 0 0 0 0 0 0 8 8 0.00 1.000																					

AB 31
R 2
H 6
RBI 2
BB 2
SO 4
LOB 9

AB 30
R 1
H 4
RBI 1
BB 4
SO 5
LOB 12



Batter	1	2	3	4	5	6	7	8	9	AB	R	H	RBI	BB	SO	LOB	TOP								
Brett Butler, L OBP: 0.324, SLG: 0.318 (1, 8)										4	0	1	2	0	0	0									
Rafael Ramirez, R OBP: 0.291, SLG: 0.321 (1, 6)										4	0	0	0	0	0	1									
Claudell Washington, L OBP: 0.362, SLG: 0.476 (1, 9)										4	1	2	0	0	1	0									
Dale Murphy, R OBP: 0.434, SLG: 0.571 (1, 7)										4	1	1	2	0	1	1									
Bob Horner, R OBP: 0.320, SLG: 0.462 (1, 5)										4	0	0	0	0	1	0									
Chris Chambliss, L OBP: 0.403, SLG: 0.589 (1, 3)										4	1	1	1	0	0	0									
Glenn Hubbard, R OBP: 0.423, SLG: 0.508 (1, 4)										4	1	2	0	0	0	0									
Bruce Benedict, R OBP: 0.433, SLG: 0.463 (1, 2)										3	1	1	0	0	0	1									
Rick Camp, R OBP: 0.133, SLG: 0.154 (1, 1)										2	0	0	0	0	1	2									
Rick Mahler, R (7, 1)										0	0	0	0	0	0	0									
Terry Forster, L OBP: 1.000, SLG: 1.500 (7, 1)										0	0	0	0	0	0	0									
Ken Smith, L OBP: 0.250, SLG: 1.000 (8, PH)										1	0	0	0	0	1	0									
Gene Garber, R (8, 1)										0	0	0	0	0	0	0									
Inning Stats	R: 0 E: 0 K: 1 S: 5	H: 0 LOB: 0 BB: 0 P: 5	R: 0 E: 0 K: 1 S: 5	H: 0 LOB: 0 BB: 0 P: 5	R: 2 E: 0 K: 0 S: 5	H: 3 LOB: 0 BB: 0 P: 5	R: 0 E: 0 K: 0 S: 3	H: 0 LOB: 0 BB: 0 P: 3	R: 1 E: 0 K: 1 S: 6	H: 1 LOB: 0 BB: 0 P: 6	R: 0 E: 0 K: 0 S: 4	H: 1 LOB: 1 BB: 0 P: 4	R: 0 E: 0 K: 0 S: 4	H: 1 LOB: 1 BB: 0 P: 4	R: 0 E: 0 K: 1 S: 5	H: 0 LOB: 0 BB: 0 P: 5	R: 2 E: 0 K: 1 S: 7	H: 2 LOB: 2 BB: 0 P: 7	1B: 6 2B: 0 3B: 0 HR: 2	SF: 0 SAC: 0 DP: 0 HBP: 0	WP: 0 PB: 0 CS: 1	PA: 34			
PITCHER	IP	WLS	BF	H	R	ER	SO	BB	IBB	HBP	BLK	WP	HR	S	P	ERA	WHIP								
Craig Swan, R ERA: 6.41 (1, 1)	5.0		18	4	3	3	3	0	0	0	0	0	1	24	24	5.40	0.800								
Ed Lynch, R ERA: 5.79 (6, 1)	3.0	W	13	4	2	2	1	0	0	0	0	0	1	15	15	6.00	1.333								
Doug Sisk, R ERA: 3.77 (9, 1)	1.0	S	3	0	0	0	1	0	0	0	0	0	0	5	5	0.00	0.000								

Atlanta Braves @ New York Mets
Shea Stadium, Flushing, NY
Fri Apr 29 1983, 7:05 PM EDT
Att: 12,348 - Unknown

AB 34
R 5
H 8
RBI 5
BB 0
SO 5
LOB 5



Batter	1	2	3	4	5	6	7	8	9	AB	R	H	RBI	BB	SO	LOB	BOTTOM									
Mookie Wilson, S OBP: 0.352, SLG: 0.478 (1, 8)										5	1	2	1	0	1	0										
Hubie Brooks, R OBP: 0.241, SLG: 0.268 (1, 5)										4	1	0	0	1	1	2										
Dave Kingman, R OBP: 0.234, SLG: 0.435 (1, 3)										3	1	1	1	1	1	0										
Mike Jorgensen, L OBP: 0.750, SLG: 1.000 (8, 3)										0	0	0	0	0	0	0										
George Foster, R OBP: 0.355, SLG: 0.423 (1, 7)										2	1	1	1	2	1	0										
Mark Bradley, R (8, 7)										0	0	0	0	0	0	0										
Danny Heep, L OBP: 0.472, SLG: 0.614 (1, 9)										4	0	1	0	0	1	2										
Ron Hodges, L OBP: 0.286, SLG: 0.167 (1, 2)										3	1	1	0	1	0	0										
Brian Giles, R OBP: 0.327, SLG: 0.320 (1, 4)										4	1	2	0	0	1	3										
Ron Gardenhire, R OBP: 0.095, SLG: 0.095 (1, 6)										4	0	0	0	0	1	2										
Craig Swan, R OBP: 0.143, SLG: 0.143 (1, 1)										1	0	0	0	0	0	0										
Wally Backman, S OBP: 0.067, SLG: 0.067 (5, PH)										1	0	0	0	0	0	1										
Ed Lynch, R OBP: 0.400, SLG: 0.400 (6, 1)										2	0	1	1	0	0	0										
Doug Sisk, R (9, 1)										0	0	0	0	0	0	0										
Inning Stats	R: 0 E: 0 K: 2 S: 7	H: 0 LOB: 0 BB: 0 P: 7	R: 1 E: 0 K: 0 S: 4	H: 1 LOB: 0 BB: 0 P: 4	R: 0 E: 0 K: 1 S: 5	H: 0 LOB: 0 BB: 0 P: 5	R: 0 E: 0 K: 1 S: 5	H: 0 LOB: 0 BB: 0 P: 5	R: 1 E: 1 K: 1 S: 7	H: 2 LOB: 1 BB: 0 P: 7	R: 1 E: 0 K: 1 S: 7	H: 2 LOB: 2 BB: 2 P: 15	R: 2 E: 0 K: 0 S: 4	H: 1 LOB: 2 BB: 3 P: 16	R: 1 E: 0 K: 1 S: 8	H: 3 LOB: 2 BB: 0 P: 8	1B: 6 2B: 0 3B: 0 HR: 3	SF: 0 SAC: 0 DP: 0 HBP: 0	WP: 1 PB: 0 CS: 0	PA: 38						
PITCHER	IP	WLS	BF	H	R	ER	SO	BB	IBB	HBP	BLK	WP	HR	S	P	ERA	WHIP									
Rick Camp, R ERA: 2.65 (1, 1)	6.2	L	29	6	5	4	6	3	0	0	0	0	0	3	38	5.00	1.350									
Rick Mahler, R ERA: 5.68 (7, 1)	0.0		2	0	0	0	0	2	0	0	0	0	0	0	0	8	∞	∞								
Terry Forster, L ERA: (7, 1)	0.1		1	0	0	0	0	0	0	0	0	1	0	1	1	0.00	0.000									
Gene Garber, R ERA: 1.5 (8, 1)	1.0		6	3	1	1	1	0	0	0	0	0	0	8	8	9.00	3.000									

Atlanta Braves @ New York Mets
Shea Stadium, Flushing, NY
Fri Apr 29 1983, 7:05 PM EDT
Att: 12,348 - Unknown

AB 33
R 6
H 9
RBI 4
BB 5
SO 7
LOB 10



Batter	1	2	3	4	5	6	7	8	9	AB	R	H	RBI	BB	SO	LOB	TOP																			
Brett Butler , L (1, 8) OBP: 0.338, SLG: 0.329	F7		F5			L8		G4-6-3 BB		3	0	0	0	1	0	0	Atlanta Braves @ New York Mets Shea Stadium, Flushing, NY Sun May 01 1983, 3:33 AM EDT Att: 32,163 - Unknown																			
Rafael Ramirez , R (1, 6) OBP: 0.295, SLG: 0.322	F8		K			1B		G4-6-3 1-2		4	1	1	0	0	1	1																				
Claudell Washington , L (1, 9) OBP: 0.333, SLG: 0.444	6-3		5-3			K		K		4	0	0	0	0	2	1																				
Dale Murphy , R (1, 7) OBP: 0.459, SLG: 0.657		4-3			L7	2B		K		4	1	1	1	0	1	0																				
Bob Horner , R (1, 5) OBP: 0.321, SLG: 0.452 Jerry Royster , R (9, 5) OBP: 0.143, SLG: 0.143		BB 1B BB			K	1B		6-3		3	0	1	1	1	1	0																				
Chris Chambliss , L (1, 3) OBP: 0.352, SLG: 0.508			K		F8	2B		6-3		0	0	0	0	0	0	0																				
Glenn Hubbard , R (1, 4) OBP: 0.410, SLG: 0.478						G3		F8		4	0	0	0	0	1	2																				
Bruce Benedict , R (1, 2) OBP: 0.432, SLG: 0.483						K		F4		3	0	1	0	0	1	0																				
Phil Niekro , R (1, 1) OBP: 0.083, SLG: 0.091 Steve Bedrosian , R (8, 1)			F5		5-3			4-3		3	0	0	0	0	0	3																				
Inning Stats	R: 0 E: 0 K: 0 S: 3	H: 0 LOB: 0 BB: 0 P: 3	R: 0 E: 0 K: 1 S: 6	H: 1 LOB: 3 BB: 2 P: 14	R: 0 E: 0 K: 1 S: 5	H: 0 LOB: 0 BB: 0 P: 5	R: 0 E: 0 K: 1 S: 5	H: 0 LOB: 0 BB: 0 P: 5	R: 2 E: 0 K: 1 S: 8	H: 3 LOB: 1 BB: 0 P: 8	R: 0 E: 0 K: 0 S: 4	H: 0 LOB: 0 BB: 0 P: 8	R: 0 E: 0 K: 1 S: 5	H: 0 LOB: 0 BB: 0 P: 5	1B: 3 2B: 1 3B: 0 HR: 0	SF: 0 SAC: 0 DP: 1 HBP: 0	WP: 0 PB: 0 SB: 1 CS: 0	PA: 33																		
PITCHER	IP	WLS	BF	H	R	ER	SO	BB	IBB	HBP	BLK	WP	HR	S	P	ERA	WHIP	PITCHER		IP	WLS	BF	H	R	ER	SO	BB	IBB	HBP	BLK	WP	HR	S	P	ERA	WHIP
Tom Seaver , R (1, 1) ERA: 2.38	7.0	L	27	4	2	2	5	2	0	0	0	0	0	35	43	2.57	0.857																			
Jesse Orosco , L (8, 1) ERA: 0.67	2.0	S	6	0	0	0	2	1	0	0	0	0	0	9	13	0.00	0.500																			

AB 30
R 2
H 4
RBI 2
BB 3
SO 7
LOB 7



Batter	1	2	3	4	5	6	7	8	9	AB	R	H	RBI	BB	SO	LOB	BOTTOM																			
Mookie Wilson , S (1, 8) OBP: 0.325, SLG: 0.436	S 1B		F8		F4		1-3		4-3	5	1	1	0	0	0	2	Atlanta Braves @ New York Mets Shea Stadium, Flushing, NY Sun May 01 1983, 3:33 AM EDT Att: 32,163 - Unknown																			
Hubie Brooks , R (1, 5) OBP: 0.273, SLG: 0.328	FC3-6 1B		K		K			BB 1B		4	0	2	1	0	2	0																				
Dave Kingman , R (1, 3) OBP: 0.236, SLG: 0.406	FC3-6 1B		F4		K			BB		3	0	1	0	1	1	0																				
George Foster , R (1, 7) OBP: 0.333, SLG: 0.390	F2				5-3			K		4	0	0	0	0	2	4																				
Danny Heep , L (1, 9) OBP: 0.417, SLG: 0.529	FC3-6 1-2 2-3		E6 BB		F9			F8		4	0	0	0	0	0	4																				
Ron Hodges , L (1, 2) OBP: 0.278, SLG: 0.152	F6				BB BB			F7		3	0	0	0	1	0	4																				
Brian Giles , R (1, 4) OBP: 0.323, SLG: 0.291 (8, 6)			5-3		K			K		3	0	0	0	1	2	2																				
Ron Gardenhire , R (1, 6) OBP: 0.120, SLG: 0.083 Wally Backman , S (7, PH) OBP: 0.118, SLG: 0.118 (8, 4)			6-3					SH5-3 BB		1	0	0	0	1	0	0																				
Tom Seaver , R (1, 1) OBP: 0.273, SLG: 0.600 Rusty Staub , L (7, PH) OBP: 0.231, SLG: 0.091 Rick Ownbey , R (7, PR) Jesse Orosco , L (8, 1) Mike Jorgensen , L (8, PH) OBP: 0.600, SLG: 0.667			F7		F7			SH5-3		1	0	1	0	0	0	0																				
Inning Stats	R: 1 E: 0 K: 0 S: 6	H: 3 LOB: 2 BB: 0 P: 6	R: 0 E: 0 K: 1 S: 5	H: 0 LOB: 0 BB: 0 P: 3	R: 0 E: 0 K: 1 S: 6	H: 0 LOB: 0 BB: 2 P: 14	R: 0 E: 0 K: 2 S: 7	H: 0 LOB: 0 BB: 0 P: 7	R: 0 E: 0 K: 1 S: 5	H: 0 LOB: 0 BB: 0 P: 5	R: 0 E: 0 K: 1 S: 6	H: 1 LOB: 1 BB: 0 P: 6	R: 0 E: 0 K: 1 S: 6	H: 1 LOB: 2 BB: 1 P: 10	R: 0 E: 0 K: 1 S: 5	H: 0 LOB: 1 BB: 1 P: 9	1B: 5 2B: 0 3B: 0 HR: 0	SF: 0 SAC: 1 DP: 0 HBP: 0	WP: 0 PB: 0 SB: 2 CS: 0	PA: 37																
PITCHER	IP	WLS	BF	H	R	ER	SO	BB	IBB	HBP	BLK	WP	HR	S	P	ERA	WHIP	PITCHER		IP	WLS	BF	H	R	ER	SO	BB	IBB	HBP	BLK	WP	HR	S	P	ERA	WHIP
Phil Niekro , R (1, 1) ERA: 5.88	7.0	W	30	5	1	1	6	3	0	0	0	0	0	39	51	1.29	1.143																			
Steve Bedrosian , R (8, 1) ERA: 3.29	2.0	S	7	0	0	0	2	1	0	0	0	0	0	10	14	0.00	0.500																			



Batter	1	2	3	4	5	6	7	8	9	AB	R	H	RBI	BB	SO	LOB	TOP			
Omar Moreno, L (1, 8) OBP: 0.288, SLG: 0.343	4-0 CS BB		0-0 L6		4-0 3-1 BB		0-3 K		0-0 6-3	3	0	0	0	2	1	1				
Tony Scott, S (1, 9) OBP: 0.324, SLG: 0.355	0-0 4-3			0-0 1B FC1-6 1B	0-0 3-1		0-0 L8			4	1	1	0	0	0	3				
Dickie Thon, R (1, 6) OBP: 0.343, SLG: 0.404	0-0 F7			0-0 F8	0-0 5-3			0-0 1B SF8 1B		4	1	1	0	0	0	3				
Phil Garner, R (1, 5) OBP: 0.354, SLG: 0.384		0-3 K		0-0 FC1-6 1B		0-0 F9		0-0 F9		4	0	1	0	0	1	1				
Jose Cruz, L (1, 7) OBP: 0.400, SLG: 0.395		0-0 F8		0-0 FC1-6 1B		0-0 4-3		0-0 1B		4	0	1	1	0	0	1				
Ray Knight, R (1, 3) OBP: 0.322, SLG: 0.436		0-0 5-3		0-0 1B		0-0 HR		0-0 SF8		3	1	2	2	0	0	0				
Alan Ashby, S (1, 2) OBP: 0.328, SLG: 0.474			0-0 6-3	0-0 F6		4-0 FC6-4 BB		0-0 L4		3	0	0	0	1	0	3				
Bill Doran, S (1, 4) OBP: 0.312, SLG: 0.266			0-3 K		0-0 3-1 SH1-4 1B	0-0 FC6-4		0-0 F8		4	0	1	0	0	1	1				
Nolan Ryan, R (1, 1) OBP: 0.222, SLG: 0.125 Frank LaCorte, R (8, 1)			4-0 BB		0-0 SH1-4		0-3 K		0-0 5-3	1	0	0	0	1	1	0				
										1	0	0	0	0	0	0				
Inning Stats	R: 0 E: 0 K: 0 S: 2	H: 0 LOB: 0 BB: 1 P: 6	R: 0 E: 0 K: 1 S: 5	H: 0 LOB: 0 BB: 0 P: 5	R: 0 E: 0 K: 1 S: 5	H: 0 LOB: 1 BB: 1 P: 9	R: 1 E: 0 K: 0 S: 6	H: 3 LOB: 2 BB: 0 P: 6	R: 0 E: 0 K: 0 S: 4	H: 1 LOB: 2 BB: 1 P: 8	R: 0 E: 0 K: 2 S: 7	H: 0 LOB: 0 BB: 0 P: 7	R: 1 E: 0 K: 0 S: 5	H: 2 LOB: 1 BB: 0 P: 5	R: 0 E: 0 K: 0 S: 3	H: 0 LOB: 0 BB: 0 P: 3	1B: 6 2B: 0 3B: 0 HR: 1	SF: 1 SAC: 1 DP: 0 HBP: 0	WP: 0 PB: 0 SB: 1 CS: 1	PA: 37
PITCHER Mike Torrez, R (1, 1) ERA: 5.16	IP: 9.0 WLS: L BF: 37 H: 7 R: 3 ER: 3 SO: 4 BB: 4 IBB: 0 HBP: 0 BLK: 0 WP: 0 HR: 1 S: 41 P: 57 ERA: 3.00 WHIP: 1.222																	PITCHER		

Houston Astros @ New York Mets
Shea Stadium, Flushing, NY
Mon May 02 1983, 7:05 PM EDT
Att: 5,218 - Unknown

AB	31
R	3
H	7
RBI	3
BB	4
SO	4
LOB	13

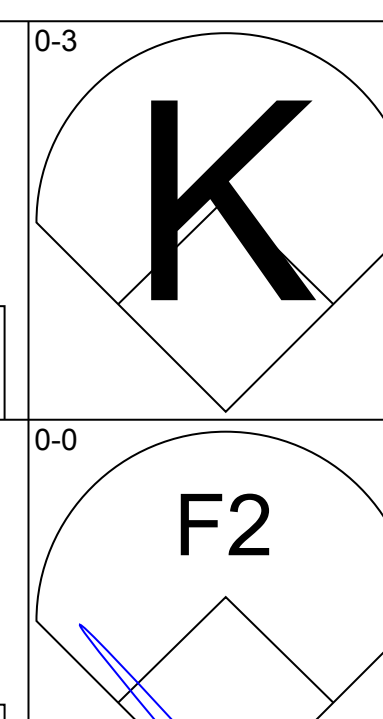
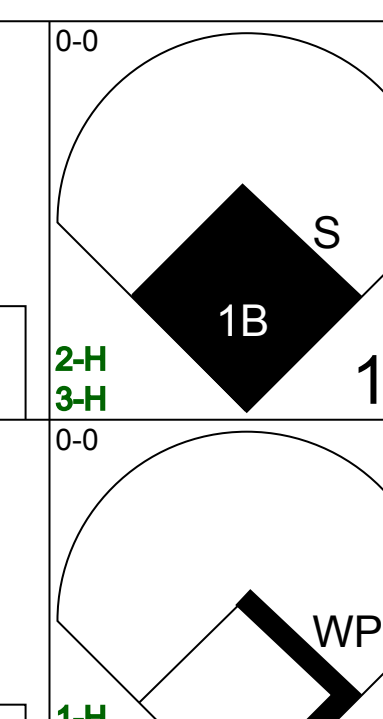
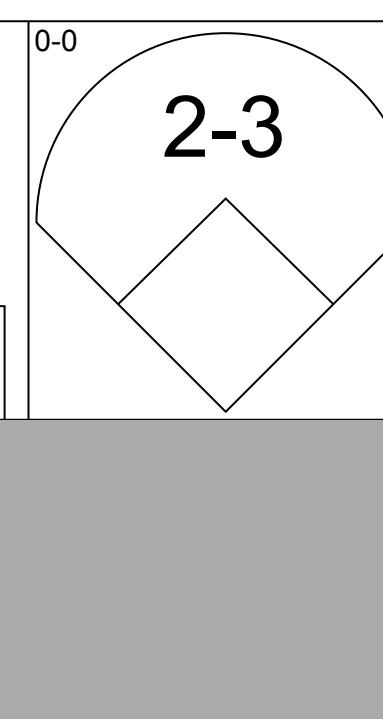
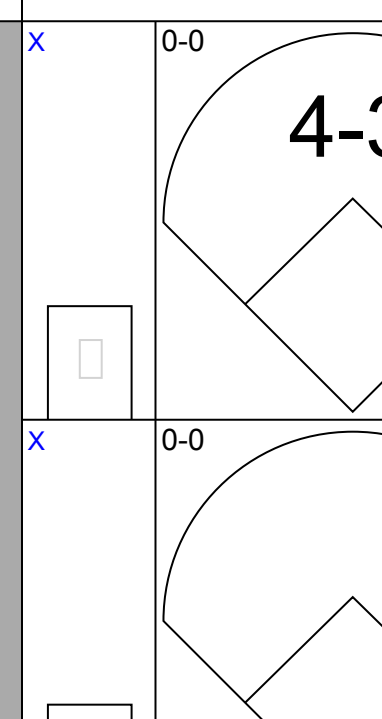
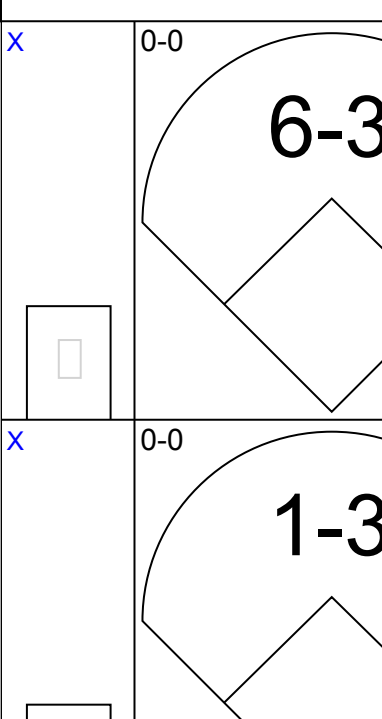
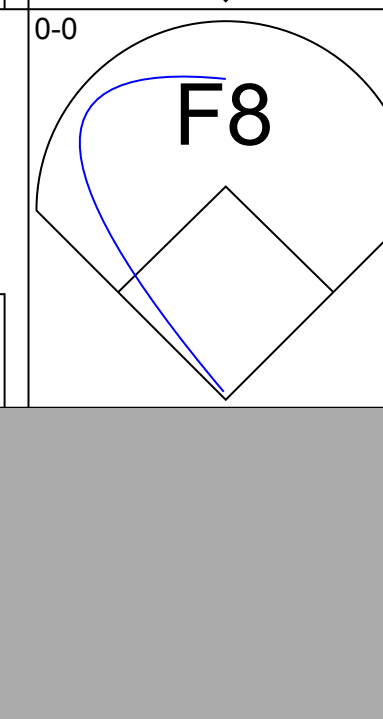
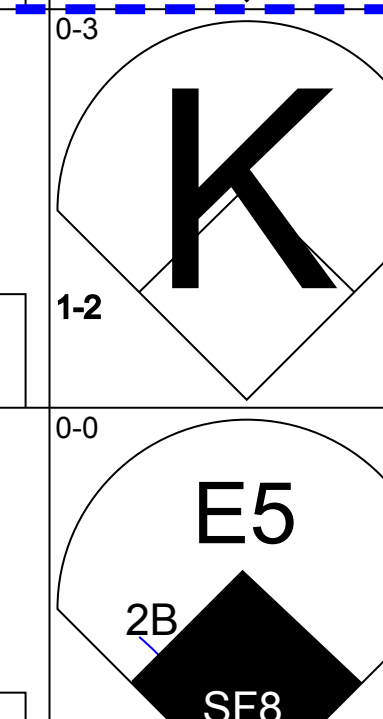
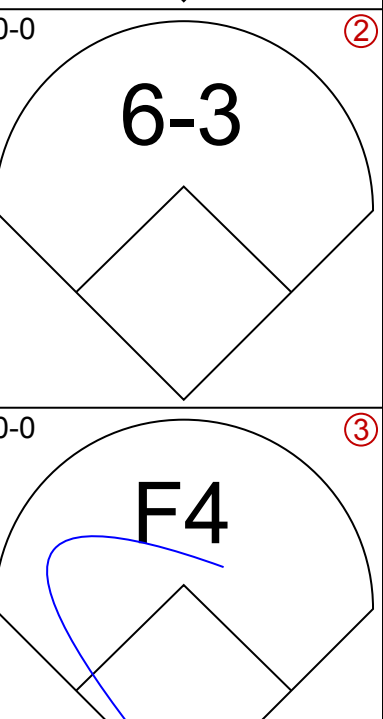
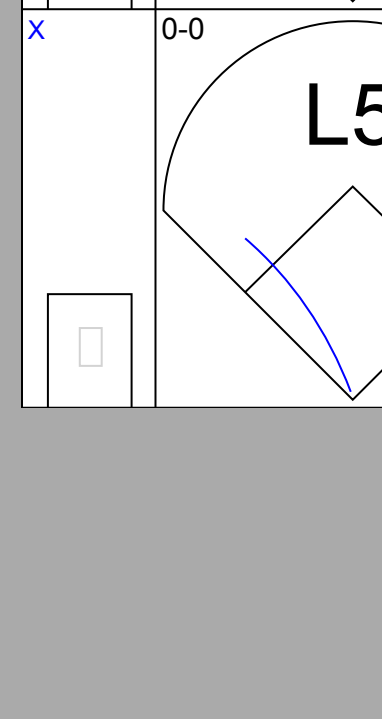


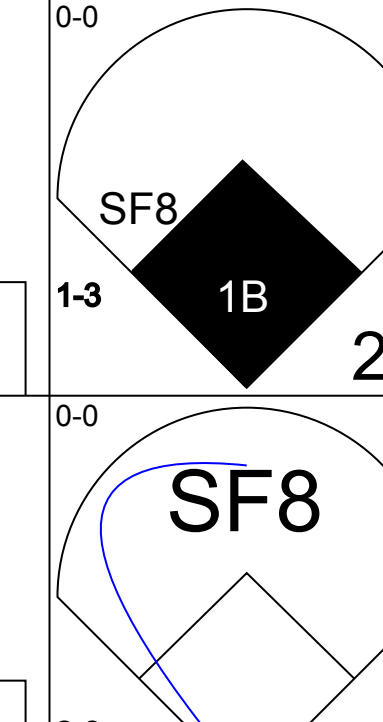


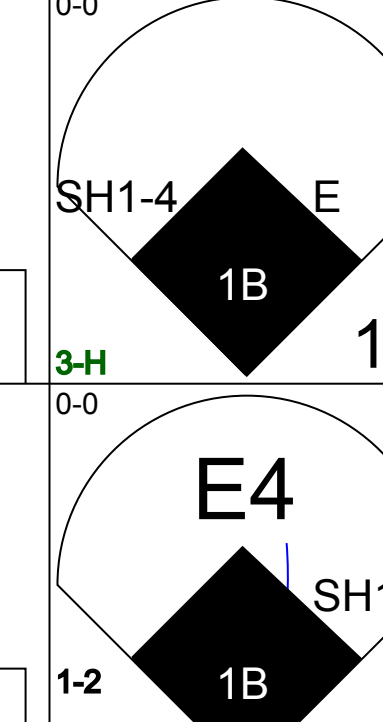
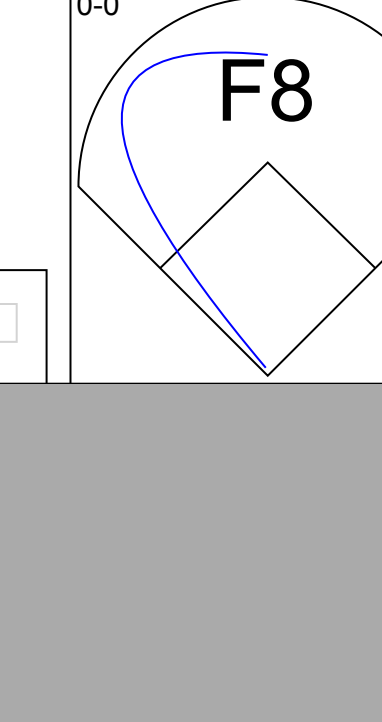

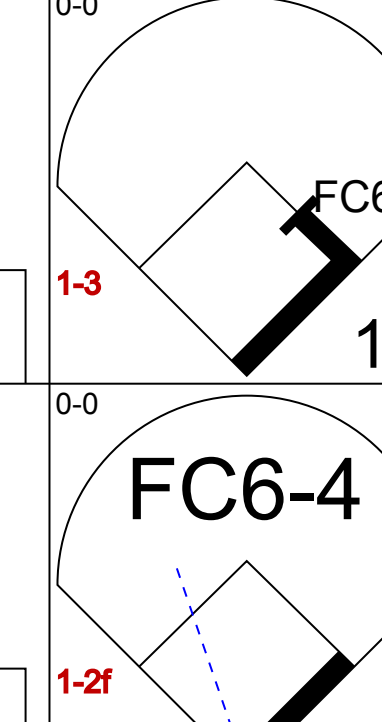
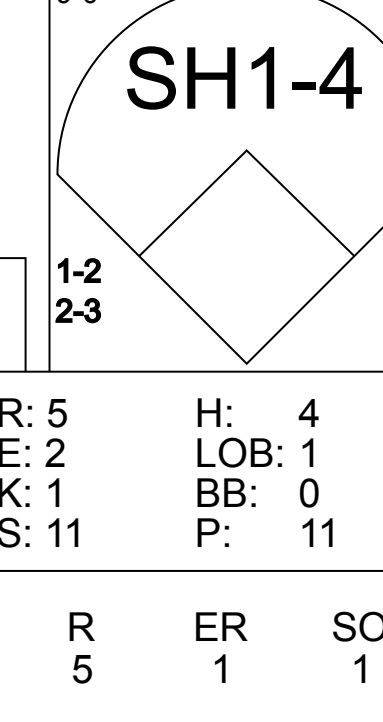
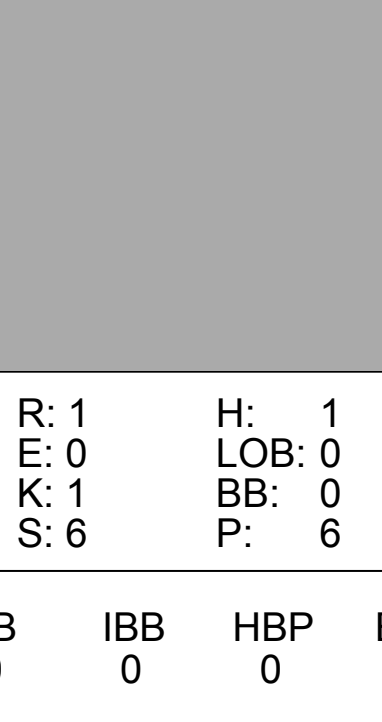
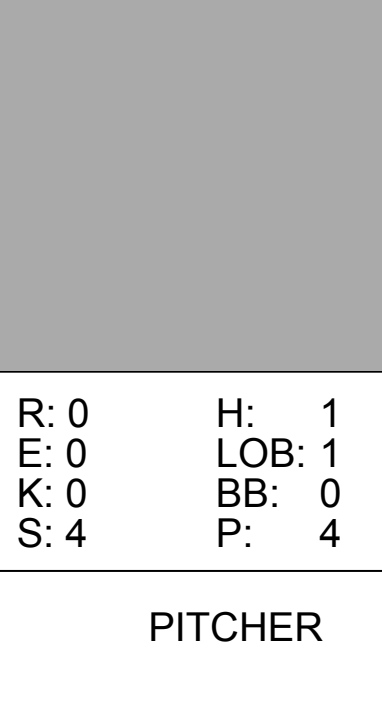
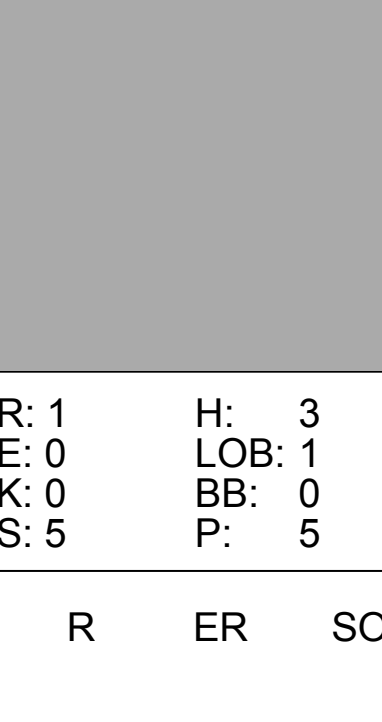
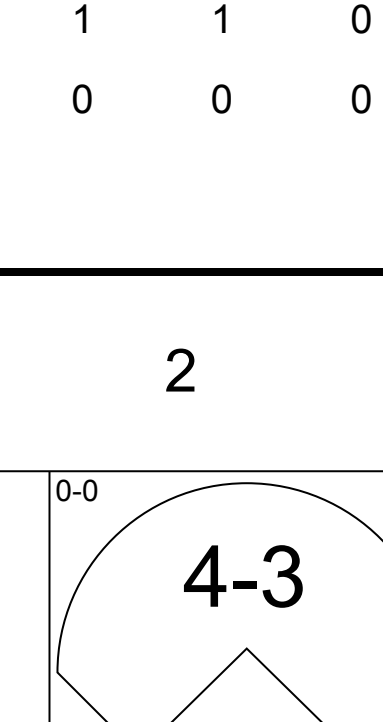
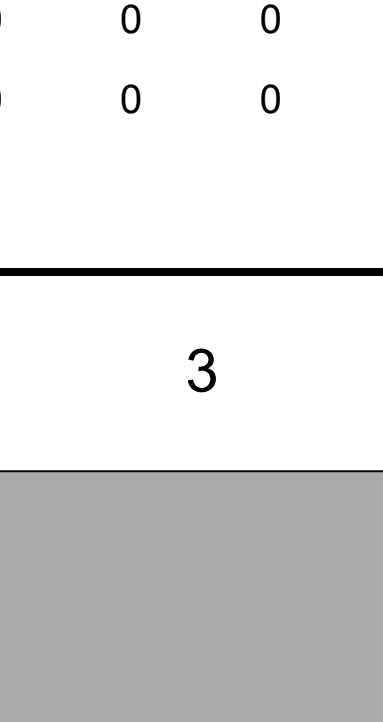
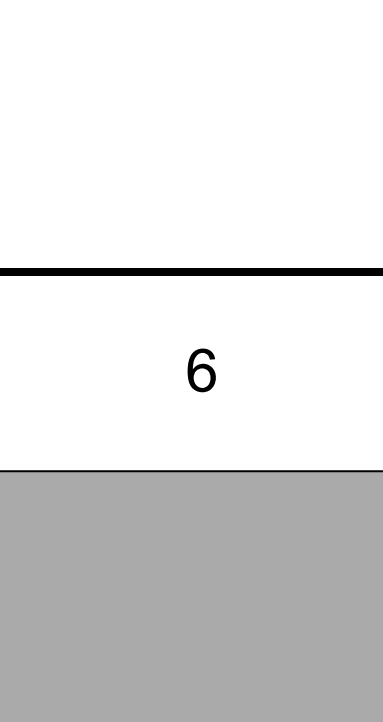
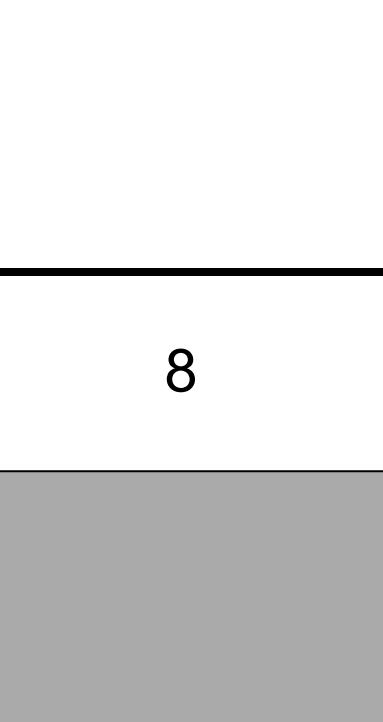

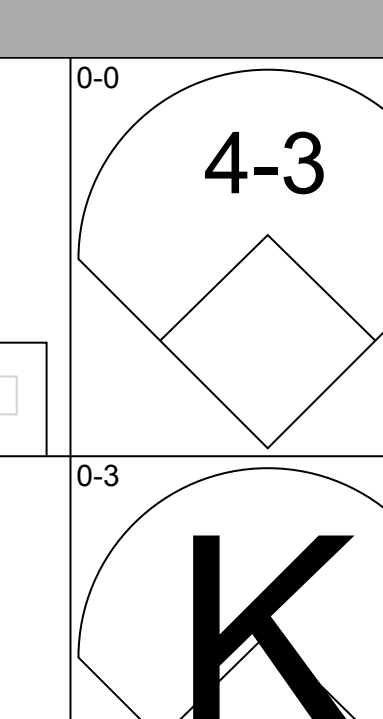


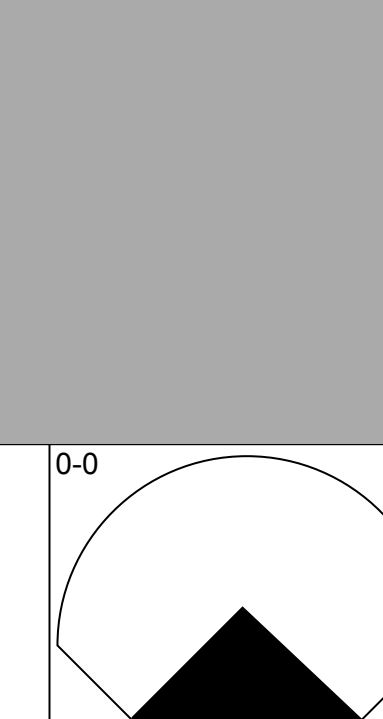
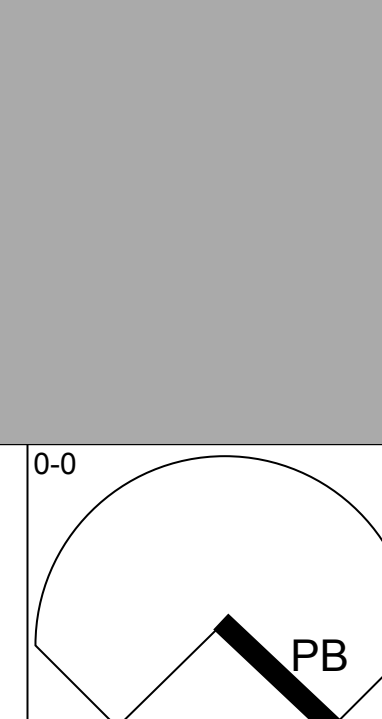


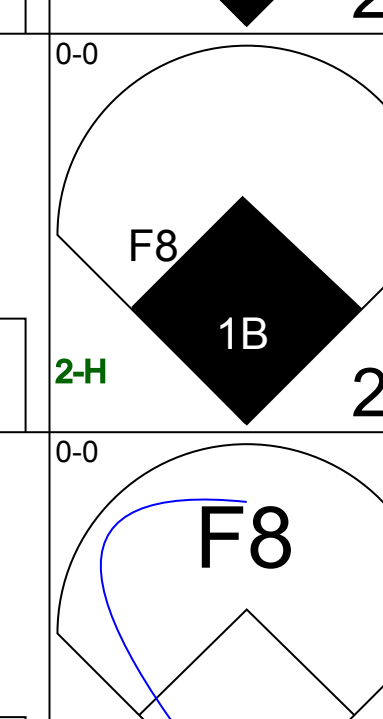
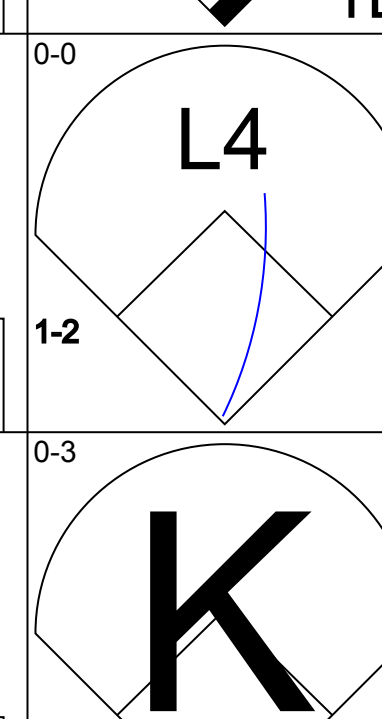




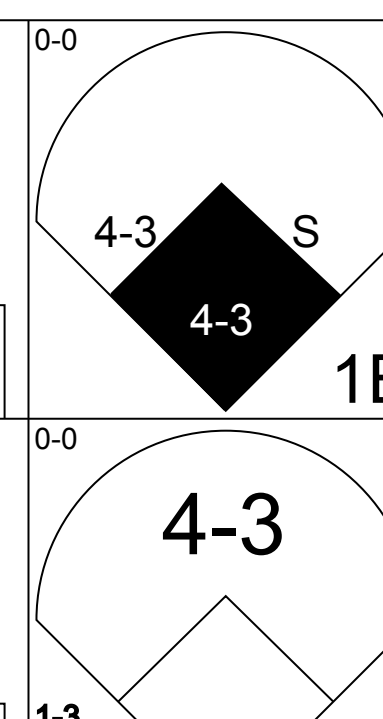
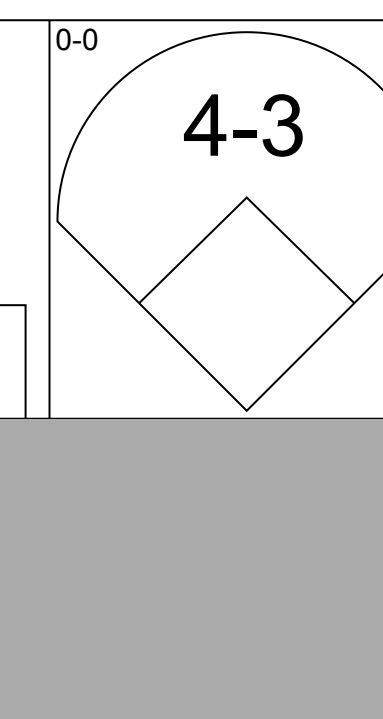
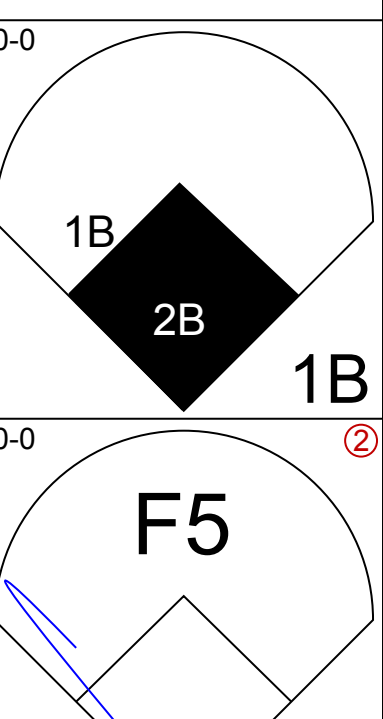
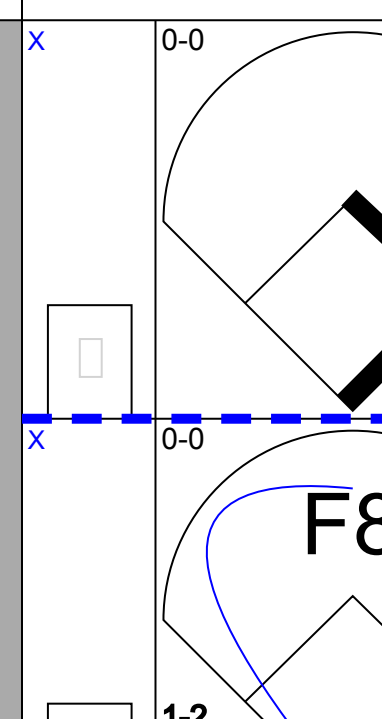
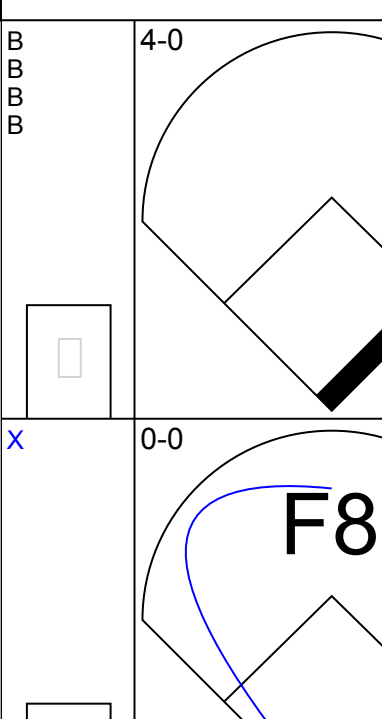
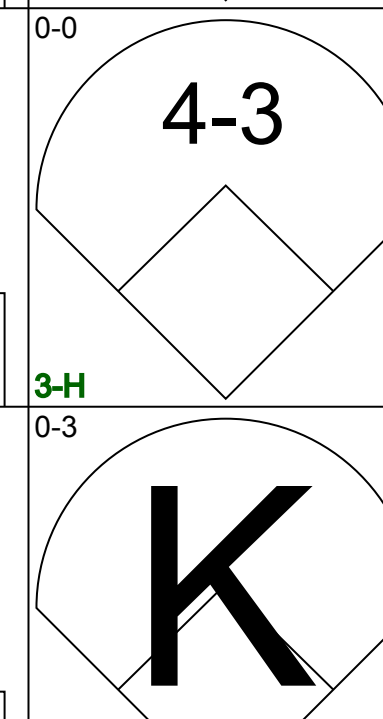
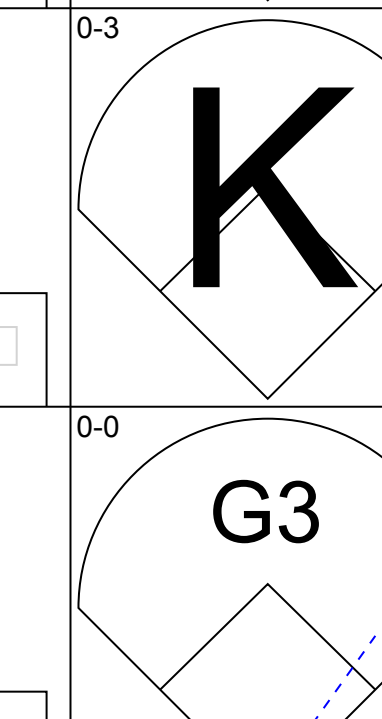
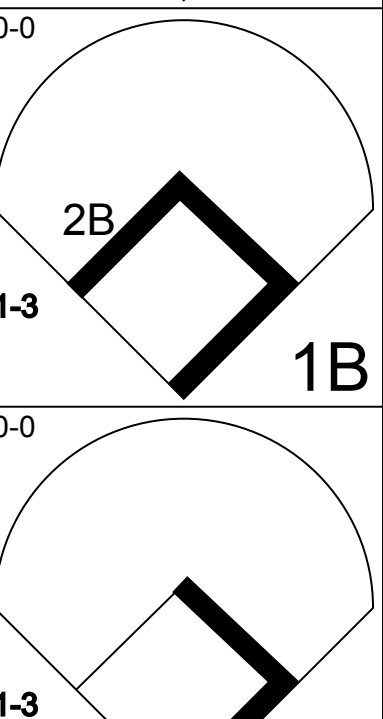
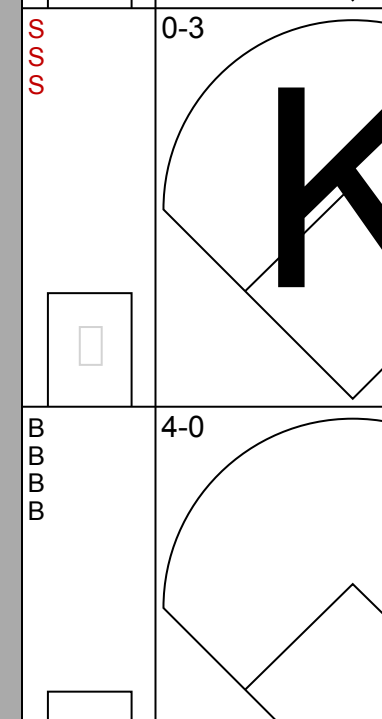
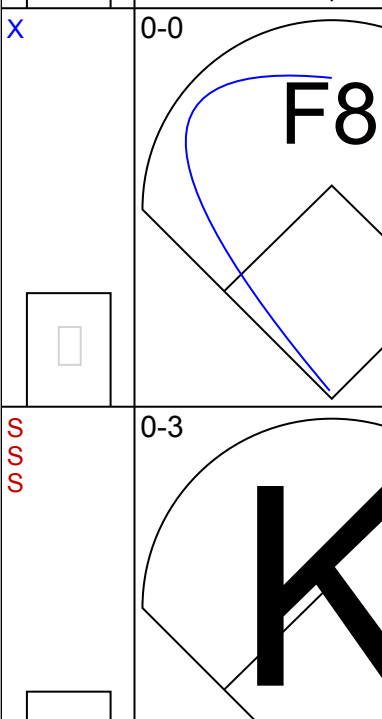


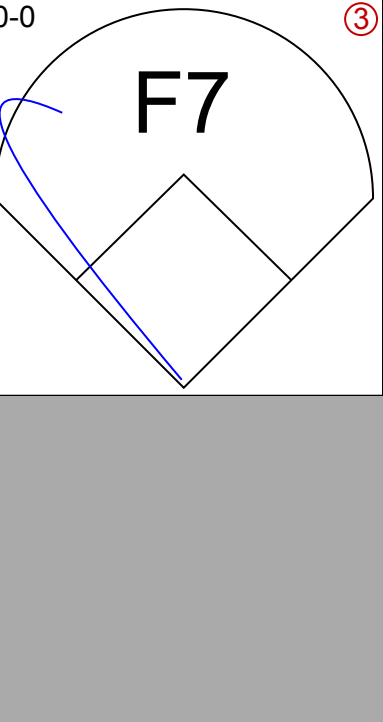
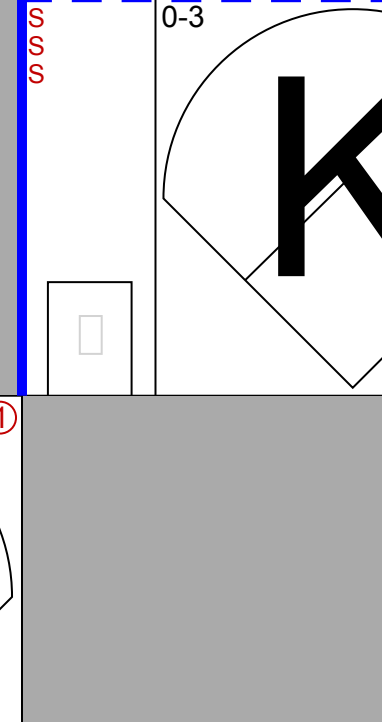






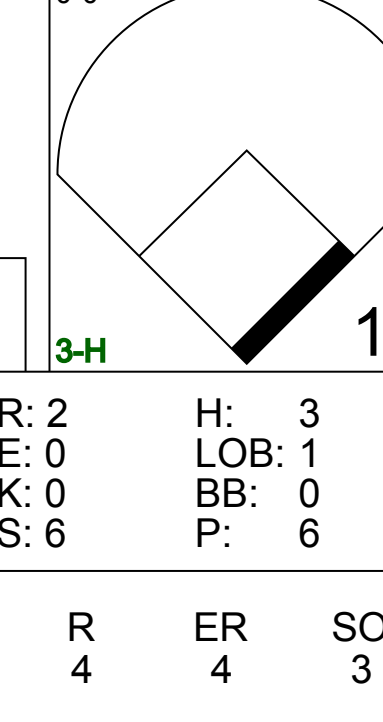

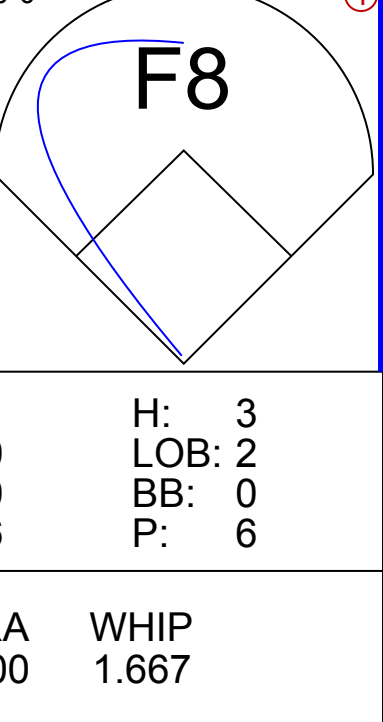
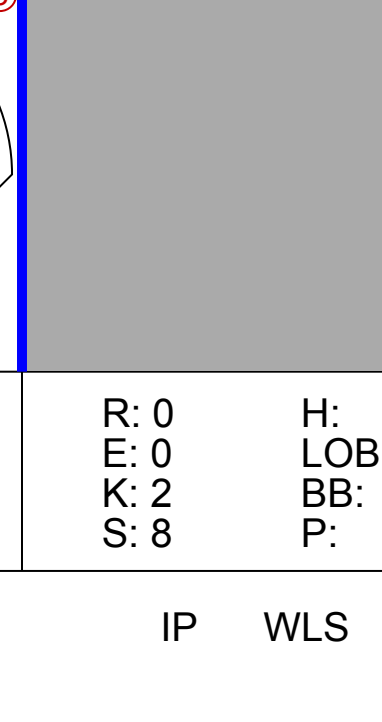




Batter	1	2	3	4	5	6	7	8	9	AB	R	H	RBI	BB	SO	LOB	BOTTOM					
Mookie Wilson, S (1, 8) OBP: 0.341, SLG: 0.451	0-0 1B 2B		0-0 6-3		4-0 1B 1-2 BB		0-0 CS 1B		0-0 L5-3	4	1	2	0	1	0	1						
Hubie Brooks, R (1, 5) OBP: 0.297, SLG: 0.309	0-3 K		0-0 6-3		0-3 K		0-3 K			4	0	0	0	0	3	4						
Rusty Staub, L (1, 3) OBP: 0.412, SLG: 0.286 Ron Gardenhire, R (6, PR) OBP: 0.120, SLG: 0.083 (9, 6)	0-0 1B		4-0 BB		0-0 1-3 2-H 1B		0-0 SH1-4 1B			3	0	3	1	1	0	0						
George Foster, R (1, 7) OBP: 0.342, SLG: 0.397	0-0 1B		0-0 F3		0-3 K		0-0 SH1-4 1B			4	0	2	1	0	1	3						
Danny Heep, L (1, 9) OBP: 0.413, SLG: 0.519	0-3 K			0-0 G6-4-3 1B		0-0 F7		0-0 SH1-4		3	0	1	0	0	1	2						
Wally Backman, S (1, 4) OBP: 0.095, SLG: 0.095	0-3 K			0-0 G6-4-3		0-3 K		0-3 K		4	0	0	0	0	3	6						
Brian Giles, R (1, 6) OBP: 0.323, SLG: 0.281 Mike Jorgensen, L (6, PH) OBP: 0.500, SLG: 0.500 (9, 3)		0-3 K		0-0 F3		4-0 BB		0-0 F8		2	0	0	0	1	1	0						
Ronn Reynolds, R (1, 2) OBP: 0.291, SLG: 0.170 (9, PH)		0-0 5-3			0-0 F8		0-3 K		0-0 FC5-6 1B	3	0	0	0	0	1	1						
Mike Torrez, R (1, 1) OBP: 0.200, SLG: 0.200 José Oquendo, S (9, PH)		0-3 K			0-0 BB 1B		0-3 K		0-0 FC5-6 L5-3	3	1	1	0	0	2	0						
										1	0	0	0	0	0	1						
Inning Stats	R: 1 E: 0 K: 3 S: 12	H: 3 LOB: 2 BB: 0 P: 12	R: 0 E: 0 K: 2 S: 7	H: 0 LOB: 0 BB: 0 P: 7	R: 0 E: 0 K: 0 S: 3	H: 0 LOB: 1 BB: 1 P: 7	R: 0 E: 0 K: 0 S: 3	H: 1 LOB: 0 BB: 0 P: 3	R: 1 E: 0 K: 2 S: 9	H: 2 LOB: 2 BB: 1 P: 13	R: 0 E: 0 K: 2 S: 7	H: 0 LOB: 0 BB: 1 P: 11	R: 0 E: 0 K: 1 S: 7	H: 1 LOB: 0 BB: 0 P: 7	R: 0 E: 0 K: 1 S: 7	H: 2 LOB: 3 BB: 0 P: 7	R: 0 E: 0 K: 0 S: 3	H: 1 LOB: 0 BB: 0 P: 3	1B: 9 2B: 2 3B: 0 HR: 0	SF: 0 SAC: 1 DP: 2 HBP: 0	WP: 0 PB: 0 SB: 1 CS: 1	PA: 37
PITCHER Nolan Ryan, R (1, 1) ERA: 3.25 Frank LaCorte, R (8, 1) ERA: 5.09	IP: 7.2 WLS: W BF: 33 H: 9 R: 2 ER: 2 SO: 12 BB: 3 IBB: 0 HBP: 0 BLK: 0 WP: 0 HR: 0 S: 54 P: 66 ERA: 2.35 WHIP: 1.565																	PITCHER				

Houston Astros @ New York Mets
Shea Stadium, Flushing, NY
Mon May 02 1983, 7:05 PM EDT
Att: 5,218 - Unknown

AB	33
R	2
H	10
RBI	2
BB	3
SO	12
LOB	21



Batter	1	2	3	4	5	6	7	8	9	AB	R	H	RBI	BB	SO	LOB	TOP			
Omar Moreno, L (1, 8) OBP: 0.284, SLG: 0.337										5	1	1	2	0	1	0	Houston Astros @ New York Mets Shea Stadium, Flushing, NY Tue May 03 1983, 7:05 PM EDT Att. 4,990 - Unknown			
Tony Scott, S (1, 9) OBP: 0.333, SLG: 0.361										5	0	2	1	0	1	0				
Dickie Thon, R (1, 6) OBP: 0.330, SLG: 0.388										4	0	0	0	0	1	2				
Phil Garner, R (1, 5) OBP: 0.359, SLG: 0.422										4	3	2	1	0	0	0				
Jose Cruz, L (1, 7) OBP: 0.404, SLG: 0.411										4	1	2	0	0	0	0				
Ray Knight, R (1, 3) OBP: 0.319, SLG: 0.438										2	0	1	2	0	1	0				
Alan Ashby, S (1, 2) OBP: 0.338, SLG: 0.475										4	1	2	1	0	0	1				
Bill Doran, S (1, 4) OBP: 0.299, SLG: 0.253										4	1	0	0	0	0	3				
Joe Niekro, R (1, 1) OBP: 0.071, SLG: 0.071										2	0	0	0	0	1	0				
Frank DiPino, L (7, 1)										0	0	0	0	0	0	0				
Bill Dawley, R (7, 1)										1	0	0	0	0	0	0				
Inning Stats	R: 0 E: 0 K: 1 S: 5	H: 0 LOB: 0 BB: 0 P: 5	R: 5 E: 2 K: 1 S: 11	H: 4 LOB: 1 BB: 0 P: 11	R: 1 E: 0 K: 1 S: 6	H: 1 LOB: 0 BB: 0 P: 6	R: 0 E: 0 K: 1 S: 5	H: 0 LOB: 0 BB: 0 P: 5	R: 0 E: 0 K: 0 S: 4	H: 1 LOB: 1 BB: 0 P: 4	R: 0 E: 0 K: 0 S: 4	H: 1 LOB: 1 BB: 0 P: 4	R: 1 E: 0 K: 0 S: 5	H: 3 LOB: 1 BB: 0 P: 5	R: 0 E: 0 K: 0 S: 3	H: 0 LOB: 0 BB: 0 P: 3	1B: 8 2B: 1 3B: 0 HR: 1	SF: 2 SAC: 1 DP: 0 HBP: 0	WP: 1 PB: 0 SB: 1 CS: 0	PA: 38
PITCHER	IP	WLS	BF	H	R	ER	SO	BB	IBB	HBP	BLK	WP	HR	S	P	ERA	WHIP			
Craig Swan, R (1, 1) ERA: 6.33	1.2	L	11	4	5	1	1	0	0	0	0	0	0	13	13	5.40	2.400			
Scott Holman, R (2, 1) ERA: 3.6	4.1		15	2	1	1	4	0	0	0	0	1	1	23	23	2.08	0.462			
Carlos Diaz, L (7, 1) ERA: 1.69	2.0		9	4	1	1	0	0	0	0	0	0	0	9	9	4.50	2.000			
Doug Sisk, R (9, 1) ERA: 3.52	1.0		3	0	0	0	0	0	0	0	0	0	0	3	3	0.00	0.000			

Batter	1	2	3	4	5	6	7	8	9	AB	R	H	RBI	BB	SO	LOB	BOTTOM					
Mookie Wilson, S (1, 8) OBP: 0.367, SLG: 0.465										4	2	3	0	1	0	1	Houston Astros @ New York Mets Shea Stadium, Flushing, NY Tue May 03 1983, 7:05 PM EDT Att. 4,990 - Unknown					
Danny Heep, L (1, 9) OBP: 0.382, SLG: 0.475										5	0	0	0	0	0	4						
Rusty Staub, L (1, 3) OBP: 0.364, SLG: 0.263										5	0	1	1	0	2	2						
George Foster, R (1, 7) OBP: 0.346, SLG: 0.403										4	0	1	1	1	2	1						
Ron Hodges, L (1, 2) OBP: 0.310, SLG: 0.220										3	1	2	0	0	0	2						
Dave Kingman, R (7, PH) OBP: 0.233, SLG: 0.400										1	0	0	0	0	1	2						
Ronn Reynolds, R (8, 2)										0	0	0	0	0	0	0						
Hubie Brooks, R (1, 5) OBP: 0.257, SLG: 0.319										4	1	1	1	0	1	1						
Brian Giles, R (1, 4) OBP: 0.319, SLG: 0.279										4	0	1	0	0	2	2						
José Oquendo, S (1, 6)										3	0	0	0	0	0	3						
Mark Bradley, R (8, PH)										0	0	0	0	1	0	0						
Ron Gardenhire, R (9, 6) OBP: 0.120, SLG: 0.083										0	0	0	0	0	0	0						
Craig Swan, R (11, 1) OBP: 0.143, SLG: 0.143										0	0	0	0	0	0	0						
Scott Holman, R (12, 1) OBP: 0.200, SLG: 0.500										2	0	1	0	0	0	0						
Wally Backman, R (13, PH) OBP: 0.291, SLG: 0.091										1	0	0	0	0	0	1						
Carlos Diaz, R (7, 1)										0	0	0	0	0	0	0						
Mike Jorgensen, L (8, PH) OBP: 0.291, SLG: 0.600										1	0	0	0	0	0	1						
Doug Sisk, R (9, 1)										0	0	0	0	0	0	0						
Inning Stats	R: 1 E: 0 K: 1 S: 6	H: 1 LOB: 0 BB: 0 P: 6	R: 2 E: 0 K: 0 S: 6	H: 3 LOB: 1 BB: 0 P: 6	R: 0 E: 0 K: 1 S: 5	H: 0 LOB: 0 BB: 0 P: 5	R: 0 E: 0 K: 1 S: 6	H: 1 LOB: 1 BB: 0 P: 6	R: 1 E: 0 K: 0 S: 6	H: 3 LOB: 2 BB: 0 P: 6	R: 0 E: 0 K: 0 S: 4	H: 1 LOB: 1 BB: 0 P: 4	R: 0 E: 0 K: 2 S: 8	H: 1 LOB: 2 BB: 1 P: 12	R: 0 E: 0 K: 2 S: 7	H: 0 LOB: 1 BB: 1 P: 11	R: 0 E: 0 K: 1 S: 5	H: 0 LOB: 1 BB: 1 P: 9	1B: 7 2B: 3 3B: 0 HR: 0	SF: 0 SAC: 0 DP: 0 HBP: 0	WP: 1 PB: 1 SB: 1 CS: 0	PA: 40
PITCHER	IP	WLS	BF	H	R	ER	SO	BB	IBB	HBP	BLK	WP	HR	S	P	ERA	WHIP					
Joe Niekro, R (1, 1) ERA: 4.11	6.0	W	28	10	4	4	3	0	0	0	0	0	0	34	34	6.00	1.667					
Frank DiPino, L (7, 1) ERA: 4.15	0.2		3	0	0	0	1	1	0	0	0	1	0	4	8	0.00	1.500					
Bill Dawley, R (7, 1) ERA: 0.84	2.1	S	9	0	0	0	4	2	0	0	0	0	0	15	23	0.00	0.857					

AB	35
R	7
H	10
RBI	7
BB	0
SO	5
LOB	6



AB	37
R	4
H	10
RBI	4
BB	3
SO	8
LOB	20



Batter	1	2	3	4	5	6	7	8	9	AB	R	H	RBI	BB	SO	LOB	TOP										
Omar Moreno, L OBP: 0.272, SLG: 0.321 (1, 8)	0-0 1-4-3	0-0 F7		0-3 K			0-0 4-3		0-3 K	5	0	0	0	0	2	3											
Tony Scott, S OBP: 0.348, SLG: 0.475 (1, 9)	0-0 HR	0-0 1B 1-3 2-H 3-H		0-3 K			0-0 4-3			4	1	2	3	0	1	0											
Dickie Thon, R OBP: 0.345, SLG: 0.412 (1, 6)	0-0 F9 1B	0-0 G6-4-3 1B			0-3 K					4	0	3	1	0	1	0											
Phil Garner, R OBP: 0.355, SLG: 0.409 (1, 5)	4-0 1-2 BB	0-0 G6-4-3			0-0 6-3				0-3 K	3	0	0	0	1	1	2											
Jose Cruz, L OBP: 0.398, SLG: 0.404 (1, 7)	0-0 F9 1-2 2-3		0-0 6-3		0-0 F6				0-0 PB 1B	4	0	1	0	0	0	2											
Ray Knight, R OBP: 0.316, SLG: 0.429 (1, 3)	0-3 K		0-0 F3		0-0 G3 1B				0-3 K	4	0	1	0	0	2	3											
Alan Ashby, S OBP: 0.347, SLG: 0.469 (1, 2)		0-0 BB 2B 1B	4-0 BB BB	0-0 BB	0-0 F8				0-0 5-3	3	1	1	0	1	0	2	AB 33										
Bill Doran, S OBP: 0.297, SLG: 0.244 (1, 4)		4-0 BB 2B BB	0-0 F7		0-0 G3				0-0 6-3	3	1	0	0	1	0	2	R 4										
Michael LaCoss, R OBP: 0.125, SLG: 0.067 (1, 1)		4-0 BB 2B 1B BB		0-0 F8		0-3 K			0-0 5-3	3	1	0	0	1	1	1	H 8										
Inning Stats	R: 1 E: 1 K: 1 S: 7	H: 2 LOB: 2 BB: 1 P: 11	R: 3 E: 0 K: 0 S: 5	H: 3 LOB: 1 BB: 2 P: 13	R: 0 E: 0 K: 0 S: 3	H: 0 LOB: 0 BB: 1 P: 7	R: 0 E: 0 K: 2 S: 7	H: 0 LOB: 0 BB: 0 P: 7	R: 0 E: 0 K: 1 S: 6	H: 1 LOB: 1 BB: 0 P: 6	R: 0 E: 0 K: 0 S: 3	H: 1 LOB: 1 BB: 0 P: 3	R: 0 E: 0 K: 2 S: 8	H: 1 LOB: 1 BB: 0 P: 8	R: 0 E: 0 K: 1 S: 5	H: 0 LOB: 0 BB: 0 P: 5	1B: 5 2B: 2 3B: 0 HR: 1	SF: 0 SAC: 0 DP: 1 HBP: 0	WP: 0 PB: 1 SB: 1 CS: 0	PA: 37							
PITCHER	IP	WLS	BF	H	R	ER	SO	BB	IBB	HBP	BLK	WP	HR	S	P	ERA	WHIP										
Rick Ownbey, R ERA: 5.4 (1, 1)	1.1	L	11	4	4	4	1	3	0	0	0	0	1	10	22	27.00	5.250										
Ed Lynch, R ERA: 3.6 (2, 1)	5.2		19	3	0	0	4	1	0	0	0	0	0	26	30	0.00	0.706										
Jesse Orosco, L ERA: 0.73 (8, 1)	2.0		7	1	0	0	3	0	0	0	0	0	0	13	13	0.00	0.500										

Houston Astros @ New York Mets
Shea Stadium, Flushing, NY
Wed May 04 1983, 7:05 PM EDT
Att: 5,511 - Unknown

AB 33
R 4
H 8
RBI 4
BB 4
SO 8
LOB 15



Batter	1	2	3	4	5	6	7	8	9	AB	R	H	RBI	BB	SO	LOB	BOTTOM										
Mookie Wilson, S OBP: 0.362, SLG: 0.467 (1, 8)	0-0 6-3	0-3 K			0-0 6-3 2B			0-0 4-3		4	0	1	0	0	1	1											
Danny Heep, L OBP: 0.361, SLG: 0.444 (1, 9)	0-0 L4		0-0 6-3		0-0 6-3			0-0 F8		4	0	0	0	0	0	1											
Dave Kingman, R OBP: 0.234, SLG: 0.392 (1, 3)	0-0 E 2B 1B		0-0 F8		0-0 L4			0-0 F8		4	1	1	0	0	0	1											
George Foster, R OBP: 0.341, SLG: 0.394 Ron Gardenhire, R OBP: 0.120, SLG: 0.083 (9, PR)	0-0 E5 2B		0-0 5-3			0-3 K			0-0 FC5-4 SF7 1B	4	1	1	0	0	1	1											
Ron Hodges, L OBP: 0.339, SLG: 0.278 (1, 2)	0-0 1-2 2B			0-0 1B		0-0 F6			0-0 FC5-4 1B	4	0	3	2	0	0	0											
Hubie Brooks, R OBP: 0.244, SLG: 0.303 (1, 5)	0-0 4-3			0-0 F8		0-0 6-3			0-0 FC5-4 FC4	4	0	0	0	0	0	4											
Brian Giles, R OBP: 0.306, SLG: 0.266 Rusty Staub, L OBP: 0.348, SLG: 0.263 (9, PH)		0-0 F7		0-0 F6			0-0 5-3		0-0 SF7	3	0	0	0	0	0	1	AB 32										
José Oquendo, S (1, 6)		4-0 SH3-4 BB		0-0 1-3			0-3 K		0-0 FC4	1	0	0	0	1	0	1	R 3										
Wally Backman, S OBP: 0.083, SLG: 0.083 (7, PH) (8, 6)									0-0 1-2	2	0	0	0	0	1	1	H 6										
Rick Ownbey, R (1, 1)		0-0 SH3-4			0-0 3-1				0-0 FC4	0	0	0	0	0	0	0	RBI 3										
Ed Lynch, R OBP: 0.333, SLG: 0.333 (2, 1)									0-0 F6	1	0	0	0	0	0	0	BB 1										
Mike Jorgensen, L OBP: 0.375, SLG: 0.333 (7, PH)										1	0	0	0	0	0	0	SO 3										
Jesse Orosco, R (8, 1)										0	0	0	0	0	0	0	LOB 11										
Inning Stats	R: 2 E: 1 K: 0 S: 6	H: 2 LOB: 1 BB: 0 P: 6	R: 0 E: 0 K: 1 S: 5	H: 0 LOB: 1 BB: 1 P: 9	R: 0 E: 0 K: 0 S: 3	H: 0 LOB: 0 BB: 0 P: 3	R: 0 E: 0 K: 0 S: 4	H: 1 LOB: 1 BB: 0 P: 4	R: 0 E: 0 K: 0 S: 4	H: 1 LOB: 1 BB: 0 P: 4	R: 0 E: 0 K: 1 S: 5	H: 0 LOB: 0 BB: 0 P: 5	R: 0 E: 0 K: 1 S: 5	H: 0 LOB: 0 BB: 0 P: 5	R: 0 E: 0 K: 0 S: 3	R: 1 E: 0 K: 0 S: 5	H: 2 LOB: 1 BB: 0 P: 5	1B: 4 2B: 2 3B: 0 HR: 0	SF: 1 SAC: 1 DP: 0 HBP: 0	WP: 0 PB: 0 SB: 0 CS: 0	PA: 35						
PITCHER	IP	WLS	BF	H	R	ER	SO	BB	IBB	HBP	BLK	WP	HR	S	P	ERA	WHIP										
Michael LaCoss, R ERA: 4.98 (1, 1)	9.0	W	35	6	3	1	3	1	0	0	0	0	0	40	44	1.00	0.778										

Houston Astros @ New York Mets
Shea Stadium, Flushing, NY
Wed May 04 1983, 7:05 PM EDT
Att: 5,511 - Unknown

AB 32
R 3
H 6
RBI 3
BB 1
SO 3
LOB 11



Batter	1	2	3	4	5	6	7	8	9	AB	R	H	RBI	BB	SO	LOB	TOP										
Gary Redus, R OBP: 0.404, SLG: 0.739 (1, 7)										4	2	2	0	1	0	1	Cincinnati Reds @ New York Mets Shea Stadium, Flushing, NY Sat May 07 1983, 7:05 PM EDT Att: 18,372 - Unknown										
Eddie Milner, L OBP: 0.397, SLG: 0.307 (1, 8)									3	2	1	0	2	0	3												
Dave Concepcion, R OBP: 0.339, SLG: 0.301 (1, 6)									5	1	2	0	0	0	3												
Johnny Bench, R OBP: 0.380, SLG: 0.525 Wayne Krenchicki, L OBP: 0.231, SLG: 0.250 (1, 5) (7, 5)									4	1	3	2	0	0	1												
Dan Driessen, L OBP: 0.397, SLG: 0.380 (1, 3)									3	0	1	2	1	0	3												
Ron Oester, S OBP: 0.357, SLG: 0.490 (1, 4)									4	1	1	0	0	0	3												
Duane Walker, L OBP: 0.351, SLG: 0.515 (1, 9)									3	0	0	0	1	1	0												
Dann Bilardello, R OBP: 0.205, SLG: 0.349 (1, 2)									4	0	0	0	0	2	2												
Bruce Berenyi, R OBP: 0.188, SLG: 0.188 Tom Hume, R (8, 1)									4	0	2	1	0	1	0												
Inning Stats	R: 2 E: 0 K: 0 S: 4	H: 2 LOB: 0 BB: 1 P: 8	R: 0 E: 0 K: 0 S: 4	H: 2 LOB: 2 BB: 1 P: 8	R: 0 E: 0 K: 1 S: 5	H: 0 LOB: 0 BB: 0 P: 5	R: 2 E: 1 K: 0 S: 5	H: 2 LOB: 1 BB: 1 P: 9	R: 0 E: 0 K: 1 S: 6	H: 1 LOB: 2 BB: 1 P: 10	R: 1 E: 0 K: 0 S: 4	H: 1 LOB: 0 BB: 0 P: 4	R: 0 E: 0 K: 2 S: 7	H: 0 LOB: 0 BB: 0 P: 7	R: 1 E: 0 K: 0 S: 5	H: 3 LOB: 1 BB: 0 P: 5	1B: 12 2B: 0 3B: 1 HR: 0	SF: 1 SAC: 0 DP: 3 HBP: 0	WP: 1 PB: 0 SB: 1 CS: 1	PA: 42							
PITCHER	IP	WLS	BF	H	R	ER	SO	BB	IBB	HBP	BLK	WP	HR	S	P	ERA	WHIP										
Mike Torrez, R ERA: 5.82 Craig Swan, R ERA: 5.14 Neil Allen, R ERA: 7.82 Doug Sisk, R ERA: 3.86 (1, 1) (5, 1) (6, 1) (9, 1)	4.1	L	22	8	5	5	1	4	0	0	0	0	0	20	36	10.38	2.769										

AB	35
R	7
H	13
RBI	6
BB	5
SO	4
LOB	16



Batter	1	2	3	4	5	6	7	8	9	AB	R	H	RBI	BB	SO	LOB	BOTTOM										
Mookie Wilson, S OBP: 0.333, SLG: 0.426 (1, 8)										5	1	1	1	0	0	0	Cincinnati Reds @ New York Mets Shea Stadium, Flushing, NY Sat May 07 1983, 7:05 PM EDT Att: 18,372 - Unknown										
Tucker Ashford, R (1, 5) (9, 4)										3	0	0	0	2	0	0											
Darryl Strawberry, L (1, 9)										4	0	0	0	0	3	4											
George Foster, R OBP: 0.348, SLG: 0.425 (1, 7)										4	0	2	1	0	1	1											
Danny Heep, L OBP: 0.377, SLG: 0.507 (1, 3)										3	0	2	1	0	0	0											
Brian Giles, R OBP: 0.272, SLG: 0.233 (1, 4) (9, 6)										4	0	0	0	0	0	5											
Ronn Reynolds, R Ron Hodges, L OBP: 0.338, SLG: 0.259 (1, 2) (9, PH)										3	0	0	0	0	0	2											
José Oquendo, S OBP: 0.300, SLG: 0.125 Hubie Brooks, R OBP: 0.256, SLG: 0.342 (1, 6) (8, PH) (9, 5)										1	0	0	0	1	0	0											
Mike Torrez, R ERA: 5.82 Craig Swan, R ERA: 5.14 Wally Backman, S ERA: 7.82 Neil Allen, R ERA: 3.86 Rusty Staub, L OBP: 0.390, SLG: 0.250 Doug Sisk, R ERA: 3.86 (1, 1) (5, 1) (5, PH) (8, 1) (8, PH) (9, 1) (9, PH)	7.0	W	29	4	3	3	3	5	0	0	0	0	1	0	0	0											
Inning Stats	R: 0 E: 0 K: 1 S: 5	H: 0 LOB: 0 BB: 0 P: 5	R: 0 E: 0 K: 0 S: 5	H: 2 LOB: 3 BB: 1 P: 9	R: 0 E: 0 K: 1 S: 5	H: 0 LOB: 1 BB: 1 P: 9	R: 0 E: 0 K: 0 S: 3	H: 1 LOB: 0 BB: 0 P: 3	R: 0 E: 0 K: 1 S: 5	H: 0 LOB: 0 BB: 0 P: 5	R: 0 E: 0 K: 0 S: 3	H: 0 LOB: 0 BB: 0 P: 3	R: 3 E: 0 K: 1 S: 7	H: 2 LOB: 2 BB: 3 P: 19	R: 2 E: 0 K: 1 S: 6	H: 1 LOB: 1 BB: 1 P: 10	1B: 5 2B: 0 3B: 0 HR: 1	SF: 1 SAC: 0 DP: 1 HBP: 0	WP: 0 PB: 0 SB: 0 CS: 0	PA: 38							
PITCHER	IP	WLS	BF	H	R	ER	SO	BB	IBB	HBP	BLK	WP	HR	S	P	ERA	WHIP										
Bruce Berenyi, R ERA: 2.45 Tom Hume, R ERA: 5.89 (1, 1) (8, 1)	2.0	S	9	2	2	2	2	1	0	0	0	0	1	12	16	9.00	1.500										

AB	31
R	5
H	6
RBI	5
BB	6
SO	5
LOB	16



Batter	1	2	3	4	5	6	7	8	9	AB	R	H	RBI	BB	SO	LOB	TOP											
Gary Redus, R OBP: 0.393, SLG: 0.700 (1, 7)										4	1	1	0	0	0	2	Cincinnati Reds @ New York Mets Shea Stadium, Flushing, NY Sun May 08 1983, 3:33 AM EDT Att: 8,879 - Unknown											
Eddie Milner, L OBP: 0.379, SLG: 0.327 (1, 8)										3	1	2	1	1	1	0												
Dave Concepcion, R OBP: 0.336, SLG: 0.292 (1, 6)										3	1	0	0	1	0	2												
Johnny Bench, R OBP: 0.384, SLG: 0.524 (1, 5)										4	0	2	1	0	0	0												
Dan Driessen, L OBP: 0.383, SLG: 0.365 (1, 3)										4	1	0	0	0	0	3												
Ron Oester, S OBP: 0.353, SLG: 0.509 (1, 4)										4	1	1	3	0	2	0												
Duane Walker, L OBP: 0.341, SLG: 0.472 (1, 9)										3	0	0	0	1	0	0												
Dann Bilardello, R OBP: 0.208, SLG: 0.340 (1, 2)										4	0	1	0	0	0	1												
Rich Gale, R OBP: 0.364, SLG: 0.333 (1, 1)										2	0	0	0	1	1	0												
Bill Scherrer, L OBP: 0.500, SLG: 0.500 (7, 1)										0	0	0	0	0	0	0												
Ben Hayes, R (7, 1)										0	0	0	0	0	0	0												
Paul Householder, S OBP: 0.143, SLG: 0.190 (9, PH)										1	0	0	0	0	0	1												
Inning Stats	R: 5 E: 0 K: 0 S: 7	H: 4 LOB: 2 BB: 3 P: 19	R: 0 E: 0 K: 0 S: 3	H: 1 LOB: 1 BB: 1 P: 7	R: 0 E: 0 K: 1 S: 5	H: 0 LOB: 0 BB: 0 P: 5	R: 0 E: 0 K: 1 S: 6	H: 1 LOB: 1 BB: 0 P: 6	R: 0 E: 0 K: 0 S: 5	H: 0 LOB: 0 BB: 0 P: 5	R: 0 E: 0 K: 0 S: 3	H: 0 LOB: 0 BB: 0 P: 3	R: 0 E: 0 K: 1 S: 5	H: 0 LOB: 0 BB: 0 P: 5	R: 0 E: 0 K: 0 S: 3	H: 1 LOB: 0 BB: 0 P: 3	1B: 5 2B: 1 3B: 0 HR: 1	SF: 0 SAC: 0 DP: 2 HBP: 0	WP: 0 PB: 0 SB: 2 CS: 0	PA: 36								
PITCHER	IP	WLS	BF	H	R	ER	SO	BB	IBB	HBP	BLK	WP	HR	S	P	ERA	WHIP											
Scott Holman, R ERA: 6.46 (1, 1)	0.1		6	4	5	5	0	1	0	0	0	0	0	1	5	9	135.00	15.000										
Carlos Diaz, L ERA: 1.88 (3, 1)	1.2		8	1	0	0	0	3	0	0	0	0	0	0	5	17	0.00	2.400										
Neil Allen, R ERA: 5.94 (7, 1)	4.0		13	1	0	0	3	0	0	0	0	0	0	0	19	19	0.00	0.250										
Jesse Orosco, L ERA: 0.55 (8, 1)	1.0	W	3	0	0	0	1	0	0	0	0	0	0	5	5	0.00	0.000											
Doug Sisk, R ERA: 3.44 (8, 1)	2.0	S	6	1	0	0	0	0	0	0	0	0	0	6	6	0.00	0.500											
Batter	1	2	3	4	5	6	7	8	9	AB	R	H	RBI <td>BB <td>SO <td>LOB <td>BOTTOM</td> </td></td></td>	BB <td>SO <td>LOB <td>BOTTOM</td> </td></td>	SO <td>LOB <td>BOTTOM</td> </td>	LOB <td>BOTTOM</td>	BOTTOM											
Mookie Wilson, S OBP: 0.336, SLG: 0.429 (1, 8)										4	1	1	2	0	1	2	Cincinnati Reds @ New York Mets Shea Stadium, Flushing, NY Sun May 08 1983, 3:33 AM EDT Att: 8,879 - Unknown											
Hubie Brooks, R OBP: 0.294, SLG: 0.345 (1, 5)										5	1	2	0	0	2	2												
Dave Kingman, R OBP: 0.427, SLG: 0.427 (7, PR)										4	0	1	1	0	0	1												
Rick Ownbey, R OBP: 0.385, SLG: 0.515 (8, 3)										0	1	0	0	0	0	0												
Danny Heep, L OBP: 0.385, SLG: 0.515 (8, 3)										1	1	1	0	0	0	0												
George Foster, R OBP: 0.371, SLG: 0.500 (1, 7)										4	3	3	3	1	0	0												
Darryl Strawberry, L OBP: 0.287, SLG: 0.083 (1, 9)										4	0	1	1	1	2	2												
Brian Giles, R OBP: 0.294, SLG: 0.250 (7, 6)										3	1	2	1	1	0	3												
Ronn Reynolds, R OBP: 0.125, SLG: 0.071 (1, 2)										3	1	1	1	1	1	4												
José Oquendo, S OBP: 0.333, SLG: 0.111 (6, PH)										1	0	0	0	1	0	0												
Wally Backman, S OBP: 0.161, SLG: 0.133 (7, 4)										2	1	0	0	1	0	3												
Scott Holman, R ERA: 6.46 (1, 1)	0.1		6	4	5	5	0	1	0	0	0	0	0	1	5	9	135.00	15.000										
Carlos Diaz, L ERA: 1.88 (3, 1)	1.2		8	1	0	0	0	3	0	0	0	0	0	0	5	17	0.00	2.400										
Neil Allen, R ERA: 5.94 (7, 1)	4.0		13	1	0	0	3	0	0	0	0	0	0	0	19	19	0.00	0.250										
Jesse Orosco, L ERA: 0.55 (8, 1)	1.0	W	3	0	0	0	1	0	0	0	0	0	0	5	5	0.00	0.000											
Doug Sisk, R ERA: 3.44 (8, 1)	2.0	S	6	1	0	0	0	0	0	0	0	0	0	6	6	0.00	0.500											
Inning Stats	R: 0 E: 0 K: 1 S: 5	H: 0 LOB: 0 BB: 0 P: 5	R: 2 E: 0 K: 1 S: 8	H: 3 LOB: 2 BB: 1 P: 12	R: 0 E: 0 K: 1 S: 7	H: 2 LOB: 3 BB: 1 P: 11	R: 0 E: 0 K: 0 S: 3	H: 0 LOB: 0 BB: 0 P: 3	R: 0 E: 0 K: 1 S: 7	H: 2 LOB: 2 BB: 0 P: 7	R: 6 E: 0 K: 2 S: 11	H: 5 LOB: 2 BB: 3 P: 24	R: 2 E: 0 K: 0 S: 5	H: 2 LOB: 1 BB: 1 P: 9	1B: 10 2B: 2 3B: 1 HR: 1	SF: 1 SAC: 1 DP: 0 HBP: 1	WP: 0 PB: 0 SB: 0 CS: 1	PA: 44										
PITCHER	IP	WLS	BF	H	R	ER	SO	BB	IBB	HBP	BLK	WP	HR	S	P	ERA	WHIP											
Rich Gale, R ERA: 5.9 (7, 1)	0.2		4	0	0	0	1	3	0	0	0	0	0	3	15	0.00	4.500											
Bill Scherrer, L ERA: 5.11 (7, 1)	1.1		9	4	3	3	1	1	0	0	0	0	0	10	14	20.25	3.750											

Batter	1	2	3	4	5	6	7	8	9	AB	R	H	RBI	BB	SO	LOB	TOP			
Mookie Wilson, S OBP: 0.330, SLG: 0.418 (1, 8)										5	1	1	0	0	2	2				
Hubie Brooks, R OBP: 0.275, SLG: 0.352 (1, 5)										4	1	2	0	0	0	0				
Darryl Strawberry, L OBP: 0.283, SLG: 0.188 (1, 9)										4	1	1	0	0	2	3				
George Foster, R OBP: 0.366, SLG: 0.483 (1, 7)										3	0	0	0	0	0	1				
Danny Heep, L OBP: 0.378, SLG: 0.514 (1, 3)										2	0	1	2	0	0	0				
Brian Giles, R OBP: 0.303, SLG: 0.263 (1, 4)										4	0	2	1	0	0	0				
Ronn Reynolds, R OBP: 0.105, SLG: 0.059 (9, PH)										3	0	0	0	0	2	4				
Ron Hodges, L OBP: 0.333, SLG: 0.254 (9, PH)										1	0	1	0	0	0	0				
José Oquendo, S OBP: 0.267, SLG: 0.083 (9, PH)										3	0	0	0	0	0	2				
Mike Jorgensen, L OBP: 0.462, SLG: 0.700 (9, PH)										1	0	1	0	0	0	0				
Rick Ownbey, R OBP: 0.125, SLG: 0.125 (5, 1)										2	1	1	0	0	0	0				
Carlos Diaz, R (6, 1)										1	0	0	0	0	1	0				
Mike Torrez, R OBP: 0.182, SLG: 0.182 (9, PH)										0	0	0	0	0	0	0				
Rusty Staub, L OBP: 0.370, SLG: 0.273 (9, PH)										1	0	0	0	0	1	1				
Inning Stats	R: 2 E: 0 K: 1 S: 8	H: 3 LOB: 2 BB: 0 P: 9	R: 1 E: 1 K: 0 S: 5	H: 2 LOB: 1 BB: 0 P: 5	R: 0 E: 0 K: 1 S: 7	H: 2 LOB: 2 BB: 0 P: 7	R: 0 E: 0 K: 1 S: 5	H: 0 LOB: 0 BB: 0 P: 5	R: 1 E: 0 K: 0 S: 4	H: 1 LOB: 0 BB: 0 P: 4	R: 0 E: 0 K: 2 S: 7	H: 0 LOB: 0 BB: 0 P: 7	R: 0 E: 0 K: 0 S: 3	H: 0 LOB: 0 BB: 0 P: 3	R: 0 E: 0 K: 2 S: 8	H: 1 LOB: 1 BB: 0 P: 8	1B: 8 2B: 1 3B: 0 HR: 0	SF: 2 SAC: 0 DP: 0 HBP: 1	WP: 0 PB: 0 SB: 2 CS: 0	PA: 37
PITCHER	IP WLS BF H R ER SO BB IBB HBP BLK WP HR S P ERA WHIP																			
Vern Ruhle, R ERA: 4.15 (1, 1)	3.0	L	17	7	3	2	2	0	0	1	0	0	0	0	20	21	6.00	2.333		
Mike Madden, L ERA: 2.57 (4, 1)	2.0	W	7	1	1	1	1	0	0	0	0	0	0	9	9	4.50	0.500			
Frank LaCorte, R ERA: 4.15 (6, 1)	4.0	S	13	1	0	0	6	0	0	0	0	0	0	25	25	0.00	0.250			

New York Mets @ Houston Astros
Astrodome, Houston, TX
Mon May 09 1983, 8:05 PM EDT
Att: 7,436 - Unknown

AB 34
R 4
H 9
RBI 3
BB 0
SO 9
LOB 13



Batter	1	2	3	4	5	6	7	8	9	AB	R	H	RBI	BB	SO	LOB	BOTTOM			
Omar Moreno, L OBP: 0.287, SLG: 0.346 (1, 8)										4	1	2	2	0	1	0				
Tony Scott, S OBP: 0.290, SLG: 0.373 (1, 9)										2	0	1	0	0	0	0				
Mike Madden, L (4, 1)										0	0	0	0	0	0	0				
Denny Walling, L OBP: 0.100, SLG: 0.053 (5, PH)										1	0	0	0	0	0	1				
Frank LaCorte, R (6, 1)										1	0	0	0	0	0	2				
Dickie Thon, R OBP: 0.336, SLG: 0.388 (1, 6)										3	1	0	0	1	0	1				
Phil Garner, R OBP: 0.344, SLG: 0.384 (1, 5)										4	1	1	2	0	0	1				
Jose Cruz, L OBP: 0.411, SLG: 0.442 (1, 7)										3	0	2	1	1	0	0				
Ray Knight, R OBP: 0.348, SLG: 0.471 (1, 3)										4	0	1	0	0	2	2				
Alan Ashby, S OBP: 0.319, SLG: 0.463 (1, 2)										4	2	2	1	0	0	2				
Bill Doran, S OBP: 0.333, SLG: 0.267 (1, 4)										4	0	2	0	0	0	1				
Vern Ruhle, R (1, 1)										0	0	0	0	0	0	0				
Terry Puhl, L OBP: 0.218, SLG: 0.216 (3, PH) (4, 9)										3	1	1	0	0	2	2				
Inning Stats	R: 0 E: 0 K: 1 S: 6	H: 1 LOB: 1 BB: 0 P: 6	R: 0 E: 0 K: 0 S: 3	H: 1 LOB: 1 BB: 1 P: 7	R: 0 E: 0 K: 1 S: 5	H: 0 LOB: 0 BB: 0 P: 5	R: 0 E: 0 K: 1 S: 6	H: 1 LOB: 1 BB: 0 P: 6	R: 5 E: 1 K: 1 S: 10	H: 5 LOB: 1 BB: 1 P: 14	R: 1 E: 0 K: 1 S: 7	H: 3 LOB: 1 BB: 0 P: 7	R: 0 E: 1 K: 0 S: 3	H: 0 LOB: 0 BB: 0 P: 3	R: 0 E: 0 K: 0 S: 3	H: 1 LOB: 0 BB: 0 P: 3	1B: 9 2B: 2 3B: 1 HR: 1	SF: 0 SAC: 0 DP: 1 HBP: 0	WP: 0 PB: 0 SB: 2 CS: 3	PA: 37
PITCHER	IP WLS BF H R ER SO BB IBB HBP BLK WP HR S P ERA WHIP																			
Rick Ownbey, R ERA: 6.2 (5, 1)	4.2	L	22	7	5	5	3	2	0	0	0	1	1	26	34	9.64	1.929			
Carlos Diaz, L ERA: 2.4 (6, 1)	0.2	W	6	4	1	1	2	0	0	0	0	0	0	10	10	13.50	6.000			
Mike Torrez, R ERA: 5.4 (6, 1)	2.2	W	7	1	0	0	0	0	0	0	0	0	0	7	7	0.00	0.375			

New York Mets @ Houston Astros
Astrodome, Houston, TX
Mon May 09 1983, 8:05 PM EDT
Att: 7,436 - Unknown


AB 33
R 6
H 12
RBI 6
BB 2
SO 5
LOB 12



Batter	1	2	3	4	5	6	7	8	9	10	11	AB	R	H	RBI	BB	SO	LOB	TOP			
Mookie Wilson, S OBP: 0.325, SLG: 0.409	K	1-3			F8		FC1-5-2-6 1B		E S 1B			5	1	1	0	0	1	3				
Hubie Brooks, R OBP: 0.302, SLG: 0.370	FC6-4 1B		5-3									4	0	3	2	1	0	0				
Dave Kingman, R OBP: 0.233, SLG: 0.407	FC6-4 1-2		K		K				FC6-4 BB			4	0	0	0	1	2	4				
George Foster, R OBP: 0.349, SLG: 0.457	L5		4-3									5	0	0	0	0	0	3				
Mark Bradley, R OBP: 0.333, SLG: 0.308		1B 1B										5	1	3	0	0	1	0				
Brian Giles, R OBP: 0.309, SLG: 0.262		1B SF7 1B			8-3							4	1	1	0	1	1	1				
Ronn Reynolds, R OBP: 0.125, SLG: 0.091			5-3									5	0	1	1	0	0	2				
José Oquendo, S OBP: 0.333, SLG: 0.154												1	1	1	1	1	0	0				
Danny Heep, L OBP: 0.373, SLG: 0.507		SF7										1	0	0	0	0	0	0				
Wally Backman, S OBP: 0.156, SLG: 0.129												1	0	0	0	0	0	0				
Ed Lynch, R OBP: 0.286, SLG: 0.286												1	0	0	0	0	0	0				
Carlos Diaz, R												0	0	0	0	0	0	0				
Doug Sisk, R												0	0	0	0	0	0	0				
Rusty Staub, L OBP: 0.357, SLG: 0.261												1	0	0	0	0	0	0				
Neil Allen, R												1	0	0	0	0	0	0				
Inning Stats	R: 0 E: 0 K: 1 S: 6	H: 1 LOB: 1 BB: 0 P: 6	R: 2 E: 0 K: 0 S: 6	H: 3 LOB: 1 BB: 0 P: 6	R: 0 E: 0 K: 1 S: 5	H: 0 LOB: 0 BB: 0 P: 5	R: 0 E: 0 K: 0 S: 3	H: 1 LOB: 0 BB: 0 P: 3	R: 1 E: 0 K: 1 S: 7	H: 2 LOB: 1 BB: 0 P: 7	R: 0 E: 0 K: 0 S: 3	H: 0 LOB: 0 BB: 0 P: 3	R: 0 E: 0 K: 2 S: 4	H: 1 LOB: 2 BB: 1 P: 8	R: 0 E: 0 K: 0 S: 7	H: 0 LOB: 0 BB: 0 P: 7	R: 0 E: 0 K: 0 S: 3	H: 0 LOB: 0 BB: 0 P: 3	1B: 9 2B: 3 3B: 0 HR: 0	SF: 1 SAC: 2 DP: 2 HBP: 0	WP: 0 PB: 0 SB: 3 CS: 0	PA: 45
PITCHER	IP WLS BF H R ER SO BB IBB HBP BLK WP HR S P ERA WHIP	Bob Knepper, L ERA: 2.95	Dave Smith, R ERA: 6.55	Bill Dawley, R ERA: 0.64	Frank DiPino, L ERA: 2.45	PITCHER																

New York Mets @ Houston Astros
Astrodome, Houston, TX
Tue May 10 1983, 8:05 PM EDT
Att: 8,941 - Unknown


AB 38
R 4
H 10
RBI 4
BB 4
SO 5
LOB 14



Batter	1	2	3	4	5	6	7	8	9	10	11	AB	R	H	RBI	BB	SO	LOB	BOTTOM							
Omar Moreno, L OBP: 0.289, SLG: 0.341	F9		4-3									5	1	1	1	1	0	2								
Tony Scott, S OBP: 0.273, SLG: 0.349												4	0	0	0	0	0	2								
Dave Smith, R	F8											0	0	0	0	0	0	0								
Bill Dawley, R												0	0	0	0	0	0	0								
Denny Walling, L OBP: 0.182, SLG: 0.143												2	0	2	1	0	0	0								
Dickie Thon, R OBP: 0.341, SLG: 0.392	6-3											4	1	2	1	0	0	0								
Phil Garner, R OBP: 0.346, SLG: 0.402												5	0	2	2	0	0	2								
Jose Cruz, L OBP: 0.410, SLG: 0.436												4	0	1	0	1	0	2								
Ray Knight, R OBP: 0.342, SLG: 0.458												5	0	1	0	0	1	4								
Frank DiPino, L OBP: 0.500, SLG: 1.000												0	0	0	0	0	0	0								
Alan Ashby, S OBP: 0.316, SLG: 0.447												3	0	0	0	1	0	1								
Terry Puhl, L OBP: 0.218, SLG: 0.216												0	0	0	0	0	0	0								
Luis Pujols, R OBP: 0.300, SLG: 0.222												1	0	1	0	0	0	0								
Craig Reynolds, L OBP: 0.091, SLG: 0.091												0	1	0	0	0	0	0								
Bill Doran, S OBP: 0.344, SLG: 0.276												4	1	2	0	1	0	0								
Bob Knepper, L ERA: 3.63												2	0	0	0	0	0	0								
Kevin Bass, S OBP: 0.317, SLG: 0.410												2	1	1	0	0	0	2								
Inning Stats	R: 0 E: 0 K: 0 S: 3	H: 0 LOB: 0 BB: 0 P: 3	R: 0 E: 0 K: 0 S: 4	H: 1 LOB: 1 BB: 0 P: 4	R: 0 E: 0 K: 0 S: 3	H: 0 LOB: 0 BB: 0 P: 3	R: 0 E: 0 K: 0 S: 4	H: 1 LOB: 1 BB: 0 P: 4	R: 0 E: 0 K: 1 S: 5	H: 0 LOB: 0 BB: 0 P: 5	R: 0 E: 0 K: 0 S: 3	H: 0 LOB: 0 BB: 0 P: 3	R: 0 E: 0 K: 0 S: 4	H: 2 LOB: 1 BB: 0 P: 4	R: 4 E: 0 K: 0 S: 8	H: 5 LOB: 1 BB: 0 P: 8	R: 0 E: 0 K: 0 S: 4	H: 1 LOB: 2 BB: 1 P: 8	R: 0 E: 0 K: 0 S: 4	H: 1 LOB: 2 BB: 1 P: 8	R: 1 E: 0 K: 0 S: 3	H: 2 LOB: 3 BB: 2 P: 11	1B: 12 2B: 0 3B: 1 HR: 0	SF: 0 SAC: 2 DP: 1 HBP: 0	WP: 0 PB: 0 SB: 0 CS: 0	PA: 47
PITCHER	IP WLS BF H R ER SO BB IBB HBP BLK WP HR S P ERA WHIP	Ed Lynch, R ERA: 3.63	Carlos Diaz, L ERA: 2.35	Doug Sisk, R ERA: 3.85	Neil Allen, R ERA: 5.68	PITCHER																				

New York Mets @ Houston Astros
Astrodome, Houston, TX
Tue May 10 1983, 8:05 PM EDT
Att: 8,941 - Unknown

AB 41
R 5
H 13
RBI 5
BB 4
SO 1
LOB 15



Batter	1	2	3	4	5	6	7	8	9	AB	R	H	RBI	BB	SO	LOB	TOP						
Mookie Wilson, S OBP: 0.323, SLG: 0.403 (1, 8)	0-0 6-3 1B		0-0 F8			0-0 4-3		0-0 3-1		4	0	1	0	0	0	0	New York Mets @ Houston Astros Astrodome, Houston, TX Wed May 11, 1983, 8:05 PM EDT Att: 8,757 - Unknown						
Hubie Brooks, R OBP: 0.290, SLG: 0.354 (1, 5)	0-0 6-3 1-2		0-0 F9			0-0 5-3		0-0 F9		4	0	0	0	0	0	1							
Daryl Strawberry, L OBP: 0.217, SLG: 0.150 (1, 9)	0-3 K			0-0 F8			0-0 L3		0-0 4-3	4	0	0	0	0	1	1							
George Foster, R OBP: 0.345, SLG: 0.448 Mark Bradley, R OBP: 0.333, SLG: 0.308 (1, 7) (9, 7)	0-0 5-3			0-0 F3			0-0 HR 1B		0-3 K	4	1	1	0	0	1	1							
Dave Kingman, R OBP: 0.234, SLG: 0.433 Mike Jorgensen, L OBP: 0.462, SLG: 0.700 (1, 3) (9, 3)		0-0 F7		0-0 6-3			0-0 HR 1-H HR		0-0 L5	4	1	1	2	0	0	0							
Ron Hodges, L OBP: 0.333, SLG: 0.258 (1, 2)		0-0 F8			0-3 K					3	0	1	0	0	1	0							
Brian Giles, R OBP: 0.309, SLG: 0.276 (1, 4)		0-0 S BLK 2B		0-0 6-3			0-0 F7 1B			3	1	1	0	0	0	1							
José Oquendo, S OBP: 0.286, SLG: 0.125 (1, 6)		0-0 F8 2-H		0-3 K			0-0 F8			3	0	0	0	0	1	1							
Tom Seaver, R OBP: 0.200, SLG: 0.429 (1, 1)			0-0 F9			0-0 G3		0-3 K		3	0	0	0	0	1	0							
Inning Stats	R: 0 E: 0 K: 1 S: 6	H: 1 LOB: 1 BB: 0 P: 6	R: 1 E: 0 K: 0 S: 4	H: 1 LOB: 0 BB: 0 P: 4	R: 0 E: 0 K: 0 S: 3	H: 0 LOB: 0 BB: 0 P: 3	R: 0 E: 0 K: 2 S: 7	H: 0 LOB: 0 BB: 0 P: 7	R: 0 E: 0 K: 0 S: 3	H: 0 LOB: 0 BB: 0 P: 3	R: 2 E: 0 K: 0 S: 6	H: 3 LOB: 1 BB: 0 P: 6	R: 0 E: 0 K: 1 S: 5	H: 0 LOB: 0 BB: 0 P: 5	R: 0 E: 0 K: 1 S: 5	H: 0 LOB: 0 BB: 0 P: 5	1B: 3 2B: 1 3B: 0 HR: 1	SF: 0 SAC: 0 DP: 0 HBP: 0	WP: 0 PB: 0 SB: 1 CS: 0	PA: 32			
PITCHER	IP WLS BF H R ER SO BB IBB HBP BLK WP HR S P ERA WHIP	8.0 L 29 5 3 3 4 0 0 0 0 0 1 37 37 3.38 0.625	1.0 3 0 0 0 1 0 0 0 0 0 0 5 5 0.00 0.000																				

AB	32
R	3
H	5
RBI	2
BB	0
SO	5
LOB	5



Batter	1	2	3	4	5	6	7	8	9	AB	R	H	RBI	BB	SO	LOB	BOTTOM					
Omar Moreno, L OBP: 0.301, SLG: 0.370 (1, 8)	4-0 G5-4-3 1B BB		0-0 3B		0-3 K			0-0 2B		3	0	2	0	1	1	1	New York Mets @ Houston Astros Astrodome, Houston, TX Wed May 11, 1983, 8:05 PM EDT Att: 8,757 - Unknown					
Tony Scott, S OBP: 0.271, SLG: 0.343 Dave Smith, R (1, 9) (9, 1)	0-0 G5-4-3 1-2 1B		0-0 4-3			0-0 F8		0-0 4-3		4	0	1	0	0	0	1						
Dickie Thon, R OBP: 0.338, SLG: 0.383 (1, 6)	0-0 G5-4-3 1-2 2-3 1B			4-0 S BB		0-0 6-3		0-0 6-3		3	0	0	0	1	0	2						
Phil Garner, R OBP: 0.336, SLG: 0.388 (1, 5)	0-0 1-3		0-0 F9		0-3 K		0-3 K		0-0 F8	4	0	0	0	0	1	2						
Jose Cruz, L OBP: 0.399, SLG: 0.421 (1, 7)		0-0 F8		0-3 K		0-0 6-3		0-0 6-3		4	0	0	0	0	1	1						
Ray Knight, R OBP: 0.333, SLG: 0.445 (1, 3)		0-0 4-3		0-3 K 1-2		0-0 6-3		0-0 6-3		3	0	0	0	0	1	1						
Alan Ashby, S OBP: 0.316, SLG: 0.443 (1, 2)		0-0 1B		0-0 1-3		0-0 6-3		0-0 6-3		3	0	1	0	0	0	0						
Bill Doran, S OBP: 0.344, SLG: 0.287 (1, 4)		0-3 K		0-0 K		0-0 2B		0-0 4-3		3	0	1	0	0	1	1						
Mike Scott, R Denny Walling, L OBP: 0.174, SLG: 0.136 (1, 1) (8, PH) (9, 9)			0-0 5-3		0-3 K			0-0 1-3		2	0	0	0	0	1	1						
Inning Stats	R: 0 E: 0 K: 0 S: 3	H: 1 LOB: 1 BB: 1 P: 7	R: 0 E: 0 K: 1 S: 6	H: 1 LOB: 1 BB: 0 P: 6	R: 0 E: 0 K: 2 S: 7	H: 0 LOB: 1 BB: 1 P: 11	R: 0 E: 0 K: 2 S: 8	H: 1 LOB: 1 BB: 0 P: 8	R: 0 E: 0 K: 1 S: 5	H: 0 LOB: 0 BB: 0 P: 5	R: 0 E: 0 K: 0 S: 3	H: 0 LOB: 0 BB: 0 P: 3	R: 0 E: 0 K: 0 S: 4	H: 1 LOB: 1 BB: 0 P: 4	R: 0 E: 0 K: 0 S: 3	H: 0 LOB: 0 BB: 0 P: 3	1B: 2 2B: 2 3B: 1 HR: 0	SF: 0 SAC: 0 DP: 1 HBP: 0	WP: 0 PB: 0 SB: 1 CS: 0	PA: 32		
PITCHER	IP WLS BF H R ER SO BB IBB HBP BLK WP HR S P ERA WHIP	9.0 W 32 5 0 0 6 2 0 0 0 0 0 42 50 0.00 0.778																				



Batter	1	2	3	4	5	6	7	8	9	AB	R	H	RBI	BB	SO	LOB	TOP					
Mookie Wilson, S (1, 8) OBP: 0.326, SLG: 0.403										5	1	2	0	0	0	1						
Mark Bradley, R (1, 9) OBP: 0.368, SLG: 0.313										3	0	1	1	1	1	1						
Hubie Brooks, R (1, 5) OBP: 0.308, SLG: 0.364										3	0	2	1	1	1	0						
George Foster, R (1, 7) OBP: 0.342, SLG: 0.440										4	0	1	0	0	1	4						
Dave Kingman, R (1, 3) OBP: 0.224, SLG: 0.415										4	0	0	0	0	2	3						
Brian Giles, R (1, 4) OBP: 0.307, SLG: 0.275										4	0	1	0	0	0	1						
Ronn Reynolds, R (1, 2) OBP: 0.111, SLG: 0.080										3	0	0	0	0	1	1	AB 34					
Danny Heep, L (9, PH) OBP: 0.368, SLG: 0.500										1	0	0	0	0	0	0	R 2					
José Oquendo, S (1, 6) OBP: 0.292, SLG: 0.158										3	1	1	0	0	1	1	H 9					
Mike Jorgensen, L (9, PH) OBP: 0.426, SLG: 0.636										1	0	0	0	0	0	0	RBI 2					
Mike Torrez, R (1, 1) OBP: 0.167, SLG: 0.167										1	0	0	0	0	0	0	BB 2					
Tucker Ashford, R (7, PH)										0	0	0	0	0	0	0	SO 7					
Carlos Diaz, R (7, 1)										0	0	0	0	0	0	0	LOB 12					
Craig Swan, R (7, 1) OBP: 0.143, SLG: 0.143										0	0	0	0	0	0	0						
Rusty Staub, L (9, PH) OBP: 0.379, SLG: 0.292										1	0	1	0	0	0	0						
Inning Stats	R: 0 E: 0 K: 0 S: 4	H: 2 LOB: 2 BB: 1 P: 8	R: 0 E: 0 K: 1 S: 5	H: 0 LOB: 0 BB: 0 P: 5	R: 0 E: 0 K: 1 S: 6	H: 1 LOB: 2 BB: 1 P: 10	R: 0 E: 0 K: 2 S: 7	H: 0 LOB: 0 BB: 0 P: 7	R: 2 E: 0 K: 0 S: 6	H: 4 LOB: 1 BB: 0 P: 6	R: 0 E: 0 K: 0 S: 4	H: 1 LOB: 1 BB: 0 P: 4	R: 0 E: 0 K: 1 S: 5	H: 0 LOB: 0 BB: 0 P: 5	R: 0 E: 1 K: 2 S: 8	H: 0 LOB: 1 BB: 0 P: 8	R: 0 E: 0 K: 0 S: 4	H: 1 LOB: 1 BB: 0 P: 4	1B: 9 2B: 5 3B: 0 HR: 0	SF: 0 SAC: 1 DP: 1 HBP: 0	WP: 0 PB: 0 SB: 1 CS: 0	PA: 37
PITCHER	IP	WLS	BF	H	R	ER	SO	BB	IBB	HBP	BLK	WP	HR	S	P	ERA	WHIP					
John Candelaria, L (1, 1) ERA: 4.04	7.0	W	29	8	2	2	5	2	0	0	0	0	0	37	45	2.57	1.429					
Kent Tekulve, R (8, 1) ERA: 0.57	2.0		8	1	0	0	2	0	0	0	0	0	0	12	12	0.00	0.500					

New York Mets @ Pittsburgh Pirates
Three Rivers Stadium, Pittsburgh, PA
Thu May 12 1983, 7:05 PM EDT
Att: 7,944 - Unknown

AB 34
R 2
H 9
RBI 2
BB 2
SO 7
LOB 12



Batter	1	2	3	4	5	6	7	8	9	AB	R	H	RBI	BB	SO	LOB	BOTTOM				
Lee Lacy, R (1, 7) OBP: 0.314, SLG: 0.390										5	0	0	0	0	1	1					
Johnny Ray, S (1, 4) OBP: 0.327, SLG: 0.485										4	2	3	1	0	0	0					
Dave Parker, L (1, 9) OBP: 0.270, SLG: 0.343										4	3	3	2	0	0	1					
Jason Thompson, L (1, 3) OBP: 0.366, SLG: 0.438										3	0	2	1	1	0	1					
Richie Hebner, L (1, 5) OBP: 0.400, SLG: 0.348										3	0	2	1	1	0	1					
Lee Mazzilli, S (1, 8) OBP: 0.383, SLG: 0.398										3	0	0	1	0	0	4					
Tony Peña, R (1, 2) OBP: 0.278, SLG: 0.337										4	0	1	0	0	0	3	AB 33				
Dale Berra, R (1, 6) OBP: 0.278, SLG: 0.337										4	1	1	0	0	1	0	R 6				
John Candelaria, L (1, 1) OBP: 0.133, SLG: 0.071										2	0	0	0	0	0	0	H 12				
Kent Tekulve, R (8, 1)										1	0	0	0	0	0	0	RBI 6				
Inning Stats	R: 2 E: 0 K: 0 S: 6	H: 4 LOB: 2 BB: 1 P: 10	R: 1 E: 0 K: 1 S: 7	H: 2 LOB: 1 BB: 0 P: 7	R: 0 E: 0 K: 0 S: 3	H: 0 LOB: 1 BB: 1 P: 7	R: 0 E: 0 K: 1 S: 5	H: 0 LOB: 0 BB: 0 P: 5	R: 1 E: 0 K: 0 S: 5	H: 2 LOB: 1 BB: 0 P: 5	R: 0 E: 0 K: 0 S: 3	H: 0 LOB: 0 BB: 0 P: 3	R: 2 E: 0 K: 0 S: 7	H: 4 LOB: 2 BB: 0 P: 7	R: 0 E: 0 K: 0 S: 3	H: 0 LOB: 0 BB: 0 P: 3	1B: 7 2B: 5 3B: 0 HR: 0	SF: 1 SAC: 1 DP: 0 HBP: 0	WP: 0 PB: 0 SB: 2 CS: 0	PA: 37	
PITCHER	IP	WLS	BF	H	R	ER	SO	BB	IBB	HBP	BLK	WP	HR	S	P	ERA	WHIP				
Mike Torrez, R (1, 1) ERA: 5.48	6.0	L	27	8	4	4	2	2	0	0	0	0	0	29	37	6.00	1.667				
Carlos Diaz, L (7, 1) ERA: 3.39	0.2		6	4	2	2	0	0	0	0	0	0	0	6	6	27.00	6.000				
Craig Swan, R (7, 1) ERA: 5.79	1.1		4	0	0	0	0	0	0	0	0	0	0	4	4	0.00	0.000				

New York Mets @ Pittsburgh Pirates
Three Rivers Stadium, Pittsburgh, PA
Thu May 12 1983, 7:05 PM EDT
Att: 7,944 - Unknown

AB 33
R 6
H 12
RBI 6
BB 2
SO 2
LOB 11



Batter	1	2	3	4	5	6	7	8	9	AB	R	H	RBI	BB	SO	LOB	TOP			
Mookie Wilson, S (1, 8) OBP: 0.313, SLG: 0.388	0-3 K ①		0-3 K ②		0-3 K ③			E4 1B 1B	FC6 ③	5	1	0	0	0	3	2				
Hubie Brooks, R (1, 5) OBP: 0.306, SLG: 0.359	0-3 K ②		0-3 K ③			0-0 6-3 ①		FC4-6 1B 1-2 1B		4	0	1	0	0	2	0				
Danny Heep, L (1, 7) OBP: 0.364, SLG: 0.487	0-0 F8 ③			0-0 1-3 ①		0-0 F7 ②		FC4-6 1B 1-2 2-H		4	0	1	1	0	0	0				
Darryl Strawberry, L (1, 9) OBP: 0.222, SLG: 0.167		0-0 6-3 ①		0-0 1B 1B 1B		0-0 6-3 ③		FC4-6 1B 1-2 2-3		4	0	1	0	0	0	2				
Rusty Staub, L (1, 3) OBP: 0.424, SLG: 0.333	4-0 1B BB BB			0-0 1B 1-2 1B			0-0 5-3 1B ①	G3 ③		3	0	2	0	1	0	2				
Ron Hodges, L (1, 2) OBP: 0.342, SLG: 0.262	4-0 1B BB 1-2 BB			0-0 1B 1-2 2-3 1B ②			0-0 5-3 1B ①	G3 ①		3	0	1	0	1	0	1				
Brian Giles, R (1, 4) OBP: 0.314, SLG: 0.284 (7, 6)	0-0 G6-4-3 1B 1-2 2-3			0-3 K ③			0-0 6-3 ②	FC6-4 BB 1B		4	0	2	0	0	1	3				
José Oquendo, S (1, 6) OBP: 0.308, SLG: 0.190	0-0 G6-4-3 ②				0-0 CS 1B		0-0 4-3 ③	FC6-4 BB 1-2 BB		2	0	1	0	0	0	3				
Mike Jorgensen, L (7, PH) OBP: 0.400, SLG: 0.583										1	0	0	0	0	0	1				
Wally Backman, S (7, 4) OBP: 0.182, SLG: 0.129										0	0	0	0	1	0	0				
Scott Holman, R (1, 1) OBP: 0.375, SLG: 0.375			0-3 K ①							2	0	0	0	0	2	1				
Mark Bradley, R (8, PH) OBP: 0.350, SLG: 0.294										1	0	0	0	0	1	0				
Doug Sisk, R (8, 1) OBP: 0.339, SLG: 0.436										0	0	0	0	0	0	2				
George Foster, R (9, PH) OBP: 0.339, SLG: 0.436										0	0	0	0	0	0	0				
Carlos Diaz, R (9, 1)										0	0	0	0	0	0	0				
Inning Stats	R: 0 E: 0 K: 2 S: 7	H: 0 LOB: 0 BB: 0 P: 7	R: 0 E: 0 K: 0 S: 3	H: 1 LOB: 2 BB: 2 P: 11	R: 0 E: 0 K: 3 S: 9	H: 0 LOB: 0 BB: 0 P: 9	R: 0 E: 0 K: 1 S: 7	H: 3 LOB: 2 BB: 0 P: 7	R: 0 E: 0 K: 0 S: 3	H: 0 LOB: 1 BB: 0 P: 3	R: 0 E: 0 K: 0 S: 4	H: 1 LOB: 1 BB: 0 P: 4	R: 1 E: 1 K: 0 S: 8	H: 2 LOB: 2 BB: 1 P: 8	R: 0 E: 0 K: 0 S: 4	H: 1 LOB: 2 BB: 1 P: 8	1B: 9 2B: 0 3B: 0 HR: 0	SF: 0 SAC: 0 DP: 1 HBP: 0	WP: 0 PB: 0 SB: 0 CS: 1	PA: 37
PITCHER	IP	WLS	BF	H	R	ER	SO	BB	IBB	HBP	BLK	WP	HR	S	P	ERA	WHIP			
Rick Rhoden, R (1, 1) ERA: 2.44	8.0		32	8	1	0	9	2	0	0	0	0	0	48	56	0.00	1.250			
Rod Scurry, L (9, 1) ERA: 2.0	0.1		3	1	0	0	0	1	0	0	0	0	0	2	6	0.00	6.000			
Kent Tekulve, R (9, 1) ERA: 0.55	0.2	W	2	0	0	0	0	0	0	0	0	0	0	2	2	0.00	0.000			

New York Mets @ Pittsburgh Pirates
Three Rivers Stadium, Pittsburgh, PA
Fri May 13 1983, 7:05 PM EDT
Att: 11,000 - Unknown

AB 34
R 1
H 9
RBI 1
BB 3
SO 9
LOB 17



Batter	1	2	3	4	5	6	7	8	9	AB	R	H	RBI	BB	SO	LOB	BOTTOM			
Lee Mazzilli, S (1, 8) OBP: 0.397, SLG: 0.389	0-3 K ①		4-0 CS BB			4-0 G4-6-3 BB		L8 ②		2	0	0	0	2	1	2				
Johnny Ray, S (1, 4) OBP: 0.315, SLG: 0.467	0-0 4-3 ②		0-0 CS ③	0-0 F2 ①		0-0 G4-6-3 ②		K ③		4	0	0	0	0	1	3				
Dave Parker, L (1, 9) OBP: 0.282, SLG: 0.365	0-0 2B ③			0-0 1-4-3 ②		0-0 F8 ③			0-0 S 1B 1B	4	1	2	0	0	0	0				
Jason Thompson, L (1, 3) OBP: 0.353, SLG: 0.420	0-0 4-1 ③			0-0 F9 ③			0-0 F9 ①		0-3 K ①	4	0	0	0	0	1	2				
Richie Hebner, L (1, 5) OBP: 0.424, SLG: 0.360		0-3 K ①			0-0 S 2B 1B		4-0 CS BB		4-0 1B 1B	2	1	1	0	1	1	0				
Jim Morrison, R (9, PH)									1-2 1B 1B	0	0	0	0	1	0	0				
Mike Easter, L (1, 7) OBP: 0.388, SLG: 0.404		0-0 G4-6-3 1B			0-0 SH1 2B 1-H		0-0 F8 ②		0-0 1-2 2-H 1B	4	0	3	2	0	0	1				
Tony Peña, R (1, 2) OBP: 0.283, SLG: 0.340	0-0 G4-6-3 ②				0-0 SH1 ①					2	0	1	0	0	0	1				
Dale Berra, R (1, 6) OBP: 0.273, SLG: 0.330			0-0 L5 ①		0-0 6-3 ②			0-0 SH1-3 1B 1-2		2	0	0	0	0	0	1				
Rick Rhoden, R (1, 1) OBP: 0.105, SLG: 0.105					0-0 5-3 ②					2	0	0	0	0	0	1				
Gene Tenace, R (8, PH) OBP: 0.231, SLG: 0.091										0	0	0	0	1	0	0				
Rod Scurry, L (9, 1) ERA: 3.86										0	0	0	0	0	0	0				
Kent Tekulve, R (9, 1)										0	0	0	0	0	0	0				
Inning Stats	R: 0 E: 0 K: 1 S: 6	H: 1 LOB: 1 BB: 0 P: 6	R: 0 E: 0 K: 1 S: 5	H: 1 LOB: 0 BB: 0 P: 5	R: 0 E: 0 K: 0 S: 2	H: 0 LOB: 1 BB: 1 P: 6	R: 0 E: 0 K: 0 S: 3	H: 0 LOB: 0 BB: 0 P: 3	R: 1 E: 0 K: 0 S: 5	H: 2 LOB: 1 BB: 0 P: 5	R: 0 E: 0 K: 0 S: 2	H: 0 LOB: 0 BB: 1 P: 6	R: 0 E: 0 K: 1 S: 6	H: 1 LOB: 2 BB: 1 P: 10	R: 0 E: 0 K: 1 S: 5	H: 2 LOB: 2 BB: 1 P: 9	1B: 5 2B: 2 3B: 0 HR: 0	SF: 0 SAC: 2 DP: 2 HBP: 0	WP: 0 PB: 0 SB: 2 CS: 2	PA: 34
PITCHER	IP	WLS	BF	H	R	ER	SO	BB	IBB	HBP	BLK	WP	HR	S	P	ERA	WHIP			
Scott Holman, R (1, 1) ERA: 4.84	7.0		24	4	1	1	2	3	0	0	0	0	0	25	37	1.29	1.000			
Doug Sisk, R (8, 1) ERA: 3.66	1.0		5	1	0	0	1	1	0	0	0	0	0	6	10	0.00	2.000			
Carlos Diaz, L (9, 1) ERA: 3.86	0.1	L	4	2	1	1	1	0	1	0	0	0	0	5	9	27.00	6.000			

New York Mets @ Pittsburgh Pirates
Three Rivers Stadium, Pittsburgh, PA
Fri May 13 1983, 7:05 PM EDT
Att: 11,000 - Unknown

AB 26
R 2
H 7
RBI 2
BB 5
SO 4
LOB 11



Batter	1	2	3	4	5	6	7	8	9	AB	R	H	RBI	BB	SO	LOB	TOP										
Mookie Wilson, S OBP: 0.313, SLG: 0.381 (1, 8)	F7	FC6			FC3-2	1-3			L4	5	1	0	1	0	0	4											
Hubie Brooks, R OBP: 0.305, SLG: 0.381 (1, 5)	6-3	CS	F4		HR				5-3	5	1	2	3	0	0	0											
Darryl Strawberry, L OBP: 0.219, SLG: 0.276 (1, 9)	F8		4-3		HR	F8			F9	5	1	1	2	0	0	1											
George Foster, R OBP: 0.331, SLG: 0.455 (1, 7)		BB	F8		6-3				4-3	4	1	1	0	0	0	0											
Dave Kingman, R OBP: 0.245, SLG: 0.404 Mike Jorgensen, L OBP: 0.438, SLG: 0.615 (7, 3)		1B	F8			1B			K	3	2	1	0	1	1	0											
Ron Hodges, L OBP: 0.350, SLG: 0.265 (1, 2)		1B	6-3			1B			F8	3	2	1	0	1	0	0											
Brian Giles, R OBP: 0.327, SLG: 0.314 (1, 4)		K	5-3			1B			4-3	4	1	1	0	0	1	3											
José Oquendo, S OBP: 0.382, SLG: 0.286 (1, 6)		1B	WP		FC3-2	3B			F7	3	2	2	3	1	0	0											
Ed Lynch, R OBP: 0.300, SLG: 0.300 Craig Swan, R OBP: 0.125, SLG: 0.125 (6, 1)		1B	K			4-3			K	3	0	1	2	0	1	3											
Inning Stats	R: 0 E: 0 K: 0 S: 3	H: 0 LOB: 0 BB: 0 P: 3	R: 4 E: 0 K: 1 S: 7	H: 3 LOB: 0 BB: 2 P: 15	R: 0 E: 0 K: 0 S: 3	H: 0 LOB: 0 BB: 0 P: 3	R: 0 E: 0 K: 0 S: 3	H: 0 LOB: 0 BB: 0 P: 3	R: 3 E: 0 K: 1 S: 7	H: 2 LOB: 1 BB: 1 P: 11	R: 4 E: 0 K: 0 S: 8	H: 5 LOB: 1 BB: 0 P: 8	R: 0 E: 0 K: 1 S: 5	H: 0 LOB: 0 BB: 0 P: 5	R: 0 E: 0 K: 0 S: 5	H: 0 LOB: 0 BB: 0 P: 5	R: 0 E: 0 K: 0 S: 3	H: 0 LOB: 0 BB: 0 P: 3	1B: 6 2B: 2 3B: 1 HR: 1	SF: 0 SAC: 0 DP: 0 HBP: 0	WP: 2 PB: 2 SB: 0 CS: 1	PA: 40					
PITCHER	IP	WLS	BF	H	R	ER	SO	BB	IBB	HBP	BLK	WP	HR	S	P	ERA	WHIP										
Jim Bibby, R ERA: 15.3 (1, 1)	1.1	L	9	3	4	4	1	2	0	0	0	0	0	9	17	27.00	3.750										
Lee Tunnell, R ERA: 5.55 (2, 1)	3.2		13	2	3	3	1	1	0	0	1	2	1	14	18	7.36	0.818										
Jim Winn, R ERA: 7.36 (6, 1)	1.0		8	5	4	4	0	0	0	0	0	0	0	8	8	36.00	5.000										
Randy Niemann, L ERA: 12.71 (7, 1)	2.0		6	0	0	0	2	0	0	0	0	0	0	10	10	0.00	0.000										
Manny Sarmiento, R ERA: 3.39 (9, 1)	1.0		3	0	0	0	0	0	0	0	0	0	0	3	3	0.00	0.000										

New York Mets @ Pittsburgh Pirates
Three Rivers Stadium, Pittsburgh, PA
Mon May 16 1983, 7:05 PM EDT
Att: 1,970 - Unknown

AB 36
R 11
H 10
RBI 11
BB 3
SO 4
LOB 11



Batter	1	2	3	4	5	6	7	8	9	AB	R	H	RBI	BB	SO	LOB	BOTTOM										
Lee Mazzilli, S OBP: 0.403, SLG: 0.431 (1, 8)	E8		HR		G4-6-3	BB			4-3	3	1	2	1	2	0	0											
Johnny Ray, S OBP: 0.316, SLG: 0.460 (1, 4)	1B		4-3		G4-6-3	F8			1B	4	0	1	0	1	0	2											
Dave Parker, L OBP: 0.264, SLG: 0.349 (1, 9)	F6		F7			1B			F7	5	1	1	0	0	1	4											
Jason Thompson, L OBP: 0.376, SLG: 0.425 (1, 3)	F6		1B			2B			F9	4	1	2	0	1	0	3											
Richie Hebner, L OBP: 0.400, SLG: 0.310 (1, 5)	F9		F8			SF9			BB	2	0	0	1	1	0	3											
Mike Easler, L OBP: 0.368, SLG: 0.400 (1, 7)		4-3			L6	1B			G3	4	1	1	0	0	0	3											
Tony Peña, R OBP: 0.280, SLG: 0.327 (1, 2)		F9			L9	1B			L9	4	0	1	2	0	0	0											
Dale Berra, R OBP: 0.283, SLG: 0.340 (1, 6)			6-3		6-3	F2			F4	4	0	1	0	0	0	1											
Jim Bibby, R Lee Tunnell, R Steve Nicosia, R Jim Winn, R Brian Harper, R Randy Niemann, L Gene Tenace, R Manny Sarmiento, R (1, 1) (2, 1) (5, PH) (6, 1) (5, PH) (7, 1) (5, PH) (8, 1)		6-3			F8	K			F3	0	0	0	0	0	0	0											
Inning Stats	R: 0 E: 1 K: 0 S: 4	H: 1 LOB: 2 BB: 1 P: 8	R: 0 E: 0 K: 0 S: 4	H: 1 LOB: 1 BB: 0 P: 4	R: 1 E: 0 K: 0 S: 5	H: 2 LOB: 1 BB: 0 P: 5	R: 0 E: 0 K: 0 S: 3	H: 0 LOB: 0 BB: 0 P: 3	R: 0 E: 0 K: 1 S: 9	H: 4 LOB: 1 BB: 0 P: 9	R: 0 E: 0 K: 1 S: 5	H: 0 LOB: 3 BB: 3 P: 17	R: 0 E: 0 K: 0 S: 3	H: 0 LOB: 0 BB: 0 P: 3	R: 0 E: 0 K: 0 S: 4	H: 1 LOB: 1 BB: 0 P: 4	R: 0 E: 0 K: 0 S: 4	H: 1 LOB: 1 BB: 0 P: 4	1B: 5 2B: 3 3B: 0 HR: 1	SF: 1 SAC: 0 DP: 1 HBP: 0	WP: 0 PB: 0 SB: 1 CS: 0	PA: 40					
PITCHER	IP	WLS	BF	H	R	ER	SO	BB	IBB	HBP	BLK	WP	HR	S	P	ERA	WHIP										
Ed Lynch, R ERA: 4.23 (1, 1)	5.1	W	25	8	4	4	0	2	0	0	0	0	0	23	31	6.75	1.875										
Craig Swan, R ERA: 5.0 (6, 1)	3.2	S	15	1	0	0	2	3	0	0	0	0	0	16	28	0.00	1.091										

New York Mets @ Pittsburgh Pirates
Three Rivers Stadium, Pittsburgh, PA
Mon May 16 1983, 7:05 PM EDT
Att: 1,970 - Unknown

AB 34
R 4
H 9
RBI 4
BB 5
SO 2
LOB 18



Batter	1	2	3	4	5	6	7	8	9	AB	R	H	RBI	BB	SO	LOB	TOP					
Alan Wiggins, S OBP: 0.337, SLG: 0.297 (1, 8)										4	0	2	0	1	0	0						
Gene Richards, L OBP: 0.353, SLG: 0.452 (1, 7)										5	1	2	1	0	1	4						
Juan Bonilla, R OBP: 0.370, SLG: 0.423 (1, 4)										5	0	2	1	0	0	2						
Steve Garvey, R OBP: 0.366, SLG: 0.529 (1, 3)										5	2	2	1	0	0	4						
Terry Kennedy, L OBP: 0.382, SLG: 0.481 (1, 2)										4	0	1	1	0	1	0						
Sixto Lezcano, R OBP: 0.366, SLG: 0.353 (1, 9)										4	0	1	0	0	0	1						
Garry Templeton, S OBP: 0.239, SLG: 0.328 (1, 6)										4	0	1	0	0	1	1						
Tim Flannery, L OBP: 0.367, SLG: 0.483 (7, PH)										2	0	0	0	0	1	2						
Luis Salazar, R OBP: 0.319, SLG: 0.368 (7, 5)										1	0	0	0	1	1	0						
Tim Lollar, L OBP: 0.333, SLG: 0.200 (5, 1)										1	1	0	0	0	1	0						
Mike Coughlin, R OBP: 0.500, SLG: 0.500 (5, 1)										0	0	0	0	0	0	0						
Gary Lucas, L OBP: 0.250, SLG: 0.187 (7, PH)										0	0	0	0	0	0	0						
Doug Cwozdz, R OBP: 0.319, SLG: 0.187 (7, 1)										0	0	0	0	0	0	0						
Elias Sosa, R OBP: 0.250, SLG: 0.187 (8, 1)										0	0	0	0	0	0	0						
Mark Thurmond, L OBP: 0.250, SLG: 0.187 (8, 1)										0	0	0	0	0	0	0						
Kurt Bevacqua, R OBP: 0.250, SLG: 0.187 (9, PH)										1	0	0	0	0	0	1						
Inning Stats	R: 0 E: 0 K: 0 S: 3	H: 0 LOB: 0 BB: 0 P: 3	R: 0 E: 0 K: 0 S: 3	H: 0 LOB: 0 BB: 0 P: 3	R: 1 E: 0 K: 2 S: 8	H: 2 LOB: 2 BB: 1 P: 12	R: 1 E: 0 K: 1 S: 8	H: 3 LOB: 2 BB: 0 P: 8	R: 1 E: 0 K: 0 S: 5	H: 2 LOB: 1 BB: 0 P: 5	R: 0 E: 0 K: 0 S: 3	H: 0 LOB: 0 BB: 0 P: 3	R: 0 E: 0 K: 2 S: 8	H: 1 LOB: 2 BB: 1 P: 12	R: 1 E: 0 K: 0 S: 4	H: 2 LOB: 0 BB: 0 P: 4	R: 0 E: 0 K: 0 S: 4	H: 1 LOB: 3 BB: 2 P: 12	1B: 7 2B: 2 3B: 1 HR: 1	SF: 0 SAC: 0 DP: 1 HBP: 0	WP: 0 PB: 0 SB: 0 CS: 0	PA: 40
PITCHER	IP WLS BF H R ER SO BB IBB HBP BLK WP HR S P ERA WHIP																					
Tom Seaver, R ERA: 2.37 (1, 1)	6.0 W 25 7 3 3 3 1 0 0 0 0 1 30 34 4.50 1.333																					
Jesse Orosco, L ERA: 0.79 (7, 1)	2.2 13 3 1 1 2 3 0 0 0 0 0 14 26 3.38 2.250																					
Doug Sisk, R ERA: 3.6 (9, 1)	0.1 S 2 1 0 0 0 0 0 0 0 0 0 2 2 0.00 3.000																					

San Diego Padres @ New York Mets
Shea Stadium, Flushing, NY
Tue May 17 1983, 7:05 PM EDT
Att: 7,550 - Unknown

AB 36
R 4
H 11
RBI 4
BB 4
SO 5
LOB 15



Batter	1	2	3	4	5	6	7	8	9	AB	R	H	RBI	BB	SO	LOB	BOTTOM					
Mookie Wilson, S OBP: 0.311, SLG: 0.378 (1, 8)										4	1	1	0	0	1	1						
Hubie Brooks, R OBP: 0.320, SLG: 0.419 (1, 5)										4	2	3	0	0	0	1						
Darryl Strawberry, L OBP: 0.290, SLG: 0.424 (1, 9)										4	2	2	3	0	1	2						
George Foster, R OBP: 0.320, SLG: 0.442 (1, 7)										3	0	0	1	0	2	2						
Dave Kingman, R OBP: 0.245, SLG: 0.392 (8, 3)										3	0	0	0	1	2	1						
Mike Jorgensen, L OBP: 0.438, SLG: 0.615 (8, 3)										0	0	0	0	0	0	0						
Brian Giles, R OBP: 0.342, SLG: 0.317 (1, 4)										2	0	1	1	2	1	0						
Ron Hodges, L OBP: 0.345, SLG: 0.254 (1, 2)										3	0	0	1	1	1	2						
José Oquendo, S OBP: 0.368, SLG: 0.258 (1, 6)										3	0	0	0	0	1	4						
Tom Seaver, R OBP: 0.235, SLG: 0.438 (1, 1)										2	1	1	0	0	0	0						
Rusty Staub, L OBP: 0.400, SLG: 0.310 (6, PH)										1	0	0	0	0	0	1						
Jesse Orosco, R OBP: 0.250, SLG: 0.250 (7, 1)										1	0	0	0	0	0	2						
Doug Sisk, R (9, 1)										0	0	0	0	0	0	0						
Inning Stats	R: 2 E: 0 K: 1 S: 8	H: 3 LOB: 3 BB: 2 P: 16	R: 0 E: 0 K: 0 S: 3	H: 1 LOB: 1 BB: 0 P: 3	R: 0 E: 0 K: 2 S: 7	H: 0 LOB: 0 BB: 0 P: 7	R: 0 E: 0 K: 2 S: 7	H: 0 LOB: 0 BB: 0 P: 7	R: 3 E: 0 K: 1 S: 8	H: 3 LOB: 0 BB: 0 P: 8	R: 0 E: 0 K: 1 S: 5	H: 0 LOB: 1 BB: 1 P: 9	R: 1 E: 1 K: 2 S: 9	H: 1 LOB: 1 BB: 0 P: 9	R: 0 E: 0 K: 0 S: 2	H: 0 LOB: 1 BB: 1 P: 7	R: 0 E: 0 K: 0 S: 2	H: 0 LOB: 1 BB: 1 P: 7	1B: 4 2B: 2 3B: 1 HR: 1	SF: 1 SAC: 0 DP: 0 HBP: 1	WP: 0 PB: 0 SB: 0 CS: 2	PA: 36
PITCHER	IP WLS BF H R ER SO BB IBB HBP BLK WP HR S P ERA WHIP																					
Tim Lollar, L ERA: 6.44 (5, 1)	1.1 5 0 0 0 1 1 0 0 0 0 0 6 10 0.00 0.750																					
Mike Coughlin, R ERA: 5.14 (6, 1)	0.1 1 0 0 0 0 0 0 0 0 0 0 1 1 0.00 0.000																					
Gary Lucas, L ERA: 4.76 (7, 1)	1.0 6 1 1 0 2 1 0 0 0 0 0 9 13 0.00 2.000																					
Elias Sosa, R ERA: 6.35 (8, 1)	1.0 3 0 0 0 0 0 0 0 1 0 0 2 3 0.00 0.000																					

San Diego Padres @ New York Mets
Shea Stadium, Flushing, NY
Tue May 17 1983, 7:05 PM EDT
Att: 7,550 - Unknown

AB 30
R 6
H 8
RBI 6
BB 4
SO 9
LOB 16



Batter	1	2	3	4	5	6	7	8	9	AB	R	H	RBI	BB	SO	LOB	TOP					
Alan Wiggins, S (1, 8) OBP: 0.326, SLG: 0.286	0-0 6-3		0-0 1-3			0-0 1-3		0-0 SH1-4		3	0	0	0	0	0	0						
Gene Richards, L (1, 7) OBP: 0.388, SLG: 0.479	0-0 4-3 2B		4-0 F S BB			0-0 6-3		0-0 2-3 2B		3	0	2	0	1	0	0						
Juan Bonilla, R (1, 4) OBP: 0.361, SLG: 0.412	0-0 4-3 2-3		0-0 4-3 1-3			0-0 6-3		0-0 1-3		4	0	0	0	0	0	4						
Steve Garvey, R (1, 3) OBP: 0.363, SLG: 0.529	0-0 5-3			0-0 L1				0-0 4-3 2B		4	0	1	0	0	0	3						
Terry Kennedy, L (1, 2) OBP: 0.378, SLG: 0.474 Luis Salazar, R (9, PR) OBP: 0.319, SLG: 0.368		0-3 K		0-0 F8				0-0 4-3 2-3		4	0	1	0	0	1	1						
Sixto Lezcano, R (1, 9) OBP: 0.383, SLG: 0.350		0-0 FC4-6 1B		0-3 K				0-0 F4		4	0	1	0	0	1	2						
Garry Templeton, S (1, 6) OBP: 0.225, SLG: 0.309		0-0 FC4-6 1-2			0-0 3-1			0-0 1-3		4	0	0	0	0	0	3						
Tim Flannery, L (1, 5) OBP: 0.375, SLG: 0.532		0-0 F8			0-0 3-1					4	1	2	1	0	0	1						
Dave Dravecky, R (1, 1) OBP: 0.115, SLG: 0.080 Jerry Turner, L (9, PH) OBP: 0.167, SLG: 0.091			0-3 K			0-0 F8				2	0	0	0	1	1	0						
Inning Stats	R: 0 E: 0 K: 0 S: 4	H: 1 LOB: 1 BB: 0 P: 4	R: 0 E: 0 K: 1 S: 6	H: 1 LOB: 1 BB: 0 P: 6	R: 0 E: 0 K: 1 S: 5	H: 0 LOB: 1 BB: 1 P: 9	R: 0 E: 0 K: 1 S: 5	H: 0 LOB: 0 BB: 0 P: 5	R: 0 E: 0 K: 0 S: 3	H: 0 LOB: 0 BB: 0 P: 3	R: 0 E: 0 K: 0 S: 3	H: 0 LOB: 0 BB: 0 P: 3	R: 0 E: 0 K: 0 S: 4	H: 1 LOB: 1 BB: 0 P: 4	R: 1 E: 0 K: 0 S: 5	H: 2 LOB: 2 BB: 1 P: 9	R: 0 E: 0 K: 0 S: 5	H: 2 LOB: 2 BB: 0 P: 5	1B: 3 2B: 3 3B: 0 HR: 1	SF: 0 SAC: 1 DP: 0 HBP: 0	WP: 0 PB: 0 SB: 1 CS: 0	PA: 36
PITCHER	IP WLS BF H R ER SO BB IBB HBP BLK WP HR S P ERA WHIP																					
Mike Torrez, R (1, 1) ERA: 4.8	8.0 W 32 6 1 1 3 2 0 0 0 0 1 36 44 1.12 1.000																					
Doug Sisk, R (9, 1) ERA: 3.43	1.0 S 4 1 0 0 0 0 0 0 0 0 0 4 4 0.00 1.000																					

San Diego Padres @ New York Mets
Shea Stadium, Flushing, NY
Wed May 18, 1983, 7:05 PM EDT
Att: 7,580 - Unknown

AB 33
R 1
H 7
RBI 1
BB 2
SO 3
LOB 16



Batter	1	2	3	4	5	6	7	8	9	AB	R	H	RBI	BB	SO	LOB	BOTTOM			
Mookie Wilson, S (1, 8) OBP: 0.316, SLG: 0.388	0-0 4-3			0-0 6-3 1B 2B		0-0 6-3		0-0 SH3-4 1B 1B		4	2	2	0	0	0	0				
Hubie Brooks, R (1, 5) OBP: 0.312, SLG: 0.408	0-0 5-3			0-0 6-3		0-0 6-3		0-0 SH3-4		3	0	0	0	0	0	1				
Darryl Strawberry, L (1, 9) OBP: 0.275, SLG: 0.432	0-3 K			0-0 F6		0-0 BB 1B 1B		0-0 CS 1B		4	0	2	1	0	1	1				
George Foster, R (1, 7) OBP: 0.326, SLG: 0.444		0-0 4-3		0-0 K 1B		0-0 BB 1B		0-0 6-3		4	0	2	1	0	0	1				
Dave Kingman, R (1, 3) OBP: 0.248, SLG: 0.385 Mike Jorgensen, L (9, 3) OBP: 0.438, SLG: 0.615		0-0 F4		0-3 K		4-0 BB		1-2 BB		2	0	0	0	1	1	1				
Brian Giles, R (1, 4) OBP: 0.342, SLG: 0.311		0-0 1-3			4-0 G5-4-3 BB	0-0 F7				2	0	0	0	1	0	3				
Ronn Reynolds, R (1, 2) OBP: 0.147, SLG: 0.067			0-0 6-3		0-0 G5-4-3 1-2			4-0 B1-6-4 BB		2	0	0	0	1	0	1				
José Oquendo, S (1, 6) OBP: 0.366, SLG: 0.242			0-3 K		4-0 BB			0-0 F7		2	0	0	0	1	1	1				
Mike Torrez, R (1, 1) OBP: 0.133, SLG: 0.133 Doug Sisk, R (9, 1) ERA: 2.96			0-0 F3		0-0 6-3			0-0 B1-6-4		3	0	0	0	0	0	2				
Inning Stats	R: 0 E: 0 K: 1 S: 5	H: 0 LOB: 0 BB: 0 P: 5	R: 0 E: 0 K: 0 S: 3	H: 0 LOB: 0 BB: 0 P: 3	R: 0 E: 0 K: 1 S: 5	H: 0 LOB: 0 BB: 0 P: 5	R: 1 E: 0 K: 1 S: 7	H: 2 LOB: 1 BB: 0 P: 7	R: 0 E: 0 K: 0 S: 2	H: 0 LOB: 3 BB: 1 P: 9	R: 0 E: 0 K: 0 S: 2	H: 0 LOB: 0 BB: 1 P: 6	R: 1 E: 0 K: 0 S: 4	H: 2 LOB: 0 BB: 0 P: 4	R: 0 E: 0 K: 0 S: 5	H: 2 LOB: 0 BB: 0 P: 5	1B: 5 2B: 1 3B: 0 HR: 0	SF: 0 SAC: 1 DP: 2 HBP: 0	WP: 0 PB: 0 SB: 0 CS: 1	PA: 31
PITCHER	IP WLS BF H R ER SO BB IBB HBP BLK WP HR S P ERA WHIP																			
Dave Dravecky, L (1, 1) ERA: 2.96	8.0 L 31 6 2 2 3 4 0 0 0 0 0 33 49 2.25 1.250																			

San Diego Padres @ New York Mets
Shea Stadium, Flushing, NY
Wed May 18, 1983, 7:05 PM EDT
Att: 7,580 - Unknown

AB 26
R 2
H 6
RBI 2
BB 4
SO 3
LOB 11



Batter	1	2	3	4	5	6	7	8	9	AB	R	H	RBI	BB	SO	LOB	TOP					
Alan Wiggins, S OBP: 0.322, SLG: 0.275 (1, 8)	L4-6 BB		4-3			4-3		K		3	0	0	0	1	1	1	San Diego Padres @ New York Mets Shea Stadium, Flushing, NY Thu May 19 1983, 7:05 PM EDT Att: 7,034 - Unknown livebaseballscores.com					
Juan Bonilla, R OBP: 0.359, SLG: 0.404 (1, 4)	L4-6		L9			G6-4-3 BB		6-3		3	0	0	0	1	0	2						
Gene Richards, L OBP: 0.364, SLG: 0.465 Ruppert Jones, L OBP: 0.250, SLG: 0.315 (1, 7)	1B E BB		3-1			G6-4-3		E4 FC4-6 BB FC4-6		3	2	0	0	1	0	1						
Steve Garvey, R OBP: 0.373, SLG: 0.531 (1, 3)	1B E			F2			1B	FC4-6 BB		3	0	2	0	1	0	0						
Terry Kennedy, L OBP: 0.368, SLG: 0.460 (1, 2)	K			F9			F5	FC4-6 FC4-6		4	0	0	0	0	1	4						
Sixto Lezcano, R OBP: 0.380, SLG: 0.354 Joe Lefebvre, L OBP: 0.333, SLG: 0.263 (9, PR)		4-3 SF8 2B		F8			F8	FC4-6 FC4-6 1B		4	1	1	1	0	0	2						
Garry Templeton, S OBP: 0.227, SLG: 0.306 (1, 6)		4-3					F4	FC4-6 1B		4	0	1	0	0	0	2						
Tim Flannery, L OBP: 0.366, SLG: 0.523 (1, 5)		SF8		F9				FC4-6		3	0	1	1	0	0	2						
Eric Show, R OBP: 0.263, SLG: 0.316 Luis DeLeon, R OBP: 0.333, SLG: 0.333 (7, 1)		4-3		K			SH2-4 1B	FC4-6		2	0	0	0	0	1	0						
										0	0	0	0	0	0	0						
Inning Stats	R: 1 E: 1 K: 1 S: 5	H: 1 LOB: 1 BB: 2 P: 13	R: 0 E: 0 K: 0 S: 4	H: 1 LOB: 0 BB: 0 P: 4	R: 0 E: 0 K: 0 S: 3	H: 0 LOB: 0 BB: 0 P: 3	R: 0 E: 0 K: 1 S: 5	H: 0 LOB: 0 BB: 0 P: 5	R: 0 E: 0 K: 0 S: 2	H: 0 LOB: 0 BB: 1 P: 6	R: 0 E: 0 K: 0 S: 4	H: 1 LOB: 1 BB: 0 P: 4	R: 0 E: 0 K: 1 S: 6	H: 1 LOB: 1 BB: 0 P: 6	R: 1 E: 1 K: 0 S: 5	H: 1 LOB: 2 BB: 1 P: 9		1B: 4 2B: 2 3B: 0 HR: 0	SF: 1 SAC: 1 DP: 2 HBP: 0	WP: 0 PB: 0 SB: 1 CS: 0	PA: 35	
PITCHER	IP WLS BF H R ER SO BB IBB HBP BLK WP HR S P ERA WHIP	IP WLS BF H R ER SO BB IBB HBP BLK WP HR S P ERA WHIP																				
Scott Holman, R ERA: 4.44 Carlos Diaz, L ERA: 3.44 Jesse Orosco, L ERA: 0.72 Doug Sisk, R ERA: 3.27 (1, 1)	4.0 L 15 2 2 1 1 2 0 0 0 0 0 15 23 2.25 1.000	2.0 6 0 0 0 1 0 0 0 0 0 0 7 11 0.00 0.500	2.0 8 2 0 0 1 0 0 0 0 0 0 10 10 0.00 1.000	1.0 6 1 1 0 0 1 0 0 0 0 0 5 9 0.00 2.000																		
Batter	1	2	3	4	5	6	7	8	9	AB	R	H	RBI	BB	SO	LOB	BOTTOM					
Mookie Wilson, S OBP: 0.312, SLG: 0.382 (1, 8)	L6		4-3		4-3		S 1B		4-3	5	0	1	0	0	0	0	San Diego Padres @ New York Mets Shea Stadium, Flushing, NY Thu May 19 1983, 7:05 PM EDT Att: 7,034 - Unknown livebaseballscores.com					
Hubie Brooks, R OBP: 0.315, SLG: 0.403 (1, 5)	1B		6-3		G4-6-3 BB		K		K	4	0	1	0	1	2	1						
Darryl Strawberry, L OBP: 0.287, SLG: 0.476 (1, 9)	K		F7		G4-6-3 1-2		K		HR	5	1	1	1	0	2	3						
George Foster, R OBP: 0.328, SLG: 0.443 (1, 7)	5-3			SH3 BB 1B		1B 1B	6-3		5-3	5	0	2	0	0	0	2						
Danny Heep, L OBP: 0.380, SLG: 0.487 (1, 3)		E6 E		SH3 BB		HBP 1B		1B SF8 BB		2	1	1	0	2	0	0						
Ron Hodges, L OBP: 0.356, SLG: 0.260 (1, 2)		L9		SH3		HBP		1B		2	0	1	0	0	0	1						
Brian Giles, R OBP: 0.331, SLG: 0.300 (1, 4)		E1		F2		F6		K		4	0	0	0	0	1	8						
José Oquendo, S OBP: 0.357, SLG: 0.235 Rusty Staub, L OBP: 0.417, SLG: 0.310 Bob Bailor, R OBP: 0.250, SLG: 0.286 (4, PH)		F8		BB		F9		SF8		1	0	0	0	0	0	2						
Scott Holman, R OBP: 0.333, SLG: 0.333 Mike Jarames, L OBP: 0.412, SLG: 0.571 Carlos Diaz, R OBP: 0.345, SLG: 0.238 Jesse Orosco, R OBP: 0.250, SLG: 0.250 Dave Kingman, R OBP: 0.345, SLG: 0.281 Doug Sisk, R ERA: 2.1 (4, PH)		1-3		F9		5-3		K		0	0	0	0	0	0	3						
										1	0	0	0	0	0	2						
										1	0	0	0	0	0	3						
										1	0	0	0	0	0	3						
										0	0	0	0	0	0	0						
										0	0	0	0	0	0	0						
										0	0	0	0	0	0	0						
										0	0	0	0	0	0	0						
										0	0	0	0	0	0	0						
										0	0	0	0	0	0	0						
										0	0	0	0	0	0	0						
Inning Stats	R: 0 E: 0 K: 1 S: 6	H: 1 LOB: 1 BB: 0 P: 6	R: 0 E: 2 K: 0 S: 5	H: 0 LOB: 2 BB: 0 P: 5	R: 0 E: 0 K: 0 S: 3	H: 0 LOB: 0 BB: 0 P: 3	R: 0 E: 0 K: 0 S: 4	H: 1 LOB: 3 BB: 2 P: 12	R: 0 E: 0 K: 0 S: 2	H: 0 LOB: 0 BB: 1 P: 6	R: 0 E: 0 K: 0 S: 5	H: 2 LOB: 3 BB: 0 P: 6	R: 0 E: 0 K: 2 S: 8	H: 1 LOB: 1 BB: 0 P: 8	R: 1 E: 0 K: 2 S: 8	H: 1 LOB: 1 BB: 1 P: 12	R: 1 E: 0 K: 1 S: 6	H: 1 LOB: 0 BB: 0 P: 6	1B: 6 2B: 0 3B: 0 HR: 1	SF: 1 SAC: 1 DP: 1 HBP: 1	WP: 0 PB: 0 SB: 1 CS: 0	PA: 40
PITCHER	IP WLS BF H R ER SO BB IBB HBP BLK WP HR S P ERA WHIP	IP WLS BF H R ER SO BB IBB HBP BLK WP HR S P ERA WHIP																				
Eric Show, R ERA: 2.62 Luis DeLeon, R ERA: 2.1 (1, 1)	6.0 W 28 5 2 2 5 3 0 0 0 0 1 26 39 0.00 1.333	3.0 S 12 2 2 2 5 1 0 0 0 0 1 21 25 6.00 1.000																				

Batter	1	2	3	4	5	6	7	8	9	AB	R	H	RBI	BB	SO	LOB	TOP			
Steve Sax, R OBP: 0.361, SLG: 0.390 (1, 4)										4	0	0	0	0	2	2	Los Angeles Dodgers @ New York Mets Shea Stadium, Flushing, NY Sun May 22 1983, 3:33 AM EDT Att: 45,252 - Unknown livebaseballscorecards.com			
Ken Landreaux, L OBP: 0.306, SLG: 0.444 (1, 8)										5	0	2	0	0	0	1				
Dusty Baker Jr., R OBP: 0.316, SLG: 0.397 (1, 7)										5	0	1	0	0	1	3				
Pedro Guerrero, R OBP: 0.388, SLG: 0.576 (1, 5)										4	1	2	0	0	2	1				
Greg Brock, L OBP: 0.397, SLG: 0.559 (1, 3)										3	1	0	0	1	0	2				
Mike Marshall, R OBP: 0.333, SLG: 0.429 Ron Roenicke, S OBP: 0.258, SLG: 0.259 (8, 9)										3	1	1	3	0	0	1				
Steve Yeager, R OBP: 0.282, SLG: 0.452 (1, 2)										3	2	2	2	1	0	0				
Bill Russell, R OBP: 0.327, SLG: 0.244 (1, 6)										4	0	1	0	0	1	2				
Bob Welch, R OBP: 0.188, SLG: 0.250 (1, 1)										3	0	2	0	0	0	0				
Inning Stats	R: 0 E: 0 K: 2 S: 8	H: 1 LOB: 1 BB: 0 P: 8	R: 2 E: 0 K: 0 S: 5	H: 2 LOB: 1 BB: 1 P: 9	R: 0 E: 0 K: 1 S: 5	H: 0 LOB: 0 BB: 0 P: 5	R: 1 E: 0 K: 1 S: 6	H: 1 LOB: 0 BB: 0 P: 6	R: 0 E: 0 K: 0 S: 4	H: 1 LOB: 2 BB: 1 P: 8	R: 0 E: 0 K: 1 S: 6	H: 1 LOB: 1 BB: 0 P: 6	R: 2 E: 0 K: 0 S: 5	H: 2 LOB: 2 BB: 0 P: 5	R: 0 E: 0 K: 0 S: 4	H: 2 LOB: 1 BB: 0 P: 4		1B: 8 2B: 0 3B: 0 HR: 3	SF: 1 SAC: 2 DP: 1 HBP: 0	WP: 1 PB: 0 SB: 3 CS: 0
PITCHER	IP WLS BF H R ER SO BB IBB HBP BLK WP HR S P ERA WHIP																			
Tom Seaver, R ERA: 2.77 Craig Swan, R ERA: 4.82 (1, 1) (9, 1)	8.0 L 35 9 5 5 6 2 0 0 0 0 1 3 45 53 5.62 1.375																			

Batter	1	2	3	4	5	6	7	8	9	AB	R	H	RBI	BB	SO	LOB	BOTTOM			
Mookie Wilson, S OBP: 0.303, SLG: 0.369 (1, 8)										4	0	0	0	0	1	1	Los Angeles Dodgers @ New York Mets Shea Stadium, Flushing, NY Sun May 22 1983, 3:33 AM EDT Att: 45,252 - Unknown livebaseballscorecards.com			
Hubie Brooks, R OBP: 0.319, SLG: 0.397 (1, 5)										3	0	0	0	1	0	0				
Daryl Strawberry, L OBP: 0.226, SLG: 0.400 (1, 9)										4	0	0	0	0	1	1				
George Foster, R OBP: 0.310, SLG: 0.415 (1, 7)										4	0	0	0	0	1	1				
Danny Heep, L OBP: 0.385, SLG: 0.494 (1, 3)										3	0	1	0	1	0	0				
Ron Hodges, L OBP: 0.383, SLG: 0.253 (1, 2)										2	0	0	0	2	1	1				
Brian Giles, R OBP: 0.323, SLG: 0.293 Rusty Staub, L OBP: 0.405, SLG: 0.300 (8, PH) (9, PH)										3	0	0	0	0	3	2				
Bob Bailor, R OBP: 0.255, SLG: 0.273 (1, 6)										2	0	0	0	1	1	1				
Tom Seaver, R OBP: 0.263, SLG: 0.444 Mike Jorgensen, L OBP: 0.389, SLG: 0.533 Craig Swan, R OBP: 0.125, SLG: 0.125 (1, 1) (8, PH) (9, 1)										2	0	1	0	0	1	2				
Inning Stats	R: 0 E: 0 K: 1 S: 5	H: 0 LOB: 2 BB: 2 P: 15	R: 0 E: 0 K: 1 S: 5	H: 0 LOB: 0 BB: 0 P: 5	R: 0 E: 0 K: 1 S: 5	H: 0 LOB: 0 BB: 0 P: 5	R: 0 E: 0 K: 2 S: 8	H: 1 LOB: 1 BB: 0 P: 8	R: 0 E: 0 K: 1 S: 5	H: 0 LOB: 0 BB: 0 P: 5	R: 0 E: 0 K: 1 S: 5	H: 0 LOB: 1 BB: 1 P: 9	R: 0 E: 0 K: 0 S: 3	H: 0 LOB: 0 BB: 0 P: 3	R: 0 E: 0 K: 0 S: 4	H: 1 LOB: 2 BB: 1 P: 8		1B: 1 2B: 1 3B: 0 HR: 0	SF: 0 SAC: 0 DP: 0 HBP: 0	WP: 0 PB: 0 SB: 0 CS: 0
PITCHER	IP WLS BF H R ER SO BB IBB HBP BLK WP HR S P ERA WHIP																			
Bob Welch, R ERA: 3.17 (1, 1)	9.0 W 34 2 0 0 9 5 0 0 0 0 0 0 47 67 0.00 0.778																			

Batter	1	2	3	4	5	6	7	8	9	AB	R	H	RBI	BB	SO	LOB	TOP										
Johnnie LeMaster, R (1,6) OBP: 0.387, SLG: 0.380	F8		G3-6-1 BB	K		K			S 1B	4	0	1	0	1	2	4	San Francisco Giants @ New York Mets Shea Stadium, Flushing, NY Mon May 23 1983, 7:05 PM EDT Att: 9,231 - Unknown livebaseballscorecards.com										
Darrell Evans, L (1,3) OBP: 0.441, SLG: 0.648	4-3 2B		G3-6-1		4-3 2B		K		BB	4	0	2	0	1	1	2											
Jack Clark, R (1,9) OBP: 0.321, SLG: 0.328	4-3			1B 4-1 1B	F7		1B		K	5	1	2	0	0	1	4											
Chili Davis, S (1,8) OBP: 0.364, SLG: 0.472	4-3			4-1 1B E	4-3		1B		F4	5	1	2	0	0	0	4											
Jeffrey Leonard, R (1,7) OBP: 0.263, SLG: 0.338		L5-3 1B		4-1 1B	1-3		K		F8	5	0	1	1	0	1	6											
Tom O'Malley, L (1,5) OBP: 0.345, SLG: 0.284		L5-3		1B E BB		3-1		F9		3	0	0	0	1	0	3											
Milt May, L (1,2) OBP: 0.254, SLG: 0.258 (8, PH) Bob Brenly, R (8, PH) OBP: 0.304, SLG: 0.350 (8, 2)	F8			E4 1B		2B		5-3		3	1	1	1	0	0	1											
Duane Kuiper, L (1,4) OBP: 0.349, SLG: 0.286 (8, PH) Joel Youngblood, R (8, PH) OBP: 0.296, SLG: 0.353 (8, 4)			FC2-6 BB	1-2 2-3 1B		4-3		F7		2	0	1	0	1	0	1											
Andy McGaffigan, R (1,1) OBP: 0.059, SLG: 0.118 (8, PH) Mike Vail, R (8, PH) OBP: 0.185, SLG: 0.192 (8, PH) Greg Minton, S (8, 1)			FC2-6 BB	K				5-3		3	0	1	1	0	1	4											
						2B				1	0	0	0	0	0	0											
										0	0	0	0	0	0	0											
Inning Stats	R: 0 E: 0 K: 0 S: 4	H: 1 LOB: 1 BB: 0 P: 4	R: 0 E: 0 K: 0 S: 3	H: 1 LOB: 0 BB: 0 P: 3	R: 0 E: 0 K: 0 S: 2	H: 0 LOB: 1 BB: 2 P: 10	R: 2 E: 1 K: 2 S: 11	H: 3 LOB: 3 BB: 1 P: 15	R: 0 E: 0 K: 0 S: 4	H: 1 LOB: 1 BB: 0 P: 4	R: 0 E: 0 K: 2 S: 9	H: 2 LOB: 2 BB: 0 P: 9	R: 0 E: 0 K: 0 S: 3	H: 0 LOB: 0 BB: 0 P: 3	R: 0 E: 0 K: 1 S: 6	H: 1 LOB: 2 BB: 1 P: 10	1B: 7 2B: 5 3B: 0 HR: 0	SF: 0 SAC: 0 DP: 2 HBP: 0	WP: 0 PB: 0 SB: 1 CS: 0	PA: 41							
PITCHER	IP	WLS	BF	H	R	ER	SO	BB	IBB	HBP	BLK	WP	HR	S	P	ERA	WHIP										
Mike Torrez, R (1,1) ERA: 4.74	6.1		31	10	3	3	4	3	0	0	0	0	0	36	48	4.26	2.053										
Doug Sisk, R (7,1) ERA: 3.19	0.2		2	0	0	0	1	0	0	0	0	0	0	4	4	0.00	0.000										
Jesse Orosco, L (8,1) ERA: 0.67	2.0	W	8	1	0	0	1	1	0	0	0	0	0	9	13	0.00	1.000										

Batter	1	2	3	4	5	6	7	8	9	AB	R	H	RBI	BB	SO	LOB	BOTTOM										
Mookie Wilson, S (1,8) OBP: 0.302, SLG: 0.366	3-1		1B		F7			G3		4	1	1	1	0	0	0	San Francisco Giants @ New York Mets Shea Stadium, Flushing, NY Mon May 23 1983, 7:05 PM EDT Att: 9,231 - Unknown livebaseballscorecards.com										
Hubie Brooks, R (1,5) OBP: 0.331, SLG: 0.403	K		1B			6-3 BB		1B SF8 1B		3	1	2	1	1	1	0											
Darryl Strawberry, L (1,9) OBP: 0.229, SLG: 0.399	K		G4-6-3		F3		1B	S 1B		4	0	1	0	0	1	2											
George Foster, R (1,7) OBP: 0.309, SLG: 0.436		K		HR		6-3		SF8		3	1	1	2	0	1	1											
Dave Kingman, R (1,3) OBP: 0.230, SLG: 0.354 Danny Heep, L (9,3) OBP: 0.385, SLG: 0.494		K		K		5-3		F9		4	0	0	0	0	2	2											
										0	0	0	0	0	0	0											
Bob Bailor, R (1,4) OBP: 0.259, SLG: 0.277 (8, 6)		1B		F8				F7		3	0	1	0	0	0	0											
Ronn Reynolds, R (1,2) OBP: 0.225, SLG: 0.194	F8			F8				1B		3	0	1	0	0	0	1											
José Oquendo, S (1,6) OBP: 0.362, SLG: 0.282 Rusty Staub, L (7, PH) OBP: 0.395, SLG: 0.290 Brian Giles, R (8, 4) OBP: 0.323, SLG: 0.293			1B 2B		F7			F7		2	1	1	0	0	0	0											
Mike Torrez, R (1,1) OBP: 0.118, SLG: 0.118 Doug Sisk, R (7,1)			K		5-3			F9		2	0	0	0	0	1	1											
Mike Jorgensen, L (7, PH) OBP: 0.368, SLG: 0.500 Jesse Orosco, R (8,1) OBP: 0.250, SLG: 0.250										1	0	0	0	0	1	1											
										0	0	0	0	0	0	0											
Inning Stats	R: 0 E: 0 K: 2 S: 7	H: 0 LOB: 0 BB: 0 P: 7	R: 0 E: 0 K: 2 S: 8	H: 1 LOB: 1 BB: 0 P: 8	R: 2 E: 0 K: 1 S: 7	H: 3 LOB: 0 BB: 0 P: 7	R: 1 E: 0 K: 1 S: 6	H: 1 LOB: 0 BB: 0 P: 6	R: 0 E: 0 K: 0 S: 3	H: 0 LOB: 0 BB: 0 P: 3	R: 0 E: 0 K: 0 S: 3	H: 0 LOB: 1 BB: 1 P: 7	R: 0 E: 0 K: 0 S: 4	H: 1 LOB: 1 BB: 0 P: 4	R: 1 E: 0 K: 0 S: 5	H: 2 LOB: 1 BB: 0 P: 5	1B: 6 2B: 1 3B: 0 HR: 1	SF: 1 SAC: 0 DP: 1 HBP: 0	WP: 0 PB: 0 SB: 1 CS: 0	PA: 32							
PITCHER	IP	WLS	BF	H	R	ER	SO	BB	IBB	HBP	BLK	WP	HR	S	P	ERA	WHIP										
Andy McGaffigan, R (1,1) ERA: 3.91	7.0		27	6	3	3	6	1	0	0	0	0	0	38	42	3.86	1.000										
Greg Minton, R (8,1) ERA: 5.91	1.0	L	5	2	1	1	0	0	0	0	0	0	0	5	5	9.00	2.000										

Batter	1	2	3	4	5	6	7	8	9	AB	R	H	RBI	BB	SO	LOB	TOP										
Johnnie LeMaster, R OBP: 0.393, SLG: 0.384 (1, 6)	0-0 5-3		0-0 HBP 1B		4-0 BB		0-0 1-3		0-0 2H 1B 1B	4	1	2	1	1	0	0											
Darrell Evans, L OBP: 0.439, SLG: 0.636 (1, 3)	0-0 6-3		1-0 G4-6-3 HBP		0-0 F5			0-0 G3	0-0 2H HR 1B	4	1	1	1	0	0	2											
Chili Davis, S OBP: 0.359, SLG: 0.483 (1, 8)	0-0 F9		0-0 G4-6-3 1-2		0-0 L8			0-0 4-3	0-0 2H HR	5	1	1	2	0	0	4											
Jack Clark, R OBP: 0.323, SLG: 0.360 (1, 9)		0-0 F7 SF8 2B		0-0 HR		0-0 E8 F7		0-0 E1 1B	0-0 F2	5	2	2	1	0	0	0											
Jeffrey Leonard, R OBP: 0.262, SLG: 0.336 (1, 7)		0-0 F7 2-3		0-0 G3		0-0 L6		0-0 1B		4	0	1	0	0	0	2											
Tom O'Malley, L OBP: 0.333, SLG: 0.276 (1, 5)		0-0 SF8 3-H		0-0 L9		0-0 F7 1-2		0-0 6-3		3	0	0	1	0	0	3											
Bob Brenly, R OBP: 0.302, SLG: 0.345 (1, 2)		0-0 1B		0-0 F8		0-0 F6			0-0 6-3	4	0	1	0	0	0	1											
Duane Kuiper, L OBP: 0.364, SLG: 0.298 (1, 4)		0-0 1B 1-3			4-0 SH1-4 BB		0-0 4-3		0-0 SH3-4 1B	3	1	2	0	1	0	0											
Mike Krukow, R OBP: 0.333, SLG: 0.500 (1, 1)			0-0 L4		0-0 SH1-4 1-2		0-0 6-3		0-0 SH3-4 1-2	2	0	0	0	0	0	0											
Inning Stats	R: 0 E: 0 K: 0 S: 3	H: 0 LOB: 0 BB: 0 P: 3	R: 1 E: 0 K: 0 S: 5	H: 3 LOB: 2 BB: 0 P: 5	R: 0 E: 0 K: 0 S: 3	H: 1 LOB: 1 BB: 0 P: 4	R: 1 E: 0 K: 0 S: 4	H: 1 LOB: 0 BB: 0 P: 4	R: 0 E: 0 K: 0 S: 3	H: 0 LOB: 2 BB: 0 P: 11	R: 0 E: 0 K: 0 S: 3	H: 0 LOB: 0 BB: 0 P: 3	R: 0 E: 1 K: 0 S: 5	H: 1 LOB: 2 BB: 0 P: 5	R: 4 E: 0 K: 0 S: 7	H: 4 LOB: 0 BB: 0 P: 7	1B: 7 2B: 1 3B: 0 HR: 2	SF: 1 SAC: 2 DP: 1 HBP: 1	WP: 0 PB: 0 SB: 0 CS: 0	PA: 40							
PITCHER	IP	WLS	BF	H	R	ER	SO	BB	IBB	HBP	BLK	WP	HR	S	P	ERA	WHIP										
Ed Lynch, R ERA: 3.89 (1, 1)	7.0	L	28	5	2	2	0	2	0	1	0	0	1	25	34	2.57	1.000										
Doug Sisk, R ERA: 4.07 (8, 1)	1.2		10	4	3	3	0	0	0	0	0	0	0	10	10	16.20	2.400										
Jesse Orosco, L ERA: 0.99 (9, 1)	0.1		2	1	1	1	0	0	0	0	0	0	1	2	2	27.00	3.000										

San Francisco Giants @ New York Mets
Shea Stadium, Flushing, NY
Tue May 24 1983, 7:05 PM EDT
Att: 11,511 - Unknown

AB 34
R 6
H 10
RBI 6
BB 2
SO 0
LOB 12

GIANTS

Batter	1	2	3	4	5	6	7	8	9	AB	R	H	RBI	BB	SO	LOB	BOTTOM										
Mookie Wilson, S OBP: 0.301, SLG: 0.363 (1, 8)	0-0 6-3 S 1B		0-0 F8		0-0 G3		0-3 K			4	0	1	0	0	1	2											
Hubie Brooks, R OBP: 0.322, SLG: 0.391 (1, 5)	0-0 6-3 1-3		0-0 F8			0-0 4-3		0-0 F3		4	0	0	0	0	0	1											
Darryl Strawberry, L OBP: 0.213, SLG: 0.362 (1, 9)	0-0 L3		0-3 K			0-3 K		0-3 K		4	0	0	0	0	3	1											
George Foster, R OBP: 0.307, SLG: 0.438 (1, 7)	0-0 5-3			0-0 6-3		0-0 2B		0-3 K		4	0	1	0	0	1	1											
Dave Kingman, R OBP: 0.238, SLG: 0.410 (1, 3)		0-3 K		0-0 HR		0-0 G3		0-0 HR		4	2	2	2	0	1	1											
Brian Giles, R OBP: 0.316, SLG: 0.286 (1, 4)		0-3 K		0-3 K			0-0 6-3		0-0 F8	3	0	0	0	0	2	0											
Danny Heep, L OBP: 0.381, SLG: 0.488 (9, PH)		0-0 K		0-0 K			0-0 6-3		0-0 F8	1	0	0	0	0	0	0											
Ronn Reynolds, R OBP: 0.233, SLG: 0.205 (1, 2)		0-0 1B		0-0 F8			0-0 F6		0-0 1B	3	0	1	0	0	0	0											
Ron Hodges, L OBP: 0.370, SLG: 0.263 (9, PH)		0-0 1B			0-0 5-3		4-0 BB		0-3 K	2	0	1	0	1	0	0											
José Oquendo, S OBP: 0.380, SLG: 0.293 (1, 6)		0-0 1B			0-0 5-3		4-0 BB		0-0 F8	2	0	0	0	0	1	2											
Mike Jorgensen, L OBP: 0.350, SLG: 0.471 (9, PH)		1-2 1B			0-3 K			0-0 F8		1	0	0	0	0	1	1											
Ed Lynch, R OBP: 0.250, SLG: 0.250 (1, 1)		0-0 1-6-3			0-3 K		4-0 BB		0-0 F8	2	0	0	0	0	1	2											
Rusty Staub, L OBP: 0.410, SLG: 0.290 (7, PH)										0	0	0	0	1	0	0											
Doug Sisk, R OBP: 0.250, SLG: 0.250 (8, 1)										0	0	0	0	0	0	0											
Jesse Orosco, R OBP: 0.250, SLG: 0.250 (9, 1)										0	0	0	0	0	0	0											
Bob Bailor, R OBP: 0.355, SLG: 0.271 (9, PH)										1	0	0	0	0	0	1											
Inning Stats	R: 0 E: 0 K: 0 S: 4	H: 1 LOB: 1 BB: 0 P: 4	R: 0 E: 0 K: 2 S: 9	H: 2 LOB: 2 BB: 0 P: 9	R: 0 E: 0 K: 1 S: 5	H: 0 LOB: 0 BB: 0 P: 5	R: 1 E: 0 K: 1 S: 6	H: 1 LOB: 0 BB: 0 P: 6	R: 0 E: 0 K: 1 S: 5	H: 1 LOB: 1 BB: 0 P: 6	R: 0 E: 0 K: 1 S: 6	H: 0 LOB: 2 BB: 2 P: 13	R: 0 E: 0 K: 2 S: 7	H: 0 LOB: 0 BB: 0 P: 7	R: 1 E: 0 K: 1 S: 7	H: 2 LOB: 1 BB: 0 P: 7	1B: 4 2B: 1 3B: 0 HR: 2	SF: 0 SAC: 0 DP: 0 HBP: 0	WP: 0 PB: 0 SB: 1 CS: 0	PA: 36							
PITCHER	IP	WLS	BF	H	R	ER	SO	BB	IBB	HBP	BLK	WP	HR	S	P	ERA	WHIP										
Mike Krukow, R ERA: 2.48 (1, 1)	9.0	W	36	7	2	2	10	2	0	0	0	0	2	54	62	2.00	1.000										

San Francisco Giants @ New York Mets
Shea Stadium, Flushing, NY
Tue May 24 1983, 7:05 PM EDT
Att: 11,511 - Unknown

AB 34
R 2
H 7
RBI 2
BB 2
SO 10
LOB 10

Mets

Batter	1	2	3	4	5	6	7	8	9	AB	R	H	RBI	BB	SO	LOB	TOP					
Johnnie LeMaster, R OBP: 0.399, SLG: 0.413										4	2	2	3	1	0	0	San Francisco Giants @ New York Mets Shea Stadium, Flushing, NY Wed May 25 1983, 3:33 AM EDT Att: 8,874 - Unknown					
Darrell Evans, L OBP: 0.432, SLG: 0.617										4	1	0	0	1	1							
Chili Davis, S OBP: 0.360, SLG: 0.481										5	0	2	0	0	2	0						
Jack Clark, R OBP: 0.319, SLG: 0.375										5	1	1	1	0	1	4						
Jeffrey Leonard, R OBP: 0.274, SLG: 0.341										4	1	2	0	1	0	2						
Tom O'Malley, L OBP: 0.328, SLG: 0.273										5	0	1	1	0	0	4						
Bob Brenly, R OBP: 0.317, SLG: 0.337											2	0	0	0	2	1						
Duane Kuiper, L OBP: 0.368, SLG: 0.306											4	1	2	0	0	5						
Fred Breining, R OBP: 0.211, SLG: 0.118											0	0	0	0	0	0						
Rene Martin, R OBP: 0.500, SLG: 0.750										2	1	1	0	0	1	0						
Jim Barr, R OBP: 0.200, SLG: 0.400										2	0	0	0	0	1	3						
Greg Minton, S OBP: 0.200, SLG: 0.400										0	0	0	0	0	0	0						
Gary Lavelle, S OBP: 0.200, SLG: 0.400										0	0	0	0	0	0	0						
Inning Stats	R: 2 E: 1 K: 0 S: 5	H: 1 LOB: 3 BB: 3 P: 17	R: 0 E: 0 K: 1 S: 5	H: 0 LOB: 0 BB: 0 P: 5	R: 0 E: 1 K: 1 S: 6	H: 1 LOB: 1 BB: 0 P: 6	R: 3 E: 0 K: 1 S: 9	H: 4 LOB: 1 BB: 0 P: 9	R: 1 E: 0 K: 0 S: 4	H: 2 LOB: 1 BB: 0 P: 5	R: 0 E: 0 K: 1 S: 5	H: 0 LOB: 0 BB: 0 P: 5	R: 1 E: 0 K: 1 S: 7	H: 2 LOB: 2 BB: 1 P: 11	R: 0 E: 0 K: 2 S: 7	H: 1 LOB: 0 BB: 1 P: 7	R: 0 E: 0 K: 0 S: 3	H: 0 LOB: 1 BB: 1 P: 7	1B: 8 2B: 2 3B: 0 HR: 2	SF: 0 SAC: 0 DP: 2 HBP: 1	WP: 0 PB: 0 SB: 2 CS: 2	PA: 43
PITCHER	IP WLS BF H R ER SO BB IBB HBP BLK WP HR S P ERA WHIP																					
Neil Allen, R ERA: 4.38	4.0 L 22 6 5 4 3 3 0 0 0 0 0 1 25 37 9.00 2.250																					
Rick Ownbey, R ERA: 6.09	2.0 8 2 1 1 1 0 0 0 1 0 0 0 9 10 4.50 1.000																					
Craig Swan, R ERA: 4.8	2.0 9 3 1 1 3 1 0 0 0 0 0 1 14 18 4.50 2.000																					
Doug Sisk, R ERA: 3.91	1.0 4 0 0 0 0 1 0 0 0 0 0 0 3 7 0.00 1.000																					

Batter	1	2	3	4	5	6	7	8	9	AB	R	H	RBI	BB	SO	LOB	BOTTOM					
Mookie Wilson, S OBP: 0.298, SLG: 0.364										5	1	1	0	0	1	2	San Francisco Giants @ New York Mets Shea Stadium, Flushing, NY Wed May 25 1983, 3:33 AM EDT Att: 8,874 - Unknown					
Hubie Brooks, R OBP: 0.318, SLG: 0.380										4	0	0	0	1	1							
Darryl Strawberry, L OBP: 0.212, SLG: 0.349										5	1	1	1	0	2	3						
George Foster, R OBP: 0.316, SLG: 0.465											5	3	3	1	0	1						
Dave Kingman, R OBP: 0.244, SLG: 0.430											4	1	1	3	1	2						
Brian Giles, R OBP: 0.314, SLG: 0.279											3	0	0	0	1	1						
Ronn Reynolds, R OBP: 0.281, SLG: 0.220											2	0	1	0	1	0						
Ron Hodges, L OBP: 0.376, SLG: 0.263											0	0	0	1	1	0						
José Oquendo, S OBP: 0.396, SLG: 0.341										3	0	2	0	0	1	0						
Danny Heep, L OBP: 0.378, SLG: 0.482										1	0	0	0	0	1	3						
Bob Bailor, R OBP: 0.255, SLG: 0.271										0	0	0	0	0	0	0						
Neil Allen, R Rusty Staub, L Rick Ownbey, R Mark Bradley, R Craig Swan, R Tucker Ashford, R										1	0	0	0	0	0	2						
Inning Stats	R: 4 E: 0 K: 0 S: 8	H: 5 LOB: 2 BB: 1 P: 12	R: 0 E: 0 K: 1 S: 5	H: 0 LOB: 0 BB: 0 P: 5	R: 0 E: 0 K: 0 S: 3	H: 0 LOB: 0 BB: 0 P: 3	R: 0 E: 0 K: 2 S: 9	H: 2 LOB: 3 BB: 1 P: 13	R: 1 E: 0 K: 2 S: 8	H: 1 LOB: 0 BB: 0 P: 8	R: 0 E: 0 K: 2 S: 7	H: 0 LOB: 0 BB: 0 P: 7	R: 1 E: 0 K: 1 S: 6	H: 1 LOB: 3 BB: 3 P: 18	R: 0 E: 0 K: 0 S: 3	H: 0 LOB: 0 BB: 0 P: 3	R: 0 E: 0 K: 3 S: 9	H: 0 LOB: 0 BB: 0 P: 9	1B: 5 2B: 2 3B: 0 HR: 2	SF: 0 SAC: 0 DP: 0 HBP: 0	WP: 0 PB: 0 SB: 1 CS: 0	PA: 41
PITCHER	IP WLS BF H R ER SO BB IBB HBP BLK WP HR S P ERA WHIP																					
Fred Breining, R ERA: 4.75	0.2 4 4 4 4 0 1 0 0 0 0 0 0 6 10 54.00 7.500																					
Rene Martin, R ERA: 3.72	2.1 W 10 3 0 0 1 0 0 0 0 0 0 0 12 12 0.00 1.286																					
Jim Barr, R ERA: 5.04	3.2 15 2 2 2 6 2 0 0 0 0 0 1 25 33 4.91 1.091																					
Greg Minton, R ERA: 5.91	0.0 2 0 0 0 0 0 2 0 0 0 0 0 0 0 8 ∞ ∞																					
Gary Lavelle, L ERA: 1.57	2.1 S 7 0 0 0 4 0 0 0 0 0 0 0 0 15 15 0.00 0.000																					

Batter	1	2	3	4	5	6	7	8	9	AB	R	H	RBI	BB	SO	LOB	TOP					
Mookie Wilson, S OBP: 0.291, SLG: 0.356 (1, 8)	0-0 4-3		0-0 F6			0-0 FC6-4		0-3 K	4 0 0 0 0 1 1													
Hubie Brooks, R OBP: 0.310, SLG: 0.370 (1, 5)	0-0 5-3			0-3 K		0-0 CS	0-3 K	0-0 F9	4 0 0 0 0 2 0													
Dave Kingman, R OBP: 0.244, SLG: 0.419 (1, 3)	0-0 F7			4-0 G4-6-3 BB			0-0 F4	0-0 F7	3 0 0 0 1 0 0													
George Foster, R OBP: 0.317, SLG: 0.462 (1, 7)		0-0 F7		0-0 G4-6-3 BB			0-0 BB 1B		3 0 1 0 0 0 1													
Darryl Strawberry, L OBP: 0.217, SLG: 0.338 (1, 9)	0-0 1-3				0-0 4-3		4-0 BB		2 0 0 0 1 0 0													
Ron Hodges, L OBP: 0.375, SLG: 0.256 (1, 2)	4-0 BB				0-0 F7		0-0 BB		2 0 0 0 1 0 2													
Brian Giles, R OBP: 0.307, SLG: 0.272 (1, 4)	0-0 F6				0-3 K			0-0 F9	3 0 0 0 0 1 1													
José Oquendo, S OBP: 0.382, SLG: 0.326 (8, FH)			0-0 F3			0-0 F9		0-0 L3	2 0 0 0 0 0 0													
Mike Jorgensen, L OBP: 0.333, SLG: 0.444 Carlos Diaz, R (8, 1)									1 0 0 0 0 0 0													
Tom Seaver, R OBP: 0.286, SLG: 0.450 Jesse Orosco, R OBP: 0.250, SLG: 0.250 Doug Sisk, R OBP: 0.250, SLG: 0.265 Bob Bailor, R (8, 6)			0-3 K			0-0 FC6-4 1B		0-0 F8	2 0 1 0 0 1 0													
Inning Stats	R: 0 E: 0 K: 0 S: 3	H: 0 LOB: 0 BB: 0 P: 3	R: 0 E: 0 K: 0 S: 3	H: 0 LOB: 1 BB: 1 P: 7	R: 0 E: 0 K: 1 S: 5	H: 0 LOB: 0 BB: 0 P: 5	R: 0 E: 0 K: 1 S: 4	H: 0 LOB: 0 BB: 1 P: 8	R: 0 E: 0 K: 1 S: 5	H: 0 LOB: 0 BB: 0 P: 5	R: 0 E: 0 K: 1 S: 6	H: 1 LOB: 0 BB: 0 P: 3	R: 0 E: 0 K: 1 S: 6	H: 1 LOB: 2 BB: 1 P: 10	R: 0 E: 0 K: 0 S: 3	H: 0 LOB: 0 BB: 0 P: 3	R: 0 E: 0 K: 1 S: 5	H: 0 LOB: 0 BB: 0 P: 5	1B: 2 2B: 0 3B: 0 HR: 0	SF: 0 SAC: 0 DP: 1 HBP: 0	WP: 0 PB: 0 SB: 0 CS: 1	PA: 31
PITCHER Eric Show, R ERA: 2.27 (1, 1)	IP: 9.0 WLS: W BF: 30 H: 2 R: 0 ER: 0 SO: 5 BB: 3 IBB: 0 HBP: 0 BLK: 0 WP: 0 HR: 0 S: 37 P: 49 ERA: 0.00 WHIP: 0.556															PITCHER						

New York Mets @ San Diego Padres
Jack Murphy Stadium, San Diego, CA
Fri May 27 1983, 10:05 PM EDT
Att: 14,233 - Unknown

AB 27
R 0
H 2
RBI 0
BB 3
SO 5
LOB 5



Batter	1	2	3	4	5	6	7	8	9	AB	R	H	RBI	BB	SO	LOB	BOTTOM			
Alan Wiggins, S OBP: 0.339, SLG: 0.310 (8, 7)	0-0 4-3		0-0 L7		0-0 4-3		0-0 FC6-2 HBP E 1B		4 1 1 2 0 0 1											
Juan Bonilla, R OBP: 0.352, SLG: 0.381 (1, 4)	4-0 BB		0-0 4-3		0-0 F8		1-0 E FC6-2 SF7 HBP		2 1 0 0 1 0 1											
Gene Richards, L OBP: 0.371, SLG: 0.454 Ruppert Jones, L OBP: 0.252, SLG: 0.307 (8, 8)	4-0 1-2 BB			4-0 S BB		0-0 6-3	0-0 FC6-2 E		2 0 0 0 2 0 3											
Steve Garvey, R OBP: 0.364, SLG: 0.512 (1, 3)	0-0 F8			0-0 F4		0-3 K	0-0 E5		4 0 0 1 0 1 5											
Terry Kennedy, L OBP: 0.355, SLG: 0.430 (1, 2)	0-0 1-3			4-0 BB		0-0 1B	0-0 SF7		2 0 1 1 1 0 2											
Sixto Lezcano, R OBP: 0.351, SLG: 0.344 (1, 9)		0-3 K		0-0 F8		0-0 F8	0-3 K		4 0 0 0 0 2 5											
Garry Templeton, S OBP: 0.250, SLG: 0.315 (1, 6)	0-0 F7			0-0 F8			0-0 E 1B 1B	0-0 5-3	4 1 1 0 0 0 2											
Tim Flannery, L OBP: 0.333, SLG: 0.467 (1, 5)	0-0 F5				0-0 E6		0-0 E 1B 1B	0-0 4-3	4 1 1 0 0 0 0											
Eric Show, R OBP: 0.261, SLG: 0.273 (1, 1)			0-3 K		0-0 B2		4-0 HBP FC6-2 BB	0-3 K	3 0 0 0 1 2 1											
Inning Stats	R: 0 E: 0 K: 0 S: 3	H: 0 LOB: 2 BB: 2 P: 11	R: 0 E: 0 K: 1 S: 5	H: 0 LOB: 0 BB: 0 P: 5	R: 0 E: 0 K: 1 S: 5	H: 0 LOB: 0 BB: 0 P: 5	R: 0 E: 0 K: 0 S: 3	H: 0 LOB: 2 BB: 2 P: 11	R: 0 E: 1 K: 0 S: 4	H: 0 LOB: 1 BB: 0 P: 4	R: 0 E: 0 K: 1 S: 6	H: 1 LOB: 0 BB: 0 P: 6	R: 4 E: 2 K: 1 S: 9	H: 3 LOB: 2 BB: 1 P: 14	R: 0 E: 0 K: 1 S: 5	H: 0 LOB: 0 BB: 0 P: 5	1B: 4 2B: 0 3B: 0 HR: 0	SF: 1 SAC: 0 DP: 0 HBP: 1	WP: 0 PB: 0 SB: 3 CS: 0	PA: 36
PITCHER Tom Seaver, R ERA: 2.66 Jesse Orosco, L ERA: 0.99 Doug Sisk, R ERA: 3.81 Carlos Diaz, L ERA: 3.26	IP: 6.0 WLS: L BF: 29 H: 4 R: 4 ER: 1 SO: 3 BB: 5 IBB: 4 HBP: 4 BLK: 0 WP: 0 HR: 0 S: 29 P: 50 ERA: 1.50 WHIP: 1.500															PITCHER				

New York Mets @ San Diego Padres
Jack Murphy Stadium, San Diego, CA
Fri May 27 1983, 10:05 PM EDT
Att: 14,233 - Unknown

AB 29
R 4
H 4
RBI 4
BB 5
SO 5
LOB 20



Batter	1	2	3	4	5	6	7	8	9	AB	R	H	RBI	BB	SO	LOB	TOP				
Mookie Wilson, S (1, 8) OBP: 0.283, SLG: 0.360	5-3		K			HR		K		4	1	1	2	0	2	1	New York Mets @ San Diego Padres Jack Murphy Stadium, San Diego, CA Sun May 29, 1983, 6:33 AM EDT Att: 15,385 - Unknown				
Bob Bailor, R (1, 4) OBP: 0.250, SLG: 0.263	G3			F9		1B		F8		4	1	1	0	0	0	0					
George Foster, R (1, 7) OBP: 0.320, SLG: 0.477	5-3			K		K		5-3		4	0	0	0	0	2	1					
Dave Kingman, R (1, 3) OBP: 0.252, SLG: 0.439 Mike Jorgensen, L (9, PR) OBP: 0.333, SLG: 0.444		F8		F8		5-3			CS 1B	4	0	1	0	0	0	1					
Hubie Brooks, R (1, 5) OBP: 0.319, SLG: 0.373		K			F9		S 1B		1B BB	3	0	1	1	1	1	0					
Mark Bradley, R (1, 9) OBP: 0.324, SLG: 0.276		K			PB 5-3 1B		K		F4	4	0	1	0	0	2	2					
José Oquendo, S (1, 6) OBP: 0.373, SLG: 0.320			6-3		5-3			F3		4	0	1	0	0	0	1					
Ronn Reynolds, R (1, 2) OBP: 0.245, SLG: 0.191			SH3 BB		F8			F2		3	0	0	0	1	0	3					
Ed Lynch, R (1, 1) OBP: 0.286, SLG: 0.286 Jesse Orosco, R (9, 1) OBP: 0.250, SLG: 0.250			SH3			HR 1B		K		2	1	1	0	0	1	0					
Inning Stats	R: 0 E: 0 K: 0 S: 3	H: 0 LOB: 0 BB: 0 P: 3	R: 0 E: 0 K: 2 S: 7	H: 0 LOB: 0 BB: 0 P: 7	R: 0 E: 0 K: 1 S: 5	H: 0 LOB: 1 BB: 1 P: 9	R: 0 E: 0 K: 1 S: 5	H: 0 LOB: 0 BB: 0 P: 5	R: 0 E: 0 K: 2 S: 4	H: 1 LOB: 1 BB: 0 P: 4	R: 3 E: 0 K: 2 S: 11	H: 4 LOB: 1 BB: 0 P: 11	R: 0 E: 0 K: 1 S: 5	H: 0 LOB: 0 BB: 0 P: 5	R: 0 E: 0 K: 1 S: 5	H: 2 LOB: 2 BB: 1 P: 8	1B: 6 2B: 0 3B: 0 HR: 1	SF: 0 SAC: 1 DP: 0 HBP: 0	WP: 0 PB: 1 SB: 2 CS: 1	PA: 35	
PITCHER	IP	WLS	BF	H	R	ER	SO	BB	IBB	HBP	BLK	WP	HR	S	P	ERA	WHIP				
Tim Lollar, L (1, 1) ERA: 6.52	5.0	L	20	4	3	3	4	1	0	0	0	0	1	27	31	5.40	1.000				
John Montefusco, R (6, 1) ERA: 6.84	2.0		7	1	0	0	3	0	0	0	0	0	0	13	13	0.00	0.500				
Sid Monge, L (8, 1) ERA: 4.86	2.0		8	2	0	0	1	1	0	0	0	0	0	9	13	0.00	1.500				

AB	32
R	3
H	7
RBI	3
BB	2
SO	8
LOB	9



Batter	1	2	3	4	5	6	7	8	9	AB	R	H	RBI	BB	SO	LOB	BOTTOM					
Alan Wiggins, S (1, 8) OBP: 0.339, SLG: 0.306	K		F8		4-3		L7			4	0	0	0	0	1	1	New York Mets @ San Diego Padres Jack Murphy Stadium, San Diego, CA Sun May 29, 1983, 6:33 AM EDT Att: 15,385 - Unknown					
Juan Bonilla, R (1, 4) OBP: 0.351, SLG: 0.389	F9		F9			3B		F9		4	0	1	0	0	0	0						
Gene Richards, L (1, 7) OBP: 0.379, SLG: 0.468	L9		4-3			S 1B		G5-4-3 BB		3	0	1	0	1	0	0						
Steve Garvey, R (1, 3) OBP: 0.354, SLG: 0.494		SH1-3 4-3 1B		L4		1-3		G5-4-3		4	1	1	0	0	0	3						
Terry Kennedy, L (1, 2) OBP: 0.362, SLG: 0.430		4-3 SH1-3 1B		F8		5-3		F5		4	0	1	0	0	0	2						
Sixto Lezcano, R (1, 9) OBP: 0.342, SLG: 0.333		SH1-3		E4 1B		F7		F8		3	1	1	0	0	0	2						
Garry Templeton, S (1, 6) OBP: 0.260, SLG: 0.313		4-3		CS 1B				F7		4	0	1	2	0	1	1						
Tim Flannery, L (1, 5) OBP: 0.341, SLG: 0.450		CS BB		CS		F8		F8		2	0	0	0	1	0	0						
Tim Lollar, L (1, 1) OBP: 0.313, SLG: 0.167 John Montefusco, R (6, 1)		F8								2	0	0	0	0	1	2						
Jerry Turner, L (7, PH) OBP: 0.200, SLG: 0.143 Sid Monge, S (8, 1)				K						1	0	1	0	0	0	0						
Inning Stats	R: 0 E: 0 K: 1 S: 5	H: 0 LOB: 0 BB: 0 P: 5	R: 1 E: 0 K: 0 S: 5	H: 2 LOB: 2 BB: 1 P: 9	R: 0 E: 0 K: 0 S: 3	H: 0 LOB: 0 BB: 0 P: 3	R: 1 E: 1 K: 0 S: 4	H: 2 LOB: 0 BB: 0 P: 4	R: 0 E: 0 K: 1 S: 5	H: 0 LOB: 0 BB: 0 P: 5	R: 0 E: 0 K: 0 S: 5	H: 2 LOB: 2 BB: 0 P: 5	R: 0 E: 0 K: 1 S: 6	H: 1 LOB: 1 BB: 0 P: 6	R: 0 E: 0 K: 0 S: 2	H: 0 LOB: 0 BB: 1 P: 6	R: 0 E: 0 K: 0 S: 3	H: 0 LOB: 0 BB: 0 P: 3	1B: 6 2B: 0 3B: 1 HR: 0	SF: 0 SAC: 1 DP: 1 HBP: 0	WP: 0 PB: 0 SB: 1 CS: 1	PA: 35
PITCHER	IP	WLS	BF	H	R	ER	SO	BB	IBB	HBP	BLK	WP	HR	S	P	ERA	WHIP					
Ed Lynch, R (1, 1) ERA: 3.38	8.0	W	31	7	2	1	3	2	0	0	0	0	0	35	43	1.12	1.125					
Jesse Orosco, L (9, 1) ERA: 0.92	1.0	S	3	0	0	0	0	0	0	0	0	0	0	3	3	0.00	0.000					

AB	31
R	2
H	7
RBI	2
BB	2
SO	3
LOB	11



Batter	1	2	3	4	5	6	7	8	9	AB	R	H	RBI	BB	SO	LOB	TOP			
Mookie Wilson, S (1, 8) OBP: 0.282, SLG: 0.354	F8		K			G4-6-3 BB		G3		3	0	0	0	1	1	1	New York Mets @ San Francisco Giants Candlestick Park, San Francisco, CA Mon May 30 1983, 6:33 AM EDT Att: 29,863 - Unknown livebaseballscores.com			
Bob Bailor, R (1, 4) OBP: 0.284, SLG: 0.267				4-3		G4-6-3		4-3		3	0	1	0	0	0	2				
Rick Ownbey, R (6, 1) OBP: 0.125, SLG: 0.125	5-3 1B					1-2 2-3				0	0	0	0	0	0	0				
Rusty Staub, L (9, PH) OBP: 0.361, SLG: 0.265										1	0	0	0	0	0	0				
George Foster, R (1, 7) OBP: 0.318, SLG: 0.471	5-3 1-2			F6		K		1B		4	0	1	0	0	1	2				
Dave Kingman, R (1, 3) OBP: 0.245, SLG: 0.426	F8			K				1B		4	0	0	0	0	1	2				
Darryl Strawberry, L (1, 9) OBP: 0.216, SLG: 0.329		4-3			K			F8		4	0	1	0	0	1	0				
Hubie Brooks, R (1, 5) OBP: 0.317, SLG: 0.377		F3			3-1 2B			6-3		4	0	1	0	0	0	2				
Ron Hodges, L (1, 2) OBP: 0.370, SLG: 0.247			K		3-1 2-3			1-3		3	0	0	0	0	1	1				
José Oquendo, S (1, 6) OBP: 0.355, SLG: 0.302					F9			K		3	0	0	0	0	2	1				
Neil Allen, R (1, 1)					K					1	0	0	0	0	1	0				
Carlos Diaz, R (5, 1)										0	0	0	0	0	0	0				
Tucker Ashford, R (6, PH) OBP: 0.333, SLG: 0.333					K		G4-6-3 BB			1	0	1	0	1	0	0				
Inning Stats	R: 0 E: 0 K: 0 S: 4	H: 1 LOB: 1 BB: 0 P: 4	R: 0 E: 0 K: 1 S: 5	H: 0 LOB: 0 BB: 0 P: 5	R: 0 E: 0 K: 2 S: 7	H: 0 LOB: 0 BB: 0 P: 7	R: 0 E: 0 K: 1 S: 5	H: 0 LOB: 0 BB: 0 P: 5	R: 0 E: 0 K: 2 S: 8	H: 1 LOB: 1 BB: 0 P: 8	R: 0 E: 0 K: 1 S: 4	H: 0 LOB: 0 BB: 2 P: 12	R: 0 E: 0 K: 1 S: 6	H: 1 LOB: 1 BB: 0 P: 6	R: 0 E: 0 K: 0 S: 5	H: 2 LOB: 2 BB: 0 P: 5	1B: 4 2B: 1 3B: 0 HR: 0	SF: 0 SAC: 0 DP: 1 HBP: 0	WP: 0 PB: 0 SB: 0 CS: 0	PA: 33
PITCHER	IP WLS BF H R ER SO BB IBB HBP BLK WP HR S P ERA WHIP																			
Fred Breining, R (1, 1) ERA: 4.35	5.0 W 19 2 0 0 6 2 0 0 0 0 0 0 29 37 0.00 0.800																			
Andy McGaffigan, R (6, 1) ERA: 4.33	2.0 5 0 0 0 1 0 0 0 0 0 0 0 7 7 0.00 0.000																			
Jim Barr, R (8, 1) ERA: 4.34	2.0 9 3 0 0 1 0 0 0 0 0 0 0 11 11 0.00 1.500																			

Batter	1	2	3	4	5	6	7	8	9	AB	R	H	RBI	BB	SO	LOB	BOTTOM			
Johnnie LeMaster, R (1, 6) OBP: 0.392, SLG: 0.406	F7					G3				3	0	1	0	0	0	1	New York Mets @ San Francisco Giants Candlestick Park, San Francisco, CA Mon May 30 1983, 6:33 AM EDT Att: 29,863 - Unknown livebaseballscores.com			
Joe Pettini, R (5, PH) OBP: 0.066, SLG: 0.150		6-3			1B G4-6-3			4-3		4	1	2	1	0	0	0				
Darrell Evans, L (1, 3) OBP: 0.440, SLG: 0.634					F7			4-3		4	1	2	1	0	0	0				
Max Venable, L (1, 8) OBP: 0.279, SLG: 0.417					HR			4-3		4	0	1	0	0	1	1				
Jack Clark, R (1, 9) OBP: 0.332, SLG: 0.414					K			G3		4	1	1	0	0	0	1				
Jeffrey Leonard, R (1, 7) OBP: 0.293, SLG: 0.382					5-3			F7		4	1	1	0	0	0	1				
Tom O'Malley, L (1, 5) OBP: 0.336, SLG: 0.272					F7			1B		2	1	1	1	2	0	0				
Brad Wellman, R (1, 4) OBP: 0.750, SLG: 0.500					1B			3-1		3	1	2	0	1	0	2				
Milt May, L (1, 2) OBP: 0.275, SLG: 0.292					G3			BB		3	1	2	0	1	0	2				
Fred Breining, R (1, 1) ERA: 4.97					1B			1B		2	0	1	1	2	0	0				
Andy McGaffigan, R (6, 1) OBP: 0.111, SLG: 0.116					4-3 1-3 2-H			L5		2	0	1	1	2	0	0				
Jim Barr, R (8, 1) OBP: 0.167, SLG: 0.333					1B			L9		4	0	0	1	0	0	6				
Fred Breining, R (1, 1) ERA: 5.46					4-3			F7		2	0	0	0	0	2	1				
Andy McGaffigan, R (6, 1) OBP: 0.111, SLG: 0.116					K			G1-6-3		0	0	0	0	1	0	0				
Jim Barr, R (8, 1) OBP: 0.167, SLG: 0.333					K			BB		1	0	0	0	0	0	2				
Inning Stats	R: 1 E: 0 K: 1 S: 6	H: 1 LOB: 0 BB: 0 P: 6	R: 2 E: 0 K: 1 S: 7	H: 2 LOB: 1 BB: 1 P: 11	R: 0 E: 0 K: 0 S: 4	H: 1 LOB: 2 BB: 1 P: 8	R: 0 E: 0 K: 1 S: 5	H: 0 LOB: 0 BB: 0 P: 5	R: 2 E: 0 K: 0 S: 6	H: 4 LOB: 3 BB: 2 P: 14	R: 0 E: 0 K: 0 S: 2	H: 0 LOB: 1 BB: 1 P: 6	R: 0 E: 0 K: 0 S: 3	H: 0 LOB: 0 BB: 0 P: 3	R: 0 E: 0 K: 0 S: 3	H: 1 LOB: 1 BB: 1 P: 7	1B: 7 2B: 1 3B: 0 HR: 1	SF: 0 SAC: 0 DP: 2 HBP: 0	WP: 0 PB: 0 SB: 0 CS: 1	PA: 36
PITCHER	IP WLS BF H R ER SO BB IBB HBP BLK WP HR S P ERA WHIP																			
Neil Allen, R (1, 1) ERA: 4.97	4.2 L 23 8 5 5 3 2 0 0 0 0 0 0 1 27 35 9.64 2.143																			
Carlos Diaz, L (5, 1) ERA: 3.2	0.1 3 0 0 0 0 2 0 0 0 0 0 0 1 9 0.00 6.000																			
Rick Ownbey, R (6, 1) ERA: 5.46	3.0 10 1 0 0 0 2 0 0 0 0 0 0 8 16 0.00 1.000																			

Batter	1	2	3	4	5	6	7	8	9	AB	R	H	RBI	BB	SO	LOB	TOP			
Mark Bradley, R OBP: 0.333, SLG: 0.257 (1, 9)	G3			F7	K			E 1B 1B		4	1	1	0	0	1	2				
Hubie Brooks, R OBP: 0.308, SLG: 0.370 (1, 5)	K			4-3				F8		4	0	0	0	0	1	1				
Mookie Wilson, S OBP: 0.275, SLG: 0.345 (1, 8)	6-3			E5 1B				E4 1B 1-2		4	1	0	0	0	0	2				
George Foster, R OBP: 0.320, SLG: 0.467 (1, 7)		6-3								4	0	2	2	0	1	1				
Dave Kingman, R OBP: 0.245, SLG: 0.413 (1, 3)		5-3			1B					4	0	0	0	0	0	3				
Brian Giles, R OBP: 0.291, SLG: 0.252 (1, 4)	K									3	0	0	0	1	1	0				
Ronn Reynolds, R OBP: 0.220, SLG: 0.170 (9, PH)			6-3							3	0	0	0	0	0	1				
Ron Hodges, L OBP: 0.366, SLG: 0.244 (9, PH)				5-3						1	0	0	0	0	0	1				
José Oquendo, S OBP: 0.353, SLG: 0.305 (9, PH)				5-3						3	0	1	0	0	1	1				
Mike Jorgensen, L OBP: 0.316, SLG: 0.421 (9, PH)					1B 1B					1	0	0	0	0	1	1				
Tom Seaver, R OBP: 0.304, SLG: 0.455 (8, PH)				K						2	0	1	0	0	1	0				
Tucker Ashford, R OBP: 0.294, SLG: 0.286 (8, PH)										1	0	0	0	0	0	0				
Jesse Orosco, R OBP: 0.250, SLG: 0.250 (9, PH)										0	0	0	0	0	0	0				
Rusty Staub, L OBP: 0.372, SLG: 0.257 (9, PH)										1	0	0	0	0	0	1				
Inning Stats	R: 0 E: 0 K: 1 S: 5	H: 0 LOB: 0 BB: 0 P: 5	R: 0 E: 0 K: 1 S: 5	H: 0 LOB: 0 BB: 0 P: 5	R: 0 E: 0 K: 1 S: 5	H: 0 LOB: 0 BB: 0 P: 5	R: 1 E: 1 K: 0 S: 5	H: 1 LOB: 1 BB: 0 P: 5	R: 0 E: 0 K: 1 S: 7	H: 2 LOB: 2 BB: 0 P: 7	R: 0 E: 1 K: 1 S: 6	H: 0 LOB: 1 BB: 0 P: 6	R: 0 E: 1 K: 0 S: 6	H: 2 LOB: 2 BB: 0 P: 6	R: 0 E: 0 K: 1 S: 5	H: 0 LOB: 1 BB: 1 P: 9	1B: 5 2B: 0 3B: 0 HR: 0	SF: 0 SAC: 0 DP: 0 HBP: 0	WP: 0 PB: 0 SB: 2 CS: 1	PA: 36
PITCHER	IP WLS BF H R ER SO BB IBB HBP BLK WP HR S P ERA WHIP	IP WLS BF H R ER SO BB IBB HBP BLK WP HR S P ERA WHIP																		
Atlee Hammaker, L ERA: 1.2 (1, 1)	7.2 W 31 5 2 0 6	1.1 S 5 0 0 0 1																		
Jim Barr, R ERA: 4.15 (8, 1)	1.1 S 5 0 0 0 1	0.0 L 28 4 3 3 4																		

New York Mets @ San Francisco Giants
Candlestick Park, San Francisco, CA
Wed Jun 01 1983, 10:05 PM EDT
Att: 10,234 - Unknown

AB 35
R 2
H 5
RBI 2
BB 1
SO 7
LOB 14

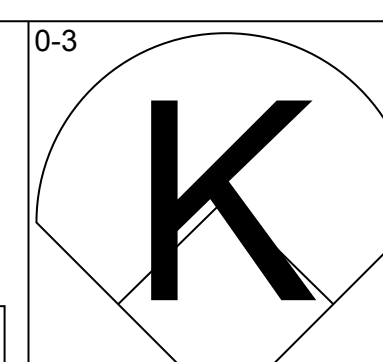
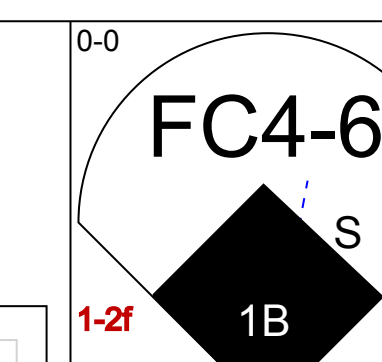
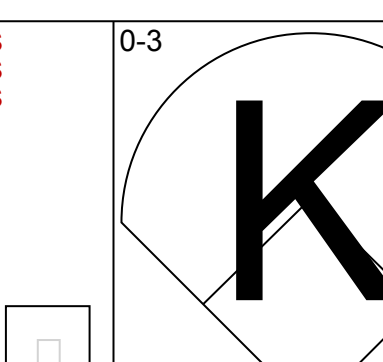
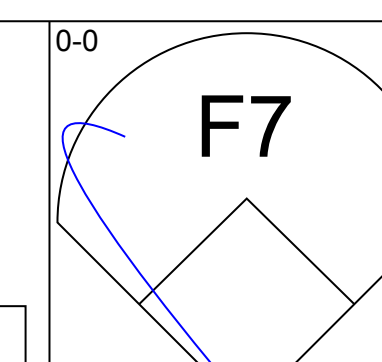
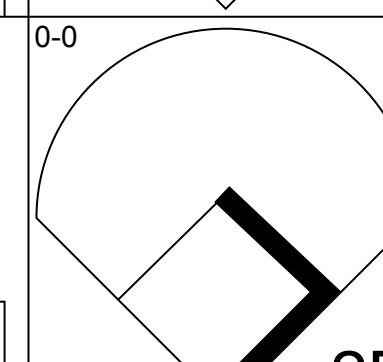
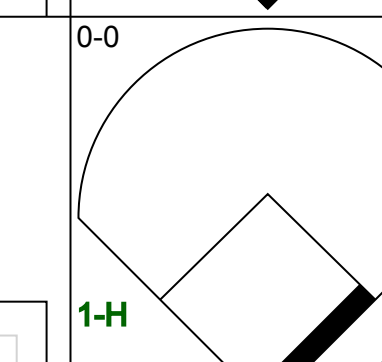
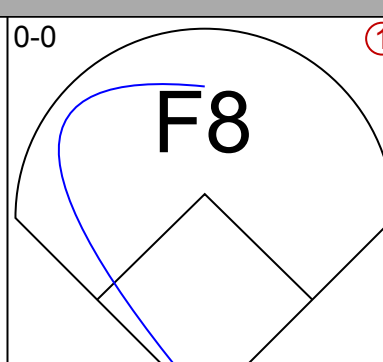
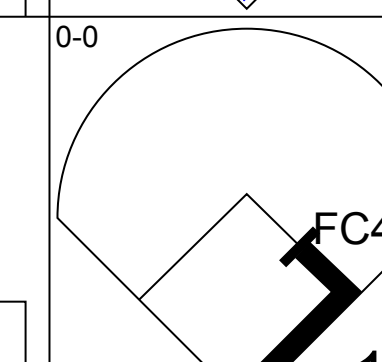
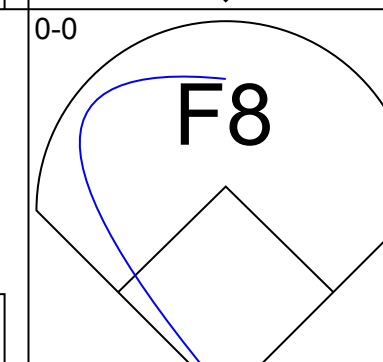
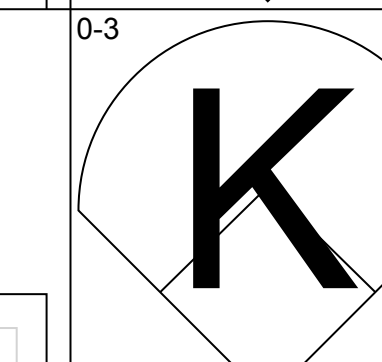
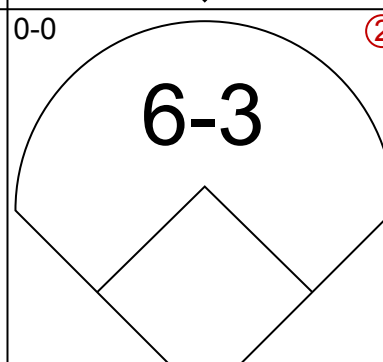
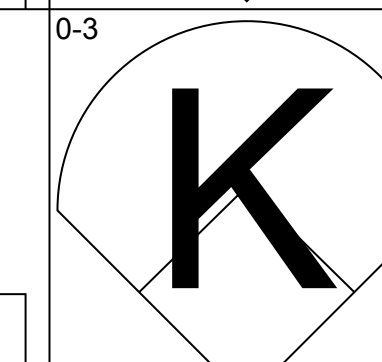
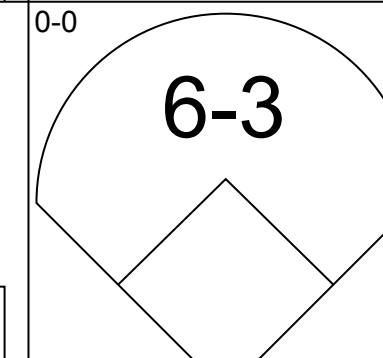
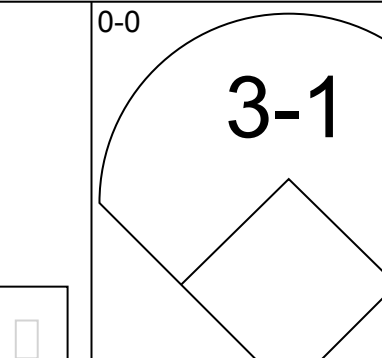
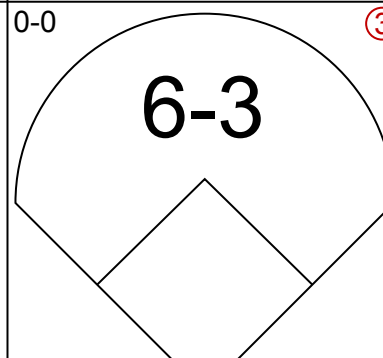
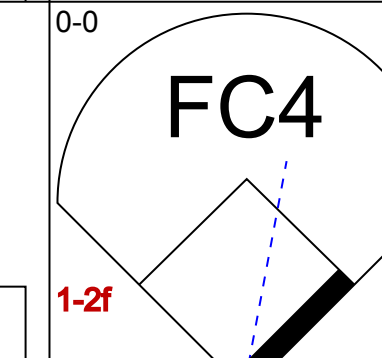
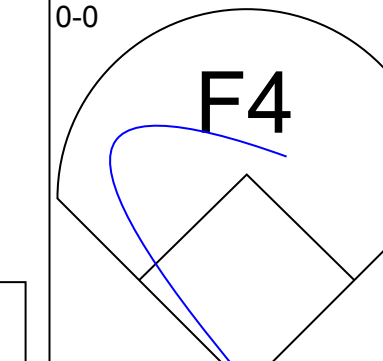
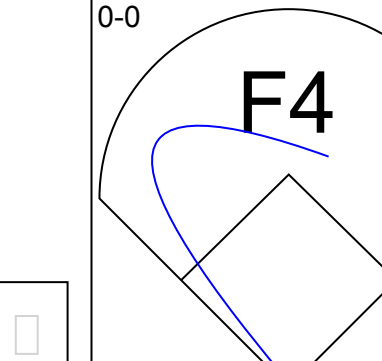
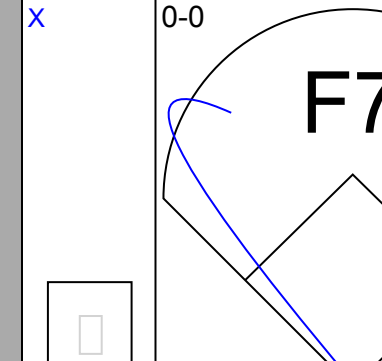
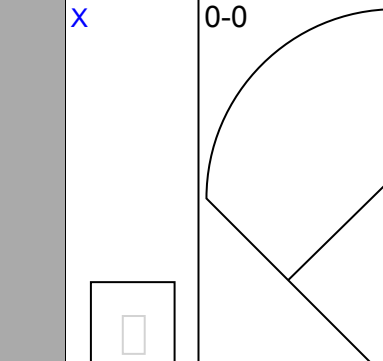

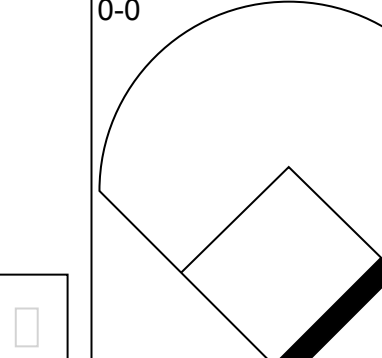
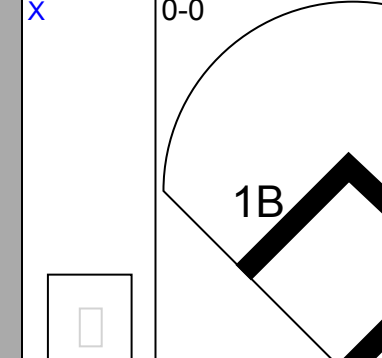
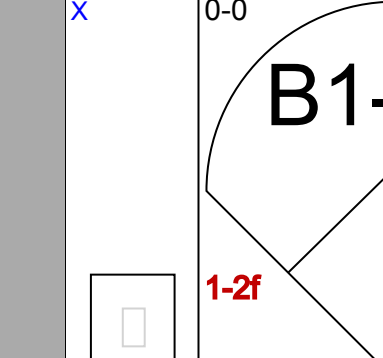
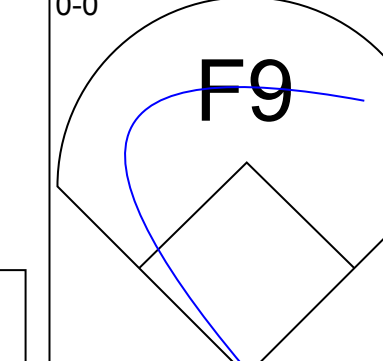
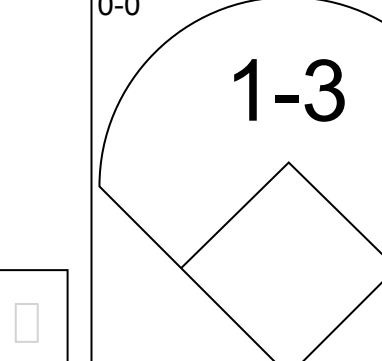
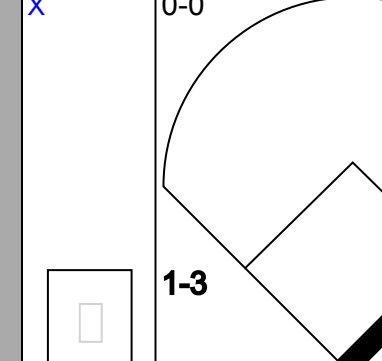
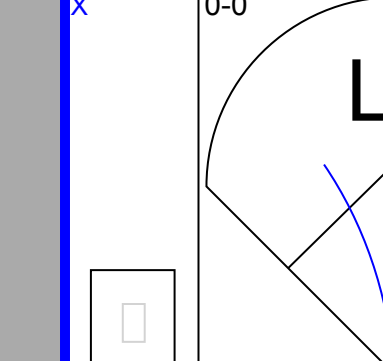
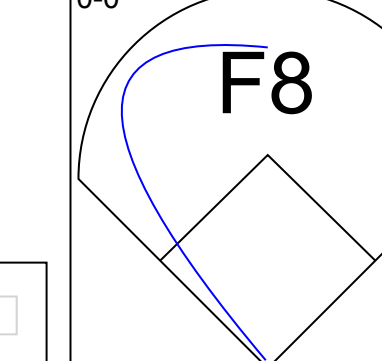
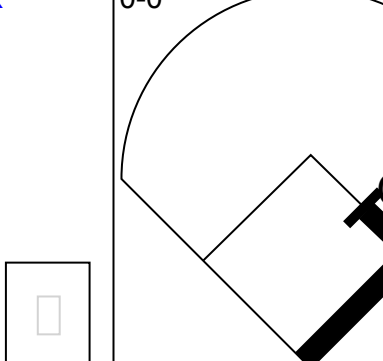
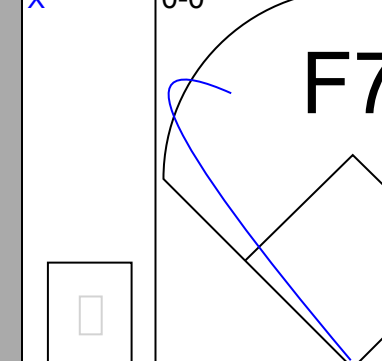
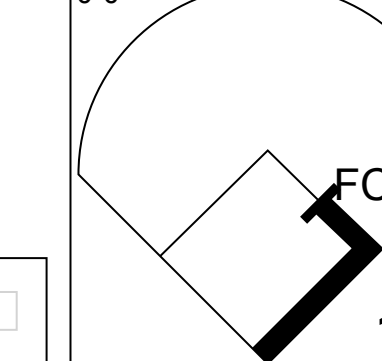
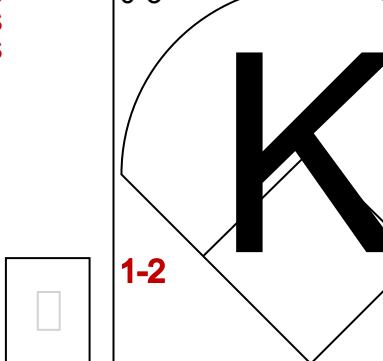
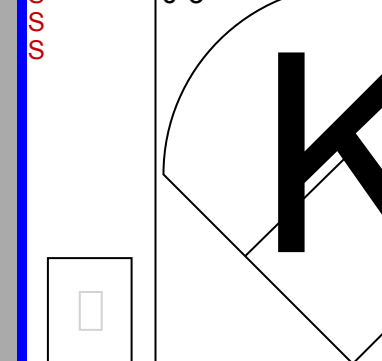


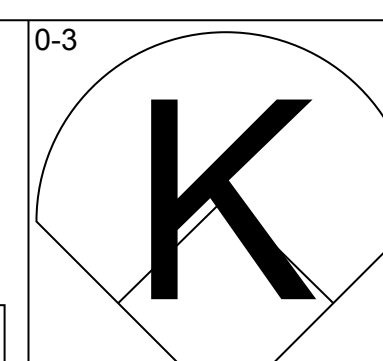
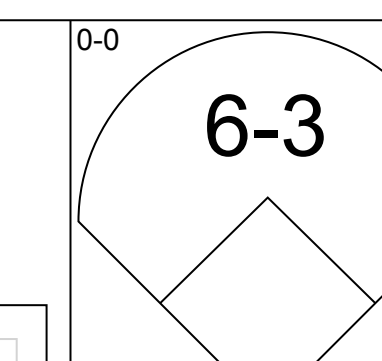
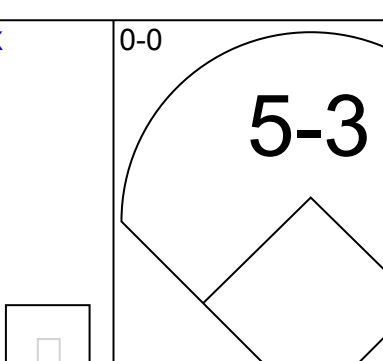
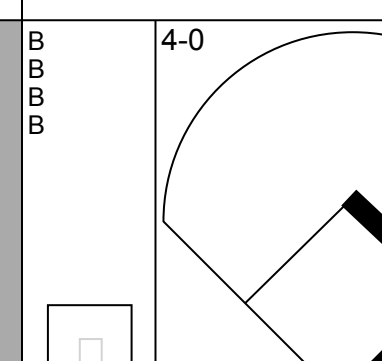
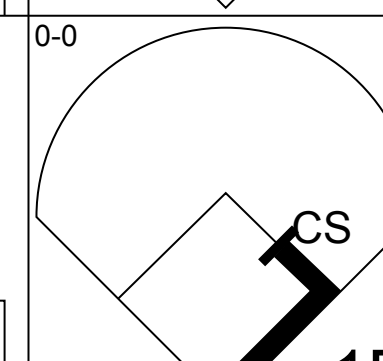
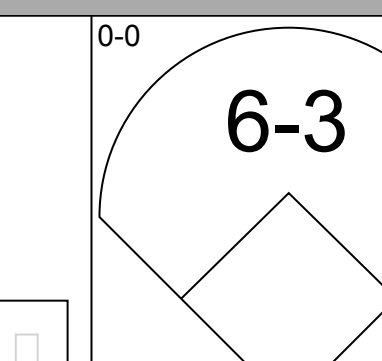
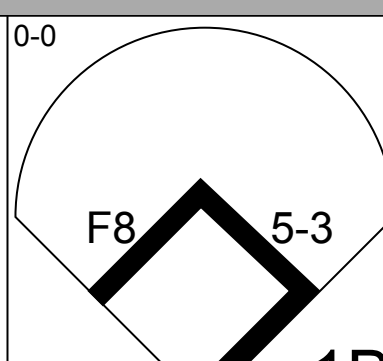
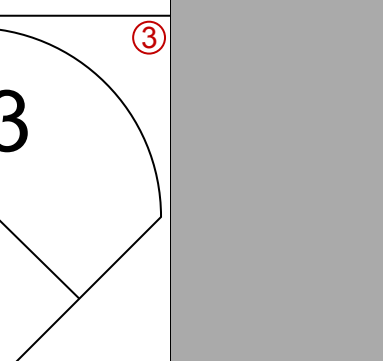
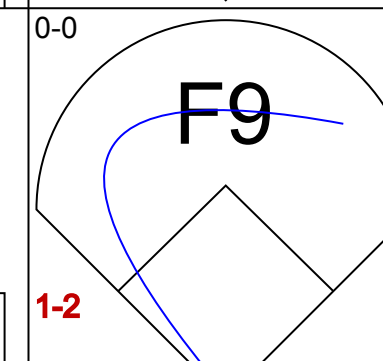
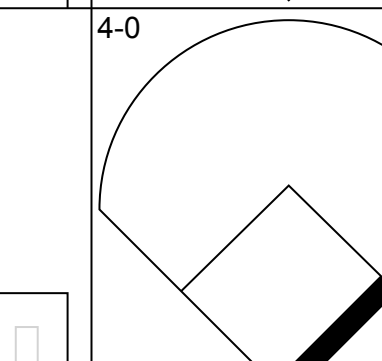
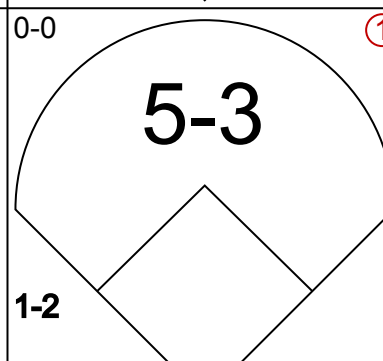
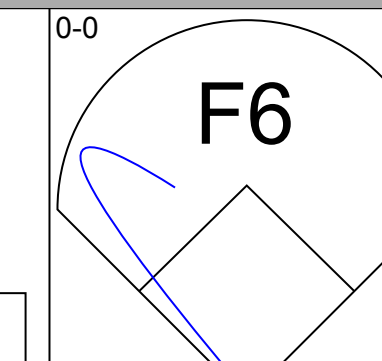
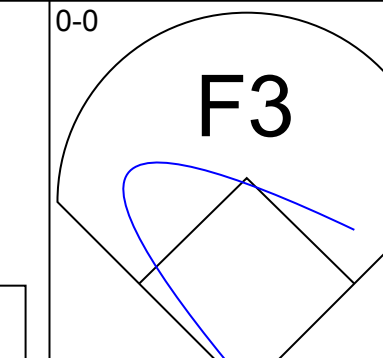
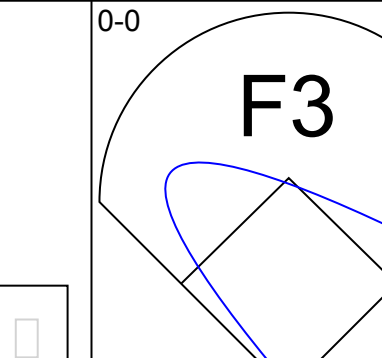
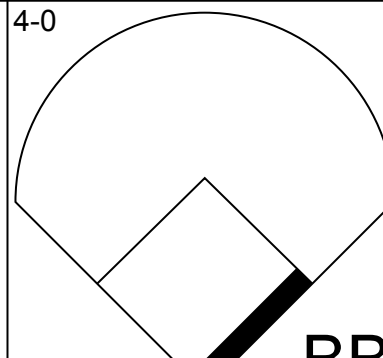
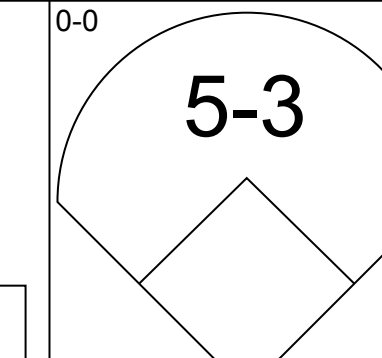
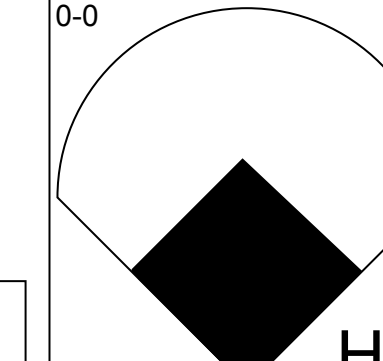
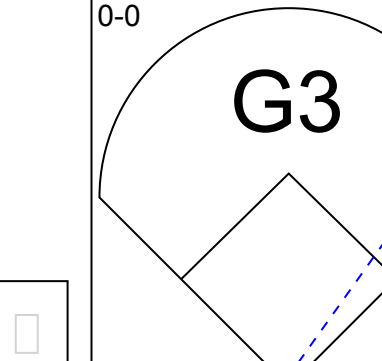
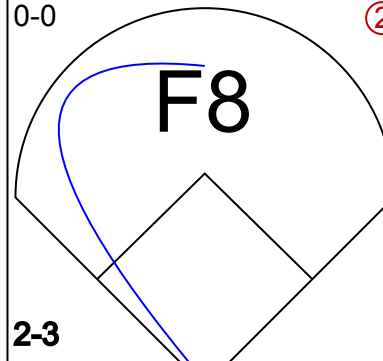
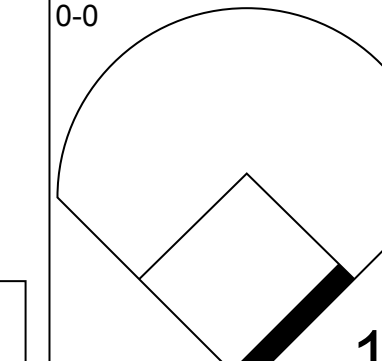

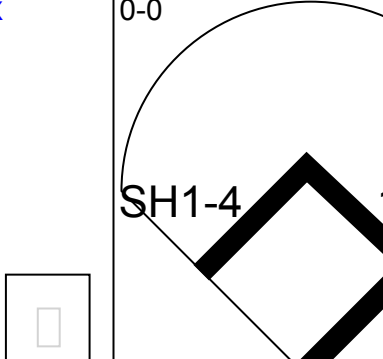
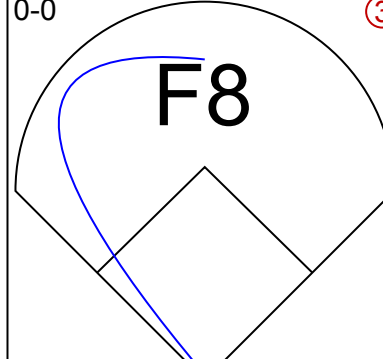
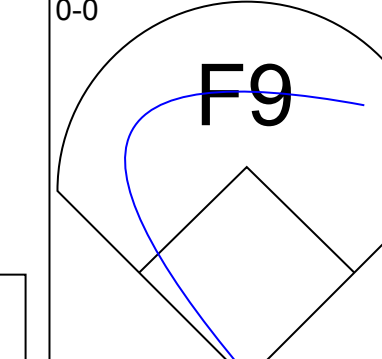

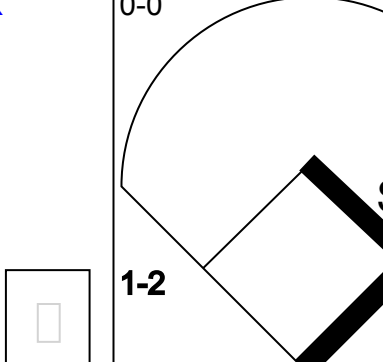
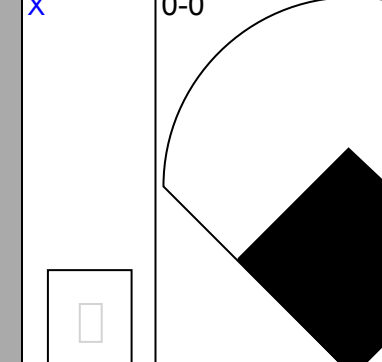
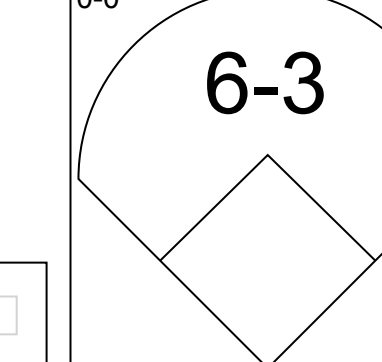
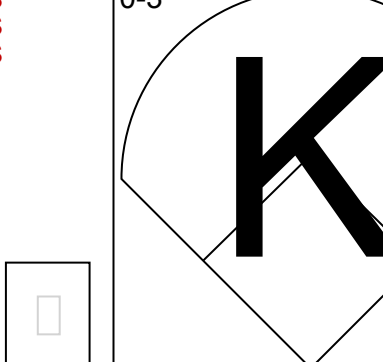
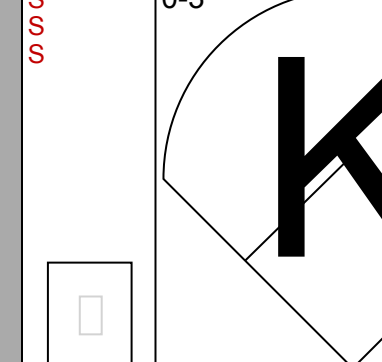
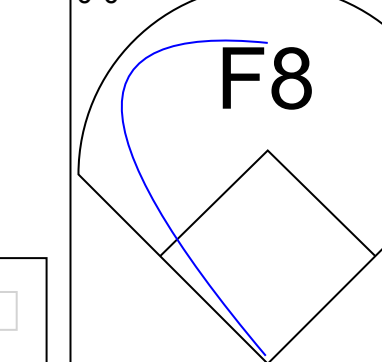
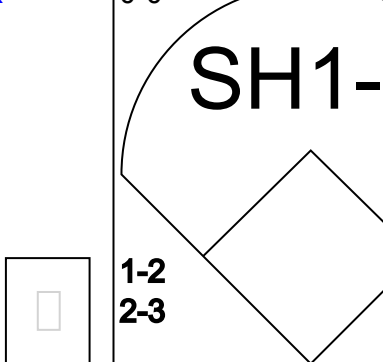
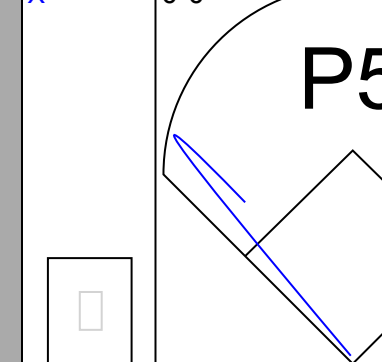
Batter	1	2	3	4	5	6	7	8	9	AB	R	H	RBI	BB	SO	LOB	BOTTOM		
Johnnie LeMaster, R OBP: 0.384, SLG: 0.397 (1, 6)	K		5-3		F7		5-3			4	0	0	0	0	1	1			
Darrell Evans, L OBP: 0.446, SLG: 0.644 (1, 3)	FC5 BB 1B		E 1B BB		F7			6-3		3	1	1	0	1	0	0			
Chili Davis, S OBP: 0.337, SLG: 0.434 (1, 8)	F8		E6 HR 1B					K		4	1	1	0	0	1	1			
Jack Clark, R OBP: 0.338, SLG: 0.435 (1, 9)								6-3		3	1	1	2	1	1	0			
Max Venable, L OBP: 0.264, SLG: 0.391 (1, 7)	FC5 2-3f		F4		F6					3	0	0	0	0	0	2			
Tom O'Malley, L OBP: 0.346, SLG: 0.282 (1, 5)			F7		F7			E 1B 1B		3	1	1	0	0	0	0			
Brad Wellman, R OBP: 0.500, SLG: 0.400 (1, 4)			F8		F8			E1 1B 1B		3	0	0	0	0	0	1			
Milt May, L OBP: 0.264, SLG: 0.278 (1, 2)			K		F8					3	0	1	1	0	1	0			
Atlee Hammaker, S OBP: 0.138, SLG: 0.107 (8, 1)			K					6-3		3	0	0	0	0	1	1			
Jim Barr, R OBP: 0.167, SLG: 0.333 (8, 1)					1-3					0	0	0	0	0	0	0			
Inning Stats	R: 0 E: 0 K: 1 S: 6	H: 1 LOB: 2 BB: 1 P: 10	R: 0 E: 0 K: 1 S: 5	H: 0 LOB: 0 BB: 0 P: 5	R: 3 E: 1 K: 1 S: 7	H: 2 LOB: 1 BB: 1 P: 11	R: 0 E: 0 K: 0 S: 3	H: 0 LOB: 0 BB: 0 P: 3	R: 0 E: 0 K: 1 S: 5	H: 0 LOB: 0 BB: 0 P: 5	R: 1 E: 1 K: 0 S: 5	H: 2 LOB: 1 BB: 0 P: 5	R: 0 E: 0 K: 1 S: 5	H: 0 LOB: 0 BB: 0 P: 5	1B: 4 2B: 0 3B: 0 HR: 1	SF: 0 SAC: 0 DP: 0 HBP: 0	WP: 0 PB: 0 SB: 0 CS: 0	PA: 31	
PITCHER	IP WLS BF H R ER SO BB IBB HBP BLK WP HR S P ERA WHIP	IP WLS BF H R ER SO BB IBB HBP BLK WP HR S P ERA WHIP																	
Tom Seaver, R ERA: 2.77 (1, 1)	7.0 L 28 4 3 3 4	1.0 3 0 0 0 0 1																	
Jesse Orosco, L ERA: 0.89 (8, 1)	1.0 3 0 0 0 0 1	0.0 L 28 4 3 3 4																	

New York Mets @ San Francisco Giants
Candlestick Park, San Francisco, CA
Wed Jun 01 1983, 10:05 PM EDT
Att: 10,234 - Unknown

AB 29
R 4
H 5
RBI 3
BB 2
SO 5
LOB 6



Batter	1	2	3	4	5	6	7	8	9	AB	R	H	RBI	BB	SO	LOB	TOP						
Mookie Wilson, S (1, 8) OBP: 0.273, SLG: 0.335										4	1	0	0	0	2	1	<p>New York Mets @ Los Angeles Dodgers Dodger Stadium, Los Angeles, CA Sat Jun 04 1983, 7:05 PM PDT Att: 49,447 - Unknown</p>						
Hubie Brooks, R (1, 5) OBP: 0.326, SLG: 0.387										4	0	3	1	0	0	0							
Darryl Strawberry, L (1, 9) OBP: 0.215, SLG: 0.287										4	0	0	0	0	2	3							
Rusty Staub, L (1, 7) OBP: 0.333, SLG: 0.225										4	0	0	0	0	0	2							
Dave Kingman, R (1, 3) OBP: 0.253, SLG: 0.408 Mark Bradley, R (9, PR) OBP: 0.341, SLG: 0.351										4	0	1	0	0	0	0							
Ron Hodges, L (1, 2) OBP: 0.350, SLG: 0.242										4	0	2	0	0	1	1							
Brian Giles, R (1, 4) George Foster, R (9, PH) OBP: 0.332, SLG: 0.480										3	0	1	0	0	0	1							
José Oquendo, S (1, 6) OBP: 0.346, SLG: 0.319										3	0	1	0	0	0	2							
Craig Swan, R (1, 1) OBP: 0.200, SLG: 0.200 Danny Heep, L (7, PH) OBP: 0.374, SLG: 0.476 Neil Allen, R (7, 1)										2	0	1	0	0	1	1							
Inning Stats	R: 0 E: 0 K: 1 S: 6	H: 1 LOB: 1 BB: 0 P: 6	R: 0 E: 0 K: 1 S: 5	H: 0 LOB: 0 BB: 0 P: 5	R: 1 E: 0 K: 1 S: 7	H: 2 LOB: 1 BB: 0 P: 7	R: 0 E: 0 K: 0 S: 4	H: 1 LOB: 1 BB: 0 P: 4	R: 0 E: 0 K: 2 S: 7	H: 1 LOB: 0 BB: 0 P: 7	R: 0 E: 0 K: 0 S: 3	H: 0 LOB: 0 BB: 0 P: 3	R: 0 E: 0 K: 1 S: 7	H: 2 LOB: 2 BB: 0 P: 7	R: 0 E: 0 K: 1 S: 6	H: 1 LOB: 1 BB: 0 P: 6		R: 0 E: 0 K: 0 S: 3	H: 1 LOB: 1 BB: 0 P: 3	1B: 8 2B: 1 3B: 0 HR: 0	SF: 0 SAC: 0 DP: 1 HBP: 0	WP: 0 PB: 0 SB: 1 CS: 1	PA: 34
PITCHER	IP WLS BF H R ER SO BB IBB HBP BLK WP HR S P ERA WHIP																						
Burt Hooton, R (1, 1) ERA: 3.73	8.0 W 32	9 1 1 7	0 0 0 0	0 0 0 0	0 0 0 0	0 0 2 2	0.00 0.000																
Dave Stewart, R (9, 1) ERA: 1.7	1.0 S 2	0 0 0 0	0 0 0 0	0 0 0 0	0 0 2 2	0.00 0.000																	

Batter	1	2	3	4	5	6	7	8	9	AB	R	H	RBI	BB	SO	LOB	BOTTOM					
Steve Sax, R (1, 4) OBP: 0.352, SLG: 0.379										3	0	0	0	1	1	2	<p>New York Mets @ Los Angeles Dodgers Dodger Stadium, Los Angeles, CA Sat Jun 04 1983, 7:05 PM PDT Att: 49,447 - Unknown</p>					
Ken Landreaux, L (1, 8) OBP: 0.328, SLG: 0.438										4	0	2	0	0	0	1						
Dusty Baker Jr., R (1, 7) OBP: 0.308, SLG: 0.370										3	0	0	0	1	0	2						
Pedro Guerrero, R (1, 5) OBP: 0.371, SLG: 0.511										3	0	0	0	1	0	1						
Greg Brock, L (1, 3) OBP: 0.358, SLG: 0.503										4	1	2	1	0	0	3						
Mike Marshall, R (1, 9) OBP: 0.286, SLG: 0.351 Ron Roenicke, S (8, 9) OBP: 0.253, SLG: 0.256										3	0	1	0	0	1	2						
Steve Yeager, R (1, 2) OBP: 0.299, SLG: 0.478										3	1	2	1	0	1	0						
Dave Anderson, R (1, 6) OBP: 0.194, SLG: 0.267										3	0	0	0	0	2	2						
Burt Hooton, R (1, 1) OBP: 0.182, SLG: 0.150 Dave Stewart, R (9, 1) OBP: 0.167, SLG: 0.167 Derrel Thomas, S (9, 9) OBP: 0.428, SLG: 0.413										2	0	0	0	0	0	0						
Inning Stats	R: 0 E: 0 K: 1 S: 5	H: 1 LOB: 0 BB: 0 P: 5	R: 1 E: 0 K: 2 S: 8	H: 1 LOB: 0 BB: 0 P: 8	R: 0 E: 0 K: 0 S: 3	H: 0 LOB: 0 BB: 0 P: 3	R: 0 E: 0 K: 0 S: 3	H: 0 LOB: 1 BB: 1 P: 7	R: 0 E: 0 K: 1 S: 7	H: 2 LOB: 2 BB: 0 P: 7	R: 0 E: 0 K: 0 S: 4	H: 1 LOB: 2 BB: 1 P: 8	R: 1 E: 0 K: 1 S: 6	H: 1 LOB: 1 BB: 1 P: 10	R: 0 E: 0 K: 0 S: 4	H: 1 LOB: 1 BB: 0 P: 4		1B: 5 2B: 0 3B: 0 HR: 2	SF: 0 SAC: 1 DP: 0 HBP: 0	WP: 0 PB: 0 SB: 1 CS: 1	PA: 33	
PITCHER	IP WLS BF H R ER SO BB IBB HBP BLK WP HR S P ERA WHIP																					
Craig Swan, R (1, 1) ERA: 4.25	6.0 L 9	2 1 1 4	1 0 0 0	0 0 0 0	0 1 10 14	4.50 1.500																
Neil Allen, R (7, 1) ERA: 4.73	2.0 L 9	2 1 1 1	1 0 0 0	0 0 1 10	14 4.50 1.500																	

AB	34
R	1
H	9
RBI	1
BB	0
SO	7
LOB	14



AB	29
R	2
H	7
RBI	2
BB	3
SO	5
LOB	14



Batter	1	2	3	4	5	6	7	8	9	AB	R	H	RBI	BB	SO	LOB	TOP					
Mookie Wilson, S (1, 8) OBP: 0.273, SLG: 0.333										4	1	1	1	0	1	1	New York Mets @ Los Angeles Dodgers Dodger Stadium, Los Angeles, CA Sun Jun 05 1983, 3:33 AM PDT Att: 48,214 - Unknown					
Bob Bailor, R (1, 7) OBP: 0.272, SLG: 0.284										4	0	1	1	0	0	0						
Hubie Brooks, R (1, 5) OBP: 0.324, SLG: 0.384										4	1	1	0	0	1	1						
Dave Kingman, R (1, 3) OBP: 0.253, SLG: 0.404										4	1	1	0	0	0	2						
Mike Jorgensen, L (8, 3) OBP: 0.316, SLG: 0.421										0	0	0	0	0	0	0						
Mark Bradley, R (1, 9) OBP: 0.333, SLG: 0.341										4	0	1	1	0	2	0						
Brian Giles, R (1, 4) OBP: 0.286, SLG: 0.260										4	0	2	1	0	0	0						
José Oquendo, S (1, 6) OBP: 0.329, SLG: 0.303										4	0	0	0	0	1	3						
Ronn Reynolds, R (1, 2) OBP: 0.242, SLG: 0.186										3	0	2	0	0	1	0						
Darryl Strawberry, L (8, PR) OBP: 0.215, SLG: 0.287										0	1	0	0	0	0	0						
Ron Hodges, L (8, 2) OBP: 0.360, SLG: 0.242										0	0	0	0	0	0	0						
Scott Holman, R (1, 1) OBP: 0.231, SLG: 0.231										2	0	0	0	0	2	1						
Jesse Orosco, R (9, 1) OBP: 0.200, SLG: 0.200										0	0	0	0	0	0	0						
Inning Stats	R: 2 E: 0 K: 1 S: 9	H: 4 LOB: 2 BB: 0 P: 9	R: 0 E: 0 K: 2 S: 7	H: 0 LOB: 0 BB: 0 P: 7	R: 0 E: 0 K: 0 S: 3	H: 0 LOB: 0 BB: 0 P: 3	R: 0 E: 0 K: 2 S: 7	H: 1 LOB: 1 BB: 0 P: 7	R: 0 E: 0 K: 1 S: 5	H: 1 LOB: 0 BB: 0 P: 5	R: 0 E: 0 K: 0 S: 3	H: 0 LOB: 0 BB: 0 P: 3	R: 0 E: 0 K: 0 S: 3	H: 0 LOB: 0 BB: 0 P: 3	R: 2 E: 1 K: 1 S: 8	H: 3 LOB: 2 BB: 0 P: 8	R: 0 E: 0 K: 1 S: 5	H: 0 LOB: 0 BB: 0 P: 5	1B: 9 2B: 1 3B: 0 HR: 0	SF: 0 SAC: 1 DP: 2 HBP: 0	WP: 0 PB: 0 SB: 1 CS: 1	PA: 34
PITCHER	IP WLS BF H R ER SO BB IBB HBP BLK WP HR S P ERA WHIP																					
Jerry Reuss, L (1, 1) ERA: 2.9	7.1 L 29 9 4 3 6 0 0 0 0 0 0 0 0 41 41 3.68 1.227																					
Dave Stewart, R (8, 1) ERA: 1.63	1.2 5 0 0 0 2 0 0 0 0 0 0 0 0 9 9 0.00 0.000																					

Batter	1	2	3	4	5	6	7	8	9	AB	R	H	RBI	BB	SO	LOB	BOTTOM					
Steve Sax, R (1, 4) OBP: 0.353, SLG: 0.380										5	1	2	0	0	1	3	New York Mets @ Los Angeles Dodgers Dodger Stadium, Los Angeles, CA Sun Jun 05 1983, 3:33 AM PDT Att: 48,214 - Unknown					
Bill Russell, R (1, 6) OBP: 0.346, SLG: 0.311										3	1	2	1	0	0	1						
Ken Landreaux, L (1, 8) OBP: 0.327, SLG: 0.434										4	0	1	0	0	0	1						
Pedro Guerrero, R (1, 5) OBP: 0.364, SLG: 0.503										3	0	0	1	0	1	1						
Greg Brock, L (1, 3) OBP: 0.356, SLG: 0.494										3	0	0	0	1	1	2						
Mike Marshall, R (1, 9) OBP: 0.285, SLG: 0.348										4	0	1	0	0	0	1						
Steve Yeager, R (1, 2) OBP: 0.291, SLG: 0.464										4	0	0	0	0	0	1						
Ron Roenicke, S (1, 7) OBP: 0.264, SLG: 0.259										3	0	1	0	1	0	0						
Jerry Reuss, L (1, 1) OBP: 0.188, SLG: 0.194										3	0	1	0	0	1	0						
Dave Stewart, R (8, 1) OBP: 0.167, SLG: 0.167										0	0	0	0	0	0	0						
Rick Monday, L (8, PH) OBP: 0.372, SLG: 0.364										0	0	0	0	0	0	0						
Jose Morales, R (8, PH) OBP: 0.417, SLG: 0.833										1	0	0	0	0	1	1						
Inning Stats	R: 1 E: 0 K: 1 S: 7	H: 2 LOB: 1 BB: 0 P: 7	R: 0 E: 0 K: 0 S: 4	H: 1 LOB: 2 BB: 1 P: 8	R: 0 E: 0 K: 1 S: 6	H: 1 LOB: 1 BB: 0 P: 6	R: 0 E: 0 K: 0 S: 3	H: 0 LOB: 0 BB: 0 P: 3	R: 0 E: 0 K: 1 S: 6	H: 1 LOB: 0 BB: 0 P: 6	R: 0 E: 0 K: 0 S: 4	H: 1 LOB: 1 BB: 0 P: 4	R: 0 E: 0 K: 0 S: 4	H: 1 LOB: 1 BB: 0 P: 4	R: 0 E: 0 K: 0 S: 3	H: 0 LOB: 1 BB: 1 P: 7	R: 0 E: 0 K: 2 S: 8	H: 1 LOB: 1 BB: 0 P: 8	1B: 8 2B: 0 3B: 0 HR: 0	SF: 1 SAC: 1 DP: 0 HBP: 0	WP: 0 PB: 0 SB: 2 CS: 0	PA: 37
PITCHER	IP WLS BF H R ER SO BB IBB HBP BLK WP HR S P ERA WHIP																					
Scott Holman, R (1, 1) ERA: 3.54	8.1 W 35 8 2 1 3 2 0 0 0 0 0 0 0 39 47 1.08 1.200																					
Jesse Orosco, L (9, 1) ERA: 1.04	0.2 S 2 0 0 0 2 0 0 0 0 0 0 0 0 6 6 0.00 0.000																					



Batter	1	2	3	4	5	6	7	8	9	AB	R	H	RBI	BB	SO	LOB	TOP								
Mookie Wilson, S OBP: 0.272, SLG: 0.329 (1, 8)	4-0 4-3 6-3 BB		0-3 K			0-0 4-3		0-3 K		3	0	0	0	1	2	0	New York Mets @ Chicago Cubs Wrigley Field, Chicago, IL Tue Jun 07 1983, 3:33 AM CDT Att: 13,651 - Sunny - 58 F								
Hubie Brooks, R OBP: 0.323, SLG: 0.381 (1, 5)	0-0 6-3 1-2			0-3 K		0-0 G4-6-3 1B		0-0 6-3		4	0	1	0	0	1	1									
Darryl Strawberry, L OBP: 0.227, SLG: 0.297 (1, 9)	0-0 4-3 2-3			0-0 E8 4-3 1B		0-0 G4-6-3 1-2		0-0 1B		4	0	2	0	0	0	2									
Danny Heep, L OBP: 0.359, SLG: 0.455 (1, 7)	0-0 4-3			0-0 4-3 2-3			0-3 K	0-0 F7		4	0	0	0	0	1	3									
Dave Kingman, R OBP: 0.264, SLG: 0.405 (1, 3)		4-0 FC4-6 BB		0-3 K			4-0 1B BB	0-0 FC3-6 1B		2	1	1	0	2	1	1									
Ron Hodges, L OBP: 0.348, SLG: 0.232 (1, 2)		0-0 FC4-6 CS 1-2			0-3 K		0-0 F9	0-0 FC3-6 1-3 1-2		4	0	0	0	0	1	3									
Brian Giles, R OBP: 0.295, SLG: 0.260 (1, 4)		0-3 K 1-2			0-0 5-3		0-0 1B 1-2	0-0 1-3		4	0	1	0	0	1	2									
José Oquendo, S OBP: 0.333, SLG: 0.299 (7, PH)			0-0 1-3		4-0 K BB		0-0 1-3 2-H	0-0 4-3		1	0	0	0	1	0	0									
Rusty Staub, L OBP: 0.347, SLG: 0.244 (7, PR)					0-0 K BB		0-0 F7			1	0	1	1	0	0	0									
Bob Bailor, R OBP: 0.288, SLG: 0.280 (7, 6)					0-0 6-3					1	0	0	0	0	0	1									
Tom Seaver, R OBP: 0.280, SLG: 0.417 Neil Allen, R (6, 1)					0-0 6-3					2	0	0	0	0	1	1									
Mike Jorgensen, L OBP: 0.304, SLG: 0.400 Jesse Orosco, R OBP: 0.200, SLG: 0.200 (7, 1)										0	0	0	0	0	0	0									
Inning Stats	R: 0 E: 0 K: 0 S: 3	H: 0 LOB: 1 BB: 1 P: 7	R: 0 E: 0 K: 1 S: 4	H: 0 LOB: 0 BB: 1 P: 8	R: 0 E: 0 K: 1 S: 5	H: 0 LOB: 0 BB: 0 P: 5	R: 0 E: 1 K: 2 S: 8	H: 1 LOB: 1 BB: 0 P: 8	R: 0 E: 0 K: 2 S: 7	H: 0 LOB: 1 BB: 1 P: 11	R: 0 E: 0 K: 0 S: 3	H: 1 LOB: 0 BB: 0 P: 3	R: 1 E: 0 K: 1 S: 7	H: 2 LOB: 2 BB: 1 P: 11	R: 0 E: 0 K: 1 S: 6	H: 1 LOB: 1 BB: 0 P: 6	R: 0 E: 0 K: 0 S: 4	H: 1 LOB: 1 BB: 0 P: 4	1B: 6 2B: 0 3B: 0 HR: 0	SF: 0 SAC: 0 DP: 1 HBP: 0	WP: 0 PB: 0 SB: 0 CS: 1	PA: 35			
PITCHER	IP WLS BF ERA WHIP	WLS BF ERA WHIP	IP WLS BF ERA WHIP	IP WLS BF ERA WHIP	IP WLS BF ERA WHIP	IP WLS BF ERA WHIP	IP WLS BF ERA WHIP	IP WLS BF ERA WHIP	IP WLS BF ERA WHIP	IP WLS BF ERA WHIP	IP WLS BF ERA WHIP	IP WLS BF ERA WHIP	IP WLS BF ERA WHIP	IP WLS BF ERA WHIP	IP WLS BF ERA WHIP	IP WLS BF ERA WHIP	IP WLS BF ERA WHIP	IP WLS BF ERA WHIP	IP WLS BF ERA WHIP	IP WLS BF ERA WHIP	IP WLS BF ERA WHIP	IP WLS BF ERA WHIP	IP WLS BF ERA WHIP	IP WLS BF ERA WHIP	
Chuck Rainey, R ERA: 3.73 Bill Campbell, R ERA: 3.06	(1, 1) (8, 1)	7.0 W 27 1.29 1.143	2.0 S 8 0.00 1.000																						

AB	31
R	1
H	6
RBI	1
BB	4
SO	8
LOB	16



Batter	1	2	3	4	5	6	7	8	9	AB	R	H	RBI	BB	SO	LOB	BOTTOM								
Mel Hall, L OBP: 0.432, SLG: 0.447 (1, 8)	0-0 23 2B 1B		0-0 L3 1-2		0-0 23 FC5-4 1B		4-0 23 1B E BB	0-3 K		4	2	2	0	1	1	2	New York Mets @ Chicago Cubs Wrigley Field, Chicago, IL Tue Jun 07 1983, 3:33 AM CDT Att: 13,651 - Sunny - 58 F								
23 Ryne Sandberg, R OBP: 0.305, SLG: 0.352 (1, 4)	0-0 1-H 2B		0-0 P4		0-0 FC5-4 1-2		0-0 E 1B			4	1	2	2	0	0	2									
Bill Buckner, L OBP: 0.273, SLG: 0.394 (1, 3)	0-0 F8			0-0 6-3		0-3 K	0-0 E3 1-H 3-H			4	0	0	0	0	1	1									
Leon Durham, L OBP: 0.437, SLG: 0.578 Bill Campbell, R (8, 1)	0-3 K			0-0 3-1		0-3 K	0-0 4-3			4	0	0	0	0	2	2									
Ron Cey, R OBP: 0.314, SLG: 0.394 (1, 5)	0-3 K			0-0 2B		0-0 FC5-4 1B		0-0 F8		4	0	2	0	0	1	1									
Keith Moreland, R OBP: 0.340, SLG: 0.461 (1, 9)		0-0 F9		0-0 5-3		0-0 FC5-4 1-2		0-0 1B 2B		4	1	1	0	0	0	2									
Larry Bowa, S OBP: 0.303, SLG: 0.364 (1, 6)		0-3 K			0-0 4-3		4-0 23 1B BB	0-0 E SF9 1B		3	2	1	1	1	1	0									
Steve Lake, R OBP: 0.375, SLG: 0.563 (1, 2)		0-0 P4			0-0 FC1-4 1B		0-0 P1	0-0 E4 1-3		4	0	1	0	0	0	2									
Chuck Rainey, R OBP: 0.227, SLG: 0.150 Gary Woods, R OBP: 0.304, SLG: 0.366 (7, PH)			0-0 L3 1B		0-0 FC1-4 1B 1-2		0-0 6-3	0-0 SF9		2	0	1	0	0	0	1									
Inning Stats	R: 1 E: 0 K: 2 S: 9	H: 2 LOB: 1 BB: 0 P: 9	R: 0 E: 0 K: 1 S: 5	H: 0 LOB: 0 BB: 0 P: 5	R: 0 E: 0 K: 0 S: 3	H: 1 LOB: 0 BB: 0 P: 3	R: 0 E: 0 K: 0 S: 4	H: 1 LOB: 1 BB: 0 P: 4	R: 0 E: 0 K: 0 S: 5	H: 2 LOB: 2 BB: 0 P: 5	R: 0 E: 0 K: 2 S: 8	H: 1 LOB: 1 BB: 0 P: 8	R: 3 E: 1 K: 0 S: 5	H: 1 LOB: 1 BB: 2 P: 13	R: 2 E: 1 K: 1 S: 8	H: 2 LOB: 1 BB: 0 P: 8		R: 0 E: 0 K: 0 S: 4	H: 1 LOB: 1 BB: 0 P: 4	1B: 7 2B: 4 3B: 0 HR: 0	SF: 1 SAC: 0 DP: 1 HBP: 0	WP: 0 PB: 0 SB: 1 CS: 0	PA: 37		
PITCHER	IP WLS BF ERA WHIP	IP WLS BF ERA WHIP	IP WLS BF ERA WHIP	IP WLS BF ERA WHIP	IP WLS BF ERA WHIP	IP WLS BF ERA WHIP	IP WLS BF ERA WHIP	IP WLS BF ERA WHIP	IP WLS BF ERA WHIP	IP WLS BF ERA WHIP	IP WLS BF ERA WHIP	IP WLS BF ERA WHIP	IP WLS BF ERA WHIP	IP WLS BF ERA WHIP	IP WLS BF ERA WHIP	IP WLS BF ERA WHIP	IP WLS BF ERA WHIP	IP WLS BF ERA WHIP	IP WLS BF ERA WHIP	IP WLS BF ERA WHIP	IP WLS BF ERA WHIP	IP WLS BF ERA WHIP	IP WLS BF ERA WHIP	IP WLS BF ERA WHIP	
Tom Seaver, R ERA: 2.71 Neil Allen, R ERA: 4.63 Jesse Orosco, L ERA: 1.47	(1, 1) (6, 1) (7, 1)	5.0 W 20 1.80 1.200	1.0 L 4 0.00 1.000	2.0 L 13 9.00 2.500																					

AB	34
R	6
H	10
RBI	4
BB	2
SO	6
LOB	14



Batter	1	2	3	4	5	6	7	8	9	AB	R	H	RBI	BB	SO	LOB	TOP			
Mookie Wilson, S OBP: 0.276, SLG: 0.336 (1, 8)	0-0 6-3		0-0 G5-4-3			0-0 1B		0-0 2B		4	0	2	1	0	0	1				
Hubie Brooks, R OBP: 0.321, SLG: 0.378 (1, 5)	0-0 1B			0-0 5-3		0-0 P5		0-0 6-3		4	0	1	0	0	0	3				
Mark Bradley, R OBP: 0.308, SLG: 0.311 (1, 9)	0-3 K			0-0 6-3		0-3 K			0-3 K	4	0	0	0	0	3	3				
George Foster, R OBP: 0.330, SLG: 0.475 Bob Bailor, R OBP: 0.298, SLG: 0.280 (9, PR) (9, 7)		0-0 F7		0-0 6-3			0-0 F8		0-0 BLK 1B	4	0	1	0	0	0	0				
Dave Kingman, R OBP: 0.264, SLG: 0.401 Mike Jorgensen, L OBP: 0.304, SLG: 0.400 (1, 3) (9, 3)		0-0 5-3			0-0 G6-4-3 1B		0-0 F8		0-0 F7	4	0	1	0	0	0	1				
Brian Giles, R OBP: 0.294, SLG: 0.260 (1, 4)		0-0 1B		0-0 G6-4-3		0-0 6-3		0-0 4-3		4	0	1	0	0	0	3				
José Oquendo, S OBP: 0.322, SLG: 0.288 (1, 6)		0-0 FC1-6-4		0-0 F9			0-0 5-3			3	0	0	0	0	0	1				
Ronn Reynolds, R OBP: 0.275, SLG: 0.226 (1, 2)			0-0 FC1-6 1B		0-0 1B SH3-4		0-0 2B 1B			3	1	3	0	0	0	0				
Mike Torrez, R OBP: 0.091, SLG: 0.091 (1, 1)			0-0 FC1-6 G5-4-3		0-0 SH3-4		0-0 SH5-4			1	0	0	0	0	0	1				
Inning Stats	R: 0 E: 0 K: 1 S: 5	H: 1 LOB: 0 BB: 0 P: 5	R: 0 E: 0 K: 0 S: 4	H: 1 LOB: 1 BB: 0 P: 4	R: 0 E: 0 K: 0 S: 3	H: 1 LOB: 0 BB: 0 P: 3	R: 0 E: 0 K: 0 S: 3	H: 0 LOB: 0 BB: 0 P: 3	R: 0 E: 0 K: 1 S: 7	H: 2 LOB: 2 BB: 0 P: 7	R: 0 E: 0 K: 0 S: 3	H: 0 LOB: 0 BB: 0 P: 3	R: 1 E: 0 K: 0 S: 5	H: 2 LOB: 1 BB: 0 P: 5	R: 0 E: 0 K: 1 S: 6	H: 1 LOB: 2 BB: 0 P: 6	1B: 8 2B: 1 3B: 0 HR: 0	SF: 0 SAC: 2 DP: 2 HBP: 0	WP: 0 PB: 0 SB: 0 CS: 1	PA: 33
PITCHER	IP	WLS	BF	H	R	ER	SO	BB	IBB	HBP	BLK	WP	HR	S	P	ERA	WHIP			
Steve Trout, L ERA: 4.0 Lee Smith, R ERA: 1.57	(1, 1)	8.0	29	8	1	1	2	0	0	0	0	0	0	33	33	1.12	1.000			
(9, 1)	1.0	W	4	1	0	0	1	0	0	0	1	0	0	6	6	0.00	1.000			

New York Mets @ Chicago Cubs
Wrigley Field, Chicago, IL
Wed Jun 08 1983, 3:33 AM CDT
Att: 14,284 - Sunny - 67 F

AB	31
R	1
H	9
RBI	1
BB	0
SO	3
LOB	13



Batter	1	2	3	4	5	6	7	8	9	AB	R	H	RBI	BB	SO	LOB	BOTTOM				
Mel Hall, L OBP: 0.426, SLG: 0.425 (1, 8)	4-0 23 CS BB		0-0 F7			0-0 SH5-4			0-0 L3	2	0	0	0	1	0	1					
23 Ryne Sandberg, R OBP: 0.308, SLG: 0.371 (1, 4)	0-0 S 1B		0-0 F7			0-0 6-3		0-0 HR		4	1	2	1	0	0	2					
Bill Buckner, L OBP: 0.268, SLG: 0.387 (1, 3)	0-0 F8			0-0 F9		0-0 4-1			0-0 F8	4	0	0	0	0	0	2					
Leon Durham, L OBP: 0.433, SLG: 0.565 (1, 7)	0-0 6-3			0-0 4-3		0-0 3-1		0-0 WP 1B BB		3	1	0	0	1	0	1					
Ron Cey, R OBP: 0.318, SLG: 0.393 (1, 5)		0-0 P4		0-0 F8		0-0 G1-4-3 1B		0-0 1B IBB		3	0	1	0	1	0	0					
Keith Moreland, R OBP: 0.339, SLG: 0.456 (1, 9)		0-0 L5			0-0 6-3		0-0 G1-4-3		0-0 1B	4	0	1	1	0	0	1					
Larry Bowa, S OBP: 0.298, SLG: 0.358 (1, 6)		0-0 4-3			0-0 F8			0-0 1-4-3		3	0	0	0	0	0	0					
Steve Lake, R OBP: 0.382, SLG: 0.559 Jay Johnstone, L OBP: 0.350, SLG: 0.431 Jody Davis, R OBP: 0.287, SLG: 0.423 (1, 2) (8, PH) (9, 2)			0-0 FC1-6 1B		0-0 6-3		0-0 P6		0-0 4-3	2	0	1	0	0	0	0					
Steve Trout, L OBP: 0.174, SLG: 0.174 Scot Thompson, L OBP: 0.231, SLG: 0.258 Lee Smith, R (9, 1)			0-0 FC1-6		0-0 23 6-3 SH5-4 1B					2	0	1	0	0	0	0					
Inning Stats	R: 0 E: 0 K: 0 S: 3	H: 1 LOB: 1 BB: 1 P: 7	R: 0 E: 0 K: 0 S: 3	H: 0 LOB: 0 BB: 0 P: 3	R: 0 E: 0 K: 0 S: 4	H: 1 LOB: 1 BB: 0 P: 4	R: 0 E: 0 K: 0 S: 3	H: 0 LOB: 0 BB: 0 P: 3	R: 0 E: 0 K: 0 S: 3	H: 1 LOB: 1 BB: 0 P: 4	R: 0 E: 0 K: 0 S: 3	H: 1 LOB: 0 BB: 0 P: 3	R: 0 E: 0 K: 0 S: 3	H: 0 LOB: 0 BB: 0 P: 3	R: 2 E: 0 K: 0 S: 4	H: 2 LOB: 2 BB: 2 P: 12	1B: 5 2B: 0 3B: 0 HR: 1	SF: 0 SAC: 1 DP: 1 HBP: 0	WP: 1 PB: 0 SB: 1 CS: 1	PA: 33	
PITCHER	IP	WLS	BF	H	R	ER	SO	BB	IBB	HBP	BLK	WP	HR	S	P	ERA	WHIP				
Mike Torrez, R ERA: 4.56	(1, 1)	8.2	L	33	6	2	2	0	2	1	0	0	1	1	30	42	2.08	0.923			

New York Mets @ Chicago Cubs
Wrigley Field, Chicago, IL
Wed Jun 08 1983, 3:33 AM CDT
Att: 14,284 - Sunny - 67 F

AB	29
R	2
H	6
RBI	2
BB	3
SO	0
LOB	8



Batter	1	2	3	4	5	6	7	8	9	10	11	AB	R	H	RBI	BB	SO	LOB	TOP			
Mookie Wilson, S OBP: 0.278, SLG: 0.345 (1, 8)	E7 1B		G6-4-3 1-2			K F9		1B 3B		4-3	G3	6	1	2	2	0	1	2				
Hubie Brooks, R OBP: 0.313, SLG: 0.368 (1, 5)	G3			5-3		F9 1-2		5-3		4-3		5	0	0	0	0	0	4				
Darryl Strawberry, L OBP: 0.235, SLG: 0.305 (1, 9)	K						K	K				4	0	1	0	1	3	3				
George Foster, R OBP: 0.328, SLG: 0.470 Neil Allen, R (8, 1)	L5			L9			F7	2B 1B		4-3		4	0	1	1	0	0	2				
Mark Bradley, R OBP: 0.302, SLG: 0.304 Jesse Orosco, R OBP: 0.200, SLG: 0.200 (10, 1)												0	0	0	0	0	0	0				
Dave Kingman, R OBP: 0.269, SLG: 0.406 Tucker Ashford, R OBP: 0.278, SLG: 0.267 (8, 4)		F9				K					6-3	3	0	1	0	1	1	1				
Ron Hodges, L OBP: 0.333, SLG: 0.220 (1, 2)		1-3					P3	G3			4-3	5	0	0	0	0	1	3				
Brian Giles, R OBP: 0.291, SLG: 0.256 Mike Jorgensen, L OBP: 0.346, SLG: 0.522 (8, 3)	K						F9	2B 2B		P2		2	0	0	0	0	1	0				
José Oquendo, S OBP: 0.315, SLG: 0.280 Danny Heep, L OBP: 0.388, SLG: 0.449 (8, 7)				K			6-3	2B 3B		F7		2	0	0	0	0	1	0				
Ed Lynch, R OBP: 0.290, SLG: 0.236 Carlos Diaz, R OBP: 0.300, SLG: 0.286 Rusty Staub, L OBP: 0.274, SLG: 0.299 (8, 6)						K		3B 2B		6-3		1	0	0	0	1	1	0				
Inning Stats	R: 0 E: 1 K: 1 S: 6	H: 1 LOB: 1 BB: 0 P: 6	R: 0 E: 0 K: 1 S: 5	H: 0 LOB: 0 BB: 0 P: 5	R: 0 E: 0 K: 1 S: 4	H: 0 LOB: 0 BB: 1 P: 8	R: 0 E: 0 K: 1 S: 5	H: 0 LOB: 1 BB: 1 P: 9	R: 0 E: 0 K: 0 S: 3	H: 0 LOB: 0 BB: 0 P: 3	R: 0 E: 0 K: 2 S: 7	H: 5 LOB: 2 BB: 1 P: 16	R: 0 E: 0 K: 0 S: 3	H: 0 LOB: 0 BB: 0 P: 3	R: 0 E: 0 K: 0 S: 4	H: 1 LOB: 0 BB: 0 P: 4	R: 2 E: 0 K: 0 S: 5	H: 2 LOB: 1 BB: 1 P: 9	1B: 2 2B: 6 3B: 1 HR: 0	SF: 0 SAC: 0 DP: 1 HBP: 0	WP: 1 PB: 0 SB: 1 CS: 0	PA: 46
PITCHER	IP ERA WLS BF H R ER SO BB IBB HBP BLK WP HR S P ERA WHIP	7.0 4.99 0.2 5 3 1 1 1 0 0 0 0 0 0 0 7 7 13.50 4.500	1.1 3.2 1.1 4 0 0 0 1 0 0 0 0 0 0 0 6 6 0.00 0.000	10.1 2.0 L 10 3 2 2 0 0 0 1 0 0 0 0 9 13 9.00 1.500																		

New York Mets @ Chicago Cubs
Wrigley Field, Chicago, IL
Thu Jun 09 1983, 3:33 AM CDT
Alt. 11,471 - Overcast - 72 F

livebaseballscores.com

AB 41
R 6
H 9
RBI 6
BB 5
SO 9
LOB 16



Batter	1	2	3	4	5	6	7	8	9	10	11	AB	R	H	RBI	BB	SO	LOB	BOTTOM			
Mel Hall, L OBP: 0.483, SLG: 0.444 (1, 8)	FC6-4 1B		L6-3 1B	FC4-6 1-2			2B BB	G5-4-3 1-2			1B	5	0	3	0	1	0	5				
23 Ryne Sandberg, R OBP: 0.309, SLG: 0.372 (1, 4)	FC6-4 1B 6-3		L6-3 1-2			6-3		1B 2B		1B BB G6-4-3		5	3	1	0	1	0	3				
Bill Buckner, L OBP: 0.279, SLG: 0.404 (1, 3)	6-3 1B							F9				6	0	4	0	0	0	2				
Ron Cey, R OBP: 0.315, SLG: 0.385 (1, 5)	6-3		F8			G6-4-3		1B HBP		G6-4-3		4	0	0	1	0	0	4				
Jay Johnstone, L OBP: 0.263, SLG: 0.500 Gary Woods, L OBP: 0.153, SLG: 0.375 (7, PH)	P4											3	1	2	1	0	0	1				
Lee Smith, R OBP: 0.192, SLG: 0.179 Jerry Morales, R OBP: 0.192, SLG: 0.179 Mike Proby, R OBP: 0.192, SLG: 0.179 (10, 1)				F9 1B				HR 1-2 FC6 1B		P3		0	0	0	0	0	0	0				
Keith Moreland, R OBP: 0.330, SLG: 0.443 (1, 9)		F9						F9 FC6		F9		5	0	0	0	0	0	3				
Larry Bowa, S OBP: 0.306, SLG: 0.361 (1, 6)										F9		4	0	2	0	1	1	0				
Jody Davis, R OBP: 0.292, SLG: 0.421 Junior Kennedy, R OBP: 0.182, SLG: 0.150 Steve Lake, R OBP: 0.371, SLG: 0.543 (9, 2)												3	0	1	0	1	0	3				
Dick Ruthven, R OBP: 0.263, SLG: 0.278 Bill Campbell, R (8, 1)												0	0	0	0	0	0	0				
Scot Thompson, L OBP: 0.239, SLG: 0.266 (8, 7)												2	0	0	0	1	0	3				
Inning Stats	R: 1 E: 0 K: 0 S: 5	H: 2 LOB: 1 BB: 0 P: 5	R: 0 E: 0 K: 0 S: 4	H: 1 LOB: 1 BB: 0 P: 4	R: 0 E: 0 K: 0 S: 4	H: 2 LOB: 1 BB: 0 P: 4	R: 0 E: 0 K: 0 S: 4	H: 2 LOB: 3 BB: 1 P: 9	R: 0 E: 0 K: 0 S: 3	H: 2 LOB: 2 BB: 1 P: 7	R: 1 E: 0 K: 0 S: 4	H: 2 LOB: 2 BB: 1 P: 9	R: 0 E: 0 K: 0 S: 3	H: 1 LOB: 0 BB: 1 P: 7	R: 0 E: 0 K: 1 S: 5	H: 0 LOB: 0 BB: 0 P: 5	R: 0 E: 0 K: 0 S: 4	H: 1 LOB: 1 BB: 0 P: 4	1B: 12 2B: 2 3B: 1 HR: 1	SF: 0 SAC: 0 DP: 5 HBP: 1	WP: 0 PB: 0 SB: 0 CS: 0	PA: 48
PITCHER	IP ERA WLS BF H R ER SO BB IBB HBP BLK WP HR S P ERA WHIP	6.1 3.38 0.1 3 1 0 0 0 0 0 0 0 0 0 0 2 3 0.00 3.000	7.1 3.15 0.1 1 0 0 0 0 0 0 0 0 0 0 0 1 1 0.00 0.000	8.1 4.62 2.0 8 2 1 1 0 2 0 0 0 0 0 6 14 4.50 2.000	10.1 1.4 2.0 W 7 1 0 0 1 0 0 0 0 0 9 9 0.00 0.500																	

New York Mets @ Chicago Cubs
Wrigley Field, Chicago, IL
Thu Jun 09 1983, 3:33 AM CDT
Alt. 11,471 - Overcast - 72 F

livebaseballscores.com

AB 42
R 4
H 15
RBI 3
BB 5
SO 1
LOB 24





Batter	1	2	3	4	5	6	7	8	9	10	11	12	13	14	15	16	17	AB	R	H	RBI	BB	SO	LOB	TOP						
Tim Raines, S OBP: 0.366, SLG: 0.359 (1.7) (9.4)	G3		CS 1B		F8		FC4-6 1-2		IBB		1B			F9			F7	7	0	2	0	1	0	2	Montreal Expos @ New York Mets Shea Stadium, Flushing, NY Fri Jun 10 1983, 7:05 PM EDT Alt. 15,905 - Unknown AB 64 R 2 H 14 RBI 2 BB 5 SO 6 LOB 30						
Bryan Little, S OBP: 0.336, SLG: 0.380 (1.6) (7.4) (9.6)	2B 4-1 1B		B5		F9		K		F4		F8			1B 1B			F9	8	1	2	0	0	1	7							
Andre Dawson, R OBP: 0.358, SLG: 0.592 (1.8)	2B		1B		F8		6-3		F9					1B			K	8	0	3	0	0	1	4							
Al Oliver, L OBP: 0.351, SLG: 0.429 (1.3)	4-1		4-3				F9		4-3		4-3			F9			6-3	8	0	0	1	0	1	4							
Gary Carter, R OBP: 0.303, SLG: 0.406 (1.2)	F8				6-3		L7		6-3					F9			L7	7	0	1	0	1	0	3							
Tim Wallach, R OBP: 0.333, SLG: 0.449 (1.5)			E5		K				5-3		F9			F9			F8	8	0	1	0	0	1	2							
Warren Cromartie, L OBP: 0.307, SLG: 0.412 (1.9)	F2		F2		F9		1B		F5					6-3			K	5	1	0	0	2	1	3							
Ray Burris, R OBP: 0.429, SLG: 0.429 (8.7) (9.7)	F3		F9		F9		F9		E 1B		G6-4-3 BB			1B			F9	3	0	2	0	0	1	1							
Jim Wainford, R OBP: 0.273, SLG: 0.384 (9.7)	K						FC4-6 1B		E2 1B		G6-4-3 1B			F7			1-3	4	0	1	1	0	0	2							
Inning Stats	R: 1 E: 0 K: 0 S: 5	H: 2 LOB: 1 BB: 0 P: 5	R: 0 E: 1 K: 1 S: 6	H: 0 LOB: 1 BB: 0 P: 6	R: 0 E: 0 K: 1 S: 5	H: 0 LOB: 1 BB: 0 P: 9	R: 0 E: 0 K: 0 S: 4	H: 1 LOB: 1 BB: 0 P: 4	R: 0 E: 0 K: 0 S: 3	H: 0 LOB: 0 BB: 0 P: 3	R: 1 E: 1 K: 0 S: 5	H: 2 LOB: 3 BB: 2 P: 13	R: 0 E: 0 K: 0 S: 3	H: 1 LOB: 1 BB: 0 P: 7	R: 0 E: 0 K: 0 S: 5	H: 0 LOB: 0 BB: 0 P: 5	R: 0 E: 0 K: 0 S: 4	H: 1 LOB: 1 BB: 0 P: 4	R: 0 E: 0 K: 0 S: 3	H: 0 LOB: 0 BB: 0 P: 3	R: 0 E: 0 K: 1 S: 5	H: 0 LOB: 0 BB: 1 P: 9	1B: 13 2B: 1 3B: 0 HR: 0	SF: 0 SAC: 0 DP: 1 HBP: 0		WP: 0 PB: 0 SB: 2 CS: 1	PA: 69				
PITCHER	IP 7.0	WLS 29	BF 1	H 1	R 1	ER 1	SO 3	BB 0	IBB 0	HBP 0	BLK 0	WP 0	HR 0	S 34	P 38	ERA 1.29	WHIP 1.143														
Craig Swan, R ERA: 3.77											Doug Sisk, R ERA: 3.21																				
Jesse Orosco, L ERA: 1.34											Neil Allen, R ERA: 4.32																				
Rick Ownbey, R ERA: 4.81																															
Batter	1	2	3	4	5	6	7	8	9	10	11	12	13	14	15	16	17	AB	R	H	RBI	BB	SO	LOB		BOTTOM					
Mookie Wilson, S OBP: 0.273, SLG: 0.335 (1.8)	F7		F5		K		4-3				6-3			K		4-3		7	0	0	0	1	2	1		Montreal Expos @ New York Mets Shea Stadium, Flushing, NY Fri Jun 10 1983, 7:05 PM EDT Alt. 15,905 - Unknown AB 59 R 4 H 13 RBI 4 BB 5 SO 15 LOB 23					
Hubie Brooks, R OBP: 0.311, SLG: 0.369 (1.5)	F8		K		2B		K		K		F9			G1			SH3-4 HR 1B	8	1	2	0	0	3	2							
Daryl Strawberry, L OBP: 0.331, SLG: 0.507 (1.9)			K		K		E3 1B SF7		K		F7			K			SH3-4	6	1	1	0	0	3	3							
Rick Ownbey, R OBP: 0.111, SLG: 0.111 (14.1)	2B		K		K				K								SH3-4 1B	1	0	0	0	0	1	0							
George Foster, R OBP: 0.327, SLG: 0.485 (8.3) (9.7)	K				K		L6		1B		WP SH1-4 1B			F7			CS 1B	4	0	1	0	0	2	1							
Dave Kingman, R OBP: 0.266, SLG: 0.200 (1.3)			F6		1B 1B		F2		SF7		SH1-4			F7			F3	6	1	2	3	0	0	1							
Ron Hodges, L OBP: 0.331, SLG: 0.210 (1.2)	K		K		L9				FC5-4 1B		K BB			4-3			G3	5	0	0	0	2	2	2							
Brian Giles, R OBP: 0.326, SLG: 0.386 (8.3) (9.7)							5-3		IBB		FC5-4 1B			F9				4	1	2	0	0	0	3							
Danny Heep, R OBP: 0.244, SLG: 0.244 (13.7) (14.4)	1B 2B		1B		1B						F3						5-3	0	0	0	0	0	0	0							
Jose Oquendo, S OBP: 0.333, SLG: 0.299 (1.6)					1-3				SH5-4 2B		SH5-4 2B			CS BB			5-3	5	0	2	1	2	0	2							
Craig Swan, R OBP: 0.167, SLG: 0.167 (7.7) (9.7)	L6								SH5-4 2B		SH5-4 2B			F7				2	0	0	0	0	1	1							
Rusty Straub, L OBP: 0.353, SLG: 0.279 (8.1)					K		3-1				F9							1	0	0	0	0	0	0							
Doug Sisk, R OBP: 0.276, SLG: 0.300 (14.9)														1-2			1B	3	0	1	0	0	0	4							
Inning Stats	R: 0 E: 0 K: 1 S: 6	H: 1 LOB: 1 BB: 0 P: 6	R: 1 E: 0 K: 1 S: 7	H: 2 LOB: 1 BB: 0 P: 7	R: 0 E: 0 K: 1 S: 7	H: 2 LOB: 2 BB: 0 P: 7	R: 0 E: 0 K: 1 S: 7	H: 1 LOB: 1 BB: 0 P: 7	R: 0 E: 0 K: 0 S: 10	H: 1 LOB: 1 BB: 0 P: 10	R: 0 E: 0 K: 0 S: 3	H: 0 LOB: 0 BB: 1 P: 7	R: 0 E: 0 K: 0 S: 3	H: 0 LOB: 0 BB: 0 P: 3	R: 0 E: 0 K: 0 S: 3	H: 0 LOB: 0 BB: 0 P: 3	R: 0 E: 0 K: 0 S: 2	H: 0 LOB: 0 BB: 1 P: 6	R: 0 E: 0 K: 0 S: 7	H: 0 LOB: 0 BB: 0 P: 7	R: 0 E: 0 K: 0 S: 3	H: 1 LOB: 1 BB: 0 P: 3	R: 0 E: 0 K: 1 S: 4	H: 1 LOB: 1 BB: 0 P: 4	R: 2 E: 0 K: 1 S: 6		H: 2 LOB: 1 BB: 0 P: 6	1B: 8 2B: 4 3B: 0 HR: 1	SF: 1 SAC: 3 DP: 0 HBP: 0	WP: 1 PB: 0 SB: 0 CS: 2	PA: 68
PITCHER	IP 8.0	WLS 34	BF 7	H 2	R 2	ER 1	SO 9	BB 1	IBB 0	HBP 0	BLK 0	WP 0	HR 0	S 50	P 58	ERA 1.12	WHIP 1.000														
Ray Burris, R ERA: 2.52											Jeff Reardon, R ERA: 3.77																				
Dan Schatzeder, L ERA: 0.68											Bryn Smith, R ERA: 2.53																				

Batter	1	2	3	4	5	6	7	8	9	AB	R	H	RBI	BB	SO	LOB	TOP					
Tim Raines, S (1, 7) OBP: 0.367, SLG: 0.353	4-3		G3 SF8 BB		L5	6-3		1B BB		3	1	0	0	2	0	2	<p>Montreal Expos @ New York Mets Shea Stadium, Flushing, NY Sat Jun 11 1983, 7:05 PM EDT Att: 24,203 - Unknown</p>					
Bryan Little, S (1, 6) OBP: 0.384, SLG: 0.379	F9		G3		FC6-4 BB		4-3 5-3 1B BB	1-2 2-3 1B		3	1	1	0	2	0	1						
Andre Dawson, R (1, 8) OBP: 0.354, SLG: 0.584			SF8		FC6-4		5-3	F7		3	0	0	1	1	0	6						
Al Oliver, L (1, 3) OBP: 0.349, SLG: 0.426	4-3						4-3	F5		4	1	1	0	0	1	2						
Terry Francona, L (7, 3) OBP: 0.200, SLG: 0.250			K				1B 1B			1	0	0	0	0	0	3						
Tim Wallach, R (1, 5) OBP: 0.341, SLG: 0.450							1B 1B			2	1	1	0	1	0	0						
Mike Phillips, L (7, PR) (7, 5)							1B 3B 1B	WP 1B HBP		1	0	0	0	0	0	0						
Warren Cromartie, L (1, 9) OBP: 0.399, SLG: 0.412	4-3		G4-6-3		G4-6-3		1B 1B	WP 1B		5	1	2	2	0	0	1						
Doug Flynn, R (1, 4) OBP: 0.237, SLG: 0.262	F6		F1-3		B2		F4-3			5	0	0	0	0	0	4						
Bobby Ramos, R (1, 2) OBP: 0.389, SLG: 0.533					E5 SH1-4		5-3			3	0	1	2	1	0	0						
Randy Lerch, L (1, 1) OBP: 0.500, SLG: 0.600	4-3				SH1-4					2	0	0	0	0	0	3						
Jeff Reardon, R (7, 1) OBP: 0.167, SLG: 0.167					1-3		1B BB	1B		1	0	1	0	0	0	0						
Inning Stats	R: 0 E: 0 K: 0 S: 3	H: 0 LOB: 1 BB: 1 P: 7	R: 0 E: 1 K: 0 S: 4	H: 0 LOB: 2 BB: 1 P: 8	R: 1 E: 0 K: 1 S: 5	H: 0 LOB: 0 BB: 1 P: 9	R: 0 E: 0 K: 0 S: 2	H: 0 LOB: 0 BB: 1 P: 6	R: 0 E: 1 K: 0 S: 4	H: 0 LOB: 2 BB: 1 P: 8	R: 3 E: 0 K: 0 S: 7	H: 4 LOB: 3 BB: 0 P: 7	R: 1 E: 0 K: 0 S: 4	H: 1 LOB: 3 BB: 1 P: 9	R: 0 E: 0 K: 0 S: 5	H: 2 LOB: 3 BB: 1 P: 9	R: 0 E: 0 K: 0 S: 3	H: 0 LOB: 0 BB: 0 P: 3	1B: 6 2B: 0 3B: 1 HR: 0	SF: 1 SAC: 1 DP: 1 HBP: 1	WP: 1 PB: 0 SB: 1 CS: 0	PA: 43
PITCHER	IP WLS BF H R ER SO BB IBB HBP BLK WP HR S P ERA WHIP																					
Scott Holman, R (1, 1) ERA: 3.91	5.1 L 26 4 4 4 1 5 0 0 0 0 0 0 23 43 6.75 1.688																					
Doug Sisk, R (6, 1) ERA: 3.31	1.2 8 1 1 1 0 1 0 1 0 1 0 6 11 5.40 1.200																					
Carlos Diaz, L (8, 1) ERA: 2.86	2.0 9 2 0 0 0 1 0 0 0 0 0 8 12 0.00 1.500																					

Batter	1	2	3	4	5	6	7	8	9	AB	R	H	RBI	BB	SO	LOB	BOTTOM					
Mookie Wilson, S (1, 8) OBP: 0.272, SLG: 0.331	F4-3 S BB		F9		F4-3		FC1-2 S			3	0	0	0	1	0	3	<p>Montreal Expos @ New York Mets Shea Stadium, Flushing, NY Sat Jun 11 1983, 7:05 PM EDT Att: 24,203 - Unknown</p>					
Bob Bailor, R (1, 4) OBP: 0.286, SLG: 0.310	F4-3		F6-4-3 1B			F4-3 5-3 1B		K		4	0	2	0	0	1	3						
Hubie Brooks, R (1, 5) OBP: 0.305, SLG: 0.361	L5		F6-4-3			5-3		L7		4	0	0	0	0	0	6						
George Foster, R (1, 7) OBP: 0.321, SLG: 0.455	F4				6-3		F4-3			4	0	0	0	0	1	2						
Dave Kingman, R (1, 3) OBP: 0.269, SLG: 0.413			K		K		F7			3	0	0	0	1	2	1						
Mark Bradley, R (1, 9) OBP: 0.328, SLG: 0.308	5-3							F6-4-3 BB		2	1	0	0	2	0	1						
José Oquendo, S (1, 6) OBP: 0.343, SLG: 0.303										2	1	1	0	1	0	1						
Danny Heep, L (9, PH) OBP: 0.370, SLG: 0.451			FC6-4 BB		L5		2B BB			1	0	1	0	0	0	0						
Ronn Reynolds, R (1, 2) OBP: 0.278, SLG: 0.219							2B BB			2	0	0	0	1	0	1						
Ron Hodges, L (9, PH) OBP: 0.328, SLG: 0.208			FC6-4				FC1-2 BB			1	0	0	0	0	0	1						
Scott Holman, R (1, 1) ERA: 3.91							FC1-2			2	0	1	0	0	1	0						
Doug Sisk, R (6, 1) ERA: 3.31							1-3 2-4 2-H			0	0	0	0	0	0	0						
Tucker Ashford, R (7, PH) OBP: 0.266, SLG: 0.255										0	0	0	0	0	0	0						
Rusty Staub, R (7, PH) OBP: 0.266, SLG: 0.318										0	0	1	2	0	0	0						
Carlos Diaz, R (8, 1) ERA: 2.86										1	0	0	0	0	0	0						
Mike Jorgensen, L (9, PH) OBP: 0.333, SLG: 0.300										1	0	0	0	0	0	1						
Inning Stats	R: 0 E: 0 K: 0 S: 3	H: 0 LOB: 1 BB: 1 P: 7	R: 0 E: 0 K: 1 S: 5	H: 0 LOB: 1 BB: 1 P: 9	R: 0 E: 0 K: 1 S: 5	H: 2 LOB: 1 BB: 0 P: 4	R: 0 E: 0 K: 1 S: 5	H: 0 LOB: 1 BB: 1 P: 9	R: 0 E: 0 K: 1 S: 4	H: 0 LOB: 0 BB: 1 P: 6	R: 0 E: 0 K: 0 S: 2	H: 1 LOB: 3 BB: 0 P: 7	R: 2 E: 0 K: 1 S: 7	H: 2 LOB: 2 BB: 2 P: 15	R: 0 E: 0 K: 1 S: 4	H: 0 LOB: 0 BB: 1 P: 8	R: 0 E: 0 K: 0 S: 3	H: 1 LOB: 0 BB: 0 P: 3	1B: 5 2B: 1 3B: 0 HR: 0	SF: 0 SAC: 0 DP: 3 HBP: 0	WP: 0 PB: 0 SB: 2 CS: 0	PA: 36
PITCHER	IP WLS BF H R ER SO BB IBB HBP BLK WP HR S P ERA WHIP																					
Randy Lerch, L (1, 1) ERA: 3.67	6.0 W 26 4 2 2 3 5 0 0 0 0 0 27 47 3.00 1.500																					
Jeff Reardon, R (7, 1) ERA: 3.41	3.0 S 10 2 0 0 2 1 0 0 0 0 0 13 17 0.00 1.000																					



Batter	1	2	3	4	5	6	7	8	9	AB	R	H	RBI	BB	SO	LOB	TOP			
Tim Raines, S (1,7) OBP: 0.361, SLG: 0.346 Dan Schatzeder, L (7,1) OBP: 0.250, SLG: 0.250 Chris Welsh, L (8,1) OBP: 0.397, SLG: 0.308	0-0 4-3		0-0 F9		0-0 F8		0-0 G3			4	0	0	0	0	0	0	 <p>Montreal Expos @ New York Mets Shea Stadium, Flushing, NY Sun Jun 12 1983, 3:33 AM EDT Att: 24,393 - Unknown</p>			
Bryan Little, S (1,6) OBP: 0.362, SLG: 0.372	0-0 F8		4-0 BB		0-0 F6		0-0 G3		3	0	0	0	1	0	0					
Andre Dawson, R (1,8) OBP: 0.353, SLG: 0.576	0-0 5-3		4-0 BB		0-0 F9		0-0 6-3		3	0	0	0	1	0	0					
Al Oliver, L (1,3) OBP: 0.347, SLG: 0.423		0-0 F7	0-3 K		0-0 G5-4-3 1B		0-0 4-3		4	0	1	0	0	1	2					
Gary Carter, R (1,2) OBP: 0.307, SLG: 0.404		0-0 BB 1B		4-0 2B 6-3 BB		0-0 G5-4-3 1-2 1B		0-3 K	3	1	1	0	1	1	1					
Warren Cromartie, L (1,9) OBP: 0.343, SLG: 0.420		0-0 F8 1B		0-0 6-3 1-3 2B		0-0 FC5-4 1B		0-0 4-3	4	0	2	0	0	0	1					
Tim Wallach, R (1,5) OBP: 0.341, SLG: 0.446 Terry Crowley, L (9,PH) OBP: 0.800, SLG: 0.500		4-0 FC4-6 BB		0-0 6-3 2-3 3-H 0-0 F9		0-0 FC5-4 1-2 1B		4-0 BB	2	0	0	1	1	0	2					
Doug Flynn, R (1,4) OBP: 0.234, SLG: 0.259 Terry Francona, L (7,PH) OBP: 0.194, SLG: 0.242		0-0 FC4-6 1-2 1B		0-0 F9		0-0 F8		0-3 K	2	0	0	0	0	0	3					
Charlie Lea, R (1,1) OBP: 0.083, SLG: 0.043 Jerry White, S (7,PH) OBP: 0.162, SLG: 0.053 Mike Phillips, L (7,6)			0-0 4-3		0-0 F9		0-0 F7		0-0 K	2	0	0	0	0	1					
			0-0 4-3		0-0 F9		0-0 F7		0-0 K	1	0	0	0	0	0					
Inning Stats	R: 0 E: 0 K: 0 S: 3	H: 0 LOB: 0 BB: 0 P: 3	R: 0 E: 0 K: 0 S: 4	H: 1 LOB: 2 BB: 1 P: 8	R: 0 E: 0 K: 1 S: 5	H: 0 LOB: 2 BB: 2 P: 13	R: 1 E: 0 K: 0 S: 4	H: 1 LOB: 1 BB: 1 P: 8	R: 0 E: 0 K: 0 S: 3	H: 0 LOB: 0 BB: 0 P: 3	R: 0 E: 0 K: 0 S: 4	H: 2 LOB: 1 BB: 0 P: 4	R: 0 E: 0 K: 0 S: 3	H: 0 LOB: 0 BB: 0 P: 3	R: 0 E: 0 K: 2 S: 7	H: 0 LOB: 1 BB: 1 P: 11	1B: 3 2B: 1 3B: 0 HR: 0	SF: 0 SAC: 0 DP: 1 HBP: 0	WP: 0 PB: 0 SB: 0 CS: 0	PA: 35
PITCHER Tom Seaver, R (1,1) ERA: 2.54	IP: 9.0 WLS: W BF: 35 H: 4 R: 1 ER: 1 SO: 3 BB: 5 IBB: 0 HBP: 0 BLK: 0 WP: 0 HR: 0 S: 36 P: 56 ERA: 1.00 WHIP: 1.000															PITCHER				

Batter	1	2	3	4	5	6	7	8	9	AB	R	H	RBI	BB	SO	LOB	BOTTOM			
Mookie Wilson, S (1,8) OBP: 0.275, SLG: 0.336	0-0 1B 1B		0-3 K		0-3 K		0-0 E6 1B	0-0 WP 2B		5	1	2	1	0	2	2	 <p>Montreal Expos @ New York Mets Shea Stadium, Flushing, NY Sun Jun 12 1983, 3:33 AM EDT Att: 24,393 - Unknown</p>			
Hubie Brooks, R (1,5) OBP: 0.308, SLG: 0.364 Tucker Ashford, R (8,5) OBP: 0.238, SLG: 0.222	0-0 1B 1-1 3B		0-0 F4		0-0 5-3		0-0 1B 1-2 2-3 1B	0-0 5-3		4	1	2	0	0	0	1				
Darryl Strawberry, L (1,9) OBP: 0.249, SLG: 0.333	0-0 1H HR 3B		4-0 BB		0-0 E8 1B 2B		0-0 1B 1-3 2-H 3-H 0-0 1B	0-3 K		4	2	2	3	1	1	1				
George Foster, R (1,7) OBP: 0.324, SLG: 0.472	0-0 3-H HR		0-0 F4		0-0 E8 1B 2B		0-0 F7			4	2	2	2	0	0	3				
Dave Kingman, R (1,3) OBP: 0.274, SLG: 0.412	0-0 F8			0-0 CS 1B		0-0 B2	4-0 BB			3	0	1	0	1	0	2				
Ron Hodges, L (1,2) OBP: 0.318, SLG: 0.200	0-3 K		0-3 K		0-0 F9		0-0 F8			4	0	0	0	0	2	6				
Brian Giles, R (1,4) OBP: 0.292, SLG: 0.265 Rusty Staub, L (6,PH) OBP: 0.377, SLG: 0.356 Bob Bailor, R (7,4) OBP: 0.293, SLG: 0.318		0-0 F3		0-0 5-3		0-0 1-1 3-H 2B		0-0 1B 2B 1B		2	0	0	0	0	0	0				
José Oquendo, S (1,6) OBP: 0.349, SLG: 0.312		0-0 5-3			0-0 S 1B		0-0 F9	0-0 2B WP 1B		4	1	2	0	0	0	0				
Tom Seaver, R (1,1) OBP: 0.276, SLG: 0.393		0-3 K		0-0 F2		0-0 1B E 1B		0-3 K		4	1	1	0	0	2	3				
Inning Stats	R: 3 E: 0 K: 1 S: 8	H: 4 LOB: 0 BB: 0 P: 8	R: 0 E: 0 K: 1 S: 5	H: 0 LOB: 0 BB: 0 P: 5	R: 0 E: 0 K: 1 S: 5	H: 0 LOB: 1 BB: 1 P: 9	R: 0 E: 0 K: 1 S: 5	H: 1 LOB: 0 BB: 0 P: 5	R: 0 E: 0 K: 0 S: 6	H: 1 LOB: 1 BB: 0 P: 6	R: 2 E: 1 K: 0 S: 5	H: 2 LOB: 1 BB: 0 P: 5	R: 2 E: 1 K: 0 S: 7	H: 3 LOB: 3 BB: 1 P: 11	R: 2 E: 0 K: 2 S: 10	H: 3 LOB: 1 BB: 0 P: 10		1B: 10 2B: 3 3B: 1 HR: 1	SF: 0 SAC: 0 DP: 1 HBP: 0	WP: 1 PB: 0 SB: 1 CS: 1
PITCHER Charlie Lea, R (1,1) ERA: 3.53 Dan Schatzeder, L (7,1) ERA: 0.99 Chris Welsh, L (8,1) ERA: 4.81	IP: 6.0 WLS: L BF: 25 H: 8 R: 5 ER: 3 SO: 5 BB: 1 IBB: 0 HBP: 0 BLK: 0 WP: 0 HR: 1 S: 34 P: 38 ERA: 4.50 WHIP: 1.500															PITCHER				

Batter	1	2	3	4	5	6	7	8	9	AB	R	H	RBI	BB	SO	LOB	TOP							
Mel Hall, L OBP: 0.417, SLG: 0.413 (1, 8)	L6		F8		E 1-2 2B	1B		F8		5	1	2	0	0	0	1								
23 Ryne Sandberg, R OBP: 0.296, SLG: 0.352 (1, 4)	4-3		F9		K	1-3		S 1B		5	0	1	0	0	1	4								
Bill Buckner, L OBP: 0.279, SLG: 0.413 (1, 3)	HR		1-3		P5		4-3	L7		5	1	1	1	0	0	4								
Ron Cey, R OBP: 0.326, SLG: 0.386 (1, 5)	BB				E6 2B	1-3 2H	BB E	K		3	2	1	0	2	1	2								
Jay Johnstone, L OBP: 0.405, SLG: 0.556 Gary Woods, R OBP: 0.318, SLG: 0.390 (1, 7) (7, 7)	K				F7 1-H 2B	1-3 2B	E BB	SH1-3 2B		3	1	2	2	1	1	1								
Keith Moreland, R OBP: 0.338, SLG: 0.463 (1, 9)		F8		F7		IBB	E6 1B 2B	SH1-3		3	1	1	2	1	0	1								
Jody Davis, R OBP: 0.299, SLG: 0.484 (1, 2)		F7		K		L9	1-3	F7		5	0	0	0	0	1	6								
Tom Verzyer, R OBP: 0.219, SLG: 0.250 (1, 6)		5-3		F8		5-3	1B	1-3		5	0	1	1	0	0	2								
Steve Trout, L OBP: 0.222, SLG: 0.222 Mike Proly, R Craig Lefferts, L (1, 1) (7, 1) (8, 1)							E 1B	K		4	1	2	0	0	2	1								
Inning Stats	R: 1 E: 0 K: 1 S: 6	H: 1 LOB: 1 BB: 1 P: 10	R: 0 E: 0 K: 0 S: 3	H: 0 LOB: 0 BB: 0 P: 3	R: 0 E: 0 K: 0 S: 4	H: 1 LOB: 1 BB: 0 P: 4	R: 1 E: 0 K: 1 S: 7	H: 2 LOB: 1 BB: 0 P: 7	R: 2 E: 1 K: 1 S: 9	H: 3 LOB: 3 BB: 1 P: 13	R: 0 E: 0 K: 1 S: 6	H: 1 LOB: 1 BB: 0 P: 6	R: 3 E: 1 K: 1 S: 7	H: 2 LOB: 1 BB: 2 P: 15	R: 0 E: 0 K: 1 S: 6	H: 1 LOB: 1 BB: 0 P: 6	R: 0 E: 0 K: 0 S: 4	H: 1 LOB: 1 BB: 0 P: 4	1B: 7 2B: 4 3B: 0 HR: 1	SF: 0 SAC: 1 DP: 0 HBP: 0	WP: 0 PB: 0 SB: 1 CS: 0	PA: 44		
PITCHER	IP WLS BF H R ER SO BB IBB HBP BLK WP HR S P ERA WHIP	4.2 L 23 7 4 2 3 1 0 0 0 0 1 28 32 3.86 1.714	5.1 R 13 3 3 2 2 2 1 0 0 0 0 0 14 26 7.71 2.143	8.1 L 4 1 0 0 1 0 0 0 0 0 0 0 6 6 0.00 1.000	9.1 L 4 1 0 0 0 0 0 0 0 0 0 0 4 4 0.00 1.000																			

Chicago Cubs @ New York Mets
Shea Stadium, Flushing, NY
Mon Jun 13 1983, 7:05 PM EDT
Att: 9,792 - Unknown - 88 F

AB	39
R	7
H	12
RBI	6
BB	4
SO	6
LOB	22



Batter	1	2	3	4	5	6	7	8	9	AB	R	H	RBI	BB	SO	LOB	BOTTOM						
Mookie Wilson, S OBP: 0.273, SLG: 0.331 (1, 8)	5-3		K		F9		G6-3 BB		6-3	4	0	0	0	1	1	0							
Bob Bailor, R OBP: 0.285, SLG: 0.303 (1, 5)	F8		G4-6-3 BB		5-3		G6-3 1-2		6-3	4	0	0	0	1	0	1							
Darryl Strawberry, L OBP: 0.294, SLG: 0.336 (1, 9)	S 1B		G4-6-3 1-2		3-1		1B		4-3	5	0	2	0	0	0	1							
George Foster, R OBP: 0.323, SLG: 0.482 (1, 7)	6-3				HR		L7			4	1	1	1	0	0	2							
Dave Kingman, R OBP: 0.273, SLG: 0.409 (1, 3)		2B 1B 1B		P6		5-3		6-3		4	1	1	0	0	0	0							
Brian Giles, R OBP: 0.302, SLG: 0.283 (1, 4)		1B 2B		L9		1B 1B		1B 1B		4	0	3	0	0	0	0							
José Oquendo, S OBP: 0.364, SLG: 0.330 (1, 6)		FC4-6 1B		WP S 1B		1B		K		4	0	3	1	0	1	1							
Ronn Reynolds, R OBP: 0.280, SLG: 0.212 Rusty Staub, L OBP: 0.389, SLG: 0.370 Ron Hodges, L OBP: 0.318, SLG: 0.200 (1, 2) (8, PH) (9, 2)	F7				HR		K			2	0	0	0	1	1	3							
Mike Torrez, R OBP: 0.383, SLG: 0.583 Neil Allen, R OBP: 0.307, SLG: 0.377 Mark Bradley, R OBP: 0.307, SLG: 0.377 Carlos Díaz, R OBP: 0.307, SLG: 0.377 Danny Heep, L OBP: 0.307, SLG: 0.377 Hubie Brooks, R OBP: 0.307, SLG: 0.377 Rick Ownbey, R OBP: 0.307, SLG: 0.377 (1, 1) (5, 1) (7, PH) (8, PH) (8, PH) (9, 1)	FC4-6				K		HR	K		2	0	0	0	0	1	3							
Inning Stats	R: 0 E: 0 K: 0 S: 4	H: 3 LOB: 1 BB: 0 P: 4	R: 1 E: 0 K: 0 S: 5	H: 3 LOB: 1 BB: 0 P: 5	R: 0 E: 0 K: 1 S: 4	H: 0 LOB: 0 BB: 1 P: 8	R: 1 E: 0 K: 1 S: 7	H: 2 LOB: 2 BB: 1 P: 11	R: 0 E: 0 K: 0 S: 3	H: 0 LOB: 0 BB: 0 P: 3	R: 0 E: 0 K: 1 S: 7	H: 2 LOB: 2 BB: 0 P: 7	R: 1 E: 0 K: 0 S: 4	H: 2 LOB: 1 BB: 1 P: 8	R: 0 E: 0 K: 2 S: 9	H: 2 LOB: 2 BB: 0 P: 9	R: 0 E: 0 K: 0 S: 3	H: 0 LOB: 0 BB: 0 P: 3	1B: 9 2B: 1 3B: 0 HR: 2	SF: 0 SAC: 0 DP: 2 HBP: 0	WP: 1 PB: 0 SB: 2 CS: 0	PA: 39	
PITCHER	IP WLS BF H R ER SO BB IBB HBP BLK WP HR S P ERA WHIP	6.0 W 27 9 3 3 3 1 1 0 0 0 0 9 13 0.00 2.400	1.2 S 8 3 0 0 1 1 0 0 0 0 0 0 9 13 0.00 2.400	1.1 S 4 0 0 0 1 0 0 0 0 0 0 0 6 6 0.00 0.000																			

Chicago Cubs @ New York Mets
Shea Stadium, Flushing, NY
Mon Jun 13 1983, 7:05 PM EDT
Att: 9,792 - Unknown - 88 F

AB	36
R	3
H	12
RBI	3
BB	3
SO	5
LOB	13



Batter	1	2	3	4	5	6	7	8	9	10	AB	R	H	RBI	BB	SO	LOB											
Mel Hall, L OBP: 0.429, SLG: 0.418 (1, 8)	0-0 23 4-3 1B		0-0 1-3		0-0 FC5-4			0-0 1B		1-0 23 G6-3 HBP	4	0	2	0	0	0	1											
23 Ryne Sandberg, R OBP: 0.290, SLG: 0.344 (1, 4)	0-0 4-3		0-0 L9		0-0 FC6-4			0-0 P4		0-0 G6-3	5	0	0	0	0	0	5											
Bill Buckner, L OBP: 0.261, SLG: 0.410 (1, 3)	0-0 L6							0-0 F8			4	0	1	0	1	0	2											
Ron Cey, R OBP: 0.323, SLG: 0.386 (1, 5)	0-0 F7				0-0 G5-4-3 1B			0-0 F9		0-0 1B	5	1	1	0	0	1	4											
Jay Johnstone, L OBP: 0.410, SLG: 0.552 (1, 7)		0-0 1B			0-0 L7			0-0 P6		0-0 G3 1B	4	0	2	1	0	0	0											
Keith Moreland, R OBP: 0.341, SLG: 0.464 (1, 9)	0-0 1-3 1B							0-0 K		0-0 K	4	1	2	0	0	2	1											
Larry Bowa, S OBP: 0.313, SLG: 0.354 (1, 6)	0-0 5-3				0-0 1-2 2B 1B			0-0 1-3		0-0 G3	4	1	1	0	0	0	2											
Jody Davis, R OBP: 0.298, SLG: 0.485 (1, 2)	0-0 F9				0-0 FC1-5 1-2 2H 2B			0-0 P4		0-0 5-3	4	0	1	2	0	0	2											
Dick Ruthven, R OBP: 0.227, SLG: 0.238 Bill Campbell, R (8, 1)			0-0 1-3		0-0 FC1-5 2-3			0-0 5-3		0-0 E4 23 G6-3 HBP	3	0	0	0	0	0	1											
Scot Thompson, L OBP: 0.232, SLG: 0.258 Lee Smith, R (10, 1)											0	0	0	0	0	0	0											
Inning Stats	R: 0 E: 0 K: 1 S: 4	H: 1 LOB: 1 BB: 0 P: 4	R: 0 E: 0 K: 0 S: 4	H: 2 LOB: 0 BB: 0 P: 4	R: 0 E: 0 K: 0 S: 3	H: 0 LOB: 0 BB: 0 P: 3	R: 0 E: 0 K: 0 S: 3	H: 1 LOB: 0 BB: 0 P: 3	R: 2 E: 0 K: 0 S: 6	H: 3 LOB: 1 BB: 0 P: 6	R: 0 E: 0 K: 1 S: 5	H: 0 LOB: 0 BB: 0 P: 5	R: 0 E: 0 K: 0 S: 4	H: 1 LOB: 1 BB: 0 P: 4	R: 1 E: 0 K: 1 S: 7	H: 2 LOB: 1 BB: 0 P: 7	R: 0 E: 1 K: 1 S: 5	H: 0 LOB: 2 BB: 1 P: 10	1B: 8 2B: 2 3B: 0 HR: 0	SF: 0 SAC: 0 DP: 2 HBP: 1	WP: 0 PA: 40 PB: 0 SB: 0 CS: 0							
PITCHER	IP 8.0	WLS 30	H 8	R 2	ER 2	SO 1	BB 0	IBB 0	HBP 0	BLK 0	WP 0	HR 0	S 32	P 32	ERA 2.25	WHIP 1.000												
Ed Lynch, R ERA: 3.23	(1, 1)																											
Doug Sisk, R ERA: 3.38	(9, 1)	2.0	W	10	2	1	1	2	0	1	1	0	0	0	12	17	4.50	1.000										

Chicago Cubs @ New York Mets
Shea Stadium, Flushing, NY
Tue Jun 14 1983, 7:05 PM EDT
Att: 9,650 - Overcast - 82 F

TOP

AB	38
R	3
H	10
RBI	3
BB	1
SO	3
LOB	18

Batter	1	2	3	4	5	6	7	8	9	10	AB	R	H	RBI	BB	SO	LOB										
Mookie Wilson, S OBP: 0.269, SLG: 0.325 (1, 8)	0-3 K		0-0 F7		0-0 4-3			0-0 3-1		0-0 SH1-4	4	0	0	0	0	1	2										
Hubie Brooks, R OBP: 0.309, SLG: 0.363 (1, 5)	0-0 4-3		0-0 BB 1-2 2H 1B		0-0 G3			0-0 1B		0-0 L9	5	0	2	1	0	0	1										
Darryl Strawberry, L OBP: 0.260, SLG: 0.327 (1, 9)	0-0 L7		0-0 BB 1-2 2-3 BB					0-0 G3		0-0 F8	3	0	0	0	2	0	1										
George Foster, R OBP: 0.321, SLG: 0.478 Mark Bradley, R OBP: 0.338, SLG: 0.377 (8, PR)		0-0 L7			0-0 F8			0-0 4-3		0-0 1B	4	0	1	0	0	0	3										
Rusty Staub, L OBP: 0.400, SLG: 0.383 (10, PH)								0-0 1-2 1B		0-0 1-2 2H 1B	1	0	1	1	0	0	0										
Dave Kingman, R OBP: 0.273, SLG: 0.421 Mike Jorgensen, L OBP: 0.333, SLG: 0.500 (9, 3)		0-0 6-3						0-0 P4		0-0 K	4	1	1	1	0	1	2										
Ron Hodges, L OBP: 0.309, SLG: 0.193 (1, 2)		0-0 1-3						0-0 F8		0-0 L9	4	0	0	0	0	0	0										
Brian Giles, R OBP: 0.296, SLG: 0.276 (1, 4)			0-0 E6 FC1-5 1B		0-0 5-3			0-0 K		0-0 4-3	4	0	0	0	0	1	0										
José Quiendo, S OBP: 0.368, SLG: 0.330 (1, 6)			0-0 FC1-5 1B		0-0 CS BB			0-0 F9		0-0 4-3	3	1	1	0	1	0	0										
Ed Lynch, R OBP: 0.250, SLG: 0.211 Danny Heep, L OBP: 0.378, SLG: 0.489 Doug Sisk, R (8, PH)			0-0 FC1-5 BB 1B		0-0 CS			0-0 6-3		0-0 SH1-4 1B	2	0	0	0	0	0	2										
Bob Bailor, R OBP: 0.296, SLG: 0.311 (10, PH)			0-0 1-2 2-3 1B		0-0 1-2			0-0 HR			1	1	1	0	0	0	0										
Inning Stats	R: 0 E: 0 K: 1 S: 5	H: 0 LOB: 0 BB: 0 P: 5	R: 0 E: 0 K: 0 S: 3	H: 0 LOB: 0 BB: 0 P: 3	R: 1 E: 1 K: 0 S: 6	H: 2 LOB: 3 BB: 1 P: 10	R: 1 E: 0 K: 0 S: 3	H: 1 LOB: 0 BB: 1 P: 7	R: 0 E: 0 K: 0 S: 3	H: 0 LOB: 0 BB: 0 P: 3	R: 0 E: 0 K: 1 S: 5	H: 0 LOB: 0 BB: 0 P: 5	R: 1 E: 0 K: 1 S: 8	H: 3 LOB: 2 BB: 0 P: 8	R: 0 E: 0 K: 0 S: 3	H: 0 LOB: 0 BB: 0 P: 3	R: 1 E: 0 K: 0 S: 4	H: 2 LOB: 2 BB: 1 P: 8	1B: 6 2B: 0 3B: 0 HR: 2	SF: 0 SAC: 1 DP: 0 HBP: 0	WP: 0 PA: 41 PB: 0 SB: 0 CS: 1						
PITCHER	IP 7.1	WLS 29	H 5	R 3	ER 2	SO 2	BB 2	IBB 0	HBP 0	BLK 0	WP 0	HR 2	S 31	P 39	ERA 0.00	WHIP 0.600											
Dick Ruthven, R ERA: 4.71	(1, 1)																										
Bill Campbell, R ERA: 3.29	(8, 1)	1.2	6	1	0	0	1	0	0	0	0	0	0	8	8	0.00	0.600										
Lee Smith, R ERA: 1.85	(10, 1)	0.2	L	5	2	1	1	0	0	1	0	0	0	4	8	13.50	3.000										

Chicago Cubs @ New York Mets
Shea Stadium, Flushing, NY
Tue Jun 14 1983, 7:05 PM EDT
Att: 9,650 - Overcast - 82 F

BOTTOM

AB	36
R	4
H	8
RBI	4
BB	3
SO	3
LOB	11

Batter	1	2	3	4	5	6	7	8	9	10	AB	R	H	RBI	BB	SO	LOB	TOP	
Mel Hall, L OBP: 0.415, SLG: 0.403	(1, 8) X 0-0 P5	(1, 8) X 0-0 G3		(1, 8) X 0-0 L5			(1, 8) X 0-3 K			(1, 8) X 0-0 SH3-4 23 SH 1B	5	1	1	1	0	1	1		
23 Ryne Sandberg, R OBP: 0.298, SLG: 0.352	(1, 4) X 0-0 1B	(1, 4) X 0-0 1B			(1, 4) X 0-0 6-3			(1, 4) X 0-0 FC3-6 1B		(1, 4) X 0-0 SH SH3-4 1B	4	2	3	1	0	0	0		
Bill Buckner, L OBP: 0.261, SLG: 0.407	(1, 3) X 0-0 1B	(1, 3) X 0-0 P3			(1, 3) X 0-0 L7			(1, 3) X 0-0 FC3-6 1B		(1, 3) X 0-0 SH3-4	4	0	1	1	0	0	2		
Ron Cey, R OBP: 0.325, SLG: 0.383	(1, 5) S 0-3 K	(1, 5) S 0-3 K			(1, 5) X 0-0 L5			(1, 5) X 0-0 1B		(1, 5) X 0-0 1B	4	1	1	0	1	2	2		
Jay Johnstone, L OBP: 0.410, SLG: 0.535	(1, 7) B 4-0 BB		(1, 7) X 0-0 F8			(1, 7) X 0-3 K		(1, 7) X 0-0 F7		(1, 7) X 0-0 1B	4	0	1	2	1	1	2		
Keith Moreland, R OBP: 0.335, SLG: 0.455	(1, 9) S 0-3 K		(1, 9) S 0-3 K			(1, 9) X 0-0 6-3		(1, 9) X 0-0 4-3		(1, 9) X 0-0 1B	4	0	0	0	0	2	4		
Lee Smith, R (8, 1)										(1, 9) X 0-0 1B	0	0	0	0	1	0	0		
Larry Bowa, S OBP: 0.315, SLG: 0.355	(1, 6)	(1, 6) X 0-0 2B	(1, 6) X 0-0 L8			(1, 6) X 0-0 F8			(1, 6) X 0-0 4-3	(1, 6) X 0-0 1B	5	1	2	1	0	0	0		
Jody Davis, R OBP: 0.296, SLG: 0.482	(1, 2)	(1, 2) X 0-0 1B	(1, 2) X 0-0 K		(1, 2) X 0-3 K			(1, 2) X 0-0 4-3		(1, 2) X 0-0 6-3	5	1	1	1	0	1	3		
Fergie Jenkins, R OBP: 0.250, SLG: 0.321	(1, 1)	(1, 1) X 0-0 2B			(1, 1) X 0-0 6-3			(1, 1) X 0-0 P2		(1, 1) X 0-0 5-3	2	1	1	0	0	0	0		
Craig Lefferts, L (6, 1)											1	0	0	0	0	0	0		
Bill Campbell, R (7, 1)											0	0	0	0	0	0	0		
Scott Thompson, L OBP: 0.229, SLG: 0.254	(8, 9)	(8, 9) X 0-0 1B									1	0	0	0	0	0	0		
Inning Stats	R: 1 E: 0 K: 2 S: 9	H: 2 LOB: 2 BB: 1 P: 13	R: 3 E: 0 K: 1 S: 9	H: 4 LOB: 1 BB: 0 P: 9	R: 0 E: 0 K: 1 S: 5	H: 0 LOB: 0 BB: 0 P: 5	R: 0 E: 0 K: 1 S: 5	H: 0 LOB: 0 BB: 0 P: 5	R: 0 E: 0 K: 1 S: 5	H: 0 LOB: 0 BB: 0 P: 5	R: 0 E: 0 K: 0 S: 3	H: 2 LOB: 2 BB: 0 P: 5	R: 0 E: 0 K: 0 S: 6	H: 0 LOB: 0 BB: 0 P: 14	R: 3 E: 1 K: 0 S: 6	H: 3 LOB: 2 BB: 2 P: 14	1B: 10 2B: 1 3B: 0 HR: 0	SF: 0 SAC: 2 DP: 1 HBP: 0	WP: 0 PA: 44 PB: 0 SB: 3 CS: 0
PITCHER	IP WLS BF H R ER SO BB IBB HBP BLK WP HR S P ERA WHIP	IP WLS BF H R ER SO BB IBB HBP BLK WP HR S P ERA WHIP	IP WLS BF H R ER SO BB IBB HBP BLK WP HR S P ERA WHIP	IP WLS BF H R ER SO BB IBB HBP BLK WP HR S P ERA WHIP	IP WLS BF H R ER SO BB IBB HBP BLK WP HR S P ERA WHIP	IP WLS BF H R ER SO BB IBB HBP BLK WP HR S P ERA WHIP	IP WLS BF H R ER SO BB IBB HBP BLK WP HR S P ERA WHIP	IP WLS BF H R ER SO BB IBB HBP BLK WP HR S P ERA WHIP	IP WLS BF H R ER SO BB IBB HBP BLK WP HR S P ERA WHIP	IP WLS BF H R ER SO BB IBB HBP BLK WP HR S P ERA WHIP	IP WLS BF H R ER SO BB IBB HBP BLK WP HR S P ERA WHIP	IP WLS BF H R ER SO BB IBB HBP BLK WP HR S P ERA WHIP	IP WLS BF H R ER SO BB IBB HBP BLK WP HR S P ERA WHIP	IP WLS BF H R ER SO BB IBB HBP BLK WP HR S P ERA WHIP	IP WLS BF H R ER SO BB IBB HBP BLK WP HR S P ERA WHIP	IP WLS BF H R ER SO BB IBB HBP BLK WP HR S P ERA WHIP	IP WLS BF H R ER SO BB IBB HBP BLK WP HR S P ERA WHIP	IP WLS BF H R ER SO BB IBB HBP BLK WP HR S P ERA WHIP	
Craig Swan, R ERA: 4.47	(1, 1)	(1, 1)	(1, 1)	(1, 1)	(1, 1)	(1, 1)	(1, 1)	(1, 1)	(1, 1)	(1, 1)	(1, 1)	(1, 1)	(1, 1)	(1, 1)	(1, 1)	(1, 1)	(1, 1)	(1, 1)	(1, 1)
Carlos Diaz, L ERA: 2.36	(2, 1)	(2, 1)	(2, 1)	(2, 1)	(2, 1)	(2, 1)	(2, 1)	(2, 1)	(2, 1)	(2, 1)	(2, 1)	(2, 1)	(2, 1)	(2, 1)	(2, 1)	(2, 1)	(2, 1)	(2, 1)	(2, 1)
Jesse Orosco, L ERA: 1.28	(6, 1)	(6, 1)	(6, 1)	(6, 1)	(6, 1)	(6, 1)	(6, 1)	(6, 1)	(6, 1)	(6, 1)	(6, 1)	(6, 1)	(6, 1)	(6, 1)	(6, 1)	(6, 1)	(6, 1)	(6, 1)	(6, 1)
Doug Sisk, R ERA: 3.2	(8, 1)	(8, 1)	(8, 1)	(8, 1)	(8, 1)	(8, 1)	(8, 1)	(8, 1)	(8, 1)	(8, 1)	(8, 1)	(8, 1)	(8, 1)	(8, 1)	(8, 1)	(8, 1)	(8, 1)	(8, 1)	(8, 1)
Scott Holman, R ERA: 4.27	(10, 1)	(10, 1)	(10, 1)	(10, 1)	(10, 1)	(10, 1)	(10, 1)	(10, 1)	(10, 1)	(10, 1)	(10, 1)	(10, 1)	(10, 1)	(10, 1)	(10, 1)	(10, 1)	(10, 1)	(10, 1)	(10, 1)

Chicago Cubs @ New York Mets
Shea Stadium, Flushing, NY
Wed Jun 15 1983, 7:05 PM EDT
Att: 11,631 - Unknown - 89 F

AB 39
R 7
H 11
RBI 7
BB 3
SO 7
LOB 14



Batter	1	2	3	4	5	6	7	8	9	10	AB	R	H	RBI	BB	SO	LOB	BOTTOM			
Danny Heep, L OBP: 0.386, SLG: 0.490	(1, 8) X 0-0 1-3		(1, 8) X 0-0 G3		(1, 8) X 0-0 1B			(1, 8) X 4-0 4-3 SH1-4 BB		(1, 8) X 0-0 G4-6-3 1B	4	0	2	1	1	0	0				
Hubie Brooks, R OBP: 0.308, SLG: 0.375	(1, 5) X 0-0 F9		(1, 5) X 0-0 HR		(1, 5) X 0-0 F8			(1, 5) X 0-0 SH1-4		(1, 5) X 0-0 F9	4	1	1	1	0	0	1				
Darryl Strawberry, L OBP: 0.250, SLG: 0.314	(1, 9) S 0-3 K		(1, 9) X 0-0 F9			(1, 9) X 0-0 4-3		(1, 9) X 0-0 4-3		(1, 9) X 0-0 G4-6-3 1B	5	0	0	0	0	1	2				
George Foster, R OBP: 0.316, SLG: 0.469	(1, 7)	(1, 7) X 0-3 K		(1, 7) X 0-3 K		(1, 7) X 0-0 5-3		(1, 7) X 0-0 4-3			4	0	0	0	0	2	1				
Rusty Staub, L OBP: 0.424, SLG: 0.412	(1, 3)	(1, 3) X 0-0 1B		(1, 3) X 0-0 G4-6-3 1B		(1, 3) X 0-0 F7		(1, 3) X 0-0 SH3-4 1B			4	1	3	0	0	0	0				
Ron Hodges, L OBP: 0.317, SLG: 0.205	(1, 2)	(1, 2) X 0-0 1B		(1, 2) X 0-0 G4-6-3				(1, 2) X 0-0 SH3-4 1B			3	0	2	0	0	0	1				
Mark Bradley, R OBP: 0.339, SLG: 0.377	(7, PR)	(7, PR) X 0-0 1B		(7, PR) X 0-0 G4-6-3				(7, PR) X 0-0 SH3-4			0	0	0	0	0	0	0				
Junior Ortiz, R OBP: 0.222, SLG: 0.125	(8, 2)	(8, 2) X 1-2 1B		(8, 2) X 1-2 1B				(8, 2) X 1-2 1B			0	0	0	0	0	0	0				
Brian Giles, R OBP: 0.305, SLG: 0.279	(1, 4)	(1, 4) X 0-3 K		(1, 4) X 4-0 2B		(1, 4) X 0-0 FC1-5 1B		(1, 4) X 0-0 FC1-5 1B		(1, 4) X 4-0 IBB	2	1	1	0	2	1	2				
José Quendo, S OBP: 0.373, SLG: 0.346	(1, 6)	(1, 6) X 0-0 1B		(1, 6) X 0-0 1B		(1, 6) X 0-0 FC1-5 1B		(1, 6) X 0-0 FC1-5 1B		(1, 6) X 0-3 K	4	1	2	2	0	1	4				
Craig Swan, R ERA: 4.13	(1, 1)	(1, 1)	(1, 1)	(1, 1)	(1, 1)	(1, 1)	(1, 1)	(1, 1)	(1, 1)	(1, 1)	(1, 1)	(1, 1)	(1, 1)	(1, 1)	(1, 1)	(1, 1)	(1, 1)	(1, 1)	(1, 1)		
Carlos Diaz, L ERA: 2.52	(6, 1)	(6, 1)	(6, 1)	(6, 1)	(6, 1)	(6, 1)	(6, 1)	(6, 1)	(6, 1)	(6, 1)	(6, 1)	(6, 1)	(6, 1)	(6, 1)	(6, 1)	(6, 1)	(6, 1)	(6, 1)	(6, 1)		
Bill Campbell, R ERA: 3.2	(7, 1)	(7, 1)	(7, 1)	(7, 1)	(7, 1)	(7, 1)	(7, 1)	(7, 1)	(7, 1)	(7, 1)	(7, 1)	(7, 1)	(7, 1)	(7, 1)	(7, 1)	(7, 1)	(7, 1)	(7, 1)	(7, 1)		
Lee Smith, R ERA: 1.73	(8, 1)	(8, 1)	(8, 1)	(8, 1)	(8, 1)	(8, 1)	(8, 1)	(8, 1)	(8, 1)	(8, 1)	(8, 1)	(8, 1)	(8, 1)	(8, 1)	(8, 1)	(8, 1)	(8, 1)	(8, 1)	(8, 1)		
Inning Stats	R: 0 E: 0 K: 1 S: 5	H: 0 LOB: 0 BB: 0 P: 5	R: 1 E: 0 K: 2 S: 9	H: 3 LOB: 2 BB: 0 P: 9	R: 1 E: 0 K: 0 S: 4	H: 1 LOB: 0 BB: 0 P: 4	R: 0 E: 0 K: 1 S: 5	H: 1 LOB: 0 BB: 0 P: 5	R: 2 E: 0 K: 1 S: 6	H: 2 LOB: 0 BB: 1 P: 10	R: 0 E: 0 K: 0 S: 3	H: 0 LOB: 0 BB: 0 P: 3	R: 0 E: 0 K: 0 S: 3	H: 2 LOB: 2 BB: 1 P: 7	R: 0 E: 0 K: 1 S: 6	H: 1 LOB: 1 BB: 1 P: 10	R: 0 E: 0 K: 0 S: 3	H: 1 LOB: 0 BB: 0 P: 3	1B: 9 2B: 1 3B: 0 HR: 1	SF: 0 SAC: 2 DP: 3 HBP: 0	WP: 0 PA: 39 PB: 0 SB: 1 CS: 0
PITCHER	IP WLS BF H R ER SO BB IBB HBP BLK WP HR S P ERA WHIP	IP WLS BF H R ER SO BB IBB HBP BLK WP HR S P ERA WHIP	IP WLS BF H R ER SO BB IBB HBP BLK WP HR S P ERA WHIP	IP WLS BF H R ER SO BB IBB HBP BLK WP HR S P ERA WHIP	IP WLS BF H R ER SO BB IBB HBP BLK WP HR S P ERA WHIP	IP WLS BF H R ER SO BB IBB HBP BLK WP HR S P ERA WHIP	IP WLS BF H R ER SO BB IBB HBP BLK WP HR S P ERA WHIP	IP WLS BF H R ER SO BB IBB HBP BLK WP HR S P ERA WHIP	IP WLS BF H R ER SO BB IBB HBP BLK WP HR S P ERA WHIP	IP WLS BF H R ER SO BB IBB HBP BLK WP HR S P ERA WHIP	IP WLS BF H R ER SO BB IBB HBP BLK WP HR S P ERA WHIP	IP WLS BF H R ER SO BB IBB HBP BLK WP HR S P ERA WHIP	IP WLS BF H R ER SO BB IBB HBP BLK WP HR S P ERA WHIP	IP WLS BF H R ER SO BB IBB HBP BLK WP HR S P ERA WHIP	IP WLS BF H R ER SO BB IBB HBP BLK WP HR S P ERA WHIP	IP WLS BF H R ER SO BB IBB HBP BLK WP HR S P ERA WHIP	IP WLS BF H R ER SO BB IBB HBP BLK WP HR S P ERA WHIP	IP WLS BF H R ER SO BB IBB HBP BLK WP HR S P ERA WHIP			
Fergie Jenkins, R ERA: 4.13	(1, 1)	(1, 1)	(1, 1)	(1, 1)	(1, 1)	(1, 1)	(1, 1)	(1, 1)	(1, 1)	(1, 1)	(1, 1)	(1, 1)	(1, 1)	(1, 1)	(1, 1)	(1, 1)	(1, 1)	(1, 1)	(1, 1)		
Craig Lefferts, L ERA: 2.52	(6, 1)	(6, 1)	(6, 1)	(6, 1)	(6, 1)	(6, 1)	(6, 1)	(6, 1)	(6, 1)	(6, 1)	(6, 1)	(6, 1)	(6, 1)	(6, 1)	(6, 1)	(6, 1)	(6, 1)	(6, 1)	(6, 1)		
Bill Campbell, R ERA: 3.2	(7, 1)	(7, 1)	(7, 1)	(7, 1)	(7, 1)	(7, 1)	(7, 1)	(7, 1)	(7, 1)	(7, 1)	(7, 1)	(7, 1)	(7, 1)	(7, 1)	(7, 1)	(7, 1)	(7, 1)	(7, 1)	(7, 1)		
Lee Smith, R ERA: 1.73	(8, 1)	(8, 1)	(8, 1)	(8, 1)	(8, 1)	(8, 1)	(8, 1)	(8, 1)	(8, 1)	(8, 1)	(8, 1)	(8, 1)	(8, 1)	(8, 1)	(8, 1)	(8, 1)	(8, 1)	(8, 1)	(8, 1)		

Chicago Cubs @ New York Mets
Shea Stadium, Flushing, NY
Wed Jun 15 1983, 7:05 PM EDT
Att: 11,631 - Unknown - 89 F

AB 34
R 4
H 11
RBI 4
BB 3
SO 6
LOB 16



Batter	1	2	3	4	5	6	7	8	9	AB	R	H	RBI	BB	SO	LOB	TOP					
Mookie Wilson, S OBP: 0.264, SLG: 0.319 Scott Holman, R OBP: 0.267, SLG: 0.267	0-0 5-3		0-0 F6			0-3 K		0-0 F4-3		4	0	0	0	0	1	1						
Hubie Brooks, R OBP: 0.307, SLG: 0.373	0-0 5-3			0-0 F9		0-0 L8			0-0 1B F5-4-3	4	1	1	0	0	0	1						
Keith Hernandez, L OBP: 0.355, SLG: 0.432	0-0 1-3								0-0 1B F5-4-3	4	0	2	0	0	1	1						
George Foster, R OBP: 0.310, SLG: 0.460		0-0 G3		0-0 F8					0-0 F5-4-3	4	0	0	0	0	0	2						
Darryl Strawberry, L OBP: 0.242, SLG: 0.303		0-3 K		0-3 K					0-0 L7	4	0	0	0	0	2	1						
Brian Giles, R OBP: 0.306, SLG: 0.280					0-0 F9					3	0	1	0	0	1	0						
José Quiendo, S OBP: 0.372, SLG: 0.346						0-3 K			0-0 F3	3	1	1	0	0	1	1						
Junior Ortiz, R OBP: 0.167, SLG: 0.091									0-0 F4	3	0	0	0	0	2	1						
Tom Seaver, R OBP: 0.267, SLG: 0.393 Mark Bradley, R OBP: 0.349, SLG: 0.389 Carlos Diaz, R OBP: 0.383, SLG: 0.485 Danny Heep, L OBP: 0.383, SLG: 0.485										0	0	0	1	0	0	0						
										1	0	1	0	0	0	0						
										0	0	0	0	0	0	0						
										1	0	0	0	0	1	0						
Inning Stats	R: 0 E: 0 K: 0 S: 3	H: 0 LOB: 0 BB: 0 P: 3	R: 0 E: 0 K: 2 S: 7	H: 0 LOB: 0 BB: 0 P: 7	R: 1 E: 0 K: 1 S: 6	H: 1 LOB: 0 BB: 0 P: 6	R: 0 E: 0 K: 1 S: 6	H: 1 LOB: 1 BB: 0 P: 6	R: 0 E: 0 K: 2 S: 7	H: 0 LOB: 0 BB: 0 P: 7	R: 0 E: 0 K: 2 S: 8	H: 1 LOB: 1 BB: 0 P: 8	R: 0 E: 0 K: 0 S: 4	H: 1 LOB: 1 BB: 0 P: 4	R: 0 E: 0 K: 1 S: 5	H: 0 LOB: 0 BB: 0 P: 5	R: 1 E: 0 K: 0 S: 4	H: 2 LOB: 2 BB: 0 P: 4	1B: 6 2B: 0 3B: 0 HR: 0	SF: 1 SAC: 0 DP: 1 HBP: 0	WP: 1 PB: 0 SB: 1 CS: 0	PA: 32
PITCHER Charlie Lea, R ERA: 3.36	IP: 9.0 WLS: W BF: 32 H: 6 R: 2 ER: 2 SO: 9 BB: 0 IBB: 0 HBP: 0 BLK: 0 WP: 1 HR: 0 S: 50 P: 50 ERA: 2.00 WHIP: 0.667											PITCHER	IP: 9.0 WLS: W BF: 32 H: 6 R: 2 ER: 2 SO: 9 BB: 0 IBB: 0 HBP: 0 BLK: 0 WP: 1 HR: 0 S: 50 P: 50 ERA: 2.00 WHIP: 0.667									

New York Mets @ Montreal Expos
Olympic Stadium, Montreal, QB
Fri Jun 17 1983, 7:05 PM EDT
Att: 27,879 - Unknown

AB 31
R 2
H 6
RBI 1
BB 0
SO 9
LOB 8



Batter	1	2	3	4	5	6	7	8	9	AB	R	H	RBI	BB	SO	LOB	BOTTOM			
Tim Raines, S OBP: 0.372, SLG: 0.374	4-0 2B			4-0 S SF8	0-0 F7		0-0 5-3			3	2	0	0	2	1	1				
Chris Speier, R OBP: 0.376, SLG: 0.372	0-0 1B			4-0 WP S BB		0-0 1B	4-0 FC5-4			3	2	3	1	2	0	0				
Andre Dawson, R OBP: 0.350, SLG: 0.583	0-3 K			0-0 SF8		0-0 4-1 G3	0-0 FC5-4			4	1	1	2	0	1	3				
Al Oliver, L OBP: 0.356, SLG: 0.432 Terry Francona, L OBP: 0.200, SLG: 0.246	0-0 1B			0-0 F7		0-0 4-1		0-0 F8		4	1	1	0	1	0	2				
Gary Carter, R OBP: 0.309, SLG: 0.395	0-0 E3			0-0 F7		0-0 G3		0-0 F2		5	0	1	2	0	0	2				
Warren Cromartie, L OBP: 0.353, SLG: 0.424 Jim Wohlford, R OBP: 0.273, SLG: 0.364	0-0 PB			0-0 S		4-0 1B E G4-6-3	0-0 1B	0-0 6-3		4	1	3	0	1	0	0				
Tim Wallach, R OBP: 0.337, SLG: 0.454	0-0 F9			0-3 K		0-0 E5	0-0 1B			4	0	1	0	0	1	4				
Doug Flynn, R OBP: 0.242, SLG: 0.253	4-0 IBB			0-0 F3		0-0 G4-6-3	0-0 F4			3	0	1	0	1	0	3				
Charlie Lea, R OBP: 0.071, SLG: 0.037	0-0 L4			0-0 1-3		0-0 G4-6-3		0-0 F8		4	0	0	0	0	0	5				
Inning Stats	R: 3 E: 1 K: 1 S: 9	H: 4 LOB: 3 BB: 2 P: 17	R: 0 E: 0 K: 1 S: 6	H: 1 LOB: 1 BB: 0 P: 6	R: 0 E: 0 K: 1 S: 6	H: 1 LOB: 1 BB: 0 P: 6	R: 1 E: 0 K: 0 S: 3	H: 0 LOB: 3 BB: 3 P: 15	R: 1 E: 1 K: 0 S: 4	H: 1 LOB: 1 BB: 1 P: 8	R: 2 E: 0 K: 0 S: 7	H: 4 LOB: 2 BB: 0 P: 7	R: 0 E: 0 K: 0 S: 3	H: 0 LOB: 1 BB: 1 P: 7	R: 0 E: 0 K: 0 S: 3	H: 0 LOB: 0 BB: 0 P: 3	1B: 8 2B: 2 3B: 1 HR: 0	SF: 1 SAC: 0 DP: 1 HBP: 0	WP: 1 PB: 1 SB: 4 CS: 0	PA: 42
PITCHER Tom Seaver, R ERA: 2.69 Carlos Diaz, L ERA: 2.53 Scott Holman, R ERA: 4.18	IP: 5.0 WLS: L BF: 28 H: 7 R: 5 ER: 3 SO: 3 BB: 4 IBB: 2 HBP: 0 BLK: 0 WP: 0 HR: 0 S: 28 P: 52 ERA: 5.40 WHIP: 2.200											PITCHER	IP: 5.0 WLS: L BF: 28 H: 7 R: 5 ER: 3 SO: 3 BB: 4 IBB: 2 HBP: 0 BLK: 0 WP: 0 HR: 0 S: 28 P: 52 ERA: 5.40 WHIP: 2.200							

New York Mets @ Montreal Expos
Olympic Stadium, Montreal, QB
Fri Jun 17 1983, 7:05 PM EDT
Att: 27,879 - Unknown

AB 34
R 7
H 11
RBI 5
BB 7
SO 3
LOB 20



Batter	1	2	3	4	5	6	7	8	9	AB	R	H	RBI	BB	SO	LOB	TOP			
Mookie Wilson, S OBP: 0.270, SLG: 0.324										4	0	2	0	0	1	0				
Hubie Brooks, R OBP: 0.310, SLG: 0.373										4	0	1	0	0	1	2				
Keith Hernandez, L OBP: 0.362, SLG: 0.432										4	0	1	0	0	0	3				
George Foster, R OBP: 0.307, SLG: 0.447										3	0	0	0	1	1	2				
Danny Heep, L OBP: 0.371, SLG: 0.457										4	1	1	0	0	1	2				
Bob Bailor, R OBP: 0.296, SLG: 0.323										4	1	2	0	0	0	0				
Ron Hodges, L OBP: 0.315, SLG: 0.205										3	0	1	1	0	0	1				
José Oquendo, S OBP: 0.357, SLG: 0.330										3	0	0	0	0	0	2				
Rusty Staub, L OBP: 0.443, SLG: 0.491										1	1	1	1	0	0	0				
Ed Lynch, R OBP: 0.227, SLG: 0.190										2	0	0	0	0	0	0				
Mark Bradley, R OBP: 0.344, SLG: 0.382										1	0	0	0	0	0	0				
Doug Sisk, R OBP: 0.270, SLG: 0.417										0	0	0	0	0	0	0				
Dave Kingman, R OBP: 0.270, SLG: 0.417										1	0	0	0	0	0	0				
Inning Stats	R: 0 E: 0 K: 0 S: 4	H: 1 LOB: 1 BB: 0 P: 4	R: 2 E: 1 K: 0 S: 5	H: 2 LOB: 0 BB: 0 P: 5	R: 0 E: 0 K: 1 S: 6	H: 1 LOB: 1 BB: 0 P: 6	R: 0 E: 0 K: 0 S: 4	H: 0 LOB: 0 BB: 0 P: 4	R: 0 E: 0 K: 2 S: 7	H: 1 LOB: 1 BB: 0 P: 7	R: 0 E: 0 K: 0 S: 3	H: 1 LOB: 0 BB: 0 P: 3	R: 0 E: 0 K: 1 S: 6	H: 1 LOB: 2 BB: 1 P: 10	R: 1 E: 0 K: 0 S: 4	H: 1 LOB: 0 BB: 0 P: 4	1B: 6 2B: 2 3B: 0 HR: 1	SF: 1 SAC: 0 DP: 1 HBP: 0	WP: 0 PB: 0 SB: 1 CS: 0	PA: 36
PITCHER	IP WLS BF H R ER SO BB IBB HBP BLK WP HR S P ERA WHIP																			
Steve Rogers, R ERA: 2.8	(1, 1)	8.2 W 35 9 3 2 4 1 0 0 0 0 1 42 46 2.08 1.154																		
Jeff Reardon, R ERA: 3.19	(9, 1)	0.1 S 1 0 0 0 0 0 0 0 0 0 0 0 1 1 0.00 0.000																		

New York Mets @ Montreal Expos
Olympic Stadium, Montreal, QB
Sun Jun 19 1983, 3:33 AM EDT
Att: 35,633 - Unknown

AB	34
R	3
H	9
RBI	2
BB	1
SO	4
LOB	12



Batter	1	2	3	4	5	6	7	8	9	AB	R	H	RBI	BB	SO	LOB	BOTTOM			
Tim Raines, S OBP: 0.370, SLG: 0.379										5	1	1	2	0	0	4				
Bryan Little, S OBP: 0.352, SLG: 0.359										2	0	0	1	1	0	0				
Andre Dawson, R OBP: 0.343, SLG: 0.575										4	0	0	0	0	0	1				
Al Oliver, L OBP: 0.360, SLG: 0.444										4	1	2	1	0	0	1				
Terry Francona, L OBP: 0.200, SLG: 0.246										0	0	0	0	0	0	0				
Warren Cromartie, L OBP: 0.359, SLG: 0.426										3	0	1	0	1	0	1				
Jim Wolford, R OBP: 0.297, SLG: 0.356										0	0	0	0	0	0	0				
Tim Lincecum, R OBP: 0.336, SLG: 0.446										4	0	1	0	0	1	2				
Chris Speier, R OBP: 0.366, SLG: 0.366										3	1	1	0	1	0	1				
Bobby Ramos, R OBP: 0.500, SLG: 0.611										3	1	3	0	1	0	0				
Steve Rogers, R OBP: 0.154, SLG: 0.132	(1, 1)									4	0	1	0	0	0	6				
Jeff Reardon, R OBP: 0.167, SLG: 0.167	(9, 1)									0	0	0	0	0	0	0				
Inning Stats	R: 0 E: 0 K: 0 S: 3	H: 0 LOB: 1 BB: 1 P: 7	R: 0 E: 0 K: 0 S: 5	H: 2 LOB: 3 BB: 1 P: 9	R: 1 E: 0 K: 0 S: 5	H: 2 LOB: 1 BB: 0 P: 5	R: 3 E: 0 K: 0 S: 5	H: 2 LOB: 0 BB: 1 P: 9	R: 0 E: 0 K: 0 S: 3	H: 0 LOB: 0 BB: 0 P: 3	R: 0 E: 0 K: 1 S: 5	H: 1 LOB: 0 BB: 0 P: 5	R: 0 E: 0 K: 0 S: 4	H: 1 LOB: 1 BB: 0 P: 4	R: 0 E: 0 K: 0 S: 4	H: 1 LOB: 0 BB: 0 P: 4	1B: 7 2B: 1 3B: 1 HR: 1	SF: 1 SAC: 0 DP: 1 HBP: 0	WP: 0 PB: 0 SB: 0 CS: 0	PA: 37
PITCHER	IP WLS BF H R ER SO BB IBB HBP BLK WP HR S P ERA WHIP																			
Ed Lynch, R ERA: 3.47	(1, 1)	6.0 L 30 8 4 4 0 1 0 0 0 0 0 0 0 9 6.00 1.833																		
Doug Sisk, R ERA: 3.05	(7, 1)	2.0 7 2 0 0 0 1 0 0 0 0 0 0 9 9 0.00 1.000																		

New York Mets @ Montreal Expos
Olympic Stadium, Montreal, QB
Sun Jun 19 1983, 3:33 AM EDT
Att: 35,633 - Unknown

AB	32
R	4
H	10
RBI	4
BB	4
SO	1
LOB	16



Batter	1	2	3	4	5	6	7	8	9	AB	R	H	RBI	BB	SO	LOB	TOP					
Tom Herr, S OBP: 0.374, SLG: 0.365 (1, 4)	K		FC4-6 BB		6-3		5-3			3	0	0	0	1	1	0						
Ken Oberkfell, L OBP: 0.391, SLG: 0.372 (1, 5)	1-4-3		FC4-6 1-2		G3			3-1		4	0	0	0	0	0	1						
Willie McGee, S OBP: 0.335, SLG: 0.375 (1, 8)	3-1		4-3			4-3		F5		4	0	0	0	0	0	1						
George Hendrick, R OBP: 0.391, SLG: 0.567 (1, 3)		G3 FC3-6 2B		FC5-4 1B		4-3		K		4	1	2	0	0	1	0						
Andy Van Slyke, L OBP: 0.200, SLG: 0.118 (1, 7)		G3 2-3		F7		HR BB		K		3	1	0	0	1	1	2						
David Green, R OBP: 0.315, SLG: 0.373 (1, 9)		FC3-6 1B		FC5-4 2B		HR		6-3		4	2	2	2	0	0	1						
Jamie Quirk, L OBP: 0.341, SLG: 0.459 (1, 2)		FC3-6 1-2 3-H		1-H 2B		K				4	0	2	2	0	1	1						
Ozzie Smith, S OBP: 0.271, SLG: 0.267 (9, PH)		F7		L1				K		3	0	0	0	0	0	2						
Darrell Porter, L OBP: 0.394, SLG: 0.456 (9, PH)										0	0	0	0	0	0	0						
Floyd Rayford, R OBP: 0.375, SLG: 0.875 (9, PH)										1	0	0	0	0	1	1						
John Stuper, R OBP: 0.240, SLG: 0.208 (1, 1)										0	0	0	0	0	0	0						
John Martin, S OBP: 0.200, SLG: 0.267 (2, 1)										2	0	0	0	0	0	0						
Rafael Santana, R OBP: 0.417, SLG: 0.222 (7, PH)										1	0	0	0	0	0	0						
Doug Bair, R (7, 1)										0	0	0	0	0	0	0						
Dave Vonohlen, L (7, 1)										0	0	0	0	0	0	0						
Inning Stats	R: 0 E: 0 K: 1 S: 5	H: 0 LOB: 0 BB: 0 P: 5	R: 1 E: 0 K: 0 S: 5	H: 2 LOB: 1 BB: 0 P: 5	R: 0 E: 0 K: 0 S: 3	H: 0 LOB: 1 BB: 1 P: 7	R: 1 E: 0 K: 0 S: 5	H: 2 LOB: 0 BB: 0 P: 5	R: 0 E: 0 K: 0 S: 3	H: 0 LOB: 0 BB: 0 P: 3	R: 2 E: 0 K: 1 S: 6	H: 1 LOB: 0 BB: 1 P: 10	R: 0 E: 0 K: 0 S: 3	H: 0 LOB: 0 BB: 0 P: 3	R: 0 E: 0 K: 1 S: 5	H: 1 LOB: 1 BB: 0 P: 8	R: 0 E: 0 K: 2 S: 8	H: 1 LOB: 1 BB: 0 P: 8	1B: 3 2B: 2 3B: 0 HR: 1	SF: 0 SAC: 0 DP: 0 HBP: 0	WP: 0 PB: 0 SB: 0 CS: 0	PA: 35
PITCHER	IP WLS BF H R ER SO BB IBB HBP BLK WP HR S P ERA WHIP																					
Walt Terrell, R ERA: 6.35 (1, 1)	5.2 W 24 5 4 4 1 2 0 0 0 0 0 1 24 32 6.35 1.235																					
Carlos Diaz, L ERA: 2.7 (6, 1)	1.1 4 0 0 0 1 0 0 0 0 0 0 0 6 6 0.00 0.000																					
Doug Sisk, R ERA: 2.93 (8, 1)	1.2 6 1 0 0 2 0 0 0 0 0 0 0 10 10 0.00 0.600																					
Jesse Orosco, L ERA: 1.13 (9, 1)	0.1 S 1 0 0 0 1 0 0 0 0 0 0 0 3 3 0.00 0.000																					

St. Louis Cardinals @ New York Mets
Shea Stadium, Flushing, NY
Mon Jun 20 1983, 7:05 PM EDT
Att: 16,668 - Cloudy - 63 F

AB 33
R 4
H 6
RBI 4
BB 2
SO 5
LOB 9



Batter	1	2	3	4	5	6	7	8	9	AB	R	H	RBI	BB	SO	LOB	BOTTOM			
Mookie Wilson, S OBP: 0.276, SLG: 0.332 (1, 8)	E5 HR	S 1B 2B	F2			L8	L9			5	2	1	2	0	0	4				
Hobie Brooks, R OBP: 0.302, SLG: 0.363 (1, 5)	4-3 1-2	BB 1B		1-3		6-3		5-3		5	0	1	1	0	0	1				
Keith Hernandez, L OBP: 0.368, SLG: 0.447 (1, 3)	HR	BB		1-3				F8		4	1	2	2	1	0	0				
George Foster, R OBP: 0.312, SLG: 0.445 (1, 7)		F8				F9		1-3		4	0	1	0	1	0	3				
Jesse Orosco, R OBP: 0.333, SLG: 0.333 (9, 1)		BB								0	0	0	0	0	0	0				
Danny Heep, L OBP: 0.372, SLG: 0.455 (1, 9)	K	K								4	0	1	0	0	2	4				
Daryl Strawberry, L OBP: 0.241, SLG: 0.301 (7, PH)										0	1	0	0	0	0	0				
Doug Bair, R (8, 9)																				
Bob Bailor, R OBP: 0.294, SLG: 0.310 (1, 4)	4-3		SH1-4 BB		4-3			P1		3	0	0	0	1	0	2				
Ron Hodges, L OBP: 0.331, SLG: 0.203 (1, 2)		SH3-4 BB	SH1-4 BB					1B IBB		0	1	0	0	4	0	0				
José Oquendo, S OBP: 0.346, SLG: 0.320 (1, 6)		SH3-4 BB	K			F7		F9		4	1	1	0	0	1	5				
Walt Terrell, L (1, 1)										1	0	0	0	0	0	1				
Carlos Diaz, R (6, 1)		SH3-4	SH1-4							0	0	0	0	0	0	0				
Rusty Staub, L OBP: 0.439, SLG: 0.483 (7, PH)										1	0	1	1	0	0	0				
Doug Sisk, R (8, 1)										0	0	0	0	0	0	0				
Mark Bradley, R OBP: 0.344, SLG: 0.382 (9, 7)										0	0	0	0	0	0	0				
Inning Stats	R: 2 E: 1 K: 1 S: 7	H: 1 LOB: 1 BB: 1 P: 11	R: 3 E: 0 K: 1 S: 8	H: 3 LOB: 2 BB: 2 P: 16	R: 0 E: 0 K: 1 S: 4	H: 0 LOB: 2 BB: 2 P: 13	R: 0 E: 0 K: 0 S: 3	H: 1 LOB: 1 BB: 0 P: 4	R: 0 E: 0 K: 0 S: 4	H: 0 LOB: 1 BB: 1 P: 7	R: 0 E: 0 K: 0 S: 4	H: 1 LOB: 0 BB: 0 P: 4	R: 1 E: 0 K: 0 S: 5	H: 2 LOB: 2 BB: 1 P: 9	R: 0 E: 0 K: 0 S: 3	H: 0 LOB: 0 BB: 0 P: 3	1B: 6 2B: 1 3B: 0 HR: 1	SF: 0 SAC: 2 DP: 0 HBP: 0	WP: 0 PB: 0 SB: 3 CS: 0	PA: 40
PITCHER	IP WLS BF H R ER SO BB IBB HBP BLK WP HR S P ERA WHIP																			
John Stuper, R ERA: 4.32 (1, 1)	1.1 L 11 4 5 4 1 11 19 27.00 4.500																			
John Martin, L ERA: 3.5 (2, 1)	4.2 20 2 0 0 2 4 0 0 0 0 0 20 36 0.00 1.286																			
Doug Bair, R ERA: 3.14 (7, 1)	0.2 4 1 1 1 0 0 1 0 0 0 0 0 3 7 13.50 1.500																			
Dave Vonohlen, L ERA: 1.31 (7, 1)	1.1 5 1 0 0 0 0 0 0 0 0 0 0 5 5 0.00 0.750																			

St. Louis Cardinals @ New York Mets
Shea Stadium, Flushing, NY
Mon Jun 20 1983, 7:05 PM EDT
Att: 16,668 - Cloudy - 63 F

AB 31
R 6
H 8
RBI 6
BB 7
SO 3
LOB 20



Batter	1	2	3	4	5	6	7	8	9	AB	R	H	RBI	BB	SO	LOB	TOP					
Tom Herr, S OBP: 0.369, SLG: 0.366 (1, 4)	0-0 1B BLK 2B	0-0 4-3	0-0 6-3	0-0 6-3	0-0 4-3	0-0 4-3	0-0 4-3	0-0 4-3	0-3 K	5	1	1	0	0	1	1						
Willie McGee, S OBP: 0.332, SLG: 0.371 (1, 8)	0-0 4-3 BLK 5-3 1B		0-0 6-3		0-0 F6		0-0 4-3		0-3 K	5	1	1	0	0	1	0						
David Green, R OBP: 0.326, SLG: 0.385 (1, 9)	0-0 4-3		0-0 2B 2B		4-0 BB BB		0-0 BB 1B		0-0 F7	4	1	2	0	1	0	1						
George Hendrick, R OBP: 0.397, SLG: 0.571 (1, 3)	0-0 5-3		0-0 5-3 2B		4-0 BB BB		4-0 BB BB			2	0	1	2	2	0	0						
Floyd Rayford, R OBP: 0.250, SLG: 0.583 (1, 5)	0-0 F9		0-0 5-3 2B		0-3 BB		0-3 BB			4	0	0	0	0	2	5						
Darrell Porter, L OBP: 0.356, SLG: 0.446 (1, 2)		0-3 K	0-3 K		0-3 K		0-0 4-3			4	0	0	0	0	3	5						
Andy Van Slyke, L OBP: 0.250, SLG: 0.333 (1, 7)		0-0 3B 1B		0-0 HR		0-3 K		0-3 K		4	2	2	1	0	2	0						
Ozzie Smith, S OBP: 0.271, SLG: 0.275 (1, 6)		0-0 SH3-4 3B		0-0 F5		0-0 4-3		0-0 G3		4	1	1	1	0	0	0						
Neil Allen, R OBP: 0.077, SLG: 0.077 Doug Bair, R (9, 1)		0-0 SH3-4		0-0 4-3				0-0 5-3		0	0	0	0	0	0	0						
		0-0 3H				0-0 1B				0	0	0	0	0	0	0						
Inning Stats	R: 2 E: 0 K: 0 S: 5	H: 2 LOB: 0 BB: 0 P: 5	R: 2 E: 0 K: 1 S: 7	H: 2 LOB: 0 BB: 0 P: 7	R: 1 E: 0 K: 1 S: 7	H: 2 LOB: 1 BB: 0 P: 7	R: 1 E: 0 K: 0 S: 4	H: 1 LOB: 0 BB: 0 P: 4	R: 0 E: 0 K: 2 S: 7	H: 0 LOB: 2 BB: 2 P: 15	R: 0 E: 0 K: 1 S: 6	H: 1 LOB: 2 BB: 1 P: 10	R: 0 E: 0 K: 1 S: 5	H: 0 LOB: 0 BB: 0 P: 5	R: 0 E: 0 K: 2 S: 7	H: 0 LOB: 0 BB: 0 P: 7	1B: 4 2B: 3 3B: 1 HR: 1	SF: 0 SAC: 1 DP: 0 HBP: 0	WP: 0 PB: 0 SB: 1 CS: 0	PA: 39		
PITCHER	IP WLS BF H R ER SO BB IBB HBP BLK WP HR S P ERA WHIP	IP WLS BF H R ER SO BB IBB HBP BLK WP HR S P ERA WHIP	IP WLS BF H R ER SO BB IBB HBP BLK WP HR S P ERA WHIP	IP WLS BF H R ER SO BB IBB HBP BLK WP HR S P ERA WHIP	IP WLS BF H R ER SO BB IBB HBP BLK WP HR S P ERA WHIP	IP WLS BF H R ER SO BB IBB HBP BLK WP HR S P ERA WHIP	IP WLS BF H R ER SO BB IBB HBP BLK WP HR S P ERA WHIP	IP WLS BF H R ER SO BB IBB HBP BLK WP HR S P ERA WHIP	IP WLS BF H R ER SO BB IBB HBP BLK WP HR S P ERA WHIP	IP WLS BF H R ER SO BB IBB HBP BLK WP HR S P ERA WHIP	IP WLS BF H R ER SO BB IBB HBP BLK WP HR S P ERA WHIP	IP WLS BF H R ER SO BB IBB HBP BLK WP HR S P ERA WHIP	IP WLS BF H R ER SO BB IBB HBP BLK WP HR S P ERA WHIP	IP WLS BF H R ER SO BB IBB HBP BLK WP HR S P ERA WHIP	IP WLS BF H R ER SO BB IBB HBP BLK WP HR S P ERA WHIP	IP WLS BF H R ER SO BB IBB HBP BLK WP HR S P ERA WHIP	IP WLS BF H R ER SO BB IBB HBP BLK WP HR S P ERA WHIP	IP WLS BF H R ER SO BB IBB HBP BLK WP HR S P ERA WHIP	IP WLS BF H R ER SO BB IBB HBP BLK WP HR S P ERA WHIP	IP WLS BF H R ER SO BB IBB HBP BLK WP HR S P ERA WHIP	IP WLS BF H R ER SO BB IBB HBP BLK WP HR S P ERA WHIP	IP WLS BF H R ER SO BB IBB HBP BLK WP HR S P ERA WHIP

St. Louis Cardinals @ New York Mets
Shea Stadium, Flushing, NY
Tue Jun 21 1983, 7:05 PM EDT
Att: 16,300 - Unknown

AB 32
R 6
H 8
RBI 4
BB 3
SO 9
LOB 12



Batter	1	2	3	4	5	6	7	8	9	AB	R	H	RBI	BB	SO	LOB	BOTTOM						
Mookie Wilson, S OBP: 0.275, SLG: 0.328 Carlos Diaz, R (9, 1)	0-3 K		4-0 BLK BB			0-0 G3		0-0 6-3		3	0	0	0	1	1	0							
Hubie Brooks, R OBP: 0.306, SLG: 0.365 (1, 5)	0-0 WP 1B		0-0 6-3			0-0 1B		0-3 K		4	0	2	0	0	1	1							
Keith Hernandez, L OBP: 0.363, SLG: 0.440 (1, 3)	0-3 K			0-3 K		0-0 F7		0-0 F7		4	0	0	0	0	2	2							
George Foster, R OBP: 0.311, SLG: 0.442 (1, 7)	0-3 K			0-0 L4-3 1B		0-0 F3		0-0 L9		4	0	1	0	0	1	1							
Rusty Staub, L OBP: 0.420, SLG: 0.459 (1, 9)		0-0 5-3		0-0 L4-3		0-3 K				3	0	0	0	0	1	1							
Ron Hodges, L OBP: 0.331, SLG: 0.200 (1, 2)		0-0 G3			0-0 F7		4-0 BB			2	0	0	0	1	0	0							
Brian Giles, R OBP: 0.319, SLG: 0.284 (1, 4)		0-0 F8			0-0 G6-4-3 1B		0-0 F8			3	0	1	0	0	0	1							
José Oquendo, S OBP: 0.338, SLG: 0.312 (1, 6)			0-3 K		0-0 G6-4-3		0-0 F9			3	0	0	0	0	1	1							
Tom Gorman, L Scott Holman, R Danny Heep, L OBP: 0.368, SLG: 0.450 (6, PH) (9, 8)				0-0 F6		0-0 F8		0-0 3-1		0	0	0	0	0	0	0							
										0	0	0	0	0	0	0							
										1	0	0	0	0	0	0							
Inning Stats	R: 0 E: 0 K: 3 S: 10	H: 1 LOB: 1 BB: 0 P: 10	R: 0 E: 0 K: 0 S: 3	H: 0 LOB: 0 BB: 0 P: 3	R: 0 E: 0 K: 1 S: 5	H: 0 LOB: 1 BB: 1 P: 9	R: 0 E: 0 K: 1 S: 5	H: 1 LOB: 0 BB: 0 P: 5	R: 0 E: 0 K: 0 S: 3	H: 1 LOB: 0 BB: 0 P: 3	R: 0 E: 0 K: 0 S: 4	H: 1 LOB: 1 BB: 0 P: 4	R: 0 E: 0 K: 1 S: 5	H: 0 LOB: 0 BB: 0 P: 9	R: 0 E: 0 K: 0 S: 3	H: 0 LOB: 0 BB: 0 P: 3	R: 0 E: 0 K: 1 S: 5	H: 0 LOB: 0 BB: 0 P: 5	1B: 4 2B: 1 3B: 0 HR: 0	SF: 0 SAC: 0 DP: 2 HBP: 0	WP: 1 PB: 0 SB: 0 CS: 0	PA: 31	
PITCHER	IP WLS BF H R ER SO BB IBB HBP BLK WP HR S P ERA WHIP	IP WLS BF H R ER SO BB IBB HBP BLK WP HR S P ERA WHIP	IP WLS BF H R ER SO BB IBB HBP BLK WP HR S P ERA WHIP	IP WLS BF H R ER SO BB IBB HBP BLK WP HR S P ERA WHIP	IP WLS BF H R ER SO BB IBB HBP BLK WP HR S P ERA WHIP	IP WLS BF H R ER SO BB IBB HBP BLK WP HR S P ERA WHIP	IP WLS BF H R ER SO BB IBB HBP BLK WP HR S P ERA WHIP	IP WLS BF H R ER SO BB IBB HBP BLK WP HR S P ERA WHIP	IP WLS BF H R ER SO BB IBB HBP BLK WP HR S P ERA WHIP	IP WLS BF H R ER SO BB IBB HBP BLK WP HR S P ERA WHIP	IP WLS BF H R ER SO BB IBB HBP BLK WP HR S P ERA WHIP	IP WLS BF H R ER SO BB IBB HBP BLK WP HR S P ERA WHIP	IP WLS BF H R ER SO BB IBB HBP BLK WP HR S P ERA WHIP	IP WLS BF H R ER SO BB IBB HBP BLK WP HR S P ERA WHIP	IP WLS BF H R ER SO BB IBB HBP BLK WP HR S P ERA WHIP	IP WLS BF H R ER SO BB IBB HBP BLK WP HR S P ERA WHIP	IP WLS BF H R ER SO BB IBB HBP BLK WP HR S P ERA WHIP	IP WLS BF H R ER SO BB IBB HBP BLK WP HR S P ERA WHIP	IP WLS BF H R ER SO BB IBB HBP BLK WP HR S P ERA WHIP	IP WLS BF H R ER SO BB IBB HBP BLK WP HR S P ERA WHIP	IP WLS BF H R ER SO BB IBB HBP BLK WP HR S P ERA WHIP	IP WLS BF H R ER SO BB IBB HBP BLK WP HR S P ERA WHIP	IP WLS BF H R ER SO BB IBB HBP BLK WP HR S P ERA WHIP

St. Louis Cardinals @ New York Mets
Shea Stadium, Flushing, NY
Tue Jun 21 1983, 7:05 PM EDT
Att: 16,300 - Unknown


AB 29
R 0
H 4
RBI 0
BB 2
SO 7
LOB 7



Batter	1	2	3	4	5	6	7	8	9	AB	R	H	RBI	BB	SO	LOB	TOP					
Tom Herr, S OBP: 0.366, SLG: 0.360 (1, 4)	0-0 6-3			0-0 3-1	4-0 CS BB		0-3 K			3	0	0	0	1	1	1						
Ken Oberkfell, L OBP: 0.355, SLG: 0.365 (1, 5)	0-0 F8			0-0 F8	0-0 F8		0-0 F6			4	0	0	0	0	0	2						
Andy Van Slyke, L OBP: 0.286, SLG: 0.458 (1, 7)	0-0 F5			4-0 1B BB	0-0 CS	0-0 HR		0-0 F9		3	2	1	1	1	0	0						
George Hendrick, R OBP: 0.394, SLG: 0.565 (1, 3)		0-0 4-3		0-0 1B BB 1B	0-0 6-3			0-3 K		4	1	1	0	0	1	0						
Darrell Porter, L OBP: 0.356, SLG: 0.439 (1, 2)		0-3 K		4-0 1B BB	0-0 G3			0-0 F7		3	1	0	0	1	1	0						
Willie McGee, S OBP: 0.335, SLG: 0.373 (1, 8)		0-0 1-3		0-0 1B	0-0 1B				0-0 G3	4	0	2	1	0	0	0						
David Green, R OBP: 0.331, SLG: 0.389 (1, 9)			0-3 K	0-0 S 1B	0-0 5-3				0-0 BB 1B	4	0	2	2	0	1	1						
Ozzie Smith, S OBP: 0.268, SLG: 0.272 (9, PH)			0-0 F8	0-0 F8			0-0 5-3		4-0 BB G6-4-3	3	0	0	0	0	0	2						
Jamie Curk, L OBP: 0.357, SLG: 0.459 (9, PH)			0-0 F8	0-0 F8					1-2 BB	0	0	0	0	1	0	0						
Rafael Santana, R OBP: 0.417, SLG: 0.222 (9, PH)			0-0 F8		0-0 1-3		0-0 1B		0-0 G6-4-3	1	0	0	0	0	0	0						
Bob Forsch, R OBP: 0.200, SLG: 0.259 (3, 1)			0-0 F8		0-0 1-3				1-2 BB	1	0	0	0	0	0	0						
Steve Braun, L OBP: 0.480, SLG: 0.474 (7, PH)										1	0	0	0	0	0	0						
John Martin, S OBP: 0.200, SLG: 0.267 (9, PH)									1-2	1	0	0	0	0	0	0						
Floyd Rayford, R OBP: 0.231, SLG: 0.538 (9, PH)										1	0	0	0	0	0	2						
Inning Stats	R: 0 E: 0 K: 0 S: 3	H: 0 LOB: 0 BB: 0 P: 3	R: 0 E: 0 K: 1 S: 5	H: 0 LOB: 0 BB: 0 P: 5	R: 0 E: 0 K: 1 S: 5	H: 0 LOB: 0 BB: 0 P: 5	R: 3 E: 0 K: 0 S: 6	H: 3 LOB: 2 BB: 1 P: 14	R: 0 E: 0 K: 0 S: 2	H: 0 LOB: 0 BB: 1 P: 6	R: 1 E: 0 K: 0 S: 5	H: 2 LOB: 1 BB: 0 P: 5	R: 0 E: 0 K: 1 S: 6	H: 1 LOB: 1 BB: 0 P: 6	R: 0 E: 0 K: 1 S: 5	H: 0 LOB: 0 BB: 0 P: 5	R: 0 E: 0 K: 0 S: 3	H: 1 LOB: 2 BB: 1 P: 7	1B: 6 2B: 0 3B: 0 HR: 1	SF: 0 SAC: 0 DP: 1 HBP: 0	WP: 0 PB: 0 SB: 1 CS: 1	PA: 37
PITCHER Tom Seaver, R ERA: 2.8 (1, 1)	IP: 9.0 WLS: W BF: 36 H: 7 R: 4 ER: 4 SO: 4 BB: 4 IBB: 0 HBP: 0 BLK: 0 WP: 0 HR: 1 S: 40 P: 56 ERA: 4.00 WHIP: 1.222																					

St. Louis Cardinals @ New York Mets
Shea Stadium, Flushing, NY
Wed Jun 22 1983, 7:05 PM EDT
Sunny - 74 F


AB 32
R 4
H 7
RBI 4
BB 4
SO 4
LOB 8



Batter	1	2	3	4	5	6	7	8	9	AB	R	H	RBI	BB	SO	LOB	BOTTOM			
Bob Bailor, R OBP: 0.301, SLG: 0.317 (4, 6)	0-0 F9		0-0 FC4-6 1B	0-0 E 1B		0-0 FC4-6 1-2 1B				4	1	2	0	0	0	1				
Danny Heep, L OBP: 0.366, SLG: 0.443 (1, 8)	0-0 L7		0-0 FC4-6 1-2 1B	0-0 L6		0-0 1-3				4	0	1	0	0	0	2				
Keith Hernandez, L OBP: 0.361, SLG: 0.437 (1, 3)	0-0 BB HR 1B		0-0 FC4-6 1-2 2-3 2B	0-0 E6 1-2 1B		0-0 6-3				4	2	1	0	0	0	3				
George Foster, R OBP: 0.314, SLG: 0.440 (1, 7)	4-0 HR BB		0-0 2B 1B	0-0 L9		0-0 L9				3	2	1	1	1	0	2				
Darryl Strawberry, L OBP: 0.248, SLG: 0.339 (1, 9)	0-0 1-1H 2-H HR		0-0 1-3 2-H 2B		0-3 K		0-3 K			4	1	2	4	0	2	0				
Junior Ortiz, R OBP: 0.190, SLG: 0.105 (1, 2)	0-0 4-3		0-0 1-3 2B		0-0 L7		0-0 F2			4	0	0	0	0	0	2				
Brian Giles, R OBP: 0.317, SLG: 0.280 (1, 4)		0-0 4-3	4-0 1B BB		0-3 K		0-3 K			3	0	0	0	1	2	0				
José Oquendo, S OBP: 0.340, SLG: 0.315 (4, 5)		0-3 K	0-0 1-3 3-H 1B		0-0 FC4-6 1B		0-0 5-3			2	0	1	1	0	1	0				
Hubie Brooks, R OBP: 0.307, SLG: 0.366 (4, 5)										2	0	1	0	0	0	0				
Tom Seaver, R OBP: 0.242, SLG: 0.355 (1, 1)		0-3 K		0-0 4-3		0-3 K				3	0	0	0	0	2	1				
Inning Stats	R: 3 E: 0 K: 0 S: 5	H: 2 LOB: 0 BB: 1 P: 9	R: 0 E: 0 K: 2 S: 7	H: 0 LOB: 0 BB: 0 P: 7	R: 3 E: 0 K: 0 S: 7	H: 5 LOB: 2 BB: 1 P: 11	R: 0 E: 1 K: 0 S: 5	H: 1 LOB: 2 BB: 0 P: 5	R: 0 E: 0 K: 2 S: 7	H: 0 LOB: 0 BB: 0 P: 7	R: 0 E: 0 K: 1 S: 6	H: 1 LOB: 1 BB: 0 P: 6	R: 0 E: 0 K: 1 S: 5	H: 0 LOB: 0 BB: 0 P: 5	R: 0 E: 0 K: 1 S: 5	H: 0 LOB: 0 BB: 0 P: 5	1B: 7 2B: 1 3B: 0 HR: 1	SF: 0 SAC: 0 DP: 0 HBP: 0	WP: 0 PB: 0 SB: 0 CS: 0	PA: 35
PITCHER Bob Forsch, R ERA: 4.29 Jim Kaat, L ERA: 3.64 John Martin, L ERA: 3.64 (1, 1)	IP: 2.1 WLS: L BF: 13 H: 4 R: 0 ER: 0 SO: 3 BB: 1 IBB: 0 HBP: 0 BLK: 0 WP: 0 HR: 0 S: 21 P: 25 ERA: 0.00 WHIP: 1.364																			

St. Louis Cardinals @ New York Mets
Shea Stadium, Flushing, NY
Wed Jun 22 1983, 7:05 PM EDT
Sunny - 74 F


AB 33
R 6
H 9
RBI 6
BB 2
SO 7
LOB 11



Batter	1	2	3	4	5	6	7	8	9	AB	R	H	RBI	BB	SO	LOB	TOP				
Willie McGee, S (1, 8) OBP: 0.344, SLG: 0.381	0-0 BLK 1B		0-0 4-3	0-0 1B		0-0 1B		0-0 4-3		5	1	3	0	0	0	1					
Steve Braun, L (1, 7) OBP: 0.467, SLG: 0.458	0-0 F7		0-0 HR	0-0 1B		0-0 F7		0-0 4-3		5	1	2	0	0	0	3					
Andy Van Slyke, L (1, 3) OBP: 0.324, SLG: 0.516	0-0 S 2H 1B		0-0 HR	0-3 K			0-0 4-3		0-0 6-3	5	1	2	3	0	1	2					
Darrell Porter, L (1, 2) OBP: 0.348, SLG: 0.428	0-0 F7		0-0 F4		0-0 1-3		0-0 1-6-3		0-0 3-1	5	0	0	0	0	0	1					
David Green, R (1, 9) OBP: 0.354, SLG: 0.409	0-0 4-3		4-0 WP S BB		0-0 1B		0-0 1B E 1B		4-0 BB	3	1	2	0	2	0	1					
Ken Oberkfell, L (1, 4) OBP: 0.354, SLG: 0.360		0-0 E4 1B G6-4-3	4-0 WP BB		0-0 L7		0-0 E9 1B		0-0 6-3	3	1	1	0	1	0	1					
George Hendrick, R (9, PH) OBP: 0.390, SLG: 0.557			1-2 BB		0-0 F2		1-H 1B			1	0	0	0	0	0	1					
Floyd Rayford, R (1, 5) OBP: 0.222, SLG: 0.444			0-3 K		0-0 F2		0-0 5-3			4	0	1	0	0	1	4					
Ozzie Smith, S (1, 6) OBP: 0.261, SLG: 0.264		0-0 G6-4-3		0-0 6-3		0-0 6-3		0-0 4-3		4	0	0	0	0	0	1					
John Stuper, R (1, 1) OBP: 0.231, SLG: 0.200		0-0 3-1		0-3 K		0-0 6-3		0-0 4-3		1	0	0	0	0	0	0					
Dave Vonohlen, L (3, 1)										1	0	0	0	0	1	0					
Jeff Lahti, R (4, 1)										1	0	0	0	0	0	0					
Tom Herr, S (8, PH) OBP: 0.367, SLG: 0.367										1	0	1	0	0	0	0					
Jim Kaat, L (8, 1)										0	0	0	0	0	0	0					
Inning Stats	R: 1 E: 0 K: 0 S: 5	H: 2 LOB: 1 BB: 0 P: 5	R: 1 E: 1 K: 0 S: 4	H: 1 LOB: 0 BB: 0 P: 4	R: 2 E: 0 K: 1 S: 7	H: 2 LOB: 2 BB: 2 P: 15	R: 0 E: 0 K: 2 S: 9	H: 2 LOB: 1 BB: 0 P: 4	R: 0 E: 0 K: 0 S: 4	H: 1 LOB: 1 BB: 0 P: 4	R: 1 E: 1 K: 0 S: 5	H: 2 LOB: 1 BB: 0 P: 5	R: 0 E: 0 K: 0 S: 4	H: 1 LOB: 1 BB: 1 P: 4	R: 0 E: 0 K: 0 S: 3	H: 0 LOB: 1 BB: 1 P: 7	1B: 10 2B: 2 3B: 0 HR: 1	SF: 0 SAC: 0 DP: 1 HBP: 0	WP: 1 PB: 0 SB: 2 CS: 0	PA: 42	
PITCHER	IP WLS BF H R ER SO BB IBB HBP BLK WP HR S P ERA WHIP	2.2 W 7 2 0 3 1 0 0 0 0 1 0 13 17 10.12 2.250	1.1 W 7 2 0 0 3 1 0 0 0 1 0 12 16 0.00 2.250	5.0 S 21 5 1 0 0 1 0 0 0 0 0 20 24 0.00 1.200																	

St. Louis Cardinals @ New York Mets
Shea Stadium, Flushing, NY
Thu Jun 23 1983, 3:33 AM EDT
Att: 9,128 - Unknown


AB 39
R 5
H 12
RBI 3
BB 3
SO 3
LOB 15



Batter	1	2	3	4	5	6	7	8	9	AB	R	H	RBI	BB	SO	LOB	BOTTOM				
Mookie Wilson, S (1, 8) OBP: 0.274, SLG: 0.325	0-0 F8		0-0 1B 2B	0-0 FC6-4 HR		0-0 F6		0-3 K		5	2	1	0	0	1	5					
Hubie Brooks, R (1, 5) OBP: 0.308, SLG: 0.381	0-0 G3		0-0 2B G3 1B	0-0 HR		0-0 G5-4-3		0-0 F9		5	2	2	4	0	0	3					
Keith Hernandez, L (1, 3) OBP: 0.367, SLG: 0.440	0-0 BB 1B		0-3 K	0-0 5-3 1B			0-0 F8 1B			4	0	3	0	0	1	2					
George Foster, R (1, 7) OBP: 0.317, SLG: 0.443	4-0 1B		0-0 1B	0-0 5-3			0-0 F8 1B			3	0	1	1	1	0	2					
Darryl Strawberry, L (1, 9) OBP: 0.243, SLG: 0.323	0-3 K		0-0 G3	0-0 G3			4-0 G4-6-3 IBB			3	0	0	1	1	1	4					
Bob Bailor, R (1, 6) OBP: 0.300, SLG: 0.309		0-0 4-3	0-0 F9		0-0 1B		0-0 G4-6-3 1B			4	0	1	0	0	0	3					
Brian Giles, R (1, 4) OBP: 0.326, SLG: 0.292		0-0 G4-6-3 1B		0-0 1B 2B	0-3 K		4-0 FC6-4 BB			3	1	2	0	1	1	1					
Junior Ortiz, R (1, 2) OBP: 0.179, SLG: 0.115		0-0 G4-6-3		0-0 FC6-4 1B HR 1B	0-0 5-3		0-0 FC6-4 SH 1B			4	1	1	1	0	0	2					
Ed Lynch, R (1, 1) OBP: 0.227, SLG: 0.190			4-0 1B	0-0 FC6-4 1B		0-0 G5-4-3 1B		0-0 SH		0	0	0	0	0	0	0					
Carlos Diaz, R (3, 1)										0	1	0	0	1	0	0					
Dave Kingman, R (4, PH) OBP: 0.277, SLG: 0.423										1	0	1	0	0	0	0					
Doug Sisk, R (5, 1) OBP: 0.333, SLG: 0.333										1	0	1	0	0	0	0					
Inning Stats	R: 0 E: 0 K: 1 S: 6	H: 1 LOB: 2 BB: 1 P: 10	R: 0 E: 0 K: 0 S: 3	H: 1 LOB: 0 BB: 0 P: 3	R: 3 E: 0 K: 1 S: 8	H: 3 LOB: 1 BB: 1 P: 12	R: 4 E: 0 K: 0 S: 8	H: 5 LOB: 1 BB: 0 P: 8	R: 0 E: 0 K: 0 S: 3	H: 1 LOB: 0 BB: 0 P: 3	R: 0 E: 0 K: 0 S: 3	H: 1 LOB: 1 BB: 1 P: 7	R: 0 E: 1 K: 1 S: 6	H: 0 LOB: 2 BB: 1 P: 10	1B: 10 2B: 2 3B: 0 HR: 1	SF: 0 SAC: 1 DP: 3 HBP: 0	WP: 0 PB: 0 SB: 0 CS: 0	PA: 38			
PITCHER	IP WLS BF H R ER SO BB IBB HBP BLK WP HR S P ERA WHIP	2.0 L 10 6 4 4 1 0 0 0 0 0 1 12 12 27.00 4.500	1.1 L 10 6 4 4 1 0 0 0 0 0 0 1 12 12 27.00 4.500	3.2 L 12 3 0 0 1 0 1 0 0 0 0 0 13 17 0.00 0.818																	

St. Louis Cardinals @ New York Mets
Shea Stadium, Flushing, NY
Thu Jun 23 1983, 3:33 AM EDT
Att: 9,128 - Unknown

AB 33
R 7
H 13
RBI 7
BB 4
SO 4
LOB 22



Batter	1	2	3	4	5	6	7	8	9	AB	R	H	RBI	BB	SO	LOB	TOP								
Bob Dernier, R OBP: 0.298, SLG: 0.358 (1, 8)										5	1	2	1	0	0	1									
Pete Ross, S OBP: 0.318, SLG: 0.321 (1, 3)										4	0	0	1	0	0	0									
Joe Morgan, L OBP: 0.376, SLG: 0.371 (1, 4)										4	2	2	0	1	1	0									
Mike Schmidt, R OBP: 0.381, SLG: 0.472 (1, 5)										5	0	1	0	0	1	4									
Von Hayes, L OBP: 0.359, SLG: 0.412 (1, 9)										3	1	2	1	2	1	1									
Gary Matthews, R OBP: 0.337, SLG: 0.399 Greg Gross, L OBP: 0.389, SLG: 0.356 (1, 7) (9, 7)										4	1	1	3	0	1	3									
Ozzie Virgil, R OBP: 0.265, SLG: 0.391 (1, 2)										3	0	0	0	1	1	3									
Ivan De Jesus, R OBP: 0.288, SLG: 0.282 (1, 6)										2	1	0	0	2	0	1									
Steve Carlton, L OBP: 0.208, SLG: 0.277 Al Holland, R Joe Lefebvre, L OBP: 0.346, SLG: 0.396 (1, 1) (9, 1) (9, 9)										3	0	1	0	0	0	2									
Inning Stats	R: 4 E: 0 K: 0 S: 6	H: 3 LOB: 1 BB: 2 P: 14	R: 0 E: 0 K: 0 S: 3	H: 0 LOB: 0 BB: 0 P: 3	R: 1 E: 0 K: 0 S: 5	H: 2 LOB: 1 BB: 0 P: 5	R: 1 E: 0 K: 0 S: 4	H: 1 LOB: 2 BB: 2 P: 12	R: 0 E: 0 K: 2 S: 7	H: 0 LOB: 0 BB: 0 P: 15	R: 0 E: 0 K: 1 S: 5	H: 0 LOB: 0 BB: 0 P: 5	R: 0 E: 1 K: 1 S: 6	H: 1 LOB: 1 BB: 0 P: 6	R: 0 E: 0 K: 0 S: 3	H: 1 LOB: 0 BB: 0 P: 3	R: 0 E: 0 K: 1 S: 6	H: 1 LOB: 1 BB: 0 P: 6	1B: 6 2B: 1 3B: 0 HR: 2	SF: 1 SAC: 1 DP: 1 HBP: 0	WP: 0 PB: 0 SB: 3 CS: 0	PA: 41			
PITCHER	IP	WLS	BF	H	R	ER	SO	BB	IBB	HBP	BLK	WP	HR	S	P	ERA	WHIP								
Craig Swan, R ERA: 5.02 Scott Holman, R ERA: 3.92 Tom Gorman, L ERA: 10.38 Ed Lynch, R ERA: 3.62 (1, 1) (1, 1) (6, 1) (8, 1)	0.2	L	7	3	4	4	0	2	0	0	0	0	2	5	13	54.00	7.500								

Philadelphia Phillies @ New York Mets
Shea Stadium, Flushing, NY
Fri Jun 24 1983, 7:05 PM EDT
Att: 20,093 - Unknown

AB	33
R	6
H	9
RBI	6
BB	6
SO	5
LOB	15



Batter	1	2	3	4	5	6	7	8	9	AB	R	H	RBI	BB	SO	LOB	BOTTOM								
Mookie Wilson, S OBP: 0.272, SLG: 0.323 (1, 8)										5	1	1	0	0	1	2									
Hubie Brooks, R OBP: 0.310, SLG: 0.379 (1, 5)										4	1	1	0	1	1	2									
Keith Hernandez, L OBP: 0.371, SLG: 0.441 (1, 3)										4	0	2	2	1	0	2									
George Foster, R OBP: 0.316, SLG: 0.440 (1, 7)										4	1	1	0	0	1	3									
Dave Kingman, R OBP: 0.276, SLG: 0.424 (1, 9)										4	0	1	0	0	2	2									
Bob Bailor, R OBP: 0.296, SLG: 0.301 (1, 4)										3	0	0	0	1	0	1									
José Oquendo, S OBP: 0.331, SLG: 0.305 (1, 6)										4	0	0	0	0	1	2									
Junior Ortiz, R OBP: 0.161, SLG: 0.103 Mark Bradley, R OBP: 0.354, SLG: 0.411 (1, 2) (9, PH)										3	0	0	0	0	0	1									
Craig Swan, R OBP: 0.143, SLG: 0.143 Scott Holman, R OBP: 0.227, SLG: 0.222 Tucker Ashford, L OBP: 0.227, SLG: 0.211 Tom Gorman, L Brian Giles, R OBP: 0.352, SLG: 0.290 Ed Lynch, R OBP: 0.227, SLG: 0.190 Rusty Staub OBP: 0.420, SLG: 0.444 Darry Strawberry, L OBP: 0.263, SLG: 0.223 (1, 1) (1, 1) (5, PH) (8, 1) (7, PH) (8, 1) (9, PH) (9, PH)	0.0	L	7	3	3	3	0	3	0	0	0	0	0	0	0	0									
Inning Stats	R: 0 E: 0 K: 1 S: 7	H: 2 LOB: 2 BB: 0 P: 7	R: 0 E: 0 K: 0 S: 3	H: 0 LOB: 0 BB: 0 P: 3	R: 0 E: 0 K: 1 S: 5	H: 0 LOB: 2 BB: 2 P: 13	R: 0 E: 0 K: 0 S: 3	H: 0 LOB: 0 BB: 0 P: 3	R: 2 E: 0 K: 0 S: 6	H: 3 LOB: 1 BB: 0 P: 6	R: 0 E: 0 K: 1 S: 5	H: 0 LOB: 1 BB: 1 P: 9	R: 0 E: 0 K: 2 S: 7	H: 0 LOB: 0 BB: 0 P: 7	R: 1 E: 2 K: 1 S: 7	H: 1 LOB: 1 BB: 0 P: 7	R: 0 E: 0 K: 0 S: 4	H: 1 LOB: 2 BB: 0 P: 5	1B: 5 2B: 2 3B: 0 HR: 0	SF: 0 SAC: 0 DP: 0 HBP: 1	WP: 0 PB: 1 SB: 0 CS: 0	PA: 39			
PITCHER	IP	WLS	BF	H	R	ER	SO	BB	IBB	HBP	BLK	WP	HR	S	P	ERA	WHIP								
Steve Carlton, L ERA: 3.14 Al Holland, L ERA: 2.61 (1, 1) (9, 1)	8.0	W	36	7	3	1	6	3	0	1	0	0	0	44	57	1.12	1.250								

Philadelphia Phillies @ New York Mets
Shea Stadium, Flushing, NY
Fri Jun 24 1983, 7:05 PM EDT
Att: 20,093 - Unknown

AB	35
R	3
H	7
RBI	2
BB	3
SO	6
LOB	15



Batter	1	2	3	4	5	6	7	8	9	AB	R	H	RBI	BB	SO	LOB	TOP									
Bob Dernier, R OBP: 0.290, SLG: 0.333 (1, 8)	4-0 S 4-3 BB	0-0 6-3			0-0 6-3		0-0 6-3	0-0 6-3		4	1	0	0	1	0	2										
Pete Rose, S OBP: 0.320, SLG: 0.317 (1, 3)	4-0 4-3 1B BB		0-0 6-3		0-0 F7		4-0 BB BB		0-0 6-3	3	1	0	0	2	0	0										
Joe Morgan, L OBP: 0.372, SLG: 0.363 Kiko Garcia, R OBP: 0.300, SLG: 0.316 (9, 4)	0-0 4-3 1-3 2-H		0-0 3-1		0-0 F9		4-0 BB BB		0-0 F7	4	0	0	1	1	0	1										
Mike Schmidt, R OBP: 0.382, SLG: 0.468 (1, 5)	0-0 5-3		0-0 K			0-0 1B SF8	4-0 1B 1-2 2-3 BB		0-0 K	4	1	1	0	1	2	1										
Von Hayes, L OBP: 0.369, SLG: 0.421 (1, 9)	0-0 S 1B			0-0 1-4-3 1B		0-0 SF8 1B	0-0 P3			4	1	3	1	0	0	3										
Gary Matthews, R OBP: 0.332, SLG: 0.394 Greg Gross, L OBP: 0.389, SLG: 0.356 (9, 7)	0-0 6-3 1-2			0-0 1-4-3		0-0 SF8	0-3 K			3	0	0	1	0	1	5										
Ozzie Virgil, R OBP: 0.264, SLG: 0.382 (1, 2)		0-0 K		0-0 P6		0-0 6-3 1B		0-0 F8		4	0	1	1	0	1	1										
Ivan De Jesus, R OBP: 0.297, SLG: 0.284 (1, 6)		0-0 S 1B		4-0 IBB		0-0 6-3 1-2		4-0 BB		2	0	1	0	2	0	1										
Kevin Gross, R Willie Hernandez, L OBP: 0.429, SLG: 0.429 (7, 1)		0-0 K		0-0 6-3		0-0 2-3		0-0 K		3	0	0	0	0	1	4										
Inning Stats	R: 2 E: 0 K: 0 S: 4	H: 1 LOB: 1 BB: 2 P: 12	R: 0 E: 0 K: 2 S: 8	H: 1 LOB: 1 BB: 0 P: 8	R: 0 E: 0 K: 1 S: 5	H: 0 LOB: 0 BB: 0 P: 5	R: 0 E: 0 K: 0 S: 4	H: 1 LOB: 2 BB: 1 P: 8	R: 0 E: 0 K: 0 S: 3	H: 0 LOB: 0 BB: 0 P: 3	R: 2 E: 0 K: 0 S: 6	H: 3 LOB: 1 BB: 0 P: 6	R: 0 E: 0 K: 1 S: 5	H: 0 LOB: 3 BB: 3 P: 17	R: 0 E: 0 K: 1 S: 5	H: 0 LOB: 1 BB: 1 P: 9	R: 0 E: 0 K: 1 S: 5	H: 0 LOB: 0 BB: 0 P: 5	1B: 6 2B: 0 3B: 0 HR: 0	SF: 1 SAC: 0 DP: 0 HBP: 0	WP: 0 PB: 0 SB: 0 CS: 0	PA: 40				
PITCHER	IP	WLS	BF	H	R	ER	SO	BB	IBB	HBP	BLK	WP	HR	S	P	ERA	WHIP									
Walt Terrell, R ERA: 6.55 Doug Sisk, R ERA: 2.57 Carlos Diaz, L ERA: 2.31	(1, 1)	5.1	L	25	6	4	4	3	2	1	0	0	0	0	28	40	6.75	1.500								

Philadelphia Phillies @ New York Mets
Shea Stadium, Flushing, NY
Sat Jun 25 1983, 3:33 AM EDT
Att: 24,551 - Unknown

AB	32
R	4
H	6
RBI	4
BB	7
SO	6
LOB	19



Batter	1	2	3	4	5	6	7	8	9	AB	R	H	RBI	BB	SO	LOB	BOTTOM									
Mookie Wilson, S OBP: 0.279, SLG: 0.324 (1, 8)	0-3 K		4-0 G6-4-3 BB		1-0 S HBP			0-0 CS 1B		2	0	1	0	1	1	0										
Hubie Brooks, R OBP: 0.305, SLG: 0.373 (1, 5)	0-0 1-3		0-0 G6-4-3 1-2		0-0 L8			0-0 F8		4	0	0	0	0	0	3										
Keith Hernandez, L OBP: 0.372, SLG: 0.454 (1, 3)	0-0 FC5-4 1B			0-0 HR		0-3 K		0-0 F7		4	1	2	1	0	1	0										
George Foster, R OBP: 0.311, SLG: 0.433 (1, 7)	0-0 FC5-4 1-2			0-3 K		0-0 L9		0-0 L8		4	0	0	0	0	1	1										
Darryl Strawberry, L OBP: 0.245, SLG: 0.324 Carlos Diaz, R OBP: 0.296, SLG: 0.298 (9, PH)		0-0 CS 1B		0-0 F9		0-0 F5		0-0 P4		3	0	1	0	0	0	0										
Ron Hodges, L OBP: 0.344, SLG: 0.206 Mark Bradley, R OBP: 0.348, SLG: 0.404 (9, PH)		4-0 FC5-4 BB		4-0 BB			0-0 2B 1B		0-0 5-3	1	1	1	0	2	0	0										
Brian Giles, R OBP: 0.320, SLG: 0.286 (1, 4)		0-0 P5		0-0 F7			0-0 1-3			3	0	0	0	0	0	3										
José Oquendo, S OBP: 0.331, SLG: 0.313 (1, 6)		0-0 FC5-4 1-2			0-0 6-3		0-0 8-1-4 2H 2B			3	0	1	1	0	0	1										
Walt Terrell, L Doug Sisk, R Danny Heep, L OBP: 0.363, SLG: 0.440 (7, 9)			0-0 K		0-0 K		0-0 8-1-4 2-3			2	0	0	0	0	2	0										
Inning Stats	R: 0 E: 0 K: 1 S: 6	H: 1 LOB: 0 BB: 0 P: 6	R: 0 E: 0 K: 0 S: 3	H: 1 LOB: 1 BB: 1 P: 7	R: 0 E: 0 K: 1 S: 4	H: 0 LOB: 1 BB: 1 P: 8	R: 1 E: 0 K: 1 S: 6	H: 1 LOB: 1 BB: 1 P: 10	R: 0 E: 0 K: 1 S: 5	H: 0 LOB: 0 BB: 0 P: 5	R: 1 E: 0 K: 0 S: 4	H: 2 LOB: 0 BB: 0 P: 4	R: 0 E: 0 K: 0 S: 3	H: 1 LOB: 0 BB: 0 P: 3	R: 0 E: 0 K: 0 S: 3	H: 0 LOB: 0 BB: 0 P: 3	1B: 4 2B: 2 3B: 0 HR: 1	SF: 0 SAC: 0 DP: 2 HBP: 1	WP: 0 PB: 0 SB: 1 CS: 2	PA: 33						
PITCHER	IP	WLS	BF	H	R	ER	SO	BB	IBB	HBP	BLK	WP	HR	S	P	ERA	WHIP									
Kevin Gross, R ERA: 2.84 Willie Hernandez, L ERA: 1.57	(1, 1)	6.1	W	26	5	2	2	5	3	0	1	0	0	0	32	45	2.84	1.263								

Philadelphia Phillies @ New York Mets
Shea Stadium, Flushing, NY
Sat Jun 25 1983, 3:33 AM EDT
Att: 24,551 - Unknown

AB	29
R	2
H	6
RBI	2
BB	3
SO	5
LOB	9



Batter	1	2	3	4	5	6	7	8	9	AB	R	H	RBI	BB	SO	LOB	TOP					
Bob Dernier, R OBP: 0.299, SLG: 0.328 (1, 8)										4	1	1	0	1	1	0	Philadelphia Phillies @ New York Mets Shea Stadium, Flushing, NY Sun Jun 26 1983, 7:05 PM EDT Unknown					
Pete Rose, S OBP: 0.321, SLG: 0.315 (1, 3)										4	0	1	0	1	0	0						
Joe Morgan, L OBP: 0.370, SLG: 0.368 Kiko Garcia, R OBP: 0.286, SLG: 0.300 (6, 4)										3	1	1	1	0	2	0						
Mike Schmidt, R OBP: 0.384, SLG: 0.467 (1, 5)										3	1	1	0	1	1	1						
Von Hayes, L OBP: 0.372, SLG: 0.424 (1, 9)										4	0	2	1	0	0	1						
Gary Matthews, R OBP: 0.331, SLG: 0.396 (1, 7)										4	1	1	0	0	0	2						
Bo Diaz, R OBP: 0.305, SLG: 0.390 (1, 2)										4	2	2	3	0	1	0						
Ivan De Jesus, R OBP: 0.301, SLG: 0.289 (1, 6)										4	1	2	0	0	1	0						
John Denny, R OBP: 0.171, SLG: 0.147 Tug McGraw, R (4, 1) Joe Lefebvre, L OBP: 0.358, SLG: 0.469 (5, PH) Ron Reed, R (5, 1) Al Holland, R (9, 1)										1	0	0	0	0	0	0						
Inning Stats	R: 1 E: 0 K: 0 S: 5	H: 2 LOB: 1 BB: 0 P: 5	R: 0 E: 0 K: 0 S: 3	H: 0 LOB: 0 BB: 0 P: 3	R: 0 E: 0 K: 1 S: 5	H: 0 LOB: 0 BB: 0 P: 5	R: 0 E: 0 K: 2 S: 7	H: 0 LOB: 0 BB: 0 P: 7	R: 4 E: 0 K: 1 S: 9	H: 4 LOB: 0 BB: 0 P: 9	R: 2 E: 0 K: 1 S: 8	H: 4 LOB: 1 BB: 0 P: 8	R: 1 E: 0 K: 0 S: 4	H: 2 LOB: 2 BB: 1 P: 8	R: 0 E: 0 K: 2 S: 7	H: 0 LOB: 0 BB: 0 P: 7		R: 0 E: 0 K: 0 S: 2	H: 0 LOB: 1 BB: 2 P: 10	1B: 7 2B: 3 3B: 0 HR: 2	SF: 1 SAC: 0 DP: 2 HBP: 0	WP: 0 PB: 1 SB: 1 CS: 0
PITCHER	IP WLS BF H R ER SO BB IBB HBP BLK WP HR S P ERA WHIP																					
Tom Seaver, R ERA: 3.22	(1, 1)	5.2 L 25 9 7 7 4 0 0 0 0 0 0 2 33 33 11.12 1.588																				
Jesse Orosco, L ERA: 1.24	(6, 1)	1.1 7 3 1 1 1 0 1 0 0 0 0 0 8 12 6.75 2.250																				
Craig Swan, R ERA: 4.92	(8, 1)	1.0 3 0 0 0 2 0 0 0 0 0 0 0 7 7 0.00 0.000																				
Scott Holman, R ERA: 3.86	(9, 1)	1.0 4 0 0 0 0 2 0 0 0 0 0 0 2 10 0.00 2.000																				

Batter	1	2	3	4	5	6	7	8	9	AB	R	H	RBI	BB	SO	LOB	BOTTOM			
Bob Bailor, R OBP: 0.300, SLG: 0.311 (1, 4) (6, 6)										5	1	2	1	0	0	0	Philadelphia Phillies @ New York Mets Shea Stadium, Flushing, NY Sun Jun 26 1983, 7:05 PM EDT Unknown			
Hubie Brooks, R OBP: 0.307, SLG: 0.385 (1, 5)										5	1	2	3	0	0	1				
Keith Hernandez, L OBP: 0.376, SLG: 0.455 (1, 3)										4	0	2	0	1	0	3				
George Foster, R OBP: 0.309, SLG: 0.426 (1, 7)										4	0	0	0	0	0	5				
Darryl Strawberry, L OBP: 0.245, SLG: 0.317 (1, 9)										3	0	0	0	1	1	2				
Danny Heep, L OBP: 0.380, SLG: 0.433 (1, 8)										4	0	1	0	0	0	0				
José Oquendo, S OBP: 0.325, SLG: 0.307 Jesse Orosco, R OBP: 0.286, SLG: 0.286 Craig Swan, R OBP: 0.143, SLG: 0.143 Dave Kingman, R OBP: 0.275, SLG: 0.422 Scott Holman, R OBP: 0.222, SLG: 0.222 (1, 6) (6, 1) (8, 1) (6, PH) (9, 1)										3	0	0	0	0	1	2				
Junior Ortiz, R OBP: 0.147, SLG: 0.094 Rusty Staub, L OBP: 0.432, SLG: 0.453 (9, PH)										3	1	0	0	0	0	2				
Tom Seaver, R OBP: 0.257, SLG: 0.344 Brian Giles, R OBP: 0.317, SLG: 0.283 (1, 1) (6, 4)										1	1	0	0	1	0	2				
Inning Stats	R: 0 E: 1 K: 0 S: 4	H: 1 LOB: 1 BB: 0 P: 4	R: 0 E: 0 K: 1 S: 6	H: 1 LOB: 2 BB: 1 P: 10	R: 0 E: 0 K: 0 S: 3	H: 0 LOB: 2 BB: 1 P: 8	R: 4 E: 1 K: 0 S: 7	H: 3 LOB: 1 BB: 1 P: 11	R: 0 E: 0 K: 0 S: 5	H: 0 LOB: 0 BB: 0 P: 5	R: 0 E: 0 K: 0 S: 3	H: 0 LOB: 0 BB: 0 P: 3	R: 0 E: 0 K: 0 S: 3	H: 0 LOB: 0 BB: 0 P: 3	R: 0 E: 0 K: 0 S: 6	H: 3 LOB: 3 BB: 0 P: 6		1B: 6 2B: 1 3B: 0 HR: 1	SF: 0 SAC: 0 DP: 1 HBP: 1	WP: 2 PB: 0 SB: 0 CS: 0
PITCHER	IP WLS BF H R ER SO BB IBB HBP BLK WP HR S P ERA WHIP																			
John Denny, R ERA: 2.24	(1, 1)	3.2 W 1 0 0 0 0 0 0 0 0 0 0 1 19 32 0.00 0.000																		
Tug McGraw, L ERA: 2.09	(4, 1)	0.1 W 1 0 0 0 0 0 0 0 0 0 0 0 1 1 0.00 0.000																		
Ron Reed, R ERA: 2.35	(5, 1)	4.1 S 2 0 0 0 1 0 0 0 0 0 0 0 18 18 0.00 0.692																		
Al Holland, L ERA: 2.56	(9, 1)	0.2 S 2 0 0 0 0 0 0 0 0 0 0 0 2 2 0.00 0.000																		

Batter	1	2	3	4	5	6	7	8	9	AB	R	H	RBI	BB	SO	LOB	TOP			
Bob Dernier, R (1, 8) OBP: 0.286, SLG: 0.313 Pete Rose, S (8, PH) OBP: 0.324, SLG: 0.315 (8, 9)	1-3	1-3			3-1			FC4-6 BB		3	0	0	0	0	0	2				
Joe Morgan, L (1, 4) OBP: 0.362, SLG: 0.362	2B BB		5-3		K			FC4-6 1B		3	1	0	0	1	1	1				
Mike Schmidt, R (1, 5) OBP: 0.389, SLG: 0.474	1-H 2B				K			1-2 1B		3	0	2	1	1	1	0				
Von Hayes, L (1, 9) OBP: 0.363, SLG: 0.412 Porfi Altamirano, R (8, 1)	K		F9		4-3			K		4	0	0	0	0	2	4				
Tony Perez, R (1, 3) OBP: 0.328, SLG: 0.426	F3		5-3		6-3					4	0	0	0	0	0	2				
Joe Lefebvre, L (1, 7) OBP: 0.368, SLG: 0.462					4-3					3	0	1	0	1	0	0				
Ozzie Virgil, R (1, 2) OBP: 0.263, SLG: 0.366					K			K		3	0	0	0	1	3	1				
Ivan De Jesus, R (1, 6) OBP: 0.297, SLG: 0.284			F9		K			F8		3	0	0	0	0	1	3				
Ed Farmer, R (1, 1) OBP: 0.167, SLG: 0.167 Tug McGraw, R (5, 1) Greg Gross, L (8, PH) OBP: 0.384, SLG: 0.350 (8, 8)	K				4-3			F7		2	0	0	0	0	1	2				
Inning Stats	R: 1 E: 0 K: 1 S: 6	H: 1 LOB: 1 BB: 1 P: 10	R: 0 E: 0 K: 1 S: 6	H: 1 LOB: 2 BB: 1 P: 10	R: 0 E: 0 K: 2 S: 3	H: 0 LOB: 1 BB: 1 P: 7	R: 0 E: 0 K: 2 S: 6	H: 0 LOB: 1 BB: 1 P: 10	R: 0 E: 0 K: 1 S: 5	H: 0 LOB: 0 BB: 0 P: 5	R: 0 E: 0 K: 1 S: 5	H: 0 LOB: 0 BB: 0 P: 5	R: 0 E: 0 K: 1 S: 6	H: 1 LOB: 2 BB: 1 P: 10	R: 0 E: 0 K: 1 S: 5	H: 0 LOB: 0 BB: 0 P: 5	1B: 2 2B: 2 3B: 0 HR: 0	SF: 0 SAC: 0 DP: 1 HBP: 0	WP: 0 PB: 0 SB: 1 CS: 1	PA: 34
PITCHER Mike Torrez, R (1, 1) ERA: 3.72	IP: 9.0 WLS: W BF: 34 H: 3 R: 1 ER: 1 SO: 9 BB: 5 IBB: 0 HBP: 0 BLK: 0 WP: 0 HR: 0 S: 47 P: 67 ERA: 1.00 WHIP: 0.889																			

Philadelphia Phillies @ New York Mets
Shea Stadium, Flushing, NY
Sun Jun 26 1983, 7:10 PM EDT
Att: 37,922 - Unknown

AB 29
R 1
H 3
RBI 1
BB 5
SO 9
LOB 15



Batter	1	2	3	4	5	6	7	8	9	AB	R	H	RBI	BB	SO	LOB	BOTTOM			
Mookie Wilson, S (1, 8) OBP: 0.282, SLG: 0.327	F7		FC5-2 1B 1-2		4-3			G2 HR 1B		4	1	2	0	0	0	0				
Hubie Brooks, R (1, 5) OBP: 0.306, SLG: 0.383	6-3		FC5-2 1B 1-2 2-3		6-3			F8		4	0	1	0	0	0	1				
Keith Hernandez, L (1, 3) OBP: 0.375, SLG: 0.449	1-3		FC5-2 1B 1-2 2-3 3-H		S 3B BB			G2		3	1	0	0	1	0	4				
Danny Heep, L (1, 7) OBP: 0.359, SLG: 0.426 George Foster, R (7, PH) OBP: 0.311, SLG: 0.440 (8, 7)			4-3		F8			3B BB		2	1	0	0	1	0	3				
Darryl Strawberry, L (1, 9) OBP: 0.258, SLG: 0.364			4-3 1B		HR			1-H 2-H 3B BB		1	1	1	2	0	0	0				
Ron Hodges, L (1, 2) OBP: 0.342, SLG: 0.202	4-3 1B				K			G3		3	0	0	0	1	1	2				
Brian Giles, R (1, 4) OBP: 0.321, SLG: 0.290 Bob Bailor, R (7, 4) OBP: 0.298, SLG: 0.308	L5				2B			G4-6-3 BB		2	0	1	0	1	0	1				
José Oquendo, S (1, 6) OBP: 0.316, SLG: 0.298			K		1-3			G6-4-3		4	0	0	0	0	1	3				
Mike Torrez, R (1, 1) OBP: 0.100, SLG: 0.069			1B FC5-2 BB		P6			6-3		2	0	0	0	1	0	1				
Inning Stats	R: 0 E: 0 K: 0 S: 3	H: 0 LOB: 0 BB: 0 P: 3	R: 0 E: 0 K: 0 S: 4	H: 1 LOB: 1 BB: 0 P: 4	R: 0 E: 0 K: 1 S: 7	H: 2 LOB: 3 BB: 1 P: 11	R: 1 E: 0 K: 1 S: 7	H: 2 LOB: 1 BB: 0 P: 7	R: 2 E: 0 K: 0 S: 4	H: 1 LOB: 1 BB: 2 P: 12	R: 0 E: 0 K: 0 S: 2	H: 0 LOB: 0 BB: 1 P: 6	R: 2 E: 0 K: 1 S: 7	H: 2 LOB: 0 BB: 0 P: 7	R: 0 E: 0 K: 0 S: 2	H: 0 LOB: 0 BB: 1 P: 6	1B: 4 2B: 1 3B: 1 HR: 2	SF: 0 SAC: 0 DP: 2 HBP: 0	WP: 0 PB: 0 SB: 1 CS: 0	PA: 35
PITCHER Ed Farmer, R (1, 1) ERA: 6.31 Tug McGraw, L (5, 1) ERA: 2.86 Porfi Altamirano, R (8, 1) ERA: 4.07	IP: 4.2 WLS: L BF: 23 H: 6 R: 3 ER: 3 SO: 2 BB: 3 IBB: 0 HBP: 0 BLK: 0 WP: 0 HR: 1 S: 10 P: 14 ERA: 7.71 WHIP: 1.286																			

Philadelphia Phillies @ New York Mets
Shea Stadium, Flushing, NY
Sun Jun 26 1983, 7:10 PM EDT
Att: 37,922 - Unknown

AB 30
R 5
H 8
RBI 5
BB 5
SO 3
LOB 16



Batter	1	2	3	4	5	6	7	8	9	AB	R	H	RBI	BB	SO	LOB	TOP					
Mookie Wilson, S (1, 8) Mark Bradley, R (9, 8) OBP: 0.286, SLG: 0.337 OBP: 0.348, SLG: 0.404			4-3			6-3		1B, 1B, 1B	6-3	6	3	3	0	0	0	1						
Hubie Brooks, R (1, 5) Carlos Diaz, R (9, 1)					5-3	1B, 2B		1B, 1B, FC3-6		6	2	5	1	0	0	1						
Keith Hernandez, L (1, 3) OBP: 0.380, SLG: 0.460					HR	HR, IBB		FC3-6, 1B, SF8	K	5	2	3	1	1	1	3						
George Foster, R (1, 7) OBP: 0.317, SLG: 0.445			K		F5			FC3-6, 1B		4	0	2	2	1	1	3						
Darryl Strawberry, L (1, 9) OBP: 0.263, SLG: 0.405					HR	HR		FC3-6, 1B		5	2	2	5	0	0	6						
Bob Bailor, R (1, 4) OBP: 0.294, SLG: 0.306					6-3	E5		SF8		4	0	1	1	0	0	2						
Ron Hodges, L (1, 2)		5-3			6-3	4-3		G4-6-3, 1B		5	0	1	0	0	0	2						
José Oquendo, S (1, 6) OBP: 0.325, SLG: 0.303		K			FC6-4, 1B	6-3, SH3-4, 2B, BB		FC6-4		4	1	2	0	1	1	2						
Ed Lynch, R (1, 1) Brian Giles, R (9, PH) OBP: 0.200, SLG: 0.167 OBP: 0.320, SLG: 0.289		G3			FC6-4	SH3-4		K	F9	3	0	0	0	0	1	2						
										1	0	0	0	0	0	0						
Inning Stats	R: 1 E: 0 K: 0 S: 6	H: 3 LOB: 2 BB: 0 P: 6	R: 0 E: 0 K: 1 S: 5	H: 0 LOB: 0 BB: 0 P: 5	R: 0 E: 0 K: 1 S: 6	H: 2 LOB: 1 BB: 0 P: 6	R: 1 E: 0 K: 0 S: 5	H: 2 LOB: 1 BB: 0 P: 5	R: 3 E: 1 K: 0 S: 6	H: 2 LOB: 1 BB: 1 P: 10	R: 2 E: 0 K: 0 S: 5	H: 2 LOB: 2 BB: 2 P: 13	R: 0 E: 0 K: 1 S: 6	H: 2 LOB: 1 BB: 0 P: 6	R: 3 E: 0 K: 0 S: 8	H: 5 LOB: 5 BB: 0 P: 8	R: 0 E: 0 K: 1 S: 6	H: 1 LOB: 1 BB: 0 P: 6	1B: 13 2B: 2 3B: 2 HR: 2	SF: 1 SAC: 1 DP: 1 HBP: 0	WP: 0 PB: 0 SB: 0 CS: 1	PA: 48
PITCHER	IP WLS BF H R ER SO BB IBB HBP BLK WP HR S P ERA WHIP																					
Bob Forsch, R (1, 1) ERA: 4.68	5.2 L 29 10 7 7 2 1 1 0 0 0 2 31 39 11.12 1.941																					
Jim Kaat, L (6, 1) ERA: 4.05	3.1 19 9 3 3 2 0 1 0 0 0 0 22 26 8.10 2.700																					

New York Mets @ St. Louis Cardinals
 Busch Stadium, St. Louis, MO
 Tue Jun 28 1983, 7:05 PM CDT
 Unknown

AB 43
 R 10
 H 19
 RBI 10
 BB 3
 SO 4
 LOB 22



Batter	1	2	3	4	5	6	7	8	9	AB	R	H	RBI	BB	SO	LOB	BOTTOM			
Tom Herr, S (1, 4) Rafael Santana, R (8, FR) OBP: 0.367, SLG: 0.363 OBP: 0.353, SLG: 0.214						6-3		4-3, 1B		4	0	2	0	0	0	0				
Ken Oberkfell, L (1, 5) OBP: 0.345, SLG: 0.358					F9	1B		4-3		4	0	1	0	0	0	3				
Willie McGee, S (1, 8) OBP: 0.344, SLG: 0.395					F4	1B		L3		4	0	1	0	0	0	4				
George Hendrick, R (1, 3) OBP: 0.383, SLG: 0.548		6-3			F8	K		6-3		4	0	0	0	0	1	6				
David Green, R (1, 9) OBP: 0.354, SLG: 0.411		6-3				SF7, 3B		K		4	1	2	0	0	1	0				
Andy Van Slyke, L (1, 7) OBP: 0.283, SLG: 0.408					F9	SF7		F8		3	0	0	1	0	0	1				
Darrell Porter, L (1, 2) OBP: 0.343, SLG: 0.411					F4	K				4	0	1	0	0	1	1				
Ozzie Smith, S (1, 6) Jim Kaat, L (6, 1) OBP: 0.255, SLG: 0.251					F5	F8		F5		2	0	0	0	0	0	0				
Bob Forsch, R (1, 1) Jamie Quirk, L (6, 5) OBP: 0.194, SLG: 0.250 OBP: 0.296, SLG: 0.367					K			4-3, 1B		1	0	0	0	0	1	0				
										2	0	1	0	0	0	0				
Inning Stats	R: 0 E: 0 K: 0 S: 3	H: 0 LOB: 0 BB: 0 P: 3	R: 0 E: 0 K: 1 S: 5	H: 0 LOB: 0 BB: 0 P: 5	R: 0 E: 0 K: 0 S: 4	H: 1 LOB: 1 BB: 0 P: 4	R: 1 E: 0 K: 1 S: 6	H: 1 LOB: 0 BB: 0 P: 6	R: 0 E: 0 K: 1 S: 7	H: 2 LOB: 2 BB: 0 P: 7	R: 0 E: 0 K: 1 S: 6	H: 1 LOB: 1 BB: 0 P: 6	R: 0 E: 0 K: 0 S: 5	H: 2 LOB: 3 BB: 0 P: 5	R: 0 E: 0 K: 0 S: 3	H: 1 LOB: 0 BB: 0 P: 3	1B: 7 2B: 0 3B: 1 HR: 0	SF: 1 SAC: 0 DP: 1 HBP: 0	WP: 0 PB: 0 SB: 0 CS: 0	PA: 34
PITCHER	IP WLS BF H R ER SO BB IBB HBP BLK WP HR S P ERA WHIP																			
Ed Lynch, R (1, 1) ERA: 3.38	8.0 W 31 7 1 1 4 0 0 0 0 0 0 39 39 1.12 0.875																			
Carlos Diaz, L (9, 1) ERA: 2.25	1.0 3 1 0 0 0 0 0 0 0 0 0 3 3 0.00 1.000																			

New York Mets @ St. Louis Cardinals
 Busch Stadium, St. Louis, MO
 Tue Jun 28 1983, 7:05 PM CDT
 Unknown

AB 33
 R 1
 H 8
 RBI 1
 BB 0
 SO 4
 LOB 16



Batter	1	2	3	4	5	6	7	8	9	AB	R	H	RBI	BB	SO	LOB	TOP					
Mark Bradley, R (1, 8) OBP: 0.343, SLG: 0.393										4	0	1	0	0	2	3	New York Mets @ St. Louis Cardinals Busch Stadium, St. Louis, MO Tue Jun 28 1983, 7:05 PM CDT Att: 30,810 - Unknown					
Hubie Brooks, R (1, 5) OBP: 0.313, SLG: 0.391										4	0	0	0	0	0	2						
Keith Hernandez, L (1, 3) OBP: 0.382, SLG: 0.462										3	1	1	0	1	0	0						
George Foster, R (1, 7) OBP: 0.316, SLG: 0.446										4	0	1	0	0	0	3						
Dave Kingman, R (1, 9) OBP: 0.275, SLG: 0.424										4	0	1	1	0	0	3						
Bob Bailor, R (1, 6) OBP: 0.286, SLG: 0.297										4	0	0	0	0	0	2						
Brian Giles, R (1, 4) OBP: 0.319, SLG: 0.293										4	0	1	0	0	2	1						
Junior Ortiz, R (1, 2) OBP: 0.139, SLG: 0.088										2	0	0	0	0	0	1						
Ron Hodges, L (5, 2) OBP: 0.341, SLG: 0.201										0	0	0	0	1	0	0						
Tom Gorman, L (1, 1) OBP: 1.000, SLG: 1.000 (5, PH)										1	0	1	0	0	0	0						
Tucker Ashford, R (5, PH) OBP: 0.217, SLG: 0.200										1	0	0	0	0	0	1						
Doug Sisk, R (5, 1) OBP: 0.333, SLG: 0.333										0	0	0	0	0	0	0						
Mookie Wilson, S (8, PH) OBP: 0.285, SLG: 0.336										1	0	0	0	0	1	1						
Scott Holman, R (8, 1) OBP: 0.222, SLG: 0.222										0	0	0	0	0	0	0						
Inning Stats	R: 0 E: 0 K: 0 S: 4	H: 1 LOB: 2 BB: 1 P: 8	R: 0 E: 0 K: 1 S: 5	H: 0 LOB: 0 BB: 0 P: 5	R: 0 E: 0 K: 1 S: 5	H: 1 LOB: 1 BB: 0 P: 5	R: 0 E: 0 K: 0 S: 4	H: 1 LOB: 1 BB: 0 P: 4	R: 0 E: 0 K: 1 S: 6	H: 1 LOB: 0 BB: 0 P: 6	R: 0 E: 0 K: 0 S: 3	H: 0 LOB: 0 BB: 0 P: 3	R: 0 E: 0 K: 0 S: 3	H: 0 LOB: 0 BB: 0 P: 3	R: 0 E: 0 K: 1 S: 5	H: 0 LOB: 1 BB: 1 P: 9	R: 1 E: 0 K: 1 S: 7	H: 2 LOB: 1 BB: 0 P: 7	1B: 2 2B: 5 3B: 0 HR: 0	SF: 0 SAC: 0 DP: 1 HBP: 0	WP: 1 PB: 0 SB: 0 CS: 1	PA: 34
PITCHER	IP WLS BF H R ER SO BB IBB HBP BLK WP HR S P ERA WHIP																					
Dave LaPoint, L (1, 1) ERA: 3.28	8.1 W 32 6 1 1 4 2 0 0 0 0 0 0 38 46 1.08 0.960																					
Bruce Sutter, R (9, 1) ERA: 3.0	0.2 2 0 0 0 1 0 0 0 0 1 0 4 4 0.00 0.000																					


AB 32
R 1
H 6
RBI 1
BB 2
SO 5
LOB 17




Batter	1	2	3	4	5	6	7	8	9	AB	R	H	RBI	BB	SO	LOB	BOTTOM			
Tom Herr, S (1, 4) OBP: 0.367, SLG: 0.360										4	0	1	0	1	0	1	New York Mets @ St. Louis Cardinals Busch Stadium, St. Louis, MO Tue Jun 28 1983, 7:05 PM CDT Att: 30,810 - Unknown			
Rafael Santana, R (8, FR) OBP: 0.353, SLG: 0.214										0	0	0	0	0	0	0				
Willie McGee, S (1, 8) OBP: 0.341, SLG: 0.388										4	1	0	0	1	0	3				
David Green, R (1, 9) OBP: 0.351, SLG: 0.426										4	1	1	2	0	0	2				
George Hendrick, R (1, 3) OBP: 0.381, SLG: 0.541										3	0	0	0	1	1	3				
Floyd Rayford, R (1, 5) OBP: 0.231, SLG: 0.385										4	0	0	0	0	3	3				
Glenn Brummer, R (1, 2) OBP: 0.387, SLG: 0.429										4	2	2	0	0	0	3				
Andy Van Slyke, L (1, 7) OBP: 0.279, SLG: 0.462										3	2	1	2	1	0	1				
Ozzie Smith, S (1, 6) OBP: 0.251, SLG: 0.247										4	1	0	0	0	0	3				
Dave LaPoint, L (1, 1) OBP: 0.222, SLG: 0.125										2	1	1	1	2	0	0				
Bruce Sutter, R (9, 1) ERA: 4.1										0	0	0	0	0	0	0				
Inning Stats	R: 0 E: 0 K: 0 S: 3	H: 0 LOB: 0 BB: 0 P: 3	R: 0 E: 1 K: 1 S: 6	H: 0 LOB: 1 BB: 0 P: 6	R: 0 E: 0 K: 0 S: 3	H: 0 LOB: 1 BB: 1 P: 7	R: 3 E: 0 K: 1 S: 8	H: 3 LOB: 0 BB: 0 P: 8	R: 2 E: 1 K: 1 S: 7	H: 1 LOB: 2 BB: 2 P: 15	R: 0 E: 0 K: 0 S: 3	H: 0 LOB: 0 BB: 0 P: 3	R: 0 E: 0 K: 0 S: 3	H: 0 LOB: 0 BB: 0 P: 3	R: 3 E: 1 K: 1 S: 7	H: 2 LOB: 2 BB: 3 P: 19	1B: 3 2B: 1 3B: 0 HR: 2	SF: 0 SAC: 0 DP: 0 HBP: 0	WP: 1 PB: 0 SB: 0 CS: 0	PA: 38
PITCHER	IP WLS BF H R ER SO BB IBB HBP BLK WP HR S P ERA WHIP																			
Tom Gorman, L (1, 1) ERA: 8.64	4.0 L 17 3 3 3 2 1 0 0 0 0 1 0 20 24 6.75 1.000																			
Doug Sisk, R (5, 1) ERA: 2.6	3.0 13 1 2 1 1 2 0 0 0 0 1 0 13 21 3.00 1.000																			
Scott Holman, R (8, 1) ERA: 4.1	1.0 8 2 3 2 1 2 1 0 0 0 0 0 7 19 18.00 4.000																			

AB 32
R 8
H 6
RBI 5
BB 6
SO 4
LOB 19




Batter	1	2	3	4	5	6	7	8	9	AB	R	H	RBI	BB	SO	LOB	TOP	
Bob Bailor, R OBP: 0.278, SLG: 0.288 (1, 4)	0-0 6-3		0-0 L5			0-0 5-3		0-0 6-3		4	0	0	0	0	0	0	New York Mets @ Philadelphia Phillies Veterans Stadium, Philadelphia, PA Fri Jul 01 1983, 7:05 PM EDT Att: 26,987 - Unknown AB 28 R 1 H 2 RBI 1 BB 1 SO 6 LOB 5 	
Hubie Brooks, R OBP: 0.313, SLG: 0.387 (1, 5)	0-3 K		0-3 K			0-0 L8		0-0 F8		4	0	0	0	0	2	0		
Keith Hernandez, L OBP: 0.380, SLG: 0.458 (1, 3)	0-0 1-3			0-0 L7			0-0 4-3			3	0	0	0	0	0	0		
George Foster, R OBP: 0.310, SLG: 0.437 (1, 7)		0-0 4-3 1B		0-0 6-3			0-0 5-3			3	1	1	0	0	0	0		
Darryl Strawberry, L OBP: 0.267, SLG: 0.396 (1, 9)		0-3 K		0-0 L9			0-3 K			3	0	0	0	0	2	1		
Danny Heep, L OBP: 0.354, SLG: 0.413 (1, 8)		0-0 4-3			0-0 3-1			4-0 G4-3 BB		2	0	0	0	1	0	1		
Ron Hodges, L OBP: 0.356, SLG: 0.224 (1, 2)		0-0 FC6 1B		0-0 3-1			0-3 K			3	0	1	1	0	1	1		
José Oquendo, S OBP: 0.324, SLG: 0.303 (8, PH)		0-0 FC6		0-3 K			0-0 G4-3			2	0	0	0	0	1	1		
Rusty Staub, L OBP: 0.421, SLG: 0.439 (8, 4)		0-0 FC6			0-3 K			0-0 G4-3		1	0	0	0	0	0	1		
Brian Giles, R OBP: 0.314, SLG: 0.288 (8, 4)		0-0 FC6						0-0 G4-3		0	0	0	0	0	0	0		
Tom Seaver, R OBP: 0.243, SLG: 0.324 (9, PH)			0-0 4-3			0-0 4-3		0-0 F8		2	0	0	0	0	0	0		
Mookie Wilson, S OBP: 0.281, SLG: 0.333 (9, PH)										1	0	0	0	0	0	0		
Inning Stats	R: 0 E: 0 K: 1 S: 5	H: 0 LOB: 0 BB: 0 P: 5	R: 1 E: 0 K: 1 S: 7	H: 2 LOB: 1 BB: 0 P: 7	R: 0 E: 0 K: 0 S: 5	H: 0 LOB: 0 BB: 0 P: 5	R: 0 E: 0 K: 0 S: 3	H: 0 LOB: 0 BB: 0 P: 3	R: 0 E: 0 K: 1 S: 5	H: 0 LOB: 0 BB: 0 P: 5	R: 0 E: 0 K: 1 S: 4	H: 0 LOB: 0 BB: 1 P: 8	R: 0 E: 0 K: 0 S: 3	H: 0 LOB: 0 BB: 0 P: 3	1B: 1 2B: 1 3B: 0 HR: 0	SF: 0 SAC: 0 DP: 1 HBP: 0	WP: 0 PB: 0 CS: 0	PA: 29
PITCHER John Denny, R ERA: 2.13 (1, 1)	IP: 9.0 WLS: W BF: 29 H: 2 R: 1 ER: 1 SO: 6 BB: 1 IBB: 0 HBP: 0 BLK: 0 WP: 0 HR: 0 S: 40 P: 44 ERA: 1.00 WHIP: 0.333																	

Batter	1	2	3	4	5	6	7	8	9	AB	R	H	RBI	BB	SO	LOB	BOTTOM			
Bob Dernier, R OBP: 0.297, SLG: 0.313 (1, 8)	0-3 K		0-0 F9		0-0 1-3		4-0 L7-4 S BB			3	0	0	0	1	1	0	New York Mets @ Philadelphia Phillies Veterans Stadium, Philadelphia, PA Fri Jul 01 1983, 7:05 PM EDT Att: 26,987 - Unknown AB 30 R 5 H 9 RBI 5 BB 5 SO 3 LOB 14 			
Pete Rose, S OBP: 0.325, SLG: 0.311 (1, 3)	0-0 4-3		0-0 1B		0-0 L6		4-0 1-2 2B BB			3	1	1	0	1	0	0				
Von Hayes, L OBP: 0.349, SLG: 0.398 (1, 9)	0-0 P4		0-0 F9		0-0 F9		0-0 L7-4 2-3			4	0	0	0	0	0	3				
Mike Schmidt, R OBP: 0.378, SLG: 0.458 (1, 5)		4-0 4-3 1B BB	0-0 F7		0-0 F3		0-0 1-H 2B			3	1	1	1	1	0	1				
Bo Diaz, R OBP: 0.295, SLG: 0.374 (1, 2)		0-0 1-6-3 1-2		0-3 K		0-0 6-3		0-0 2B 1B		4	1	1	0	0	1	1				
Greg Gross, L OBP: 0.386, SLG: 0.362 (1, 7)		0-0 4-3		0-0 FC6-4 1B		4-0 1B 1B BB		0-0 G3 SH1-3 2B		3	2	2	1	1	0	1				
Kiko Garcia, R OBP: 0.323, SLG: 0.367 (9, 6)		0-0 1B 1B		0-0 FC6-4 1-2 S		0-0 1B 1B		0-0 G3		4	0	2	1	0	0	2				
Ivan De Jesus, R OBP: 0.305, SLG: 0.310 (9, 4)		0-0 1B 1B		4-0 FC6-4 1-2 IBB		0-0 1B 1B		0-0 SH1-3		2	0	2	2	1	0	0				
Larry Milbourne, S OBP: 0.262, SLG: 0.263 (9, 4)		0-0 1B 1B		0-0 P3		0-0 F8		0-0 6-3		0	0	0	0	0	0	0				
John Denny, R OBP: 0.154, SLG: 0.132 (1, 1)		0-3 K								4	0	0	0	0	1	6				
Inning Stats	R: 0 E: 0 K: 1 S: 5	H: 0 LOB: 0 BB: 0 P: 5	R: 1 E: 0 K: 1 S: 7	H: 2 LOB: 1 BB: 1 P: 11	R: 0 E: 0 K: 0 S: 4	H: 1 LOB: 1 BB: 0 P: 4	R: 0 E: 0 K: 1 S: 6	H: 1 LOB: 2 BB: 1 P: 10	R: 0 E: 0 K: 0 S: 3	H: 0 LOB: 0 BB: 0 P: 3	R: 1 E: 0 K: 0 S: 5	H: 2 LOB: 2 BB: 1 P: 9	R: 1 E: 0 K: 0 S: 2	H: 1 LOB: 1 BB: 2 P: 10	R: 2 E: 0 K: 0 S: 5	H: 2 LOB: 0 BB: 0 P: 5	1B: 7 2B: 3 3B: 0 HR: 0	SF: 0 SAC: 1 DP: 1 HBP: 0	WP: 0 PB: 0 CS: 0	PA: 36
PITCHER Tom Seaver, R ERA: 3.38 (1, 1)	IP: 8.0 WLS: L BF: 36 H: 9 R: 5 ER: 5 SO: 3 BB: 4 IBB: 1 HBP: 0 BLK: 0 WP: 0 HR: 0 S: 37 P: 57 ERA: 5.62 WHIP: 1.625																			

Batter	1	2	3	4	5	6	7	8	9	AB	R	H	RBI	BB	SO	LOB	TOP		
Mookie Wilson, S OBP: 0.280, SLG: 0.336 (1, 8)	E6 1B	CS 1-2	5-3		K		2-3			4	1	0	0	0	1	0			
Hubie Brooks, R OBP: 0.307, SLG: 0.377 (1, 5)	1B 1B BB		G3			K		K		3	1	0	0	1	2	0			
Keith Hernandez, L OBP: 0.380, SLG: 0.454 (1, 3)	1B 1-2 2-H		4-3			S 1B		K		4	1	2	1	0	1	0			
George Foster, R OBP: 0.305, SLG: 0.439 (1, 7)	P4			5-3		6-3		K		4	0	0	0	0	1	3			
Darryl Strawberry, L OBP: 0.272, SLG: 0.384 (1, 9)	K			L8		1B E			4-1	3	1	0	0	1	1	2			
Ron Hodges, L OBP: 0.383, SLG: 0.231 (1, 2)	1B 1-3 2-H			BB		E7 1B			L7	3	0	2	2	1	0	0			
Brian Giles, R OBP: 0.315, SLG: 0.288 (6, PH)		CS BB		L9		PO IBB			1B	1	0	0	0	1	0	1	AB 30		
Rusty Staub, L OBP: 0.436, SLG: 0.448 (6, FR)										0	0	0	0	1	0	0	R 4		
Bob Bailor, R OBP: 0.289, SLG: 0.307 (6, 4)										1	0	1	0	0	0	0	H 5		
José Oquendo, S OBP: 0.309, SLG: 0.288 (1, 6)		K			L1	PO	6-3		4-3	4	0	0	0	0	1	2	RBI 3		
Ed Lynch, R OBP: 0.185, SLG: 0.154 (7, PH)										2	0	0	0	0	0	1	BB 5		
Dave Kingman, R OBP: 0.276, SLG: 0.437 (7, 1)	F2				P6		K			1	0	0	0	0	1	0	SO 8		
Doug Sisk, R OBP: 0.333, SLG: 0.333 (7, 1)										0	0	0	0	0	0	0	LOB 9		
Inning Stats	R: 2 E: 1 K: 1 S: 7	H: 2 LOB: 2 BB: 1 P: 11	R: 0 E: 0 K: 1 S: 4	H: 0 LOB: 0 BB: 1 P: 8	R: 0 E: 0 K: 0 S: 3	H: 0 LOB: 1 BB: 1 P: 7	R: 0 E: 0 K: 1 S: 5	H: 0 LOB: 0 BB: 0 P: 5	R: 2 E: 1 K: 1 S: 6	H: 2 LOB: 2 BB: 2 P: 14	R: 0 E: 0 K: 1 S: 5	H: 0 LOB: 0 BB: 0 P: 5	R: 0 E: 0 K: 3 S: 9	H: 0 LOB: 0 BB: 0 P: 9	R: 0 E: 0 K: 0 S: 4	H: 1 LOB: 1 BB: 0 P: 4	1B: 5 2B: 0 3B: 0 HR: 0	SF: 0 SAC: 0 DP: 0 HBP: 0	WP: 0 PA: 37 CS: 1
PITCHER	IP WLS BF H R ER SO BB IBB HBP BLK WP HR S P ERA WHIP																		
Ed Farmer, R ERA: 6.08	(1, 1) 1.0 L 7 2 2 0 1 2 0 0 0 0 0 0 7 15 0.00 4.000																		
Tug McGraw, L ERA: 2.42	(2, 1) 4.0 0 12 0 0 0 2 1 0 0 0 0 0 15 19 0.00 0.250																		
Ron Reed, R ERA: 2.4	(6, 1) 2.0 9 2 2 1 2 0 2 0 0 0 0 0 11 19 4.50 1.000																		
Porfi Altamirano, R ERA: 3.54	(8, 1) 2.0 7 1 0 0 3 0 0 0 0 0 0 0 13 13 0.00 0.500																		

New York Mets @ Philadelphia Phillies
Veterans Stadium, Philadelphia, PA
Sat Jul 02 1983, 7:05 PM EDT
Att: 40,045 - Unknown


AB	30
R	4
H	5
RBI	3
BB	5
SO	8
LOB	9



Batter	1	2	3	4	5	6	7	8	9	AB	R	H	RBI	BB	SO	LOB	BOTTOM				
Von Hayes, L OBP: 0.343, SLG: 0.389 (1, 8)	3-1		K		L9		K			4	0	0	0	0	2	1					
Greg Gross, L OBP: 0.398, SLG: 0.375 (1, 9)	6-3		1-3			3B 2B		G3 1B BB		3	2	1	0	1	0	0					
Mike Schmidt, R OBP: 0.384, SLG: 0.474 (1, 5)	BB			F7		1B 3B		5-3		3	1	1	1	1	0	1					
Tony Perez, R OBP: 0.323, SLG: 0.416 (1, 3)	F8			K		F9 1B		G3		4	0	1	1	0	1	2					
Gary Matthews, R OBP: 0.336, SLG: 0.387 (1, 7)		CS BB		1B		5-3		1B		3	0	2	1	1	0	1					
Ozzie Virgil, R OBP: 0.250, SLG: 0.354 (1, 2)	1-2 2B			6-3		F9		1-3		4	0	1	0	0	0	3					
Kiko Garcia, R OBP: 0.308, SLG: 0.447 (1, 4)				F8		5-3		F3		4	0	0	0	0	0	2	AB 33				
Ivan De Jesus, R OBP: 0.307, SLG: 0.314 (1, 6)				F7		L8 2B		6-3		4	0	1	0	0	0	1	R 3				
Ed Farmer, R ERA: 6.187, SLG: 0.187 (2, 1)	(1, 1) 6.0 W 25 6 2 2 2 2 2 0 0 0 0 0 27 35 3.00 1.333																				
Joe Lefebvre, L OBP: 0.305, SLG: 0.508 (5, PH)	(2, 1) 3.0 S 11 1 1 1 1 1 0 0 0 0 0 0 12 16 3.00 0.667																				
Ron Reed, R ERA: 2.4 (6, 1)	(6, 1) 2.0 9 2 2 1 2 0 2 0 0 0 0 0 11 19 4.50 1.000																				
Joe Morgan, L OBP: 0.303, SLG: 0.354 (7, PH)	(7, 1) 2.0 9 2 2 1 2 0 2 0 0 0 0 0 11 19 4.50 1.000																				
Porfi Altamirano, R ERA: 3.54 (8, 1)	(8, 1) 2.0 7 1 0 0 3 0 0 0 0 0 0 0 13 13 0.00 0.500																				
Pete Rose, S OBP: 0.310, SLG: 0.305 (9, PH)	(9, PH) 2.0 7 1 0 0 3 0 0 0 0 0 0 0 13 13 0.00 0.500																				
Inning Stats	R: 0 E: 0 K: 0 S: 3	H: 0 LOB: 1 BB: 1 P: 7	R: 0 E: 0 K: 0 S: 3	H: 1 LOB: 1 BB: 1 P: 7	R: 0 E: 0 K: 1 S: 5	H: 0 LOB: 0 BB: 0 P: 5	R: 0 E: 0 K: 1 S: 6	H: 1 LOB: 1 BB: 0 P: 6	R: 0 E: 0 K: 0 S: 4	H: 1 LOB: 1 BB: 0 P: 4	R: 2 E: 0 K: 0 S: 6	H: 3 LOB: 1 BB: 0 P: 6	R: 0 E: 0 K: 1 S: 5	H: 0 LOB: 0 BB: 0 P: 5	R: 1 E: 0 K: 0 S: 4	H: 1 LOB: 1 BB: 1 P: 8	R: 0 E: 0 K: 0 S: 3	H: 0 LOB: 0 BB: 0 P: 3	1B: 3 2B: 3 3B: 1 HR: 0	SF: 0 SAC: 0 DP: 0 HBP: 0	WP: 0 PA: 36 CS: 1
PITCHER	IP WLS BF H R ER SO BB IBB HBP BLK WP HR S P ERA WHIP																				
Ed Lynch, R ERA: 3.35	(1, 1) 6.0 W 25 6 2 2 2 2 2 0 0 0 0 0 27 35 3.00 1.333																				
Doug Sisk, R ERA: 2.53	(7, 1) 3.0 S 11 1 1 1 1 1 0 0 0 0 0 0 12 16 3.00 0.667																				

New York Mets @ Philadelphia Phillies
Veterans Stadium, Philadelphia, PA
Sat Jul 02 1983, 7:05 PM EDT
Att: 40,045 - Unknown

AB	33
R	3
H	7
RBI	3
BB	3
SO	3
LOB	12



Batter	1	2	3	4	5	6	7	8	9	AB	R	H	RBI	BB	SO	LOB	TOP																
Mookie Wilson, S (1,8) OBP: 0.279, SLG: 0.335										4	1	1	0	0	1	0	New York Mets @ Philadelphia Phillies Veterans Stadium, Philadelphia, PA Sun Jul 03 1983, 3:33 AM EDT Att: 32,962 - Unknown																
Hubie Brooks, R (1,5) OBP: 0.306, SLG: 0.375										4	0	1	0	0	0	0																	
Keith Hernandez, L (1,3) OBP: 0.375, SLG: 0.448										4	0	0	1	0	0	1																	
Danny Heep, L (1,7) OBP: 0.358, SLG: 0.415										4	1	2	0	0	1	0																	
Darryl Strawberry, L (1,9) OBP: 0.272, SLG: 0.399										4	1	1	2	0	2	2																	
Ron Hodges, L (1,2) OBP: 0.386, SLG: 0.233										3	1	1	0	1	2	2																	
Brian Giles, R (1,4) OBP: 0.318, SLG: 0.290										4	0	2	0	0	2	0																	
José Oquendo, S (1,6) OBP: 0.306, SLG: 0.285										2	0	0	1	0	0	2																	
Dave Kingman, R (9, PH) OBP: 0.274, SLG: 0.435										1	0	0	0	0	1	0																	
Craig Swan, R (1,1) OBP: 0.105, SLG: 0.105										3	0	0	0	0	1	1																	
Doug Sisk, R (7,1) OBP: 0.333, SLG: 0.333										0	0	0	0	0	0	0																	
George Foster, R (9, PH) OBP: 0.304, SLG: 0.437										1	0	0	0	0	1	0																	
Inning Stats	R: 1 E: 0 K: 1 S: 8	H: 3 LOB: 2 BB: 0 P: 8	R: 0 E: 0 K: 1 S: 5	H: 0 LOB: 0 BB: 0 P: 5	R: 0 E: 0 K: 1 S: 5	H: 0 LOB: 0 BB: 0 P: 5	R: 0 E: 0 K: 1 S: 6	H: 1 LOB: 2 BB: 1 P: 10	R: 0 E: 0 K: 0 S: 3	H: 0 LOB: 0 BB: 0 P: 3	R: 3 E: 0 K: 1 S: 9	H: 4 LOB: 1 BB: 0 P: 9	R: 0 E: 0 K: 3 S: 9	H: 0 LOB: 0 BB: 0 P: 9	R: 0 E: 0 K: 3 S: 9	H: 0 LOB: 0 BB: 0 P: 9	1B: 7 2B: 0 3B: 0 HR: 1	SF: 0 SAC: 1 DP: 0 HBP: 0	WP: 0 PB: 0 SB: 1 CS: 0	PA: 36													
PITCHER	IP WLS BF H R ER SO BB IBB HBP BLK WP HR S P ERA WHIP																																
Charles Hudson, R (1,1) ERA: 3.12	7.0	30	8	4	4	5	1	0	0	0	0	0	1	39	43	5.14	1.286																
Willie Hernandez, L (8,1) ERA: 1.83	2.0	W	6	0	0	0	6	0	0	0	0	0	0	0	18	18	0.00	0.000															

AB	34
R	4
H	8
RBI	4
BB	1
SO	11
LOB	8



Batter	1	2	3	4	5	6	7	8	9	AB	R	H	RBI	BB	SO	LOB	BOTTOM																
Bob Dernier, R (1,8) OBP: 0.323, SLG: 0.356										3	1	2	0	0	0	1	New York Mets @ Philadelphia Phillies Veterans Stadium, Philadelphia, PA Sun Jul 03 1983, 3:33 AM EDT Att: 32,962 - Unknown																
Joe Morgan, L (7, PH) OBP: 0.362, SLG: 0.352										1	0	0	1	0	0	1																	
Willie Hernandez, L (7, PH) OBP: 0.500, SLG: 0.500										0	0	0	0	0	0	0																	
Pete Rose, S (1,3) OBP: 0.318, SLG: 0.304										4	0	1	1	0	0	3																	
Mike Schmidt, R (1,5) OBP: 0.385, SLG: 0.484										3	1	1	1	1	1	1																	
Von Hayes, L (1,9) OBP: 0.342, SLG: 0.402										4	1	1	1	0	0	2																	
Bo Diaz, R (1,2) OBP: 0.294, SLG: 0.384										4	0	0	0	0	0	0																	
Gary Matthews, R (1,7) OBP: 0.334, SLG: 0.385										4	1	1	0	0	2	0																	
Greg Gross, L (9,7) OBP: 0.398, SLG: 0.375										0	0	0	0	0	0	0																	
Kiko Garcia, R (1,4) OBP: 0.349, SLG: 0.500										4	2	3	1	0	0	0																	
Ivan De Jesus, R (1,6) OBP: 0.308, SLG: 0.323										3	0	1	1	0	1	1																	
Charles Hudson, S (1,1) OBP: 0.235, SLG: 0.133										2	0	0	0	0	1	1																	
Joe Lefebvre, L (7, PH) OBP: 0.368, SLG: 0.516										1	0	1	0	0	0	0																	
Inning Stats	R: 0 E: 0 K: 0 S: 3	H: 1 LOB: 1 BB: 1 P: 7	R: 0 E: 0 K: 1 S: 5	H: 0 LOB: 0 BB: 0 P: 5	R: 1 E: 0 K: 3 S: 11	H: 2 LOB: 1 BB: 0 P: 11	R: 0 E: 0 K: 0 S: 3	H: 0 LOB: 0 BB: 0 P: 3	R: 1 E: 0 K: 0 S: 5	H: 2 LOB: 1 BB: 0 P: 5	R: 1 E: 0 K: 1 S: 6	H: 1 LOB: 0 BB: 0 P: 6	R: 1 E: 0 K: 0 S: 5	H: 2 LOB: 1 BB: 0 P: 5	R: 2 E: 0 K: 0 S: 5	H: 3 LOB: 1 BB: 0 P: 5	1B: 5 2B: 3 3B: 1 HR: 2	SF: 0 SAC: 0 DP: 1 HBP: 0	WP: 0 PB: 0 SB: 0 CS: 0	PA: 34													
PITCHER	IP WLS BF H R ER SO BB IBB HBP BLK WP HR S P ERA WHIP																																
Craig Swan, R (1,1) ERA: 5.04	6.1	L	27	8	4	4	5	1	0	0	0	0	0	1	36	40	5.68	1.421															
Doug Sisk, R (7,1) ERA: 2.76	1.2	L	7	3	2	2	0	0	0	0	0	0	0	1	7	7	10.80	1.800															


AB	33
R	6
H	11
RBI	6
BB	1
SO	5
LOB	10



Batter	1	2	3	4	5	6	7	8	9	AB	R	H	RBI	BB	SO	LOB	TOP			
Mookie Wilson, S (1, 8) OBP: 0.279, SLG: 0.334										4	0	1	0	0	1	2				
Hubie Brooks, R (1, 5) OBP: 0.308, SLG: 0.377										4	0	2	0	0	0	0				
Keith Hernandez, L (1, 3) OBP: 0.371, SLG: 0.442										4	0	0	0	0	1	3				
George Foster, R (1, 7) OBP: 0.300, SLG: 0.431										4	0	0	0	0	2	3				
Dave Kingman, R (1, 9) OBP: 0.271, SLG: 0.429										3	0	0	0	0	2	2				
Bob Bailor, R (1, 6) OBP: 0.283, SLG: 0.300										3	0	0	0	0	0	0				
Brian Giles, R (1, 4) OBP: 0.318, SLG: 0.288										2	0	0	0	1	0	0				
Junior Ortiz, R (1, 2) OBP: 0.171, SLG: 0.128										3	0	1	0	0	1	0				
Walt Terrell, L (1, 1) Mark Bradley, R (8, PH) Carlos Diaz, R (8, 1)										2	0	0	0	0	2	2				
Inning Stats	R: 0 E: 0 K: 0 S: 3	H: 0 LOB: 0 BB: 0 P: 3	R: 0 E: 0 K: 1 S: 5	H: 0 LOB: 0 BB: 0 P: 5	R: 0 E: 0 K: 2 S: 7	H: 0 LOB: 0 BB: 0 P: 7	R: 0 E: 0 K: 2 S: 9	H: 2 LOB: 2 BB: 0 P: 9	R: 0 E: 0 K: 1 S: 6	H: 1 LOB: 1 BB: 1 P: 10	R: 0 E: 0 K: 0 S: 3	H: 0 LOB: 0 BB: 0 P: 3	R: 0 E: 0 K: 1 S: 5	H: 0 LOB: 0 BB: 0 P: 5	R: 0 E: 0 K: 1 S: 5	H: 1 LOB: 0 BB: 0 P: 5	1B: 4 2B: 0 3B: 0 HR: 0	SF: 0 SAC: 0 DP: 1 HBP: 0	WP: 0 PB: 0 SB: 0 CS: 0	PA: 31
PITCHER Steve Carlton, L (1, 1) ERA: 3.09	IP: 9.0 WLS: W BF: 31 H: 4 R: 0 ER: 0 SO: 9 BB: 1 IBB: 0 HBP: 0 BLK: 0 WP: 0 HR: 0 S: 48 P: 52 ERA: 0.00 WHIP: 0.556															PITCHER				

New York Mets @ Philadelphia Phillies
Veterans Stadium, Philadelphia, PA
Mon Jul 04 1983, 7:05 PM EDT
Att: 52,710 - Unknown


AB 30
R 0
H 4
RBI 0
BB 1
SO 9
LOB 12



Batter	1	2	3	4	5	6	7	8	9	AB	R	H	RBI	BB	SO	LOB	BOTTOM			
Bob Dernier, R (1, 8) OBP: 0.324, SLG: 0.348										2	0	0	1	1	0	0				
Pete Rose, S (1, 3) OBP: 0.317, SLG: 0.300										3	0	0	0	1	0	2				
Mike Schmidt, R (1, 5) OBP: 0.383, SLG: 0.478										3	1	0	0	1	2	1				
Von Hayes, L (1, 9) OBP: 0.340, SLG: 0.399										4	1	1	0	0	0	1				
Bo Diaz, R (1, 2) OBP: 0.293, SLG: 0.379										3	1	0	0	1	3	2				
Joe Lefebvre, L (1, 7) OBP: 0.389, SLG: 0.569										3	0	2	1	1	1	0				
Kiko Garcia, R (1, 4) OBP: 0.383, SLG: 0.500										2	0	1	1	1	0	1				
Ivan De Jesus, R (1, 6) OBP: 0.311, SLG: 0.323										3	1	1	1	1	0	4				
Steve Carlton, L (1, 1) OBP: 0.226, SLG: 0.288										2	0	0	0	0	0	3				
Inning Stats	R: 0 E: 0 K: 0 S: 3	H: 0 LOB: 1 BB: 1 P: 7	R: 0 E: 0 K: 2 S: 7	H: 1 LOB: 0 BB: 0 P: 7	R: 1 E: 0 K: 0 S: 4	H: 1 LOB: 0 BB: 0 P: 4	R: 1 E: 0 K: 1 S: 6	H: 1 LOB: 1 BB: 1 P: 10	R: 0 E: 0 K: 0 S: 2	H: 0 LOB: 2 BB: 2 P: 10	R: 2 E: 0 K: 1 S: 6	H: 1 LOB: 2 BB: 2 P: 15	R: 0 E: 0 K: 1 S: 5	H: 0 LOB: 0 BB: 0 P: 5	R: 0 E: 0 K: 1 S: 6	H: 1 LOB: 2 BB: 1 P: 10	1B: 3 2B: 1 3B: 1 HR: 0	SF: 0 SAC: 2 DP: 1 HBP: 1	WP: 0 PB: 0 SB: 0 CS: 1	PA: 36
PITCHER Walt Terrell, R (1, 1) ERA: 5.25 Carlos Diaz, L (8, 1) ERA: 2.77	IP: 7.0 WLS: L BF: 30 H: 4 R: 4 ER: 3 SO: 5 BB: 5 IBB: 1 HBP: 1 BLK: 0 WP: 0 HR: 0 S: 33 P: 58 ERA: 3.86 WHIP: 1.286															PITCHER				

New York Mets @ Philadelphia Phillies
Veterans Stadium, Philadelphia, PA
Mon Jul 04 1983, 7:05 PM EDT
Att: 52,710 - Unknown

AB 25
R 4
H 5
RBI 4
BB 7
SO 6
LOB 14



Batter	1	2	3	4	5	6	7	8	9	AB	R	H	RBI	BB	SO	LOB	TOP			
Omar Moreno, L (1,8) OBP: 0.286, SLG: 0.326	F8				4-3			F8	F8	5	1	2	0	0	0	0				
Terry Puhl, L (1,9) OBP: 0.343, SLG: 0.400	2B	F6			K			3B		4	1	2	1	0	1	1				
Dickie Thon, R (1,6) OBP: 0.354, SLG: 0.468	1B	5-3			K			BB		3	1	1	1	1	1	1				
Phil Garner, R (1,5) OBP: 0.336, SLG: 0.387	1B		F4					5-3		4	0	2	1	0	0	2				
Jose Cruz, L (1,7) OBP: 0.380, SLG: 0.442	3B		G3		K			IBB		3	1	1	0	1	1	1				
Ray Knight, R (1,3) OBP: 0.377, SLG: 0.488	HR		6-3		G3-1			K		4	1	1	1	0	1	4				
Bill Doran, S (1,4) OBP: 0.354, SLG: 0.349	HR			F8				F7	FC6	4	1	1	2	0	0	3				
Luis Pujols, R (1,2) OBP: 0.235, SLG: 0.238	F7			F4				F7	F9	4	0	0	0	0	0	0				
Nolan Ryan, R (1,1) OBP: 0.069, SLG: 0.036				F7					F9	3	0	0	0	0	1	0				
Harry Spilman, L (9,PH) OBP: 0.249, SLG: 0.288					F9					1	0	0	0	0	0	0				
Bill Dawley, R (9,1) OBP: 0.333, SLG: 0.333								K		0	0	0	0	0	0	0				
Inning Stats	R: 5 E: 0 K: 0 S: 8	H: 6 LOB: 0 BB: 0 P: 8	R: 0 E: 0 K: 0 S: 4	H: 1 LOB: 1 BB: 0 P: 4	R: 0 E: 0 K: 0 S: 3	H: 0 LOB: 0 BB: 0 P: 3	R: 0 E: 0 K: 0 S: 3	H: 0 LOB: 0 BB: 0 P: 7	R: 0 E: 0 K: 1 S: 5	H: 1 LOB: 0 BB: 0 P: 5	R: 0 E: 0 K: 1 S: 5	H: 0 LOB: 0 BB: 2 P: 15	R: 1 E: 0 K: 1 S: 7	H: 2 LOB: 2 BB: 2 P: 15	R: 0 E: 0 K: 0 S: 3	H: 0 LOB: 0 BB: 0 P: 3	1B: 5 2B: 2 3B: 2 HR: 1	SF: 0 SAC: 0 DP: 1 HBP: 0	WP: 0 PB: 0 SB: 3 CS: 0	PA: 37
PITCHER	IP WLS BF H R ER SO BB IBB HBP BLK WP HR S P ERA WHIP																			
Mike Torrez, R (1,1) ERA: 4.3	0.2 L 7 6 5 5 0 0 0 0 0 0 0 1 7 7 67.50 9.000																			
Scott Holman, R (1,1) ERA: 4.01	1.1 5 1 0 0 0 0 0 0 0 0 0 5 5 0.00 0.750																			
Tom Gorman, L (3,1) ERA: 5.4	5.0 15 1 0 0 4 0 0 0 0 0 0 0 23 23 0.00 0.200																			
Walt Terrell, R (8,1) ERA: 5.19	2.0 10 2 1 1 1 1 1 0 0 0 0 0 10 18 4.50 1.500																			

Houston Astros @ New York Mets
Shea Stadium, Flushing, NY
Fri Jul 08 1983, 7:05 PM EDT
Att: 12,722 - Unknown

AB	35
R	6
H	10
RBI	6
BB	2
SO	5
LOB	12



Batter	1	2	3	4	5	6	7	8	9	AB	R	H	RBI	BB	SO	LOB	BOTTOM			
Mookie Wilson, S (1,8) OBP: 0.281, SLG: 0.333	S		2-3		K				K	4	0	1	0	1	2	0				
Hubie Brooks, R (1,5) OBP: 0.308, SLG: 0.375	K		BB		L4					4	1	1	0	0	2	3				
Keith Hernandez, L (1,3) OBP: 0.370, SLG: 0.438	K		2B		3-1			K		3	1	0	0	1	2	1				
George Foster, R (1,7) OBP: 0.302, SLG: 0.439	F4		BB		6-3					4	0	2	1	0	0	1				
Darryl Strawberry, L (1,9) OBP: 0.271, SLG: 0.392		BB	3-1		K			K		3	0	0	1	1	2	2				
Ron Hodges, L (1,2) OBP: 0.383, SLG: 0.229		BB	F7		K			K		3	0	0	0	1	2	2				
Brian Giles, R (1,4) OBP: 0.317, SLG: 0.300		K			1-3				HR	4	1	1	1	0	2	2				
José Oquendo, S (1,6) OBP: 0.299, SLG: 0.278		F4			F8			F4	5-3	4	0	0	0	0	2					
Mike Torrez, R (1,1) OBP: 0.284, SLG: 0.065										0	0	0	0	0	0	0				
Scott Holman, R (1,1) OBP: 0.222, SLG: 0.222										0	0	0	0	0	0	0				
Rusty Staub, S (2,PH) OBP: 0.430, SLG: 0.441										1	0	0	0	0	2					
Tom Gorman, L (3,1) OBP: 0.430, SLG: 0.500										1	0	0	0	1	0					
Danny Heep, L (7,PH) OBP: 0.320, SLG: 0.415										0	0	0	0	1	0					
Walt Terrell, L (8,1) OBP: 0.270, SLG: 0.227										1	0	0	0	0	1	0				
Inning Stats	R: 0 E: 0 K: 2 S: 8	H: 1 LOB: 1 BB: 0 P: 8	R: 0 E: 0 K: 1 S: 5	H: 0 LOB: 2 BB: 2 P: 13	R: 2 E: 0 K: 0 S: 5	H: 2 LOB: 1 BB: 1 P: 9	R: 0 E: 0 K: 1 S: 5	H: 0 LOB: 0 BB: 0 P: 5	R: 0 E: 0 K: 1 S: 5	H: 0 LOB: 0 BB: 0 P: 7	R: 0 E: 0 K: 2 S: 7	H: 0 LOB: 2 BB: 2 P: 15	R: 0 E: 0 K: 3 S: 10	H: 1 LOB: 1 BB: 0 P: 10	R: 1 E: 0 K: 2 S: 8	H: 1 LOB: 0 BB: 0 P: 8	1B: 2 2B: 2 3B: 0 HR: 1	SF: 0 SAC: 0 DP: 0 HBP: 0	WP: 0 PB: 0 SB: 1 CS: 0	PA: 37
PITCHER	IP WLS BF H R ER SO BB IBB HBP BLK WP HR S P ERA WHIP																			
Nolan Ryan, R (1,1) ERA: 1.97	8.0 W 33 4 2 2 12 5 0 0 0 0 0 1 8 72 2.25 1.125																			
Bill Dawley, R (9,1) ERA: 2.05	1.0 4 1 1 1 2 0 0 0 0 0 0 1 8 8 9.00 1.000																			

Houston Astros @ New York Mets
Shea Stadium, Flushing, NY
Fri Jul 08 1983, 7:05 PM EDT
Att: 12,722 - Unknown

AB	32
R	3
H	5
RBI	3
BB	5
SO	14
LOB	15



Batter	1	2	3	4	5	6	7	8	9	AB	R	H	RBI	BB	SO	LOB	TOP										
Omar Moreno, L (1,8) OBP: 0.284, SLG: 0.324	4-3	F7				K		K		5	0	1	1	0	2	0											
Terry Puhl, L (1,9) OBP: 0.345, SLG: 0.413	HR		F5	F2				6-3		4	1	1	1	1	0	2											
Dickie Thon, R (1,6) OBP: 0.360, SLG: 0.489	HR							4-3		4	2	3	2	0	0	0											
Phil Garner, R (1,5) OBP: 0.331, SLG: 0.381	L8									5	0	0	0	0	1	3											
Jose Cruz, L (1,7) OBP: 0.386, SLG: 0.447	S 1B BB									3	3	2	0	2	0	0											
Ray Knight, R (1,3) OBP: 0.379, SLG: 0.489										4	0	2	1	0	0	2											
Bill Doran, S (1,4) OBP: 0.359, SLG: 0.348	F7									1	1	0	0	3	0	1											
Luis Pujols, R (1,2) OBP: 0.227, SLG: 0.229										3	0	0	2	0	1	3											
Joe Niekro, R (1,1) OBP: 0.091, SLG: 0.114 Frank DiPino, L (7,1) OBP: 0.400, SLG: 0.500										3	0	0	0	0	0	1											
Inning Stats	R: 3 E: 0 K: 0 S: 6	H: 3 LOB: 1 BB: 1 P: 10	R: 0 E: 0 K: 0 S: 3	H: 0 LOB: 0 BB: 0 P: 3	R: 0 E: 0 K: 1 S: 4	H: 0 LOB: 0 BB: 0 P: 5	R: 2 E: 1 K: 0 S: 6	H: 2 LOB: 2 BB: 1 P: 10	R: 1 E: 0 K: 1 S: 7	H: 2 LOB: 2 BB: 1 P: 11	R: 0 E: 0 K: 1 S: 6	H: 1 LOB: 2 BB: 1 P: 10	R: 1 E: 0 K: 0 S: 3	H: 0 LOB: 1 BB: 2 P: 11	R: 0 E: 0 K: 1 S: 5	H: 0 LOB: 0 BB: 0 P: 3	R: 0 E: 0 K: 0 S: 3	H: 1 LOB: 0 BB: 0 P: 3	1B: 5 2B: 1 3B: 0 HR: 3	SF: 0 SAC: 3 DP: 1 HBP: 1	WP: 1 PB: 0 SB: 2 CS: 1	PA: 42					
PITCHER	IP	WLS	BF	H	R	ER	SO	BB	IBB	HBP	BLK	WP	HR	S	P	ERA	WHIP										
Tom Seaver, R (1,1) ERA: 3.61	5.0	L	26	7	6	5	2	2	1	1	0	0	3	26	39	9.00	1.800										
Carlos Diaz, L (6,1) ERA: 2.85	2.0		10	1	1	1	1	2	1	0	0	1	0	9	21	4.50	1.500										
Jesse Orosco, L (8,1) ERA: 1.29	1.0		3	0	0	0	1	0	0	0	0	0	0	5	5	0.00	0.000										
Doug Sisk, R (9,1) ERA: 2.72	1.0		3	1	0	0	0	0	0	0	0	0	0	3	3	0.00	1.000										

Houston Astros @ New York Mets
Shea Stadium, Flushing, NY
Sat Jul 09 1983, 7:05 PM EDT
Att: 49,596 - Unknown

AB	32
R	7
H	9
RBI	7
BB	6
SO	4
LOB	12



Batter	1	2	3	4	5	6	7	8	9	AB	R	H	RBI	BB	SO	LOB	BOTTOM										
Mookie Wilson, S (1,8) OBP: 0.280, SLG: 0.332	K2-3									4	1	1	0	0	1	4											
Hubie Brooks, R (1,5) OBP: 0.307, SLG: 0.371	K2-3									3	0	0	0	1	1	3											
Keith Hernandez, L (1,3) OBP: 0.368, SLG: 0.445	6-3									4	1	1	2	0	0	1											
George Foster, R (1,7) OBP: 0.302, SLG: 0.434 Doug Sisk, R (9,1) OBP: 0.333, SLG: 0.333										3	0	0	0	1	0	0											
Darryl Strawberry, L (1,9) OBP: 0.271, SLG: 0.394										4	0	1	0	0	0	1											
Brian Giles, R (1,4) OBP: 0.316, SLG: 0.300										4	1	1	0	0	1	2											
José Oquendo, S (1,6) OBP: 0.298, SLG: 0.273										3	0	0	0	1	1	1											
Junior Ortiz, R (1,2) OBP: 0.200, SLG: 0.163										4	0	2	1	0	1	1											
Tom Seaver, R (1,1) OBP: 0.237, SLG: 0.354 Darryl Strawberry, L (5,9) OBP: 0.306, SLG: 0.415 Carlos Diaz, R (8,1) OBP: 0.425, SLG: 0.435 Jesse Orosco, R (9,1) OBP: 0.398, SLG: 0.288 Mark Bradley, R (9,7) OBP: 0.342, SLG: 0.405										1	0	0	0	0	0	1											
Inning Stats	R: 0 E: 0 K: 2 S: 7	H: 0 LOB: 0 BB: 0 P: 7	R: 0 E: 0 K: 1 S: 5	H: 0 LOB: 0 BB: 0 P: 5	R: 0 E: 0 K: 1 S: 5	H: 0 LOB: 0 BB: 0 P: 5	R: 2 E: 0 K: 0 S: 5	H: 2 LOB: 1 BB: 1 P: 9	R: 0 E: 0 K: 0 S: 4	H: 1 LOB: 2 BB: 1 P: 8	R: 0 E: 0 K: 0 S: 3	H: 0 LOB: 0 BB: 0 P: 3	R: 1 E: 0 K: 0 S: 4	H: 2 LOB: 1 BB: 1 P: 8	R: 0 E: 0 K: 0 S: 2	H: 0 LOB: 0 BB: 1 P: 6	R: 0 E: 0 K: 1 S: 6	H: 1 LOB: 1 BB: 0 P: 6	1B: 4 2B: 1 3B: 0 HR: 1	SF: 0 SAC: 0 DP: 3 HBP: 0	WP: 0 PB: 2 SB: 0 CS: 0	PA: 35					
PITCHER	IP	WLS	BF	H	R	ER	SO	BB	IBB	HBP	BLK	WP	HR	S	P	ERA	WHIP										
Joe Niekro, R (1,1) ERA: 3.67	6.0	W	26	5	3	3	4	3	0	0	0	0	1	31	43	4.50	1.333										
Frank DiPino, L (7,1) ERA: 2.99	3.0	S	9	1	0	0	1	1	0	0	0	0	0	10	14	0.00	0.667										

Houston Astros @ New York Mets
Shea Stadium, Flushing, NY
Sat Jul 09 1983, 7:05 PM EDT
Att: 49,596 - Unknown

AB	31
R	3
H	6
RBI	3
BB	4
SO	5
LOB	16



Batter	1	2	3	4	5	6	7	8	9	AB	R	H	RBI	BB	SO	LOB	TOP																	
Omar Moreno, L OBP: 0.283, SLG: 0.322 (1, 8)	F7		4-3		F9	FC4-2				5	0	1	0	0	0	4																		
Terry Puhl, L OBP: 0.351, SLG: 0.418 (1, 9)	L3-6 1B			2B 1B	G3	F5				5	1	3	0	0	0	4																		
Dickie Thon, R OBP: 0.361, SLG: 0.491 (1, 6)				F9		1B 2B		F9		5	1	2	0	0	0	3																		
Phil Garner, R OBP: 0.332, SLG: 0.381 (1, 5)	L3-6 2-3			F7		2B 1B	CS 1B	F7		5	1	2	0	0	0	5																		
Jose Cruz, L OBP: 0.392, SLG: 0.460 (1, 7)		L6-3 1B		1-H 2B		1B 1B 2B	1-2 2-3 3-H	F8		5	2	4	2	0	0	2																		
Ray Knight, R OBP: 0.380, SLG: 0.491 (1, 3)	L6-3 1-2			2B		1B FC4-2 1B		F7		3	0	1	1	1	0	2																		
Bill Doran, S OBP: 0.357, SLG: 0.346 (1, 4)	F6			F6		FC4-2 1B FC4-2 1B		4-3		4	0	1	1	0	0	1																		
George Bjorkman, R OBP: 0.250, SLG: 0.250 (1, 2)			L7		L3	FC4-2 1B FC4-2 1B		6-3		4	0	1	1	0	0	0																		
Bob Knepper, L OBP: 0.225, SLG: 0.368 Dave Smith, R (7, 1)			3-1			FC4-2 1B FC4-2		F8		3	0	1	0	0	0	3																		
Frank DiPino, L OBP: 0.400, SLG: 0.500 Harry Spilman, L OBP: 0.241, SLG: 0.283 Bill Dawley, R OBP: 0.333, SLG: 0.333 (8, 1)						1B	1-2 2-3 3-H			0	0	0	0	0	0	0																		
Inning Stats	R: 0 E: 0 K: 0 S: 4	H: 2 LOB: 1 BB: 0 P: 4	R: 0 E: 0 K: 0 S: 3	H: 1 LOB: 0 BB: 0 P: 3	R: 0 E: 0 K: 0 S: 3	H: 0 LOB: 0 BB: 0 P: 3	R: 2 E: 0 K: 0 S: 6	H: 3 LOB: 1 BB: 0 P: 6	R: 0 E: 0 K: 0 S: 4	H: 1 LOB: 1 BB: 0 P: 4	R: 3 E: 0 K: 0 S: 8	H: 5 LOB: 3 BB: 1 P: 12	R: 0 E: 0 K: 0 S: 4	H: 2 LOB: 0 BB: 0 P: 4	R: 0 E: 0 K: 0 S: 3	H: 0 LOB: 0 BB: 0 P: 3	R: 0 E: 0 K: 0 S: 5	H: 2 LOB: 2 BB: 0 P: 5	1B: 12 2B: 6 3B: 0 HR: 0	SF: 0 SAC: 0 DP: 2 HBP: 0	WP: 0 PB: 0 SB: 0 CS: 1	PA: 41												
PITCHER	IP WLS BF H R ER SO BB IBB HBP BLK WP HR S P ERA WHIP																																	
Ed Lynch, R ERA: 3.65 Jesse Orosco, L ERA: 1.25 Doug Sisk, R ERA: 2.63	(1, 1) (6, 1) (8, 1)	5.0 2.0 2.0	WLS 8 W	BF 25 8 8	H 11 3 2	R 5 0 0	ER 5 0 0	SO 0 0 0	BB 0 0 0	IBB 1 0 0	HBP 0 0 0	BLK 0 0 0	WP 0 0 0	HR 0 8 8	S 24 8 8	P 28 8 8	ERA 9.00 0.00 0.00	WHIP 2.200 1.500 1.000																

Houston Astros @ New York Mets
Shea Stadium, Flushing, NY
Sun Jul 10 1983, 3:33 AM EDT
Att: 15,467 - Unknown

AB	40
R	5
H	16
RBI	5
BB	1
SO	0
LOB	24



Batter	1	2	3	4	5	6	7	8	9	AB	R	H	RBI	BB	SO	LOB	BOTTOM																	
José Oquendo, S OBP: 0.298, SLG: 0.274 Bob Bailor, R OBP: 0.283, SLG: 0.300 Rusty Staub, L OBP: 0.432, SLG: 0.435 Tucker Ashford, R OBP: 0.208, SLG: 0.190 (8, 4)	F7	E5					CS 1B	K		3	0	1	0	0	0	1																		
Mookie Wilson, S OBP: 0.277, SLG: 0.328 (1, 8)	5-3	F8			5-3		1-2 2-3	K		4	0	0	0	0	1	6																		
Keith Hernandez, L OBP: 0.367, SLG: 0.441 (1, 3)	F2		L5			F8	1-2 2-3 3-H	BB		3	0	0	1	1	0	0																		
George Foster, R OBP: 0.304, SLG: 0.442 (1, 7)		BB FC5-2 1B	5-3			SF8 3B		F9		4	1	2	0	0	0	3																		
Hubie Brooks, R OBP: 0.309, SLG: 0.374 (1, 5)		FC5-2 BLK 1B	K			SF8		HR 1B		3	2	2	1	0	1	0																		
Daryl Strawberry, L OBP: 0.276, SLG: 0.410 (1, 9)		BLK FC5-2 1B BB		K		K		HR		3	2	1	2	1	2	0																		
Brian Giles, R OBP: 0.315, SLG: 0.299 (8, 6)		FC5-2 BLK 1B		K			BB BB 1B	K		4	2	1	0	0	2	3																		
Junior Ortiz, R OBP: 0.204, SLG: 0.170 (1, 2)		E 1-H 2-H 3-H		F2				F3		4	0	1	2	0	1	1																		
Ed Lynch, R OBP: 0.172, SLG: 0.143 Jesse Orosco, R OBP: 0.286, SLG: 0.286 Dave Kingman, R OBP: 0.273, SLG: 0.427 Doug Sisk, R OBP: 0.500, SLG: 0.500 (8, 1)		1-3			2-3		1-2 BB BB	1B		2	0	0	0	0	0	1																		
Inning Stats	R: 0 E: 0 K: 0 S: 3	H: 0 LOB: 0 BB: 0 P: 3	R: 3 E: 1 K: 0 S: 7	H: 3 LOB: 2 BB: 1 P: 11	R: 0 E: 0 K: 1 S: 5	H: 0 LOB: 0 BB: 0 P: 5	R: 0 E: 0 K: 2 S: 7	H: 0 LOB: 0 BB: 0 P: 7	R: 0 E: 0 K: 0 S: 3	H: 1 LOB: 0 BB: 0 P: 3	R: 1 E: 0 K: 1 S: 6	H: 1 LOB: 0 BB: 0 P: 6	R: 1 E: 0 K: 1 S: 6	H: 1 LOB: 3 BB: 3 P: 18	R: 2 E: 0 K: 3 S: 12	H: 3 LOB: 1 BB: 0 P: 12	1B: 7 2B: 0 3B: 1 HR: 1	SF: 1 SAC: 0 DP: 0 HBP: 0	WP: 0 PB: 0 SB: 0 CS: 1	PA: 37														
PITCHER	IP WLS BF H R ER SO BB IBB HBP BLK WP HR S P ERA WHIP																																	
Bob Knepper, L ERA: 3.34 Dave Smith, R ERA: 3.64 Frank DiPino, L ERA: 2.54 Bill Dawley, R ERA: 2.4	(1, 1) (7, 1) (7, 1) (8, 1)	6.1 0.0 0.2 1.0	WLS 1 3 L	BF 27 0 6	H 6 0 3	R 5 0 2	ER 5 0 2	SO 4 1 3	BB 2 0 0	IBB 0 0 0	HBP 0 0 0	BLK 0 0 0	WP 0 0 0	HR 0 0 1	S 33 4 12	P 41 4 12	ERA 7.11 ∞ 0.00 18.00	WHIP 1.263 ∞ 1.500 3.000																

Houston Astros @ New York Mets
Shea Stadium, Flushing, NY
Sun Jul 10 1983, 3:33 AM EDT
Att: 15,467 - Unknown

AB	32
R	7
H	9
RBI	6
BB	4
SO	8
LOB	16



Batter	1	2	3	4	5	6	7	8	9	AB R H RBI BB SO LOB	TOP											
Eddie Milner, L OBP: 0.349, SLG: 0.349 (1, 8)	L6			1B		1B	2B		K	4 3 2 0 1 1 0	Cincinnati Reds @ New York Mets Shea Stadium, Flushing, NY Tue Jul 12 1983, 7:05 PM EDT Att: 11,800 - Unknown											
Paul Householder, S OBP: 0.325, SLG: 0.383 (1, 9)	K			F8		HR	K		6-3	5 1 1 0 0 2 2												
Gary Redus, R OBP: 0.350, SLG: 0.473 (1, 7)	L5			F8		K	G3		5-3	5 0 1 1 0 1 3												
Dan Driessen, L OBP: 0.395, SLG: 0.415 (1, 3)		4-3				HR	G3			3 1 2 4 1 0 0												
Ron Oester, S OBP: 0.322, SLG: 0.410 (1, 4)		F7		F7		HR	G3			4 1 1 0 0 0 3												
Nick Esasky, R OBP: 0.345, SLG: 0.526 (1, 5)				F7		1B	G3			4 0 0 0 0 0 3												
Alan Knicely, R OBP: 0.368, SLG: 0.344 (1, 2)				F9		L5	L7			4 0 2 0 0 0 0												
Tom Foley, L OBP: 0.302, SLG: 0.298 (1, 6)				F7		F5	E3			4 0 0 0 0 0 2												
Frank Pastore, R OBP: 0.214, SLG: 0.222 Ben Hayes, R (9, 1)				3-1		4-3	FC6			4 0 0 0 0 1 3												
Bill Scherrer, L OBP: 0.286, SLG: 0.167 (9, 1)							K			0 0 0 0 0 0 0												
Inning Stats	R: 0 E: 0 K: 1 S: 5	H: 0 LOB: 0 BB: 0 P: 5	R: 0 E: 0 K: 0 S: 3	H: 0 LOB: 0 BB: 0 P: 3	R: 0 E: 0 K: 0 S: 3	H: 0 LOB: 0 BB: 0 P: 3	R: 1 E: 0 K: 0 S: 5	H: 2 LOB: 1 BB: 0 P: 5	R: 0 E: 0 K: 0 S: 4	H: 1 LOB: 1 BB: 0 P: 4	R: 4 E: 1 K: 1 S: 10	H: 4 LOB: 2 BB: 1 P: 14	R: 1 E: 0 K: 1 S: 7	H: 2 LOB: 2 BB: 1 P: 11	R: 0 E: 0 K: 1 S: 5	H: 0 LOB: 0 BB: 0 P: 5	R: 0 E: 0 K: 1 S: 5	H: 0 LOB: 0 BB: 0 P: 5	1B: 6 2B: 1 3B: 1 HR: 1	SF: 0 SAC: 0 DP: 0 HBP: 0	WP: 0 PB: 0 SB: 1 CS: 0	PA: 39
PITCHER	IP WLS BF H R ER SO BB IBB HBP BLK WP HR S P ERA WHIP											IP WLS BF H R ER SO BB IBB HBP BLK WP HR S P ERA WHIP										
Mike Torrez, R ERA: 4.39	(1, 1) 6.0 L 27 7 5 4 2 1 0 0 0 0 0 1 30 34 6.00 1.333																					
Scott Holman, R ERA: 4.09	(7, 1) 1.0 6 2 1 1 1 0 1 0 0 0 0 0 7 11 9.00 2.000																					
Tom Gorman, L ERA: 5.02	(8, 1) 1.0 3 0 0 0 1 0 0 0 0 0 0 0 5 5 0.00 0.000																					
Carlos Diaz, L ERA: 2.79	(9, 1) 1.0 3 0 0 0 1 0 0 0 0 0 0 0 5 5 0.00 0.000																					

Batter	1	2	3	4	5	6	7	8	9	AB R H RBI BB SO LOB	BOTTOM									
José Oquendo, S OBP: 0.297, SLG: 0.274 (1, 6)	F8			CS		6-3			F8	4 0 1 0 0 0 0	Cincinnati Reds @ New York Mets Shea Stadium, Flushing, NY Tue Jul 12 1983, 7:05 PM EDT Att: 11,800 - Unknown									
Mookie Wilson, S OBP: 0.283, SLG: 0.333 (1, 8)	F7			BB					2B	4 1 3 0 0 0 0										
Keith Hernandez, L OBP: 0.368, SLG: 0.443 (1, 3)	4-3			FC4-6		F9			2B	3 0 1 0 1 0 1										
George Foster, R OBP: 0.303, SLG: 0.438 (1, 7)		G4-6-3		F7		5-3			K	3 0 0 0 1 1 4										
Hubie Brooks, R OBP: 0.306, SLG: 0.371 (1, 5)		G4-6-3		FC4-6		4-3			SF9	3 0 0 1 0 0 3										
Darryl Strawberry, L OBP: 0.275, SLG: 0.403 (1, 9)	K			L4		K			BB	3 0 0 0 1 2 0										
Brian Giles, R OBP: 0.295, SLG: 0.295 Rusty Staub, L OBP: 0.427, SLG: 0.429 (9, PH)				6-3		F7			G3	3 0 0 0 0 0 0										
Junior Ortiz, R OBP: 0.192, SLG: 0.160 (1, 2)				K		1-3			K	1 0 0 0 0 0 2										
Mike Torrez, R OBP: 0.291, SLG: 0.293 Mark Bradley, R OBP: 0.338, SLG: 0.400 Scott Holman, R OBP: 0.222, SLG: 0.222 Tom Gorman, L OBP: 0.275, SLG: 0.300 Darryl Strawberry, L OBP: 0.275, SLG: 0.403 Carlos Diaz, R (9, 1)				K		K			HR	1 0 0 0 0 1 0										
Inning Stats	R: 0 E: 0 K: 0 S: 3	H: 0 LOB: 0 BB: 0 P: 3	R: 0 E: 0 K: 1 S: 4	H: 0 LOB: 0 BB: 1 P: 8	R: 0 E: 0 K: 2 S: 7	H: 0 LOB: 0 BB: 0 P: 7	R: 0 E: 0 K: 0 S: 4	H: 2 LOB: 2 BB: 1 P: 8	R: 0 E: 0 K: 1 S: 6	H: 1 LOB: 1 BB: 0 P: 6		R: 0 E: 0 K: 1 S: 5	H: 0 LOB: 0 BB: 0 P: 5	R: 1 E: 0 K: 1 S: 6	H: 1 LOB: 0 BB: 0 P: 6	R: 0 E: 0 K: 1 S: 7	H: 0 LOB: 2 BB: 1 P: 11	1B: 4 2B: 1 3B: 0 HR: 1	SF: 1 SAC: 0 DP: 1 HBP: 0	WP: 0 PB: 0 SB: 0 CS: 1
PITCHER	IP WLS BF H R ER SO BB IBB HBP BLK WP HR S P ERA WHIP											IP WLS BF H R ER SO BB IBB HBP BLK WP HR S P ERA WHIP								
Frank Pastore, R ERA: 5.91	(1, 1) 8.0 W 30 6 2 2 2 0 2 0 0 0 0 0 1 40 48 2.25 1.000																			
Ben Hayes, R ERA: 5.89	(9, 1) 0.2 3 0 0 0 1 1 0 0 0 0 0 0 4 8 0.00 1.500																			
Bill Scherrer, L ERA: 2.76	(9, 1) 0.1 S 1 0 0 0 0 0 0 0 0 0 0 0 1 1 0.00 0.000																			



Batter	1	2	3	4	5	6	7	8	9	AB	R	H	RBI	BB	SO	LOB	TOP										
Eddie Milner, L (1, 8) OBP: 0.351, SLG: 0.358										4	1	2	2	0	0	0	Cincinnati Reds @ New York Mets Shea Stadium, Flushing, NY Wed Jul 13 1983, 7:05 PM EDT Att: 11,218 - Unknown										
Dave Concepcion, R (1, 6) OBP: 0.291, SLG: 0.278										4	0	2	1	0	1	1											
Gary Redus, R (1, 7) OBP: 0.352, SLG: 0.471										3	0	1	0	1	0	1											
Dan Driessen, L (1, 3) OBP: 0.397, SLG: 0.414										3	0	1	0	1	0	2											
Ron Oester, S (1, 4) OBP: 0.322, SLG: 0.408										4	0	1	0	0	2	4											
Nick Esasky, R (1, 5) OBP: 0.333, SLG: 0.500										4	0	0	0	0	2	2											
Paul Householder, S (1, 9) OBP: 0.324, SLG: 0.380										4	1	1	0	0	0	1											
Alan Knicely, R (1, 2) OBP: 0.363, SLG: 0.338										4	1	1	0	0	1	0											
Joe Price, R (1, 1) OBP: 0.132, SLG: 0.083										3	0	0	0	0	0	2											
Inning Stats	R: 1 E: 0 K: 0 S: 4	H: 2 LOB: 0 BB: 0 P: 4	R: 0 E: 0 K: 1 S: 5	H: 1 LOB: 0 BB: 0 P: 5	R: 0 E: 0 K: 1 S: 5	H: 0 LOB: 0 BB: 0 P: 5	R: 0 E: 0 K: 1 S: 5	H: 0 LOB: 1 BB: 1 P: 9	R: 2 E: 1 K: 0 S: 6	H: 3 LOB: 1 BB: 0 P: 6	R: 0 E: 0 K: 1 S: 3	H: 0 LOB: 0 BB: 0 P: 3	R: 0 E: 0 K: 1 S: 6	H: 1 LOB: 2 BB: 1 P: 10	R: 0 E: 0 K: 1 S: 5	H: 0 LOB: 0 BB: 0 P: 5	1B: 8 2B: 1 3B: 1 HR: 0	SF: 0 SAC: 0 DP: 2 HBP: 0	WP: 0 PB: 0 CS: 1	PA: 35							
PITCHER	IP	WLS	BF	H	R	ER	SO	BB	IBB	HBP	BLK	WP	HR	S	P	ERA	WHIP										
Walt Terrell, R (1, 1) ERA: 4.78	6.0	L	24	8	3	2	4	1	0	0	0	0	0	31	35	3.00	1.500										
Jesse Orosco, L (7, 1) ERA: 1.21	2.0		8	1	0	0	1	1	0	0	0	0	0	9	13	0.00	1.000										
Doug Sisk, R (9, 1) ERA: 2.59	1.0		3	0	0	0	1	0	0	0	0	0	0	5	5	0.00	0.000										

AB	33
R	3
H	9
RBI	3
BB	2
SO	6
LOB	13



Batter	1	2	3	4	5	6	7	8	9	AB	R	H	RBI	BB	SO	LOB	BOTTOM										
José Oquendo, S (1, 6) OBP: 0.293, SLG: 0.269										3	0	0	0	0	2	0	Cincinnati Reds @ New York Mets Shea Stadium, Flushing, NY Wed Jul 13 1983, 7:05 PM EDT Att: 11,218 - Unknown										
Rusty Staub, L (8, PH) OBP: 0.422, SLG: 0.423										1	0	0	0	0	0	2											
Doug Sisk, R (9, 1) OBP: 0.500, SLG: 0.500										0	0	0	0	0	0	0											
Mookie Wilson, S (1, 8) OBP: 0.278, SLG: 0.330										4	0	0	0	0	0	0											
Keith Hernandez, L (1, 3) OBP: 0.364, SLG: 0.437										4	0	0	0	0	1	0											
George Foster, R (1, 7) OBP: 0.303, SLG: 0.445										4	1	1	1	0	0	0											
Hubie Brooks, R (1, 5) OBP: 0.306, SLG: 0.370										3	0	1	0	0	0	0											
Darryl Strawberry, L (1, 9) OBP: 0.271, SLG: 0.397										3	0	0	0	0	1	1											
Bob Bailor, R (1, 4) OBP: 0.277, SLG: 0.294										3	0	0	0	0	0	1											
Junior Ortiz, R (1, 2) OBP: 0.185, SLG: 0.154										2	0	0	0	0	1	2											
Brian Giles, R (8, PH) OBP: 0.314, SLG: 0.295										0	0	0	0	1	0	0											
Walt Terrell, L (1, 1) ERA: 4.78										1	0	0	0	0	0	1											
Mark Bradley, R (6, PH) OBP: 0.333, SLG: 0.394										1	0	0	0	0	1	0											
Jesse Orosco, R (7, 1) OBP: 0.286, SLG: 0.286										0	0	0	0	0	0	0											
Dave Kingman, R (8, PH) OBP: 0.276, SLG: 0.429										1	0	1	0	0	0	0											
Tucker Ashford, R (9, 2) OBP: 0.208, SLG: 0.190										0	0	0	0	0	0	0											
Inning Stats	R: 0 E: 0 K: 1 S: 5	H: 0 LOB: 0 BB: 0 P: 5	R: 0 E: 0 K: 0 S: 3	H: 0 LOB: 0 BB: 0 P: 3	R: 0 E: 1 K: 0 S: 3	H: 0 LOB: 0 BB: 0 P: 3	R: 0 E: 0 K: 2 S: 7	H: 0 LOB: 0 BB: 0 P: 7	R: 1 E: 1 K: 1 S: 7	H: 2 LOB: 1 BB: 0 P: 7	R: 0 E: 0 K: 1 S: 5	H: 0 LOB: 0 BB: 0 P: 5	R: 0 E: 0 K: 0 S: 3	H: 0 LOB: 0 BB: 0 P: 3	R: 0 E: 0 K: 1 S: 6	H: 1 LOB: 2 BB: 1 P: 10	R: 0 E: 0 K: 0 S: 3	H: 0 LOB: 0 BB: 0 P: 3	1B: 2 2B: 0 3B: 0 HR: 1	SF: 0 SAC: 0 DP: 1 HBP: 0	WP: 0 PB: 0 CS: 0	PA: 31					
PITCHER	IP	WLS	BF	H	R	ER	SO	BB	IBB	HBP	BLK	WP	HR	S	P	ERA	WHIP										
Joe Price, L (1, 1) ERA: 2.73	9.0	W	31	3	1	1	6	1	0	0	0	0	1	42	46	1.00	0.444										



Batter	1	2	3	4	5	6	7	8	9	AB	R	H	RBI	BB	SO	LOB	TOP		
Eddie Milner, L (1, 8) OBP: 0.349, SLG: 0.356 Cesar Cedeno, R (9, PH) OBP: 0.294, SLG: 0.362	F7		6-3 1B		F3	F9			F7	4	1	1	0	0	0	1			
Dave Concepcion, R (1, 6) OBP: 0.293, SLG: 0.278	1B BB		6-3		BB 1B				K	4	1	1	0	1	2	2			
Gary Redus, R (1, 7) OBP: 0.354, SLG: 0.467	K		1B BB		1-2 1B BB				1-3	2	2	0	0	2	1	1			
Dan Driessen, L (1, 3) OBP: 0.404, SLG: 0.418	1-3 1B		1-3 1B		1-2 2-3 BB				K	3	0	2	2	1	1	0			
Ron Oester, S (1, 4) OBP: 0.321, SLG: 0.406	K		G4-3		1-2 2-H 3-H 1B				F4	4	0	1	2	0	1	3			
Nick Esasky, R (1, 5) OBP: 0.330, SLG: 0.488			6-3 1B		6-3				K	4	0	1	0	0	2	2			
Paul Householder, S (1, 9) OBP: 0.322, SLG: 0.378	F3				K				6-3	4	0	1	0	0	1	1			
Alan Knicely, R (1, 2) OBP: 0.345, SLG: 0.319	6-3				K				K	4	0	0	0	0	3	2			
Charlie Puleo, R (1, 1) OBP: 0.240, SLG: 0.136 Bill Scherrer, L (7, 1) OBP: 0.296, SLG: 0.167 Johnny Bench, R (9, PH) OBP: 0.306, SLG: 0.402	4-3				K				1B	2	0	0	0	0	1	1			
Inning Stats	R: 0 E: 0 K: 2 S: 8	H: 1 LOB: 2 BB: 1 P: 12	R: 2 E: 0 K: 0 S: 4	H: 2 LOB: 0 BB: 1 P: 8	R: 0 E: 0 K: 2 S: 7	H: 0 LOB: 0 BB: 0 P: 7	R: 2 E: 0 K: 2 S: 9	H: 2 LOB: 2 BB: 2 P: 17	R: 0 E: 0 K: 1 S: 6	H: 1 LOB: 1 BB: 0 P: 6	R: 0 E: 0 K: 2 S: 7	H: 0 LOB: 0 BB: 0 P: 7	R: 0 E: 0 K: 1 S: 5	H: 0 LOB: 0 BB: 0 P: 5	R: 0 E: 0 K: 2 S: 8	H: 1 LOB: 1 BB: 0 P: 8	1B: 8 2B: 0 3B: 0 HR: 0	SF: 0 SAC: 1 DP: 1 HBP: 0	WP: 0 PA: 38 PB: 0 SB: 4 CS: 0
PITCHER	IP WLS BF H R ER SO BB IBB HBP BLK WP HR S P ERA WHIP	IP WLS BF H R ER SO BB IBB HBP BLK WP HR S P ERA WHIP																	
Tom Seaver, R (1, 1) ERA: 3.72 Jesse Orosco, L (7, 1) ERA: 1.15	6.0 W 28 7 4 4 7 4 0 0 0 0 0 0 38 54 6.00 1.833	3.0 S 10 1 0 0 5 0 0 0 0 0 0 20 20 0.00 0.333																	

Cincinnati Reds @ New York Mets
Shea Stadium, Flushing, NY
Thu Jul 14 1983, 7:05 PM EDT
Att: 9,994 - Unknown

AB 33
R 4
H 8
RBI 4
BB 4
SO 12
LOB 14



Batter	1	2	3	4	5	6	7	8	9	AB	R	H	RBI	BB	SO	LOB	BOTTOM		
Bob Bailor, R (1, 6) OBP: 0.282, SLG: 0.299 José Oquendo, S (2, 6) OBP: 0.287, SLG: 0.263	4-3 G3 1B		6-3		F8	F8			F4	1	1	1	0	0	0	0			
Mookie Wilson, S (1, 8) OBP: 0.284, SLG: 0.331	4-3 1-3		S HBP		HR 1B				5-3	4	1	2	0	0	0	1			
Keith Hernandez, L (1, 3) OBP: 0.365, SLG: 0.444	G3		1-2 BB		1-H HR				F8	4	1	1	3	1	0	1			
George Foster, R (1, 7) OBP: 0.302, SLG: 0.446	L7		F6		K				6-3	4	1	1	0	0	1	2			
Hubie Brooks, R (1, 5) OBP: 0.305, SLG: 0.367			F8		F9				1B IBB	3	0	0	0	1	1	2			
Daryl Strawberry, L (1, 9) OBP: 0.285, SLG: 0.406			S 1B		SH3 FC6-2 BB				HR 1B	3	2	3	1	1	0	0			
Brian Giles, R (1, 4) OBP: 0.314, SLG: 0.292	F3		SH3		SH3				F4	2	0	0	0	1	0	2			
Junior Ortiz, R (1, 2) OBP: 0.196, SLG: 0.167 Danny Heep, L (6, PH) OBP: 0.368, SLG: 0.439 Ron Hodges, L (7, 2) OBP: 0.361, SLG: 0.227	1-2 1B		FC6-2		FC6-4				F5	2	0	1	1	0	0	1			
Tom Seaver, R (1, 1) OBP: 0.225, SLG: 0.297 Rusty Staub, L (6, PH) OBP: 0.429, SLG: 0.472 Jesse Orosco, R (7, 1) OBP: 0.250, SLG: 0.250	5-3		FC6-4		FC6-4				HR	1	1	1	2	0	0	0			
Inning Stats	R: 1 E: 0 K: 0 S: 4	H: 1 LOB: 0 BB: 0 P: 4	R: 1 E: 0 K: 0 S: 5	H: 2 LOB: 1 BB: 0 P: 5	R: 0 E: 0 K: 1 S: 5	H: 0 LOB: 1 BB: 1 P: 10	R: 0 E: 0 K: 0 S: 3	H: 0 LOB: 1 BB: 1 P: 7	R: 2 E: 0 K: 1 S: 7	H: 2 LOB: 0 BB: 0 P: 7	R: 2 E: 0 K: 0 S: 5	H: 2 LOB: 2 BB: 0 P: 5	R: 1 E: 0 K: 0 S: 5	H: 2 LOB: 3 BB: 2 P: 13	R: 0 E: 0 K: 0 S: 4	H: 1 LOB: 1 BB: 0 P: 4	1B: 7 2B: 1 3B: 0 HR: 2	SF: 0 SAC: 1 DP: 0 HBP: 1	WP: 0 PA: 39 PB: 0 SB: 5 CS: 0
PITCHER	IP WLS BF H R ER SO BB IBB HBP BLK WP HR S P ERA WHIP	IP WLS BF H R ER SO BB IBB HBP BLK WP HR S P ERA WHIP																	
Charlie Puleo, R (1, 1) ERA: 5.22 Bill Scherrer, L (7, 1) ERA: 2.82	6.0 L 28 7 6 6 2 1 1 0 0 0 9 17 4.50 2.000	2.0 11 3 1 1 0 1 1 0 0 0 0 9 17 4.50 2.000																	

Cincinnati Reds @ New York Mets
Shea Stadium, Flushing, NY
Thu Jul 14 1983, 7:05 PM EDT
Att: 9,994 - Unknown

AB 33
R 7
H 10
RBI 7
BB 4
SO 2
LOB 15



Batter	1	2	3	4	5	6	7	8	9	AB	R	H	RBI	BB	SO	LOB	TOP			
José Oquendo, S OBP: 0.291, SLG: 0.268 (1, 6)										4	0	2	0	0	1	1				
Mookie Wilson, S OBP: 0.281, SLG: 0.328 (1, 8)										4	0	0	0	0	1	2				
Keith Hernandez, L OBP: 0.363, SLG: 0.440 (1, 3)										3	0	0	0	1	0	1				
George Foster, R OBP: 0.299, SLG: 0.440 (1, 7)										4	0	0	0	0	1	1				
Dave Kingman, R OBP: 0.272, SLG: 0.423 (1, 9)										3	0	0	0	0	1	0				
Hubie Brooks, R OBP: 0.305, SLG: 0.367 (1, 5)										3	0	1	0	0	0	0				
Brian Giles, R OBP: 0.318, SLG: 0.297 (1, 4)										3	0	2	0	0	1	1				
Junior Ortiz, R OBP: 0.190, SLG: 0.161 (8, PH)										2	0	0	0	0	0	2				
Mark Bradley, R OBP: 0.329, SLG: 0.388 (8, PH)										1	0	0	0	0	1	1				
Ron Hodges, L OBP: 0.361, SLG: 0.227 (8, 2)										0	0	0	0	0	0	0				
Ed Lynch, R OBP: 0.161, SLG: 0.133 Carlos Diaz, R (5, 1)										2	0	0	0	0	2	1				
Rusty Staub, L OBP: 0.424, SLG: 0.466 (8, PH)										0	0	0	0	0	0	0				
Tom Gorman, L OBP: 0.500, SLG: 0.500 (8, 1)										0	0	0	0	0	0	0				
Inning Stats	R: 0 E: 0 K: 2 S: 7	H: 1 LOB: 1 BB: 1 P: 11	R: 0 E: 0 K: 2 S: 8	H: 1 LOB: 1 BB: 0 P: 8	R: 0 E: 0 K: 2 S: 7	H: 0 LOB: 0 BB: 0 P: 7	R: 0 E: 0 K: 0 S: 3	H: 0 LOB: 0 BB: 0 P: 3	R: 0 E: 0 K: 1 S: 6	H: 1 LOB: 1 BB: 0 P: 6	R: 0 E: 0 K: 0 S: 3	H: 0 LOB: 0 BB: 0 P: 3	R: 0 E: 0 K: 1 S: 6	H: 1 LOB: 1 BB: 0 P: 6	R: 0 E: 0 K: 0 S: 3	H: 0 LOB: 0 BB: 0 P: 3	1B: 5 2B: 0 3B: 0 HR: 0	SF: 0 SAC: 0 DP: 1 HBP: 0	WP: 0 PB: 0 SB: 0 CS: 1	PA: 31
PITCHER Bob Knepper, L ERA: 3.11 (1, 1)	IP: 9.0 WLS: W BF: 31 H: 5 R: 0 ER: 0 SO: 8 BB: 1 IBB: 0 HBP: 0 BLK: 0 WP: 0 HR: 0 S: 46 P: 50 ERA: 0.00 WHIP: 0.667															PITCHER				

New York Mets @ Houston Astros
Astrodome, Houston, TX
Fri Jul 15 1983, 8:05 PM EDT
Att: 19,661 - Dome

AB 30
R 0
H 5
RBI 0
BB 1
SO 8
LOB 11



Batter	1	2	3	4	5	6	7	8	9	AB	R	H	RBI	BB	SO	LOB	BOTTOM	
Omar Moreno, L OBP: 0.286, SLG: 0.337 (1, 8)										4	2	2	2	1	0	0		
Terry Puhl, L OBP: 0.357, SLG: 0.435 (1, 9)										4	0	2	2	0	1	0		
Dickie Thon, R OBP: 0.361, SLG: 0.480 (1, 6)										4	0	1	0	1	0	1		
Phil Garner, R OBP: 0.325, SLG: 0.368 (1, 5)										5	0	1	0	0	0	4		
Jose Cruz, L OBP: 0.384, SLG: 0.454 (1, 7)										4	0	0	0	0	0	4		
Ray Knight, R OBP: 0.391, SLG: 0.507 (1, 3)										4	2	3	0	0	0	1		
Bill Doran, S OBP: 0.364, SLG: 0.349 (1, 4)										3	0	2	1	1	0	1		
George Bjorkman, R OBP: 0.444, SLG: 0.533 (1, 2)										2	1	0	0	1	0	4		
Bob Knepper, L OBP: 0.227, SLG: 0.357 (1, 1)										4	1	1	1	0	0	4		
Inning Stats	R: 0 E: 0 K: 0 S: 4	H: 1 LOB: 1 BB: 0 P: 4	R: 4 E: 0 K: 0 S: 8	H: 5 LOB: 1 BB: 0 P: 8	R: 0 E: 0 K: 0 S: 4	H: 1 LOB: 2 BB: 1 P: 8	R: 0 E: 0 K: 0 S: 4	H: 1 LOB: 3 BB: 2 P: 12	R: 0 E: 0 K: 1 S: 5	H: 0 LOB: 0 BB: 0 P: 5	R: 1 E: 0 K: 0 S: 5	H: 2 LOB: 2 BB: 1 P: 9	R: 1 E: 0 K: 0 S: 4	H: 1 LOB: 0 BB: 0 P: 4	1B: 9 2B: 0 3B: 3 HR: 0	SF: 1 SAC: 0 DP: 0 HBP: 1	WP: 1 PB: 0 SB: 2 CS: 1	PA: 40
PITCHER Ed Lynch, R ERA: 3.86 Carlos Diaz, L ERA: 2.92 Tom Gorman, L ERA: 5.28	IP: 4.1 WLS: L BF: 26 H: 9 R: 4 ER: 4 SO: 4 BB: 1 IBB: 4 HBP: 4 BLK: 0 WP: 1 HR: 0 S: 22 P: 35 ERA: 8.31 WHIP: 2.308															PITCHER		

New York Mets @ Houston Astros
Astrodome, Houston, TX
Fri Jul 15 1983, 8:05 PM EDT
Att: 19,661 - Dome


AB 34
R 6
H 12
RBI 6
BB 4
SO 1
LOB 19



Batter	1	2	3	4	5	6	7	8	9	AB	R	H	RBI	BB	SO	LOB	TOP			
José Oquendo, S (1, 6) <small>OBP: 0.286, SLG: 0.263</small>										4	0	0	0	0	1	0				
Mookie Wilson, S (1, 8) <small>OBP: 0.278, SLG: 0.324</small>										4	0	0	0	0	1	0				
Keith Hernandez, L (1, 3) <small>OBP: 0.362, SLG: 0.438</small>										4	0	1	0	0	0	0				
George Foster, R (1, 7) <small>OBP: 0.301, SLG: 0.441</small>										4	1	2	0	0	0	0				
Hubie Brooks, R (1, 5) <small>OBP: 0.308, SLG: 0.368</small>										4	0	2	0	0	0	2				
Darryl Strawberry, L (1, 9) <small>OBP: 0.289, SLG: 0.402</small>										2	0	0	0	1	0	1				
Brian Giles, R (1, 4) <small>OBP: 0.316, SLG: 0.295</small>										2	0	0	0	0	2					
Rusty Staub, L (7, PH) <small>OBP: 0.419, SLG: 0.459</small>										1	0	0	0	0	1					
Tucker Ashford, R (7, 4) <small>OBP: 0.208, SLG: 0.190</small>										0	0	0	0	0	0					
Ron Hodges, L (1, 2) <small>OBP: 0.361, SLG: 0.236</small>										3	0	1	0	0	0	1				
Mike Torrez, R (1, 1) <small>OBP: 0.086, SLG: 0.059</small>										2	0	0	0	0	1	1				
Danny Heep, L (8, PH) <small>OBP: 0.365, SLG: 0.436</small>										1	0	0	0	0	1	0				
Doug Sisk, R (8, 1) <small>OBP: 0.500, SLG: 0.500</small>										0	0	0	0	0	0	0				
Inning Stats	R: 0 E: 0 K: 0 S: 3	H: 0 LOB: 0 BB: 0 P: 3	R: 1 E: 0 K: 0 S: 4	H: 2 LOB: 1 BB: 1 P: 8	R: 0 E: 0 K: 2 S: 7	H: 0 LOB: 0 BB: 0 P: 7	R: 0 E: 0 K: 0 S: 3	H: 0 LOB: 0 BB: 0 P: 3	R: 0 E: 0 K: 0 S: 4	H: 1 LOB: 1 BB: 0 P: 4	R: 0 E: 0 K: 0 S: 3	H: 1 LOB: 1 BB: 0 P: 4	R: 0 E: 0 K: 1 S: 5	H: 0 LOB: 0 BB: 0 P: 5	R: 0 E: 0 K: 1 S: 6	H: 2 LOB: 1 BB: 0 P: 6	1B: 5 2B: 1 3B: 0 HR: 0	SF: 0 SAC: 0 DP: 2 HBP: 0	WP: 0 PB: 0 SB: 0 CS: 0	PA: 32
PITCHER	IP WLS BF H R ER SO BB IBB HBP BLK WP HR S P ERA WHIP																			
Mike Scott, R (1, 1) <small>ERA: 3.31</small>	8.1 W 31 6 1 1 4 1 0 0 0 0 0 0 38 42 1.08 0.840																			
Frank DiPino, L (9, 1) <small>ERA: 2.5</small>	0.2 S 1 0 0 0 0 0 0 0 0 0 0 0 1 1 0.00 0.000																			

New York Mets @ Houston Astros
Astrodome, Houston, TX
Sat Jul 16 1983, 8:05 PM EDT
Att: 34,557 - Dome


AB	31
R	1
H	6
RBI	0
BB	1
SO	4
LOB	8



Batter	1	2	3	4	5	6	7	8	9	AB	R	H	RBI	BB	SO	LOB	BOTTOM	
Omar Moreno, L (1, 8) <small>OBP: 0.291, SLG: 0.341</small>										2	2	1	0	2	1	0		
Terry Puhl, L (1, 9) <small>OBP: 0.357, SLG: 0.433</small>										3	1	1	0	0	0	2		
Dickie Thon, R (1, 6) <small>OBP: 0.362, SLG: 0.482</small>										3	0	1	3	1	0	1		
Phil Garner, R (1, 5) <small>OBP: 0.324, SLG: 0.367</small>										4	0	1	0	0	1	3		
Jose Cruz, L (1, 7) <small>OBP: 0.385, SLG: 0.453</small>										3	0	1	0	1	0	1		
Ray Knight, R (1, 3) <small>OBP: 0.386, SLG: 0.500</small>										4	0	0	0	0	1	3		
Bill Doran, S (1, 4) <small>OBP: 0.362, SLG: 0.346</small>										3	0	0	0	1	1	1		
George Bjorkman, R (1, 2) <small>OBP: 0.381, SLG: 0.444</small>										3	0	0	0	0	1	3		
Mike Scott, R (1, 1) <small>OBP: 0.074, SLG: 0.074</small>										3	0	0	0	0	2	0		
Frank DiPino, L (9, 1) <small>OBP: 0.400, SLG: 0.500</small>										0	0	0	0	0	0	0		
Inning Stats	R: 1 E: 0 K: 0 S: 4	H: 1 LOB: 1 BB: 1 P: 8	R: 0 E: 0 K: 1 S: 5	H: 0 LOB: 0 BB: 0 P: 5	R: 0 E: 0 K: 1 S: 6	H: 1 LOB: 1 BB: 0 P: 6	R: 0 E: 0 K: 1 S: 5	H: 0 LOB: 0 BB: 0 P: 5	R: 0 E: 0 K: 2 S: 9	H: 1 LOB: 3 BB: 3 P: 21	R: 0 E: 0 K: 1 S: 6	H: 1 LOB: 2 BB: 1 P: 10	R: 0 E: 0 K: 0 S: 3	H: 1 LOB: 0 BB: 0 P: 3	1B: 3 2B: 2 3B: 0 HR: 0	SF: 0 SAC: 1 DP: 1 HBP: 0	WP: 0 PB: 0 SB: 4 CS: 0	PA: 34
PITCHER	IP WLS BF H R ER SO BB IBB HBP BLK WP HR S P ERA WHIP																	
Mike Torrez, R (1, 1) <small>ERA: 4.29</small>	7.0 L 31 4 3 2 7 2 3 0 0 0 0 0 40 60 2.57 0.857																	
Doug Sisk, R (8, 1) <small>ERA: 2.54</small>	1.0 3 1 0 0 0 0 0 0 0 0 0 0 3 3 0.00 1.000																	

New York Mets @ Houston Astros
Astrodome, Houston, TX
Sat Jul 16 1983, 8:05 PM EDT
Att: 34,557 - Dome

AB	28
R	3
H	5
RBI	3
BB	5
SO	7
LOB	14



Batter	1	2	3	4	5	6	7	8	9	AB	R	H	RBI	BB	SO	LOB	TOP				
Bob Bailor, R OBP: 0.282, SLG: 0.297 (1, 4)										5	0	2	1	0	2	3	<p>New York Mets @ Atlanta Braves Atlanta-Fulton County Stadium, Atlanta, GA</p> <p>Wed Jul 20 1983, 7:05 PM EDT Att: 22,188 - Unknown</p>				
Mookie Wilson, S OBP: 0.278, SLG: 0.323 (1, 8)										5	0	2	1	0	0	1					
Keith Hernandez, L OBP: 0.365, SLG: 0.431 (1, 3)										3	0	1	0	2	0	3					
George Foster, R OBP: 0.311, SLG: 0.439 (1, 7)										3	0	1	1	2	2	1					
Darryl Strawberry, L OBP: 0.291, SLG: 0.434 (1, 9)										5	0	2	0	0	2	6					
Tucker Ashford, R OBP: 0.250, SLG: 0.222 (1, 5)										3	0	0	0	0	0	2					
Dave Kingman, R OBP: 0.274, SLG: 0.424 (7, PH)										1	0	0	0	0	0	2					
Brian Giles, R OBP: 0.314, SLG: 0.292 (7, 4)										1	0	0	0	0	1	1					
José Oquendo, S OBP: 0.283, SLG: 0.262 (1, 6)										5	0	1	0	0	0	2					
Junior Ortiz, R OBP: 0.224, SLG: 0.200 (1, 2)										4	2	2	0	0	0	1					
Ed Lynch, R OBP: 0.188, SLG: 0.161 (8, PH)										1	0	1	0	0	0	0					
Danny Heep, L OBP: 0.367, SLG: 0.445 (8, PH)										1	1	1	0	0	0	0					
Carlos Diaz, R (8, 1)										0	0	0	0	0	0	0					
Doug Sisk, R OBP: 0.500, SLG: 0.500 (9, 1)										0	0	0	0	0	0	0					
Inning Stats	R: 0 E: 0 K: 2 S: 8	H: 1 LOB: 1 BB: 0 P: 8	R: 0 E: 0 K: 0 S: 3	H: 1 LOB: 0 BB: 0 P: 3	R: 1 E: 0 K: 0 S: 5	H: 2 LOB: 1 BB: 0 P: 5	R: 0 E: 0 K: 0 S: 4	H: 1 LOB: 1 BB: 0 P: 4	R: 1 E: 0 K: 1 S: 7	H: 2 LOB: 3 BB: 2 P: 15	R: 0 E: 0 K: 1 S: 5	H: 0 LOB: 2 BB: 2 P: 13	R: 1 E: 0 K: 0 S: 6	H: 3 LOB: 2 BB: 0 P: 6	R: 0 E: 0 K: 2 S: 8	H: 1 LOB: 1 BB: 0 P: 8		1B: 13 2B: 0 3B: 0 HR: 0	SF: 0 SAC: 2 DP: 1 HBP: 0	WP: 0 PB: 0 SB: 1 CS: 0	PA: 43
PITCHER	IP WLS BF H R ER SO BB IBB HBP BLK WP HR S P ERA WHIP	6.1 31 9 2 2 4 4 0 0 0 0 0 0 35 51 2.84 2.053	0.2 2 0 0 0 1 0 0 0 0 0 0 0 4 4 0.00 0.000	2.0 L 10 4 1 1 2 0 0 0 0 0 0 14 14 4.50 2.000																	

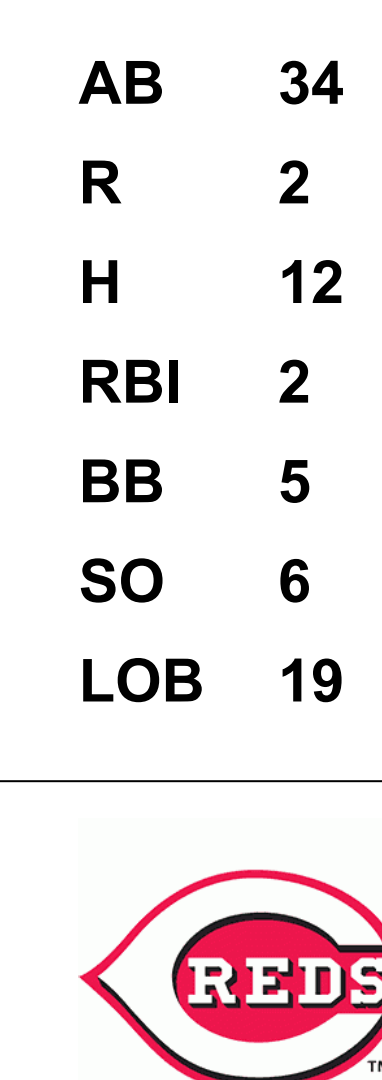
Batter	1	2	3	4	5	6	7	8	9	AB	R	H	RBI	BB	SO	LOB	BOTTOM				
Brett Butler, L OBP: 0.342, SLG: 0.399 (1, 8)										4	0	2	0	0	0	1	<p>New York Mets @ Atlanta Braves Atlanta-Fulton County Stadium, Atlanta, GA</p> <p>Wed Jul 20 1983, 7:05 PM EDT Att: 22,188 - Unknown</p>				
Rafael Ramirez, R OBP: 0.326, SLG: 0.341 (1, 6)										4	0	0	0	0	0	2					
Claudell Washington, L OBP: 0.326, SLG: 0.413 (1, 9)										3	0	1	0	1	0	0					
Bob Horner, R OBP: 0.401, SLG: 0.540 (1, 5)										4	1	2	0	0	1	1					
Chris Chambliss, L OBP: 0.387, SLG: 0.516 (1, 3)										4	0	2	1	0	0	1					
Randy Johnson, R OBP: 0.471, SLG: 0.464 (9, PR)										0	0	0	0	0	0	0					
Mike Jorgensen, L OBP: 0.289, SLG: 0.289 (1, 7)										4	0	0	0	0	1	3					
Jerry Royster, R OBP: 0.353, SLG: 0.396 (1, 4)										2	1	1	0	2	0	1					
Bruce Benedict, R OBP: 0.362, SLG: 0.335 (1, 2)										2	0	1	0	0	0	0					
Dale Murphy, R OBP: 0.414, SLG: 0.561 (9, PH)										1	0	0	0	0	0	3					
Phil Niekro, R OBP: 0.189, SLG: 0.171 (7, 1)										2	0	0	0	0	0	1					
Terry Forster, L OBP: 0.750, SLG: 1.000 (7, PH)										0	0	0	0	0	0	0					
Biff Pocoroba, S OBP: 0.344, SLG: 0.414 (8, 1)										1	0	0	0	0	0	1					
Donnie Moore, L OBP: 0.571, SLG: 0.571 (8, 1)										0	0	0	0	0	0	0					
Inning Stats	R: 0 E: 0 K: 0 S: 3	H: 0 LOB: 0 BB: 0 P: 3	R: 0 E: 0 K: 2 S: 7	H: 0 LOB: 0 BB: 0 P: 7	R: 1 E: 0 K: 0 S: 4	H: 2 LOB: 1 BB: 1 P: 8	R: 1 E: 0 K: 0 S: 5	H: 3 LOB: 1 BB: 0 P: 5	R: 0 E: 0 K: 0 S: 4	H: 1 LOB: 1 BB: 0 P: 4	R: 0 E: 0 K: 0 S: 3	H: 0 LOB: 1 BB: 1 P: 7	R: 0 E: 0 K: 0 S: 2	H: 0 LOB: 0 BB: 1 P: 6	R: 0 E: 0 K: 0 S: 4	H: 2 LOB: 2 BB: 0 P: 4		1B: 6 2B: 3 3B: 0 HR: 0	SF: 0 SAC: 1 DP: 3 HBP: 0	WP: 0 PB: 0 SB: 1 CS: 1	PA: 35
PITCHER	IP WLS BF H R ER SO BB IBB HBP BLK WP HR S P ERA WHIP	7.0 W 28 7 2 2 2 2 0 0 0 0 0 30 38 2.57 1.286	1.0 4 1 0 0 0 1 0 0 0 0 0 0 3 7 0.00 2.000	1.0 S 3 1 0 0 0 0 0 0 0 0 0 3 3 0.00 1.000																	





Batter	1	2	3	4	5	6	7	8	9	AB R H RBI BB SO LOB	TOP																									
Bob Bailor, R (1, 6) OBP: 0.291, SLG: 0.303	0-0 6-3		0-0 CS BB			0-0 5-3		0-0 2B		3 0 1 0 1 0 0	New York Mets @ Cincinnati Reds Riverfront Stadium, Cincinnati, OH Fri Jul 22, 1983, 7:05 PM EDT Att: 13,345 - Unknown																									
Danny Heep, L (1, 8) OBP: 0.354, SLG: 0.428	0-3 K		0-0 CS	0-0 F8		0-0 G3		0-0 L7		4 0 0 0 0 1 1																										
Jesse Orosco, R (8, 1) OBP: 0.222, SLG: 0.222										0 0 0 0 0 0 0																										
Doug Sisk, R (9, 1) OBP: 0.500, SLG: 0.500			1-2							0 0 0 0 0 0 0																										
Keith Hernandez, L (1, 3) OBP: 0.365, SLG: 0.438	0-0 1B 2B			0-0 6-3		0-0 F8				4 1 2 1 0 0 0																										
George Foster, R (1, 7) OBP: 0.315, SLG: 0.439	0-0 2H 1B			0-0 F7						4 0 2 0 0 0 0																										
Darryl Strawberry, L (1, 9) OBP: 0.302, SLG: 0.450		0-0 F7			0-0 CS 1B		0-0 F8		0-0 HR	4 1 2 1 0 0 1																										
Ron Hodges, L (1, 2) OBP: 0.388, SLG: 0.238		0-3 K			0-0 1B		0-0 F9		0-3 HR	2 1 1 0 0 1 0																										
Dave Kingman, R (7, PH) OBP: 0.273, SLG: 0.422					1-2 2B 1B					1 0 0 0 0 0 1																										
Junior Ortiz, R (7, 2) OBP: 0.222, SLG: 0.200										1 0 0 0 0 1 0																										
Brian Giles, R (1, 4) OBP: 0.315, SLG: 0.296		0-0 4-3			0-0 1H 2B		0-3 K		0-0 6-3	4 0 1 1 0 1 1																										
Tucker Ashford, R (1, 5) OBP: 0.244, SLG: 0.220			0-0 F8		0-0 L5			0-0 L8		2 0 0 0 0 0 1																										
Mookie Wilson, S (8, PH) OBP: 0.277, SLG: 0.319										1 0 0 0 0 0 0																										
Walt Terrell, L (1, 1) OBP: 0.404, SLG: 0.442		0-0 6-3			0-0 K			0-0 F9		2 0 0 0 0 1 1																										
Rusty Staub, L (8, PH) OBP: 0.311, SLG: 0.369										1 0 0 0 0 0 0																										
Hubie Brooks, R (8, 5)										0 0 0 0 0 0 0																										
Inning Stats	R: 0 E: 0 K: 1 S: 6	H: 2 LOB: 2 BB: 0 P: 6	R: 0 E: 0 K: 1 S: 5	H: 0 LOB: 0 BB: 0 P: 5	R: 0 E: 0 K: 0 S: 2	H: 0 LOB: 0 BB: 1 P: 6	R: 0 E: 0 K: 0 S: 3	H: 0 LOB: 0 BB: 0 P: 3	R: 1 E: 0 K: 1 S: 7	H: 3 LOB: 1 BB: 0 P: 7	R: 0 E: 0 K: 0 S: 3	H: 0 LOB: 0 BB: 0 P: 3	R: 0 E: 0 K: 1 S: 6	H: 1 LOB: 1 BB: 0 P: 6	R: 0 E: 0 K: 0 S: 4	H: 1 LOB: 1 BB: 0 P: 4	R: 2 E: 0 K: 1 S: 7	H: 2 LOB: 2 BB: 0 P: 7	1B: 4 2B: 3 3B: 0 HR: 2	SF: 0 SAC: 0 DP: 0 HBP: 0	WP: 0 PA: 35															
PITCHER	IP WLS BF H R ER SO BB IBB HBP BLK WP HR S P ERA WHIP																																			
Frank Pastore, R (1, 1) ERA: 5.29	6.0	22	6	1	1	3	1	0	0	0	0	0	0	27	31	1.50	1.167																			
Bill Scherrer, L (7, 1) ERA: 2.93	0.1	1	0	0	0	0	0	0	0	0	0	0	0	1	1	0.00	0.000																			
Ben Hayes, R (7, 1) ERA: 5.52	2.2	L	11	3	2	2	2	0	0	0	0	0	0	2	15	6.75	1.125																			

Batter	1	2	3	4	5	6	7	8	9	AB R H RBI BB SO LOB	BOTTOM																									
Eddie Milner, L (1, 8) OBP: 0.348, SLG: 0.367			0-0 F7						0-0 BB	4 1 3 0 0 0 0	New York Mets @ Cincinnati Reds Riverfront Stadium, Cincinnati, OH Fri Jul 22, 1983, 7:05 PM EDT Att: 13,345 - Unknown																									
Johnny Bench, R (9, PH) OBP: 0.309, SLG: 0.415	0-0 1B 1B				0-0 CS 1B		0-0 1B		0-0 1B	1 0 1 0 0 0 0																										
Tom Foley, L (9, PR) OBP: 0.293, SLG: 0.308										0 0 0 0 0 0 0																										
Dave Concepcion, R (1, 6) OBP: 0.293, SLG: 0.276	0-0 G4-6-3 1B 1-3 1B		0-0 1B 2B		0-0 4-3		0-0 1B		0-0 BB	4 1 3 0 1 0 1																										
Cesar Cedeno, R (1, 9) OBP: 0.290, SLG: 0.347	0-0 G4-6-3 1B 1-2 3H 1B		0-0 2H 1B		0-0 F8		0-0 F9		0-3 K	5 0 2 2 0 1 4																										
Dan Driessen, L (1, 3) OBP: 0.423, SLG: 0.466	0-0 G4-6-3 1B 1-2 2-3		0-0 G3			0-0 FC6-4 1B		0-0 BB BB		3 0 1 0 1 0 3																										
Nick Esasky, R (1, 5) OBP: 0.350, SLG: 0.578	0-3 K			0-0 2B		0-0 FC6-4 WP 1B		0-3 K		4 0 1 0 0 2 3																										
Duane Walker, L (1, 7) OBP: 0.331, SLG: 0.405		0-0 CS 1B		0-0 F7		0-0 FC6-4 WP 1B		0-0 K		2 0 1 0 1 0 1																										
Gary Redus, R (8, PH) OBP: 0.357, SLG: 0.474						0-0 FC6-4 WP 1B		0-0 K		0 0 0 0 1 0 0																										
Ron Oester, S (1, 4) OBP: 0.315, SLG: 0.387		0-0 F7		0-0 1B		0-0 BB		0-0 BB		3 0 0 0 1 0 5																										
Dann Bilardello, R (1, 2) OBP: 0.268, SLG: 0.342		0-0 6-3		0-0 L4		0-0 6-3		0-0 G5-4-3 BB		4 0 0 0 0 1 2																										
Frank Pastore, R (1, 1) OBP: 0.176, SLG: 0.182			0-0 6-3		0-3 K		0-3 K		0-0 5-3	2 0 0 0 0 1 0																										
Bill Scherrer, L (7, 1) ERA: 2.93										0 0 0 0 0 0 0																										
Ben Hayes, R (7, 1) ERA: 5.52										1 0 0 0 0 1 0																										
Paul Householder, S (9, PH) OBP: 0.323, SLG: 0.374										1 0 0 0 0 0 0																										
Inning Stats	R: 1 E: 0 K: 1 S: 7	H: 3 LOB: 1 BB: 0 P: 7	R: 0 E: 0 K: 0 S: 3	H: 1 LOB: 0 BB: 0 P: 3	R: 1 E: 0 K: 0 S: 5	H: 2 LOB: 1 BB: 0 P: 5	R: 0 E: 0 K: 0 S: 3	H: 1 LOB: 1 BB: 1 P: 7	R: 0 E: 0 K: 1 S: 5	H: 1 LOB: 0 BB: 0 P: 5	R: 0 E: 0 K: 0 S: 4	H: 1 LOB: 2 BB: 1 P: 8	R: 0 E: 0 K: 2 S: 9	H: 2 LOB: 2 BB: 0 P: 9	R: 0 E: 0 K: 1 S: 4	H: 0 LOB: 1 BB: 2 P: 12	R: 0 E: 0 K: 1 S: 6	H: 1 LOB: 2 BB: 1 P: 10	1B: 10 2B: 3 3B: 0 HR: 0	SF: 0 SAC: 0 DP: 3 HBP: 0	WP: 1 PA: 39															
PITCHER	IP WLS BF H R ER SO BB IBB HBP BLK WP HR S P ERA WHIP																																			
Walt Terrell, L (1, 1) ERA: 4.0	7.0	30	11	2	2	4	1	1	0	0	0	0	0	36	44	2.57	1.714																			
Jesse Orosco, L (8, 1) ERA: 1.59	1.2	W	7	1	0	0	1	2	0	0	0	0	0	7	15	0.00	1.800																			
Doug Sisk, R (9, 1) ERA: 2.5	0.1	S	2	0	0	0	1	1	0	0	0	0	0	3	7	0.00	3.000																			

AB 33
R 3
H 9
RBI 3
BB 1
SO 5
LOB 6




Batter	1	2	3	4	5	6	7	8	9	AB	R	H	RBI	BB	SO	LOB	TOP										
Bob Bailor, R OBP: 0.293, SLG: 0.302 (1, 6)	0-0 6-3		0-0 F9	0-3 K2-3		0-0 1B		4-0 BB		4	0	1	0	1	1	3	New York Mets @ Cincinnati Reds Riverfront Stadium, Cincinnati, OH Sat Jul 23 1983, 7:05 PM EDT Att: 16,074 - Unknown 										
Mookie Wilson, S OBP: 0.278, SLG: 0.320 Carlos Diaz, R (8, 1)	0-3 K		0-0 1B		0-0 1B	0-0 F8		0-0 L6		5	0	2	0	0	1	3											
Keith Hernandez, L OBP: 0.368, SLG: 0.442 (1, 3)	4-0 BB		0-0 4-3		0-0 4-3		0-0 HR		0-0 1B	4	1	2	0	1	0	2											
George Foster, R OBP: 0.316, SLG: 0.445 (1, 7)	0-3 K			4-0 1B BB	0-0 F8		0-0 HR		0-0 G6-4-3	4	2	1	2	1	1	3											
Darryl Strawberry, L OBP: 0.300, SLG: 0.442 (1, 9)		0-3 K		0-3 K	4-0 BB		0-0 3-1		0-0 F8	4	0	0	0	1	2	1											
Ron Hodges, L OBP: 0.367, SLG: 0.240 Junior Ortiz, R OBP: 0.233, SLG: 0.211 (7, PH) (7, 2)	0-0 1-3		0-0 1B	0-0 BB 1B	0-0 1B		0-0 G4-6-3			3	0	1	0	0	0	2											
Brian Giles, R OBP: 0.318, SLG: 0.296 (1, 4)	4-0 S BB		0-0 1B	0-0 1B	0-0 1B	0-0 5-3	0-0 G4-6-3			3	0	1	0	1	0	1											
Tucker Ashford, R OBP: 0.265, SLG: 0.227 (1, 5)	0-0 1-3		0-0 1-2	4-0 1B	0-0 1B	0-0 1B		0-3 K		3	0	1	1	1	1	1											
Tom Gorman, L OBP: 0.280, SLG: 0.250 Rusty Staub, L OBP: 0.400, SLG: 0.436 Scott Holman, R OBP: 0.222, SLG: 0.222 Danny Hooper, R OBP: 0.192, SLG: 0.105 Craig Swan, R OBP: 0.192, SLG: 0.105 Mark Bradley, R OBP: 0.201, SLG: 0.277 (8, 8)			0-3 K	0-3 K		0-0 F5		0-0 F9		1	0	0	0	0	1	0											
Inning Stats	R: 0 E: 0 K: 2 S: 7	H: 0 LOB: 1 BB: 1 P: 11	R: 0 E: 0 K: 1 S: 5	H: 0 LOB: 1 BB: 1 P: 9	R: 0 E: 0 K: 1 S: 6	H: 1 LOB: 1 BB: 0 P: 6	R: 1 E: 0 K: 3 S: 11	H: 2 LOB: 2 BB: 2 P: 19	R: 0 E: 0 K: 0 S: 4	H: 1 LOB: 2 BB: 1 P: 8	R: 0 E: 0 K: 0 S: 5	H: 2 LOB: 0 BB: 0 P: 5	R: 2 E: 0 K: 0 S: 5	H: 3 LOB: 0 BB: 0 P: 5	R: 0 E: 0 K: 1 S: 5	H: 0 LOB: 1 BB: 0 P: 9		R: 0 E: 0 K: 0 S: 3	H: 1 LOB: 0 BB: 0 P: 3	1B: 8 2B: 1 3B: 0 HR: 1	SF: 0 SAC: 0 DP: 2 HBP: 0	WP: 0 PA: 41 PB: 0 SB: 1 CS: 0					
PITCHER	IP	WLS	BF	H	R	ER	SO	BB	IBB	HBP	BLK	WP	HR	S	P	ERA	WHIP										
Bruce Berenyi, R ERA: 4.07 (1, 1)	5.2	W	28	6	1	1	7	5	0	0	0	0	0	37	57	1.59	1.941										
Bill Scherrer, L ERA: 3.19 (6, 1)	0.2		5	3	2	2	0	0	0	0	0	0	1	5	5	27.00	4.500										
Ted Power, R ERA: 4.28 (7, 1)	1.2		6	1	0	0	1	1	0	0	0	0	0	7	11	0.00	1.200										
Tom Hume, R ERA: 7.11 (9, 1)	1.0		2	0	0	0	0	0	0	0	0	0	0	2	2	0.00	0.000										

Batter	1	2	3	4	5	6	7	8	9	AB	R	H	RBI	BB	SO	LOB	BOTTOM										
Eddie Milner, L OBP: 0.354, SLG: 0.377 (1, 8)	0-0 2B		0-0 5-3	0-0 1B	0-0 1B	0-0 F6		0-0 FC6-4		5	3	4	1	0	0	0	New York Mets @ Cincinnati Reds Riverfront Stadium, Cincinnati, OH Sat Jul 23 1983, 7:05 PM EDT Att: 16,074 - Unknown 										
Dave Concepcion, R OBP: 0.295, SLG: 0.278 (1, 6)	0-0 1B		0-0 5-3	0-0 1B	0-0 2B	0-3 K		0-0 FC6-4		4	0	1	2	1	1	1											
Gary Redus, R OBP: 0.356, SLG: 0.471 (1, 7)	0-0 L7		0-0 F8	0-0 1B	0-0 1B		0-0 F8			4	0	1	2	0	0	1											
Cesar Cedeno, R OBP: 0.294, SLG: 0.347 (1, 9)	0-0 F7		4-0 S	0-0 F7	0-0 1B		0-0 S		0-0 1B	3	1	1	0	1	0	3											
Dan Driessen, L OBP: 0.424, SLG: 0.461 (1, 3)	0-0 4-3		0-0 BB	0-0 F8	0-0 1B		4-0 S		0-0 1B	2	0	0	0	2	0	3											
Nick Esasky, R OBP: 0.355, SLG: 0.593 (1, 5)		0-0 SF9	0-0 F8		0-3 K		0-0 G6-4-3		0-0 1B	4	1	2	1	0	1	2											
Ron Oester, S OBP: 0.315, SLG: 0.389 (1, 4)		0-0 SF9		0-0 FC6-4	0-0 2B	0-0 F9		0-0 G6-4-3		3	1	1	1	0	0	2											
Dann Bilardello, R OBP: 0.267, SLG: 0.335 (1, 2)		0-0 6-3		4-0 FC6-4	0-0 1B	0-0 1-3		0-0 5-3		3	0	0	0	1	0	0											
Bruce Berenyi, R OBP: 0.182, SLG: 0.212 Bill Scherrer, L OBP: 0.222, SLG: 0.125 Ted Power, R Tom Hume, R (9, 1)		0-0 4-3		0-0 FC6-4	0-0 2B	0-0 6-3		0-3 K		2	1	0	0	0	0	2											
Inning Stats	R: 1 E: 0 K: 0 S: 5	H: 2 LOB: 1 BB: 0 P: 5	R: 1 E: 0 K: 0 S: 4	H: 1 LOB: 0 BB: 0 P: 4	R: 1 E: 0 K: 0 S: 4	H: 1 LOB: 2 BB: 2 P: 12	R: 3 E: 0 K: 0 S: 6	H: 3 LOB: 2 BB: 2 P: 14	R: 0 E: 0 K: 1 S: 5	H: 0 LOB: 0 BB: 0 P: 5	R: 0 E: 0 K: 1 S: 5	H: 0 LOB: 0 BB: 0 P: 5	R: 1 E: 0 K: 0 S: 4	H: 2 LOB: 1 BB: 1 P: 8	R: 0 E: 0 K: 1 S: 6	H: 1 LOB: 1 BB: 0 P: 6		1B: 6 2B: 3 3B: 1 HR: 0	SF: 1 SAC: 0 DP: 1 HBP: 0	WP: 0 PA: 38 PB: 0 SB: 3 CS: 0							
PITCHER	IP	WLS	BF	H	R	ER	SO	BB	IBB	HBP	BLK	WP	HR	S	P	ERA	WHIP										
Tom Gorman, L ERA: 6.26 (4, 1)	3.0	L	15	4	3	2	0	2	0	0	0	0	0	13	21	6.00	2.000										
Scott Holman, R ERA: 4.32 (6, 1)	2.0		11	3	3	3	1	1	1	0	0	0	0	11	19	13.50	2.000										
Craig Swan, R ERA: 4.89 (8, 1)	2.0		8	2	1	1	1	0	1	0	0	0	0	9	13	4.50	1.000										
Carlos Diaz, L ERA: 2.7 (8, 1)	1.0		4	1	0	0	1	0	0	0	0	0	0	6	6	0.00	1.000										

Batter	1	2	3	4	5	6	7	8	9	AB	R	H	RBI	BB	SO	LOB	TOP			
Bob Bailor, R OBP: 0.296, SLG: 0.306 (1, 6)	F9				L7												4 0 2 2 0 0 1			
Mookie Wilson, S OBP: 0.275, SLG: 0.317 Doug Sisk, R OBP: 0.500, SLG: 0.500 (1, 8) (8, 1)	F8		2-H 3-H 0-3 1B	K	F8			L9									4 0 0 0 0 1 3 0 0 0 0 0 0 0			
Dave Kingman, R OBP: 0.269, SLG: 0.414 (1, 3)	F8			5-3				F5									4 0 0 0 0 0 2			
George Foster, R OBP: 0.313, SLG: 0.440 (1, 7)		F7			K2-3			F8									4 0 0 0 0 1 0			
Mark Bradley, R OBP: 0.305, SLG: 0.356 (1, 9) (8, 8)	F8				F9			F2									4 0 0 0 0 0 0			
Brian Giles, R OBP: 0.321, SLG: 0.300 (1, 4)	L6							F8									4 0 2 0 0 0 0			
Tucker Ashford, R OBP: 0.264, SLG: 0.229 (1, 5)					F3			6-3									4 1 1 0 0 0 2			
Junior Ortiz, R OBP: 0.237, SLG: 0.216 (1, 2)								F9									3 1 1 0 0 1 0			
Tom Seaver, R OBP: 0.227, SLG: 0.275 Daryl Strawberry, L OBP: 0.259, SLG: 0.440 (1, 1) (8, PH) (8, 9)																	0 0 0 0 1 0 0 1 0 0 0 0 0 0			
Inning Stats	R: 0 E: 0 K: 0 S: 3	H: 0 LOB: 0 BB: 0 P: 3	R: 0 E: 0 K: 0 S: 3	H: 0 LOB: 0 BB: 0 P: 3	R: 2 E: 0 K: 1 S: 8	H: 3 LOB: 1 BB: 0 P: 8	R: 0 E: 0 K: 1 S: 6	H: 1 LOB: 1 BB: 0 P: 6	R: 0 E: 0 K: 0 S: 3	H: 0 LOB: 0 BB: 0 P: 3	R: 0 E: 0 K: 1 S: 5	H: 0 LOB: 0 BB: 0 P: 5	R: 0 E: 0 K: 0 S: 4	H: 1 LOB: 1 BB: 0 P: 4	R: 0 E: 0 K: 0 S: 4	H: 1 LOB: 1 BB: 0 P: 4	1B: 6 2B: 0 3B: 0 HR: 0	SF: 0 SAC: 1 DP: 0 HBP: 0	WP: 0 PB: 0 SB: 0 CS: 0	PA: 34
PITCHER Joe Price, L ERA: 2.88 (1, 1)	IP: 9.0 WLS: W BF: 34 H: 6 R: 2 ER: 2 SO: 3 BB: 1 IBB: 0 HBP: 0 BLK: 0 WP: 0 HR: 0 S: 39 P: 43 ERA: 2.00 WHIP: 0.778															PITCHER				

New York Mets @ Cincinnati Reds
Riverfront Stadium, Cincinnati, OH
Sun Jul 24 1983, 3:33 AM EDT
Att: 12,259 - Unknown


AB 32
R 2
H 6
RBI 2
BB 1
SO 3
LOB 8



Batter	1	2	3	4	5	6	7	8	9	AB	R	H	RBI	BB	SO	LOB	BOTTOM			
Eddie Milner, L OBP: 0.354, SLG: 0.377 (1, 8)		F9			F7			SH3-4									3 1 1 0 0 0 1			
Dave Concepcion, R OBP: 0.302, SLG: 0.283 (1, 6)																	2 2 2 0 2 0 0			
Gary Redus, R OBP: 0.354, SLG: 0.467 (1, 7)																	4 1 1 1 0 2 4			
Dan Driessen, L OBP: 0.417, SLG: 0.454 (1, 3)																	3 0 0 1 0 1 4			
Cesar Cedeno, R OBP: 0.293, SLG: 0.345 (1, 9)																	4 0 1 2 0 1 0			
Nick Esasky, R OBP: 0.344, SLG: 0.573 (1, 5)																	4 0 0 0 0 2 1			
Ron Oester, S OBP: 0.316, SLG: 0.389 (1, 4)																	3 0 1 0 1 0 0			
Dann Bilardello, R OBP: 0.261, SLG: 0.327 (1, 2)																	4 0 0 0 0 0 3			
Joe Price, R OBP: 0.167, SLG: 0.103 (1, 1)																	2 0 1 0 1 0 0			
Inning Stats	R: 3 E: 1 K: 1 S: 9	H: 4 LOB: 2 BB: 1 P: 13	R: 0 E: 0 K: 1 S: 5	H: 0 LOB: 1 BB: 1 P: 9	R: 0 E: 0 K: 1 S: 5	H: 0 LOB: 0 BB: 0 P: 5	R: 0 E: 0 K: 0 S: 4	H: 1 LOB: 1 BB: 0 P: 4	R: 1 E: 0 K: 1 S: 6	H: 1 LOB: 0 BB: 0 P: 6	R: 0 E: 0 K: 1 S: 5	H: 0 LOB: 0 BB: 0 P: 5	R: 0 E: 0 K: 0 S: 3	H: 0 LOB: 2 BB: 2 P: 11	R: 0 E: 0 K: 1 S: 6	H: 1 LOB: 1 BB: 0 P: 6	1B: 7 2B: 0 3B: 0 HR: 0	SF: 1 SAC: 1 DP: 0 HBP: 0	WP: 0 PB: 0 SB: 1 CS: 0	PA: 35
PITCHER Tom Seaver, R ERA: 3.85 Doug Sisk, R ERA: 2.47 (1, 1) (8, 1)	IP: 7.0 WLS: L BF: 31 H: 6 R: 4 ER: 3 SO: 5 BB: 3 IBB: 1 HBP: 0 BLK: 0 WP: 0 HR: 0 S: 37 P: 53 ERA: 3.86 WHIP: 1.286															PITCHER				

New York Mets @ Cincinnati Reds
Riverfront Stadium, Cincinnati, OH
Sun Jul 24 1983, 3:33 AM EDT
Att: 12,259 - Unknown

AB 29
R 4
H 7
RBI 4
BB 4
SO 6
LOB 13



Batter	1	2	3	4	5	6	7	8	9	AB	R	H	RBI	BB	SO	LOB	TOP					
Brett Butler, L OBP: 0.360, SLG: 0.420 (1, 7)	F9		BLK 1B		F8		F7	IBB		4	0	1	0	1	0	1	Atlanta Braves @ New York Mets Shea Stadium, Flushing, NY Mon Jul 25 1983, 7:05 PM EDT Att: 12,191 - Unknown					
Rafael Ramirez, R OBP: 0.336, SLG: 0.356 (1, 6)	1B		L6		FC4-6 1B 1-2		CS 1B	FC5 2-3		5	1	2	0	0	0	5						
Claudell Washington, L OBP: 0.324, SLG: 0.415 (1, 9)	F7			K	1B		4-3		4-3	5	0	1	0	0	1	2						
Dale Murphy, R OBP: 0.407, SLG: 0.549 (1, 8)	F7			BB S 1B	FC6-4 1B			E6 5-3 1B 2B	K	5	1	2	1	0	1	1						
Bob Horner, R OBP: 0.393, SLG: 0.545 (1, 5)		K		K	FC6-4			K	5-3	5	0	0	0	0	3	4						
Chris Chambliss, L OBP: 0.390, SLG: 0.530 (1, 3)	F8			BB IBB			3-1	5-3 1B		3	1	1	0	1	0	0						
Glenn Hubbard, R OBP: 0.337, SLG: 0.404 (1, 4)	F7			FC5-4 BB			F4	5-3		3	0	0	0	1	0	2						
Bruce Benedict, R OBP: 0.366, SLG: 0.337 (1, 2)			6-3	FC5-4			F9	2B IBB		3	0	0	0	1	0	3						
Phil Niekro, R OBP: 0.265, SLG: 0.189 (7, PH) Mike Carrozzini, L OBP: 0.285, SLG: 0.370 (7, 1) Donnie Moore, R OBP: 0.271, SLG: 0.370 (6, PH) Bill Paschold, S OBP: 0.245, SLG: 0.300 (8, PH) Terry Harper, R OBP: 0.245, SLG: 0.300 (8, 1) Terry Forster, L OBP: 0.270, SLG: 1.100 (8, 1) Steve Bedrosian, R OBP: 0.272, SLG: 0.417 (9, 1)			5-3		FC4-6 1B			HR	FC5 1-3 2-H	2	0	1	0	0	0	0						
Inning Stats	R: 0 E: 0 K: 0 S: 4	H: 1 LOB: 1 BB: 0 P: 4	R: 0 E: 0 K: 1 S: 5	H: 0 LOB: 0 BB: 0 P: 5	R: 0 E: 0 K: 0 S: 4	H: 1 LOB: 1 BB: 0 P: 4	R: 0 E: 0 K: 2 S: 8	H: 1 LOB: 3 BB: 2 P: 16	R: 1 E: 0 K: 0 S: 6	H: 3 LOB: 2 BB: 0 P: 6	R: 0 E: 0 K: 0 S: 3	H: 0 LOB: 0 BB: 0 P: 3	R: 1 E: 0 K: 0 S: 4	H: 2 LOB: 0 BB: 0 P: 4	R: 2 E: 1 K: 1 S: 8	H: 2 LOB: 3 BB: 2 P: 16	R: 0 E: 0 K: 1 S: 5	H: 0 LOB: 0 BB: 0 P: 5	1B: 8 2B: 1 3B: 0 HR: 1	SF: 0 SAC: 0 DP: 0 HBP: 0	WP: 0 PB: 0 SB: 1 CS: 1	PA: 41
PITCHER	IP	WLS	BF	H	R	ER	SO	BB	IBB	HBP	BLK	WP	HR	S	P	ERA	WHIP					
Ed Lynch, R ERA: 3.67 (1, 1)	7.2		36	10	4	2	4	1	2	0	1	0	1	41	53	2.35	1.435					
Doug Sisk, R ERA: 2.42 (8, 1)	1.1	W	5	0	0	0	1	0	1	0	0	0	0	6	10	0.00	0.000					

livebaseballscorecards.com

AB 37
R 4
H 10
RBI 4
BB 4
SO 5
LOB 18



Batter	1	2	3	4	5	6	7	8	9	AB	R	H	RBI	BB	SO	LOB	BOTTOM					
Mookie Wilson, S OBP: 0.275, SLG: 0.315 (1, 8)	K		BLK 1B		F8		1-3		K	5	0	1	0	0	2	3	Atlanta Braves @ New York Mets Shea Stadium, Flushing, NY Mon Jul 25 1983, 7:05 PM EDT Att: 12,191 - Unknown					
Hubie Brooks, R OBP: 0.315, SLG: 0.372 (1, 5)	G3 1B		F8			CS 1B	F9	1-3 2-H 1B	1B	5	1	3	1	0	0	2						
Keith Hernandez, L OBP: 0.370, SLG: 0.443 (1, 3)	G3		BB			BB SF9 1B		G3	1-2 3-H 1B	4	2	2	1	1	0	1						
George Foster, R OBP: 0.314, SLG: 0.441 (1, 7)	K		K			BB 1B		5-3	1-3 2-H 2B	4	0	1	2	1	2	3						
Darryl Strawberry, L OBP: 0.302, SLG: 0.438 (1, 9)		F2		K		BB 1B		FC6-4 1B		3	0	1	0	1	1	0						
Bob Bailor, R OBP: 0.300, SLG: 0.309 (1, 6)				6-3		SF9		FC6-4		2	0	1	0	0	0	0						
Rusty Staub, L OBP: 0.396, SLG: 0.436 (6, PH)						3-H		FC6-4		0	0	0	1	0	0	0						
José Oquendo, S OBP: 0.292, SLG: 0.261 (7, 6)		FC5-4 1B						1-2		1	0	0	0	0	0	1						
Brian Giles, R OBP: 0.318, SLG: 0.297 (1, 4)		FC5-4		K						2	0	0	0	0	1	1						
Danny Heep, L OBP: 0.350, SLG: 0.422 (6, PH)		FC5-4 S								1	0	0	0	0	1	2						
Tucker Ashford, R OBP: 0.259, SLG: 0.224 (7, 4)		1-2								1	0	0	0	0	0	0						
Junior Ortiz, R OBP: 0.250, SLG: 0.231 (1, 2)		K			6-3				4-3 1B 1B	4	1	2	0	0	1	1						
Ed Lynch, R OBP: 0.171, SLG: 0.147 (1, 1)										3	0	0	0	0	2	1						
Doug Sisk, R OBP: 0.500, SLG: 0.500 (8, 1)										0	0	0	0	0	0	0						
Dave Kingman, R OBP: 0.272, SLG: 0.417 (9, PH)									1B 1B 1B	1	1	1	0	0	0	0						
Inning Stats	R: 0 E: 0 K: 2 S: 8	H: 1 LOB: 1 BB: 0 P: 8	R: 0 E: 0 K: 1 S: 6	H: 1 LOB: 0 BB: 0 P: 6	R: 0 E: 0 K: 1 S: 6	H: 1 LOB: 2 BB: 1 P: 10	R: 0 E: 0 K: 2 S: 7	H: 0 LOB: 0 BB: 0 P: 7	R: 0 E: 0 K: 1 S: 5	H: 0 LOB: 0 BB: 0 P: 5	R: 1 E: 0 K: 0 S: 6	H: 2 LOB: 2 BB: 2 P: 14	R: 0 E: 0 K: 1 S: 6	H: 1 LOB: 1 BB: 0 P: 6	R: 0 E: 0 K: 0 S: 4	H: 1 LOB: 1 BB: 0 P: 4	R: 4 E: 0 K: 1 S: 9	H: 5 LOB: 1 BB: 0 P: 9	1B: 11 2B: 1 3B: 0 HR: 0	SF: 1 SAC: 0 DP: 0 HBP: 0	WP: 0 PB: 0 SB: 1 CS: 1	PA: 40
PITCHER	IP	WLS	BF	H	R	ER	SO	BB	IBB	HBP	BLK	WP	HR	S	P	ERA	WHIP					
Phil Niekro, R ERA: 4.22 (1, 1)	6.0		25	5	1	1	8	3	0	0	1	0	0	6	6	1.50	1.333					
Donnie Moore, R ERA: 3.2 (7, 1)	1.0		4	1	0	0	1	0	0	0	0	0	0	6	6	0.00	1.000					
Terry Forster, L ERA: 2.45 (8, 1)	1.1		6	2	1	1	0	0	0	0	0	0	0	6	6	6.75	1.500					
Steve Bedrosian, R ERA: 3.16 (9, 1)	0.1	L	5	4	3	3	1	0	0	0	0	0	0	7	7	81.00	12.000					



Batter	1	2	3	4	5	6	7	8	9	10	AB	R	H	RBI	BB	SO	LOB				
Brett Butler, L OBP: 0.355, SLG: 0.414 (1, 7)	F5			F8		FC6-4		FC4		FC6-4	5	0	0	0	0	0	5				
Rafael Ramirez, R OBP: 0.333, SLG: 0.353 (1, 6)	4-3			6-3		5-3		FC3-6			4	0	0	0	0	0	3				
Claudell Washington, L OBP: 0.323, SLG: 0.422 (1, 9)	K			HR		1-3				L9	4	1	1	1	0	1	1				
Dale Murphy, R OBP: 0.403, SLG: 0.543 (1, 8)		F7		5-3						5-3	4	0	0	0	0	0	0				
Bob Horner, R OBP: 0.352, SLG: 0.541 (1, 5)		F8				F6				5-3	4	0	1	0	0	0	0				
Chris Chambliss, L OBP: 0.385, SLG: 0.523 (1, 3)		F9				F8					4	0	0	0	0	0	1				
Glenn Hubbard, R OBP: 0.341, SLG: 0.404 (1, 4)			K								2	0	1	0	2	1	0				
Biff Pocoroba, S OBP: 0.355, SLG: 0.478 (8, PR)			F7			6-3					3	0	0	0	0	0	2				
Terry Harper, R OBP: 0.343, SLG: 0.399 (8, 2)								FC2-6		4-3	0	0	0	0	0	0	0				
Bruce Benedict, R OBP: 0.367, SLG: 0.336 (8, 2)								FC4			1	0	0	0	0	0	1				
Rick Camp, R OBP: 0.088, SLG: 0.063 (8, PH)											1	0	0	0	0	1	0				
Mike Jorgensen, L OBP: 0.256, SLG: 0.370 (8, 1)			K								0	0	0	0	1	0	0				
Steve Bedrosian, R OBP: 0.452, SLG: 0.575 (10, PH)											0	0	0	0	0	0	0				
Bob Watson, R OBP: 0.167, SLG: 0.063 (10, 1)											1	0	1	0	0	0	0				
Ken Dayley, L OBP: 0.167, SLG: 0.063 (10, 1)											0	0	0	0	0	0	0				
Inning Stats	R: 0 E: 0 K: 1 S: 5	H: 0 LOB: 0 BB: 0 P: 5	R: 0 E: 0 K: 0 S: 3	H: 0 LOB: 0 BB: 0 P: 3	R: 0 E: 0 K: 2 S: 7	H: 0 LOB: 0 BB: 0 P: 7	R: 1 E: 0 K: 0 S: 4	H: 1 LOB: 0 BB: 0 P: 4	R: 0 E: 0 K: 0 S: 3	H: 1 LOB: 0 BB: 0 P: 3	R: 0 E: 0 K: 0 S: 3	H: 0 LOB: 0 BB: 0 P: 3	R: 0 E: 0 K: 0 S: 4	H: 1 LOB: 2 BB: 1 P: 8	R: 0 E: 0 K: 1 S: 4	H: 1 LOB: 0 BB: 0 P: 3	1B: 3 2B: 0 3B: 0 HR: 1	SF: 0 SAC: 0 DP: 0 HBP: 1	WP: 0 PB: 0 SB: 1 CS: 1	PA: 37	
PITCHER	IP 10.0	WLS W	BF 37	H 4	R 1	ER 1	SO 3	BB 3	IBB 0	HBP 1	BLK 0	WP 0	HR 1	S 39	P 52	ERA 0.90	WHIP 0.700				

Atlanta Braves @ New York Mets
Shea Stadium, Flushing, NY
Tue Jul 26 1983, 7:05 PM EDT
Att: 13,380 - Unknown

livebaseballscores.com

AB	33
R	1
H	4
RBI	1
BB	3
SO	3
LOB	13

Braves

Batter	1	2	3	4	5	6	7	8	9	10	AB	R	H	RBI	BB	SO	LOB				
Mookie Wilson, S OBP: 0.278, SLG: 0.325 (1, 8)	4-3										4	1	2	1	0	0	0				
Hubie Brooks, R OBP: 0.314, SLG: 0.369 (1, 5)											3	0	0	0	1	2	2				
Keith Hernandez, L OBP: 0.369, SLG: 0.439 (1, 3)											3	0	0	0	1	0	2				
George Foster, R OBP: 0.311, SLG: 0.436 (1, 7)											4	0	0	0	0	1	2				
Daryl Strawberry, L OBP: 0.395, SLG: 0.434 (1, 9)											2	1	0	0	2	1	3				
Bob Bailor, R OBP: 0.304, SLG: 0.313 (10, 4)											4	0	2	1	0	0	1				
Brian Giles, R OBP: 0.315, SLG: 0.294 (9, PH)											3	0	0	0	0	0	3				
Danny Heep, L OBP: 0.354, SLG: 0.426 (10, 6)											1	0	1	0	0	0	0				
Jose Oquendo, S OBP: 0.282, SLG: 0.261 (10, 2)											0	0	0	0	0	0	0				
Junior Ortiz, R OBP: 0.241, SLG: 0.222 (9, PH)											3	0	0	0	0	0	0				
Rusty Staub, L OBP: 0.391, SLG: 0.430 (10, 2)											1	0	0	0	0	0	1				
Ron Hodges, L OBP: 0.367, SLG: 0.240 (10, 1)											0	0	0	0	0	0	0				
Mike Torrez, R OBP: 0.077, SLG: 0.053 (10, PH)											3	0	0	0	0	1	0				
Dave Kingman, R OBP: 0.270, SLG: 0.415 (10, PH)											1	0	0	0	0	1	0				
Inning Stats	R: 0 E: 1 K: 0 S: 4	H: 1 LOB: 0 BB: 0 P: 8	R: 0 E: 0 K: 0 S: 3	H: 1 LOB: 0 BB: 0 P: 3	R: 0 E: 0 K: 2 S: 8	H: 1 LOB: 1 BB: 0 P: 8	R: 0 E: 0 K: 1 S: 5	H: 0 LOB: 1 BB: 1 P: 9	R: 1 E: 0 K: 0 S: 4	H: 0 LOB: 0 BB: 0 P: 3	R: 0 E: 0 K: 1 S: 5	H: 0 LOB: 1 BB: 1 P: 9	R: 0 E: 0 K: 0 S: 3	H: 1 LOB: 0 BB: 0 P: 3	R: 1 E: 0 K: 1 S: 4	H: 1 LOB: 0 BB: 0 P: 4	1B: 4 2B: 1 3B: 0 HR: 1	SF: 0 SAC: 0 DP: 2 HBP: 1	WP: 0 PB: 0 SB: 3 CS: 0	PA: 37	
PITCHER	IP 7.0	WLS 2	BF 28	H 3	R 1	ER 0	SO 4	BB 3	IBB 0	HBP 0	BLK 0	WP 0	HR 0	S 32	P 45	ERA 1.29	WHIP 0.857				

Atlanta Braves @ New York Mets
Shea Stadium, Flushing, NY
Tue Jul 26 1983, 7:05 PM EDT
Att: 13,380 - Unknown

livebaseballscores.com

AB	32
R	2
H	5
RBI	2
BB	4
SO	6
LOB	14

Mets

Batter	1	2	3	4	5	6	7	8	9	AB	R	H	RBI	BB	SO	LOB	TOP					
Brett Butler, L OBP: 0.355, SLG: 0.413 (1, 8)	0-3 K		0-0 1B		0-0 SH2-3	0-0 F7		4-0 1B E IBB		3	0	1	0	0	1	2	Atlanta Braves @ New York Mets Shea Stadium, Flushing, NY Wed Jul 27 1983, 3:33 AM EDT Att: 12,455 - Unknown					
Bob Watson, R OBP: 0.459, SLG: 0.575 (8, PH)										0	1	0	0	1	0	0						
Terry Forster, L OBP: 0.750, SLG: 1.000 (8, 1)										0	0	0	0	0	0	0						
Rafael Ramirez, R OBP: 0.333, SLG: 0.353 (1, 6)	0-0 F9		0-0 1B		0-0 F5		0-0 L1	0-0 E8 FC5 1B		5	0	2	2	0	0	2						
Claudell Washington, L OBP: 0.330, SLG: 0.421 (1, 9)	4-0 S BB		0-0 L5		4-0 1B IBB		4-0 CS BB	4-0 BB		1	0	0	0	4	0	2						
Bob Horner, R OBP: 0.389, SLG: 0.536 (1, 5)	0-0 5-3			0-3 K	0-0 FC6-4 1B		0-0 F3	0-0 FC5		5	0	1	2	0	1	4						
Chris Chambliss, L OBP: 0.383, SLG: 0.516 (1, 3)		4-0 FC5-4 BB		0-0 F7	0-0 FC6-4			0-0 4-3	0-3 K	4	0	0	0	1	1	2						
Mike Jorgensen, L OBP: 0.316, SLG: 0.375 (1, 7)		0-0 F8		0-0 1B		4-0 FC3-5 1B BB		4-0 BB 2B BB	0-0 F9	2	0	1	0	1	0	1						
Dale Murphy, R OBP: 0.403, SLG: 0.542 (7, 8)										1	1	0	0	1	0	0						
Glenn Hubbard, R OBP: 0.342, SLG: 0.402 (1, 4)		0-0 FC5-4 CS		0-0 4-3		0-0 F8		4-0 2B 1B BB	0-0 1B	4	1	1	0	1	0	3						
Bruce Benedict, R OBP: 0.370, SLG: 0.344 (1, 2)		0-0 CS	0-0 5-3		0-0 SH2-3 1B BB	0-0 WP FC3-5 1B		0-0 1B 2B	0-0 1-6-3	5	2	3	1	0	0	1						
Craig McMurtry, R OBP: 0.125, SLG: 0.067 (1, 1)			0-3 K		4-0 SH2-3 1B BB	0-0 FC3-5 WP		0-0 F8		2	1	0	0	1	1	2						
Biff Pocoroba, S OBP: 0.355, SLG: 0.478 (8, PH)										0	0	0	0	0	0	0						
Terry Harper, R OBP: 0.341, SLG: 0.396 (8, 7)										1	0	0	0	0	0	2						
Inning Stats	R: 0 E: 0 K: 1 S: 5	H: 0 LOB: 1 BB: 1 P: 9	R: 0 E: 0 K: 0 S: 2	H: 0 LOB: 0 BB: 1 P: 6	R: 0 E: 0 K: 1 S: 7	H: 2 LOB: 2 BB: 0 P: 7	R: 0 E: 0 K: 1 S: 6	H: 1 LOB: 1 BB: 0 P: 6	R: 2 E: 0 K: 0 S: 5	H: 2 LOB: 2 BB: 2 P: 13	R: 0 E: 0 K: 0 S: 4	H: 1 LOB: 2 BB: 1 P: 8	R: 0 E: 0 K: 0 S: 2	H: 0 LOB: 0 BB: 1 P: 6	R: 4 E: 1 K: 0 S: 5	H: 2 LOB: 2 BB: 4 P: 21	R: 0 E: 0 K: 1 S: 6	H: 1 LOB: 1 BB: 0 P: 6	1B: 8 2B: 1 3B: 0 HR: 0	SF: 0 SAC: 1 DP: 0 HBP: 0	WP: 1 PB: 0 SB: 1 CS: 2	PA: 45
PITCHER	IP	WLS	BF	H	R	ER	SO	BB	IBB	HBP	BLK	WP	HR	S	P	ERA	WHIP					
Walt Terrell, R ERA: 3.91	5.2		27	6	2	2	3	4	1	0	0	0	0	28	48	3.18	1.765					
Jesse Orosco, L ERA: 1.55	1.1	L	4	0	0	0	0	1	0	0	0	1	0	3	7	0.00	0.750					
Doug Sisk, R ERA: 2.79	0.1	L	4	1	3	3	0	2	0	0	0	0	0	2	10	81.00	9.000					
Carlos Diaz, L ERA: 2.88	0.1		4	1	1	0	0	1	1	0	0	0	0	2	10	0.00	6.000					
Scott Holman, R ERA: 4.3	0.1		1	0	0	0	0	0	0	0	0	0	0	1	1	0.00	0.000					

AB 33
R 6
H 9
RBI 5
BB 10
SO 4
LOB 21



Batter	1	2	3	4	5	6	7	8	9	AB	R	H	RBI	BB	SO	LOB	BOTTOM				
Mookie Wilson, S OBP: 0.282, SLG: 0.336 (1, 8)	0-0 4-3		0-0 F6			0-0 1B			0-0 1B	5	1	3	3	0	0	0	Atlanta Braves @ New York Mets Shea Stadium, Flushing, NY Wed Jul 27 1983, 3:33 AM EDT Att: 12,455 - Unknown				
Hubie Brooks, R OBP: 0.313, SLG: 0.367 (1, 5)	0-0 6-3		0-3 K			0-0 1B	1-1 2H HR		0-3 K	5	0	1	0	0	2	2					
Keith Hernandez, L OBP: 0.366, SLG: 0.434 (1, 3)	0-0 4-3			0-0 4-3		0-0 F7		0-0 F8		4	0	0	0	0	0	2					
George Foster, R OBP: 0.313, SLG: 0.435 (1, 7)		4-0 1B BB		0-0 F9		0-0 F4		0-0 HBP 1B		3	0	1	0	1	0	2					
Darryl Strawberry, L OBP: 0.304, SLG: 0.429 (1, 9)		0-0 F7		0-3 K		0-0 4-3		1-0 HBP		3	0	0	0	0	1	3					
Bob Bailor, R OBP: 0.303, SLG: 0.311 (8, 6)		0-0 1B			0-0 6-3		0-0 4-3	0-0 F9		4	0	1	0	0	0	2					
José Cuenco, S OBP: 0.276, SLG: 0.258 (7, PH)										2	0	0	0	0	1	2					
Danny Heep, R OBP: 0.268, SLG: 0.436 (8, 1)										0	0	0	0	0	0	0					
Doug Sisk, R OBP: 0.269, SLG: 0.500 (8, 1)										0	0	0	0	0	0	0					
Carlos Diaz, L OBP: 0.222, SLG: 0.222 (8, PH)										0	0	0	0	0	0	0					
Scott Holman, R OBP: 0.222, SLG: 0.222 (8, PH)										1	0	0	0	0	1	2					
Dave Kingman, R OBP: 0.258, SLG: 0.413 (8, 1)										0	0	0	0	0	0	0					
Ron Hodges, L OBP: 0.367, SLG: 0.241 (1, 2)		0-0 4-3			0-0 1B		0-0 6-3		0-3 K	3	0	1	0	0	0	3					
Junior Ortiz, R OBP: 0.238, SLG: 0.220 (9, PH)										1	0	0	0	0	1	0					
Walt Terrell, L (1, 1)										2	0	0	0	0	0	1					
Jesse Orosco, R OBP: 0.222, SLG: 0.222 (6, 1)										0	0	0	0	0	0	0					
Rusty Staub, L OBP: 0.398, SLG: 0.430 (7, PH)										0	0	0	0	1	0	0					
Brian Giles, R OBP: 0.314, SLG: 0.293 (7, FR)										1	1	0	0	0	0	0					
Inning Stats	R: 0 E: 0 K: 0 S: 3	H: 0 LOB: 0 BB: 0 P: 3	R: 0 E: 0 K: 0 S: 4	H: 1 LOB: 2 BB: 1 P: 8	R: 0 E: 0 K: 1 S: 5	H: 0 LOB: 0 BB: 0 P: 5	R: 0 E: 0 K: 1 S: 5	H: 0 LOB: 0 BB: 0 P: 5	R: 0 E: 0 K: 0 S: 5	H: 2 LOB: 2 BB: 0 P: 5	R: 3 E: 0 K: 0 S: 5	H: 2 LOB: 1 BB: 1 P: 9	R: 0 E: 0 K: 1 S: 6	H: 1 LOB: 1 BB: 0 P: 7	R: 0 E: 0 K: 2 S: 8	H: 1 LOB: 1 BB: 0 P: 8	1B: 6 2B: 1 3B: 0 HR: 1	SF: 0 SAC: 0 DP: 0 HBP: 1	WP: 0 PB: 0 SB: 0 CS: 0	PA: 38	
PITCHER	IP	WLS	BF	H	R	ER	SO	BB	IBB	HBP	BLK	WP	HR	S	P	ERA	WHIP				
Craig McMurtry, R ERA: 3.11	7.0		29	6	3	3	3	2	0	0	0	0	0	14	15	0.00	1.143				
Terry Forster, L ERA: 2.35	2.0	S	9	2	0	0	3	0	0	1	0	0	0	14	15	0.00	1.000				



Batter	1	2	3	4	5	6	7	8	9	AB	R	H	RBI	BB	SO	LOB	TOP										
Marvell Wynne, L (1, 8) OBP: 0.327, SLG: 0.399	4-0 1B G5-4-3 BB	0-0 E3 1B 2B		0-0 4-3			0-0 1B 1B		0-0 5-3	4	3	2	0	1	0	0											
Johnny Ray, S (1, 4) OBP: 0.335, SLG: 0.432	0-0 1B G5-4-3	0-0 5-3		0-0 5-3			0-0 F3 1-2		0-0 3-1	5	0	1	0	0	0	2											
Bill Madlock, R (1, 5) OBP: 0.390, SLG: 0.467	0-0 G5-4-3 1-2 3-H	0-0 1B		0-0 F7			0-0 F9			4	0	1	1	0	0	2											
Jason Thompson, L (1, 3) OBP: 0.404, SLG: 0.450	0-0 2B 1B						0-0 1B L3		0-0 1B 2H	4	1	3	1	0	1	1											
Dave Parker, L (1, 9) OBP: 0.313, SLG: 0.412	0-0 2B 1-3			0-0 E3 S			0-0 L3 1-2		0-3 K	4	1	1	0	0	1	2											
Mike Easter, L (1, 7) OBP: 0.375, SLG: 0.464	0-0 2B 2H 3-H			0-3 K 1-2			0-3 K		0-3 K	4	0	1	2	0	3	1											
Tony Peña, R (1, 2) OBP: 0.320, SLG: 0.381	0-0 L9			0-3 K			0-0 5-3		0-0 6-3	4	0	0	0	0	1	2											
Dale Berra, R (1, 6) OBP: 0.323, SLG: 0.372				0-3 K			0-0 F9		0-0 F7	3	0	0	0	1	1	0											
Larry McWilliams, L (1, 1) OBP: 0.145, SLG: 0.148				0-0 IBB			0-0 3-1			4	1	1	0	0	2	2											
Kent Tekulve, R (9, 1)										0	0	0	0	0	0	0											
Rod Scurrey, L (9, 1)				2B E 1B						0	0	0	0	0	0	0											
Inning Stats	R: 3 E: 0 K: 0 S: 6	H: 4 LOB: 1 BB: 1 P: 10	R: 2 E: 1 K: 2 S: 10	H: 3 LOB: 1 BB: 0 P: 10	R: 0 E: 1 K: 3 S: 10	H: 0 LOB: 2 BB: 1 P: 14	R: 0 E: 0 K: 0 S: 3	H: 0 LOB: 0 BB: 0 P: 3	R: 0 E: 0 K: 1 S: 5	H: 1 LOB: 0 BB: 0 P: 5	R: 0 E: 0 K: 0 S: 3	H: 0 LOB: 0 BB: 0 P: 3	R: 1 E: 0 K: 1 S: 7	H: 2 LOB: 1 BB: 0 P: 7	R: 0 E: 0 K: 1 S: 5	H: 0 LOB: 0 BB: 0 P: 5	R: 0 E: 0 K: 1 S: 5	H: 0 LOB: 0 BB: 0 P: 5	1B: 7 2B: 4 3B: 0 HR: 0	SF: 0 SAC: 0 DP: 2 HBP: 0	WP: 0 PB: 0 CS: 0	PA: 38					
PITCHER	IP	WLS	BF	H	R	ER	SO	BB	IBB	HBP	BLK	WP	HR	S	P	ERA	WHIP										
Craig Swan, R (1, 1) ERA: 5.43	1.1	L	10	6	5	5	1	1	0	0	0	0	0	11	15	33.75	5.250										
Carlos Diaz, L (2, 1) ERA: 2.49	3.2		14	2	0	0	5	0	1	0	0	0	0	23	27	0.00	0.545										
Tom Gorman, L (6, 1) ERA: 5.88	2.0		8	2	1	1	1	0	0	0	0	0	0	10	10	4.50	1.000										
Scott Holman, R (8, 1) ERA: 4.17	2.0		6	0	0	0	2	0	0	0	0	0	0	10	10	0.00	0.000										

Pittsburgh Pirates @ New York Mets
Shea Stadium, Flushing, NY
Thu Jul 28 1983, 7:05 PM EDT
Att: 12,233 - Unknown

AB 36
R 6
H 10
RBI 4
BB 2
SO 9
LOB 12



Batter	1	2	3	4	5	6	7	8	9	AB	R	H	RBI	BB	SO	LOB	BOTTOM										
Mookie Wilson, S (1, 8) OBP: 0.286, SLG: 0.337	0-0 FC5-4 1B		4-0 1B BB		0-0 1B G4-6-3		0-0 F8		0-0 FC6-4 1-2	4	0	2	0	1	0	4											
Hubie Brooks, R (1, 5) OBP: 0.312, SLG: 0.365	0-3 K		0-0 1B 1-3 2-H		0-0 G4-6-3 1-2 2-3				0-0 6-3	4	0	1	1	0	1	3											
Keith Hernandez, L (1, 3) OBP: 0.362, SLG: 0.429	0-0 F6		0-3 K		0-3 K 3-H				0-0 6-3	4	0	0	0	0	2	3											
George Foster, R (1, 7) OBP: 0.309, SLG: 0.430	0-0 FC5-4 1-2		0-3 K				0-0 F3		0-3 K	4	0	0	0	0	2	3											
Dave Kingman, R (1, 9) OBP: 0.269, SLG: 0.410			0-0 5-3		0-0 F6		0-3 K		0-0 BB E 1B	4	0	1	0	0	1	0											
Bob Bailor, R (1, 4) OBP: 0.302, SLG: 0.310			0-3 K		0-0 4-3 1B		0-0 6-3		0-0 E4 BB	4	0	1	0	0	1	1											
Junior Ortiz, R (1, 2) OBP: 0.241, SLG: 0.224			0-0 6-3		0-0 4-3				0-0 F8	3	0	1	0	0	0	1											
Danny Heep, L (9, PH) OBP: 0.356, SLG: 0.433					1-2 4-3				0-0 F8	1	0	0	0	0	0	2											
José Oquendo, S (1, 6) OBP: 0.280, SLG: 0.259									4-0 FC6-4	3	1	1	0	0	0	2											
Rusty Staub, L (9, PH) OBP: 0.404, SLG: 0.430									1-2 2-3 BB	0	0	0	0	1	0	0											
Brian Giles, R (9, FR) OBP: 0.314, SLG: 0.293					SH3-4 1B				0-0 FC6-4	0	0	0	0	0	0	0											
Craig Swan, R (1, 1) OBP: 0.105, SLG: 0.105									0-3 K	0	0	0	0	0	0	0											
Carlos Diaz, R (2, 1) ERA: 2.99									0-0 K	0	0	0	0	0	0	0											
Tucker Ashford, R (5, PH) OBP: 0.276, SLG: 0.240									0-0 K	0	0	0	0	0	0	0											
Tom Gorman, L (6, 1) OBP: 0.307, SLG: 0.351									0-0 K	0	0	0	0	0	0	0											
Mark Bradley, R (7, PH) OBP: 0.322, SLG: 0.222									0-0 K	0	0	0	0	0	0	0											
Scott Holman, R (8, 1) OBP: 0.322, SLG: 0.427									0-0 K	0	0	0	0	0	0	0											
Darryl Strawberry, L (9, PH) OBP: 0.303, SLG: 0.327									0-0 K	0	0	0	0	0	0	0											
Inning Stats	R: 0 E: 0 K: 1 S: 6	H: 1 LOB: 1 BB: 0 P: 6	R: 0 E: 0 K: 1 S: 5	H: 0 LOB: 0 BB: 0 P: 5	R: 1 E: 0 K: 2 S: 9	H: 2 LOB: 2 BB: 1 P: 13	R: 0 E: 0 K: 0 S: 4	H: 1 LOB: 1 BB: 0 P: 4	R: 1 E: 0 K: 1 S: 6	H: 2 LOB: 0 BB: 0 P: 6	R: 0 E: 0 K: 1 S: 5	H: 0 LOB: 0 BB: 0 P: 5	R: 0 E: 0 K: 1 S: 4	H: 1 LOB: 1 BB: 0 P: 4	R: 0 E: 0 K: 1 S: 5	H: 0 LOB: 0 BB: 0 P: 5	R: 0 E: 1 K: 1 S: 7	H: 1 LOB: 3 BB: 1 P: 11	1B: 8 2B: 0 3B: 0 HR: 0	SF: 0 SAC: 1 DP: 1 HBP: 0	WP: 1 PB: 0 CS: 0	PA: 37					
PITCHER	IP	WLS	BF	H	R	ER	SO	BB	IBB	HBP	BLK	WP	HR	S	P	ERA	WHIP										
Larry McWilliams, L (1, 1) ERA: 1.82	8.0	W	32	8	2	2	7	1	0	0	0	1	0	45	49	2.25	1.125										
Kent Tekulve, R (9, 1)	0.1		3	0	0	0	0	1	0	0	0	0	0	2	6	0.00	3.000										
Rod Scurrey, L (9, 1) ERA: 5.16	0.2	S	2	0	0	0	1	0	0	0	0	0	0	4	4	0.00	0.000										

Pittsburgh Pirates @ New York Mets
Shea Stadium, Flushing, NY
Thu Jul 28 1983, 7:05 PM EDT
Att: 12,233 - Unknown


AB 34
R 2
H 8
RBI 1
BB 2
SO 8
LOB 23



Batter	1	2	3	4	5	6	7	8	9	AB	R	H	RBI	BB	SO	LOB	TOP			
Marvell Wynne, L (1,8) OBP: 0.320, SLG: 0.389	F7		3-1			F7		FC1-6		4	0	0	0	0	0	1				
Johnny Ray, S (1,4) OBP: 0.334, SLG: 0.428	F6					F8		F6		3	0	0	0	1	0	1				
Bill Madlock, R (1,5) OBP: 0.388, SLG: 0.467	3-1							L4		4	0	1	0	0	0	2				
Jason Thompson, L (1,3) OBP: 0.400, SLG: 0.444		F4				L7			G3	4	0	0	0	0	1	2				
Dave Parker, L (1,9) OBP: 0.311, SLG: 0.410		6-3								2	0	0	0	0	1	1				
Lee Lacy, R (4,9) OBP: 0.342, SLG: 0.429										2	0	0	0	0	1	0				
Mike Easter, L (1,7) OBP: 0.376, SLG: 0.476										4	1	2	1	0	1	0				
Tony Peña, R (1,2) OBP: 0.320, SLG: 0.390										3	1	1	1	0	0	1				
Dale Berra, R (1,6) OBP: 0.320, SLG: 0.369										3	0	0	0	0	0	1				
John Candelaria, L (1,1) OBP: 0.244, SLG: 0.150										2	0	0	0	0	1	1				
Cecilio Guante, R (7,1) OBP: 0.250, SLG: 0.162										0	0	0	0	1	0	0				
Inning Stats	R: 0 E: 0 K: 0 S: 3	H: 0 LOB: 0 BB: 0 P: 3	R: 1 E: 0 K: 0 S: 4	H: 1 LOB: 0 BB: 0 P: 4	R: 0 E: 0 K: 1 S: 5	H: 0 LOB: 0 BB: 0 P: 5	R: 0 E: 0 K: 2 S: 7	H: 0 LOB: 1 BB: 1 P: 11	R: 0 E: 0 K: 0 S: 4	H: 1 LOB: 1 BB: 0 P: 4	R: 0 E: 0 K: 1 S: 6	H: 1 LOB: 0 BB: 0 P: 6	R: 0 E: 0 K: 0 S: 3	H: 0 LOB: 1 BB: 1 P: 7	R: 0 E: 0 K: 1 S: 5	H: 0 LOB: 0 BB: 0 P: 5	1B: 1 2B: 1 3B: 0 HR: 2	SF: 0 SAC: 0 DP: 0 HBP: 0	WP: 0 PB: 0 SB: 1 CS: 0	PA: 33
PITCHER	IP	WLS	BF	H	R	ER	SO	BB	IBB	HBP	BLK	WP	HR	S	P	ERA	WHIP			
Tom Seaver, R (1,1) ERA: 3.76	8.0	L	30	4	2	2	4	2	0	0	0	0	2	36	44	2.25	0.750			
Jesse Orosco, L (9,1) ERA: 1.53	1.0	S	3	0	0	0	1	0	0	0	0	0	0	5	5	0.00	0.000			

Pittsburgh Pirates @ New York Mets
Shea Stadium, Flushing, NY
Fri Jul 29 1983, 7:05 PM EDT
Att: 14,306 - Unknown

AB 31
R 2
H 4
RBI 2
BB 2
SO 5
LOB 10





Batter	1	2	3	4	5	6	7	8	9	AB	R	H	RBI	BB	SO	LOB	BOTTOM			
Mookie Wilson, S (1,8) OBP: 0.283, SLG: 0.334	4-3					L5		F5		4	0	0	0	0	1	0				
Hubie Brooks, R (1,5) OBP: 0.311, SLG: 0.367										4	1	1	0	0	0	0				
Keith Hernandez, L (1,3) OBP: 0.361, SLG: 0.427										4	0	1	1	0	1	0				
George Foster, R (1,7) OBP: 0.309, SLG: 0.428										4	0	1	0	0	1	0				
Mark Bradley, R (1,9) OBP: 0.291, SLG: 0.338										3	0	0	0	0	2	2				
Brian Giles, R (1,4) OBP: 0.314, SLG: 0.293										3	0	1	0	0	1	2				
José Oquendo, S (1,6) OBP: 0.278, SLG: 0.257										2	0	0	0	0	0	0				
Dave Kingman, R (7,PH) OBP: 0.268, SLG: 0.409										1	0	0	0	0	0	1				
Bob Bailor, R (8,6) OBP: 0.302, SLG: 0.310										0	0	0	0	0	0	0				
Junior Ortiz, R (1,2) OBP: 0.236, SLG: 0.218										2	0	0	0	0	0	0				
Danny Heep, L (8,PH) OBP: 0.354, SLG: 0.430										1	0	0	0	0	0	0				
Ron Hodges, L (9,2) OBP: 0.367, SLG: 0.241										0	0	0	0	0	0	0				
Tom Seaver, R (1,1) OBP: 0.217, SLG: 0.262										2	0	0	0	0	1	0				
Rusty Staub, L (8,PH) OBP: 0.400, SLG: 0.425										1	0	0	0	0	0	0				
Jesse Orosco, R (9,1) OBP: 0.222, SLG: 0.222										0	0	0	0	0	0	0				
Inning Stats	R: 1 E: 1 K: 2 S: 10	H: 3 LOB: 2 BB: 0 P: 10	R: 0 E: 0 K: 1 S: 5	H: 0 LOB: 0 BB: 0 P: 5	R: 0 E: 0 K: 2 S: 7	H: 0 LOB: 0 BB: 0 P: 7	R: 0 E: 0 K: 1 S: 5	H: 0 LOB: 0 BB: 0 P: 5	R: 0 E: 0 K: 0 S: 3	H: 0 LOB: 0 BB: 0 P: 3	R: 0 E: 0 K: 1 S: 6	H: 1 LOB: 1 BB: 0 P: 6	R: 0 E: 0 K: 0 S: 3	H: 0 LOB: 0 BB: 0 P: 3	R: 0 E: 0 K: 1 S: 3	H: 0 LOB: 0 BB: 0 P: 3	1B: 3 2B: 1 3B: 0 HR: 0	SF: 0 SAC: 0 DP: 0 HBP: 0	WP: 0 PB: 0 SB: 0 CS: 0	PA: 31
PITCHER	IP	WLS	BF	H	R	ER	SO	BB	IBB	HBP	BLK	WP	HR	S	P	ERA	WHIP			
John Candelaria, L (1,1) ERA: 3.75	6.2	W	24	4	1	1	7	0	0	0	0	0	0	7	7	1.35	0.600			
Cecilio Guante, R (7,1) ERA: 2.54	2.1	S	7	0	0	0	0	0	0	0	0	0	0	7	7	0.00	0.000			

Pittsburgh Pirates @ New York Mets
Shea Stadium, Flushing, NY
Fri Jul 29 1983, 7:05 PM EDT
Att: 14,306 - Unknown

AB 31
R 1
H 4
RBI 1
BB 0
SO 7
LOB 5



Batter	1	2	3	4	5	6	7	8	9	AB	R	H	RBI	BB	SO	LOB	TOP										
Marvell Wynne, L OBP: 0.318, SLG: 0.385	F8		G3		E		K			4	1	1	0	0	1	1	Pittsburgh Pirates @ New York Mets Shea Stadium, Flushing, NY Sat Jul 30 1983, 3:33 AM EDT Att: 17,721 - Unknown AB 35 R 6 H 7 RBI 3 BB 0 SO 6 LOB 6 										
Johnny Ray, S OBP: 0.331, SLG: 0.423	L4			F9	F5		K			4	0	0	0	0	1	3											
Bill Madlock, R OBP: 0.384, SLG: 0.462	5-3			5-3	E9			5-3		4	1	0	0	0	0	0											
Jason Thompson, L OBP: 0.399, SLG: 0.442		4-3		F7			K			4	0	1	1	0	1	0											
Dave Parker, L OBP: 0.308, SLG: 0.404		L9			F8			F4		4	0	0	0	0	1	1											
Mike Easter, L OBP: 0.375, SLG: 0.473		F7			E4			L8		4	1	1	0	0	0	0											
Tony Peña, R OBP: 0.320, SLG: 0.388			5-3			G4-6-3				4	1	1	0	0	0	1											
Dale Berra, R OBP: 0.319, SLG: 0.368			K			F2				4	1	1	0	0	1	0											
Rick Rhoden, R OBP: 0.138, SLG: 0.155										2	1	2	2	0	0	0											
Rod Scurry, L Manny Sarmiento, R							K			1	0	0	0	0	1	0											
										0	0	0	0	0	0	0											
Inning Stats	R: 0 E: 0 K: 0 S: 3	H: 0 LOB: 0 BB: 0 P: 3	R: 0 E: 0 K: 0 S: 3	H: 0 LOB: 0 BB: 0 P: 3	R: 0 E: 0 K: 1 S: 6	H: 1 LOB: 1 BB: 0 P: 6	R: 0 E: 0 K: 0 S: 3	H: 0 LOB: 0 BB: 0 P: 3	R: 6 E: 2 K: 1 S: 12	H: 5 LOB: 1 BB: 0 P: 12	R: 0 E: 0 K: 0 S: 3	H: 1 LOB: 0 BB: 0 P: 3	R: 0 E: 0 K: 3 S: 9	H: 0 LOB: 0 BB: 0 P: 9	R: 0 E: 0 K: 1 S: 5	H: 0 LOB: 0 BB: 0 P: 5	R: 0 E: 0 K: 0 S: 3	H: 0 LOB: 0 BB: 0 P: 3	1B: 7 2B: 0 3B: 0 HR: 0	SF: 0 SAC: 0 DP: 1 HBP: 0	WP: 0 PB: 0 SB: 0 CS: 0	PA: 35					
PITCHER	IP	WLS	BF	H	R	ER	SO	BB	IBB	HBP	BLK	WP	HR	S	P	ERA	WHIP										
Ed Lynch, R ERA: 3.61	4.2	L	21	5	6	1	1	0	0	0	0	0	0	23	23	1.93	1.071										
Carlos Diaz, L ERA: 2.39	2.1		8	2	0	0	4	0	0	0	0	0	0	16	16	0.00	0.857										
Tom Gorman, L ERA: 5.46	2.0		6	0	0	0	1	0	0	0	0	0	0	8	8	0.00	0.000										

Batter	1	2	3	4	5	6	7	8	9	AB	R	H	RBI	BB	SO	LOB	BOTTOM										
Mookie Wilson, S OBP: 0.285, SLG: 0.336	BB		E6					F8		4	1	2	0	0	0	0	Pittsburgh Pirates @ New York Mets Shea Stadium, Flushing, NY Sat Jul 30 1983, 3:33 AM EDT Att: 17,721 - Unknown AB 30 R 3 H 3 RBI 2 BB 1 SO 7 LOB 9 										
Hubie Brooks, R OBP: 0.313, SLG: 0.365	1B				F8			K		2	1	0	0	1	1	1											
Keith Hernandez, L OBP: 0.360, SLG: 0.426			FC3-6					L8		4	1	1	1	0	0	3											
Danny Heep, L OBP: 0.346, SLG: 0.420	K							F2		4	0	0	0	0	2	3											
Darryl Strawberry, L OBP: 0.298, SLG: 0.421	SF8		4-3					4-1		3	0	0	1	0	1	2											
Ron Hodges, L OBP: 0.380, SLG: 0.236	5-3				G2			F7		4	0	0	0	0	0	0											
Bob Bailor, R OBP: 0.298, SLG: 0.305			F9		G3			F9		3	0	0	0	0	0	0											
Brian Giles, R OBP: 0.312, SLG: 0.291								G3		2	0	0	0	0	1	0											
Carlos Diaz, R										0	0	0	0	0	0	0											
Mark Bradley, R OBP: 0.287, SLG: 0.333										1	0	0	0	0	0	0											
Tom Gorman, L OBP: 0.250, SLG: 0.250										0	0	0	0	0	0	0											
Ed Lynch, R OBP: 0.167, SLG: 0.143										1	0	0	0	0	1	0											
José Oquendo, S OBP: 0.275, SLG: 0.255										2	0	0	0	0	1	0											
Inning Stats	R: 3 E: 1 K: 1 S: 7	H: 2 LOB: 0 BB: 1 P: 11	R: 0 E: 0 K: 1 S: 5	H: 0 LOB: 0 BB: 0 P: 5	R: 0 E: 0 K: 1 S: 6	H: 0 LOB: 2 BB: 0 P: 7	R: 0 E: 0 K: 1 S: 5	H: 0 LOB: 0 BB: 0 P: 5	R: 0 E: 0 K: 0 S: 3	H: 0 LOB: 0 BB: 0 P: 3	R: 0 E: 0 K: 1 S: 5	H: 0 LOB: 0 BB: 0 P: 5	R: 0 E: 0 K: 0 S: 3	H: 0 LOB: 0 BB: 0 P: 3	R: 0 E: 0 K: 0 S: 3	H: 0 LOB: 0 BB: 0 P: 3	1B: 3 2B: 0 3B: 0 HR: 0	SF: 1 SAC: 0 DP: 0 HBP: 1	WP: 0 PB: 0 SB: 2 CS: 0	PA: 33							
PITCHER	IP	WLS	BF	H	R	ER	SO	BB	IBB	HBP	BLK	WP	HR	S	P	ERA	WHIP										
Rick Rhoden, R ERA: 3.47	4.1		19	3	3	2	5	1	0	1	1	1	1	27	32	4.15	0.923										
Rod Scurry, L ERA: 5.01	1.2	W	5	0	0	0	1	0	0	0	0	0	0	7	7	0.00	0.000										
Manny Sarmiento, R ERA: 3.12	3.0	S	9	0	0	0	1	0	0	0	0	0	0	11	11	0.00	0.000										

Batter	1	2	3	4	5	6	7	8	9	10	11	12	AB	R	H	RBI	BB	SO	LOB	TOP					
Marvell Wynne, L OBP: 0.330, SLG: 0.395	1B HR	5-3			1B SH1-3	1B 2H			1B 5-3		L7		6	1	4	1	0	0	1						
Johnny Ray, S OBP: 0.332, SLG: 0.422	1B HR	1-3			SH1-3	G3			1B 5-3				5	1	2	0	0	0	2						
Bill Madlock, R OBP: 0.386, SLG: 0.459	1B HR		1-3		1B BB				1B IBB		F7		4	1	1	0	2	0	2						
Jason Thompson, L OBP: 0.399, SLG: 0.448			4-3		1B 2-3								4	1	1	4	1	1	2						
Cecilio Guante, R OBP: 0.250, SLG: 0.182					1B 2-3								0	0	0	0	0	0	0						
Lee Mazzilli, S OBP: 0.386, SLG: 0.365	1B HR				1B BB								1	0	0	0	0	1	0						
Dave Parker, L OBP: 0.302, SLG: 0.397	F9		G3		4-3								6	0	0	0	0	1	2						
Mike Easter, L OBP: 0.369, SLG: 0.466	K				F9								4	0	0	0	0	3	0						
Brian Harper, R OBP: 0.196, SLG: 0.463	K				F9								2	0	0	0	0	1	0						
Jim Bibby, R OBP: 0.116, SLG: 0.118	K												0	0	0	0	0	0	0						
Tony Peña, R OBP: 0.324, SLG: 0.391	1B FC6-4					1B E							5	1	3	0	0	0	0						
Dale Berra, R OBP: 0.318, SLG: 0.365	1B FC6-4					1B E							5	1	1	0	0	0	2						
Lee Tunnell, R OBP: 0.121, SLG: 0.121					F9								3	0	0	0	0	1	2						
Rod Scurry, L ERA: 4.42					F9								0	0	0	0	0	0	0						
Kent Tekulve, R ERA: 5.19					K								0	0	0	0	0	0	0						
Lee Lacy, R OBP: 0.340, SLG: 0.427					K								1	0	0	0	0	0	0						
Gene Tenace, R OBP: 0.300, SLG: 0.200					F3								1	0	1	0	0	0	0						
Inning Stats	R: 4 E: 0 K: 1 S: 9	H: 4 LOB: 1 BB: 1 P: 13	R: 0 E: 0 K: 0 S: 3	H: 0 LOB: 0 BB: 0 P: 3	R: 0 E: 0 K: 0 S: 3	H: 0 LOB: 0 BB: 0 P: 3	R: 0 E: 0 K: 1 S: 6	H: 1 LOB: 1 BB: 0 P: 6	R: 0 E: 0 K: 0 S: 4	H: 2 LOB: 2 BB: 1 P: 6	R: 2 E: 1 K: 1 S: 8	H: 3 LOB: 1 BB: 0 P: 8	R: 0 E: 0 K: 1 S: 5	H: 0 LOB: 0 BB: 0 P: 5	R: 0 E: 0 K: 1 S: 5	H: 0 LOB: 0 BB: 0 P: 5	R: 0 E: 0 K: 1 S: 5	H: 0 LOB: 0 BB: 0 P: 5	R: 0 E: 0 K: 0 S: 7	H: 2 LOB: 2 BB: 0 P: 7	1B: 12 2B: 0 3B: 0 HR: 1	SF: 0 SAC: 1 DP: 0 HBP: 0	WP: 0 PB: 0 SB: 0 CS: 0	PA: 51	
PITCHER	IP WLS BF H R ER SO BB IBB HBP BLK WP HR S P ERA WHIP	PITCHER												IP WLS BF H R ER SO BB IBB HBP BLK WP HR S P ERA WHIP											
Walt Terrell, R ERA: 4.42	1.1	0.0																							
Scott Holman, R ERA: 3.95	1.1	4.0	14	2	0	0	2	0	0	0	0	0	0	0	0	18	18	0.00	0.500						
Tom Gorman, L ERA: 2.23	5.1	3.0	14	5	2	1	2	1	0	0	0	0	0	0	0	17	21	3.00	2.000						
Carlos Diaz, L ERA: 2.33	8.1	1.0	3	0	0	0	1	0	0	0	0	0	0	0	0	5	5	0.00	0.000						
Jesse Orosco, L ERA: 1.45	9.1	4.0	W	16	3	0	0	3	0	1	0	0	0	0	0	21	25	0.00	0.750						

Pittsburgh Pirates @ New York Mets
Shea Stadium, Flushing, NY
Sun Jul 31 1983, 3:33 AM EDT
Unknown

AB 47
R 6
H 13
RBI 5
BB 3
SO 8
LOB 13



Batter	1	2	3	4	5	6	7	8	9	10	11	12	AB	R	H	RBI	BB	SO	LOB	BOTTOM						
Mookie Wilson, S OBP: 0.291, SLG: 0.341	4-3		1B FC4-6 BB		4-3								5	0	3	2	1	0	0							
Hubie Brooks, R OBP: 0.309, SLG: 0.360	6-3		F4		K								5	0	0	0	0	1	5							
Jesse Orosco, R OBP: 0.222, SLG: 0.222	6-3		F4		K								0	0	0	0	0	0	0							
Keith Hernandez, L OBP: 0.380, SLG: 0.430	3-1		1B FC4-6 2-3		L8								5	1	1	1	1	0	2							
George Foster, R OBP: 0.309, SLG: 0.433		4-3	F8			1B G4-6-3 BB							5	1	1	1	1	1	4							
Darryl Strawberry, L OBP: 0.303, SLG: 0.421		F8				F7							5	3	2	0	1	0	1							
Ron Hodges, L OBP: 0.364, SLG: 0.244						1B SF9							2	0	1	0	1	0	1							
Dave Kingman, R OBP: 0.287, SLG: 0.407													1	0	0	0	0	0	1							
Junior Ortiz, R OBP: 0.242, SLG: 0.225													2	0	1	0	0	1	1							
Brian Giles, R OBP: 0.316, SLG: 0.297													5	1	3	1	0	1	1							
José Oquendo, S OBP: 0.272, SLG: 0.251													3	0	0	0	0	0	3							
Rusty Staub, L OBP: 0.396, SLG: 0.420													1	0	0	0	0	0	2							
Tucker Ashford, R OBP: 0.281, SLG: 0.235													1	0	0	0	1	0	1							
Walt Terrell, L ERA: 4.42	7.0	30	7	3	3	2	3	0	0	0	0	0	0	0	0	0	0	0	0							
Scott Holman, R ERA: 3.95	0.0	2	1	1	1	0	1	0	0	0	0	0	1	0	1	1	5									
Rod Scurry, L ERA: 4.48	8.1	1.0	6	2	2	0	0	0	0	0	0	0	0	0	6	6	0.00	2.000								
Kent Tekulve, R ERA: 5.19	8.1	1.0	6	2	2	0	0	0	0	0	0	0	0	0	6	6	0.00	0.667								
Cecilio Guante, R ERA: 2.39	9.1	3.0	11	2	0	0	2	0	1	0	0	0	0	0	14	18	0.00	0.667								
Jim Bibby, R ERA: 7.82	12.1	0.1	L	5	3	1	1	1	1	1	1	1	1	0	0	6	10	27.00	12.000							
Inning Stats	R: 0 E: 0 K: 0 S: 3	H: 0 LOB: 0 BB: 0 P: 3	R: 0 E: 0 K: 0 S: 4	H: 1 LOB: 2 BB: 1 P: 8	R: 0 E: 0 K: 0 S: 4	H: 1 LOB: 2 BB: 1 P: 8	R: 1 E: 0 K: 1 S: 7	H: 2 LOB: 1 BB: 0 P: 7	R: 0 E: 0 K: 0 S: 2	H: 0 LOB: 0 BB: 1 P: 6	R: 1 E: 0 K: 0 S: 5	H: 2 LOB: 1 BB: 0 P: 5	R: 4 E: 1 K: 0 S: 8	H: 4 LOB: 2 BB: 1 P: 12	R: 0 E: 0 K: 1 S: 5	H: 0 LOB: 0 BB: 0 P: 5	R: 0 E: 0 K: 1 S: 6	H: 1 LOB: 1 BB: 0 P: 6	R: 0 E: 0 K: 0 S: 3	H: 1 LOB: 1 BB: 1 P: 7	R: 1 E: 0 K: 1 S: 6	H: 3 LOB: 3 BB: 1 P: 10	1B: 11 2B: 2 3B: 0 HR: 2	SF: 1 SAC: 1 DP: 2 HBP: 0	WP: 0 PB: 0 SB: 0 CS: 0	PA: 54
PITCHER	IP WLS BF H R ER SO BB IBB HBP BLK WP HR S P ERA WHIP	PITCHER												IP WLS BF H R ER SO BB IBB HBP BLK WP HR S P ERA WHIP												
Lee Tunnell, R ERA: 1.45	1.1	7.0	30	7	3	3	2	3	0	0	0	0	0	0	0	0	0	0	0							
Rod Scurry, L ERA: 4.48	8.1	1.0	6	2	2	0	0	0	0	0	0	0	0	0	6	6	0.00	2.000								
Kent Tekulve, R ERA: 5.19	8.1	1.0	6	2	2	0	0	0	0	0	0	0	0	0	6	6	0.00	0.667								
Cecilio Guante, R ERA: 2.39	9.1	3.0	11	2	0	0	2	0	1	0	0	0	0	0	14	18	0.00	0.667								
Jim Bibby, R ERA: 7.82	12.1	0.1	L	5	3	1	1	1	1	1	1	1	1	0	0	6	10	27.00	12.000							

Pittsburgh Pirates @ New York Mets
Shea Stadium, Flushing, NY
Sun Jul 31 1983, 3:33 AM EDT
Unknown

AB 46
R 7
H 15
RBI 7
BB 6
SO 5
LOB 26



Batter	1	2	3	4	5	6	7	8	9	AB	R	H	RBI	BB	SO	LOB	TOP			
Tim Raines, S OBP: 0.372, SLG: 0.419 (1, 7) (8, 4)										4	0	0	0	0	1	0	Montreal Expos @ New York Mets Shea Stadium, Flushing, NY Tue Aug 02 1983, 7:05 PM EDT Att: 11,274 - Unknown			
Bryan Little, S OBP: 0.347, SLG: 0.317 (1, 6) (7, 4)										3	0	0	0	0	0	0				
Jim Wohlford, R OBP: 0.316, SLG: 0.419 (8, PH) (8, 7)										1	0	1	0	0	0	0				
Andre Dawson, R OBP: 0.338, SLG: 0.572 (1, 8)										4	0	0	0	0	0	1				
Al Oliver, L OBP: 0.367, SLG: 0.431 (1, 3)										4	1	1	0	0	0	1				
Warren Cromartie, L OBP: 0.353, SLG: 0.381 (1, 9)										4	0	0	0	0	0	1				
Gary Carter, R OBP: 0.329, SLG: 0.423 (1, 2)										4	1	3	2	0	0	0				
Tim Wallach, R OBP: 0.340, SLG: 0.449 (1, 5)										3	0	1	0	1	1	0				
Doug Flynn, R OBP: 0.247, SLG: 0.282 (7, PH)										2	0	0	0	0	0	2				
Mike Stenhouse, L OBP: 0.143, SLG: 0.286 (7, PH)										1	0	0	0	0	0	2				
Chris Speier, R OBP: 0.336, SLG: 0.333 (7, 6)										0	0	0	0	0	0	0				
Steve Rogers, R OBP: 0.136, SLG: 0.121 (7, PH)										2	0	0	0	0	1	0				
Terry Crowley, L OBP: 0.429, SLG: 0.200 (7, PH)										1	0	0	0	0	1	2				
Bryn Smith, R OBP: 0.143, SLG: 0.143 (7, 1)										0	0	0	0	0	0	0				
Inning Stats	R: 0 E: 0 K: 0 S: 3	H: 0 LOB: 0 BB: 0 P: 3	R: 0 E: 0 K: 0 S: 4	H: 1 LOB: 2 BB: 1 P: 8	R: 0 E: 0 K: 1 S: 5	H: 0 LOB: 0 BB: 0 P: 5	R: 2 E: 0 K: 0 S: 5	H: 2 LOB: 0 BB: 0 P: 5	R: 0 E: 0 K: 0 S: 3	H: 0 LOB: 0 BB: 0 P: 3	R: 0 E: 0 K: 1 S: 7	H: 2 LOB: 2 BB: 0 P: 7	R: 0 E: 0 K: 1 S: 6	H: 1 LOB: 1 BB: 0 P: 6	R: 0 E: 0 K: 1 S: 5	H: 0 LOB: 0 BB: 0 P: 5	1B: 4 2B: 1 3B: 0 HR: 1	SF: 0 SAC: 0 DP: 0 HBP: 0	WP: 0 PB: 0 SB: 0 CS: 0	PA: 34
PITCHER	IP WLS BF H R ER SO BB IBB HBP BLK WP HR S P ERA WHIP																			
Craig Swan, R ERA: 5.17 (1, 1)	7.0 W 27 5 2 2 2 1 0 0 0 0 1 30 34 2.57 0.857																			
Jesse Orosco, L ERA: 1.39 (8, 1)	2.0 S 7 1 0 0 2 0 0 0 0 0 0 0 11 11 0.00 0.500																			

AB	33
R	2
H	6
RBI	2
BB	1
SO	4
LOB	9



Batter	1	2	3	4	5	6	7	8	9	AB	R	H	RBI	BB	SO	LOB	BOTTOM			
Mookie Wilson, S OBP: 0.289, SLG: 0.339 (1, 8)										4	0	1	0	0	1	2	Montreal Expos @ New York Mets Shea Stadium, Flushing, NY Tue Aug 02 1983, 7:05 PM EDT Att: 11,274 - Unknown			
Hubie Brooks, R OBP: 0.310, SLG: 0.358 (1, 5)										4	0	1	0	0	1	0				
Keith Hernandez, L OBP: 0.399, SLG: 0.425 (1, 3)										4	0	1	0	0	1	0				
George Foster, R OBP: 0.310, SLG: 0.439 (1, 7)										4	2	3	1	0	0	2				
Darryl Strawberry, L OBP: 0.305, SLG: 0.436 (1, 9)										4	2	2	1	0	0	2				
Bob Bailor, R OBP: 0.296, SLG: 0.300 (1, 4) (8, 6)										4	1	1	2	0	1	0				
Ron Hodges, L OBP: 0.367, SLG: 0.250 (1, 2)										3	0	2	1	0	1	0				
José Oquendo, S OBP: 0.269, SLG: 0.248 (7, PH)										2	0	0	0	0	0	1				
Danny Heep, L OBP: 0.340, SLG: 0.412 (8, 4)										1	0	0	0	0	1	1				
Brian Giles, R OBP: 0.314, SLG: 0.295 (8, 4)										0	0	0	0	0	0	0				
Craig Swan, R OBP: 0.095, SLG: 0.095 (7, PH)										2	0	0	0	0	2	0				
Rusty Staub, L OBP: 0.398, SLG: 0.422 (7, PR)										1	0	1	0	0	0	0				
Mark Bradley, R OBP: 0.295, SLG: 0.342 (8, 1)										0	0	0	0	0	0	0				
Jesse Orosco, R OBP: 0.222, SLG: 0.222 (8, 1)										0	0	0	0	0	0	0				
Inning Stats	R: 0 E: 0 K: 1 S: 5	H: 4 LOB: 0 BB: 0 P: 5	R: 3 E: 0 K: 1 S: 8	H: 4 LOB: 0 BB: 0 P: 8	R: 0 E: 0 K: 0 S: 5	H: 3 LOB: 2 BB: 0 P: 5	R: 0 E: 0 K: 1 S: 5	H: 0 LOB: 0 BB: 0 P: 5	R: 0 E: 0 K: 2 S: 7	H: 0 LOB: 0 BB: 0 P: 7	R: 0 E: 0 K: 0 S: 3	H: 1 LOB: 0 BB: 0 P: 3	R: 0 E: 0 K: 3 S: 11	H: 2 LOB: 2 BB: 0 P: 11	R: 0 E: 0 K: 0 S: 5	H: 2 LOB: 0 BB: 0 P: 5	1B: 9 2B: 1 3B: 0 HR: 2	SF: 0 SAC: 0 DP: 0 HBP: 0	WP: 0 PB: 0 SB: 0 CS: 2	PA: 33
PITCHER	IP WLS BF H R ER SO BB IBB HBP BLK WP HR S P ERA WHIP																			
Steve Rogers, R ERA: 2.99 (7, 1)	6.0 L 23 8 3 3 3 0 0 0 0 0 0 0 33 33 4.50 1.333																			
Bryn Smith, R ERA: 2.77 (7, 1)	2.0 10 4 2 2 3 0 0 0 0 0 0 2 16 16 9.00 2.000																			


AB	33
R	5
H	12
RBI	5
BB	0
SO	8
LOB	8



Batter	1	2	3	4	5	6	7	8	9	AB	R	H	RBI	BB	SO	LOB	TOP										
Tim Raines, S OBP: 0.376, SLG: 0.422										4	1	3	0	0	0	0											
Bryan Little, S OBP: 0.346, SLG: 0.316										4	0	1	0	0	0	3											
Andre Dawson, R OBP: 0.337, SLG: 0.570										3	0	1	1	0	1	2											
Al Oliver, L OBP: 0.363, SLG: 0.427										4	0	0	0	0	1	3											
Warren Cromartie, L OBP: 0.348, SLG: 0.376										4	0	0	0	0	2	1											
Gary Carter, R OBP: 0.326, SLG: 0.419										3	0	0	0	0	0	0											
Tim Wallach, R OBP: 0.340, SLG: 0.448										3	0	1	0	0	0	0											
Doug Flynn, R OBP: 0.244, SLG: 0.279										3	0	0	0	0	0	1											
Ray Burris, R OBP: 0.303, SLG: 0.344										2	0	0	0	0	1	1											
Terry Francona, L OBP: 0.218, SLG: 0.248										1	0	0	0	0	0	0											
Jeff Reardon, R OBP: 0.143, SLG: 0.143										0	0	0	0	0	0	0											
Inning Stats	R: 0 E: 0 K: 1 S: 6	H: 1 LOB: 1 BB: 0 P: 6	R: 0 E: 0 K: 0 S: 3	H: 0 LOB: 0 BB: 0 P: 3	R: 0 E: 0 K: 1 S: 3	H: 1 LOB: 1 BB: 0 P: 6	R: 0 E: 0 K: 1 S: 6	H: 1 LOB: 1 BB: 0 P: 6	R: 1 E: 0 K: 0 S: 4	H: 1 LOB: 0 BB: 0 P: 4	R: 0 E: 0 K: 1 S: 5	H: 0 LOB: 0 BB: 0 P: 5	R: 0 E: 0 K: 0 S: 4	H: 1 LOB: 1 BB: 0 P: 4	R: 0 E: 0 K: 1 S: 5	H: 1 LOB: 0 BB: 0 P: 5	1B: 6 2B: 0 3B: 0 HR: 0	SF: 1 SAC: 0 DP: 1 HBP: 0	WP: 1 PB: 0 CS: 0	PA: 32							
PITCHER	IP	WLS	BF	H	R	ER	SO	BB	IBB	HBP	BLK	WP	HR	S	P	ERA	WHIP										
Tom Seaver, R ERA: 3.63	(1, 1)	8.0	29	5	1	1	4	0	0	0	0	1	0	37	37	1.12	0.625										
Jesse Orosco, L ERA: 1.37	(9, 1)	1.0	W	3	1	0	0	1	0	0	0	0	0	5	5	0.00	1.000										

Montreal Expos @ New York Mets
Shea Stadium, Flushing, NY
Wed Aug 03 1983, 7:05 PM EDT
Att: 12,895 - Unknown


AB	31
R	1
H	6
RBI	1
BB	0
SO	5
LOB	11



Batter	1	2	3	4	5	6	7	8	9	AB	R	H	RBI	BB	SO	LOB	BOTTOM										
Mookie Wilson, S OBP: 0.291, SLG: 0.340										4	1	2	0	0	0	1											
Hubie Brooks, R OBP: 0.311, SLG: 0.358										4	0	1	0	0	1	2											
Keith Hernandez, L OBP: 0.360, SLG: 0.425										3	0	1	0	1	0	1											
George Foster, R OBP: 0.307, SLG: 0.434										4	0	0	1	0	0	2											
Darryl Strawberry, L OBP: 0.309, SLG: 0.451										3	1	2	1	0	0	0											
Bob Bailor, R OBP: 0.292, SLG: 0.296										3	0	0	0	0	0	1											
Brian Giles, R OBP: 0.311, SLG: 0.291										3	0	0	0	0	0	0											
Junior Ortiz, R OBP: 0.242, SLG: 0.226										2	0	1	0	0	0	0											
Danny Heep, L OBP: 0.339, SLG: 0.410										1	0	0	0	0	1	0											
Ron Hodges, L OBP: 0.367, SLG: 0.250										0	0	0	0	0	0	0											
Tom Seaver, R ERA: 2.75	(1, 1)	7.0	L	7	6	1	2	0	1	0	0	0	0	0	1	0											
Rusty Staub, L OBP: 0.394, SLG: 0.417	(8, PH)									1	0	0	0	0	0	0											
Jesse Orosco, R ERA: 2.98	(9, 1)	1.2	L	7	1	1	1	0	1	0	0	0	0	0	0	0											
Inning Stats	R: 0 E: 0 K: 0 S: 4	H: 1 LOB: 1 BB: 0 P: 4	R: 0 E: 0 K: 0 S: 3	H: 1 LOB: 0 BB: 0 P: 3	R: 0 E: 0 K: 1 S: 5	H: 1 LOB: 0 BB: 0 P: 5	R: 0 E: 0 K: 0 S: 3	H: 1 LOB: 0 BB: 0 P: 3	R: 0 E: 0 K: 1 S: 6	H: 1 LOB: 1 BB: 0 P: 6	R: 1 E: 0 K: 0 S: 4	H: 1 LOB: 0 BB: 0 P: 4	R: 0 E: 0 K: 1 S: 5	H: 0 LOB: 0 BB: 0 P: 5	R: 0 E: 0 K: 0 S: 3	H: 1 LOB: 2 BB: 1 P: 7	1B: 6 2B: 0 3B: 0 HR: 1	SF: 0 SAC: 2 DP: 2 HBP: 0	WP: 1 PB: 0 CS: 1	PA: 32							
PITCHER	IP	WLS	BF	H	R	ER	SO	BB	IBB	HBP	BLK	WP	HR	S	P	ERA	WHIP										
Ray Burris, R ERA: 2.75	(1, 1)	7.0	L	7	6	1	2	0	1	0	0	0	0	8	12	5.40	0.600										
Jeff Reardon, R ERA: 2.98	(8, 1)	1.2	L	7	1	1	1	0	1	0	0	0	0	8	12	5.40	0.600										

Montreal Expos @ New York Mets
Shea Stadium, Flushing, NY
Wed Aug 03 1983, 7:05 PM EDT
Att: 12,895 - Unknown

AB	29
R	2
H	7
RBI	2
BB	1
SO	3
LOB	7



Batter	1	2	3	4	5	6	7	8	9	AB	R	H	RBI	BB	SO	LOB	TOP			
Tim Raines, S (1, 7) OBP: 0.378, SLG: 0.422										3	0	1	0	2	0	3	Montreal Expos @ New York Mets Shea Stadium, Flushing, NY Thu Aug 04 1983, 3:33 AM EDT Att: 11,703 - Unknown			
Mike Stenhouse, L (1, 9) OBP: 0.290, SLG: 0.333										5	0	2	1	0	0	6				
Jim Wohlford, R (9, 9) OBP: 0.316, SLG: 0.419										0	0	0	0	0	0	0				
Andre Dawson, R (1, 8) OBP: 0.336, SLG: 0.566										5	0	1	0	0	0	1				
Terry Crowley, L (1, 3) OBP: 0.394, SLG: 0.200										5	0	1	0	0	0	3				
Jeff Reardon, R (9, 1) OBP: 0.143, SLG: 0.143										0	0	0	0	0	0	0				
Gary Carter, R (1, 2) OBP: 0.328, SLG: 0.429										4	1	2	0	0	0	1				
Tim Wallach, R (1, 5) OBP: 0.344, SLG: 0.451										4	0	3	0	0	0	1				
Bryan Little, S (1, 6) OBP: 0.348, SLG: 0.319										4	0	2	1	0	0	2				
Doug Flynn, R (1, 4) OBP: 0.248, SLG: 0.280										3	1	1	0	1	0	3				
Charlie Lea, R (1, 1) OBP: 0.146, SLG: 0.109										0	0	0	0	1	0	0				
Terry Francona, L (9, 3) OBP: 0.218, SLG: 0.248										0	0	0	0	0	0	0				
Inning Stats	R: 0 E: 0 K: 0 S: 3	H: 1 LOB: 0 BB: 0 P: 3	R: 0 E: 0 K: 0 S: 4	H: 1 LOB: 1 BB: 0 P: 4	R: 1 E: 0 K: 0 S: 6	H: 3 LOB: 2 BB: 0 P: 6	R: 1 E: 0 K: 0 S: 6	H: 3 LOB: 3 BB: 1 P: 10	R: 0 E: 0 K: 0 S: 4	H: 1 LOB: 1 BB: 0 P: 4	R: 0 E: 0 K: 0 S: 3	H: 1 LOB: 0 BB: 0 P: 3	R: 0 E: 0 K: 0 S: 3	H: 1 LOB: 2 BB: 2 P: 11	R: 0 E: 0 K: 0 S: 3	H: 1 LOB: 0 BB: 0 P: 3	1B: 11 2B: 2 3B: 1 HR: 0	SF: 0 SAC: 3 DP: 4 HBP: 0	WP: 0 PB: 0 SB: 0 CS: 0	PA: 40
PITCHER	IP WLS BF H R ER SO	IP WLS BF H R ER SO	IP WLS BF H R ER SO	IP WLS BF H R ER SO	IP WLS BF H R ER SO	IP WLS BF H R ER SO	IP WLS BF H R ER SO	IP WLS BF H R ER SO	IP WLS BF H R ER SO	IP WLS BF H R ER SO	IP WLS BF H R ER SO	IP WLS BF H R ER SO	IP WLS BF H R ER SO	IP WLS BF H R ER SO	IP WLS BF H R ER SO	IP WLS BF H R ER SO	ERA WHIP	ERA WHIP		
Ed Lynch, R (1, 1) ERA: 3.58	6.0	L	29	10	2	2	0	0	0	0	0	0	0	0	0	0	0	3.00	1.667	
Doug Sisk, R (7, 1) ERA: 2.68	3.0	S	11	3	0	0	0	2	0	0	0	0	0	0	0	9	17	0.00	1.667	

AB	33
R	2
H	13
RBI	2
BB	4
SO	0
LOB	20



Batter	1	2	3	4	5	6	7	8	9	AB	R	H	RBI	BB	SO	LOB	BOTTOM			
Mookie Wilson, S (1, 8) OBP: 0.289, SLG: 0.337										4	0	0	0	0	0	0	Montreal Expos @ New York Mets Shea Stadium, Flushing, NY Thu Aug 04 1983, 3:33 AM EDT Att: 11,703 - Unknown			
Hubie Brooks, R (1, 5) OBP: 0.310, SLG: 0.357										4	0	1	0	0	1	0				
Keith Hernandez, L (1, 3) OBP: 0.360, SLG: 0.424										3	0	1	0	0	0	0				
George Foster, R (1, 7) OBP: 0.307, SLG: 0.433										3	0	1	0	0	0	1				
Doug Sisk, R (7, 1) OBP: 0.500, SLG: 0.500										0	0	0	0	0	0	0				
Dave Kingman, R (9, PH) OBP: 0.265, SLG: 0.403										1	0	0	0	0	0	1				
Darryl Strawberry, L (1, 9) OBP: 0.308, SLG: 0.448										4	0	1	0	0	0	2				
Ron Hodges, L (1, 2) OBP: 0.382, SLG: 0.246										3	0	0	0	0	0	2				
Bob Bailor, R (1, 6) OBP: 0.288, SLG: 0.291										3	0	0	0	0	0	2				
Brian Giles, R (1, 4) OBP: 0.310, SLG: 0.290										1	0	0	0	0	0	0				
Rusty Staub, L (6, PH) OBP: 0.390, SLG: 0.412										1	0	0	0	0	0	1				
Tucker Ashford, R (6, 4) OBP: 0.276, SLG: 0.231										1	0	0	0	0	1	0				
Ed Lynch, R (1, 1) OBP: 0.162, SLG: 0.139										1	0	0	0	0	0	0				
Danny Heep, L (6, PH) OBP: 0.340, SLG: 0.429										2	1	1	1	0	0	0				
Inning Stats	R: 0 E: 0 K: 0 S: 3	H: 0 LOB: 0 BB: 0 P: 3	R: 0 E: 0 K: 0 S: 4	H: 1 LOB: 0 BB: 0 P: 4	R: 0 E: 0 K: 0 S: 3	H: 0 LOB: 0 BB: 0 P: 3	R: 0 E: 0 K: 0 S: 3	H: 0 LOB: 0 BB: 0 P: 3	R: 0 E: 0 K: 1 S: 5	H: 0 LOB: 0 BB: 0 P: 5	R: 0 E: 0 K: 0 S: 3	H: 0 LOB: 0 BB: 0 P: 3	R: 0 E: 0 K: 1 S: 5	H: 0 LOB: 0 BB: 0 P: 5	R: 0 E: 0 K: 0 S: 4	H: 1 LOB: 1 BB: 0 P: 4	1B: 4 2B: 0 3B: 0 HR: 1	SF: 0 SAC: 1 DP: 0 HBP: 0	WP: 0 PB: 0 SB: 0 CS: 0	PA: 32
PITCHER	IP WLS BF H R ER SO	IP WLS BF H R ER SO	IP WLS BF H R ER SO	IP WLS BF H R ER SO	IP WLS BF H R ER SO	IP WLS BF H R ER SO	IP WLS BF H R ER SO	IP WLS BF H R ER SO	IP WLS BF H R ER SO	IP WLS BF H R ER SO	IP WLS BF H R ER SO	IP WLS BF H R ER SO	IP WLS BF H R ER SO	IP WLS BF H R ER SO	IP WLS BF H R ER SO	IP WLS BF H R ER SO	ERA WHIP	ERA WHIP		
Charlie Lea, R (1, 1) ERA: 3.3	1.0	S	4	1	0	0	0	0	0	0	0	0	0	0	0	0	0.00	1.000		
Jeff Reardon, R (9, 1) ERA: 2.83																4	4	0.00	1.000	

AB	31
R	1
H	5
RBI	1
BB	0
SO	2
LOB	9



Batter	1	2	3	4	5	6	7	8	9	10	AB	R	H	RBI	BB	SO	LOB	TOP							
Mookie Wilson, S (1.8) OBP: 0.291, SLG: 0.338	3-1		P6		F8	K			P3		5	0	0	0	0	1	3								
Hubie Brooks, R (1.5) OBP: 0.312, SLG: 0.360	5-3		5-3			1B	F4-3		F8		5	1	1	0	0	0	0								
Keith Hernandez, L (1.3) OBP: 0.365, SLG: 0.425	FC6-4 BB			F4-6 1B BB		1B FC4-6 1B	F4-3		3-1		3	1	1	0	2	0	0								
George Foster, R (1.7) OBP: 0.307, SLG: 0.429	FC6-4			F8		FC4-6 1B				6-3	5	1	2	1	0	0	2								
Daryl Strawberry, L (1.9) OBP: 0.311, SLG: 0.456		6-3 HBP				FC4-6 BB					3	1	2	0	1	0	1								
Bob Bailor, R (1.6) OBP: 0.285, SLG: 0.285	6-3			F4-6		FC4-6 1B E		F8			4	1	0	1	1	0	5								
Brian Giles, R (1.4) OBP: 0.309, SLG: 0.288											2	0	0	0	0	0	1								
Rusty Staub, L (6. PH) OBP: 0.402, SLG: 0.425	F7					E8 SH3 1B		K		FC4-2	1	0	1	1	0	0	0								
Jose Quienro, S (6. PR) OBP: 0.266, SLG: 0.246											2	1	0	0	0	1	1								
Junior Ortiz, R (1.2) OBP: 0.243, SLG: 0.228											2	0	1	0	0	0	1								
Danny Heep, L (6. PH) OBP: 0.263, SLG: 0.429	P5										0	0	0	0	1	0	0								
Ron Hodges, L (6. 2) OBP: 0.362, SLG: 0.251											2	0	1	0	0	0	1								
Tom Seaver, R (1.1) OBP: 0.208, SLG: 0.250											1	0	0	1	0	1	0								
Dave Kingman, R (8. PH) OBP: 0.263, SLG: 0.400											1	0	0	0	0	0	1								
Jesse Orosco, R (8. 1) OBP: 0.273, SLG: 0.273											0	0	0	0	0	0	0								
Inning Stats	R: 0 E: 0 K: 0 S: 3	H: 0 LOB: 1 BB: 1 P: 7	R: 0 E: 0 K: 0 S: 3	H: 0 LOB: 1 BB: 0 P: 4	R: 0 E: 0 K: 1 S: 5	H: 0 LOB: 0 BB: 0 P: 5	R: 0 E: 0 K: 0 S: 3	H: 1 LOB: 1 BB: 1 P: 7	R: 0 E: 0 K: 1 S: 4	H: 1 LOB: 1 BB: 0 P: 4	R: 0 E: 0 K: 0 S: 6	H: 1 LOB: 1 BB: 0 P: 6	R: 0 E: 0 K: 0 S: 3	H: 0 LOB: 0 BB: 0 P: 3	R: 1 E: 1 K: 0 S: 4	H: 1 LOB: 1 BB: 1 P: 8	1B: 7 2B: 2 3B: 1 HR: 0	SF: 0 SAC: 2 DP: 1 HBP: 1	WP: 0 PA: 44 PB: 0 SB: 0 CS: 0						
PITCHER	IP WLS BF H R ER SO BB IBB HBP BLK WP HR S P ERA WHIP	5.1 1.2 2.0 1.0	0 1 0 1	6 0 0 1	5 0 0 0	4 1 0 0	1 0 0 0	3 1 0 0	3 0 0 0	23 8 9 4	36 12 9 8	6.75 0.00 0.00 0.00	1.688 1.200 0.500 1.000	PITCHER	IP WLS BF H R ER SO BB IBB HBP BLK WP HR S P ERA WHIP	5.1 1.2 2.0 1.0	0 1 0 1	6 0 0 1	5 0 0 0	4 1 0 0	5 0 0 0	23 8 9 4	36 12 9 8	6.75 0.00 0.00 0.00	1.688 1.200 0.500 1.000

New York Mets @ Montreal Expos
Olympic Stadium, Montreal, QB
Mon Aug 08 1983, 7:05 PM EDT
Att: 27,906 - Unknown

livebaseballscorecards.com

AB 36
R 6
H 9
RBI 4
BB 5
SO 3
LOB 16



Batter	1	2	3	4	5	6	7	8	9	10	AB	R	H	RBI	BB	SO	LOB	BOTTOM							
Tim Raines, S (1.7) OBP: 0.376, SLG: 0.422	4-3		L8		G3		E4 1B				5	1	1	0	0	0	1								
Bryan Little, S (1.6) OBP: 0.352, SLG: 0.317	F7		F8			1-3			6-3		5	0	1	1	0	0	2								
Andre Dawson, R (1.8) OBP: 0.347, SLG: 0.580	K				F9		F9	F3			5	0	1	0	0	1	1								
Al Oliver, L (1.3) OBP: 0.354, SLG: 0.416		G3			L5		F7		4-3		5	0	0	0	0	0	1								
Warren Cromartie, L (1.9) OBP: 0.350, SLG: 0.393											4	1	2	0	0	1	0								
Mike Vail, R (10. PH) OBP: 0.297, SLG: 0.343		K									0	0	0	0	1	0	0								
Gary Carter, R (1.2) OBP: 0.337, SLG: 0.449					F7						5	1	3	1	0	0	2								
Tim Wallach, R (1.5) OBP: 0.354, SLG: 0.471					P6						4	2	2	1	0	0	2								
Doug Flynn, R (1.4) OBP: 0.251, SLG: 0.279											2	0	1	0	0	0	0								
Terry Crowley, L (7. PH) OBP: 0.352, SLG: 0.192					F6						1	0	0	0	0	0	2								
Chris Speier, R (8. 6) OBP: 0.329, SLG: 0.327											1	0	0	0	0	0	0								
Ray Burris, R (1.1) OBP: 0.286, SLG: 0.324											2	0	0	0	0	2	1								
Bob James, R (8. 1) OBP: 0.285, SLG: 0.285											0	0	0	0	0	0	0								
Mike Stenhouse, L (7. PH) OBP: 0.346, SLG: 0.260											1	0	1	0	0	0	1								
Dan Schatzeder, L (8. 1) OBP: 0.200, SLG: 0.200											0	0	0	0	0	0	0								
Jim Wohlford, R (8. PH) OBP: 0.201, SLG: 0.388											1	0	0	0	0	0	0								
Jeff Reardon, R (10. 1) OBP: 0.143, SLG: 0.143											0	0	0	0	0	0	0								
Inning Stats	R: 0 E: 0 K: 1 S: 5	H: 0 LOB: 0 BB: 0 P: 5	R: 0 E: 0 K: 1 S: 6	H: 1 LOB: 1 BB: 0 P: 6	R: 0 E: 0 K: 1 S: 6	H: 1 LOB: 1 BB: 1 P: 6	R: 0 E: 0 K: 0 S: 4	H: 1 LOB: 1 BB: 0 P: 4	R: 1 E: 0 K: 1 S: 6	H: 1 LOB: 0 BB: 0 P: 6	R: 0 E: 0 K: 0 S: 3	H: 0 LOB: 0 BB: 0 P: 3	R: 4 E: 1 K: 0 S: 8	H: 4 LOB: 1 BB: 0 P: 8	R: 0 E: 0 K: 0 S: 4	H: 1 LOB: 1 BB: 0 P: 4	R: 0 E: 0 K: 0 S: 3	H: 1 LOB: 1 BB: 1 P: 7	1B: 9 2B: 1 3B: 0 HR: 1	SF: 0 SAC: 0 DP: 0 HBP: 0	WP: 0 PA: 42 PB: 0 SB: 4 CS: 1				
PITCHER	IP WLS BF H R ER SO BB IBB HBP BLK WP HR S P ERA WHIP	7.0 3.0	30 12	8 3	5 0	3 0	4 0	0 1	38 11	38 15	3.86 0.00	1.143 1.333	PITCHER	IP WLS BF H R ER SO BB IBB HBP BLK WP HR S P ERA WHIP	7.0 3.0	30 12	8 3	5 0	3 0	4 0	0 1	38 11	38 15	3.86 0.00	1.143 1.333

New York Mets @ Montreal Expos
Olympic Stadium, Montreal, QB
Mon Aug 08 1983, 7:05 PM EDT
Att: 27,906 - Unknown

livebaseballscorecards.com

AB 41
R 5
H 11
RBI 4
BB 1
SO 4
LOB 13



Batter	1	2	3	4	5	6	7	8	9	AB	R	H	RBI	BB	SO	LOB	TOP			
Mookie Wilson, S OBP: 0.294, SLG: 0.344 (1, 8)	L5		1B		F8		3-1			5	0	3	1	0	0	0				
Hubie Brooks, R OBP: 0.311, SLG: 0.358 (1, 5)	G3		1B		F8		6-3		F4	5	0	1	0	0	0	2				
Keith Hernandez, L OBP: 0.364, SLG: 0.422 (1, 3)	K		1B		K		F4-3			3	0	0	0	1	2	1				
George Foster, R OBP: 0.305, SLG: 0.425 (1, 7)		6-3	K		F8			K		4	0	0	0	0	2	4				
Darryl Strawberry, L OBP: 0.313, SLG: 0.461 (1, 9)	K		K							4	1	2	0	0	2	3				
Bob Bailor, R OBP: 0.292, SLG: 0.293 (1, 6) (6, 4)										4	0	3	0	0	0	1				
Brian Giles, R OBP: 0.310, SLG: 0.289 (6, PH) Danny Heep, L OBP: 0.347, SLG: 0.429 José Oquendo, S OBP: 0.265, SLG: 0.245 (6, 6)										2	1	1	0	0	0	1				
Ron Hodges, L OBP: 0.360, SLG: 0.258 (1, 2)										3	1	1	2	0	0	1				
Ed Lynch, R OBP: 0.154, SLG: 0.132 Doug Sisk, R OBP: 0.500, SLG: 0.500 Rusty Staub, L OBP: 0.398, SLG: 0.420 (9, PH)										0	0	0	0	0	0	0				
Inning Stats	R: 0 E: 0 K: 1 S: 5	H: 0 LOB: 0 BB: 0 P: 5	R: 0 E: 0 K: 1 S: 5	H: 1 LOB: 0 BB: 0 P: 5	R: 2 E: 0 K: 2 S: 11	H: 4 LOB: 3 BB: 1 P: 15	R: 0 E: 0 K: 1 S: 6	H: 1 LOB: 1 BB: 0 P: 6	R: 0 E: 0 K: 0 S: 4	H: 1 LOB: 1 BB: 0 P: 8	R: 0 E: 0 K: 0 S: 3	H: 0 LOB: 0 BB: 0 P: 3	R: 0 E: 0 K: 1 S: 6	H: 1 LOB: 1 BB: 0 P: 6	R: 0 E: 0 K: 0 S: 4	H: 1 LOB: 1 BB: 0 P: 4	1B: 8 2B: 4 3B: 0 HR: 0	SF: 1 SAC: 1 DP: 1 HBP: 0	WP: 0 PB: 0 SB: 0 CS: 1	PA: 39
PITCHER Charlie Lea, R ERA: 3.29 (1, 1)	IP: 9.0 WLS: W BF: 38 H: 11 R: 3 ER: 3 SO: 7	BB: 2 IBB: 0 HBP: 0 BLK: 0	WP: 0 HR: 0 S: 50 P: 58	ERA: 3.00 WHIP: 1.444	PITCHER	IP: 9.0 WLS: W BF: 38 H: 11 R: 3 ER: 3 SO: 7	BB: 2 IBB: 0 HBP: 0 BLK: 0	WP: 0 HR: 0 S: 50 P: 58	ERA: 3.00 WHIP: 1.444											

New York Mets @ Montreal Expos
Olympic Stadium, Montreal, QB
Tue Aug 09 1983, 7:05 PM EDT
Att: 36,870 - Unknown

AB 34
R 3
H 11
RBI 3
BB 2
SO 7
LOB 16



Batter	1	2	3	4	5	6	7	8	9	AB	R	H	RBI	BB	SO	LOB	BOTTOM			
Tim Raines, S OBP: 0.375, SLG: 0.419 (1, 7)	4-3		F9		4-3					3	1	0	0	1	0	0				
Bryan Little, S OBP: 0.351, SLG: 0.314 Terry Crowley, L OBP: 0.400, SLG: 0.192 Chris Speier, R OBP: 0.329, SLG: 0.327 (8, 6)	4-3		5-3							2	0	0	0	1	0	0				
Andre Dawson, R OBP: 0.344, SLG: 0.575 (1, 8)	1-3		F8		K					4	0	0	1	0	1	2				
Al Oliver, L OBP: 0.358, SLG: 0.422 (1, 3)										4	3	3	0	0	0	2				
Warren Cromartie, L OBP: 0.352, SLG: 0.395 (1, 9)	4-3				L8					4	1	2	1	0	0	2				
Gary Carter, R OBP: 0.336, SLG: 0.450 (1, 2)	6-3				1B					4	1	1	2	0	0	2				
Tim Wallach, R OBP: 0.358, SLG: 0.476 (1, 5)										4	0	3	2	0	0	1				
Doug Flynn, R OBP: 0.251, SLG: 0.279 (1, 4)					F7					4	0	1	0	0	0	2				
Charlie Lea, R OBP: 0.135, SLG: 0.100 (1, 1)	K				4-3					4	1	0	0	0	2	4				
Inning Stats	R: 0 E: 0 K: 0 S: 3	H: 3 LOB: 2 BB: 0 P: 8	R: 1 E: 0 K: 1 S: 8	H: 3 LOB: 2 BB: 0 P: 8	R: 0 E: 0 K: 0 S: 3	H: 0 LOB: 0 BB: 0 P: 3	R: 2 E: 0 K: 0 S: 6	H: 3 LOB: 1 BB: 0 P: 6	R: 0 E: 0 K: 1 S: 4	H: 0 LOB: 1 BB: 1 P: 8	R: 1 E: 0 K: 0 S: 4	H: 2 LOB: 0 BB: 0 P: 4	R: 2 E: 2 K: 0 S: 4	H: 0 LOB: 1 BB: 2 P: 12	R: 1 E: 0 K: 1 S: 7	H: 2 LOB: 1 BB: 0 P: 7	1B: 7 2B: 4 3B: 0 HR: 0	SF: 0 SAC: 0 DP: 3 HBP: 0	WP: 0 PB: 1 SB: 0 CS: 1	PA: 36
PITCHER Ed Lynch, R ERA: 3.72 Doug Sisk, R ERA: 2.62 (6, 1)	IP: 5.0 WLS: L BF: 23 H: 8 R: 4 ER: 4 SO: 2	BB: 1 IBB: 0 HBP: 0 BLK: 0	WP: 0 HR: 0 S: 26 P: 30	ERA: 7.20 WHIP: 1.800	PITCHER	IP: 5.0 WLS: L BF: 23 H: 8 R: 4 ER: 4 SO: 2	BB: 1 IBB: 0 HBP: 0 BLK: 0	WP: 0 HR: 0 S: 26 P: 30	ERA: 7.20 WHIP: 1.800											

New York Mets @ Montreal Expos
Olympic Stadium, Montreal, QB
Tue Aug 09 1983, 7:05 PM EDT
Att: 36,870 - Unknown

AB 33
R 7
H 10
RBI 6
BB 3
SO 3
LOB 15



Batter	1	2	3	4	5	6	7	8	9	AB	R	H	RBI	BB	SO	LOB	TOP			
Mel Hall, L OBP: 0.355, SLG: 0.439 (1, 8)										3	0	1	0	1	1	0	Chicago Cubs @ New York Mets Shea Stadium, Flushing, NY Fri Aug 12, 1983, 7:05 PM EDT Att. 8,976 - Overcast - 67 F			
23 Ryne Sandberg, R OBP: 0.321, SLG: 0.384 (1, 4)										4	0	0	0	0	0	1				
Bill Buckner, L OBP: 0.309, SLG: 0.443 (1, 3)										4	0	1	0	0	0	0				
Ron Cey, R OBP: 0.346, SLG: 0.463 (1, 5)										3	0	0	0	0	1	1				
Leon Durham, L OBP: 0.383, SLG: 0.480 (1, 7)										3	0	0	0	0	2	1				
Keith Moreland, R OBP: 0.396, SLG: 0.452 (1, 9)										2	0	2	0	1	0	0				
Jody Davis, R OBP: 0.315, SLG: 0.487 (1, 2)										3	0	0	0	0	1	3				
Larry Bowa, S OBP: 0.310, SLG: 0.334 (1, 6)										3	0	0	0	0	0	1				
Fergie Jenkins, R OBP: 0.239, SLG: 0.267 (1, 1)										2	0	0	0	0	1	0				
Jay Johnstone, L OBP: 0.364, SLG: 0.429 (8, PH)										1	0	0	0	0	1	1				
Craig Lefferts, L OBP: 0.176, SLG: 0.125 (8, 1)										0	0	0	0	0	0	0				
Inning Stats	R: 0 E: 0 K: 0 S: 2	H: 0 LOB: 0 BB: 1 P: 6	R: 0 E: 0 K: 1 S: 6	H: 1 LOB: 1 BB: 0 P: 6	R: 0 E: 0 K: 2 S: 7	H: 0 LOB: 0 BB: 0 P: 7	R: 0 E: 0 K: 0 S: 3	H: 0 LOB: 0 BB: 0 P: 3	R: 0 E: 0 K: 0 S: 3	H: 1 LOB: 0 BB: 0 P: 3	R: 0 E: 0 K: 0 S: 8	H: 1 LOB: 1 BB: 0 P: 8	R: 0 E: 0 K: 2 S: 7	H: 0 LOB: 1 BB: 1 P: 11	R: 0 E: 0 K: 0 S: 3	H: 0 LOB: 0 BB: 0 P: 3	1B: 3 2B: 1 3B: 0 HR: 0	SF: 0 SAC: 0 DP: 1 HBP: 0	WP: 0 PB: 0 CS: 2	PA: 31
PITCHER Walt Terrell, R ERA: 3.63 (1, 1)	IP: 9.0 WLS: W BF: 30 H: 4 R: 0 ER: 0 SO: 7 BB: 2 IBB: 0 HBP: 0 BLK: 0 WP: 0 HR: 0 S: 42 P: 50 ERA: 0.00 WHIP: 0.667																			

AB	28
R	0
H	4
RBI	0
BB	2
SO	7
LOB	8



Batter	1	2	3	4	5	6	7	8	9	AB	R	H	RBI	BB	SO	LOB	BOTTOM			
Mookie Wilson, S OBP: 0.296, SLG: 0.344 (1, 8)										4	0	2	1	0	0	0	Chicago Cubs @ New York Mets Shea Stadium, Flushing, NY Fri Aug 12, 1983, 7:05 PM EDT Att. 8,976 - Overcast - 67 F			
Hubie Brooks, R OBP: 0.307, SLG: 0.352 (1, 5)										4	0	0	0	0	1	2				
Keith Hernandez, L OBP: 0.362, SLG: 0.418 (1, 3)										4	0	1	0	0	0	0				
Danny Heep, L OBP: 0.356, SLG: 0.457 (1, 7)										3	1	2	1	0	1	0				
Darryl Strawberry, L OBP: 0.308, SLG: 0.451 (1, 9)										4	0	1	0	0	2	3				
Bob Bailor, R OBP: 0.295, SLG: 0.296 (1, 6)										4	0	1	0	0	0	1				
Brian Giles, R OBP: 0.312, SLG: 0.293 (1, 4)										2	0	0	0	1	0	1				
Ron Hodges, L OBP: 0.364, SLG: 0.260 (1, 2)										2	1	1	0	1	0	0				
Walt Terrell, L OBP: 0.150, SLG: 0.421 (1, 1)										2	0	0	0	0	1	2				
Inning Stats	R: 0 E: 0 K: 1 S: 6	H: 1 LOB: 2 BB: 0 P: 7	R: 0 E: 0 K: 1 S: 5	H: 1 LOB: 1 BB: 1 P: 9	R: 0 E: 0 K: 0 S: 3	H: 0 LOB: 0 BB: 0 P: 3	R: 0 E: 0 K: 1 S: 5	H: 1 LOB: 0 BB: 0 P: 5	R: 1 E: 0 K: 0 S: 6	H: 1 LOB: 1 BB: 1 P: 10	R: 1 E: 0 K: 0 S: 5	H: 2 LOB: 1 BB: 0 P: 5	R: 0 E: 0 K: 0 S: 4	H: 1 LOB: 1 BB: 0 P: 4	R: 0 E: 0 K: 1 S: 6	H: 1 LOB: 1 BB: 0 P: 6		1B: 7 2B: 1 3B: 0 HR: 1	SF: 0 SAC: 1 DP: 1 HBP: 1	WP: 1 PB: 0 SB: 2 CS: 3
PITCHER Fergie Jenkins, R ERA: 4.3 (1, 1)	IP: 7.0 WLS: L BF: 29 H: 7 R: 2 ER: 2 SO: 4 BB: 2 IBB: 1 HBP: 1 BLK: 0 WP: 1 HR: 1 S: 34 P: 43 ERA: 2.57 WHIP: 1.286																			
PITCHER Craig Lefferts, L ERA: 2.79 (8, 1)	IP: 1.0 WLS: L BF: 4 H: 1 R: 0 ER: 0 SO: 1 BB: 0 IBB: 0 HBP: 0 BLK: 0 WP: 0 HR: 0 S: 6 P: 6 ERA: 0.00 WHIP: 1.000																			

AB	29
R	2
H	8
RBI	2
BB	2
SO	5
LOB	9



Batter	1	2	3	4	5	6	7	8	9	AB	R	H	RBI	BB	SO	LOB	TOP										
Mookie Wilson, S OBP: 0.300, SLG: 0.352 Danny Heep, L OBP: 0.351, SLG: 0.444	2-3		4-3		F9		G3			2	0	1	0	0	0	0											
Hubie Brooks, R OBP: 0.312, SLG: 0.356	1-3		4-3		4-3			K		4	0	0	1	0	1	0											
Keith Hernandez, L OBP: 0.367, SLG: 0.418	BB		K		BB		F6			2	0	0	0	2	1	1											
George Foster, R OBP: 0.298, SLG: 0.419	K		F8		F2		F4			4	0	0	0	0	1	3											
Darryl Strawberry, L OBP: 0.313, SLG: 0.465		4-3			K					4	1	1	1	0	1	1											
Bob Bailor, R OBP: 0.298, SLG: 0.303		G3			K		L7			4	0	2	0	0	1	1											
Brian Giles, R OBP: 0.309, SLG: 0.289 Rusty Staub, L OBP: 0.387, SLG: 0.407	G3				K		F2			3	0	0	0	0	1	1											
Ron Hodges, L OBP: 0.366, SLG: 0.262 Mark Bradley, R OBP: 0.292, SLG: 0.338	BB				1-3		F6			2	0	0	0	1	0	0											
Mike Torrez, R OBP: 0.063, SLG: 0.043 Dave Kingman, R OBP: 0.264, SLG: 0.397 Carlos Diaz, R OBP: 0.292, SLG: 0.338	6-3				4-3					2	0	0	0	0	0	2											
Inning Stats	R: 0 E: 0 K: 1 S: 5	H: 0 LOB: 1 BB: 1 P: 9	R: 0 E: 0 K: 0 S: 4	H: 1 LOB: 2 BB: 1 P: 8	R: 1 E: 0 K: 1 S: 6	H: 1 LOB: 0 BB: 0 P: 6	R: 1 E: 0 K: 2 S: 8	H: 1 LOB: 0 BB: 0 P: 8	R: 0 E: 0 K: 0 S: 3	H: 0 LOB: 0 BB: 1 P: 9	R: 0 E: 0 K: 0 S: 3	H: 0 LOB: 1 BB: 1 P: 7	R: 0 E: 0 K: 1 S: 5	H: 0 LOB: 0 BB: 0 P: 5	R: 0 E: 0 K: 1 S: 6	H: 1 LOB: 1 BB: 0 P: 6	1B: 1 2B: 1 3B: 1 HR: 1	SF: 0 SAC: 0 DP: 0 HBP: 0	WP: 0 PB: 0 SB: 3 CS: 0	PA: 35							
PITCHER	IP	WLS	BF	H	R	ER	SO	BB	IBB	HBP	BLK	WP	HR	S	P	ERA	WHIP										
Jose DeLeon, R ERA: 2.28	8.1	W	33	4	2	2	6	4	0	0	0	0	1	41	57	2.16	0.960										
Rod Scurry, L ERA: 4.97	0.1		1	0	0	0	0	0	0	0	0	0	0	1	1	0.00	0.000										
Kent Tekulve, R ERA: 1.54	0.1	S	1	0	0	0	1	0	0	0	0	0	0	3	3	0.00	0.000										

New York Mets @ Pittsburgh Pirates
Three Rivers Stadium, Pittsburgh, PA
Mon Aug 15 1983, 7:05 PM EDT
Att: 15,053 - Unknown

AB 31
R 2
H 4
RBI 2
BB 4
SO 7
LOB 12



Batter	1	2	3	4	5	6	7	8	9	AB	R	H	RBI	BB	SO	LOB	BOTTOM										
Marvell Wynne, L OBP: 0.347, SLG: 0.411	K		F4		L7		K			4	0	0	0	0	2	2											
Johnny Ray, S OBP: 0.326, SLG: 0.406	F7		4-3			HR	5-3			3	1	0	0	1	0	1											
Bill Madlock, R OBP: 0.389, SLG: 0.463	BB		F7			HR		F8		4	2	2	2	0	0	0											
Jason Thompson, L OBP: 0.387, SLG: 0.429	1B				4-3		F6			3	0	0	0	1	1	0											
Dave Parker, L OBP: 0.296, SLG: 0.392	BB				4-3		F5			4	0	1	1	0	1	0											
Doug Frobel, L OBP: 0.308, SLG: 0.545 Lee Lacy, R OBP: 0.335, SLG: 0.415	F8				K					3	1	1	1	0	1	2											
Tony Peña, R OBP: 0.322, SLG: 0.404			5-3		6-3		F9			3	0	0	0	0	0	0											
Dale Berra, R OBP: 0.316, SLG: 0.355			L9				F9			3	0	1	0	0	0	0											
Jose DeLeon, R Rod Scurry, L Kent Tekulve, R	G3				4-3					2	0	0	0	1	0	1											
Inning Stats	R: 1 E: 0 K: 1 S: 7	H: 2 LOB: 2 BB: 1 P: 11	R: 0 E: 0 K: 0 S: 3	H: 0 LOB: 0 BB: 0 P: 3	R: 0 E: 0 K: 0 S: 3	H: 0 LOB: 0 BB: 0 P: 3	R: 0 E: 0 K: 1 S: 5	H: 0 LOB: 0 BB: 0 P: 5	R: 0 E: 0 K: 0 S: 4	H: 1 LOB: 1 BB: 0 P: 4	R: 3 E: 0 K: 0 S: 5	H: 2 LOB: 0 BB: 1 P: 9	R: 0 E: 0 K: 1 S: 5	H: 0 LOB: 0 BB: 1 P: 9	R: 0 E: 0 K: 2 S: 7	H: 0 LOB: 0 BB: 0 P: 7	1B: 2 2B: 1 3B: 0 HR: 2	SF: 0 SAC: 0 DP: 0 HBP: 0	WP: 0 PB: 0 SB: 0 CS: 0	PA: 32							
PITCHER	IP	WLS	BF	H	R	ER	SO	BB	IBB	HBP	BLK	WP	HR	S	P	ERA	WHIP										
Mike Torrez, R ERA: 4.16	6.0	L	25	5	4	4	2	2	0	0	0	0	2	27	35	6.00	1.167										
Carlos Diaz, L ERA: 2.12	2.0		7	0	0	0	3	1	0	0	0	0	0	12	16	0.00	0.500										

New York Mets @ Pittsburgh Pirates
Three Rivers Stadium, Pittsburgh, PA
Mon Aug 15 1983, 7:05 PM EDT
Att: 15,053 - Unknown


AB 29
R 4
H 5
RBI 4
BB 3
SO 5
LOB 6



Batter	1	2	3	4	5	6	7	8	9	AB	R	H	RBI	BB	SO	LOB	TOP				
Bob Bailor, R OBP: 0.297, SLG: 0.302 (1,4)										4	0	1	1	0	1	1					
Hubie Brooks, R OBP: 0.310, SLG: 0.353 (1,5)										4	0	0	0	0	0	2					
Keith Hernandez, L OBP: 0.368, SLG: 0.418 (1,3)										3	0	1	0	1	1	0					
George Foster, R OBP: 0.298, SLG: 0.417 (1,7)										4	0	1	0	0	1	1					
Darryl Strawberry, L OBP: 0.312, SLG: 0.462 (1,9)										4	0	1	0	0	2	2					
Danny Heep, L OBP: 0.344, SLG: 0.435 (1,8)										4	0	0	0	0	0	4					
José Quiendo, S OBP: 0.263, SLG: 0.243 (1,6)										3	1	1	0	0	1	0					
Junior Ortiz, R OBP: 0.243, SLG: 0.229 (1,2)										3	0	1	0	0	1	0					
Craig Swan, R OBP: 0.083, SLG: 0.083 (1,1)										2	0	0	0	0	1	2					
Doug Sisk, R OBP: 0.500, SLG: 0.500 (7,1)										0	0	0	0	0	0	0					
Dave Kingman, R OBP: 0.266, SLG: 0.397 (6,PH)										0	0	0	0	0	0	0					
Tom Gorman, L OBP: 0.250, SLG: 0.250 (8,1)										0	0	0	0	0	0	0					
Inning Stats	R: 0 E: 0 K: 0 S: 3	H: 0 LOB: 0 BB: 0 P: 3	R: 0 E: 0 K: 1 S: 5	H: 0 LOB: 0 BB: 0 P: 5	R: 1 E: 0 K: 1 S: 7	H: 3 LOB: 1 BB: 0 P: 7	R: 0 E: 0 K: 1 S: 5	H: 0 LOB: 0 BB: 0 P: 5	R: 0 E: 0 K: 0 S: 3	H: 0 LOB: 0 BB: 0 P: 3	R: 0 E: 0 K: 1 S: 6	H: 2 LOB: 1 BB: 0 P: 6	R: 0 E: 0 K: 3 S: 9	H: 0 LOB: 1 BB: 0 P: 10	R: 0 E: 0 K: 1 S: 6	H: 1 LOB: 2 BB: 1 P: 10	1B: 6 2B: 0 3B: 0 HR: 0	SF: 0 SAC: 0 DP: 2 HBP: 1	WP: 0 PB: 0 SB: 1 CS: 0	PA: 33	
PITCHER	IP	WLS	BF	H	R	ER	SO	BB	IBB	HBP	BLK	WP	HR	S	P	ERA	WHIP				
Lee Tunnell, R ERA: 4.53 (1,1)	6.0	W	22	5	1	1	3	0	0	0	0	0	0	28	28	1.50	0.833				
Rod Scurry, L ERA: 4.59 (7,1)	1.0		2	0	0	0	1	0	0	0	0	0	0	4	4	0.00	0.000				
Cecilio Guante, R ERA: 2.83 (8,1)	2.0	S	9	1	0	0	4	1	0	1	0	0	0	15	20	0.00	1.000				

New York Mets @ Pittsburgh Pirates
Three Rivers Stadium, Pittsburgh, PA
Tue Aug 16 1983, 3:33 AM EDT
Att: 12,061 - Unknown


AB	31
R	1
H	6
RBI	1
BB	1
SO	8
LOB	12



Batter	1	2	3	4	5	6	7	8	9	AB	R	H	RBI	BB	SO	LOB	BOTTOM				
Marvell Wynne, L OBP: 0.350, SLG: 0.410 (1,8)										3	1	1	0	1	0	0					
Johnny Ray, S OBP: 0.327, SLG: 0.411 (1,4)										3	1	1	1	1	0	1					
Bill Madlock, R OBP: 0.387, SLG: 0.462 (1,5)										3	0	1	1	0	0	0					
Jason Thompson, L OBP: 0.386, SLG: 0.429 (1,3)										3	0	1	0	0	0	2					
Dave Parker, L OBP: 0.294, SLG: 0.389 (1,9)										3	0	0	0	0	0	3					
Doug Frobel, L OBP: 0.313, SLG: 0.714 (1,7)										3	1	1	1	0	0	0					
Tony Peña, R OBP: 0.320, SLG: 0.401 (1,2)										3	0	0	0	0	0	0					
Dale Berra, R OBP: 0.316, SLG: 0.355 (1,6)										3	0	1	0	0	0	0					
Lee Tunnell, R OBP: 0.135, SLG: 0.111 (7,1)										2	0	0	0	0	0	1					
Rod Scurry, L ERA: 2.59 (7,PH)										0	0	0	0	0	0	0					
Lee Mazzilli, S OBP: 0.380, SLG: 0.355 (8,1)										1	0	0	0	0	1	0					
Cecilio Guante, R OBP: 0.188, SLG: 0.133 (8,1)										0	0	0	0	0	0	0					
Inning Stats	R: 0 E: 0 K: 0 S: 4	H: 1 LOB: 2 BB: 1 P: 8	R: 0 E: 0 K: 0 S: 3	H: 0 LOB: 0 BB: 0 P: 3	R: 2 E: 0 K: 0 S: 4	H: 1 LOB: 0 BB: 1 P: 8	R: 1 E: 0 K: 0 S: 5	H: 2 LOB: 1 BB: 0 P: 5	R: 0 E: 0 K: 0 S: 3	H: 0 LOB: 0 BB: 0 P: 3	R: 0 E: 0 K: 1 S: 5	H: 0 LOB: 0 BB: 0 P: 5	R: 0 E: 0 K: 0 S: 3	H: 1 LOB: 0 BB: 0 P: 3	R: 0 E: 0 K: 0 S: 3	H: 1 LOB: 0 BB: 0 P: 3	1B: 4 2B: 0 3B: 1 HR: 1	SF: 1 SAC: 0 DP: 1 HBP: 0	WP: 0 PB: 0 SB: 0 CS: 1	PA: 30	
PITCHER	IP	WLS	BF	H	R	ER	SO	BB	IBB	HBP	BLK	WP	HR	S	P	ERA	WHIP				
Craig Swan, R ERA: 5.3 (1,1)	6.0	L	24	5	3	3	0	2	0	0	0	0	0	22	30	4.50	1.167				
Doug Sisk, R ERA: 2.59 (7,1)	1.0		3	0	0	0	1	0	0	0	0	0	0	5	5	0.00	0.000				
Tom Gorman, L ERA: 4.91 (8,1)	1.0		3	1	0	0	0	0	0	0	0	0	0	3	3	0.00	1.000				

New York Mets @ Pittsburgh Pirates
Three Rivers Stadium, Pittsburgh, PA
Tue Aug 16 1983, 3:33 AM EDT
Att: 12,061 - Unknown

AB	27
R	3
H	6
RBI	3
BB	2
SO	1
LOB	7



Batter	1	2	3	4	5	6	7	8	9	AB	R	H	RBI	BB	SO	LOB	TOP			
Danny Heep, L OBP: 0.338, SLG: 0.426 (1, 8)	F7		6-3			P6		L3		4	0	0	0	0	0	0				
Hubie Brooks, R OBP: 0.307, SLG: 0.350 (1, 5)	K			4-3		K		4-3		4	0	0	0	0	2	0				
Keith Hernandez, L OBP: 0.371, SLG: 0.417 (1, 3)	BB			BB		4-3		FC4 HBP		1	0	0	0	2	0	0				
George Foster, R OBP: 0.297, SLG: 0.416 (1, 7)	K			P2		4-3 1B		K		4	1	1	0	0	2	3				
Darryl Strawberry, L OBP: 0.308, SLG: 0.456 (1, 9)		K		K		4-3		FC4		4	0	0	0	0	2	3				
Bob Bailor, R OBP: 0.301, SLG: 0.307 (1, 6)		CS 1B			L3		FC5-4 1B			3	0	2	1	0	0	0				
Ron Hodges, L OBP: 0.263, SLG: 0.260 (7, PH)										2	0	0	0	0	2	1				
Dave Kingman, R OBP: 0.265, SLG: 0.395 (7, PH)										1	0	0	0	0	0	1				
Junior Ortiz, R OBP: 0.243, SLG: 0.229 (7, 2)										0	0	0	0	0	0	0				
Brian Giles, R OBP: 0.306, SLG: 0.287 (1, 4)			F7		F8			K		3	0	0	0	0	1	0				
Walt Terrell, L OBP: 0.136, SLG: 0.381 (1, 1)										2	0	0	0	0	1	0				
Mark Bradley, R OBP: 0.289, SLG: 0.333 (8, PH)										1	0	0	0	0	1	0				
Doug Sisk, R OBP: 0.500, SLG: 0.500 (8, 1)										0	0	0	0	0	0	0				
Inning Stats	R: 0 E: 0 K: 2 S: 7	H: 0 LOB: 1 BB: 1 P: 11	R: 0 E: 0 K: 2 S: 7	H: 1 LOB: 0 BB: 0 P: 7	R: 0 E: 0 K: 1 S: 5	H: 0 LOB: 0 BB: 0 P: 5	R: 0 E: 0 K: 1 S: 5	H: 0 LOB: 0 BB: 1 P: 9	R: 0 E: 0 K: 1 S: 5	H: 0 LOB: 0 BB: 0 P: 5	R: 1 E: 0 K: 0 S: 5	H: 2 LOB: 1 BB: 0 P: 5	R: 0 E: 0 K: 2 S: 7	H: 0 LOB: 0 BB: 0 P: 7	R: 0 E: 0 K: 1 S: 5	H: 0 LOB: 1 BB: 0 P: 6	1B: 3 2B: 0 3B: 0 HR: 0	SF: 0 SAC: 0 DP: 0 HBP: 1	WP: 0 PB: 0 SB: 1 CS: 1	PA: 32
PITCHER	IP	WLS	BF	H	R	ER	SO	BB	IBB	HBP	BLK	WP	HR	S	P	ERA	WHIP			
Bob Welch, R ERA: 2.8 (1, 1)	6.0	W	20	1	0	0	8	2	0	0	0	0	0	34	42	0.00	0.500			
Steve Howe, L ERA: 1.71 (7, 1)	3.0	S	12	2	1	1	3	0	0	1	0	0	0	17	18	3.00	0.667			

New York Mets @ Los Angeles Dodgers
Dodger Stadium, Los Angeles, CA
Wed Aug 17 1983, 7:05 PM PDT
Att: 33,250 - Unknown

AB	29
R	1
H	3
RBI	1
BB	2
SO	11
LOB	8



Batter	1	2	3	4	5	6	7	8	9	AB	R	H	RBI	BB	SO	LOB	BOTTOM			
Steve Sax, R OBP: 0.342, SLG: 0.358 (1, 4)	5-3	FC4-6 1B		4-3		FC6-4		FC6-4		5	1	1	2	0	0	3				
Bill Russell, R OBP: 0.326, SLG: 0.324 (1, 6)	L5	FC4-6 1B		E6		FC6-4		SF7		4	0	0	1	0	0	4				
Dusty Baker Jr., R OBP: 0.347, SLG: 0.415 (1, 7)	BB	BB		F7		F3		5-3		4	0	1	1	1	0	1				
Ken Landreaux, L OBP: 0.343, SLG: 0.485 (7, PH)					F9					3	0	1	0	0	0	2				
Rafael Landestoy, S OBP: 0.219, SLG: 0.192 (8, 5)		4-3								1	0	0	0	0	0	0				
Mike Marshall, R OBP: 0.343, SLG: 0.417 (1, 9)	K			G6-3 BB		K		BB WP		4	0	2	0	0	2	2				
Greg Brock, L OBP: 0.326, SLG: 0.409 (1, 3)		SH2-4 BB		G6-3 BB		G3		BB		1	1	0	0	3	0	0				
Derrel Thomas, S OBP: 0.348, SLG: 0.346 (8, 8)		SH2-4 BB		G6-3		K		BB		3	1	1	0	1	1	2				
Jack Fimple, R OBP: 0.283, SLG: 0.386 (1, 2)		SH2-4		6-3		FC6-4 HBP		F7		3	0	1	0	0	0	4				
Bob Welch, R OBP: 0.140, SLG: 0.196 (1, 1)		FC2				FC6-4 HBP		FC6-4		2	1	0	0	0	0	2				
Steve Howe, L OBP: 0.250, SLG: 0.143 (7, 1)		FC4-6 BB								1	0	1	0	0	0	0				
Inning Stats	R: 0 E: 0 K: 1 S: 6	H: 1 LOB: 2 BB: 1 P: 10	R: 3 E: 0 K: 0 S: 7	H: 3 LOB: 2 BB: 1 P: 11	R: 0 E: 0 K: 0 S: 3	H: 1 LOB: 1 BB: 1 P: 7	R: 0 E: 1 K: 0 S: 4	H: 0 LOB: 0 BB: 0 P: 4	R: 0 E: 0 K: 1 S: 5	H: 0 LOB: 0 BB: 0 P: 5	R: 0 E: 0 K: 1 S: 6	H: 1 LOB: 2 BB: 0 P: 7	R: 0 E: 0 K: 0 S: 4	H: 1 LOB: 3 BB: 2 P: 12	R: 1 E: 0 K: 0 S: 4	H: 1 LOB: 0 BB: 0 P: 4	1B: 8 2B: 0 3B: 0 HR: 0	SF: 1 SAC: 1 DP: 1 HBP: 1	WP: 1 PB: 0 SB: 1 CS: 0	PA: 39
PITCHER	IP	WLS	BF	H	R	ER	SO	BB	IBB	HBP	BLK	WP	HR	S	P	ERA	WHIP			
Walt Terrell, R ERA: 3.85 (1, 1)	7.0	L	35	7	3	3	3	5	0	1	0	0	0	35	56	3.86	1.714			
Doug Sisk, R ERA: 2.56 (8, 1)	1.0		4	1	1	0	0	0	0	0	0	0	0	4	4	0.00	1.000			

New York Mets @ Los Angeles Dodgers
Dodger Stadium, Los Angeles, CA
Wed Aug 17 1983, 7:05 PM PDT
Att: 33,250 - Unknown

AB	31
R	4
H	8
RBI	4
BB	5
SO	3
LOB	20



Batter	1	2	3	4	5	6	7	8	9	10	AB	R	H	RBI	BB	SO	LOB	TOP	
Bob Bailor, R OBP: 0.301, SLG: 0.307 Rusty Staub, L OBP: 0.263, SLG: 0.402 Brian Giles, R OBP: 0.307, SLG: 0.291	1-3		F6		FC1-2 1B	FC6-4		2B		E5 2B	3	1	1	0	0	0	0		
Hubie Brooks, R OBP: 0.303, SLG: 0.346 Doug Sisk, R OBP: 0.500, SLG: 0.500 Ron Hodges, L OBP: 0.365, SLG: 0.268 Jesse Orosco, R OBP: 0.250, SLG: 0.273	F8		4-3		FC1-2 1B		6-3	K			5	0	0	0	0	1	4		
Keith Hernandez, L OBP: 0.375, SLG: 0.417	1B BB		F8		FC6-4 1B		1-3			HR 1B	4	1	2	2	2	0	0		
George Foster, R OBP: 0.300, SLG: 0.424	1B			5-3	FC6-4		1B			HR 1B	6	1	3	2	0	0	4		
Mark Bradley, R OBP: 0.294, SLG: 0.326	F3			F4		F4	1B			1-4-3	5	0	1	0	0	0	2		
Darryl Strawberry, L OBP: 0.393, SLG: 0.463		HR		4-3		BB 1B	K			1-3	4	1	1	1	1	1	2		
Junior Ortiz, R OBP: 0.241, SLG: 0.228		5-3			K	BB 1B				6-3	5	0	1	0	0	1	0		
José Quiendo, S OBP: 0.265, SLG: 0.246		6-3			1B FC1-2 1B	K				F8	5	1	2	0	0	1	2		
Tom Seaver, R OBP: 0.231, SLG: 0.271 Dave Kingman, R OBP: 0.268, SLG: 0.395 Carlos Diaz, R OBP: 0.267, SLG: 0.222		K			FC1-2 1B	FC6-4 BB		F2		6-3	2	1	1	0	0	1	0		
Tucker Ashford, R OBP: 0.267, SLG: 0.222					1B	1B					2	0	0	0	0	0	1		
Inning Stats	R: 0 E: 0 K: 0 S: 4	H: 1 LOB: 2 BB: 1 P: 8	R: 1 E: 0 K: 1 S: 6	H: 1 LOB: 0 BB: 0 P: 6	R: 0 E: 0 K: 0 S: 3	H: 0 LOB: 0 BB: 0 P: 3	R: 0 E: 0 K: 1 S: 6	H: 1 LOB: 3 BB: 2 P: 14	R: 0 E: 0 K: 1 S: 7	H: 2 LOB: 2 BB: 0 P: 7	R: 1 E: 0 K: 1 S: 7	H: 2 LOB: 1 BB: 0 P: 7	R: 2 E: 0 K: 0 S: 5	H: 2 LOB: 0 BB: 0 P: 5	R: 1 E: 1 K: 0 S: 5	H: 1 LOB: 2 BB: 1 P: 9	1B: 10 2B: 2 3B: 0 HR: 2	SF: 0 SAC: 0 DP: 0 HBP: 0	WP: 0 PA: 49
PITCHER	IP 5.2	WLS 27	H 7	R 3	ER 3	SO 3	BB 3	IBB 0	HBP 0	BLK 0	WP 0	HR 1	S 30	P 42	ERA 4.76	WHIP 1.765			
Mark Davis, L ERA: 4.7																			
Jim Barr, R ERA: 4.95	0.1	1	0	0	0	0	0	0	0	0	0	0	1	1	0.00	0.000			
Gary Lavelle, L ERA: 2.54	3.0	15	6	3	3	2	0	0	0	0	0	1	19	19	9.00	2.000			
Greg Minton, R ERA: 3.66	1.0	L	6	1	1	0	0	1	0	0	0	0	5	9	0.00	1.000			

New York Mets @ San Francisco Giants
Candlestick Park, San Francisco, CA
Fri Aug 19 1983, 10:05 PM EDT
Att: 5,829 - Unknown

AB 45
R 7
H 14
RBI 7
BB 4
SO 5
LOB 18



Batter	1	2	3	4	5	6	7	8	9	10	AB	R	H	RBI	BB	SO	LOB	BOTTOM			
Johnnie LeMaster, R OBP: 0.327, SLG: 0.326	F4		S 1B BB		4-3 2H 1B		1-3			BB IBB	3	2	1	1	2	0	0				
Darrell Evans, L OBP: 0.375, SLG: 0.524	WP BB 1B		F7		4-3		3-1			K	5	1	1	0	0	1	4				
Jack Clark, R OBP: 0.351, SLG: 0.426	WP 1B BB							G3			3	1	2	2	2	0	0				
Jeffrey Leonard, R OBP: 0.315, SLG: 0.459	8-3 1H 2H 1B		5-3		K		5-3			K	5	0	1	2	0	2	5				
Chili Davis, S OBP: 0.323, SLG: 0.376	8-3				F5			1B 1B			5	1	2	0	0	1	1				
Tom O'Malley, L OBP: 0.335, SLG: 0.343					4-3			G6-4-3 1B			4	0	1	1	1	1	0				
John Rabb, R OBP: 0.307, SLG: 0.370	F8				F8		G6-4-3	F2		1-3	5	0	0	0	0	0	3				
Duane Kuiper, L OBP: 0.388, SLG: 0.294 Joel Youngblood, R OBP: 0.342, SLG: 0.475 Gary Lavelle, S OBP: 0.342, SLG: 0.475 Max Venable, L OBP: 0.252, SLG: 0.411 Joe Pettini, R OBP: 0.238, SLG: 0.211		4-3			SH1 1B BB		F7			BB 2B	1	1	0	0	1	0	0				
Mark Davis, L OBP: 0.222, SLG: 0.125 Jim Barr, R OBP: 0.222, SLG: 0.125 Brad Wellman, R OBP: 0.222, SLG: 0.125 Dave Bergman, L OBP: 0.222, SLG: 0.125 Bob Brenly, R OBP: 0.222, SLG: 0.125 Greg Minton, R OBP: 0.222, SLG: 0.125					4-3			K		K	1	0	0	0	0	0	0				
Inning Stats	R: 2 E: 0 K: 0 S: 4	H: 2 LOB: 0 BB: 8 P: 8	R: 0 E: 0 K: 0 S: 3	H: 0 LOB: 0 BB: 0 P: 3	R: 0 E: 0 K: 0 S: 4	H: 1 LOB: 1 BB: 1 P: 8	R: 0 E: 0 K: 0 S: 3	H: 0 LOB: 0 BB: 0 P: 3	R: 2 E: 0 K: 1 S: 7	H: 2 LOB: 1 BB: 1 P: 11	R: 1 E: 0 K: 0 S: 4	H: 2 LOB: 0 BB: 0 P: 4	R: 0 E: 0 K: 0 S: 4	H: 1 LOB: 2 BB: 1 P: 8	R: 0 E: 0 K: 3 S: 10	H: 1 LOB: 3 BB: 2 P: 18	R: 0 E: 0 K: 2 S: 7	H: 0 LOB: 0 BB: 0 P: 7	1B: 8 2B: 2 3B: 0 HR: 0	SF: 0 SAC: 1 DP: 2 HBP: 0	WP: 1 PA: 43
PITCHER	IP 5.0	WLS 22	H 5	R 5	ER 5	SO 1	BB 3	IBB 0	HBP 0	BLK 0	WP 1	HR 0	S 21	P 33	ERA 9.00	WHIP 1.600					
Tom Seaver, R ERA: 3.7																					
Carlos Diaz, L ERA: 2.2	2.0	7	2	1	1	1	0	0	0	0	0	0	9	9	4.50	1.000					
Doug Sisk, R ERA: 2.52	1.0	6	2	0	0	0	1	0	0	0	0	0	5	9	0.00	3.000					
Jesse Orosco, L ERA: 1.18	2.0	W	8	0	0	0	5	1	1	0	0	0	16	24	0.00	0.500					

New York Mets @ San Francisco Giants
Candlestick Park, San Francisco, CA
Fri Aug 19 1983, 10:05 PM EDT
Att: 5,829 - Unknown

AB 36
R 6
H 9
RBI 6
BB 6
SO 7
LOB 14



Batter	1	2	3	4	5	6	7	8	9	AB R H RBI BB SO LOB	TOP											
Danny Heep, L OBP: 0.330, SLG: 0.415 (1, 8)	K2-3		F7		K	G3			4-3	5 0 0 0 0 2 2	New York Mets @ San Francisco Giants Candlestick Park, San Francisco, CA Sat Aug 20 1983, 6:33 AM EDT Att: 23,319 - Unknown livebaseballscorecards.com											
Hubie Brooks, R OBP: 0.302, SLG: 0.344 (1, 5)	K		5-3		1B HR	5-3			L6	5 1 1 0 0 1 1												
Keith Hernandez, L OBP: 0.379, SLG: 0.421 (1, 3)				4-3	HR					3 1 2 0 2 0 0												
George Foster, R OBP: 0.301, SLG: 0.429 (1, 7)	K			K	HR				L3	4 1 1 4 1 2 2												
Darryl Strawberry, L OBP: 0.309, SLG: 0.458 (1, 9)			K		F8	E			9-6-5	3 1 0 0 1 1 2												
Ron Hodges, L OBP: 0.372, SLG: 0.287 (1, 2)									6-3	4 1 3 1 0 0 1												
Brian Giles, R OBP: 0.306, SLG: 0.291 (1, 4)										4 1 1 0 0 1 2												
José Oquendo, S OBP: 0.262, SLG: 0.243 (1, 6)										3 0 0 1 0 0 1												
Ed Lynch, R OBP: 0.200, SLG: 0.182 (1, 1)										4 1 2 1 0 1 0												
Inning Stats	R: 0 E: 0 K: 3 S: 9	H: 0 LOB: 1 BB: 1 P: 13	R: 0 E: 0 K: 1 S: 6	H: 1 LOB: 1 BB: 0 P: 6	R: 0 E: 0 K: 0 S: 3	H: 0 LOB: 0 BB: 0 P: 3	R: 0 E: 0 K: 1 S: 5	H: 0 LOB: 0 BB: 0 P: 5	R: 7 E: 1 K: 1 S: 12	H: 7 LOB: 1 BB: 1 P: 16	R: 0 E: 0 K: 0 S: 4	H: 1 LOB: 1 BB: 0 P: 4	R: 0 E: 0 K: 0 S: 3	H: 1 LOB: 1 BB: 1 P: 7	R: 0 E: 0 K: 2 S: 7	H: 0 LOB: 0 BB: 0 P: 7	R: 0 E: 0 K: 0 S: 3	H: 0 LOB: 1 BB: 1 P: 7	1B: 6 2B: 4 3B: 0 HR: 1	SF: 0 SAC: 1 DP: 1 HBP: 0	WP: 0 PB: 0 SB: 0 CS: 0	PA: 40
PITCHER	IP WLS BF H R ER SO BB IBB HBP BLK WP HR S P ERA WHIP											PITCHER	IP WLS BF H R ER SO BB IBB HBP BLK WP HR S P ERA WHIP									
Fred Breining, R ERA: 4.21 (1, 1)	4.2 L 21 6 5 5 6 1 0 0 0 0 0 0 32 36 9.64 1.500																					
Mark Calvert, R ERA: 4.98 (5, 1)	1.1 8 3 2 2 0 1 0 0 0 0 1 7 11 13.50 3.000																					
Renie Martin, R ERA: 4.75 (7, 1)	2.0 7 1 0 0 2 1 0 0 0 0 0 10 14 0.00 1.000																					
Andy McGaffigan, R ERA: 4.71 (9, 1)	1.0 4 0 0 0 0 1 0 0 0 0 0 3 7 0.00 1.000																					

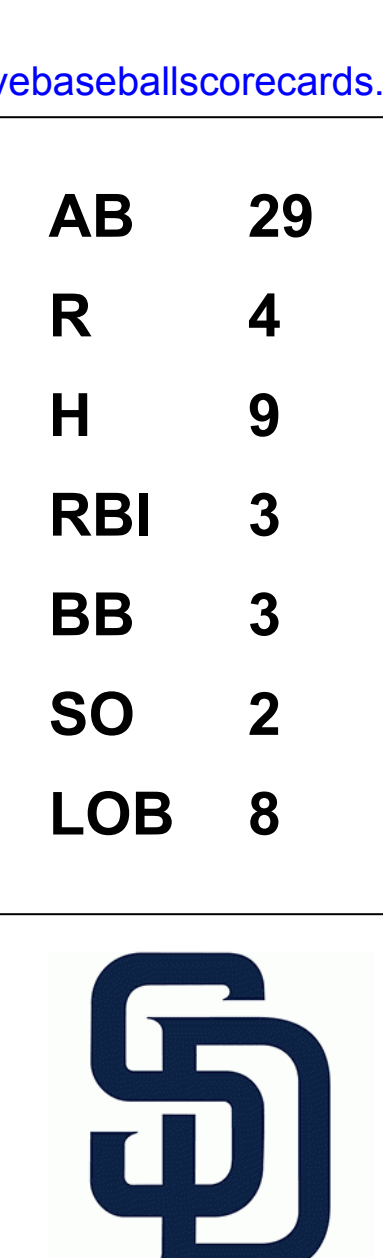
Batter	1	2	3	4	5	6	7	8	9	AB R H RBI BB SO LOB	BOTTOM											
Johnnie LeMaster, R OBP: 0.329, SLG: 0.327 (1, 6)	K			F3						4 0 2 0 0 1 0	New York Mets @ San Francisco Giants Candlestick Park, San Francisco, CA Sat Aug 20 1983, 6:33 AM EDT Att: 23,319 - Unknown livebaseballscorecards.com											
Darrell Evans, L OBP: 0.372, SLG: 0.519 (1, 3)	F5			F5		G3-6-3			G3-6-3	4 0 0 0 0 0 3												
Jack Clark, R OBP: 0.353, SLG: 0.427 (1, 9)	5-3									4 1 2 0 0 0 0												
Jeffrey Leonard, R OBP: 0.315, SLG: 0.457 (1, 7)										4 0 1 0 0 0 1												
Chili Davis, S OBP: 0.320, SLG: 0.374 (1, 8)										4 0 0 0 0 0 2												
Joel Youngblood, R OBP: 0.342, SLG: 0.478 (1, 4)										3 0 1 1 0 0 0												
Tom O'Malley, L OBP: 0.332, SLG: 0.339 (1, 5)										3 0 0 0 0 0 1												
John Rabb, R OBP: 0.297, SLG: 0.357 (1, 2)										3 0 0 0 0 0 0												
Inning Stats	R: 0 E: 0 K: 1 S: 5	H: 0 LOB: 0 BB: 0 P: 5	R: 0 E: 0 K: 0 S: 3	H: 0 LOB: 0 BB: 0 P: 3	R: 0 E: 0 K: 1 S: 5	H: 0 LOB: 0 BB: 0 P: 5	R: 0 E: 0 K: 0 S: 4	H: 1 LOB: 1 BB: 0 P: 4	R: 0 E: 0 K: 0 S: 3	H: 0 LOB: 0 BB: 0 P: 3	R: 0 E: 0 K: 0 S: 4	H: 2 LOB: 1 BB: 0 P: 4	R: 1 E: 0 K: 0 S: 5	H: 3 LOB: 1 BB: 0 P: 5	R: 1 E: 0 K: 0 S: 4	H: 2 LOB: 0 BB: 0 P: 4	R: 0 E: 0 K: 0 S: 3	H: 0 LOB: 0 BB: 0 P: 3	1B: 5 2B: 2 3B: 0 HR: 1	SF: 0 SAC: 0 DP: 2 HBP: 0	WP: 0 PB: 0 SB: 0 CS: 0	PA: 32
PITCHER	IP WLS BF H R ER SO BB IBB HBP BLK WP HR S P ERA WHIP											PITCHER	IP WLS BF H R ER SO BB IBB HBP BLK WP HR S P ERA WHIP									
Ed Lynch, R ERA: 3.53 (1, 1)	9.0 W 32 8 2 2 2 0 0 0 0 0 1 36 36 2.00 0.889																					
Fred Breining, R OBP: 0.182, SLG: 0.154 (5, 1)										1 0 0 0 0 1 0												
Mark Calvert, R OBP: 0.301, SLG: 0.357 (5, 1)										0 0 0 0 0 0 0												
Duane Kuiper, L OBP: 0.271, SLG: 0.305 (6, 1)										1 0 1 0 0 0 0												
Renie Martin, R OBP: 0.301, SLG: 0.357 (7, 1)										0 0 0 0 0 0 0												
Dave Bergman, L OBP: 0.250, SLG: 0.320 (8, 1)										1 1 1 1 0 0 0												
Andy McGaffigan, R OBP: 0.271, SLG: 0.274 (9, 1)										0 0 0 0 0 0 0												

Batter	1	2	3	4	5	6	7	8	9	AB	R	H	RBI	BB	SO	LOB	TOP										
Danny Heep, L OBP: 0.324, SLG: 0.406 (1, 8)										4	0	0	0	0	1	0	New York Mets @ San Diego Padres Jack Murphy Stadium, San Diego, CA Mon Aug 22 1983, 10:05 PM EDT Att: 22,060 - Unknown										
Hubie Brooks, R OBP: 0.301, SLG: 0.339 (1, 5)										4	0	0	0	0	1	0											
Keith Hernandez, L OBP: 0.376, SLG: 0.417 (1, 3)										4	0	1	0	0	1	0											
George Foster, R OBP: 0.300, SLG: 0.432 (1, 7)										4	1	1	0	0	1	1											
Darryl Strawberry, L OBP: 0.313, SLG: 0.477 (1, 9)										4	2	2	3	0	0	0											
Ron Hodges, L OBP: 0.370, SLG: 0.286 (1, 2)										4	0	1	0	0	1	1											
Bob Bailor, R OBP: 0.298, SLG: 0.304 (1, 6) (7, 4)										3	0	0	0	0	0	1											
Brian Giles, R OBP: 0.304, SLG: 0.288 Carlos Diaz, R (7, 1)										3	0	1	0	0	0	0											
Craig Swan, R OBP: 0.077, SLG: 0.077 José Oquendo, S OBP: 0.269, SLG: 0.259 (7, 6)										2	0	0	0	0	1	1											
										1	0	0	0	0	0	0											
Inning Stats	R: 0 E: 0 K: 0 S: 3	H: 0 LOB: 0 BB: 0 P: 3	R: 2 E: 0 K: 0 S: 6	H: 4 LOB: 1 BB: 0 P: 6	R: 0 E: 0 K: 2 S: 8	H: 1 LOB: 1 BB: 0 P: 8	R: 0 E: 0 K: 0 S: 3	H: 0 LOB: 0 BB: 0 P: 3	R: 0 E: 0 K: 1 S: 5	H: 0 LOB: 0 BB: 0 P: 5	R: 0 E: 0 K: 2 S: 7	H: 0 LOB: 0 BB: 0 P: 7	R: 1 E: 0 K: 0 S: 4	H: 1 LOB: 0 BB: 0 P: 4	R: 0 E: 0 K: 0 S: 3	H: 0 LOB: 0 BB: 0 P: 3	R: 0 E: 1 K: 1 S: 6	H: 0 LOB: 1 BB: 0 P: 6	1B: 4 2B: 0 3B: 0 HR: 2	SF: 0 SAC: 0 DP: 1 HBP: 0	WP: 0 PB: 0 SB: 0 CS: 0	PA: 33					
PITCHER	IP	WLS	BF	H	R	ER	SO	BB	IBB	HBP	BLK	WP	HR	S	P	ERA	WHIP										
Eric Show, R ERA: 3.67 Luis DeLeon, R ERA: 2.57	(1, 1) (8, 1)	7.0 S	26 7	6 0	3 0	3 0	5 1	0 0	0 0	0 0	0 0	0 0	2 0	36 9	36 9	3.86 0.00	0.857 0.000										

AB	33
R	3
H	6
RBI	3
BB	0
SO	6
LOB	4



Batter	1	2	3	4	5	6	7	8	9	AB	R	H	RBI	BB	SO	LOB	BOTTOM										
Bobby Brown, S OBP: 0.402, SLG: 0.493 (1, 7)										4	1	2	0	0	0	1	New York Mets @ San Diego Padres Jack Murphy Stadium, San Diego, CA Mon Aug 22 1983, 10:05 PM EDT Att: 22,060 - Unknown										
Alan Wiggins, S OBP: 0.364, SLG: 0.333 (1, 3)										2	1	2	0	2	0	0											
Garry Templeton, S OBP: 0.287, SLG: 0.321 (1, 6)										3	0	0	0	1	0	4											
Terry Kennedy, L OBP: 0.347, SLG: 0.423 (1, 2)										3	0	1	1	0	1	2											
Tony Gwynn, L OBP: 0.326, SLG: 0.356 (1, 9)										4	0	1	0	0	0	1											
Ruppert Jones, L OBP: 0.302, SLG: 0.384 (1, 8)										4	1	1	1	0	0	0											
Luis Salazar, R OBP: 0.283, SLG: 0.369 (1, 5)										3	1	1	1	0	0	0											
Juan Bonilla, R OBP: 0.318, SLG: 0.315 (1, 4)										3	0	0	0	0	0	0											
Eric Show, R OBP: 0.228, SLG: 0.218 Gene Richards, L OBP: 0.328, SLG: 0.393 Luis DeLeon, R OBP: 0.200, SLG: 0.200 (7, PH) (8, 1)										2	0	1	0	0	1	0											
										1	0	0	0	0	0	0											
										0	0	0	0	0	0	0											
Inning Stats	R: 1 E: 0 K: 0 S: 5	H: 3 LOB: 1 BB: 0 P: 5	R: 1 E: 0 K: 0 S: 5	H: 2 LOB: 1 BB: 0 P: 5	R: 1 E: 0 K: 0 S: 4	H: 1 LOB: 0 BB: 0 P: 4	R: 0 E: 0 K: 0 S: 3	H: 0 LOB: 0 BB: 0 P: 3	R: 0 E: 0 K: 1 S: 5	H: 0 LOB: 2 BB: 2 P: 13	R: 1 E: 0 K: 0 S: 4	H: 2 LOB: 0 BB: 0 P: 4	R: 0 E: 0 K: 0 S: 3	H: 1 LOB: 1 BB: 1 P: 7	R: 0 E: 0 K: 1 S: 5	H: 0 LOB: 0 BB: 0 P: 5	1B: 4 2B: 3 3B: 0 HR: 2	SF: 1 SAC: 0 DP: 2 HBP: 0	WP: 0 PB: 0 SB: 3 CS: 0	PA: 33							
PITCHER	IP	WLS	BF	H	R	ER	SO	BB	IBB	HBP	BLK	WP	HR	S	P	ERA	WHIP										
Craig Swan, R ERA: 5.32 Carlos Diaz, L ERA: 2.14	(1, 1) (7, 1)	6.1 L	29 4	9 0	4 0	4 0	1 1	3 0	0 0	0 0	0 0	0 0	2 0	28 6	40 6	5.68 0.00	1.895 0.000										



Batter	1	2	3	4	5	6	7	8	9	AB	R	H	RBI	BB	SO	LOB	TOP					
Mookie Wilson, S (1, 8) OBP: 0.301, SLG: 0.353										5	1	2	0	0	1	1						
Hubie Brooks, R (1, 5) OBP: 0.300, SLG: 0.337										5	2	1	0	0	0	0						
Keith Hernandez, L (1, 3) OBP: 0.380, SLG: 0.422										5	1	4	0	0	1	1						
George Foster, R (1, 7) OBP: 0.299, SLG: 0.429										5	1	1	1	0	1	4						
Darryl Strawberry, L (1, 9) OBP: 0.318, SLG: 0.481										2	0	1	1	2	0	2						
Ron Hodges, L (1, 2) OBP: 0.389, SLG: 0.287										3	0	1	0	0	0	1						
Mark Bradley, R (8, PH) OBP: 0.307, SLG: 0.333										0	1	0	0	1	0	0						
Bob Bailor, R (8, 6) OBP: 0.298, SLG: 0.304										0	0	0	0	0	0	0						
Brian Giles, R (1, 4) OBP: 0.301, SLG: 0.285										4	0	0	0	0	1	3						
José Oquendo, S (1, 6) OBP: 0.266, SLG: 0.256										3	0	0	0	0	1	0						
Dave Kingman, R (8, PH) OBP: 0.271, SLG: 0.337										1	1	1	2	0	0	0						
Junior Ortiz, R (8, 2) OBP: 0.242, SLG: 0.237										0	0	0	0	0	0	0						
Walt Terrell, L (1, 1) OBP: 0.231, SLG: 0.600										4	1	3	3	0	1	0						
Inning Stats	R: 2 E: 1 K: 2 S: 9	H: 3 LOB: 1 BB: 0 P: 9	R: 0 E: 0 K: 0 S: 3	H: 0 LOB: 0 BB: 0 P: 3	R: 0 E: 0 K: 1 S: 5	H: 0 LOB: 0 BB: 0 P: 5	R: 0 E: 0 K: 0 S: 3	H: 1 LOB: 1 BB: 0 P: 7	R: 0 E: 0 K: 1 S: 6	H: 1 LOB: 1 BB: 0 P: 6	R: 0 E: 0 K: 0 S: 4	H: 2 LOB: 2 BB: 1 P: 8	R: 0 E: 0 K: 1 S: 6	H: 2 LOB: 1 BB: 0 P: 6	R: 6 E: 1 K: 1 S: 10	H: 4 LOB: 0 BB: 1 P: 14	R: 0 E: 0 K: 0 S: 3	H: 1 LOB: 0 BB: 0 P: 3	1B: 11 2B: 2 3B: 0 HR: 1	SF: 0 SAC: 0 DP: 2 HBP: 0	WP: 0 PB: 0 SB: 2 CS: 0	PA: 41
PITCHER	IP	WLS	BF	H	R	ER	SO	BB	IBB	HBP	BLK	WP	HR	S	P	ERA	WHIP					
John Montefusco, R (1, 1) ERA: 3.3	7.0	L	28	9	2	2	5	1	1	0	0	0	0	36	44	2.57	1.429					
Gary Lucas, L (8, 1) ERA: 3.04	1.0		9	4	6	0	1	0	1	0	0	0	1	10	14	0.00	4.000					
Elias Sosa, R (9, 1) ERA: 4.25	1.0		3	1	0	0	0	0	0	0	0	0	0	3	3	0.00	1.000					

New York Mets @ San Diego Padres
Jack Murphy Stadium, San Diego, CA
Tue Aug 23 1983, 10:05 PM EDT
Att: 8,578 - Unknown

AB 37
R 8
H 14
RBI 7
BB 3
SO 6
LOB 12



Batter	1	2	3	4	5	6	7	8	9	AB	R	H	RBI	BB	SO	LOB	BOTTOM					
Bobby Brown, S (1, 7) OBP: 0.396, SLG: 0.481										4	0	1	0	0	0	1						
Alan Wiggins, S (1, 3) OBP: 0.361, SLG: 0.330										4	0	0	0	0	0	1						
Garry Templeton, S (1, 6) OBP: 0.286, SLG: 0.320										4	1	1	0	0	1	1						
Terry Kennedy, L (1, 2) OBP: 0.351, SLG: 0.426										4	1	3	0	0	0	0						
Tony Gwynn, L (1, 9) OBP: 0.330, SLG: 0.359										4	1	2	1	0	0	2						
Ruppert Jones, L (1, 8) OBP: 0.305, SLG: 0.381										2	0	0	0	2	1	2						
Luis Salazar, R (1, 5) OBP: 0.285, SLG: 0.370										4	0	2	2	0	0	3						
Juan Bonilla, R (1, 4) OBP: 0.315, SLG: 0.312										4	0	0	0	0	0	4						
John Montefusco, R (1, 1) OBP: 0.143, SLG: 0.053										2	0	0	0	0	1	0						
Gary Lucas, L (8, 1) OBP: 0.326, SLG: 0.391										0	0	0	0	0	0	0						
Elias Sosa, R (9, 1) OBP: 0.231, SLG: 0.600										1	0	0	0	0	0	1						
Inning Stats	R: 0 E: 0 K: 0 S: 3	H: 0 LOB: 0 BB: 0 P: 3	R: 0 E: 0 K: 0 S: 3	H: 1 LOB: 1 BB: 1 P: 7	R: 0 E: 0 K: 1 S: 5	H: 0 LOB: 0 BB: 0 P: 5	R: 0 E: 0 K: 0 S: 3	H: 0 LOB: 0 BB: 0 P: 3	R: 0 E: 0 K: 1 S: 6	H: 1 LOB: 1 BB: 0 P: 7	R: 0 E: 1 K: 1 S: 6	H: 1 LOB: 1 BB: 0 P: 6	R: 0 E: 0 K: 0 S: 3	H: 1 LOB: 0 BB: 0 P: 3	R: 6 E: 0 K: 0 S: 4	H: 4 LOB: 1 BB: 0 P: 4	R: 3 E: 0 K: 1 S: 9	H: 4 LOB: 1 BB: 0 P: 9	1B: 9 2B: 0 3B: 0 HR: 0	SF: 0 SAC: 0 DP: 3 HBP: 0	WP: 1 PB: 0 SB: 0 CS: 0	PA: 35
PITCHER	IP	WLS	BF	H	R	ER	SO	BB	IBB	HBP	BLK	WP	HR	S	P	ERA	WHIP					
Walt Terrell, L (1, 1) ERA: 3.58	9.0	W	35	9	3	3	3	2	0	0	0	1	0	39	47	3.00	1.222					

New York Mets @ San Diego Padres
Jack Murphy Stadium, San Diego, CA
Tue Aug 23 1983, 10:05 PM EDT
Att: 8,578 - Unknown

AB 33
R 3
H 9
RBI 3
BB 2
SO 3
LOB 15



Batter	1	2	3	4	5	6	7	8	9	AB	R	H	RBI	BB	SO	LOB	TOP								
Mookie Wilson, S (1, 8) OBP: 0.303, SLG: 0.354	0-3 K			0-0 1B G4-6-3		0-0 2B 1B		0-0 6-3	4 2 2 0 0 1 0								New York Mets @ San Diego Padres Jack Murphy Stadium, San Diego, CA Wed Aug 24 1983, 10:05 PM EDT Att: 13,889 - Unknown								
Hubie Brooks, R (1, 5) OBP: 0.301, SLG: 0.341	0-0 4-3			0-0 1B G4-6-3		0-0 2B 1-H		0-3 K	4 0 2 1 0 1 0																
Keith Hernandez, L (1, 3) OBP: 0.381, SLG: 0.421	0-0 1B			0-0 1B G4-6-3		0-0 F8		4-0 BB	3 0 1 0 1 0 2																
George Foster, R (1, 7) OBP: 0.298, SLG: 0.428				0-0 1B G4-6-3		0-0 3-1		0-0 F7	4 0 1 0 0 1 1																
Darryl Strawberry, L (1, 9) OBP: 0.315, SLG: 0.476	0-3 K			0-3 K		0-3 K		0-0 4-3	3 0 0 0 0 2 1																
Bob Bailor, R (1, 4) OBP: 0.295, SLG: 0.300	0-0 G4-6-3			0-0 4-3		0-0 4-3		0-0 5-3	3 0 0 0 0 0 1																
Junior Ortiz, R (1, 2) OBP: 0.244, SLG: 0.240			0-3 K		0-0 F5			0-0 1B G4-6-3	3 0 1 0 0 1 0																
José Oquendo, S (1, 6) OBP: 0.267, SLG: 0.258			0-0 5-3		0-0 G4-6-3			0-0 G4-6-3	2 0 1 0 0 0 0																
Mark Bradley, R (8, PH) OBP: 0.304, SLG: 0.330			0-0 1B		0-0 1B CS			0-0 1-2	1 0 0 0 0 0 1																
Brian Giles, R (8, 4) OBP: 0.301, SLG: 0.285			0-3 K		0-3 K			0-3 K	0 0 0 0 0 0 0																
Tom Seaver, R (1, 1) OBP: 0.222, SLG: 0.260									2 0 0 0 0 2 1																
Dave Kingman, R (8, PH) OBP: 0.270, SLG: 0.396									1 0 0 0 0 1 0																
Jesse Orosco, R (8, 1) OBP: 0.250, SLG: 0.273									0 0 0 0 0 0 0																
Inning Stats	R: 0 E: 0 K: 1 S: 5	H: 1 LOB: 1 BB: 0 P: 5	R: 0 E: 0 K: 1 S: 5	H: 1 LOB: 0 BB: 0 P: 5	R: 0 E: 0 K: 2 S: 7	H: 0 LOB: 0 BB: 0 P: 7	R: 1 E: 0 K: 0 S: 4	H: 2 LOB: 0 BB: 0 P: 4	R: 0 E: 0 K: 1 S: 5	H: 0 LOB: 0 BB: 0 P: 5	R: 1 E: 0 K: 1 S: 7	H: 3 LOB: 1 BB: 0 P: 7	R: 0 E: 0 K: 0 S: 3	H: 0 LOB: 0 BB: 0 P: 3	R: 0 E: 0 K: 1 S: 5	H: 1 LOB: 0 BB: 0 P: 5	R: 0 E: 0 K: 2 S: 7	H: 0 LOB: 1 BB: 1 P: 11	1B: 7 2B: 1 3B: 0 HR: 0	SF: 0 SAC: 0 DP: 3 HBP: 0	WP: 0 PB: 0 SB: 0 CS: 1	PA: 31			
PITCHER	IP WLS BF H R ER SO BB IBB HBP BLK WP HR S P ERA WHIP	8.2 W 30 8 2 2 8 1 0 0 0 0 0 45 49 2.08 1.038	0.1 S 1 0 0 0 1 0 0 0 0 0 0 3 3 0.00 0.000																						

AB	30
R	2
H	8
RBI	1
BB	1
SO	9
LOB	7



Batter	1	2	3	4	5	6	7	8	9	AB	R	H	RBI	BB	SO	LOB	BOTTOM							
Bobby Brown, S (1, 7) OBP: 0.400, SLG: 0.494	0-0 4-3	0-0 F9			0-0 1B 2B 4-3		0-0 1B CS		4 1 2 0 0 0 1								New York Mets @ San Diego Padres Jack Murphy Stadium, San Diego, CA Wed Aug 24 1983, 10:05 PM EDT Att: 13,889 - Unknown							
Alan Wiggins, S (1, 3) OBP: 0.365, SLG: 0.332	0-0 1B S		0-0 1B S		0-0 2-3 1B 4-3		0-0 1B BB		3 1 2 0 1 0 1															
Tony Gwynn, L (1, 9) OBP: 0.328, SLG: 0.356	0-0 F7		0-0 F7		0-0 WP 1B		0-0 L3		4 0 1 1 0 0 3															
Terry Kennedy, L (1, 2) OBP: 0.350, SLG: 0.425	0-0 1B 2H		0-0 F7		0-0 F5		0-0 F9		4 0 1 1 0 0 2															
Ruppert Jones, L (1, 8) OBP: 0.304, SLG: 0.377	0-0 F8		0-0 G2		4-0 BB 3-1 S		0-0 4-3		3 0 0 0 1 0 2															
Garry Templeton, S (1, 6) OBP: 0.286, SLG: 0.319		0-3 K		0-0 G3		0-0 3-1		0-0 1B	4 0 1 0 0 1 1															
Luis Salazar, R (1, 5) OBP: 0.287, SLG: 0.374		0-0 3-1 2B		0-0 F8		0-3 K		0-0 1B	4 1 2 0 0 1 1															
Juan Bonilla, R (1, 4) OBP: 0.313, SLG: 0.309		0-0 3-1		0-0 F8		0-0 F8		0-0 F8	4 0 0 0 0 0 4															
Tim Lollar, L (1, 1) OBP: 0.264, SLG: 0.340		0-0 3B		0-0 F8					3 0 1 1 0 1 0															
Luis DeLeon, R (9, 1) OBP: 0.200, SLG: 0.200					0-0 F8		0-3 K		0 0 0 0 0 0 0															
Inning Stats	R: 1 E: 0 K: 0 S: 5	H: 2 LOB: 1 BB: 0 P: 5	R: 1 E: 0 K: 1 S: 7	H: 2 LOB: 1 BB: 0 P: 7	R: 0 E: 0 K: 0 S: 4	H: 1 LOB: 1 BB: 0 P: 4	R: 0 E: 0 K: 0 S: 3	H: 0 LOB: 0 BB: 0 P: 3	R: 1 E: 0 K: 0 S: 5	H: 2 LOB: 1 BB: 0 P: 5	R: 0 E: 0 K: 1 S: 5	H: 0 LOB: 1 BB: 1 P: 9	R: 0 E: 0 K: 1 S: 5	H: 1 LOB: 1 BB: 1 P: 9	R: 0 E: 0 K: 0 S: 5	H: 2 LOB: 2 BB: 0 P: 5	1B: 7 2B: 2 3B: 1 HR: 0	SF: 0 SAC: 0 DP: 0 HBP: 0	WP: 1 PB: 0 SB: 0 CS: 1	PA: 35				
PITCHER	IP WLS BF H R ER SO BB IBB HBP BLK WP HR S P ERA WHIP	7.0 L 30 8 3 3 3 2 0 0 0 0 0 34 42 3.86 1.429	1.0 5 2 0 0 0 0 0 0 0 0 0 0 5 5 0.00 2.000																					

AB	33
R	3
H	10
RBI	3
BB	2
SO	3
LOB	15



Batter	1	2	3	4	5	6	7	8	9	AB	R	H	RBI	BB	SO	LOB	TOP				
Johnnie LeMaster, R (1.6) <small>OBP: 0.327, SLG: 0.321</small> Joe Pettini, R (9. PH) <small>OBP: 0.234, SLG: 0.207</small>	 1B HR	 F3			 WP 1B S BB		 2B 1B	 E6 2B 1B	 4-3	4	4	2	0	1	0	0	TOP				
Max Venable, L (1.9) <small>OBP: 0.304, SLG: 0.423</small>	 S HR 1B		 F9		 K		 2B 1B	 2B 1B		5	2	3	1	0	1	1					
Joel Youngblood, R (1.4) <small>OBP: 0.359, SLG: 0.508</small> Brad Weisman, R (9.4) <small>OBP: 0.311, SLG: 0.256</small>	 HR		 HR 1B		 1B IBB		 F8	 1B 2B		4	4	3	4	1	0	1					
Darrell Evans, L (1.3) <small>OBP: 0.377, SLG: 0.521</small>	 G3		 F9		 1B 1B		 IBB	 1B IBB		3	0	1	1	2	0	1					
Jeffrey Leonard, R (1.7) <small>OBP: 0.322, SLG: 0.480</small>	 1B		 HR		 G3-6-3 1B		 F7	 1B 2B		5	1	4	5	0	0	2					
Chili Davis, S (1.8) <small>OBP: 0.318, SLG: 0.369</small>	 K		 K2-3		 G3-6-3 1B		 K	 4-3		5	0	0	0	0	3	7					
Tom O'Malley, L (1.5) <small>OBP: 0.328, SLG: 0.332</small>	 4-3			 K		 4-3		 B3-6-4 1B BB	 6-3	4	1	0	0	1	1	1					
Steve Nicosia, R (1.2) <small>OBP: 0.224, SLG: 0.286</small>		 F6		 F6		 F8		 B3-6-4 1B BB	 BB	4	0	1	0	1	0	0					
Fred Breining, R (1.1) <small>OBP: 0.167, SLG: 0.140</small>	 K		 1-3		 K		 K	 B3-6-4 1B	 K	5	0	0	0	0	3	3					
Inning Stats	R: 3 E: 0 K: 1 S: 9	H: 4 LOB: 1 BB: 0 P: 9	R: 0 E: 0 K: 1 S: 5	H: 0 LOB: 0 BB: 0 P: 5	R: 2 E: 0 K: 1 S: 7	H: 2 LOB: 0 BB: 0 P: 7	R: 0 E: 0 K: 1 S: 5	H: 0 LOB: 0 BB: 0 P: 5	R: 2 E: 0 K: 1 S: 6	H: 2 LOB: 1 BB: 2 P: 14	R: 0 E: 0 K: 1 S: 5	H: 0 LOB: 0 BB: 0 P: 5	R: 1 E: 0 K: 1 S: 7	H: 2 LOB: 2 BB: 1 P: 11	R: 4 E: 1 K: 0 S: 7	H: 4 LOB: 2 BB: 2 P: 15	R: 0 E: 0 K: 1 S: 5	H: 0 LOB: 1 BB: 1 P: 9	1B: 10 2B: 2 3B: 0 HR: 2	SF: 0 SAC: 0 DP: 2 HBP: 0	WP: 1 PA: 46 CS: 0
PITCHER	IP WLS BF H R ER SO BB IBB HBP BLK WP HR S P ERA WHIP	IP WLS BF H R ER SO BB IBB HBP BLK WP HR S P ERA WHIP	IP WLS BF H R ER SO BB IBB HBP BLK WP HR S P ERA WHIP	IP WLS BF H R ER SO BB IBB HBP BLK WP HR S P ERA WHIP	IP WLS BF H R ER SO BB IBB HBP BLK WP HR S P ERA WHIP	IP WLS BF H R ER SO BB IBB HBP BLK WP HR S P ERA WHIP	IP WLS BF H R ER SO BB IBB HBP BLK WP HR S P ERA WHIP	IP WLS BF H R ER SO BB IBB HBP BLK WP HR S P ERA WHIP	IP WLS BF H R ER SO BB IBB HBP BLK WP HR S P ERA WHIP	IP WLS BF H R ER SO BB IBB HBP BLK WP HR S P ERA WHIP	IP WLS BF H R ER SO BB IBB HBP BLK WP HR S P ERA WHIP	IP WLS BF H R ER SO BB IBB HBP BLK WP HR S P ERA WHIP	IP WLS BF H R ER SO BB IBB HBP BLK WP HR S P ERA WHIP	IP WLS BF H R ER SO BB IBB HBP BLK WP HR S P ERA WHIP	IP WLS BF H R ER SO BB IBB HBP BLK WP HR S P ERA WHIP	IP WLS BF H R ER SO BB IBB HBP BLK WP HR S P ERA WHIP	IP WLS BF H R ER SO BB IBB HBP BLK WP HR S P ERA WHIP	IP WLS BF H R ER SO BB IBB HBP BLK WP HR S P ERA WHIP	IP WLS BF H R ER SO BB IBB HBP BLK WP HR S P ERA WHIP	IP WLS BF H R ER SO BB IBB HBP BLK WP HR S P ERA WHIP	
Ed Lynch, R (1.1) <small>ERA: 3.76</small> Tom Gorman, L (4.1) <small>ERA: 5.0</small> Scott Holman, R (7.1) <small>ERA: 3.93</small> Doug Sisk, R (8.1) <small>ERA: 2.46</small>	3.0 L 15 6 5 2 3 0 0 0 0 0 2 21 21 15.00 2.000	3.0 L 12 2 2 2 3 1 1 0 0 1 0 16 24 6.00 1.000	1.0 6 2 1 1 1 1 1 0 0 0 0 7 11 9.00 2.000	2.0 13 4 4 0 1 2 1 0 0 0 0 12 24 0.00 3.000	9.0 W 36 9 1 1 2 2 0 0 0 0 0 38 46 1.00 1.222	9.0 W 36 9 1 1 2 2 0 0 0 0 0 38 46 1.00 1.222	9.0 W 36 9 1 1 2 2 0 0 0 0 0 0 38 46 1.00 1.222	9.0 W 36 9 1 1 2 2 0 0 0 0 0 0 38 46 1.00 1.222	9.0 W 36 9 1 1 2 2 0 0 0 0 0 0 38 46 1.00 1.222	9.0 W 36 9 1 1 2 2 0 0 0 0 0 0 38 46 1.00 1.222	9.0 W 36 9 1 1 2 2 0 0 0 0 0 0 38 46 1.00 1.222	9.0 W 36 9 1 1 2 2 0 0 0 0 0 0 38 46 1.00 1.222	9.0 W 36 9 1 1 2 2 0 0 0 0 0 0 38 46 1.00 1.222	9.0 W 36 9 1 1 2 2 0 0 0 0 0 0 38 46 1.00 1.222	9.0 W 36 9 1 1 2 2 0 0 0 0 0 0 38 46 1.00 1.222	9.0 W 36 9 1 1 2 2 0 0 0 0 0 0 38 46 1.00 1.222	9.0 W 36 9 1 1 2 2 0 0 0 0 0 0 38 46 1.00 1.222	9.0 W 36 9 1 1 2 2 0 0 0 0 0 0 38 46 1.00 1.222	9.0 W 36 9 1 1 2 2 0 0 0 0 0 0 38 46 1.00 1.222		
Mookie Wilson, S (1.8) <small>OBP: 0.304, SLG: 0.355</small>	 L6-4 S 1B		 FC6-4		 1B 1B		 FC6-4			4	0	2	1	0	0	3					
Bob Bailor, R (1.5) <small>OBP: 0.294, SLG: 0.299</small>	 F7		 3-1		 1B 1B		 1-3			4	0	1	0	0	0	4					
Keith Hernandez, L (1.3) <small>OBP: 0.382, SLG: 0.420</small>	 BB		 F9		 1B 2B		 K			3	0	1	0	1	1	0					
George Foster, R (1.7) <small>OBP: 0.298, SLG: 0.426</small>	 L6-4		 6-3		 F2		 1B			4	0	1	0	0	0	5					
Darryl Strawberry, L (1.9) <small>OBP: 0.312, SLG: 0.470</small>	 4-3		 F9		 F5		 F8			4	0	0	0	0	0	4					
Ron Hodges, L (1.2) <small>OBP: 0.367, SLG: 0.283</small>	 F2		 4-3		 1B 1B FC6-4 BB		 F5			3	1	0	0	1	0	1					
Brian Giles, R (1.4) <small>OBP: 0.300, SLG: 0.284</small>	 F4		 G5-4-3 1B		 K		 5-3			4	0	1	0	0	1	1					
José Oquendo, S (1.6) <small>OBP: 0.271, SLG: 0.262</small>	 FC6-4 1B		 G5-4-3		 FC6-4 1B		 F9			4	0	2	0	0	0	1					
Ed Lynch, R (1.1) <small>ERA: 3.76</small> Dave Kingman, R (3. PH) <small>OBP: 0.266, SLG: 0.182</small> Tom Gorman, L (4.1) <small>ERA: 5.0</small> Tucker Ashford, R (6. PH) <small>OBP: 0.295, SLG: 0.218</small> Scott Holman, R (7.1) <small>ERA: 3.93</small> Rusty Staub, L (8. PH) <small>OBP: 0.300, SLG: 0.426</small> Doug Sisk, R (9. PH) <small>OBP: 0.233, SLG: 0.404</small>	R: 0 E: 0 K: 0 S: 3	H: 1 LOB: 1 BB: 1 P: 7	R: 0 E: 0 K: 0 S: 3	H: 0 LOB: 0 BB: 0 P: 3	R: 0 E: 0 K: 0 S: 4	H: 1 LOB: 1 BB: 0 P: 4	R: 0 E: 0 K: 0 S: 3	H: 0 LOB: 0 BB: 0 P: 3	R: 0 E: 0 K: 0 S: 6	H: 3 LOB: 3 BB: 0 P: 6	R: 1 E: 0 K: 1 S: 7	H: 2 LOB: 2 BB: 1 P: 11	R: 0 E: 0 K: 1 S: 6	H: 1 LOB: 1 BB: 0 P: 6	R: 0 E: 0 K: 0 S: 3	H: 0 LOB: 0 BB: 0 P: 3	1B: 9 2B: 1 3B: 0 HR: 0	SF: 0 SAC: 0 DP: 2 HBP: 0	WP: 0 PA: 36 CS: 0		
Fred Breining, R (1.1) <small>ERA: 4.04</small>	9.0 W 36 9 1 1 2 2 0 0 0 0 0 38 46 1.00 1.222	9.0 W 36 9 1 1 2 2 0 0 0 0 0 38 46 1.00 1.222	9.0 W 36 9 1 1 2 2 0 0 0 0 0 38 46 1.00 1.222	9.0 W 36 9 1 1 2 2 0 0 0 0 0 38 46 1.00 1.222	9.0 W 36 9 1 1 2 2 0 0 0 0 0 38 46 1.00 1.222	9.0 W 36 9 1 1 2 2 0 0 0 0 0 38 46 1.00 1.222	9.0 W 36 9 1 1 2 2 0 0 0 0 0 38 46 1.00 1.222	9.0 W 36 9 1 1 2 2 0 0 													

Batter	1	2	3	4	5	6	7	8	9	AB	R	H	RBI	BB	SO	LOB	TOP								
Johnnie LeMaster, R OBP: 0.328, SLG: 0.323 (1, 6)										5	0	2	0	0	0	2									
Max Venable, L OBP: 0.305, SLG: 0.411 (1, 8) (3, 7)										4	0	1	0	1	1	3									
Jack Clark, R OBP: 0.353, SLG: 0.421 (1, 9)											5	3	1	0	0	3									
Darrell Evans, L OBP: 0.383, SLG: 0.533 (1, 5) (5, 3)											4	1	3	3	1	0									
Jeffrey Leonard, R OBP: 0.325, SLG: 0.486 (1, 7) Chilli Davis, S OBP: 0.320, SLG: 0.370 (3, PR) (3, 8)											1	0	0	0	0	1									
Joel Youngblood, R OBP: 0.358, SLG: 0.506 (1, 4)											3	1	1	1	1	0									
Dave Bergman, L OBP: 0.349, SLG: 0.348 Steve Nicosia, R OBP: 0.213, SLG: 0.271 Joe Pettini, R OBP: 0.224, SLG: 0.197 (1, 3) (5, PH) (5, 5)												2	1	1	0	0									
Bob Brenly, R OBP: 0.304, SLG: 0.371 (1, 2)										4	1	2	1	0	0	3									
Bill Laskey, R OBP: 0.236, SLG: 0.106 Andy McGaffigan, R OBP: 0.103, SLG: 0.143 Jim Barr, R OBP: 0.071, SLG: 0.143 Gary Lavelle, S (1, 1) (1, 1) (2, 1) (7, 1)										0	0	0	0	0	0	0									
Inning Stats	R: 1 E: 0 K: 1 S: 7	H: 3 LOB: 1 BB: 0 P: 7	R: 2 E: 0 K: 0 S: 6	H: 3 LOB: 2 BB: 1 P: 10	R: 0 E: 0 K: 0 S: 2	H: 0 LOB: 1 BB: 0 P: 3	R: 1 E: 0 K: 0 S: 5	H: 2 LOB: 1 BB: 0 P: 5	R: 0 E: 0 K: 0 S: 4	H: 1 LOB: 3 BB: 2 P: 12	R: 0 E: 0 K: 2 S: 7	H: 1 LOB: 0 BB: 0 P: 7	R: 2 E: 1 K: 1 S: 7	H: 1 LOB: 0 BB: 0 P: 7	R: 0 E: 0 K: 0 S: 3	H: 0 LOB: 0 BB: 0 P: 3	R: 1 E: 0 K: 1 S: 7	H: 2 LOB: 2 BB: 1 P: 11	1B: 8 2B: 3 3B: 1 HR: 1	SF: 1 SAC: 0 DP: 1 HBP: 1	WP: 0 PB: 0 SB: 0 CS: 2	PA: 43			
PITCHER	IP	WLS	BF	H	R	ER	SO	BB	IBB	HBP	BLK	WP	HR	S	P	ERA	WHIP								
Craig Swan, R ERA: 5.51 (1, 1)	1.2	L	10	6	3	3	1	0	0	0	0	0	0	12	12	16.20	3.600								
Tom Gorman, L ERA: 4.95 (2, 1)	0.1		2	0	0	0	0	1	0	0	0	0	0	1	5	0.00	3.000								
Doug Sisk, R ERA: 2.5 (3, 1)	2.1		12	3	1	1	0	2	0	1	0	0	0	9	18	3.86	2.143								
Carlos Diaz, L ERA: 2.19 (5, 1)	2.2		10	2	2	1	3	0	0	0	0	0	1	16	16	3.38	0.750								
Scott Holman, R ERA: 3.94 (8, 1)	2.0		9	2	1	1	1	0	1	0	0	0	0	10	14	4.50	1.000								

San Francisco Giants @ New York Mets
Shea Stadium, Flushing, NY
Sun Aug 28 1983, 3:33 AM EDT
Att: 14,163 - Unknown

AB 37
R 7
H 13
RBI 7
BB 4
SO 5
LOB 20



Batter	1	2	3	4	5	6	7	8	9	AB	R	H	RBI	BB	SO	LOB	BOTTOM								
Mookie Wilson, S OBP: 0.304, SLG: 0.356 Carlos Diaz, R (1, 8) (5, 1)										3	0	0	0	0	0	2									
Mark Bradley, R OBP: 0.301, SLG: 0.326 Scott Holman, R OBP: 0.263, SLG: 0.263 (7, PH) (8, 1)										0	0	0	0	0	0	0									
Bob Bailor, R OBP: 0.293, SLG: 0.298 (1, 5)										4	0	2	0	0	0	0									
Keith Hernandez, L OBP: 0.383, SLG: 0.418 (1, 3)										2	1	0	0	0	2	1									
George Foster, R OBP: 0.297, SLG: 0.422 (1, 7)										4	0	0	0	0	0	2									
Darryl Strawberry, L OBP: 0.313, SLG: 0.489 (1, 9)										4	0	1	1	0	0	0									
Ron Hodges, L OBP: 0.371, SLG: 0.282 Junior Ortiz, R OBP: 0.242, SLG: 0.238 (1, 2) (8, PH) (9, 2)										1	1	0	0	2	1	0									
Brian Giles, R OBP: 0.302, SLG: 0.287 (1, 4)										4	0	2	0	0	1	2									
José Oquendo, S OBP: 0.277, SLG: 0.266 (1, 6)											3	0	0	1	1	1									
Craig Swan, R OBP: 0.077, SLG: 0.077 Tom Gorman, L OBP: 0.250, SLG: 0.250 Rusty Staub, L OBP: 0.391, SLG: 0.421 Doug Sisk, R OBP: 0.400, SLG: 0.400 Danny Heep, L OBP: 0.320, SLG: 0.400 (1, 1) (2, 1) (2, PH) (3, 1) (5, 8)											0	0	0	0	0	0									
Inning Stats	R: 0 E: 0 K: 0 S: 4	H: 1 LOB: 1 BB: 0 P: 4	R: 1 E: 0 K: 0 S: 4	H: 1 LOB: 2 BB: 2 P: 12	R: 1 E: 0 K: 0 S: 4	H: 1 LOB: 2 BB: 1 P: 9	R: 0 E: 0 K: 0 S: 3	H: 0 LOB: 0 BB: 0 P: 3	R: 0 E: 0 K: 1 S: 5	H: 0 LOB: 0 BB: 0 P: 5	R: 0 E: 0 K: 1 S: 6	H: 1 LOB: 1 BB: 0 P: 6	R: 0 E: 0 K: 1 S: 6	H: 1 LOB: 0 BB: 0 P: 6	R: 0 E: 0 K: 1 S: 5	H: 0 LOB: 0 BB: 0 P: 5	R: 0 E: 0 K: 2 S: 7	H: 0 LOB: 0 BB: 0 P: 7	1B: 4 2B: 1 3B: 0 HR: 0	SF: 0 SAC: 1 DP: 0 HBP: 1	WP: 0 PB: 0 SB: 0 CS: 0	PA: 36			
PITCHER	IP	WLS	BF	H	R	ER	SO	BB	IBB	HBP	BLK	WP	HR	S	P	ERA	WHIP								
Bill Laskey, R ERA: 4.19 (1, 1)	0.0		8	2	1	1	0	2	0	0	2	0	0	6	14	6.75	3.000								
Andy McGaffigan, R ERA: 4.69 (2, 1)	4.2	W	18	2	1	1	2	0	1	1	0	0	0	20	25	1.93	0.429								
Jim Barr, R ERA: 4.65 (7, 1)	3.0	S	10	1	0	0	4	0	0	0	0	0	0	18	18	0.00	0.333								

San Francisco Giants @ New York Mets
Shea Stadium, Flushing, NY
Sun Aug 28 1983, 3:33 AM EDT
Att: 14,163 - Unknown

AB 31
R 2
H 5
RBI 2
BB 3
SO 6
LOB 10




Batter	1	2	3	4	5	6	7	8	9	AB	R	H	RBI	BB	SO	LOB	TOP					
Steve Sax, R OBP: 0.344, SLG: 0.355 (1,4)	1-3	F8		4-3			6-3		S CS 1B	5	0	1	0	0	0	2						
Bill Russell, R OBP: 0.323, SLG: 0.315 (1,6)	1B BB	FC5				FC5-4 1B	L5		F8 1-2	4	0	1	0	1	0	3						
Dusty Baker Jr., R Derrel Thomas, S OBP: 0.348, SLG: 0.400 (7,8)	1-3 1B			1B BB		FC5-4 1-2 1B	1B BB		E BB 2-H	2	2	1	0	2	0	1						
Pedro Guerrero, R OBP: 0.361, SLG: 0.522 (1,5)	F2			WP 1B SF8 1B		G6-4-3 1-2 1B	1B		E2 1-H 2B	5	1	3	1	0	0	3						
Ken Landreaux, L OBP: 0.340, SLG: 0.486 (1,8) (7,7)	F7			1-2 WP 1B 3-H			F7		K	5	0	2	2	0	1	3						
Mike Marshall, R OBP: 0.347, SLG: 0.432 (1,9)		6-3		SF8 1-2 2-H 1B			S 1B		P6	3	1	1	1	0	0	2						
Greg Brock, L OBP: 0.320, SLG: 0.401 (1,3)		1B E 1B		F8			F9		P6	4	1	1	0	0	0	1						
Jack Fimple, R OBP: 0.273, SLG: 0.365 (1,2)		FC5 E 1B		6-3			FC6 1-H 1B		5-3	4	0	2	1	0	0	0						
Bob Welch, R Tom Niedenfuer, R OBP: 0.131, SLG: 0.183 (8,1)	1-2 3-H E1			6-3			FC6 1-2 1B		6-3	4	0	0	0	0	0	2						
Inning Stats	R: 0 E: 0 K: 0 S: 4	H: 1 LOB: 2 BB: 1 P: 8	R: 1 E: 1 K: 0 S: 6	H: 2 LOB: 2 BB: 0 P: 6	R: 2 E: 0 K: 0 S: 4	H: 2 LOB: 0 BB: 1 P: 8	R: 0 E: 0 K: 0 S: 3	H: 0 LOB: 0 BB: 0 P: 3	R: 0 E: 0 K: 0 S: 3	H: 1 LOB: 0 BB: 0 P: 3	R: 1 E: 0 K: 0 S: 5	H: 2 LOB: 1 BB: 0 P: 5	R: 1 E: 0 K: 0 S: 5	H: 2 LOB: 2 BB: 1 P: 9	R: 0 E: 0 K: 0 S: 3	H: 0 LOB: 0 BB: 0 P: 3	R: 1 E: 1 K: 1 S: 6	H: 2 LOB: 1 BB: 1 P: 10	1B: 11 2B: 1 3B: 0 HR: 0	SF: 1 SAC: 0 DP: 1 HBP: 0	WP: 1 PB: 0 SB: 3 CS: 1	PA: 41
PITCHER	IP WLS BF H R ER SO BB IBB HBP BLK WP HR S P ERA WHIP																					
Tom Seaver, R ERA: 3.74 (1,1)	8.0 L 36 10 5 4 0 3 0 0 0 0 1 0 33 45 4.50 1.625																					
Carlos Diaz, L ERA: 2.3 (9,1)	1.0 5 2 1 1 1 1 0 0 0 0 0 0 6 10 9.00 3.000																					

Los Angeles Dodgers @ New York Mets
Shea Stadium, Flushing, NY
Mon Aug 29 1983, 7:05 PM EDT
Unknown

livebaseballscores.com

AB 36
R 6
H 12
RBI 5
BB 4
SO 1
LOB 17




Batter	1	2	3	4	5	6	7	8	9	AB	R	H	RBI	BB	SO	LOB	BOTTOM			
Mookie Wilson, S OBP: 0.301, SLG: 0.353 (1,8)	K		L6		K				F5	4	0	0	0	0	2	0				
Hubie Brooks, R OBP: 0.303, SLG: 0.342 (1,5)	6-3 2B 1B		K			6-3			BB 1B	4	1	2	0	0	1	0				
Keith Hernandez, L OBP: 0.384, SLG: 0.416 (1,3)	6-3		4-0			4-3			FC5-4 1-2 BB	2	0	0	0	2	0	1				
George Foster, R Carlos Diaz, R OBP: 0.297, SLG: 0.423 (9,1)	2-H 2B		0-3		K		L3		FC5-4 1-2 1B	4	0	1	1	0	1	3				
Darryl Strawberry, L OBP: 0.310, SLG: 0.483 (1,9)	K				K				F8	4	0	0	0	0	2	1				
Brian Giles, R OBP: 0.304, SLG: 0.285 (1,4)		4-0			P6				P4	2	0	0	0	2	0	0				
José Oquendo, S Danny Heep, L Bob Bailor, R OBP: 0.279, SLG: 0.268 (7,PH) (8,6)		0-0			5-3				F9	2	0	1	0	0	0	0				
Junior Ortiz, R Rusty Staub, L Ron Hodges, L OBP: 0.238, SLG: 0.234 (7,PH) (8,2)		4-3			6-3				F7	1	0	0	0	0	0	1				
Tom Seaver, R Mark Bradley, R OBP: 0.214, SLG: 0.250 (9,7)		0-3			1-3				K	2	0	0	0	0	1	1				
Inning Stats	R: 1 E: 0 K: 2 S: 9	H: 2 LOB: 1 BB: 0 P: 9	R: 0 E: 1 K: 1 S: 5	H: 1 LOB: 1 BB: 1 P: 9	R: 0 E: 0 K: 2 S: 7	H: 0 LOB: 1 BB: 1 P: 11	R: 0 E: 0 K: 1 S: 5	H: 0 LOB: 0 BB: 0 P: 5	R: 0 E: 0 K: 0 S: 3	H: 0 LOB: 0 BB: 0 P: 3	R: 0 E: 0 K: 1 S: 5	H: 0 LOB: 1 BB: 1 P: 9	R: 0 E: 0 K: 0 S: 4	H: 1 LOB: 2 BB: 1 P: 8	R: 0 E: 0 K: 0 S: 3	H: 0 LOB: 0 BB: 0 P: 3	1B: 3 2B: 1 3B: 0 HR: 0	SF: 0 SAC: 0 DP: 0 HBP: 0	WP: 0 PB: 0 SB: 1 CS: 1	PA: 34
PITCHER	IP WLS BF H R ER SO BB IBB HBP BLK WP HR S P ERA WHIP																			
Bob Welch, R ERA: 2.72 (1,1)	7.2 W 30 4 1 1 8 4 0 0 0 0 0 0 42 58 1.17 1.043																			
Tom Niedenfuer, R ERA: 1.43 (8,1)	1.1 S 4 0 0 0 0 0 0 0 0 0 0 0 4 4 0.00 0.000																			

Los Angeles Dodgers @ New York Mets
Shea Stadium, Flushing, NY
Mon Aug 29 1983, 7:05 PM EDT
Unknown

livebaseballscores.com

AB 30
R 1
H 4
RBI 1
BB 4
SO 8
LOB 9



Batter	1	2	3	4	5	6	7	8	9	AB	R	H	RBI	BB	SO	LOB	TOP					
Steve Sax, R OBP: 0.343, SLG: 0.354 (1, 4)										4	0	1	0	0	1	1						
Dave Anderson, R OBP: 0.217, SLG: 0.253 (1, 6)										5	2	1	0	0	1	2						
Dusty Baker Jr., R OBP: 0.350, SLG: 0.490 Candy Maldonado, R OBP: 0.255, SLG: 0.314 (1, 7) (9, 7)										4	1	2	1	1	0	1						
Pedro Guerrero, R OBP: 0.362, SLG: 0.520 (1, 5)										5	1	2	1	0	0	2						
Ken Landreaux, L OBP: 0.340, SLG: 0.487 Derrel Thomas, S OBP: 0.353, SLG: 0.340 (1, 8) (6, 8)										3	1	1	0	0	0	1						
Mike Marshall, R OBP: 0.346, SLG: 0.431 (1, 9)										3	0	1	1	0	0	1						
Greg Brock, L OBP: 0.322, SLG: 0.409 (1, 3)										3	2	1	2	1	1	1						
Steve Yeager, R OBP: 0.266, SLG: 0.415 (1, 2)										3	0	2	2	1	0	0						
Burt Hooton, R OBP: 0.216, SLG: 0.208 Steve Howe, L OBP: 0.222, SLG: 0.125 (1, 1) (6, 1)										2	0	1	0	0	1	1						
Inning Stats	R: 0 E: 0 K: 2 S: 7	H: 0 LOB: 0 BB: 0 P: 7	R: 0 E: 0 K: 0 S: 3	H: 0 LOB: 0 BB: 0 P: 3	R: 0 E: 0 K: 1 S: 6	H: 1 LOB: 1 BB: 0 P: 6	R: 4 E: 0 K: 0 S: 7	H: 4 LOB: 0 BB: 0 P: 7	R: 0 E: 0 K: 0 S: 4	H: 1 LOB: 1 BB: 0 P: 4	R: 2 E: 0 K: 1 S: 7	H: 2 LOB: 1 BB: 1 P: 11	R: 0 E: 0 K: 0 S: 4	H: 1 LOB: 1 BB: 0 P: 4	R: 0 E: 0 K: 0 S: 4	H: 1 LOB: 2 BB: 1 P: 8	R: 1 E: 1 K: 0 S: 4	H: 2 LOB: 1 BB: 1 P: 8	1B: 8 2B: 3 3B: 0 HR: 1	SF: 1 SAC: 2 DP: 0 HBP: 0	WP: 0 PB: 0 SB: 0 CS: 0	PA: 41
PITCHER	IP WLS BF H R ER SO BB IBB HBP BLK WP HR S P ERA WHIP																					
Walt Terrell, R ERA: 3.94 Doug Sisk, R ERA: 2.42 (1, 1) (7, 1)	6.0 L 27 8 6 6 4 0 0 1 0 0 0 0 1 34 38 9.00 1.333																					

Los Angeles Dodgers @ New York Mets
Shea Stadium, Flushing, NY
Mon Aug 29 1983, 7:05 PM EDT
Att: 22,452 - Unknown

AB 35
R 7
H 12
RBI 7
BB 3
SO 4
LOB 13

Batter	1	2	3	4	5	6	7	8	9	AB	R	H	RBI	BB	SO	LOB	BOTTOM					
Mookie Wilson, S OBP: 0.299, SLG: 0.350 (1, 8)										4	0	0	0	0	1	1						
Hubie Brooks, R OBP: 0.305, SLG: 0.342 (1, 5)										3	1	1	0	0	0	1						
Keith Hernandez, L OBP: 0.385, SLG: 0.426 (1, 3)										4	2	2	1	0	1	1						
George Foster, R OBP: 0.294, SLG: 0.420 (1, 7)										3	0	0	1	0	1	1						
Darryl Strawberry, L OBP: 0.306, SLG: 0.479 (1, 9)										3	0	0	1	0	1	0						
Ron Hodges, L OBP: 0.375, SLG: 0.285 Mark Bradley, R OBP: 0.295, SLG: 0.319 Doug Sisk, R OBP: 0.400, SLG: 0.400 Brian Giles, R OBP: 0.303, SLG: 0.284 (1, 2) (6, FH) (7, 1) (9, FH)										1	0	1	0	1	0	0						
Bob Bailor, R OBP: 0.288, SLG: 0.292 (1, 4)										4	0	0	0	0	0	2						
José Oquendo, S OBP: 0.276, SLG: 0.265 (1, 6)										3	0	0	0	0	0	0						
Walt Terrell, L OBP: 0.250, SLG: 0.593 Junior Ortiz, R OBP: 0.237, SLG: 0.233 (1, 1) (7, 2)										2	0	1	0	0	0	0						
Inning Stats	R: 0 E: 0 K: 1 S: 5	H: 0 LOB: 0 BB: 0 P: 5	R: 0 E: 0 K: 1 S: 6	H: 1 LOB: 1 BB: 0 P: 6	R: 0 E: 0 K: 0 S: 4	H: 1 LOB: 1 BB: 0 P: 4	R: 1 E: 0 K: 0 S: 4	H: 1 LOB: 1 BB: 1 P: 8	R: 0 E: 0 K: 0 S: 3	H: 0 LOB: 0 BB: 0 P: 3	R: 2 E: 0 K: 0 S: 4	H: 1 LOB: 0 BB: 0 P: 5	R: 0 E: 0 K: 2 S: 8	H: 0 LOB: 0 BB: 0 P: 8	R: 0 E: 0 K: 0 S: 3	H: 0 LOB: 0 BB: 0 P: 3	R: 0 E: 0 K: 0 S: 3	H: 0 LOB: 0 BB: 0 P: 3	1B: 3 2B: 1 3B: 0 HR: 1	SF: 2 SAC: 0 DP: 0 HBP: 1	WP: 0 PB: 0 SB: 0 CS: 0	PA: 34
PITCHER	IP WLS BF H R ER SO BB IBB HBP BLK WP HR S P ERA WHIP																					
Burt Hooton, R ERA: 4.1 Steve Howe, L ERA: 1.55 (1, 1) (6, 1)	5.0 W 21 4 3 3 2 0 0 0 0 0 0 0 0 17 17 5.40 1.000																					

Los Angeles Dodgers @ New York Mets
Shea Stadium, Flushing, NY
Mon Aug 29 1983, 7:05 PM EDT
Att: 22,452 - Unknown

AB 30
R 3
H 5
RBI 3
BB 1
SO 4
LOB 6

Batter	1	2	3	4	5	6	7	8	9	AB	R	H	RBI	BB	SO	LOB	TOP				
Steve Sax, R OBP: 0.344, SLG: 0.354 (1, 4)	5-3		FC4-6 FC5-4		5-3		E6 1B			5	0	2	0	0	0	1					
Bill Russell, R OBP: 0.319, SLG: 0.311 (1, 6)	P6		FC5-4		P4		5-3		5-3	5	0	0	0	0	0	3					
Dusty Baker Jr., R OBP: 0.352, SLG: 0.401 Derrel Thomas, S OBP: 0.353, SLG: 0.340 (8, PR) (8, 8)	5-3								E5 BB	4	1	2	0	0	0	0					
Pedro Guerrero, R OBP: 0.363, SLG: 0.522 (1, 5)									K	4	0	2	0	0	1	2					
Ken Landreaux, L OBP: 0.339, SLG: 0.485 (8, 7)									K	4	1	1	0	0	1	4					
Mike Marshall, R OBP: 0.345, SLG: 0.429 (8, 3)										2	0	0	1	1	0	3					
Greg Brock, L OBP: 0.322, SLG: 0.411 Jose Morales, R OBP: 0.316, SLG: 0.514 Candy Maldonado, R OBP: 0.255, SLG: 0.314 (8, PH) (8, 9)										3	0	1	0	0	0	3					
Jack Fimple, R OBP: 0.272, SLG: 0.352 (1, 2)										1	0	0	0	0	1	2					
Alejandro Pena, R OBP: 0.109, SLG: 0.174 Tom Niedenfuer, R (7, 1) Steve Yeager, R OBP: 0.287, SLG: 0.414 (9, PH)										3	0	0	0	0	0	1					
										0	0	0	0	0	0	0					
										1	0	0	0	0	0	0					
Inning Stats	R: 0 E: 0 K: 0 S: 3	H: 0 LOB: 0 BB: 0 P: 3	R: 0 E: 0 K: 0 S: 4	H: 1 LOB: 1 BB: 0 P: 4	R: 0 E: 0 K: 0 S: 3	H: 0 LOB: 1 BB: 1 P: 7	R: 2 E: 1 K: 0 S: 6	H: 3 LOB: 1 BB: 0 P: 6	R: 0 E: 0 K: 0 S: 3	H: 0 LOB: 0 BB: 0 P: 3	R: 0 E: 1 K: 0 S: 4	H: 1 LOB: 1 BB: 0 P: 4	R: 0 E: 1 K: 3 S: 10	H: 0 LOB: 2 BB: 1 P: 14	R: 0 E: 0 K: 0 S: 4	H: 1 LOB: 1 BB: 0 P: 4	1B: 6 2B: 2 3B: 0 HR: 0	SF: 1 SAC: 0 DP: 0 HBP: 0	WP: 0 PB: 0 SB: 1 CS: 0	PA: 38	
PITCHER	IP	WLS	BF	H	R	ER	SO	BB	IBB	HBP	BLK	WP	HR	S	P	ERA	WHIP				
Ed Lynch, R ERA: 3.65 Jesse Orosco, L ERA: 1.19	(1, 1) (8, 1)	7.0 W	29 9	7 1	2 0	1 0	0 3	1 1	0 0	0 0	0 0	0 0	0 0	28 14	32 18	1.29 0.00	1.143 1.000				

Los Angeles Dodgers @ New York Mets
Shea Stadium, Flushing, NY
Tue Aug 30 1983, 7:05 PM EDT
Unknown

AB	35
R	2
H	8
RBI	1
BB	2
SO	3
LOB	20



Batter	1	2	3	4	5	6	7	8	9	AB	R	H	RBI	BB	SO	LOB	BOTTOM				
Mookie Wilson, S OBP: 0.298, SLG: 0.349 (1, 8)	F8									4	0	1	0	0	0	3					
Hubie Brooks, R OBP: 0.304, SLG: 0.341 (1, 5)	F8									4	1	1	0	0	0	1					
Keith Hernandez, L OBP: 0.385, SLG: 0.432 (1, 3)	E3									4	1	2	1	0	1	0					
George Foster, R OBP: 0.296, SLG: 0.421 (1, 7)	K									4	1	2	0	0	1	3					
Darryl Strawberry, L OBP: 0.306, SLG: 0.475 (1, 9)										3	0	0	0	1	0	2					
Ron Hodges, L OBP: 0.377, SLG: 0.286 (1, 2)										3	0	1	1	1	0	0					
Bob Bailor, R OBP: 0.288, SLG: 0.292 (8, 6)										4	0	1	1	0	1	2					
José Oquendo, S OBP: 0.274, SLG: 0.263 Danny Heep, L OBP: 0.322, SLG: 0.398 Brian Giles, R OBP: 0.303, SLG: 0.284 (8, 4)										2	0	0	0	0	0	0					
Ed Lynch, R OBP: 0.191, SLG: 0.174 Rusty Staub, L OBP: 0.394, SLG: 0.412 Jesse Orosco, R OBP: 0.308, SLG: 0.333 (8, 1)										2	0	0	0	1	0	0					
										1	0	0	0	0	0	3					
										0	0	0	0	0	0	0					
Inning Stats	R: 0 E: 1 K: 1 S: 6	H: 0 LOB: 1 BB: 0 P: 6	R: 0 E: 0 K: 0 S: 3	H: 0 LOB: 0 BB: 0 P: 3	R: 0 E: 0 K: 1 S: 6	H: 1 LOB: 1 BB: 0 P: 6	R: 1 E: 0 K: 0 S: 4	H: 2 LOB: 0 BB: 0 P: 4	R: 0 E: 0 K: 1 S: 5	H: 0 LOB: 0 BB: 0 P: 5	R: 0 E: 0 K: 1 S: 5	H: 0 LOB: 0 BB: 0 P: 5	R: 1 E: 0 K: 0 S: 5	H: 2 LOB: 3 BB: 2 P: 13	R: 1 E: 0 K: 0 S: 5	H: 3 LOB: 2 BB: 1 P: 9	1B: 7 2B: 1 3B: 0 HR: 1	SF: 0 SAC: 0 DP: 2 HBP: 0	WP: 0 PB: 0 SB: 0 CS: 0	PA: 34	
PITCHER	IP	WLS	BF	H	R	ER	SO	BB	IBB	HBP	BLK	WP	HR	S	P	ERA	WHIP				
Alejandro Pena, R ERA: 2.4 Tom Niedenfuer, R ERA: 1.51	(1, 1) (7, 1)	6.1 L	24 10	4 4	2 1	2 1	0 0	1 0	2 2	0 0	0 0	0 0	0 0	8 8	16 16	5.40 5.40	2.400 2.400				

Los Angeles Dodgers @ New York Mets
Shea Stadium, Flushing, NY
Tue Aug 30 1983, 7:05 PM EDT
Unknown

AB	31
R	3
H	8
RBI	3
BB	3
SO	4
LOB	14



Batter	1	2	3	4	5	6	7	8	9	AB	R	H	RBI	BB	SO	LOB	TOP			
Steve Sax, R (1,4) OBP: 0.343, SLG: 0.352										3	1	0	0	1	0	1				
Dave Anderson, R (1,6) OBP: 0.208, SLG: 0.242										4	0	0	0	0	1	2				
Dusty Baker Jr., R (1,7) OBP: 0.349, SLG: 0.398										4	0	0	0	0	1	1				
Pedro Guerrero, R (1,5) OBP: 0.364, SLG: 0.524										4	1	2	1	0	0	0				
Greg Brock, L (1,3) OBP: 0.324, SLG: 0.412										4	0	2	1	0	0	1				
Mike Marshall, R (1,9) OBP: 0.344, SLG: 0.427										4	0	1	0	0	0	2				
Tom Niedenfuer, R (9,1)										0	0	0	0	0	0	0				
Steve Yeager, R (1,2) OBP: 0.285, SLG: 0.409										3	0	0	0	0	0	2				
Derrel Thomas, S (1,8) OBP: 0.347, SLG: 0.333										3	0	0	0	0	1	0				
Pat Zachry, R (1,1) OBP: 0.500, SLG: 0.500										2	0	1	0	0	0	0				
Rafael Landestoy, S (7, PH) OBP: 0.224, SLG: 0.236										1	0	0	0	0	0	0				
Jerry Reuss, L (7, 1) OBP: 0.288, SLG: 0.259										0	0	0	0	0	0	0				
Steve Howe, L (8, 1) OBP: 0.222, SLG: 0.125										0	0	0	0	0	0	0				
Ken Landreaux, L (9, 9) OBP: 0.339, SLG: 0.485										0	0	0	0	0	0	0				
Inning Stats	R: 2 E: 0 K: 1 S: 8	H: 3 LOB: 2 BB: 1 P: 12	R: 0 E: 0 K: 1 S: 5	H: 0 LOB: 0 BB: 0 P: 5	R: 0 E: 0 K: 1 S: 5	H: 0 LOB: 0 BB: 0 P: 5	R: 0 E: 0 K: 0 S: 3	H: 0 LOB: 0 BB: 0 P: 3	R: 0 E: 0 K: 0 S: 4	H: 1 LOB: 1 BB: 0 P: 4	R: 0 E: 0 K: 0 S: 4	H: 1 LOB: 1 BB: 0 P: 4	R: 0 E: 0 K: 0 S: 3	H: 0 LOB: 0 BB: 0 P: 3	R: 0 E: 0 K: 0 S: 3	H: 1 LOB: 0 BB: 0 P: 3	1B: 5 2B: 1 3B: 0 HR: 0	SF: 0 SAC: 0 DP: 1 HBP: 0	WP: 0 PB: 0 SB: 0 CS: 0	PA: 33
PITCHER	IP WLS BF H R ER SO BB IBB HBP BLK WP HR S P ERA WHIP																			
Scott Holman, R (1, 1) ERA: 3.83	7.0 L 27 5 2 2 3 1 0 0 0 0 0 0 32 36 2.57 0.857																			
Doug Sisk, R (8, 1) ERA: 2.36	2.0 6 1 0 0 0 0 0 0 0 0 0 0 6 6 0.00 0.500																			

Los Angeles Dodgers @ New York Mets
Shea Stadium, Flushing, NY
Tue Aug 30 1983, 7:05 PM EDT
Att: 20,704 - Unknown

AB 32
R 2
H 6
RBI 2
BB 1
SO 3
LOB 9

Batter	1	2	3	4	5	6	7	8	9	AB	R	H	RBI	BB	SO	LOB	BOTTOM					
Mookie Wilson, S (1,8) OBP: 0.299, SLG: 0.350										5	0	2	1	0	0	1						
Hubie Brooks, R (1,5) OBP: 0.303, SLG: 0.338										4	0	0	0	1	1	3						
Keith Hernandez, L (1,3) OBP: 0.388, SLG: 0.433										2	0	1	0	2	0	0						
George Foster, R (1,7) OBP: 0.296, SLG: 0.419										4	0	1	0	0	1	4						
Darryl Strawberry, L (1,9) OBP: 0.306, SLG: 0.475										0	0	0	0	0	0	0						
Danny Heep, L (2, 9) OBP: 0.325, SLG: 0.400										4	0	2	0	0	1	1						
Bob Bailor, R (1,6) OBP: 0.287, SLG: 0.291										4	1	1	0	0	2	2						
Brian Giles, R (1,4) OBP: 0.303, SLG: 0.282										2	0	0	0	1	1	1						
Dave Kingman, R (9, PH) OBP: 0.288, SLG: 0.393										1	0	0	0	0	1	1						
Junior Ortiz, R (1,2) OBP: 0.252, SLG: 0.248										4	0	3	0	0	1	0						
José Oquendo, S (9, PR) OBP: 0.274, SLG: 0.263										0	0	0	0	0	0	0						
Scott Holman, R (1, 1) OBP: 0.250, SLG: 0.250										1	0	0	0	0	1	2						
Mark Bradley, R (7, PH) OBP: 0.292, SLG: 0.316										1	0	0	0	0	0	0						
Doug Sisk, R (8, 1) OBP: 0.400, SLG: 0.400										0	0	0	0	0	0	0						
Rusty Staub, L (9, PH) OBP: 0.381, SLG: 0.408										1	0	0	0	0	0	2						
Inning Stats	R: 0 E: 0 K: 1 S: 5	H: 0 LOB: 1 BB: 1 P: 9	R: 0 E: 0 K: 3 S: 10	H: 1 LOB: 2 BB: 1 P: 14	R: 0 E: 0 K: 0 S: 3	H: 2 LOB: 0 BB: 0 P: 3	R: 0 E: 0 K: 2 S: 8	H: 1 LOB: 1 BB: 0 P: 8	R: 0 E: 0 K: 0 S: 4	H: 1 LOB: 3 BB: 2 P: 12	R: 0 E: 0 K: 0 S: 3	H: 1 LOB: 0 BB: 0 P: 3	R: 0 E: 0 K: 1 S: 5	H: 0 LOB: 0 BB: 0 P: 5	R: 0 E: 0 K: 1 S: 6	H: 1 LOB: 1 BB: 0 P: 6	R: 1 E: 0 K: 1 S: 8	H: 3 LOB: 2 BB: 0 P: 8	1B: 10 2B: 0 3B: 0 HR: 0	SF: 0 SAC: 1 DP: 1 HBP: 0	WP: 0 PB: 0 SB: 0 CS: 2	PA: 39
PITCHER	IP WLS BF H R ER SO BB IBB HBP BLK WP HR S P ERA WHIP																					
Pat Zachry, R (1, 1) ERA: 1.72	6.0 W 25 6 0 0 6 4 0 0 0 0 0 0 33 49 0.00 1.667																					
Jerry Reuss, L (7, 1) ERA: 3.12	1.0 3 0 0 0 1 0 0 0 0 0 0 0 5 5 0.00 0.000																					
Steve Howe, L (8, 1) ERA: 1.66	1.2 9 4 1 1 2 0 0 0 0 0 0 0 13 13 5.40 2.400																					
Tom Niedenfuer, R (9, 1) ERA: 1.51	0.1 S 1 0 0 0 0 0 0 0 0 0 0 0 1 1 0.00 0.000																					

Los Angeles Dodgers @ New York Mets
Shea Stadium, Flushing, NY
Tue Aug 30 1983, 7:05 PM EDT
Att: 20,704 - Unknown

AB 33
R 1
H 10
RBI 1
BB 4
SO 9
LOB 17

Batter	1	2	3	4	5	6	7	8	9	AB	R	H	RBI	BB	SO	LOB	TOP						
Steve Sax, R OBP: 0.344, SLG: 0.353 (1,4)										4	1	2	0	0	0	0	Los Angeles Dodgers @ New York Mets Shea Stadium, Flushing, NY Wed Aug 31 1983, 7:05 PM EDT Att: 13,187 - Unknown						
Bill Russell, R OBP: 0.320, SLG: 0.311 Dave Anderson, R OBP: 0.208, SLG: 0.242 (8,6)										3	0	1	0	1	0	1							
Dusty Baker Jr., R OBP: 0.348, SLG: 0.396 Candy Maldonado, R OBP: 0.255, SLG: 0.314 (8,7)										4	0	1	1	0	0	1							
Pedro Guerrero, R OBP: 0.363, SLG: 0.524 Derrel Thomas, S OBP: 0.347, SLG: 0.333 (8,5)										4	0	1	0	0	1	2							
Ken Landreaux, L OBP: 0.336, SLG: 0.480 (1,8)										4	0	0	0	0	0	2							
Mike Marshall, R OBP: 0.346, SLG: 0.428 (1,9)										4	0	2	0	0	0	1							
Greg Brock, L OBP: 0.323, SLG: 0.408 (1,3)										3	0	0	0	1	0	1							
Steve Yeager, R OBP: 0.265, SLG: 0.409 Jose Morales, R OBP: 0.308, SLG: 0.500 (9, PH)										3	0	1	0	0	1	2							
Fernando Valenzuela, L OBP: 0.225, SLG: 0.295 Rafael Landestoy, S OBP: 0.220, SLG: 0.232 Joe Beckwith, L OBP: 0.381, SLG: 0.439 (9, PH)										2	0	0	0	0	2	3							
Inning Stats	R: 1 E: 0 K: 0 S: 5	H: 2 LOB: 1 BB: 0 P: 5	R: 0 E: 0 K: 1 S: 6	H: 1 LOB: 1 BB: 0 P: 6	R: 0 E: 0 K: 1 S: 5	H: 1 LOB: 1 BB: 1 P: 9	R: 0 E: 0 K: 1 S: 6	H: 1 LOB: 2 BB: 1 P: 10	R: 0 E: 0 K: 0 S: 3	H: 0 LOB: 0 BB: 0 P: 3	R: 0 E: 0 K: 0 S: 4	H: 1 LOB: 1 BB: 0 P: 4	R: 0 E: 0 K: 1 S: 6	H: 1 LOB: 1 BB: 0 P: 6	R: 0 E: 0 K: 0 S: 4	H: 1 LOB: 1 BB: 0 P: 4		R: 0 E: 0 K: 0 S: 7	H: 0 LOB: 0 BB: 0 P: 7	1B: 7 2B: 1 3B: 0 HR: 0	SF: 0 SAC: 0 DP: 0 HBP: 0	WP: 0 PB: 0 SB: 0 CS: 1	PA: 36
PITCHER Mike Torrez, R ERA: 3.94 (1,1)	IP: 9.0 WLS: W BF: 36 H: 8 R: 1 ER: 1 SO: 6 BB: 2 IBB: 0 HBP: 0 BLK: 0 WP: 0 HR: 0 S: 46 P: 54 ERA: 1.00 WHIP: 1.111															PITCHER							

Batter	1	2	3	4	5	6	7	8	9	AB	R	H	RBI	BB	SO	LOB	BOTTOM				
Mookie Wilson, S OBP: 0.300, SLG: 0.356 (1,8)										5	1	2	3	0	2	2	Los Angeles Dodgers @ New York Mets Shea Stadium, Flushing, NY Wed Aug 31 1983, 7:05 PM EDT Att: 13,187 - Unknown				
Hubie Brooks, R OBP: 0.302, SLG: 0.335 (1,5)										4	0	0	0	1	1	2					
Keith Hernandez, L OBP: 0.389, SLG: 0.434 (1,3)										3	0	1	1	1	0	2					
George Foster, R OBP: 0.295, SLG: 0.418 (1,7)										4	1	1	0	0	1	3					
Mark Bradley, R OBP: 0.291, SLG: 0.343 (1,9)										4	1	1	1	0	2	1					
Bob Bailor, R OBP: 0.290, SLG: 0.294 (1,4)										4	1	2	0	0	0	0					
Junior Ortiz, R OBP: 0.259, SLG: 0.263 (1,2)										4	0	2	1	0	1	1					
José Oquendo, S OBP: 0.277, SLG: 0.261 (1,6)										2	2	0	0	2	0	1					
Mike Torrez, R OBP: 0.070, SLG: 0.054 (1,1)										3	1	1	1	0	1	0					
Inning Stats	R: 0 E: 0 K: 1 S: 5	H: 0 LOB: 1 BB: 1 P: 9	R: 0 E: 0 K: 1 S: 5	H: 0 LOB: 0 BB: 0 P: 5	R: 0 E: 0 K: 1 S: 6	H: 1 LOB: 2 BB: 1 P: 10	R: 5 E: 0 K: 1 S: 9	H: 4 LOB: 0 BB: 1 P: 13	R: 1 E: 0 K: 1 S: 7	H: 3 LOB: 2 BB: 0 P: 7	R: 1 E: 1 K: 2 S: 9	H: 1 LOB: 1 BB: 1 P: 13	R: 0 E: 0 K: 0 S: 4	H: 1 LOB: 1 BB: 0 P: 4	R: 0 E: 0 K: 1 S: 5	H: 0 LOB: 0 BB: 0 P: 5		1B: 6 2B: 2 3B: 0 HR: 2	SF: 0 SAC: 1 DP: 0 HBP: 0	WP: 0 PB: 0 SB: 1 CS: 0	PA: 38
PITCHER Fernando Valenzuela, L ERA: 3.88 (1,1) Joe Beckwith, R ERA: 3.75 (7,1)	IP: 6.0 WLS: L BF: 31 H: 9 R: 7 ER: 6 SO: 7 BB: 3 IBB: 1 HBP: 0 BLK: 0 WP: 0 HR: 1 S: 41 P: 57 ERA: 2.000 WHIP: 0.500															PITCHER					

Batter	1	2	3	4	5	6	7	8	9	AB	R	H	RBI	BB	SO	LOB	TOP					
Bobby Brown, S OBP: 0.355, SLG: 0.460 (1,7)										4	0	0	0	1	0	0	San Diego Padres @ New York Mets Shea Stadium, Flushing, NY Fri Sep 02 1983, 7:05 PM EDT Att: 9,624 - Unknown					
Alan Wiggins, S OBP: 0.365, SLG: 0.343 (1,3)										5	1	2	0	0	0	1						
Tony Gwynn, L OBP: 0.339, SLG: 0.357 (1,9)										3	1	2	0	1	0	1						
Terry Kennedy, L OBP: 0.344, SLG: 0.422 (1,2)										4	1	2	3	0	0	4						
Ruppert Jones, L OBP: 0.312, SLG: 0.391 (1,8)										3	0	1	0	1	0	0						
Gary Templeton, S OBP: 0.289, SLG: 0.331 (1,6)										4	0	1	0	0	0	3						
Luis Salazar, R OBP: 0.285, SLG: 0.386 (1,5)										4	0	1	0	0	3	4						
Juan Bonilla, R OBP: 0.309, SLG: 0.307 (1,4)										4	0	0	0	0	0	6						
Eric Show, R OBP: 0.213, SLG: 0.203 (1,1)										2	0	0	0	0	0	0						
Mario Ramirez, R OBP: 0.336, SLG: 0.320 (7, PH)										1	0	0	0	0	1	0						
Sid Monge, S OBP: 0.143, SLG: 0.143 (7, 1)										0	0	0	0	0	0	0						
Elias Sosa, R OBP: 0.143, SLG: 0.143 (7, 1)										0	0	0	0	0	0	0						
Kurt Bevacqua, R OBP: 0.358, SLG: 0.364 (9, PH)										1	0	0	0	0	1	0						
Inning Stats	R: 0 E: 0 K: 0 S: 4	H: 2 LOB: 1 BB: 0 P: 4	R: 0 E: 0 K: 1 S: 6	H: 1 LOB: 1 BB: 0 P: 6	R: 0 E: 0 K: 0 S: 3	H: 0 LOB: 2 BB: 2 P: 11	R: 0 E: 0 K: 0 S: 3	H: 1 LOB: 1 BB: 1 P: 7	R: 0 E: 0 K: 0 S: 3	H: 0 LOB: 0 BB: 0 P: 3	R: 2 E: 0 K: 1 S: 7	H: 2 LOB: 0 BB: 0 P: 7	R: 0 E: 0 K: 1 S: 5	H: 0 LOB: 0 BB: 0 P: 5	R: 1 E: 2 K: 1 S: 9	H: 3 LOB: 3 BB: 0 P: 9	R: 0 E: 0 K: 1 S: 5	H: 0 LOB: 0 BB: 0 P: 5	1B: 7 2B: 1 3B: 0 HR: 1	SF: 0 SAC: 0 DP: 2 HBP: 0	WP: 0 PB: 0 SB: 1 CS: 0	PA: 38
PITCHER	IP WLS BF H R ER SO BB IBB HBP BLK WP HR S P ERA WHIP																					
Walt Terrell, R ERA: 3.84 (1,1)	7.0 W 28 6 2 2 3 3 0 0 0 0 0 1 31 43 2.57 1.286																					
Jesse Orosco, L ERA: 1.26 (8,1)	2.0 10 3 1 1 2 0 0 0 0 0 0 0 14 14 4.50 1.500																					

Batter	1	2	3	4	5	6	7	8	9	AB	R	H	RBI	BB	SO	LOB	BOTTOM	
Mookie Wilson, S OBP: 0.301, SLG: 0.358 (1,8)										5	1	2	0	0	2	2	San Diego Padres @ New York Mets Shea Stadium, Flushing, NY Fri Sep 02 1983, 7:05 PM EDT Att: 9,624 - Unknown	
Hobie Brooks, R OBP: 0.299, SLG: 0.332 (1,5)										5	0	0	0	0	1	4		
Keith Hernandez, L OBP: 0.391, SLG: 0.436 (1,3)										3	1	2	0	1	1	1		
George Foster, R OBP: 0.295, SLG: 0.415 (1,7)										3	1	0	0	1	1	3		
Darryl Strawberry, L OBP: 0.313, SLG: 0.494 (1,9)										3	2	3	4	1	0	0		
Bob Bailor, R OBP: 0.294, SLG: 0.298 (1,4)										3	1	2	1	0	0	2		
Jesse Orosco, R OBP: 0.308, SLG: 0.333 (8,1)										0	0	0	0	0	0	0		
Junior Ortiz, R OBP: 0.252, SLG: 0.255 (1,2)										4	0	0	0	0	2	2		
José Oquendo, S OBP: 0.280, SLG: 0.268 (1,6)										4	1	2	1	0	0	0		
Walt Terrell, L OBP: 0.258, SLG: 0.567 (1,1)										3	0	1	1	0	0	0		
Brian Giles, R OBP: 0.305, SLG: 0.284 (8,4)										1	0	1	0	0	0	0		
Inning Stats	R: 0 E: 0 K: 2 S: 7	H: 0 LOB: 1 BB: 1 P: 11	R: 2 E: 0 K: 1 S: 8	H: 4 LOB: 2 BB: 1 P: 12	R: 2 E: 0 K: 1 S: 7	H: 2 LOB: 0 BB: 0 P: 7	R: 0 E: 0 K: 1 S: 5	H: 0 LOB: 0 BB: 0 P: 5	R: 0 E: 0 K: 0 S: 3	H: 2 LOB: 2 BB: 0 P: 3	R: 3 E: 0 K: 1 S: 8	H: 3 LOB: 1 BB: 1 P: 12	R: 0 E: 0 K: 1 S: 6	H: 2 LOB: 1 BB: 0 P: 6	1B: 9 2B: 2 3B: 1 HR: 1	SF: 0 SAC: 1 DP: 0 HBP: 0	WP: 0 PB: 0 SB: 2 CS: 1	PA: 38
PITCHER	IP WLS BF H R ER SO BB IBB HBP BLK WP HR S P ERA WHIP																	
Eric Show, R ERA: 3.83 (1,1)	6.0 L 27 8 4 4 5 2 0 0 0 0 0 1 35 43 6.00 1.667																	
Sid Monge, L ERA: 4.39 (7,1)	0.2 6 3 3 3 1 0 1 0 0 0 0 1 7 11 40.50 4.500																	
Elias Sosa, R ERA: 4.37 (7,1)	1.1 5 2 0 0 1 0 0 0 0 0 0 0 7 7 0.00 1.500																	

AB 35
R 3
H 9
RBI 3
BB 3
SO 5
LOB 19



AB 34
R 7
H 13
RBI 7
BB 3
SO 7
LOB 14



Batter	1	2	3	4	5	6	7	8	9	10	11	12	13	14	15	AB	R	H	RBI	BB	SO	LOB	TOP			
Bobby Brown, S OBP: 0.345, SLG: 0.443																7	0	1	0	0	3	0				
Alan Wilson, S OBP: 0.344, SLG: 0.443																3	2	1	0	1	0	1				
Tim Flannery, L OBP: 0.344, SLG: 0.443																6	0	1	0	1	0	2				
Terry Kennedy, L OBP: 0.344, SLG: 0.443																4	0	0	0	1	0	2				
Ruppert Jones, L OBP: 0.312, SLG: 0.387																5	0	1	2	1	0	1				
Garry Templeton, S OBP: 0.290, SLG: 0.332																6	0	2	0	0	0	4				
Luis Salazar, R OBP: 0.286, SLG: 0.385																4	1	1	0	1	1	2				
Juan Bonilla, R OBP: 0.307, SLG: 0.304																5	0	0	0	1	0	3				
Tim Lollar, L OBP: 0.263, SLG: 0.333																2	0	0	0	0	0	0				
Gene Richards, L OBP: 0.322, SLG: 0.383																0	0	0	0	0	0	0				
Kurt Bevacqua, R OBP: 0.349, SLG: 0.353																4	0	0	0	0	0	5				
Inning Stats	R: 1 E: 0 K: 5	H: 1 LOB: 2 P: 14	R: 0 E: 0 K: 3	H: 0 LOB: 0 P: 3	R: 0 E: 2 K: 4	H: 0 LOB: 1 P: 4	R: 0 E: 0 K: 3	H: 0 LOB: 0 P: 3	R: 0 E: 0 K: 3	H: 0 LOB: 0 P: 3	R: 0 E: 0 K: 2	H: 0 LOB: 0 P: 6	R: 0 E: 0 K: 5	H: 0 LOB: 0 P: 3	R: 0 E: 0 K: 4	H: 1 LOB: 1 P: 4	R: 0 E: 0 K: 4	H: 0 LOB: 0 P: 8	R: 0 E: 0 K: 3	H: 1 LOB: 3 P: 14	R: 0 E: 0 K: 3	H: 0 LOB: 0 P: 3	1B: 7 2B: 1 3B: 0 HR: 0	SF: 0 SAC: 1 DP: 2 HBP: 1	WP: 2 PB: 0 SB: 4 CS: 1	PA: 58
PITCHER	IP ERA WLS BF H R ER SO BB IBB HBP BLK WP HR S P ERA WHIP	6.1 3.76 2.2 9 1 0 0 0 1 0 0 0 1 0 8 12 0.00 0.750	7.1 1.22 2.0 6 0 0 0 1 0 0 0 0 0 0 8 8 0.00 0.000	12.1 2.23 2.0 7 1 0 0 1 1 0 0 0 0 0 8 12 0.00 1.000	14.1 2.31 2.0 W 9 1 0 0 1 1 1 0 0 1 0 9 17 0.00 1.000																					

San Diego Padres @ New York Mets
Shea Stadium, Flushing, NY
Sat Sep 03 1983, 7:05 PM EDT
Att: 33,492 - Unknown

livebaseballscorecards.com

AB 49
R 3
H 7
RBI 2
BB 6
SO 4
LOB 20

Batter	1	2	3	4	5	6	7	8	9	10	11	12	13	14	15	AB	R	H	RBI	BB	SO	LOB	BOTTOM	
Mookie Wilson, S OBP: 0.303, SLG: 0.359																7	0	3	0	0	1	1		
Hubie Brooks, R OBP: 0.300, SLG: 0.337																5	1	2	0	0	0	2		
Keith Hernandez, L OBP: 0.394, SLG: 0.441																5	2	2	2	2	1	3		
George Foster, R OBP: 0.297, SLG: 0.413																5	0	1	0	2	0	2		
Darryl Strawberry, L OBP: 0.313, SLG: 0.458																6	0	1	1	1	3	5		
Bob Bailor, R OBP: 0.293, SLG: 0.295																6	1	1	0	0	1	8		
Junior Ortiz, R OBP: 0.247, SLG: 0.250																3	0	0	0	0	1	1		
Rusty Staub, L OBP: 0.386, SLG: 0.408																0	0	0	0	0	0	0		
Ron Hodges, L OBP: 0.377, SLG: 0.286																3	0	1	0	0	0	0		
John Stearns, R OBP: 0.274, SLG: 0.274																4	0	0	0	0	1	1		
Tom Seaver, R OBP: 0.377, SLG: 0.388																2	0	1	0	1	1	0		
Inning Stats	R: 1 E: 0 K: 5	H: 2 LOB: 2 P: 9	R: 0 E: 0 K: 4	H: 1 LOB: 1 P: 4	R: 2 E: 0 K: 5	H: 2 LOB: 1 P: 10	R: 0 E: 0 K: 3	H: 0 LOB: 0 P: 3	R: 0 E: 0 K: 3	H: 0 LOB: 0 P: 7	R: 0 E: 0 K: 2	H: 0 LOB: 0 P: 7	R: 0 E: 0 K: 5	H: 2 LOB: 3 P: 13	R: 0 E: 0 K: 4	H: 1 LOB: 2 P: 8	R: 1 E: 0 K: 3	H: 2 LOB: 2 P: 7	1B: 10 2B: 0 3B: 1 HR: 1	SF: 1 SAC: 2 DP: 1 HBP: 1	WP: 0 PB: 0 SB: 0 CS: 0	PA: 63		
PITCHER	IP ERA WLS BF H R ER SO BB IBB HBP BLK WP HR S P ERA WHIP	6.0 4.39 3.0 9 0 0 0 3 1 0 0 0 0 0 14 18 0.00 0.333	7.1 2.74 3.0 15 3 0 0 4 2 1 0 0 0 0 20 32 0.00 1.667	13.1 3.12 2.0 8 1 0 0 1 0 1 0 0 0 0 9 13 0.00 0.500	15.1 4.48 0.1 L 4 2 1 1 0 0 1 0 0 0 0 3 7 27.00 6.000																			

San Diego Padres @ New York Mets
Shea Stadium, Flushing, NY
Sat Sep 03 1983, 7:05 PM EDT
Att: 33,492 - Unknown

livebaseballscorecards.com

AB 51
R 4
H 12
RBI 4
BB 8
SO 12
LOB 24

Batter	1	2	3	4	5	6	7	8	9	AB	R	H	RBI	BB	SO	LOB	TOP	
Bobby Brown, S OBP: 0.336, SLG: 0.433 Kurt Bevacqua, R OBP: 0.346, SLG: 0.351	F7		4-3		SF9		F9		6-3	3	0	1	0	0	0	0		
Alan Wiggins, S OBP: 0.367, SLG: 0.340	4-3		K		4-3		F9			4	0	0	1	0	1	1		
Tony Gwynn, L OBP: 0.340, SLG: 0.359	4-3			1-3	HR				1B	4	2	2	1	0	0	0		
Terry Kennedy, L OBP: 0.347, SLG: 0.426		1B		F6	HR				1B	3	1	2	3	1	0	0		
Ruppert Jones, L OBP: 0.309, SLG: 0.382	L7			F7	4-3			G6-4-3	1B	4	0	0	0	0	0	2		
Gary Templeton, S OBP: 0.295, SLG: 0.334					1B		4-3			3	1	2	0	1	0	0		
Luis Salazar, R OBP: 0.286, SLG: 0.383	F8				E7		F6		F8	4	1	1	0	0	0	3		
Juan Bonilla, R OBP: 0.307, SLG: 0.304	F9				SF9		6-3		6-3	4	1	1	1	0	0	2		
Andy Hawkins, R OBP: 0.115, SLG: 0.042 Gene Richards, L OBP: 0.325, SLG: 0.383 Sid Monge, S OBP: 0.111, SLG: 0.111 Elias Sosa, R OBP: 0.143, SLG: 0.143			6-3		1B		3-1		1-3	1	0	0	0	0	0	0		
Inning Stats	R: 0 E: 0 K: 0 S: 3	H: 0 LOB: 0 BB: 0 P: 3	R: 0 E: 0 K: 0 S: 4	H: 1 LOB: 2 BB: 1 P: 8	R: 0 E: 0 K: 1 S: 5	H: 0 LOB: 0 BB: 0 P: 5	R: 0 E: 0 K: 0 S: 3	H: 0 LOB: 0 BB: 0 P: 3	R: 0 E: 0 K: 0 S: 3	H: 0 LOB: 0 BB: 0 P: 3	R: 0 E: 0 K: 0 S: 4	H: 2 LOB: 1 BB: 1 P: 8	R: 0 E: 0 K: 0 S: 3	H: 0 LOB: 0 BB: 0 P: 3	1B: 6 2B: 1 3B: 0 HR: 1	SF: 1 SAC: 0 DP: 1 HBP: 0	WP: 0 PA: 37	
PITCHER	IP	WLS	BF	H	R	ER	SO	BB	IBB	HBP	BLK	WP	HR	S	P	ERA	WHIP	
Ed Lynch, R ERA: 3.88	4.2	L	22	6	6	6	1	2	0	0	0	0	1	22	30	11.57	1.714	
Carlos Diaz, L ERA: 2.19	1.1		4	0	0	0	0	0	0	0	0	0	0	4	4	0.00	0.000	
Scott Holman, R ERA: 3.84	2.0		8	2	1	1	0	1	0	0	0	0	0	7	11	4.50	1.500	
Tom Gorman, L ERA: 4.88	1.0		3	0	0	0	0	0	0	0	0	0	0	3	3	0.00	0.000	

San Diego Padres @ New York Mets
Shea Stadium, Flushing, NY
Sun Sep 04 1983, 3:33 AM EDT
Att: 9,191 - Unknown

AB	33
R	7
H	8
RBI	7
BB	3
SO	1
LOB	8



Batter	1	2	3	4	5	6	7	8	9	AB	R	H	RBI	BB	SO	LOB	BOTTOM				
Mookie Wilson, S OBP: 0.302, SLG: 0.357	K	L1		K		2B		F1		4	1	0	0	1	2	3					
Hubie Brooks, R OBP: 0.303, SLG: 0.342				F6		2B		F9		5	1	3	2	0	0	0					
Keith Hernandez, L OBP: 0.394, SLG: 0.440	FC3-6				F7	4-3			G5-4-3	4	1	1	0	1	0	2					
George Foster, R OBP: 0.294, SLG: 0.409	K			E6	F9		F3		G5-4-3	5	0	0	1	0	1	3					
Darryl Strawberry, L OBP: 0.315, SLG: 0.489		2B		K			F6			4	1	2	0	0	1	2					
Ron Hodges, L OBP: 0.379, SLG: 0.291		1B			F9		K			3	0	1	0	1	1	1					
Bob Bailor, R OBP: 0.299, SLG: 0.300					SF9		BLK		1-3	2	1	2	2	1	0	0					
José Oquendo, S OBP: 0.275, SLG: 0.263 Rusty Staub, L OBP: 0.383, SLG: 0.404 Brian Giles, R OBP: 0.301, SLG: 0.281					F4		F7		F8	1	0	0	0	0	1	2					
Ed Lynch, R ERA: 3.88 Carlos Diaz, R ERA: 4.13 Dave Kingman, R ERA: 3.20 Scott Holman, R ERA: 3.84 Mark Bradley, R ERA: 4.32 Tom Gorman, L ERA: 4.44					F9		F7		1-3	2	0	0	0	0	1	2					
Inning Stats	R: 0 E: 0 K: 2 S: 8	H: 1 LOB: 1 BB: 0 P: 8	R: 1 E: 0 K: 2 S: 10	H: 3 LOB: 2 BB: 0 P: 10	R: 2 E: 1 K: 1 S: 8	H: 2 LOB: 2 BB: 1 P: 12	R: 0 E: 0 K: 1 S: 5	H: 0 LOB: 0 BB: 0 P: 5	R: 0 E: 0 K: 0 S: 4	H: 1 LOB: 1 BB: 0 P: 4	R: 2 E: 0 K: 0 S: 5	H: 2 LOB: 1 BB: 1 P: 9	R: 0 E: 0 K: 1 S: 5	H: 0 LOB: 0 BB: 0 P: 5	R: 0 E: 0 K: 0 S: 3	H: 0 LOB: 1 BB: 1 P: 7	R: 0 E: 0 K: 0 S: 2	H: 0 LOB: 0 BB: 1 P: 6	1B: 7 2B: 2 3B: 0 HR: 0	SF: 1 SAC: 0 DP: 1 HBP: 0	WP: 0 PA: 40
PITCHER	IP	WLS	BF	H	R	ER	SO	BB	IBB	HBP	BLK	WP	HR	S	P	ERA	WHIP				
Andy Hawkins, R ERA: 3.2	4.0		20	6	3	2	6	1	0	0	0	0	0	31	35	4.50	1.750				
Sid Monge, L ERA: 4.13	4.1	W	19	3	2	2	1	3	0	0	1	0	0	18	30	4.15	1.385				
Elias Sosa, R ERA: 4.44	0.2	S	1	0	0	0	0	0	0	0	0	0	0	1	1	0.00	0.000				

San Diego Padres @ New York Mets
Shea Stadium, Flushing, NY
Sun Sep 04 1983, 3:33 AM EDT
Att: 9,191 - Unknown

AB	35
R	5
H	9
RBI	5
BB	4
SO	7
LOB	21



Batter	1	2	3	4	5	6	7	8	9	AB	R	H	RBI	BB	SO	LOB	TOP								
Joe Morgan, L (1,4) OBP: 0.352, SLG: 0.371 Ozzie Virgil, R (9, PH) OBP: 0.280, SLG: 0.393	3-1		FC1-5 BB				F8		6-3	3	0	1	1	1	0	0	Philadelphia Phillies @ New York Mets Shea Stadium, Flushing, NY Mon Sep 05 1983, 7:05 PM EDT Att: 8,474 - Unknown								
Pete Rose, S (1,3) OBP: 0.314, SLG: 0.287	L7		FC1-5 HR					4-3		4	1	0	0	0	0	2									
Mike Schmidt, R (1,5) OBP: 0.395, SLG: 0.517								K		2	1	1	2	2	1	0									
Joe Lefebvre, L (1,9) OBP: 0.399, SLG: 0.550 Kiko Garcia, R (9,4) OBP: 0.346, SLG: 0.434	F7		4-3					G3		4	0	0	0	0	0	3									
Greg Gross, L (1,7) OBP: 0.374, SLG: 0.355 Sixto Lezcano, R (9, PH) OBP: 0.330, SLG: 0.351		F7		4-3			5-3		E S 1B BB	3	0	0	0	0	0	0									
Gary Maddox, R (1,8) OBP: 0.321, SLG: 0.384				L9			K		F3	4	0	1	0	0	1	1									
Bo Diaz, R (1,2) Bob Dernier, R (9, PR) OBP: 0.291, SLG: 0.293				P3			6-3		E 1B SF8 BB	3	0	0	0	1	0	1									
Ivan De Jesus, R (1,6) OBP: 0.324, SLG: 0.319				FC6-4			6-3		E8 BLK 1B	4	1	2	1	0	0	1									
Charles Hudson, S (1,1) Willie Hernandez, L (5,1) Von Hayes, S (7, PH) Ron Reed, R (7,1) Gary Matthews, R (9, PH) Al Holland, R (9,1)				K			SH2-3 1B		SF8	1	0	0	0	0	0	0									
Inning Stats	R: 0 E: 0 K: 0 S: 3	H: 0 LOB: 1 BB: 1 P: 7	R: 0 E: 0 K: 0 S: 4	H: 1 LOB: 1 BB: 0 P: 4	R: 2 E: 0 K: 1 S: 6	H: 1 LOB: 0 BB: 1 P: 10	R: 0 E: 0 K: 0 S: 3	H: 0 LOB: 0 BB: 0 P: 3	R: 1 E: 0 K: 0 S: 5	H: 2 LOB: 2 BB: 1 P: 9	R: 0 E: 0 K: 1 S: 5	H: 0 LOB: 0 BB: 0 P: 5	R: 0 E: 0 K: 0 S: 3	H: 0 LOB: 0 BB: 0 P: 3	R: 0 E: 0 K: 1 S: 5	H: 0 LOB: 0 BB: 0 P: 5		R: 2 E: 1 K: 0 S: 4	H: 1 LOB: 2 BB: 2 P: 12	1B: 4 2B: 0 3B: 0 HR: 1	SF: 1 SAC: 1 DP: 0 HBP: 0	WP: 0 PB: 1 SB: 3 CS: 0	PA: 37		
PITCHER	IP	WLS	BF	H	R	ER	SO	BB	IBB	HBP	BLK	WP	HR	S	P	ERA	WHIP								
Mike Torrez, R (1,1) ERA: 3.98	5.0		22	4	3	3	1	3	0	0	0	0	1	21	33	5.40	1.400								
Doug Sisk, R (6,1) ERA: 2.24	3.0		9	0	0	0	2	0	0	0	0	0	0	13	13	0.00	0.000								
Jesse Orosco, L (9,1) ERA: 1.3	1.0	W	6	1	2	1	0	2	0	0	1	0	0	4	12	9.00	3.000								

Batter	1	2	3	4	5	6	7	8	9	AB	R	H	RBI	BB	SO	LOB	BOTTOM								
Mookie Wilson, S (1,8) OBP: 0.303, SLG: 0.357	K2-3		FC5-4 S				L9		1B HR 1B	5	1	2	2	0	1	1	Philadelphia Phillies @ New York Mets Shea Stadium, Flushing, NY Mon Sep 05 1983, 7:05 PM EDT Att: 8,474 - Unknown								
Hubie Brooks, R (1,5) OBP: 0.302, SLG: 0.339	L8		FC6-4				E4 L3		F8	4	0	0	0	1	0	3									
Keith Hernandez, L (1,3) OBP: 0.394, SLG: 0.440	3-1						L3		HR 1B	5	1	2	0	0	0	3									
George Foster, R (1,7) OBP: 0.293, SLG: 0.413							F8		HR	5	1	1	3	0	0	1									
Darryl Strawberry, L (1,9) OBP: 0.319, SLG: 0.490							5-3			3	1	2	0	1	0	0									
Ron Hodges, L (1,2) OBP: 0.380, SLG: 0.296							K			3	1	1	0	1	1	2									
Brian Giles, R (1,4) OBP: 0.277, SLG: 0.282 Danny Heep, L (5, PH) OBP: 0.326, SLG: 0.398 Bob Bailor, R (6,6) OBP: 0.298, SLG: 0.299									L7	2	1	1	1	0	0	2									
José Oquendo, S (1,6) OBP: 0.277, SLG: 0.265 Rusty Staub, L (5, PH) OBP: 0.379, SLG: 0.400 Tucker Ashford, R (6,4) OBP: 0.270, SLG: 0.214									4-3	1	0	0	0	0	1	3									
Mike Torrez, R (1,1) OBP: 0.069, SLG: 0.053 Dave Kingman, R (5, PH) OBP: 0.265, SLG: 0.388 Doug Sisk, R (6,1) OBP: 0.400, SLG: 0.400 Mark Bradley, R (8, PH) OBP: 0.283, SLG: 0.333 Jesse Orosco, R (9,1) OBP: 0.308, SLG: 0.333									F7	1	0	0	0	0	0	2									
Inning Stats	R: 0 E: 0 K: 1 S: 5	H: 0 LOB: 0 BB: 0 P: 5	R: 3 E: 1 K: 0 S: 7	H: 3 LOB: 2 BB: 1 P: 11	R: 0 E: 0 K: 0 S: 4	H: 1 LOB: 2 BB: 1 P: 8	R: 0 E: 0 K: 0 S: 4	H: 1 LOB: 2 BB: 1 P: 8	R: 0 E: 1 K: 0 S: 3	H: 0 LOB: 0 BB: 0 P: 3	R: 0 E: 0 K: 1 S: 5	H: 0 LOB: 0 BB: 0 P: 5	R: 0 E: 0 K: 0 S: 3	H: 0 LOB: 0 BB: 0 P: 3	R: 3 E: 0 K: 0 S: 4	H: 3 LOB: 0 BB: 0 P: 4		1B: 8 2B: 2 3B: 0 HR: 1	SF: 0 SAC: 1 DP: 1 HBP: 0	WP: 0 PB: 0 SB: 2 CS: 0	PA: 40				
PITCHER	IP	WLS	BF	H	R	ER	SO	BB	IBB	HBP	BLK	WP	HR	S	P	ERA	WHIP								
Charles Hudson, R (1,1) ERA: 3.91	4.1		25	7	3	1	1	2	2	0	0	0	0	7	7	0.00	0.000								
Willie Hernandez, L (5,1) ERA: 3.21	1.2		5	0	0	0	1	0	0	0	0	0	0	7	7	0.00	0.000								
Ron Reed, R (7,1) ERA: 3.67	2.0		6	0	0	0	1	0	0	0	0	0	0	8	8	0.00	0.000								
Al Holland, L (9,1) ERA: 2.74	0.1	L	4	3	3	3	0	0	0	0	0	0	1	4	4	81.00	9.000								

AB 30
R 5
H 5
RBI 5
BB 5
SO 3
LOB 9



AB 35
R 6
H 10
RBI 6
BB 4
SO 3
LOB 22



WP: 0 PA: 40
PB: 0
SB: 2
CS: 0

Batter	1	2	3	4	5	6	7	8	9	AB	R	H	RBI	BB	SO	LOB	TOP								
Joe Morgan, L (1, 4) OBP: 0.391, SLG: 0.367 Bob Dernier, R (8, 7) OBP: 0.291, SLG: 0.293	0-3 K			4-0 BLK BB	0-0 G3-6-3			0-0 E5		3	2	0	0	1	1	2									
Pete Rose, S (1, 3) OBP: 0.313, SLG: 0.285	0-3 K			0-0 5-3			0-0 4-3	4-0 E BB		3	0	0	0	1	1	1									
Mike Schmidt, R (1, 5) OBP: 0.394, SLG: 0.514	0-0 5-3			0-0 6-3			0-0 G3-6-4 1B	0-0 E5		4	0	1	0	0	0	1									
Joe Lefebvre, L (1, 9) OBP: 0.398, SLG: 0.547 Sixto Lezcano, R (8, PH) OBP: 0.329, SLG: 0.350		0-0 L6		0-0 2B 1B			0-0 G3-6-1	0-0 F7		3	0	1	0	0	0	1									
Greg Gross, L (1, 7) OBP: 0.374, SLG: 0.360 Tony Perez, R (8, PH) OBP: 0.313, SLG: 0.368 Al Holland, R (8, 1)		0-3 K		0-0 1B				0-0 F8	0-0 F9		3	0	1	0	0	1									
Gary Maddox, R (1, 8) OBP: 0.320, SLG: 0.382	0-3 K			0-3 K				0-0 S 1B	0-0 3-1		4	0	1	0	0	2									
Bo Diaz, R (1, 2) OBP: 0.285, SLG: 0.358			0-3 K		0-0 F7			0-0 5-3	0-3 K		4	0	0	0	0	2									
Ivan De Jesus, R (1, 6) OBP: 0.321, SLG: 0.316			0-0 5-3		0-0 E6 1B			0-0 5-3	0-3 K		4	0	0	0	0	1									
Tony Gheffi, R (1, 1) OBP: 0.333, SLG: 0.333 Tug McGraw, R (5, 1) OBP: 0.333, SLG: 0.333 Gary Matthews, R (8, PH) OBP: 0.358, SLG: 0.388 Kiko Garcia, R (8, 4) OBP: 0.348, SLG: 0.434			0-0 4-3		0-0 G3-6-4 1B			0-0 F7			2	0	1	0	0	0									
Inning Stats	R: 0 E: 0 K: 2 S: 7	H: 0 LOB: 0 BB: 0 P: 7	R: 0 E: 0 K: 2 S: 7	H: 0 LOB: 0 BB: 0 P: 7	R: 0 E: 0 K: 1 S: 5	H: 0 LOB: 0 BB: 0 P: 5	R: 1 E: 0 K: 1 S: 7	H: 2 LOB: 2 BB: 1 P: 11	R: 0 E: 1 K: 0 S: 4	H: 1 LOB: 0 BB: 0 P: 4	R: 0 E: 0 K: 0 S: 3	H: 1 LOB: 1 BB: 0 P: 3	R: 0 E: 0 K: 0 S: 4	H: 1 LOB: 1 BB: 0 P: 4	R: 1 E: 2 K: 0 S: 5	H: 0 LOB: 2 BB: 1 P: 9	R: 0 E: 0 K: 2 S: 7	H: 0 LOB: 0 BB: 0 P: 7	1B: 4 2B: 1 3B: 0 HR: 0	SF: 0 SAC: 0 DP: 2 HBP: 0	WP: 0 PB: 0 SB: 2 CS: 0	PA: 35			
PITCHER	IP	WLS	BF	H	R	ER	SO	BB	IBB	HBP	BLK	WP	HR	S	P	ERA	WHIP	PITCHER							
Ron Darling, R (1, 1) ERA: 1.42	6.1	L	24	5	1	1	6	1	0	0	1	0	0	35	39	1.42	0.947								
Doug Sisk, R (7, 1) ERA: 2.23	0.2		2	0	0	0	0	0	0	0	0	0	0	2	2	0.00	0.000								
Carlos Diaz, L (8, 1) ERA: 2.13	2.0	S	9	0	1	0	2	1	0	0	0	0	0	12	16	0.00	0.500								

Philadelphia Phillies @ New York Mets
Shea Stadium, Flushing, NY
Tue Sep 06 1983, 7:05 PM EDT
Att: 8,863 - Unknown

AB	33
R	2
H	5
RBI	0
BB	2
SO	8
LOB	13



Batter	1	2	3	4	5	6	7	8	9	AB	R	H	RBI	BB	SO	LOB	BOTTOM								
Mookie Wilson, S (1, 8) OBP: 0.301, SLG: 0.354	0-0 P5		0-0 4-3		0-0 FC5-2 FC6-4			0-0 L9		4	0	0	0	0	0	2									
Hubie Brooks, R (1, 5) OBP: 0.302, SLG: 0.338	0-0 F9		0-0 1-3		0-0 FC6-4			0-0 1B		4	0	1	0	0	0	2									
Keith Hernandez, L (1, 3) OBP: 0.393, SLG: 0.438	0-0 1B		0-3 K				0-0 4-3	0-0 F7		4	0	1	0	0	1	1									
Danny Heep, L (1, 7) OBP: 0.326, SLG: 0.397 George Foster, R (8, PH) OBP: 0.293, SLG: 0.412	0-0 1B			0-0 F7			0-0 F8	0-0 F7		3	0	1	0	0	0	0									
Darryl Strawberry, L (1, 9) OBP: 0.318, SLG: 0.487	0-3 K			0-0 F8			0-0 1B		0-3 K		4	0	1	0	0	2									
Brian Giles, R (1, 4) OBP: 0.299, SLG: 0.279		0-0 1-6-3		0-0 5-3			0-0 F7	0-0 F8		4	0	0	0	0	0	1									
Junior Ortiz, R (1, 2) OBP: 0.253, SLG: 0.257			0-0 1B		0-0 1B FC5-2			0-0 L9	0-0 F8		4	0	2	0	0	0									
José Oquendo, S (1, 6) OBP: 0.275, SLG: 0.263 Dave Kingman, R (7, PH) OBP: 0.264, SLG: 0.386 Carlos Diaz, R (8, 1)		0-3 K			0-0 1-3			0-0 2-3		2	0	0	0	0	1	2									
Ron Darling, R (1, 1) OBP: 0.500, SLG: 0.500 Doug Sisk, R (7, 1) OBP: 0.400, SLG: 0.400 Bob Bailor, R (7, PH) OBP: 0.297, SLG: 0.298		0-3 K			0-0 FC5-2			0-0 6-3		2	0	1	0	0	1	1									
Inning Stats	R: 0 E: 0 K: 1 S: 7	H: 2 LOB: 2 BB: 0 P: 7	R: 0 E: 0 K: 2 S: 8	H: 1 LOB: 1 BB: 0 P: 8	R: 0 E: 0 K: 1 S: 5	H: 0 LOB: 0 BB: 0 P: 5	R: 0 E: 0 K: 0 S: 3	H: 0 LOB: 0 BB: 0 P: 3	R: 0 E: 0 K: 0 S: 4	H: 1 LOB: 1 BB: 0 P: 4	R: 0 E: 0 K: 0 S: 3	H: 0 LOB: 0 BB: 0 P: 3	R: 0 E: 0 K: 0 S: 4	H: 1 LOB: 1 BB: 0 P: 4	R: 0 E: 0 K: 1 S: 5	H: 0 LOB: 0 BB: 0 P: 5	1B: 7 2B: 0 3B: 0 HR: 0	SF: 0 SAC: 0 DP: 0 HBP: 0	WP: 0 PB: 0 SB: 0 CS: 0	PA: 34					
PITCHER	IP	WLS	BF	H	R	ER	SO	BB	IBB	HBP	BLK	WP	HR	S	P	ERA	WHIP	PITCHER							
Tony Gheffi, R (1, 1) ERA: 1.93	4.1		18	5	0	0	4	0	0	0	0	0	0	26	26	0.00	1.154								
Tug McGraw, L (5, 1) ERA: 3.45	2.2	W	9	1	0	0	0	0	0	0	0	0	0	9	9	0.00	0.375								
Al Holland, L (8, 1) ERA: 2.66	2.0	S	7	1	0	0	1	0	0	0	0	0	0	9	9	0.00	0.500								

Philadelphia Phillies @ New York Mets
Shea Stadium, Flushing, NY
Tue Sep 06 1983, 7:05 PM EDT
Att: 8,863 - Unknown

AB	34
R	0
H	7
RBI	0
BB	0
SO	5
LOB	12



Batter	1	2	3	4	5	6	7	8	9	AB	R	H	RBI	BB	SO	LOB	TOP									
Mookie Wilson, S OBP: 0.301, SLG: 0.354	E3 F6-3		F9	K			5-3 1B		E1 1B	5	2	1	0	0	1	3	New York Mets @ Montreal Expos Olympic Stadium, Montreal, QB Fri Sep 09 1983, 7:05 PM EDT Att: 35,600 - Unknown									
Hubie Brooks, R OBP: 0.299, SLG: 0.334	F6-3		4-3		F9		5-3		K	5	0	0	0	0	1	3										
Keith Hernandez, L OBP: 0.399, SLG: 0.442				1B 1B					1B IBB	3	2	3	1	2	0	0										
George Foster, R OBP: 0.291, SLG: 0.414	F9			F9	K		F7		BB 1B	5	0	1	1	0	1	4										
Darryl Strawberry, L OBP: 0.324, SLG: 0.493				HBP 1B BB 1B			K		BB 1B	4	1	3	1	1	1	1										
Brian Giles, R OBP: 0.288, SLG: 0.277										3	0	0	0	1	1	4										
Rusty Staub, L OBP: 0.373, SLG: 0.392										1	0	0	0	0	1	3										
Bob Bailor, R OBP: 0.294, SLG: 0.295										0	0	0	0	0	0	0										
Junior Ortiz, R OBP: 0.260, SLG: 0.263				BB HBP 1B			4-3		K	4	0	2	1	0	1	1										
José Oquendo, S OBP: 0.275, SLG: 0.261							5-3		K	3	0	0	0	0	2	1										
Tom Seaver, R OBP: 0.238, SLG: 0.246										3	0	0	1	1	1	0										
Jesse Orosco, R OBP: 0.308, SLG: 0.333							F5		K	0	0	0	0	0	0	0										
Inning Stats	R: 0 E: 1 K: 0 S: 3	H: 0 LOB: 1 BB: 1 P: 7	R: 0 E: 0 K: 1 S: 6	H: 2 LOB: 1 BB: 0 P: 6	R: 0 E: 0 K: 0 S: 3	H: 0 LOB: 0 BB: 0 P: 3	R: 2 E: 0 K: 1 S: 8	H: 3 LOB: 3 BB: 1 P: 13	R: 1 E: 0 K: 2 S: 9	H: 2 LOB: 1 BB: 0 P: 9	R: 0 E: 0 K: 0 S: 3	H: 0 LOB: 0 BB: 0 P: 3	R: 1 E: 0 K: 1 S: 7	H: 2 LOB: 1 BB: 0 P: 7	R: 0 E: 0 K: 2 S: 6	H: 0 LOB: 0 BB: 1 P: 10	R: 1 E: 1 K: 3 S: 11	H: 1 LOB: 3 BB: 2 P: 19	1B: 9 2B: 0 3B: 1 HR: 0	SF: 0 SAC: 0 DP: 1 HBP: 1	WP: 0 PB: 0 SB: 1 CS: 0	PA: 42				
PITCHER	IP WLS BF H R ER SO BB IBB HBP BLK WP HR S P ERA WHIP	IP WLS BF H R ER SO BB IBB HBP BLK WP HR S P ERA WHIP	IP WLS BF H R ER SO BB IBB HBP BLK WP HR S P ERA WHIP	IP WLS BF H R ER SO BB IBB HBP BLK WP HR S P ERA WHIP	IP WLS BF H R ER SO BB IBB HBP BLK WP HR S P ERA WHIP	IP WLS BF H R ER SO BB IBB HBP BLK WP HR S P ERA WHIP	IP WLS BF H R ER SO BB IBB HBP BLK WP HR S P ERA WHIP	IP WLS BF H R ER SO BB IBB HBP BLK WP HR S P ERA WHIP	IP WLS BF H R ER SO BB IBB HBP BLK WP HR S P ERA WHIP	IP WLS BF H R ER SO BB IBB HBP BLK WP HR S P ERA WHIP	IP WLS BF H R ER SO BB IBB HBP BLK WP HR S P ERA WHIP	IP WLS BF H R ER SO BB IBB HBP BLK WP HR S P ERA WHIP	IP WLS BF H R ER SO BB IBB HBP BLK WP HR S P ERA WHIP	IP WLS BF H R ER SO BB IBB HBP BLK WP HR S P ERA WHIP	IP WLS BF H R ER SO BB IBB HBP BLK WP HR S P ERA WHIP	IP WLS BF H R ER SO BB IBB HBP BLK WP HR S P ERA WHIP	IP WLS BF H R ER SO BB IBB HBP BLK WP HR S P ERA WHIP	IP WLS BF H R ER SO BB IBB HBP BLK WP HR S P ERA WHIP	IP WLS BF H R ER SO BB IBB HBP BLK WP HR S P ERA WHIP	IP WLS BF H R ER SO BB IBB HBP BLK WP HR S P ERA WHIP	IP WLS BF H R ER SO BB IBB HBP BLK WP HR S P ERA WHIP	IP WLS BF H R ER SO BB IBB HBP BLK WP HR S P ERA WHIP	IP WLS BF H R ER SO BB IBB HBP BLK WP HR S P ERA WHIP	IP WLS BF H R ER SO BB IBB HBP BLK WP HR S P ERA WHIP	IP WLS BF H R ER SO BB IBB HBP BLK WP HR S P ERA WHIP	IP WLS BF H R ER SO BB IBB HBP BLK WP HR S P ERA WHIP

AB	36
R	5
H	10
RBI	5
BB	5
SO	10
LOB	20



Batter	1	2	3	4	5	6	7	8	9	AB	R	H	RBI	BB	SO	LOB	BOTTOM								
Tim Raines, S OBP: 0.384, SLG: 0.416	6-3 BB						K		K	3	1	1	1	2	2	2	New York Mets @ Montreal Expos Olympic Stadium, Montreal, QB Fri Sep 09 1983, 7:05 PM EDT Att: 35,600 - Unknown								
Manny Trillo, R OBP: 0.323, SLG: 0.351	6-3		F2		F3				1-3	4	0	0	0	0	0	3									
Andre Dawson, R OBP: 0.352, SLG: 0.563	5-3			FC5-4 HBP			K		F7	3	0	0	1	0	1	1									
Al Oliver, L OBP: 0.341, SLG: 0.412	4-3		FC5-4		G3				F7	4	0	0	0	0	0	3									
Gary Carter, R OBP: 0.338, SLG: 0.447					L9				F9	3	1	0	0	1	0	0									
Tim Lincecum, R OBP: 0.343, SLG: 0.453									L7	4	1	1	0	0	1	1									
Terry Francona, L OBP: 0.247, SLG: 0.289										4	0	2	1	0	0	0									
Jerry White, S OBP: 0.349, SLG: 0.125									G3	0	0	0	0	0	0	0									
Doug Flynn, R OBP: 0.268, SLG: 0.290										2	1	1	0	0	0	1									
Terry Crowley, L OBP: 0.370, SLG: 0.200										1	0	0	0	0	0	0									
Angel Salazar, R OBP: 0.250, SLG: 0.182										0	0	0	0	0	0	0									
Brad Mills, L OBP: 0.273, SLG: 0.273										1	0	1	1	0	0	0									
Bryan Little, S OBP: 0.349, SLG: 0.311										0	0	0	0	0	0	0									
Bryn Smith, R OBP: 0.197, SLG: 0.167										1	0	0	0	0	0	1									
Dan Schatzeder, L OBP: 0.200, SLG: 0.200										0	0	0	0	0	0	0									
Mike Stathos, L OBP: 0.228, SLG: 0.179										1	0	0	0	0	0	1									
Bob James, S OBP: 0.333, SLG: 0.333										0	0	0	0	0	0	0									
Razor Shines, S OBP: 0.300, SLG: 0.374										0	0	0	0	0	0	0									
Jim Wohlford, R OBP: 0.200, SLG: 0.274										1	0	0	0	0	1	2									
Inning Stats	R: 1 E: 0 K: 0 S: 3	H: 0 LOB: 0 BB: 1 P: 7	R: 0 E: 0 K: 0 S: 3	H: 0 LOB: 0 BB: 0 P: 3	R: 1 E: 0 K: 0 S: 5	H: 2 LOB: 2 BB: 0 P: 6	R: 1 E: 0 K: 0 S: 5	H: 2 LOB: 1 BB: 0 P: 5	R: 0 E: 0 K: 1 S: 5	H: 0 LOB: 1 BB: 1 P: 9	R: 0 E: 0 K: 0 S: 3	H: 0 LOB: 0 BB: 0 P: 3	R: 0 E: 0 K: 2 S: 7	H: 0 LOB: 0 BB: 0 P: 7	R: 0 E: 0 K: 0 S: 3	H: 0 LOB: 0 BB: 0 P: 3	R: 1 E: 0 K: 3 S: 11	H: 2 LOB: 2 BB: 1 P: 15	1B: 4 2B: 2 3B: 0 HR: 0	SF: 0 SAC: 1 DP: 0 HBP: 1	WP: 0 PB: 0 SB: 1 CS: 0	PA: 37			
PITCHER	IP WLS BF H R ER SO BB IBB HBP BLK WP HR S P ERA WHIP	IP WLS BF H R ER SO BB IBB HBP BLK WP HR S P ERA WHIP	IP WLS BF H R ER SO BB IBB HBP BLK WP HR S P ERA WHIP	IP WLS BF H R ER SO BB IBB HBP BLK WP HR S P ERA WHIP	IP WLS BF H R ER SO BB IBB HBP BLK WP HR S P ERA WHIP	IP WLS BF H R ER SO BB IBB HBP BLK WP HR S P ERA WHIP	IP WLS BF H R ER SO BB IBB HBP BLK WP HR S P ERA WHIP	IP WLS BF H R ER SO BB IBB HBP BLK WP HR S P ERA WHIP	IP WLS BF H R ER SO BB IBB HBP BLK WP HR S P ERA WHIP	IP WLS BF H R ER SO BB IBB HBP BLK WP HR S P ERA WHIP	IP WLS BF H R ER SO BB IBB HBP BLK WP HR S P ERA WHIP	IP WLS BF H R ER SO BB IBB HBP BLK WP HR S P ERA WHIP	IP WLS BF H R ER SO BB IBB HBP BLK WP HR S P ERA WHIP	IP WLS BF H R ER SO BB IBB HBP BLK WP HR S P ERA WHIP	IP WLS BF H R ER SO BB IBB HBP BLK WP HR S P ERA WHIP	IP WLS BF H R ER SO BB IBB HBP BLK WP HR S P ERA WHIP	IP WLS BF H R ER SO BB IBB HBP BLK WP HR S P ERA WHIP	IP WLS BF H R ER SO BB IBB HBP BLK WP HR S P ERA WHIP	IP WLS BF H R ER SO BB IBB HBP BLK WP HR S P ERA WHIP	IP WLS BF H R ER SO BB IBB HBP BLK WP HR S P ERA WHIP	IP WLS BF H R ER SO BB IBB HBP BLK WP HR S P ERA WHIP	IP WLS BF H R ER SO BB IBB HBP BLK WP HR S P ERA WHIP	IP WLS BF H R ER SO BB IBB HBP BLK WP HR S P ERA WHIP	IP WLS BF H R ER SO BB IBB HBP BLK WP HR S P ERA WHIP	IP WLS BF H R ER SO BB IBB HBP BLK WP HR S P ERA WHIP

AB	32
R	4
H	6
RBI	4
BB	3
SO	6
LOB	14



Batter	1	2	3	4	5	6	7	8	9	AB	R	H	RBI	BB	SO	LOB	TOP					
Mookie Wilson, S OBP: 0.302, SLG: 0.362	0-0 HR		0-0 4-3		0-0 SF7 1B 2B		0-0 4-3		0-0 F4	5	2	2	2	0	0	2						
Hubie Brooks, R OBP: 0.298, SLG: 0.335	0-0 F6-3		0-0 5-3		0-0 SF7			0-0 F8	0-0 2B	4	0	1	3	0	0	0						
Keith Hernandez, L OBP: 0.400, SLG: 0.442	0-0 F7			0-0 F3-6-1 1B	0-0 1B			0-3 K	0-0 2B	4	0	2	1	1	1	0						
George Foster, R OBP: 0.291, SLG: 0.412	0-0 F2			0-0 F3-6-1 1B	0-0 F8			0-0 HR 1B	0-0 F9	5	1	1	0	0	0	4						
Jesse Orosco, R OBP: 0.306, SLG: 0.333										0	0	0	0	0	0	0						
Darryl Strawberry, L OBP: 0.323, SLG: 0.499		0-0 3-1		0-0 L5			0-0 F7			4	1	1	2	0	0	0						
Brian Giles, R OBP: 0.301, SLG: 0.279		0-0 3-1 1B			0-0 1B 1B		0-3 K		0-0 3-1	4	1	2	0	0	1	0						
Junior Ortiz, R OBP: 0.266, SLG: 0.269		0-0 3-1 1-2			0-0 1B 2B 1B		0-3 K		0-0 2B 2B 1B	4	2	2	0	0	1	1						
José Oquendo, S OBP: 0.273, SLG: 0.258		0-0 F8			0-0 F7		0-3 K		0-0 2B 2B	3	0	0	0	0	1	3						
Danny Heep, L OBP: 0.320, SLG: 0.405					0-0 F7		0-3 K		0-0 2B 2B	1	1	1	0	0	0	0						
Ed Lynch, R Scott Holman, R Tom Gorman, L Carlos Diaz, L Jesse Orosco, R			0-0 3-1		0-0 2B SF7 1B		0-3 K		0-0 F2	0	0	0	0	0	0	0						
Inning Stats	R: 1 E: 0 K: 0 S: 4	H: 1 LOB: 0 BB: 0 P: 4	R: 0 E: 0 K: 0 S: 4	H: 1 LOB: 1 BB: 0 P: 4	R: 0 E: 0 K: 0 S: 3	H: 0 LOB: 0 BB: 0 P: 3	R: 0 E: 0 K: 0 S: 3	H: 1 LOB: 0 BB: 0 P: 3	R: 4 E: 0 K: 0 S: 8	H: 5 LOB: 1 BB: 0 P: 8	R: 0 E: 0 K: 2 S: 7	H: 0 LOB: 0 BB: 0 P: 7	R: 0 E: 0 K: 2 S: 7	H: 0 LOB: 0 BB: 0 P: 7	R: 2 E: 0 K: 1 S: 7	H: 2 LOB: 2 BB: 1 P: 10	R: 2 E: 0 K: 0 S: 6	H: 3 LOB: 2 BB: 1 P: 10	1B: 8 2B: 3 3B: 0 HR: 2	SF: 1 SAC: 0 DP: 1 HBP: 0	WP: 0 PB: 0 SB: 0 CS: 0	PA: 40
PITCHER	IP WLS BF H R ER SO BB IBB HBP BLK WP HR S P ERA WHIP																					
Bill Gullickson, R ERA: 3.88	(1, 1) 5.0 22 8 5 5 0 0 0 0 0 0 0 1 22 22 9.00 1.600																					
Ray Burris, R ERA: 3.45	(6, 1) 3.0 12 3 3 3 5 0 0 0 0 0 0 1 22 22 9.00 1.000																					
Dan Schatzeder, L ERA: 2.99	(9, 1) 0.0 1 1 0 0 0 0 0 0 0 0 0 0 1 1 1 ∞ ∞																					
Jeff Reardon, R ERA: 2.89	(9, 1) 1.0 W 5 1 1 1 0 0 1 0 0 0 0 0 4 8 9.00 1.000																					

New York Mets @ Montreal Expos
 Olympic Stadium, Montreal, QB
 Sat Sep 10 1983, 7:05 PM EDT
 Att: 33,848 - Unknown

AB	38
R	9
H	13
RBI	9
BB	1
SO	5
LOB	12



Batter	1	2	3	4	5	6	7	8	9	AB	R	H	RBI	BB	SO	LOB	BOTTOM					
Tim Raines, S OBP: 0.384, SLG: 0.420	0-0 HR BB	0-0 3-1	0-0 1-3		0-0 1-1 HR		0-0 L1			4	2	1	2	1	0	4						
Manny Trillo, R OBP: 0.300, SLG: 0.357	0-0 HR 2B	0-0 HR 2B	0-0 G3		0-0 F5		0-3 K			5	2	2	0	0	1	0						
Andre Dawson, R OBP: 0.351, SLG: 0.565	0-0 F4	0-0 HR		0-3 K		0-0 5-3		0-0 F9		5	1	1	2	0	1	2						
Al Oliver, L OBP: 0.342, SLG: 0.410	4-0 HR BB	0-0 FC4-6 1B		0-0 3-1		0-0 6-3		0-0 F9		4	1	1	0	1	0	0						
Gary Carter, R OBP: 0.342, SLG: 0.462	0-0 HR BB	0-0 FC4-6 1B		0-0 HR		4-0 BB		0-3 K		4	2	3	5	1	1	0						
Tim Lincecum, R OBP: 0.343, SLG: 0.461	0-0 BB 2B	0-0 K		0-0 F9		0-0 F4		0-0 HR		5	1	2	1	0	1	3						
Terry Francona, L OBP: 0.247, SLG: 0.284	4-0 BB IBB	0-0 FC4-6		0-0 6-3		0-0 3-1				3	0	0	0	1	0	2						
Doug Flynn, R OBP: 0.268, SLG: 0.290	0-0 F7	0-0 F8		0-0 K		0-0 SH2-4 1B				4	0	1	0	0	1	4						
Bill Gullickson, R ERA: 4.19	(1, 1) 1.0 12 5 6 6 0 3 1 0 0 0 0 0 1 16 16 3.00 1.000																					
Mike Fuentes, R OBP: 0.500, SLG: 0.500	(5, PH) 3.0 12 3 1 1 2 0 0 0 0 0 0 1 16 16 3.00 1.000																					
Ray Burris, R OBP: 0.293, SLG: 0.289	(6, 1) 2.0 9 2 2 2 1 1 0 0 0 0 0 1 10 14 9.00 1.500																					
Dan Schatzeder, L OBP: 0.200, SLG: 0.200	(9, 1) 2.0 7 1 0 0 1 0 0 0 0 0 0 0 9 9 0.00 0.500																					
Jeff Reardon, R OBP: 0.125, SLG: 0.125	(9, 1) 0.1 L 2 1 1 1 1 0 0 0 0 0 0 1 4 4 27.00 3.000																					
Inning Stats	R: 4 E: 0 K: 0 S: 6	H: 3 LOB: 3 BB: 4 P: 22	R: 2 E: 0 K: 1 S: 9	H: 4 LOB: 2 BB: 0 P: 9	R: 0 E: 0 K: 0 S: 3	H: 0 LOB: 0 BB: 0 P: 3	R: 1 E: 0 K: 1 S: 6	H: 1 LOB: 0 BB: 0 P: 6	R: 2 E: 0 K: 1 S: 7	H: 2 LOB: 1 BB: 0 P: 7	R: 0 E: 0 K: 0 S: 3	H: 0 LOB: 1 BB: 1 P: 7	R: 0 E: 0 K: 0 S: 4	H: 1 LOB: 1 BB: 0 P: 4	R: 0 E: 0 K: 1 S: 5	H: 0 LOB: 0 BB: 0 P: 5	R: 1 E: 0 K: 1 S: 4	H: 1 LOB: 0 BB: 0 P: 4	1B: 4 2B: 3 3B: 0 HR: 5	SF: 0 SAC: 1 DP: 0 HBP: 0	WP: 0 PB: 0 SB: 0 CS: 0	PA: 42
PITCHER	IP WLS BF H R ER SO BB IBB HBP BLK WP HR S P ERA WHIP																					
Ed Lynch, R ERA: 4.19	(1, 1) 1.0 12 5 6 6 0 3 1 0 0 0 0 0 1 16 16 3.00 1.000																					
Scott Holman, R ERA: 3.87	(2, 1) 3.0 12 3 1 1 2 0 0 0 0 0 0 1 16 16 3.00 1.000																					
Tom Gorman, L ERA: 4.6	(5, 1) 2.0 9 2 2 2 1 1 0 0 0 0 0 1 10 14 9.00 1.500																					
Carlos Diaz, L ERA: 2.07	(7, 1) 2.0 7 1 0 0 1 0 0 0 0 0 0 0 9 9 0.00 0.500																					
Jesse Orosco, L ERA: 1.37	(9, 1) 0.1 L 2 1 1 1 1 0 0 0 0 0 0 1 4 4 27.00 3.000																					


New York Mets @ Montreal Expos
 Olympic Stadium, Montreal, QB
 Sat Sep 10 1983, 7:05 PM EDT
 Att: 33,848 - Unknown

AB	36
R	10
H	12
RBI	10
BB	5
SO	5
LOB	15




Batter	1	2	3	4	5	6	7	8	9	AB	R	H	RBI	BB	SO	LOB	TOP					
Mookie Wilson, S OBP: 0.303, SLG: 0.364 (1, 8)	0-0 CS 1B		0-0 BB 1B FC6-5		0-0 2B			0-0 5-3		4	0	2	0	0	0	1	<p>New York Mets @ Montreal Expos Olympic Stadium, Montreal, QB Sun Sep 11 1983, 3:33 AM EDT Att: 45,064 - Unknown</p>					
Hubie Brooks, R OBP: 0.297, SLG: 0.335 (1, 5)	0-0 1-3		0-0 BB 1B		0-0 F6-3			0-0 F9		4	0	1	0	0	0	2						
Keith Hernandez, L OBP: 0.399, SLG: 0.440 (1, 3)	0-0 3-1		0-0 BB 1B FC5-4		0-0 L5			0-0 3-1		3	0	0	0	1	0	0						
George Foster, R OBP: 0.288, SLG: 0.409 (1, 7)		0-0 5-3	0-0 FC5-4		0-0 F6-3			0-0 F6-3		4	0	0	0	0	0	3						
Darryl Strawberry, L OBP: 0.322, SLG: 0.496 (1, 9)	0-0 S 1B			0-0 4-3		0-0 K		0-0 3-1		4	0	1	0	0	1	0						
Bob Bailor, R OBP: 0.291, SLG: 0.291 (1, 6)	0-3 K			0-0 F6-3			0-0 F9	0-0 F9		4	0	0	0	0	1	1						
Brian Giles, R OBP: 0.301, SLG: 0.280 (1, 4)	0-0 5-3			0-0 5-3			0-0 1B			3	0	1	0	0	0	1						
Junior Ortiz, R OBP: 0.267, SLG: 0.277 (1, 2)			0-0 FC6-5 2B		0-0 F8		0-0 L9			3	0	1	0	0	0	1						
Mike Torrez, R OBP: 0.067, SLG: 0.051 (7, PH)			0-0 B3		0-3 K		0-3 K			2	0	0	0	0	1	1						
Danny Heep, L OBP: 0.328, SLG: 0.403 (7, 1)										1	0	0	0	0	1	1						
Carlos Diaz, R (7, 1)										0	0	0	0	0	0	0						
Inning Stats	R: 0 E: 0 K: 0 S: 3	H: 1 LOB: 0 BB: 0 P: 3	R: 0 E: 0 K: 1 S: 6	H: 1 LOB: 1 BB: 0 P: 6	R: 0 E: 0 K: 0 S: 5	H: 2 LOB: 3 BB: 1 P: 9	R: 0 E: 0 K: 0 S: 3	H: 0 LOB: 0 BB: 0 P: 3	R: 0 E: 0 K: 1 S: 6	H: 1 LOB: 1 BB: 0 P: 6	R: 0 E: 0 K: 0 S: 5	H: 0 LOB: 0 BB: 0 P: 5	R: 0 E: 0 K: 1 S: 6	H: 1 LOB: 1 BB: 0 P: 6	R: 0 E: 0 K: 0 S: 3	H: 0 LOB: 0 BB: 0 P: 3	R: 0 E: 0 K: 0 S: 3	H: 0 LOB: 0 BB: 0 P: 3	1B: 4 2B: 2 3B: 0 HR: 0	SF: 0 SAC: 0 DP: 0 HBP: 0	WP: 0 PB: 0 SB: 1 CS: 1	PA: 33
PITCHER Charlie Lea, R ERA: 2.96 (1, 1)	IP: 9.0 WLS: W BF: 33 H: 6 R: 0 ER: 0 SO: 4 BB: 1 IBB: 0 HBP: 0 BLK: 0 WP: 0 HR: 0 S: 40 P: 44 ERA: 0.00 WHIP: 0.778															PITCHER						

AB	32
R	0
H	6
RBI	0
BB	1
SO	4
LOB	11



Batter	1	2	3	4	5	6	7	8	9	AB	R	H	RBI	BB	SO	LOB	BOTTOM					
Tim Raines, S OBP: 0.387, SLG: 0.420 (1, 7)	0-0 4-3		0-0 BB BB BB BB G6-4-3		0-0 S 2B BB		0-0 6-3			1	1	0	0	3	0	0	<p>New York Mets @ Montreal Expos Olympic Stadium, Montreal, QB Sun Sep 11 1983, 3:33 AM EDT Att: 45,064 - Unknown</p>					
Manny Trillo, R OBP: 0.320, SLG: 0.353 (1, 4)	0-0 6-3		0-0 G6-4-3		0-0 F4		0-0 6-3			4	0	0	0	0	0	3						
Andre Dawson, R OBP: 0.352, SLG: 0.565 (1, 8)	0-0 F3			0-0 1B 2B	0-0 6-3		0-0 IBB			3	1	1	0	1	0	1						
Al Oliver, L OBP: 0.345, SLG: 0.415 (1, 3)		0-0 FC4 BB 1B		0-0 2B 2B 1B	0-0 2B		0-0 G3			4	1	3	1	0	0	2						
Gary Carter, R OBP: 0.343, SLG: 0.464 (1, 2)		0-0 FC4 BB		0-0 2B 2B	0-0 5-3		0-0 F5			3	1	1	1	1	0	1						
Tim Lincecum, R OBP: 0.343, SLG: 0.461 (1, 5)		0-0 F7		0-0 8-1-4 2B	0-0 5-3		0-0 F7			4	0	1	2	0	0	2						
Terry Francona, L OBP: 0.247, SLG: 0.283 (1, 9)		0-0 FC4 FC5-4		0-0 8-1-4	0-0 F4-6-3 1B		0-0 4-3			4	0	1	0	0	0	3						
Doug Flynn, R OBP: 0.269, SLG: 0.292 (1, 6)		0-0 FC5-4		0-0 2B	0-0 F4-6-3					3	0	1	0	0	0	3						
Charlie Lea, R OBP: 0.108, SLG: 0.079 (1, 1)			0-3 K	0-0 5-3	0-3 K					3	0	0	0	0	2	1						
Inning Stats	R: 0 E: 0 K: 0 S: 3	H: 0 LOB: 0 BB: 0 P: 3	R: 0 E: 0 K: 0 S: 4	H: 1 LOB: 2 BB: 1 P: 8	R: 0 E: 0 K: 1 S: 4	H: 0 LOB: 0 BB: 1 P: 8	R: 3 E: 0 K: 0 S: 7	H: 5 LOB: 1 BB: 0 P: 7	R: 1 E: 0 K: 0 S: 4	H: 1 LOB: 1 BB: 1 P: 8	R: 0 E: 0 K: 0 S: 3	H: 1 LOB: 0 BB: 0 P: 3	R: 0 E: 0 K: 1 S: 5	H: 0 LOB: 2 BB: 2 P: 13	R: 0 E: 0 K: 0 S: 3	H: 0 LOB: 0 BB: 0 P: 3	R: 0 E: 0 K: 0 S: 3	H: 0 LOB: 0 BB: 0 P: 3	1B: 3 2B: 6 3B: 0 HR: 0	SF: 0 SAC: 0 DP: 3 HBP: 0	WP: 0 PB: 0 SB: 1 CS: 0	PA: 34
PITCHER Mike Torrez, R ERA: 4.04 (7, 1)	IP: 6.0 WLS: L BF: 26 H: 8 R: 4 ER: 4 SO: 1 BB: 3 IBB: 0 HBP: 0 BLK: 0 WP: 0 HR: 0 S: 25 P: 37 ERA: 6.00 WHIP: 1.833															PITCHER						
Carlos Diaz, L ERA: 2.01 (7, 1)	IP: 2.0 WLS: L BF: 8 H: 0 R: 0 ER: 0 SO: 1 BB: 1 IBB: 0 HBP: 0 BLK: 0 WP: 0 HR: 0 S: 8 P: 16 ERA: 0.00 WHIP: 0.500															PITCHER						

AB	29
R	4
H	8
RBI	4
BB	5
SO	2
LOB	16



Batter	1	2	3	4	5	6	7	8	9	AB	R	H	RBI	BB	SO	LOB	TOP					
Lonnie Smith, R OBP: 0.372, SLG: 0.435 David Green, R OBP: 0.322, SLG: 0.425	E5 1B		1B		F8		1-3		F8	5	1	1	0	0	0	0						
Ozzie Smith, S OBP: 0.320, SLG: 0.338	6-3		F9		F9		3-1		FC6-4 1B	4	0	1	0	1	0	2						
Willie McGee, S OBP: 0.323, SLG: 0.384	F9 2-H 1B		L9		F9		K		FC6-4	5	0	1	1	0	1	3						
George Hendrick, R OBP: 0.381, SLG: 0.504	F9				5-3				1B 1B	4	0	2	0	0	0	2						
Andy Van Slyke, L OBP: 0.358, SLG: 0.441	F8						G3		B2	3	0	0	0	1	0	2						
Ken Oberkfell, L OBP: 0.372, SLG: 0.384 Bill Lyons, R OBP: 0.204, SLG: 0.250		F7	F8				4-3		F8	3	0	0	0	0	0	3						
Darrell Porter, L OBP: 0.350, SLG: 0.420					3-1				FC6-4 1B	4	1	3	1	0	0	0						
Mike Ramsey, S OBP: 0.317, SLG: 0.348		K			F7				FC6-4	4	0	1	0	0	1	3						
Neil Allen, R OBP: 0.114, SLG: 0.159 Dave Rucker, L Jeff Lahti, R Bruce Sutter, R		K			6-3		K		5-3	0	0	0	0	0	0	0						
Inning Stats	R: 1 E: 1 K: 0 S: 5	H: 1 LOB: 1 BB: 0 P: 5	R: 0 E: 0 K: 2 S: 8	H: 1 LOB: 1 BB: 0 P: 8	R: 0 E: 0 K: 0 S: 5	H: 2 LOB: 3 BB: 1 P: 9	R: 0 E: 0 K: 0 S: 3	H: 0 LOB: 0 BB: 0 P: 3	R: 0 E: 0 K: 0 S: 3	H: 0 LOB: 1 BB: 1 P: 7	R: 1 E: 0 K: 1 S: 7	H: 2 LOB: 1 BB: 0 P: 7	R: 0 E: 0 K: 1 S: 5	H: 0 LOB: 0 BB: 0 P: 5	R: 0 E: 0 K: 0 S: 5	H: 2 LOB: 2 BB: 0 P: 5	R: 0 E: 0 K: 0 S: 4	H: 1 LOB: 1 BB: 0 P: 4	1B: 8 2B: 0 3B: 0 HR: 1	SF: 0 SAC: 0 DP: 0 HBP: 0	WP: 0 PB: 0 SB: 4 CS: 0	PA: 39
PITCHER	IP	WLS	BF	H	R	ER	SO	BB	IBB	HBP	BLK	WP	HR	S	P	ERA	WHIP					
Tom Seaver, R ERA: 3.7 Carlos Diaz, L ERA: 1.96	7.0	L	30	6	2	1	4	2	0	0	0	0	1	36	44	1.29	1.143					

St. Louis Cardinals @ New York Mets
Shea Stadium, Flushing, NY
Wed Sep 14 1983, 7:05 PM EDT
Att: 5,748 - Unknown

AB 34
R 2
H 9
RBI 2
BB 2
SO 2
LOB 16



Batter	1	2	3	4	5	6	7	8	9	AB	R	H	RBI	BB	SO	LOB	BOTTOM					
Mookie Wilson, S OBP: 0.298, SLG: 0.358	6-3		G6-4-3 1B			F7	K			4	0	1	0	0	1	2						
Hubie Brooks, R OBP: 0.294, SLG: 0.331	1B		G6-4-3 1-2			BB 1B			6-3	4	1	2	0	0	0	1						
Keith Hernandez, L OBP: 0.400, SLG: 0.440	1-2 1B				4-3	E 1-2 BB			4-3	3	0	1	0	1	0	0						
George Foster, R OBP: 0.289, SLG: 0.405 Mark Bradley, R OBP: 0.291, SLG: 0.330	L7				3-1	E8 1-3 2-H 1B			1B	4	0	2	1	0	0	2						
Darryl Strawberry, L OBP: 0.328, SLG: 0.514	F8				CS BB	G3			K	3	0	0	0	1	1	5						
Clint Hurdle, L		5-3		CS	F6		F6		K	4	0	0	0	0	1	0						
Bob Bailor, R OBP: 0.290, SLG: 0.288		6-3			F9		1B 1B		K	4	0	1	0	0	1	0						
Mike Fitzgerald, R OBP: 0.286, SLG: 0.714 Danny Heep, L OBP: 0.329, SLG: 0.401		5-3			K				3-1	3	0	1	0	0	1	0						
Tom Seaver, R OBP: 0.231, SLG: 0.237 Dave Kingman, R OBP: 0.265, SLG: 0.383 Rusty Staub, L OBP: 0.372, SLG: 0.390 Carlos Diaz, R			K			F8	F9			2	0	0	0	0	1	0						
Inning Stats	R: 0 E: 0 K: 0 S: 5	H: 2 LOB: 2 BB: 0 P: 5	R: 0 E: 0 K: 0 S: 3	H: 0 LOB: 0 BB: 0 P: 3	R: 0 E: 0 K: 1 S: 5	H: 1 LOB: 0 BB: 0 P: 5	R: 0 E: 0 K: 0 S: 2	H: 0 LOB: 0 BB: 1 P: 6	R: 0 E: 0 K: 0 S: 5	H: 0 LOB: 0 BB: 0 P: 5	R: 1 E: 1 K: 0 S: 5	H: 2 LOB: 2 BB: 1 P: 9	R: 0 E: 0 K: 1 S: 7	H: 2 LOB: 2 BB: 0 P: 7	R: 0 E: 0 K: 1 S: 6	H: 1 LOB: 1 BB: 0 P: 6	R: 0 E: 0 K: 2 S: 7	H: 0 LOB: 0 BB: 0 P: 7	1B: 8 2B: 0 3B: 0 HR: 0	SF: 0 SAC: 0 DP: 1 HBP: 0	WP: 0 PB: 0 SB: 0 CS: 1	PA: 36
PITCHER	IP	WLS	BF	H	R	ER	SO	BB	IBB	HBP	BLK	WP	HR	S	P	ERA	WHIP					
Neil Allen, R ERA: 3.92 Dave Rucker, L ERA: 5.63 Jeff Lahti, R ERA: 3.14 Bruce Sutter, R ERA: 3.94	5.2	W	22	5	1	1	2	2	0	0	0	0	0	4	4	0.00	3.000					
	0.2		4	2	0	0	0	0	0	0	0	0	0	4	4	0.00	3.000					
	0.1		1	0	0	0	0	0	0	0	0	0	0	1	1	0.00	0.000					
	2.1	S	8	1	0	0	4	0	0	0	0	0	0	16	16	0.00	0.429					

St. Louis Cardinals @ New York Mets
Shea Stadium, Flushing, NY
Wed Sep 14 1983, 7:05 PM EDT
Att: 5,748 - Unknown

AB 33
R 1
H 8
RBI 1
BB 2
SO 6
LOB 12



Batter	1	2	3	4	5	6	7	8	9	AB	R	H	RBI	BB	SO	LOB	TOP										
Lonnie Smith, R OBP: 0.375, SLG: 0.444 (1, 7)	F9		G6-4-3 1B		HR			1B 1B		4	1	3	1	0	0	0	St. Louis Cardinals @ New York Mets Shea Stadium, Flushing, NY Thu Sep 15 1983, 7:05 PM EDT Att: 5,887 - Unknown										
Ozzie Smith, S OBP: 0.319, SLG: 0.337 (1, 6)	4-3		F8		6-3			1-2 1B		4	0	1	0	0	0	1											
Willie McGee, S OBP: 0.320, SLG: 0.381 (1, 8)	F7		G6-4-3 1-2		F8			K		4	0	0	0	0	1	3											
George Hendrick, R OBP: 0.380, SLG: 0.502 (1, 3)		1B HR 1B		6-3		F8		F7		4	1	1	0	0	0	2											
Andy Van Slyke, L OBP: 0.361, SLG: 0.444 Floyd Rayford, R OBP: 0.286, SLG: 0.358 (8, PH) (8, 5)		1-2 HR 1B		WP 1B		K		K		3	1	2	0	0	1	0											
Darrell Porter, L OBP: 0.350, SLG: 0.427 Bill Lyons, R OBP: 0.200, SLG: 0.245 (1, 2) (9, PH)		1-2 HR		F7 1-2			5-3		6-3	3	1	1	3	0	0	1											
David Green, R OBP: 0.319, SLG: 0.421 (1, 9)		G3		4-3			6-3		F9	4	0	0	0	0	0	1											
Mike Ramsey, S OBP: 0.315, SLG: 0.345 (1, 4)		F8			3-1				L6	4	0	1	0	0	0	0											
Bob Forsch, R OBP: 0.302, SLG: 0.396 Dave LaPoint, L OBP: 0.250, SLG: 0.158 Jeff Lahti, R (8, 1)		K			1-3		FC4-6 1B		FC4-6 1B	1	0	0	0	0	1	0											
							1-2			2	0	0	0	0	0	1											
										0	0	0	0	0	0	0											
Inning Stats	R: 0 E: 0 K: 0 S: 3	H: 0 LOB: 0 BB: 0 P: 3	R: 3 E: 0 K: 1 S: 8	H: 3 LOB: 0 BB: 0 P: 8	R: 0 E: 0 K: 0 S: 3	H: 1 LOB: 0 BB: 0 P: 3	R: 0 E: 0 K: 0 S: 4	H: 1 LOB: 1 BB: 0 P: 4	R: 1 E: 0 K: 0 S: 4	H: 1 LOB: 0 BB: 0 P: 4	R: 0 E: 0 K: 1 S: 5	H: 0 LOB: 0 BB: 0 P: 5	R: 0 E: 0 K: 0 S: 4	H: 1 LOB: 1 BB: 0 P: 4	R: 0 E: 0 K: 2 S: 9	H: 2 LOB: 2 BB: 0 P: 9	R: 0 E: 0 K: 0 S: 3	H: 0 LOB: 0 BB: 0 P: 3	1B: 7 2B: 0 3B: 0 HR: 2	SF: 0 SAC: 0 DP: 1 HBP: 0	WP: 1 PB: 0 SB: 0 CS: 0	PA: 35					
PITCHER	IP	WLS	BF	H	R	ER	SO	BB	IBB	HBP	BLK	WP	HR	S	P	ERA	WHIP										
Ed Lynch, R ERA: 4.23 Jesse Orosco, L ERA: 1.35	(1, 1) (8, 1)	7.0 S	29 6	9 0	4 0	4 0	2 2	0 0	0 0	0 0	0 0	1 0	2 0	33 10	33 10	5.14 0.00	1.286 0.000										

AB 35
R 4
H 9
RBI 4
BB 0
SO 4
LOB 11



Batter	1	2	3	4	5	6	7	8	9	AB	R	H	RBI	BB	SO	LOB	BOTTOM										
Mookie Wilson, S OBP: 0.298, SLG: 0.358 (1, 8)	1B SF8 2B	G3		F7		K		5-3		5	1	1	0	0	1	3	St. Louis Cardinals @ New York Mets Shea Stadium, Flushing, NY Thu Sep 15 1983, 7:05 PM EDT Att: 5,887 - Unknown										
Hubie Brooks, R OBP: 0.296, SLG: 0.332 (1, 4) (6, 5)				K			F8			4	0	2	1	0	1	0											
Keith Hernandez, L OBP: 0.399, SLG: 0.439 (1, 3)	SF8	5-3			4-3			HR 1B		3	1	1	1	0	0	1											
George Foster, R OBP: 0.291, SLG: 0.412 (1, 7)	F9			K		FC1-6 1B		1-2 HR		4	1	2	2	0	1	1											
Darryl Strawberry, L OBP: 0.327, SLG: 0.510 (1, 9)	4-3		FC5 BB BB		FC1-6 1-2		K			3	0	0	0	1	1	2											
Clint Hurdle, L Brian Giles, R OBP: 0.298, SLG: 0.277 (5, PH) (6, 4)		K			F9		F2			1	0	0	0	1	1	0											
Ron Hodges, L OBP: 0.379, SLG: 0.297 Junior Ortiz, R OBP: 0.267, SLG: 0.276 (6, PH) (7, 2)		1B E 1B		K		SH1-4 1B		E5 4-3 SH1-4		2	1	1	0	0	1	2											
José Oquendo, S OBP: 0.274, SLG: 0.260 (1, 6)		E 1B		FC5		K		SH1-4		3	1	1	0	0	1	3											
Ed Lynch, R OBP: 0.176, SLG: 0.160 Jesse Orosco, R OBP: 0.309, SLG: 0.333 Bob Bailor, R OBP: 0.288, SLG: 0.287 (1, 1) (8, 1) (8, 4)		E1 1B			F4		SH1-4		4-3	2	1	0	0	0	0	0											
		1-2 2H					1-2			1	0	0	0	0	0	1											
Inning Stats	R: 1 E: 0 K: 0 S: 5	H: 2 LOB: 1 BB: 0 P: 5	R: 3 E: 1 K: 1 S: 9	H: 3 LOB: 1 BB: 0 P: 9	R: 0 E: 0 K: 2 S: 7	H: 0 LOB: 2 BB: 2 P: 15	R: 0 E: 0 K: 1 S: 5	H: 0 LOB: 0 BB: 0 P: 5	R: 0 E: 0 K: 0 S: 4	H: 1 LOB: 1 BB: 0 P: 4	R: 0 E: 0 K: 2 S: 8	H: 1 LOB: 0 BB: 0 P: 8	R: 2 E: 0 K: 1 S: 7	H: 2 LOB: 0 BB: 0 P: 7	R: 0 E: 1 K: 0 S: 4	H: 0 LOB: 1 BB: 0 P: 4	1B: 7 2B: 1 3B: 0 HR: 1	SF: 1 SAC: 2 DP: 0 HBP: 0	WP: 0 PB: 0 SB: 0 CS: 0	PA: 37							
PITCHER	IP	WLS	BF	H	R	ER	SO	BB	IBB	HBP	BLK	WP	HR	S	P	ERA	WHIP										
Bob Forsch, R ERA: 4.56 Dave LaPoint, L ERA: 3.77 Jeff Lahti, R ERA: 3.09	(1, 1) (3, 1) (8, 1)	2.1 L	15 19	5 4	4 2	1 2	5 5	0 0	0 0	0 0	0 0	0 0	1 29	29 29	3.86 3.86	3.000 0.857											

AB 32
R 6
H 9
RBI 4
BB 2
SO 7
LOB 14



Batter	1	2	3	4	5	6	7	8	9	AB	R	H	RBI	BB	SO	LOB	TOP									
23 Ryne Sandberg, R OBP: 0.313, SLG: 0.356 (1, 4)	0-0 6-3		0-3 K		0-3 K	0-0 SF8		0-0 F9		4	0	0	1	0	2	0										
Bill Buckner, L OBP: 0.311, SLG: 0.439 Gary Woods, R OBP: 0.291, SLG: 0.310 (1, 7) (6, 7)	0-0 4-3		0-0 F9		0-0 F7	0-0 F8		0-3 K		4	0	0	0	0	0	1										
Mel Hall, L OBP: 0.350, SLG: 0.493 (1, 8)	0-3 K			0-0 2B	0-0 5-3			0-0 L4		5	1	1	0	0	1	0										
Ron Cey, R OBP: 0.348, SLG: 0.462 Dave Owen, S (7, PR) (7, 5)		0-0 F8		0-0 1B	0-0 2B	0-0 BB	4-0 6-4-3			3	2	2	1	1	0	0										
Keith Moreland, R OBP: 0.377, SLG: 0.458 Tom Grant, L (7, PH) (7, 9)		0-0 6-3		0-0 2B	0-0 SH5-3	4-0 1B	0-0 6-4-3			2	2	1	0	1	0	0										
Jody Davis, R OBP: 0.318, SLG: 0.476 (1, 2)		0-0 BB		0-0 SH5-3	0-0 2B	0-3 K	0-0 6-3			4	0	2	1	0	1	4										
Carmelo Martinez, R OBP: 0.295, SLG: 0.486 (1, 3)		4-0 BB		0-0 F8		0-0 E2	0-0 1-3			3	1	1	1	1	0	2										
Larry Bowa, S OBP: 0.301, SLG: 0.328 (1, 6)		0-0 4-3		0-0 SH5-3		4-0 E	0-0 F7			2	1	0	1	1	0	2										
Rick Reuschel, R OBP: 0.167, SLG: 0.167 Bill Campbell, R OBP: 0.100, SLG: 0.100 (1, 1) (8, 1)			0-0 6-3	0-0 F8		0-0 E6	0-3 K			4	0	1	0	0	1	1										
Inning Stats	R: 0 E: 0 K: 1 S: 5	H: 0 LOB: 0 BB: 0 P: 5	R: 0 E: 0 K: 0 S: 4	H: 1 LOB: 2 BB: 1 P: 8	R: 0 E: 0 K: 1 S: 5	H: 0 LOB: 0 BB: 0 P: 5	R: 3 E: 0 K: 0 S: 7	H: 4 LOB: 1 BB: 0 P: 7	R: 0 E: 0 K: 1 S: 5	H: 0 LOB: 0 BB: 0 P: 5	R: 0 E: 0 K: 0 S: 3	H: 0 LOB: 2 BB: 1 P: 7	R: 0 E: 0 K: 1 S: 5	H: 0 LOB: 0 BB: 0 P: 5	R: 0 E: 0 K: 1 S: 5	H: 0 LOB: 0 BB: 0 P: 5	1B: 6 2B: 2 3B: 0 HR: 0	SF: 1 SAC: 1 DP: 0 HBP: 0	WP: 0 PB: 0 SB: 0 CS: 0	PA: 39						
PITCHER	IP	WLS	BF	H	R	ER	SO	BB	IBB	HBP	BLK	WP	HR	S	P	ERA	WHIP									
Mike Torrez, R ERA: 4.15 Doug Sisk, R ERA: 2.17 Scott Holman, R ERA: 3.83 Tom Gorman, L ERA: 4.5	(1, 1)	5.1	L	27	8	7	5	4	2	1	0	0	0	0	32	44	8.44	1.875								

Chicago Cubs @ New York Mets
Shea Stadium, Flushing, NY
Fri Sep 16 1983, 7:05 PM EDT
Att: 6,523 - Cloudy - 68 F

AB	33
R	7
H	8
RBI	5
BB	4
SO	6
LOB	11





Batter	1	2	3	4	5	6	7	8	9	AB	R	H	RBI	BB	SO	LOB	BOTTOM								
Mookie Wilson, S OBP: 0.297, SLG: 0.358 (1, 8)	0-0 4-3			0-0 1-3		0-0 4-3		0-0 2B		4	1	1	1	0	0	0									
Hubie Brooks, R OBP: 0.296, SLG: 0.333 (1, 4)	0-3 K			0-3 K				0-0 2B		4	0	1	1	0	2	0									
Keith Hernandez, L OBP: 0.396, SLG: 0.436 (1, 3)	0-0 4-3			0-0 6-3				0-0 1-4-3		4	0	0	0	0	0	1									
George Foster, R OBP: 0.291, SLG: 0.412 (1, 7)		0-0 F8			0-0 L3-6			0-3 K		4	0	1	0	0	1	0									
Darryl Strawberry, L OBP: 0.329, SLG: 0.509 (1, 9)		0-0 F7			4-0 BB			0-0 HR		3	1	1	0	1	1	0									
Clint Hurdle, L OBP: 0.154, SLG: 0.083 (1, 5)		0-0 1-3			0-3 K			0-0 L7		4	0	1	0	0	1	3									
Junior Ortiz, R OBP: 0.263, SLG: 0.273 Doug Sisk, R OBP: 0.400, SLG: 0.400 Scott Holman, R OBP: 0.238, SLG: 0.238 Tom Gorman, L OBP: 0.250, SLG: 0.250 Danny Heep, L OBP: 0.328, SLG: 0.399 (1, 2) (8, 1) (8, 1) (8, 1) (8, 1) (8, 1)			0-0 4-3		0-0 L3-6			0-0 HR		2	0	0	0	0	0	2									
José Oquendo, S OBP: 0.274, SLG: 0.261 (1, 6)			0-0 6-3			0-0 F8		0-0 3-6-1		3	1	1	0	0	0	0									
Mike Torrez, R OBP: 0.066, SLG: 0.050 Ron Hodges, L OBP: 0.377, SLG: 0.295 (1, 1) (6, 2)			0-0 6-3			0-0 1-3		0-0 3-6-1		1	0	0	0	0	0	0									
Inning Stats	R: 0 E: 0 K: 1 S: 5	H: 0 LOB: 0 BB: 0 P: 5	R: 0 E: 0 K: 0 S: 3	H: 0 LOB: 0 BB: 0 P: 3	R: 0 E: 0 K: 1 S: 3	H: 0 LOB: 0 BB: 0 P: 3	R: 0 E: 0 K: 1 S: 5	H: 0 LOB: 0 BB: 0 P: 5	R: 0 E: 0 K: 0 S: 3	H: 1 LOB: 1 BB: 1 P: 9	R: 0 E: 0 K: 0 S: 3	H: 0 LOB: 0 BB: 0 P: 3	R: 0 E: 0 K: 0 S: 3	H: 0 LOB: 0 BB: 0 P: 3	R: 4 E: 0 K: 0 S: 8	H: 5 LOB: 1 BB: 0 P: 8	R: 0 E: 0 K: 3 S: 10	H: 1 LOB: 1 BB: 0 P: 10	1B: 4 2B: 3 3B: 0 HR: 1	SF: 0 SAC: 0 DP: 1 HBP: 0	WP: 0 PB: 0 SB: 0 CS: 0	PA: 34			
PITCHER	IP	WLS	BF	H	R	ER	SO	BB	IBB	HBP	BLK	WP	HR	S	P	ERA	WHIP								
Rick Reuschel, R ERA: 3.29 Bill Campbell, R ERA: 4.29	(1, 1)	7.2	W	28	5	4	4	3	1	0	0	0	0	12	37	4.70	0.783								

Chicago Cubs @ New York Mets
Shea Stadium, Flushing, NY
Fri Sep 16 1983, 7:05 PM EDT
Att: 6,523 - Cloudy - 68 F

AB	33
R	4
H	7
RBI	4
BB	1
SO	6
LOB	8



Batter	1	2	3	4	5	6	7	8	9	AB	R	H	RBI	BB	SO	LOB	TOP						
Bill Buckner, L OBP: 0.310, SLG: 0.437	F8						1-3		F9	5	0	1	0	0	0	2	Chicago Cubs @ New York Mets Shea Stadium, Flushing, NY Sat Sep 17 1983, 3:33 AM EDT Att. 7,262 - Unknown - 79 F livebaseballscorecards.com AB 40 R 7 H 14 RBI 7 BB 2 SO 3 LOB 22 						
23 Ryne Sandberg, R OBP: 0.316, SLG: 0.360			P4							5	2	4	1	0	0	2							
Mel Hall, L OBP: 0.350, SLG: 0.495 Gary Woods, R OBP: 0.288, SLG: 0.307			K		FC4-6		G3-6-3		F9	3	1	1	1	0	1	4							
Ron Cey, R OBP: 0.347, SLG: 0.462 Joe Carter, R OBP: 0.091, SLG: 0.091			4-3						F7	5	0	1	2	0	0	4							
Keith Moreland, R OBP: 0.379, SLG: 0.459									E6	0	1	0	0	0	0	0							
Jody Davis, R OBP: 0.317, SLG: 0.473									1B	5	1	3	1	0	0	2							
Carmelo Martinez, R Fergie Jenkins, R Dan Rohr, L Alan Hargeshheimer, R Jerry Morales, R Lee Smith, R			K						1B	2	0	0	0	0	1	1							
Dave Owen, S Fritzie Connally, R Bill Johnson, R Tom Verzyer, R			B4						CS	2	0	0	0	0	0	0							
Don Schulze, R Mike Proly, R Thad Bosley, L Larry Bowa, S									2B	0	0	0	0	0	0	0							
									1B	2	0	0	0	0	0	0							
									2B	0	0	0	0	0	0	0							
									BB	0	0	0	0	0	0	0							
									2B	0	0	0	0	0	0	0							
									1B	0	0	0	0	0	0	0							
									2B	1	1	1	0	0	0	0							
									1B	1	1	1	0	0	0	0							
Inning Stats	R: 1 E: 0 K: 0 S: 5	H: 2 LOB: 1 BB: 0 P: 5	R: 0 E: 0 K: 1 S: 5	H: 0 LOB: 0 BB: 0 P: 5	R: 0 E: 0 K: 1 S: 6	H: 1 LOB: 2 BB: 1 P: 10	R: 0 E: 0 K: 0 S: 4	H: 1 LOB: 1 BB: 0 P: 4	R: 2 E: 0 K: 0 S: 6	H: 3 LOB: 1 BB: 0 P: 6	R: 0 E: 0 K: 0 S: 3	H: 0 LOB: 0 BB: 0 P: 7	R: 0 E: 0 K: 1 S: 3	H: 1 LOB: 1 BB: 0 P: 3	R: 1 E: 0 K: 1 S: 7	H: 2 LOB: 1 BB: 0 P: 7		R: 3 E: 1 K: 0 S: 7	H: 4 LOB: 1 BB: 0 P: 7	1B: 10 2B: 4 3B: 0 HR: 0	SF: 0 SAC: 0 DP: 1 HBP: 0	WP: 0 PB: 0 SB: 1 CS: 1	PA: 43
PITCHER	IP WLS BF H R ER SO BB IBB HBP BLK WP HR S P ERA WHIP																						
Ron Darling, R ERA: 2.79	6.0	L	27	7	3	3	2	2	0	0	0	0	0	0	29	37		4.50	1.500				
Jesse Orosco, L ERA: 1.47	3.0	L	15	7	4	2	1	0	0	0	0	0	0	0	17	17	6.00	2.333					

Batter	1	2	3	4	5	6	7	8	9	AB	R	H	RBI	BB	SO	LOB	BOTTOM					
Mookie Wilson, S OBP: 0.301, SLG: 0.363									FC6	5	3	4	0	0	0	1	Chicago Cubs @ New York Mets Shea Stadium, Flushing, NY Sat Sep 17 1983, 3:33 AM EDT Att. 7,262 - Unknown - 79 F livebaseballscorecards.com AB 35 R 6 H 8 RBI 5 BB 5 SO 5 LOB 15 					
Hubie Brooks, R OBP: 0.295, SLG: 0.334			F9							5	1	1	1	0	0	3						
Keith Hernandez, L OBP: 0.397, SLG: 0.436 Danny Heep, L OBP: 0.325, SLG: 0.395									F9	2	1	1	1	1	0	1						
George Foster, R OBP: 0.290, SLG: 0.410									F7	2	0	0	0	0	0	1						
Darryl Strawberry, L OBP: 0.330, SLG: 0.510									K	5	1	1	1	0	1	2						
Bob Bailor, R OBP: 0.289, SLG: 0.284									K	3	0	1	1	1	1	0						
Brian Giles, R ERA: 9.31 Mike Proly, R ERA: 3.68									G3	3	0	0	0	1	0	2						
Rusty Staub, L OBP: 0.374, SLG: 0.421 José Oquendo, S OBP: 0.273, SLG: 0.259									F8	1	0	0	0	0	0	0						
Mike Fitzgerald, R OBP: 0.273, SLG: 0.500									F9	1	0	0	1	0	0	0						
Ron Darling, R OBP: 0.200, SLG: 0.200 Clint Hurdle, L OBP: 0.143, SLG: 0.077 Jesse Orosco, R OBP: 0.357, SLG: 0.333									6-3	3	0	0	0	1	1	0						
									6-3	2	0	0	0	0	1	3						
									FC6	1	0	0	0	0	0	0						
									BB	0	0	0	0	1	0	0						
									BB	0	0	0	0	1	0	0						
									BB	0	0	0	0	1	0	0						
									BB	0	0	0	0	1	0	0						
									BB	0	0	0	0	1	0	0						
									BB	0	0	0	0	1	0	0						
Inning Stats	R: 1 E: 0 K: 0 S: 5	H: 2 LOB: 2 BB: 1 P: 9	R: 0 E: 0 K: 2 S: 7	H: 0 LOB: 0 BB: 0 P: 7	R: 3 E: 0 K: 0 S: 6	H: 3 LOB: 3 BB: 3 P: 18	R: 2 E: 0 K: 0 S: 5	H: 2 LOB: 0 BB: 0 P: 5	R: 0 E: 0 K: 1 S: 6	H: 1 LOB: 1 BB: 0 P: 6	R: 0 E: 0 K: 1 S: 5	H: 0 LOB: 0 BB: 0 P: 5	R: 0 E: 0 K: 0 S: 3	H: 0 LOB: 1 BB: 1 P: 7	R: 0 E: 0 K: 1 S: 5	H: 0 LOB: 0 BB: 0 P: 5		1B: 5 2B: 3 3B: 0 HR: 0	SF: 0 SAC: 0 DP: 0 HBP: 0	WP: 0 PB: 0 SB: 4 CS: 0	PA: 40	
PITCHER	IP WLS BF H R ER SO BB IBB HBP BLK WP HR S P ERA WHIP																					
Don Schulze, R ERA: 9.31	2.1	W	15	5	4	4	2	3	0	0	0	0	0	0	16	28	15.43	3.429				
Fergie Jenkins, R ERA: 4.26	2.0		3	0	2	2	2	0	0	0	0	0	0	0	8	8	9.00	1.000				
Alan Hargeshheimer, R ERA: 3.86	2.0		7	1	0	0	2	0	0	0	0	0	0	0	11	11	0.00	0.500				
Bill Johnson, R ERA: 1.42	1.0	W	4	0	0	0	0	1	0	0	0	0	0	3	7	0.00	1.000					
PITCHER	IP WLS BF H R ER SO BB IBB HBP BLK WP HR S P ERA WHIP																					
Lee Smith, R ERA: 1.66	9.1	S	3	0	0	0	1	0	0	0	0	0	0	0	5	5	0.00	0.000				

Batter	1	2	3	4	5	6	7	8	9	AB	R	H	RBI	BB	SO	LOB	TOP								
Thad Bosley, L OBP: 0.438, SLG: 0.563 (1, 7)	0-0 5-3		0-0 F9		0-0 6-3		0-0 4-3 2B		4-0 SH1-3 2B BB	4	1	1	0	1	0	0									
Bill Buckner, L OBP: 0.310, SLG: 0.435 (1, 3)	0-0 F8		0-0 4-3			4-0 F9 BB SF8 BB	0-0 4-3		0-0 SH1-3	3	1	0	1	1	0	1									
Mel Hall, L OBP: 0.350, SLG: 0.492 Gary Woods, R OBP: 0.295, SLG: 0.316 (7, PH) (7, 8)	0-3 K		0-0 6-3			4-0 1B BB	0-0 4-0		0-0 2B	2	0	0	0	1	1	0									
Ron Cey, R OBP: 0.349, SLG: 0.462 (1, 5)		0-0 FC5-4 BB 2B 1B		0-0 1B		0-0 F9	0-0 F8		0-0 G6-4-3 IBB	4	1	2	0	1	0	4									
Keith Moreland, R OBP: 0.377, SLG: 0.457 (8, 2)		4-0 FC5-4 BB		0-0 F9		0-0 SF8		0-0 F8	0-0 G6-4-3	3	0	0	1	1	0	3									
Jody Davis, R OBP: 0.318, SLG: 0.472 Dave Owen, S (8, PR) (8, 6)		0-0 FC5-4 2B		0-0 P6		0-0 3-H 1B		4-0 BB		3	1	1	0	1	0	3									
Dan Rohn, L OBP: 0.363, SLG: 0.444 Jay Johnstone, L OBP: 0.363, SLG: 0.444 (8, PH) (8, 9)		0-0 2B		0-0 F2		0-0 F8		0-0 L9		3	0	1	2	0	0	3									
Larry Bowa, S OBP: 0.301, SLG: 0.330 Jerry Morales, R OBP: 0.258, SLG: 0.306 Bill Campbell, R OBP: 0.100, SLG: 0.100 Lee Smith, R OBP: 0.222, SLG: 0.125 (8, PH) (8, 1) (9, 1)		0-0 P5		0-0 3-1		0-0 4-3		0-0 P5		3	0	0	0	0	0	1									
Dick Ruthven, R OBP: 0.233, SLG: 0.254 Craig Lefferts, L OBP: 0.158, SLG: 0.111 23 Ryne Sandberg, R OBP: 0.319, SLG: 0.361 (1, 1) (5, 1) (6, 4)		0-3 K		0-0 P4		4-0 2B 4-3 BB		0-0 SH1-3 BB 2B 1B		2	0	0	0	0	1	1									
Inning Stats	R: 0 E: 0 K: 1 S: 5	H: 0 LOB: 0 BB: 0 P: 5	R: 2 E: 0 K: 1 S: 7	H: 2 LOB: 1 BB: 1 P: 11	R: 0 E: 0 K: 0 S: 3	H: 0 LOB: 0 BB: 0 P: 3	R: 0 E: 0 K: 0 S: 4	H: 1 LOB: 0 BB: 0 P: 4	R: 0 E: 0 K: 0 S: 3	H: 0 LOB: 0 BB: 0 P: 3	R: 1 E: 0 K: 0 S: 4	H: 1 LOB: 2 BB: 2 P: 12	R: 1 E: 0 K: 0 S: 4	H: 1 LOB: 2 BB: 2 P: 12	R: 0 E: 0 K: 0 S: 3	H: 0 LOB: 1 BB: 1 P: 7	R: 2 E: 0 K: 0 S: 4	H: 2 LOB: 1 BB: 2 P: 12	1B: 4 2B: 3 3B: 0 HR: 0	SF: 1 SAC: 1 DP: 1 HBP: 0	WP: 0 PB: 0 SB: 0 CS: 0	PA: 41			
PITCHER	IP	WLS	BF	H	R	ER	SO	BB	IBB	HBP	BLK	WP	HR	S	P	ERA	WHIP								
Walt Terrell, R ERA: 3.75 Carlos Diaz, L ERA: 1.95 Doug Sisk, R ERA: 2.29	(1, 1) (7, 1) (7, 1)	6.1 0.1 2.1	28 2 11	5 0 2	4 0 2	4 0 2	2 0 0	4 1 2	0 0 1	0 0 0	0 0 0	0 0 0	0 0 0	0 1 8	28 5 20	5.68 0.00 7.71	1.421 3.000 1.714								

Chicago Cubs @ New York Mets
Shea Stadium, Flushing, NY
Sun Sep 18 1983, 3:33 AM EDT
Att. 9,126 - Unknown - 75 F

AB 31
R 6
H 7
RBI 6
BB 8
SO 2
LOB 18



Batter	1	2	3	4	5	6	7	8	9	AB	R	H	RBI	BB	SO	LOB	BOTTOM								
Mookie Wilson, S OBP: 0.302, SLG: 0.363 (1, 8)	0-0 S 1B		0-0 4-3		0-0 2-H 1B		0-3 K		0-0 F7	5	1	2	1	0	1	2									
Hubie Brooks, R OBP: 0.294, SLG: 0.333 (1, 4) (6, 5)	0-0 1B		0-0 P3		0-0 L7		0-3 K		0-0 G6-4-3	5	1	1	1	0	1	3									
Darryl Strawberry, L OBP: 0.333, SLG: 0.513 (1, 9)	0-0 1B E 1B		4-0 E BB		0-3 K		0-0 2B		0-3 K	4	1	2	0	1	2	0									
George Foster, R OBP: 0.289, SLG: 0.408 (1, 7)	0-0 E 1B		0-0 F8		0-0 6-3		0-0 6-3		0-0 6-3	5	0	1	1	0	0	2									
Danny Heep, L OBP: 0.327, SLG: 0.405 Mark Bradley, R OBP: 0.281, SLG: 0.330 (1, 3) (9, PR)	0-3 K		0-0 F8		0-0 1B 2B		0-0 4-3		0-0 2B	5	1	2	0	0	1	3									
Clint Hurdle, L OBP: 0.176, SLG: 0.125 Brian Giles, R OBP: 0.296, SLG: 0.275 (1, 5) (5, PR) (6, 4)	0-3 K		0-3 K		0-0 S 1B		0-0 F9		4-0 IBB	3	0	1	1	0	2	3									
Rusty Staub, L OBP: 0.379, SLG: 0.421 José Oquendo, S OBP: 0.273, SLG: 0.259 (9, PH) (9, PR)	0-0 E3 1B		0-0 E3 1B		0-0 5-3 1B		4-0 BB 2-3 BB		0-3 K	3	1	2	0	1	0	0									
Bob Bailor, R OBP: 0.294, SLG: 0.288 Keith Hernandez, L OBP: 0.397, SLG: 0.435 (1, 6) (9, PH)	0-0 E3 1B		0-0 E3 1B		0-0 5-3 1B		4-0 BB 2-3 BB		0-3 K	3	1	2	0	1	0	0									
Ron Hodges, L OBP: 0.378, SLG: 0.295 (1, 2)	0-0 L3		0-0 F8		0-0 F8		4-0 1B BB		0-0 1B	3	0	1	0	1	0	3									
Walt Terrell, L OBP: 0.200, SLG: 0.436 Carlos Diaz, R OBP: 0.500, SLG: 0.500 (1, 1) (7, 1) (7, 1)	0-0 L7		0-0 5-3		0-0 5-3		0-3 K		0-0 G6-4-3 1B	3	0	0	0	0	1	4									
Inning Stats	R: 3 E: 1 K: 2 S: 12	H: 5 LOB: 2 BB: 0 P: 12	R: 0 E: 0 K: 0 S: 3	H: 0 LOB: 0 BB: 0 P: 3	R: 0 E: 1 K: 1 S: 5	H: 0 LOB: 1 BB: 1 P: 9	R: 1 E: 0 K: 0 S: 5	H: 2 LOB: 1 BB: 0 P: 5	R: 1 E: 0 K: 2 S: 9	H: 2 LOB: 3 BB: 2 P: 17	R: 0 E: 0 K: 2 S: 8	H: 1 LOB: 1 BB: 0 P: 8	R: 0 E: 0 K: 0 S: 3	H: 0 LOB: 0 BB: 0 P: 3	R: 0 E: 0 K: 0 S: 4	H: 2 LOB: 1 BB: 0 P: 4	R: 0 E: 0 K: 2 S: 8	H: 1 LOB: 2 BB: 1 P: 12	1B: 10 2B: 3 3B: 0 HR: 0	SF: 0 SAC: 0 DP: 1 HBP: 0	WP: 0 PB: 0 SB: 2 CS: 0	PA: 43			
PITCHER	IP	WLS	BF	H	R	ER	SO	BB	IBB	HBP	BLK	WP	HR	S	P	ERA	WHIP								
Dick Ruthven, R ERA: 4.41 Craig Lefferts, L ERA: 3.12 Warren Brusstar, R ERA: 2.02 Bill Campbell, R ERA: 4.24 Lee Smith, R ERA: 1.65	(1, 1) (5, 1) (6, 1) (8, 1) (9, 1)	4.2 1.0 1.1 1.0 1.0	25 5 4 4 5	9 1 0 2 1	5 0 0 0 0	4 0 0 0 2	4 3 0 0 2	0 1 0 0 1	0 0 0 0 0	0 0 0 0 0	0 0 0 0 0	0 0 0 0 0	0 0 0 0 0	0 0 4 4 8	31 10 4 4 12	7.71 0.00 0.00 0.00 0.00	2.357 2.000 0.000 2.000 1.000								

Chicago Cubs @ New York Mets
Shea Stadium, Flushing, NY
Sun Sep 18 1983, 3:33 AM EDT
Att. 9,126 - Unknown - 75 F

AB 39
R 5
H 13
RBI 4
BB 4
SO 9
LOB 22



Batter	1	2	3	4	5	6	7	8	9	10	AB	R	H	RBI	BB	SO	LOB	TOP						
Marvell Wynne, L (1, 8) <small>OBP: 0.330, SLG: 0.371</small> Brian Harper, R (9, PH) <small>OBP: 0.228, SLG: 0.426</small> Kent Tekulve, R (9, 1)	F8			G4-3 1B	K			G3	FC5-4		4	1	1	0	0	1	1	Pittsburgh Pirates @ New York Mets Shea Stadium, Flushing, NY Mon Sep 19 1983, 7:05 PM EDT Att: 6,381 - Unknown						
Johnny Ray, S (1, 4) <small>OBP: 0.314, SLG: 0.388</small>	G3			G4-3 BB			F9	F7	F7		4	0	0	0	1	0	2							
Dave Parker, L (1, 9) <small>OBP: 0.311, SLG: 0.414</small>	F8			G4-3						FC5-4 1B	5	1	3	0	0	0	2							
Jason Thompson, L (1, 3) <small>OBP: 0.369, SLG: 0.396</small>		G3						F2		F5	4	0	0	0	1	1	3							
Mike Easter, L (1, 7) <small>OBP: 0.361, SLG: 0.446</small> Lee Lacy, R (9, PH) <small>OBP: 0.354, SLG: 0.409</small>		6-3								FC5-4	3	0	2	2	0	0	0							
Tony Peña, R (1, 2) <small>OBP: 0.330, SLG: 0.424</small>		5-3								SH 1B	3	1	0	0	1	1	3							
Richie Hebner, L (1, 5) <small>OBP: 0.308, SLG: 0.370</small> Jim Morrison, R (9, PH) <small>OBP: 0.352, SLG: 0.497</small>			K							SH5-4 1B	3	0	0	0	0	2	0							
Dale Berra, R (1, 6) <small>OBP: 0.325, SLG: 0.359</small>			4-3							FC5-4 1B	3	0	1	0	1	1	0							
John Candelaria, L (1, 1) <small>OBP: 0.191, SLG: 0.127</small> Bill Madlock, R (9, PH) <small>OBP: 0.366, SLG: 0.448</small> Joe Orsulak, L (9, PR) <small>OBP: 0.167, SLG: 0.182</small>			4-3							FC5-4 1B	3	0	0	0	0	1	1							
Inning Stats	R: 0 E: 0 K: 0 S: 3	H: 0 LOB: 0 BB: 0 P: 3	R: 0 E: 0 K: 0 S: 3	H: 0 LOB: 0 BB: 0 P: 3	R: 0 E: 0 K: 1 S: 5	H: 0 LOB: 0 BB: 0 P: 5	R: 1 E: 0 K: 1 S: 6	H: 2 LOB: 2 BB: 2 P: 14	R: 0 E: 0 K: 2 S: 8	H: 1 LOB: 1 BB: 0 P: 8	R: 1 E: 0 K: 2 S: 7	H: 2 LOB: 1 BB: 0 P: 7	R: 0 E: 0 K: 2 S: 7	H: 0 LOB: 0 BB: 0 P: 7	R: 0 E: 0 K: 0 S: 4	H: 1 LOB: 1 BB: 0 P: 4	R: 2 E: 0 K: 0 S: 6		H: 2 LOB: 2 BB: 1 P: 10	R: 0 E: 0 K: 0 S: 4	H: 1 LOB: 2 BB: 1 P: 8	1B: 8 2B: 1 3B: 0 HR: 0	SF: 0 SAC: 2 DP: 1 HBP: 0	WP: 1 PB: 0 SB: 2 CS: 0
PITCHER	IP 8.0	WLS 31	BF 6	H 2	R 2	ER 2	SO 7	BB 2	IBB 0	HBP 0	BLK 0	WP 1	HR 0	S 43	P 51	ERA 2.25	WHIP 1.000							
Tom Seaver, R (1, 1) <small>ERA: 3.65</small> Carlos Diaz, L (9, 1) <small>ERA: 2.13</small>	2.0	W	12	3	2	2	0	0	2	0	0	0	0	10	18	9.00	1.500							

Batter	1	2	3	4	5	6	7	8	9	10	AB	R	H	RBI	BB	SO	LOB	BOTTOM					
Mookie Wilson, S (1, 8) <small>OBP: 0.305, SLG: 0.365</small>	F9			FC3-6 1B				6-3			5	1	3	0	0	0	0	Pittsburgh Pirates @ New York Mets Shea Stadium, Flushing, NY Mon Sep 19 1983, 7:05 PM EDT Att: 6,381 - Unknown					
Hubie Brooks, R (1, 5) <small>OBP: 0.293, SLG: 0.332</small>	6-3			FC3-6 5-3	CS			F9			5	0	1	1	0	0	1						
Darryl Strawberry, L (1, 9) <small>OBP: 0.333, SLG: 0.510</small>	K			5-3							4	1	1	0	0	2	1						
George Foster, R (1, 7) <small>OBP: 0.267, SLG: 0.405</small>		4-3		P6						5-3 1B	4	0	0	0	0	1	2						
Danny Heep, L (1, 3) <small>OBP: 0.325, SLG: 0.402</small>					F8					4-3	4	1	1	0	0	1	1						
Bob Bailor, R (1, 6) <small>OBP: 0.291, SLG: 0.285</small> Rusty Staub, L (9, PH) <small>OBP: 0.376, SLG: 0.417</small> José Quiñones, S (9, PR) <small>OBP: 0.273, SLG: 0.259</small>										E3 2B	3	0	0	0	0	1	1						
Brian Giles, R (1, 4) <small>OBP: 0.301, SLG: 0.284</small> Keith Hernandez, L (9, PH) <small>OBP: 0.398, SLG: 0.435</small> John Stearns, R (9, PR) <small>OBP: 0.270, SLG: 0.214</small>											0	0	0	0	1	0	0						
Tucker Ashford, R (10, 4) <small>OBP: 0.270, SLG: 0.214</small>											0	0	0	0	0	0	0						
Junior Ortiz, R (1, 2) <small>OBP: 0.265, SLG: 0.274</small> Ron Hodges, L (9, PH) <small>OBP: 0.380, SLG: 0.302</small>											3	0	1	2	0	0	1						
Tom Seaver, R (1, 1) <small>OBP: 0.224, SLG: 0.230</small> Mark Bradley, R (8, PH) <small>OBP: 0.278, SLG: 0.327</small> Carlos Diaz, R (9, 1) <small>OBP: 0.167, SLG: 0.118</small>											1	0	0	0	0	0	0						
Inning Stats	R: 0 E: 0 K: 1 S: 5	H: 0 LOB: 0 BB: 0 P: 5	R: 2 E: 0 K: 1 S: 8	H: 3 LOB: 1 BB: 0 P: 8	R: 0 E: 0 K: 0 S: 4	H: 1 LOB: 1 BB: 0 P: 4	R: 0 E: 0 K: 0 S: 3	H: 1 LOB: 0 BB: 0 P: 3	R: 0 E: 0 K: 0 S: 3	H: 0 LOB: 0 BB: 0 P: 5	R: 0 E: 0 K: 1 S: 6	H: 1 LOB: 1 BB: 0 P: 6	R: 0 E: 0 K: 1 S: 5	H: 0 LOB: 0 BB: 0 P: 5	R: 2 E: 1 K: 0 S: 5	H: 2 LOB: 3 BB: 1 P: 9	R: 1 E: 0 K: 0 S: 3	H: 2 LOB: 1 BB: 0 P: 3	1B: 9 2B: 2 3B: 0 HR: 0	SF: 0 SAC: 0 DP: 0 HBP: 0	WP: 0 PB: 0 SB: 1 CS: 2	PA: 40	
PITCHER	IP 8.0	WLS 29	BF 7	H 2	R 2	ER 2	SO 6	BB 0	IBB 0	HBP 0	BLK 0	WP 0	HR 0	S 41	P 41	ERA 2.25	WHIP 0.875						
John Candelaria, L (1, 1) <small>ERA: 3.32</small> Kent Tekulve, R (9, 1) <small>ERA: 1.72</small>	1.1	L	9	4	3	1	0	0	1	0	0	0	0	8	12	6.75	3.000						



Batter	1	2	3	4	5	6	7	8	9	AB	R	H	RBI	BB	SO	LOB	TOP								
Marvell Wynne, L OBP: 0.331, SLG: 0.371 (1, 8)	0-0 6-3 ①		0-0 1B ③		0-0 4-3 ②		0-0 4-3 ②		0-0 CS 1B ⑤	5	0	2	0	0	0	1									
Johnny Ray, S OBP: 0.314, SLG: 0.388 (1, 4)	0-0 1-3 ②		0-0 F8 ③		0-0 1B ③		0-0 1B ③		0-0 F8 ⑤	5	0	2	1	0	0	2									
Dave Parker, L OBP: 0.314, SLG: 0.421 (1, 9)	0-0 1B ③			0-0 HR ③		0-0 4-3 ③		0-0 L9 ⑤		5	1	3	1	0	0	2									
Jason Thompson, L OBP: 0.373, SLG: 0.403 (1, 3)	0-0 P5 ③			0-0 2B ③		0-0 3B 1B ③		0-0 1B G3 1B ③	0-0 1B ③	5	2	4	0	0	0	1									
Mike Easter, L OBP: 0.362, SLG: 0.454 (1, 7)		0-0 G3 ①		0-0 4-3 2B ①		0-0 1B ③		0-0 G3 ①	0-0 6-3 ③	5	0	2	2	0	0	3									
Tony Peña, R OBP: 0.329, SLG: 0.421 (1, 2)		0-0 F8 ②		0-0 4-3 ①		0-0 6-3 ②		0-0 1B IBB ②		3	0	0	0	1	0	2									
Richie Hebner, L OBP: 0.309, SLG: 0.364 (8, PH) Jim Morrison, R OBP: 0.349, SLG: 0.494 (8, 5)		0-0 6-3 ③		0-0 G5-4-3 IBB ③		0-0 P6 ③		0-0 F9 ②		2	0	0	0	1	0	0									
Dale Berra, R OBP: 0.326, SLG: 0.360 (1, 6)			0-3 K ①	0-0 G5-4-3 ②			0-0 4-3 1B SH2-4 ①	0-0 1B 2-3 ③		4	1	2	0	0	1	2									
Larry McWilliams, L OBP: 0.130, SLG: 0.132 (1, 1)			0-0 L4 ②		0-3 K ①		0-0 SH2-4 ①	0-3 K ③		3	0	0	0	0	2	3									
Inning Stats	R: 0 E: 0 K: 0 S: 4	H: 1 LOB: 1 BB: 0 P: 4	R: 0 E: 0 K: 0 S: 3	H: 0 LOB: 0 BB: 0 P: 3	R: 0 E: 0 K: 1 S: 6	H: 1 LOB: 1 BB: 0 P: 6	R: 2 E: 0 K: 0 S: 5	H: 3 LOB: 1 BB: 1 P: 9	R: 0 E: 0 K: 1 S: 6	H: 1 LOB: 1 BB: 0 P: 6	R: 1 E: 0 K: 0 S: 4	H: 2 LOB: 1 BB: 0 P: 4	R: 1 E: 0 K: 0 S: 5	H: 2 LOB: 1 BB: 0 P: 5	R: 0 E: 0 K: 1 S: 7	H: 2 LOB: 3 BB: 1 P: 11	R: 0 E: 0 K: 0 S: 5	H: 3 LOB: 2 BB: 0 P: 5	1B: 11 2B: 2 3B: 1 HR: 1	SF: 0 SAC: 1 DP: 1 HBP: 0	WP: 0 PB: 0 SB: 0 CS: 1	PA: 41			
PITCHER	IP	WLS	BF	H	R	ER	SO	BB	IBB	HBP	BLK	WP	HR	S	P	ERA	WHIP								
Ed Lynch, R ERA: 4.28 (1, 1)	6.2	L	29	10	4	4	2	0	1	0	0	0	1	32	36	5.40	1.500								
Tom Gorman, L ERA: 4.37 (7, 1)	1.1		7	2	0	0	1	0	1	0	0	0	0	8	12	0.00	1.500								
Scott Holman, R ERA: 3.79 (9, 1)	1.0		5	3	0	0	0	0	0	0	0	0	0	5	5	0.00	3.000								

Pittsburgh Pirates @ New York Mets
Shea Stadium, Flushing, NY
Tue Sep 20 1983, 3:33 AM EDT
Att: 3,112 - Unknown

AB 38
R 4
H 15
RBI 4
BB 2
SO 3
LOB 18



Batter	1	2	3	4	5	6	7	8	9	AB	R	H	RBI	BB	SO	LOB	BOTTOM								
Mookie Wilson, S OBP: 0.303, SLG: 0.363 (1, 8)	0-0 4-3 ①		0-0 E6 S ②			0-0 4-3 ①		0-3 K ③		4	0	0	0	0	1	0									
Hubie Brooks, R OBP: 0.293, SLG: 0.331 (1, 5)	0-0 6-3 ②		0-3 K 1-2 ②			0-0 WP 1B ②			0-0 F9 ①	4	0	1	0	0	1	1									
Daryl Strawberry, L OBP: 0.330, SLG: 0.595 (1, 9)	0-3 K ③		0-0 P6 ③			0-3 K 1-2 ②			0-3 K ②	4	0	0	0	0	3	2									
George Foster, R OBP: 0.287, SLG: 0.404 (1, 7)		0-0 F8 S 1B ①		0-0 E4 CS ②		0-0 6-3 ③			0-0 1-3 ③	4	0	1	0	0	0	1									
Danny Heep, L OBP: 0.322, SLG: 0.396 (1, 3)		0-0 L7 1-2 ①		0-3 K 1-2 ②			0-0 G3 ①			3	0	0	0	0	1	2									
Mike Fitzgerald, R OBP: 0.214, SLG: 0.385 (1, 2)		0-0 F8 2-3 ②		0-3 K ③			0-3 K ②			3	0	0	0	0	2	1									
Brian Giles, R OBP: 0.302, SLG: 0.282 (1, 4)		1-0 HBP ③				0-0 F9 ①			0-0 6-3 ③	2	0	0	0	0	0	0									
José Oquendo, S OBP: 0.270, SLG: 0.256 (1, 6)		0-0 P6 ③				0-3 K ②			0-0 L4 ①	3	0	0	0	0	1	2									
Ed Lynch, R OBP: 0.170, SLG: 0.154 (1, 1) Tom Gorman, L OBP: 0.250, SLG: 0.250 (7, 1) Ron Gardenhire, R OBP: 0.115, SLG: 0.080 (8, PH) Scott Holman, R OBP: 0.238, SLG: 0.238 (9, 1)			0-3 K ①		0-3 K ③				0-0 F9 ②	2	0	0	0	0	2	0									
Inning Stats	R: 0 E: 0 K: 1 S: 5	H: 0 LOB: 0 BB: 0 P: 5	R: 0 E: 0 K: 0 S: 4	H: 1 LOB: 2 BB: 0 P: 5	R: 0 E: 1 K: 2 S: 8	H: 0 LOB: 0 BB: 0 P: 8	R: 0 E: 1 K: 2 S: 7	H: 0 LOB: 0 BB: 0 P: 7	R: 0 E: 0 K: 2 S: 7	H: 0 LOB: 0 BB: 0 P: 7	R: 0 E: 0 K: 1 S: 6	H: 1 LOB: 1 BB: 0 P: 6	R: 0 E: 0 K: 1 S: 5	H: 0 LOB: 0 BB: 0 P: 5	R: 0 E: 0 K: 1 S: 5	H: 0 LOB: 0 BB: 0 P: 5	R: 0 E: 0 K: 1 S: 5	H: 0 LOB: 0 BB: 0 P: 5	1B: 2 2B: 1 3B: 0 HR: 0	SF: 0 SAC: 0 DP: 1 HBP: 1	WP: 1 PB: 0 SB: 2 CS: 1	PA: 31			
PITCHER	IP	WLS	BF	H	R	ER	SO	BB	IBB	HBP	BLK	WP	HR	S	P	ERA	WHIP								
Larry McWilliams, L ERA: 3.14 (1, 1)	9.0	W	31	2	0	0	11	0	0	1	0	1	0	52	53	0.00	0.222								

Pittsburgh Pirates @ New York Mets
Shea Stadium, Flushing, NY
Tue Sep 20 1983, 3:33 AM EDT
Att: 3,112 - Unknown

AB 30
R 0
H 2
RBI 0
BB 0
SO 11
LOB 9



Batter	1	2	3	4	5	6	7	8	9	AB	R	H	RBI	BB	SO	LOB	TOP					
Wally Backman, S (1,4) OBP: 0.189, SLG: 0.143	F8		6-3			F7		1-3 1B		4	0	1	0	0	0	0						
Danny Heep, L (1,8) OBP: 0.322, SLG: 0.392	4-3			G3				F9		4	0	1	0	0	0	2						
Daryl Strawberry, L (1,9) OBP: 0.333, SLG: 0.506				F7		4-3				4	1	2	0	0	0	1						
George Foster, R (1,7) OBP: 0.288, SLG: 0.407	1-3			WP 2B			F3		2B 1B	4	1	2	1	0	0	1						
Gary Rajsich, L (1,3)		F6				4-3			G3 2B	4	0	0	0	0	0	2						
Clint Hurdle, L (1,5) OBP: 0.192, SLG: 0.125		G3				F9			F7	4	0	0	0	0	0	1						
Mike Fitzgerald, R (1,2) OBP: 0.294, SLG: 0.357										1	0	0	0	2	0	0						
Keith Hernandez, L (8, PH) OBP: 0.397, SLG: 0.435										1	0	1	1	0	0	0						
Brian Giles, R (9, PR) OBP: 0.302, SLG: 0.282										0	0	0	0	0	0	0						
José Oquendo, S (1,6) OBP: 0.269, SLG: 0.255										2	0	0	0	0	0	1						
Ron Hodges, L (8, PH) OBP: 0.365, SLG: 0.312										1	0	1	0	0	0	0						
Ron Gardenhire, R (8, PH) OBP: 0.115, SLG: 0.080										0	0	0	0	0	0	0						
Mookie Wilson, S (9, PH) OBP: 0.300, SLG: 0.359										1	0	0	0	0	0	1						
Ron Darling, R (1,1) OBP: 0.143, SLG: 0.143										2	0	0	0	0	0	0						
Rusty Staub, L (8, PH) OBP: 0.370, SLG: 0.409										1	0	0	0	0	0	2						
Scott Holman, R (8,1) OBP: 0.238, SLG: 0.238										0	0	0	0	0	0	0						
Inning Stats	R: 0 E: 0 K: 0 S: 4	H: 1 LOB: 1 BB: 0 P: 4	R: 0 E: 0 K: 0 S: 3	H: 0 LOB: 0 BB: 0 P: 3	R: 0 E: 0 K: 0 S: 3	H: 0 LOB: 0 BB: 0 P: 3	R: 0 E: 0 K: 0 S: 4	H: 1 LOB: 1 BB: 0 P: 4	R: 0 E: 0 K: 0 S: 2	H: 0 LOB: 0 BB: 0 P: 6	R: 0 E: 0 K: 0 S: 4	H: 1 LOB: 1 BB: 0 P: 4	R: 0 E: 0 K: 0 S: 3	H: 0 LOB: 0 BB: 0 P: 3	R: 0 E: 0 K: 0 S: 4	H: 2 LOB: 2 BB: 1 P: 8	R: 2 E: 0 K: 0 S: 6	H: 3 LOB: 1 BB: 0 P: 6	1B: 5 2B: 4 3B: 0 HR: 0	SF: 0 SAC: 0 DP: 2 HBP: 0	WP: 1 PB: 0 SB: 0 CS: 0	PA: 35
PITCHER	IP WLS BF H R ER SO BB IBB HBP BLK WP HR S P ERA WHIP																					
Danny Cox, R (1,1) ERA: 3.3	8.0 W 31 7 2 2 0 2 0 0 0 0 0 0 29 37 2.25 1.125																					
Bruce Sutter, R (9,1) ERA: 3.92	1.0 S 4 1 0 0 0 0 0 0 0 0 0 0 4 4 0.00 1.000																					

New York Mets @ St. Louis Cardinals
 Busch Stadium, St. Louis, MO
 Thu Sep 22 1983, 7:05 PM CDT
 Att: 11,862 - Unknown

AB 33
 R 2
 H 8
 RBI 2
 BB 2
 SO 0
 LOB 11



Batter	1	2	3	4	5	6	7	8	9	AB	R	H	RBI	BB	SO	LOB	BOTTOM			
Lonnie Smith, R (1,7) OBP: 0.370, SLG: 0.433	CS 2B		E5							3	1	1	0	1	0	0				
Willie McGee, S (8,8) OBP: 0.316, SLG: 0.374										0	0	0	0	0	0	0				
Jeff Doyle, S (1,4) OBP: 0.286, SLG: 0.350	F8		K							3	0	0	1	0	1	2				
Ken Oberkell, L (1,5) OBP: 0.371, SLG: 0.387										4	0	2	1	0	0	0				
Ozzie Smith, S (8,6) OBP: 0.315, SLG: 0.330										0	0	0	0	0	0	0				
George Hendrick, R (1,3) OBP: 0.371, SLG: 0.487	K									4	0	1	0	0	3	2				
Andy Van Slyke, L (1,8) OBP: 0.354, SLG: 0.429		1-3								3	1	1	0	1	0	1				
David Green, R (1,9) OBP: 0.321, SLG: 0.416		6-3								3	0	1	0	1	0	0				
Jamie Quirk, L (1,2) OBP: 0.282, SLG: 0.346										3	0	1	0	0	2	2				
Mike Ramsey, S (1,6) OBP: 0.309, SLG: 0.337										0	0	0	0	0	0	0				
Jimmy Sexton, R (2,6) OBP: 0.400, SLG: 0.500										2	1	1	0	1	0	1				
Danny Cox, R (1,1) OBP: 0.080, SLG: 0.080										2	0	0	0	0	1	2				
Bruce Sutter, R (9,1) ERA: 3.75										0	0	0	0	0	0	0				
Inning Stats	R: 0 E: 0 K: 1 S: 6	H: 2 LOB: 1 BB: 0 P: 6	R: 0 E: 0 K: 0 S: 4	H: 1 LOB: 0 BB: 0 P: 4	R: 0 E: 1 K: 1 S: 5	H: 0 LOB: 0 BB: 0 P: 5	R: 1 E: 0 K: 2 S: 9	H: 2 LOB: 1 BB: 0 P: 9	R: 2 E: 0 K: 1 S: 7	H: 2 LOB: 1 BB: 1 P: 11	R: 0 E: 0 K: 2 S: 6	H: 0 LOB: 2 BB: 3 P: 18	R: 0 E: 0 K: 0 S: 3	H: 0 LOB: 0 BB: 0 P: 3	R: 0 E: 0 K: 0 S: 3	H: 1 LOB: 0 BB: 0 P: 3	1B: 6 2B: 3 3B: 0 HR: 0	SF: 0 SAC: 2 DP: 1 HBP: 0	WP: 0 PB: 0 SB: 3 CS: 2	PA: 33
PITCHER	IP WLS BF H R ER SO BB IBB HBP BLK WP HR S P ERA WHIP																			
Ron Darling, R (1,1) ERA: 3.08	7.0 L 30 7 3 3 0 3 3 0 0 0 0 0 0 40 56 3.86 1.429																			
Scott Holman, R (8,1) ERA: 3.75	1.0 3 1 0 0 0 0 0 0 0 0 0 0 3 3 0.00 1.000																			

New York Mets @ St. Louis Cardinals
 Busch Stadium, St. Louis, MO
 Thu Sep 22 1983, 7:05 PM CDT
 Att: 11,862 - Unknown

AB 27
 R 3
 H 8
 RBI 2
 BB 4
 SO 7
 LOB 10



Batter	1	2	3	4	5	6	7	8	9	AB	R	H	RBI	BB	SO	LOB	TOP					
Mookie Wilson, S OBP: 0.300, SLG: 0.359 (1, 8)	0-0 3-1		0-0 4-3			0-0 G4-6-3 1B		0-0 G3		4	0	1	0	0	0	1						
Hubie Brooks, R OBP: 0.291, SLG: 0.328 (1, 5)	0-0 1-3		0-0 3-1			0-0 F7		0-0 1B		4	0	1	1	0	0	1						
Danny Heep, L OBP: 0.321, SLG: 0.390 (1, 9)	0-0 1B			0-0 4-3		0-0 G4-6-3 1-2		0-0 F7		4	0	1	0	0	0	3						
George Foster, R OBP: 0.288, SLG: 0.406 (1, 7)	0-0 F9			0-0 1B			0-0 6-3		0-0 1-3	4	0	1	0	0	0	1						
Gary Rajsich, L OBP: 0.222, SLG: 0.125 (1, 3)		4-0 FC3-6 BB		0-0 L4		0-0 F8		0-0 FC6-4 1B		3	0	1	0	1	0	1						
Bob Bailor, R OBP: 0.291, SLG: 0.283 (1, 4) (8, 6)	0-0 FC3-6 G3 1-2		0-0 6-3		0-0 6-3		0-0 FC6 1B		0-0 FC6-4 1-2	4	0	1	0	0	0	3						
Junior Ortiz, R OBP: 0.271, SLG: 0.277 Keith Hernandez, L OBP: 0.397, SLG: 0.434 (8, PH)	0-0 G3		0-0 1-3		0-0 5-3		0-0 FC6 1-2		0-0 1-3	3	0	0	0	0	0	2						
José Oquendo, S OBP: 0.267, SLG: 0.253 Wally Backman, S OBP: 0.194, SLG: 0.139 (8, PH)	0-0 5-3			0-0 K				0-0 G3		2	0	0	0	0	1	1						
Walt Terrell, L OBP: 0.190, SLG: 0.415 Rusty Staub, L OBP: 0.375, SLG: 0.423 John Stearns, R OBP: 0.500, SLG: 0.500 (8, 1)			0-0 4-3		0-0 F7			0-0 G3 1B 2B		2	0	0	0	0	0	0						
Inning Stats	R: 0 E: 0 K: 0 S: 4	H: 1 LOB: 1 BB: 0 P: 4	R: 0 E: 0 K: 0 S: 3	H: 0 LOB: 1 BB: 1 P: 7	R: 0 E: 0 K: 0 S: 3	H: 0 LOB: 0 BB: 0 P: 3	R: 0 E: 0 K: 0 S: 4	H: 1 LOB: 1 BB: 0 P: 4	R: 0 E: 0 K: 1 S: 5	H: 0 LOB: 0 BB: 0 P: 5	R: 0 E: 0 K: 0 S: 3	H: 1 LOB: 0 BB: 0 P: 3	R: 0 E: 0 K: 0 S: 4	H: 1 LOB: 1 BB: 0 P: 4	R: 1 E: 0 K: 0 S: 5	H: 2 LOB: 2 BB: 0 P: 5	R: 0 E: 0 K: 0 S: 4	H: 1 LOB: 1 BB: 0 P: 4	1B: 6 2B: 1 3B: 0 HR: 0	SF: 0 SAC: 0 DP: 1 HBP: 0	WP: 0 PB: 0 SB: 1 CS: 0	PA: 34
PITCHER Dick Ruthven, R ERA: 4.24 (1, 1)	IP: 9.0 WLS: W BF: 34 H: 7 R: 1 ER: 1 SO: 1 BB: 1 IBB: 0 HBP: 0 BLK: 0 WP: 0 HR: 0 S: 35 P: 39 ERA: 1.00 WHIP: 0.889															PITCHER	IP: 9.0 WLS: W BF: 34 H: 7 R: 1 ER: 1 SO: 1 BB: 1 IBB: 0 HBP: 0 BLK: 0 WP: 0 HR: 0 S: 35 P: 39 ERA: 1.00 WHIP: 0.889					

New York Mets @ Chicago Cubs
Wrigley Field, Chicago, IL
Fri Sep 23 1983, 3:33 AM CDT
Att: 3,105 - Sunny - 55 F

AB 33
R 1
H 7
RBI 1
BB 1
SO 1
LOB 14

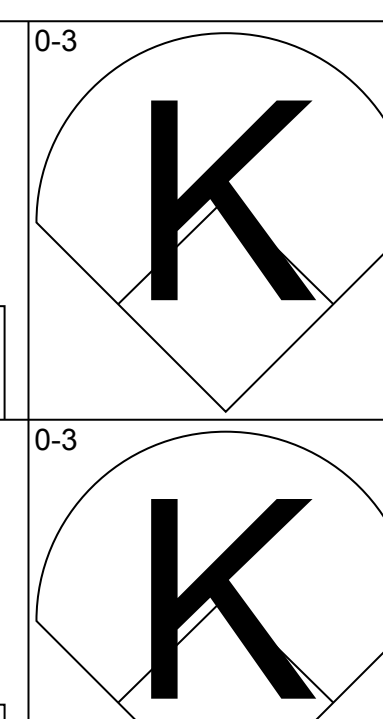
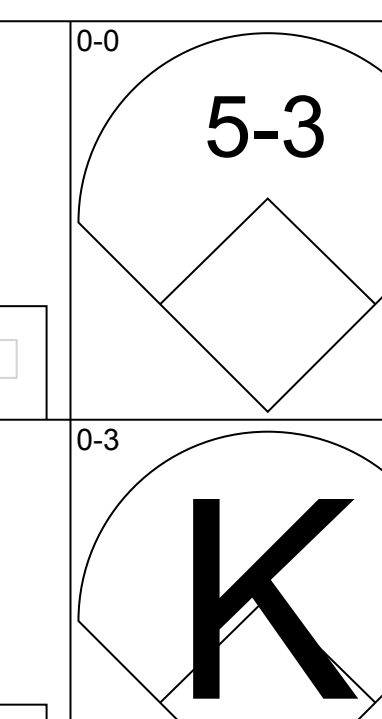
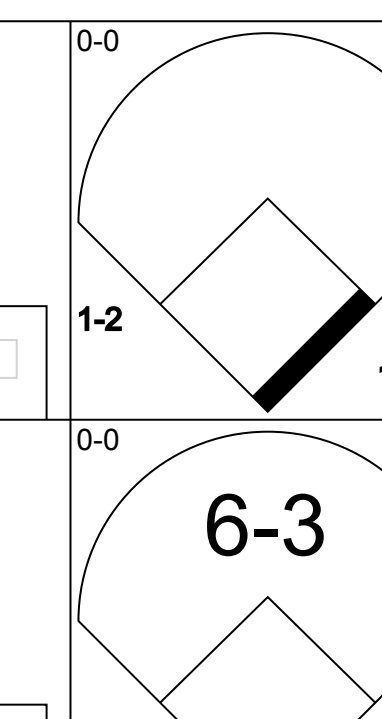
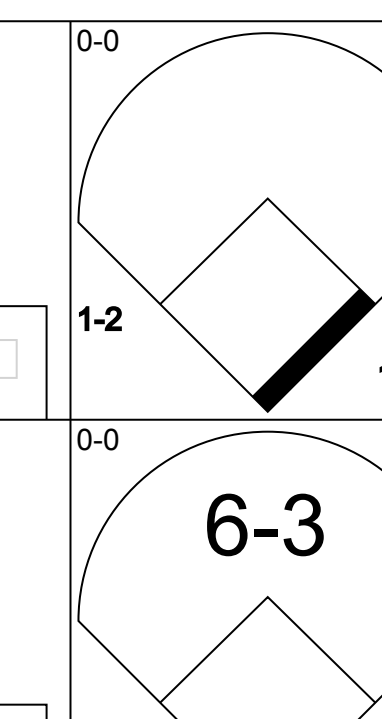
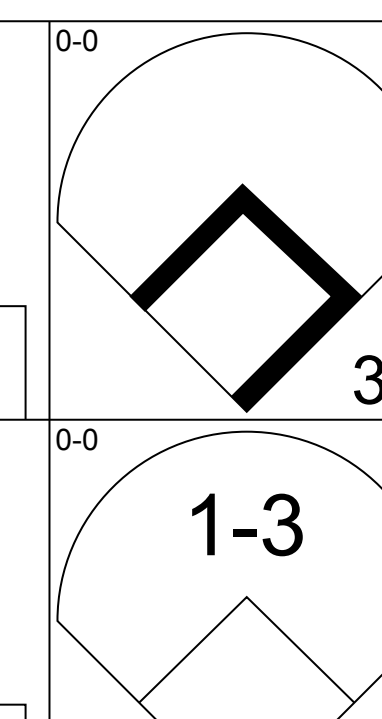
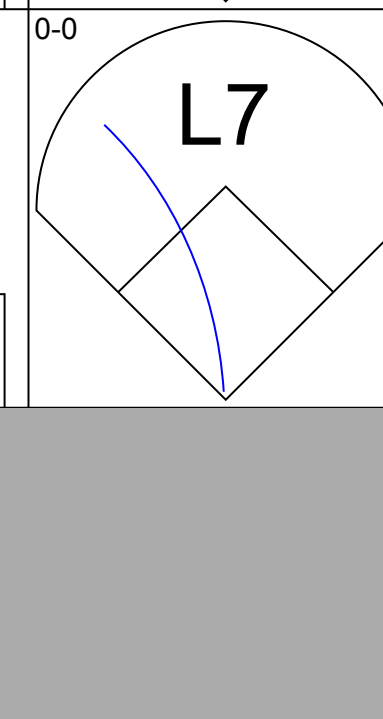
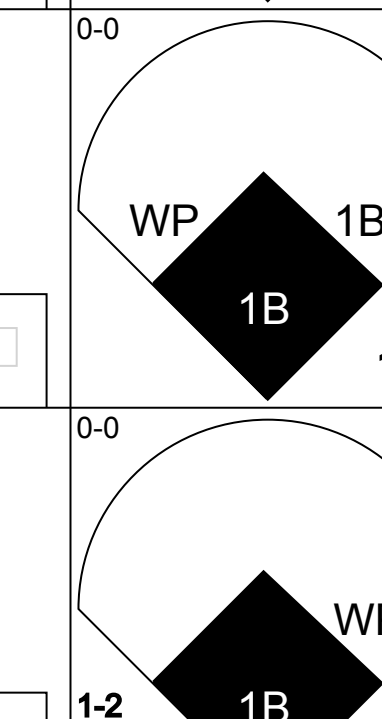




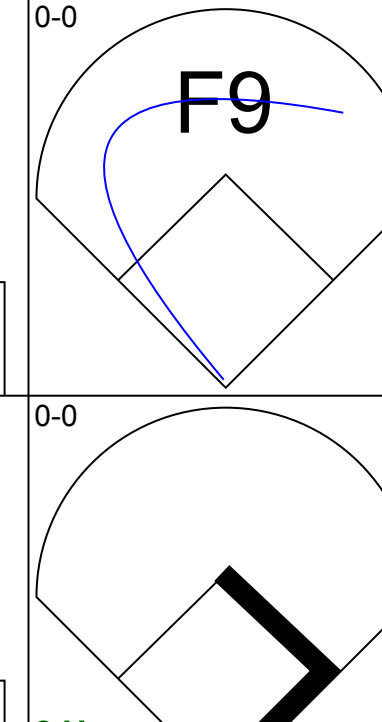
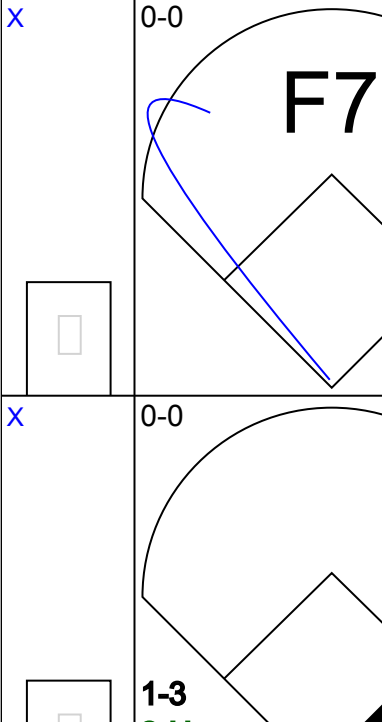
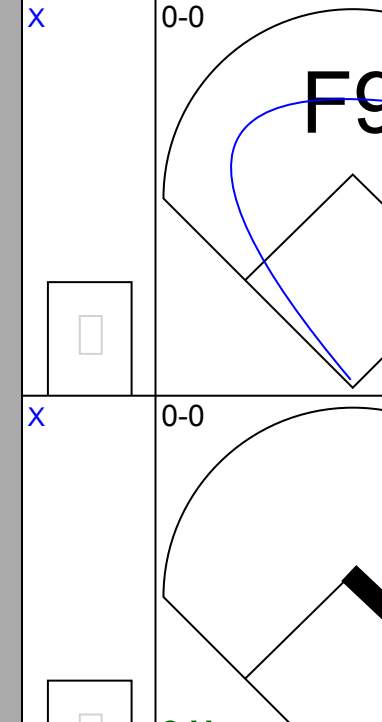
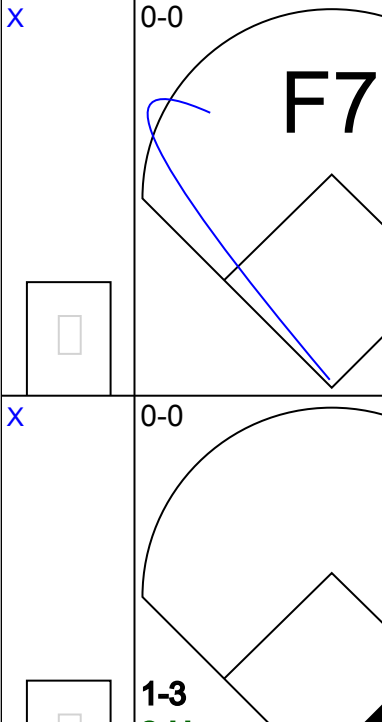
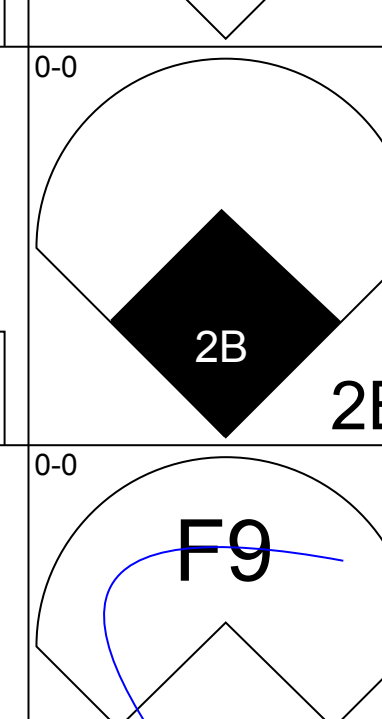
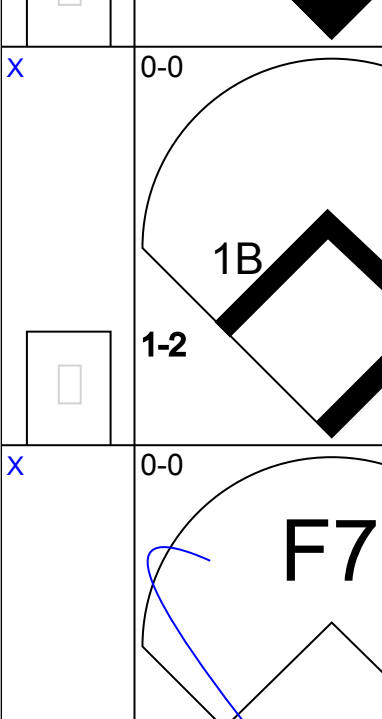

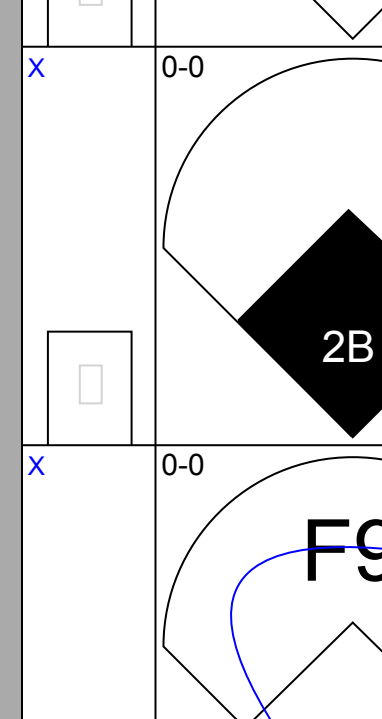
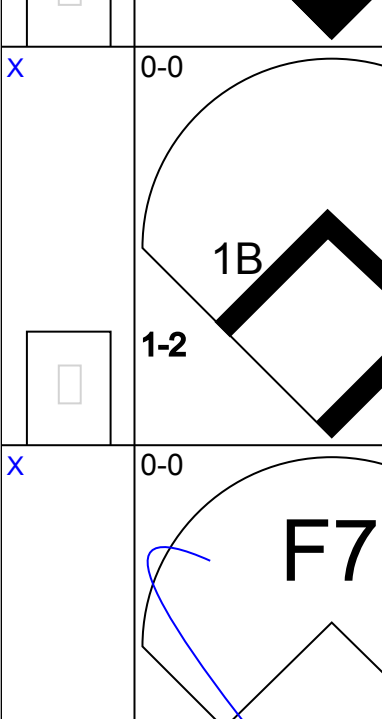
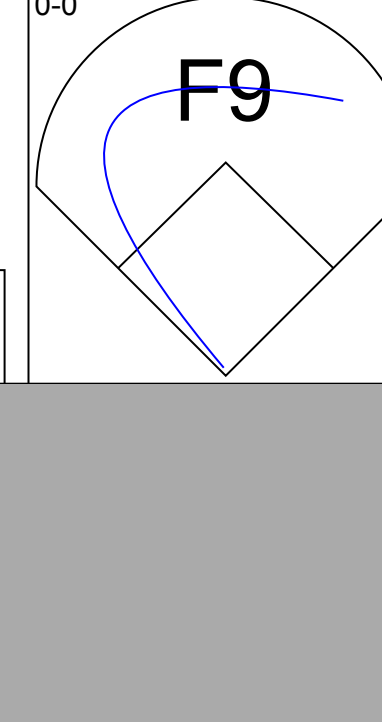
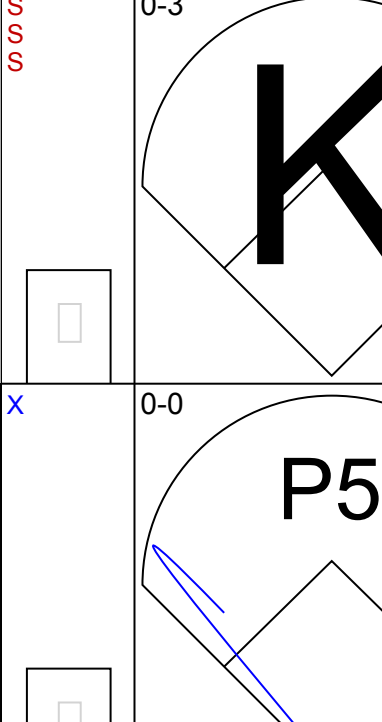
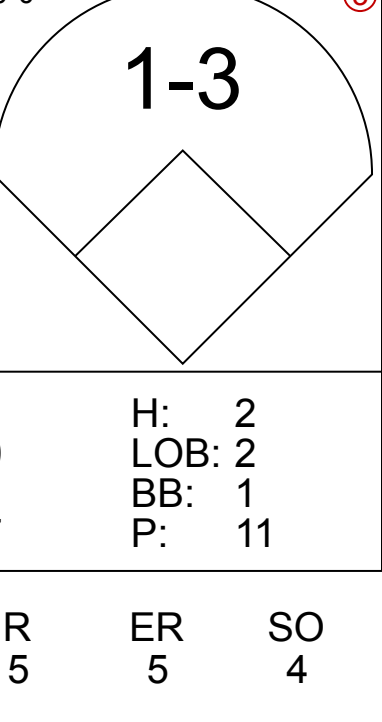
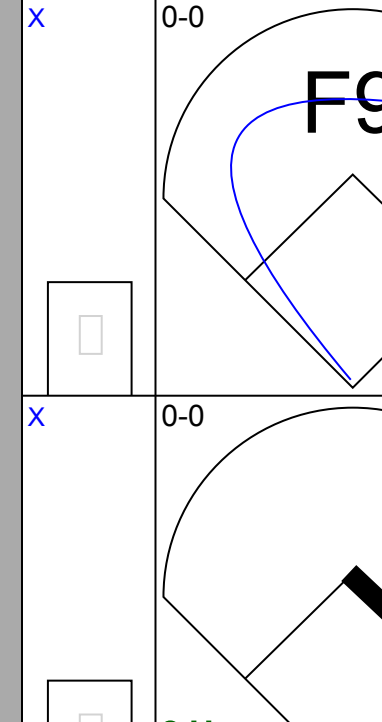
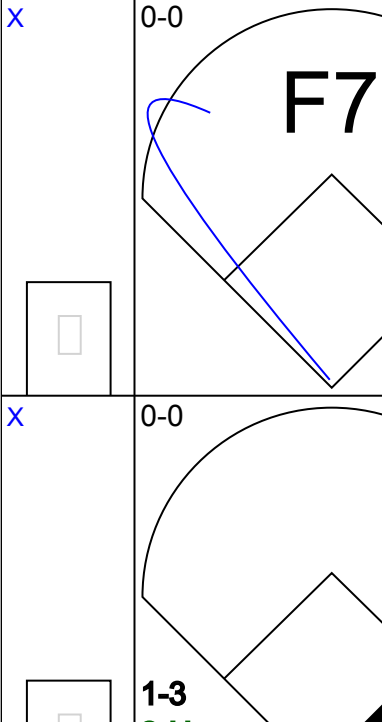

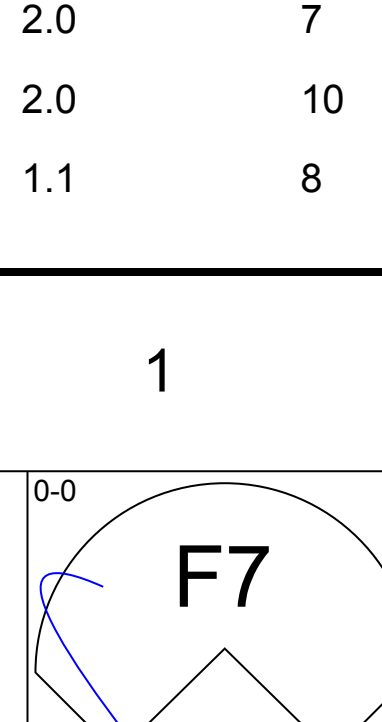
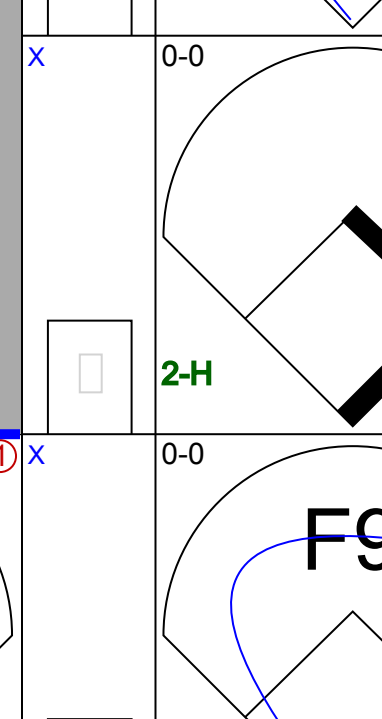
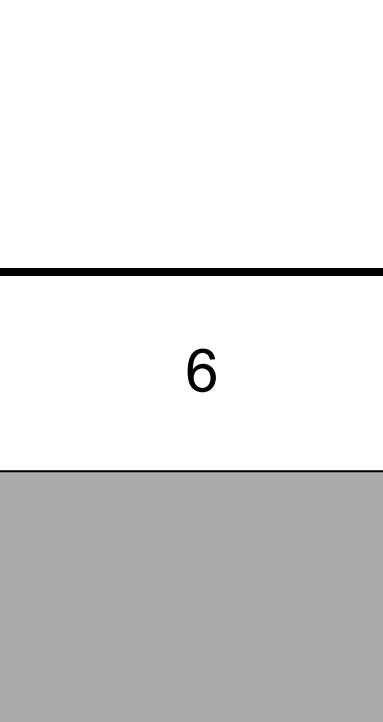
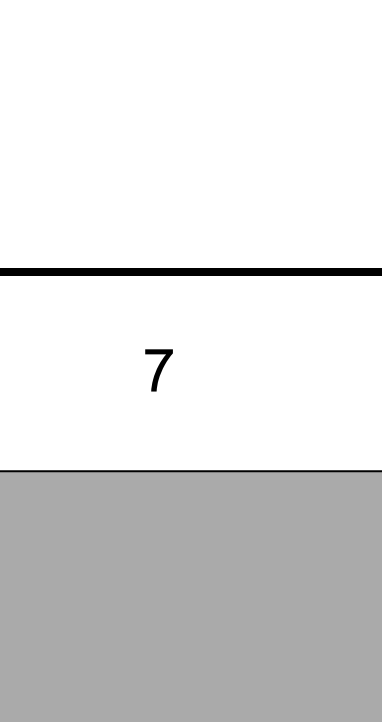
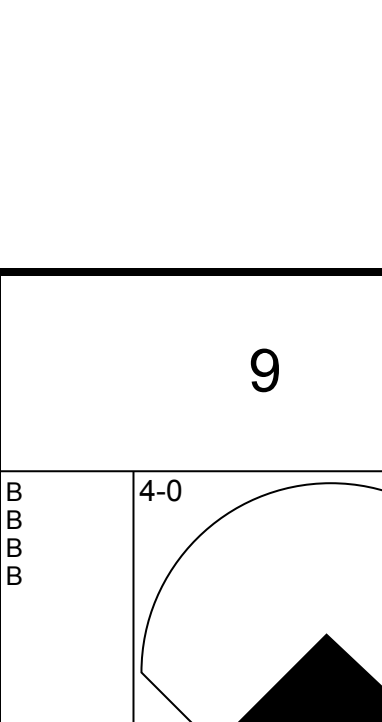

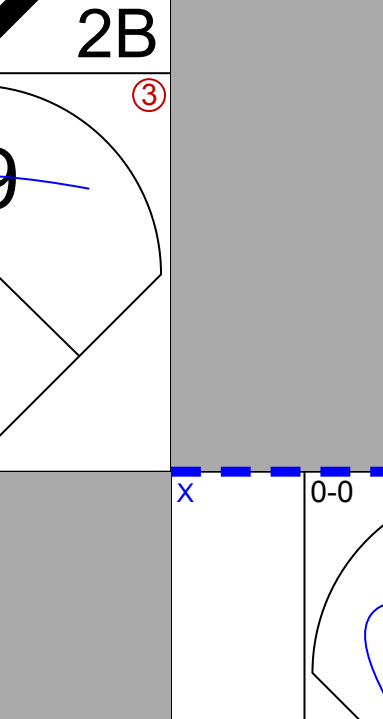
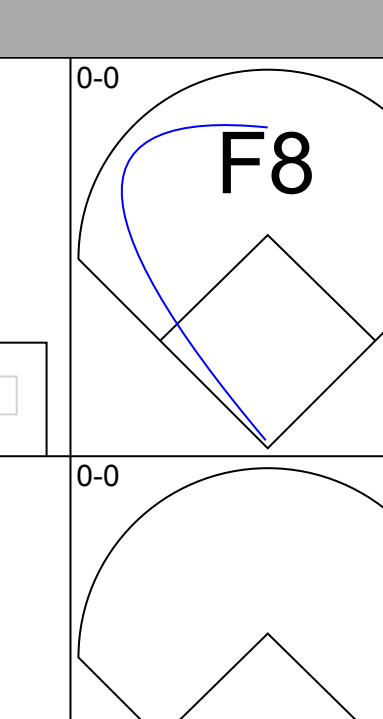

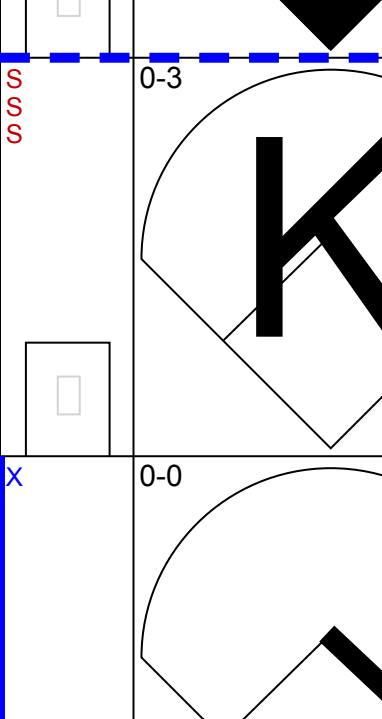
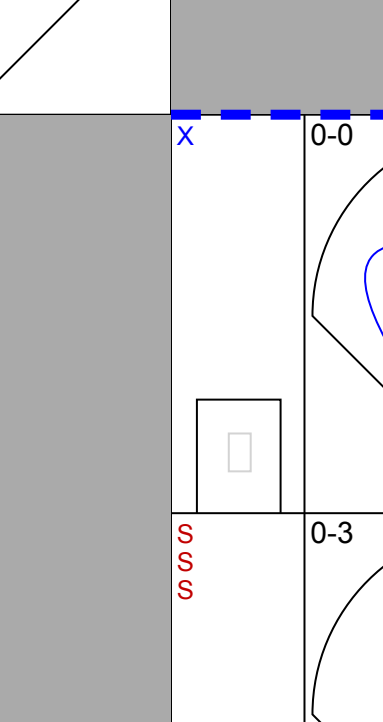
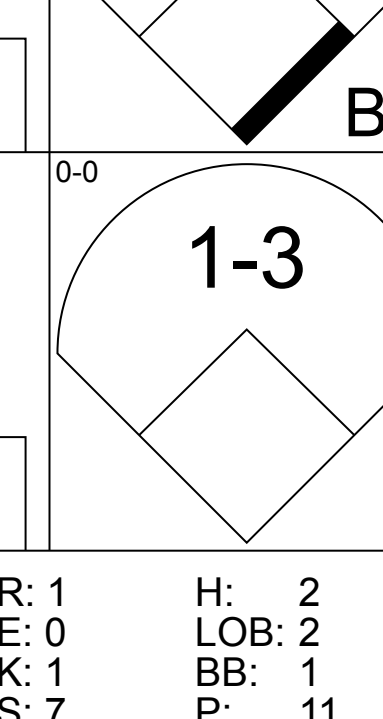
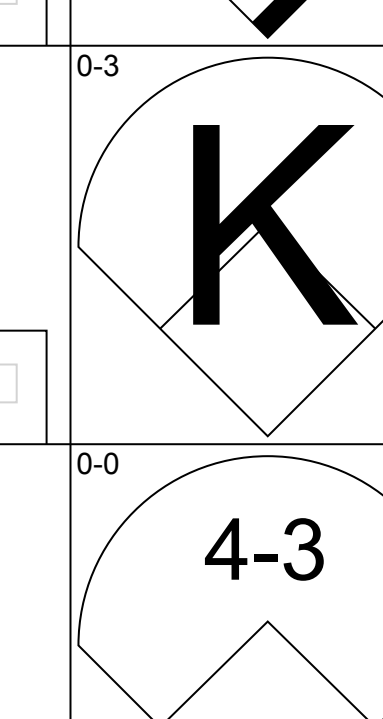
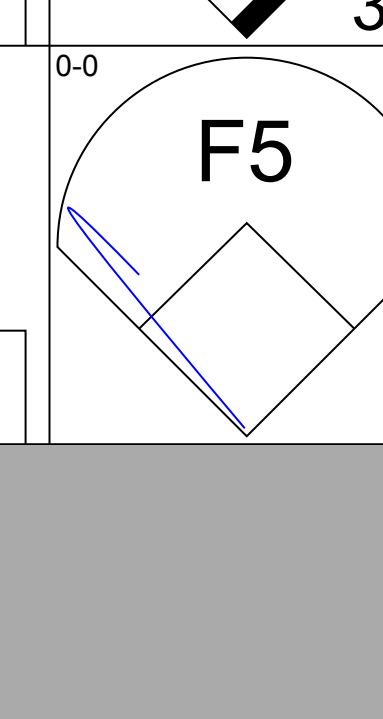


Batter	1	2	3	4	5	6	7	8	9	AB	R	H	RBI	BB	SO	LOB	BOTTOM			
23 Ryne Sandberg, R OBP: 0.318, SLG: 0.355 (1, 4)	0-0 5-3				0-3 K			0-0 6-3		4	0	0	0	0	2	2				
Larry Bowa, S OBP: 0.304, SLG: 0.332 (1, 6)	0-0 4-3		0-0 FC4-6 1B		0-0 4-3			4-0 BB BB		3	0	1	0	1	0	0				
Mel Hall, L OBP: 0.350, SLG: 0.482 (1, 8)	0-0 6-3		0-0 FC4-6 CS 1-2		0-0 F8		0-0 F8	4-0 1-2 BB		3	0	0	0	1	0	1				
Ron Cey, R OBP: 0.350, SLG: 0.467 Gary Woods, R OBP: 0.293, SLG: 0.330 (9, 9)		0-0 SH3 HR 2B		0-0 F7		0-0 F8		0-0 P6		4	1	1	0	0	0	3				
Keith Moreland, R OBP: 0.374, SLG: 0.455 Dave Owen, S (9, 5)		0-0 SH3			0-0 HR		0-3 K		0-0 6-3	3	1	1	1	0	1	2				
Carmelo Martínez, R OBP: 0.273, SLG: 0.434 (1, 3)		0-0 2-3			0-0 HR				0-0 6-3	0	0	0	0	0	0	0				
Jody Davis, R OBP: 0.321, SLG: 0.488 (1, 2)		0-0 1-3		0-0 5-3		0-3 K				3	0	0	0	0	1	1				
Joe Carter, R OBP: 0.154, SLG: 0.192 (1, 7)		0-0 3-H HR		0-0 5-3		0-0 5-3		0-0 HR		3	2	2	3	0	0	0				
Dick Ruthven, R OBP: 0.238, SLG: 0.246 (1, 1)		0-0 BB 1B		0-0 5-3		0-0 F9		0-0 4-3		2	0	0	0	1	0	0				
Inning Stats	R: 0 E: 0 K: 0 S: 3	H: 0 LOB: 0 BB: 0 P: 3	R: 2 E: 0 K: 1 S: 8	H: 3 LOB: 2 BB: 1 P: 12	R: 0 E: 0 K: 0 S: 3	H: 1 LOB: 0 BB: 0 P: 3	R: 1 E: 0 K: 0 S: 4	H: 1 LOB: 0 BB: 0 P: 4	R: 0 E: 0 K: 1 S: 5	H: 0 LOB: 0 BB: 0 P: 5	R: 0 E: 0 K: 1 S: 5	H: 0 LOB: 0 BB: 0 P: 5	R: 1 E: 0 K: 2 S: 8	H: 1 LOB: 0 BB: 0 P: 8	R: 0 E: 0 K: 0 S: 3	H: 0 LOB: 2 BB: 2 P: 11	1B: 2 2B: 1 3B: 0 HR: 3	SF: 0 SAC: 1 DP: 0 HBP: 0	WP: 0 PB: 0 SB: 0 CS: 1	PA: 32
PITCHER Walt Terrell, R ERA: 3.83 Doug Sisk, R ERA: 2.27 (8, 1)	IP: 7.0 WLS: L BF: 27 H: 6 R: 4 ER: 4 SO: 5 BB: 1 IBB: 0 HBP: 0 BLK: 0 WP: 0 HR: 3 S: 36 P: 40 ERA: 5.14 WHIP: 1.000															PITCHER	IP: 7.0 WLS: L BF: 27 H: 6 R: 4 ER: 4 SO: 5 BB: 1 IBB: 0 HBP: 0 BLK: 0 WP: 0 HR: 3 S: 36 P: 40 ERA: 5.14 WHIP: 1.000			

New York Mets @ Chicago Cubs
Wrigley Field, Chicago, IL
Fri Sep 23 1983, 3:33 AM CDT
Att: 3,105 - Sunny - 55 F

AB 28
R 4
H 6
RBI 4
BB 3
SO 5
LOB 9

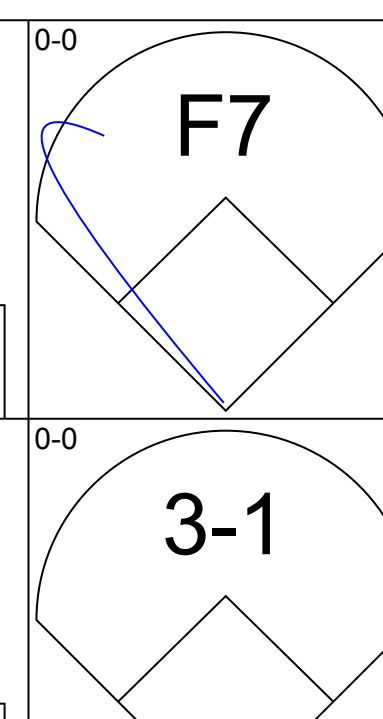
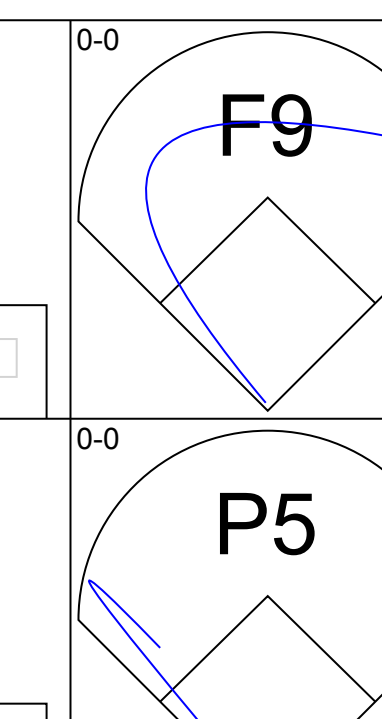
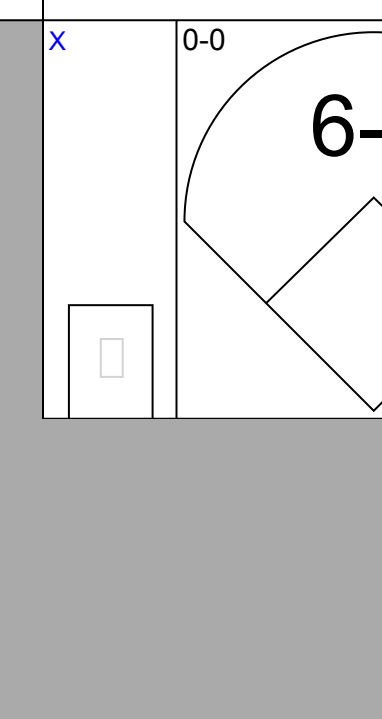
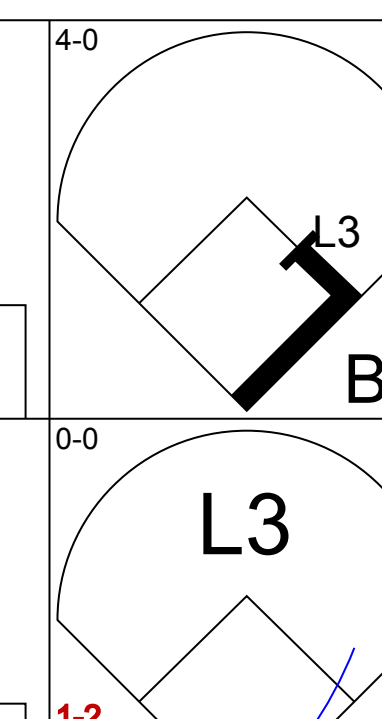
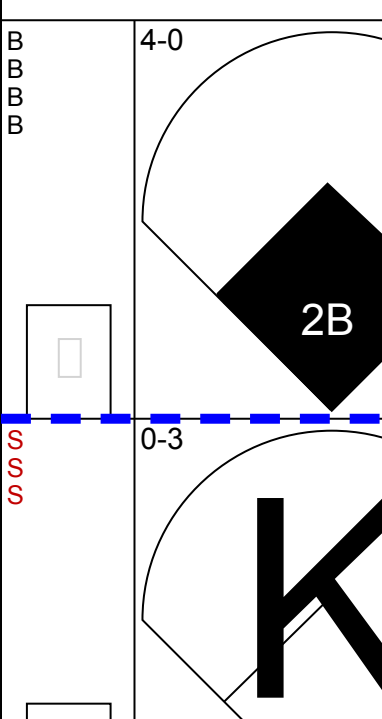
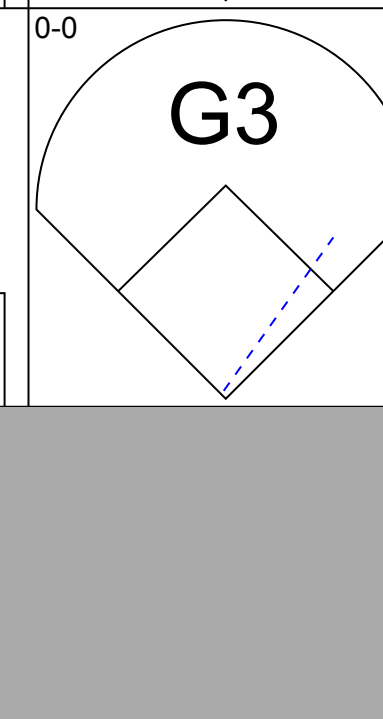
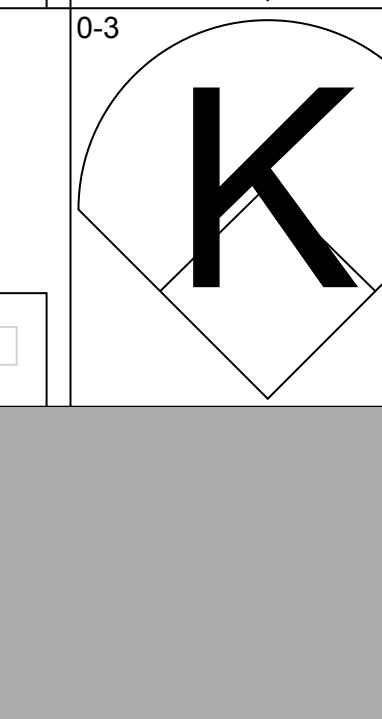
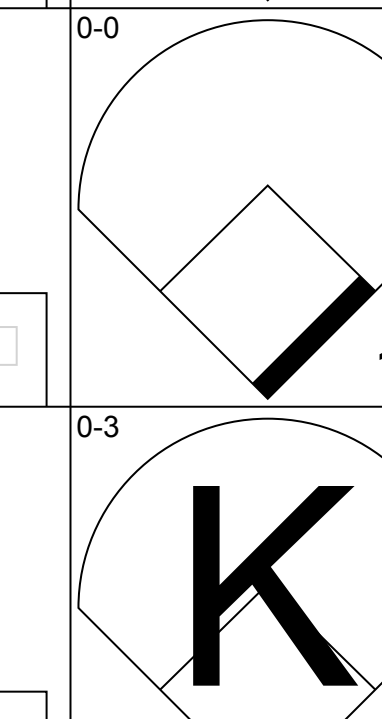
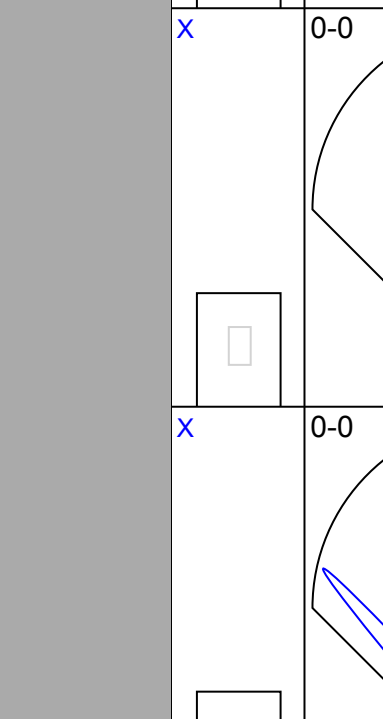
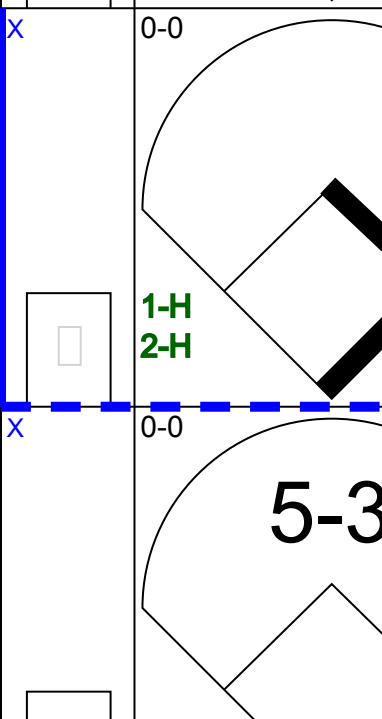


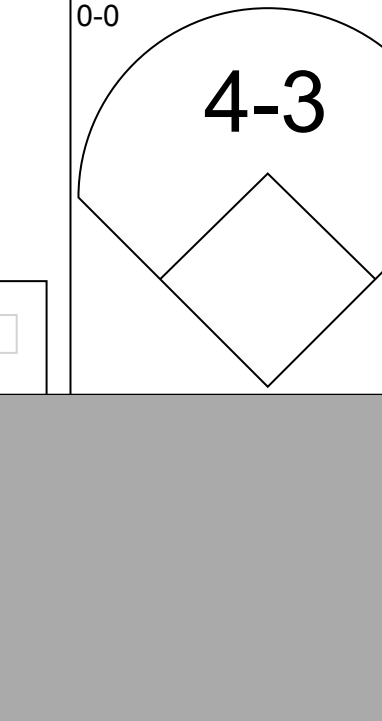
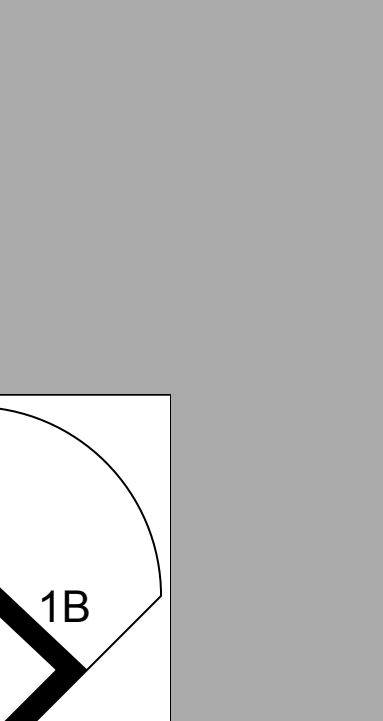
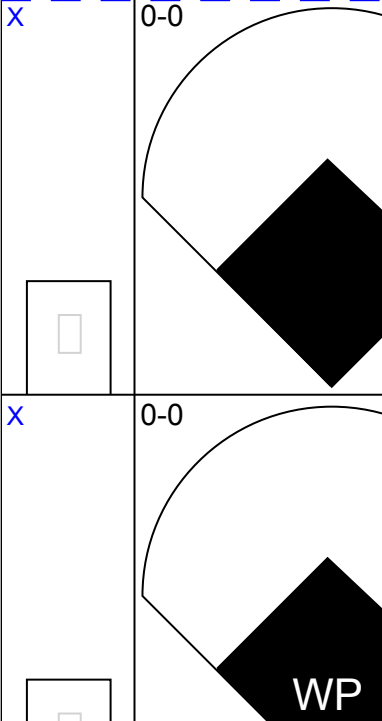
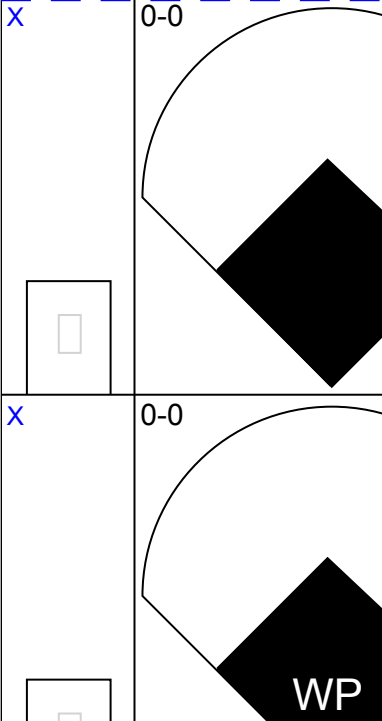
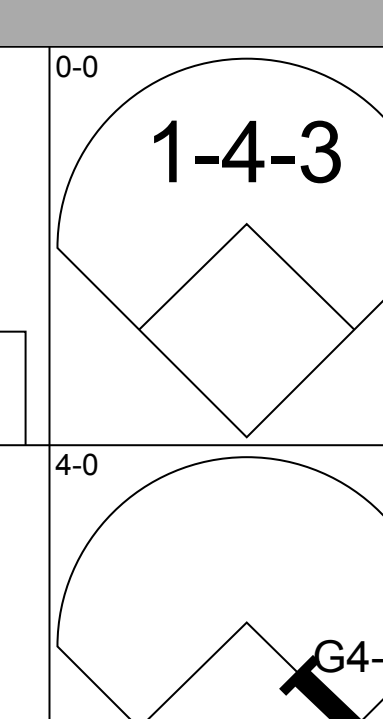


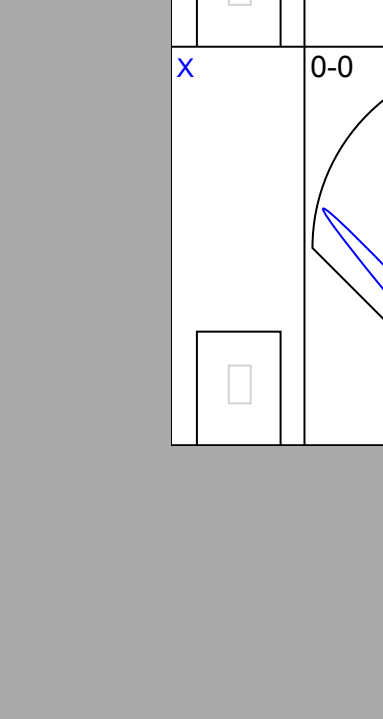
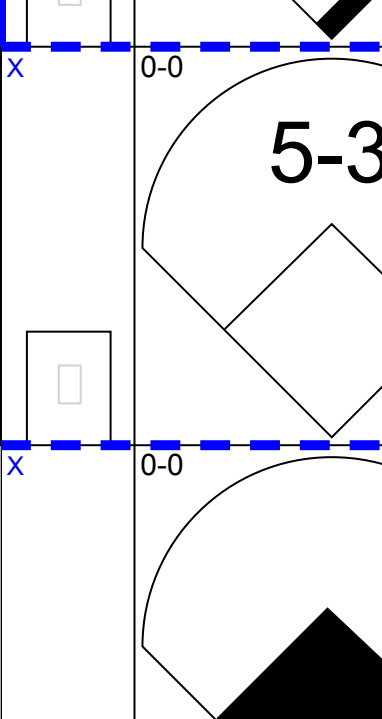
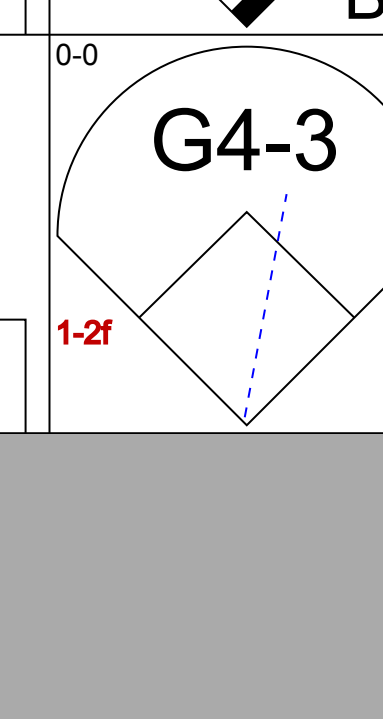
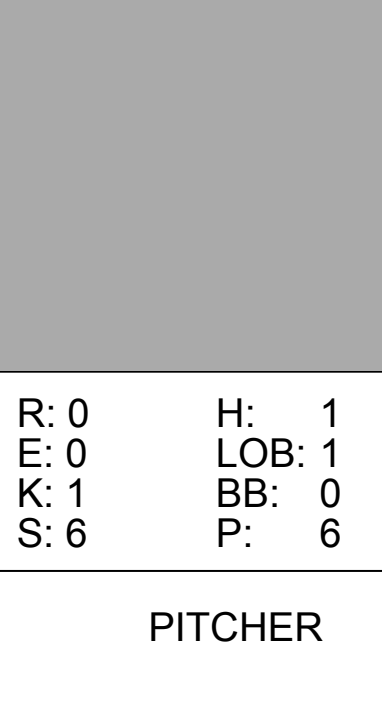
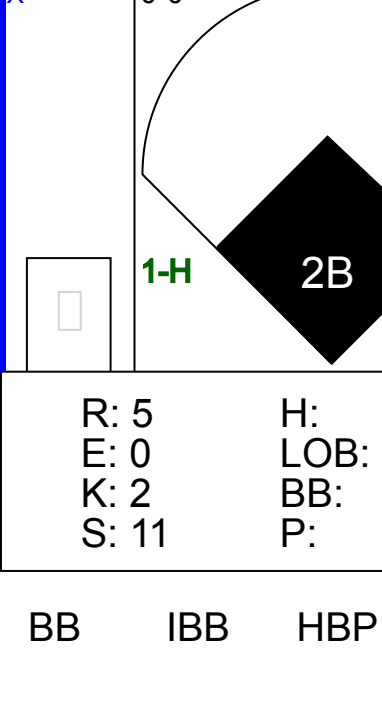
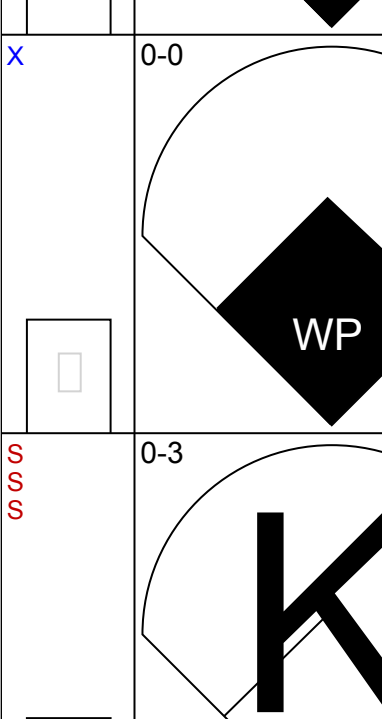


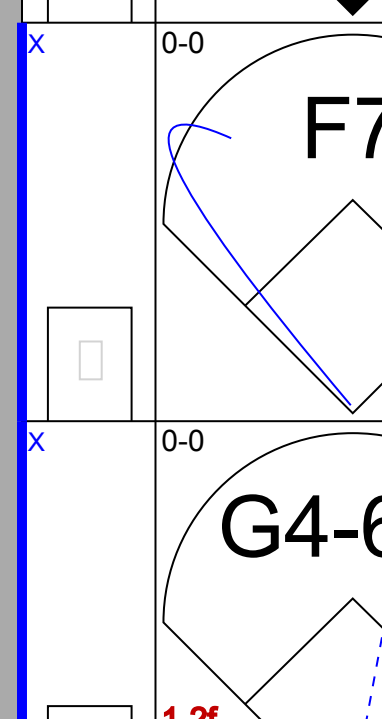
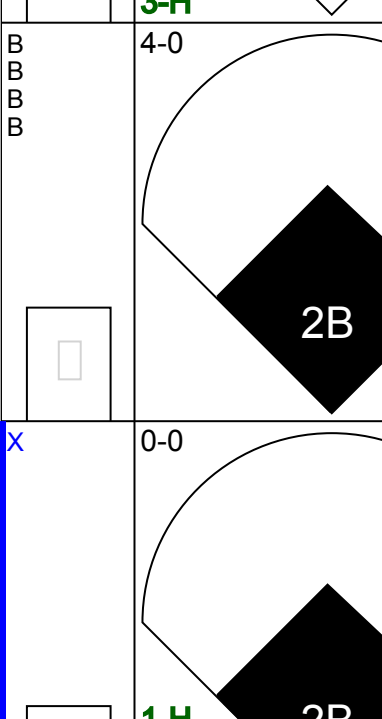


Batter	1	2	3	4	5	6	7	8	9	AB	R	H	RBI	BB	SO	LOB	TOP						
Mookie Wilson, S OBP: 0.302, SLG: 0.364 (1, 8)			5-3							5	0	3	0	0	1	0							
Hubie Brooks, R OBP: 0.298, SLG: 0.325 (1, 5)										5	0	0	0	0	2	4							
Danny Heep, L OBP: 0.326, SLG: 0.392 (1, 9)			WP 1B 1B							4	2	2	0	1	0	0							
George Foster, R OBP: 0.292, SLG: 0.411 (1, 7)			WP 1B 1B							5	2	4	0	0	1	0							
Gary Rajsich, L OBP: 0.214, SLG: 0.154 (1, 3)										5	1	1	2	0	0	5							
Brian Giles, R OBP: 0.308, SLG: 0.300 (1, 4)										5	2	4	4	0	0	2							
Junior Ortiz, R OBP: 0.275, SLG: 0.277 (1, 2)										4	0	1	1	0	1	3							
José Oquendo, S OBP: 0.266, SLG: 0.250 (1, 6)										4	0	0	0	1	0	3							
Tom Seaver, R OBP: 0.225, SLG: 0.219 (1, 1)										3	0	0	0	1	1	2							
Mike Torrez, R OBP: 0.063, SLG: 0.048 Carlos Diaz, R OBP: 0.500, SLG: 0.500 Doug Sisk, R OBP: 0.500, SLG: 0.500 (9, 1)										0	0	0	0	0	0	0							
Inning Stats	R: 0 E: 0 K: 2 S: 7	H: 0 LOB: 0 BB: 0 P: 7	R: 1 E: 0 K: 1 S: 7	H: 2 LOB: 2 BB: 1 P: 11	R: 4 E: 0 K: 1 S: 9	H: 4 LOB: 1 BB: 0 P: 10	R: 0 E: 0 K: 0 S: 3	H: 1 LOB: 0 BB: 0 P: 3	R: 0 E: 0 K: 0 S: 3	H: 1 LOB: 1 BB: 1 P: 7	R: 0 E: 0 K: 0 S: 4	H: 1 LOB: 2 BB: 1 P: 8	R: 1 E: 0 K: 0 S: 5	H: 2 LOB: 1 BB: 0 P: 5	R: 0 E: 0 K: 1 S: 6	H: 1 LOB: 1 BB: 0 P: 6	R: 1 E: 0 K: 1 S: 8	H: 3 LOB: 2 BB: 0 P: 8	1B: 11 2B: 2 3B: 1 HR: 1	SF: 0 SAC: 0 DP: 2 HBP: 1	WP: 1 PB: 0 SB: 1 CS: 0	PA: 44	
PITCHER	IP WLS BF H R ER SO BB IBB HBP BLK WP HR S P ERA WHIP	IP WLS BF H R ER SO BB IBB HBP BLK WP HR S P ERA WHIP	IP WLS BF H R ER SO BB IBB HBP BLK WP HR S P ERA WHIP	IP WLS BF H R ER SO BB IBB HBP BLK WP HR S P ERA WHIP	IP WLS BF H R ER SO BB IBB HBP BLK WP HR S P ERA WHIP	IP WLS BF H R ER SO BB IBB HBP BLK WP HR S P ERA WHIP	IP WLS BF H R ER SO BB IBB HBP BLK WP HR S P ERA WHIP	IP WLS BF H R ER SO BB IBB HBP BLK WP HR S P ERA WHIP	IP WLS BF H R ER SO BB IBB HBP BLK WP HR S P ERA WHIP	IP WLS BF H R ER SO BB IBB HBP BLK WP HR S P ERA WHIP	IP WLS BF H R ER SO BB IBB HBP BLK WP HR S P ERA WHIP	IP WLS BF H R ER SO BB IBB HBP BLK WP HR S P ERA WHIP	IP WLS BF H R ER SO BB IBB HBP BLK WP HR S P ERA WHIP	IP WLS BF H R ER SO BB IBB HBP BLK WP HR S P ERA WHIP	IP WLS BF H R ER SO BB IBB HBP BLK WP HR S P ERA WHIP	IP WLS BF H R ER SO BB IBB HBP BLK WP HR S P ERA WHIP	IP WLS BF H R ER SO BB IBB HBP BLK WP HR S P ERA WHIP	IP WLS BF H R ER SO BB IBB HBP BLK WP HR S P ERA WHIP	IP WLS BF H R ER SO BB IBB HBP BLK WP HR S P ERA WHIP	IP WLS BF H R ER SO BB IBB HBP BLK WP HR S P ERA WHIP	IP WLS BF H R ER SO BB IBB HBP BLK WP HR S P ERA WHIP	IP WLS BF H R ER SO BB IBB HBP BLK WP HR S P ERA WHIP	IP WLS BF H R ER SO BB IBB HBP BLK WP HR S P ERA WHIP

New York Mets @ Chicago Cubs
Wrigley Field, Chicago, IL
Sat Sep 24 1983, 3:33 AM CDT
Att: 30,111 - Sunny - 60 F

AB	40
R	7
H	15
RBI	7
BB	3
SO	6
LOB	19



Batter	1	2	3	4	5	6	7	8	9	AB	R	H	RBI	BB	SO	LOB	BOTTOM						
23 Ryne Sandberg, R OBP: 0.319, SLG: 0.353 (1, 4)										3	1	0	0	2	0	2							
Bill Buckner, L OBP: 0.305, SLG: 0.434 (1, 3)										5	0	0	0	0	1	5							
Mel Hall, L OBP: 0.351, SLG: 0.487 Gary Woods, R OBP: 0.296, SLG: 0.339 (9, PH)										4	0	2	0	0	1	2							
Ron Cey, R OBP: 0.348, SLG: 0.463 (1, 5)										5	0	0	0	0	1	3							
Keith Moreland, R OBP: 0.376, SLG: 0.456 Jody Davis, R OBP: 0.321, SLG: 0.494 (5, 2)										1	0	1	0	1	0	0							
Joe Carter, R OBP: 0.200, SLG: 0.300 (1, 7)										4	1	2	0	0	1	2							
Tom Grant, L OBP: 0.283, SLG: 0.125 (1, 9)										4	1	2	0	0	2	1							
Larry Bowa, S OBP: 0.305, SLG: 0.331 Thad Bosley, L OBP: 0.394, SLG: 0.516 Dave Owen, S (7, PH)										1	0	0	0	1	0	0							
Don Schulte, R Mike Proby, R Dan Reitz, L Dwain Gooden, R Frisco Connally, R Ron Davis, R Ally Johnson, L Bill Johnson, R Alan Hargheheimer, R Mike Diaz, R										0	0	0	0	0	0	0							
Inning Stats	R: 0 E: 0 K: 0 S: 3	H: 0 LOB: 0 BB: 0 P: 3	R: 0 E: 0 K: 0 S: 2	H: 0 LOB: 1 BB: 1 P: 6	R: 1 E: 0 K: 1 S: 7	H: 2 LOB: 2 BB: 1 P: 11	R: 0 E: 0 K: 2 S: 8	H: 1 LOB: 1 BB: 0 P: 8	R: 0 E: 0 K: 1 S: 5	H: 0 LOB: 0 BB: 0 P: 5	R: 0 E: 0 K: 1 S: 6	H: 1 LOB: 1 BB: 0 P: 6	R: 0 E: 0 K: 0 S: 4	H: 2 LOB: 1 BB: 0 P: 4	R: 0 E: 0 K: 0 S: 3	H: 1 LOB: 1 BB: 1 P: 7	R: 5 E: 0 K: 2 S: 11	H: 4 LOB: 1 BB: 2 P: 19	1B: 6 2B: 3 3B: 2 HR: 1	SF: 0 SAC: 0 DP: 3 HBP: 0	WP: 2 PB: 0 SB: 0 CS: 0	PA: 40	
PITCHER	IP WLS BF H R ER SO BB IBB HBP BLK WP HR S P ERA WHIP	IP WLS BF H R ER SO BB IBB HBP BLK WP HR S P ERA WHIP	IP WLS BF H R ER SO BB IBB HBP BLK WP HR S P ERA WHIP	IP WLS BF H R ER SO BB IBB HBP BLK WP HR S P ERA WHIP	IP WLS BF H R ER SO BB IBB HBP BLK WP HR S P ERA WHIP	IP WLS BF H R ER SO BB IBB HBP BLK WP HR S P ERA WHIP	IP WLS BF H R ER SO BB IBB HBP BLK WP HR S P ERA WHIP	IP WLS BF H R ER SO BB IBB HBP BLK WP HR S P ERA WHIP	IP WLS BF H R ER SO BB IBB HBP BLK WP HR S P ERA WHIP	IP WLS BF H R ER SO BB IBB HBP BLK WP HR S P ERA WHIP	IP WLS BF H R ER SO BB IBB HBP BLK WP HR S P ERA WHIP	IP WLS BF H R ER SO BB IBB HBP BLK WP HR S P ERA WHIP	IP WLS BF H R ER SO BB IBB HBP BLK WP HR S P ERA WHIP	IP WLS BF H R ER SO BB IBB HBP BLK WP HR S P ERA WHIP	IP WLS BF H R ER SO BB IBB HBP BLK WP HR S P ERA WHIP	IP WLS BF H R ER SO BB IBB HBP BLK WP HR S P ERA WHIP	IP WLS BF H R ER SO BB IBB HBP BLK WP HR S P ERA WHIP	IP WLS BF H R ER SO BB IBB HBP BLK WP HR S P ERA WHIP	IP WLS BF H R ER SO BB IBB HBP BLK WP HR S P ERA WHIP	IP WLS BF H R ER SO BB IBB HBP BLK WP HR S P ERA WHIP	IP WLS BF H R ER SO BB IBB HBP BLK WP HR S P ERA WHIP	IP WLS BF H R ER SO BB IBB HBP BLK WP HR S P ERA WHIP	IP WLS BF H R ER SO BB IBB HBP BLK WP HR S P ERA WHIP

New York Mets @ Chicago Cubs
Wrigley Field, Chicago, IL
Sat Sep 24 1983, 3:33 AM CDT
Att: 30,111 - Sunny - 60 F

AB	35
R	6
H	11
RBI	5
BB	5
SO	7
LOB	20



Batter	1	2	3	4	5	6	7	8	9	AB	R	H	RBI	BB	SO	LOB	TOP									
Mookie Wilson, S OBP: 0.301, SLG: 0.363										4	2	2	0	0	0	0										
Hubie Brooks, R OBP: 0.298, SLG: 0.325										4	1	1	0	0	2	1										
Darryl Strawberry, L OBP: 0.336, SLG: 0.507										3	1	2	1	1	1	0										
George Foster, R OBP: 0.293, SLG: 0.421										3	0	0	1	0	2	3										
Gary Rajsich, L OBP: 0.273, SLG: 0.350										3	0	0	0	1	0	2										
Bob Bailor, R OBP: 0.288, SLG: 0.280										4	0	0	0	0	1	4										
Brian Giles, R OBP: 0.309, SLG: 0.299										4	0	1	2	0	1	0										
Junior Ortiz, R OBP: 0.277, SLG: 0.284										4	0	0	0	0	1	2										
Mike Torrez, R OBP: 0.061, SLG: 0.046										3	0	0	0	0	1	0										
Doug Sisk, R OBP: 0.500, SLG: 0.500										0	0	0	0	0	0	0										
Inning Stats	R: 3 E: 0 K: 1 S: 9	H: 4 LOB: 2 BB: 1 P: 13	R: 0 E: 0 K: 0 S: 3	H: 0 LOB: 0 BB: 0 P: 3	R: 0 E: 0 K: 1 S: 6	H: 1 LOB: 1 BB: 0 P: 6	R: 0 E: 0 K: 1 S: 5	H: 0 LOB: 0 BB: 0 P: 5	R: 1 E: 0 K: 1 S: 6	H: 1 LOB: 1 BB: 1 P: 10	R: 0 E: 0 K: 0 S: 3	H: 0 LOB: 0 BB: 0 P: 3	R: 0 E: 0 K: 1 S: 5	H: 0 LOB: 0 BB: 0 P: 5	R: 0 E: 0 K: 3 S: 9	H: 0 LOB: 0 BB: 0 P: 9	R: 0 E: 0 K: 3 S: 9	H: 0 LOB: 0 BB: 0 P: 9	1B: 5 2B: 1 3B: 0 HR: 0	SF: 1 SAC: 0 DP: 0 HBP: 0	WP: 0 PB: 0 SB: 4 CS: 0	PA: 35				
PITCHER	IP	WLS	BF	H	R	ER	SO	BB	IBB	HBP	BLK	WP	HR	S	P	ERA	WHIP									
Jose DeLeon, R ERA: 2.74	(1, 1)	6.0	L	26	6	4	4	4	1	1	0	0	0	0	32	40	6.00	1.167								
Cecilio Guante, R ERA: 3.29	(7, 1)	2.0		6	0	0	0	2	0	0	0	0	0	0	10	10	0.00	0.000								
Kent Tekulve, R ERA: 1.64	(9, 1)	1.0		3	0	0	0	3	0	0	0	0	0	0	9	9	0.00	0.000								

New York Mets @ Pittsburgh Pirates
 Three Rivers Stadium, Pittsburgh, PA
 Tue Sep 27 1983, 7:05 PM EDT
 Att: 10,913 - Unknown

AB	32
R	4
H	6
RBI	4
BB	2
SO	9
LOB	12



Batter	1	2	3	4	5	6	7	8	9	AB	R	H	RBI	BB	SO	LOB	BOTTOM									
Marvell Wynne, L OBP: 0.323, SLG: 0.361										4	1	1	0	1	1	1										
Johnny Ray, S OBP: 0.316, SLG: 0.396										5	0	1	1	0	0	2										
Bill Madlock, R OBP: 0.386, SLG: 0.448										5	0	2	1	0	0	2										
Jason Thompson, L OBP: 0.376, SLG: 0.404										4	0	0	0	0	0	3										
Dave Parker, L OBP: 0.312, SLG: 0.415										4	0	1	1	0	1	0										
Mike Easter, L OBP: 0.355, SLG: 0.449										2	0	0	0	2	0	2										
Miguel Dilone, S OBP: 0.284, SLG: 0.254	(8, FR)									0	0	0	0	0	0	0										
Doug Frobel, L OBP: 0.333, SLG: 0.542	(9, 7)									0	0	0	0	0	0	0										
Tony Peña, R OBP: 0.337, SLG: 0.435										4	0	2	0	0	1	2										
Dale Berra, R OBP: 0.329, SLG: 0.364	(1, 6)									2	1	0	0	0	0	2										
Jose DeLeon, R OBP: 0.216, SLG: 0.065	(1, 1)									2	1	1	0	0	1	1										
Lee Mazzilli, S OBP: 0.365, SLG: 0.336	(6, PH)									1	0	0	0	0	0	1										
Cecilio Guante, R OBP: 0.167, SLG: 0.091	(7, 1)									0	0	0	0	0	0	0										
Richie Hebner, L OBP: 0.322, SLG: 0.393	(8, PH)									1	0	0	0	0	0	2										
Kent Tekulve, R ERA: 2.24	(9, 1)									0	0	0	0	0	0	0										
Inning Stats	R: 0 E: 0 K: 0 S: 4	H: 1 LOB: 1 BB: 0 P: 4	R: 0 E: 0 K: 1 S: 5	H: 0 LOB: 1 BB: 1 P: 9	R: 2 E: 0 K: 0 S: 7	H: 4 LOB: 2 BB: 0 P: 7	R: 1 E: 0 K: 1 S: 7	H: 2 LOB: 2 BB: 1 P: 11	R: 0 E: 0 K: 1 S: 5	H: 0 LOB: 0 BB: 0 P: 5	R: 0 E: 0 K: 0 S: 4	H: 1 LOB: 1 BB: 0 P: 4	R: 0 E: 0 K: 0 S: 3	H: 0 LOB: 0 BB: 0 P: 3	R: 0 E: 1 K: 0 S: 4	H: 0 LOB: 2 BB: 1 P: 8	R: 0 E: 0 K: 1 S: 5	H: 0 LOB: 0 BB: 0 P: 5	R: 0 E: 0 K: 1 S: 5	H: 0 LOB: 0 BB: 0 P: 5	1B: 6 2B: 2 3B: 0 HR: 0	SF: 0 SAC: 1 DP: 0 HBP: 0	WP: 0 PB: 0 SB: 1 CS: 0	PA: 39		
PITCHER	IP	WLS	BF	H	R	ER	SO	BB	IBB	HBP	BLK	WP	HR	S	P	ERA	WHIP									
Mike Torrez, R ERA: 4.37	(1, 1)	8.0	W	36	8	3	3	3	3	0	0	0	0	0	39	51	3.38	1.375								
Doug Sisk, R ERA: 2.24	(9, 1)	1.0	S	3	0	0	0	1	0	0	0	0	0	5	5	0.00	0.000									

New York Mets @ Pittsburgh Pirates
 Three Rivers Stadium, Pittsburgh, PA
 Tue Sep 27 1983, 7:05 PM EDT
 Att: 10,913 - Unknown

AB	34
R	3
H	8
RBI	3
BB	3
SO	4
LOB	18



Batter	1	2	3	4	5	6	7	8	9	AB	R	H	RBI	BB	SO	LOB	TOP								
Mookie Wilson, S (1, 8) OBP: 0.300, SLG: 0.363										4	2	1	0	0	1	1	New York Mets @ Pittsburgh Pirates Three Rivers Stadium, Pittsburgh, PA Wed Sep 28 1983, 7:05 PM EDT Att: 8,672 - Unknown								
Hubie Brooks, R (1, 5) OBP: 0.298, SLG: 0.324										4	0	1	0	0	0	2									
Daryl Strawberry, L (1, 9) OBP: 0.335, SLG: 0.512										4	1	1	3	0	1	1									
George Foster, R (1, 7) OBP: 0.291, SLG: 0.418										4	0	0	0	0	1	1									
Gary Rajsich, L (1, 3) OBP: 0.269, SLG: 0.375										4	1	1	0	0	0	1									
Brian Giles, R (1, 4) OBP: 0.308, SLG: 0.299										4	0	1	1	0	0	0									
Junior Ortiz, R (1, 2) OBP: 0.276, SLG: 0.283										4	0	1	0	0	1	1									
José Oquendo, S (1, 6) OBP: 0.263, SLG: 0.247										4	0	0	0	0	1	1									
Ron Darling, R (1, 1) OBP: 0.100, SLG: 0.100										3	0	0	0	0	1	0									
Inning Stats	R: 3 E: 0 K: 0 S: 7	H: 4 LOB: 1 BB: 0 P: 7	R: 0 E: 0 K: 1 S: 6	H: 0 LOB: 1 BB: 0 P: 6	R: 0 E: 1 K: 1 S: 5	H: 0 LOB: 0 BB: 0 P: 5	R: 0 E: 0 K: 1 S: 5	H: 0 LOB: 0 BB: 0 P: 5	R: 1 E: 1 K: 1 S: 7	H: 1 LOB: 1 BB: 0 P: 7	R: 0 E: 0 K: 0 S: 3	H: 0 LOB: 0 BB: 0 P: 3	R: 0 E: 0 K: 1 S: 5	H: 0 LOB: 0 BB: 0 P: 5	R: 0 E: 0 K: 0 S: 3	H: 0 LOB: 0 BB: 0 P: 3	R: 0 E: 0 K: 1 S: 6	H: 1 LOB: 1 BB: 0 P: 6	1B: 4 2B: 1 3B: 0 HR: 1	SF: 0 SAC: 0 DP: 1 HBP: 0	WP: 1 PB: 0 SB: 1 CS: 0	PA: 35			
PITCHER	IP	WLS	BF	H	R	ER	SO	BB	IBB	HBP	BLK	WP	HR	S	P	ERA	WHIP								
Lee Tunnell, R (1, 1) ERA: 3.84	7.0	L	28	5	4	3	5	0	0	0	0	1	1	38	38	3.86	0.714								
Manny Sarmiento, R (8, 1) ERA: 3.04	2.0		7	1	0	0	1	0	0	0	0	0	0	9	9	0.00	0.500								

Batter	1	2	3	4	5	6	7	8	9	AB	R	H	RBI	BB	SO	LOB	BOTTOM								
Marvell Wynne, L (1, 8) OBP: 0.320, SLG: 0.357										4	0	0	0	0	0	2	New York Mets @ Pittsburgh Pirates Three Rivers Stadium, Pittsburgh, PA Wed Sep 28 1983, 7:05 PM EDT Att: 8,672 - Unknown								
Johnny Ray, S (1, 4) OBP: 0.316, SLG: 0.394										3	0	0	0	1	0	0									
Bill Madlock, R (1, 5) OBP: 0.367, SLG: 0.448										0	1	0	0	1	0	0									
Richie Hebner, L (3, 5) OBP: 0.322, SLG: 0.392										3	1	1	0	0	0	1									
Jason Thompson, L (1, 3) OBP: 0.378, SLG: 0.406										3	0	2	1	1	0	0									
Dave Parker, L (1, 9) OBP: 0.311, SLG: 0.414										4	0	1	1	0	0	2									
Mike Easter, L (1, 7) OBP: 0.356, SLG: 0.450										4	0	2	0	0	2	2									
Tony Peña, R (1, 2) OBP: 0.336, SLG: 0.436										3	0	1	0	1	1	2									
Dale Berra, R (1, 6) OBP: 0.328, SLG: 0.362										3	0	0	0	0	1	2									
Lee Tunnell, R (1, 1) OBP: 0.145, SLG: 0.167										2	0	0	0	0	0	3									
Lee Mazzilli, S (7, PH) OBP: 0.363, SLG: 0.335										1	0	0	0	0	0	0									
Manny Sarmiento, R (8, 1) OBP: 0.328, SLG: 0.533										0	0	0	0	0	0	0									
Doug Fobel, L (8, PH) OBP: 0.328, SLG: 0.533										1	0	0	0	0	1	1									
Inning Stats	R: 1 E: 0 K: 0 S: 4	H: 1 LOB: 1 BB: 1 P: 8	R: 0 E: 0 K: 2 S: 8	H: 1 LOB: 1 BB: 0 P: 8	R: 1 E: 0 K: 1 S: 8	H: 3 LOB: 2 BB: 0 P: 8	R: 0 E: 1 K: 0 S: 4	H: 1 LOB: 1 BB: 0 P: 4	R: 0 E: 0 K: 0 S: 2	H: 0 LOB: 1 BB: 2 P: 10	R: 0 E: 0 K: 0 S: 3	H: 1 LOB: 0 BB: 0 P: 3	R: 0 E: 0 K: 0 S: 3	H: 0 LOB: 0 BB: 0 P: 3	R: 0 E: 0 K: 2 S: 7	H: 0 LOB: 1 BB: 1 P: 11	1B: 6 2B: 3 3B: 0 HR: 0	SF: 0 SAC: 0 DP: 3 HBP: 0	WP: 2 PB: 0 SB: 0 CS: 0	PA: 36					
PITCHER	IP	WLS	BF	H	R	ER	SO	BB	IBB	HBP	BLK	WP	HR	S	P	ERA	WHIP								
Ron Darling, R (1, 1) ERA: 2.8	9.0	W	36	7	2	2	5	4	0	0	0	2	0	42	58	2.00	1.222								



Batter	1	2	3	4	5	6	7	8	9	AB	R	H	RBI	BB	SO	LOB	TOP			
Mookie Wilson, S OBP: 0.300, SLG: 0.367 (1, 8)	G2		F7			HR		F7		4	1	1	1	0	0	0	New York Mets @ Pittsburgh Pirates Three Rivers Stadium, Pittsburgh, PA Thu Sep 29 1983, 7:05 PM EDT Att: 7,677 - Unknown livebaseballscores.com			
Hubie Brooks, R OBP: 0.296, SLG: 0.322 (1, 5)	K			4-3		F9		3-1		4	0	0	0	0	1	0				
Darryl Strawberry, L OBP: 0.333, SLG: 0.512 (1, 9)	4-3			G3			1B FC5-4 2B	F8		4	1	1	0	0	0	0				
George Foster, R OBP: 0.291, SLG: 0.419 (1, 7)		4-3 2B		K2-3			K	K		4	0	1	0	0	3	1				
Gary Rajsich, L OBP: 0.276, SLG: 0.370 (1, 3)		4-3			F7		FC5-4 1B			3	0	1	0	0	0	1				
Brian Giles, R OBP: 0.306, SLG: 0.297 (1, 4)		6-3			K		FC5-4			3	0	0	1	0	1	2				
Junior Ortiz, R OBP: 0.273, SLG: 0.280 (7, PH)					G3		4-3			2	0	0	0	0	0	1				
Rusty Staub, L OBP: 0.369, SLG: 0.416 (7, 2)		P4								1	0	0	0	0	0	1				
Mike Fitzgerald, R OBP: 0.250, SLG: 0.294 (7, 2)										0	0	0	0	0	0	0				
José Oquendo, S OBP: 0.261, SLG: 0.245 (8, PH)			F8			4-3		G3		2	0	0	0	0	0	0				
Clint Hurdle, L OBP: 0.194, SLG: 0.138 (8, 6)										1	0	0	0	0	0	0				
Ron Gardenhire, R OBP: 0.100, SLG: 0.069 (8, 6)										0	0	0	0	0	0	0				
Scott Holman, R OBP: 0.217, SLG: 0.217 (6, PH)			K			3-1		G3		1	0	0	0	0	1	0				
Wally Backman, S OBP: 0.200, SLG: 0.211 (6, PH)										1	0	0	0	0	0	0				
Tom Gorman, L OBP: 0.250, SLG: 0.250 (8, PH)										0	0	0	0	0	0	0				
Danny Heep, L OBP: 0.320, SLG: 0.384 (8, 1)										1	0	0	0	0	0	0				
Brent Gaff, R (8, 1)										0	0	0	0	0	0	0				
Inning Stats	R: 0 E: 0 K: 1 S: 5	H: 0 LOB: 0 BB: 0 P: 5	R: 0 E: 0 K: 0 S: 4	H: 1 LOB: 1 BB: 0 P: 4	R: 0 E: 0 K: 1 S: 5	H: 0 LOB: 0 BB: 0 P: 5	R: 0 E: 0 K: 1 S: 5	H: 0 LOB: 0 BB: 0 P: 5	R: 1 E: 0 K: 0 S: 4	H: 1 LOB: 0 BB: 0 P: 4	R: 1 E: 0 K: 1 S: 7	H: 2 LOB: 1 BB: 0 P: 7	R: 0 E: 0 K: 0 S: 3	H: 0 LOB: 0 BB: 0 P: 3	R: 0 E: 0 K: 1 S: 5	H: 0 LOB: 0 BB: 0 P: 5	1B: 1 2B: 2 3B: 0 HR: 1	SF: 0 SAC: 0 DP: 0 HBP: 0	WP: 0 PB: 0 SB: 0 CS: 0	PA: 31
PITCHER	IP WLS BF H R ER SO BB IBB HBP BLK WP HR S P ERA WHIP																			
Rick Rhoden, R ERA: 3.09 (1, 1)	8.0 W 28 4 2 2 5 0 0 0 0 0 1 38 38 2.25 0.500																			
Cecilio Guante, R ERA: 3.26 (9, 1)	1.0 S 3 0 0 0 1 0 0 0 0 0 0 5 5 0.00 0.000																			

Batter	1	2	3	4	5	6	7	8	9	AB	R	H	RBI	BB	SO	LOB	BOTTOM			
Marvell Wynne, L OBP: 0.322, SLG: 0.359 (1, 8)	3-1	E6		S E 1B						4	1	2	1	0	0	1	New York Mets @ Pittsburgh Pirates Three Rivers Stadium, Pittsburgh, PA Thu Sep 29 1983, 7:05 PM EDT Att: 7,677 - Unknown livebaseballscores.com			
Johnny Ray, S OBP: 0.316, SLG: 0.395 (1, 4)		E4		E9 1B		F8				4	1	2	1	0	0	4				
Bill Madlock, R OBP: 0.368, SLG: 0.447 (4, 5)					4-3					1	0	0	0	1	1	2				
Richie Hebner, L OBP: 0.320, SLG: 0.390 (7, PH)	1B									1	0	0	0	0	0	1				
Jim Morrison, R OBP: 0.351, SLG: 0.494 (8, 5)	1B									1	0	1	0	0	0	0				
Jason Thompson, L OBP: 0.377, SLG: 0.403 (1, 3)			F7		K		2-3			3	0	0	0	1	1	3				
Dave Parker, L OBP: 0.311, SLG: 0.413 (1, 9)						6-3		P6		4	0	1	1	0	0	0				
Mike Easter, L OBP: 0.353, SLG: 0.445 (1, 7)										4	0	0	0	0	0	3				
Cecilio Guante, R OBP: 0.167, SLG: 0.091 (9, 1)	G1-2-3		F5		F8			3-4-1		0	0	0	0	0	0	0				
Tony Peña, R OBP: 0.337, SLG: 0.435 (1, 2)										4	1	1	0	0	1	0				
Dale Berra, R OBP: 0.326, SLG: 0.360 (1, 6)		SH1-3			4-3			6-3		3	0	0	0	0	0	0				
Rick Rhoden, R OBP: 0.151, SLG: 0.163 (9, 7)					F3					3	1	2	0	0	0	0				
Doug Frobel, L OBP: 0.328, SLG: 0.533 (9, 7)										0	0	0	0	0	0	0				
Inning Stats	R: 1 E: 0 K: 0 S: 4	H: 2 LOB: 2 BB: 2 P: 12	R: 2 E: 2 K: 1 S: 9	H: 2 LOB: 2 BB: 0 P: 9	R: 0 E: 0 K: 0 S: 3	H: 0 LOB: 0 BB: 0 P: 3	R: 1 E: 1 K: 0 S: 5	H: 2 LOB: 1 BB: 0 P: 5	R: 0 E: 0 K: 1 S: 5	H: 0 LOB: 0 BB: 0 P: 5	R: 0 E: 0 K: 1 S: 7	H: 2 LOB: 2 BB: 0 P: 7	R: 0 E: 0 K: 0 S: 3	H: 1 LOB: 0 BB: 0 P: 3	R: 0 E: 0 K: 0 S: 3	H: 0 LOB: 0 BB: 0 P: 3	1B: 9 2B: 0 3B: 0 HR: 0	SF: 0 SAC: 1 DP: 1 HBP: 0	WP: 0 PB: 1 SB: 1 CS: 1	PA: 35
PITCHER	IP WLS BF H R ER SO BB IBB HBP BLK WP HR S P ERA WHIP																			
Scott Holman, R ERA: 3.74 (1, 1)	5.0 L 24 6 4 4 3 2 2 0 0 0 0 0 26 34 5.40 1.600																			
Tom Gorman, L ERA: 4.93 (6, 1)	2.0 8 3 0 0 1 0 0 0 0 0 0 10 10 0.00 1.500																			
Brent Gaff, R ERA: 5.4 (8, 1)	1.0 3 0 0 0 0 0 0 0 0 0 0 3 3 0.00 0.000																			


Batter	1	2	3	4	5	6	7	8	9	AB	R	H	RBI	BB	SO	LOB	TOP																
Tim Raines, S OBP: 0.394, SLG: 0.432 (1, 7)										4	1	1	0	1	0	1	Montreal Expos @ New York Mets Shea Stadium, Flushing, NY Sat Oct 01 1983, 3:33 AM EDT Att: 12,144 - Unknown																
Bryan Little, S OBP: 0.348, SLG: 0.319 (1, 4) Mike Fuentes, R OBP: 0.250, SLG: 0.250 (9, PH)										4	0	2	2	0	0	0																	
Andre Dawson, R OBP: 0.341, SLG: 0.544 (1, 8)										5	0	0	0	0	0	5																	
Mike Stenhouse, L OBP: 0.216, SLG: 0.176 (1, 3) Jim Wohlford, R OBP: 0.297, SLG: 0.355 (7, PH) (7, 9)										3	1	1	0	0	1	2																	
Terry Francona, L OBP: 0.279, SLG: 0.360 (1, 9) (7, 3)										4	0	2	0	0	0	1																	
Gary Carter, R OBP: 0.336, SLG: 0.444 (1, 2)										4	0	1	0	0	0	3																	
Tim Wallach, R OBP: 0.337, SLG: 0.436 (1, 5)										3	0	0	1	0	0	2																	
Angel Salazar, R OBP: 0.219, SLG: 0.258 (1, 6)										4	0	1	0	0	1	2																	
Bill Gullickson, R OBP: 0.174, SLG: 0.232 (1, 1) Brad Mills, L OBP: 0.333, SLG: 0.250 (7, PH) Jeff Reardon, R OBP: 0.125, SLG: 0.125 (7, 1) Mike Vail, R OBP: 0.326, SLG: 0.354 (9, PH)											2	1	1	0	0	0		2															
Inning Stats	R: 0 E: 0 K: 0 S: 3	H: 0 LOB: 0 BB: 0 P: 3	R: 1 E: 0 K: 0 S: 6	H: 3 LOB: 2 BB: 0 P: 6	R: 0 E: 1 K: 1 S: 6	H: 0 LOB: 1 BB: 0 P: 6	R: 0 E: 0 K: 0 S: 4	H: 1 LOB: 1 BB: 0 P: 4	R: 1 E: 0 K: 0 S: 5	H: 2 LOB: 1 BB: 0 P: 5	R: 0 E: 0 K: 0 S: 4	H: 1 LOB: 1 BB: 0 P: 4	R: 2 E: 0 K: 0 S: 6	H: 3 LOB: 1 BB: 0 P: 6	R: 0 E: 0 K: 1 S: 5	H: 0 LOB: 0 BB: 1 P: 5		R: 0 E: 0 K: 2 S: 7	H: 0 LOB: 1 BB: 1 P: 11	1B: 7 2B: 3 3B: 0 HR: 0	SF: 2 SAC: 0 DP: 0 HBP: 0	WP: 1 PB: 0 CS: 0	PA: 39										
PITCHER	IP WLS BF H R ER SO BB IBB HBP BLK WP HR S P ERA WHIP																																
Tom Seaver, R ERA: 3.55 (1, 1)	1.0	W 3	0	0	0	0	0	0	0	0	0	0	0	3	3	0.00	0.000																
Brent Gaff, R ERA: 8.1 (2, 1)	5.1	W 27	10	4	4	1	0	0	0	0	1	0	29	29	6.75	1.875																	
Carlos Diaz, L ERA: 2.05 (7, 1)	2.2	S 9	0	0	0	3	1	0	0	0	0	0	14	18	0.00	0.375																	


AB	36
R	4
H	10
RBI	4
BB	1
SO	4
LOB	19



Batter	1	2	3	4	5	6	7	8	9	AB	R	H	RBI	BB	SO	LOB	BOTTOM															
Mookie Wilson, S OBP: 0.301, SLG: 0.369 (1, 8)										4	1	2	0	0	0	0	Montreal Expos @ New York Mets Shea Stadium, Flushing, NY Sat Oct 01 1983, 3:33 AM EDT Att: 12,144 - Unknown															
Hubie Brooks, R OBP: 0.285, SLG: 0.323 (1, 5)										4	1	1	1	0	0	1																
Daryl Strawberry, L OBP: 0.330, SLG: 0.512 (1, 9) Danny Heep, L OBP: 0.320, SLG: 0.381 (2, 9)										0	1	0	0	0	0	0																
George Foster, R OBP: 0.291, SLG: 0.423 (1, 7)										4	1	1	3	0	1	1																
Gary Rajsich, L OBP: 0.364, SLG: 0.467 (1, 3)										3	1	3	0	0	0	0																
Bob Bailor, R OBP: 0.290, SLG: 0.282 (1, 6)										4	0	2	0	0	0	1																
Brian Giles, R OBP: 0.306, SLG: 0.296 (1, 4)										4	0	1	1	0	0	2																
Junior Ortiz, R OBP: 0.268, SLG: 0.275 (1, 2)										4	0	0	0	0	2	2																
Tom Seaver, R OBP: 0.225, SLG: 0.219 (1, 1) Brent Gaff, R (2, 1) Carlos Diaz, R (7, 1)										0	0	0	0	0	0	0																
Inning Stats	R: 4 E: 0 K: 0 S: 6	H: 4 LOB: 0 BB: 0 P: 7	R: 0 E: 0 K: 0 S: 4	H: 1 LOB: 1 BB: 0 P: 4	R: 1 E: 0 K: 0 S: 6	H: 3 LOB: 2 BB: 0 P: 6	R: 0 E: 0 K: 1 S: 5	H: 0 LOB: 0 BB: 0 P: 5	R: 0 E: 0 K: 1 S: 5	H: 0 LOB: 2 BB: 0 P: 7	R: 0 E: 0 K: 1 S: 5	H: 0 LOB: 0 BB: 0 P: 5	R: 0 E: 0 K: 1 S: 5	H: 1 LOB: 1 BB: 1 P: 9	R: 0 E: 0 K: 1 S: 5	H: 0 LOB: 0 BB: 0 P: 5		1B: 6 2B: 3 3B: 0 HR: 1	SF: 0 SAC: 0 DP: 1 HBP: 2	WP: 0 PB: 0 CS: 0	PA: 35											
PITCHER	IP WLS BF H R ER SO BB IBB HBP BLK WP HR S P ERA WHIP																															
Bill Gullickson, R ERA: 3.75 (1, 1)	6.0	L 28	9	5	5	3	0	0	0	0	0	0	32	34	7.50	1.500																
Jeff Reardon, R ERA: 2.89 (7, 1)	2.0	7	1	0	0	2	1	0	0	0	0	0	10	14	0.00	1.000																



Batter	1	2	3	4	5	6	7	8	9	AB	R	H	RBI	BB	SO	LOB	TOP			
Tim Raines, S (1,7) OBP: 0.391, SLG: 0.429	F4		F8			F7		F7		4	0	0	0	0	0	1	<p>Montreal Expos @ New York Mets Shea Stadium, Flushing, NY Sun Oct 02 1983, 3:33 AM EDT Unknown</p> <p>livebaseballscorecards.com</p> <p>AB 29 R 0 H 4 RBI 0 BB 0 SO 1 LOB 5</p> 			
Bryan Little, S (1,4) OBP: 0.351, SLG: 0.324	4-3 2B				F9	L4				4	0	2	0	0	0	1				
Terry Francona, L (1,9) OBP: 0.274, SLG: 0.354	4-3 2-3			K				F8		4	0	0	0	0	1	2				
Andre Dawson, R (1,8) OBP: 0.339, SLG: 0.541	6-3			5-3				F8		3	0	0	0	0	0	1				
Gary Carter, R (1,2) OBP: 0.336, SLG: 0.444			F8			F6		PO 1B		3	0	1	0	0	0	0				
Mike Stenhouse, L (1,3) OBP: 0.200, SLG: 0.162			F5			4-3		PO 1-2	F8	3	0	0	0	0	0	0				
Tim Wallach, R (1,5) OBP: 0.335, SLG: 0.434			F7			F7			F9	3	0	0	0	0	0	0				
Angel Salazar, R (1,6) OBP: 0.229, SLG: 0.294			4-3			SH2-4 2B			F8	3	0	1	0	0	0	0				
Charlie Lea, R (1,1) OBP: 0.139, SLG: 0.129			F9			SH2-4				1	0	0	0	0	0	0				
Terry Crowley, L (9, PH) OBP: 0.327, SLG: 0.162						2-3			F6	1	0	0	0	0	0	0				
Inning Stats	R: 0 E: 0 K: 0 S: 4	H: 1 LOB: 1 BB: 0 P: 4	R: 0 E: 0 K: 0 S: 3	H: 0 LOB: 0 BB: 0 P: 3	R: 0 E: 0 K: 1 S: 5	H: 0 LOB: 0 BB: 0 P: 5	R: 0 E: 0 K: 0 S: 3	H: 0 LOB: 0 BB: 0 P: 3	R: 0 E: 0 K: 0 S: 4	H: 1 LOB: 1 BB: 0 P: 4	R: 0 E: 0 K: 0 S: 3	H: 1 LOB: 0 BB: 0 P: 3	R: 0 E: 0 K: 0 S: 3	H: 0 LOB: 0 BB: 0 P: 3	R: 0 E: 0 K: 0 S: 4	H: 1 LOB: 1 BB: 0 P: 4	1B: 2 2B: 2 3B: 0 HR: 0	SF: 0 SAC: 1 DP: 0 HBP: 0	WP: 0 PB: 0 CS: 0	PA: 31
PITCHER Walt Terrell, R (1,1) ERA: 3.57	IP: 9.0 WLS: W BF: 30 H: 4 R: 0 ER: 0 SO: 1 BB: 0 IBB: 0 HBP: 0 BLK: 0 WP: 0 HR: 0 S: 32 P: 32 ERA: 0.00 WHIP: 0.444																			

Batter	1	2	3	4	5	6	7	8	9	AB	R	H	RBI	BB	SO	LOB	BOTTOM			
Mookie Wilson, S (1,8) OBP: 0.300, SLG: 0.367	5-3		F6			FC6-4 S 1-2		5-3		4	0	0	0	0	0	1	<p>Montreal Expos @ New York Mets Shea Stadium, Flushing, NY Sun Oct 02 1983, 3:33 AM EDT Unknown</p> <p>livebaseballscorecards.com</p> <p>AB 27 R 1 H 4 RBI 1 BB 2 SO 3 LOB 9</p> 			
Hubie Brooks, R (1,5) OBP: 0.284, SLG: 0.321	F8				1-3	F6 1-2		6-3		4	0	0	0	0	0	1				
Danny Heep, L (1,9) OBP: 0.324, SLG: 0.394					L9			1B BB		2	1	1	1	1	0	0				
George Foster, R (1,7) OBP: 0.291, SLG: 0.422	5-3				F5			BB 1B		3	0	1	0	0	0	0				
Gary Rajsich, L (1,3) OBP: 0.333, SLG: 0.424			F8			F6		F7		3	0	0	0	0	0	2				
Ron Hodges, L (1,2) OBP: 0.381, SLG: 0.308			G3			K		F5		3	0	0	0	0	1	2				
Brian Giles, R (1,4) OBP: 0.308, SLG: 0.297					4-3					2	0	1	0	1	0	0				
José Oquendo, S (1,6) OBP: 0.260, SLG: 0.244			PO		5-3					2	0	0	0	0	1	0				
Rusty Staub, L (7, PH) OBP: 0.366, SLG: 0.412						K		F1		1	0	0	0	0	0	3				
Ron Gardenhire, R (8,6) OBP: 0.100, SLG: 0.069			PO 1-2							0	0	0	0	0	0	0				
Walt Terrell, L (1,1) OBP: 0.200, SLG: 0.409					3-1					3	0	1	0	0	1	0				
Inning Stats	R: 1 E: 0 K: 0 S: 4	H: 1 LOB: 0 BB: 0 P: 4	R: 0 E: 0 K: 0 S: 3	H: 1 LOB: 0 BB: 0 P: 3	R: 0 E: 0 K: 0 S: 3	H: 0 LOB: 0 BB: 0 P: 3	R: 0 E: 0 K: 1 S: 5	H: 0 LOB: 0 BB: 0 P: 5	R: 0 E: 0 K: 0 S: 4	H: 1 LOB: 3 BB: 2 P: 12	R: 0 E: 0 K: 1 S: 5	H: 0 LOB: 0 BB: 0 P: 5	R: 0 E: 0 K: 1 S: 5	H: 0 LOB: 0 BB: 0 P: 5	R: 0 E: 0 K: 0 S: 6	H: 1 LOB: 1 BB: 0 P: 6		1B: 3 2B: 0 3B: 0 HR: 1	SF: 0 SAC: 0 DP: 0 HBP: 0	WP: 0 PB: 0 CS: 0
PITCHER Charlie Lea, R (1,1) ERA: 3.12	IP: 8.0 WLS: L BF: 29 H: 4 R: 1 ER: 1 SO: 3 BB: 2 IBB: 0 HBP: 0 BLK: 0 WP: 0 HR: 1 S: 33 P: 41 ERA: 1.12 WHIP: 0.750																			

