

New York Mets - 1984

Batter	1	2	3	4	5	6	7	8	9	AB	R	H	RBI	BB	SO	LOB	TOP		
Wally Backman, S OBP: 0.500, SLG: 0.333 (1,4)										3	0	1	0	1	1	0			
José Oquendo, S (1,6)										3	0	0	0	0	1	2			
Keith Hernandez, L (1,3)										4	0	0	0	0	2	1			
George Foster, R OBP: 0.250, SLG: 0.250 (1,7)										4	0	1	0	0	0	1			
Darryl Strawberry, L OBP: 0.500, SLG: 1.250 (1,9)										4	1	2	1	0	1	1			
Mookie Wilson, S OBP: 0.500, SLG: 0.500 (1,8)										4	0	2	0	0	0	0			
Hubie Brooks, R OBP: 0.250, SLG: 0.250 (1,5)										4	0	1	0	0	2	4			
Ron Hodges, L (1,2)										3	0	0	0	0	1	1			
Mike Torrez, R Ed Lynch, R Ross Jones, R Craig Swan, R Rusty Staub, L Dick Tidrow, R (1,1) (2,1) (5,PH) (5,1) (8,PH) (8,1)										0	0	0	0	0	0	0			
Inning Stats	R: 0 E: 0 K: 2 S: 7	H: 0 LOB: 1 BB: 0 P: 8	R: 1 E: 0 K: 1 S: 6	H: 2 LOB: 1 BB: 0 P: 6	R: 0 E: 0 K: 0 S: 2	H: 0 LOB: 0 BB: 1 P: 6	R: 0 E: 0 K: 0 S: 5	H: 2 LOB: 0 BB: 0 P: 5	R: 0 E: 0 K: 0 S: 3	H: 0 LOB: 0 BB: 0 P: 3	R: 0 E: 0 K: 2 S: 7	H: 0 LOB: 0 BB: 0 P: 7	R: 0 E: 0 K: 1 S: 6	H: 1 LOB: 1 BB: 0 P: 6	R: 0 E: 0 K: 2 S: 9	H: 2 LOB: 2 BB: 0 P: 9	1B: 6 2B: 2 3B: 0 HR: 1	SF: 0 SAC: 0 DP: 2 HBP: 1	WP: 0 PA: 34 PB: 0 SB: 0 CS: 1
PITCHER Mario Soto, R ERA: 1.0 (1,1)	IP: 9.0 WLS: W BF: 34 H: 7 R: 1 ER: 1 SO: 8 BB: 1 IBB: 0 HBP: 1 BLK: 0 WP: 0 HR: 1 S: 48 P: 53 ERA: 1.00 WHIP: 0.889																		

New York Mets @ Cincinnati Reds
Riverfront Stadium, Cincinnati, OH
Mon Apr 02 1984, 3:33 AM EST
Att: 46,000 - Unknown

AB 32
R 1
H 7
RBI 1
BB 1
SO 8
LOB 10



Batter	1	2	3	4	5	6	7	8	9	AB	R	H	RBI	BB	SO	LOB	BOTTOM
Gary Redus, R OBP: 0.200, SLG: 0.400 (1,7)										5	1	1	0	0	0	3	
Eddie Milner, L OBP: 0.750, SLG: 1.750 (1,8)										4	2	3	3	0	0	0	
Dave Concepcion, R OBP: 0.500, SLG: 1.333 (1,6)										3	2	1	1	1	0	1	
Dave Parker, L Paul Householder, S (1,9) (8,9)										4	1	2	2	0	0	1	
Dan Driessen, L OBP: 0.500, SLG: 0.667 (1,3)										3	0	1	1	1	0	2	
Nick Esasky, R OBP: 0.250, SLG: 0.500 (1,5)										4	0	1	1	0	1	2	
Ron Oester, S (1,4)										4	0	0	0	0	1	4	
Dann Bilardello, R OBP: 0.500, SLG: 0.750 (1,2)										4	1	2	0	0	1	0	
Mario Soto, R OBP: 0.250, SLG: 0.250 (1,1)										4	1	1	0	0	0	1	
Inning Stats	R: 3 E: 0 K: 0 S: 6	H: 3 LOB: 1 BB: 1 P: 10	R: 4 E: 0 K: 1 S: 10	H: 5 LOB: 2 BB: 1 P: 14	R: 0 E: 0 K: 0 S: 3	H: 1 LOB: 0 BB: 0 P: 3	R: 0 E: 0 K: 0 S: 4	H: 1 LOB: 1 BB: 0 P: 4	R: 0 E: 0 K: 0 S: 3	H: 0 LOB: 0 BB: 0 P: 3	R: 0 E: 0 K: 1 S: 7	H: 2 LOB: 1 BB: 0 P: 7	R: 0 E: 0 K: 1 S: 5	H: 0 LOB: 0 BB: 0 P: 5	1B: 5 2B: 5 3B: 0 HR: 2	SF: 0 SAC: 0 DP: 1 HBP: 0	WP: 0 PA: 37 PB: 0 SB: 1 CS: 0
PITCHER Mike Torrez, R ERA: 40.5 Ed Lynch, R ERA: 3.38 Craig Swan, R ERA: 3.0 Dick Tidrow, R ERA: (1,1) (2,1) (5,1) (8,1)	IP: 1.1 WLS: L BF: 11 H: 6 R: 6 ER: 6 SO: 6 BB: 1 IBB: 0 HBP: 0 BLK: 0 WP: 0 HR: 1 S: 10 P: 14 ERA: 40.50 WHIP: 5.250																

New York Mets @ Cincinnati Reds
Riverfront Stadium, Cincinnati, OH
Mon Apr 02 1984, 3:33 AM EST
Att: 46,000 - Unknown

AB 35
R 8
H 12
RBI 8
BB 2
SO 3
LOB 14



Batter	1	2	3	4	5	6	7	8	9	AB	R	H	RBI	BB	SO	LOB	TOP								
Wally Backman, S (1,4) OBP: 0.500, SLG: 0.500 José Oquendo, S (8,6)										3	1	1	0	1	1	1									
Ron Gardenhire, R (1,6) OBP: 0.250, SLG: 0.250										4	0	1	0	0	0	3									
Keith Hernandez, L (1,3) OBP: 0.125, SLG: 0.250										4	0	1	1	0	1	2									
George Foster, R (1,7) OBP: 0.125, SLG: 0.125										4	0	0	0	0	3	5									
Darryl Strawberry, L (1,8) OBP: 0.375, SLG: 0.714										3	0	0	0	1	1	1									
Hubie Brooks, R (1,5) OBP: 0.250, SLG: 0.250										4	1	1	0	0	1	4									
Danny Heep, L (1,9)										4	0	0	0	0	1	1									
Junior Ortiz, R (1,2) OBP: 0.500, SLG: 0.333										3	0	1	1	1	0	0									
Ron Darling, R (1,1) Ron Hodges, L (7,PH) Doug Sisk, R (7,1)										2	0	0	0	0	1	1									
Inning Stats	R: 0 E: 0 K: 2 S: 8	H: 1 LOB: 1 P: 8	R: 1 E: 0 K: 1 S: 7	H: 2 LOB: 1 BB: 0 P: 7	R: 1 E: 1 K: 1 S: 7	H: 2 LOB: 2 BB: 1 P: 11	R: 0 E: 0 K: 1 S: 5	H: 0 LOB: 0 BB: 0 P: 5	R: 0 E: 0 K: 1 S: 5	H: 0 LOB: 1 BB: 1 P: 9	R: 0 E: 0 K: 2 S: 7	H: 0 LOB: 0 BB: 0 P: 7	R: 0 E: 0 K: 1 S: 3	H: 0 LOB: 1 BB: 1 P: 7	R: 0 E: 1 K: 1 S: 6	H: 0 LOB: 1 BB: 0 P: 6	R: 0 E: 0 K: 1 S: 5	H: 0 LOB: 0 BB: 0 P: 5	1B: 3 2B: 2 3B: 0 HR: 0	SF: 0 SAC: 0 DP: 1 HBP: 0	WP: 1 PB: 0 SB: 0 CS: 0	PA: 36			
PITCHER	IP	WLS	BF	H	R	ER	SO	BB	IBB	HBP	BLK	WP	HR	S	P	ERA	WHIP								
Bruce Berenyi, R (1,1) ERA: 3.0	0.0	L	0	0	0	0	0	0	0	0	0	0	0	0	0	∞	∞								
Bill Scherrer, L (7,1) ERA:	1.0		3	0	0	0	0	0	0	0	0	0	0	3	3	0.00	0.000								
Ted Power, R (8,1) ERA:	2.0		7	0	0	0	2	0	0	0	0	0	0	11	11	0.00	0.000								

New York Mets @ Cincinnati Reds
Riverfront Stadium, Cincinnati, OH
Wed Apr 04 1984, 6:05 PM EST
Att: 3,921 - Unknown

AB 33
R 2
H 5
RBI 2
BB 3
SO 10
LOB 19

Batter	1	2	3	4	5	6	7	8	9	AB	R	H	RBI	BB	SO	LOB	BOTTOM								
Gary Redus, R (1,7) OBP: 0.222, SLG: 0.250 Ted Power, R (8,1)										3	0	0	0	1	1	1									
Eddie Milner, L (1,8) OBP: 0.500, SLG: 1.000										4	0	1	0	0	1	0									
Dave Concepcion, R (1,6) OBP: 0.500, SLG: 0.833										3	0	1	0	1	0	1									
Dave Parker, L (1,9) OBP: 0.250, SLG: 0.250										4	0	0	0	0	0	3									
Dan Driessen, L (1,3) OBP: 0.500, SLG: 0.667										3	0	1	0	1	0	1									
Nick Esasky, R (1,5) OBP: 0.375, SLG: 0.333										2	0	0	0	2	1	2									
Ron Oester, S (1,4)										3	0	0	0	1	0	4									
Dann Bilardello, R (1,2) OBP: 0.500, SLG: 0.600 Brad Gulden, L (7,PH) (8,2)										1	0	0	0	1	0	0									
Bruce Berenyi, R (1,1) Bill Scherrer, L (7,1) Paul Householder, S (7,PH) (8,7)										2	0	0	0	0	0	1									
Inning Stats	R: 0 E: 0 K: 0 S: 3	H: 0 LOB: 0 P: 3	R: 0 E: 0 K: 0 S: 3	H: 0 LOB: 1 BB: 1 P: 7	R: 0 E: 0 K: 0 S: 2	H: 0 LOB: 0 BB: 1 P: 6	R: 0 E: 0 K: 0 S: 4	H: 1 LOB: 2 BB: 1 P: 8	R: 0 E: 0 K: 0 S: 3	H: 0 LOB: 1 BB: 1 P: 7	R: 0 E: 0 K: 1 S: 6	H: 1 LOB: 3 BB: 2 P: 14	R: 0 E: 0 K: 1 S: 5	H: 0 LOB: 0 BB: 0 P: 5	R: 0 E: 1 K: 0 S: 4	H: 1 LOB: 1 BB: 0 P: 4	R: 0 E: 0 K: 1 S: 5	H: 0 LOB: 1 BB: 1 P: 9	1B: 2 2B: 1 3B: 0 HR: 0	SF: 0 SAC: 0 DP: 0 HBP: 0	WP: 1 PB: 0 SB: 0 CS: 0	PA: 37			
PITCHER	IP	WLS	BF	H	R	ER	SO	BB	IBB	HBP	BLK	WP	HR	S	P	ERA	WHIP								
Ron Darling, R (1,1) ERA:	6.0	W	25	1	0	0	2	1	0	0	0	0	0	14	18	0.00	1.333								
Doug Sisk, R (7,1) ERA:	3.0	S	11	1	0	0	2	1	0	0	0	0	0	14	18	0.00	0.667								


New York Mets @ Cincinnati Reds
Riverfront Stadium, Cincinnati, OH
Wed Apr 04 1984, 6:05 PM EST
Att: 3,921 - Unknown

AB 29
R 0
H 3
RBI 0
BB 7
SO 3
LOB 15

Batter	1	2	3	4	5	6	7	8	9	AB	R	H	RBI	BB	SO	LOB	TOP								
Ron Gardenhire, R OBP: 0.250, SLG: 0.182	F6		K				F9		FC6-4	5	0	1	0	0	1	3									
José Oquendo, S OBP: 0.385, SLG: 0.333				5-3	F8			E5		4	0	1	0	0	0	1									
Keith Hernandez, L OBP: 0.176, SLG: 0.235	K					6-3				4	1	2	0	0	1	1									
George Foster, R OBP: 0.353, SLG: 0.706		F7					K	K		4	1	1	0	0	2	2									
Darryl Strawberry, L OBP: 0.294, SLG: 0.625				4-3			F7	K		4	1	1	1	0	1	4									
Mookie Wilson, S OBP: 0.375, SLG: 0.500								F3		4	0	1	2	0	1	2									
Hubie Brooks, R OBP: 0.294, SLG: 0.200										4	0	0	0	0	0	1									
Mike Fitzgerald, R OBP: 0.867, SLG: 0.500										2	0	1	0	1	0	0									
Junior Ortiz, R OBP: 0.300, SLG: 0.222										1	0	0	0	0	0	0									
Dwight Gooden, R ERA: 5.4										2	0	0	0	0	0	1									
Dick Tidrow, R ERA: 4.5										0	0	0	0	0	0	0									
Ross Jones, R ERA: 4.5										0	0	0	0	1	0	0									
Doug Sisk, R ERA: 4.5										0	0	0	0	0	0	0									
Jesse Orosco, R ERA: 4.5										0	0	0	1	0	0	0									
Inning Stats	R: 0 E: 0 K: 1 S: 5	H: 1 LOB: 1 BB: 0 P: 5	R: 1 E: 0 K: 0 S: 4	H: 1 LOB: 0 BB: 0 P: 4	R: 0 E: 0 K: 1 S: 5	H: 1 LOB: 0 BB: 0 P: 5	R: 2 E: 0 K: 0 S: 6	H: 3 LOB: 1 BB: 0 P: 6	R: 0 E: 0 K: 0 S: 4	H: 1 LOB: 0 BB: 0 P: 4	R: 0 E: 0 K: 1 S: 5	H: 0 LOB: 0 BB: 0 P: 5	R: 0 E: 0 K: 1 S: 5	H: 0 LOB: 2 BB: 2 P: 13	R: 0 E: 1 K: 2 S: 9	H: 1 LOB: 2 BB: 0 P: 9	R: 0 E: 0 K: 0 S: 3	H: 0 LOB: 1 BB: 1 P: 7	1B: 5 2B: 2 3B: 0 HR: 1	SF: 0 SAC: 0 DP: 1 HBP: 0	WP: 0 PB: 0 SB: 0 CS: 0	PA: 37			
PITCHER	IP	WLS	BF	H	R	ER	SO	BB	IBB	HBP	BLK	WP	HR	S	P	ERA	WHIP								
Bob Knepper, L	5.0	L	20	7	3	3	2	0	0	0	0	0	1	24	24	5.40	1.400								
Michael LaCoss, R	1.0		3	0	0	0	1	0	0	0	0	0	0	5	5	0.00	0.000								
Frank DiPino, L	3.0		14	1	0	0	3	3	0	0	0	0	0	17	29	0.00	1.333								

New York Mets @ Houston Astros
Astrodome, Houston, TX
Sat Apr 07 1984, 7:05 PM EST
Att: 18,925 - Unknown


AB 34
R 3
H 8
RBI 3
BB 3
SO 6
LOB 15



Batter	1	2	3	4	5	6	7	8	9	AB	R	H	RBI	BB	SO	LOB	BOTTOM								
Bill Doran, S OBP: 0.222, SLG: 0.294	4-3		K				G3			5	0	2	1	0	1	2									
Terry Puhl, L OBP: 0.294, SLG: 0.438										4	0	0	0	0	0	4									
Phil Garner, R ERA: 4.5										1	0	0	0	0	0	1									
Dickie Thon, R OBP: 0.375, SLG: 0.500	K									4	1	1	0	0	1	0									
Jose Cruz, L OBP: 0.313, SLG: 0.091										3	0	0	0	1	0	0									
Jerry Mumphrey, S OBP: 0.467, SLG: 0.364										2	0	0	0	2	1	0									
Ray Knight, R OBP: 0.267, SLG: 0.333										4	0	1	1	0	1	1									
Denny Walling, L OBP: 0.286, SLG: 0.250										3	1	1	0	1	1	3									
Alan Ashby, S OBP: 0.286, SLG: 0.231										3	0	1	0	1	0	1									
Bob Knepper, L										1	0	0	0	0	1	2									
Harry Spilman, L										0	0	0	0	0	1	0									
Michael LaCoss, R										0	0	0	0	0	0	0									
Enos Cabell, R										1	0	0	0	0	0	3									
Frank DiPino, L										0	0	0	0	0	0	0									
Alan Bannister, R										1	0	0	0	0	0	0									
Inning Stats	R: 0 E: 0 K: 1 S: 5	H: 0 LOB: 0 BB: 0 P: 5	R: 0 E: 0 K: 2 S: 7	H: 0 LOB: 0 BB: 0 P: 7	R: 0 E: 0 K: 2 S: 8	H: 1 LOB: 2 BB: 1 P: 12	R: 0 E: 0 K: 0 S: 3	H: 0 LOB: 0 BB: 0 P: 3	R: 1 E: 0 K: 0 S: 5	H: 2 LOB: 2 BB: 1 P: 9	R: 1 E: 0 K: 1 S: 6	H: 2 LOB: 3 BB: 3 P: 18	R: 0 E: 0 K: 0 S: 3	H: 0 LOB: 0 BB: 0 P: 3	R: 0 E: 0 K: 0 S: 3	H: 0 LOB: 1 BB: 1 P: 7	R: 0 E: 0 K: 0 S: 4	H: 1 LOB: 1 BB: 0 P: 4	1B: 6 2B: 0 3B: 0 HR: 0	SF: 0 SAC: 0 DP: 0 HBP: 0	WP: 0 PB: 1 SB: 1 CS: 0	PA: 38			
PITCHER	IP	WLS	BF	H	R	ER	SO	BB	IBB	HBP	BLK	WP	HR	S	P	ERA	WHIP								
Dwight Gooden, R	5.0	W	20	3	1	1	5	2	0	0	0	0	0	6	18	9.00	5.000								
Dick Tidrow, R	1.0		7	2	1	1	1	3	0	0	0	0	0	6	18	9.00	5.000								
Doug Sisk, R	1.0		3	0	0	0	0	0	0	0	0	0	0	3	3	0.00	0.000								
Jesse Orosco, L	2.0	S	8	1	0	0	0	1	0	0	0	0	0	7	11	0.00	1.000								

New York Mets @ Houston Astros
Astrodome, Houston, TX
Sat Apr 07 1984, 7:05 PM EST
Att: 18,925 - Unknown

AB 32
R 2
H 6
RBI 2
BB 6
SO 6
LOB 17



Batter	1	2	3	4	5	6	7	8	9	AB	R	H	RBI	BB	SO	LOB	TOP			
Wally Backman, S (1,4) OBP: 0.600, SLG: 0.545	1-3		G3-6-1 1B			4-0 BB		SH5-4 1B BB	K	3	1	1	0	2	1	1				
José Oquendo, S (1,6) OBP: 0.313, SLG: 0.267	F3		G3-6-1 1-2			F8		SH5-4		3	0	0	0	0	0	2				
Keith Hernandez, L (1,3) OBP: 0.190, SLG: 0.200	K			5-3		F6		1B IBB		3	0	0	0	1	1	1				
George Foster, R (1,7) OBP: 0.333, SLG: 0.619	F7			F3		F6		1B		4	0	1	2	0	0	1				
Darryl Strawberry, L (1,9) OBP: 0.381, SLG: 0.700		1B FC6-2 1B		CS 1B		1B 2B		K		4	1	3	0	0	1	2				
Mookie Wilson, S (1,8) OBP: 0.417, SLG: 0.500		1B		CS 1-2		1B		F3		4	0	2	0	0	1	2				
Hubie Brooks, R (1,5) OBP: 0.286, SLG: 0.211		FC6-2 PB		F8		1B G3-6-1		6-3		4	0	1	1	0	0	1				
Junior Ortiz, R (1,2) OBP: 0.250, SLG: 0.182		3-H K		F4		G3-6-1		K		2	0	0	0	0	1	1				
Rusty Staub, L (7,PH)										1	0	0	0	0	0	2				
Ron Hodges, L (7,2)										1	0	0	0	0	1	0				
Mike Torrez, R (1,1)				5-3						2	0	0	0	0	0	0				
Tim Leary, R (6,1) OBP: 1.000, SLG: 1.000						5-3				1	1	1	0	0	0	0				
Doug Sisk, R (8,1) OBP: 0.500, SLG: 0.500								SH5-4 BB 1B		1	0	1	0	0	0	0				
Inning Stats	R: 0 E: 0 K: 1 S: 6	H: 0 LOB: 1 BB: 0 P: 6	R: 0 E: 0 K: 1 S: 6	H: 2 LOB: 1 BB: 0 P: 6	R: 0 E: 0 K: 0 S: 3	H: 1 LOB: 0 BB: 0 P: 3	R: 0 E: 0 K: 0 S: 3	H: 1 LOB: 0 BB: 0 P: 3	R: 0 E: 0 K: 1 S: 5	H: 0 LOB: 1 BB: 1 P: 7	R: 1 E: 0 K: 0 S: 5	H: 3 LOB: 1 BB: 0 P: 5	R: 2 E: 0 K: 1 S: 7	H: 2 LOB: 2 BB: 2 P: 15	R: 0 E: 0 K: 2 S: 8	H: 1 LOB: 0 BB: 0 P: 8	1B: 9 2B: 1 3B: 0 HR: 0	SF: 0 SAC: 1 DP: 2 HBP: 0	WP: 0 PB: 2 SB: 0 CS: 1	PA: 38
PITCHER	IP WLS BF H R ER SO BB IBB HBP BLK WP HR S P ERA WHIP																			
Joe Niekro, R (1,1) ERA: 3.21	7.0 L 26 7 1 1 3 1 0 0 0 0 0 0 31 35 1.29 1.143																			
Vern Ruhle, R (8,1) ERA: 7.71	0.1 5 2 2 2 0 1 1 0 0 0 0 0 3 11 54.00 9.000																			
Dave Smith, R (8,1) ERA:	1.2 6 1 0 0 3 0 0 0 0 0 0 0 12 12 0.00 0.600																			

New York Mets @ Houston Astros
Astrodome, Houston, TX
Sun Apr 08 1984, 7:05 PM EST
Att: 10,625 - Unknown

AB 33
R 3
H 10
RBI 3
BB 3
SO 6
LOB 13



Batter	1	2	3	4	5	6	7	8	9	AB	R	H	RBI	BB	SO	LOB	BOTTOM					
Bill Doran, S (1,4) OBP: 0.174, SLG: 0.227	K		4-3		F6		K		6-3	5	0	0	0	0	2	1						
Terry Puhl, L (1,9) OBP: 0.384, SLG: 0.450	S 1B		1B HBP BB		CS 1B		F8		4-3	4	0	2	0	1	0	1						
Dickie Thon, R (1,6) OBP: 0.389, SLG: 0.471			1B HBP		F7			E4 4-3 1B		1	0	0	0	0	1	1						
Craig Reynolds, L (3,PR) (4,6)										2	1	0	0	0	0	1						
Jose Cruz, L (1,7) OBP: 0.300, SLG: 0.133	6-3		1-2 2-3 1B		F8		F8		4-3	4	0	1	0	0	0	2						
Jerry Mumphrey, S (1,8) OBP: 0.421, SLG: 0.333		6-3	F3		F3		F3		1B 1B	4	0	1	1	0	0	3						
Ray Knight, R (1,3) OBP: 0.283, SLG: 0.368		F8			F9				K	4	0	1	0	0	1	1						
Phil Garner, R (1,5) OBP: 0.600, SLG: 0.500							F9			3	0	2	0	1	0	1						
Alan Ashby, S (1,2) OBP: 0.222, SLG: 0.176		4-3			F5				F8	4	0	0	0	0	1	4						
Joe Niekro, R (1,1) OBP: 0.200, SLG: 0.200					5-3					2	0	0	0	0	1	1						
Tony Scott, S (7,PH) OBP: 0.687, SLG: 0.500										1	0	1	0	0	0	0						
Vern Ruhle, R (8,1) ERA:										0	0	0	0	0	0	0						
Dave Smith, R (8,1)										0	0	0	0	0	0	0						
Harry Spilman, L (9,PH)										1	0	0	0	0	0	0						
Inning Stats	R: 0 E: 0 K: 2 S: 8	H: 1 LOB: 0 BB: 0 P: 8	R: 0 E: 0 K: 0 S: 4	H: 1 LOB: 0 BB: 0 P: 4	R: 0 E: 0 K: 0 S: 4	H: 1 LOB: 3 BB: 1 P: 9	R: 0 E: 0 K: 1 S: 5	H: 0 LOB: 1 BB: 1 P: 9	R: 0 E: 0 K: 0 S: 3	H: 1 LOB: 0 BB: 0 P: 3	R: 0 E: 0 K: 0 S: 4	H: 1 LOB: 1 BB: 0 P: 4	R: 0 E: 0 K: 2 S: 8	H: 1 LOB: 2 BB: 0 P: 8	R: 1 E: 1 K: 1 S: 8	H: 2 LOB: 0 BB: 0 P: 8	R: 0 E: 0 K: 0 S: 3	H: 0 LOB: 0 BB: 0 P: 3	1B: 7 2B: 1 3B: 0 HR: 0	SF: 0 SAC: 0 DP: 0 HBP: 1	WP: 0 PB: 0 SB: 1 CS: 1	PA: 38
PITCHER	IP WLS BF H R ER SO BB IBB HBP BLK WP HR S P ERA WHIP																					
Mike Torrez, R (1,1) ERA: 7.71	5.2 W 5 1 0 0 2 0 0 0 0 0 0 0 9 9 0.00 0.750																					
Tim Leary, R (6,1) ERA:	1.1 5 1 0 0 2 0 0 0 0 0 0 0 9 9 0.00 0.750																					
Doug Sisk, R (8,1) ERA:	2.0 S 9 2 1 0 1 0 0 0 0 0 0 0 11 11 0.00 1.000																					

New York Mets @ Houston Astros
Astrodome, Houston, TX
Sun Apr 08 1984, 7:05 PM EST
Att: 10,625 - Unknown

AB 35
R 1
H 8
RBI 1
BB 2
SO 6
LOB 16



Batter	1	2	3	4	5	6	7	8	9	AB	R	H	RBI	BB	SO	LOB	TOP								
Wally Backman, S (1.4) Ron Gardenhire, R (6.4) OBP: 0.500, SLG: 0.429 OBP: 0.286, SLG: 0.231	1-3		4-3		F3			1B S 1B	5-3	3	0	0	0	0	0	2									
José Oquendo, S (1.6) OBP: 0.300, SLG: 0.263	6-3		6-3			5-3		1B SF7 1B		4	1	1	0	0	0	1									
Keith Hernandez, L (1.3) OBP: 0.200, SLG: 0.208	4-3			6-3			F8	1B 1-3 1B		4	0	1	1	0	0	0									
George Foster, R (1.7) OBP: 0.280, SLG: 0.542		K		5-3		4-3		SF7 3-H 1B		3	0	0	1	0	1	0									
Darryl Strawberry, L (1.9) OBP: 0.400, SLG: 0.792		HR		F7			4-3	1-3 1B		4	1	2	1	0	0	0									
Mookie Wilson, S (1.8) OBP: 0.375, SLG: 0.438		F9			F5		BB 1B	F6		4	0	1	0	0	0	2									
Hubie Brooks, R (1.5) OBP: 0.320, SLG: 0.364		F8			HR		1-2 BB		K	3	1	1	1	1	1	0									
Ron Hodges, L (1.2) OBP: 0.222, SLG: 0.125			4-3 SH1-4 BB				F8		6-3	3	0	1	0	1	0	1									
Ron Darling, R (1.1) Craig Swan, R (7.1) Danny Heep, L (8. PH) Jesse Orosco, R (8.1)			SH1-4		L4			F8	BB	1	0	0	0	0	0	1									
Inning Stats	R: 0 E: 0 K: 0 S: 3	H: 0 LOB: 0 BB: 0 P: 3	R: 1 E: 0 K: 1 S: 6	H: 1 LOB: 0 BB: 0 P: 6	R: 0 E: 0 K: 0 S: 3	H: 0 LOB: 1 BB: 1 P: 7	R: 0 E: 0 K: 0 S: 3	H: 0 LOB: 0 BB: 0 P: 3	R: 1 E: 0 K: 0 S: 5	H: 2 LOB: 1 BB: 0 P: 5	R: 0 E: 0 K: 0 S: 3	H: 0 LOB: 0 BB: 0 P: 3	R: 0 E: 0 K: 0 S: 3	H: 1 LOB: 1 BB: 1 P: 7	R: 2 E: 0 K: 0 S: 7	H: 4 LOB: 2 BB: 0 P: 7	R: 0 E: 0 K: 1 S: 5	H: 0 LOB: 1 BB: 1 P: 9	1B: 6 2B: 0 3B: 0 HR: 2	SF: 1 SAC: 1 DP: 0 HBP: 0	WP: 0 PB: 0 SB: 1 CS: 0	PA: 37			
PITCHER	IP	WLS	BF	H	R	ER	SO	BB	IBB	HBP	BLK	WP	HR	S	P	ERA	WHIP								
Craig McMurtry, R (1.1) ERA: 2.4	7.1	L	30	7	4	4	1	2	0	0	0	0	2	30	38	4.91	1.227								
Donnie Moore, R (8.1) ERA: 6.0	0.2		3	1	0	0	0	0	0	0	0	0	0	3	3	0.00	1.500								
Gene Garber, R (9.1) ERA: 6.0	1.0		4	0	0	0	1	1	0	0	0	0	0	5	9	0.00	1.000								

New York Mets @ Atlanta Braves
Atlanta-Fulton County Stadium, Atlanta, GA
Tue Apr 10 1984, 6:05 PM EST
Att: 6,660 - Unknown

AB 32
R 4
H 8
RBI 4
BB 3
SO 2
LOB 8



Batter	1	2	3	4	5	6	7	8	9	AB	R	H	RBI	BB	SO	LOB	BOTTOM								
Claudell Washington, L (1.9) OBP: 0.444, SLG: 0.619	CS BB			F7		HR		L5		3	1	1	1	1	0	0									
Rafael Ramirez, R (1.6) OBP: 0.292, SLG: 0.261	1-3			F2		BB BB		FC1-4 1B		3	0	1	0	1	0	1									
Gerald Perry, L (1.7) Bob Watson, R (8. PH) Gene Garber, R (9.1)	6-3			F7		BB		FC1-4 1-2		2	0	0	0	1	0	0									
Dale Murphy, R (1.8) OBP: 0.292, SLG: 0.190		6-3			F8	K		K		4	0	0	0	0	2	2									
Bob Horner, R (1.5) OBP: 0.208, SLG: 0.190		K				1B 1B		F3		4	1	1	0	0	1	2									
Chris Chambliss, L (1.3) OBP: 0.200, SLG: 0.421		F5			1B 1-2 1B			F5		4	0	1	0	0	0	0									
Glenn Hubbard, R (1.4) OBP: 0.333, SLG: 0.412				F9		1-3 2-H 1B		F8		3	0	1	1	0	0	0									
Bruce Benedict, R (1.2) OBP: 0.286, SLG: 0.450				6-3		4-3		F8		3	0	0	0	0	0	2									
Craig McMurtry, R (1.1) Donnie Moore, L (8.1) Jerry Royster, R (8. PH) (9.7)				K				6-3		2	0	0	0	0	1	0									
Inning Stats	R: 0 E: 0 K: 0 S: 2	H: 0 LOB: 1 BB: 1 P: 6	R: 0 E: 0 K: 1 S: 5	H: 0 LOB: 0 BB: 0 P: 5	R: 0 E: 0 K: 1 S: 5	H: 0 LOB: 0 BB: 0 P: 5	R: 0 E: 0 K: 0 S: 3	H: 0 LOB: 0 BB: 0 P: 3	R: 1 E: 0 K: 0 S: 5	H: 3 LOB: 1 BB: 0 P: 5	R: 1 E: 0 K: 1 S: 6	H: 1 LOB: 2 BB: 2 P: 14	R: 0 E: 0 K: 0 S: 3	H: 0 LOB: 0 BB: 0 P: 3	R: 0 E: 0 K: 0 S: 4	H: 1 LOB: 1 BB: 0 P: 4	R: 0 E: 0 K: 1 S: 5	H: 0 LOB: 0 BB: 0 P: 5	1B: 4 2B: 1 3B: 0 HR: 1	SF: 0 SAC: 0 DP: 1 HBP: 0	WP: 0 PB: 0 SB: 0 CS: 1	PA: 33			
PITCHER	IP	WLS	BF	H	R	ER	SO	BB	IBB	HBP	BLK	WP	HR	S	P	ERA	WHIP								
Ron Darling, R (1.1) ERA: 1.5	6.0		23	4	2	2	3	3	0	0	0	0	0	26	38	3.00	1.167								
Craig Swan, R (7.1) ERA: 2.25	1.0	W	3	0	0	0	0	0	0	0	0	0	0	3	3	0.00	0.000								
Jesse Orosco, L (8.1) ERA:	2.0	S	7	1	0	0	1	0	0	0	0	0	0	9	9	0.00	0.500								

New York Mets @ Atlanta Braves
Atlanta-Fulton County Stadium, Atlanta, GA
Tue Apr 10 1984, 6:05 PM EST
Att: 6,660 - Unknown

AB 30
R 2
H 5
RBI 2
BB 3
SO 4
LOB 8



Batter	1	2	3	4	5	6	7	8	9	AB	R	H	RBI	BB	SO	LOB	TOP
Ron Gardenhire, R OBP: 0.208, SLG: 0.174	1-3		F7			F7		6-3		4	0	0	0	0	0	0	
José Oquendo, S OBP: 0.286, SLG: 0.200 Ross Jones, R (4, 6)	K			6-3		6-3		6-3		2	0	0	0	0	1	0	
Keith Hernandez, L OBP: 0.314, SLG: 0.303								1B		4	1	4	0	0	0	0	
George Foster, R OBP: 0.294, SLG: 0.576	K							1B		4	1	1	2	0	1	3	
Darryl Strawberry, L OBP: 0.382, SLG: 0.645			F8							4	0	1	0	0	1	0	
Mookie Wilson, S OBP: 0.400, SLG: 0.440										4	0	1	0	0	0	2	
Hubie Brooks, R OBP: 0.333, SLG: 0.345										3	0	0	0	0	1	1	
John Gibbons, R (1, 2)										3	0	0	0	0	0	1	
Dwight Gooden, R (1, 1) Ed Lynch, R (4, 1) Junior Ortiz, R OBP: 0.221, SLG: 0.167 Craig Swan, R (6, 1) Mike Fitzgerald, R OBP: 0.300, SLG: 0.333 Dick Tidrow, R (8, 1)										1	0	0	0	0	0	0	
Inning Stats	R: 0 E: 0 K: 2 S: 8	H: 1 LOB: 1 BB: 0 P: 8	R: 0 E: 0 K: 0 S: 3	H: 0 LOB: 0 BB: 0 P: 3	R: 0 E: 0 K: 0 S: 3	H: 1 LOB: 1 BB: 0 P: 3	R: 0 E: 0 K: 0 S: 3	H: 0 LOB: 0 BB: 0 P: 3	R: 2 E: 0 K: 0 S: 5	H: 2 LOB: 0 BB: 0 P: 5	R: 0 E: 0 K: 0 S: 3	H: 0 LOB: 0 BB: 0 P: 3	R: 0 E: 0 K: 0 S: 5	H: 2 LOB: 2 BB: 0 P: 5	1B: 6 2B: 0 3B: 0 HR: 1	SF: 0 SAC: 0 DP: 0 HBP: 0	WP: 0 PA: 33 PB: 0 SB: 0 CS: 1
PITCHER Steve Trout, L ERA: 3.95	IP: 9.0 WLS: W BF: 33 H: 7 R: 2 ER: 2 SO: 4 BB: 0 IBB: 0 HBP: 0 BLK: 0 WP: 0 HR: 1 S: 41 P: 41 ERA: 2.00 WHIP: 0.778																

New York Mets @ Chicago Cubs
Wrigley Field, Chicago, IL
Fri Apr 13 1984, 3:33 AM CST
Att: 33,436 - Unknown

AB 33
R 2
H 7
RBI 2
BB 0
SO 4
LOB 7



Batter	1	2	3	4	5	6	7	8	9	AB	R	H	RBI	BB	SO	LOB	BOTTOM
Bob Dernier, R OBP: 0.400, SLG: 0.273	F9		F8	FC4-6 23 1B 23 S		G3	6-3			5	1	0	1	0	0	2	
23 Ryne Sandberg, R OBP: 0.342, SLG: 0.545	1B			1B		F2		1-3		4	1	2	2	1	0	0	
Gary Matthews, R OBP: 0.583, SLG: 0.577										4	2	3	2	1	1	1	
Leon Durham, L OBP: 0.385, SLG: 0.300	K									4	0	1	1	1	3	4	
Ron Cey, R OBP: 0.270, SLG: 0.441	K									4	2	1	1	1	1	3	
Mel Hall, L OBP: 0.375, SLG: 0.600										3	2	1	0	1	0	0	
Jody Davis, R OBP: 0.464, SLG: 0.615										3	2	3	2	1	0	0	
Larry Bowa, S OBP: 0.261, SLG: 0.364										4	1	1	2	0	0	2	
Steve Trout, L OBP: 0.600, SLG: 0.600										4	0	2	0	0	1	1	
Inning Stats	R: 1 E: 0 K: 2 S: 9	H: 2 LOB: 1 BB: 0 P: 9	R: 0 E: 0 K: 0 S: 4	H: 1 LOB: 1 BB: 0 P: 4	R: 0 E: 0 K: 2 S: 7	H: 0 LOB: 1 BB: 1 P: 11	R: 5 E: 0 K: 1 S: 9	H: 5 LOB: 2 BB: 2 P: 17	R: 1 E: 0 K: 0 S: 4	H: 2 LOB: 1 BB: 1 P: 8	R: 2 E: 0 K: 1 S: 7	H: 2 LOB: 0 BB: 0 P: 7	R: 1 E: 0 K: 0 S: 3	H: 1 LOB: 0 BB: 1 P: 7	1B: 8 2B: 3 3B: 1 HR: 3	SF: 0 SAC: 0 DP: 1 HBP: 0	WP: 0 PA: 41 PB: 0 SB: 4 CS: 1
PITCHER Dwight Gooden, R ERA: 7.56 Ed Lynch, R ERA: 4.15 Craig Swan, R ERA: 6.0 Dick Tidrow, R ERA: 6.0	IP: 3.1 WLS: L BF: 20 H: 7 R: 6 ER: 6 SO: 4 BB: 3 IBB: 0 HBP: 0 BLK: 0 WP: 0 HR: 0 S: 25 P: 37 ERA: 16.20 WHIP: 3.000																
PITCHER	IP: 9.0 WLS: W BF: 33 H: 7 R: 2 ER: 2 SO: 4 BB: 0 IBB: 0 HBP: 0 BLK: 0 WP: 0 HR: 1 S: 41 P: 41 ERA: 2.00 WHIP: 0.778																

New York Mets @ Chicago Cubs
Wrigley Field, Chicago, IL
Fri Apr 13 1984, 3:33 AM CST
Att: 33,436 - Unknown

AB 35
R 11
H 14
RBI 11
BB 6
SO 6
LOB 13



Batter	1	2	3	4	5	6	7	8	9	AB	R	H	RBI	BB	SO	LOB	TOP								
Pete Rose, S OBP: 0.404, SLG: 0.400 Derrel Thomas, S (7, FR) (7, 7)	0-0 1B E	0-0 F7		SH5-3 1-2		0-0 4-3	0-0 1B			4	1	2	1	0	0	1									
Bryan Little, S OBP: 0.434, SLG: 0.490	0-0 E5 1-3 1B		0-0 1B	BB 1B		0-0 4-3	0-0 3-1			5	2	3	0	0	0	1									
Tim Raines, S OBP: 0.453, SLG: 0.511	0-0 1-3		0-0 1B	1-2 1B		0-0 4-3				4	1	1	0	1	0	1									
Andrew Dawson, R OBP: 0.304, SLG: 0.390 Jim Wothford, R (8, 9) OBP: 0.333, SLG: 0.333	4-0 BB BB		0-0 F7	0-0 F4		0-0 F8	0-3 K			4	0	0	0	1	1	5									
Gary Carter, R OBP: 0.420, SLG: 0.591	4-0 1-2 BB		0-0 F9	1-1 HR		0-0 F8	0-0 6-3			4	1	1	4	1	0	2									
Tim Lincecum, R OBP: 0.429, SLG: 0.636	0-0 F7		0-0 1B	1-3 2-H 3-H HR		0-0 2B	0-0 3B		4-0 BB BB	4	1	2	1	1	0	2									
Terry Francona, L OBP: 0.400, SLG: 0.469		4-0 SH1-4 BB	1-0 HBP		0-0 F2	0-0 1-3 3B			0-0 G6-4-3 BB	3	1	1	0	1	0	1									
Angel Salazar, R OBP: 0.175, SLG: 0.231		0-3 K	0-0 F2		0-3 K	0-0 2B			0-3 K	5	1	1	2	0	3	4									
Bryn Smith, R OBP: 0.500, SLG: 0.500		0-0 SH1-4		0-0 1B	0-0 1-3	0-0 1B			0-0 3B	3	2	2	1	0	0	0									
Inning Stats	R: 1 E: 1 K: 0 S: 4	H: 2 LOB: 2 BB: 2 P: 12	R: 0 E: 0 K: 1 S: 5	H: 0 LOB: 1 BB: 1 P: 9	R: 1 E: 0 K: 0 S: 6	H: 3 LOB: 3 BB: 0 P: 7	R: 4 E: 0 K: 0 S: 6	H: 3 LOB: 0 BB: 1 P: 10	R: 0 E: 0 K: 1 S: 5	H: 0 LOB: 0 BB: 0 P: 5	R: 0 E: 0 K: 0 S: 3	H: 0 LOB: 0 BB: 0 P: 3	R: 4 E: 0 K: 0 S: 8	H: 5 LOB: 1 BB: 0 P: 8	R: 0 E: 0 K: 1 S: 5	H: 0 LOB: 0 BB: 1 P: 5	R: 0 E: 0 K: 1 S: 4	H: 0 LOB: 0 BB: 1 P: 8	1B: 9 2B: 2 3B: 1 HR: 1	SF: 0 SAC: 2 DP: 1 HBP: 1	WP: 0 PB: 0 CS: 0	PA: 44			
PITCHER	IP	WLS	BF	H	R	ER	SO	BB	IBB	HBP	BLK	WP	HR	S	P	ERA	WHIP								
Ron Darling, R ERA: 3.94	4.0	L	24	8	6	5	1	4	0	1	0	0	1	21	38	11.25	3.000								
Craig Swan, R ERA: 5.14	1.0		3	0	0	0	1	0	0	0	0	0	0	5	5	0.00	0.000								
Dick Tidrow, R ERA: 8.53	3.0		14	5	4	4	1	0	0	0	0	0	0	16	16	12.00	1.667								
Doug Sisk, R ERA:	1.0		3	0	0	0	1	1	0	0	0	0	0	4	8	0.00	1.000								

Montreal Expos @ New York Mets
Shea Stadium, Flushing, NY
Tue Apr 17 1984, 3:33 AM EST
Att: 46,636 - Unknown

AB	36
R	10
H	13
RBI	9
BB	5
SO	4
LOB	17



Batter	1	2	3	4	5	6	7	8	9	AB	R	H	RBI	BB	SO	LOB	BOTTOM								
Wally Backman, S OBP: 0.481, SLG: 0.409	0-3 K		0-0 1B		0-0 F8			0-0 FC6-4		4	0	1	0	0	1	3									
José Oquendo, S OBP: 0.250, SLG: 0.172	0-0 5-3		0-0 L5		0-3 K			0-0 F7		4	0	0	0	0	1	4									
Keith Hernandez, L OBP: 0.302, SLG: 0.275	4-0 FC6-4 BB		0-0 F3		0-0 F5			0-0 F8		3	0	0	0	1	0	2									
George Foster, R OBP: 0.238, SLG: 0.463	0-0 FC6-4			0-0 3-1		0-0 F3			0-0 F4	4	0	0	0	0	0	1									
Darryl Strawberry, L OBP: 0.333, SLG: 0.526		0-0 L4		0-0 L6		0-3 K			0-0 F7	4	0	0	0	0	1	0									
Mookie Wilson, S OBP: 0.333, SLG: 0.364		0-0 4-3		0-0 6-3			0-0 4-3		0-0 1B	4	0	1	0	0	0	0									
Hubie Brooks, R OBP: 0.341, SLG: 0.361		4-0 BB			0-0 F8		0-0 F7		0-0 4-3	3	0	0	0	1	0	1									
John Gibbons, R OBP: 0.067, SLG: 0.067		0-3 K			0-0 1B		0-0 F7			3	0	1	0	0	1	1									
Ron Darling, R ERA: 3.94 Craig Swan, R ERA: 5.14 Danny Heep, L OBP: 0.250, SLG: 0.333 Dick Tidrow, R ERA: 8.53 Rusty Staub, L OBP: 0.500, SLG: 0.500 Ross Jones, R OBP: 0.333, SLG: 0.333			0-0 6-3		0-0 1B			0-0 FC6-4 1B		1	0	0	0	0	0	0									
Inning Stats	R: 0 E: 0 K: 1 S: 5	H: 0 LOB: 1 BB: 1 P: 9	R: 0 E: 0 K: 1 S: 5	H: 0 LOB: 1 BB: 1 P: 9	R: 0 E: 0 K: 0 S: 4	H: 1 LOB: 0 BB: 0 P: 4	R: 0 E: 0 K: 0 S: 3	H: 0 LOB: 0 BB: 0 P: 3	R: 0 E: 0 K: 1 S: 7	H: 2 LOB: 2 BB: 0 P: 7	R: 0 E: 0 K: 1 S: 5	H: 0 LOB: 0 BB: 0 P: 5	R: 0 E: 0 K: 0 S: 3	H: 0 LOB: 0 BB: 0 P: 3	R: 0 E: 0 K: 0 S: 4	H: 1 LOB: 1 BB: 0 P: 4	R: 0 E: 0 K: 0 S: 4	H: 1 LOB: 1 BB: 0 P: 4	1B: 5 2B: 0 3B: 0 HR: 0	SF: 0 SAC: 0 DP: 0 HBP: 0	WP: 0 PB: 0 CS: 0	PA: 34			
PITCHER	IP	WLS	BF	H	R	ER	SO	BB	IBB	HBP	BLK	WP	HR	S	P	ERA	WHIP								
Bryn Smith, R ERA: 2.49	9.0	W	34	5	0	0	4	2	0	0	0	0	0	40	48	0.00	0.778								

Montreal Expos @ New York Mets
Shea Stadium, Flushing, NY
Tue Apr 17 1984, 3:33 AM EST
Att: 46,636 - Unknown

AB	32
R	0
H	5
RBI	0
BB	2
SO	4
LOB	12



Batter	1	2	3	4	5	6	7	8	9	AB	R	H	RBI	BB	SO	LOB	TOP								
Pete Rose, S OBP: 0.426, SLG: 0.404 Derrel Thomas, S (8, FR) (8, 7)	0-0 6-3		0-0 BB 1B		4-0 E 1B BB	0-0 4-3		0-0 BB 1B		4	1	2	0	1	0	0									
Bryan Little, S OBP: 0.444, SLG: 0.474 (1, 4)	0-0 F5		4-0 1-2 BB		0-0 1-2 2-3 1B 1B	0-0 F7		4-0 1-2 BB		3	1	1	0	2	0	0									
Tim Raines, S OBP: 0.452, SLG: 0.558 (1, 8)	4-0 1B BB		0-3 K		0-0 L6		4-0 HR BB	0-0 F9		3	1	0	0	2	1	7									
Andre Dawson, R OBP: 0.345, SLG: 0.420 (1, 9)	0-0 1-3 1B		0-3 K		0-0 E6 HBP 1B BB		0-0 F2		0-0 G5-4-3 1B	5	1	2	0	0	1	5									
Gary Carter, R OBP: 0.407, SLG: 0.604 (1, 2)	0-0 F8			0-3 K	0-0 BB HBP 1B		0-0 1-H HR		0-0 F8	5	1	2	4	0	1	3									
Tim Lincecum, R OBP: 0.397, SLG: 0.558 (1, 5)		0-3 K		0-3 K	0-0 1-2 2-3 HBP		0-0 6-3		0-0 G5-4-3	4	0	0	0	0	2	1									
Terry Francona, L OBP: 0.395, SLG: 0.436 (1, 3)		0-0 4-3		0-3 K	4-0 1-2 2-3 3-H BB		0-0 F8			3	0	0	1	1	1	0									
Angel Salazar, R OBP: 0.188, SLG: 0.234 (1, 6)		0-0 F8			0-0 1B L6			0-3 K2-3		4	1	1	0	0	1	3									
Bill Gulkickson, R OBP: 0.167, SLG: 0.167 Greg Harris, S (3, 1)			0-3 K		0-0 G3	0-3 K				1	0	0	0	0	1	0									
Miguel Dilone, S OBP: 0.250, SLG: 0.250 Dan Schatzeder, L (5, 1)					1-2 BB					0	0	0	0	0	0	0									
Gary Lucas, L (8, 1)										2	0	0	0	0	2	0									
Inning Stats	R: 0 E: 0 K: 0 S: 4	H: 1 LOB: 2 BB: 1 P: 8	R: 0 E: 0 K: 1 S: 5	H: 0 LOB: 0 BB: 0 P: 5	R: 0 E: 0 K: 3 S: 10	H: 1 LOB: 2 BB: 1 P: 14	R: 0 E: 0 K: 3 S: 9	H: 0 LOB: 0 BB: 0 P: 9	R: 4 E: 1 K: 0 S: 7	H: 3 LOB: 3 BB: 2 P: 16	R: 0 E: 0 K: 1 S: 5	H: 0 LOB: 0 BB: 0 P: 5	R: 2 E: 0 K: 0 S: 4	H: 1 LOB: 0 BB: 1 P: 8	R: 0 E: 0 K: 2 S: 8	H: 1 LOB: 2 BB: 1 P: 12	R: 0 E: 0 K: 0 S: 3	H: 1 LOB: 0 BB: 0 P: 3	1B: 7 2B: 0 3B: 0 HR: 1	SF: 0 SAC: 0 DP: 1 HBP: 1	WP: 0 PB: 0 SB: 0 CS: 0	PA: 42			
PITCHER	IP	WLS	BF	H	R	ER	SO	BB	IBB	HBP	BLK	WP	HR	S	P	ERA	WHIP								
Dwight Gooden, R ERA: 4.73	(1, 1)	5.0	26	5	4	0	7	4	0	1	0	0	0	35	52	0.00	1.800								
Craig Swan, R ERA: 6.0	(6, 1)	2.0	8	1	2	2	1	1	0	0	0	0	1	9	13	9.00	1.000								
Jesse Orosco, L ERA:	(8, 1)	2.0	W	8	2	0	0	2	1	0	0	0	0	11	15	0.00	1.500								

Montreal Expos @ New York Mets
Shea Stadium, Flushing, NY
Thu Apr 19 1984, 3:33 AM EST
Att: 10,705 - Unknown

AB	35
R	6
H	8
RBI	5
BB	6
SO	10
LOB	20



Batter	1	2	3	4	5	6	7	8	9	AB	R	H	RBI	BB	SO	LOB	BOTTOM								
Wally Backman, S OBP: 0.432, SLG: 0.438 José Oquendo, S OBP: 0.229, SLG: 0.156 (9, 6)	0-0 S 1B 1B	0-0 E6 1B E		0-0 4-3		0-0 FC		0-0 5-3		5	2	1	0	0	0	2									
Ron Gardenhire, R OBP: 0.281, SLG: 0.287 (1, 6)	0-3 K	0-0 E8 1B		0-3 K			0-0			4	0	1	0	0	2	1									
Keith Hernandez, L OBP: 0.294, SLG: 0.255 (1, 3)	4-0 PB 2B BB		0-0 F7	0-3 K			0-0 F8			3	1	0	0	1	1	0									
George Foster, R OBP: 0.260, SLG: 0.531 (1, 7)	0-0 PB 2B 1B		0-0		0-0 4-3		0-0 F9			4	2	2	2	0	0	0									
Darryl Strawberry, L OBP: 0.360, SLG: 0.556 (1, 9)	0-0 4-3 2B		0-0 WP 2B		0-0 F9			0-0 1-3		4	0	2	2	0	0	0									
Mookie Wilson, S OBP: 0.317, SLG: 0.325 (1, 8)	0-0 4-3		0-0 F9		0-3 K			4-0 HR BB		3	1	0	0	1	1	2									
Hubie Brooks, R OBP: 0.367, SLG: 0.512 (1, 5)	0-0 F2		4-0 BB IBB		0-0 E4 SH3-4			0-0 HR		3	1	1	2	1	0	1									
John Gibbons, R OBP: 0.174, SLG: 0.050 (1, 2)		0-3 K	4-0 FC6 BB		0-0 F8			4-0 F7		3	0	0	0	1	1	1									
Dwight Gooden, R Craig Swan, R Jesse Orosco, R (8, 1)		0-0 F7	0-0 FC6		0-0 SH3-4			4-0 BB		2	0	0	0	0	0	3									
Inning Stats	R: 3 E: 0 K: 1 S: 8	H: 3 LOB: 1 BB: 1 P: 12	R: 1 E: 2 K: 1 S: 6	H: 1 LOB: 1 BB: 0 P: 6	R: 1 E: 0 K: 0 S: 5	H: 2 LOB: 3 BB: 2 P: 13	R: 0 E: 0 K: 2 S: 7	H: 0 LOB: 0 BB: 0 P: 7	R: 0 E: 1 K: 0 S: 4	H: 0 LOB: 1 BB: 0 P: 4	R: 0 E: 0 K: 0 S: 3	H: 0 LOB: 0 BB: 0 P: 3	R: 0 E: 0 K: 0 S: 4	H: 0 LOB: 1 BB: 2 P: 12	R: 2 E: 0 K: 0 S: 4	H: 1 LOB: 1 BB: 2 P: 12	R: 0 E: 0 K: 0 S: 3	H: 1 LOB: 0 BB: 0 P: 3	1B: 3 2B: 2 3B: 0 HR: 2	SF: 0 SAC: 1 DP: 0 HBP: 0	WP: 1 PB: 1 SB: 1 CS: 0	PA: 37			
PITCHER	IP	WLS	BF	H	R	ER	SO	BB	IBB	HBP	BLK	WP	HR	S	P	ERA	WHIP								
Bill Gulkickson, R ERA: 7.71	(1, 1)	2.2	17	6	5	4	2	2	1	0	0	0	0	8	30	13.50	3.000								
Greg Harris, R ERA: 2.57	(3, 1)	1.1	4	0	0	0	2	0	0	0	0	0	0	8	8	0.00	0.000								
Dan Schatzeder, L ERA: 5.4	(5, 1)	3.2	L	15	1	2	2	1	2	0	0	0	1	15	23	4.91	0.818								
Gary Lucas, L ERA: 6.0	(8, 1)	0.1	1	0	0	0	0	0	0	0	0	0	0	1	1	0.00	0.000								

Montreal Expos @ New York Mets
Shea Stadium, Flushing, NY
Thu Apr 19 1984, 3:33 AM EST
Att: 10,705 - Unknown


AB	31
R	7
H	7
RBI	6
BB	5
SO	5
LOB	10



Batter	1	2	3	4	5	6	7	8	9	10	AB	R	H	RBI	BB	SO	LOB	TOP
Ron Gardenhire, R OBP: 0.270, SLG: 0.235 (1.4)	FC1-6 BB 4-0		F8 1		F9 2-3			K 0-3		4-3 2	4	0	0	0	1	1	1	
José Oquendo, S OBP: 0.225, SLG: 0.139 (1.6)	FC1-6 4-3 1-2f		G1-5-3 2		F3 3			K 0-3		1B BB 4-0	4	1	0	0	1	1	2	
Keith Hernandez, L OBP: 0.321, SLG: 0.308 (1.3)	4-3 1-2		1B 3			5-3 1		2B 0-0		1B BLK 1-2 1B	5	1	3	0	0	0	1	
George Foster, R OBP: 0.291, SLG: 0.528 (1.7)	6-3 3		1B 0-0			L6 2		IBB 4-0		BLK 1B 0-0	4	0	2	1	1	0	1	
Daryl Strawberry, L OBP: 0.394, SLG: 0.531 (1.9)	S S 1B 0-0		F8 1			BB 4-0		3-1 0-0		F7 1-2 2-H 3-H 0-0	4	0	1	0	1	0	4	
Mookie Wilson, S OBP: 0.289, SLG: 0.295 (1.8)	6-3 1-2		F7 2			K 0-3			6-3 1		4	0	0	0	0	1	3	
Hubie Brooks, R OBP: 0.340, SLG: 0.468 (1.5)	L4 2-3		F8 3				F9 1		4-3 2		4	0	0	0	0	0	2	
Junior Ortiz, R OBP: 0.235, SLG: 0.188 (1.2)	L3 3				F9 SH1-4 1B 0-0		F9 2		K 0-3		4	0	1	0	0	1	1	
Tim Leary, R OBP: 0.400, SLG: 1.000 Doug Sisk, R OBP: 0.333, SLG: 0.333 Mike Fitzgerald, R OBP: 0.400, SLG: 0.250 Jesse Orosco, R (10.1)	HR 1-2		SH1-4 1B 0-0				6-3 3			L4 0-0	2	1	1	1	0	0	0	
Inning Stats	R: 0 E: 0 K: 0 S: 3	H: 0 LOB: 1 BB: 1 P: 7	R: 0 E: 0 K: 0 S: 4	H: 1 LOB: 1 BB: 0 P: 4	R: 1 E: 0 K: 0 S: 4	H: 2 LOB: 1 BB: 0 P: 4	R: 0 E: 0 K: 1 S: 5	H: 0 LOB: 1 BB: 1 P: 9	R: 0 E: 0 K: 2 S: 8	H: 1 LOB: 2 BB: 1 P: 12	R: 0 E: 0 K: 1 S: 5	H: 0 LOB: 0 BB: 0 P: 5	R: 2 E: 0 K: 0 S: 5	H: 2 LOB: 1 BB: 1 P: 9	1B: 6 2B: 1 3B: 0 HR: 1	SF: 0 SAC: 1 DP: 0 HBP: 0	WP: 0 PB: 0 SB: 2 CS: 0	PA: 41
PITCHER	IP 9.0	WLS 35	H 6	R 1	ER 1	SO 4	BB 2	IBB 0	HBP 0	BLK 0	WP 0	HR 1	S 40	P 52	ERA 1.00	WHIP 0.889		
Steve Carlton, L ERA: 2.28 Al Holland, L ERA: 3.6 (10.1)	1.0	L	6	2	2	2	0	1	0	0	1	0	0	5	9	18.00	3.000	

New York Mets @ Philadelphia Phillies
Veterans Stadium, Philadelphia, PA
Fri Apr 20 1984, 6:05 PM EST
Att: 24,096 - Unknown

AB 36
R 3
H 8
RBI 2
BB 4
SO 4
LOB 15



Batter	1	2	3	4	5	6	7	8	9	10	AB	R	H	RBI	BB	SO	LOB	BOTTOM
Juan Samuel, R OBP: 0.375, SLG: 0.354 (1.4)	1B SF8 1B 0-0		F9 2				1-3 3			K 0-3	5	1	2	0	0	1	1	
Len Matuszek, L OBP: 0.349, SLG: 0.351 Gary Maddox, R OBP: 0.316, SLG: 0.471 (10. PH)	G6-4-3 1B 1-3		6-3 3				K 0-3		1-3 1	K 0-3	4	0	1	0	0	1	1	
Mike Schmidt, R OBP: 0.373, SLG: 0.588 (1.5)	SF8 3-H				F7 1				4-3 1	K 0-3	4	0	1	1	0	1	0	
Joe Lefebvre, L OBP: 0.452, SLG: 0.514 (1.9)	G6-4-3 1-2f					FC6-4 1B 0-0		4-3 2		G6-3 IBB 4-0	3	0	1	0	1	0	1	
Glenn Wilson, R OBP: 0.294, SLG: 0.362 Greg Gross, L OBP: 0.500, SLG: 0.444 (9.7)		K 0-3			FC6-4 1B 1-2f			BLK BB 0-0		G6-3 1-2f	2	0	0	0	1	1	1	
Von Hayes, L OBP: 0.297, SLG: 0.444 (1.8)		E5 S 0-0						4-3 3			4	0	2	0	0	0	1	
Bo Diaz, R OBP: 0.341, SLG: 0.375 (1.2)		F8 1-2			F5 3			4-3 1-2			4	0	0	0	0	0	4	
Ivan De Jesus, R OBP: 0.340, SLG: 0.341 Tim Corcoran, L OBP: 0.429, SLG: 0.200 Luis Aguayo, R OBP: 0.400, SLG: 0.250 (10.6)									6-3 1		3	0	1	0	0	2	1	
Steve Carlton, L OBP: 0.111, SLG: 0.111 John Wockenfuss, R OBP: 0.588, SLG: 0.643 Al Holland, R (10.1)					F9 1				6-3 2		3	0	0	0	0	0	1	
Inning Stats	R: 1 E: 0 K: 0 S: 4	H: 2 LOB: 0 BB: 0 P: 4	R: 0 E: 1 K: 2 S: 8	H: 0 LOB: 1 BB: 0 P: 8	R: 0 E: 0 K: 0 S: 3	H: 0 LOB: 0 BB: 0 P: 3	R: 0 E: 0 K: 0 S: 5	H: 2 LOB: 2 BB: 0 P: 5	R: 0 E: 0 K: 2 S: 8	H: 1 LOB: 1 BB: 1 P: 8	R: 0 E: 0 K: 3 S: 9	H: 0 LOB: 0 BB: 0 P: 9	R: 0 E: 0 K: 3 S: 9	H: 0 LOB: 0 BB: 0 P: 9	1B: 5 2B: 3 3B: 0 HR: 0	SF: 1 SAC: 0 DP: 3 HBP: 0	WP: 0 PB: 0 SB: 2 CS: 0	PA: 39
PITCHER	IP 7.1	WLS 31	H 7	R 1	ER 1	SO 4	BB 1	IBB 0	HBP 0	BLK 1	WP 0	HR 0	S 37	P 45	ERA 1.23	WHIP 1.091		
Tim Leary, R ERA: 1.88 Doug Sisk, R ERA: Jesse Orosco, L ERA:	1.2	W	5	1	0	0	0	1	0	0	0	0	4	8	0.00	0.600		
1.0	S	3	0	0	0	3	0	0	0	0	0	0	9	9	0.00	0.000		

New York Mets @ Philadelphia Phillies
Veterans Stadium, Philadelphia, PA
Fri Apr 20 1984, 6:05 PM EST
Att: 24,096 - Unknown

AB 35
R 1
H 8
RBI 1
BB 3
SO 7
LOB 15



Batter	1	2	3	4	5	6	7	8	9	AB	R	H	RBI	BB	SO	LOB	TOP			
Wally Backman, S OBP: 0.390, SLG: 0.389	0-0 4-3		0-3 K		0-0 3-1			0-0 F8		4	0	0	0	0	1	2				
José Oquendo, S OBP: 0.205, SLG: 0.125 Dick Tidrow, R	0-0 F9		0-0 6-3		0-3 K			0-0 2-3		4	0	0	1	0	1	1				
Keith Hernandez, L OBP: 0.317, SLG: 0.291	0-0 4-3		0-0 BB		0-0 3-1			0-0 F8		3	0	0	0	1	0	0				
George Foster, R OBP: 0.271, SLG: 0.491		0-0 6-3	0-3 K		0-0 F9			0-0 1-3		4	0	0	0	0	1	2				
Darryl Strawberry, L OBP: 0.356, SLG: 0.509		0-3 K			0-0 F8			0-0 1-3		4	0	1	0	0	1	0				
Mookie Wilson, S OBP: 0.327, SLG: 0.375		0-0 S 1B			0-0 6-3 3B			0-3 K2-3		4	1	3	0	0	1	0				
Hubie Brooks, R OBP: 0.333, SLG: 0.451		0-3 K			0-0 6-3			0-0 L4		4	0	1	1	0	1	1				
Junior Ortiz, R OBP: 0.250, SLG: 0.167			4-0 PB 6-3 BB		0-0 6-3			0-0 4-3		2	1	0	0	1	0	0				
Mike Torrez, R Ed Lynch, R Ron Hodges, R Craig Swan, R Ross Jones, R			0-0 PB 1-2 1B		0-0 1-3			0-3 K		0	0	0	0	0	0	0				
Inning Stats	R: 0 E: 0 K: 0 S: 3	H: 0 LOB: 0 BB: 0 P: 3	R: 0 E: 0 K: 2 S: 8	H: 1 LOB: 1 BB: 0 P: 8	R: 1 E: 0 K: 2 S: 8	H: 1 LOB: 2 BB: 2 P: 16	R: 1 E: 0 K: 0 S: 4	H: 1 LOB: 0 BB: 0 P: 4	R: 0 E: 0 K: 1 S: 5	H: 0 LOB: 0 BB: 0 P: 5	R: 0 E: 0 K: 1 S: 5	H: 0 LOB: 0 BB: 0 P: 5	R: 0 E: 0 K: 1 S: 5	H: 0 LOB: 2 BB: 0 P: 5	R: 0 E: 0 K: 0 S: 5	H: 3 LOB: 2 BB: 0 P: 5	1B: 5 2B: 0 3B: 1 HR: 0	SF: 0 SAC: 0 DP: 0 HBP: 0	WP: 0 PB: 1 SB: 1 CS: 0	PA: 34
PITCHER John Denny, R ERA: 1.88	IP: 9.0 WLS: W BF: 34 H: 6 R: 2 ER: 1 SO: 7 BB: 2 IBB: 0 HBP: 0 BLK: 0 WP: 0 HR: 0 S: 46 P: 54 ERA: 1.00 WHIP: 0.889																			

New York Mets @ Philadelphia Phillies
Veterans Stadium, Philadelphia, PA
Sat Apr 21 1984, 3:33 AM EST
Att: 27,114 - Unknown

AB	32
R	2
H	6
RBI	2
BB	2
SO	7
LOB	6





Batter	1	2	3	4	5	6	7	8	9	AB	R	H	RBI	BB	SO	LOB	BOTTOM			
Juan Samuel, R OBP: 0.377, SLG: 0.346	4-0 1B BB		0-0 E7 2H 1B		0-0 5-3			0-3 K	0-0 F8	4	1	1	1	1	1	2				
Len Matuszek, L OBP: 0.333, SLG: 0.333	0-0 1B SF7 1B		0-0 F8				0-0 3-1	0-0 6-3	0-0 F8	5	1	1	0	0	0	1				
Mike Schmidt, R Kiko Garcia, R	0-0 1-3 2H 1B		0-3 K		0-0 HR 1B		0-0 F9	0-0 L4		4	1	2	1	0	1	0				
Joe Lefebvre, L OBP: 0.468, SLG: 0.538	0-0 SF7		0-0 4-3 1B		0-0 HR 1B		0-0 2B 1B	0-0 F9		4	2	3	1	0	0	0				
Glenn Wilson, R OBP: 0.263, SLG: 0.412	0-0 F9		0-0 4-3		0-0 HR		0-0 F3			4	1	1	3	0	0	2				
Von Hayes, L OBP: 0.341, SLG: 0.432		4-0 1B SF8 BB		0-0 F8		4-0 HR S BB		4-0 2B BB		1	3	0	0	3	0	1				
Bo Diaz, R Ozzie Virgil, R		0-0 SF8 E 1B		0-0 2-3		0-0 HR		0-0 F9 1B 2B		3	2	2	2	0	0	0				
Ivan De Jesus, R OBP: 0.333, SLG: 0.340		0-0 SF8		0-0 S 1B		0-0 5-3		0-0 F9		3	0	1	1	0	0	1				
John Denny, R OBP: 0.444, SLG: 0.444		0-0 K		0-0 5-3		0-0 L3		0-0 1B		4	0	1	1	0	1	2				
Inning Stats	R: 2 E: 0 K: 0 S: 4	H: 2 LOB: 1 BB: 1 P: 8	R: 2 E: 1 K: 1 S: 7	H: 2 LOB: 1 BB: 1 P: 11	R: 0 E: 0 K: 1 S: 6	H: 1 LOB: 1 BB: 0 P: 6	R: 0 E: 0 K: 0 S: 4	H: 1 LOB: 0 BB: 0 P: 4	R: 5 E: 0 K: 0 S: 7	H: 4 LOB: 0 BB: 1 P: 11	R: 0 E: 0 K: 1 S: 5	H: 0 LOB: 0 BB: 0 P: 5	R: 3 E: 0 K: 0 S: 6	H: 3 LOB: 1 BB: 1 P: 10	R: 0 E: 0 K: 0 S: 3	H: 0 LOB: 0 BB: 0 P: 3	1B: 10 2B: 1 3B: 0 HR: 2	SF: 2 SAC: 0 DP: 0 HBP: 0	WP: 0 PB: 0 SB: 0 CS: 0	PA: 40
PITCHER Mike Torrez, R Ed Lynch, R Craig Swan, R Dick Tidrow, R	IP: 1.0 WLS: L BF: 6 H: 4 R: 1 ER: 1 SO: 2 BB: 0 IBB: 0 HBP: 0 BLK: 0 WP: 0 HR: 0 S: 4 P: 12 ERA: 3.00 WHIP: 1.333																			

New York Mets @ Philadelphia Phillies
Veterans Stadium, Philadelphia, PA
Sat Apr 21 1984, 3:33 AM EST
Att: 27,114 - Unknown

AB	34
R	12
H	13
RBI	12
BB	4
SO	3
LOB	9



Batter	1	2	3	4	5	6	7	8	9	AB	R	H	RBI	BB	SO	LOB	TOP						
Wally Backman, S (1.4) OBP: 0.370, SLG: 0.366	0-0 4-3		0-0 FC5-4 1B		0-0 5-3		0-0 4-3	0-0 1-3		5	0	1	0	0	0	0	New York Mets @ Philadelphia Phillies Veterans Stadium, Philadelphia, PA Sun Apr 22 1984, 3:33 AM EST Att: 20,348 - Unknown AB 38 R 5 H 11 RBI 5 BB 2 SO 3 LOB 18 						
Ron Gardenhire, R (1.6) OBP: 0.286, SLG: 0.256	0-3 K		0-0 FC5-4 BB 1-2		0-0 1B HR 1B		0-0 1B 1B		0-0 L4	5	2	2	0	0	1	1							
Keith Hernandez, L (1.3) OBP: 0.323, SLG: 0.288	0-0 4-3		4-0 FC5-4 BB 1-2		0-0 L6		0-0 1B 1B		0-0 F8	4	1	1	0	1	0	1							
George Foster, R (1.7) OBP: 0.281, SLG: 0.484		0-0 F9	0-0 FC5-4 1-2		0-0 HR 1B		0-0 1B 1B		0-0 F9	5	1	2	1	0	0	2							
Darryl Strawberry, L (1.9) OBP: 0.397, SLG: 0.596		0-0 S 1B		0-0 FC5 1B	0-0 HR		0-0 FC5-4 1B			4	1	4	4	0	0	0							
Mookie Wilson, S (1.8) OBP: 0.340, SLG: 0.373	4-0 1-2 BB		0-0 FC5 1B		0-0 6-3		0-0 L6			3	0	1	0	1	0	2							
Hubie Brooks, R (1.5) OBP: 0.311, SLG: 0.418	0-0 F8		0-3 K		0-0 6-3		0-0 FC5-4 1-2			4	0	0	0	0	1	6							
John Gibbons, R (1.2) OBP: 0.148, SLG: 0.042	0-0 F8		0-0 FC5 1-2 2-3		0-0 1-3		0-0 F8			4	0	0	0	0	0	4							
Ron Darling, R (1.1) OBP: 0.308, SLG: 0.182			0-0 4-3		0-0 F3		0-0 K		0-0 F9	2	0	0	0	0	0	2							
Ron Hodges, L (6, PH) OBP: 0.333, SLG: 0.333										1	0	0	0	0	1	0							
Dick Tidrow, R (6, PH) OBP: 0.333, SLG: 0.333										0	0	0	0	0	0	0							
Rusty Staub, L (8, PH) OBP: 0.333, SLG: 0.333										1	0	0	0	0	0	0							
Doug Sisk, R (8, 1) OBP: 0.333, SLG: 0.333										0	0	0	0	0	0	0							
Inning Stats	R: 0 E: 0 K: 1 S: 5	H: 0 LOB: 0 BB: 0 P: 5	R: 0 E: 0 K: 0 S: 4	H: 1 LOB: 2 BB: 1 P: 8	R: 0 E: 0 K: 0 S: 4	H: 1 LOB: 2 BB: 1 P: 8	R: 0 E: 0 K: 1 S: 7	H: 2 LOB: 2 BB: 0 P: 7	R: 3 E: 0 K: 0 S: 6	H: 3 LOB: 0 BB: 0 P: 6	R: 0 E: 0 K: 1 S: 5	H: 0 LOB: 0 BB: 0 P: 5	R: 2 E: 0 K: 0 S: 7	H: 4 LOB: 2 BB: 0 P: 7	R: 0 E: 0 K: 0 S: 3	H: 0 LOB: 0 BB: 0 P: 3		R: 0 E: 0 K: 0 S: 3	H: 0 LOB: 0 BB: 0 P: 3	1B: 10 2B: 0 3B: 0 HR: 1	SF: 0 SAC: 0 DP: 0 HBP: 0	WP: 0 PB: 0 SB: 1 CS: 0	PA: 40
PITCHER	IP WLS BF H R ER SO BB IBB HBP BLK WP HR S P ERA WHIP																						
Charles Hudson, R (1.1) ERA: 4.43	6.1 W 31 10 5 5 3 2 0 0 0 0 1 35 43 7.11 1.895																						
Bill Campbell, R (7.1) ERA: 0.77	1.2 6 1 0 0 0 0 0 0 0 0 0 6 6 0.00 0.600																						
Al Holland, L (9.1) ERA: 3.27	1.0 3 0 0 0 0 0 0 0 0 0 0 3 3 0.00 0.000																						

Batter	1	2	3	4	5	6	7	8	9	AB	R	H	RBI	BB	SO	LOB	BOTTOM			
Juan Samuel, R (1.4) OBP: 0.379, SLG: 0.404	0-0 HR	0-0 S 2B 1B		0-0 L6		0-0 F8	0-0 E6 WP S HR			5	3	2	2	0	0	1	New York Mets @ Philadelphia Phillies Veterans Stadium, Philadelphia, PA Sun Apr 22 1984, 3:33 AM EST Att: 20,348 - Unknown AB 38 R 12 H 14 RBI 11 BB 5 SO 1 LOB 16 			
Len Matuszek, L (1.3) OBP: 0.340, SLG: 0.391	4-0 FC1-6 BB	0-3 K		0-0 F8		0-0 L3	0-0 HR			4	1	1	2	1	1	1				
Tim Corcoran, L (8.3) OBP: 0.429, SLG: 0.200							1-1 3-H HR			0	0	0	0	0	0	0				
Mike Schmidt, R (1.5) OBP: 0.400, SLG: 0.250	0-0 F9	0-0 1-H 2B		0-0 1B 1B		0-0 HR 1B	0-0 F7			5	1	3	1	0	0	1				
Luis Aquayo, R (9.5) OBP: 0.400, SLG: 0.250										0	0	0	0	0	0	0				
Joe Lefebvre, L (1.9) OBP: 0.481, SLG: 0.605	0-0 FC1-6 1-2	0-0 F7		0-0 1B 1B		0-0 HR 1B		4-0 G4-6-3 1B BB		4	1	2	2	1	0	2				
Glenn Wilson, R (1.7) OBP: 0.262, SLG: 0.389	0-0 FC5-4	4-0 BB		0-0 F8		0-0 L4		0-0 G4-6-3 1B		3	0	0	0	1	0	3				
Bill Campbell, R (7.1) OBP: 0.400, SLG: 0.250								1-2 G4-6-3 1B		0	0	0	0	0	0	0				
Sixto Lezcano, R (8, PH) OBP: 0.400, SLG: 0.250										1	0	1	0	0	0	0				
Al Holland, R (9.1) OBP: 0.455, SLG: 0.400										0	0	0	0	0	0	0				
Von Hayes, L (1.8) OBP: 0.348, SLG: 0.415		0-0 BLK 1B		0-0 3-1			4-0 3-1 S 1B BB	0-0 G4-6-3 1B 1-2 2-3		4	2	1	0	1	0	4				
Ozzie Virgil, R (1.2) OBP: 0.385, SLG: 0.750		4-0 2B BB		0-0 F7		0-0 F7		0-0 3-1 6-3		4	1	0	0	1	0	2				
Ivan De Jesus, R (1.6) OBP: 0.364, SLG: 0.392		0-0 1-3 2H 2B		0-0 6-3		0-0 1B		0-0 E WP 1B		4	2	3	2	0	0	0				
Charles Hudson, S (1.1) ERA: 5.57								3-H F7		3	1	1	2	0	0	1				
Greg Gross, L (7.7) ERA: 0.59		2-H 3-H 2B		0-0 F9		0-0 1-3				1	0	0	0	0	0	1				
Inning Stats	R: 1 E: 0 K: 0 S: 4	H: 1 LOB: 1 BB: 1 P: 8	R: 5 E: 0 K: 1 S: 10	H: 5 LOB: 2 BB: 2 P: 18	R: 0 E: 0 K: 0 S: 3	H: 0 LOB: 0 BB: 0 P: 3	R: 0 E: 0 K: 0 S: 5	H: 2 LOB: 2 BB: 0 P: 5	R: 0 E: 0 K: 0 S: 4	H: 1 LOB: 1 BB: 0 P: 4	R: 2 E: 0 K: 0 S: 5	H: 2 LOB: 0 BB: 0 P: 5	R: 4 E: 1 K: 0 S: 6	H: 2 LOB: 0 BB: 1 P: 10	R: 0 E: 0 K: 0 S: 3	H: 1 LOB: 1 BB: 1 P: 7	1B: 8 2B: 3 3B: 0 HR: 3	SF: 0 SAC: 0 DP: 1 HBP: 0	WP: 1 PB: 0 SB: 3 CS: 0	PA: 43
PITCHER	IP WLS BF H R ER SO BB IBB HBP BLK WP HR S P ERA WHIP																			
Ron Darling, R (1.1) ERA: 5.57	5.0 L 27 9 6 6 1 26 38 10.80 2.400																			
Dick Tidrow, R (6.1) ERA: 8.69	2.0 12 4 6 3 0 1 0 0 0 1 2 11 15 13.50 2.500																			
Doug Sisk, R (8.1) ERA: 0.59	1.0 4 1 0 0 0 0 1 0 0 0 0 0 3 7 0.00 2.000																			

Batter	1	2	3	4	5	6	7	8	9	AB	R	H	RBI	BB	SO	LOB	TOP										
Wally Backman, S (1,4) OBP: 0.373, SLG: 0.356	5-3		5-3	6-3		1-3 2-H 1B			FC4-6 BB	4	0	1	0	1	0	1											
Ron Gardenhire, R (1,6) OBP: 0.283, SLG: 0.256 Danny Heep, L (9, PH) OBP: 0.286, SLG: 0.357	5-3		F7			CS 1B			FC4-6 G1-6-3 1-2	4	0	1	0	0	0	0											
Keith Hernandez, L (1,3) OBP: 0.343, SLG: 0.290	4-3		2B 1B			FC1-4 BB 1-2			G1-6-3 1-2	3	1	1	0	2	0	1											
George Foster, R (1,7) OBP: 0.294, SLG: 0.500		F4	1B 2B			FC1-4 BB 1-2				4	1	2	0	0	0	1											
Darryl Strawberry, L (1,9) OBP: 0.403, SLG: 0.583		1B E BB	2-H 3-H 1B			F7				3	1	1	2	1	0	3											
Mookie Wilson, S (1,8) OBP: 0.333, SLG: 0.364		E8 1-H 1B	F7			1-3			F9	4	1	1	0	0	0	3											
Hubie Brooks, R (1,5) OBP: 0.308, SLG: 0.407		K				F3			F8	4	0	1	0	0	1	0											
Ron Hodges, L (1,2) OBP: 0.353, SLG: 0.154		E6				FC1-5 BB 1B			6-3	2	0	0	0	2	0	0											
Walt Terrell, L (1,1) OBP: 0.154, SLG: 0.083 Ed Lynch, R (6,1) OBP: 0.500, SLG: 0.500 Rusty Staub, L (6, PH) OBP: 0.286, SLG: 0.286 Craig Swan, R (8,1)		F7				FC1-5 1B			F9	3	0	0	0	0	1	4											
Inning Stats	R: 0 E: 0 K: 0 S: 3	H: 0 LOB: 0 BB: 0 P: 3	R: 2 E: 2 K: 1 S: 7	H: 1 LOB: 1 BB: 1 P: 11	R: 2 E: 0 K: 0 S: 6	H: 3 LOB: 1 BB: 0 P: 6	R: 0 E: 0 K: 1 S: 5	H: 0 LOB: 1 BB: 1 P: 9	R: 0 E: 0 K: 0 S: 4	H: 2 LOB: 2 BB: 1 P: 8	R: 0 E: 0 K: 0 S: 4	H: 1 LOB: 2 BB: 1 P: 8	R: 0 E: 0 K: 0 S: 3	H: 0 LOB: 0 BB: 0 P: 3	R: 0 E: 0 K: 0 S: 2	H: 0 LOB: 0 BB: 1 P: 6	1B: 7 2B: 1 3B: 0 HR: 0	SF: 0 SAC: 0 DP: 1 HBP: 0	WP: 0 PB: 0 SB: 0 CS: 1	PA: 39							
PITCHER	IP	WLS	BF	H	R	ER	SO	BB	IBB	HBP	BLK	WP	HR	S	P	ERA	WHIP										
Charlie Lea, R (1,1) ERA: 2.62	7.0	W	33	8	4	2	2	5	0	0	0	0	0	32	52	2.57	1.857										
Greg Harris, R (8,1) ERA: 2.25	1.0		4	0	0	0	0	1	0	0	0	0	0	3	7	0.00	1.000										
Gary Lucas, L (9,1) ERA: 4.7	1.0	S	2	0	0	0	0	0	0	0	0	0	0	2	2	0.00	0.000										

New York Mets @ Montreal Expos
Olympic Stadium, Montreal, QB
Mon Apr 23 1984, 3:33 AM EST
Att: 19,547 - Unknown

AB 33
R 4
H 8
RBI 2
BB 6
SO 2
LOB 14



Batter	1	2	3	4	5	6	7	8	9	AB	R	H	RBI	BB	SO	LOB	BOTTOM										
Pete Rose, S (1,7) OBP: 0.405, SLG: 0.365 Greg Harris, S (8,1) Gary Lucas, L (9,1)	4-3		1B SF8 1B						K	4	1	1	1	0	1	0											
Bryan Little, S (1,4) OBP: 0.456, SLG: 0.486	F8		1B 1-2 1B						BB	3	0	1	0	1	0	0											
Tim Raines, S (1,8) OBP: 0.436, SLG: 0.507	6-3		1-2 2-3 1B						F8	4	0	1	0	0	1	1											
Andre Dawson, R (1,9) OBP: 0.338, SLG: 0.443		6-3	SF8						F8	2	1	0	1	1	0	0											
Gary Carter, R (1,2) OBP: 0.403, SLG: 0.571			3-H F8						F7	2	1	0	0	1	0	2											
Tim Lincecum, R (1,5) OBP: 0.378, SLG: 0.582		G5-4-3 BB							F7	2	1	0	0	1	0	2											
Tim Lincecum, R (1,5) OBP: 0.378, SLG: 0.582		G5-4-3 1-2							K	4	1	1	3	0	1	1											
Terry Francona, L (1,3) OBP: 0.404, SLG: 0.451			2B 2B						F8	3	1	1	0	0	1	0											
Angel Salazar, R (1,6) OBP: 0.172, SLG: 0.228			2B 1B 2B						F8	3	1	1	1	0	0	0											
Charlie Lea, R (1,1) Derrel Thomas, S (7, PH) (8, 7)			B2-4						F9	2	0	0	0	0	1	1											
Inning Stats	R: 0 E: 0 K: 0 S: 3	H: 0 LOB: 0 BB: 0 P: 3	R: 3 E: 0 K: 0 S: 8	H: 5 LOB: 2 BB: 0 P: 8	R: 0 E: 0 K: 1 S: 5	H: 0 LOB: 0 BB: 0 P: 5	R: 0 E: 0 K: 1 S: 5	H: 0 LOB: 0 BB: 0 P: 5	R: 3 E: 0 K: 1 S: 6	H: 1 LOB: 1 BB: 1 P: 11	R: 0 E: 0 K: 1 S: 5	H: 0 LOB: 1 BB: 1 P: 9	R: 0 E: 0 K: 1 S: 5	H: 0 LOB: 0 BB: 0 P: 5	R: 0 E: 0 K: 1 S: 5	H: 0 LOB: 0 BB: 0 P: 5	1B: 3 2B: 2 3B: 0 HR: 1	SF: 1 SAC: 0 DP: 1 HBP: 1	WP: 0 PB: 0 SB: 0 CS: 0	PA: 33							
PITCHER	IP	WLS	BF	H	R	ER	SO	BB	IBB	HBP	BLK	WP	HR	S	P	ERA	WHIP										
Walt Terrell, R (1,1) ERA: 3.77	5.1	L	24	6	6	6	3	2	0	1	0	0	0	27	36	10.12	1.500										
Ed Lynch, R (6,1) ERA: 2.77	1.2		6	0	0	0	1	1	0	0	0	0	0	7	11	0.00	0.600										
Craig Swan, R (8,1) ERA: 9.69	1.0		3	0	0	0	1	0	0	0	0	0	0	5	5	0.00	0.000										

New York Mets @ Montreal Expos
Olympic Stadium, Montreal, QB
Mon Apr 23 1984, 3:33 AM EST
Att: 19,547 - Unknown

AB 28
R 6
H 6
RBI 6
BB 3
SO 5
LOB 5



Batter	1	2	3	4	5	6	7	8	9	AB	R	H	RBI	BB	SO	LOB	TOP								
Juan Samuel, R OBP: 0.383, SLG: 0.423	F9		K			5-3				5	1	2	2	0	1	0	Philadelphia Phillies @ New York Mets Shea Stadium, Flushing, NY Fri Apr 27 1984, 6:05 PM EST Att: 18,171 - Unknown								
Len Matuszek, L OBP: 0.344, SLG: 0.415	K				F8	L6				5	1	1	1	0	1	2									
Mike Schmidt, R OBP: 0.373, SLG: 0.541 Kiko Garcia, R	L3			G3		6-3		F9	L6	5	0	0	0	0	0	1									
Joe Lefebvre, L OBP: 0.466, SLG: 0.563		6-3		F3					K	4	0	1	1	1	1	0									
Glenn Wilson, R OBP: 0.307, SLG: 0.448									F3	5	2	2	0	0	0	1									
Von Hayes, L OBP: 0.377, SLG: 0.511										3	2	2	1	1	0	1									
Bo Diaz, R Ozzie Virgil, R OBP: 0.417, SLG: 0.773	F9									1	0	0	0	0	0	1									
Ivan De Jesus, R OBP: 0.358, SLG: 0.371			4-3			6-3				3	1	1	1	1	0	1									
John Denny, R OBP: 0.364, SLG: 0.364 Greg Gross, L OBP: 0.467, SLG: 0.500 Bill Campbell, R Tim Corcoran, L OBP: 0.500, SLG: 0.200 Al Holland, R	5-3					K				2	0	0	0	0	1	1									
										1	0	0	0	0	0	2									
										0	0	0	0	0	0	0									
										0	0	0	0	1	0	0									
										0	0	0	0	0	0	0									
Inning Stats	R: 0 E: 0 K: 1 S: 5	H: 0 LOB: 0 BB: 0 P: 5	R: 0 E: 0 K: 0 S: 4	H: 1 LOB: 1 BB: 0 P: 4	R: 0 E: 0 K: 1 S: 5	H: 0 LOB: 0 BB: 0 P: 5	R: 0 E: 0 K: 0 S: 3	H: 0 LOB: 0 BB: 0 P: 3	R: 1 E: 0 K: 0 S: 7	H: 2 LOB: 1 BB: 0 P: 7	R: 0 E: 0 K: 0 S: 3	H: 0 LOB: 0 BB: 0 P: 3	R: 1 E: 0 K: 0 S: 5	H: 3 LOB: 2 BB: 1 P: 9	R: 6 E: 1 K: 0 S: 7	H: 4 LOB: 4 BB: 4 P: 23	R: 0 E: 0 K: 1 S: 5	H: 0 LOB: 0 BB: 0 P: 5	1B: 5 2B: 4 3B: 1 HR: 0	SF: 0 SAC: 0 DP: 1 HBP: 0	WP: 0 PB: 1 SB: 2 CS: 0	PA: 41			
PITCHER	IP	WLS	BF	H	R	ER	SO	BB	IBB	HBP	BLK	WP	HR	S	P	ERA	WHIP								
Tim Leary, R ERA: 2.14	(1, 1)	6.2	26	6	2	2	3	1	0	0	0	0	0	31	35	2.70	1.050								
Doug Sisk, R ERA: 1.25	(7, 1)	1.0	L	8	3	5	3	0	2	0	0	0	0	6	14	27.00	5.000								
Dick Tidrow, R ERA: 9.31	(8, 1)	0.1		4	1	1	0	0	2	0	0	0	0	2	10	0.00	9.000								
Craig Swan, R ERA: 9.0	(9, 1)	1.0		3	0	0	1	0	0	0	0	0	0	5	5	0.00	0.000								

Batter	1	2	3	4	5	6	7	8	9	AB	R	H	RBI	BB	SO	LOB	BOTTOM								
Wally Backman, S OBP: 0.350, SLG: 0.321	F3		2-3							3	0	0	0	1	0	1	Philadelphia Phillies @ New York Mets Shea Stadium, Flushing, NY Fri Apr 27 1984, 6:05 PM EST Att: 18,171 - Unknown								
Ron Gardenhire, R OBP: 0.273, SLG: 0.235			F8							3	1	0	0	1	0	2									
Keith Hernandez, L OBP: 0.342, SLG: 0.324	E4							F8		4	1	2	0	0	0	1									
George Foster, R OBP: 0.299, SLG: 0.486	4-3									4	1	1	1	1	0	0									
Darryl Strawberry, L OBP: 0.382, SLG: 0.529	K									4	0	0	0	0	1	3									
Mookie Wilson, S OBP: 0.303, SLG: 0.328		L4								4	0	0	1	0	0	1									
Hubie Brooks, R OBP: 0.274, SLG: 0.358		6-3								4	0	0	0	0	0	1									
Junior Ortiz, R OBP: 0.240, SLG: 0.174		3-1								3	0	1	0	0	0	0									
Tim Leary, R OBP: 0.333, SLG: 0.833 Doug Sisk, R OBP: 0.333, SLG: 0.333 Dick Tidrow, R Mike Fitzgerald, R OBP: 0.286, SLG: 0.167 Craig Swan, R										1	0	0	0	0	1	0									
										0	0	0	0	0	0	0									
										0	0	0	0	0	0	0									
										1	0	0	0	1	0	0									
										0	0	0	0	0	0	0									
Inning Stats	R: 1 E: 1 K: 1 S: 6	H: 1 LOB: 1 BB: 1 P: 10	R: 0 E: 0 K: 0 S: 3	H: 0 LOB: 0 BB: 0 P: 3	R: 0 E: 0 K: 1 S: 5	H: 0 LOB: 0 BB: 0 P: 5	R: 2 E: 1 K: 0 S: 5	H: 1 LOB: 0 BB: 0 P: 5	R: 0 E: 0 K: 0 S: 4	H: 1 LOB: 1 BB: 0 P: 4	R: 0 E: 0 K: 0 S: 3	H: 1 LOB: 0 BB: 0 P: 3	R: 0 E: 0 K: 1 S: 5	H: 0 LOB: 1 BB: 1 P: 9	R: 0 E: 1 K: 0 S: 4	H: 0 LOB: 1 BB: 0 P: 4	1B: 2 2B: 2 3B: 0 HR: 0	SF: 0 SAC: 1 DP: 0 HBP: 0	WP: 0 PB: 0 SB: 0 CS: 0	PA: 34					
PITCHER	IP	WLS	BF	H	R	ER	SO	BB	IBB	HBP	BLK	WP	HR	S	P	ERA	WHIP								
John Denny, R ERA: 1.5	(1, 1)	6.0	23	4	3	0	2	1	0	0	0	0	0	26	30	0.00	0.833								
Bill Campbell, R ERA: 0.51	(7, 1)	1.0	W	3	0	0	0	0	0	0	0	0	0	3	3	0.00	0.000								
Al Holland, L ERA: 3.0	(8, 1)	2.0		8	0	0	1	1	0	0	0	0	0	9	13	0.00	0.500								



Batter	1	2	3	4	5	6	7	8	9	AB	R	H	RBI	BB	SO	LOB	TOP			
Juan Samuel, R (1,4) OBP: 0.384, SLG: 0.421	0-0 F9 S 1B		0-0 S 1B	0-3 K			0-0 F8		0-3 K	5	1	2	0	0	2	3				
Len Matuszek, L (1,3) OBP: 0.323, SLG: 0.386	0-0 F9 1-3		0-3 K		0-0 F7		0-0 4-3			4	0	0	0	0	1	2				
Mike Schmidt, R (1,5) OBP: 0.356, SLG: 0.513	0-3 K		0-0 F8 1-2		0-0 5-3			0-0 L4		4	0	0	0	0	1	2				
Joe Lefebvre, L (1,9) OBP: 0.468, SLG: 0.577	0-0 1-3		0-0 S 3B 1B		0-0 2B			0-3 K		4	1	2	1	0	1	1				
Glenn Wilson, R (1,7) OBP: 0.316, SLG: 0.479		0-0 BB 1B	0-0 1-H 3B		0-0 5-3			0-0 F8		4	0	2	1	0	0	1				
Von Hayes, L (1,8) OBP: 0.368, SLG: 0.480		4-0 S 1B BB	0-0 4-3		0-0 4-3			0-0 4-3		3	1	0	0	1	0	1				
Ozzie Virgil, R (1,2) OBP: 0.329, SLG: 0.731 Garry Maddox, R (9, PR) OBP: 0.370, SLG: 0.480 John Wockenfuss, R (9, 2) OBP: 0.458, SLG: 0.450	0-3 K 1-2		0-0 FC1-6 1B		0-0 F7			0-0 1B 1B		4	0	2	0	0	1	1	AB 36			
Ivan De Jesus, R (1,6) OBP: 0.352, SLG: 0.364	0-0 2-H 1B		0-3 K		0-0 4-3			0-0 F8		4	0	1	1	0	1	2	R 3			
Charles Hudson, S (1,1) OBP: 0.091, SLG: 0.182 Greg Gross, L (9, PH) OBP: 0.500, SLG: 0.533 Al Holland, R (9, 1)	0-0 F9		0-0 FC1-6 1-2		0-0 L3			0-0 1B		4	0	1	1	0	1	2	H 10			
										3	0	0	0	0	0	2	RBI 3			
										1	0	1	0	0	0	0	BB 1			
										0	0	0	0	0	0	0	SO 7			
																	LOB 15			
Inning Stats	R: 0 E: 0 K: 1 S: 6	H: 1 LOB: 1 BB: 0 P: 6	R: 1 E: 0 K: 1 S: 6	H: 2 LOB: 1 BB: 1 P: 10	R: 2 E: 0 K: 1 S: 8	H: 3 LOB: 1 BB: 0 P: 8	R: 0 E: 0 K: 0 S: 8	H: 1 LOB: 1 BB: 0 P: 8	R: 0 E: 0 K: 0 S: 4	H: 0 LOB: 0 BB: 0 P: 4	R: 0 E: 0 K: 0 S: 3	H: 0 LOB: 0 BB: 0 P: 3	R: 0 E: 0 K: 0 S: 5	H: 0 LOB: 0 BB: 0 P: 5	R: 0 E: 0 K: 1 S: 7	H: 2 LOB: 2 BB: 0 P: 7	1B: 8 2B: 1 3B: 1 HR: 0	SF: 0 SAC: 0 DP: 0 HBP: 0	WP: 0 PB: 0 SB: 3 CS: 0	PA: 37
PITCHER	IP WLS BF H R ER SO BB IBB HBP BLK WP HR S P ERA WHIP																			
Ron Darling, R (1,1) ERA: 5.14	7.0		29	8	3	3	5	1	0	0	0	0	0	0	38	42	3.86	1.286		
Ed Lynch, R (8,1) ERA: 2.4	2.0	W	8	2	0	0	2	0	0	0	0	0	0	0	12	12	0.00	1.000		

Philadelphia Phillies @ New York Mets
Shea Stadium, Flushing, NY
Sat Apr 28 1984, 3:33 AM EST
Att: 14,292 - Unknown

livebaseballscores.com
AB 36
R 3
H 10
RBI 3
BB 1
SO 7
LOB 15



Batter	1	2	3	4	5	6	7	8	9	AB	R	H	RBI	BB	SO	LOB	BOTTOM					
Wally Backman, S (1,4) OBP: 0.375, SLG: 0.327	0-0 CS 1B		4-0 F8 BB E BB		4-0 FC5-4 BB		0-0 F8			2	1	1	0	2	0	1						
José Oquendo, S (1,6) OBP: 0.213, SLG: 0.119 Rusty Staub, L (7, PH) OBP: 0.333, SLG: 0.444 Ed Lynch, R (8,1) OBP: 0.500, SLG: 0.500	0-3 K		4-0 E BB		0-0 FC5-4 1B 1-2		0-0 F3			2	0	0	0	1	1	2	R 3					
Keith Hernandez, L (1,3) OBP: 0.349, SLG: 0.333	0-0 1-2 1B		0-0 F8 2-3		0-0 1-3 1B			0-0 4-3		4	0	2	0	0	0	2	H 10					
George Foster, R (1,7) OBP: 0.284, SLG: 0.462	0-0 F9		0-0 F3 1-2 3-H		0-0 4-3			0-0 5-3		4	0	0	0	0	0	4	RBI 3					
Darryl Strawberry, L (1,9) OBP: 0.388, SLG: 0.563		4-0 E S 1B BB	0-0 L6		0-0 F7			0-0 HR		3	2	1	1	1	0	1	BB 4					
Mookie Wilson, S (1,8) OBP: 0.300, SLG: 0.324		0-0 5-3 1B		0-0 4-3		0-0 F8		0-0 F7		4	0	1	1	0	0	0	H 8					
Hubie Brooks, R (1,5) OBP: 0.273, SLG: 0.352		0-0 L3		0-0 F8		0-0 F9			0-0 2B 1B	4	1	1	0	0	0	1	RBI 3					
Ron Hodges, L (1,2) OBP: 0.300, SLG: 0.125 Mike Fitzgerald, R (9, PH) OBP: 0.250, SLG: 0.143	0-0 5-3		0-0 F8		0-0 F8			0-3 F2		3	0	0	0	0	0	1	BB 4					
Ron Darling, R (1,1) Danny Heep, L (7, PH) OBP: 0.375, SLG: 0.438 Ross Jones, R (8,6) OBP: 0.333, SLG: 0.400	0-3 K		0-0 F8		0-0 5-3			0-0 1B		1	0	1	0	0	0	0	SO 3					
										2	0	0	0	0	1	1	LOB 15					
										1	0	1	0	0	0	0						
										1	0	1	1	0	0	0						
Inning Stats	R: 0 E: 0 K: 1 S: 6	H: 2 LOB: 1 BB: 0 P: 6	R: 1 E: 0 K: 1 S: 6	H: 1 LOB: 1 BB: 1 P: 10	R: 1 E: 1 K: 0 S: 3	H: 0 LOB: 1 BB: 2 P: 11	R: 0 E: 0 K: 0 S: 3	H: 0 LOB: 0 BB: 0 P: 3	R: 0 E: 0 K: 0 S: 4	H: 0 LOB: 0 BB: 0 P: 3	R: 0 E: 0 K: 0 S: 3	H: 0 LOB: 0 BB: 0 P: 3	R: 0 E: 0 K: 0 S: 4	H: 1 LOB: 1 BB: 0 P: 4	R: 1 E: 0 K: 0 S: 4	H: 1 LOB: 0 BB: 0 P: 4	R: 1 E: 0 K: 1 S: 5	H: 2 LOB: 1 BB: 0 P: 5	1B: 6 2B: 1 3B: 0 HR: 1	SF: 0 SAC: 0 DP: 0 HBP: 0	WP: 0 PB: 0 SB: 1 CS: 1	PA: 36
PITCHER	IP WLS BF H R ER SO BB IBB HBP BLK WP HR S P ERA WHIP																					
Charles Hudson, R (1,1) ERA: 3.86	8.0		33	6	3	2	2	4	0	0	0	0	0	0	33	49	2.25	1.250				
Al Holland, L (9,1) ERA: 3.52	0.1	L	3	2	1	1	1	0	0	0	0	0	0	0	5	5	27.00	6.000				

Philadelphia Phillies @ New York Mets
Shea Stadium, Flushing, NY
Sat Apr 28 1984, 3:33 AM EST
Att: 14,292 - Unknown

livebaseballscores.com
AB 32
R 4
H 8
RBI 3
BB 4
SO 3
LOB 15



Batter	1	2	3	4	5	6	7	8	9	AB	R	H	RBI	BB	SO	LOB	TOP										
Juan Samuel, R OBP: 0.385, SLG: 0.420	0-0 2B 1B		0-0 6-3		0-0 1B 1B		0-0 G1-6-3		0-3 K	5	2	2	0	0	1	1	Philadelphia Phillies @ New York Mets Shea Stadium, Flushing, NY Sun Apr 29 1984, 3:33 AM EDT Att: 28,562 - Unknown										
Len Matuszek, L OBP: 0.348, SLG: 0.443 Bill Campbell, R (7, 1)	0-0 CS 1-H 2B		0-0 4-3		0-0 1B 1B		0-0 2B			4	0	3	2	0	0	0											
Mike Schmidt, R OBP: 0.374, SLG: 0.513	4-0 G3-6-3 2-3 BB		4-0 BB		0-0 1-2 1B		0-0 F9			2	0	1	0	2	0	1											
Joe Lefebvre, L OBP: 0.439, SLG: 0.536	0-0 G3-6-3 1-2		0-0 L6		0-0 4-3			0-3 K	4	0	0	0	0	1	4												
Glenn Wilson, R OBP: 0.313, SLG: 0.459		0-0 F8		0-3 K		0-0 1-4-3		4-0 BB	3	0	0	0	1	1	0												
Von Hayes, L OBP: 0.383, SLG: 0.491 Garry Maddox, R OBP: 0.357, SLG: 0.462 (8, PH)	0-0 1B 1B		0-0 CS 1B		0-0 F9		0-0 F7			3	0	2	0	0	0	0											
Ozzie Virgil, R OBP: 0.336, SLG: 0.700	0-0 1-2 1B		0-3 K 1-2		0-0 1B		0-3 K			4	0	2	0	0	2	2											
Ivan De Jesus, R OBP: 0.333, SLG: 0.343	0-0 F8		0-0 5-3		0-0 L5		0-3 K			4	0	0	0	0	1	3											
Jerry Koosman, R Kevin Gross, R Greg Gross, L OBP: 0.529, SLG: 0.533 (7, PH) Luis Aquayo, R OBP: 0.375, SLG: 0.167 (9, PH)	0-0 5-3		0-0 6-3		0-0 G1-6-3 BB		0-3 K			2	0	0	0	0	0	2											
Inning Stats	R: 1 E: 0 K: 0 S: 3	H: 2 LOB: 0 BB: 1 P: 7	R: 0 E: 0 K: 0 S: 5	H: 2 LOB: 2 BB: 0 P: 5	R: 0 E: 0 K: 2 S: 7	H: 1 LOB: 0 BB: 0 P: 7	R: 1 E: 0 K: 0 S: 6	H: 3 LOB: 2 BB: 0 P: 6	R: 0 E: 0 K: 0 S: 4	H: 1 LOB: 1 BB: 0 P: 4	R: 0 E: 0 K: 0 S: 3	H: 1 LOB: 1 BB: 1 P: 7	R: 0 E: 0 K: 2 S: 9	H: 0 LOB: 1 BB: 0 P: 11	R: 0 E: 0 K: 3 S: 9	H: 0 LOB: 0 BB: 0 P: 9		1B: 8 2B: 2 3B: 0 HR: 0	SF: 0 SAC: 0 DP: 2 HBP: 0	WP: 0 PB: 0 SB: 1 CS: 2	PA: 37						
PITCHER	IP	WLS	BF	H	R	ER	SO	BB	IBB	HBP	BLK	WP	HR	S	P	ERA	WHIP										
Walt Terrell, R ERA: 3.63	6.0	W	26	9	2	2	2	2	0	0	0	0	0	28	36	3.00	1.833										
Doug Sisk, R ERA: 1.17	1.0		4	1	0	0	0	1	0	0	0	0	0	3	7	0.00	2.000										
Jesse Orosco, L ERA:	2.0	S	7	0	0	0	5	1	0	0	0	0	0	16	20	0.00	0.500										

Batter	1	2	3	4	5	6	7	8	9	AB	R	H	RBI	BB	SO	LOB	BOTTOM										
Ron Gardenhire, R OBP: 0.267, SLG: 0.232	0-0 3-4-1 1B		0-0 5-3		0-0 E6 1B	0-0 FC6-4		0-0 5-3		5	1	1	0	0	0	3	Philadelphia Phillies @ New York Mets Shea Stadium, Flushing, NY Sun Apr 29 1984, 3:33 AM EDT Att: 28,562 - Unknown										
José Oquendo, S OBP: 0.196, SLG: 0.109	0-0 F7		0-0 E3 S BLK 1-3		0-0 F9		0-0 F9			4	1	0	0	0	2												
Keith Hernandez, L OBP: 0.356, SLG: 0.380	0-0 3-4-1 1-2		0-0 1-3		0-0 1-3 1B		0-0 HR			4	1	2	1	0	2												
George Foster, R OBP: 0.282, SLG: 0.451	0-0 1B 2H 1B		0-3 K 2H		0-0 F7		0-3 K			4	0	1	1	0	2	2											
Darryl Strawberry, L OBP: 0.405, SLG: 0.581	0-0 1-3 1B		0-0 E9 1B 2B		0-0 E S F8 1B	0-0 FC5-4 BB		0-0 F9		3	1	2	0	1	0	0											
Mookie Wilson, S OBP: 0.297, SLG: 0.319	0-0 L3		0-0 E S F8 1B		0-3 K		0-3 K			4	0	1	1	0	2	3											
Hubie Brooks, R OBP: 0.272, SLG: 0.338		4-0 B5-6-4 BB		0-0 F8 1-H	0-0 FC5-4 1B		0-0 E6 S E			3	2	0	0	1	0	2											
Mike Fitzgerald, R OBP: 0.250, SLG: 0.182		0-3 K		0-0 F7	0-0 F7		0-3 K			4	0	1	0	0	2	2											
Walt Terrell, L OBP: 0.133, SLG: 0.071 Rios Jones, R OBP: 0.333, SLG: 0.400 Rusty Staub, R OBP: 0.400, SLG: 0.500 Ron Darling, R OBP: 0.400, SLG: 0.500 Doug Sisk, R OBP: 0.333, SLG: 0.333 Jesse Orosco, R OBP: 1.000, SLG: 1.000	0-0 B5-6-4		0-0 K		0-3 K	0-0 FC6-4 1B		0-0 E7		2	0	0	0	0	1	1											
Inning Stats	R: 1 E: 0 K: 0 S: 6	H: 3 LOB: 2 BB: 0 P: 6	R: 0 E: 0 K: 1 S: 4	H: 0 LOB: 0 BB: 1 P: 8	R: 1 E: 1 K: 0 S: 4	H: 2 LOB: 0 BB: 0 P: 4	R: 0 E: 0 K: 1 S: 7	H: 1 LOB: 2 BB: 1 P: 11	R: 1 E: 0 K: 1 S: 6	H: 1 LOB: 0 BB: 0 P: 6	R: 1 E: 2 K: 2 S: 9	H: 1 LOB: 1 BB: 0 P: 9	1B: 8 2B: 1 3B: 0 HR: 1	SF: 0 SAC: 0 DP: 1 HBP: 0	WP: 0 PB: 0 SB: 3 CS: 0	PA: 37											
PITCHER	IP	WLS	BF	H	R	ER	SO	BB	IBB	HBP	BLK	WP	HR	S	P	ERA	WHIP										
Jerry Koosman, L ERA: 5.32	5.2	L	26	7	4	3	4	2	0	0	1	0	0	32	40	4.76	1.588										
Kevin Gross, R ERA: 0.79	0.1		2	1	0	0	0	0	0	0	0	0	0	2	2	0.00	3.000										
Bill Campbell, R ERA: 1.08	2.0		9	2	2	1	3	0	0	0	0	0	1	15	15	4.50	1.000										


Batter	1	2	3	4	5	6	7	8	9	AB	R	H	RBI	BB	SO	LOB	TOP																		
Bob Dernier, R OBP: 0.367, SLG: 0.317 (1, 8)										3	0	0	0	2	2	1	<p>Chicago Cubs @ New York Mets Shea Stadium, Flushing, NY Tue May 01 1984, 7:05 PM EDT Att: 13,906 - Unknown</p> <p>livebaseballscores.com</p> <p>AB 33 R 1 H 6 RBI 1 BB 6 SO 12 LOB 23</p>																		
23 Ryne Sandberg, R OBP: 0.330, SLG: 0.430 (1, 4)										5	0	1	0	0	3	4																			
Gary Matthews, R OBP: 0.459, SLG: 0.470 Dickie Noles, R (7, 1) Gary Woods, R (9, FH) OBP: 0.435, SLG: 0.619										4	1	1	0	0	2	3																			
Bill Buckner, L OBP: 0.290, SLG: 0.250 (1, 3)										4	0	1	0	0	0	2																			
Ron Cey, R OBP: 0.321, SLG: 0.480 (1, 5)										2	0	0	0	2	2	1																			
Mel Hall, L OBP: 0.360, SLG: 0.468 (1, 9)										3	0	2	1	1	0	2																			
Jody Davis, R OBP: 0.372, SLG: 0.377 (1, 2)										4	0	0	0	0	1	6																			
Larry Bowa, S OBP: 0.295, SLG: 0.321 (8, FH) Leon Durham, L OBP: 0.392, SLG: 0.443 Tom Verzyer, R OBP: 0.214, SLG: 0.214 (8, 6)										3	0	0	0	0	0	1																			
Dick Ruthven, R OBP: 0.385, SLG: 0.615 Tim Stoddard, R (6, 1) Richie Hebner, L OBP: 0.733, SLG: 1.000 (7, 7)										2	0	1	0	0	1	0																			
Inning Stats	R: 0 E: 0 K: 2 S: 7	H: 0 LOB: 1 BB: 1 P: 11	R: 0 E: 0 K: 1 S: 6	H: 1 LOB: 1 BB: 0 P: 6	R: 0 E: 0 K: 3 S: 9	H: 0 LOB: 0 BB: 0 P: 9	R: 0 E: 0 K: 1 S: 5	H: 0 LOB: 2 BB: 0 P: 13	R: 0 E: 0 K: 1 S: 6	H: 1 LOB: 1 BB: 0 P: 6	R: 1 E: 0 K: 1 S: 7	H: 2 LOB: 1 BB: 0 P: 7	R: 0 E: 0 K: 1 S: 5	H: 0 LOB: 2 BB: 2 P: 13	R: 0 E: 0 K: 2 S: 8	H: 1 LOB: 2 BB: 1 P: 12		R: 0 E: 0 K: 0 S: 4	H: 1 LOB: 1 BB: 0 P: 4	1B: 4 2B: 2 3B: 0 HR: 0	SF: 0 SAC: 0 DP: 0 HBP: 0	WP: 1 PB: 0 SB: 2 CS: 0	PA: 39												
PITCHER	IP WLS BF H R ER SO BB IBB HBP BLK WP HR S P ERA WHIP																																		
Dwight Gooden, R ERA: 2.63 Doug Sisk, R ERA: 1.04	(1, 1) (8, 1)	7.0 2.0	W 9	30 9	H 2	R 0	ER 0	SO 2	BB 1	IBB 0	HBP 0	BLK 0	WP 0	HR 0	S 45	P 65		ERA 1.29	WHIP 1.286																

Batter	1	2	3	4	5	6	7	8	9	AB	R	H	RBI	BB	SO	LOB	BOTTOM																		
Wally Backman, S OBP: 0.382, SLG: 0.328 (1, 4)										3	1	1	0	1	0	2	<p>Chicago Cubs @ New York Mets Shea Stadium, Flushing, NY Tue May 01 1984, 7:05 PM EDT Att: 13,906 - Unknown</p> <p>livebaseballscores.com</p> <p>AB 31 R 8 H 11 RBI 7 BB 4 SO 2 LOB 12</p>																		
José Oquendo, S OBP: 0.189, SLG: 0.104 Rusty Staub, L OBP: 0.455, SLG: 0.545 Ron Gardenhire, R OBP: 0.262, SLG: 0.228 (7, 6)										2	0	0	0	0	0	1																			
Keith Hernandez, L OBP: 0.363, SLG: 0.422 (1, 3)										4	1	2	2	0	0	1																			
George Foster, R OBP: 0.281, SLG: 0.442 (1, 7)										4	2	1	0	0	1	1																			
Darryl Strawberry, L OBP: 0.432, SLG: 0.636 (1, 9)										3	1	3	1	1	0	0																			
Mookie Wilson, S OBP: 0.295, SLG: 0.307 (1, 8)										3	1	0	0	1	0	3																			
Hubie Brooks, R OBP: 0.282, SLG: 0.346 (1, 5)										4	0	2	2	0	0	1																			
Mike Fitzgerald, R OBP: 0.313, SLG: 0.214 (1, 2)										3	1	1	0	1	1	1																			
Dwight Gooden, R Doug Sisk, R (1, 1) (8, 1)										2	0	0	1	0	0	1																			
Inning Stats	R: 0 E: 0 K: 0 S: 2	H: 0 LOB: 0 BB: 1 P: 6	R: 0 E: 0 K: 1 S: 6	H: 1 LOB: 0 BB: 0 P: 6	R: 0 E: 0 K: 1 S: 5	H: 0 LOB: 0 BB: 0 P: 5	R: 0 E: 0 K: 0 S: 3	H: 0 LOB: 0 BB: 0 P: 3	R: 0 E: 0 K: 0 S: 2	H: 0 LOB: 0 BB: 1 P: 6	R: 7 E: 2 K: 0 S: 10	H: 7 LOB: 2 BB: 2 P: 18	R: 1 E: 0 K: 0 S: 5	H: 2 LOB: 1 BB: 0 P: 5	R: 0 E: 0 K: 0 S: 3	H: 1 LOB: 0 BB: 0 P: 3		1B: 7 2B: 3 3B: 0 HR: 1	SF: 1 SAC: 0 DP: 2 HBP: 0	WP: 0 PB: 0 SB: 0 CS: 1	PA: 36														
PITCHER	IP WLS BF H R ER SO BB IBB HBP BLK WP HR S P ERA WHIP																																		
Dick Ruthven, R ERA: 5.35 Tim Stoddard, R ERA: 2.53 Dickie Noles, R ERA: 7.0	(1, 1) (6, 1) (7, 1)	5.1 0.2 2.0	L 5	23 5	H 1	R 1	ER 1	SO 0	BB 0	IBB 2	HBP 0	BLK 0	WP 0	HR 0	S 25	P 33		ERA 10.12	WHIP 1.688																

Batter	1	2	3	4	5	6	7	8	9	AB	R	H	RBI	BB	SO	LOB	TOP			
Bob Dernier, R OBP: 0.377, SLG: 0.333 (1, 8)										4	1	2	0	0	0	0				
23 Ryne Sandberg, R OBP: 0.337, SLG: 0.444 (1, 4)										4	1	2	0	0	1	1				
Gary Matthews, R OBP: 0.449, SLG: 0.449 Henry Cotto, R OBP: 0.314, SLG: 0.226 (1, 7) (9, 7)										3	0	0	0	1	0	2				
Leon Durham, L OBP: 0.370, SLG: 0.446 (1, 3)										4	1	2	1	0	0	2				
Ron Cey, R OBP: 0.318, SLG: 0.462 (1, 5)										3	0	0	0	1	1	3				
Mel Hall, L OBP: 0.333, SLG: 0.431 Lee Smith, R (8, 1)										4	0	0	0	0	1	3				
Jody Davis, R OBP: 0.378, SLG: 0.384 (1, 2)										4	0	2	0	0	2	1				
Larry Bowa, S OBP: 0.281, SLG: 0.305 Richie Hebner, L OBP: 0.688, SLG: 0.917 Tom Verzyr, R OBP: 0.214, SLG: 0.214 (1, 6) (9, PH) (9, 6)										3	0	0	0	0	1	2				
Chuck Rainey, R OBP: 0.200, SLG: 0.111 Warren Brusstar, R OBP: 0.417, SLG: 0.591 (1, 1) (6, 1) (8, 9)										2	0	0	0	0	0	1				
Inning Stats	R: 0 E: 0 K: 1 S: 6	H: 1 LOB: 2 BB: 1 P: 10	R: 0 E: 0 K: 2 S: 8	H: 1 LOB: 1 BB: 0 P: 8	R: 3 E: 1 K: 1 S: 8	H: 3 LOB: 1 BB: 1 P: 12	R: 0 E: 0 K: 0 S: 3	H: 0 LOB: 0 BB: 0 P: 3	R: 0 E: 0 K: 1 S: 6	H: 1 LOB: 1 BB: 0 P: 6	R: 0 E: 0 K: 0 S: 3	H: 0 LOB: 0 BB: 0 P: 3	R: 0 E: 0 K: 0 S: 4	H: 1 LOB: 1 BB: 0 P: 4	R: 0 E: 0 K: 2 S: 7	H: 0 LOB: 0 BB: 0 P: 7	1B: 7 2B: 1 3B: 0 HR: 0	SF: 0 SAC: 0 DP: 1 HBP: 0	WP: 0 PB: 0 SB: 3 CS: 0	PA: 36
PITCHER	IP: 5.0 WLS: 22 BF: 6 H: 3 R: 3 ER: 3 SO: 4 BB: 2 IBB: 0 HBP: 0 BLK: 2 WP: 0 HR: 0 S: 28 P: 36 ERA: 5.40 WHIP: 1.600	IP: 4.0 WLS: 14 BF: 2 H: 0 R: 0 ER: 0 SO: 3 BB: 0 IBB: 0 HBP: 0 BLK: 0 WP: 0 HR: 0 S: 20 P: 20 ERA: 0.00 WHIP: 0.500	PITCHER																	

Chicago Cubs @ New York Mets
Shea Stadium, Flushing, NY
Wed May 02 1984, 7:05 PM EDT
Att: 11,059 - Unknown


AB	34
R	3
H	8
RBI	1
BB	2
SO	7
LOB	15



Batter	1	2	3	4	5	6	7	8	9	AB	R	H	RBI	BB	SO	LOB	BOTTOM				
Wally Backman, S OBP: 0.397, SLG: 0.328 (1, 4)										3	1	1	0	2	1	2					
José Oquendo, S OBP: 0.193, SLG: 0.115 Rusty Staub, L OBP: 0.500, SLG: 0.545 Ron Gardenhire, R OBP: 0.262, SLG: 0.228 (1, 6) (9, PH) (9, PR)										4	0	1	0	0	0	2					
Keith Hernandez, L OBP: 0.354, SLG: 0.407 (1, 3)										3	0	0	1	1	0	1					
George Foster, R OBP: 0.290, SLG: 0.478 (1, 7)										4	2	2	1	0	0	2					
Darryl Strawberry, L OBP: 0.446, SLG: 0.638 (1, 9)										3	0	2	0	1	0	0					
Mookie Wilson, S OBP: 0.293, SLG: 0.304 (1, 8)										4	0	1	0	0	0	5					
Hubie Brooks, R OBP: 0.292, SLG: 0.366 (1, 5)										4	0	2	1	0	1	2					
Mike Fitzgerald, R OBP: 0.350, SLG: 0.278 (1, 2)										4	0	2	0	0	0	2					
Tim Leary, R OBP: 0.333, SLG: 0.833 Ron Hodges, L OBP: 0.286, SLG: 0.116 Ed Lynch, R OBP: 0.333, SLG: 0.333 Danny Heep, L OBP: 0.412, SLG: 0.588 (1, 1) (5, PH) (6, 1) (9, PH)										0	0	0	0	0	0	0					
Inning Stats	R: 0 E: 0 K: 0 S: 3	H: 2 LOB: 1 BB: 0 P: 4	R: 0 E: 0 K: 0 S: 4	H: 1 LOB: 0 BB: 0 P: 4	R: 1 E: 0 K: 0 S: 6	H: 3 LOB: 2 BB: 0 P: 6	R: 1 E: 0 K: 0 S: 4	H: 1 LOB: 3 BB: 3 P: 16	R: 0 E: 0 K: 2 S: 8	H: 2 LOB: 1 BB: 0 P: 8	R: 1 E: 0 K: 0 S: 4	H: 1 LOB: 0 BB: 0 P: 4	R: 0 E: 0 K: 1 S: 5	H: 0 LOB: 0 BB: 0 P: 5	R: 1 E: 0 K: 0 S: 2	H: 1 LOB: 2 BB: 2 P: 10	1B: 9 2B: 1 3B: 1 HR: 1	SF: 1 SAC: 1 DP: 0 HBP: 0	WP: 2 PB: 0 SB: 0 CS: 2	PA: 39	
PITCHER	IP: 5.0 WLS: 24 BF: 8 H: 2 R: 2 ER: 2 SO: 0 BB: 3 IBB: 0 HBP: 0 BLK: 0 WP: 2 HR: 0 S: 21 P: 33 ERA: 3.60 WHIP: 2.200	IP: 2.0 WLS: 8 BF: 3 H: 1 R: 1 ER: 1 SO: 2 BB: 0 IBB: 0 HBP: 0 BLK: 0 WP: 0 HR: 1 S: 12 P: 12 ERA: 4.50 WHIP: 1.500	IP: 1.1 WLS: 7 BF: 1 H: 1 R: 1 ER: 1 SO: 1 BB: 2 IBB: 0 HBP: 0 BLK: 0 WP: 0 HR: 0 S: 7 P: 15 ERA: 6.75 WHIP: 0.750	PITCHER																	

Chicago Cubs @ New York Mets
Shea Stadium, Flushing, NY
Wed May 02 1984, 7:05 PM EDT
Att: 11,059 - Unknown

AB	32
R	4
H	12
RBI	3
BB	5
SO	3
LOB	17



Batter	1	2	3	4	5	6	7	8	9	AB	R	H	RBI	BB	SO	LOB	TOP				
Kevin Bass, S (1,9) OBP: 0.304, SLG: 0.408	4-3		1B			F7			L4	4	0	1	0	0	0	1					
Craig Reynolds, L (1,6) Tim Tolman, R (9,PH) OBP: 0.274, SLG: 0.448 OBP: 0.143, SLG: 0.143	F9		1-3			F3			F9	3	0	0	0	0	0	1					
Jose Cruz, L (1,7) OBP: 0.410, SLG: 0.419	K			4-3				L5		4	0	1	0	0	1	0					
Jerry Mumphy, S (1,8) OBP: 0.367, SLG: 0.333		BB		F8				K		3	0	0	0	1	1	2					
Enos Cabell, R (1,3) OBP: 0.263, SLG: 0.353	F8			CS 1B				6-3		3	0	1	0	0	0	1					
Phil Garner, R (1,5) OBP: 0.260, SLG: 0.235	F7			CS 1-2	6-3			K		3	0	0	0	0	1	1					
Bill Doran, S (1,4) OBP: 0.205, SLG: 0.241	F8				4-3			F8		3	0	0	0	0	0	1					
Mark Bailey, S (1,2) OBP: 0.364, SLG: 0.300			L6			F5		F8		3	0	0	0	0	0	0					
Bob Knepper, L (1,1) Terry Puhl, L (9,PH) OBP: 0.344, SLG: 0.357			K					K		2	0	0	0	0	2	0					
									1B BB	0	0	0	0	1	0	0					
Inning Stats	R: 0 E: 0 K: 1 S: 5	H: 0 LOB: 0 BB: 0 P: 5	R: 0 E: 0 K: 0 S: 3	H: 0 LOB: 1 BB: 1 P: 7	R: 0 E: 0 K: 1 S: 6	H: 1 LOB: 1 BB: 0 P: 6	R: 0 E: 0 K: 0 S: 3	H: 1 LOB: 0 BB: 0 P: 3	R: 0 E: 0 K: 1 S: 5	H: 0 LOB: 0 BB: 0 P: 5	R: 0 E: 0 K: 1 S: 5	H: 0 LOB: 0 BB: 0 P: 5	R: 0 E: 0 K: 1 S: 5	H: 0 LOB: 0 BB: 0 P: 5	R: 0 E: 0 K: 0 S: 4	H: 1 LOB: 2 BB: 1 P: 8	1B: 3 2B: 0 3B: 0 HR: 0	SF: 0 SAC: 0 DP: 0 HBP: 0	WP: 0 PB: 0 SB: 0 CS: 1	PA: 32	
PITCHER	IP	WLS	BF	H	R	ER	SO	BB	IBB	HBP	BLK	WP	HR	S	P	ERA	WHIP				
Ron Darling, R (1,1) ERA: 4.0	8.0	W	27	2	0	0	5	2	0	0	0	0	0	35	43	0.00	0.500				
Jesse Orosco, L (9,1) ERA:	1.0	S	4	1	0	0	0	0	0	0	0	0	0	4	4	0.00	1.000				

Houston Astros @ New York Mets
Shea Stadium, Flushing, NY
Fri May 04 1984, 7:05 PM EDT
Att: 9,717 - Unknown

AB 29
R 0
H 3
RBI 0
BB 2
SO 5
LOB 8



Batter	1	2	3	4	5	6	7	8	9	AB	R	H	RBI	BB	SO	LOB	BOTTOM				
Ron Gardenhire, R (1,4) OBP: 0.246, SLG: 0.213	6-3		5-3			E6 SH1-4 1B		F5		4	1	0	0	0	0	0					
José Oquendo, S (1,6) OBP: 0.183, SLG: 0.109	6-3		F8			SH1-4		6-3		3	0	0	0	0	0	0					
Keith Hernandez, L (1,3) OBP: 0.354, SLG: 0.404	E6 FC4		L6			1B				3	0	1	1	0	0	0					
George Foster, R (1,7) OBP: 0.302, SLG: 0.478	FC4			1-6 1B		2H 1B				2	0	1	0	1	0	1					
Darryl Strawberry, L (1,9) OBP: 0.432, SLG: 0.614			F3		K	9-3				3	0	0	0	0	1	3					
Mookie Wilson, S (1,8) OBP: 0.282, SLG: 0.293		6-3		1-6 1-2		1-2		6-3		3	0	0	0	0	0	1					
Hubie Brooks, R (1,5) OBP: 0.304, SLG: 0.412					5-3					3	1	2	1	0	0	0					
Mike Fitzgerald, R (1,2) OBP: 0.348, SLG: 0.286						G6-4-3 1B		G6-4-3		3	0	1	0	0	0	1					
Ron Darling, R (1,1) Jesse Orosco, R (9,1) OBP: 1.000, SLG: 1.000		4-3						F7		3	0	0	0	0	1	1					
										0	0	0	0	0	0	0					
Inning Stats	R: 0 E: 1 K: 0 S: 4	H: 0 LOB: 1 BB: 0 P: 4	R: 1 E: 0 K: 0 S: 5	H: 2 LOB: 1 BB: 0 P: 5	R: 0 E: 0 K: 0 S: 3	H: 0 LOB: 0 BB: 0 P: 3	R: 0 E: 0 K: 1 S: 5	H: 1 LOB: 0 BB: 0 P: 5	R: 0 E: 1 K: 0 S: 3	H: 0 LOB: 0 BB: 0 P: 3	R: 1 E: 1 K: 0 S: 4	H: 1 LOB: 1 BB: 1 P: 8	R: 0 E: 0 K: 0 S: 3	H: 1 LOB: 0 BB: 0 P: 3	R: 0 E: 0 K: 0 S: 3	H: 0 LOB: 0 BB: 0 P: 3	1B: 4 2B: 2 3B: 0 HR: 1	SF: 0 SAC: 1 DP: 3 HBP: 0	WP: 0 PB: 0 SB: 0 CS: 0	PA: 29	
PITCHER	IP	WLS	BF	H	R	ER	SO	BB	IBB	HBP	BLK	WP	HR	S	P	ERA	WHIP				
Bob Knepper, L (1,1) ERA: 2.2	8.0	L	29	5	2	1	2	0	1	0	0	0	1	32	36	1.12	0.625				

Houston Astros @ New York Mets
Shea Stadium, Flushing, NY
Fri May 04 1984, 7:05 PM EDT
Att: 9,717 - Unknown


AB 27
R 2
H 5
RBI 2
BB 1
SO 2
LOB 7



Batter	1	2	3	4	5	6	7	8	9	AB	R	H	RBI	BB	SO	LOB	TOP										
Kevin Bass, S OBP: 0.310, SLG: 0.407 (1, 9)	0-0 4-3		0-0 F8		0-0 G4-6-3 1B		0-0 F7	0-0 6-3 1B		5	1	2	2	0	0	0											
Craig Reynolds, L OBP: 0.254, SLG: 0.413 (1, 6)	0-0 F8			0-0 F9	0-0 G4-6-3		0-0 F8	0-0 6-3		5	0	0	0	0	0	4											
Jose Cruz, L OBP: 0.418, SLG: 0.473 Dave Smith, R (8, 1)	0-3 K			0-0 F7		0-0 HR	0-0 1B	0-0 2B	0-0 1B	5	2	3	3	0	1	0											
Jerry Mumphy, S OBP: 0.369, SLG: 0.370 (1, 8)		0-0 F7		0-0 F8		0-0 HR	0-0 2B	0-0 6-3		5	1	2	2	0	0	1											
Enos Cabell, R OBP: 0.279, SLG: 0.385 (1, 3)		0-3 K			0-0 1B	0-0 2B	0-0 1-3		0-0 3-1	5	1	2	0	0	1	1											
Phil Garner, R OBP: 0.282, SLG: 0.239 (1, 5)		4-0 BB			0-0 1B	0-0 5-3		0-0 SH	0-3 K	3	2	1	0	1	1	1											
Bill Doran, S OBP: 0.216, SLG: 0.232 (1, 4)		0-0 G3			4-0 1B	0-0 L6		4-0 SF8	0-0 5-3	3	2	0	0	2	0	2											
Mark Bailey, S OBP: 0.429, SLG: 0.333 Bill Dawley, R (6, 1)			0-0 F5		0-0 1B	1-0 HBP		0-0 SH		2	0	1	2	0	0	0											
Tony Scott, S OBP: 0.429, SLG: 0.200 (8, 7)				0-0 1B	1-3 2H			0-0 6-3	0-0 1B	0	0	0	0	0	0	0											
Mike Scott, R OBP: 0.143, SLG: 0.286 Terry Puhl, L OBP: 0.333, SLG: 0.345 Michael LaCoss, R (5, 1)			0-3 K		0-0 F7	0-0 F7		0-0 SF8		1	0	0	0	0	1	0											
Harry Spilman, L OBP: 0.250, SLG: 0.200 (6, 2)								2-3 3H		1	0	0	0	0	0	2											
Inning Stats	R: 0 E: 0 K: 1 S: 5	H: 0 LOB: 0 BB: 0 P: 5	R: 0 E: 0 K: 1 S: 5	H: 0 LOB: 1 BB: 1 P: 9	R: 0 E: 0 K: 1 S: 5	H: 0 LOB: 0 BB: 0 P: 5	R: 0 E: 0 K: 0 S: 3	H: 0 LOB: 0 BB: 0 P: 3	R: 3 E: 0 K: 0 S: 6	H: 4 LOB: 1 BB: 1 P: 10	R: 2 E: 0 K: 0 S: 6	H: 3 LOB: 2 BB: 0 P: 7	R: 1 E: 0 K: 0 S: 5	H: 2 LOB: 1 BB: 0 P: 5	R: 4 E: 0 K: 0 S: 6	H: 2 LOB: 1 BB: 1 P: 11	R: 0 E: 0 K: 1 S: 5	H: 0 LOB: 0 BB: 0 P: 5	1B: 7 2B: 2 3B: 0 HR: 2	SF: 1 SAC: 1 DP: 1 HBP: 2	WP: 0 PB: 0 SB: 0 CS: 0	PA: 43					
PITCHER	IP	WLS	BF	H	R	ER	SO	BB	IBB	HBP	BLK	WP	HR	S	P	ERA	WHIP										
Walt Terrell, R ERA: 4.08 (1, 1)	5.0		21	5	4	4	3	2	0	0	0	0	1	25	33	7.20	1.400										
Ed Lynch, R ERA: 2.51 (6, 1)	1.2		10	4	2	2	0	0	0	1	0	0	1	9	10	10.80	2.400										
Doug Sisk, R ERA: 1.02 (7, 1)	0.1		1	0	0	0	0	0	0	0	0	0	0	1	1	0.00	0.000										
Jesse Orosco, L ERA: 2.77 (8, 1)	1.0	L	8	2	4	4	0	1	0	1	0	0	0	6	11	36.00	3.000										
Dick Tidrow, R ERA: 8.44 (9, 1)	1.0		3	0	0	0	1	0	0	0	0	0	0	5	5	0.00	0.000										

Houston Astros @ New York Mets
Shea Stadium, Flushing, NY
Sat May 05 1984, 7:05 PM EDT
Att: 16,895 - Unknown


AB 36
R 10
H 11
RBI 10
BB 3
SO 4
LOB 13



Batter	1	2	3	4	5	6	7	8	9	AB	R	H	RBI	BB	SO	LOB	BOTTOM										
Wally Backman, S OBP: 0.385, SLG: 0.308 (1, 4)	4-0 1B	0-0 6-3			0-3 K	0-0 G6-4-3		0-0 FC4-6		4	1	0	0	1	1	2											
José Quiñero, S OBP: 0.185, SLG: 0.117 (1, 6)	0-0 1B		0-3 K		0-0 L4	0-0 F8		0-0 F7		5	1	1	0	0	1	1											
Keith Hernandez, L OBP: 0.369, SLG: 0.430 Ross Jones, R OBP: 0.333, SLG: 0.400 Danny Heep, L OBP: 0.389, SLG: 0.556 (8, 3)	0-0 FC4-6		0-0 F7		0-0 1B		0-0 BB	0-0 4-3		4	2	3	1	0	0	0											
George Foster, R OBP: 0.297, SLG: 0.469 (1, 7)	0-0 SF8		0-0 6-3		0-0 1B	1-2 1B		0-0 F7		4	1	1	1	0	0	1											
Darryl Strawberry, L OBP: 0.440, SLG: 0.605 (1, 9)	4-0 FC4-6			0-0 F8	0-0 1B	1-2 2H		4-0 BB		3	0	1	1	2	0	0											
Mookie Wilson, S OBP: 0.289, SLG: 0.299 (1, 8)	0-0 FC4-6			0-0 1B	0-0 SF9	1-3 2H		0-0 F7		5	1	2	1	0	0	4											
Hubie Brooks, R OBP: 0.323, SLG: 0.414 (1, 5)	0-3 K			0-0 1B	4-0 1B		4-0 BB			2	0	1	0	2	1	1											
Mike Fitzgerald, R OBP: 0.308, SLG: 0.261 Doug Sisk, R OBP: 0.250, SLG: 0.250 Rusty Staub, L OBP: 0.462, SLG: 0.500 Jesse Orosco, R OBP: 1.000, SLG: 1.000 Dick Tidrow, R (9, 1)		0-0 F8		0-0 SF9	0-3 K		4-0 BB			2	0	0	1	0	1	3											
Walt Terrell, L OBP: 0.118, SLG: 0.063 Ed Lynch, R OBP: 0.333, SLG: 0.333 Ron Hodges, L OBP: 0.348, SLG: 0.118 (6, 2)		0-0 F6			0-0 K		4-0 BB		4-0 FC4-6	0	0	0	0	0	0	0											
Inning Stats	R: 3 E: 0 K: 1 S: 7	H: 2 LOB: 1 BB: 2 P: 15	R: 0 E: 0 K: 0 S: 3	H: 0 LOB: 0 BB: 0 P: 3	R: 0 E: 0 K: 1 S: 5	H: 0 LOB: 0 BB: 0 P: 5	R: 1 E: 0 K: 1 S: 7	H: 2 LOB: 1 BB: 0 P: 7	R: 2 E: 0 K: 2 S: 11	H: 4 LOB: 3 BB: 1 P: 15	R: 0 E: 0 K: 0 S: 2	H: 0 LOB: 0 BB: 1 P: 6	R: 0 E: 0 K: 0 S: 4	H: 1 LOB: 3 BB: 2 P: 12	R: 0 E: 0 K: 0 S: 3	H: 0 LOB: 1 BB: 1 P: 7	R: 0 E: 0 K: 0 S: 3	H: 0 LOB: 0 BB: 0 P: 3	1B: 8 2B: 1 3B: 0 HR: 0	SF: 2 SAC: 0 DP: 1 HBP: 0	WP: 1 PB: 0 SB: 1 CS: 0	PA: 42					
PITCHER	IP	WLS	BF	H	R	ER	SO	BB	IBB	HBP	BLK	WP	HR	S	P	ERA	WHIP										
Mike Scott, R ERA: 6.11 (1, 1)	4.0		18	4	4	4	3	2	0	0	1	0	0	11	15	9.00	1.500										
Michael LaCoss, R ERA: 5.91 (5, 1)	1.0		8	4	2	2	2	0	1	0	0	0	0	6	18	18.00	4.000										
Bill Dawley, R ERA: 3.6 (6, 1)	2.0	W	9	1	0	0	0	2	1	0	0	0	0	6	18	0.00	1.500										
Dave Smith, R ERA: 0.69 (8, 1)	2.0		7	0	0	0	0	1	0	0	0	0	0	6	10	0.00	0.500										

Houston Astros @ New York Mets
Shea Stadium, Flushing, NY
Sat May 05 1984, 7:05 PM EDT
Att: 16,895 - Unknown

AB 33
R 6
H 9
RBI 5
BB 7
SO 5
LOB 17



Batter	1	2	3	4	5	6	7	8	9	AB	R	H	RBI	BB	SO	LOB	TOP					
Kevin Bass, S (1.9) OBP: 0.303, SLG: 0.395										5	1	1	0	0	1	3						
Craig Reynolds, L (1.6) OBP: 0.276, SLG: 0.441										5	2	3	2	0	2	0						
Jose Cruz, L (1.7) OBP: 0.409, SLG: 0.453										4	0	0	0	1	2	5						
Jerry Mumphrey, S (1.8) OBP: 0.374, SLG: 0.368										3	1	1	2	1	1	1						
Tony Scott, S (7.8) OBP: 0.375, SLG: 0.167										1	0	0	0	0	0	1						
Enos Cabell, R (1.3) OBP: 0.313, SLG: 0.409										5	1	3	1	0	1	1						
Phil Garner, R (1.5) OBP: 0.277, SLG: 0.237										5	1	1	2	0	1	3						
Bill Doran, S (1.4) OBP: 0.237, SLG: 0.235										3	1	1	0	2	0	1						
Mark Bailey, S (1.2) OBP: 0.474, SLG: 0.400										3	1	2	2	1	0	1						
Nolan Ryan, R (1.1) OBP: 0.235, SLG: 0.353										5	2	2	0	0	2	4						
Inning Stats	R: 0 E: 0 K: 2 S: 7	H: 0 LOB: 0 BB: 0 P: 7	R: 0 E: 0 K: 1 S: 5	H: 0 LOB: 0 BB: 0 P: 5	R: 8 E: 0 K: 2 S: 13	H: 6 LOB: 1 BB: 3 P: 25	R: 0 E: 0 K: 1 S: 5	H: 0 LOB: 1 BB: 1 P: 9	R: 0 E: 0 K: 0 S: 4	H: 1 LOB: 1 BB: 0 P: 4	R: 0 E: 0 K: 2 S: 10	H: 3 LOB: 1 BB: 0 P: 10	R: 0 E: 0 K: 1 S: 7	H: 2 LOB: 2 BB: 0 P: 7	R: 0 E: 0 K: 1 S: 7	H: 2 LOB: 2 BB: 1 P: 7	R: 0 E: 0 K: 0 S: 2	H: 0 LOB: 0 BB: 1 P: 6	1B: 12 2B: 2 3B: 0 HR: 0	SF: 1 SAC: 0 DP: 1 HBP: 0	WP: 1 PB: 0 SB: 0 CS: 0	PA: 45
PITCHER	IP	WLS	BF	H	R	ER	SO	BB	IBB	HBP	BLK	WP	HR	S	P	ERA	WHIP					
Dwight Gooden, R (1.1) ERA: 4.85	2.1	L	15	6	8	8	4	2	0	0	1	0	0	21	29	30.86	3.429					
Craig Swan, R (3.1) ERA: 7.56	2.2		11	1	0	0	2	2	0	0	0	1	0	13	21	0.00	1.125					
Dick Tidrow, R (6.1) ERA: 7.9	3.0		16	7	2	2	4	0	0	0	0	0	0	24	24	6.00	2.333					
Doug Sisk, R (9.1) ERA: 0.96	1.0		3	0	0	0	0	1	0	0	0	0	0	2	6	0.00	1.000					

Houston Astros @ New York Mets
Shea Stadium, Flushing, NY
Sun May 06 1984, 3:33 AM EDT
Att: 39,294 - Unknown

AB 39
R 10
H 14
RBI 9
BB 5
SO 10
LOB 20



Batter	1	2	3	4	5	6	7	8	9	AB	R	H	RBI	BB	SO	LOB	BOTTOM					
Wally Backman, S (1.4) OBP: 0.370, SLG: 0.294										3	0	0	0	0	2	0						
Dick Tidrow, R (6.1)										0	0	0	0	0	0	0						
Kelvin Chapman, R (8, PH)										1	0	0	0	0	0	0						
Doug Sisk, R (9.1) OBP: 0.250, SLG: 0.250										0	0	0	0	0	0	0						
José Oquendo, S (1.6) OBP: 0.217, SLG: 0.156										4	1	3	0	0	0	0						
Danny Heep, L (1.3) OBP: 0.318, SLG: 0.455										4	0	0	0	0	0	3						
George Foster, R (1.7) OBP: 0.305, SLG: 0.475										3	0	1	1	1	0	0						
Darryl Strawberry, L (1.9) OBP: 0.423, SLG: 0.578										4	0	0	0	0	3	2						
Mookie Wilson, S (1.8) OBP: 0.277, SLG: 0.286										4	0	0	0	0	1	1						
Hubie Brooks, R (1.5) OBP: 0.333, SLG: 0.422										3	0	2	0	0	0	1						
Mike Fitzgerald, R (1.2) OBP: 0.310, SLG: 0.240										2	0	0	0	1	0	1						
Dwight Gooden, R (1.1)										1	0	0	0	0	0	2						
Craig Swan, R (3.1)										0	0	0	0	0	0	0						
Ross Jones, R (5, PH) OBP: 0.250, SLG: 0.286										2	0	0	0	0	1	0						
Inning Stats	R: 1 E: 0 K: 2 S: 9	H: 2 LOB: 1 BB: 0 P: 9	R: 0 E: 0 K: 0 S: 3	H: 1 LOB: 1 BB: 1 P: 7	R: 0 E: 0 K: 0 S: 3	H: 1 LOB: 0 BB: 0 P: 3	R: 0 E: 0 K: 0 S: 3	H: 0 LOB: 1 BB: 1 P: 7	R: 0 E: 0 K: 2 S: 7	H: 0 LOB: 0 BB: 0 P: 7	R: 0 E: 0 K: 0 S: 3	H: 0 LOB: 0 BB: 0 P: 3	R: 0 E: 0 K: 0 S: 8	H: 1 LOB: 1 BB: 0 P: 8	R: 0 E: 0 K: 0 S: 4	H: 1 LOB: 1 BB: 0 P: 4	R: 0 E: 0 K: 1 S: 5	H: 0 LOB: 0 BB: 0 P: 5	1B: 5 2B: 1 3B: 0 HR: 0	SF: 0 SAC: 0 DP: 2 HBP: 0	WP: 0 PB: 0 SB: 2 CS: 0	PA: 33
PITCHER	IP	WLS	BF	H	R	ER	SO	BB	IBB	HBP	BLK	WP	HR	S	P	ERA	WHIP					
Nolan Ryan, R (1.1) ERA: 3.13	9.0	W	33	6	1	1	7	2	0	0	0	0	0	45	53	1.00	0.889					

Houston Astros @ New York Mets
Shea Stadium, Flushing, NY
Sun May 06 1984, 3:33 AM EDT
Att: 39,294 - Unknown

AB 31
R 1
H 6
RBI 1
BB 2
SO 7
LOB 10



Batter	1	2	3	4	5	6	7	8	9	AB	R	H	RBI	BB	SO	LOB	TOP								
Eddie Milner, L OBP: 0.353, SLG: 0.353 (1, 8)										5	1	2	0	1	0	2									
Gary Redus, R OBP: 0.390, SLG: 0.400 (1, 7)										4	2	1	2	1	1	3									
Dan Driessen, L OBP: 0.443, SLG: 0.516 (1, 3)										5	2	3	1	1	0	1									
Dave Parker, L OBP: 0.345, SLG: 0.373 (1, 9)										4	0	2	1	0	0	2									
Duane Walker, L OBP: 0.500, SLG: 0.829 (7, 9)										1	1	1	2	0	0	0									
Brad Gulden, L OBP: 0.244, SLG: 0.114 (1, 2)										5	0	0	1	0	1	4									
Dave Concepcion, R OBP: 0.352, SLG: 0.381 (1, 5)										3	1	1	1	1	0	0									
Wayne Krenchicki, L OBP: 0.500, SLG: 2.000 (7, 5)										1	1	1	1	0	0	0									
Ron Oester, S OBP: 0.309, SLG: 0.309 (1, 4)										4	1	0	0	1	0	3									
Bill Scherrer, L OBP: 0.309, SLG: 0.309 (8, 1)										0	0	0	0	0	0	0									
Tom Foley, L OBP: 0.441, SLG: 0.759 (1, 6)										4	1	3	2	1	0	0									
Mario Soto, R OBP: 0.198, SLG: 0.211 (1, 1)										4	1	2	0	0	1	4									
Tom Lawless, R OBP: 0.364, SLG: 0.414 (8, 4)										1	0	0	0	0	0	1									
Inning Stats	R: 3 E: 0 K: 0 S: 6	H: 3 LOB: 3 BB: 3 P: 18	R: 0 E: 0 K: 0 S: 4	H: 1 LOB: 1 BB: 0 P: 4	R: 1 E: 0 K: 1 S: 7	H: 2 LOB: 3 BB: 2 P: 15	R: 0 E: 0 K: 1 S: 5	H: 1 LOB: 0 BB: 0 P: 5	R: 0 E: 0 K: 0 S: 3	H: 0 LOB: 0 BB: 0 P: 3	R: 2 E: 0 K: 0 S: 6	H: 3 LOB: 1 BB: 0 P: 6	R: 1 E: 0 K: 1 S: 6	H: 1 LOB: 1 BB: 1 P: 10	R: 3 E: 0 K: 0 S: 6	H: 3 LOB: 0 BB: 0 P: 6	R: 1 E: 0 K: 0 S: 5	H: 2 LOB: 1 BB: 0 P: 5	1B: 10 2B: 4 3B: 0 HR: 2	SF: 1 SAC: 0 DP: 0 HBP: 0	WP: 0 PB: 1 SB: 2 CS: 1	PA: 48			
PITCHER	IP	WLS	BF	H	R	ER	SO	BB	IBB	HBP	BLK	WP	HR	S	P	ERA	WHIP								
Tim Leary, R ERA: 3.77 (1, 1)	2.2	L	19	6	4	4	0	4	1	0	0	0	0	14	34	13.50	3.750								
Ed Lynch, R ERA: 2.35 (3, 1)	2.1		7	1	0	0	2	0	0	0	0	0	0	11	11	0.00	0.429								
Craig Swan, R ERA: 8.2 (6, 1)	2.0		11	4	3	3	1	1	0	0	1	0	0	12	16	13.50	2.500								
Dick Tidrow, R ERA: 9.19 (8, 1)	2.0		11	5	4	4	0	0	0	0	0	0	2	11	11	18.00	2.500								

Cincinnati Reds @ New York Mets
Shea Stadium, Flushing, NY
Mon May 07 1984, 7:05 PM EDT
Att: 6,942 - Unknown

AB 41
R 11
H 16
RBI 11
BB 6
SO 3
LOB 20



Batter	1	2	3	4	5	6	7	8	9	AB	R	H	RBI	BB	SO	LOB	BOTTOM								
Wally Backman, S OBP: 0.376, SLG: 0.296 (1, 4)										3	1	1	0	1	0	1									
Dick Tidrow, R OBP: 0.376, SLG: 0.296 (8, 1)										0	0	0	0	0	0	0									
Ross Jones, R OBP: 0.333, SLG: 0.286 (9, PH)										0	0	0	0	1	0	0									
José Oquendo, S OBP: 0.222, SLG: 0.164 (1, 6)										3	0	1	0	0	1	2									
Craig Swan, R OBP: 0.333, SLG: 0.333 (6, 1)										0	0	0	0	0	0	0									
Kelvin Chapman, R OBP: 0.333, SLG: 0.333 (8, 4)										2	0	1	0	0	0	1									
Danny Heep, L OBP: 0.269, SLG: 0.400 (1, 3)										3	0	0	1	0	0	3									
George Foster, R OBP: 0.303, SLG: 0.466 (1, 7)										4	0	1	0	0	1	2									
Darryl Strawberry, L OBP: 0.417, SLG: 0.564 (1, 9)										4	0	1	0	0	2	1									
Mookie Wilson, S OBP: 0.285, SLG: 0.274 (1, 8)										4	0	0	0	0	2	2									
Hubie Brooks, R OBP: 0.340, SLG: 0.457 (1, 5)										4	1	2	0	0	0	0									
Ron Hodges, L OBP: 0.333, SLG: 0.100 (1, 2)										3	0	0	0	1	0	1									
Tim Leary, R OBP: 0.286, SLG: 0.714 (1, 1)										1	0	0	0	0	0	2									
Ed Lynch, R OBP: 0.333, SLG: 0.333 (3, 1)										0	0	0	0	0	0	0									
Ron Gardenhire, R OBP: 0.250, SLG: 0.234 (5, PH)										3	0	1	1	0	1	0									
Inning Stats	R: 0 E: 0 K: 0 S: 4	H: 1 LOB: 2 BB: 1 P: 4	R: 0 E: 0 K: 2 S: 8	H: 1 LOB: 1 BB: 1 P: 12	R: 1 E: 0 K: 2 S: 9	H: 2 LOB: 1 BB: 0 P: 9	R: 0 E: 0 K: 0 S: 3	H: 0 LOB: 0 BB: 0 P: 3	R: 0 E: 0 K: 1 S: 5	H: 0 LOB: 1 BB: 1 P: 9	R: 0 E: 0 K: 0 S: 3	H: 0 LOB: 0 BB: 0 P: 3	R: 0 E: 0 K: 0 S: 4	H: 1 LOB: 1 BB: 0 P: 4	R: 0 E: 0 K: 2 S: 9	H: 2 LOB: 2 BB: 0 P: 9	R: 0 E: 0 K: 2 S: 4	H: 1 LOB: 2 BB: 0 P: 9	R: 1 E: 0 K: 0 S: 4	H: 1 LOB: 1 BB: 1 P: 8	1B: 5 2B: 2 3B: 1 HR: 0	SF: 1 SAC: 0 DP: 0 HBP: 0	WP: 0 PB: 0 SB: 3 CS: 0	PA: 38	
PITCHER	IP	WLS	BF	H	R	ER	SO	BB	IBB	HBP	BLK	WP	HR	S	P	ERA	WHIP								
Mario Soto, R ERA: 2.75 (1, 1)	7.0	W	28	5	1	1	5	2	0	0	0	0	0	36	44	1.29	1.000								
Bill Scherrer, L ERA: 7.2 (8, 1)	2.0		10	3	1	1	2	1	0	0	0	0	0	13	17	4.50	2.000								

Cincinnati Reds @ New York Mets
Shea Stadium, Flushing, NY
Mon May 07 1984, 7:05 PM EDT
Att: 6,942 - Unknown

AB 34
R 2
H 8
RBI 2
BB 3
SO 7
LOB 15



Batter	1	2	3	4	5	6	7	8	9	AB	R	H	RBI	BB	SO	LOB	TOP										
Claude Washington, L OBP: 0.474, SLG: 0.598	4-0 3-1 G3 BB	0-0 1B		0-0 4-3			4-0 6-3 BB BB		4-0 1-2 G5-4-3 BB	2	0	1	0	3	0	1	Atlanta Braves @ New York Mets Shea Stadium, Flushing, NY Wed May 09 1984, 7:05 PM EDT Att: 8,141 - Unknown										
Rafael Ramirez, R OBP: 0.344, SLG: 0.325	0-0 G3	0-0 1B			0-0 5-3 1B		4-0 6-3 BB		0-0 G5-4-3	4	0	2	1	1	0	3											
Gerald Perry, L OBP: 0.350, SLG: 0.288 Bob Watson, R OBP: 0.150, SLG: 0.105	0-0 3-1	0-3 K			0-0 5-3 1-2		0-0 6-3		0-0 F8	4	0	0	0	0	1	6											
Dale Murphy, R OBP: 0.344, SLG: 0.495	4-0 BB BB		0-3 K		0-0 F3		0-0 F9			3	0	0	0	1	1	3											
Chris Chambliss, L OBP: 0.292, SLG: 0.340	4-0 1-2 BB		0-0 4-3		0-3 K			0-0 F7		3	0	0	0	1	1	1											
Glenn Hubbard, R OBP: 0.356, SLG: 0.386	0-3 K		0-0 F9			0-0 6-3		0-0 1B		4	0	1	0	0	1	3											
Randy Johnson, R OBP: 0.350, SLG: 0.412 Jeff Dedmon, L (6, PH)		0-0 F9		4-0 G6-3 BB		0-0 F8		0-3 K		2	0	0	0	1	0	0											
Mike Jorgensen, L OBP: 0.364, SLG: 0.455 Terry Forster, L (8, PH)										0	0	0	0	0	0	0											
Bruce Benedict, R OBP: 0.282, SLG: 0.273		0-0 F7		0-0 G6-3		0-0 6-3		0-0 5-3		4	0	0	0	0	0	2											
Rick Mahler, R OBP: 1.000, SLG: 1.000 Jerry Royster, R OBP: 0.220, SLG: 0.255		0-0 1B 1B		0-0 1B			0-3 K		0-0 G5-4-3 BB 1B	2	1	2	0	0	0	0											
Inning Stats	R: 0 E: 0 K: 1 S: 5	H: 0 LOB: 3 BB: 3 P: 17	R: 1 E: 0 K: 1 S: 8	H: 3 LOB: 2 BB: 0 P: 8	R: 0 E: 0 K: 1 S: 5	H: 0 LOB: 0 BB: 0 P: 5	R: 0 E: 0 K: 0 S: 3	H: 1 LOB: 1 BB: 1 P: 7	R: 0 E: 0 K: 1 S: 6	H: 1 LOB: 1 BB: 0 P: 6	R: 0 E: 0 K: 0 S: 3	H: 0 LOB: 0 BB: 0 P: 3	R: 0 E: 0 K: 1 S: 5	H: 0 LOB: 2 BB: 2 P: 13	R: 0 E: 0 K: 1 S: 6	H: 1 LOB: 1 BB: 0 P: 6	R: 0 E: 0 K: 0 S: 3	H: 1 LOB: 1 BB: 1 P: 7	1B: 7 2B: 0 3B: 0 HR: 0	SF: 0 SAC: 0 DP: 2 HBP: 0	WP: 0 PB: 0 SB: 0 CS: 0	PA: 39					
PITCHER	IP	WLS	BF	H	R	ER	SO	BB	IBB	HBP	BLK	WP	HR	S	P	ERA	WHIP										
Ron Darling, R ERA: 3.64	6.0	W	26	5	1	1	4	4	0	0	0	0	0	30	46	1.50	1.500										
Doug Sisk, R ERA: 0.97	2.0		11	2	0	0	2	3	0	0	0	0	0	12	24	0.00	2.500										
Jesse Orosco, L ERA: 2.57	1.0	S	2	0	0	0	0	0	0	0	0	0	0	2	2	0.00	0.000										

Batter	1	2	3	4	5	6	7	8	9	AB	R	H	RBI	BB	SO	LOB	BOTTOM										
Wally Backman, S OBP: 0.382, SLG: 0.307 Ron Gardenhire, R OBP: 0.246, SLG: 0.231	0-0 L3-6 G3 1B		0-0 S E 1B		0-0 1-3		0-0 1-3	0-0 F9		4	1	2	0	0	0	0	Atlanta Braves @ New York Mets Shea Stadium, Flushing, NY Wed May 09 1984, 7:05 PM EDT Att: 8,141 - Unknown										
José Oquendo, S OBP: 0.224, SLG: 0.169	0-0 G3		0-3 K		0-0 5-3		0-0 2B 1B			4	0	1	0	0	1	2											
Keith Hernandez, L OBP: 0.374, SLG: 0.443	0-0 L3-6		0-0 E7 1B		0-0 F8		0-0 2B			4	0	2	1	0	0	1											
George Foster, R OBP: 0.292, SLG: 0.449		0-0 6-3	0-0 5-3		0-0 5-3		0-3 K			4	0	0	0	0	1	3											
Darryl Strawberry, L OBP: 0.429, SLG: 0.567		0-0 1B SF7 1B	0-0 G3		0-0 G3		4-0 1B E 1B	FC6 IBB		3	2	2	0	1	0	1											
Mookie Wilson, S OBP: 0.275, SLG: 0.283		0-0 S 1B		0-0 F7		0-0 E9 1B	FC6			4	0	2	0	0	0	3											
Hubie Brooks, R OBP: 0.364, SLG: 0.463		4-0 1-2 BB		4-0 S 1B BB		4-0 IBB		0-0 SH5-4 1B		1	0	1	0	3	0	0											
Mike Fitzgerald, R OBP: 0.273, SLG: 0.214		0-0 SF7		0-0 F7		0-0 F8		0-0 F8		3	0	0	1	0	0	4											
Ron Darling, R OBP: 0.077, SLG: 0.077 Rusty Staub, L OBP: 0.429, SLG: 0.462 Doug Sisk, R OBP: 0.250, SLG: 0.250 Jesse Orosco, R OBP: 1.000, SLG: 1.000		3-H 4-3		0-0 2-H 1B		0-0 F7		0-0 SH5-4		2	0	1	0	0	0	2											
Inning Stats	R: 0 E: 0 K: 0 S: 3	H: 1 LOB: 0 BB: 0 P: 3	R: 1 E: 0 K: 0 S: 5	H: 2 LOB: 2 BB: 1 P: 9	R: 1 E: 1 K: 1 S: 7	H: 2 LOB: 1 BB: 0 P: 7	R: 0 E: 0 K: 0 S: 3	H: 1 LOB: 2 BB: 1 P: 7	R: 0 E: 0 K: 0 S: 3	H: 0 LOB: 0 BB: 0 P: 3	R: 1 E: 1 K: 0 S: 5	H: 2 LOB: 2 BB: 1 P: 9	R: 0 E: 0 K: 1 S: 7	H: 2 LOB: 3 BB: 1 P: 11	R: 0 E: 0 K: 0 S: 4	H: 1 LOB: 1 BB: 0 P: 4		1B: 10 2B: 2 3B: 0 HR: 0	SF: 1 SAC: 1 DP: 1 HBP: 0	WP: 0 PB: 0 SB: 3 CS: 0	PA: 37						
PITCHER	IP	WLS	BF	H	R	ER	SO	BB	IBB	HBP	BLK	WP	HR	S	P	ERA	WHIP										
Rick Mahler, R ERA: 2.11	5.1	L	25	8	3	3	1	0	0	0	0	0	0	24	36	5.06	1.875										
Jeff Dedmon, R ERA: 1.42	1.2		8	2	0	0	1	0	1	0	0	0	0	9	13	0.00	1.200										
Terry Forster, L ERA: 1.69	1.0		4	1	0	0	0	0	0	0	0	0	0	4	4	0.00	1.000										



Batter	1	2	3	4	5	6	7	8	9	AB	R	H	RBI	BB	SO	LOB	TOP					
Claudell Washington, L OBP: 0.471, SLG: 0.582										3	1	0	0	2	2	3						
Rafael Ramirez, R OBP: 0.348, SLG: 0.344										5	1	2	1	0	1	2						
Dale Murphy, R OBP: 0.346, SLG: 0.500										5	1	2	0	0	1	3						
Chris Chambliss, L OBP: 0.297, SLG: 0.330										3	0	0	0	2	1	3						
Mike Jorgensen, L OBP: 0.394, SLG: 0.455										0	0	0	0	0	0	0						
Terry Harper, R OBP: 0.500, SLG: 0.278										4	1	2	2	0	1	3						
Glenn Hubbard, R OBP: 0.358, SLG: 0.391										4	0	1	1	0	1	1						
Randy Johnson, R OBP: 0.375, SLG: 0.550										3	2	1	2	1	1	3						
Alex Trevino, R OBP: 0.429, SLG: 0.440										4	1	2	0	0	0	2						
Len Barker, R OBP: 0.176, SLG: 0.133										2	0	0	0	0	0	2						
Jeff Dedmon, L OBP: 0.176, SLG: 0.133										0	0	0	0	0	0	0						
Steve Bedrosian, R OBP: 0.176, SLG: 0.133										0	0	0	0	0	0	0						
Inning Stats	R: 0 E: 0 K: 1 S: 6	H: 1 LOB: 2 BB: 1 P: 10	R: 1 E: 0 K: 1 S: 7	H: 2 LOB: 1 BB: 0 P: 7	R: 1 E: 0 K: 2 S: 9	H: 2 LOB: 1 BB: 0 P: 9	R: 1 E: 1 K: 1 S: 6	H: 1 LOB: 1 BB: 1 P: 10	R: 0 E: 0 K: 0 S: 2	H: 0 LOB: 0 BB: 1 P: 6	R: 0 E: 1 K: 1 S: 6	H: 0 LOB: 1 BB: 0 P: 6	R: 2 E: 0 K: 0 S: 5	H: 2 LOB: 2 BB: 2 P: 13	R: 1 E: 0 K: 2 S: 8	H: 1 LOB: 1 BB: 0 P: 9	R: 1 E: 0 K: 0 S: 4	H: 1 LOB: 1 BB: 0 P: 5	1B: 5 2B: 3 3B: 1 HR: 1	SF: 1 SAC: 3 DP: 1 HBP: 2	WP: 1 PB: 0 SB: 1 CS: 0	PA: 44
PITCHER	IP WLS BF H R ER SO BB IBB HBP BLK WP HR S P ERA WHIP																					
Walt Terrell, R ERA: 4.12	(1, 1) 4.0 L 20 6 3 2 5 2 0 0 0 0 1 1 28 36 4.50 2.000																					
Brent Gaff, R ERA:	(5, 1) 2.0 7 0 0 0 1 1 0 0 0 0 0 0 8 12 0.00 0.500																					
Tom Gorman, L ERA: 13.5	(7, 1) 2.0 12 3 3 3 2 1 1 1 0 0 0 0 13 22 13.50 2.000																					
Doug Sisk, R ERA: 0.83	(9, 1) 1.0 5 1 1 0 0 0 0 0 1 0 0 0 4 5 0.00 1.000																					

Atlanta Braves @ New York Mets
Shea Stadium, Flushing, NY
Thu May 10 1984, 3:33 AM EDT
Att: 6,900 - Unknown

AB 33
R 7
H 10
RBI 6
BB 5
SO 8
LOB 22



Batter	1	2	3	4	5	6	7	8	9	AB	R	H	RBI	BB	SO	LOB	BOTTOM					
Wally Backman, S OBP: 0.366, SLG: 0.291										4	0	0	0	0	2	6						
Tom Gorman, L ERA:	(7, 1)									0	0	0	0	0	0	0						
Ross Jones, R OBP: 0.400, SLG: 0.286										0	1	0	0	1	0	0						
José Oquendo, S OBP: 0.238, SLG: 0.176										3	1	1	0	1	0	0						
Rusty Staub, L OBP: 0.467, SLG: 0.500										1	0	1	2	0	0	0						
Ron Darling, R OBP: 0.077, SLG: 0.077										0	0	0	0	0	0	0						
Doug Sisk, R OBP: 0.250, SLG: 0.250										0	0	0	0	0	0	0						
Keith Hernandez, L OBP: 0.375, SLG: 0.441										5	0	2	0	0	1	3						
George Foster, R OBP: 0.288, SLG: 0.432										4	0	0	0	1	1	5						
Darryl Strawberry, L OBP: 0.419, SLG: 0.549										5	0	1	1	0	1	2						
Mookie Wilson, S OBP: 0.280, SLG: 0.288										5	0	2	0	0	0	0						
Hubie Brooks, R OBP: 0.366, SLG: 0.455										4	0	1	0	1	1	4						
Ron Hodges, L OBP: 0.344, SLG: 0.125										4	0	1	0	1	0	5						
Walt Terrell, L OBP: 0.111, SLG: 0.059										1	0	0	0	0	1	2						
Danny Heep, L OBP: 0.296, SLG: 0.400										0	0	0	0	1	0	0						
Brent Gaff, R ERA: 1.65										0	0	0	0	0	0	0						
Kelvin Chapman, R OBP: 0.333, SLG: 0.333										3	1	1	0	0	1	2						
Inning Stats	R: 0 E: 0 K: 1 S: 6	H: 1 LOB: 2 BB: 1 P: 10	R: 0 E: 0 K: 2 S: 8	H: 1 LOB: 2 BB: 1 P: 12	R: 0 E: 0 K: 1 S: 5	H: 0 LOB: 0 BB: 0 P: 5	R: 0 E: 1 K: 1 S: 6	H: 0 LOB: 3 BB: 2 P: 14	R: 1 E: 0 K: 2 S: 10	H: 3 LOB: 3 BB: 1 P: 14	R: 0 E: 0 K: 0 S: 5	H: 2 LOB: 2 BB: 0 P: 5	R: 0 E: 1 K: 0 S: 3	H: 0 LOB: 0 BB: 0 P: 3	R: 2 E: 1 K: 0 S: 5	H: 1 LOB: 1 BB: 1 P: 9	R: 0 E: 0 K: 1 S: 7	H: 2 LOB: 2 BB: 0 P: 7	1B: 10 2B: 0 3B: 0 HR: 0	SF: 0 SAC: 0 DP: 1 HBP: 0	WP: 1 PB: 0 SB: 3 CS: 0	PA: 45
PITCHER	IP WLS BF H R ER SO BB IBB HBP BLK WP HR S P ERA WHIP																					
Len Barker, R ERA: 3.8	(1, 1) 5.1 W 29 7 1 1 7 5 0 0 0 0 0 0 7 58 1.69 2.250																					
Jeff Dedmon, R ERA: 1.65	(6, 1) 2.0 8 0 2 1 0 1 0 0 0 0 0 0 7 11 4.50 0.500																					
Steve Bedrosian, R ERA: 0.96	(8, 1) 1.2 8 3 0 0 1 0 0 0 0 0 1 0 10 10 0.00 1.800																					

Atlanta Braves @ New York Mets
Shea Stadium, Flushing, NY
Thu May 10 1984, 3:33 AM EDT
Att: 6,900 - Unknown

AB 39
R 3
H 10
RBI 3
BB 6
SO 8
LOB 29



Batter	1	2	3	4	5	6	7	8	9	AB	R	H	RBI	BB	SO	LOB	TOP								
Kelvin Chapman, R OBP: 0.364, SLG: 0.300 (1, 4)										4	0	1	0	1	0	2									
Ron Gardenhire, R OBP: 0.230, SLG: 0.214 (1, 6)										5	0	0	0	0	2	2									
Keith Hernandez, L OBP: 0.393, SLG: 0.442 (1, 3)										2	1	1	0	3	0	0									
George Foster, R OBP: 0.285, SLG: 0.422 (1, 7)										5	0	1	0	0	2	3									
Darryl Strawberry, L OBP: 0.418, SLG: 0.542 (1, 9)										5	0	2	0	0	1	2									
Mookie Wilson, S OBP: 0.306, SLG: 0.327 (1, 8)										3	1	3	0	1	0	0									
Hubie Brooks, R OBP: 0.362, SLG: 0.447 (1, 5)										4	0	1	1	0	1	6									
Mike Fitzgerald, R OBP: 0.297, SLG: 0.226 (1, 2)										3	0	1	1	1	1	2									
Dwight Gooden, R OBP: 0.067, SLG: 0.071 (1, 1)										4	0	1	0	0	2	6									
Inning Stats	R: 0 E: 0 K: 0 S: 2	H: 0 LOB: 1 BB: 2 P: 10	R: 1 E: 0 K: 2 S: 10	H: 3 LOB: 2 BB: 0 P: 10	R: 0 E: 0 K: 0 S: 3	H: 0 LOB: 0 BB: 0 P: 3	R: 0 E: 0 K: 0 S: 3	H: 0 LOB: 1 BB: 1 P: 7	R: 0 E: 0 K: 0 S: 3	H: 1 LOB: 0 BB: 0 P: 3	R: 1 E: 0 K: 3 S: 13	H: 4 LOB: 3 BB: 0 P: 13	R: 0 E: 0 K: 2 S: 7	H: 0 LOB: 1 BB: 1 P: 11	R: 0 E: 0 K: 1 S: 6	H: 2 LOB: 2 BB: 1 P: 10	R: 0 E: 0 K: 1 S: 6	H: 1 LOB: 2 BB: 1 P: 10	1B: 9 2B: 2 3B: 0 HR: 0	SF: 0 SAC: 0 DP: 1 HBP: 0	WP: 0 PB: 0 SB: 1 CS: 3	PA: 41			
PITCHER	IP	WLS	BF	H	R	ER	SO	BB	IBB	HBP	BLK	WP	HR	S	P	ERA	WHIP								
Fernando Valenzuela, L ERA: 2.73 Carlos Diaz, L ERA: 2.57 (1, 1)	8.0	L	36	10	2	2	8	4	1	0	0	0	0	47	67	2.25	1.750								
PITCHER	IP	WLS	BF	H	R	ER	SO	BB	IBB	HBP	BLK	WP	HR	S	P	ERA	WHIP								
Fernando Valenzuela, L ERA: 2.73 Carlos Diaz, L ERA: 2.57 (9, 1)	1.0		5	1	0	0	1	1	0	0	0	0	0	6	10	0.00	2.000								

New York Mets @ Los Angeles Dodgers
Dodger Stadium, Los Angeles, CA
Fri May 11 1984, 7:05 PM PDT
Att: 50,314 - Unknown

AB	35
R	2
H	11
RBI	2
BB	6
SO	9
LOB	23



Batter	1	2	3	4	5	6	7	8	9	AB	R	H	RBI	BB	SO	LOB	BOTTOM								
Steve Sax, R OBP: 0.362, SLG: 0.402 (1, 4)										4	0	1	0	0	0	0									
Bill Russell, R OBP: 0.347, SLG: 0.345 Bob Bailor, R OBP: 0.143, SLG: 0.143 (4, FR) (5, 6)										1	0	0	0	1	0	0									
Terry Whitfield, L OBP: 0.310, SLG: 0.450 (1, 9)										4	0	1	0	0	3	1									
Pedro Guerrero, R OBP: 0.296, SLG: 0.310 (1, 5)										4	0	0	0	0	2	3									
Mike Marshall, R OBP: 0.353, SLG: 0.525 (1, 7)										3	0	1	0	1	1	0									
Rick Monday, L OBP: 0.296, SLG: 0.375 (1, 3)										3	0	1	0	0	1	4									
Candy Maldonado, R OBP: 0.386, SLG: 0.442 (1, 8)										3	0	0	0	0	1	1									
Steve Yeager, R OBP: 0.282, SLG: 0.328 (1, 2)										3	0	0	0	0	1	1									
Fernando Valenzuela, L OBP: 0.167, SLG: 0.167 Franklin Stubbs, L OBP: 0.152, SLG: 0.200 Carlos Diaz, R (8, PH) (9, 1)										2	0	0	0	0	1	0									
Inning Stats	R: 0 E: 0 K: 1 S: 5	H: 0 LOB: 0 BB: 0 P: 5	R: 0 E: 0 K: 0 S: 3	H: 1 LOB: 0 BB: 0 P: 3	R: 0 E: 0 K: 0 S: 3	H: 0 LOB: 0 BB: 0 P: 3	R: 0 E: 0 K: 1 S: 6	H: 1 LOB: 3 BB: 2 P: 14	R: 0 E: 0 K: 1 S: 5	H: 0 LOB: 0 BB: 0 P: 5	R: 0 E: 0 K: 2 S: 8	H: 1 LOB: 1 BB: 0 P: 8	R: 0 E: 0 K: 2 S: 8	H: 1 LOB: 1 BB: 0 P: 8	R: 0 E: 0 K: 1 S: 5	H: 0 LOB: 0 BB: 0 P: 5	R: 0 E: 0 K: 3 S: 9	H: 0 LOB: 0 BB: 0 P: 9	1B: 4 2B: 0 3B: 0 HR: 0	SF: 0 SAC: 0 DP: 0 HBP: 0	WP: 0 PB: 0 SB: 0 CS: 1	PA: 33			
PITCHER	IP	WLS	BF	H	R	ER	SO	BB	IBB	HBP	BLK	WP	HR	S	P	ERA	WHIP								
Dwight Gooden, R ERA: 3.72 (1, 1)	9.0	W	32	4	0	0	11	2	0	0	0	0	0	52	60	0.00	0.667								
PITCHER	IP	WLS	BF	H	R	ER	SO	BB	IBB	HBP	BLK	WP	HR	S	P	ERA	WHIP								
Dwight Gooden, R ERA: 3.72 (9, 1)	0.0																								

New York Mets @ Los Angeles Dodgers
Dodger Stadium, Los Angeles, CA
Fri May 11 1984, 7:05 PM PDT
Att: 50,314 - Unknown

AB	30
R	0
H	4
RBI	0
BB	2
SO	11
LOB	11



Batter	1	2	3	4	5	6	7	8	9	AB	R	H	RBI	BB	SO	LOB	TOP				
Wally Backman, S (1, 4) OBP: 0.367, SLG: 0.298										5	1	2	0	0	0	2					
José Oquendo, S (1, 6) OBP: 0.250, SLG: 0.182										3	0	1	0	1	0	3					
Keith Hernandez, L (1, 3) OBP: 0.385, SLG: 0.430										3	0	0	1	1	2	2					
George Foster, R (1, 7) OBP: 0.281, SLG: 0.438										5	1	1	1	0	1	3					
Darryl Strawberry, L (1, 9) OBP: 0.405, SLG: 0.523										4	0	0	0	0	0	1					
Mookie Wilson, S (1, 8) OBP: 0.313, SLG: 0.342										4	1	2	0	0	0	0					
Hubie Brooks, R (1, 5) OBP: 0.367, SLG: 0.449										4	1	2	0	0	0	1					
Mike Fitzgerald, R (1, 2) OBP: 0.317, SLG: 0.257										4	0	2	1	0	1	2					
Ed Lynch, R (1, 1) OBP: 0.333, SLG: 0.333										3	0	1	1	0	0	2					
Doug Sisk, R (6, 1) OBP: 0.200, SLG: 0.200										1	0	0	0	0	1	0					
Ron Gardenhire, R (6, 6) OBP: 0.227, SLG: 0.211										1	0	0	0	0	1	0					
Inning Stats	R: 1 E: 0 K: 0 S: 5	H: 2 LOB: 1 BB: 0 P: 5	R: 1 E: 0 K: 0 S: 6	H: 3 LOB: 2 BB: 0 P: 6	R: 1 E: 0 K: 1 S: 6	H: 1 LOB: 0 BB: 0 P: 6	R: 1 E: 0 K: 0 S: 5	H: 2 LOB: 2 BB: 1 P: 9	R: 0 E: 0 K: 1 S: 7	H: 2 LOB: 2 BB: 0 P: 7	R: 0 E: 0 K: 0 S: 4	H: 0 LOB: 0 BB: 0 P: 3	R: 0 E: 0 K: 2 S: 7	H: 0 LOB: 0 BB: 0 P: 7	R: 0 E: 0 K: 2 S: 7	H: 0 LOB: 0 BB: 0 P: 7	1B: 9 2B: 1 3B: 0 HR: 1	SF: 1 SAC: 0 DP: 0 HBP: 0	WP: 1 PB: 0 SB: 1 CS: 0	PA: 40	
PITCHER	IP	WLS	BF	H	R	ER	SO	BB	IBB	HBP	BLK	WP	HR	S	P	ERA	WHIP				
Alejandro Pena, R (1, 1) ERA: 2.5	4.0	L	21	8	4	4	1	1	0	0	0	0	1	22	26	9.00	2.250				
Orel Hershiser, R (5, 1) ERA: 5.3	2.0		10	3	0	0	1	1	0	0	0	1	0	11	15	0.00	2.000				
Pat Zachry, R (7, 1) ERA: 2.84	3.0		9	0	0	0	4	0	0	0	0	0	0	17	17	0.00	0.000				

New York Mets @ Los Angeles Dodgers
Dodger Stadium, Los Angeles, CA
 Sat May 12 1984, 3:33 AM PDT
 Att: 44,865 - Unknown

AB	37
R	4
H	11
RBI	4
BB	2
SO	6
LOB	16





Batter	1	2	3	4	5	6	7	8	9	AB	R	H	RBI	BB	SO	LOB	BOTTOM				
Steve Sax, R (1, 4) OBP: 0.366, SLG: 0.412										4	1	2	0	0	0	1					
Terry Whitfield, L (1, 9) OBP: 0.306, SLG: 0.452										4	1	1	0	0	1	2					
Ken Landreaux, L (1, 8) OBP: 0.338, SLG: 0.358										4	0	1	0	0	0	2					
Mike Marshall, R (1, 7) OBP: 0.353, SLG: 0.525										0	0	0	0	0	0	0					
Franklin Stubbs, L (1, PH) OBP: 0.192, SLG: 0.250										4	0	1	1	0	1	3					
Pedro Guerrero, R (1, 5) OBP: 0.302, SLG: 0.317										4	1	2	1	0	0	1					
Rick Monday, L (1, 3) OBP: 0.323, SLG: 0.393										4	0	2	0	0	0	3					
Rafael Landestoy, S (8, PH) OBP: 0.217, SLG: 0.182										0	0	0	0	0	0	0					
Bob Bailor, R (1, 6) OBP: 0.182, SLG: 0.100										3	0	0	0	1	0	0					
Jack Fimple, R (1, 2) OBP: 0.276, SLG: 0.324										2	0	0	0	1	0	2					
Alejandro Pena, R (1, 1) OBP: 0.176, SLG: 0.176										1	0	0	0	0	0	1					
Fernando Valenzuela, L (4, PH) OBP: 0.106, SLG: 0.106										1	0	0	0	0	0	1					
Orel Hershiser, R (5, 1) ERA: 5.3										0	0	0	0	0	0	0					
Jose Morales, R (6, PH) OBP: 0.200, SLG: 0.200										1	0	0	0	0	0	1					
Pat Zachry, R (7, 1) ERA: 2.84										0	0	0	0	0	0	0					
Candy Maldonado, R (8, PH) OBP: 0.306, SLG: 0.438										1	0	0	0	0	0	0					
Inning Stats	R: 1 E: 0 K: 1 S: 8	H: 3 LOB: 2 BB: 0 P: 8	R: 0 E: 0 K: 0 S: 3	H: 0 LOB: 1 BB: 1 P: 7	R: 1 E: 0 K: 0 S: 5	H: 2 LOB: 1 BB: 0 P: 5	R: 0 E: 0 K: 1 S: 5	H: 0 LOB: 0 BB: 0 P: 5	R: 0 E: 0 K: 0 S: 4	H: 1 LOB: 1 BB: 0 P: 4	R: 1 E: 0 K: 0 S: 4	H: 2 LOB: 1 BB: 1 P: 8	R: 0 E: 0 K: 1 S: 5	H: 0 LOB: 0 BB: 0 P: 5	R: 0 E: 0 K: 0 S: 3	R: 0 E: 0 K: 1 S: 5	H: 0 LOB: 0 BB: 0 P: 5	1B: 6 2B: 3 3B: 0 HR: 0	SF: 0 SAC: 0 DP: 1 HBP: 0	WP: 0 PB: 0 SB: 0 CS: 1	PA: 37
PITCHER	IP	WLS	BF	H	R	ER	SO	BB	IBB	HBP	BLK	WP	HR	S	P	ERA	WHIP				
Ed Lynch, R (1, 1) ERA: 2.89	5.0	W	24	8	3	3	2	1	0	0	0	0	0	27	31	5.40	1.800				
Doug Sisk, R (6, 1) ERA: 0.7	4.0	S	12	1	0	0	2	1	0	0	0	0	0	15	19	0.00	0.500				

New York Mets @ Los Angeles Dodgers
Dodger Stadium, Los Angeles, CA
 Sat May 12 1984, 3:33 AM PDT
 Att: 44,865 - Unknown

AB	34
R	3
H	9
RBI	2
BB	2
SO	4
LOB	16



Batter	1	2	3	4	5	6	7	8	9	AB	R	H	RBI	BB	SO	LOB	TOP								
Kevin Chapman, R (1, 4) OBP: 0.313, SLG: 0.333	0-0 4-3		0-0 F7		0-0 2B	0-0 F8		0-3 K	5 0 1 0 0 1 2								New York Mets @ Los Angeles Dodgers Dodger Stadium, Los Angeles, CA Sun May 13 1984, 3:33 AM PDT Att: 44,057 - Unknown 								
José Oquendo, S (1, 6) OBP: 0.287, SLG: 0.192	4-0 S		0-0		0-3 K		0-0 1-3	0-0 4-3	1 0 1 0 1 0 0																
Ross Jones, R (3, 6) OBP: 0.333, SLG: 0.222									2 0 0 0 0 1 1																
Rusty Staub, L (9, PH) OBP: 0.438, SLG: 0.467									1 0 0 0 0 0 0																
Keith Hernandez, L (1, 3) OBP: 0.381, SLG: 0.418	0-0 4-3		0-0 F7		0-0 F8		4-0 WP BB		3 0 0 0 1 0 2																
George Foster, R (1, 7) OBP: 0.280, SLG: 0.440	0-0 F9		0-0 4-3		0-0 E 2B		0-0 F3		4 1 1 0 0 0 3																
Darryl Strawberry, L (1, 9) OBP: 0.392, SLG: 0.504		0-0 4-3		0-0 1-3		0-0 E3 2B		0-3 K	4 1 0 0 0 1 2																
Mookie Wilson, S (1, 8) OBP: 0.318, SLG: 0.357		0-0 S 1B		0-0 F8		0-0 1B SF9 2B		0-3 K	4 1 2 2 0 1 0																
Hubie Brooks, R (1, 5) OBP: 0.371, SLG: 0.445		4-0 S BB		0-0 F3		0-0 BB 1B		0-0 F8	3 0 1 0 1 0 0																
Junior Ortiz, R (1, 2) OBP: 0.241, SLG: 0.160		4-0 BB BB		0-0 G6-4-3 BB		0-0 SF9		0-3 K	2 0 0 1 1 1 0																
Jesse Orosco, R (8, 1) OBP: 1.000, SLG: 1.000		1-2 2-3 BB		0-0 F9		0-0 BB		0-0 F6	0 0 0 0 0 0 0																
Mike Torrez, R (1, 1) OBP: 0.286, SLG: 0.714		0-0 G6-4-3 BB		0-0 F9		0-0 BB		0-0 F6	2 0 0 0 0 0 0 3																
Tom Niedenfuer, R (7, 1) ERA: 1.46		1-2 BB		0-0 F9		0-0 BB		0-0 F6	0 0 0 0 0 0 0 0																
Inning Stats	R: 0 E: 0 K: 0 S: 3	H: 0 LOB: 1 BB: 1 P: 7	R: 0 E: 0 K: 0 S: 3	H: 1 LOB: 2 BB: 2 P: 11	R: 0 E: 0 K: 0 S: 4	H: 1 LOB: 1 BB: 0 P: 4	R: 0 E: 0 K: 0 S: 3	H: 0 LOB: 0 BB: 0 P: 3	R: 0 E: 0 K: 1 S: 6	H: 1 LOB: 1 BB: 0 P: 6	R: 3 E: 1 K: 0 S: 7	H: 3 LOB: 2 BB: 1 P: 11	R: 0 E: 0 K: 2 S: 5	H: 0 LOB: 1 BB: 1 P: 9	R: 0 E: 0 K: 2 S: 7	H: 0 LOB: 0 BB: 0 P: 7	R: 0 E: 0 K: 1 S: 5	H: 0 LOB: 0 BB: 5 P: 5	1B: 3 2B: 3 3B: 0 HR: 0	SF: 1 SAC: 0 DP: 1 HBP: 0	WP: 1 PB: 0 SB: 4 CS: 0	PA: 38			
PITCHER	IP	WLS	BF	H	R	ER	SO	BB	IBB	HBP	BLK	WP	HR	S	P	ERA	WHIP								
Rick Honeycutt, L (1, 1) ERA: 1.89	6.0	W	28	6	3	1	1	4	0	0	0	0	0	26	42	1.50	1.667								
Tom Niedenfuer, R (7, 1) ERA: 1.46	3.0	S	10	0	0	0	4	1	0	0	0	1	0	17	21	0.00	0.333								

Batter	1	2	3	4	5	6	7	8	9	AB	R	H	RBI	BB	SO	LOB	BOTTOM								
Steve Sax, R (1, 4) OBP: 0.367, SLG: 0.407	0-0 6-3		0-0 CS 1B		0-0 E6 4-3 SH1-3 2B	4-0 S 1B BB		0-0 1-3	4 2 1 0 1 0 0								New York Mets @ Los Angeles Dodgers Dodger Stadium, Los Angeles, CA Sun May 13 1984, 3:33 AM PDT Att: 44,057 - Unknown 								
R.J. Reynolds, S (1, 9) OBP: 0.750, SLG: 0.750	0-0 1B		0-0 1B SF8 1B		0-0 SH1-3	0-0 E S 1B		0-3 K	4 1 3 1 0 1 0																
Ken Landreaux, L (1, 8) OBP: 0.358, SLG: 0.371	0-0 1-2 1B		0-0 1-3 SF8 1B		0-0 4-3	4-0 E BB		0-0 K	3 0 2 0 1 0 1																
Pedro Guerrero, R (1, 5) OBP: 0.301, SLG: 0.325	0-0 F9		0-0 SF8		0-0 BB WP 2B	0-0 E3 G6-4-3		0-0 K	3 1 1 2 0 0 4																
Terry Whitfield, L (1, 7) OBP: 0.305, SLG: 0.437	0-0 F7		0-0 F9		0-0 BB WP BB	0-0 G6-4-3		0-0 K	3 1 0 0 1 0 6																
Franklin Stubbs, L (1, 3) OBP: 0.233, SLG: 0.259		0-0 5-3 1B		0-0 F9		4-0 WP BB		0-0 F7	3 0 1 0 1 0 0																
Bob Bailor, R (1, 6) OBP: 0.200, SLG: 0.077		0-0 5-3		0-0 6-3		4-0 1-3 2-3 BB		0-0 5-3	3 0 0 1 1 0 1																
Steve Yeager, R (1, 2) OBP: 0.276, SLG: 0.319		0-0 F2		0-0 F4		0-0 F5		0-0 K	4 0 1 0 0 0 3																
Rick Honeycutt, L (1, 1) OBP: 0.111, SLG: 0.111		0-0 4-3		0-0 F8		0-0 6-3		0-3 K	2 0 0 0 0 0 2																
Tom Niedenfuer, R (7, 1) ERA: 1.46		1-2 BB		0-0 F9		0-0 BB		0-0 F6	1 0 0 0 0 0 0																
Inning Stats	R: 0 E: 0 K: 0 S: 5	H: 2 LOB: 2 BB: 0 P: 5	R: 0 E: 0 K: 0 S: 4	H: 1 LOB: 0 BB: 0 P: 4	R: 1 E: 0 K: 0 S: 5	H: 3 LOB: 1 BB: 0 P: 5	R: 0 E: 0 K: 0 S: 4	H: 1 LOB: 1 BB: 0 P: 4	R: 3 E: 1 K: 0 S: 5	H: 1 LOB: 2 BB: 3 P: 17	R: 1 E: 1 K: 0 S: 4	H: 1 LOB: 2 BB: 2 P: 12	R: 0 E: 0 K: 2 S: 3	H: 0 LOB: 0 BB: 0 P: 3	R: 0 E: 0 K: 2 S: 7	H: 0 LOB: 0 BB: 0 P: 7	1B: 8 2B: 1 3B: 0 HR: 0	SF: 1 SAC: 1 DP: 1 HBP: 0	WP: 3 PB: 0 SB: 2 CS: 1	PA: 38					
PITCHER	IP	WLS	BF	H	R	ER	SO	BB	IBB	HBP	BLK	WP	HR	S	P	ERA	WHIP								
Mike Torrez, R (1, 1) ERA: 7.11	4.2	L	24	8	4	1	0	2	0	0	0	0	0	22	30	1.93	2.143								
Tom Niedenfuer, R (7, 1) ERA: 1.46	0.1		2	0	0	0	0	1	0	0	0	1	0	1	5	0.00	3.000								
Brent Gaff, R (6, 1) ERA: 2.25	2.0		9	1	1	1	0	2	0	0	0	0	0	7	15	4.50	1.500								
Jesse Orosco, L (8, 1) ERA: 2.4	1.0		3	0	0	0	2	0	0	0	0	0	0	7	7	0.00	0.000								

Batter	1	2	3	4	5	6	7	8	9	AB	R	H	RBI	BB	SO	LOB	TOP															
Wally Backman, S OBP: 0.355, SLG: 0.301 (1, 4)										4	1	1	0	0	0	2																
José Oquendo, S OBP: 0.294, SLG: 0.200 (1, 6)										2	1	0	0	1	0	2																
Keith Hernandez, L OBP: 0.368, SLG: 0.398 (1, 3)										4	0	1	2	0	1	0																
George Foster, R OBP: 0.275, SLG: 0.440 (1, 7)										4	1	1	1	0	0	1																
Darryl Strawberry, L OBP: 0.403, SLG: 0.520 (1, 9)										3	0	1	0	1	0	0																
Mookie Wilson, S OBP: 0.320, SLG: 0.355 (1, 8)										4	0	1	0	0	0	3																
Hubie Brooks, R OBP: 0.361, SLG: 0.429 (1, 5)										4	0	1	0	0	0	1																
Ron Hodges, L OBP: 0.366, SLG: 0.143 (1, 2)										2	0	1	0	2	1	0																
Walt Terrell, L OBP: 0.091, SLG: 0.048 Doug Sisk, R OBP: 0.200, SLG: 0.200 (9, 1)										4	0	0	0	0	1	4																
										0	0	0	0	0	0	0																
Inning Stats	R: 2 E: 0 K: 0 S: 6	H: 3 LOB: 1 BB: 0 P: 6	R: 0 E: 0 K: 0 S: 4	H: 1 LOB: 2 BB: 1 P: 8	R: 0 E: 0 K: 1 S: 5	H: 0 LOB: 0 BB: 0 P: 5	R: 0 E: 0 K: 0 S: 3	H: 1 LOB: 1 BB: 1 P: 7	R: 0 E: 0 K: 0 S: 3	H: 0 LOB: 0 BB: 0 P: 3	R: 0 E: 0 K: 0 S: 3	H: 1 LOB: 0 BB: 0 P: 3	R: 0 E: 0 K: 0 S: 4	H: 1 LOB: 2 BB: 2 P: 12	R: 0 E: 0 K: 2 S: 7	H: 0 LOB: 0 BB: 0 P: 7	1B: 4 2B: 2 3B: 0 HR: 1	SF: 0 SAC: 1 DP: 0 HBP: 0	WP: 0 PB: 1 SB: 1 CS: 2	PA: 36												
PITCHER	IP WLS BF H R ER SO BB IBB HBP BLK WP HR S P ERA WHIP																															
Bill Laskey, R ERA: 2.72 Mark Davis, L ERA: 6.25	(1, 1) (8, 1)	7.2 1.1	32 W 4	7 0	3 0	3 0	1 2	4 0	0 0	0 0	0 0	0 0	0 8	46 8	3.52 0.00	1.435 0.000																

New York Mets @ San Francisco Giants
Candlestick Park, San Francisco, CA
Wed May 16, 1984, 6:33 AM EDT
Att: 11,528 - Unknown

AB	31
R	3
H	7
RBI	3
BB	4
SO	3
LOB	13



Batter	1	2	3	4	5	6	7	8	9	AB	R	H	RBI	BB	SO	LOB	BOTTOM														
Chili Davis, S OBP: 0.353, SLG: 0.480 (1, 8)										5	2	3	1	0	0	1															
Al Oliver, L OBP: 0.328, SLG: 0.349 Joe Pittman, R OBP: 0.083, SLG: 0.091 (9, FR)										5	0	3	0	0	1	2															
Jack Clark, R OBP: 0.439, SLG: 0.539 (1, 9)										5	0	2	2	0	0	3															
Jeffrey Leonard, R OBP: 0.317, SLG: 0.398 (1, 7)										5	0	1	0	0	2	2															
Joel Youngblood, R OBP: 0.345, SLG: 0.321 (1, 5)										3	0	1	0	0	0	0															
Bob Brenly, R OBP: 0.441, SLG: 0.448 (1, 2)										3	0	0	0	1	0	4															
Duane Kuiper, L OBP: 0.263, SLG: 0.206 (1, 4)										4	0	1	0	0	0	2															
Johnnie LeMaster, R OBP: 0.279, SLG: 0.267 Tom O'Malley, L (9, PH)										3	0	0	0	0	1	3															
Bill Laskey, R OBP: 0.100, SLG: 0.053 Mark Davis, L Gene Richards, L OBP: 0.404, SLG: 0.310 (9, PH)										3	0	0	0	0	1	1															
										0	0	0	0	0	0	0															
Inning Stats	R: 0 E: 0 K: 1 S: 6	H: 1 LOB: 1 BB: 0 P: 6	R: 0 E: 0 K: 0 S: 4	H: 1 LOB: 1 BB: 0 P: 4	R: 1 E: 0 K: 1 S: 8	H: 3 LOB: 3 BB: 0 P: 9	R: 0 E: 0 K: 1 S: 6	H: 1 LOB: 1 BB: 0 P: 6	R: 0 E: 0 K: 0 S: 3	H: 0 LOB: 1 BB: 1 P: 7	R: 0 E: 0 K: 0 S: 4	H: 1 LOB: 0 BB: 0 P: 4	R: 0 E: 0 K: 1 S: 5	H: 0 LOB: 0 BB: 0 P: 5	R: 3 E: 1 K: 0 S: 7	H: 4 LOB: 2 BB: 0 P: 7	1B: 11 2B: 1 3B: 0 HR: 0	SF: 0 SAC: 0 DP: 1 HBP: 1	WP: 1 PB: 0 SB: 1 CS: 0	PA: 40											
PITCHER	IP WLS BF H R ER SO BB IBB HBP BLK WP HR S P ERA WHIP																														
Walt Terrell, R ERA: 3.96 Doug Sisk, R ERA: 0.65	(1, 1) (9, 1)	8.2 0.0	L 38 2	11 1	4 0	3 0	5 0	0 0	0 0	0 0	0 0	0 2	51 2	3.12 ∞	1.385 ∞																

New York Mets @ San Francisco Giants
Candlestick Park, San Francisco, CA
Wed May 16, 1984, 6:33 AM EDT
Att: 11,528 - Unknown

AB	38
R	4
H	12
RBI	3
BB	1
SO	5
LOB	18



Batter	1	2	3	4	5	6	7	8	9	AB R H RBI BB SO LOB	TOP
Wally Backman, S (1,4) OBP: 0.357, SLG: 0.299	0-3 K		4-0 BB			0-0 SF8 1B	0-0 6-3		0-0 F7	4 1 1 0 1 1 2	New York Mets @ San Diego Padres Jack Murphy Stadium, San Diego, CA Fri May 18 1984, 10:05 PM EDT Att: 17,319 - Unknown
José Oquendo, S (1,6) OBP: 0.289, SLG: 0.198 Danny Heep, L (6,PH) OBP: 0.310, SLG: 0.444 Ron Gardenhire, R (6,6) OBP: 0.221, SLG: 0.295	4-0 BB		0-0 6-3			0-0 HR 2B	0-3 K			1 0 0 0 1 0 2 1 1 1 0 0 0 0 1 0 0 0 0 1 1	
Keith Hernandez, L (1,3) OBP: 0.357, SLG: 0.388	0-3 K2			0-0 F7		0-0 SF8		0-0 4-3	3 0 0 1 0 1 1		
George Foster, R (1,7) OBP: 0.281, SLG: 0.460		0-3 K		4-0 BB		0-0 HR		0-3 K	3 1 1 2 1 2 0		
Darryl Strawberry, L (1,9) OBP: 0.392, SLG: 0.504	0-3 K			0-0 F2		0-0 F8		0-3 K	4 0 0 0 0 2 1		
Mookie Wilson, S (1,8) OBP: 0.326, SLG: 0.349	0-0 G3			0-0 4-3		4-0 BB		4-0 F9 S 1B BB	2 1 0 0 2 0 1		
Hubie Brooks, R (1,5) OBP: 0.358, SLG: 0.423			0-0 6-3		0-0 G5-4-3 1B	0-0 6-3		0-3 K	4 0 1 0 0 1 2		
Mike Fitzgerald, R (1,2) OBP: 0.353, SLG: 0.279				0-0 SH1-4 1B	0-0 G5-4-3		4-0 6-3 BB	0-0 F9	3 0 1 0 1 0 2		
Dwight Gooden, R (1,1) Tom Gorman, L (5,1) Jerry Martin, R (7,PH) Brent Gaff, R (7,1) Rusty Staub, L (9,PH) Kelvin Chapman, R (9,PH)			0-0 SH1-4	0-0 K	0-3 K	0-0 F9		0-0 1B	1 0 0 0 0 0 1 0 0 0 0 0 0 0 0 1 0 0 0 0 0 0 0 0 1 0 1 1 0 0 0 0 0 0 0 0 0 0 0 0		
Inning Stats	R: 0 H: 0 E: 0 LOB: 1 K: 2 BB: 1 S: 6 P: 10	R: 0 H: 0 E: 0 LOB: 0 K: 2 BB: 0 S: 7 P: 7	R: 0 H: 1 E: 0 LOB: 2 K: 0 BB: 1 S: 4 P: 8	R: 0 H: 0 E: 0 LOB: 1 K: 0 BB: 1 S: 3 P: 7	R: 0 H: 1 E: 0 LOB: 0 K: 1 BB: 0 S: 5 P: 5	R: 3 H: 3 E: 0 LOB: 1 K: 0 BB: 1 S: 6 P: 10	R: 0 H: 0 E: 0 LOB: 0 K: 1 BB: 1 S: 5 P: 9	R: 0 H: 0 E: 0 LOB: 0 K: 2 BB: 0 S: 7 P: 7	R: 1 H: 1 E: 0 LOB: 1 K: 1 BB: 1 S: 6 P: 10	1B: 4 SF: 1 2B: 2 SAC: 1 3B: 0 DP: 2 HR: 1 HBP: 0	
PITCHER	IP WLS BF H R ER SO BB IBB HBP BLK WP HR S P ERA WHIP										
Ed Whitson, R (1,1) ERA: 3.99	5.2 W 24 5 3 3 5 4 0 0 0 0 0 1 30 46 4.76 1.588										
Craig Lefferts, L (6,1) ERA: 0.92	1.0 4 0 0 0 0 1 0 0 0 0 0 0 3 7 0.00 1.000										
Rich Gossage, R (7,1) ERA: 3.54	2.1 S 9 1 1 1 4 1 0 0 0 0 0 0 16 20 3.86 0.857										

Batter	1	2	3	4	5	6	7	8	9	AB R H RBI BB SO LOB	BOTTOM
Alan Wiggins, S (1,4) OBP: 0.341, SLG: 0.299	0-0 4-3		0-0 6-3		0-0 4-3 S 1B		0-0 E6 1B			4 1 2 0 0 0 1	New York Mets @ San Diego Padres Jack Murphy Stadium, San Diego, CA Fri May 18 1984, 10:05 PM EDT Att: 17,319 - Unknown
Tony Gwynn, L (1,9) OBP: 0.441, SLG: 0.461	0-0 6-3			0-0 2B 3B	0-3 K		0-0 E6			4 1 1 0 0 1 2	
Bobby Brown, S (1,8) OBP: 0.310, SLG: 0.346	0-0 F8			0-0 BB 1B 2B	0-0 4-3		0-0 4-3			4 1 1 1 0 0 2	
Steve Garvey, R (1,3) OBP: 0.269, SLG: 0.349		0-0 G3		0-3 K	0-0 2-3 1B			0-0 6-3	4 0 1 1 0 1 1		
Terry Kennedy, L (1,2) OBP: 0.295, SLG: 0.358	0-3 K			4-0 BB 1B BB	0-0 F7			0-0 WP SF7 2B	3 2 1 0 1 1 1		
Graig Nettles, L (1,5) OBP: 0.287, SLG: 0.284	0-3 K			0-3 K		0-0 G3		4-0 SF7 WP IBB	3 0 0 0 1 2 2		
Carmelo Martínez, R (1,7) OBP: 0.362, SLG: 0.377			0-3 K	4-0 1B BB		0-3 K		0-0 SF7	2 0 0 1 1 2 0		
Garry Templeton, S (1,6) OBP: 0.326, SLG: 0.331			4-0 S BB	0-0 1-3 2-3 3-3 1B		0-0 F9		4-0 FC6 IBB	2 0 1 2 2 0 0		
Ed Whitson, R (1,1) Craig Lefferts, L (6,1) Rich Gossage, R (7,1)			0-3 K	0-3 K	0-0 4-3		0-0 FC6			2 0 0 0 0 2 3 0 0 0 0 0 0 0 2 0 0 0 0 0 2	
Inning Stats	R: 0 H: 0 E: 0 LOB: 0 K: 0 BB: 0 S: 3 P: 3	R: 0 H: 0 E: 0 LOB: 0 K: 2 BB: 0 S: 7 P: 7	R: 0 H: 0 E: 0 LOB: 1 K: 2 BB: 1 S: 7 P: 11	R: 3 H: 3 E: 0 LOB: 2 K: 3 BB: 2 S: 12 P: 20	R: 1 H: 2 E: 0 LOB: 1 K: 1 BB: 0 S: 7 P: 7	R: 0 H: 0 E: 0 LOB: 0 K: 1 BB: 0 S: 5 P: 5	R: 0 H: 1 E: 1 LOB: 1 K: 0 BB: 0 S: 4 P: 4	R: 1 H: 1 E: 0 LOB: 2 K: 0 BB: 2 S: 4 P: 12	1B: 4 SF: 1 2B: 2 SAC: 0 3B: 1 DP: 0 HR: 0 HBP: 0	WP: 1 PA: 36 PB: 0 SB: 2 CS: 0	
PITCHER	IP WLS BF H R ER SO BB IBB HBP BLK WP HR S P ERA WHIP										
Dwight Gooden, R (1,1) ERA: 4.15	4.2 L 22 5 4 4 8 3 0 0 0 0 0 0 6 6 7.71 1.714										
Tom Gorman, L (5,1) ERA: 5.09	1.1 4 0 0 0 1 0 0 0 0 0 0 0 6 6 0.00 0.000										
Brent Gaff, R (7,1) ERA: 2.57	2.0 10 2 1 1 0 0 2 0 0 0 1 0 8 16 4.50 1.000										

AB 29
R 4
H 6
RBI 4
BB 6
SO 9
LOB 13



AB 30
R 5
H 7
RBI 5
BB 5
SO 9
LOB 14



livebaseballscores.com

livebaseballscores.com

Batter	1	2	3	4	5	6	7	8	9	AB	R	H	RBI	BB	SO	LOB	TOP				
Kelvin Chapman, R (1,4) OBP: 0.286, SLG: 0.350	0-0 6-3	0-0 F1			0-0 4-3		0-0 F7			4	0	0	0	0	0	2					
José Oquendo, S (1,6) OBP: 0.297, SLG: 0.200	0-0 1-3		0-0 F9		0-0 4-3		0-0 6-3			4	1	1	0	0	0	0					
Keith Hernandez, L (1,3) OBP: 0.361, SLG: 0.392	0-0 G3		0-0 1B		0-0 L1-4		0-0 6-3			4	0	2	1	0	0	0					
George Foster, R (1,7) OBP: 0.273, SLG: 0.447		0-0 F9	0-0 F5		0-0 L1-4		0-0 F8			4	0	0	0	0	0	2					
Darryl Strawberry, L (1,9) OBP: 0.388, SLG: 0.496		0-0 S 1B	0-0 4-3		0-3 K		0-3 K			4	1	1	0	0	2	1					
Mookie Wilson, S (1,8) OBP: 0.324, SLG: 0.346		0-0 S 1B		0-0 F9		0-0 4-3		0-0 6-3		4	1	1	0	0	0	0					
Hubie Brooks, R (1,5) OBP: 0.369, SLG: 0.429		0-0 SH1-3 1H 2H	0-0 1B		0-0 BB 1B		0-0 4-3			3	0	2	2	1	0	0					
Mike Fitzgerald, R (1,2) OBP: 0.382, SLG: 0.289		0-0 SH1-3 BB	0-0 BB		0-0 G1-6-3 BB		0-0 1-3			2	0	1	0	2	0	0					
Ed Lynch, R (1,1) OBP: 0.250, SLG: 0.250		0-0 SH1-3	0-0 BB		0-0 G1-6-3		0-0 4-3			2	0	0	0	0	0	4					
Tim Leary, R (7,1) OBP: 0.286, SLG: 0.714		0-0 SH1-3			0-0 F8					0	0	0	0	0	0	0					
Tom Gorman, L (7,1)										0	0	0	0	0	0	0					
Jerry Martin, R (9,PH)		0-0 1-2 2-3			0-0 1-2					1	0	0	0	0	0	0					
Inning Stats	R: 0 E: 0 K: 0 S: 3	H: 0 LOB: 0 BB: 0 P: 3	R: 2 E: 0 K: 0 S: 6	H: 3 LOB: 2 BB: 1 P: 10	R: 0 E: 0 K: 0 S: 4	H: 1 LOB: 1 BB: 0 P: 4	R: 0 E: 0 K: 0 S: 3	H: 1 LOB: 0 BB: 0 P: 7	R: 1 E: 0 K: 0 S: 4	H: 2 LOB: 0 BB: 0 P: 4	R: 0 E: 0 K: 1 S: 6	H: 1 LOB: 0 BB: 1 P: 10	R: 0 E: 0 K: 0 S: 5	H: 0 LOB: 0 BB: 0 P: 5	R: 0 E: 0 K: 0 S: 3	H: 0 LOB: 0 BB: 0 P: 3	1B: 8 2B: 1 3B: 0 HR: 0	SF: 0 SAC: 1 DP: 2 HBP: 0	WP: 0 PB: 0 SB: 3 CS: 0	PA: 36	
PITCHER	IP	WLS	BF	H	R	ER	SO	BB	IBB	HBP	BLK	WP	HR	S	P	ERA	WHIP				
Mark Thurmond, L (1,1) ERA: 4.17	6.0	W	27	8	3	3	1	3	0	0	0	0	0	26	38	4.50	1.833				
Dave Dravecky, L (7,1) ERA: 3.44	3.0	S	9	0	0	0	1	0	0	0	0	0	0	11	11	0.00	0.000				

New York Mets @ San Diego Padres
Jack Murphy Stadium, San Diego, CA
Sat May 19 1984, 10:05 PM EDT
Att: 20,017 - Unknown

AB 32
R 3
H 8
RBI 3
BB 3
SO 2
LOB 9



Batter	1	2	3	4	5	6	7	8	9	AB	R	H	RBI	BB	SO	LOB	BOTTOM				
Alan Wiggins, S (1,4) OBP: 0.345, SLG: 0.299	0-0 1-3			0-0 4-3		0-0 HR 1B	1-0 1B HBP			3	2	1	0	0	0	0					
Tony Gwynn, L (1,9) OBP: 0.442, SLG: 0.483	0-0 4-3			0-0 G3		0-0 1B HR	0-0 1B 2H			4	1	2	4	0	0	0					
Bobby Brown, S (1,8) OBP: 0.303, SLG: 0.333	0-3 K			0-0 4-3		0-0 4-3	0-0 1B 3H			4	0	1	1	0	1	0					
Steve Garvey, R (1,3) OBP: 0.268, SLG: 0.346		0-0 F4			0-0 FC4-6 1B	0-0 4-3	0-0 F6			4	0	1	0	0	0	2					
Terry Kennedy, L (1,2) OBP: 0.294, SLG: 0.376		0-3 K			0-0 FC4-6 1-2F G4-6-3		0-0 F8			4	1	1	1	0	1	1					
Graig Nettles, L (1,5) OBP: 0.276, SLG: 0.274		0-0 F8			0-0 G4-6-3		0-0 F6	0-0 F6		4	0	0	0	0	0	1					
Carmelo Martínez, R (1,7) OBP: 0.366, SLG: 0.418			0-0 F7			0-0 HR	0-0 1B 2B			4	2	2	1	0	0	0					
Garry Templeton, S (1,6) OBP: 0.326, SLG: 0.331			0-3 K			0-3 K	0-0 1B 1B			3	1	1	1	0	2	0					
Mark Thurmond, L (1,1) OBP: 0.300, SLG: 0.222			0-0 F8			0-0 1B HR	0-3 K			1	0	0	0	0	0	0					
Tim Flannery, L (6,PH) OBP: 0.267, SLG: 0.400										1	1	1	0	0	0	0					
Dave Dravecky, R (7,1)										1	0	0	0	0	1	1					
Inning Stats	R: 0 E: 0 K: 1 S: 5	H: 0 LOB: 0 BB: 0 P: 5	R: 0 E: 0 K: 1 S: 5	H: 0 LOB: 0 BB: 0 P: 5	R: 0 E: 0 K: 0 S: 3	H: 0 LOB: 0 BB: 0 P: 3	R: 0 E: 0 K: 0 S: 3	H: 1 LOB: 0 BB: 0 P: 3	R: 4 E: 0 K: 1 S: 9	H: 4 LOB: 0 BB: 0 P: 9	R: 4 E: 0 K: 1 S: 10	H: 5 LOB: 2 BB: 0 P: 11	R: 0 E: 0 K: 0 S: 3	H: 0 LOB: 0 BB: 0 P: 3	1B: 6 2B: 1 3B: 0 HR: 3	SF: 0 SAC: 0 DP: 1 HBP: 1	WP: 0 PB: 0 SB: 0 CS: 0	PA: 34			
PITCHER	IP	WLS	BF	H	R	ER	SO	BB	IBB	HBP	BLK	WP	HR	S	P	ERA	WHIP				
Ed Lynch, R (1,1) ERA: 3.44	6.0	L	22	5	4	4	4	0	0	0	0	0	0	7	8	54.00	4.500				
Tim Leary, R (7,1) ERA: 4.05	0.2		6	3	4	4	1	0	0	1	0	0	0	6	6	0.00	1.500				
Tom Gorman, L (7,1) ERA: 4.05	1.1		6	2	0	0	0	0	0	0	0	0	0	6	6	0.00	1.500				

New York Mets @ San Diego Padres
Jack Murphy Stadium, San Diego, CA
Sat May 19 1984, 10:05 PM EDT
Att: 20,017 - Unknown

AB 33
R 8
H 10
RBI 8
BB 0
SO 5
LOB 5



Batter	1	2	3	4	5	6	7	8	9	AB	R	H	RBI	BB	SO	LOB	TOP					
Chili Davis, S OBP: 0.331, SLG: 0.462 (1, 8)										4	0	1	0	0	0	1	San Francisco Giants @ New York Mets Shea Stadium, Flushing, NY Tue May 22 1984, 7:05 PM EDT Att: 14,834 - Unknown					
Joel Youngblood, R OBP: 0.335, SLG: 0.303 (1, 4)									3	0	0	0	1	1	1							
Joe Pittman, R OBP: 0.133, SLG: 0.143 (8, 4)									0	0	0	0	0	0	0							
Al Oliver, L OBP: 0.331, SLG: 0.360 (1, 3)									3	2	1	0	1	0	1							
Scot Thompson, L OBP: 0.364, SLG: 0.300 (8, 3)									0	0	0	0	0	0	0							
Jack Clark, R OBP: 0.439, SLG: 0.574 (1, 9)									4	2	2	3	0	0	1							
Jeffrey Leonard, R OBP: 0.336, SLG: 0.402 (1, 7)									3	1	1	0	1	1	0							
Bob Brenly, R OBP: 0.422, SLG: 0.446 (1, 2)									4	0	2	2	0	0	1							
Tom O'Malley, L (1, 5)									4	0	0	0	0	0	3	AB 33 R 5 H 7 RBI 5 BB 3 SO 4 LOB 11						
Johnnie LeMaster, R OBP: 0.272, SLG: 0.261 (1, 6)									4	0	0	0	0	1	1							
Mark Davis, L (1, 1)									4	0	0	0	0	1	2							
Gary Lavelle, S (9, 1)									0	0	0	0	0	0	0							
Inning Stats	R: 0 E: 0 K: 0 S: 3	H: 1 LOB: 0 BB: 0 P: 3	R: 0 E: 0 K: 1 S: 5	H: 0 LOB: 0 BB: 0 P: 5	R: 0 E: 1 K: 0 S: 4	H: 0 LOB: 1 BB: 0 P: 4	R: 2 E: 0 K: 1 S: 7	H: 2 LOB: 1 BB: 1 P: 11	R: 0 E: 0 K: 0 S: 5	H: 0 LOB: 0 BB: 0 P: 5	R: 2 E: 0 K: 0 S: 4	H: 2 LOB: 1 BB: 2 P: 12	R: 0 E: 0 K: 0 S: 3	H: 0 LOB: 0 BB: 0 P: 3	R: 1 E: 0 K: 0 S: 4	H: 1 LOB: 0 BB: 0 P: 4	R: 0 E: 0 K: 1 S: 6	H: 1 LOB: 1 BB: 0 P: 6	1B: 3 2B: 2 3B: 0 HR: 2	SF: 0 SAC: 0 DP: 1 HBP: 0	WP: 1 PB: 0 SB: 0 CS: 1	PA: 36
PITCHER	IP WLS BF H R ER SO BB IBB HBP BLK WP HR S P ERA WHIP																					
Ron Darling, R (1, 1)	6.0 L 25 5 4 4 3 3 3 0 0 0 0 1 1 28 40 6.00 1.333																					
Tom Gorman, L (7, 1)	1.0 3 0 0 0 0 0 0 0 0 0 0 0 0 3 3 0.00 0.000																					
Brent Gaff, R (8, 1)	2.0 8 2 1 1 1 1 0 0 0 0 0 0 0 1 10 10 4.50 1.000																					

Batter	1	2	3	4	5	6	7	8	9	AB	R	H	RBI	BB	SO	LOB	BOTTOM			
Kelvin Chapman, R OBP: 0.355, SLG: 0.370 (1, 4)										5	1	3	0	0	1	0	San Francisco Giants @ New York Mets Shea Stadium, Flushing, NY Tue May 22 1984, 7:05 PM EDT Att: 14,834 - Unknown			
Ron Gardenhire, R OBP: 0.221, SLG: 0.198 (1, 6)										4	0	0	0	0	2					
Jerry Martin, R (9, PH) OBP: 0.167, SLG: 0.667										1	0	0	0	1	1					
Keith Hernandez, L (1, 3) OBP: 0.370, SLG: 0.396										5	0	3	1	0	1					
George Foster, R OBP: 0.277, SLG: 0.439 (1, 7)										3	1	1	0	1	2					
Darryl Strawberry, L (1, 9) OBP: 0.382, SLG: 0.485										4	0	0	0	0	4					
Mookie Wilson, S (1, 8) OBP: 0.324, SLG: 0.345									4	0	2	0	0	1	1					
Hubie Brooks, R (1, 5) OBP: 0.362, SLG: 0.425									4	0	1	0	0	0	3	AB 37 R 4 H 11 RBI 2 BB 2 SO 5 LOB 18				
Mike Fitzgerald, R (1, 2) OBP: 0.373, SLG: 0.347									4	1	1	1	0	0	3					
Ron Darling, R (1, 1) OBP: 0.063, SLG: 0.063 (7, 1)									2	0	0	0	0	2	1					
Tom Gorman, L (7, 1)									0	0	0	0	0	0	0					
José Oquendo, S (7, PH) OBP: 0.284, SLG: 0.198									1	0	0	0	0	0	0					
Brent Gaff, R (8, 1)									0	0	0	0	0	0	0					
Wally Backman, S (9, PH) OBP: 0.360, SLG: 0.296									0	1	0	0	1	0	0					
Inning Stats	R: 0 E: 0 K: 1 S: 5	H: 0 LOB: 0 BB: 0 P: 5	R: 1 E: 0 K: 0 S: 5	H: 2 LOB: 1 BB: 0 P: 5	R: 1 E: 1 K: 1 S: 7	H: 2 LOB: 2 BB: 1 P: 11	R: 0 E: 0 K: 1 S: 6	H: 1 LOB: 1 BB: 0 P: 6	R: 0 E: 0 K: 0 S: 4	H: 2 LOB: 1 BB: 0 P: 4	R: 0 E: 0 K: 0 S: 3	H: 1 LOB: 0 BB: 0 P: 3	R: 0 E: 0 K: 1 S: 6	H: 1 LOB: 1 BB: 0 P: 6	R: 2 E: 0 K: 1 S: 7	H: 2 LOB: 1 BB: 1 P: 11	1B: 9 2B: 1 3B: 0 HR: 1	SF: 0 SAC: 0 DP: 1 HBP: 0	WP: 2 PB: 0 SB: 3 CS: 0	PA: 39
PITCHER	IP WLS BF H R ER SO BB IBB HBP BLK WP HR S P ERA WHIP																			
Mark Davis, L (1, 1)	8.1 W 35 10 3 3 4 1 0 0 0 0 1 0 5 9 13.50 3.000																			
Gary Lavelle, L (9, 1)	0.2 S 4 1 1 1 1 1 0 0 0 0 1 0 5 9 13.50 3.000																			

Batter	1	2	3	4	5	6	7	8	9	AB	R	H	RBI	BB	SO	LOB	TOP			
Chili Davis, S OBP: 0.327, SLG: 0.449 (1, 8)	3-1		K		E6		HBP		4-3	4	0	0	0	0	1	1	San Francisco Giants @ New York Mets Shea Stadium, Flushing, NY Thu May 24 1984, 7:05 PM EDT Att: 12,363 - Unknown AB 35 R 3 H 8 RBI 3 BB 2 SO 5 LOB 16			
Joel Youngblood, R OBP: 0.331, SLG: 0.307 Duane Kuiper, L OBP: 0.244, SLG: 0.195 (9, 4)	L6			1B	F8		1-3		4-3	5	1	1	0	0	0	3				
Al Oliver, L OBP: 0.336, SLG: 0.364 (1, 3)	L6			1B			6-3			4	0	2	2	0	0	1				
Jack Clark, R OBP: 0.435, SLG: 0.571 (1, 9)		4-3		G6-4-3	K					4	0	1	0	0	1	3				
Jeffrey Leonard, R OBP: 0.340, SLG: 0.413 (1, 7)							F7		K	4	0	2	0	0	1	1				
Bob Brenly, R OBP: 0.425, SLG: 0.471 (1, 2)	L6			2B					F8	3	1	1	1	1	0	2				
Tom O'Malley, L (1, 5)	F9			BB			HR			3	0	0	0	1	0	3				
Johnnie LeMaster, R OBP: 0.286, SLG: 0.254 Gene Richards, L OBP: 0.371, SLG: 0.275 Joe Pittman, R OBP: 0.133, SLG: 0.143 (8, 6)	4-3				L4		5-3		4-3	3	0	0	0	0	0	0		2		
Mike Krukow, R OBP: 0.200, SLG: 0.158 (1, 1)	K						F8		K	4	1	1	0	0	2	0				
Inning Stats	R: 0 E: 0 K: 0 S: 3	H: 0 LOB: 0 BB: 0 P: 3	R: 0 E: 0 K: 0 S: 4	H: 1 LOB: 1 BB: 0 P: 4	R: 0 E: 0 K: 2 S: 7	H: 0 LOB: 0 BB: 0 P: 7	R: 1 E: 0 K: 0 S: 5	H: 3 LOB: 2 BB: 1 P: 9	R: 1 E: 1 K: 1 S: 8	H: 2 LOB: 2 BB: 0 P: 8	R: 1 E: 0 K: 0 S: 4	H: 1 LOB: 1 BB: 0 P: 4	R: 0 E: 0 K: 1 S: 6	H: 1 LOB: 2 BB: 0 P: 10	R: 0 E: 0 K: 1 S: 5	H: 0 LOB: 0 BB: 0 P: 5		1B: 4 2B: 3 3B: 0 HR: 1	SF: 0 SAC: 0 DP: 1 HBP: 1	WP: 0 PB: 0 CS: 0
PITCHER	IP	WLS	BF	H	R	ER	SO	BB	IBB	HBP	BLK	WP	HR	S	P	ERA	WHIP			
Walt Terrell, R ERA: 3.73 (1, 1)	8.0	L	35	8	3	2	4	2	0	1	0	0	1	40	49	2.25	1.250			
Doug Sisk, R ERA: 0.62 (9, 1)	1.0		3	0	0	0	1	0	0	0	0	0	0	5	5	0.00	0.000			

Batter	1	2	3	4	5	6	7	8	9	AB	R	H	RBI	BB	SO	LOB	BOTTOM			
Wally Backman, S OBP: 0.364, SLG: 0.297 (1, 4)	F7				K					3	0	1	0	1	1	0	San Francisco Giants @ New York Mets Shea Stadium, Flushing, NY Thu May 24 1984, 7:05 PM EDT Att: 12,363 - Unknown AB 30 R 2 H 4 RBI 2 BB 2 SO 9 LOB 6			
José Oquendo, S OBP: 0.276, SLG: 0.194 Danny Heep, L OBP: 0.300, SLG: 0.429 Doug Sisk, R OBP: 0.200, SLG: 0.200 (8, PH)	K		SF8				L4		K	2	0	0	1	0	1	0				
Keith Hernandez, L OBP: 0.361, SLG: 0.384 (1, 3)	F5		F5				F8		F9	4	0	0	0	0	0	1				
George Foster, R OBP: 0.270, SLG: 0.428 (1, 7)		K			E4		K		5-3	4	0	0	0	0	2	0				
Darryl Strawberry, L OBP: 0.378, SLG: 0.475 (1, 9)		K			L4					3	0	0	0	1	2	1				
Mookie Wilson, S OBP: 0.315, SLG: 0.336 (1, 8)	F9				FC4-6		F9		FC4-6	4	0	0	0	0	0	2				
Hubie Brooks, R OBP: 0.368, SLG: 0.431 (1, 5)							F8			3	1	2	0	0	0	0				
Mike Fitzgerald, R OBP: 0.371, SLG: 0.385 (1, 2)									K	3	1	1	1	0	1	0				
Walt Terrell, L OBP: 0.083, SLG: 0.043 Rusty Staub, L OBP: 0.400, SLG: 0.421 Ron Gardenhire, R OBP: 0.221, SLG: 0.198 (8, PH)									1-3	2	0	0	0	0	0	0				
Inning Stats	R: 0 E: 0 K: 1 S: 5	H: 0 LOB: 0 BB: 0 P: 5	R: 0 E: 0 K: 2 S: 7	H: 0 LOB: 0 BB: 0 P: 7	R: 2 E: 0 K: 1 S: 7	H: 2 LOB: 1 BB: 1 P: 11	R: 0 E: 1 K: 0 S: 4	H: 1 LOB: 2 BB: 0 P: 4	R: 0 E: 0 K: 1 S: 5	H: 0 LOB: 0 BB: 0 P: 5	R: 0 E: 0 K: 1 S: 5	H: 0 LOB: 0 BB: 0 P: 5	R: 0 E: 0 K: 2 S: 8	H: 1 LOB: 1 BB: 0 P: 8	R: 0 E: 0 K: 0 S: 3	H: 0 LOB: 1 BB: 1 P: 7		1B: 3 2B: 0 3B: 1 HR: 0	SF: 1 SAC: 0 DP: 0 HBP: 0	WP: 0 PB: 0 CS: 0
PITCHER	IP	WLS	BF	H	R	ER	SO	BB	IBB	HBP	BLK	WP	HR	S	P	ERA	WHIP			
Mike Krukow, R ERA: 4.72 (1, 1)	9.0	W	33	4	2	2	9	2	0	0	0	0	0	49	57	2.00	0.667			

Batter	1	2	3	4	5	6	7	8	9	AB	R	H	RBI	BB	SO	LOB	TOP																			
Steve Sax, R OBP: 0.347, SLG: 0.373 Rafael Landestoy, S OBP: 0.226, SLG: 0.200	G3-4-1		K			K		3-1		3	0	0	0	0	2	0	Los Angeles Dodgers @ New York Mets Shea Stadium, Flushing, NY Fri May 25 1984, 7:05 PM EDT Att: 27,340 - Unknown																			
Ken Landreaux, L OBP: 0.319, SLG: 0.313	BB		F8			F7		K		3	0	0	0	1	1	0																				
Pedro Guerrero, R OBP: 0.311, SLG: 0.356	K					BB			HR	3	1	1	1	1	2	1																				
Franklin Stubbs, L OBP: 0.306, SLG: 0.382 Lemmie Miller, R OBP: 0.333, SLG: 0.250	K					K		F3		3	0	0	0	0	3	2																				
Mike Scioscia, L OBP: 0.414, SLG: 0.339 Steve Yeager, R OBP: 0.281, SLG: 0.284		2B						F7		3	0	1	0	0	1	0																				
Terry Whitfield, L OBP: 0.277, SLG: 0.382 Jose Morales, R OBP: 0.235, SLG: 0.188 Dave Anderson, R OBP: 0.333, SLG: 0.273	K					6-3			2B	3	0	0	0	0	2	1																				
R.J. Reynolds, S OBP: 0.372, SLG: 0.450	F8					F8			1B	3	0	1	0	1	0	1																				
Bob Bailor, R OBP: 0.318, SLG: 0.268	F8								2B	3	0	1	0	0	0	2																				
Rick Honeycutt, L OBP: 0.208, SLG: 0.174 Rick Monday, L OBP: 0.297, SLG: 0.333 Pat Zachry, R OBP: 0.297, SLG: 0.333			K			K		K		2	0	0	0	0	2	1																				
										1	0	0	0	0	1	0																				
										0	0	0	0	0	0	0																				
Inning Stats	R: 0 E: 0 K: 2 S: 7	H: 0 LOB: 1 BB: 1 P: 11	R: 0 E: 0 K: 1 S: 6	H: 1 LOB: 1 BB: 0 P: 6	R: 0 E: 0 K: 2 S: 7	H: 0 LOB: 0 BB: 0 P: 7	R: 0 E: 0 K: 2 S: 7	H: 0 LOB: 0 BB: 0 P: 7	R: 0 E: 0 K: 1 S: 6	H: 1 LOB: 1 BB: 0 P: 6	R: 0 E: 0 K: 2 S: 7	H: 0 LOB: 1 BB: 1 P: 11	R: 0 E: 0 K: 2 S: 7	H: 0 LOB: 1 BB: 1 P: 11	R: 1 E: 0 K: 0 S: 5	H: 3 LOB: 3 BB: 0 P: 5	1B: 2 2B: 2 3B: 0 HR: 1	SF: 0 SAC: 0 DP: 0 HBP: 0	WP: 0 PB: 0 SB: 0 CS: 0	PA: 34																
PITCHER	IP	WLS	BF	H	R	ER	SO	BB	IBB	HBP	BLK	WP	HR	S	P	ERA	WHIP	PITCHER		IP	WLS	BF	H	R	ER	SO	BB	IBB	HBP	BLK	WP	HR	S	P	ERA	WHIP
Dwight Gooden, R ERA: 3.68	(1, 1)	8.0	W	30	3	1	1	14	3	0	0	0	0	1	55	67	1.12	0.750																		
Jesse Orosco, L ERA: 2.18	(9, 1)	1.0	S	4	2	0	0	0	0	0	0	0	0	0	4	4	0.00	2.000																		

AB	31
R	1
H	5
RBI	1
BB	3
SO	14
LOB	8



Batter	1	2	3	4	5	6	7	8	9	AB	R	H	RBI	BB	SO	LOB	BOTTOM																			
Kelvin Chapman, R OBP: 0.371, SLG: 0.367	6-3		F9			FC6-4 1B		CS BB		3	0	1	0	1	0	0	Los Angeles Dodgers @ New York Mets Shea Stadium, Flushing, NY Fri May 25 1984, 7:05 PM EDT Att: 27,340 - Unknown																			
Mookie Wilson, S OBP: 0.320, SLG: 0.347	L4		1B 2B			FC6-4 1-2f		BB 1B		4	1	2	0	0	0	1																				
Keith Hernandez, L OBP: 0.364, SLG: 0.383	K		1B			F8		BB		3	0	1	1	1	1	1																				
George Foster, R OBP: 0.275, SLG: 0.445		HR				FC4-8 IBB		K		3	1	1	1	1	1	2																				
Darryl Strawberry, L OBP: 0.371, SLG: 0.465	K					FC4-6 1-2f				3	0	0	0	0	1	2																				
Hubie Brooks, R OBP: 0.374, SLG: 0.436										3	0	2	0	0	0	0																				
Mike Fitzgerald, R OBP: 0.354, SLG: 0.364	F9					G4-6-3 1B				3	0	0	0	0	1	2																				
José Oquendo, S OBP: 0.269, SLG: 0.188	5-3					K				3	0	0	0	0	1	1																				
Dwight Gooden, R OBP: 0.053, SLG: 0.056 Jesse Orosco, R OBP: 0.800, SLG: 0.500			K			6-3				3	0	0	0	0	1	0																				
										0	0	0	0	0	0	0																				
Inning Stats	R: 0 E: 0 K: 1 S: 5	H: 0 LOB: 0 BB: 0 P: 5	R: 1 E: 0 K: 1 S: 7	H: 2 LOB: 1 BB: 0 P: 7	R: 1 E: 0 K: 1 S: 6	H: 2 LOB: 1 BB: 0 P: 6	R: 0 E: 0 K: 0 S: 3	H: 0 LOB: 0 BB: 0 P: 3	R: 0 E: 0 K: 1 S: 5	H: 0 LOB: 0 BB: 0 P: 5	R: 0 E: 0 K: 0 S: 4	H: 1 LOB: 2 BB: 1 P: 8	R: 0 E: 0 K: 1 S: 5	H: 1 LOB: 2 BB: 2 P: 5	R: 0 E: 0 K: 1 S: 5	H: 1 LOB: 2 BB: 2 P: 13	1B: 5 2B: 1 3B: 0 HR: 1	SF: 0 SAC: 0 DP: 1 HBP: 0	WP: 0 PB: 0 SB: 1 CS: 1	PA: 31																
PITCHER	IP	WLS	BF	H	R	ER	SO	BB	IBB	HBP	BLK	WP	HR	S	P	ERA	WHIP	PITCHER		IP	WLS	BF	H	R	ER	SO	BB	IBB	HBP	BLK	WP	HR	S	P	ERA	WHIP
Rick Honeycutt, L ERA: 1.85	(1, 1)	7.0	L	26	6	2	2	5	0	1	0	0	0	1	35	39	2.57	0.857																		
Pat Zachry, R ERA: 2.55	(8, 1)	1.0	S	5	1	0	0	1	2	0	0	0	0	5	13	0.00	3.000																			



Batter	1	2	3	4	5	6	7	8	9	AB	R	H	RBI	BB	SO	LOB	TOP			
Dave Anderson, R (1, 6) OBP: 0.319, SLG: 0.259	6-3		L6		6-3		G3			4	0	0	0	0	0	0	Los Angeles Dodgers @ New York Mets Shea Stadium, Flushing, NY Sat May 26 1984, 3:33 AM EDT Att: 20,051 - Unknown			
R.J. Reynolds, S (1, 9) OBP: 0.383, SLG: 0.455			F7				4-3			4	0	2	0	0	0	0				
Ken Landreaux, L (1, 8) OBP: 0.314, SLG: 0.314 Lemmie Miller, R (8, PH) OBP: 0.300, SLG: 0.222	L6		1-3					5-3		3	0	1	0	0	0	1				
Pedro Guerrero, R (1, 5) OBP: 0.305, SLG: 0.348	F9				5-3		F9			4	0	0	0	0	0	3				
Franklin Stubbs, L (1, 3) OBP: 0.303, SLG: 0.424		K					4-3			4	1	1	1	0	1	0				
Mike Scioscia, L (1, 2) OBP: 0.438, SLG: 0.390 Steve Sax, R (9, PH) OBP: 0.345, SLG: 0.371								F9		3	0	3	0	0	0	0				
Terry Whitfield, L (1, 7) OBP: 0.279, SLG: 0.381										1	0	0	0	0	0	0				
Jose Morales, R (9, PH) OBP: 0.222, SLG: 0.176										3	0	1	0	0	1	2				
Bob Bailor, R (1, 4) OBP: 0.313, SLG: 0.267										4	0	1	0	0	0	4				
Orel Hershiser, R (1, 1) Tom Niedenfuer, R (7, 1) Carlos Diaz, R (8, 1) Steve Yeager, R (9, PH) OBP: 0.278, SLG: 0.280										3	0	0	0	0	0	2				
Inning Stats	R: 0 E: 0 K: 0 S: 4	H: 1 LOB: 1 BB: 0 P: 4	R: 0 E: 0 K: 1 S: 7	H: 2 LOB: 2 BB: 0 P: 7	R: 0 E: 0 K: 0 S: 3	H: 0 LOB: 0 BB: 0 P: 3	R: 1 E: 0 K: 1 S: 7	H: 2 LOB: 1 BB: 0 P: 7	R: 0 E: 0 K: 0 S: 5	H: 2 LOB: 2 BB: 0 P: 5	R: 0 E: 0 K: 0 S: 4	H: 1 LOB: 0 BB: 0 P: 4	R: 0 E: 0 K: 0 S: 3	H: 0 LOB: 0 BB: 0 P: 3	R: 0 E: 0 K: 2 S: 8	H: 1 LOB: 1 BB: 0 P: 8	1B: 7 2B: 1 3B: 0 HR: 1	SF: 0 SAC: 0 DP: 0 HBP: 0	WP: 0 PB: 0 SB: 0 CS: 0	PA: 36
PITCHER	IP WLS BF H R ER SO BB IBB HBP BLK WP HR S P ERA WHIP																			
Ed Lynch, R (1, 1) ERA: 3.32	4.0	17	5	1	1	2	0	0	0	0	0	0	0	0	0	0	2.25	1.250		
Tim Leary, R (5, 1) ERA: 4.24	3.0	W 12	3	0	0	0	0	0	0	0	0	0	0	0	12	12	0.00	1.000		
Jesse Orosco, L (8, 1) ERA: 1.99	2.0	S 7	1	0	0	2	0	0	0	0	0	0	0	11	11	0.00	0.500			

Batter	1	2	3	4	5	6	7	8	9	AB	R	H	RBI	BB	SO	LOB	BOTTOM			
Wally Backman, S (1, 4) OBP: 0.369, SLG: 0.314	K									4	0	2	1	0	1	0	Los Angeles Dodgers @ New York Mets Shea Stadium, Flushing, NY Sat May 26 1984, 3:33 AM EDT Att: 20,051 - Unknown			
Mookie Wilson, S (1, 8) OBP: 0.312, SLG: 0.338	6-3		K2-3							4	0	0	0	0	2	4				
Keith Hernandez, L (1, 3) OBP: 0.373, SLG: 0.389										3	0	2	0	1	0	0				
George Foster, R (1, 7) OBP: 0.269, SLG: 0.434										4	0	0	0	0	1	3				
Darryl Strawberry, L (1, 9) OBP: 0.368, SLG: 0.466										4	0	1	0	0	1	1				
Hubie Brooks, R (1, 5) OBP: 0.377, SLG: 0.455										3	1	1	1	1	0	1				
Ron Hodges, L (1, 2) OBP: 0.250, SLG: 0.133 Kelvin Chapman, R (7, PR) OBP: 0.371, SLG: 0.367 Junior Ortiz, R (8, 2) OBP: 0.212, SLG: 0.138										2	0	0	0	1	0	2				
José Oquendo, S (1, 6) OBP: 0.264, SLG: 0.184 Danny Heep, L (7, PH) OBP: 0.323, SLG: 0.483 Jesse Orosco, R (8, 1) OBP: 0.800, SLG: 0.500										2	0	0	0	0	0	0				
Ed Lynch, R (1, 1) OBP: 0.222, SLG: 0.222 Tim Leary, R (5, 1) OBP: 0.250, SLG: 0.625 Rusty Staub, L (7, PH) OBP: 0.428, SLG: 0.421 Ron Gardenhire, R (7, PR) OBP: 0.221, SLG: 0.198										1	0	0	0	0	1	0				
Inning Stats	R: 0 E: 0 K: 1 S: 5	H: 0 LOB: 1 BB: 1 P: 9	R: 0 E: 0 K: 0 S: 3	H: 0 LOB: 0 BB: 0 P: 3	R: 0 E: 0 K: 2 S: 8	H: 1 LOB: 1 BB: 0 P: 8	R: 0 E: 0 K: 1 S: 7	H: 1 LOB: 2 BB: 0 P: 7	R: 0 E: 0 K: 0 S: 3	H: 0 LOB: 0 BB: 0 P: 3	R: 0 E: 0 K: 1 S: 5	H: 1 LOB: 0 BB: 0 P: 5	R: 2 E: 0 K: 1 S: 7	H: 3 LOB: 3 BB: 2 P: 15	R: 0 E: 0 K: 0 S: 4	H: 1 LOB: 2 BB: 1 P: 8		1B: 3 2B: 3 3B: 0 HR: 1	SF: 0 SAC: 0 DP: 1 HBP: 0	WP: 0 PB: 0 SB: 0 CS: 0
PITCHER	IP WLS BF H R ER SO BB IBB HBP BLK WP HR S P ERA WHIP																			
Orel Hershiser, R (1, 1) ERA: 4.97	6.1	25	4	2	2	6	2	0	0	0	0	0	0	0	35	43	2.84	0.947		
Tom Niedenfuer, R (7, 1) ERA: 1.95	1.0	L 6	3	0	0	0	0	1	0	0	0	0	0	5	9	0.00	3.000			
Carlos Diaz, L (8, 1) ERA: 2.0	0.2	3	0	0	0	0	0	1	0	0	0	0	0	2	6	0.00	0.000			

Batter	1	2	3	4	5	6	7	8	9	AB	R	H	RBI	BB	SO	LOB	TOP										
R.J. Reynolds, S OBP: 0.373, SLG: 0.447 (1, 9)										3	1	1	1	0	1	1											
Ken Landreaux, L OBP: 0.317, SLG: 0.321 (1, 8)										4	0	1	0	0	0	3											
Franklin Stubbs, L OBP: 0.300, SLG: 0.413 (1, 3)										4	1	1	0	0	1	1											
Pedro Guerrero, R OBP: 0.304, SLG: 0.351 (1, 5)										4	0	1	0	0	1	3											
Rick Monday, L OBP: 0.333, SLG: 0.382 (1, 7)										1	0	1	2	1	0	0											
Terry Whitfield, L OBP: 0.279, SLG: 0.381 (4, 7)										0	0	0	0	0	0	0											
Candy Maldonado, R OBP: 0.352, SLG: 0.379 (6, PH)										1	0	0	0	1	0	0											
Burt Hooton, R (8, 1)										0	0	0	0	0	0	0											
Mike Scioscia, L OBP: 0.416, SLG: 0.365 (1, 2)										4	0	0	0	0	0	4											
Bob Bailor, R OBP: 0.314, SLG: 0.271 (1, 4)										3	1	1	0	0	0	2											
Pat Zachry, R (6, 1)										0	0	0	0	0	0	0											
Carlos Diaz, R (7, 1)										0	0	0	0	0	0	0											
Lemmie Miller, R OBP: 0.273, SLG: 0.200 (8, 9)										1	0	0	0	0	0	0											
Dave Anderson, R OBP: 0.327, SLG: 0.282 (1, 6)										4	0	2	0	0	0	0											
Bob Welch, R OBP: 0.063, SLG: 0.063 (1, 1)										2	0	0	0	0	1	2											
Rafael Landestoy, S OBP: 0.212, SLG: 0.188 (6, 4)										2	0	0	0	0	1	1											
Inning Stats	R: 2 E: 0 K: 1 S: 8	H: 3 LOB: 1 BB: 0 P: 8	R: 1 E: 1 K: 1 S: 7	H: 2 LOB: 1 BB: 0 P: 7	R: 0 E: 0 K: 1 S: 6	H: 1 LOB: 2 BB: 1 P: 10	R: 0 E: 0 K: 0 S: 3	H: 0 LOB: 0 BB: 0 P: 3	R: 0 E: 0 K: 0 S: 3	H: 0 LOB: 0 BB: 0 P: 3	R: 0 E: 0 K: 2 S: 8	H: 1 LOB: 1 BB: 0 P: 8	R: 0 E: 0 K: 0 S: 3	H: 0 LOB: 0 BB: 1 P: 7	R: 0 E: 0 K: 0 S: 3	H: 0 LOB: 0 BB: 0 P: 3	1B: 4 2B: 5 3B: 0 HR: 0	SF: 1 SAC: 0 DP: 1 HBP: 0	WP: 0 PB: 0 SB: 0 CS: 0	PA: 36							
PITCHER	IP	WLS	BF	H	R	ER	SO	BB	IBB	HBP	BLK	WP	HR	S	P	ERA	WHIP										
Mike Torrez, R ERA: 5.66 (1, 1)	5.0	L	22	7	3	2	3	1	0	0	0	0	0	27	31	3.60	1.600										
Tom Gorman, L ERA: 2.79 (6, 1)	2.0		7	1	0	0	2	0	0	0	0	0	0	11	11	0.00	0.500										
Doug Sisk, R ERA: 0.58 (8, 1)	2.0		7	0	0	0	0	1	0	0	0	0	0	6	10	0.00	0.500										

Los Angeles Dodgers @ New York Mets
Shea Stadium, Flushing, NY
Sun May 27 1984, 3:33 AM EDT
Att: 26,465 - Unknown

AB	33
R	3
H	8
RBI	3
BB	2
SO	5
LOB	17



Batter	1	2	3	4	5	6	7	8	9	AB	R	H	RBI	BB	SO	LOB	BOTTOM										
Wally Backman, S OBP: 0.362, SLG: 0.309 (1, 4)										5	0	1	0	0	1	3											
Danny Heep, L OBP: 0.324, SLG: 0.452 (1, 9)										2	1	0	0	1	0	0											
Jerry Martin, R OBP: 0.143, SLG: 0.571 (7, PH)										1	0	0	0	0	1	2											
Doug Sisk, R OBP: 0.200, SLG: 0.200 (8, 1)										0	0	0	0	0	0	0											
Keith Hernandez, L OBP: 0.371, SLG: 0.385 (1, 3)										4	0	1	0	0	0	2											
George Foster, R OBP: 0.274, SLG: 0.454 (1, 7)										4	1	2	1	0	0	2											
Darryl Strawberry, L OBP: 0.365, SLG: 0.456 (1, 8)										3	0	0	0	1	1	1											
Hubie Brooks, R OBP: 0.374, SLG: 0.449 (1, 5)										4	0	1	0	0	1	3											
Mike Fitzgerald, R OBP: 0.333, SLG: 0.339 (1, 2)										4	0	0	0	0	1	5											
Ron Gardenhire, R OBP: 0.233, SLG: 0.212 (1, 6)										4	0	2	0	0	1	0											
Mike Torrez, R OBP: 0.288, SLG: 0.167 (1, 1)										1	0	1	0	0	0	0											
Rusty Staub, L OBP: 0.409, SLG: 0.400 (5, PH)										1	0	0	0	0	0	2											
Jose Cardenas, S OBP: 0.154, SLG: 0.184 (5, PH)										0	0	0	0	0	0	0											
Tom Gorman, L (8, 1)										0	0	0	0	0	0	0											
Mookie Wilson, S OBP: 0.308, SLG: 0.333 (7, PH)										2	0	0	0	0	0	1											
Inning Stats	R: 0 E: 0 K: 1 S: 5	H: 0 LOB: 0 BB: 0 P: 5	R: 0 E: 0 K: 0 S: 3	H: 0 LOB: 0 BB: 0 P: 3	R: 0 E: 0 K: 1 S: 6	H: 1 LOB: 1 BB: 0 P: 6	R: 1 E: 0 K: 1 S: 6	H: 1 LOB: 0 BB: 0 P: 6	R: 0 E: 0 K: 0 S: 5	H: 2 LOB: 2 BB: 0 P: 5	R: 1 E: 1 K: 0 S: 4	H: 1 LOB: 2 BB: 2 P: 12	R: 0 E: 0 K: 1 S: 7	H: 2 LOB: 2 BB: 0 P: 7	R: 0 E: 0 K: 2 S: 8	H: 1 LOB: 1 BB: 0 P: 8	R: 0 E: 0 K: 0 S: 3	H: 0 LOB: 0 BB: 0 P: 3	1B: 7 2B: 0 3B: 0 HR: 1	SF: 0 SAC: 0 DP: 1 HBP: 0	WP: 0 PB: 0 SB: 2 CS: 0	PA: 37					
PITCHER	IP	WLS	BF	H	R	ER	SO	BB	IBB	HBP	BLK	WP	HR	S	P	ERA	WHIP										
Bob Welch, R ERA: 3.54 (1, 1)	5.1	W	23	5	2	1	3	2	0	0	0	0	0	27	35	1.69	1.312										
Pat Zachry, R ERA: 2.41 (6, 1)	1.0		5	2	0	0	0	0	0	0	0	0	0	5	5	0.00	2.000										
Carlos Diaz, L ERA: 1.89 (7, 1)	1.0		4	1	0	0	1	0	0	0	0	0	0	6	6	0.00	1.000										
Burt Hooton, R ERA: 3.96 (8, 1)	1.2	S	5	0	0	0	2	0	0	0	0	0	0	9	9	0.00	0.000										

Los Angeles Dodgers @ New York Mets
Shea Stadium, Flushing, NY
Sun May 27 1984, 3:33 AM EDT
Att: 26,465 - Unknown

AB	35
R	2
H	8
RBI	1
BB	2
SO	6
LOB	21



Batter	1	2	3	4	5	6	7	8	9	AB	R	H	RBI	BB	SO	LOB	TOP								
Lonnie Smith, R OBP: 0.399, SLG: 0.435 Tito Landrum, R OBP: 0.370, SLG: 0.390										5	0	2	0	0	1	3									
Tom Herr, S OBP: 0.330, SLG: 0.326										5	2	1	1	0	0	2									
Andy Van Slyke, L OBP: 0.389, SLG: 0.391										5	1	1	0	0	0	1									
George Hendrick, R OBP: 0.312, SLG: 0.396										5	1	2	2	0	3	0									
Darrell Porter, L OBP: 0.379, SLG: 0.487										2	1	1	0	2	0	0									
Willie McGee, S OBP: 0.314, SLG: 0.335										4	0	1	1	0	0	3									
Ken Oberkfell, L OBP: 0.387, SLG: 0.382										3	0	2	0	1	0	0									
Ozzie Smith, S OBP: 0.314, SLG: 0.307										4	0	0	0	0	0	5									
Bob Forsch, R OBP: 0.231, SLG: 0.231 Steve Braun, L OBP: 0.450, SLG: 0.344 Neil Allen, R OBP: 0.200, SLG: 0.400 Bruce Sutter, R OBP: 0.400										2	0	1	0	0	1	2									
Inning Stats	R: 1 E: 1 K: 0 S: 5	H: 2 LOB: 2 BB: 1 P: 9	R: 0 E: 0 K: 0 S: 4	H: 1 LOB: 1 BB: 0 P: 4	R: 0 E: 0 K: 1 S: 5	H: 0 LOB: 0 BB: 0 P: 5	R: 1 E: 1 K: 2 S: 9	H: 2 LOB: 2 BB: 1 P: 13	R: 2 E: 0 K: 0 S: 6	H: 3 LOB: 2 BB: 1 P: 10	R: 0 E: 0 K: 0 S: 3	H: 1 LOB: 0 BB: 0 P: 3	R: 0 E: 0 K: 0 S: 5	H: 0 LOB: 0 BB: 0 P: 5	R: 0 E: 0 K: 0 S: 4	H: 1 LOB: 1 BB: 0 P: 4	R: 1 E: 0 K: 1 S: 6	H: 1 LOB: 0 BB: 0 P: 6	1B: 6 2B: 3 3B: 0 HR: 2	SF: 0 SAC: 0 DP: 1 HBP: 0	WP: 0 PB: 0 SB: 0 CS: 0	PA: 40			
PITCHER	IP	WLS	BF	H	R	ER	SO	BB	IBB	HBP	BLK	WP	HR	S	P	ERA	WHIP								
Walt Terrell, R ERA: 3.72 Tim Leary, R ERA: 4.0 Tom Gorman, L ERA: 3.09	5.0	L	26	8	4	2	3	3	0	0	0	0	1	29	41	3.60	2.200								

St. Louis Cardinals @ New York Mets
Shea Stadium, Flushing, NY
Thu May 31 1984, 7:05 PM EDT
Att: 7,440 - Unknown

AB	37
R	5
H	11
RBI	4
BB	3
SO	5
LOB	17



Batter	1	2	3	4	5	6	7	8	9	AB	R	H	RBI	BB	SO	LOB	BOTTOM								
Wally Backman, S OBP: 0.360, SLG: 0.311										5	1	3	0	0	0	2									
Mookie Wilson, S OBP: 0.323, SLG: 0.366										4	1	2	0	0	0	2									
Keith Hernandez, L OBP: 0.371, SLG: 0.381										4	0	1	1	0	1	2									
George Foster, R OBP: 0.262, SLG: 0.433										4	0	0	1	0	0	2									
Darryl Strawberry, L OBP: 0.360, SLG: 0.446										4	0	1	0	0	1	0									
Hubie Brooks, R OBP: 0.376, SLG: 0.444										3	0	1	0	1	0	2									
Mike Fitzgerald, R OBP: 0.325, SLG: 0.343										4	0	1	0	0	0	2									
José Oquendo, S OBP: 0.270, SLG: 0.186										3	0	1	0	1	1	1									
Walt Terrell, L OBP: 0.285, SLG: 0.042 Ron Hodges, L OBP: 0.255, SLG: 0.129 Tim Leary, R OBP: 0.255, SLG: 0.625 Danny Heep, L OBP: 0.336, SLG: 0.424 Tom Gorman, L OBP: 0.217, SLG: 0.381 Rusty Staub, L OBP: 0.217, SLG: 0.381										1	0	0	0	0	0	0									
Inning Stats	R: 0 E: 0 K: 0 S: 4	H: 1 LOB: 1 BB: 0 P: 4	R: 0 E: 1 K: 0 S: 4	H: 0 LOB: 1 BB: 0 P: 4	R: 0 E: 0 K: 1 S: 6	H: 1 LOB: 1 BB: 0 P: 6	R: 0 E: 0 K: 0 S: 3	H: 0 LOB: 1 BB: 1 P: 7	R: 0 E: 0 K: 1 S: 5	H: 0 LOB: 0 BB: 0 P: 5	R: 0 E: 0 K: 0 S: 3	H: 1 LOB: 1 BB: 1 P: 7	R: 2 E: 0 K: 0 S: 6	H: 4 LOB: 1 BB: 0 P: 6	R: 0 E: 0 K: 1 S: 6	H: 2 LOB: 1 BB: 0 P: 6	1B: 9 2B: 1 3B: 0 HR: 0	SF: 0 SAC: 0 DP: 3 HBP: 0	WP: 1 PB: 1 SB: 0 CS: 0	PA: 37					
PITCHER	IP	WLS	BF	H	R	ER	SO	BB	IBB	HBP	BLK	WP	HR	S	P	ERA	WHIP								
Bob Forsch, R ERA: 5.62 Neil Allen, R ERA: 3.75 Bruce Sutter, R ERA: 1.3	5.0	W	20	3	0	0	2	1	0	0	0	0	0	11	15	9.00	2.500								

St. Louis Cardinals @ New York Mets
Shea Stadium, Flushing, NY
Thu May 31 1984, 7:05 PM EDT
Att: 7,440 - Unknown

AB	35
R	2
H	10
RBI	2
BB	2
SO	4
LOB	16



Batter	1	2	3	4	5	6	7	8	9	AB	R	H	RBI	BB	SO	LOB	TOP			
Lonnie Smith, R (1, 7) OBP: 0.399, SLG: 0.428 Jeff Lahti, R (9, 1) OBP: 0.500, SLG: 0.500	4-0 SH5-3 S BB		4-0 S BB		0-0 5-3		0-0 5-3		0-0 E1 1B	3	1	0	0	2	0	3				
Tom Herr, S (1, 4) OBP: 0.333, SLG: 0.324	0-0 SH5-3		0-0 SF8			0-0 F8		4-0 FC5-4 BB	4-0 1B SF8 IBB	1	1	0	1	2	0	0				
Andy Van Slyke, L (1, 3) OBP: 0.398, SLG: 0.396	0-3 K		4-0 S BB			0-0 S 1B		0-0 F8	0-0 SF8 BB 1B	4	0	2	2	1	1	2				
George Hendrick, R (1, 9) OBP: 0.309, SLG: 0.387	0-3 K		0-0 F2			0-3 K		0-0 FC5-4 1B	4-0 FC6-4 BB 1B	4	0	0	0	1	2	5				
Darrell Porter, L (1, 2) OBP: 0.372, SLG: 0.480		0-0 G3		0-0 F9		0-0 F9		0-0 FC5-4 1B	0-0 SF8	4	0	1	1	0	0	1				
Willie McGee, S (1, 8) OBP: 0.311, SLG: 0.331		0-3 K		0-3 K				0-0 1B	0-0 FC5-4 1B	5	0	1	0	0	2	4				
Ken Oberkfell, L (1, 5) Art Howe, R (9, PH) (9, 5) OBP: 0.324, SLG: 0.290		0-0 G3		0-0 F3				0-0 1B	0-0 SH1-4 1B 2B	3	0	1	0	0	0	0				
Ozzie Smith, S (1, 6) OBP: 0.314, SLG: 0.308			0-0 SF8 1B		0-0 6-3			0-0 F2	0-0 SH1-4	3	1	1	0	0	0	2				
Joaquin Andujar, S (1, 1) Tito Landrum, R (9, PH) (9, 7) OBP: 0.383, SLG: 0.405			0-0 F5		0-3 K			0-3 K	0-0 E 1B 1B	3	0	0	0	0	2	3				
Inning Stats	R: 0 E: 0 K: 2 S: 7	H: 0 LOB: 1 BB: 1 P: 11	R: 0 E: 0 K: 1 S: 5	H: 0 LOB: 0 BB: 0 P: 5	R: 1 E: 0 K: 0 S: 4	H: 1 LOB: 2 BB: 2 P: 12	R: 0 E: 0 K: 1 S: 5	H: 0 LOB: 0 BB: 0 P: 5	R: 0 E: 0 K: 1 S: 6	H: 1 LOB: 1 BB: 0 P: 6	R: 0 E: 0 K: 1 S: 7	H: 2 LOB: 2 BB: 0 P: 7	R: 0 E: 0 K: 0 S: 4	H: 1 LOB: 2 BB: 1 P: 8	R: 4 E: 1 K: 0 S: 7	H: 3 LOB: 2 BB: 2 P: 15	1B: 7 2B: 1 3B: 0 HR: 0	SF: 2 SAC: 2 DP: 0 HBP: 0	WP: 0 PB: 0 SB: 6 CS: 0	PA: 42
PITCHER	IP WLS BF H R ER SO BB IBB HBP BLK WP HR S P ERA WHIP	7.0 28 4 1 1 7 3 0 0 0 0 0 39 51 1.29 1.000	2.0 L 14 4 4 2 0 2 1 0 0 0 0 0 11 23 9.00 3.000																	

St. Louis Cardinals @ New York Mets
Shea Stadium, Flushing, NY
Fri Jun 01 1984, 7:05 PM EDT
Att: 20,968 - Unknown

AB 32
R 5
H 8
RBI 5
BB 6
SO 7
LOB 20



Batter	1	2	3	4	5	6	7	8	9	AB	R	H	RBI	BB	SO	LOB	BOTTOM					
Wally Backman, S (1, 4) OBP: 0.357, SLG: 0.309 (8, 6)	0-3 K		0-0 G4-6-3 1-2			0-0 BB S 1B		0-0 F7		4	0	1	0	0	1	1						
Mookie Wilson, S (1, 8) OBP: 0.322, SLG: 0.364	0-0 F7			0-0 1B G3-6-3 1B		0-3 K		0-0 L4		4	1	1	0	0	1	1						
Keith Hernandez, L (1, 3) OBP: 0.374, SLG: 0.380	0-0 F7			0-0 G3-6-3 1B		4-0 BB IBB		0-3 K		3	0	1	0	1	1	0						
Darryl Strawberry, L (1, 9) OBP: 0.383, SLG: 0.440		0-3 K		0-0 G3-6-3 1-2 3-H		4-0 1-2 2-3 BB		4-0 G3 BB		2	0	0	0	2	1	1						
George Foster, R (1, 7) OBP: 0.262, SLG: 0.429		0-0 1B		0-0 L5		0-0 G3		0-0 G3		4	0	1	0	0	0	4						
Hubie Brooks, R (1, 5) OBP: 0.374, SLG: 0.439		0-3 K			0-3 K		0-0 SH3-4 1B		0-0 F9	4	0	1	0	0	2	2						
Mike Fitzgerald, R (1, 2) OBP: 0.313, SLG: 0.329		0-0 4-3			0-3 K		0-0 SH3-4		0-3 K	3	0	0	0	0	2	2						
José Oquendo, S (1, 6) Rusty Staub, L (7, PH) (7, PH) Kelvin Chapman, R (7, FR) (8, 4) OBP: 0.265, SLG: 0.183 OBP: 0.440, SLG: 0.381 OBP: 0.371, SLG: 0.367			0-0 5-3		0-0 6-3		4-0 G6-4-3 IBB			2	0	0	0	0	0	0						
Dwight Gooden, R (1, 1) Danny Heep, L (7, PH) (7, PH) Jesse Orosco, R (8, 1) OBP: 0.095, SLG: 0.100 OBP: 0.297, SLG: 0.412 OBP: 0.800, SLG: 0.500			0-0 G4-6-3 1B			0-3 K		0-0 G6-4-3 1-2		2	0	1	0	0	1	0						
Inning Stats	R: 0 E: 0 K: 1 S: 5	H: 0 LOB: 0 BB: 0 P: 5	R: 0 E: 0 K: 2 S: 8	H: 1 LOB: 1 BB: 0 P: 8	R: 0 E: 0 K: 0 S: 3	H: 1 LOB: 0 BB: 0 P: 3	R: 1 E: 0 K: 0 S: 4	H: 2 LOB: 0 BB: 0 P: 4	R: 0 E: 0 K: 2 S: 7	H: 0 LOB: 0 BB: 0 P: 7	R: 0 E: 0 K: 2 S: 8	H: 1 LOB: 3 BB: 2 P: 16	R: 0 E: 0 K: 0 S: 3	H: 1 LOB: 2 BB: 1 P: 7	R: 0 E: 0 K: 1 S: 5	H: 0 LOB: 0 BB: 0 P: 5	R: 0 E: 0 K: 1 S: 5	H: 0 LOB: 1 BB: 1 P: 9	1B: 6 2B: 0 3B: 0 HR: 0	SF: 0 SAC: 1 DP: 3 HBP: 0	WP: 0 PB: 0 SB: 1 CS: 0	PA: 34
PITCHER	IP WLS BF H R ER SO BB IBB HBP BLK WP HR S P ERA WHIP	8.0 W 30 6 1 1 8 1 2 0 0 0 0 5 55 1.12 0.875	1.0 4 0 0 0 1 1 0 0 0 0 0 5 9 0.00 1.000																			

St. Louis Cardinals @ New York Mets
Shea Stadium, Flushing, NY
Fri Jun 01 1984, 7:05 PM EDT
Att: 20,968 - Unknown

AB 29
R 1
H 6
RBI 0
BB 4
SO 9
LOB 13



Batter	1	2	3	4	5	6	7	8	9	AB	R	H	RBI	BB	SO	LOB	TOP		
Lonnie Smith, R OBP: 0.390, SLG: 0.416	5-3		F8		F7		K		F9	5	0	0	0	0	1	1			
Tom Herr, S OBP: 0.340, SLG: 0.333	L3		1B 2B		1B BB			FC5-4 FC5-2	4-3	4	1	2	0	1	0	1			
Andy Van Slyke, L OBP: 0.410, SLG: 0.404	F7		2B 1-3		1B G5-4-3			FC5-4 BB		3	0	2	0	1	0	0			
George Hendrick, R OBP: 0.313, SLG: 0.395		1B FC6-4	FC5 1-3		G5-4-3			FC5-4 FC5-2 HBP		4	1	2	1	0	0	4			
Darrell Porter, L OBP: 0.383, SLG: 0.480		FC6-4 1B	IBB				F9	FC5-2 HBP		2	0	1	0	1	0	0			
Willie McGee, S OBP: 0.305, SLG: 0.324	FC6-4		FC5				L5	FC5-2		4	0	0	1	0	0	7			
Ken Oberkfell, L OBP: 0.382, SLG: 0.376	F9						L3			4	0	1	0	0	0	4			
Ozzie Smith, S OBP: 0.313, SLG: 0.302	4-3		G3-6-3							3	0	0	0	1	0	2			
Danny Cox, R OBP: 0.261, SLG: 0.190										2	0	0	0	0	2	0			
Ricky Horton, L OBP: 0.333, SLG: 0.333										0	0	0	0	0	0	0			
Gary Rajsch, L (7, PH)										1	0	0	0	0	0	0			
Dave Rucker, L (7, 1)										0	0	0	0	0	0	0			
Steve Braun, L (9, PH)										1	0	0	0	0	0	1			
Inning Stats	R: 0 E: 0 K: 0 S: 3	H: 0 LOB: 0 BB: 0 P: 3	R: 1 E: 0 K: 0 S: 5	H: 2 LOB: 1 BB: 0 P: 5	R: 1 E: 0 K: 1 S: 8	H: 3 LOB: 3 BB: 1 P: 12	R: 0 E: 0 K: 1 S: 5	H: 1 LOB: 0 BB: 0 P: 5	R: 0 E: 0 K: 0 S: 3	H: 0 LOB: 0 BB: 0 P: 3	R: 0 E: 0 K: 1 S: 5	H: 0 LOB: 0 BB: 0 P: 5	R: 0 E: 0 K: 0 S: 4	H: 1 LOB: 3 BB: 1 P: 9	R: 0 E: 0 K: 0 S: 3	H: 0 LOB: 1 BB: 1 P: 7	1B: 6 2B: 2 3B: 0 HR: 0	SF: 0 SAC: 0 DP: 2 HBP: 1	WP: 0 PA: 38 PB: 0 SB: 0 CS: 0
PITCHER	IP WLS BF H R ER SO BB IBB HBP BLK WP HR S P ERA WHIP																		
Ed Lynch, R ERA: 3.2	(1, 1) 7.0 W 29 8 2 2 3 1 1 0 0 0 0 0 33 41 2.57 1.286																		
Doug Sisk, R ERA: 0.55	(8, 1) 2.0 S 9 0 0 0 0 2 0 1 0 0 0 6 15 0.00 1.000																		

St. Louis Cardinals @ New York Mets
Shea Stadium, Flushing, NY
Sat Jun 02 1984, 7:05 PM EDT
Att: 24,879 - Unknown

AB 33
R 2
H 8
RBI 2
BB 4
SO 3
LOB 20



Batter	1	2	3	4	5	6	7	8	9	AB	R	H	RBI	BB	SO	LOB	BOTTOM		
Wally Backman, S OBP: 0.368, SLG: 0.312	PB HR		G6-3		1B FC3-6		K			2	2	1	0	2	1	0			
Mookie Wilson, S OBP: 0.326, SLG: 0.385	HR		G6-3		BB FC3-6		6-3			4	2	2	2	0	0	2			
Keith Hernandez, L OBP: 0.382, SLG: 0.381	FC4-6		K		FC3-6		FC6-4			2	0	1	0	2	1	1			
Darryl Strawberry, L OBP: 0.361, SLG: 0.436	FC4-6				FC3-6		FC6-4			4	0	1	2	0	0	3			
Hubie Brooks, R OBP: 0.365, SLG: 0.429	6-3		G5-4-3		F8		K			4	0	0	0	0	1	3			
Danny Heep, L OBP: 0.325, SLG: 0.444										2	1	1	0	0	0	0			
Jerry Martin, R OBP: 0.125, SLG: 0.500										1	0	0	0	0	1	0			
Mike Fitzgerald, R OBP: 0.333, SLG: 0.342	G5-4-3				1B					3	0	2	1	1	0	1			
José Oquendo, S OBP: 0.264, SLG: 0.185	6-3				5-3		FC5-4			4	0	1	0	0	0	2			
Ed Lynch, R OBP: 0.250, SLG: 0.250										3	0	1	0	0	1	1			
Doug Sisk, R OBP: 0.167, SLG: 0.167	G6-3									1	0	0	0	0	0	2			
Inning Stats	R: 2 E: 0 K: 0 S: 5	H: 3 LOB: 0 BB: 0 P: 5	R: 0 E: 0 K: 0 S: 2	H: 0 LOB: 0 BB: 0 P: 3	R: 0 E: 0 K: 1 S: 5	H: 1 LOB: 1 BB: 1 P: 9	R: 1 E: 0 K: 0 S: 5	H: 3 LOB: 1 BB: 0 P: 5	R: 2 E: 0 K: 0 S: 4	H: 1 LOB: 1 BB: 2 P: 12	R: 0 E: 0 K: 1 S: 6	H: 1 LOB: 1 BB: 0 P: 6	R: 0 E: 0 K: 1 S: 5	H: 0 LOB: 1 BB: 1 P: 9	R: 0 E: 0 K: 2 S: 8	H: 1 LOB: 2 BB: 1 P: 12	1B: 8 2B: 1 3B: 0 HR: 1	SF: 0 SAC: 0 DP: 3 HBP: 1	WP: 0 PA: 36 PB: 1 SB: 0 CS: 1
PITCHER	IP WLS BF H R ER SO BB IBB HBP BLK WP HR S P ERA WHIP																		
Danny Cox, R ERA: 4.32	(1, 1) 4.1 L 20 7 1 0 0 1 1 0 0 0 0 0 8 12 0.00 1.200																		
Ricky Horton, L ERA: 1.18	(5, 1) 1.2 7 1 0 0 0 1 1 0 0 0 0 0 8 12 0.00 1.200																		
Dave Rucker, L ERA: 1.54	(7, 1) 2.0 9 1 0 0 0 3 2 0 0 0 0 0 0 13 21 0.00 1.500																		

St. Louis Cardinals @ New York Mets
Shea Stadium, Flushing, NY
Sat Jun 02 1984, 7:05 PM EDT
Att: 24,879 - Unknown

AB 30
R 5
H 10
RBI 5
BB 5
SO 5
LOB 15



Batter	1	2	3	4	5	6	7	8	9	AB	R	H	RBI	BB	SO	LOB	TOP			
Lonnie Smith, R OBP: 0.387, SLG: 0.409 (1, 7)	L6		7-2		2B BB		F9			3	0	0	0	1	0	3				
Tom Herr, S OBP: 0.338, SLG: 0.337 (1, 4)	F7			1-3				F7		4	0	1	0	0	0	0				
Andy Van Slyke, L OBP: 0.413, SLG: 0.412 (1, 3)	K							G3		3	0	1	0	1	1	0				
George Hendrick, R OBP: 0.323, SLG: 0.404 (1, 9)										4	1	3	0	0	0	1				
Darrell Porter, L OBP: 0.379, SLG: 0.469 (1, 2)										3	0	0	0	1	1	3				
Ken Oberkfell, L OBP: 0.376, SLG: 0.372 (1, 5)										4	0	1	1	0	1	1				
Willie McGee, S OBP: 0.299, SLG: 0.317 (1, 8)										4	0	0	0	0	0	2				
Ozzie Smith, S OBP: 0.322, SLG: 0.318 (1, 6)										4	0	3	0	0	1	0				
Dave LaPoint, L OBP: 0.091, SLG: 0.091 (1, 1)										2	0	1	0	0	0	1				
Inning Stats	R: 0 E: 0 K: 1 S: 5	H: 0 LOB: 0 BB: 0 P: 5	R: 0 E: 0 K: 1 S: 5	H: 1 LOB: 0 BB: 0 P: 5	R: 0 E: 0 K: 0 S: 4	H: 2 LOB: 1 BB: 0 P: 4	R: 1 E: 0 K: 0 S: 4	H: 2 LOB: 2 BB: 2 P: 12	R: 0 E: 0 K: 1 S: 6	H: 1 LOB: 1 BB: 0 P: 6	R: 0 E: 0 K: 0 S: 4	H: 1 LOB: 1 BB: 0 P: 4	R: 0 E: 0 K: 0 S: 4	H: 1 LOB: 1 BB: 0 P: 4	R: 0 E: 0 K: 1 S: 5	H: 0 LOB: 0 BB: 0 P: 5	1B: 7 2B: 4 3B: 0 HR: 0	SF: 0 SAC: 1 DP: 3 HBP: 0	WP: 0 PB: 0 SB: 0 CS: 1	PA: 35
PITCHER	IP	WLS	BF	H	R	ER	SO	BB	IBB	HBP	BLK	WP	HR	S	P	ERA	WHIP			
Mike Torrez, R ERA: 4.4 (1, 1)	8.0	L	32	10	1	1	3	3	0	0	0	0	0	35	47	1.12	1.625			
Jesse Orosco, L ERA: 2.45 (9, 1)	1.0		3	0	0	0	1	0	0	0	0	0	0	5	5	0.00	0.000			

St. Louis Cardinals @ New York Mets
Shea Stadium, Flushing, NY
Sun Jun 03 1984, 3:33 AM EDT
Att: 13,723 - Unknown

AB 31
R 1
H 10
RBI 1
BB 3
SO 4
LOB 11





Batter	1	2	3	4	5	6	7	8	9	AB	R	H	RBI	BB	SO	LOB	BOTTOM					
Kelvin Chapman, R OBP: 0.359, SLG: 0.353 (1, 4)	5-3									4	0	1	0	0	0	3						
Mookie Wilson, S OBP: 0.324, SLG: 0.382 (1, 8)	G3									4	0	1	0	0	0	3						
Keith Hernandez, L OBP: 0.374, SLG: 0.372 (1, 3)	4-3									4	0	0	0	0	0	2						
Darryl Strawberry, L OBP: 0.358, SLG: 0.431 (1, 9)										4	0	1	0	0	2	1						
Hubie Brooks, R OBP: 0.363, SLG: 0.421 (1, 5)										3	0	0	0	1	0	0						
Jerry Martin, R OBP: 0.091, SLG: 0.364 (1, 7)										3	0	0	0	0	0	3						
Junior Ortiz, R OBP: 0.194, SLG: 0.125 (1, 2)										3	0	0	0	0	1	0						
José Oquendo, S OBP: 0.266, SLG: 0.189 (1, 6)										3	0	1	0	0	0	0						
Mike Torrez, R OBP: 0.333, SLG: 0.250 (1, 1)										2	0	1	0	0	0	0						
George Foster, R OBP: 0.266, SLG: 0.432 (8, PH)										1	0	1	0	0	0	0						
Ron Darling, R OBP: 0.056, SLG: 0.059 (6, PR)										0	0	0	0	0	0	0						
Jesse Orosco, R OBP: 0.800, SLG: 0.500 (9, 1)										0	0	0	0	0	0	0						
Inning Stats	R: 0 E: 0 K: 0 S: 3	H: 0 LOB: 0 BB: 0 P: 3	R: 0 E: 0 K: 1 S: 5	H: 0 LOB: 0 BB: 0 P: 5	R: 0 E: 0 K: 0 S: 3	H: 0 LOB: 0 BB: 0 P: 3	R: 0 E: 0 K: 0 S: 4	H: 1 LOB: 1 BB: 0 P: 4	R: 0 E: 0 K: 0 S: 3	H: 0 LOB: 0 BB: 0 P: 3	R: 0 E: 0 K: 0 S: 3	H: 1 LOB: 0 BB: 0 P: 3	R: 0 E: 1 K: 0 S: 4	H: 2 LOB: 2 BB: 1 P: 8	R: 0 E: 0 K: 1 S: 7	H: 2 LOB: 2 BB: 0 P: 7	R: 0 E: 0 K: 1 S: 5	H: 0 LOB: 0 BB: 0 P: 5	1B: 6 2B: 0 3B: 0 HR: 0	SF: 0 SAC: 0 DP: 2 HBP: 0	WP: 0 PB: 0 SB: 0 CS: 0	PA: 32
PITCHER	IP	WLS	BF	H	R	ER	SO	BB	IBB	HBP	BLK	WP	HR	S	P	ERA	WHIP					
Dave LaPoint, L ERA: 3.78 (1, 1)	9.0	W	32	6	0	0	3	0	1	0	0	0	0	37	41	0.00	0.667					

St. Louis Cardinals @ New York Mets
Shea Stadium, Flushing, NY
Sun Jun 03 1984, 3:33 AM EDT
Att: 13,723 - Unknown

AB 31
R 0
H 6
RBI 0
BB 1
SO 3
LOB 12



Batter	1	2	3	4	5	6	7	8	9	AB	R	H	RBI	BB	SO	LOB	TOP										
Wally Backman, S (1.4) OBP: 0.362, SLG: 0.308	6-3		K	K		G3			K	5	0	1	0	0	2	4	<p>New York Mets @ Pittsburgh Pirates Three Rivers Stadium, Pittsburgh, PA Mon Jun 04 1984, 7:05 PM EDT Att: 13,306 - Unknown</p> <p>livebaseballscorecards.com</p> <p>AB 33 R 4 H 8 RBI 4 BB 4 SO 11 LOB 17</p> 										
Mookie Wilson, S (1.8) OBP: 0.315, SLG: 0.371	4-3		K		1-3		F8		G4-3	5	0	0	0	0	1	3											
Keith Hernandez, L (1.3) OBP: 0.371, SLG: 0.365	HR		E6		K		P4			3	1	0	0	1	1	2											
Darryl Strawberry, L (1.9) OBP: 0.372, SLG: 0.465	HR				1B					3	2	3	3	1	0	0											
George Foster, R (1.7) OBP: 0.266, SLG: 0.428	K		K							4	0	1	0	0	2	3											
Jesse Orosco, R (8.1) OBP: 0.800, SLG: 0.500					1B		4-3			0	0	0	0	0	0	0											
Hubie Brooks, R (1.5) OBP: 0.366, SLG: 0.419									P4	3	0	1	1	1	1	0											
Mike Fitzgerald, R (1.2) OBP: 0.318, SLG: 0.325	F4								K	4	0	0	0	0	2	3											
José Oquendo, S (1.6) OBP: 0.266, SLG: 0.191	K2-3								6-3	4	0	1	0	0	1	1											
Ron Darling, R (1.1) OBP: 0.100, SLG: 0.105										2	1	1	0	0	1	1											
Doug Sisk, R (7.1) OBP: 0.167, SLG: 0.167										0	0	0	0	0	0	0											
Danny Heep, L (7.7) OBP: 0.341, SLG: 0.444										0	0	0	0	1	0	0											
Inning Stats	R: 2 E: 0 K: 1 S: 6	H: 1 LOB: 0 BB: 1 P: 10	R: 0 E: 0 K: 2 S: 7	H: 0 LOB: 0 BB: 0 P: 7	R: 1 E: 1 K: 2 S: 10	H: 3 LOB: 2 BB: 0 P: 10	R: 0 E: 1 K: 1 S: 6	H: 0 LOB: 2 BB: 1 P: 10	R: 1 E: 0 K: 2 S: 9	H: 2 LOB: 1 BB: 1 P: 13	R: 0 E: 0 K: 1 S: 5	H: 1 LOB: 0 BB: 0 P: 5	R: 0 E: 0 K: 0 S: 4	H: 1 LOB: 1 BB: 0 P: 4	R: 0 E: 0 K: 1 S: 5	H: 0 LOB: 0 BB: 0 P: 5	R: 0 E: 0 K: 1 S: 4	H: 0 LOB: 0 BB: 1 P: 8	1B: 6 2B: 1 3B: 0 HR: 1	SF: 0 SAC: 1 DP: 1 HBP: 0	WP: 0 PB: 0 SB: 0 CS: 1	PA: 38					
PITCHER	IP	WLS	BF	H	R	ER	SO	BB	IBB	HBP	BLK	WP	HR	S	P	ERA	WHIP										
Don Robinson, R (1.1) ERA: 4.28	7.0	L	32	8	4	4	9	3	0	0	0	0	1	47	59	5.14	1.571										
Kent Tekulve, R (8.1) ERA: 4.71	1.0		3	0	0	0	1	0	0	0	0	0	0	5	5	0.00	0.000										
Rod Scurry, L (9.1) ERA: 3.27	1.0		3	0	0	0	1	1	0	0	0	0	0	4	8	0.00	1.000										

Batter	1	2	3	4	5	6	7	8	9	AB	R	H	RBI	BB	SO	LOB	BOTTOM										
Marvell Wynne, L (1.8) OBP: 0.327, SLG: 0.360	4-3		P6		1B		SH5-4		1-3	3	1	0	0	1	0	1	<p>New York Mets @ Pittsburgh Pirates Three Rivers Stadium, Pittsburgh, PA Mon Jun 04 1984, 7:05 PM EDT Att: 13,306 - Unknown</p> <p>livebaseballscorecards.com</p> <p>AB 32 R 2 H 7 RBI 2 BB 4 SO 6 LOB 19</p> 										
Lee Mazzilli, S (1.7) OBP: 0.306, SLG: 0.283	E5		K		1B		K			4	0	1	1	0	2	4											
Bill Madlock, R (1.5) OBP: 0.297, SLG: 0.279										4	0	2	1	0	0	3											
Doug Frobel, L (9.9) OBP: 0.208, SLG: 0.326					1B		5-3			0	0	0	0	0	0	0											
Jason Thompson, L (1.3) OBP: 0.344, SLG: 0.359	6-3				4-3					2	0	0	0	2	0	3											
Benny Distefano, L (8. PR) OBP: 0.280, SLG: 0.286										0	0	0	0	0	0	0											
Johnny Ray, S (1.4) OBP: 0.360, SLG: 0.376										4	0	1	0	0	0	2											
Lee Lacy, R (1.9) OBP: 0.333, SLG: 0.420										4	0	0	0	0	2	3											
Rod Scurry, L (9.1) ERA: 3.27										0	0	0	0	0	0	0											
Milt May, L (1.2) OBP: 0.130, SLG: 0.091										3	1	1	0	0	0	0											
Brian Harper, R (8. PH) OBP: 0.313, SLG: 0.154	1-3									1	0	0	0	0	1	1											
Dale Berra, R (1.6) OBP: 0.228, SLG: 0.275										4	0	1	0	0	0	1											
Don Robinson, R (1.1) OBP: 0.455, SLG: 0.700										2	0	1	0	1	1	1											
Rafael Belliard, R (7. PR) OBP: 0.200, SLG: 0.200										0	0	0	0	0	0	0											
Kent Tekulve, R (8.1) ERA: 4.53										0	0	0	0	0	0	0											
Jim Morrison, R (9.5) OBP: 0.289, SLG: 0.286										1	0	0	0	0	0	0											
Inning Stats	R: 0 E: 1 K: 0 S: 4	H: 1 LOB: 1 BB: 0 P: 4	R: 0 E: 0 K: 1 S: 5	H: 1 LOB: 0 BB: 0 P: 5	R: 0 E: 0 K: 1 S: 6	H: 1 LOB: 1 BB: 0 P: 6	R: 0 E: 0 K: 0 S: 3	H: 0 LOB: 1 BB: 1 P: 7	R: 2 E: 0 K: 1 S: 8	H: 3 LOB: 2 BB: 1 P: 12	R: 0 E: 0 K: 1 S: 5	H: 0 LOB: 0 BB: 0 P: 5	R: 0 E: 0 K: 1 S: 6	H: 1 LOB: 3 BB: 1 P: 10	R: 0 E: 0 K: 1 S: 5	H: 0 LOB: 1 BB: 1 P: 9	R: 0 E: 0 K: 0 S: 3	H: 0 LOB: 0 BB: 0 P: 3	1B: 7 2B: 1 3B: 0 HR: 0	SF: 0 SAC: 1 DP: 1 HBP: 0	WP: 0 PB: 0 SB: 0 CS: 1	PA: 37					
PITCHER	IP	WLS	BF	H	R	ER	SO	BB	IBB	HBP	BLK	WP	HR	S	P	ERA	WHIP										
Ron Darling, R (1.1) ERA: 4.45	6.0	W	27	7	2	2	4	3	0	0	0	0	0	32	44	3.00	1.667										
Doug Sisk, R (7.1) ERA: 0.53	1.0		3	0	0	0	1	0	0	0	0	0	0	5	5	0.00	0.000										
Jesse Orosco, L (8.1) ERA: 2.28	2.0	S	7	0	0	0	1	1	0	0	0	0	0	8	12	0.00	0.500										

Batter	1	2	3	4	5	6	7	8	9	AB	R	H	RBI	BB	SO	LOB	TOP				
Wally Backman, S (1,4) OBP: 0.366, SLG: 0.308	4-0 FC4-6 BB		0-0 G6-4-3			0-0 4-3		0-0 2B		3	1	1	0	1	0	2					
Mookie Wilson, S (1,8) OBP: 0.314, SLG: 0.368	0-0 FC4-6 CS					0-0 F8		0-0 6-3		4	0	1	0	0	0	2					
Keith Hernandez, L (1,3) OBP: 0.374, SLG: 0.374	0-3 K					0-0 E4		0-0 2B		4	0	2	2	0	1	2					
Darryl Strawberry, L (1,9) OBP: 0.374, SLG: 0.459						0-0 G4-6-3		4-0 FC6-4		2	0	0	0	2	0	1					
George Foster, R (1,7) OBP: 0.270, SLG: 0.423						4-0 PB		0-0 L6-3		2	1	0	0	2	1	5					
Hubie Brooks, R (1,5) OBP: 0.383, SLG: 0.421						0-0 1-3		0-0 L6-3		4	0	1	0	0	1	5					
Mike Fitzgerald, R (1,2) OBP: 0.304, SLG: 0.313						0-0 SF8		0-0 5-3		3	0	0	1	0	0	2					
José Oquendo, S (1,6) OBP: 0.258, SLG: 0.185						0-0 F7		0-3 K		4	0	0	0	0	1	1					
Walt Terrell, L (1,1) OBP: 0.138, SLG: 0.143						0-0 G6-4-3		0-3 5-3		4	1	2	0	0	1	1					
Inning Stats	R: 0 E: 0 K: 1 S: 4	H: 0 LOB: 1 BB: 1 P: 8	R: 0 E: 0 K: 1 S: 5	H: 0 LOB: 1 BB: 1 P: 9	R: 0 E: 0 K: 0 S: 3	H: 1 LOB: 0 BB: 0 P: 3	R: 0 E: 0 K: 0 S: 3	H: 1 LOB: 0 BB: 0 P: 3	R: 1 E: 0 K: 0 S: 3	H: 2 LOB: 0 BB: 1 P: 7	R: 0 E: 0 K: 1 S: 5	H: 0 LOB: 0 BB: 0 P: 5	R: 1 E: 0 K: 0 S: 4	H: 2 LOB: 1 BB: 0 P: 8	R: 0 E: 0 K: 1 S: 6	H: 1 LOB: 1 BB: 0 P: 6	1B: 4 2B: 5 3B: 0 HR: 0	SF: 1 SAC: 0 DP: 4 HBP: 0	WP: 0 PB: 1 SB: 1 CS: 1	PA: 36	
PITCHER	IP	WLS	BF	H	R	ER	SO	BB	IBB	HBP	BLK	WP	HR	S	P	ERA	WHIP				
Jose DeLeon, R (1,1) ERA: 3.33	7.1	L	31	6	3	2	4	4	1	0	0	0	0	34	54	2.46	1.364				
Kent Tekulve, R (8,1) ERA: 4.37	1.2		5	1	0	0	1	0	0	0	0	0	0	7	7	0.00	0.600				

New York Mets @ Pittsburgh Pirates
Three Rivers Stadium, Pittsburgh, PA
Tue Jun 05 1984, 7:05 PM EDT
Att: 6,539 - Unknown

AB 30
R 3
H 7
RBI 3
BB 5
SO 5
LOB 21

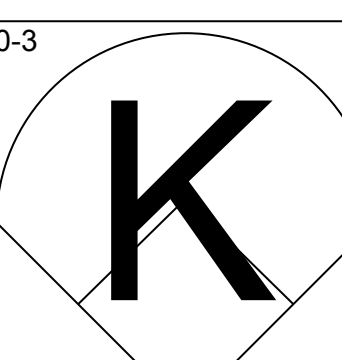
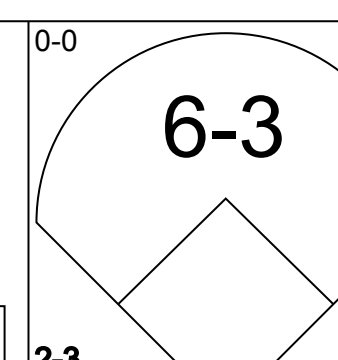
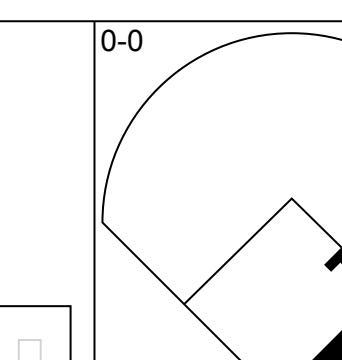
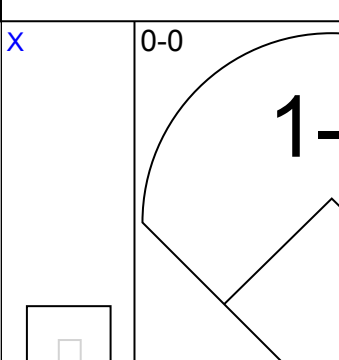
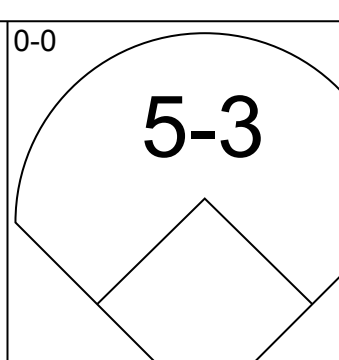
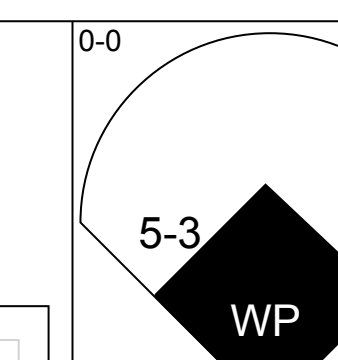
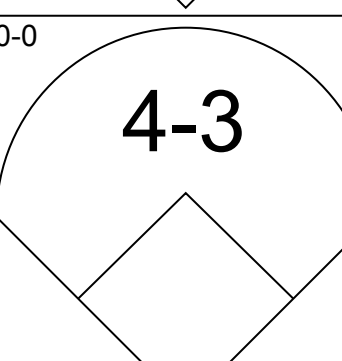
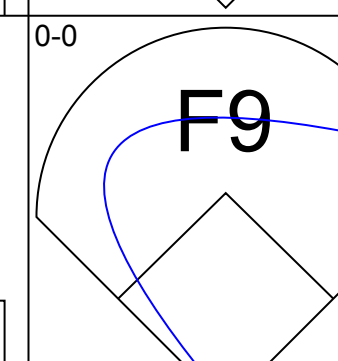
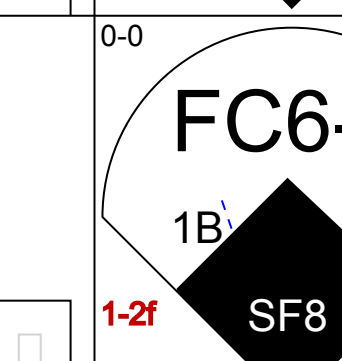
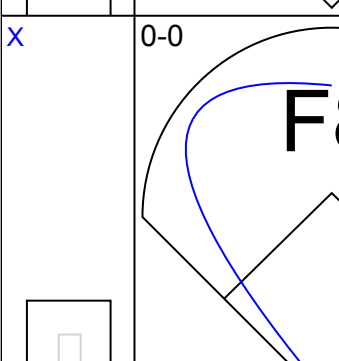
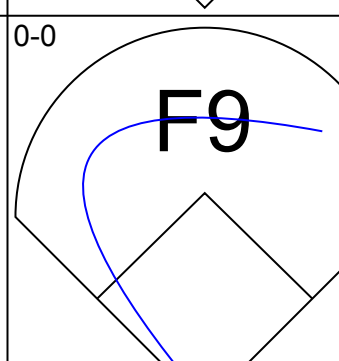
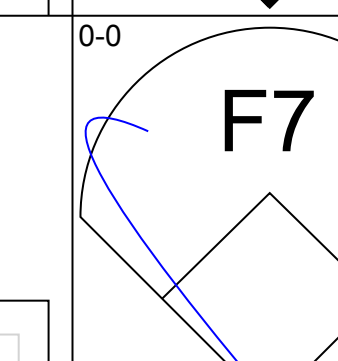
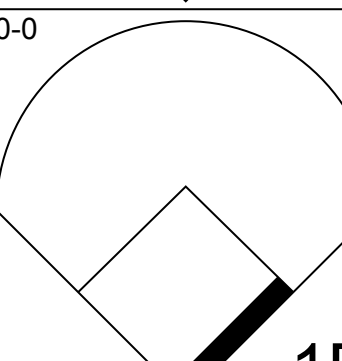
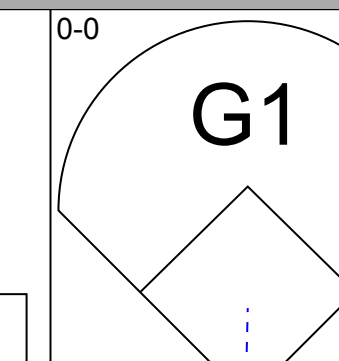
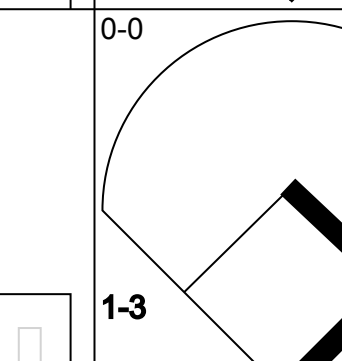
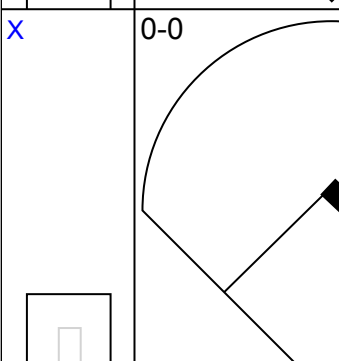
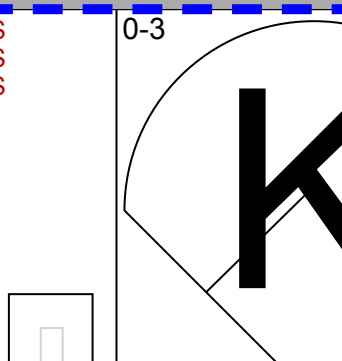
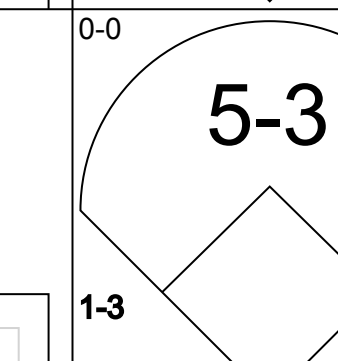
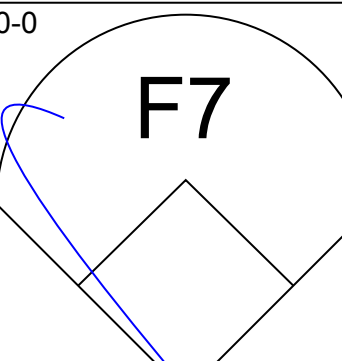
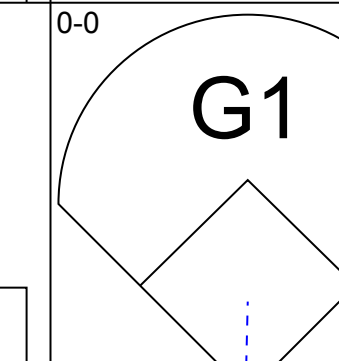
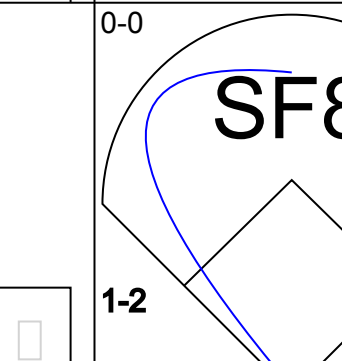
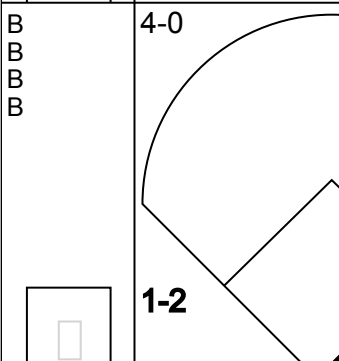
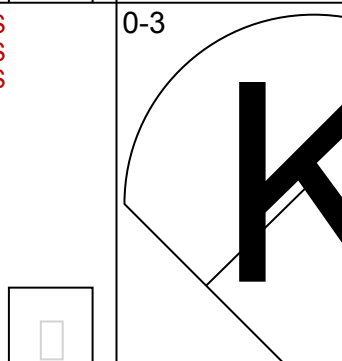
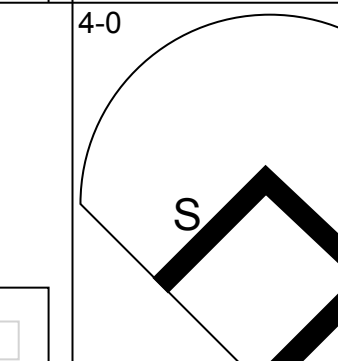
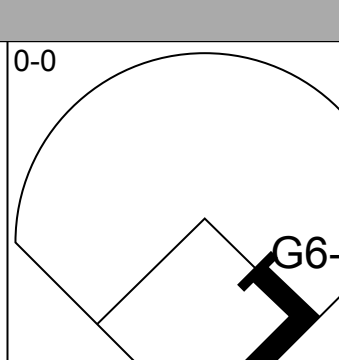
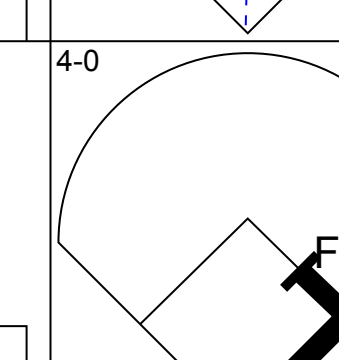
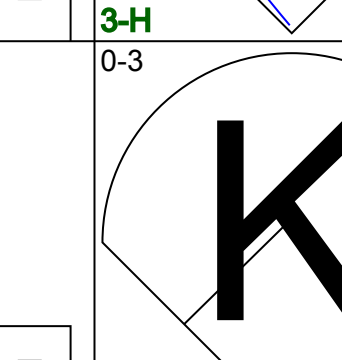
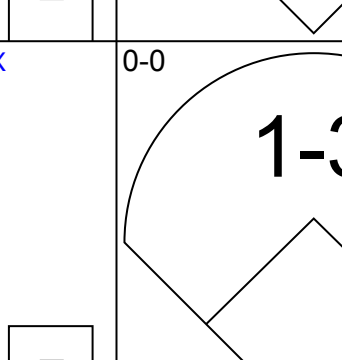
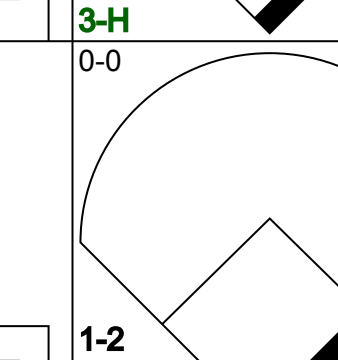
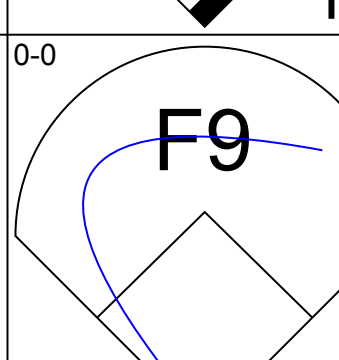
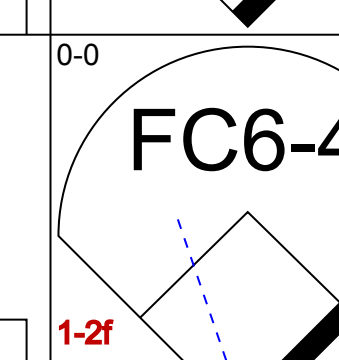
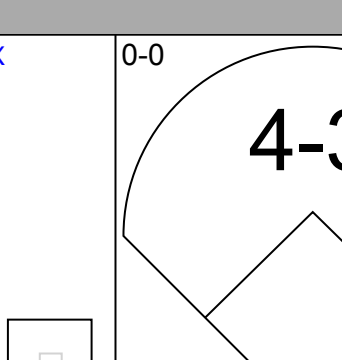
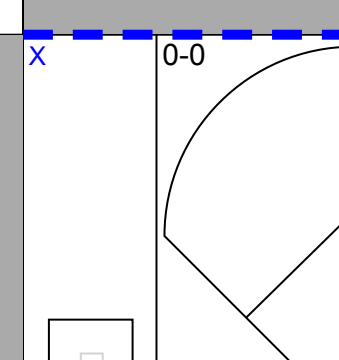
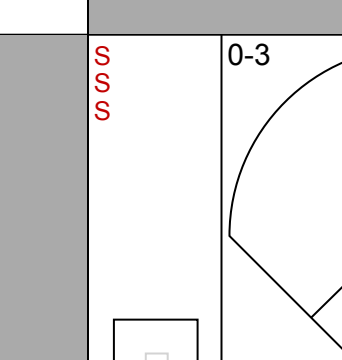
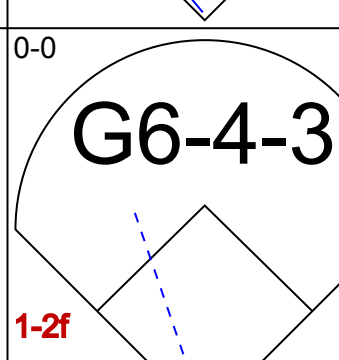
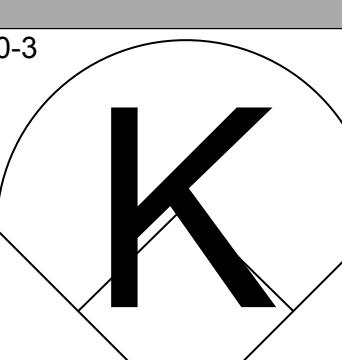
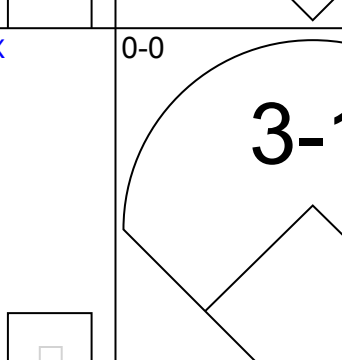
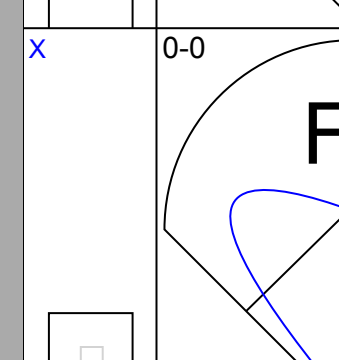
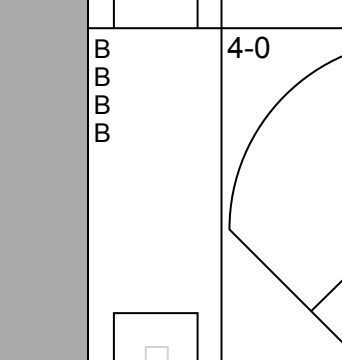
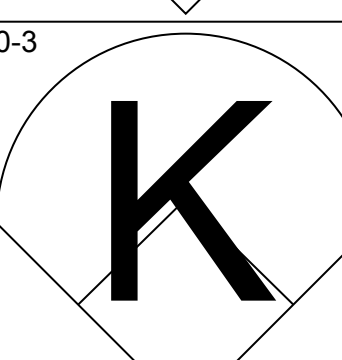
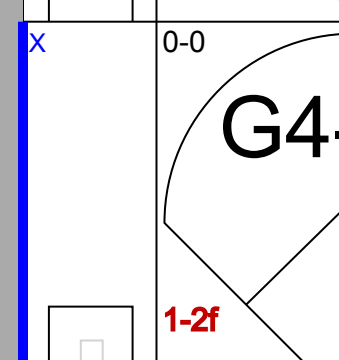
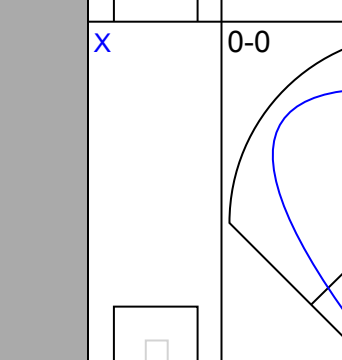
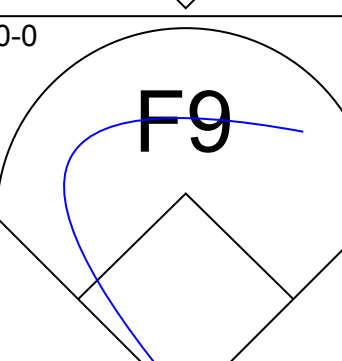
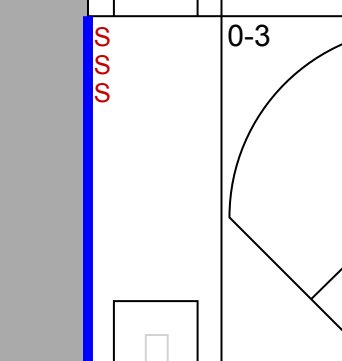
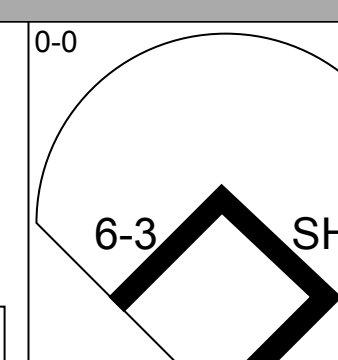
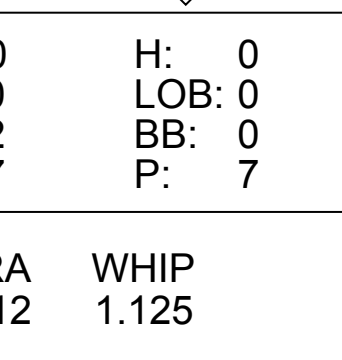
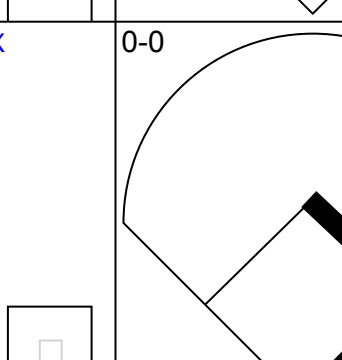
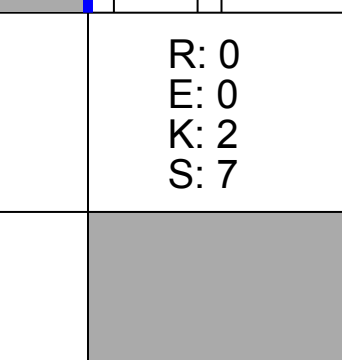
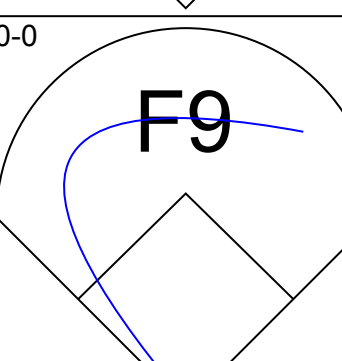
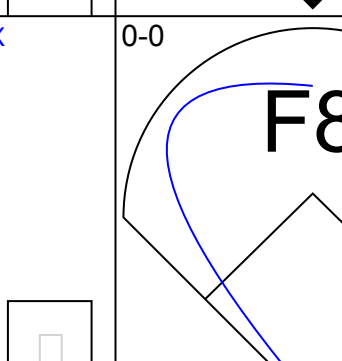
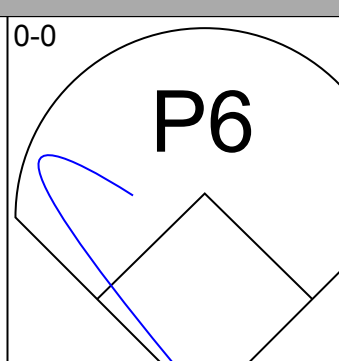
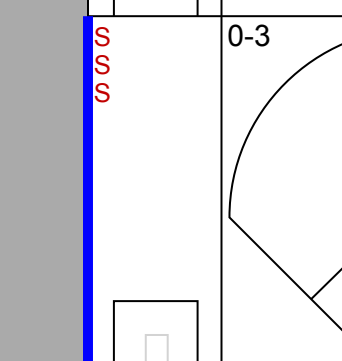
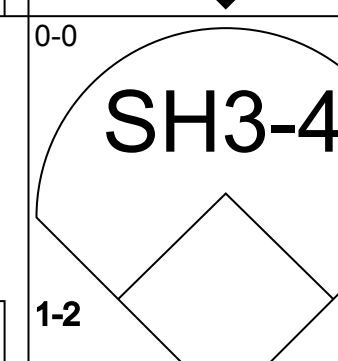
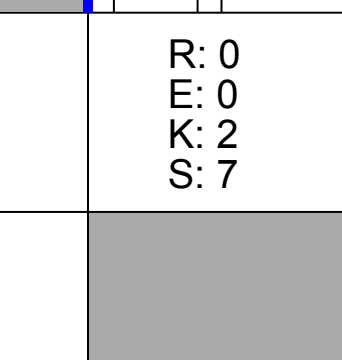
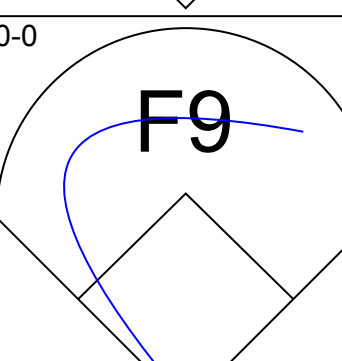
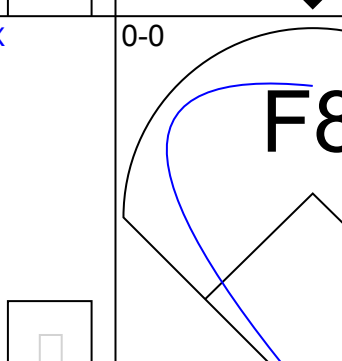
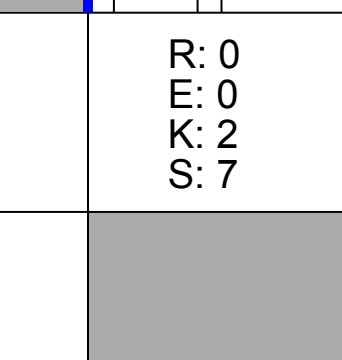
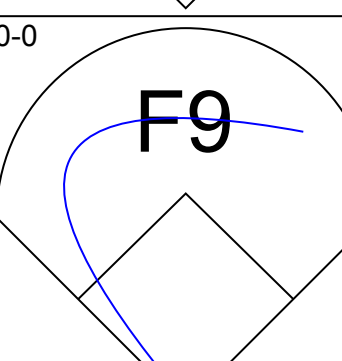
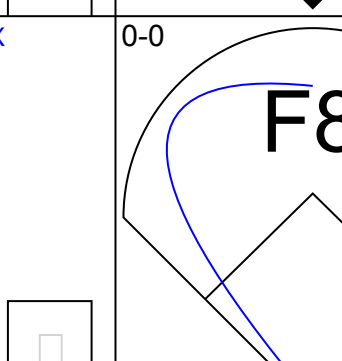
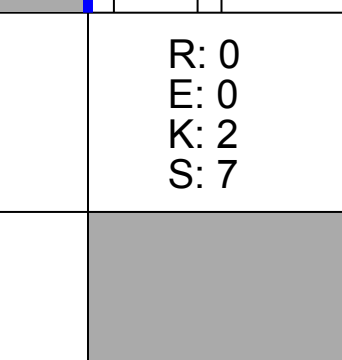
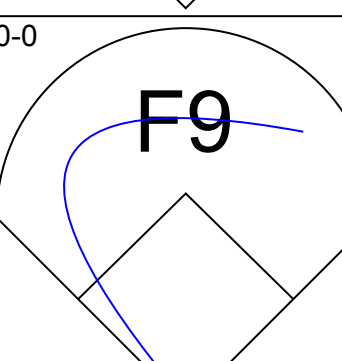
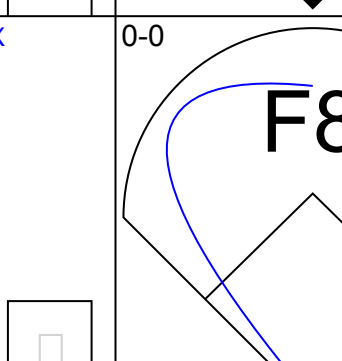
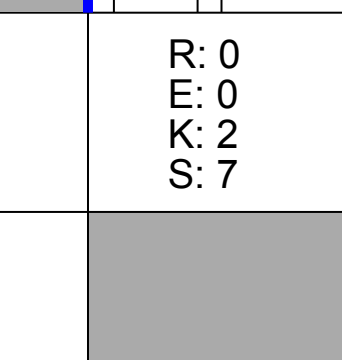


Batter	1	2	3	4	5	6	7	8	9	AB	R	H	RBI	BB	SO	LOB	BOTTOM					
Marvell Wynne, L (1,8) OBP: 0.326, SLG: 0.357	0-0 1B		0-0 4-3			0-0 P4		0-0 F9		4	0	1	0	0	0	0						
Lee Mazzilli, S (1,7) OBP: 0.325, SLG: 0.302	0-0 F8					4-0 FC6-4		0-0 2B		3	0	2	0	1	0	1						
Bill Madlock, R (1,5) OBP: 0.296, SLG: 0.284	0-0 F7					0-0 FC6-4		0-0 2B		4	0	1	0	0	0	3						
Jason Thompson, L (1,3) OBP: 0.348, SLG: 0.358	0-3 K					0-0 1B		0-0 6-3		3	0	1	0	1	1	3						
Johnny Ray, S (1,4) OBP: 0.368, SLG: 0.385						0-0 G4-6-3		0-0 4-3		4	0	3	0	0	0	2						
Tony Peña, R (1,2) OBP: 0.319, SLG: 0.451						0-0 G4-6-3		0-0 4-3		3	0	0	0	1	0	5						
Lee Lacy, R (1,9) OBP: 0.325, SLG: 0.409						0-3 K		0-0 F7		3	0	0	0	0	2	4						
Kent Tekulve, R (8,1) ERA: 4.37						0-0 K		0-0 F7		0	0	0	0	0	0	0						
Benny Distefano, L (9,PH) OBP: 0.269, SLG: 0.273						0-0 K		0-0 F7		1	0	0	0	0	0	0						
Dale Berra, R (1,6) OBP: 0.224, SLG: 0.270						0-0 F9		0-0 F8		3	0	0	0	0	0	0						
Jose DeLeon, R (1,1) OBP: 0.063, SLG: 0.063						0-0 F9		0-0 6-3		2	0	0	0	0	1	0						
Doug Frobel, L (8,9) OBP: 0.206, SLG: 0.322						0-0 K				1	0	0	0	0	0	0						
Inning Stats	R: 0 E: 0 K: 1 S: 6	H: 1 LOB: 0 BB: 0 P: 6	R: 0 E: 0 K: 1 S: 5	H: 1 LOB: 0 BB: 0 P: 5	R: 0 E: 0 K: 0 S: 3	H: 0 LOB: 0 BB: 0 P: 3	R: 0 E: 0 K: 1 S: 7	H: 2 LOB: 3 BB: 1 P: 11	R: 0 E: 0 K: 1 S: 5	H: 0 LOB: 0 BB: 0 P: 5	R: 0 E: 0 K: 0 S: 3	H: 1 LOB: 1 BB: 1 P: 7	R: 0 E: 0 K: 0 S: 2	H: 0 LOB: 0 BB: 1 P: 6	R: 0 E: 0 K: 0 S: 5	H: 2 LOB: 2 BB: 0 P: 5	R: 0 E: 0 K: 0 S: 3	H: 1 LOB: 0 BB: 0 P: 3	1B: 7 2B: 3 3B: 0 HR: 0	SF: 0 SAC: 0 DP: 4 HBP: 0	WP: 1 PB: 0 SB: 0 CS: 0	PA: 34
PITCHER	IP	WLS	BF	H	R	ER	SO	BB	IBB	HBP	BLK	WP	HR	S	P	ERA	WHIP					
Walt Terrell, R (1,1) ERA: 3.27	9.0	W	34	8	0	0	4	3	0	0	0	1	0	39	51	0.00	1.222					

New York Mets @ Pittsburgh Pirates
Three Rivers Stadium, Pittsburgh, PA
Tue Jun 05 1984, 7:05 PM EDT
Att: 6,539 - Unknown

AB 31
R 0
H 8
RBI 0
BB 3
SO 4
LOB 18

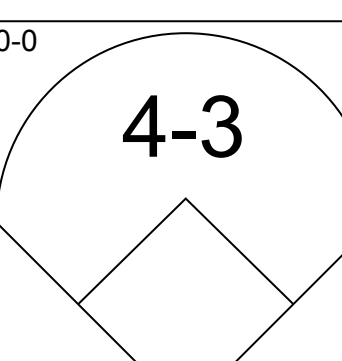
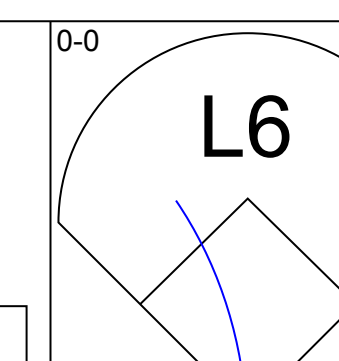
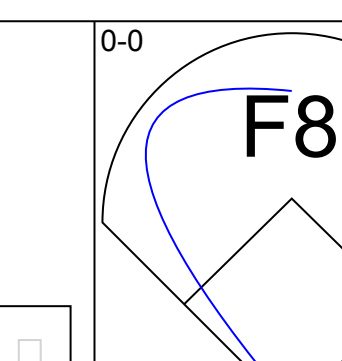
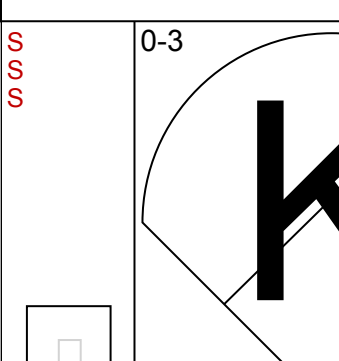
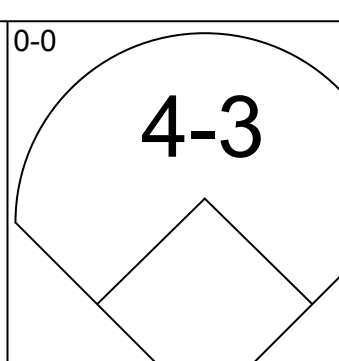
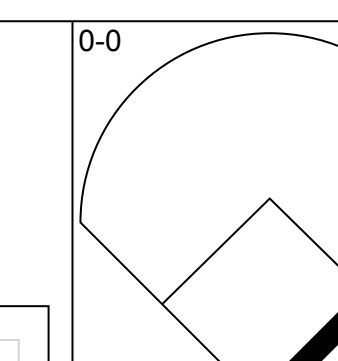
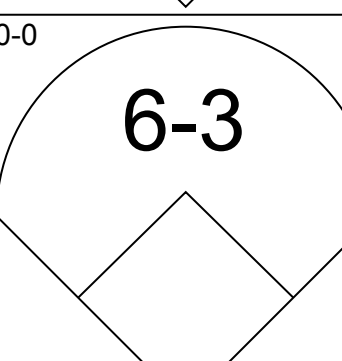
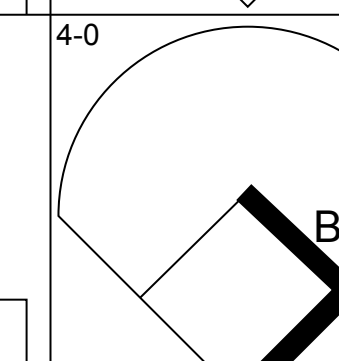
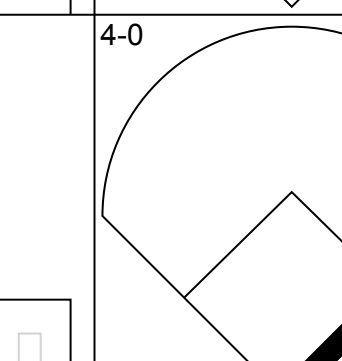
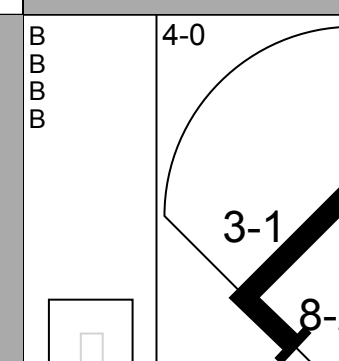
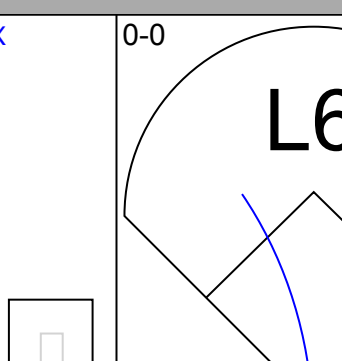
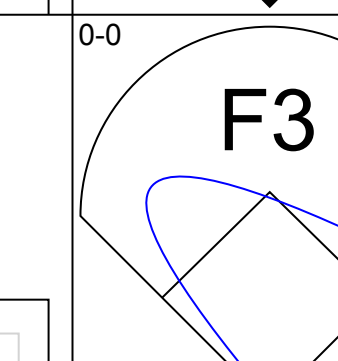
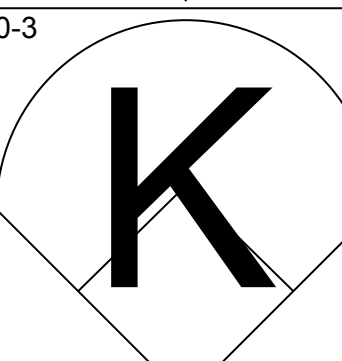
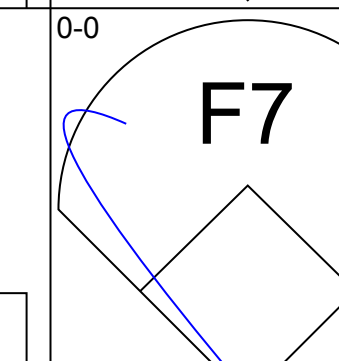
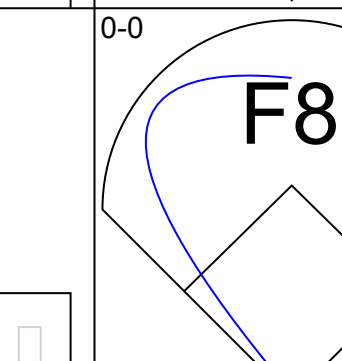
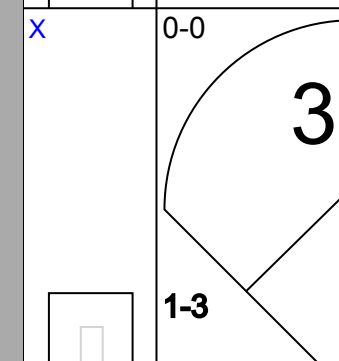
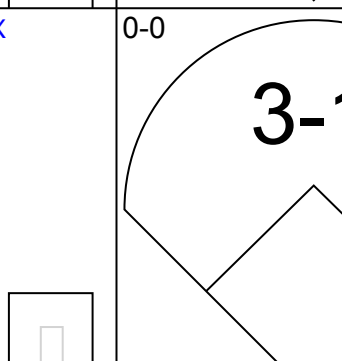
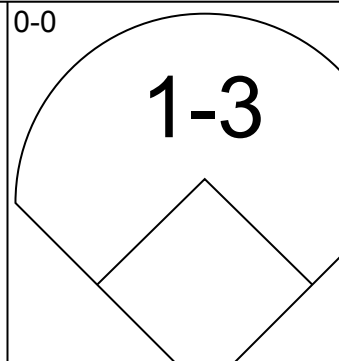
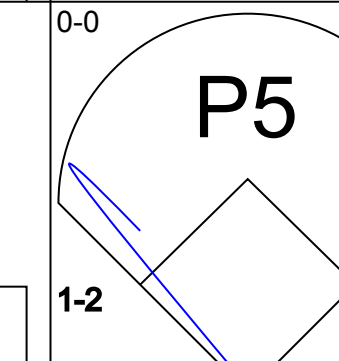
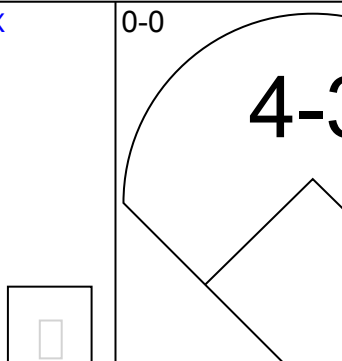
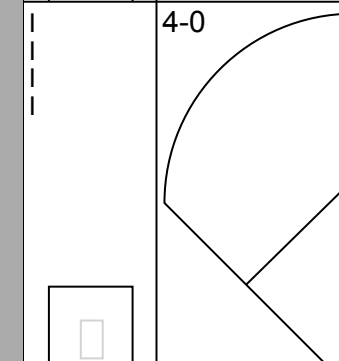
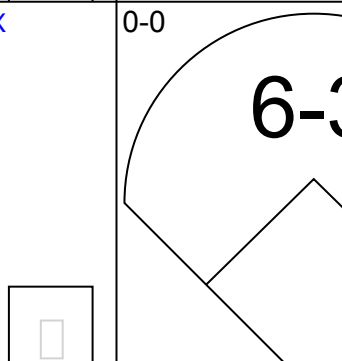
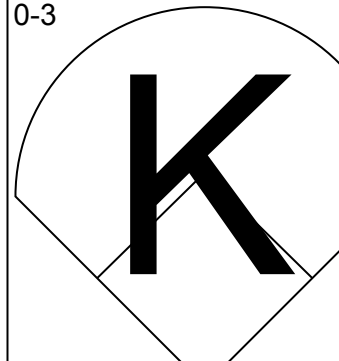
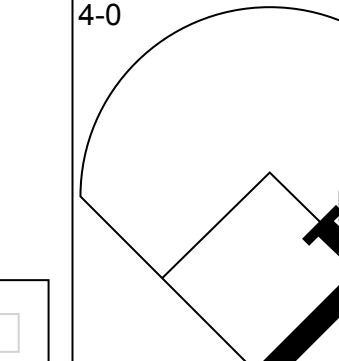
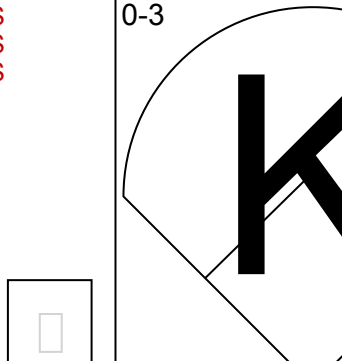
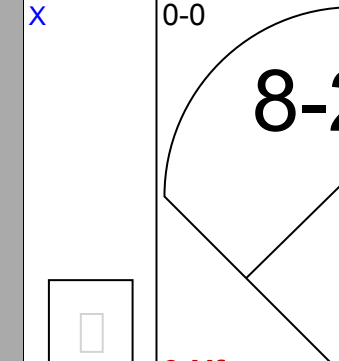
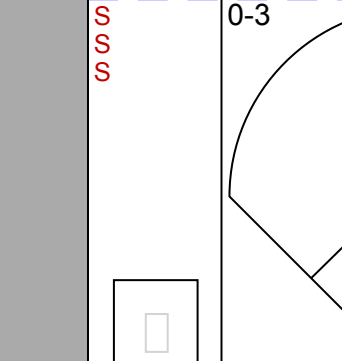
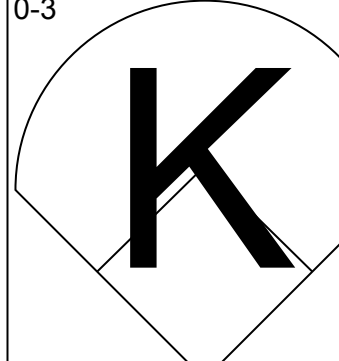
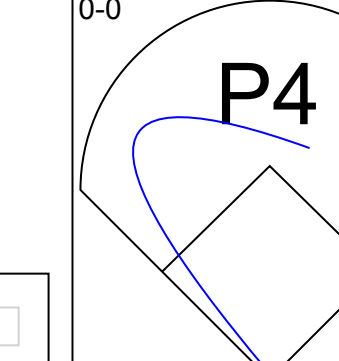
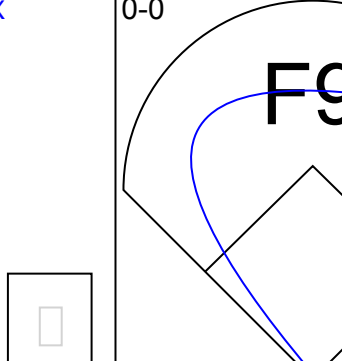


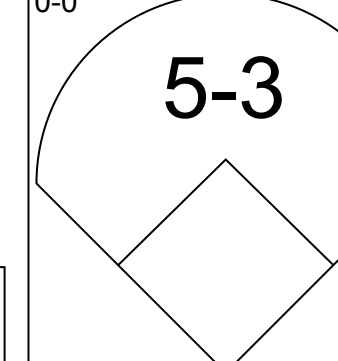
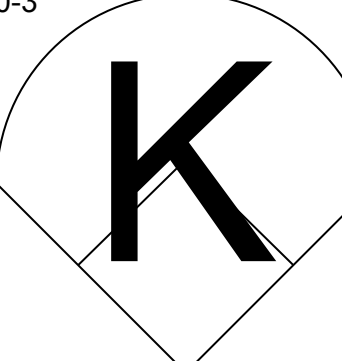
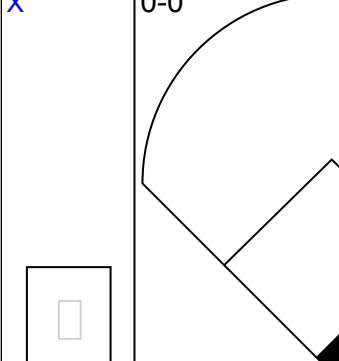
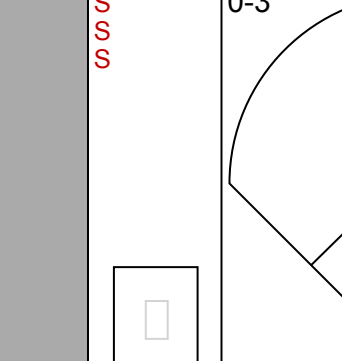
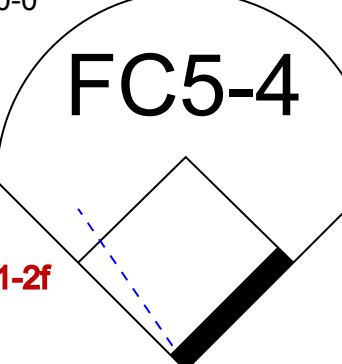
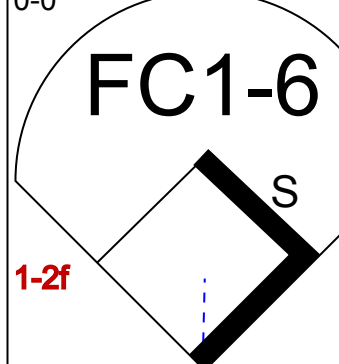

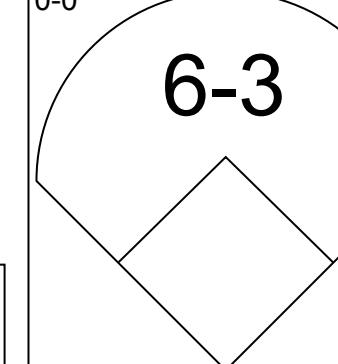
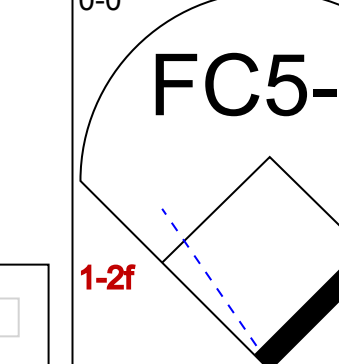
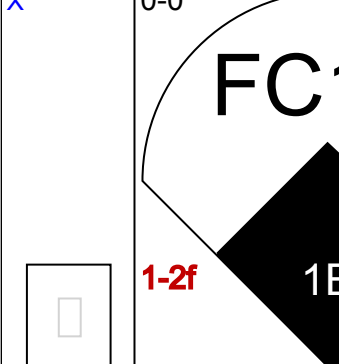
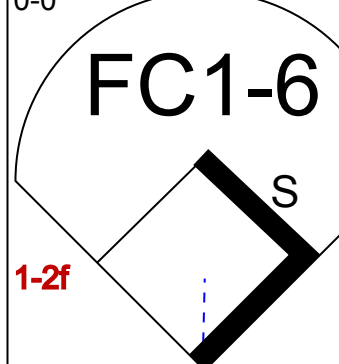


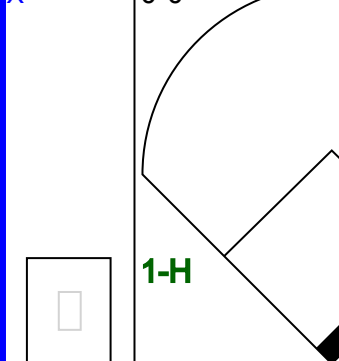
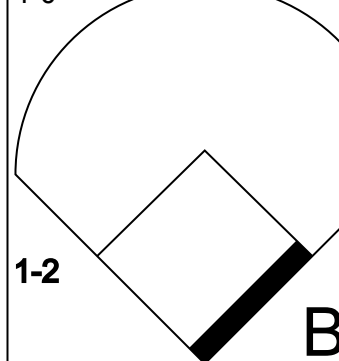

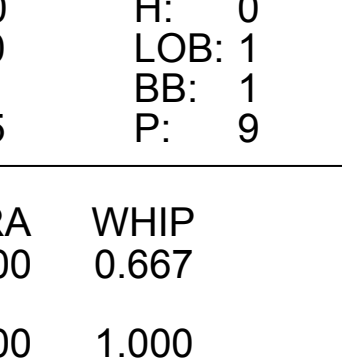
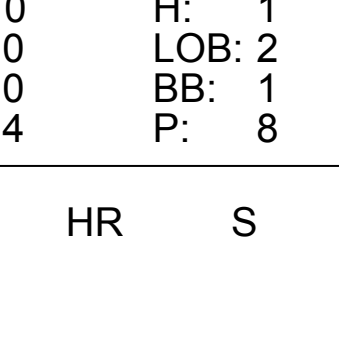
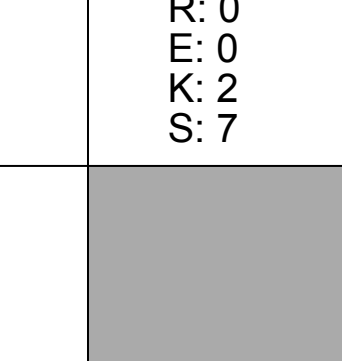





Batter	1	2	3	4	5	6	7	8	9	10	11	12	13	AB	R	H	RBI	BB	SO	LOB	TOP					
Wally Backman, S OBP: 0.365, SLG: 0.309 (1, 4)														6	1	2	0	0	1	1						
Mookie Wilson, S OBP: 0.354, SLG: 0.356 (1, 8)														6	1	0	0	0	0	3						
Keith Hernandez, L OBP: 0.377, SLG: 0.379 (1, 3)															6	0	3	0	0	1	1					
Darryl Strawberry, L OBP: 0.373, SLG: 0.451 (1, 9)															3	0	0	1	2	1	1					
George Foster, R OBP: 0.277, SLG: 0.422 (1, 7)															5	0	2	0	1	2	3					
Hubie Brooks, R OBP: 0.357, SLG: 0.412 (1, 5)														6	0	1	0	0	2	4						
Mike Fitzgerald, R OBP: 0.299, SLG: 0.298 (1, 2)														4	0	0	0	1	1	2						
Ron Gardenhire, R OBP: 0.247, SLG: 0.250 (1, 6)														3	0	2	0	0	1	0						
Danny Heep, L OBP: 0.323, SLG: 0.432 (9, PH)														1	0	0	0	0	0	1						
José Quiendo, S OBP: 0.296, SLG: 0.183 (9, 6)														1	0	0	0	0	0	1						
Dwight Gooden, R OBP: 0.087, SLG: 0.091 (1, 1)														2	0	0	0	0	0	1						
Rusty Staub, L OBP: 0.423, SLG: 0.364 (10, PH)														1	0	0	0	0	0	0						
Doug Sisk, R OBP: 0.167, SLG: 0.167 (10, 1)														0	0	0	0	0	0	0						
Jerry Martin, R OBP: 0.063, SLG: 0.333 (12, PH)														1	0	0	0	0	1	1						
Tom Gorman, L (12, 1)														0	0	0	0	0	0	0						
Inning Stats	R: 0 E: 0 K: 1 S: 6	H: 1 LOB: 1 BB: 0 P: 6	R: 0 E: 0 K: 0 S: 3	H: 1 LOB: 0 BB: 0 P: 3	R: 0 E: 0 K: 0 S: 4	H: 1 LOB: 1 BB: 0 P: 4	R: 0 E: 0 K: 0 S: 3	H: 0 LOB: 1 BB: 1 P: 7	R: 0 E: 0 K: 2 S: 7	H: 0 LOB: 0 BB: 0 P: 7	R: 1 E: 0 K: 1 S: 7	H: 2 LOB: 1 BB: 0 P: 7	R: 0 E: 0 K: 0 S: 4	H: 1 LOB: 2 BB: 1 P: 10	R: 0 E: 0 K: 0 S: 3	H: 0 LOB: 0 BB: 0 P: 3	R: 0 E: 0 K: 2 S: 7	H: 0 LOB: 0 BB: 0 P: 7	R: 0 E: 0 K: 2 S: 7	H: 0 LOB: 1 BB: 1 P: 11	R: 1 E: 0 K: 1 S: 7	H: 2 LOB: 2 BB: 1 P: 11	1B: 9 2B: 1 3B: 0 HR: 0	SF: 1 SAC: 1 DP: 2 HBP: 0	WP: 1 PB: 0 SB: 1 CS: 0	PA: 51
PITCHER	IP	WLS	BF	H	R	ER	SO	BB	IBB	HBP	BLK	WP	HR	S	P	ERA	WHIP									
Rick Rhoden, R ERA: 2.76 (1, 1)	8.0		32	7	1	1	5	2	0	0	0	0	0	40	48	1.12	1.125									
Kent Tekulve, R ERA: 4.01 (9, 1)	2.0	6	1	0	0	0	0	0	0	0	0	0	0	6	6	0.00	0.500									
Rod Scurrey, L ERA: 3.29 (11, 1)	2.2	L	12	2	1	1	4	2	0	0	0	1	0	18	26	3.38	1.500									
Cecilio Guante, R ERA: 2.79 (13, 1)	0.1		1	0	0	0	1	0	0	0	0	0	0	3	3	0.00	0.000									

New York Mets @ Pittsburgh Pirates
Three Rivers Stadium, Pittsburgh, PA
Wed Jun 06 1984, 7:05 PM EDT
Att: 7,493 - Unknown

AB 45
R 2
H 10
RBI 1
BB 4
SO 10
LOB 19



Batter	1	2	3	4	5	6	7	8	9	10	11	12	13	AB	R	H	RBI	BB	SO	LOB	BOTTOM				
Marvell Wynne, L OBP: 0.352, SLG: 0.352 (1, 8)														6	0	1	0	0	1	3					
Lee Mazzilli, S OBP: 0.341, SLG: 0.288 (1, 7)														3	0	0	0	3	0	1					
Johnny Ray, S OBP: 0.359, SLG: 0.374 (1, 4)														5	0	0	0	0	1	3					
Bill Madlock, R OBP: 0.294, SLG: 0.278 (1, 5)															4	0	0	0	1	0	1				
Jason Thompson, L OBP: 0.344, SLG: 0.350 (1, 3)															4	0	0	0	1	3	2				
Tony Peña, R OBP: 0.316, SLG: 0.444 (1, 2)															5	0	1	0	0	1	1				
Doug Frobel, L OBP: 0.208, SLG: 0.316 (1, 9)															5	0	1	0	0	2	2				
Cecilio Guante, R (13, 1)															0	0	0	0	0	0	0				
Dale Berra, R OBP: 0.220, SLG: 0.265 (1, 6)															3	0	0	0	0	0	2				
Lee Lacy, R OBP: 0.325, SLG: 0.400 (8, PR)															0	1	0	0	0	0	0				
Rafael Belliard, R OBP: 0.182, SLG: 0.182 (9, 6)															1	0	0	0	0	0	1				
Jim Morrison, R OBP: 0.282, SLG: 0.278 (11, 6)															1	0	0	0	0	0	1				
Rick Rhoden, R ERA: 3.07 (1, 1)	9.0		32	2	1	1	7	4	1	0	1	0	0	41	61	1.00	0.667								
Dwight Gooden, R ERA: 3.07 (1, 1)	9.0		32	2	1	1	7	4	1	0	1	0	0	41	61	1.00	0.667								
Doug Sisk, R ERA: 0.5 (10, 1)	2.0	8	1	0	0	0	0	1	0	0	0	0	0	7	11	0.00	1.000								
Tom Gorman, L ERA: 2.63 (12, 1)	2.0	W	7	1	0	0	2	0	0	0	0	0	0	11	11	0.00	0.500								
PITCHER	IP	WLS	BF	H	R	ER	SO	BB	IBB	HBP	BLK	WP	HR	S	P	ERA	WHIP								
Dwight Gooden, R ERA: 3.07 (1, 1)	9.0		32	2	1	1	7	4	1	0	1	0	0	41	61	1.00	0.667								
Doug Sisk, R ERA: 0.5 (10, 1)	2.0	8	1	0	0	0	0	1	0	0	0	0	0	7	11	0.00	1.000								
Tom Gorman, L ERA: 2.63 (12, 1)	2.0	W	7	1	0	0	2	0	0	0	0	0	0	11	11	0.00	0.500								

New York Mets @ Pittsburgh Pirates
Three Rivers Stadium, Pittsburgh, PA
Wed Jun 06 1984, 7:05 PM EDT
Att: 7,493 - Unknown

AB 41
R 1
H 4
RBI 1
BB 6
SO 9
LOB 16



Batter	1	2	3	4	5	6	7	8	9	AB	R	H	RBI	BB	SO	LOB	TOP											
Wally Backman, S OBP: 0.378, SLG: 0.322	1-3		E 1B	BB			1B		1B	4	1	3	0	1	0	0	New York Mets @ Montreal Expos Olympic Stadium, Montreal, QB Fri Jun 08 1984, 7:05 PM EDT Att: 30,595 - Unknown											
Mookie Wilson, S OBP: 0.307, SLG: 0.358	K		BB S F6-3	BB			S 1B		5-3	5	1	2	1	0	1	3												
Keith Hernandez, L OBP: 0.375, SLG: 0.372	G3		F6-3 BB	BB			K			3	0	0	0	1	1	2												
Darryl Strawberry, L OBP: 0.376, SLG: 0.455			F6-3 BB	BB			4-3			3	1	1	0	1	0	2												
George Foster, R OBP: 0.272, SLG: 0.414	4-3		F6-3	BB			F8		F9	4	0	0	0	0	0	3												
Doug Sisk, R OBP: 0.167, SLG: 0.167			1-2 2-3 3-H							0	0	0	0	0	0	0												
Hubie Brooks, R OBP: 0.350, SLG: 0.403	E1 1B		F5				F9		5-3	4	1	0	1	0	0	1												
Mike Fitzgerald, R OBP: 0.295							E5		F9	4	0	1	1	0	0	0												
Ron Gardenhire, R OBP: 0.238, SLG: 0.240	K		F6	SH3-4			F4-6-3		5-3	4	0	0	0	0	1	2												
Ed Lynch, R OBP: 0.214, SLG: 0.214	F6-3			SH3-4					F3	2	0	0	0	0	1	1												
Jerry Martin, R OBP: 0.077, SLG: 0.308				1-2						1	0	0	0	0	0	0												
Inning Stats	R: 0 E: 0 K: 1 S: 5	H: 0 LOB: 0 BB: 0 P: 5	R: 2 E: 1 K: 1 S: 8	H: 2 LOB: 1 BB: 0 P: 8	R: 2 E: 1 K: 0 S: 4	H: 2 LOB: 1 BB: 2 P: 12	R: 0 E: 0 K: 0 S: 4	H: 0 LOB: 0 BB: 1 P: 8	R: 0 E: 0 K: 0 S: 3	H: 0 LOB: 0 BB: 0 P: 3	R: 0 E: 0 K: 2 S: 9	H: 2 LOB: 2 BB: 0 P: 9	R: 0 E: 0 K: 0 S: 3	H: 0 LOB: 0 BB: 0 P: 3	R: 0 E: 0 K: 0 S: 4	H: 1 LOB: 1 BB: 0 P: 4	1B: 6 2B: 1 3B: 0 HR: 0	SF: 0 SAC: 1 DP: 2 HBP: 0	WP: 0 PB: 0 SB: 2 CS: 0	PA: 38								
PITCHER	IP	WLS	BF	H	R	ER	SO	BB	IBB	HBP	BLK	WP	HR	S	P	ERA	WHIP											
Steve Rogers, R ERA: 5.44	(1, 1)	5.0	L	23	4	4	3	2	3	0	0	0	0	0	24	36	5.40	1.400										
Bob James, R ERA: 5.2	(6, 1)	2.0		8	2	0	0	2	0	0	0	0	0	12	12	0.00	1.000											
Dan Schatzeder, L ERA: 3.04	(8, 1)	2.0		7	1	0	0	0	0	0	0	0	0	7	7	0.00	0.500											

Batter	1	2	3	4	5	6	7	8	9	AB	R	H	RBI	BB	SO	LOB	BOTTOM										
Miguel Dilone, S OBP: 0.301, SLG: 0.380	F7		6-3			4-3		6-3		4	0	0	0	0	0	0	New York Mets @ Montreal Expos Olympic Stadium, Montreal, QB Fri Jun 08 1984, 7:05 PM EDT Att: 30,595 - Unknown										
Terry Francona, L OBP: 0.383, SLG: 0.495				K		1-3		3-1		4	0	1	0	0	1	0											
Tim Raines, S OBP: 0.383, SLG: 0.421	K			4-3				5-3		4	1	1	1	0	1	1											
Gary Carter, R OBP: 0.362, SLG: 0.502	F8			FC5-4 1B		F6		G6-4-3 1B		4	0	2	0	0	0	1											
Tim Wallach, R OBP: 0.342, SLG: 0.457				FC5-4		G3 2B		G6-4-3		4	0	1	0	0	0	2											
Mike Stenhouse, L OBP: 0.370, SLG: 0.405						F4		F6		3	0	0	0	0	0	1											
Bryan Little, S OBP: 0.350, SLG: 0.320								G3		3	0	1	0	0	0	1											
Doug Flynn, R OBP: 0.319, SLG: 0.330								F8		3	0	0	0	0	0	2											
Dan Schatzeder, L OBP: 0.200, SLG: 0.200										0	0	0	0	0	0	0											
Steve Rogers, R OBP: 0.250, SLG: 0.313										1	0	0	0	0	0	0											
Ron Johnson, R (5, PH)										1	0	0	0	0	1	1											
Bob James, R (6, 1)										0	0	0	0	0	0	0											
Derrel Thomas, S OBP: 0.250, SLG: 0.300										1	0	0	0	0	0	0											
Inning Stats	R: 0 E: 0 K: 1 S: 6	H: 1 LOB: 1 BB: 0 P: 6	R: 0 E: 0 K: 0 S: 3	H: 0 LOB: 0 BB: 0 P: 3	R: 0 E: 0 K: 1 S: 6	H: 1 LOB: 1 BB: 0 P: 6	R: 0 E: 0 K: 0 S: 4	H: 1 LOB: 0 BB: 0 P: 4	R: 0 E: 0 K: 0 S: 3	H: 0 LOB: 0 BB: 0 P: 3	R: 0 E: 0 K: 0 S: 3	H: 1 LOB: 0 BB: 0 P: 3	R: 0 E: 0 K: 0 S: 3	H: 1 LOB: 0 BB: 0 P: 3	1B: 3 2B: 2 3B: 0 HR: 1	SF: 0 SAC: 0 DP: 1 HBP: 0	WP: 0 PB: 0 SB: 0 CS: 0	PA: 32									
PITCHER	IP	WLS	BF	H	R	ER	SO	BB	IBB	HBP	BLK	WP	HR	S	P	ERA	WHIP										
Ed Lynch, R ERA: 2.94	(1, 1)	7.0	W	26	5	1	1	3	0	0	0	0	0	6	6	0.00	0.500										
Doug Sisk, R ERA: 0.47	(8, 1)	2.0	S	6	1	0	0	0	0	0	0	0	0	6	6	0.00	0.500										

Batter	1	2	3	4	5	6	7	8	9	AB	R	H	RBI	BB	SO	LOB	TOP				
Wally Backman, S OBP: 0.367, SLG: 0.311 (1, 4)	0-3 K ①		0-0 1-3 ②		0-0 F6-3 ①		0-0 F9 ③		0-0 F7 ②	5	0	0	0	0	1	2					
Mookie Wilson, S OBP: 0.304, SLG: 0.369 (1, 8)	0-0 3-1 ②		0-0 4-3 ③		0-0 3-1 ②			0-0 HR ①	0-3 K ③	5	1	1	1	0	1	2					
Keith Hernandez, L OBP: 0.373, SLG: 0.366 (1, 3)	0-3 K ③			4-0 2B BB ①	0-0 F9 ③			0-3 K ①		3	1	0	0	1	2	0					
Darryl Strawberry, L OBP: 0.373, SLG: 0.448 (1, 9)		0-0 2-3 ①		4-0 2B BB ①		0-3 K ①		0-0 F8 ②		3	1	0	0	1	1	0					
George Foster, R OBP: 0.281, SLG: 0.441 (1, 7)		0-0		0-0 2B BB ①		0-3 K ②		0-0		4	2	3	3	0	1	0					
Doug Sisk, R OBP: 0.167, SLG: 0.167 (8, 1)				SH SF8 2B ①				1B 1B ①		0	0	0	0	0	0	0					
Jesse Orosco, R OBP: 0.800, SLG: 0.500 (9, 1)		HR ②		1-H 2-H SF8 SH BB ①				1B 1B ①		0	0	0	0	0	0	0					
Hubie Brooks, R OBP: 0.358, SLG: 0.408 (1, 5)	0-0 F8 ②			4-0 SF8 SH BB ①		0-0 1B ①		0-0 1B ①		3	0	2	0	1	0	0					
Ron Hodges, L OBP: 0.121 (1, 2)	0-0 5-3 ③			0-0 SH ①		0-3 K ③		0-0 F9 ③		2	0	0	0	0	1	1					
Mike Fitzgerald, R OBP: 0.294, SLG: 0.292 (8, PH)				1-2 2-3 SH F6-4-3 ①						1	0	0	0	0	0	2					
José Oquendo, S OBP: 0.255, SLG: 0.180 (1, 6)			4-0 1-3 SH3-4 BB ①	0-0 SF8 ①		0-0 F8 ①		0-3 K ①		2	0	0	1	1	1	0					
Ron Darling, R OBP: 0.091, SLG: 0.095 (1, 1)			0-0 SH3-4 ①	0-0 F6-4-3 ②		0-3 K ③				2	0	0	0	0	1	2					
Jerry Martin, R OBP: 0.143, SLG: 0.429 (8, 7)			1-2 SH3-4 ①	1-2 F6-4-3 ②				2B ②		1	0	1	0	0	0	0					
Inning Stats	R: 0 E: 0 K: 2 S: 7	H: 0 LOB: 0 BB: 0 P: 7	R: 1 E: 0 K: 0 S: 4	H: 1 LOB: 0 BB: 0 P: 4	R: 0 E: 0 K: 0 S: 3	H: 0 LOB: 1 BB: 1 P: 7	R: 3 E: 1 K: 0 S: 4	H: 1 LOB: 1 BB: 3 P: 16	R: 0 E: 0 K: 3 S: 10	H: 1 LOB: 1 BB: 0 P: 10	R: 0 E: 0 K: 1 S: 5	H: 0 LOB: 0 BB: 0 P: 5	R: 1 E: 0 K: 1 S: 8	H: 3 LOB: 2 BB: 0 P: 8	R: 0 E: 0 K: 2 S: 8	H: 1 LOB: 1 BB: 0 P: 8	1B: 3 2B: 2 3B: 0 HR: 2	SF: 1 SAC: 2 DP: 1 HBP: 0	WP: 0 PB: 0 SB: 0 CS: 0	PA: 38	
PITCHER	IP WLS BF H R ER SO BB IBB HBP BLK WP HR S P ERA WHIP	IP WLS BF H R ER SO BB IBB HBP BLK WP HR S P ERA WHIP	IP WLS BF H R ER SO BB IBB HBP BLK WP HR S P ERA WHIP	IP WLS BF H R ER SO BB IBB HBP BLK WP HR S P ERA WHIP	IP WLS BF H R ER SO BB IBB HBP BLK WP HR S P ERA WHIP	IP WLS BF H R ER SO BB IBB HBP BLK WP HR S P ERA WHIP	IP WLS BF H R ER SO BB IBB HBP BLK WP HR S P ERA WHIP	IP WLS BF H R ER SO BB IBB HBP BLK WP HR S P ERA WHIP	IP WLS BF H R ER SO BB IBB HBP BLK WP HR S P ERA WHIP	IP WLS BF H R ER SO BB IBB HBP BLK WP HR S P ERA WHIP	IP WLS BF H R ER SO BB IBB HBP BLK WP HR S P ERA WHIP	IP WLS BF H R ER SO BB IBB HBP BLK WP HR S P ERA WHIP	IP WLS BF H R ER SO BB IBB HBP BLK WP HR S P ERA WHIP	IP WLS BF H R ER SO BB IBB HBP BLK WP HR S P ERA WHIP	IP WLS BF H R ER SO BB IBB HBP BLK WP HR S P ERA WHIP	IP WLS BF H R ER SO BB IBB HBP BLK WP HR S P ERA WHIP	IP WLS BF H R ER SO BB IBB HBP BLK WP HR S P ERA WHIP	IP WLS BF H R ER SO BB IBB HBP BLK WP HR S P ERA WHIP	IP WLS BF H R ER SO BB IBB HBP BLK WP HR S P ERA WHIP	IP WLS BF H R ER SO BB IBB HBP BLK WP HR S P ERA WHIP	IP WLS BF H R ER SO BB IBB HBP BLK WP HR S P ERA WHIP

New York Mets @ Montreal Expos
Olympic Stadium, Montreal, QB
Sat Jun 09 1984, 7:05 PM EDT
Unknown

AB	31
R	5
H	7
RBI	5
BB	4
SO	9
LOB	9



Batter	1	2	3	4	5	6	7	8	9	AB	R	H	RBI	BB	SO	LOB	BOTTOM				
Bryan Little, S OBP: 0.350, SLG: 0.317 (1, 4)	0-0 3-1 ①		0-0 6-3 ①		0-0 SH3-4 ①		0-0 FC5-4 ②		4-0 1B BB ①	2	0	0	0	1	0	1					
Jim Wohlford, R OBP: 0.353, SLG: 0.426 (7, PH)										1	0	0	0	0	0	1					
Gary Lucas, L OBP: 0.500, SLG: 0.500 (9, 9)										0	0	0	0	0	0	0					
Miguel Dilone, S OBP: 0.301, SLG: 0.380 (9, PR)										1	0	1	1	0	0	0					
Terry Francona, L OBP: 0.383, SLG: 0.497 (1, 3)	0-0 F8 ②		4-0 2B BB ①		0-0 F6 ②		0-0 E5 ①		0-0 1B ②	5	0	2	0	0	0	4					
Tim Raines, S OBP: 0.379, SLG: 0.413 (1, 8)	4-0 E S BB ①		0-0 1-3 2B ②		0-0 E6 2-H 1B ①		0-0 F3 ③		0-0 F2 ②	4	0	0	0	1	1	5					
Gary Carter, R OBP: 0.361, SLG: 0.512 (1, 2)	0-0 S 1-H ③		0-0 F6 ②		0-0 6-3 ③			0-0 G3 ①	0-3 K ③	5	1	1	1	0	0	3					
Andre Dawson, R OBP: 0.308, SLG: 0.341 (9, 1)		0-0 HR ①	0-0 5-3 ③		0-0 5-3 ①		0-0 K ②	0-0 E6 FC5-4 ①	0-0 F8 ②	4	0	0	0	0	1	1					
Tim Lincecum, R OBP: 0.336, SLG: 0.449 (1, 5)		0-0 F8 ①		0-0 F2 ①		0-3 K ②		0-0 F8 ②		4	0	0	0	0	0	1					
Mike Stenhouse, L OBP: 0.380, SLG: 0.490 (1, 7)		0-0 5-3 ②		0-0 6-3 ②		0-0 1-3 ③		0-0 FC5-4 ③		3	0	1	0	1	0	0					
Doug Flynn, R OBP: 0.327, SLG: 0.337 (1, 6)		0-0 1B ③		0-0 F4 ③		4-0 FC5-4 BB ①		0-0 F7 ①		4	2	2	0	0	1	2					
David Palmer, R OBP: 0.077, SLG: 0.308 (1, 1)		0-0 F6-3 ③			0-0 SH3-4 E 1B ①		0-3 K ①		0-0 1B ①	1	0	0	0	0	0	0					
Dan Schatzeder, L OBP: 0.200, SLG: 0.200 (7, PH)										0	0	0	0	0	0	0					
Pete Rose, S OBP: 0.386, SLG: 0.355 (7, PH)										1	0	0	0	0	0	1					
Derrel Thomas, S OBP: 0.273, SLG: 0.300 (8, 4)										0	0	0	0	1	0	0					
Inning Stats	R: 0 E: 1 K: 0 S: 2	H: 0 LOB: 1 BB: 1 P: 6	R: 1 E: 0 K: 0 S: 5	H: 2 LOB: 1 BB: 0 P: 5	R: 0 E: 0 K: 0 S: 4	H: 1 LOB: 2 BB: 1 P: 8	R: 0 E: 0 K: 0 S: 3	H: 0 LOB: 0 BB: 0 P: 3	R: 1 E: 1 K: 0 S: 5	H: 2 LOB: 1 BB: 0 P: 5	R: 0 E: 0 K: 1 S: 5	H: 0 LOB: 2 BB: 1 P: 10	R: 0 E: 0 K: 0 S: 4	H: 0 LOB: 1 BB: 0 P: 4	R: 1 E: 0 K: 1 S: 7	H: 2 LOB: 2 BB: 1 P: 11	1B: 5 2B: 1 3B: 0 HR: 1	SF: 0 SAC: 1 DP: 0 HBP: 0	WP: 0 PB: 0 SB: 1 CS: 0	PA: 40	
PITCHER	IP WLS BF H R ER SO BB IBB HBP BLK WP HR S P ERA WHIP	IP WLS BF H R ER SO BB IBB HBP BLK WP HR S P ERA WHIP	IP WLS BF H R ER SO BB IBB HBP BLK WP HR S P ERA WHIP	IP WLS BF H R ER SO BB IBB HBP BLK WP HR S P ERA WHIP	IP WLS BF H R ER SO BB IBB HBP BLK WP HR S P ERA WHIP	IP WLS BF H R ER SO BB IBB HBP BLK WP HR S P ERA WHIP	IP WLS BF H R ER SO BB IBB HBP BLK WP HR S P ERA WHIP	IP WLS BF H R ER SO BB IBB HBP BLK WP HR S P ERA WHIP	IP WLS BF H R ER SO BB IBB HBP BLK WP HR S P ERA WHIP	IP WLS BF H R ER SO BB IBB HBP BLK WP HR S P ERA WHIP	IP WLS BF H R ER SO BB IBB HBP BLK WP HR S P ERA WHIP	IP WLS BF H R ER SO BB IBB HBP BLK WP HR S P ERA WHIP	IP WLS BF H R ER SO BB IBB HBP BLK WP HR S P ERA WHIP	IP WLS BF H R ER SO BB IBB HBP BLK WP HR S P ERA WHIP	IP WLS BF H R ER SO BB IBB HBP BLK WP HR S P ERA WHIP	IP WLS BF H R ER SO BB IBB HBP BLK WP HR S P ERA WHIP	IP WLS BF H R ER SO BB IBB HBP BLK WP HR S P ERA WHIP	IP WLS BF H R ER SO BB IBB HBP BLK WP HR S P ERA WHIP	IP WLS BF H R ER SO BB IBB HBP BLK WP HR S P ERA WHIP	IP WLS BF H R ER SO BB IBB HBP BLK WP HR S P ERA WHIP	IP WLS BF H R ER SO BB IBB HBP BLK WP HR S P ERA WHIP

New York Mets @ Montreal Expos
Olympic Stadium, Montreal, QB
Sat Jun 09 1984, 7:05 PM EDT
Unknown

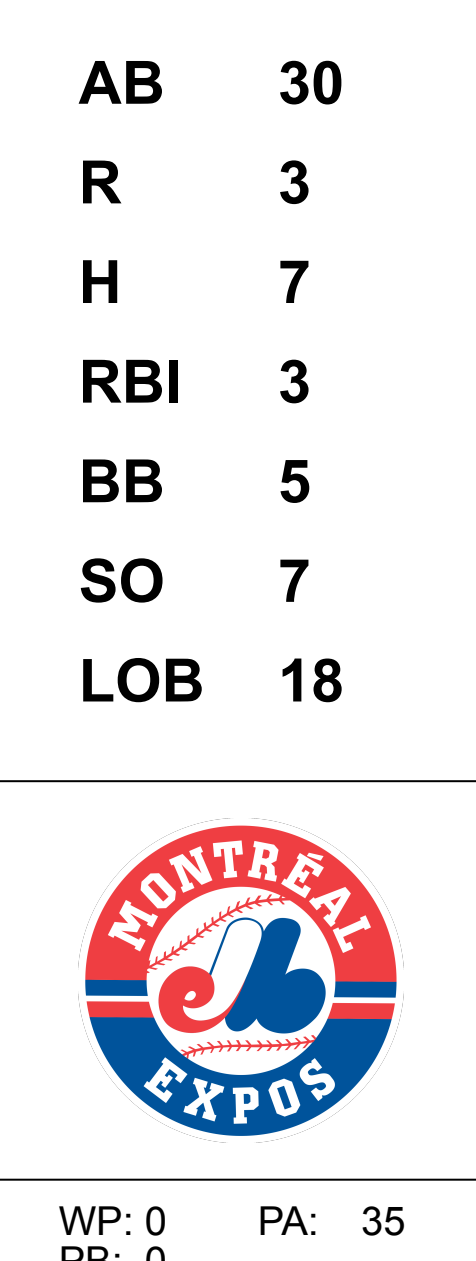
AB	35
R	3
H	7
RBI	2
BB	4
SO	3
LOB	19



Batter	1	2	3	4	5	6	7	8	9	AB	R	H	RBI	BB	SO	LOB	TOP			
Wally Backman, S (1,4) OBP: 0.368, SLG: 0.320	0-0 F6-3 2B		0-3 K		0-0 5-3			0-3 K		4	0	1	0	0	2	1	New York Mets @ Montreal Expos Olympic Stadium, Montreal, QB Sun Jun 10 1984, 3:33 AM EDT Att: 32,483 - Unknown			
Mookie Wilson, S (1,8) OBP: 0.300, SLG: 0.362	0-3 K		0-0 F1			0-0 F6-3		0-0 1B		4	0	1	0	0	1	1				
Danyl Strawberry, L (1,9) OBP: 0.373, SLG: 0.441	0-0 F6-3 2-3			4-0 5-3 S BB		0-0 G3		0-0 1B		3	0	1	0	1	0	1				
George Foster, R (1,7) OBP: 0.279, SLG: 0.435	0-3 K			0-0 5-3 1-3		0-0 1B		0-3 K		4	0	1	0	0	2	4				
Danny Heep, L (1,3) OBP: 0.347, SLG: 0.442		0-0 E7 4-3 2B		0-3 K		0-3 K			0-0 SH5-4 BB SF8 1B	4	2	2	0	0	2	2				
Hubie Brooks, R (1,5) OBP: 0.383, SLG: 0.411		0-0 4-3		0-0 F1-6-3			0-0 G4-3 1B		4-0 SH5-4 BB 1-2	3	0	1	1	1	0	1				
Mike Fitzgerald, R (1,2) OBP: 0.295, SLG: 0.293		3-H 0-3 K			0-0 1B		0-0 G4-3 1-2 1B		0-0 SH5-4 1-2 2-3	3	0	1	0	0	1	1				
Ron Gardenhire, R (1,6) OBP: 0.222, SLG: 0.223		0-0 5-3			0-0 F8		0-0 5-3		0-0 SF8	3	0	0	0	0	0	1				
Ron Hodges, L (9, PH) OBP: 0.333, SLG: 0.121									0-0 SF8	0	0	0	1	0	0	0				
Walt Terrell, L (1,1) OBP: 0.129, SLG: 0.133					0-0 F6-3			0-0 5-3	0-3 K	2	0	0	0	0	1	1				
Rusty Staub, L (8, PH) OBP: 0.423, SLG: 0.364										0	0	0	0	0	0	0				
Kelvin Chapman, R (8, PH) OBP: 0.341, SLG: 0.333										1	0	0	0	0	0	0				
Brent Gaff, R (8,1) OBP: 0.373, SLG: 0.372										0	0	0	0	0	0	0				
Keith Hernandez, L (9, PH) OBP: 0.373, SLG: 0.372										1	0	0	0	0	1	1				
Inning Stats	R: 0 E: 0 K: 2 S: 8	H: 1 LOB: 1 BB: 0 P: 8	R: 1 E: 1 K: 1 S: 6	H: 1 LOB: 0 BB: 0 P: 6	R: 0 E: 0 K: 1 S: 5	H: 0 LOB: 0 BB: 0 P: 5	R: 0 E: 0 K: 1 S: 5	H: 0 LOB: 1 BB: 0 P: 9	R: 0 E: 0 K: 1 S: 6	H: 1 LOB: 1 BB: 0 P: 6	R: 0 E: 0 K: 0 S: 3	H: 1 LOB: 0 BB: 0 P: 3	R: 0 E: 0 K: 2 S: 9	H: 2 LOB: 2 BB: 0 P: 9	R: 1 E: 0 K: 1 S: 6	H: 1 LOB: 1 BB: 1 P: 10		1B: 6 2B: 2 3B: 0 HR: 0	SF: 1 SAC: 1 DP: 1 HBP: 0	WP: 0 PB: 0 SB: 1 CS: 0
PITCHER	IP WLS BF H R ER SO BB IBB HBP BLK WP HR S P ERA WHIP																			
Bryn Smith, R (1,1) ERA: 2.93	3.1		13	2	1	0	4	1	0	0	0	0	0	0	0	20	24	0.00	0.900	
Dan Schatzeder, L (4,1) ERA: 2.43	2.2	W	10	2	0	0	3	0	0	0	0	0	0	0	0	16	16	0.00	0.750	
Andy McGaffigan, R (7,1) ERA: 2.65	1.0		3	1	0	0	0	0	0	0	0	0	0	0	3	3	0.00	1.000		
Gary Lucas, L (8,1) ERA: 2.39	0.2		4	2	0	0	1	0	0	0	0	0	0	0	6	6	0.00	3.000		
Jeff Reardon, R (8,1) ERA: 1.07	1.1	S	6	1	1	1	2	1	0	0	0	0	0	0	9	13	6.75	1.500		

Batter	1	2	3	4	5	6	7	8	9	AB	R	H	RBI	BB	SO	LOB	BOTTOM			
Derrel Thomas, S (1,4) OBP: 0.357, SLG: 0.343	0-0 F8	4-0 BB		0-0 CS 1B		4-0 BB				2	0	1	0	2	0	0	New York Mets @ Montreal Expos Olympic Stadium, Montreal, QB Sun Jun 10 1984, 3:33 AM EDT Att: 32,483 - Unknown			
Terry Francona, L (1,3) OBP: 0.376, SLG: 0.490	0-0 1B	0-0 G3		0-3 K		0-0 F8				4	1	1	0	0	1	4				
Tim Raines, S (1,8) OBP: 0.385, SLG: 0.417	0-0 FC3-6 2H BB 1B		4-0 BB		0-0 1B		0-0 F1			3	2	2	1	1	0	0				
Gary Carter, R (1,2) OBP: 0.364, SLG: 0.523	4-0 FC3-6 1-2 BB		0-0 1H 2B		0-0 F7		0-0 6-3			3	0	1	1	1	0	1				
Mike Stenhouse, L (1,9) OBP: 0.382, SLG: 0.386	0-0 FC3-6		4-0 BB		0-0 F9		0-3 K			3	0	0	0	1	1	3				
Bryan Little, S (8,4) OBP: 0.352, SLG: 0.317	0-0 1B									0	0	0	0	0	0	0				
Jeff Reardon, R (8,1) ERA: 1.07	1-2 2-3 K									0	0	0	0	0	0	0				
Jim Wehford, R (1,7) OBP: 0.333, SLG: 0.411	0-0 1-2 3-H 1B		0-0 F4		0-0 4-3			0-0 6-3		4	0	1	1	0	0	3				
Chris Speier, R (1,5) OBP: 0.171, SLG: 0.150	0-3 K		0-0 F7			0-3 K		0-3 K		4	0	0	0	0	3	4				
Doug Flynn, R (1,6) OBP: 0.321, SLG: 0.330		0-0 F6-3		0-3 K		0-0 E6 1B		0-0 F4-3		4	0	1	0	0	1	2				
Bryn Smith, R (1,1) ERA: 2.93					0-0 F8					1	0	0	0	0	1	0				
Dan Schatzeder, L (4,1) ERA: 2.43										1	0	0	0	0	0	0				
Pete Rose, S (8, PH) OBP: 0.341, SLG: 0.333										1	0	0	0	0	0	1				
Andy McGaffigan, R (7,1) ERA: 2.65										0	0	0	0	0	0	0				
Gary Lucas, L (8,1) ERA: 2.39										0	0	0	0	0	0	0				
Tim Wallach, R (8,9) OBP: 0.333, SLG: 0.447										0	0	0	0	0	0	0				
Inning Stats	R: 2 E: 0 K: 1 S: 8	H: 3 LOB: 2 BB: 1 P: 12	R: 0 E: 0 K: 1 S: 5	H: 0 LOB: 1 BB: 1 P: 9	R: 1 E: 0 K: 1 S: 6	H: 1 LOB: 2 BB: 2 P: 14	R: 0 E: 0 K: 1 S: 5	H: 1 LOB: 0 BB: 0 P: 5	R: 0 E: 0 K: 1 S: 4	H: 1 LOB: 1 BB: 0 P: 4	R: 0 E: 0 K: 1 S: 6	H: 0 LOB: 0 BB: 0 P: 10	R: 0 E: 0 K: 1 S: 5	H: 0 LOB: 0 BB: 0 P: 5	R: 0 E: 0 K: 1 S: 5	H: 0 LOB: 0 BB: 0 P: 5	1B: 5 2B: 2 3B: 0 HR: 0	SF: 0 SAC: 0 DP: 0 HBP: 0	WP: 0 PB: 0 SB: 0 CS: 1	PA: 35
PITCHER	IP WLS BF H R ER SO BB IBB HBP BLK WP HR S P ERA WHIP																			
Walt Terrell, R (1,1) ERA: 3.32	7.0	L	32	7	3	3	6	5	0	0	0	0	0	0	39	59	3.86	1.714		
Brent Gaff, R (8,1) ERA: 2.4	1.0		3	0	0	0	1	0	0	0	0	0	0	0	5	5	0.00	0.000		

AB	32
R	2
H	8
RBI	2
BB	2
SO	10
LOB	14



Batter	1	2	3	4	5	6	7	8	9	AB	R	H	RBI	BB	SO	LOB	TOP					
Marvell Wynne, L (1, 8) OBP: 0.324, SLG: 0.349										4	1	1	0	1	0	4	Pittsburgh Pirates @ New York Mets Shea Stadium, Flushing, NY Tue Jun 12 1984, 7:05 PM EDT Att: 14,255 - Unknown					
Lee Mazzilli, S (1, 7) OBP: 0.347, SLG: 0.309										3	1	2	0	0	0	0						
Lee Lacy, R (6, PH) (6, 7) OBP: 0.331, SLG: 0.466										2	1	1	1	0	0	1						
Bill Madlock, R (1, 5) OBP: 0.309, SLG: 0.316										5	1	2	1	0	0	1						
Jason Thompson, L (1, 3) OBP: 0.344, SLG: 0.345										1	0	0	0	0	1	2						
Doug Frobel, L (2, PH) (2, 9) OBP: 0.222, SLG: 0.320										3	1	1	0	1	0	0						
Johnny Ray, S (1, 4) OBP: 0.357, SLG: 0.378										5	1	2	0	0	1	2						
Benny DiStefano, L (1, 9) (2, 3) OBP: 0.283, SLG: 0.405										5	0	0	0	0	1	6						
Milt May, L (1, 2) OBP: 0.219, SLG: 0.200										4	0	2	2	0	2	0						
Dale Berra, R (1, 6) OBP: 0.247, SLG: 0.281										4	0	2	1	0	0	1						
Larry McWilliams, L (1, 1) OBP: 0.208, SLG: 0.208										4	0	2	0	0	0	1						
Rod Scurry, L (9, 1)										0	0	0	0	0	0	0						
Inning Stats	R: 4 E: 0 K: 2 S: 13	H: 6 LOB: 3 BB: 1 P: 17	R: 0 E: 0 K: 0 S: 3	H: 0 LOB: 0 BB: 0 P: 3	R: 0 E: 0 K: 0 S: 4	H: 1 LOB: 1 BB: 0 P: 4	R: 0 E: 0 K: 0 S: 4	H: 1 LOB: 1 BB: 0 P: 4	R: 1 E: 0 K: 1 S: 6	H: 2 LOB: 0 BB: 0 P: 6	R: 0 E: 0 K: 0 S: 4	H: 1 LOB: 1 BB: 0 P: 4	R: 0 E: 0 K: 0 S: 3	H: 0 LOB: 0 BB: 0 P: 3	R: 0 E: 0 K: 1 S: 6	H: 1 LOB: 2 BB: 0 P: 6	R: 1 E: 0 K: 1 S: 7	H: 3 LOB: 2 BB: 1 P: 11	1B: 14 2B: 0 3B: 0 HR: 1	SF: 0 SAC: 0 DP: 1 HBP: 0	WP: 0 PB: 0 SB: 0 CS: 1	PA: 42
PITCHER	IP WLS BF H R ER SO BB IBB HBP BLK WP HR S P ERA WHIP																					
Tim Leary, R (1, 1) ERA: 4.66	0.2 L 9 6 4 4 2 1 0 0 0 0 0 0 12 16 54.00 10.500																					
Brent Gaff, R (1, 1) ERA: 2.33	4.1 16 4 1 1 1 0 0 0 0 0 0 0 18 18 2.08 0.923																					
Tom Gorman, L (6, 1) ERA: 2.16	3.0 11 2 0 0 1 0 0 0 0 0 0 0 13 13 0.00 0.667																					
Mike Torrez, R (9, 1) ERA: 5.02	1.0 6 3 1 1 1 1 0 0 0 0 0 1 7 11 9.00 4.000																					

Batter	1	2	3	4	5	6	7	8	9	AB	R	H	RBI	BB	SO	LOB	BOTTOM					
Mookie Wilson, S (1, 8) OBP: 0.303, SLG: 0.363										4	0	1	0	0	1	2	Pittsburgh Pirates @ New York Mets Shea Stadium, Flushing, NY Tue Jun 12 1984, 7:05 PM EDT Att: 14,255 - Unknown					
Kelvin Chapman, R (1, 4) OBP: 0.333, SLG: 0.326										4	0	1	1	0	1	2						
Keith Hernandez, L (1, 3) OBP: 0.373, SLG: 0.388										4	1	1	0	0	0	2						
George Foster, R (1, 7) OBP: 0.275, SLG: 0.430										4	1	1	0	0	0	0						
Hubie Brooks, R (1, 5) OBP: 0.374, SLG: 0.447										4	0	3	2	0	0	0						
Jerry Martin, R (1, 9) OBP: 0.105, SLG: 0.316										4	0	0	0	0	0	3						
Mike Fitzgerald, R (1, 2) OBP: 0.286, SLG: 0.283										4	1	1	0	0	1	2						
José Oquendo, S (1, 6) OBP: 0.255, SLG: 0.183										4	0	1	0	0	0	1						
Tim Leary, R (1, 1) ERA: 4.66										0	0	0	0	0	0	0						
Brent Gaff, R (1, 1) ERA: 2.33										1	0	0	0	0	1	2						
Wally Backman, S (5, PH) (5, 1) OBP: 0.336, SLG: 0.310										1	0	0	0	0	0	0						
Tom Gorman, L (6, 1) ERA: 2.16										0	0	0	0	0	0	0						
Junior Ortiz, R (8, PH) (8, 1) OBP: 0.225, SLG: 0.276										1	0	0	0	0	0	0						
Mike Torrez, R (9, 1) ERA: 5.02										0	0	0	0	0	0	0						
Inning Stats	R: 0 E: 0 K: 1 S: 5	H: 0 LOB: 0 BB: 0 P: 5	R: 0 E: 0 K: 0 S: 3	H: 1 LOB: 0 BB: 0 P: 3	R: 1 E: 0 K: 2 S: 10	H: 3 LOB: 2 BB: 0 P: 10	R: 0 E: 0 K: 0 S: 3	H: 0 LOB: 0 BB: 0 P: 3	R: 0 E: 0 K: 1 S: 5	H: 0 LOB: 0 BB: 0 P: 5	R: 0 E: 0 K: 0 S: 3	H: 1 LOB: 1 BB: 0 P: 3	R: 0 E: 0 K: 0 S: 4	H: 1 LOB: 1 BB: 0 P: 4	R: 0 E: 1 K: 0 S: 4	H: 0 LOB: 1 BB: 0 P: 4	R: 2 E: 0 K: 0 S: 6	H: 3 LOB: 1 BB: 0 P: 6	1B: 7 2B: 2 3B: 0 HR: 0	SF: 0 SAC: 0 DP: 2 HBP: 0	WP: 0 PB: 0 SB: 0 CS: 0	PA: 35
PITCHER	IP WLS BF H R ER SO BB IBB HBP BLK WP HR S P ERA WHIP																					
Larry McWilliams, L (1, 1) ERA: 2.45	8.0 W 32 9 3 3 4 0 0 0 0 0 0 0 40 40 3.38 1.125																					
Rod Scurry, L (9, 1) ERA: 3.0	1.0 S 3 0 0 0 0 0 0 0 0 0 0 0 3 3 0.00 0.000																					



Batter	1	2	3	4	5	6	7	8	9	AB	R	H	RBI	BB	SO	LOB	TOP	
Marvell Wynne, L OBP: 0.319, SLG: 0.343 (1, 8)										4	0	0	0	0	0	2		
Lee Mazzilli, S OBP: 0.333, SLG: 0.294 (1, 7)										4	0	0	0	0	0	0		
Bill Madlock, R OBP: 0.308, SLG: 0.312 (1, 5)										3	0	0	0	1	0	0		
Jason Thompson, L OBP: 0.344, SLG: 0.341 Doug Frobel, L OBP: 0.220, SLG: 0.317 (7, PR) (7, 9)										2	0	0	0	1	0	0		
Johnny Ray, S OBP: 0.357, SLG: 0.374 (1, 4)										2	0	0	0	1	0	0		
Benny DiStefano, L OBP: 0.285, SLG: 0.378 (7, 3)										3	0	0	0	0	0	3		
Milt May, L OBP: 0.229, SLG: 0.212 (1, 2)										3	0	1	0	0	0	3		
Dale Berra, R OBP: 0.249, SLG: 0.282 (1, 6)										3	0	1	0	0	0	1		
Lee Tunnell, R OBP: 0.167, SLG: 0.167 Cecilio Guante, R (7, 1) Jim Morrison, R OBP: 0.216, SLG: 0.213 Rod Scurry, L (8, 1)										2	0	1	0	0	0	0		
Inning Stats	R: 0 E: 0 K: 0 S: 3	H: 0 LOB: 0 BB: 0 P: 3	R: 0 E: 0 K: 0 S: 3	H: 0 LOB: 0 BB: 0 P: 3	R: 0 E: 0 K: 0 S: 4	H: 2 LOB: 1 BB: 0 P: 4	R: 0 E: 0 K: 0 S: 3	H: 0 LOB: 0 BB: 0 P: 3	R: 0 E: 0 K: 0 S: 3	H: 0 LOB: 3 BB: 3 P: 15	R: 0 E: 0 K: 1 S: 5	H: 1 LOB: 0 BB: 0 P: 5	R: 0 E: 1 K: 0 S: 3	H: 0 LOB: 0 BB: 0 P: 3	1B: 3 2B: 0 3B: 0 HR: 0	SF: 0 SAC: 0 DP: 3 HBP: 0	WP: 0 PB: 0 SB: 0 CS: 0	PA: 31
PITCHER	IP WLS BF H R ER SO BB IBB HBP BLK WP HR S P ERA WHIP																	
Ed Lynch, R ERA: 2.64 Doug Sisk, R ERA: 0.64	(1, 1) 6.0 W 19 2 0 0 0 0 0 0 0 0 0 19 19 0.00 0.333																	
(7, 1) 3.0 S 12 1 0 0 1 3 0 0 0 0 0 0 11 23 0.00 1.333																		

Pittsburgh Pirates @ New York Mets
Shea Stadium, Flushing, NY
Wed Jun 13 1984, 7:05 PM EDT
Att: 12,124 - Unknown

AB	28
R	0
H	3
RBI	0
BB	3
SO	1
LOB	11



Batter	1	2	3	4	5	6	7	8	9	AB	R	H	RBI	BB	SO	LOB	BOTTOM	
Wally Backman, S OBP: 0.352, SLG: 0.304 Rusty Staub, L OBP: 0.407, SLG: 0.348 Kelvin Chapman, R OBP: 0.333, SLG: 0.326 (1, 4) (7, PH) (8, 4)										3	0	0	0	0	0	1		
Mookie Wilson, S OBP: 0.302, SLG: 0.361 (1, 8)										4	0	1	1	0	0	0		
Keith Hernandez, L OBP: 0.376, SLG: 0.387 (1, 3)										3	0	1	0	1	0	0		
George Foster, R OBP: 0.270, SLG: 0.422 (1, 7)										4	0	0	0	0	2	3		
Danny Heep, L OBP: 0.365, SLG: 0.457 Jerry Martin, R OBP: 0.100, SLG: 0.300 (8, PH) (9, 9)										3	1	2	0	0	0	0		
Hubie Brooks, R OBP: 0.369, SLG: 0.440 (1, 5)										3	0	0	0	0	2	2		
Mike Fitzgerald, R OBP: 0.287, SLG: 0.284 (1, 2)										3	0	1	0	0	0	1		
José Oquendo, S OBP: 0.257, SLG: 0.186 (1, 6)										3	1	1	1	0	1	1		
Ed Lynch, R OBP: 0.188, SLG: 0.188 Doug Sisk, R OBP: 0.143, SLG: 0.143 (1, 1) (7, 1)										2	0	0	0	0	1	1		
Inning Stats	R: 0 E: 0 K: 0 S: 3	H: 0 LOB: 0 BB: 0 P: 3	R: 0 E: 0 K: 0 S: 4	H: 1 LOB: 1 BB: 0 P: 4	R: 1 E: 1 K: 1 S: 7	H: 2 LOB: 2 BB: 1 P: 11	R: 0 E: 0 K: 1 S: 5	H: 0 LOB: 0 BB: 0 P: 5	R: 0 E: 0 K: 1 S: 5	H: 0 LOB: 0 BB: 0 P: 5	R: 1 E: 0 K: 2 S: 10	H: 2 LOB: 2 BB: 0 P: 10	R: 0 E: 0 K: 2 S: 8	H: 1 LOB: 1 BB: 0 P: 8	1B: 6 2B: 0 3B: 0 HR: 0	SF: 0 SAC: 0 DP: 0 HBP: 0	WP: 1 PB: 0 SB: 1 CS: 0	PA: 32
PITCHER	IP WLS BF H R ER SO BB IBB HBP BLK WP HR S P ERA WHIP																	
Lee Tunnell, R ERA: 4.26 Cecilio Guante, R ERA: 2.19 Rod Scurry, L ERA: 2.81	(1, 1) 6.2 L 27 5 2 2 6 1 0 0 0 0 0 0 1 1 0.00 0.900																	
(7, 1) 0.1 1 0 0 0 0 0 0 0 0 0 0 0 1 1 0.00 0.000																		
(8, 1) 1.0 4 1 0 0 2 0 0 0 0 0 0 0 8 8 0.00 1.000																		

Pittsburgh Pirates @ New York Mets
Shea Stadium, Flushing, NY
Wed Jun 13 1984, 7:05 PM EDT
Att: 12,124 - Unknown

AB	31
R	2
H	6
RBI	2
BB	1
SO	8
LOB	14



Batter	1	2	3	4	5	6	7	8	9	AB	R	H	RBI	BB	SO	LOB	TOP								
Wally Backman, S OBP: 0.353, SLG: 0.303 (1, 4)	4-0 FC5-4 BB		0-3 K						0-0 6-3	4	1	1	0	1	1	2									
Mookie Wilson, S OBP: 0.304, SLG: 0.362 (1, 8)	0-0 FC5-4 1-2			0-0 F8		0-0 2B 1B	0-0 5-3		0-0 1B	5	1	2	0	0	0	1									
Keith Hernandez, L OBP: 0.376, SLG: 0.392 (1, 3)	0-0 F8			0-0 F9		0-0 2B 1B			0-0 F8	5	1	2	2	0	0	2									
Darryl Strawberry, L OBP: 0.366, SLG: 0.428 (1, 9)	0-0 F9			0-0 F7		0-0 2B IBB				3	1	0	0	1	1	2									
Hubie Brooks, R OBP: 0.372, SLG: 0.446 (1, 5)		0-0 F9			0-0 1B	0-0 2B 1B			0-0 K	4	1	2	2	0	1	1									
Danny Heep, L OBP: 0.370, SLG: 0.458 (6, PH)		0-0 G4-6-3 1B			0-0 F7	0-0 2B BB			0-0 G6-4-3 1B	2	0	1	0	0	0	1									
Jerry Martin, R OBP: 0.182, SLG: 0.333 (6, 7)										1	1	1	0	1	0	0									
Ron Hodges, L OBP: 0.319, SLG: 0.114 (6, PH)					0-3 K	4-0 2B FC3-2 BB			0-0 G6-4-3	2	0	0	0	0	1	2									
Mike Fitzgerald, R OBP: 0.291, SLG: 0.282 (6, 2)						1-2 FC3-2 BB			1-2	1	0	0	0	1	0	1									
José Oquendo, S OBP: 0.257, SLG: 0.195 (1, 6)			0-0 4-3			0-0 L6			0-0 6-3	4	0	1	2	0	0	1									
Ron Darling, R OBP: 0.077, SLG: 0.080 (1, 1)			0-0 F4			0-0 6-3			0-3 K	4	0	0	0	0	1	2									
Inning Stats	R: 0 E: 0 K: 0 S: 3	H: 0 LOB: 1 BB: 1 P: 7	R: 0 E: 0 K: 0 S: 3	H: 1 LOB: 0 BB: 0 P: 3	R: 0 E: 0 K: 1 S: 5	H: 0 LOB: 0 BB: 0 P: 5	R: 0 E: 0 K: 0 S: 3	H: 0 LOB: 0 BB: 0 P: 3	R: 0 E: 0 K: 1 S: 6	H: 1 LOB: 1 BB: 0 P: 6	R: 6 E: 0 K: 0 S: 8	H: 5 LOB: 2 BB: 3 P: 20	R: 0 E: 0 K: 2 S: 8	H: 1 LOB: 1 BB: 0 P: 8	R: 0 E: 0 K: 0 S: 3	H: 1 LOB: 0 BB: 0 P: 3	R: 0 E: 0 K: 1 S: 6	H: 1 LOB: 1 BB: 0 P: 6	1B: 7 2B: 3 3B: 0 HR: 0	SF: 0 SAC: 0 DP: 2 HBP: 0	WP: 0 PB: 0 SB: 0 CS: 0	PA: 39			
PITCHER	IP	WLS	BF	H	R	ER	SO	BB	IBB	HBP	BLK	WP	HR	S	P	ERA	WHIP								
John Stuper, R ERA: 5.3 (1, 1)	5.1	L	23	6	5	5	2	1	1	0	0	0	0	25	33	8.44	1.312								
Dave Rucker, L ERA: 1.53 (6, 1)	1.2		9	2	1	1	2	2	0	0	0	0	0	11	19	5.40	2.400								
Dave Vonohien, L ERA: (8, 1)	2.0		7	2	0	0	1	0	0	0	0	0	0	9	9	0.00	1.000								

New York Mets @ St. Louis Cardinals
Busch Stadium, St. Louis, MO
Thu Jun 14 1984, 7:05 PM CDT
Att: 26,286 - Unknown

AB	35
R	6
H	10
RBI	6
BB	4
SO	5
LOB	15



Batter	1	2	3	4	5	6	7	8	9	AB	R	H	RBI	BB	SO	LOB	BOTTOM								
Lonnie Smith, R OBP: 0.381, SLG: 0.394 (1, 7)	0-0 5-3		0-0 6-3		0-0 1-2 BB			0-0 F9		3	0	0	0	1	0	0									
Tom Herr, S OBP: 0.345, SLG: 0.349 (1, 4)	0-3 K		0-3 K		0-0 4-3			0-0 4-3		4	0	0	0	0	2	2									
Andy Van Slyke, L OBP: 0.381, SLG: 0.364 (1, 3)	4-0 CI BB		0-3 K			0-0 3-1			0-0 1B 1B	3	0	1	0	1	1	0									
George Hendrick, R OBP: 0.325, SLG: 0.407 (1, 9)	0-1 CI			0-0 F5		0-0 6-3			0-0 F5	3	0	0	0	0	0	1									
Darrell Porter, L OBP: 0.384, SLG: 0.429 (1, 2)	0-3 K			0-0 F4		0-0 F9			0-0 G6-4-3 1B	4	0	1	0	0	1	2									
Ken Oberkfell, L OBP: 0.379, SLG: 0.395 (1, 5)		0-0 F2		0-0 G3			0-0 F7		0-0 G6-4-3 1B	4	0	0	0	0	0	2									
Willie McGee, S OBP: 0.290, SLG: 0.316 (1, 8)		0-0 4-3 1B			0-0 F7		0-0 1-3			3	0	1	0	0	0	0									
Ozzie Smith, S OBP: 0.332, SLG: 0.327 (6, 1)		0-0 4-3			0-0 4-3					3	0	1	0	0	0	1									
Dave Vonohien, L (8, 1)		1-3			0-0 BB 1B					0	0	0	0	0	0	0									
John Stuper, R OBP: 0.143, SLG: 0.077 (6, 1)		0-0 G3			0-3 K				0-0 F8	2	0	0	0	0	1	2									
Mike Ramsey, S OBP: 0.133, SLG: 0.143 (8, 6)										0	0	0	0	0	0	0									
Steve Braun, L OBP: 0.383, SLG: 0.282 (8, PH)										0	0	0	0	0	0	0									
Bill Lyons, R (9, 6)										0	0	0	0	0	0	0									
Inning Stats	R: 0 E: 1 K: 2 S: 8	H: 0 LOB: 2 BB: 1 P: 12	R: 0 E: 0 K: 0 S: 4	H: 1 LOB: 1 BB: 0 P: 4	R: 0 E: 0 K: 2 S: 7	H: 0 LOB: 0 BB: 0 P: 7	R: 0 E: 0 K: 0 S: 3	H: 0 LOB: 0 BB: 0 P: 3	R: 0 E: 0 K: 1 S: 6	H: 1 LOB: 2 BB: 1 P: 10	R: 0 E: 0 K: 0 S: 3	H: 0 LOB: 0 BB: 0 P: 3	R: 0 E: 0 K: 0 S: 3	H: 0 LOB: 0 BB: 0 P: 3	R: 0 E: 0 K: 0 S: 3	H: 2 LOB: 1 BB: 0 P: 4	R: 0 E: 0 K: 0 S: 4	H: 0 LOB: 0 BB: 0 P: 4	1B: 4 2B: 0 3B: 0 HR: 0	SF: 0 SAC: 0 DP: 1 HBP: 0	WP: 0 PB: 0 SB: 1 CS: 0	PA: 33			
PITCHER	IP	WLS	BF	H	R	ER	SO	BB	IBB	HBP	BLK	WP	HR	S	P	ERA	WHIP								
Ron Darling, R ERA: 3.66 (1, 1)	9.0	W	33	4	0	0	5	2	0	0	0	0	0	41	49	0.00	0.667								

New York Mets @ St. Louis Cardinals
Busch Stadium, St. Louis, MO
Thu Jun 14 1984, 7:05 PM CDT
Att: 26,286 - Unknown

AB	30
R	0
H	4
RBI	0
BB	2
SO	5
LOB	10



Batter	1	2	3	4	5	6	7	8	9	AB	R	H	RBI	BB	SO	LOB	TOP																					
Wally Backman, S (1,4) OBP: 0.351, SLG: 0.308	5-3		G5-4-3		1B		1-3			4	1	1	0	0	0	1	New York Mets @ St. Louis Cardinals Busch Stadium, St. Louis, MO Fri Jun 15 1984, 7:05 PM CDT Att: 35,234 - Unknown																					
Mookie Wilson, S (1,8) OBP: 0.312, SLG: 0.368	1B			HR	1B	FC4-6	K			4	1	3	1	0	1	0																						
Keith Hernandez, L (1,3) OBP: 0.374, SLG: 0.404	L9			HR	FC4-6		K			4	1	1	2	0	1	2																						
Darryl Strawberry, L (1,9) OBP: 0.364, SLG: 0.424	G3			4-3		4-3 PB		5-3		4	0	1	0	0	0	1																						
George Foster, R (1,7) OBP: 0.265, SLG: 0.414		K		4-3		4-3		5-3		4	0	0	0	0	1	1																						
Hubie Brooks, R (1,5) OBP: 0.374, SLG: 0.462	6-3			HR		FC4-2				4	2	2	1	0	0	1																						
Ron Hodges, L (1,2) OBP: 0.314, SLG: 0.128	F8			G1-4-3		1B				4	0	1	0	0	0	0																						
José Oquendo, S (1,6) OBP: 0.257, SLG: 0.197			5-3			1-2		5-3		4	0	1	1	0	1	0																						
Walt Terrell, L (1,1) OBP: 0.147, SLG: 0.152						3-H				3	0	1	0	0	2	2																						
Jesse Orosco, R (8,1) OBP: 0.667, SLG: 0.333								K		1	0	0	0	0	1	0																						
Inning Stats	R: 0 E: 0 K: 0 S: 4	H: 1 LOB: 1 BB: 0 P: 4	R: 0 E: 0 K: 1 S: 5	H: 0 LOB: 0 BB: 0 P: 5	R: 0 E: 0 K: 0 S: 3	H: 1 LOB: 1 BB: 0 P: 3	R: 3 E: 0 K: 0 S: 6	H: 3 LOB: 0 BB: 0 P: 6	R: 1 E: 0 K: 2 S: 9	H: 2 LOB: 1 BB: 0 P: 9	R: 1 E: 0 K: 1 S: 8	H: 3 LOB: 2 BB: 0 P: 8	R: 0 E: 0 K: 2 S: 7	H: 0 LOB: 0 BB: 0 P: 7	R: 0 E: 0 K: 0 S: 3	H: 1 LOB: 1 BB: 0 P: 3	R: 0 E: 0 K: 1 S: 5	H: 0 LOB: 0 BB: 0 P: 5	1B: 8 2B: 1 3B: 0 HR: 2	SF: 0 SAC: 0 DP: 1 HBP: 0	WP: 0 PB: 1 SB: 1 CS: 0	PA: 36																
PITCHER	IP	WLS	BF	H	R	ER	SO	BB	IBB	HBP	BLK	WP	HR	S	P	ERA	WHIP	PITCHER				IP	WLS	BF	H	R	ER	SO	BB	IBB	HBP	BLK	WP	HR	S	P	ERA	WHIP
Joaquin Andujar, R (1,1) ERA: 3.21	6.0	L	27	10	5	5	4	0	0	0	0	0	2	35	35	7.50	1.667																					
Dave Vonohlen, L (7,1) ERA:	2.0		6	1	0	0	2	0	0	0	0	0	0	10	10	0.00	0.500																					
Jeff Lahti, R (9,1) ERA: 3.51	1.0		3	0	0	0	1	0	0	0	0	0	0	5	5	0.00	0.000																					



Batter	1	2	3	4	5	6	7	8	9	AB	R	H	RBI	BB	SO	LOB	BOTTOM																					
Lonnie Smith, R (1,7) OBP: 0.386, SLG: 0.395	6-3									2	0	1	0	2	0	0	New York Mets @ St. Louis Cardinals Busch Stadium, St. Louis, MO Fri Jun 15 1984, 7:05 PM CDT Att: 35,234 - Unknown																					
Tom Herr, S (1,4) OBP: 0.343, SLG: 0.345	E		G3		G3			G4-6-3		3	0	0	0	1	0	4																						
Andy Van Slyke, L (1,5) OBP: 0.378, SLG: 0.357	BB			3-1				3-1		3	0	0	0	1	1	1																						
George Hendrick, R (1,9) OBP: 0.328, SLG: 0.413	G1-6-3									4	0	2	0	0	0	2																						
Darrell Porter, L (1,2) OBP: 0.383, SLG: 0.423		L8								2	0	0	0	1	1	0																						
Tito Landrum, R (9,PH) OBP: 0.368, SLG: 0.373										0	0	0	0	1	0	0																						
Willie McGee, S (1,8) OBP: 0.289, SLG: 0.312										3	0	0	0	1	2	4																						
David Green, R (1,3) OBP: 0.298, SLG: 0.333										4	0	0	0	0	0	5																						
Ozzie Smith, S (1,6) OBP: 0.326, SLG: 0.321										4	0	0	0	0	0	2																						
Joaquin Andujar, S (1,1) OBP: 0.143, SLG: 0.250										2	0	0	0	0	0	0																						
Dave Vonohlen, L (7,1) ERA:										0	0	0	0	0	0	0																						
Steve Braun, L (8,PH) OBP: 0.396, SLG: 0.300										1	0	1	0	0	0	0																						
Jeff Lahti, R (9,1) OBP: 0.500, SLG: 0.500										0	0	0	0	0	0	0																						
Inning Stats	R: 0 E: 0 K: 0 S: 2	H: 0 LOB: 1 BB: 2 P: 10	R: 0 E: 0 K: 0 S: 2	H: 0 LOB: 1 BB: 1 P: 6	R: 0 E: 0 K: 0 S: 4	H: 1 LOB: 1 BB: 0 P: 4	R: 0 E: 0 K: 1 S: 6	H: 1 LOB: 2 BB: 1 P: 10	R: 0 E: 0 K: 2 S: 7	H: 0 LOB: 0 BB: 0 P: 7	R: 0 E: 0 K: 0 S: 3	H: 0 LOB: 0 BB: 0 P: 3	R: 0 E: 0 K: 0 S: 3	H: 1 LOB: 1 BB: 1 P: 7	R: 0 E: 0 K: 1 S: 6	H: 1 LOB: 2 BB: 1 P: 10	1B: 3 2B: 1 3B: 0 HR: 0	SF: 0 SAC: 0 DP: 2 HBP: 0	WP: 0 PB: 0 SB: 0 CS: 1	PA: 35																		
PITCHER	IP	WLS	BF	H	R	ER	SO	BB	IBB	HBP	BLK	WP	HR	S	P	ERA	WHIP	PITCHER				IP	WLS	BF	H	R	ER	SO	BB	IBB	HBP	BLK	WP	HR	S	P	ERA	WHIP
Walt Terrell, R (1,1) ERA: 3.06	7.0	W	28	3	0	0	3	6	0	0	0	0	0	28	52	0.00	1.286																					
Jesse Orosco, L (8,1) ERA: 1.93	2.0		7	1	0	0	1	1	0	0	0	0	0	8	12	0.00	1.000																					



Batter	1	2	3	4	5	6	7	8	9	AB	R	H	RBI	BB	SO	LOB	TOP										
Wally Backman, S (1, 4) OBP: 0.352, SLG: 0.302	6-3	G4-6-3		K		FC4-6 BB		BB		3	0	0	0	2	1	2	New York Mets @ St. Louis Cardinals Busch Stadium, St. Louis, MO Sat Jun 16 1984, 7:05 PM CDT Att: 39,721 - Unknown										
Mookie Wilson, S (1, 8) OBP: 0.310, SLG: 0.365	6-3	5-3				FC4-6		K		5	0	1	0	0	1	4											
Keith Hernandez, L (1, 3) OBP: 0.374, SLG: 0.398	1B		BB	K		F7			K	3	0	0	0	2	2												
Darryl Strawberry, L (1, 9) OBP: 0.365, SLG: 0.421	1-3		FC1-2 BB			1-3		5-3		4	0	1	0	1	0	0											
George Foster, R (1, 7) OBP: 0.268, SLG: 0.408	F4		FC1-2 BB			1B 2B		K		3	1	0	0	2	1	2											
Hubie Brooks, R (1, 5) OBP: 0.376, SLG: 0.476			FC1-2 FC5-4			2B		3-1		4	2	2	1	0	0	3											
Mike Fitzgerald, R (1, 2) OBP: 0.298, SLG: 0.290	1B	HR	K			1B				4	1	2	0	0	1	5											
José Oquendo, S (1, 6) OBP: 0.263, SLG: 0.213	G4-6-3		FC5-4			2B		8-3		4	0	2	2	0	0	4											
Dwight Gooden, R (1, 1) OBP: 0.100, SLG: 0.103										4	0	1	0	0	1	0											
Jesse Orosco, R (8, 1) OBP: 0.667, SLG: 0.333	1B			4-3		K		E1		0	0	0	0	0	0	0											
Inning Stats	R: 0 E: 0 K: 0 S: 4	H: 1 LOB: 2 BB: 1 P: 8	R: 2 E: 0 K: 0 S: 6	H: 4 LOB: 1 BB: 0 P: 6	R: 0 E: 0 K: 1 S: 5	H: 0 LOB: 3 BB: 3 P: 17	R: 0 E: 0 K: 2 S: 8	H: 1 LOB: 1 BB: 0 P: 8	R: 2 E: 0 K: 0 S: 4	H: 2 LOB: 1 BB: 1 P: 8	R: 0 E: 0 K: 1 S: 5	H: 0 LOB: 0 BB: 0 P: 5	R: 0 E: 1 K: 1 S: 6	H: 1 LOB: 2 BB: 1 P: 10	R: 0 E: 0 K: 1 S: 5	H: 0 LOB: 0 BB: 0 P: 5	1B: 7 2B: 2 3B: 0 HR: 1	SF: 0 SAC: 0 DP: 2 HBP: 0	WP: 0 PB: 0 SB: 0 CS: 0	PA: 41							
PITCHER	IP	WLS	BF	H	R	ER	SO	BB	IBB	HBP	BLK	WP	HR	S	P	ERA	WHIP										
Danny Cox, R (1, 1) ERA: 4.33	2.0	L	14	5	2	2	0	4	0	0	0	0	1	10	26	9.00	4.500										
Neil Allen, R (3, 1) ERA: 3.91	3.0		12	3	2	2	3	1	0	0	0	0	0	17	21	6.00	1.333										
Dave Rucker, L (6, 1) ERA: 1.47	3.0		12	1	0	0	3	2	0	0	0	0	0	16	24	0.00	1.000										
Jeff Lahti, R (9, 1) ERA: 3.41	1.0		3	0	0	0	1	0	0	0	0	0	0	5	5	0.00	0.000										

Batter	1	2	3	4	5	6	7	8	9	AB	R	H	RBI	BB	SO	LOB	BOTTOM										
Lonnie Smith, R (1, 7) OBP: 0.388, SLG: 0.397	F8		CS			6-3		1B		4	0	2	0	0	0	0	New York Mets @ St. Louis Cardinals Busch Stadium, St. Louis, MO Sat Jun 16 1984, 7:05 PM CDT Att: 39,721 - Unknown										
Tom Herr, S (1, 4) OBP: 0.338, SLG: 0.339	6-3		4-3			4-3		F8		4	0	0	0	0	0	2											
Andy Van Slyke, L (1, 5) OBP: 0.369, SLG: 0.347	F6					K		F5		4	0	0	0	0	1	1											
Darrell Porter, L (1, 2) OBP: 0.381, SLG: 0.415		E8				F2		G3		3	1	0	0	1	0	0											
Steve Braun, L (1, 9) OBP: 0.365, SLG: 0.273		K				F9		4-3		4	0	0	0	0	2	2											
Mike Jorgensen, L (1, 3) OBP: 0.324, SLG: 0.300		6-3				F9		1B		4	0	1	1	0	0	1											
Willie McGee, S (1, 8) OBP: 0.297, SLG: 0.320								1B		4	0	3	0	0	0	1											
Ozzie Smith, S (1, 6) OBP: 0.324, SLG: 0.318										2	0	0	0	0	0	2											
George Hendrick, R (7, PH) OBP: 0.328, SLG: 0.411						FC6-4		1B		1	0	0	0	0	1	2											
Mike Ramsey, S (8, 6) OBP: 0.133, SLG: 0.143								K		0	0	0	0	0	0	0											
Danny Cox, R (1, 1) OBP: 0.224, SLG: 0.154										0	0	0	0	0	0	0											
Neil Allen, R (3, 1) OBP: 0.310, SLG: 0.333										1	0	0	0	0	0	1											
Art Howe, R (5, PH) OBP: 0.301, SLG: 0.260										0	0	0	0	0	0	0											
Dave Rucker, L (6, 1) OBP: 0.369, SLG: 0.347										1	0	0	0	0	0	0											
Tilo Landrum, R (8, PH) OBP: 0.292, SLG: 0.365										1	0	0	0	0	0	0											
Jeff Lahti, R (9, 1) OBP: 0.500, SLG: 0.500										0	0	0	0	0	0	0											
Inning Stats	R: 0 E: 0 K: 0 S: 3	H: 0 LOB: 0 BB: 0 P: 3	R: 1 E: 1 K: 1 S: 7	H: 1 LOB: 1 BB: 0 P: 7	R: 0 E: 0 K: 0 S: 3	H: 1 LOB: 0 BB: 0 P: 3	R: 0 E: 0 K: 0 S: 3	H: 0 LOB: 0 BB: 0 P: 3	R: 0 E: 0 K: 1 S: 5	H: 2 LOB: 2 BB: 0 P: 7	R: 0 E: 0 K: 0 S: 4	H: 1 LOB: 1 BB: 0 P: 4	R: 0 E: 0 K: 1 S: 4	H: 1 LOB: 1 BB: 0 P: 4	R: 0 E: 0 K: 1 S: 5	H: 0 LOB: 1 BB: 1 P: 9	1B: 6 2B: 0 3B: 0 HR: 0	SF: 0 SAC: 0 DP: 0 HBP: 0	WP: 0 PB: 0 SB: 3 CS: 1	PA: 34							
PITCHER	IP	WLS	BF	H	R	ER	SO	BB	IBB	HBP	BLK	WP	HR	S	P	ERA	WHIP										
Dwight Gooden, R (1, 1) ERA: 2.61	7.2	W	29	6	1	0	3	0	0	0	0	0	0	35	35	0.00	0.783										
Jesse Orosco, L (8, 1) ERA: 1.95	1.1	S	5	0	0	0	1	1	0	0	0	0	0	6	10	0.00	0.750										



Batter	1	2	3	4	5	6	7	8	9	AB	R	H	RBI	BB	SO	LOB	TOP				
Juan Samuel, R (1,4) OBP: 0.353, SLG: 0.482	6-3	F9		FC4-6 2H 1B		2B		CS 2H 3H 1B		5	0	3	3	0	0	1	Philadelphia Phillies @ New York Mets Shea Stadium, Flushing, NY Tue Jun 19 1984, 7:05 PM EDT Att: 28,061 - Unknown				
Jeff Stone, L (1,7) Glenn Wilson, R (8,7) Sixto Lezcano, R (9,9) OBP: 0.276, SLG: 0.380 OBP: 0.374, SLG: 0.550	F8	F8		FC4-6 1-2		4-3		CS 1-2	5-3	4	0	0	0	0	0	3					
Von Hayes, L (1,9) OBP: 0.382, SLG: 0.454	1B			4-3			5-3		K	5	0	1	0	0	2	1					
Mike Schmidt, R (1,5) OBP: 0.393, SLG: 0.533	1B			5-3		HR		F8		4	1	2	1	1	0	0					
Tim Corcoran, L (1,3) OBP: 0.474, SLG: 0.630	F8			2B BB		F7		4-3	4-3	4	0	0	0	1	0	3					
Gary Maddox, R (1,8) OBP: 0.328, SLG: 0.436				HR 2B		F5		F8		4	1	2	0	0	0	0					
Ozzie Virgil, R (1,2) OBP: 0.331, SLG: 0.509				HR 2B		F8		E5 4-3 BB 1B		4	2	1	2	0	0	2					
Ivan De Jesus, R (1,6) OBP: 0.308, SLG: 0.301				SH1-4 1B		E5 1B		4-3	4-3 1B BB	3	2	1	0	1	0	0					
Jerry Koosman, R (1,1) OBP: 0.069, SLG: 0.036 Greg Gross, L (8,PH) OBP: 0.471, SLG: 0.411 Al Holland, R (8,1)	SH1-4			K		5-3		4-3	4-3	2	0	0	0	0	1	1					
Inning Stats	R: 0 E: 0 K: 0 S: 5	H: 2 LOB: 2 BB: 0 P: 5	R: 2 E: 0 K: 0 S: 6	H: 3 LOB: 1 BB: 0 P: 6	R: 0 E: 0 K: 1 S: 6	H: 1 LOB: 2 BB: 1 P: 10	R: 1 E: 1 K: 1 S: 7	H: 1 LOB: 1 BB: 0 P: 7	R: 1 E: 0 K: 0 S: 4	H: 1 LOB: 0 BB: 0 P: 4	R: 0 E: 0 K: 0 S: 3	H: 0 LOB: 0 BB: 0 P: 3	R: 2 E: 1 K: 0 S: 4	H: 1 LOB: 0 BB: 1 P: 8	R: 0 E: 0 K: 1 S: 5	H: 0 LOB: 1 BB: 1 P: 9		1B: 5 2B: 3 3B: 0 HR: 2	SF: 0 SAC: 1 DP: 0 HBP: 0	WP: 0 PB: 0 SB: 0 CS: 1	PA: 42
PITCHER	IP	WLS	BF	H	R	ER	SO	BB	IBB	HBP	BLK	WP	HR	S	P	ERA	WHIP				
Ed Lynch, R (1,1) ERA: 2.81	6.0	L	29	9	4	3	2	1	0	0	0	0	2	32	36	4.50	1.667				
Tim Leary, R (7,1) ERA: 4.32	2.0		8	1	2	0	0	1	0	0	0	0	0	7	11	0.00	1.000				
Tom Gorman, L (9,1) ERA: 2.95	1.0		4	0	0	0	1	1	0	0	0	0	0	5	9	0.00	1.000				

AB	37
R	6
H	10
RBI	6
BB	3
SO	3
LOB	13



Batter	1	2	3	4	5	6	7	8	9	AB	R	H	RBI	BB	SO	LOB	BOTTOM					
Mookie Wilson, S (1,8) OBP: 0.309, SLG: 0.367	F5		6-3			4-3 1-3 2B		5-3		4	0	1	1	0	0	0	Philadelphia Phillies @ New York Mets Shea Stadium, Flushing, NY Tue Jun 19 1984, 7:05 PM EDT Att: 28,061 - Unknown					
Ron Gardenhire, R (1,4) OBP: 0.233, SLG: 0.281	4-3 1B		5-3			F3		HR		4	1	2	1	0	0	2						
Keith Hernandez, L (1,3) OBP: 0.365, SLG: 0.384	4-3				E4 G5-4-3	4-3		4-3		4	0	0	1	0	0	2						
George Foster, R (1,7) OBP: 0.266, SLG: 0.403	K				G5-4-3 1-2	BB			5-3	3	0	0	0	1	1	2						
Darryl Strawberry, L (1,9) OBP: 0.361, SLG: 0.443					4-3	4-3			K	4	0	0	0	0	1	2						
Hubie Brooks, R (1,5) OBP: 0.372, SLG: 0.484					L4			HR		4	1	1	1	0	2	0						
Mike Fitzgerald, R (1,2) OBP: 0.287, SLG: 0.278					K			F7		4	0	0	0	0	1	0						
José Oquendo, S (1,6) OBP: 0.272, SLG: 0.226					L6			F8		3	1	1	0	0	0	0						
Ed Lynch, R (1,1) OBP: 0.188, SLG: 0.188 Kelvin Chapman, R (6,PH) OBP: 0.369, SLG: 0.375 Tim Leary, R (7,1) OBP: 0.250, SLG: 0.625 Wally Backman, S (8,PH) OBP: 0.350, SLG: 0.301 Tom Gorman, L (9,1)	SH1-4				SH1-4	2B 4-3 1B		F9		0	0	0	0	0	0	0						
Inning Stats	R: 0 E: 0 K: 1 S: 6	H: 1 LOB: 1 BB: 0 P: 6	R: 0 E: 0 K: 1 S: 5	H: 0 LOB: 0 BB: 0 P: 5	R: 1 E: 0 K: 0 S: 4	H: 1 LOB: 0 BB: 0 P: 4	R: 0 E: 0 K: 0 S: 3	H: 0 LOB: 0 BB: 0 P: 3	R: 0 E: 0 K: 1 S: 5	H: 0 LOB: 0 BB: 0 P: 5	R: 1 E: 0 K: 0 S: 5	H: 2 LOB: 2 BB: 1 P: 9	R: 0 E: 0 K: 1 S: 5	H: 0 LOB: 0 BB: 0 P: 5	R: 1 E: 0 K: 0 S: 4	H: 1 LOB: 0 BB: 0 P: 4		R: 1 E: 0 K: 1 S: 6	H: 1 LOB: 0 BB: 0 P: 6	1B: 2 2B: 2 3B: 0 HR: 2	SF: 0 SAC: 1 DP: 1 HBP: 0	WP: 0 PB: 0 SB: 0 CS: 0
PITCHER	IP	WLS	BF	H	R	ER	SO	BB	IBB	HBP	BLK	WP	HR	S	P	ERA	WHIP					
Jerry Koosman, L (1,1) ERA: 2.91	7.0	W	26	4	2	2	4	1	0	0	0	0	2	10	10	9.00	1.000					
Al Holland, L (8,1) ERA: 2.53	2.0		8	2	2	2	1	0	0	0	0	0	2	10	10	9.00	1.000					

AB	32
R	4
H	6
RBI	4
BB	1
SO	5
LOB	8



Batter	1	2	3	4	5	6	7	8	9	AB	R	H	RBI	BB	SO	LOB	TOP			
Juan Samuel, R (1,4) OBP: 0.348, SLG: 0.471	1-3		P5		L3					4	1	0	0	1	0	4	Philadelphia Phillies @ New York Mets Shea Stadium, Flushing, NY Thu Jun 21 1984, 3:33 AM EDT Att: 20,094 - Unknown			
Jeff Stone, L (1,7) OBP: 0.429, SLG: 0.500					F7		1B	HBP		5	1	4	1	0	0	0				
Von Hayes, L (1,8) OBP: 0.374, SLG: 0.443	K		F9		K		F2	F8		5	0	0	0	0	2	6				
Mike Schmidt, R (1,5) OBP: 0.400, SLG: 0.528	F7					6-3	1B	HBP		4	1	2	2	0	0	1				
Tim Corcoran, L (1,3) OBP: 0.462, SLG: 0.604 John Wockenfuss, R (7, PH) OBP: 0.368, SLG: 0.487		F3		F8		1B	2B	L3		3	0	1	0	0	0	1				
Sixto Lezcano, R (1,9) OBP: 0.382, SLG: 0.560		5-3				1B	E	L3		2	1	1	2	0	0	2				
Ozzie Virgil, R (1,2) OBP: 0.332, SLG: 0.500				P5		1B	P4	IBB		4	0	0	0	1	2	4				
Ivan De Jesus, R (1,6) OBP: 0.305, SLG: 0.298			SH1-4			K	E4	5-3		5	1	2	0	0	1	3				
Charles Hudson, S (1,1) Larry Anderson, R (5,1) Luis Aguayo, R (7, PH) Kiko Garcia, R (7, PH) Bill Campbell, R (7,1) Jim Kern, R (7,1)			SH1-4		L5					1	0	0	0	0	0	3				
Inning Stats	R: 0 E: 0 K: 1 S: 6	H: 1 LOB: 1 BB: 0 P: 6	R: 0 E: 0 K: 1 S: 5	H: 0 LOB: 0 BB: 0 P: 5	R: 1 E: 0 K: 0 S: 5	H: 2 LOB: 1 BB: 0 P: 5	R: 0 E: 0 K: 0 S: 6	H: 3 LOB: 3 BB: 0 P: 6	R: 0 E: 0 K: 1 S: 5	H: 2 LOB: 2 BB: 0 P: 7	R: 6 E: 1 K: 0 S: 8	H: 4 LOB: 2 BB: 3 P: 20	R: 0 E: 0 K: 0 S: 3	H: 1 LOB: 1 BB: 0 P: 4	R: 0 E: 0 K: 1 S: 5	H: 0 LOB: 0 BB: 0 P: 5		1B: 12 2B: 2 3B: 0 HR: 0	SF: 0 SAC: 1 DP: 2 HBP: 1	WP: 0 PB: 0 SB: 1 CS: 0
PITCHER	IP WLS BF H R ER SO BB IBB HBP BLK WP HR S P ERA WHIP																			
Walt Terrell, R (1,1) ERA: 3.24	6.0		29	9	4	4	4	2	0	0	0	0	0	0	35	43	6.00	1.833		
Jesse Orosco, L (7,1) ERA: 2.09	1.0	W	8	3	3	1	0	0	1	0	0	0	0	0	7	11	9.00	3.000		
Doug Sisk, R (8,1) ERA: 0.58	2.0	S	7	1	0	0	1	0	0	0	1	0	0	0	8	9	0.00	0.500		

Batter	1	2	3	4	5	6	7	8	9	AB	R	H	RBI	BB	SO	LOB	BOTTOM			
Wally Backman, S (1,4) OBP: 0.351, SLG: 0.303	F7		FC6-4		1B	L1	FC6-4			5	1	2	2	0	0	1	Philadelphia Phillies @ New York Mets Shea Stadium, Flushing, NY Thu Jun 21 1984, 3:33 AM EDT Att: 20,094 - Unknown			
Mookie Wilson, S (1,8) OBP: 0.308, SLG: 0.381	P4		FC6-4		1B	5-3	K			5	1	1	0	0	1	2				
Keith Hernandez, L (1,3) OBP: 0.379, SLG: 0.401			F8							5	1	4	1	0	0	1				
Darryl Strawberry, L (1,9) OBP: 0.361, SLG: 0.452 Jerry Martin, R (7,9) OBP: 0.143, SLG: 0.259	P5		F8		1B	4-3		FC6-4		3	0	0	0	1	0	3				
Danny Heep, L (1,7) OBP: 0.383, SLG: 0.481		4-3		4-3						5	2	3	1	0	0	0				
Hubie Brooks, R (1,5) OBP: 0.386, SLG: 0.493		F9								4	2	3	0	1	0	0				
Ron Hodges, L (1,2) OBP: 0.321, SLG: 0.140				F9		E4				4	0	1	2	1	0	3				
José Oquendo, S (1,6) OBP: 0.272, SLG: 0.235 George Foster, R (7, PH) OBP: 0.269, SLG: 0.400 Doug Sisk, R (8,1) OBP: 0.125, SLG: 0.125										3	0	1	1	0	1	2				
Walt Terrell, L (1,1) OBP: 0.162, SLG: 0.194 Jesse Orosco, R (7,1) OBP: 0.367, SLG: 0.333 Rusty Staub, L (7, PH) OBP: 0.448, SLG: 0.400 Ron Gardenhire, R (7, FR) OBP: 0.238, SLG: 0.282										0	0	0	0	0	0	0				
Inning Stats	R: 0 E: 0 K: 0 S: 4	H: 1 LOB: 1 BB: 0 P: 4	R: 0 E: 0 K: 1 S: 6	H: 1 LOB: 1 BB: 0 P: 6	R: 1 E: 0 K: 0 S: 5	H: 2 LOB: 1 BB: 0 P: 5	R: 0 E: 0 K: 0 S: 4	H: 1 LOB: 1 BB: 0 P: 4	R: 5 E: 1 K: 1 S: 11	H: 6 LOB: 2 BB: 1 P: 15	R: 0 E: 0 K: 0 S: 4	H: 1 LOB: 1 BB: 0 P: 4	R: 3 E: 0 K: 1 S: 8	H: 3 LOB: 1 BB: 1 P: 12	R: 1 E: 0 K: 1 S: 7	H: 2 LOB: 3 BB: 2 P: 15		1B: 13 2B: 4 3B: 0 HR: 0	SF: 0 SAC: 0 DP: 0 HBP: 0	WP: 0 PB: 0 SB: 1 CS: 0
PITCHER	IP WLS BF H R ER SO BB IBB HBP BLK WP HR S P ERA WHIP																			
Charles Hudson, R (1,1) ERA: 4.87	4.2		26	11	6	3	1	0	0	0	0	0	0	7	7	0.00	0.750			
Larry Anderson, R (5,1) ERA: 2.93	1.1		5	1	0	0	1	0	0	0	0	0	0	4	8	54.00	9.000			
Bill Campbell, R (7,1) ERA: 3.63	0.1	L	5	3	3	2	0	0	1	0	0	0	0	4	8	54.00	9.000			
Jim Kern, R (7,1) ERA: 13.5	1.2		9	2	1	1	2	1	1	0	0	0	0	11	19	5.40	1.800			

Batter	1	2	3	4	5	6	7	8	9	AB	R	H	RBI	BB	SO	LOB	TOP					
Tim Raines, S OBP: 0.389, SLG: 0.421 (1, 8)	F7		F8		2B			F8		4	0	1	0	0	0	0	Montreal Expos @ New York Mets Shea Stadium, Flushing, NY Fri Jun 22 1984, 7:05 PM EDT Att: 39,586 - Unknown					
Pete Rose, S OBP: 0.371, SLG: 0.340 Ron Johnson, R OBP: 0.200, SLG: 0.200 (1, 3) (8, 3)	5-3			HR	3-1			K		4	1	1	0	0	1	1						
Andre Dawson, R OBP: 0.282, SLG: 0.320 (1, 9)	F8			HR				K		4	1	1	2	0	2	0						
Gary Carter, R OBP: 0.365, SLG: 0.514 (1, 2)		K						F7		4	0	2	0	0	1	0						
Mike Stenhouse, L OBP: 0.347, SLG: 0.328 Derrel Thomas, S OBP: 0.367, SLG: 0.358 (1, 7) (6, 7)								K		2	0	0	0	1	2	1						
Tim Lincecum, R OBP: 0.327, SLG: 0.444 (1, 5)								K		2	0	0	0	0	0	1						
Angel Salazar, R OBP: 0.179, SLG: 0.222 (1, 6)								F9		4	0	0	0	0	2	3						
Doug Flynn, R OBP: 0.290, SLG: 0.319 (1, 4)								F9		3	0	0	0	0	0	0						
Bill Gullickson, R OBP: 0.179, SLG: 0.185 Gary Lucas, L (9, 1)								F7		3	0	0	0	0	2	0						
								K		0	0	0	0	0	0	0						
Inning Stats	R: 0 E: 0 K: 0 S: 3	H: 0 LOB: 0 BB: 0 P: 3	R: 0 E: 0 K: 2 S: 7	H: 0 LOB: 1 BB: 1 P: 11	R: 0 E: 0 K: 0 S: 3	H: 0 LOB: 0 BB: 0 P: 3	R: 2 E: 0 K: 2 S: 10	H: 3 LOB: 1 BB: 0 P: 10	R: 0 E: 0 K: 1 S: 6	H: 1 LOB: 1 BB: 0 P: 6	R: 0 E: 0 K: 0 S: 7	H: 0 LOB: 0 BB: 0 P: 7	R: 0 E: 0 K: 0 S: 3	H: 0 LOB: 0 BB: 0 P: 3	R: 0 E: 0 K: 2 S: 7	H: 0 LOB: 0 BB: 0 P: 7	R: 0 E: 0 K: 2 S: 8	H: 1 LOB: 1 BB: 0 P: 8	1B: 3 2B: 1 3B: 0 HR: 1	SF: 0 SAC: 0 DP: 0 HBP: 0	WP: 0 PB: 0 SB: 1 CS: 0	PA: 33
PITCHER Dwight Gooden, R ERA: 2.55 (1, 1)	IP: 9.0 WLS: L BF: 33	H: 5 R: 2 ER: 2 SO: 11	BB: 1 IBB: 0 HBP: 0 BLK: 0	WP: 0 HR: 1 S: 54 P: 58	ERA: 2.00 WHIP: 0.667	PITCHER											IP: 9.0 WLS: L BF: 33	H: 5 R: 2 ER: 2 SO: 11	BB: 1 IBB: 0 HBP: 0 BLK: 0	WP: 0 HR: 1 S: 54 P: 58	ERA: 2.00 WHIP: 0.667	

Batter	1	2	3	4	5	6	7	8	9	AB	R	H	RBI	BB	SO	LOB	BOTTOM					
Wally Backman, S OBP: 0.356, SLG: 0.315 (1, 4)	F9		F4-3		SH1-4			CS		3	0	2	0	0	0	0	Montreal Expos @ New York Mets Shea Stadium, Flushing, NY Fri Jun 22 1984, 7:05 PM EDT Att: 39,586 - Unknown					
Mookie Wilson, S OBP: 0.311, SLG: 0.382 (1, 8)	F9			2B				K		4	1	2	0	0	1	2						
Keith Hernandez, L OBP: 0.377, SLG: 0.403 (1, 3)	K							F8		4	0	1	1	0	1	3						
Darryl Strawberry, L OBP: 0.360, SLG: 0.445 (1, 9)	F2							F9		3	0	0	0	1	0	1						
George Foster, R OBP: 0.265, SLG: 0.393 (1, 7)								5-3		4	0	0	0	0	1	2						
Hubie Brooks, R OBP: 0.388, SLG: 0.493 (1, 5)								K		4	0	2	0	0	1	0						
Mike Fitzgerald, R OBP: 0.279, SLG: 0.264 Rusty Staub, L OBP: 0.448, SLG: 0.400 Jerry Martin, R OBP: 0.138, SLG: 0.250 (1, 2) (9, PH) (9, PH)								F4-3		3	0	0	0	0	1	1						
José Oquendo, S OBP: 0.269, SLG: 0.232 Danny Heep, L OBP: 0.377, SLG: 0.473 Ron Gardenhire, R OBP: 0.238, SLG: 0.282 (1, 6) (7, PH) (8, 6)								6-3		2	0	0	0	0	0	1						
Dwight Gooden, R OBP: 0.121, SLG: 0.125 (1, 1)								K		3	0	1	0	0	1	0						
								K		0	0	0	0	0	0	0						
Inning Stats	R: 0 E: 0 K: 1 S: 6	H: 1 LOB: 1 BB: 0 P: 6	R: 0 E: 0 K: 1 S: 6	H: 1 LOB: 0 BB: 0 P: 6	R: 1 E: 0 K: 0 S: 5	H: 2 LOB: 2 BB: 1 P: 9	R: 0 E: 0 K: 1 S: 5	H: 0 LOB: 0 BB: 0 P: 5	R: 0 E: 0 K: 0 S: 4	H: 2 LOB: 1 BB: 0 P: 4	R: 0 E: 0 K: 1 S: 5	H: 0 LOB: 0 BB: 0 P: 5	R: 0 E: 0 K: 2 S: 7	H: 0 LOB: 0 BB: 0 P: 7	R: 0 E: 0 K: 1 S: 5	H: 1 LOB: 0 BB: 0 P: 5	R: 0 E: 0 K: 1 S: 6	H: 1 LOB: 1 BB: 0 P: 6	1B: 6 2B: 2 3B: 0 HR: 0	SF: 0 SAC: 1 DP: 1 HBP: 0	WP: 0 PB: 0 SB: 0 CS: 1	PA: 34
PITCHER Bill Gullickson, R ERA: 3.86 Gary Lucas, L ERA: 3.25 (1, 1) (9, 1)	IP: 8.2 WLS: W BF: 33	H: 8 R: 1 ER: 1 SO: 7	BB: 1 IBB: 0 HBP: 0 BLK: 0	WP: 0 HR: 0 S: 46 P: 50	ERA: 1.04 WHIP: 1.038	PITCHER											IP: 0.1 WLS: S BF: 1	H: 0 R: 0 ER: 0 SO: 1	BB: 0 IBB: 0 HBP: 0 BLK: 0	WP: 0 HR: 0 S: 3 P: 3	ERA: 0.00 WHIP: 0.000	

Batter	1	2	3	4	5	6	7	8	9	AB	R	H	RBI	BB	SO	LOB	TOP				
Tim Raines, S (1,8) OBP: 0.387, SLG: 0.419	F7		S 1B		F8			FC3-6 G6-3		4	0	1	0	0	0	3	<p>Montreal Expos @ New York Mets Shea Stadium, Flushing, NY Sat Jun 23 1984, 3:33 AM EDT Att: 46,301 - Unknown</p>				
Pete Rose, S (1,3) OBP: 0.374, SLG: 0.340	G5-4-3 BB		G3			FC6-4 1B		G6-3		3	0	1	0	1	0	2					
Andre Dawson, R (1,9) OBP: 0.278, SLG: 0.314	G5-4-3			F7		K		6-3		4	0	0	0	0	1	2					
Gary Carter, R (1,2) OBP: 0.363, SLG: 0.510		G5-4-3 1B		F8		F9		F7		4	0	1	0	0	0	1					
Tim Wallach, R (1,5) OBP: 0.322, SLG: 0.437	G5-4-3			P4		FC6-4		K		4	0	0	0	0	1	2					
Derrel Thomas, S (1,7) OBP: 0.365, SLG: 0.345		BB		G3			F8			2	0	0	0	1	0	0					
Angel Salazar, R (1,6) OBP: 0.174, SLG: 0.216		5-3		E5 SH3-4 BB			F3			3	0	0	0	0	0	1					
Doug Flynn, R (1,4) OBP: 0.291, SLG: 0.314			F4-3		SH3-4 BB		F5-3			2	0	0	0	1	0	0					
Charlie Lea, R (1,1) OBP: 0.105, SLG: 0.081 (8, PH)						SH3-4				1	0	0	0	0	1	0					
Miguel Dilone, S (8, PH) OBP: 0.290, SLG: 0.379										0	0	0	0	1	0	0					
Bob James, R (8,1) OBP: 0.250, SLG: 0.250								FC3-6 BB		0	0	0	0	0	0	0					
Inning Stats	R: 0 E: 0 K: 0 S: 2	H: 0 LOB: 0 BB: 1 P: 6	R: 0 E: 0 K: 0 S: 3	H: 1 LOB: 1 BB: 1 P: 7	R: 0 E: 0 K: 1 S: 6	H: 1 LOB: 0 BB: 0 P: 6	R: 0 E: 0 K: 0 S: 3	H: 0 LOB: 0 BB: 0 P: 3	R: 0 E: 1 K: 0 S: 4	H: 0 LOB: 2 BB: 1 P: 8	R: 0 E: 0 K: 0 S: 3	H: 0 LOB: 0 BB: 0 P: 3	R: 0 E: 0 K: 0 S: 2	H: 0 LOB: 0 BB: 1 P: 6	R: 0 E: 0 K: 1 S: 5	H: 0 LOB: 0 BB: 0 P: 5	1B: 3 2B: 0 3B: 0 HR: 0	SF: 0 SAC: 1 DP: 3 HBP: 0	WP: 0 PB: 0 SB: 1 CS: 0	PA: 32	
PITCHER	IP WLS BF H R ER SO BB IBB HBP BLK WP HR S P ERA WHIP	7.0 W 26 3 0 0 2 3 0 0 0 0 0 27 39 0.00 0.857	2.0 S 6 0 0 0 1 1 0 0 0 0 0 7 11 0.00 0.500																		


Batter	1	2	3	4	5	6	7	8	9	AB	R	H	RBI	BB	SO	LOB	BOTTOM				
Wally Backman, S (1,4) OBP: 0.354, SLG: 0.314	2B 1B		F9			K		G3		4	1	1	0	0	1	0	<p>Montreal Expos @ New York Mets Shea Stadium, Flushing, NY Sat Jun 23 1984, 3:33 AM EDT Att: 46,301 - Unknown</p>				
Mookie Wilson, S (1,8) OBP: 0.310, SLG: 0.380	K		L5			S 1B		K		4	0	1	0	0	2	1					
Keith Hernandez, L (1,3) OBP: 0.373, SLG: 0.397	K			K		F4-3				3	0	0	0	0	2	2					
Darryl Strawberry, L (1,9) OBP: 0.359, SLG: 0.448	1-H 2B			K			F8			3	0	1	1	0	1	0					
Danny Heep, L (1,7) OBP: 0.375, SLG: 0.517	F7			F7			HR			3	1	1	1	0	0	1					
Hubie Brooks, R (1,5) OBP: 0.388, SLG: 0.489		F9			F4-3		BB			2	0	0	0	1	0	0					
Junior Ortiz, R (1,2) OBP: 0.227, SLG: 0.225		F6-4-3 1B			F8		F9			3	0	1	0	0	0	1					
Ron Gardenhire, R (1,6) OBP: 0.232, SLG: 0.275			F6-4-3		P6					3	0	0	0	0	1	2					
Doug Sisk, R (8,1) OBP: 0.125, SLG: 0.125										0	0	0	0	0	0	0					
Bruce Berenyi, R (1,1) OBP: 0.053, SLG: 0.053										2	0	0	0	0	1	0					
José Oquendo, S (8,6) OBP: 0.267, SLG: 0.231			K			F3		6-3		1	0	0	0	0	0	0					
Inning Stats	R: 1 E: 0 K: 2 S: 9	H: 2 LOB: 1 BB: 0 P: 9	R: 0 E: 0 K: 0 S: 3	H: 1 LOB: 0 BB: 0 P: 3	R: 0 E: 0 K: 1 S: 5	H: 0 LOB: 0 BB: 0 P: 5	R: 0 E: 0 K: 2 S: 7	H: 0 LOB: 0 BB: 0 P: 7	R: 0 E: 0 K: 0 S: 3	H: 0 LOB: 0 BB: 0 P: 3	R: 0 E: 0 K: 1 S: 6	H: 1 LOB: 1 BB: 0 P: 6	R: 1 E: 0 K: 1 S: 6	H: 1 LOB: 1 BB: 1 P: 10	R: 0 E: 0 K: 1 S: 5	H: 0 LOB: 0 BB: 0 P: 5	1B: 3 2B: 1 3B: 0 HR: 1	SF: 0 SAC: 0 DP: 1 HBP: 0	WP: 0 PB: 0 SB: 1 CS: 0	PA: 29	
PITCHER	IP WLS BF H R ER SO BB IBB HBP BLK WP HR S P ERA WHIP	7.0 L 26 5 2 2 7 1 0 0 0 0 5 5 0.00 0.000	1.0 3 0 0 0 1 0 0 0 0 0 0 5 5 0.00 0.000																		


AB	27
R	0
H	3
RBI	0
BB	4
SO	3
LOB	11



AB	28
R	2
H	5
RBI	2
BB	1
SO	8
LOB	7



Batter	1	2	3	4	5	6	7	8	9	AB	R	H	RBI	BB	SO	LOB	TOP								
Tim Raines, S OBP: 0.384, SLG: 0.416 (1, 8)	F8	SF7			F8			K		4	0	1	1	0	1	1	Montreal Expos @ New York Mets Shea Stadium, Flushing, NY Sun Jun 24 1984, 3:33 AM EDT Att: 22,633 - Unknown								
Pete Rose, S OBP: 0.369, SLG: 0.335 (1, 3)	E5 1B	4-3			P6 1B HR			F8		5	2	1	0	0	0	4									
Andre Dawson, R OBP: 0.276, SLG: 0.312 (1, 9)				5-3	F7			F7		5	0	1	0	0	0	1									
Gary Carter, R OBP: 0.364, SLG: 0.508 (1, 2)	F7			F5				F7		5	1	2	0	0	0	2									
Tim Wallach, R OBP: 0.327, SLG: 0.452 (1, 5)				P6				P6		5	1	3	4	0	0	1									
Jim Wothford, R OBP: 0.349, SLG: 0.410 (1, 7)	4-3				F9			K		5	0	1	0	0	1	3									
Angel Salazar, R OBP: 0.176, SLG: 0.217 (1, 6)					P6			6-3		4	1	1	0	0	0	2									
Doug Flynn, R OBP: 0.303, SLG: 0.333 (1, 4)								F6		4	0	3	0	0	0	0									
Bryn Smith, R OBP: 0.233, SLG: 0.192 Bob James, R OBP: 0.400, SLG: 0.400 Gary Lucas, L (9, 1)		SH4			5-3					2	0	0	0	0	0	2									
Inning Stats	R: 1 E: 1 K: 0 S: 6	H: 2 LOB: 2 BB: 0 P: 6	R: 1 E: 0 K: 0 S: 5	H: 2 LOB: 1 BB: 0 P: 5	R: 0 E: 0 K: 0 S: 3	H: 0 LOB: 0 BB: 0 P: 3	R: 0 E: 0 K: 0 S: 4	H: 1 LOB: 1 BB: 0 P: 4	R: 3 E: 0 K: 1 S: 8	H: 3 LOB: 0 BB: 0 P: 8	R: 0 E: 0 K: 0 S: 5	H: 2 LOB: 2 BB: 0 P: 5	R: 0 E: 0 K: 0 S: 5	H: 2 LOB: 2 BB: 0 P: 5	R: 0 E: 0 K: 1 S: 6	H: 1 LOB: 1 BB: 0 P: 6		R: 0 E: 0 K: 0 S: 4	H: 1 LOB: 1 BB: 0 P: 4	1B: 12 2B: 1 3B: 0 HR: 1	SF: 1 SAC: 1 DP: 0 HBP: 0	WP: 0 PB: 0 SB: 0 CS: 0	PA: 42		
PITCHER	IP	WLS	BF	H	R	ER	SO	BB	IBB	HBP	BLK	WP	HR	S	P	ERA	WHIP								
Ed Lynch, R ERA: 3.13 Brent Gaff, R ERA: 2.09 Tom Gorman, L ERA: 2.66	(1, 1)	5.0	L	24	8	5	4	1	0	0	0	0	1	26	26	7.20	1.600								

Batter	1	2	3	4	5	6	7	8	9	AB	R	H	RBI	BB	SO	LOB	BOTTOM								
Wally Backman, S OBP: 0.360, SLG: 0.321 (1, 4)	E 1B				F7			FC6-4		5	1	3	1	0	0	3	Montreal Expos @ New York Mets Shea Stadium, Flushing, NY Sun Jun 24 1984, 3:33 AM EDT Att: 22,633 - Unknown								
Mookie Wilson, S OBP: 0.305, SLG: 0.373 (1, 8)	5-3				F8					5	0	0	0	0	1	3									
Keith Hernandez, L OBP: 0.375, SLG: 0.403 (1, 3)	F4-3							F8		4	0	2	0	0	0	0									
Darryl Strawberry, L OBP: 0.358, SLG: 0.445 (1, 9)	F8				F4-6-3			L1		4	0	1	0	0	0	2									
Danny Heep, L OBP: 0.368, SLG: 0.500 (1, 7)					F8			3-1		4	0	1	0	0	1	2									
Ron Gardenhire, R OBP: 0.233, SLG: 0.274 (1, 5)								6-3		4	0	1	0	0	1	2									
Ron Hodges, L OBP: 0.333, SLG: 0.152 (1, 2)					F8					3	1	1	0	1	0	2									
José Oquendo, S OBP: 0.278, SLG: 0.245 (1, 6)										3	1	2	0	1	0	3									
Ed Lynch, R OBP: 0.176, SLG: 0.176 Kelvin Chapman, R OBP: 0.266, SLG: 0.307 Brent Gaff, R OBP: 0.306, SLG: 0.391 Tom Gorman, L OBP: 0.333, SLG: 0.400 (1, 1) (5, PH) (6, 1) (7, PH) (8, 1) (9, PH)					5-3					1	0	0	0	0	0	2									
Inning Stats	R: 1 E: 1 K: 0 S: 4	H: 1 LOB: 0 BB: 0 P: 4	R: 0 E: 0 K: 0 S: 5	H: 2 LOB: 2 BB: 0 P: 5	R: 0 E: 0 K: 0 S: 4	H: 2 LOB: 1 BB: 0 P: 4	R: 0 E: 0 K: 0 S: 3	H: 0 LOB: 0 BB: 0 P: 3	R: 0 E: 0 K: 0 S: 3	H: 0 LOB: 1 BB: 1 P: 7	R: 0 E: 0 K: 0 S: 3	H: 0 LOB: 0 BB: 0 P: 3	R: 0 E: 0 K: 1 S: 7	H: 2 LOB: 2 BB: 0 P: 7	R: 0 E: 0 K: 3 S: 11	H: 2 LOB: 2 BB: 0 P: 11		R: 2 E: 0 K: 0 S: 4	H: 2 LOB: 0 BB: 1 P: 8	1B: 9 2B: 2 3B: 0 HR: 0	SF: 1 SAC: 0 DP: 3 HBP: 0	WP: 0 PB: 0 SB: 0 CS: 0	PA: 38		
PITCHER	IP	WLS	BF	H	R	ER	SO	BB	IBB	HBP	BLK	WP	HR	S	P	ERA	WHIP								
Bryn Smith, R ERA: 2.83 Bob James, R ERA: 4.15 Gary Lucas, L ERA: 3.16	(1, 1)	6.1	W	26	7	1	1	0	1	0	0	0	0	25	29	1.42	1.263								

Batter	1	2	3	4	5	6	7	8	9	AB	R	H	RBI	BB	SO	LOB	TOP								
Wally Backman, S OBP: 0.365, SLG: 0.330	0-0 2B	0-0 1B		4-0 FC4-6 BB	0-0 1-3		0-0 3-1			4	0	2	1	1	0	0	New York Mets @ Philadelphia Phillies Veterans Stadium, Philadelphia, PA Mon Jun 25 1984, 7:05 PM EDT Att: 26,090 - Unknown								
Mookie Wilson, S OBP: 0.303, SLG: 0.370	0-3 K	0-0 F9		0-0 FC4-6 HR		0-0 1B	0-0 F2			5	2	1	0	0	1	4									
Keith Hernandez, L OBP: 0.383, SLG: 0.423	4-0 BB		0-0 BB 1B	0-0 HR		4-0 1B 1B		0-0 F9		3	3	2	3	2	0	0									
Darryl Strawberry, L OBP: 0.358, SLG: 0.439	0-3 K		4-0 BB 1B	WP S FC BB		0-3 K		0-3 K		3	2	0	0	2	3	4									
George Foster, R OBP: 0.266, SLG: 0.396	0-3 K		0-0 F9	FC FC4-6		0-0 1B		0-0 2B		5	0	2	2	0	1	4									
Jesse Orosco, R OBP: 0.667, SLG: 0.333	0-3 K		0-0 F9	1-H FC4-6		1-2 2-H 1B		0-0 2B		0	0	0	0	0	0	0									
Mike Fitzgerald, R OBP: 0.291, SLG: 0.272		0-0 E 1B	4-0 1B 2-3 BB	0-0 FC4-6		0-0 1B		0-0 5-3		4	1	2	1	1	0	2									
Ron Gardenhire, R OBP: 0.231, SLG: 0.271	0-3 K		0-0 1B	0-3 K		0-3 K		0-0 F9		5	0	1	2	0	3	4									
José Oquendo, S OBP: 0.271, SLG: 0.238	0-3 K		0-0 F3		0-0 F9	0-0 F7		0-3 K		5	0	0	0	0	2	4									
Ron Darling, R OBP: 0.152, SLG: 0.161	0-0 E7 1B		0-0 FC4-6 HR	2B		0-3 K		0-0 4-3		4	2	2	0	0	1	0									
Tim Leary, R OBP: 0.250, SLG: 0.625								0-0 4-3		0	0	0	0	0	0	0									
Danny Heep, L OBP: 0.362, SLG: 0.492	1-H 1B									1	0	0	0	0	0	0									
Inning Stats	R: 0 E: 0 K: 3 S: 10	H: 1 LOB: 2 BB: 1 P: 14	R: 2 E: 1 K: 2 S: 10	H: 3 LOB: 1 BB: 0 P: 10	R: 2 E: 0 K: 0 S: 4	H: 2 LOB: 1 BB: 2 P: 12	R: 4 E: 0 K: 1 S: 8	H: 2 LOB: 1 BB: 2 P: 16	R: 0 E: 0 K: 1 S: 5	H: 0 LOB: 0 BB: 0 P: 5	R: 2 E: 0 K: 2 S: 10	H: 3 LOB: 2 BB: 1 P: 14	R: 0 E: 0 K: 0 S: 3	H: 0 LOB: 0 BB: 0 P: 3	R: 0 E: 0 K: 1 S: 6	H: 1 LOB: 1 BB: 0 P: 6	R: 0 E: 0 K: 1 S: 5	H: 0 LOB: 0 BB: 0 P: 5	1B: 7 2B: 4 3B: 0 HR: 1	SF: 0 SAC: 0 DP: 0 HBP: 0	WP: 1 PB: 0 SB: 3 CS: 0	PA: 45			
PITCHER	IP	WLS	BF	H	R	ER	SO	BB	IBB	HBP	BLK	WP	HR	S	P	ERA	WHIP								
Charles Hudson, R ERA: 5.11	3.0	L	19	7	6	4	5	4	0	0	0	0	0	25	41	12.00	3.667								
Jim Kerr, R ERA: 9.64	2.0		9	1	2	2	2	1	0	0	0	1	1	12	16	9.00	1.000								
Dave Wehrmeister, R ERA: 6.92	2.0		10	3	2	2	2	1	0	0	0	0	0	13	17	9.00	2.000								
Bill Campbell, R ERA: 3.45	2.0		7	1	0	0	2	0	0	0	0	0	0	11	11	0.00	0.500								
Batter	1	2	3	4	5	6	7	8	9	AB	R	H	RBI	BB	SO	LOB	BOTTOM								
Juan Samuel, R OBP: 0.343, SLG: 0.455	0-3 K		0-0 1B		0-0 6-3		4-0 3B BB	0-3 K		2	0	1	0	0	1	0	New York Mets @ Philadelphia Phillies Veterans Stadium, Philadelphia, PA Mon Jun 25 1984, 7:05 PM EDT Att: 26,090 - Unknown								
Luis Aguayo, R OBP: 0.360, SLG: 0.350	0-0 K		0-0 1B		0-0 4-3 2B		0-0 1B			5	2	4	1	0	0	0									
Jeff Stone, L OBP: 0.480, SLG: 0.720	0-0 1-3		0-0 2B		0-0 4-3 2B		0-0 1B			5	0	1	1	0	2	3									
Von Hayes, L OBP: 0.371, SLG: 0.447	0-0 G3		0-0 2B		0-0 4-3		0-3 K	0-3 K		5	0	1	1	0	2	3									
Mike Schmidt, R OBP: 0.398, SLG: 0.516		0-0 6-3	0-0 6-3		4-0 BB		4-0 1B 1B HBP BB	0-0 FC6-4		3	1	0	0	2	0	2									
Tim Corcoran, L OBP: 0.474, SLG: 0.587	4-0 1B BB		0-0 1B		0-3 K		0-0 HBP 1B		4-0 FC5-4 BB	3	0	2	1	2	1	2									
Gary Maddox, R OBP: 0.327, SLG: 0.415	0-0 1B		0-0 P4		0-0 5-3		0-0 HBP 1B		0-0 P3	5	0	2	0	0	0	2									
Ozzie Virgil, R OBP: 0.340, SLG: 0.503	0-0 F9		0-3 K		0-0 FC5-4 1B		0-0 P3		0-0 F8	5	0	1	0	0	1	7									
Ivan De Jesus, R OBP: 0.309, SLG: 0.294	0-3 K		0-3 K		0-0 FC5-4		1-0 HBP		0-0 FC5-4	3	0	0	1	0	2	4									
Kiko Garcia, R OBP: 0.323, SLG: 0.321					1-2 2-3 3-H 0-0		1-2 2-3 3-H 0-0		1-2 2-3 3-H 0-0	1	0	0	0	0	0	1									
Charles Hudson, S OBP: 0.133, SLG: 0.200			0-0 4-3		0-0 HR		0-0 4-3		0-0 F3	1	0	0	0	0	0	0									
John Russell, R OBP: 0.333, SLG: 0.633										0	0	0	0	0	0	0									
Dave Wehrmeister, R ERA: 6.92										1	1	1	0	0	0	0									
Glenn Wilson, R OBP: 0.270, SLG: 0.398										1	0	0	0	0	0	1									
Bill Campbell, R ERA: 3.45										0	0	0	0	0	0	0									
Inning Stats	R: 0 E: 0 K: 1 S: 5	H: 0 LOB: 0 BB: 0 P: 5	R: 0 E: 0 K: 1 S: 6	H: 1 LOB: 1 BB: 1 P: 10	R: 1 E: 0 K: 0 S: 5	H: 3 LOB: 0 BB: 0 P: 5	R: 0 E: 0 K: 2 S: 8	H: 1 LOB: 1 BB: 0 P: 8	R: 1 E: 0 K: 1 S: 7	H: 2 LOB: 2 BB: 1 P: 11	R: 0 E: 0 K: 0 S: 4	H: 1 LOB: 1 BB: 0 P: 4	R: 3 E: 0 K: 1 S: 8	H: 3 LOB: 3 BB: 2 P: 17	R: 0 E: 0 K: 2 S: 8	H: 1 LOB: 1 BB: 0 P: 8	R: 0 E: 0 K: 0 S: 3	H: 0 LOB: 1 BB: 1 P: 7	1B: 8 2B: 2 3B: 1 HR: 1	SF: 0 SAC: 0 DP: 0 HBP: 1	WP: 0 PB: 0 SB: 0 CS: 0	PA: 44			
PITCHER	IP	WLS	BF	H	R	ER	SO	BB	IBB	HBP	BLK	WP	HR	S	P	ERA	WHIP								
Ron Darling, R ERA: 3.93	6.1	W	32	10	8	5	6	4	0	0	0	0	0	40	56	7.11	2.211								
Tim Leary, R ERA: 4.25	0.2		4	1	0	0	0	0	0	1	0	0	0	3	4	0.00	1.500								
Jesse Orosco, L ERA: 1.95	2.0		8	1	0	0	2	1	0	0	0	0	0	11	15	0.00	1.000								

Batter	1	2	3	4	5	6	7	8	9	AB	R	H	RBI	BB	SO	LOB	TOP										
Wally Backman, S (1, 4) OBP: 0.363, SLG: 0.328	0-0 6-3		0-0 G3		0-0 1B		0-0 4-3			4	0	1	0	0	0	1	New York Mets @ Philadelphia Phillies Veterans Stadium, Philadelphia, PA Tue Jun 26 1984, 7:05 PM EDT Att: 28,347 - Unknown										
Mookie Wilson, S (1, 8) OBP: 0.305, SLG: 0.369	0-3 K		0-0 1B		0-3 K			1-0 G6-4-3 HBP		3	0	1	0	0	2	1											
Keith Hernandez, L (1, 3) OBP: 0.384, SLG: 0.422	0-0 1B		4-0 1-2 G6-3 BB		0-0 4-3			0-0 F8		3	0	1	0	1	0	2											
Danny Heep, L (1, 9) OBP: 0.347, SLG: 0.470 Jerry Martin, R (8, PH) OBP: 0.133, SLG: 0.241	0-0 1-3		0-0 1-2 G6-3		0-3 K			0-0 G6-4-3 1-2		3	0	0	0	0	1	3											
George Foster, R (1, 7) OBP: 0.266, SLG: 0.393		0-0 4-3		0-0 4-3		0-0 F9			0-0 1B 1B	4	0	1	0	0	0	0											
Mike Fitzgerald, R (1, 2) OBP: 0.290, SLG: 0.271		0-0 1B 1B		0-0 6-3		0-0 P4			0-3 K	4	0	1	0	0	1	1											
Ron Gardenhire, R (1, 5) OBP: 0.239, SLG: 0.278		0-3 K		0-0 FC6 1B			0-0 F8		0-0 1-2 1B	4	0	2	0	0	1	1											
José Oquendo, S (1, 6) OBP: 0.277, SLG: 0.241 Kelvin Chapman, R (9, PH) OBP: 0.375, SLG: 0.380		0-0 1-3 1B		0-0 FC6 1-2		0-0 S BB			0-0 P6	2	0	1	0	1	0	1											
Walt Terrell, L (1, 1) OBP: 0.154, SLG: 0.184 Rusty Staub, L (7, PH) OBP: 0.419, SLG: 0.385 Tom Gorman, L (7, 1) Junior Ortiz, R (9, PH) OBP: 0.222, SLG: 0.220		0-0 G3		0-0 5-3		0-3 K 1-2			0-3 K	2	0	0	0	0	2	2											
Inning Stats	R: 0 E: 0 K: 1 S: 6	H: 1 LOB: 1 BB: 0 P: 6	R: 0 E: 0 K: 1 S: 7	H: 2 LOB: 2 BB: 0 P: 7	R: 0 E: 0 K: 0 S: 3	H: 1 LOB: 1 BB: 1 P: 7	R: 0 E: 0 K: 0 S: 4	H: 1 LOB: 1 BB: 0 P: 4	R: 0 E: 0 K: 1 S: 5	H: 0 LOB: 0 BB: 0 P: 5	R: 0 E: 0 K: 1 S: 5	H: 0 LOB: 1 BB: 1 P: 9	R: 0 E: 0 K: 0 S: 2	H: 0 LOB: 0 BB: 0 P: 3	R: 0 E: 0 K: 2 S: 9	H: 2 LOB: 2 BB: 0 P: 9		1B: 8 2B: 0 3B: 0 HR: 0	SF: 0 SAC: 0 DP: 2 HBP: 1	WP: 0 PB: 0 CS: 0	PA: 36						
PITCHER	IP	WLS	BF	H	R	ER	SO	BB	IBB	HBP	BLK	WP	HR	S	P	ERA	WHIP										
Kevin Gross, R (1, 1) ERA: 2.61	7.0	W	29	6	0	0	5	2	0	1	0	0	0	36	45	0.00	1.143										
Al Holland, L (8, 1) ERA: 2.52	2.0	S	7	2	0	0	2	0	0	0	0	0	0	11	11	0.00	1.000										

AB	33
R	0
H	8
RBI	0
BB	2
SO	7
LOB	18



Batter	1	2	3	4	5	6	7	8	9	AB	R	H	RBI	BB	SO	LOB	BOTTOM										
Juan Samuel, R (1, 4) OBP: 0.348, SLG: 0.466	0-0 F8		0-0 1B G1-6-3 1B		4-0 1B BB		0-0 HR			3	2	2	1	1	0	0	New York Mets @ Philadelphia Phillies Veterans Stadium, Philadelphia, PA Tue Jun 26 1984, 7:05 PM EDT Att: 28,347 - Unknown										
Jeff Stone, L (1, 7) OBP: 0.517, SLG: 0.759	0-0 BB 2B		0-0 1-3 G1-6-3 1B		0-0 1-2 CS 1B		0-3 K			4	0	3	0	0	1	0											
Von Hayes, L (1, 9) OBP: 0.369, SLG: 0.440	4-0 BB BB		0-0 1-2 G1-6-3 3-H		0-0 P5		0-0 1-3			3	0	0	0	1	0	2											
Mike Schmidt, R (1, 5) OBP: 0.396, SLG: 0.523	0-3 K		0-0 HR		0-0 CS 1-2		0-0 F9		0-0 5-3	4	1	1	1	0	1	2											
Tim Corcoran, L (1, 3) OBP: 0.476, SLG: 0.576	4-0 1-2 BB		0-0 1B		0-0 F7		0-3 K			3	0	1	0	1	1	0											
Gary Maddox, R (1, 8) OBP: 0.325, SLG: 0.411	0-0 P4		0-0 F7		0-0 1B 1B		0-0 F8			4	0	1	0	0	0	4											
Ozzie Virgil, R (1, 2) OBP: 0.340, SLG: 0.500		0-0 F7		0-0 F2		0-0 1-2 1B				3	0	1	0	0	0	0											
Ivan De Jesus, R (1, 6) OBP: 0.309, SLG: 0.295		0-0 G6-4-3 1B		0-0 F9		0-3 K				3	0	1	0	0	1	2											
Kevin Gross, R (1, 1) OBP: 0.071, SLG: 0.071 Al Holland, R (8, 1)		0-0 G6-4-3 1-2		0-3 K		0-3 K				3	0	0	0	0	2	1											
Inning Stats	R: 0 E: 0 K: 1 S: 6	H: 1 LOB: 3 BB: 2 P: 14	R: 0 E: 0 K: 0 S: 3	H: 1 LOB: 0 BB: 0 P: 3	R: 2 E: 0 K: 0 S: 6	H: 4 LOB: 1 BB: 0 P: 6	R: 0 E: 0 K: 1 S: 5	H: 0 LOB: 0 BB: 0 P: 5	R: 0 E: 0 K: 1 S: 2	H: 2 LOB: 2 BB: 0 P: 7	R: 1 E: 0 K: 2 S: 8	H: 1 LOB: 0 BB: 0 P: 8	R: 0 E: 0 K: 1 S: 5	H: 0 LOB: 0 BB: 0 P: 5	1B: 7 2B: 1 3B: 0 HR: 2	SF: 0 SAC: 0 DP: 2 HBP: 0		WP: 0 PB: 0 CS: 1	PA: 34								
PITCHER	IP	WLS	BF	H	R	ER	SO	BB	IBB	HBP	BLK	WP	HR	S	P	ERA	WHIP										
Walt Terrell, R (1, 1) ERA: 3.23	6.0	L	26	9	2	2	3	3	0	0	0	0	1	29	41	3.00	2.000										
Tom Gorman, L (7, 1) ERA: 2.82	2.0		7	1	1	1	3	0	0	0	0	0	1	13	13	4.50	0.500										



Batter	1	2	3	4	5	6	7	8	9	AB	R	H	RBI	BB	SO	LOB	TOP		
Wally Backman, S OBP: 0.357, SLG: 0.322	G4-1			G3		1-3	1-3			4	0	0	0	0	0	2	New York Mets @ Philadelphia Phillies Veterans Stadium, Philadelphia, PA Wed Jun 27 1984, 7:05 PM EDT Att: 35,151 - Unknown		
Mookie Wilson, S OBP: 0.305, SLG: 0.379	6-3			4-3		HR		1-3		4	1	1	1	0	0				
Keith Hernandez, L OBP: 0.382, SLG: 0.419	F7			F7		1B		4-3		4	0	1	0	0	0				
George Foster, R OBP: 0.270, SLG: 0.395		K			1B	1B		5-3		4	0	2	0	0	1	0			
Danny Heep, L OBP: 0.342, SLG: 0.457	F7				1B	4-3			F7	4	0	1	0	0	0	2			
Mike Fitzgerald, R OBP: 0.282, SLG: 0.263	K				F9			6-3	F9	4	0	0	0	0	1	2			
Ron Gardenhire, R OBP: 0.239, SLG: 0.277			4-3		K			1B	5-3	4	0	1	0	0	1	2			
José Oquendo, S OBP: 0.273, SLG: 0.237			F8		P5				F8	3	0	0	0	0	0	3			
Dwight Gooden, R OBP: 0.116, SLG: 0.121			6-3							1	0	0	0	0	0	0			
Ron Hodges, L OBP: 0.279, SLG: 0.149										1	0	0	0	0	0	0			
Brent Gaff, R OBP: 0.279, SLG: 0.149										0	0	0	0	0	0	0			
Rusty Staub, L OBP: 0.186, SLG: 0.437										1	0	1	0	0	0	0			
Ron Darling, R OBP: 0.102, SLG: 0.161										0	0	0	0	0	0	0			
Tim Leary, R OBP: 0.220, SLG: 0.625										0	0	0	0	0	0	0			
Inning Stats	R: 0 E: 0 K: 0 S: 3	H: 0 LOB: 0 BB: 0 P: 3	R: 0 E: 0 K: 2 S: 7	H: 0 LOB: 0 BB: 0 P: 7	R: 0 E: 0 K: 0 S: 3	H: 0 LOB: 0 BB: 0 P: 3	R: 0 E: 0 K: 0 S: 3	H: 0 LOB: 0 BB: 0 P: 3	R: 0 E: 0 K: 1 S: 7	H: 2 LOB: 2 BB: 0 P: 7	R: 1 E: 0 K: 0 S: 6	H: 3 LOB: 2 BB: 0 P: 6	R: 0 E: 0 K: 0 S: 5	H: 2 LOB: 2 BB: 0 P: 5	R: 0 E: 0 K: 0 S: 3	H: 0 LOB: 0 BB: 0 P: 3	1B: 6 2B: 0 3B: 0 HR: 1	SF: 0 SAC: 0 DP: 0 HBP: 0	WP: 0 PA: 34 CS: 0
PITCHER	IP WLS BF H R ER SO BB IBB HBP BLK WP HR S P ERA WHIP																		
Marty Bystrom, R ERA: 5.08	(1, 1) 6.2 W 27 7 1 1 3 0 0 0 0 0 1 33 33 1.35 1.050																		
Larry Andersen, R ERA: 2.37	(7, 1) 2.1 S 7 0 0 0 0 0 0 0 0 0 0 7 7 0.00 0.000																		

Batter	1	2	3	4	5	6	7	8	9	AB	R	H	RBI	BB	SO	LOB	BOTTOM		
Juan Samuel, R OBP: 0.352, SLG: 0.472	K	K				3B		S		5	1	3	0	0	2	2	New York Mets @ Philadelphia Phillies Veterans Stadium, Philadelphia, PA Wed Jun 27 1984, 7:05 PM EDT Att: 35,151 - Unknown		
Jeff Stone, L OBP: 0.471, SLG: 0.735	5-3		5-3		1B	P6		6-3		5	1	1	1	0	0	2			
Von Hayes, L OBP: 0.371, SLG: 0.439	S		G3		2H	3B		F5		3	1	1	1	1	0	1			
Mike Schmidt, R OBP: 0.401, SLG: 0.521	S		4-0		3H	S		F8		1	1	0	0	3	0	1			
Kiko Garcia, R OBP: 0.323, SLG: 0.321	BB		BB		1B	S		F8		0	0	0	0	0	0	0			
Tim Corcoran, L OBP: 0.465, SLG: 0.557	BB		BB		BB					4	1	1	2	0	0	3			
Gary Maddox, R OBP: 0.323, SLG: 0.407	3-1		G3		1H	2H		6-3		4	0	1	0	0	0	0			
Ozzie Virgil, R OBP: 0.333, SLG: 0.490	F8		K		1B	1B		K2-3		4	0	1	0	0	0	0			
Ivan De Jesus, R OBP: 0.312, SLG: 0.298	K		K		F8			6-3		4	0	0	0	0	2	2			
Marty Bystrom, R OBP: 0.158, SLG: 0.211								G3		4	0	2	1	0	0	0			
Larry Andersen, R ERA: 4.06									K	3	0	1	0	0	1	2			
Inning Stats	R: 0 E: 0 K: 1 S: 5	H: 0 LOB: 2 BB: 2 P: 13	R: 0 E: 0 K: 2 S: 9	H: 2 LOB: 2 BB: 0 P: 9	R: 0 E: 0 K: 0 S: 3	H: 0 LOB: 1 BB: 1 P: 7	R: 0 E: 0 K: 2 S: 7	H: 0 LOB: 0 BB: 0 P: 7	R: 5 E: 0 K: 1 S: 11	H: 6 LOB: 2 BB: 1 P: 15	R: 0 E: 0 K: 0 S: 4	H: 1 LOB: 1 BB: 0 P: 4	R: 0 E: 0 K: 1 S: 5	H: 0 LOB: 0 BB: 0 P: 5	R: 0 E: 0 K: 1 S: 6	H: 1 LOB: 1 BB: 0 P: 6	1B: 8 2B: 1 3B: 1 HR: 0	SF: 0 SAC: 0 DP: 0 HBP: 0	WP: 0 PA: 38 CS: 0
PITCHER	IP WLS BF H R ER SO BB IBB HBP BLK WP HR S P ERA WHIP																		
Dwight Gooden, R ERA: 2.89	(1, 1) 5.0 L 27 8 5 5 6 4 0 0 0 0 0 0 4 4 9.00 2.400																		
Brent Gaff, R ERA: 1.99	(6, 1) 1.0 4 1 0 0 0 0 0 0 0 0 0 4 4 0.00 1.000																		
Tim Leary, R ERA: 4.06	(7, 1) 2.0 7 1 0 0 2 0 0 0 0 0 0 0 11 11 0.00 0.500																		

Batter	1	2	3	4	5	6	7	8	9	AB	R	H	RBI	BB	SO	LOB	TOP							
Rafael Ramirez, R OBP: 0.335, SLG: 0.364 (1, 6)	0-3 K		0-0 L4			0-0 5-3		0-3 K	0-0 F8	5	0	0	0	0	2	2								
Ken Oberkfell, L OBP: 0.384, SLG: 0.385 Randy Johnson, R OBP: 0.376, SLG: 0.444 (8, PH) (8, 5)	0-3 K		0-0 FC4-6			FC3-6 BB 1B		0-3 K		3	0	1	0	0	1	1								
Gerald Perry, L OBP: 0.366, SLG: 0.372 (1, 7) (8, 3)	0-0 L6			4-0 G1-6-3 BB		4-0 FC3-6 BB		0-0 1B 1B		2	1	1	0	2	0	0								
Dale Murphy, R OBP: 0.363, SLG: 0.508 (1, 8)		0-0 F7		0-3 K		0-0 FC3-6 BB		0-0 1B 1B		4	0	1	0	0	1	3								
Chris Chambliss, L OBP: 0.358, SLG: 0.385 Bob Watson, R OBP: 0.273, SLG: 0.260 Albert Hall, S OBP: 0.295, SLG: 0.294 (8, PH) (8, PR) (8, 7)		0-0 2B		0-0 G1-6-3		4-0 BB		0-0 1B 1B		2	0	1	0	1	0	1								
Brad Komminsk, R OBP: 0.292, SLG: 0.340 (1, 9)	0-0 6-3				1-0 FC5-4 HBP		0-0 L4		0-0 P3	3	0	0	0	0	0	6								
Glenn Hubbard, R OBP: 0.353, SLG: 0.394 (1, 4)	0-0 6-3				0-3 K		4-0 1-3 BB		0-0 2B 2B	3	0	1	0	1	1	2								
Bruce Benedict, R OBP: 0.302, SLG: 0.303 (1, 2)			0-0 L4		0-0 FC5-4 FC6-4		0-0 1-3		0-3 K	4	0	0	0	0	1	3								
Rick Mahler, R OBP: 0.407, SLG: 0.462 Rufino Linares, R OBP: 0.250, SLG: 0.571 (8, PH) (9, PH)			4-0 FC4-6 BB		0-0 FC6-4		0-0 4-3		0-0 2B	2	0	0	0	1	0	1								
Inning Stats	R: 0 E: 0 K: 2 S: 7	H: 0 LOB: 0 BB: 0 P: 7	R: 0 E: 0 K: 0 S: 4	H: 1 LOB: 1 BB: 0 P: 4	R: 0 E: 0 K: 0 S: 3	H: 0 LOB: 1 BB: 1 P: 7	R: 0 E: 0 K: 1 S: 4	H: 0 LOB: 0 BB: 1 P: 8	R: 0 E: 0 K: 1 S: 5	H: 0 LOB: 1 BB: 0 P: 6	R: 0 E: 0 K: 0 S: 4	H: 1 LOB: 3 BB: 2 P: 12	R: 0 E: 0 K: 0 S: 2	H: 0 LOB: 0 BB: 1 P: 6	R: 1 E: 0 K: 2 S: 10	H: 3 LOB: 2 BB: 0 P: 10	R: 0 E: 0 K: 1 S: 6	H: 2 LOB: 1 BB: 0 P: 6	1B: 4 2B: 4 3B: 0 HR: 0	SF: 0 SAC: 0 DP: 2 HBP: 1	WP: 0 PB: 0 CS: 0	PA: 37		
PITCHER	IP WLS BF H R ER SO BB IBB HBP BLK WP HR S P ERA WHIP											PITCHER	IP WLS BF H R ER SO BB IBB HBP BLK WP HR S P ERA WHIP											
Ron Darling, R ERA: 3.65 Jesse Orosco, L ERA: 2.08 (1, 1) (8, 1)	7.0 W 27	2 0 0 4	5 1 1 3	0 0 0 0	0 0 0 0	0 0 0 0	0 0 0 0	0 0 0 0	0 0 0 0	0 0 0 0	0 0 0 0	0 0 0 0	0 0 0 0	0 0 0 0	0 0 0 0	0 0 0 0	0 0 0 0	0 0 0 0	0 0 0 0	0 0 0 0	0 0 0 0	0 0 0 0	0 0 0 0	0 0 0 0

Atlanta Braves @ New York Mets
Shea Stadium, Flushing, NY
Sun Jul 01 1984, 3:33 AM EDT
Unknown

AB 31
R 1
H 7
RBI 1
BB 5
SO 7
LOB 19



Batter	1	2	3	4	5	6	7	8	9	AB	R	H	RBI	BB	SO	LOB	BOTTOM						
Wally Backman, S OBP: 0.363, SLG: 0.325 (1, 4)	0-0 4-3		0-0 4-3		4-0 4-3 BB		0-0 F8			3	0	0	0	1	0	1							
Mookie Wilson, S OBP: 0.301, SLG: 0.370 (1, 8)	0-0 F8				0-0 4-3		4-0 1B BB			3	1	1	0	1	0	2							
Keith Hernandez, L OBP: 0.401, SLG: 0.443 (1, 3)	4-0 BB		0-0 F8		4-0 BB		4-0 1B BB			1	0	0	0	3	0	1							
Darryl Strawberry, L OBP: 0.361, SLG: 0.435 (1, 9)	0-0 4-3			4-0 4-3 BB		0-0 1-3		0-0 1B		3	0	1	2	1	0	4							
Hubie Brooks, R OBP: 0.376, SLG: 0.473 (1, 5)		0-0 F7		0-0 4-3		0-0 F9		0-0 L5		4	0	0	0	0	0	3							
Danny Heep, L OBP: 0.318, SLG: 0.410 (1, 7)		0-0 6-3		0-0 F9		0-0 P6		0-0 F8		4	0	0	0	0	0	1							
Mike Fitzgerald, R OBP: 0.274, SLG: 0.255 (1, 2)				0-3 K		0-0 F2		0-0 P3		4	0	1	0	0	1	1							
Ron Gardenhire, R OBP: 0.243, SLG: 0.280 (1, 6)		0-0 4-3			0-0 4-3 BB 1B		0-0 E7 3-1 1B 1B		0-0 F8	4	1	2	0	0	0	1							
Ron Darling, R OBP: 0.143, SLG: 0.152 Rusty Staub, L OBP: 0.400, SLG: 0.379 Jesse Orosco, R OBP: 0.667, SLG: 0.333 (1, 1) (7, PH) (8, 1)			0-0 5-3		0-3 K		0-0 3-1			2	0	0	0	0	1	1							
Inning Stats	R: 0 E: 0 K: 0 S: 3	H: 0 LOB: 1 BB: 1 P: 7	R: 0 E: 0 K: 0 S: 4	H: 1 LOB: 1 BB: 0 P: 4	R: 0 E: 0 K: 0 S: 4	H: 1 LOB: 1 BB: 0 P: 4	R: 0 E: 0 K: 1 S: 5	H: 0 LOB: 1 BB: 1 P: 9	R: 0 E: 0 K: 1 S: 6	H: 1 LOB: 3 BB: 2 P: 14	R: 0 E: 0 K: 0 S: 3	H: 0 LOB: 0 BB: 0 P: 3	R: 2 E: 1 K: 0 S: 5	H: 2 LOB: 2 BB: 2 P: 13	R: 0 E: 0 K: 0 S: 3	H: 0 LOB: 0 BB: 0 P: 3	1B: 5 2B: 0 3B: 0 HR: 0	SF: 0 SAC: 0 DP: 0 HBP: 0	WP: 0 PB: 0 CS: 0	PA: 35			
PITCHER	IP WLS BF H R ER SO BB IBB HBP BLK WP HR S P ERA WHIP											PITCHER	IP WLS BF H R ER SO BB IBB HBP BLK WP HR S P ERA WHIP										
Rick Mahler, R ERA: 2.33 (1, 1)	8.0 L 35	5 2 2 2	6 0 0 0	0 0 0 0	0 0 0 0	0 0 0 0	0 0 0 0	0 0 0 0	0 0 0 0	0 0 0 0	0 0 0 0	0 0 0 0	0 0 0 0	0 0 0 0	0 0 0 0	0 0 0 0	0 0 0 0	0 0 0 0	0 0 0 0	0 0 0 0	0 0 0 0	0 0 0 0	0 0 0 0

Atlanta Braves @ New York Mets
Shea Stadium, Flushing, NY
Sun Jul 01 1984, 3:33 AM EDT
Unknown

AB 29
R 2
H 5
RBI 2
BB 6
SO 2
LOB 16



Batter	1	2	3	4	5	6	7	8	9	AB	R	H	RBI	BB	SO	LOB	TOP			
Claudell Washington, L OBP: 0.442, SLG: 0.557 (1, 9)										2	1	2	0	2	0	0				
Albert Hall, S OBP: 0.293, SLG: 0.292 (1, 7)										4	1	1	0	0	0	4				
Rafael Ramirez, R OBP: 0.337, SLG: 0.366 (1, 6)										4	0	2	1	0	0	1				
Dale Murphy, R OBP: 0.362, SLG: 0.503 (1, 8)										3	0	0	0	1	1	3				
Gerald Perry, L OBP: 0.364, SLG: 0.366 (1, 3)										3	0	0	1	1	0	2				
Ken Oberkfell, L OBP: 0.356, SLG: 0.377 (1, 5)										4	0	0	0	0	0	5				
Glenn Hubbard, R OBP: 0.348, SLG: 0.387 (1, 4)										4	0	0	0	0	0	0				
Alex Trevino, R OBP: 0.310, SLG: 0.378 (1, 2)										4	0	1	0	0	1	0				
Rick Camp, R OBP: 0.188, SLG: 0.133 (1, 1)										1	0	0	0	0	1	0				
Pete Falcone, L OBP: 0.226, SLG: 0.290 (2, 1)										1	0	1	0	0	0	0				
Jerry Royster, R OBP: 0.287, SLG: 0.311 (7, PH)										1	0	0	0	0	0	0				
Jeff Dedmon, L (7, 1)										0	0	0	0	0	0	0				
Chris Chambliss, L OBP: 0.356, SLG: 0.383 (9, PH)										1	0	0	0	0	0	1				
Inning Stats	R: 0 E: 0 K: 0 S: 3	H: 0 LOB: 3 BB: 3 P: 15	R: 0 E: 0 K: 2 S: 7	H: 0 LOB: 0 BB: 0 P: 7	R: 2 E: 1 K: 0 S: 6	H: 3 LOB: 1 BB: 0 P: 6	R: 0 E: 0 K: 0 S: 4	H: 1 LOB: 2 BB: 1 P: 8	R: 0 E: 0 K: 1 S: 5	H: 1 LOB: 0 BB: 0 P: 5	R: 0 E: 0 K: 0 S: 3	H: 0 LOB: 0 BB: 0 P: 3	R: 0 E: 0 K: 0 S: 3	H: 1 LOB: 0 BB: 0 P: 3	R: 0 E: 0 K: 0 S: 4	H: 1 LOB: 1 BB: 0 P: 4	1B: 7 2B: 1 3B: 0 HR: 0	SF: 0 SAC: 0 DP: 2 HBP: 0	WP: 0 PB: 0 SB: 0 CS: 1	PA: 37
PITCHER	IP WLS BF H R ER SO BB IBB HBP BLK WP HR S P ERA WHIP																			
Walt Terrell, R ERA: 3.34 (1, 1)	2.0		12	3	2	2	2	3	0	0	0	0	0	0	13	25	9.00	3.000		
Tim Leary, R ERA: 3.51 (3, 1)	5.0	W	17	3	0	0	1	1	0	0	0	0	0	0	18	22	0.00	0.800		
Doug Sisk, R ERA: 0.5 (8, 1)	2.0	S	7	1	0	0	0	0	0	0	0	0	0	7	7	0.00	0.500			

Atlanta Braves @ New York Mets
Shea Stadium, Flushing, NY
Sun Jul 01 1984, 3:38 AM EDT
Att: 8,949 - Unknown

AB 32
R 2
H 7
RBI 2
BB 4
SO 3
LOB 16



Batter	1	2	3	4	5	6	7	8	9	AB	R	H	RBI	BB	SO	LOB	BOTTOM			
Mookie Wilson, S OBP: 0.298, SLG: 0.366 (1, 8)										3	0	0	0	0	0	3				
Kevin Chapman, R OBP: 0.393, SLG: 0.389 (1, 4)										2	0	1	1	0	1	1				
Rusty Staub, L OBP: 0.389, SLG: 0.367 (7, PH)										1	0	0	0	0	0	2				
Doug Sisk, R OBP: 0.125, SLG: 0.125 (8, 1)										0	0	0	0	0	0	0				
Keith Hernandez, L OBP: 0.399, SLG: 0.438 (1, 3)										3	0	0	0	1	1	3				
Darryl Strawberry, L OBP: 0.360, SLG: 0.432 (1, 9)										4	0	1	0	0	2	1				
George Foster, R OBP: 0.269, SLG: 0.398 (1, 7)										4	1	1	1	0	1	1				
Hubie Brooks, R OBP: 0.374, SLG: 0.467 (1, 5)										3	0	0	0	1	0	0				
Ron Gardenhire, R OBP: 0.250, SLG: 0.286 (1, 6)										4	0	2	0	0	0	0				
Junior Ortiz, R OBP: 0.220, SLG: 0.200 (1, 2)										3	1	0	0	1	0	4				
Walt Terrell, L OBP: 0.154, SLG: 0.184 (1, 1)										0	0	0	0	0	0	0				
Tim Leary, R OBP: 0.300, SLG: 0.600 (3, 1)										2	0	1	0	0	0	1				
Danny Heep, L OBP: 0.326, SLG: 0.410 (7, PH)										0	0	0	0	1	0	0				
José Oquendo, S OBP: 0.273, SLG: 0.239 (7, FR)										0	1	0	0	0	0	0				
Inning Stats	R: 0 E: 0 K: 0 S: 2	H: 0 LOB: 0 BB: 0 P: 3	R: 0 E: 0 K: 2 S: 7	H: 0 LOB: 0 BB: 0 P: 7	R: 1 E: 1 K: 1 S: 8	H: 2 LOB: 2 BB: 0 P: 8	R: 1 E: 0 K: 0 S: 4	H: 1 LOB: 0 BB: 0 P: 4	R: 0 E: 0 K: 1 S: 5	H: 0 LOB: 1 BB: 1 P: 9	R: 0 E: 0 K: 0 S: 5	H: 2 LOB: 3 BB: 1 P: 9	R: 1 E: 0 K: 1 S: 5	H: 0 LOB: 2 BB: 2 P: 13	R: 0 E: 0 K: 0 S: 4	H: 1 LOB: 1 BB: 0 P: 4	1B: 5 2B: 0 3B: 0 HR: 1	SF: 0 SAC: 1 DP: 0 HBP: 1	WP: 1 PB: 0 SB: 2 CS: 1	PA: 35
PITCHER	IP WLS BF H R ER SO BB IBB HBP BLK WP HR S P ERA WHIP																			
Rick Camp, R ERA: 4.17 (1, 1)	1.1		4	0	0	0	1	0	0	0	0	0	0	1	26	34	1.93	1.286		
Pete Falcone, L ERA: 4.49 (2, 1)	4.2		22	5	2	1	3	1	1	0	0	0	0	0	0	0	0	0		
Jeff Dedmon, R ERA: 4.37 (7, 1)	2.0	L	9	1	1	1	1	2	0	0	0	0	1	0	9	17	4.50	1.500		

Atlanta Braves @ New York Mets
Shea Stadium, Flushing, NY
Sun Jul 01 1984, 3:38 AM EDT
Att: 8,949 - Unknown

AB 29
R 3
H 6
RBI 2
BB 4
SO 5
LOB 16



Batter	1	2	3	4	5	6	7	8	9	AB	R	H	RBI	BB	SO	LOB	TOP			
Bill Doran, S OBP: 0.338, SLG: 0.343 (1,4)										4	1	1	0	0	2	0	Houston Astros @ New York Mets Shea Stadium, Flushing, NY Mon Jul 02 1984, 7:05 PM EDT Att: 21,923 - Unknown			
Craig Reynolds, L OBP: 0.296, SLG: 0.400 (1,6)										4	0	2	1	0	0	0				
Denny Walling, L OBP: 0.342, SLG: 0.439 (1,5)										3	0	0	0	1	1	2				
Jose Cruz, L OBP: 0.343, SLG: 0.403 (1,7)										4	1	3	0	0	0	1				
Jerry Mumphy, S OBP: 0.352, SLG: 0.402 (1,8)										4	0	0	0	0	3	4				
Enos Cabell, R OBP: 0.282, SLG: 0.438 (1,3)										4	0	2	0	0	1	0				
Terry Puhl, L OBP: 0.386, SLG: 0.419 (1,9)										3	0	0	0	0	1	1				
Jim Pankovits, R OBP: 0.364, SLG: 0.419 (9, PH)										1	0	0	1	0	0	1				
Mark Bailey, S OBP: 0.292, SLG: 0.296 (1,2)										3	0	0	0	0	1	1				
Ray Knight, R OBP: 0.272, SLG: 0.304 (9, PH)										0	0	0	0	0	0	0				
Mike Scott, R OBP: 0.179, SLG: 0.185 (1,1)										2	0	0	0	0	2	1				
Vern Ruhle, R OBP: 0.154, SLG: 0.083 (5,1)										0	0	0	0	0	0	0				
Kevin Bass, S OBP: 0.261, SLG: 0.313 (8, PH)										1	0	0	0	0	1	0				
Frank DiPino, L OBP: 0.272, SLG: 0.304 (8,1)										0	0	0	0	0	0	0				
Inning Stats	R: 1 E: 0 K: 0 S: 4	H: 2 LOB: 1 BB: 0 P: 4	R: 0 E: 0 K: 2 S: 7	H: 0 LOB: 0 BB: 0 P: 7	R: 0 E: 0 K: 2 S: 7	H: 0 LOB: 0 BB: 0 P: 7	R: 0 E: 0 K: 1 S: 6	H: 1 LOB: 1 BB: 0 P: 6	R: 0 E: 0 K: 2 S: 8	H: 1 LOB: 2 BB: 1 P: 12	R: 0 E: 0 K: 0 S: 3	H: 0 LOB: 0 BB: 0 P: 3	R: 0 E: 0 K: 2 S: 8	H: 1 LOB: 1 BB: 0 P: 8	R: 1 E: 0 K: 2 S: 9	H: 2 LOB: 1 BB: 0 P: 9	1B: 5 2B: 2 3B: 1 HR: 0	SF: 0 SAC: 0 DP: 0 HBP: 0	WP: 0 PB: 0 SB: 2 CS: 0	PA: 35
PITCHER	IP WLS BF H R ER SO BB IBB HBP BLK WP HR S P ERA WHIP																			
Dwight Gooden, R ERA: 2.83 (1,1)	8.1 W 33 8 2 2 12 1 0 0 0 0 0 56 60 2.16 1.080																			
Jesse Orosco, L ERA: 2.04 (9,1)	0.2 S 2 0 0 0 1 0 0 0 0 0 0 4 4 0.00 0.000																			

Batter	1	2	3	4	5	6	7	8	9	AB	R	H	RBI	BB	SO	LOB	BOTTOM			
Wally Backman, S OBP: 0.365, SLG: 0.329 (1,4)										4	0	2	3	0	0	0	Houston Astros @ New York Mets Shea Stadium, Flushing, NY Mon Jul 02 1984, 7:05 PM EDT Att: 21,923 - Unknown			
Mookie Wilson, S OBP: 0.298, SLG: 0.364 (1,8)										4	0	1	0	0	0	2				
Keith Hernandez, L OBP: 0.403, SLG: 0.441 (1,3)										3	0	2	0	1	0	0				
Darryl Strawberry, L OBP: 0.358, SLG: 0.437 (1,9)										4	1	1	0	0	0	5				
George Foster, R OBP: 0.269, SLG: 0.395 (1,7)										4	0	1	0	0	1	3				
Hubie Brooks, R OBP: 0.370, SLG: 0.461 (1,5)										3	0	0	1	0	0	2				
Ron Hodges, L OBP: 0.319, SLG: 0.164 (1,2)										3	1	1	0	0	1	0				
Ron Gardenhire, R OBP: 0.258, SLG: 0.293 (1,6)										3	2	2	0	0	0	2				
Dwight Gooden, R OBP: 0.139, SLG: 0.143 (1,1)										2	0	1	0	0	0	0				
Jesse Orosco, R OBP: 0.667, SLG: 0.333 (9,1)										0	0	0	0	0	0	0				
Inning Stats	R: 0 E: 0 K: 0 S: 3	H: 0 LOB: 0 BB: 0 P: 3	R: 1 E: 1 K: 1 S: 7	H: 2 LOB: 1 BB: 0 P: 7	R: 0 E: 0 K: 0 S: 3	H: 0 LOB: 0 BB: 0 P: 3	R: 0 E: 0 K: 0 S: 4	H: 1 LOB: 1 BB: 0 P: 4	R: 2 E: 1 K: 0 S: 6	H: 3 LOB: 2 BB: 1 P: 10	R: 0 E: 0 K: 1 S: 5	H: 1 LOB: 0 BB: 0 P: 5	R: 1 E: 1 K: 0 S: 4	H: 3 LOB: 0 BB: 0 P: 4	R: 0 E: 0 K: 0 S: 3	H: 1 LOB: 0 BB: 0 P: 3	1B: 10 2B: 1 3B: 1 HR: 0	SF: 0 SAC: 1 DP: 4 HBP: 0	WP: 0 PB: 0 SB: 0 CS: 2	PA: 33
PITCHER	IP WLS BF H R ER SO BB IBB HBP BLK WP HR S P ERA WHIP																			
Mike Scott, R ERA: 4.78 (1,1)	4.1 L 21 6 3 2 1 0 0 0 0 0 0 10 10 4.15 1.385																			
Vern Ruhle, R ERA: 3.66 (5,1)	2.2 8 4 1 1 1 0 0 0 0 0 0 10 10 3.38 1.500																			
Frank DiPino, L ERA: 3.93 (8,1)	1.0 3 1 0 0 0 0 0 0 0 0 0 3 3 0.00 1.000																			

Batter	1	2	3	4	5	6	7	8	9	AB	R	H	RBI	BB	SO	LOB	TOP				
Bill Doran, S OBP: 0.341, SLG: 0.346 (1, 4)										4	0	2	0	0	1	0	Houston Astros @ New York Mets Shea Stadium, Flushing, NY Tue Jul 03 1984, 7:05 PM EDT Att: 16,601 - Unknown AB 34 R 3 H 10 RBI 3 BB 1 SO 6 LOB 13				
Craig Reynolds, L OBP: 0.292, SLG: 0.394 (1, 6)										4	0	0	0	0	2						
Denny Walling, L OBP: 0.325, SLG: 0.414 (1, 5) (8, 3)										4	0	0	0	0	1						
Jose Cruz, L OBP: 0.348, SLG: 0.409 (1, 7)										3	1	2	0	1	0						
Jerry Mumphy, S OBP: 0.350, SLG: 0.400 (1, 8)										4	1	1	0	0	3						
Harry Scilman, L OBP: 0.342, SLG: 0.403 (8, PH) Phil Garner, R OBP: 0.302, SLG: 0.274 (8, 5)										3	1	2	3	0	1	1					
Terry Puhl, L OBP: 0.371, SLG: 0.423 (1, 9)										3	0	2	0	0	1						
Mark Bailey, S OBP: 0.293, SLG: 0.296 Ray Knight, R OBP: 0.270, SLG: 0.303 (9, PH)										3	0	1	0	0	3	0					
Nolan Ryan, R OBP: 0.229, SLG: 0.242 Bill Dawley, R (6, 1)										2	0	0	0	0	2	1					
Kevin Bass, S OBP: 0.258, SLG: 0.309 Frank DiPino, L (8, 1)										0	0	0	0	0	0						
Jim Pankovits, R OBP: 0.353, SLG: 0.406 (9, PH)										1	0	0	0	0	0						
Inning Stats	R: 0 E: 0 K: 0 S: 3	H: 1 LOB: 0 BB: 0 P: 3	R: 0 E: 0 K: 1 S: 6	H: 1 LOB: 1 BB: 0 P: 6	R: 0 E: 0 K: 1 S: 6	H: 2 LOB: 1 BB: 0 P: 6	R: 1 E: 0 K: 0 S: 6	H: 3 LOB: 2 BB: 0 P: 6	R: 0 E: 0 K: 2 S: 7	H: 0 LOB: 0 BB: 0 P: 7	R: 2 E: 0 K: 0 S: 6	H: 3 LOB: 1 BB: 0 P: 6	R: 0 E: 0 K: 1 S: 5	H: 0 LOB: 0 BB: 0 P: 5	R: 0 E: 0 K: 0 S: 3	H: 0 LOB: 1 BB: 0 P: 7		1B: 8 2B: 1 3B: 0 HR: 1	SF: 0 SAC: 0 DP: 0 HBP: 0	WP: 0 PB: 0 SB: 0 CS: 2	PA: 36
PITCHER	IP WLS BF H R ER SO BB IBB HBP BLK WP HR S P ERA WHIP																				
Bruce Berenyi, R ERA: 5.23 Tom Gorman, L ERA: 2.49 Jesse Orosco, L ERA: 1.94	(1, 1) (7, 1) (8, 1)	6.0 1.0 2.0	W L S	26 3 7	H R ER	10 0 0	R ER SO	3 0 0	BB SO	4 1 2	BB IBB HBP BLK	0 0 0	WP HR S P	0 5 14	0 5 14	4.50 0.00 0.00	1.667 0.000 0.500				

Batter	1	2	3	4	5	6	7	8	9	AB	R	H	RBI	BB	SO	LOB	BOTTOM				
Wally Backman, S OBP: 0.363, SLG: 0.327 (1, 4)										4	1	1	0	0	1	0	Houston Astros @ New York Mets Shea Stadium, Flushing, NY Tue Jul 03 1984, 7:05 PM EDT Att: 16,601 - Unknown AB 30 R 4 H 7 RBI 4 BB 1 SO 9 LOB 6				
Danny Heep, L OBP: 0.333, SLG: 0.415 Mookie Wilson, S OBP: 0.298, SLG: 0.364 (8, FR) (9, 8)										4	1	2	1	0	1	0					
Keith Hernandez, L OBP: 0.405, SLG: 0.451 (1, 3) BB										3	1	1	2	1	0	1					
Darryl Strawberry, L OBP: 0.353, SLG: 0.430 (1, 8) (9, 9)										4	0	0	0	0	2						
George Foster, R OBP: 0.269, SLG: 0.406 (1, 7)										3	1	1	1	0	1	0					
Hubie Brooks, R OBP: 0.370, SLG: 0.464 (1, 5)										3	0	1	0	0	2	0					
Mike Fitzgerald, R OBP: 0.275, SLG: 0.257 (1, 2)										3	0	1	0	0	2	1					
Ron Gardenhire, R OBP: 0.253, SLG: 0.288 (1, 6)										3	0	0	0	0	1						
Bruce Berenyi, R OBP: 0.045, SLG: 0.045 Tom Gorman, L Rusty Staub, L OBP: 0.378, SLG: 0.355 Jesse Orosco, R OBP: 0.867, SLG: 0.333 (7, PH) (8, 1)										2	0	0	0	0	1	1					
Inning Stats	R: 0 E: 0 K: 1 S: 5	H: 0 LOB: 1 BB: 1 P: 9	R: 0 E: 0 K: 3 S: 9	H: 0 LOB: 0 BB: 0 P: 9	R: 0 E: 0 K: 1 S: 5	H: 0 LOB: 0 BB: 0 P: 5	R: 0 E: 0 K: 2 S: 7	H: 0 LOB: 0 BB: 0 P: 7	R: 1 E: 0 K: 1 S: 7	H: 2 LOB: 1 BB: 0 P: 7	R: 3 E: 0 K: 1 S: 9	H: 4 LOB: 1 BB: 0 P: 9	R: 0 E: 0 K: 0 S: 3	H: 0 LOB: 0 BB: 0 P: 3	R: 0 E: 0 K: 0 S: 3	H: 1 LOB: 1 BB: 0 P: 3		1B: 4 2B: 1 3B: 0 HR: 2	SF: 0 SAC: 0 DP: 1 HBP: 0	WP: 1 PB: 0 SB: 0 CS: 0	PA: 31
PITCHER	IP WLS BF H R ER SO BB IBB HBP BLK WP HR S P ERA WHIP																				
Nolan Ryan, R ERA: 2.12 Bill Dawley, R ERA: 2.13 Frank DiPino, L ERA: 3.82	(1, 1) (6, 1) (8, 1)	5.0 2.0 1.0	L L L	21 8 2	H R ER	5 2 0	R ER SO	4 0 0	BB SO	4 1 0	BB IBB HBP BLK	0 0 0	WP HR S P	2 10 2	2 10 2	7.20 0.00 0.00		1.200 1.000 0.000			

Batter	1	2	3	4	5	6	7	8	9	AB	R	H	RBI	BB	SO	LOB	TOP					
Eric Davis, R OBP: 0.259, SLG: 0.370 (1, 8)										2	0	0	0	1	0	0						
Duane Walker, L OBP: 0.394, SLG: 0.562 (1, 7)										4	0	0	0	0	1	3						
Cesar Cedeno, R OBP: 0.344, SLG: 0.476 (1, 3)										4	0	1	0	0	0	0						
Dave Parker, L OBP: 0.319, SLG: 0.388 (1, 9)										4	0	1	0	0	0	0						
Dave Concepcion, R OBP: 0.289, SLG: 0.312 (1, 6)										3	0	0	0	0	1	1						
Wayne Krenchicki, L OBP: 0.321, SLG: 0.479 (1, 5)										2	0	1	0	1	0	0						
Ron Oester, S OBP: 0.265, SLG: 0.264 (1, 4)										3	0	1	0	0	1	2	AB 28					
Brad Gulden, L OBP: 0.252, SLG: 0.319 (1, 2)										3	0	0	0	0	1	2	R 0					
Jeff Russell, R OBP: 0.243, SLG: 0.212 Dan Driessen, L (8, PH) John Franco, L (8, 1)										2	0	0	0	0	2	2	H 4					
										1	0	0	0	0	0	0	RBI 0					
										0	0	0	0	0	0	0	BB 2					
																	SO 6					
																	LOB 10					
Inning Stats	R: 0 E: 0 K: 0 S: 3	H: 0 LOB: 0 BB: 0 P: 3	R: 0 E: 0 K: 1 S: 5	H: 1 LOB: 0 BB: 0 P: 5	R: 0 E: 0 K: 1 S: 6	H: 1 LOB: 2 BB: 1 P: 10	R: 0 E: 0 K: 0 S: 3	H: 0 LOB: 0 BB: 0 P: 3	R: 0 E: 0 K: 3 S: 10	H: 1 LOB: 1 BB: 0 P: 10	R: 0 E: 0 K: 0 S: 2	H: 1 LOB: 0 BB: 0 P: 3	R: 0 E: 0 K: 0 S: 3	H: 0 LOB: 1 BB: 1 P: 7	R: 0 E: 0 K: 0 S: 3	H: 0 LOB: 0 BB: 0 P: 3	R: 0 E: 0 K: 1 S: 5	H: 0 LOB: 0 BB: 0 P: 5	1B: 3 2B: 0 3B: 1 HR: 0	SF: 0 SAC: 0 DP: 0 HBP: 1	WP: 0 PB: 0 SB: 0 CS: 2	PA: 32
PITCHER Ron Darling, R ERA: 3.34 (1, 1)	IP: 9.0 WLS: W BF: 31 H: 4 R: 0 ER: 0 SO: 6 BB: 2 IBB: 0 HBP: 1 BLK: 0 WP: 0 HR: 0 S: 40 P: 49 ERA: 0.00 WHIP: 0.667															PITCHER	IP: 9.0 WLS: W BF: 31 H: 4 R: 0 ER: 0 SO: 6 BB: 2 IBB: 0 HBP: 1 BLK: 0 WP: 0 HR: 0 S: 40 P: 49 ERA: 0.00 WHIP: 0.667					

Cincinnati Reds @ New York Mets
Shea Stadium, Flushing, NY
Fri Jul 06 1984, 7:05 PM EDT
Unknown

livebaseballscores.com

Batter	1	2	3	4	5	6	7	8	9	AB	R	H	RBI	BB	SO	LOB	BOTTOM			
Wally Backman, S OBP: 0.361, SLG: 0.323 (1, 4)										2	0	0	0	1	2	0				
Mookie Wilson, S OBP: 0.301, SLG: 0.366 (1, 8)										4	0	0	0	0	2	2				
Keith Hernandez, L OBP: 0.398, SLG: 0.438 (1, 3)										2	0	0	0	2	0	3				
Darryl Strawberry, L OBP: 0.350, SLG: 0.440 (1, 9)										4	0	0	0	0	0	4				
George Foster, R OBP: 0.268, SLG: 0.399 (1, 7)										4	0	2	0	0	0	2				
Hubie Brooks, R OBP: 0.375, SLG: 0.481 (1, 5)										4	1	2	1	0	1	1				
Mike Fitzgerald, R OBP: 0.282, SLG: 0.266 (1, 2)										2	0	0	0	0	0	0				
Ron Gardenhire, R OBP: 0.272, SLG: 0.296 (1, 6)										3	0	1	0	0	2	2				
Ron Darling, R OBP: 0.132, SLG: 0.139 (1, 1)										3	0	0	0	0	0	3				
Inning Stats	R: 0 E: 0 K: 2 S: 7	H: 0 LOB: 1 BB: 1 P: 11	R: 0 E: 0 K: 1 S: 7	H: 2 LOB: 2 BB: 0 P: 7	R: 0 E: 0 K: 0 S: 4	H: 0 LOB: 2 BB: 1 P: 8	R: 0 E: 0 K: 0 S: 4	H: 1 LOB: 1 BB: 0 P: 4	R: 0 E: 0 K: 1 S: 5	H: 0 LOB: 1 BB: 1 P: 9	R: 1 E: 0 K: 1 S: 6	H: 1 LOB: 0 BB: 0 P: 6	R: 0 E: 1 K: 1 S: 6	H: 0 LOB: 1 BB: 0 P: 6	R: 0 E: 0 K: 1 S: 5	H: 1 LOB: 0 BB: 0 P: 5	1B: 4 2B: 0 3B: 0 HR: 1	SF: 0 SAC: 2 DP: 0 HBP: 0	WP: 0 PB: 0 SB: 0 CS: 1	PA: 33
PITCHER Jeff Russell, R ERA: 3.46 John Franco, L ERA: 3.05 (8, 1)	IP: 7.0 WLS: L BF: 30 H: 4 R: 1 ER: 1 SO: 6 BB: 3 IBB: 0 HBP: 0 BLK: 0 WP: 0 HR: 1 S: 39 P: 51 ERA: 1.29 WHIP: 1.000															PITCHER	IP: 7.0 WLS: L BF: 30 H: 4 R: 1 ER: 1 SO: 6 BB: 3 IBB: 0 HBP: 0 BLK: 0 WP: 0 HR: 1 S: 39 P: 51 ERA: 1.29 WHIP: 1.000			

Cincinnati Reds @ New York Mets
Shea Stadium, Flushing, NY
Fri Jul 06 1984, 7:05 PM EDT
Unknown

livebaseballscores.com

Batter	1	2	3	4	5	6	7	8	9	AB	R	H	RBI	BB	SO	LOB	TOP																
Eric Davis, R OBP: 0.258, SLG: 0.414 (1, 8)	6-3	6-3		HR			6-3			4	1	1	1	0	0	0	Cincinnati Reds @ New York Mets Shea Stadium, Flushing, NY Fri Jul 06 1984, 7:05 PM EDT Att: 19,908 - Unknown																
Tom Lawless, R OBP: 0.298, SLG: 0.308 (1, 4)	F7		1B 1B WP	CS			K			4	1	2	0	0	1	0																	
Dan Driessen, L OBP: 0.371, SLG: 0.376 (1, 3)	E3		WP 1B SF9	CS			L6			4	1	1	0	0	0	0																	
Dave Parker, L OBP: 0.321, SLG: 0.389 (1, 9)	1B		1B WP				G3			4	0	2	0	0	1	0																	
Nick Esasky, R OBP: 0.289, SLG: 0.350 (1, 5)	K		SF9				K			3	0	0	1	0	2	2																	
Duane Walker, L OBP: 0.397, SLG: 0.560 (1, 7)		F8		G5-4-3						4	0	2	0	0	1	0																	
Ted Power, R (8, 1)				1B				K		0	0	0	0	0	0	0																	
Dann Bilardello, R OBP: 0.303, SLG: 0.291 (1, 2)		HR		G5-4-3			P3			4	1	1	0	0	1	3																	
Tom Foley, L OBP: 0.343, SLG: 0.423 (1, 6)				4-3			P3			3	1	1	2	0	0	1																	
Dave Concepcion, R OBP: 0.288, SLG: 0.311 (9, PH)		HR						6-3		1	0	0	0	0	0	0																	
Tom Hume, R OBP: 0.200, SLG: 0.143 (1, 1)		6-3								2	0	0	0	0	1	0																	
Bill Scherrer, L (4, 1)										0	0	0	0	0	0	0																	
Tony Perez, R OBP: 0.295, SLG: 0.357 (6, PH)										1	0	0	0	0	1	1																	
John Franco, L (6, 1)										0	0	0	0	0	0	0																	
Cesar Cedeno, R OBP: 0.342, SLG: 0.472 (8, 7)										1	0	0	0	0	1	0																	
Inning Stats	R: 0 E: 1 K: 1 S: 7	H: 1 LOB: 2 BB: 0 P: 7	R: 2 E: 0 K: 0 S: 5	H: 2 LOB: 0 BB: 0 P: 5	R: 2 E: 0 K: 0 S: 6	H: 4 LOB: 1 BB: 0 P: 6	R: 1 E: 0 K: 1 S: 6	H: 2 LOB: 0 BB: 0 P: 6	R: 0 E: 0 K: 1 S: 5	H: 0 LOB: 0 BB: 0 P: 5	R: 0 E: 0 K: 1 S: 6	H: 1 LOB: 1 BB: 0 P: 6	R: 0 E: 0 K: 1 S: 5	H: 0 LOB: 0 BB: 0 P: 5	R: 0 E: 0 K: 2 S: 7	H: 0 LOB: 0 BB: 0 P: 7	R: 0 E: 0 K: 2 S: 7	H: 0 LOB: 0 BB: 0 P: 7	R: 0 E: 0 K: 2 S: 7	H: 0 LOB: 0 BB: 0 P: 7	1B: 8 2B: 0 3B: 0 HR: 2	SF: 1 SAC: 0 DP: 1 HBP: 0	WP: 1 PB: 0 SB: 0 CS: 1	PA: 37									
PITCHER	IP WLS BF H R ER SO BB IBB HBP BLK WP HR S P ERA WHIP																	ERA WHIP															
Tim Leary, R ERA: 4.02 (1, 1)	2.1	15	7	4	4	1	0	0	0	0	0	1	1	17	17	15.43	3.000																
Brent Gaff, R ERA: 2.05 (3, 1)	1.2	5	2	1	1	1	0	0	0	0	0	0	1	7	7	5.40	1.200																
Tom Gorman, L ERA: 2.76 (5, 1)	3.0	10	1	0	0	3	0	0	0	0	0	0	0	16	16	0.00	0.333																
Jesse Orosco, L ERA: 1.85 (8, 1)	2.0	W 6	0	0	0	4	0	0	0	0	0	0	0	14	14	0.00	0.000																

AB	35
R	5
H	10
RBI	4
BB	0
SO	9
LOB	7



Batter	1	2	3	4	5	6	7	8	9	AB	R	H	RBI	BB	SO	LOB	BOTTOM																
Wally Backman, S OBP: 0.362, SLG: 0.324 (1, 4)	4-3			1B			4-3			2	0	1	0	0	0	0	Cincinnati Reds @ New York Mets Shea Stadium, Flushing, NY Fri Jul 06 1984, 7:05 PM EDT Att: 19,908 - Unknown																
Kelvin Chapman, R OBP: 0.397, SLG: 0.375 (4, PH)				1B						3	0	2	2	0	0	0																	
Mookie Wilson, S OBP: 0.304, SLG: 0.368 (1, 8)				1B			F7			4	0	2	0	0	0	2																	
Keith Hernandez, L OBP: 0.396, SLG: 0.435 (1, 3)	F7									4	0	1	1	0	2	3																	
Darryl Strawberry, L OBP: 0.349, SLG: 0.441 (1, 9)				G3						4	1	1	0	0	2	2																	
Hubie Brooks, R OBP: 0.373, SLG: 0.481 (1, 5)							F7			4	1	1	0	0	0	1																	
Danny Heep, L OBP: 0.333, SLG: 0.395 (1, 7)										2	1	0	0	2	1	1																	
Ron Gardenhire, R OBP: 0.267, SLG: 0.293 (1, 6)										2	0	0	1	0	1	1																	
Junior Ortiz, R OBP: 0.236, SLG: 0.220 (1, 2)										4	1	2	2	0	0	1																	
José Oquendo, S OBP: 0.273, SLG: 0.239 (9, PR)										0	1	0	0	0	0	0																	
Tim Leary, R ERA: 4.02 (1, 1)	3.1	18	7	5	3	1	0	0	0	0	0	0	0	0	0	0	AB 32 R 6 H 11 RBI 6 BB 2 SO 6 LOB 11																
Brent Gaff, R ERA: 2.05 (3, 1)	1.2	6	2	0	0	2	0	0	0	0	0	0	0	0	0	0	WP: 0 PB: 0 SB: 0 CS: 1																
Rusty Staub, L ERA: 5.07 (4, PH)	2.0	6	0	0	0	1	0	0	0	0	0	0	0	0	0	0	PA: 37																
Ron Darling, R ERA: 5.07 (4, PH)	2.0	6	0	0	0	1	0	0	0	0	0	0	0	0	0	0	1B: 9 SF: 1 2B: 2 3B: 0 HR: 0																
Tom Gorman, L ERA: 2.91 (5, 1)	1.1	7	2	1	1	2	1	0	0	0	0	0	0	0	0	0	HBP: 0																
Jesse Orosco, R ERA: 1.85 (8, 1)	1.1	L 7	2	1	1	2	1	0	0	0	0	0	0	0	0	0	ERA 6.75 WHIP 2.250																
Inning Stats	R: 0 E: 0 K: 0 S: 3	H: 1 LOB: 0 BB: 0 P: 3	R: 1 E: 0 K: 0 S: 4	H: 1 LOB: 1 BB: 1 P: 8	R: 0 E: 0 K: 1 S: 7	H: 2 LOB: 2 BB: 0 P: 7	R: 4 E: 1 K: 0 S: 8	H: 5 LOB: 2 BB: 0 P: 8	R: 0 E: 0 K: 2 S: 7	H: 0 LOB: 0 BB: 0 P: 7	R: 0 E: 0 K: 0 S: 3	H: 0 LOB: 0 BB: 0 P: 3	R: 0 E: 0 K: 1 S: 5	H: 0 LOB: 0 BB: 0 P: 5	R: 0 E: 0 K: 2 S: 7	H: 0 LOB: 1 BB: 1 P: 11	R: 1 E: 1 K: 0 S: 3	H: 2 LOB: 1 BB: 0 P: 3	R: 0 E: 0 K: 2 S: 7	H: 0 LOB: 0 BB: 0 P: 7	1B: 9 2B: 2 3B: 0 HR: 0	SF: 1 SAC: 2 DP: 0 HBP: 0	WP: 0 PB: 0 SB: 0 CS: 1	PA: 37									
PITCHER	IP WLS BF H R ER SO BB IBB HBP BLK WP HR S P ERA WHIP																	ERA WHIP															
Tom Hume, R ERA: 5.92 (1, 1)	1.1	18	7	5	3	1	0	0	0	0	0	0	0	10	10	0.00	1.200																
Bill Scherrer, L ERA: 5.07 (4, 1)	1.2	6	2	0	0	2	0	0	0	0	0	0	0	8	8	0.00	0.000																
John Franco, L ERA: 2.91 (5, 1)	2.0	6	0	0	0	1	0	0	0	0	0	0	0	8	8	0.00	0.000																
Ted Power, R ERA: 3.49 (8, 1)	1.1	L 7	2	1	1	2	1	0	0	0	0	0	0	10	14	6.75	2.250																



Batter	1	2	3	4	5	6	7	8	9	AB	R	H	RBI	BB	SO	LOB	TOP										
Gary Redus, R OBP: 0.357, SLG: 0.380 (1, 7)										5	0	0	0	0	2	5											
Duane Walker, L OBP: 0.411, SLG: 0.574 (1, 8) (7, 9)										4	3	3	0	1	1	0											
Dan Driessen, L OBP: 0.381, SLG: 0.410 (1, 3)										5	1	4	3	0	0	2											
Dave Parker, L OBP: 0.320, SLG: 0.387 Eric Davis, R OBP: 0.254, SLG: 0.407 (1, 9) (7, 8)										4	0	1	1	0	1	2											
Wayne Krenchicki, L OBP: 0.314, SLG: 0.461 (1, 5)										5	0	1	0	0	2	3											
Brad Gulden, L OBP: 0.256, SLG: 0.322 (1, 2)										5	0	2	0	0	1	3											
Ron Oester, S OBP: 0.262, SLG: 0.262 Bob Owchinko, L OBP: 0.231, SLG: 0.182 Nick Esasky, R OBP: 0.287, SLG: 0.348 (1, 4) (5, 1) (9, PH)										3	0	0	0	0	0	4											
Tom Foley, L OBP: 0.347, SLG: 0.425 (1, 6)										4	0	2	0	0	0	1											
Mario Soto, R OBP: 0.204, SLG: 0.306 Frank Pastore, R OBP: 0.040, SLG: 0.040 Tom Lawless, R OBP: 0.310, SLG: 0.313 (1, 1) (4, 1) (5, 4)										2	0	0	0	0	2	4											
Inning Stats	R: 0 E: 0 K: 1 S: 6	H: 1 LOB: 1 P: 6	R: 0 E: 0 K: 2 S: 9	H: 2 LOB: 2 BB: 0 P: 9	R: 1 E: 0 K: 2 S: 9	H: 2 LOB: 1 BB: 0 P: 9	R: 0 E: 1 K: 1 S: 7	H: 1 LOB: 2 BB: 0 P: 7	R: 1 E: 0 K: 1 S: 8	H: 3 LOB: 2 BB: 0 P: 8	R: 0 E: 0 K: 1 S: 5	H: 0 LOB: 0 BB: 0 P: 5	R: 0 E: 0 K: 1 S: 5	H: 1 LOB: 1 BB: 1 P: 9	R: 2 E: 0 K: 0 S: 6	H: 3 LOB: 1 BB: 0 P: 6	1B: 11 2B: 2 3B: 0 HR: 1	SF: 0 SAC: 0 DP: 1 HBP: 0	WP: 0 PB: 0 SB: 0 CS: 0	PA: 43							
PITCHER	IP	WLS	BF	H	R	ER	SO	BB	IBB	HBP	BLK	WP	HR	S	P	ERA	WHIP										
Dwight Gooden, R ERA: 2.84 Ed Lynch, R ERA: 4.0	(1, 1)	6.0	W	30	10	2	2	8	1	0	0	0	0	45	49	3.00	1.833										
(7, 1)	3.0	S	13	4	2	2	2	1	0	0	0	0	1	16	20	6.00	1.667										

Cincinnati Reds @ New York Mets
Shea Stadium, Flushing, NY
Sat Jul 07 1984, 7:05 PM EDT
Att: 35,004 - Unknown

AB	41
R	4
H	14
RBI	4
BB	2
SO	10
LOB	27



Batter	1	2	3	4	5	6	7	8	9	AB	R	H	RBI	BB	SO	LOB	BOTTOM										
Wally Backman, S OBP: 0.362, SLG: 0.325 (1, 4)										6	2	2	1	0	0	4											
Mookie Wilson, S OBP: 0.313, SLG: 0.386 Junior Ortiz, R OBP: 0.246, SLG: 0.250 (1, 8) (7, 2)										4	2	4	4	0	0	0											
Keith Hernandez, L OBP: 0.399, SLG: 0.440 (1, 3)										4	1	2	2	1	1	1											
Darryl Strawberry, L OBP: 0.353, SLG: 0.453 (1, 9) (7, 8)										4	2	2	4	1	1	2											
Hubie Brooks, R OBP: 0.370, SLG: 0.476 (1, 5)										5	1	1	0	0	0	5											
Danny Heep, L OBP: 0.356, SLG: 0.411 (1, 7)										4	2	3	1	1	0	0											
Mike Fitzgerald, R OBP: 0.287, SLG: 0.288 Ed Lynch, R OBP: 0.158, SLG: 0.158 (1, 2) (7, 1)										3	2	1	0	0	2	1											
Ron Gardenhire, R OBP: 0.266, SLG: 0.291 Rusty Staub, L OBP: 0.375, SLG: 0.353 José Oquendo, S OBP: 0.279, SLG: 0.246 (1, 6) (4, PH) (5, 6)										1	0	0	0	0	0	0											
Dwight Gooden, R OBP: 0.154, SLG: 0.139 Jerry Martin, R OBP: 0.105, SLG: 0.189 (1, 1) (6, PH) (7, 9)										1	1	0	2	1	0	1											
Inning Stats	R: 0 E: 0 K: 2 S: 8	H: 1 LOB: 0 BB: 0 P: 8	R: 0 E: 0 K: 1 S: 5	H: 0 LOB: 0 BB: 0 P: 5	R: 2 E: 0 K: 0 S: 4	H: 1 LOB: 1 BB: 1 P: 8	R: 7 E: 0 K: 1 S: 12	H: 7 LOB: 1 BB: 0 P: 13	R: 3 E: 0 K: 1 S: 8	H: 3 LOB: 3 BB: 3 P: 20	R: 0 E: 1 K: 2 S: 9	H: 2 LOB: 2 BB: 0 P: 9	R: 2 E: 1 K: 0 S: 6	H: 3 LOB: 1 BB: 0 P: 6	R: 0 E: 0 K: 1 S: 6	H: 1 LOB: 1 BB: 0 P: 6	1B: 14 2B: 2 3B: 0 HR: 2	SF: 1 SAC: 0 DP: 0 HBP: 1	WP: 0 PB: 0 SB: 1 CS: 0	PA: 47							
PITCHER	IP	WLS	BF	H	R	ER	SO	BB	IBB	HBP	BLK	WP	HR	S	P	ERA	WHIP										
Mario Soto, R ERA: 2.98 Frank Pastore, R ERA: 5.63 Bob Owchinko, L ERA: 4.9	(1, 1)	3.2	L	20	7	8	8	4	1	0	0	0	0	10	14	19.64	2.182										
(4, 1)	1.0		9	5	4	4	1	1	0	0	0	0	0	10	14	36.00	6.000										
(5, 1)	3.1		18	6	2	2	3	2	0	0	0	0	0	22	30	5.40	2.400										

Cincinnati Reds @ New York Mets
Shea Stadium, Flushing, NY
Sat Jul 07 1984, 7:05 PM EDT
Att: 35,004 - Unknown

AB	41
R	14
H	18
RBI	14
BB	4
SO	8
LOB	24



Batter	1	2	3	4	5	6	7	8	9	AB	R	H	RBI	BB	SO	LOB	TOP					
Cesar Cedeno, R OBP: 0.338, SLG: 0.463 (1, 8)	0-0 BB 1B	0-0 F9			0-3 K			0-0 E5 BB HR	0-3 K	5	1	1	0	0	2	3						
Tom Foley, L OBP: 0.345, SLG: 0.415 (1, 6)	4-0 BB		0-0 L3		0-0 3-1			0-3 K	0-0 F8	3	0	0	0	1	1	1						
Tony Perez, R OBP: 0.292, SLG: 0.354 (9, PH)	1-2 BB							0-3 K		1	0	0	0	0	0	1						
Dan Driessen, L OBP: 0.379, SLG: 0.403 (1, 3)	0-0 P2		0-0 4-3			0-3 K		4-0 BB HR		3	1	0	0	1	1	2						
Dave Parker, L OBP: 0.322, SLG: 0.398 (1, 9)	0-3 K		0-0 1B			0-3 K		0-0 BB HR		4	1	2	3	0	2	2						
Nick Esasky, R OBP: 0.286, SLG: 0.341 (1, 5)	0-3 K		0-0 5-3			0-3 K		4-0 BB		3	0	0	0	1	2	3						
Duane Walker, L OBP: 0.413, SLG: 0.568 (1, 7)		4-0 BB FC5-2 BB		0-3 K			0-3 K	0-0 BB		3	0	1	0	1	2	0						
Ron Oester, S OBP: 0.262, SLG: 0.261 (1, 4)		0-0 6-3		0-0 BB G6-4-3 1B			0-0 G3	0-0 F8		4	0	1	0	0	0	3						
Dann Bilardello, R OBP: 0.305, SLG: 0.293 (1, 2)										2	0	1	0	0	0	1						
Bill Scherrer, L OBP: 0.310, SLG: 0.455 (4, 1)										0	0	0	0	0	0	0						
Wayne Krenchicki, L OBP: 0.319, SLG: 0.455 (7, PH)										1	0	0	0	0	0	0						
Ted Power, R OBP: 0.319, SLG: 0.313 (7, 1)										0	0	0	0	0	0	0						
Tom Lawless, R OBP: 0.319, SLG: 0.313 (8, PH)										0	0	0	0	1	0	0						
Charlie Puleo, R OBP: 0.200, SLG: 0.400 (1, 1)										1	0	0	0	0	0	2						
Brad Gulden, L OBP: 0.252, SLG: 0.315 (4, 2)										3	0	0	0	0	2	1						
Inning Stats	R: 0 E: 0 K: 2 S: 8	H: 1 LOB: 2 BB: 1 P: 12	R: 0 E: 0 K: 0 S: 4	H: 1 LOB: 2 BB: 1 P: 8	R: 0 E: 0 K: 0 S: 4	H: 1 LOB: 1 BB: 0 P: 4	R: 0 E: 0 K: 1 S: 5	H: 1 LOB: 0 BB: 0 P: 5	R: 0 E: 0 K: 2 S: 7	H: 0 LOB: 0 BB: 0 P: 7	R: 0 E: 0 K: 3 S: 9	H: 0 LOB: 0 BB: 0 P: 9	R: 0 E: 0 K: 1 S: 5	H: 0 LOB: 0 BB: 0 P: 5	R: 3 E: 1 K: 1 S: 8	H: 2 LOB: 2 BB: 2 P: 16	R: 0 E: 0 K: 2 S: 7	H: 0 LOB: 1 BB: 1 P: 11	1B: 5 2B: 0 3B: 0 HR: 1	SF: 0 SAC: 0 DP: 1 HBP: 0	WP: 0 PB: 0 SB: 0 CS: 0	PA: 38
PITCHER	IP	WLS	BF	H	R	ER	SO	BB	IBB	HBP	BLK	WP	HR	S	P	ERA	WHIP					
Bruce Berenyi, R ERA: 4.74 (1, 1)	0.0	W	0	0	0	0	0	0	0	0	0	0	0	0	0	∞	∞					
Jesse Orosco, L ERA: 1.6 (8, 1)	1.1	S	5	0	0	0	2	1	0	0	0	0	0	8	12	0.00	0.750					

Cincinnati Reds @ New York Mets
Shea Stadium, Flushing, NY
Sun Jul 08 1984, 3:33 AM EDT
Att: 48,916 - Unknown

AB	33
R	3
H	6
RBI	3
BB	5
SO	12
LOB	19



Batter	1	2	3	4	5	6	7	8	9	AB	R	H	RBI	BB	SO	LOB	BOTTOM				
Wally Backman, S OBP: 0.366, SLG: 0.328 (1, 4)	0-0 F7			0-0 2B SF7 1B	4-0 BB		0-0 4-3			4	2	2	0	1	0	2					
Mookie Wilson, S OBP: 0.314, SLG: 0.396 (1, 8)	0-0 G3			0-0 1B SF7 2B	0-3 K			0-0 P4		5	2	2	1	0	1	2					
Danny Heep, L OBP: 0.368, SLG: 0.430 (1, 3)	0-0 BB 1B			0-0 2B SF7		0-0 6-3		4-0 BB 1B		3	2	2	2	1	0	0					
Darryl Strawberry, L OBP: 0.357, SLG: 0.457 (1, 9)	4-0 1B BB			0-0 1B SF7		0-0 1-4-3		0-0 F7		4	0	2	2	1	0	1					
George Foster, R OBP: 0.271, SLG: 0.399 (1, 7)	0-0 BB 1B			0-0 K SF7		0-3 K		0-0 1B		5	0	2	1	0	2	2					
Hubie Brooks, R OBP: 0.368, SLG: 0.469 (1, 5)	4-0 BB			0-0 F8		0-0 6-3		0-0 E6 BB 1B		4	0	0	0	1	0	2					
Ron Gardenhire, R OBP: 0.266, SLG: 0.290 (1, 6)	0-0 F8			0-0 F8		0-0 K 1B SF9 1B		0-0 F9		4	1	1	0	0	0	4					
Junior Ortiz, R OBP: 0.246, SLG: 0.250 (1, 2)				0-0 F8		0-0 4-3		0-0 F3		4	0	1	0	0	0	1					
Bruce Berenyi, R OBP: 0.077, SLG: 0.080 (1, 1)				0-0 4-3				0-0 SF9		3	0	1	1	0	0	0					
Jesse Orosco, R OBP: 0.667, SLG: 0.333 (8, 1)								0-0 1B		0	0	0	0	0	0	0					
Inning Stats	R: 1 E: 0 K: 0 S: 5	H: 2 LOB: 3 BB: 2 P: 13	R: 3 E: 0 K: 0 S: 7	H: 4 LOB: 1 BB: 0 P: 7	R: 0 E: 0 K: 0 S: 3	H: 0 LOB: 0 BB: 0 P: 3	R: 2 E: 0 K: 1 S: 8	H: 3 LOB: 1 BB: 0 P: 8	R: 1 E: 0 K: 1 S: 7	H: 2 LOB: 2 BB: 1 P: 11	R: 0 E: 0 K: 1 S: 5	H: 0 LOB: 0 BB: 0 P: 5	R: 0 E: 1 K: 0 S: 5	H: 1 LOB: 2 BB: 0 P: 5	R: 0 E: 0 K: 0 S: 4	H: 1 LOB: 2 BB: 1 P: 8	1B: 9 2B: 3 3B: 1 HR: 0	SF: 2 SAC: 0 DP: 0 HBP: 0	WP: 0 PB: 0 SB: 0 CS: 0	PA: 42	
PITCHER	IP	WLS	BF	H	R	ER	SO	BB	IBB	HBP	BLK	WP	HR	S	P	ERA	WHIP				
Charlie Puleo, R ERA: 5.73 (1, 1)	3.1	L	20	8	6	6	0	2	0	0	0	0	0	18	26	16.20	3.000				
Bill Scherrer, L ERA: 4.99 (4, 1)	2.2		12	3	1	1	3	1	0	0	0	0	0	17	21	3.38	1.500				
Ted Power, R ERA: 3.39 (7, 1)	2.0		10	2	0	0	0	1	0	0	0	0	0	9	13	0.00	1.500				

Cincinnati Reds @ New York Mets
Shea Stadium, Flushing, NY
Sun Jul 08 1984, 3:33 AM EDT
Att: 48,916 - Unknown

AB	36
R	7
H	13
RBI	7
BB	4
SO	3
LOB	14



Batter	1	2	3	4	5	6	7	8	9	AB	R	H	RBI	BB	SO	LOB	TOP					
Wally Backman, S OBP: 0.372, SLG: 0.346										4	2	2	0	0	0	0						
Mookie Wilson, S OBP: 0.311, SLG: 0.389 Danny Heep, L OBP: 0.355, SLG: 0.417										1	0	0	1	0	0	0						
Keith Hernandez, L OBP: 0.400, SLG: 0.436										3	1	1	0	1	2	0						
Darryl Strawberry, L OBP: 0.350, SLG: 0.450										4	0	0	0	0	2	1						
George Foster, R OBP: 0.282, SLG: 0.419										4	2	2	2	0	0	0						
Hubie Brooks, R OBP: 0.383, SLG: 0.461										4	0	1	1	0	1	0						
Mike Fitzgerald, R OBP: 0.295, SLG: 0.289										4	0	1	0	0	0	1						
Ron Gardenhire, R OBP: 0.264, SLG: 0.287										3	0	0	0	0	2	1						
Walt Terrell, L OBP: 0.136, SLG: 0.163 Doug Sisk, R OBP: 0.111, SLG: 0.111 Jesse Orosco, R OBP: 0.667, SLG: 0.333										3	0	0	0	0	1	0						
Inning Stats	R: 3 E: 0 K: 0 S: 6	H: 3 LOB: 1 BB: 1 P: 10	R: 0 E: 0 K: 1 S: 5	H: 0 LOB: 0 BB: 0 P: 5	R: 0 E: 0 K: 1 S: 5	H: 0 LOB: 0 BB: 0 P: 5	R: 0 E: 0 K: 1 S: 6	H: 1 LOB: 1 BB: 0 P: 6	R: 1 E: 0 K: 0 S: 4	H: 2 LOB: 0 BB: 0 P: 4	R: 1 E: 0 K: 2 S: 8	H: 1 LOB: 0 BB: 0 P: 8	R: 0 E: 0 K: 1 S: 5	H: 0 LOB: 0 BB: 0 P: 5	R: 0 E: 0 K: 2 S: 7	H: 0 LOB: 0 BB: 0 P: 7	R: 0 E: 0 K: 0 S: 3	H: 0 LOB: 0 BB: 0 P: 3	1B: 5 2B: 0 3B: 1 HR: 1	SF: 1 SAC: 0 DP: 0 HBP: 0	WP: 0 PB: 0 SB: 1 CS: 1	PA: 35
PITCHER	IP WLS BF H R ER SO BB IBB HBP BLK WP HR S P ERA WHIP																					
Pascual Perez, R ERA: 4.65	(1, 1) 5.0 L 21 6 4 4 3 1 0 0 0 0 0 0 26 30 7.20 1.400																					
Jeff Dedmon, R ERA: 4.17	(6, 1) 2.0 7 1 1 1 3 0 0 0 0 0 0 1 13 13 4.50 0.500																					
Steve Bedrosian, R ERA: 2.81	(8, 1) 2.0 6 0 0 0 2 0 0 0 0 0 0 0 10 10 0.00 0.000																					

New York Mets @ Atlanta Braves
Atlanta-Fulton County Stadium, Atlanta, GA
Fri Jul 13 1984, 7:05 PM EDT
Att: 29,949 - Unknown

AB	32
R	5
H	7
RBI	5
BB	1
SO	8
LOB	3





Batter	1	2	3	4	5	6	7	8	9	AB	R	H	RBI	BB	SO	LOB	BOTTOM			
Claudell Washington, L OBP: 0.416, SLG: 0.529										4	0	0	0	1	1	0				
Ken Oberkfell, L OBP: 0.350, SLG: 0.386										5	1	1	0	0	1	1				
Rafael Ramirez, R OBP: 0.328, SLG: 0.353										4	0	1	0	0	0	2				
Dale Murphy, R OBP: 0.367, SLG: 0.518										3	0	1	0	1	1	1				
Chris Chambliss, L OBP: 0.363, SLG: 0.391										4	1	2	1	0	0	2				
Gerald Perry, L OBP: 0.363, SLG: 0.349 Rufino Linares, R OBP: 0.250, SLG: 0.500										1	1	0	0	2	0	1				
Glenn Hubbard, R OBP: 0.365, SLG: 0.430										3	1	2	2	1	0	1				
Alex Trevino, R OBP: 0.313, SLG: 0.371										4	0	0	1	0	0	4				
Pascual Perez, R ERA: 4.65 Brad Komminsk, R ERA: 2.76, SLG: 0.325 Jeff Dedmon, L ERA: 4.17 Terry Harper, R OBP: 0.142, SLG: 0.217 Steve Bedrosian, R ERA: 2.81 Randy Johnson, R OBP: 0.301, SLG: 0.429										1	0	0	0	0	1	1				
Inning Stats	R: 0 E: 0 K: 1 S: 5	H: 0 LOB: 1 BB: 1 P: 9	R: 1 E: 0 K: 1 S: 7	H: 2 LOB: 1 BB: 0 P: 7	R: 0 E: 0 K: 0 S: 2	H: 2 LOB: 0 BB: 1 P: 6	R: 0 E: 0 K: 3 S: 9	H: 0 LOB: 0 BB: 0 P: 9	R: 0 E: 0 K: 0 S: 3	H: 0 LOB: 0 BB: 0 P: 3	R: 2 E: 0 K: 0 S: 4	H: 1 LOB: 0 BB: 1 P: 8	R: 1 E: 0 K: 1 S: 7	H: 2 LOB: 2 BB: 2 P: 15	R: 0 E: 0 K: 0 S: 3	H: 0 LOB: 0 BB: 0 P: 3	1B: 5 2B: 1 3B: 0 HR: 1	SF: 0 SAC: 0 DP: 1 HBP: 0	WP: 0 PB: 0 SB: 0 CS: 0	PA: 38
PITCHER	IP WLS BF H R ER SO BB IBB HBP BLK WP HR S P ERA WHIP																			
Walt Terrell, R ERA: 3.43	(1, 1) 7.0 W 28 5 3 3 5 3 0 0 0 0 0 0 1 35 47 3.86 1.143																			
Doug Sisk, R ERA: 1.06	(8, 1) 0.1 S 4 2 1 1 0 1 0 0 0 0 0 0 3 7 27.00 9.000																			
Jesse Orosco, L ERA: 1.89	(8, 1) 1.2 S 6 0 0 0 1 1 0 0 0 0 0 0 7 11 0.00 0.600																			

New York Mets @ Atlanta Braves
Atlanta-Fulton County Stadium, Atlanta, GA
Fri Jul 13 1984, 7:05 PM EDT
Att: 29,949 - Unknown

AB	33
R	4
H	7
RBI	4
BB	5
SO	6
LOB	15



Batter	1	2	3	4	5	6	7	8	9	AB	R	H	RBI	BB	SO	LOB	TOP					
Wally Backman, S (1, 4) OBP: 0.366, SLG: 0.339	4-3	G4-6-3			4-3		F7		F9	5	0	0	0	0	0	2	<p>New York Mets @ Atlanta Braves Atlanta-Fulton County Stadium, Atlanta, GA</p> <p>Sat Jul 14 1984, 7:05 PM EDT Att: 41,138 - Unknown</p> <p>livebaseballscorecards.com</p> <p>AB 39 R 7 H 15 RBI 6 BB 2 SO 3 LOB 14</p> 					
Danny Heep, L (1, 9) OBP: 0.365, SLG: 0.426	2B		F7		BB		HR		F8	5	3	3	0	0	0	0						
Keith Hernandez, L (1, 3) OBP: 0.406, SLG: 0.454	1B		F9		FC5		HR		1B	4	3	3	3	1	0	0						
Darryl Strawberry, L (1, 8) OBP: 0.354, SLG: 0.450	F7						3-1		E9	4	0	2	1	1	0	1						
George Foster, R (1, 7) OBP: 0.281, SLG: 0.416	1B		F8		FC5				K	5	0	1	1	0	2	4						
Hubie Brooks, R (1, 5) OBP: 0.388, SLG: 0.465		1B								4	1	3	0	0	0	0						
Ron Gardenhire, R (1, 6) OBP: 0.269, SLG: 0.298		1B	G6-4-3							4	0	2	0	0	0	1						
Junior Ortiz, R (1, 2) OBP: 0.246, SLG: 0.250		1B	6-3						FC6-2	4	0	1	1	0	0	2						
Bruce Berenyi, R (1, 1) OBP: 0.069, SLG: 0.071					F7					3	0	0	0	0	1	2						
Rusty Staub, L (8, PH) OBP: 0.381, SLG: 0.389							5-3		FC3-6	1	0	0	0	0	0	2						
Tom Gorman, L (8, 1)										0	0	0	0	0	0	0						
Inning Stats	R: 2 E: 0 K: 0 S: 5	H: 3 LOB: 1 BB: 0 P: 5	R: 1 E: 0 K: 1 S: 7	H: 3 LOB: 1 BB: 0 P: 7	R: 0 E: 0 K: 0 S: 3	H: 0 LOB: 1 BB: 1 P: 7	R: 0 E: 0 K: 0 S: 3	H: 1 LOB: 0 BB: 0 P: 3	R: 1 E: 0 K: 0 S: 5	H: 2 LOB: 2 BB: 1 P: 9	R: 0 E: 0 K: 0 S: 3	H: 0 LOB: 0 BB: 0 P: 3	R: 2 E: 0 K: 0 S: 5	H: 2 LOB: 0 BB: 0 P: 5	R: 0 E: 0 K: 1 S: 7	H: 2 LOB: 1 BB: 0 P: 7	R: 1 E: 1 K: 1 S: 7	H: 2 LOB: 1 BB: 0 P: 7	1B: 12 2B: 2 3B: 0 HR: 1	SF: 0 SAC: 0 DP: 2 HBP: 0	WP: 0 PB: 0 CS: 0	PA: 41
PITCHER	IP WLS BF H R ER SO BB IBB HBP BLK WP HR S P ERA WHIP																					
Craig McMurtry, R (1, 1) ERA: 4.53	4.2 L 22 9 4 4 1 2 0 0 0 0 0 0 22 30 7.71 2.357																					
Jeff Dedmon, R (5, 1) ERA: 4.14	0.1 1 0 0 0 0 0 0 0 0 0 0 0 1 1 0.00 0.000																					
Gene Garber, R (6, 1) ERA: 4.1	3.0 13 4 2 2 1 0 0 0 0 0 0 1 15 15 6.00 1.333																					
Pete Falcone, L (9, 1) ERA: 4.34	1.0 5 2 1 0 1 0 0 0 0 0 0 0 7 7 0.00 2.000																					

Batter	1	2	3	4	5	6	7	8	9	AB	R	H	RBI	BB	SO	LOB	BOTTOM					
Rafael Ramirez, R (1, 6) OBP: 0.324, SLG: 0.349	F8		6-3			F8		F9		4	0	0	0	0	0	0	<p>New York Mets @ Atlanta Braves Atlanta-Fulton County Stadium, Atlanta, GA</p> <p>Sat Jul 14 1984, 7:05 PM EDT Att: 41,138 - Unknown</p> <p>livebaseballscorecards.com</p> <p>AB 28 R 0 H 2 RBI 0 BB 4 SO 3 LOB 9</p> 					
Ken Oberkfell, L (1, 5) OBP: 0.345, SLG: 0.380	K		F7			6-3		4-3		4	0	0	0	0	1	0						
Claudell Washington, L (1, 9) OBP: 0.413, SLG: 0.524	F3				3-1		1B		F7	4	0	1	0	0	0	0						
Dale Murphy, R (1, 8) OBP: 0.363, SLG: 0.512		5-3				4-3			F4	4	0	0	0	0	1	1						
Chris Chambliss, L (1, 3) OBP: 0.368, SLG: 0.392									F9	2	0	1	0	2	0	0						
Terry Harper, R (1, 7) OBP: 0.209, SLG: 0.209										3	0	0	0	0	0	3						
Glenn Hubbard, R (1, 4) OBP: 0.364, SLG: 0.427										2	0	0	0	1	1	1						
Alex Trevino, R (1, 2) OBP: 0.313, SLG: 0.367										2	0	0	0	1	0	3						
Craig McMurtry, R (1, 1) OBP: 0.176, SLG: 0.188										1	0	0	0	0	0	0						
Jeff Dedmon, L (5, 1) OBP: 0.273, SLG: 0.322										0	0	0	0	0	0	0						
Brad Komminsk, R (5, PH) OBP: 0.343, SLG: 0.411										1	0	0	0	0	0	1						
Gene Garber, R (8, 1) OBP: 0.324, SLG: 0.324										0	0	0	0	0	0	0						
Alben Hall, S (8, PH) OBP: 0.324, SLG: 0.294										1	0	0	0	0	0	0						
Pete Falcone, L (9, 1) OBP: 0.326, SLG: 0.290										0	0	0	0	0	0	0						
Inning Stats	R: 0 E: 0 K: 1 S: 5	H: 0 LOB: 0 BB: 0 P: 5	R: 0 E: 0 K: 0 S: 4	H: 1 LOB: 2 BB: 1 P: 8	R: 0 E: 0 K: 0 S: 3	H: 0 LOB: 0 BB: 0 P: 3	R: 0 E: 0 K: 1 S: 5	H: 0 LOB: 1 BB: 1 P: 9	R: 0 E: 0 K: 0 S: 2	H: 0 LOB: 0 BB: 1 P: 6	R: 0 E: 0 K: 0 S: 4	H: 1 LOB: 1 BB: 0 P: 4	R: 0 E: 0 K: 1 S: 5	H: 0 LOB: 0 BB: 0 P: 9	R: 0 E: 0 K: 0 S: 3	R: 0 E: 0 K: 1 S: 7	H: 0 LOB: 0 BB: 0 P: 3	R: 0 E: 0 K: 0 S: 3	1B: 2 2B: 0 3B: 0 HR: 0	SF: 0 SAC: 0 DP: 1 HBP: 0	WP: 0 PB: 0 CS: 0	PA: 32
PITCHER	IP WLS BF H R ER SO BB IBB HBP BLK WP HR S P ERA WHIP																					
Bruce Berenyi, R (1, 1) ERA: 4.36	7.0 W 26 2 0 0 0 4 0 0 0 0 0 0 28 44 0.00 0.857																					
Tom Gorman, L (8, 1) ERA: 2.59	2.0 6 0 0 0 0 0 0 0 0 0 0 0 6 6 0.00 0.000																					

Batter	1	2	3	4	5	6	7	8	9	AB	R	H	RBI	BB	SO	LOB	TOP								
Wally Backman, S (1,4) OBP: 0.363, SLG: 0.333	1-3		BB	BB	1-3	4-3			K	4	0	0	0	1	1	2									
Mookie Wilson, S (1,8) OBP: 0.397, SLG: 0.385	4-3		F8		F7		F8			4	0	0	0	0	0	1									
Keith Hernandez, L (1,3) OBP: 0.407, SLG: 0.453	6-3		BB		BB		6-3			3	0	1	0	1	0	0									
Darryl Strawberry, L (1,9) OBP: 0.353, SLG: 0.458		HR	K		K		F7			4	1	1	1	0	2	3									
Danny Heep, L (1,7) OBP: 0.361, SLG: 0.419	F7				F7	SH5-4	1B		K	4	1	1	0	0	1	0									
Hubie Brooks, R (1,5) OBP: 0.397, SLG: 0.462	E3				4-3	SH5-4	1B		F8	4	1	1	0	0	0	0									
Mike Fitzgerald, R (1,2) OBP: 0.296, SLG: 0.290	1-3				1B	SH5-4			6-3	3	0	1	0	0	0	1									
Ron Gardenhire, R (1,6) OBP: 0.271, SLG: 0.300										2	0	1	0	0	1	1									
Ron Hodges, L (6, PH) OBP: 0.336, SLG: 0.246									6-3	1	0	1	2	0	0	0									
Rafael Santana, R (6, PR) OBP: 0.366, SLG: 0.462	K				1B	SH1-3				1	0	0	0	0	0	0									
Dwight Gooden, R (1,1) OBP: 0.146, SLG: 0.132										2	0	0	0	0	0	2									
Brent Gaff, R (8,1) OBP: 0.372, SLG: 0.378			4-3		F3	SH1-3			F8	0	0	0	0	0	0	0									
Rusty Staub, L (9, PH) OBP: 0.372, SLG: 0.378										1	0	0	0	0	0	0									
Inning Stats	R: 0 E: 0 K: 0 S: 3	H: 0 LOB: 0 BB: 0 P: 3	R: 1 E: 1 K: 1 S: 7	H: 1 LOB: 1 BB: 0 P: 7	R: 0 E: 0 K: 1 S: 5	H: 0 LOB: 2 BB: 2 P: 13	R: 0 E: 0 K: 0 S: 5	H: 2 LOB: 2 BB: 0 P: 5	R: 0 E: 0 K: 1 S: 6	H: 1 LOB: 1 BB: 0 P: 6	R: 2 E: 0 K: 0 S: 6	H: 3 LOB: 2 BB: 0 P: 6	R: 0 E: 0 K: 0 S: 3	H: 0 LOB: 0 BB: 0 P: 3	R: 0 E: 0 K: 1 S: 5	H: 0 LOB: 0 BB: 0 P: 5	R: 0 E: 0 K: 1 S: 5	H: 0 LOB: 0 BB: 0 P: 5	1B: 6 2B: 0 3B: 0 HR: 1	SF: 0 SAC: 2 DP: 0 HBP: 0	WP: 0 PB: 0 SB: 1 CS: 0	PA: 37			
PITCHER	IP	WLS	BF	H	R	ER	SO	BB	IBB	HBP	BLK	WP	HR	S	P	ERA	WHIP								
Len Barker, R (1,1) ERA: 4.12	5.1		25	6	3	3	3	2	0	0	0	0	1	29	37	5.06	1.500								
Donnie Moore, R (6,1) ERA: 2.19	1.2	W	6	1	0	0	0	0	0	0	0	0	0	6	6	0.00	0.600								
Steve Bedrosian, R (8,1) ERA: 2.72	2.0	S	6	0	0	0	2	0	0	0	0	0	0	10	10	0.00	0.000								

New York Mets @ Atlanta Braves
Atlanta-Fulton County Stadium, Atlanta, GA
Sun Jul 15 1984, 3:33 AM EDT
Att: 21,447 - Unknown

AB 33
R 3
H 7
RBI 3
BB 2
SO 5
LOB 10



Batter	1	2	3	4	5	6	7	8	9	AB	R	H	RBI	BB	SO	LOB	BOTTOM								
Rafael Ramirez, R (1,6) OBP: 0.325, SLG: 0.347	K		2B		6-3		FC	BB	E4	4	2	1	1	1	1	1									
Ken Oberkfell, L (1,5) OBP: 0.342, SLG: 0.375	5-3		K		K		FC	BB	SF7	3	0	0	1	1	2	1									
Claudell Washington, L (1,9) OBP: 0.420, SLG: 0.543	HR		1H		FC5-4		FC	BB	3H	3	1	2	3	2	0	2									
Dale Murphy, R (1,8) OBP: 0.359, SLG: 0.504	K		K		FC5-4		K		K	5	0	0	0	0	4	7									
Chris Chambliss, L (1,3) OBP: 0.373, SLG: 0.406										3	1	2	2	1	0	0									
Steve Bedrosian, R (8,1) OBP: 0.167, SLG: 0.167		HR			BB					0	0	0	0	0	0	0									
Terry Harper, R (1,7) OBP: 0.200, SLG: 0.200	F9		K		K		F9		1-3	4	0	0	0	0	1	2									
Glenn Hubbard, R (1,4) OBP: 0.363, SLG: 0.423					F9					3	0	0	0	1	1	0									
Jerry Royster, R (6, PR) OBP: 0.286, SLG: 0.308	F8				F9		K		1B	0	1	0	0	0	0	0									
Bruce Benedict, R (1,2) OBP: 0.294, SLG: 0.285					F9				WP	3	1	1	0	1	0	0									
Len Barker, R (1,1) OBP: 0.184, SLG: 0.063									E	2	0	0	0	0	2	1									
Donnie Moore, L (6,1) OBP: 0.305, SLG: 0.308									BB	0	0	0	0	0	0	0									
Gerald Perry, L (7, PH) OBP: 0.368, SLG: 0.349	K				K		BB	BB	SF7	0	2	0	0	2	0	0									
Inning Stats	R: 1 E: 0 K: 2 S: 8	H: 1 LOB: 0 BB: 0 P: 8	R: 1 E: 0 K: 1 S: 6	H: 1 LOB: 1 BB: 1 P: 10	R: 1 E: 0 K: 3 S: 10	H: 1 LOB: 2 BB: 2 P: 18	R: 0 E: 0 K: 1 S: 5	H: 0 LOB: 0 BB: 0 P: 5	R: 0 E: 0 K: 1 S: 5	H: 0 LOB: 0 BB: 0 P: 5	R: 2 E: 0 K: 1 S: 7	H: 2 LOB: 2 BB: 2 P: 15	R: 3 E: 1 K: 1 S: 7	H: 1 LOB: 3 BB: 3 P: 19	1B: 3 2B: 1 3B: 0 HR: 2	SF: 1 SAC: 0 DP: 0 HBP: 0	WP: 1 PB: 0 SB: 1 CS: 0	PA: 40							
PITCHER	IP	WLS	BF	H	R	ER	SO	BB	IBB	HBP	BLK	WP	HR	S	P	ERA	WHIP								
Dwight Gooden, R (1,1) ERA: 3.05	7.0	L	32	5	5	5	10	6	0	0	0	0	2	46	70	6.43	1.571								
Brent Gaff, R (8,1) ERA: 2.75	1.0		8	1	3	1	1	2	1	0	0	1	0	7	19	9.00	3.000								

New York Mets @ Atlanta Braves
Atlanta-Fulton County Stadium, Atlanta, GA
Sun Jul 15 1984, 3:33 AM EDT
Att: 21,447 - Unknown

AB 30
R 8
H 6
RBI 7
BB 9
SO 11
LOB 14



Batter	1	2	3	4	5	6	7	8	9	AB	R	H	RBI	BB	SO	LOB	TOP										
Wally Backman, S (1,4) Kelvin Chapman, R (7,4) OBP: 0.368, SLG: 0.340 OBP: 0.400, SLG: 0.379										4	2	3	1	0	0	2	New York Mets @ Houston Astros Astrodome, Houston, TX Mon Jul 16 1984, 8:05 PM EDT Att: 11,079 - Unknown										
Mookie Wilson, S (1,8) Danny Heep, L (8,PH) OBP: 0.364, SLG: 0.439										4	0	1	1	0	0	2											
Keith Hernandez, L (1,3) OBP: 0.408, SLG: 0.453										4	3	1	1	2	0	2											
Darryl Strawberry, L (1,9) OBP: 0.356, SLG: 0.471										5	2	3	2	0	0	2											
George Foster, R (1,7) OBP: 0.289, SLG: 0.425										5	1	4	3	0	1	1											
Hubie Brooks, R (1,5) OBP: 0.397, SLG: 0.461										5	2	2	1	0	1	4											
Mike Fitzgerald, R (1,2) OBP: 0.304, SLG: 0.305										5	1	3	3	0	0	0											
Ron Gardenhire, R (1,6) OBP: 0.280, SLG: 0.310										4	1	2	1	1	0	2											
Sid Fernandez, L (1,1) Ed Lynch, R (8,1) OBP: 0.333, SLG: 0.333 OBP: 0.150, SLG: 0.150										3	0	1	0	0	1	2											
Inning Stats	R: 2 E: 0 K: 0 S: 6	H: 3 LOB: 1 BB: 0 P: 6	R: 0 E: 0 K: 0 S: 3	H: 0 LOB: 0 BB: 0 P: 3	R: 0 E: 0 K: 0 S: 3	H: 1 LOB: 1 BB: 1 P: 7	R: 0 E: 0 K: 0 S: 3	H: 1 LOB: 0 BB: 0 P: 3	R: 3 E: 0 K: 1 S: 9	H: 4 LOB: 1 BB: 0 P: 9	R: 1 E: 0 K: 1 S: 6	H: 2 LOB: 1 BB: 1 P: 10	R: 4 E: 0 K: 0 S: 8	H: 6 LOB: 2 BB: 0 P: 8	R: 3 E: 0 K: 1 S: 9	H: 4 LOB: 2 BB: 1 P: 13		R: 0 E: 0 K: 2 S: 8	H: 1 LOB: 1 BB: 0 P: 8	1B: 14 2B: 5 3B: 3 HR: 0	SF: 0 SAC: 1 DP: 2 HBP: 0	WP: 1 PB: 0 SB: 2 CS: 0	PA: 48				
PITCHER	IP WLS BF H R ER SO BB IBB HBP BLK WP HR S P ERA WHIP	5.0 L 23 9 5 5 1 1 0 0 0 0 0 0 24 28 9.00 2.000	1.2 11 6 5 5 1 1 0 0 0 1 0 12 16 27.00 4.200	1.1 10 6 3 3 1 1 0 0 0 0 0 0 11 15 20.25 5.250	1.0 4 1 0 0 2 0 0 0 0 0 0 0 8 8 0.00 1.000											PITCHER	IP WLS BF H R ER SO BB IBB HBP BLK WP HR S P ERA WHIP										

Batter	1	2	3	4	5	6	7	8	9	AB	R	H	RBI	BB	SO	LOB	BOTTOM								
Bill Doran, S (1,4) OBP: 0.350, SLG: 0.351										5	0	0	0	0	0	4	New York Mets @ Houston Astros Astrodome, Houston, TX Mon Jul 16 1984, 8:05 PM EDT Att: 11,079 - Unknown								
Craig Reynolds, L (1,6) OBP: 0.287, SLG: 0.386										4	1	1	0	0	0	0									
Phil Garner, R (1,5) OBP: 0.323, SLG: 0.320										4	0	0	0	0	3	1									
Jose Cruz, L (1,7) OBP: 0.364, SLG: 0.431										4	1	2	0	0	1	1									
Enos Cabell, R (1,3) OBP: 0.346, SLG: 0.410										4	0	2	0	0	0	1									
Kevin Bass, S (1,8) Joe Sambito, L (7,1) OBP: 0.281, SLG: 0.315 OBP: 0.258, SLG: 0.287										3	0	2	0	0	1	1									
Jerry Mumphrey, S (8,PH) Julio Solano, R (9,1) OBP: 0.244, SLG: 0.383 OBP: 0.214, SLG: 0.083										0	0	0	0	0	0	0									
Terry Puhl, L (1,9) OBP: 0.387, SLG: 0.430										4	0	0	0	0	0	4									
Mark Bailey, S (1,2) OBP: 0.309, SLG: 0.361										3	1	2	1	1	0	1									
Mike Scott, R (1,1) Ray Knight, R (5,PH) Vern Riffe, R (6,1) Denny Walling, L (7,8) OBP: 0.194, SLG: 0.200 OBP: 0.258, SLG: 0.287 OBP: 0.214, SLG: 0.083 OBP: 0.298, SLG: 0.347										1	0	0	0	0	1	0									
Inning Stats	R: 0 E: 0 K: 1 S: 5	H: 0 LOB: 0 BB: 0 P: 5	R: 0 E: 0 K: 0 S: 4	H: 1 LOB: 1 BB: 0 P: 4	R: 1 E: 0 K: 1 S: 6	H: 1 LOB: 0 BB: 0 P: 6	R: 0 E: 0 K: 1 S: 5	H: 1 LOB: 0 BB: 0 P: 5	R: 0 E: 0 K: 2 S: 9	H: 2 LOB: 1 BB: 0 P: 9	R: 0 E: 0 K: 1 S: 6	H: 1 LOB: 1 BB: 0 P: 6	R: 1 E: 0 K: 1 S: 8	H: 3 LOB: 2 BB: 0 P: 8	R: 0 E: 0 K: 0 S: 2	H: 0 LOB: 0 BB: 1 P: 6		1B: 9 2B: 2 3B: 0 HR: 1	SF: 0 SAC: 0 DP: 2 HBP: 0	WP: 0 PB: 0 SB: 1 CS: 0	PA: 37				
PITCHER	IP WLS BF H R ER SO BB IBB HBP BLK WP HR S P ERA WHIP	7.0 W 28 8 2 2 6 1 0 0 0 1 0 40 40 2.57 1.143	2.0 9 3 1 1 1 1 0 0 0 0 0 0 10 14 4.50 2.000											PITCHER	IP WLS BF H R ER SO BB IBB HBP BLK WP HR S P ERA WHIP										

Batter	1	2	3	4	5	6	7	8	9	AB	R	H	RBI	BB	SO	LOB	TOP										
Wally Backman, S (1, 4) OBP: 0.366, SLG: 0.338 Kelvin Chapman, R (9, PH) OBP: 0.408, SLG: 0.379 (9, 4)	F3		F5				4-3		FC S BB	4	0	1	0	0	0	0	0 0 0 0 1 0 0 0										
Danny Heep, L (1, 9) OBP: 0.365, SLG: 0.432	K				F7		WP S BB		K	4	0	1	0	1	2	3	4 0 1 0 1 2 3										
Keith Hernandez, L (1, 3) OBP: 0.406, SLG: 0.447			F8				K		FC	4	0	0	1	1	2	4	4 0 0 1 1 2 4										
Darryl Strawberry, L (1, 8) OBP: 0.354, SLG: 0.464	F8				F3		4-3		K	4	0	0	0	1	1	4	4 0 0 0 1 1 4										
George Foster, R (1, 7) OBP: 0.291, SLG: 0.425		6-3							F3	5	1	2	0	0	1	2	5 1 2 0 0 1 2										
Hubie Brooks, R (1, 5) OBP: 0.372, SLG: 0.463					E7					3	0	2	0	1	1	1	3 0 2 0 1 1 1										
Mike Fitzgerald, R (1, 2) OBP: 0.308, SLG: 0.309					5-3					4	0	2	0	0	0	2	4 0 2 0 0 0 2										
Ron Gardenhire, R (1, 6) OBP: 0.281, SLG: 0.306 Rusty Staub, L (9, PH) OBP: 0.394, SLG: 0.368 Rafael Santana, R (8, 6)					5-3					2	0	0	0	1	0	2	2 0 0 0 1 0 2										
Ron Darling, R (1, 1) OBP: 0.119, SLG: 0.125 Mookie Wilson, S (9, PH) OBP: 0.309, SLG: 0.397 Doug Sisk, R (9, 1) OBP: 0.111, SLG: 0.111			F8				K		F3	3	0	0	0	0	1	3	3 0 0 0 0 1 3										
Inning Stats	R: 0 E: 0 K: 1 S: 5	H: 0 LOB: 1 BB: 1 P: 9	R: 0 E: 0 K: 0 S: 3	H: 0 LOB: 1 BB: 1 P: 7	R: 0 E: 0 K: 0 S: 4	H: 1 LOB: 1 BB: 0 P: 4	R: 1 E: 1 K: 0 S: 5	H: 2 LOB: 1 BB: 0 P: 5	R: 0 E: 0 K: 2 S: 8	H: 1 LOB: 1 BB: 2 P: 8	R: 0 E: 0 K: 1 S: 6	H: 2 LOB: 3 BB: 2 P: 14	R: 0 E: 0 K: 1 S: 5	H: 0 LOB: 1 BB: 1 P: 9	R: 0 E: 0 K: 0 S: 4	H: 2 LOB: 2 BB: 1 P: 4	R: 1 E: 0 K: 3 S: 11	H: 1 LOB: 2 BB: 1 P: 15	1B: 8 2B: 1 3B: 1 HR: 0	SF: 0 SAC: 0 DP: 1 HBP: 0	WP: 1 PB: 0 CS: 3	PA: 41					
PITCHER	IP	WLS	BF	H	R	ER	SO	BB	IBB	HBP	BLK	WP	HR	S	P	ERA	WHIP										
Joe Niekro, R (1, 1) ERA: 2.86	7.0		31	6	1	0	5	5	0	0	0	1	0	36	56	0.00	1.571										
Dave Smith, R (8, 1) ERA: 2.09	1.0		5	3	1	1	0	0	0	0	0	0	0	5	5	9.00	3.000										
Frank DiPino, L (9, 1) ERA: 3.32	1.0	W	5	0	0	0	3	1	0	0	0	0	0	10	14	0.00	1.000										

New York Mets @ Houston Astros
Astrodome, Houston, TX
Tue Jul 17 1984, 8:05 PM EDT
Att: 12,448 - Unknown

AB 35
R 2
H 9
RBI 1
BB 6
SO 8
LOB 23



Batter	1	2	3	4	5	6	7	8	9	AB	R	H	RBI	BB	SO	LOB	BOTTOM										
Bill Doran, S (1, 4) OBP: 0.346, SLG: 0.346	4-3	FC6-4					F7			4	0	0	0	0	0	2	4 0 0 0 0 0 2										
Craig Reynolds, L (1, 6) OBP: 0.287, SLG: 0.384									F8	4	1	1	0	0	0	2	4 1 1 0 0 0 2										
Denny Walling, L (1, 5) OBP: 0.297, SLG: 0.343	E6								1-3	4	0	1	0	0	1	1	4 0 1 0 0 1 1										
Jose Cruz, L (1, 7) OBP: 0.366, SLG: 0.431							F8			3	0	1	1	1	1	1	3 0 1 1 1 1 1										
Jerry Mumphrey, S (1, 8) OBP: 0.346, SLG: 0.385	K									4	0	2	0	0	2	3	4 0 2 0 0 2 3										
Enos Cabell, R (1, 3) OBP: 0.341, SLG: 0.403	F9		FC6-4				F6			4	0	0	0	0	0	4	4 0 0 0 0 0 4										
Terry Puhl, L (1, 9) OBP: 0.373, SLG: 0.433							4-3			3	1	2	0	1	0	1	3 1 2 0 1 0 1										
Mark Bailey, S (1, 2) OBP: 0.308, SLG: 0.374							F7			4	1	1	2	0	1	2	4 1 1 2 0 1 2										
Joe Niekro, R (1, 1) OBP: 0.167, SLG: 0.149 Kevin Bass, S (7, PH) OBP: 0.260, SLG: 0.313 Dave Smith, R (8, 1) Frank DiPino, L (9, 1) Phil Garner, R (9, 5) OBP: 0.323, SLG: 0.320		FC6					1-3			2	0	0	0	0	0	0	2 0 0 0 0 0 1										
Inning Stats	R: 1 E: 1 K: 1 S: 8	H: 2 LOB: 2 BB: 0 P: 8	R: 0 E: 1 K: 1 S: 7	H: 1 LOB: 2 BB: 0 P: 7	R: 0 E: 0 K: 2 S: 8	H: 1 LOB: 1 BB: 0 P: 8	R: 0 E: 0 K: 0 S: 3	H: 1 LOB: 0 BB: 0 P: 3	R: 0 E: 0 K: 0 S: 3	H: 1 LOB: 0 BB: 0 P: 3	R: 0 E: 0 K: 1 S: 5	H: 0 LOB: 0 BB: 1 P: 9	R: 0 E: 0 K: 0 S: 2	H: 1 LOB: 1 BB: 1 P: 6	1B: 7 2B: 0 3B: 0 HR: 1	SF: 0 SAC: 0 DP: 0 HBP: 0	WP: 0 PB: 0 CS: 2	PA: 35									
PITCHER	IP	WLS	BF	H	R	ER	SO	BB	IBB	HBP	BLK	WP	HR	S	P	ERA	WHIP										
Ron Darling, R (1, 1) ERA: 3.18	8.0		32	7	1	0	5	1	0	0	0	0	0	41	45	0.00	1.000										
Doug Sisk, R (9, 1) ERA: 1.36	0.1	L	3	1	2	2	0	1	0	0	0	0	1	2	6	54.00	6.000										

New York Mets @ Houston Astros
Astrodome, Houston, TX
Tue Jul 17 1984, 8:05 PM EDT
Att: 12,448 - Unknown

AB 33
R 3
H 8
RBI 3
BB 2
SO 5
LOB 17



Batter	1	2	3	4	5	6	7	8	9	AB	R	H	RBI	BB	SO	LOB	TOP		
Wally Backman, S (1,4) OBP: 0.368, SLG: 0.336	4-3 S BB		0-0 6-3		0-0 5-3		4-0 S BB			2	0	0	0	2	0	1			
Danny Heep, L (1,9) OBP: 0.354, SLG: 0.417	0-0 6-3		0-0 F7		0-0 E1 HR		0-0 F7			4	1	0	0	0	0	2			
Keith Hernandez, L (1,3) OBP: 0.407, SLG: 0.456	0-0 4-3			4-0 FC4-6 BB	0-0 1-H HR		0-0 F7			3	1	1	2	1	0	1			
Darryl Strawberry, L (1,8) OBP: 0.350, SLG: 0.488	0-0 F6			0-0 FC4-6 S 1-2	0-3 K		0-0 F3			4	0	0	0	0	1	2			
George Foster, R (1,7) OBP: 0.287, SLG: 0.419		0-0 F4		0-3 K		0-3 K		0-0 5-3		4	0	0	0	0	2	1			
Hubie Brooks, R (1,5) OBP: 0.370, SLG: 0.458		0-0 4-3		4-0 FC5-4 BB		0-0 F9		0-0 F9		3	0	0	0	1	0	0			
Mike Fitzgerald, R (1,2) OBP: 0.307, SLG: 0.313		0-0 2B		0-0 FC5-4 S 1-2		0-3 K		0-0 6-3		4	0	1	0	0	1	2			
Ron Gardenhire, R (1,6) OBP: 0.280, SLG: 0.305		0-3 K			0-0 S E 1B		0-0 F7		0-0 F3	4	1	1	0	0	1	1			
Walt Terrell, L (1,1) OBP: 0.128, SLG: 0.152			0-3 K		0-3 K		0-0 F7			3	0	0	0	0	2	1			
Jesse Orosco, R (7,1) OBP: 0.667, SLG: 0.333					1-2 K		0-0 F7			0	0	0	0	0	0	0			
Inning Stats	R: 0 E: 0 K: 0 S: 3	H: 0 LOB: 1 BB: 1 P: 7	R: 0 E: 0 K: 1 S: 6	H: 1 LOB: 1 BB: 0 P: 6	R: 0 E: 0 K: 1 S: 5	H: 0 LOB: 0 BB: 0 P: 5	R: 0 E: 0 K: 1 S: 5	H: 0 LOB: 2 BB: 2 P: 13	R: 3 E: 1 K: 2 S: 10	H: 2 LOB: 0 BB: 0 P: 10	R: 0 E: 0 K: 0 S: 7	H: 0 LOB: 1 BB: 1 P: 7	R: 0 E: 0 K: 0 S: 3	H: 0 LOB: 0 BB: 0 P: 3	R: 0 E: 0 K: 0 S: 3	H: 0 LOB: 0 BB: 0 P: 3	1B: 1 2B: 1 3B: 0 HR: 1	SF: 0 SAC: 0 DP: 0 HBP: 0	WP: 0 PA: 35 PB: 0 SB: 4 CS: 0
PITCHER	IP WLS BF H R ER SO BB IBB HBP BLK WP HR S P ERA WHIP	IP WLS BF H R ER SO BB IBB HBP BLK WP HR S P ERA WHIP	IP WLS BF H R ER SO BB IBB HBP BLK WP HR S P ERA WHIP	IP WLS BF H R ER SO BB IBB HBP BLK WP HR S P ERA WHIP	IP WLS BF H R ER SO BB IBB HBP BLK WP HR S P ERA WHIP	IP WLS BF H R ER SO BB IBB HBP BLK WP HR S P ERA WHIP	IP WLS BF H R ER SO BB IBB HBP BLK WP HR S P ERA WHIP	IP WLS BF H R ER SO BB IBB HBP BLK WP HR S P ERA WHIP	IP WLS BF H R ER SO BB IBB HBP BLK WP HR S P ERA WHIP	IP WLS BF H R ER SO BB IBB HBP BLK WP HR S P ERA WHIP	IP WLS BF H R ER SO BB IBB HBP BLK WP HR S P ERA WHIP	IP WLS BF H R ER SO BB IBB HBP BLK WP HR S P ERA WHIP	IP WLS BF H R ER SO BB IBB HBP BLK WP HR S P ERA WHIP	IP WLS BF H R ER SO BB IBB HBP BLK WP HR S P ERA WHIP	IP WLS BF H R ER SO BB IBB HBP BLK WP HR S P ERA WHIP	IP WLS BF H R ER SO BB IBB HBP BLK WP HR S P ERA WHIP	IP WLS BF H R ER SO BB IBB HBP BLK WP HR S P ERA WHIP	IP WLS BF H R ER SO BB IBB HBP BLK WP HR S P ERA WHIP	
Nolan Ryan, R (1,1) ERA: 3.02	7.0 L 29 3 3 0 7 4 0 0 0 0 1 39 55 0.00 1.000																		
Joe Sambito, L (8,1) ERA: 2.03	1.0 3 0 0 0 0 0 0 0 0 0 0 0 3 3 0.00 0.000																		
Julio Solano, R (9,1) ERA: 1.86	1.0 3 0 0 0 0 0 0 0 0 0 0 0 3 3 0.00 0.000																		

New York Mets @ Houston Astros
Astrodome, Houston, TX
Wed Jul 18 1984, 8:05 PM EDT
Att: 14,384 - Unknown

AB	31
R	3
H	3
RBI	2
BB	4
SO	7
LOB	11



Batter	1	2	3	4	5	6	7	8	9	AB	R	H	RBI	BB	SO	LOB	BOTTOM				
Bill Doran, S (1,4) OBP: 0.343, SLG: 0.344	0-0 F7		0-3 K		0-0 E6		0-0 1B		0-0 F9	5	0	1	0	0	1	0					
Craig Reynolds, L (1,6) OBP: 0.283, SLG: 0.379	0-0 4-3		0-0 F7		0-0 F6		0-0 F9			4	0	0	0	0	0	3					
Denny Walling, L (1,5) OBP: 0.306, SLG: 0.352	0-0 1B			0-0 4-3		0-0 E 1B		0-0 F8		3	0	2	0	0	0	0					
Phil Garner, R (7,PH) OBP: 0.321, SLG: 0.318	0-0 1B				0-0 F6		0-0 F9			1	0	0	0	0	0	2					
Jose Cruz, L (1,7) OBP: 0.370, SLG: 0.434	0-0 1B			0-0 3B 1B		0-0 F6		0-0 FC4-6 1B		4	1	3	0	0	0	1					
Julio Solano, R (9,1)	1-2 1B				0-0 3B		0-0 F7		0-0 FC4-6 FC4-6	0	0	0	0	0	0	0					
Jerry Mumphy, S (1,8) OBP: 0.345, SLG: 0.389	0-0 F3			1-H 3B		0-0 F7		0-0 FC4-6 FC4-6		4	0	1	1	0	0	4					
Enos Cabell, R (1,3) OBP: 0.336, SLG: 0.397		0-0 6-3		0-0 4-3		0-0 E9		0-0 FC4-6 FC4-6		4	0	0	0	0	0	3					
Terry Puhl, L (1,9) OBP: 0.387, SLG: 0.425		0-0 F3		0-0 F8		0-0 F3		0-3 K		4	0	0	0	0	1	4					
Mark Bailey, S (1,2) OBP: 0.303, SLG: 0.366		0-0 F9			0-0 4-3		0-0 F7		0-0 F8	4	0	0	0	0	0	0					
Nolan Ryan, R (1,1) OBP: 0.211, SLG: 0.222			0-0 F3		0-0 F9		0-0 1B		0-3 K	2	0	0	0	0	0	0					
Kevin Bass, S (7,PH) OBP: 0.263, SLG: 0.317							0-0 1B			1	0	1	0	0	0	0					
Joe Sambito, L (8,1)										0	0	0	0	0	0	0					
Jim Pankovits, R (9,7) OBP: 0.308, SLG: 0.351										1	0	0	0	0	1	0					
Inning Stats	R: 0 E: 0 K: 0 S: 5	H: 2 LOB: 2 BB: 0 P: 5	R: 0 E: 0 K: 1 S: 5	H: 0 LOB: 0 BB: 0 P: 3	R: 0 E: 0 K: 1 S: 5	H: 0 LOB: 0 BB: 0 P: 5	R: 1 E: 0 K: 0 S: 5	H: 2 LOB: 1 BB: 0 P: 5	R: 0 E: 1 K: 0 S: 4	H: 0 LOB: 1 BB: 0 P: 4	R: 0 E: 1 K: 0 S: 5	H: 1 LOB: 2 BB: 0 P: 5	R: 0 E: 0 K: 0 S: 5	H: 2 LOB: 2 BB: 0 P: 5	R: 0 E: 0 K: 1 S: 6	H: 1 LOB: 1 BB: 0 P: 6	R: 0 E: 0 K: 1 S: 5	H: 0 LOB: 0 BB: 0 P: 5	1B: 7 2B: 0 3B: 1 HR: 0	SF: 0 SAC: 0 DP: 0 HBP: 0	WP: 0 PA: 37 PB: 0 SB: 1 CS: 0
PITCHER	IP WLS BF H R ER SO BB IBB HBP BLK WP HR S P ERA WHIP	IP WLS BF H R ER SO BB IBB HBP BLK WP HR S P ERA WHIP	IP WLS BF H R ER SO BB IBB HBP BLK WP HR S P ERA WHIP	IP WLS BF H R ER SO BB IBB HBP BLK WP HR S P ERA WHIP	IP WLS BF H R ER SO BB IBB HBP BLK WP HR S P ERA WHIP	IP WLS BF H R ER SO BB IBB HBP BLK WP HR S P ERA WHIP	IP WLS BF H R ER SO BB IBB HBP BLK WP HR S P ERA WHIP	IP WLS BF H R ER SO BB IBB HBP BLK WP HR S P ERA WHIP	IP WLS BF H R ER SO BB IBB HBP BLK WP HR S P ERA WHIP	IP WLS BF H R ER SO BB IBB HBP BLK WP HR S P ERA WHIP	IP WLS BF H R ER SO BB IBB HBP BLK WP HR S P ERA WHIP	IP WLS BF H R ER SO BB IBB HBP BLK WP HR S P ERA WHIP	IP WLS BF H R ER SO BB IBB HBP BLK WP HR S P ERA WHIP	IP WLS BF H R ER SO BB IBB HBP BLK WP HR S P ERA WHIP	IP WLS BF H R ER SO BB IBB HBP BLK WP HR S P ERA WHIP	IP WLS BF H R ER SO BB IBB HBP BLK WP HR S P ERA WHIP	IP WLS BF H R ER SO BB IBB HBP BLK WP HR S P ERA WHIP	IP WLS BF H R ER SO BB IBB HBP BLK WP HR S P ERA WHIP			
Walt Terrell, R (1,1) ERA: 3.33	6.1 W 28 7 1 1 1 0 0 0 0 0 0 30 30 0.00 1.105																				
Jesse Orosco, L (7,1) ERA: 1.79	2.2 S 9 1 0 0 2 0 0 0 0 0 0 13 13 0.00 0.375																				

New York Mets @ Houston Astros
Astrodome, Houston, TX
Wed Jul 18 1984, 8:05 PM EDT
Att: 14,384 - Unknown

AB	37
R	1
H	8
RBI	1
BB	0
SO	3
LOB	17



Batter	1	2	3	4	5	6	7	8	9	AB	R	H	RBI	BB	SO	LOB	TOP								
Wally Backman, S (1,4) OBP: 0.369, SLG: 0.335 (7,6)	K		6-3				F8	BB		4	0	1	0	1	1	1	New York Mets @ Cincinnati Reds Riverfront Stadium, Cincinnati, OH Thu Jul 19 1984, 7:05 PM EDT Att: 13,257 - Unknown								
Danny Heep, L (1,9) OBP: 0.356, SLG: 0.407	F7		K				BB	F6		3	1	0	0	2	1	2									
Keith Hernandez, L (1,3) OBP: 0.407, SLG: 0.452	K		3-1				BB	BB		3	0	0	0	2	2	2									
Darryl Strawberry, L (1,8) OBP: 0.354, SLG: 0.469		HR					BB	BB		4	2	2	2	1	2	3									
George Foster, R (1,7) OBP: 0.286, SLG: 0.417		FC6-4					BB	F8		4	0	1	1	0	1	1									
Hubie Brooks, R (1,5) OBP: 0.374, SLG: 0.464		FC6-4					BB	BB		3	2	2	1	1	0	1									
Ron Gardenhire, R (1,6) Rafael Santana, R (6, PR) (6,6)		1B					BB	BB		3	0	2	1	0	0	0									
Rusty Staub, L (7, PH) OBP: 0.356, SLG: 0.359 Kelvin Chapman, R (7,4) OBP: 0.311, SLG: 0.373		1B					BB	BB		1	0	0	0	0	0	3									
Junior Ortiz, R (1,2) OBP: 0.235, SLG: 0.242 Tom Gorman, L (6,1) (6,1)		SF8					BB	BB		2	0	0	1	0	1	1									
Mookie Wilson, S (8, PH) OBP: 0.311, SLG: 0.399 Doug Sisk, R (8,1) OBP: 0.111, SLG: 0.111		1B					BB	BB		1	0	1	0	0	0	0									
Bruce Berenyi, R (1,1) OBP: 0.065, SLG: 0.067 Ron Hodges, L (6,2) OBP: 0.342, SLG: 0.254		5-3					BB	BB		0	0	0	0	0	0	0									
Inning Stats	R: 0 E: 0 K: 2 S: 7	H: 0 LOB: 0 BB: 0 P: 7	R: 2 E: 0 K: 0 S: 6	H: 3 LOB: 1 BB: 0 P: 6	R: 0 E: 0 K: 1 S: 5	H: 0 LOB: 0 BB: 0 P: 5	R: 1 E: 0 K: 1 S: 5	H: 0 LOB: 0 BB: 2 P: 9	R: 0 E: 0 K: 3 S: 9	H: 0 LOB: 2 BB: 2 P: 17	R: 1 E: 0 K: 1 S: 7	H: 2 LOB: 1 BB: 0 P: 7	R: 2 E: 0 K: 0 S: 5	H: 2 LOB: 3 BB: 3 P: 17	R: 0 E: 0 K: 1 S: 7	H: 2 LOB: 0 BB: 1 P: 11		R: 0 E: 0 K: 0 S: 3	H: 1 LOB: 0 BB: 0 P: 3	1B: 8 2B: 1 3B: 0 HR: 1	SF: 3 SAC: 0 DP: 1 HBP: 0	WP: 0 PB: 0 SB: 4 CS: 0	PA: 43		
PITCHER	IP	WLS	BF	H	R	ER	SO	BB	IBB	HBP	BLK	WP	HR	S	P	ERA		WHIP							
Mario Soto, R (1,1) ERA: 3.56	6.1	W	30	6	6	6	8	5	0	0	0	0	1	41	61	8.53	1.737								
Bob Ovwchinko, L (7,1) ERA: 4.94	0.0		1	1	0	0	0	0	0	0	0	0	0	1	1	∞	∞								
Ted Power, R (7,1) ERA: 3.18	1.1		8	2	0	0	0	1	1	0	0	0	0	6	14	0.00	2.250								
John Franco, L (8,1) ERA: 2.49	1.1	S	4	1	0	0	1	0	0	0	0	0	0	6	6	0.00	0.750								

Batter	1	2	3	4	5	6	7	8	9	AB	R	H	RBI	BB	SO	LOB	BOTTOM									
Duane Walker, L (1,7) OBP: 0.418, SLG: 0.568	K	F8								4	1	2	1	1	1	1	New York Mets @ Cincinnati Reds Riverfront Stadium, Cincinnati, OH Thu Jul 19 1984, 7:05 PM EDT Att: 13,257 - Unknown									
Eric Davis, R (1,8) OBP: 0.242, SLG: 0.345 Cesar Cedeno, R (6, PR) (7,8)	K	K								4	1	1	2	0	2	2										
Dan Driessen, L (1,3) OBP: 0.388, SLG: 0.446										3	0	2	1	2	1	1										
Dave Parker, L (1,9) OBP: 0.310, SLG: 0.387										5	1	1	1	0	1	5										
Dave Concepcion, R (1,6) OBP: 0.301, SLG: 0.319										3	1	0	0	1	1	2										
Nick Esasky, R (1,5) OBP: 0.293, SLG: 0.380 Wayne Krenchicki, L (8,5) OBP: 0.394, SLG: 0.432										4	0	1	0	0	1	1										
Ron Oester, S (1,4) OBP: 0.275, SLG: 0.276										3	1	1	0	1	0	2										
Brad Gulden, L (1,2) OBP: 0.270, SLG: 0.344										4	3	3	1	0	1	0										
Mario Soto, R (1,1) OBP: 0.226, SLG: 0.358 Bob Ovwchinko, L (7,1) OBP: 0.231, SLG: 0.182 Ted Power, R (7,1) John Franco, L (8,1)										3	1	1	1	0	0	1										
Inning Stats	R: 0 E: 0 K: 2 S: 7	H: 0 LOB: 1 BB: 1 P: 11	R: 3 E: 1 K: 1 S: 8	H: 3 LOB: 1 BB: 1 P: 12	R: 0 E: 0 K: 1 S: 6	H: 1 LOB: 0 BB: 0 P: 6	R: 0 E: 0 K: 1 S: 5	H: 0 LOB: 0 BB: 0 P: 5	R: 1 E: 0 K: 1 S: 7	H: 2 LOB: 1 BB: 0 P: 7	R: 3 E: 1 K: 2 S: 9	H: 2 LOB: 1 BB: 2 P: 17	R: 1 E: 0 K: 0 S: 4	H: 2 LOB: 0 BB: 0 P: 4	R: 1 E: 0 K: 0 S: 5	H: 2 LOB: 2 BB: 1 P: 9		1B: 5 2B: 6 3B: 0 HR: 1	SF: 0 SAC: 1 DP: 0 HBP: 0	WP: 1 PB: 0 SB: 1 CS: 1	PA: 41					
PITCHER	IP	WLS	BF	H	R	ER	SO	BB	IBB	HBP	BLK	WP	HR	S	P	ERA		WHIP								
Bruce Berenyi, R (1,1) ERA: 4.48	5.2	L	29	8	7	4	7	3	0	0	0	0	1	39	55	6.35		1.941								
Tom Gorman, L (6,1) ERA: 2.79	1.1		5	2	1	1	1	0	0	0	0	0	1	7	7	6.75		1.500								
Doug Sisk, R (8,1) ERA: 1.48	1.0		6	2	1	1	0	1	0	0	0	0	0	5	9	9.00	3.000									

Batter	1	2	3	4	5	6	7	8	9	10	11	AB	R	H	RBI	BB	SO	LOB	TOP					
Wally Backman, S OBP: 0.373, SLG: 0.351 (1, 4)	1-3		F5			2B		2B			SH5-3 SF8 2B	5	1	3	0	0	0	0						
Mookie Wilson, S OBP: 0.307, SLG: 0.394 (1, 8)	F4			F4		F3		K			SH5-3	4	0	0	0	0	1	2						
Keith Hernandez, L OBP: 0.406, SLG: 0.450 (1, 3)	F7			F7							SF8	3	0	1	1	1	0	0						
Darryl Strawberry, L OBP: 0.354, SLG: 0.477 (1, 9)		HR		4-3		G4-6-3 1B		7-4 BB			1B	5	1	2	1	0	0	2						
George Foster, R OBP: 0.287, SLG: 0.418 (1, 7)	6-3				G6-3 BB	1B 2B				F8	5-3	4	1	1	0	1	0	1						
Hubie Brooks, R OBP: 0.372, SLG: 0.461 (1, 5)	K				F9			1B		F5		4	0	1	1	0	1	1						
Mike Fitzgerald, R OBP: 0.300, SLG: 0.306 (1, 2)	4-3				G6-3	5-3				G1-6-3		4	0	0	0	0	0	2						
Rafael Santana, R (1, 6)			6-3			5-3		F2				3	0	0	0	1	0	0						
Dwight Gooden, R OBP: 0.130, SLG: 0.122 Jerry Martin, R OBP: 0.103, SLG: 0.184 Jesse Orosco, R OBP: 0.667, SLG: 0.333 (1, 1)	5-3					5-3		4-3		F4		3	0	0	0	0	0	0						
Inning Stats	R: 0 E: 0 K: 0 S: 3	H: 0 LOB: 0 BB: 0 P: 3	R: 1 E: 0 K: 1 S: 6	H: 1 LOB: 0 BB: 0 P: 6	R: 0 E: 0 K: 0 S: 3	H: 0 LOB: 0 BB: 0 P: 3	R: 0 E: 0 K: 0 S: 3	H: 0 LOB: 0 BB: 0 P: 3	R: 0 E: 0 K: 1 S: 6	H: 1 LOB: 1 BB: 0 P: 4	R: 1 E: 0 K: 0 S: 5	H: 3 LOB: 1 BB: 0 P: 5	R: 0 E: 0 K: 1 S: 6	H: 1 LOB: 1 BB: 0 P: 6	R: 0 E: 0 K: 0 S: 2	H: 0 LOB: 0 BB: 1 P: 6	R: 0 E: 0 K: 0 S: 3	H: 0 LOB: 1 BB: 1 P: 7	R: 1 E: 0 K: 0 S: 5	H: 2 LOB: 1 BB: 0 P: 5	1B: 3 2B: 5 3B: 0 HR: 1	SF: 1 SAC: 1 DP: 3 HBP: 0	WP: 0 PB: 0 SB: 0 CS: 0	PA: 41
PITCHER	IP ERA: 2.3	WLS LOB: 29	BF ER: 0	H R: 0	R ER: 0	ER SO: 2	SO BB: 1	IBB HBP: 0	BLK WP: 0	HR S: 32	P ERA: 2.25	WHIP 0.875												
Jay Tibbs, R ERA: 2.3 (1, 1)	2.0	7	0	0	0	0	2	0	0	0	5	13	0.00	1.000										
Bob Owchinko, L ERA: 4.69 (9, 1)	0.1	L	2	1	1	1	0	0	0	0	2	2	27.00	3.000										
Brad Lesley, R ERA: 4.5 (11, 1)	0.2	3	1	0	0	0	0	0	0	0	3	3	0.00	1.500										
PITCHER	IP ERA: 2.3	WLS LOB: 29	BF ER: 0	H R: 0	R ER: 0	ER SO: 2	SO BB: 1	IBB HBP: 0	BLK WP: 0	HR S: 32	P ERA: 2.25	WHIP 0.875												

New York Mets @ Cincinnati Reds
Riverfront Stadium, Cincinnati, OH
Fri Jul 20 1984, 7:05 PM EDT
Att: 17,020 - Unknown

livebaseballscorecards.com

AB 36
R 3
H 8
RBI 3
BB 3
SO 2
LOB 9




Batter	1	2	3	4	5	6	7	8	9	10	11	AB	R	H	RBI	BB	SO	LOB	BOTTOM					
Duane Walker, L OBP: 0.411, SLG: 0.556 Bob Owchinko, L OBP: 0.231, SLG: 0.182 Dave Vanorder, R OBP: 0.294, SLG: 0.294 (1, 7)	K		F8		F7			SH5-3		K		3	0	0	0	0	1	1						
Ron Oester, S OBP: 0.277, SLG: 0.276 (1, 4)	G4-6-3 1B		3-1			K		1B		F9		5	0	2	1	0	1	0						
Dan Driessen, L OBP: 0.384, SLG: 0.440 (1, 3)	G4-6-3		F8			3-1		K		1B		5	0	1	0	0	1	2						
Dave Parker, L OBP: 0.309, SLG: 0.385 (1, 9)		E5 2B		4-3		E3		F8		1B		5	1	1	0	0	0	1						
Cesar Cedeno, R OBP: 0.314, SLG: 0.436 (1, 8)		S 2B		K		F9		F8		K		5	0	1	1	0	2	3						
Dave Concepcion, R OBP: 0.296, SLG: 0.314 (1, 6)		K		4-3				K		K		5	0	0	0	0	2	3						
Nick Esasky, R OBP: 0.292, SLG: 0.374 (1, 5)		2-3 BB				K		K		K		3	0	0	0	1	3	0						
Brad Gulden, L OBP: 0.271, SLG: 0.339 Skeeter Barnes, R OBP: 0.500, SLG: 0.500 Brad Lesley, R OBP: 0.500, SLG: 0.500 Ted Power, R (1, 2)	F6							F5		K		2	0	0	0	1	0	2						
Jay Tibbs, R Wayne Krenchicki, L OBP: 0.312, SLG: 0.439 Gary Redus, R OBP: 0.351, SLG: 0.364 (1, 1)	K							SH5-3 1B		K S BB		1	0	1	0	0	0	0						
Inning Stats	R: 0 E: 0 K: 1 S: 5	H: 1 LOB: 0 BB: 1 P: 5	R: 1 E: 1 K: 2 S: 9	H: 1 LOB: 2 BB: 1 P: 13	R: 0 E: 0 K: 0 S: 3	H: 0 LOB: 0 BB: 0 P: 3	R: 0 E: 0 K: 1 S: 5	H: 0 LOB: 0 BB: 0 P: 5	R: 0 E: 1 K: 1 S: 6	H: 0 LOB: 1 BB: 0 P: 6	R: 0 E: 0 K: 1 S: 7	H: 0 LOB: 0 BB: 0 P: 5	R: 1 E: 0 K: 1 S: 7	H: 2 LOB: 1 BB: 0 P: 7	R: 0 E: 0 K: 2 S: 7	H: 0 LOB: 0 BB: 0 P: 7	R: 0 E: 0 K: 2 S: 6	H: 0 LOB: 0 BB: 1 P: 10	R: 0 E: 0 K: 1 S: 7	H: 2 LOB: 2 BB: 0 P: 7	1B: 5 2B: 1 3B: 0 HR: 0	SF: 0 SAC: 1 DP: 1 HBP: 0	WP: 0 PB: 0 SB: 2 CS: 0	PA: 42
PITCHER	IP ERA: 2.91	WLS LOB: 8	BF ER: 2	H R: 2	R ER: 0	ER SO: 3	SO BB: 1	IBB HBP: 0	BLK WP: 0	HR S: 54	P ERA: 1.00	WHIP 0.667												
Dwight Gooden, R ERA: 2.91 (1, 1)	2.0	W	8	2	0	0	3	1	0	0	13	17	0.00	1.500										
Jesse Orosco, L ERA: 1.72 (10, 1)	2.0	W	8	2	0	0	3	1	0	0	13	17	0.00	1.500										
PITCHER	IP ERA: 2.91	WLS LOB: 8	BF ER: 2	H R: 2	R ER: 0	ER SO: 3	SO BB: 1	IBB HBP: 0	BLK WP: 0	HR S: 54	P ERA: 1.00	WHIP 0.667												

New York Mets @ Cincinnati Reds
Riverfront Stadium, Cincinnati, OH
Fri Jul 20 1984, 7:05 PM EDT
Att: 17,020 - Unknown

livebaseballscorecards.com


AB 38
R 2
H 6
RBI 2
BB 3
SO 14
LOB 16



Batter	1	2	3	4	5	6	7	8	9	AB	R	H	RBI	BB	SO	LOB	TOP							
Wally Backman, S (1,4) OBP: 0.371, SLG: 0.349	K		6-3		FC6-4			CS 1B		4	0	1	0	0	1	1								
Mookie Wilson, S (1,8) OBP: 0.397, SLG: 0.392	K		4-3			G3 1B		F2		4	1	1	0	0	1	1								
Keith Hernandez, L (1,3) OBP: 0.405, SLG: 0.446	K		6-3			G3 1B		BB 1B		3	0	0	0	1	1	1								
Darryl Strawberry, L (1,9) OBP: 0.356, SLG: 0.478		K			F7			BB 1B		4	0	2	1	0	1	0								
George Foster, R (1,7) OBP: 0.287, SLG: 0.419		1B 2B			6-3			BB 1B		4	1	1	0	0	0	3								
Hubie Brooks, R (1,5) OBP: 0.371, SLG: 0.458		FC5-4 BB 1B			3-1			F7		4	0	1	1	0	0	1								
Ron Hodges, L (1,2) OBP: 0.338, SLG: 0.242		FC5-4 BB 1B			6-3			F7		3	0	0	0	1	1	0								
Rafael Santana, R (1,6) OBP: 0.182, SLG: 0.100		FC5-4 BB 1B			5-3			FC5-4 1B		4	0	1	0	0	0	2								
Sid Fernandez, L (1,1) OBP: 0.333, SLG: 0.333		4-3						FC5-4 1B		3	0	1	0	0	0	2								
Doug Sisk, R (7,1) OBP: 0.100, SLG: 0.100					FC6-4 1B			FC5-4 1B		1	0	0	0	0	0	1								
Inning Stats	R: 0 E: 0 K: 3 S: 9	H: 0 LOB: 0 BB: 0 P: 9	R: 1 E: 0 K: 1 S: 7	H: 2 LOB: 2 BB: 1 P: 11	R: 0 E: 0 K: 0 S: 3	H: 0 LOB: 0 BB: 0 P: 3	R: 0 E: 0 K: 0 S: 3	H: 0 LOB: 0 BB: 0 P: 3	R: 0 E: 0 K: 0 S: 4	H: 1 LOB: 1 BB: 0 P: 4	R: 1 E: 0 K: 0 S: 5	H: 2 LOB: 1 BB: 0 P: 5	R: 0 E: 0 K: 1 S: 5	H: 0 LOB: 0 BB: 0 P: 5	R: 0 E: 0 K: 0 S: 4	H: 2 LOB: 2 BB: 1 P: 8	R: 0 E: 0 K: 0 S: 4	H: 1 LOB: 1 BB: 0 P: 4	1B: 7 2B: 1 3B: 0 HR: 0	SF: 0 SAC: 0 DP: 0 HBP: 0	WP: 0 PB: 0 SB: 1 CS: 1	PA: 36		
PITCHER	IP WLS BF H R ER SO BB IBB HBP BLK WP HR S P ERA WHIP	IP WLS BF H R ER SO BB IBB HBP BLK WP HR S P ERA WHIP	IP WLS BF H R ER SO BB IBB HBP BLK WP HR S P ERA WHIP	IP WLS BF H R ER SO BB IBB HBP BLK WP HR S P ERA WHIP	IP WLS BF H R ER SO BB IBB HBP BLK WP HR S P ERA WHIP	IP WLS BF H R ER SO BB IBB HBP BLK WP HR S P ERA WHIP	IP WLS BF H R ER SO BB IBB HBP BLK WP HR S P ERA WHIP	IP WLS BF H R ER SO BB IBB HBP BLK WP HR S P ERA WHIP	IP WLS BF H R ER SO BB IBB HBP BLK WP HR S P ERA WHIP	IP WLS BF H R ER SO BB IBB HBP BLK WP HR S P ERA WHIP	IP WLS BF H R ER SO BB IBB HBP BLK WP HR S P ERA WHIP	IP WLS BF H R ER SO BB IBB HBP BLK WP HR S P ERA WHIP	IP WLS BF H R ER SO BB IBB HBP BLK WP HR S P ERA WHIP	IP WLS BF H R ER SO BB IBB HBP BLK WP HR S P ERA WHIP	IP WLS BF H R ER SO BB IBB HBP BLK WP HR S P ERA WHIP	IP WLS BF H R ER SO BB IBB HBP BLK WP HR S P ERA WHIP	IP WLS BF H R ER SO BB IBB HBP BLK WP HR S P ERA WHIP	IP WLS BF H R ER SO BB IBB HBP BLK WP HR S P ERA WHIP	IP WLS BF H R ER SO BB IBB HBP BLK WP HR S P ERA WHIP	IP WLS BF H R ER SO BB IBB HBP BLK WP HR S P ERA WHIP	IP WLS BF H R ER SO BB IBB HBP BLK WP HR S P ERA WHIP	IP WLS BF H R ER SO BB IBB HBP BLK WP HR S P ERA WHIP	IP WLS BF H R ER SO BB IBB HBP BLK WP HR S P ERA WHIP	IP WLS BF H R ER SO BB IBB HBP BLK WP HR S P ERA WHIP

New York Mets @ Cincinnati Reds
Riverfront Stadium, Cincinnati, OH
Sat Jul 21 1984, 7:05 PM EDT
Att: 27,655 - Unknown


AB 34
R 2
H 8
RBI 2
BB 2
SO 5
LOB 12



Batter	1	2	3	4	5	6	7	8	9	AB	R	H	RBI	BB	SO	LOB	BOTTOM								
Gary Redus, R (1,7) OBP: 0.354, SLG: 0.364	S 1B		F3			F7		G4-6-3 BB BB		3	0	1	0	1	0	1									
Ron Oester, S (1,4) OBP: 0.280, SLG: 0.279	K		F9			FC4 1B		G4-6-3 BB		3	0	1	0	1	1	1									
Dan Driessen, L (1,3) OBP: 0.378, SLG: 0.431	K				F7	FC4		G4-6-3		4	0	0	0	0	1	5									
Cesar Cedeno, R (1,8) OBP: 0.307, SLG: 0.425	F9				F8	F8		F4		4	0	0	0	0	0	4									
Dave Parker, L (1,9) OBP: 0.308, SLG: 0.391		K			F4			HR		4	1	1	1	0	1	0									
Dave Concepcion, R (1,6) OBP: 0.296, SLG: 0.316		2B				K		F8		4	0	1	0	0	1	0									
Nick Esasky, R (1,5) OBP: 0.291, SLG: 0.381	K				F9			K		4	0	1	0	0	2	1									
Dave Vangorder, R (1,2) OBP: 0.263, SLG: 0.263										2	0	0	0	0	1	1									
Duane Walker, L (7,PH) OBP: 0.408, SLG: 0.552										1	0	0	0	0	0	1									
Jeff Russell, R (8,1) OBP: 0.231, SLG: 0.200										0	0	0	0	0	0	0									
Tom Hume, R (1,1) OBP: 0.176, SLG: 0.125										1	0	0	0	0	1	0									
Skeeter Barnes, R (6,PH) OBP: 0.182, SLG: 0.100										1	0	1	0	0	0	0									
Bob Ovwchinko, L (7,1) OBP: 0.231, SLG: 0.182										0	0	0	0	0	0	0									
Brad Gulden, L (7,PH) OBP: 0.269, SLG: 0.337										1	0	0	0	0	0	1									
Inning Stats	R: 0 E: 0 K: 2 S: 8	H: 1 LOB: 1 BB: 0 P: 8	R: 0 E: 0 K: 2 S: 8	H: 1 LOB: 1 BB: 0 P: 8	R: 0 E: 0 K: 1 S: 5	H: 0 LOB: 0 BB: 0 P: 5	R: 0 E: 0 K: 0 S: 3	H: 0 LOB: 0 BB: 0 P: 3	R: 0 E: 0 K: 0 S: 7	H: 0 LOB: 0 BB: 0 P: 7	R: 0 E: 0 K: 2 S: 5	H: 2 LOB: 2 BB: 0 P: 5	R: 1 E: 0 K: 0 S: 5	H: 2 LOB: 1 BB: 0 P: 5	R: 0 E: 0 K: 0 S: 2	H: 0 LOB: 1 BB: 2 P: 10	R: 0 E: 0 K: 1 S: 5	H: 0 LOB: 0 BB: 0 P: 5	1B: 3 2B: 1 3B: 1 HR: 1	SF: 0 SAC: 0 DP: 1 HBP: 0	WP: 0 PB: 0 SB: 1 CS: 0	PA: 34			
PITCHER	IP WLS BF H R ER SO BB IBB HBP BLK WP HR S P ERA WHIP	IP WLS BF H R ER SO BB IBB HBP BLK WP HR S P ERA WHIP	IP WLS BF H R ER SO BB IBB HBP BLK WP HR S P ERA WHIP	IP WLS BF H R ER SO BB IBB HBP BLK WP HR S P ERA WHIP	IP WLS BF H R ER SO BB IBB HBP BLK WP HR S P ERA WHIP	IP WLS BF H R ER SO BB IBB HBP BLK WP HR S P ERA WHIP	IP WLS BF H R ER SO BB IBB HBP BLK WP HR S P ERA WHIP	IP WLS BF H R ER SO BB IBB HBP BLK WP HR S P ERA WHIP	IP WLS BF H R ER SO BB IBB HBP BLK WP HR S P ERA WHIP	IP WLS BF H R ER SO BB IBB HBP BLK WP HR S P ERA WHIP	IP WLS BF H R ER SO BB IBB HBP BLK WP HR S P ERA WHIP	IP WLS BF H R ER SO BB IBB HBP BLK WP HR S P ERA WHIP	IP WLS BF H R ER SO BB IBB HBP BLK WP HR S P ERA WHIP	IP WLS BF H R ER SO BB IBB HBP BLK WP HR S P ERA WHIP	IP WLS BF H R ER SO BB IBB HBP BLK WP HR S P ERA WHIP	IP WLS BF H R ER SO BB IBB HBP BLK WP HR S P ERA WHIP	IP WLS BF H R ER SO BB IBB HBP BLK WP HR S P ERA WHIP	IP WLS BF H R ER SO BB IBB HBP BLK WP HR S P ERA WHIP	IP WLS BF H R ER SO BB IBB HBP BLK WP HR S P ERA WHIP	IP WLS BF H R ER SO BB IBB HBP BLK WP HR S P ERA WHIP	IP WLS BF H R ER SO BB IBB HBP BLK WP HR S P ERA WHIP	IP WLS BF H R ER SO BB IBB HBP BLK WP HR S P ERA WHIP	IP WLS BF H R ER SO BB IBB HBP BLK WP HR S P ERA WHIP	IP WLS BF H R ER SO BB IBB HBP BLK WP HR S P ERA WHIP	IP WLS BF H R ER SO BB IBB HBP BLK WP HR S P ERA WHIP

New York Mets @ Cincinnati Reds
Riverfront Stadium, Cincinnati, OH
Sat Jul 21 1984, 7:05 PM EDT
Att: 27,655 - Unknown

AB 32
R 1
H 6
RBI 1
BB 2
SO 8
LOB 15



Batter	1	2	3	4	5	6	7	8	9	AB	R	H	RBI	BB	SO	LOB	TOP					
Mookie Wilson, S OBP: 0.305, SLG: 0.388 (1, 8)										4	1	0	0	1	3	1	New York Mets @ Cincinnati Reds Riverfront Stadium, Cincinnati, OH Sun Jul 22 1984, 3:33 AM EDT Att: 19,420 - Unknown					
Kelvin Chapman, R OBP: 0.427, SLG: 0.377 (1, 4)										2	3	1	0	3	0	0						
Darryl Strawberry, L OBP: 0.397, SLG: 0.486 (1, 9)										5	1	2	2	0	1	5						
George Foster, R OBP: 0.289, SLG: 0.422 (1, 7)										5	1	2	2	0	1	3						
Hubie Brooks, R OBP: 0.371, SLG: 0.459 (1, 5)										4	1	1	1	1	0	1						
Jerry Martin, R OBP: 0.119, SLG: 0.195 (6, PH)										3	0	1	1	0	1	1						
Danny Heep, L OBP: 0.358, SLG: 0.403 (6, 3)										1	0	0	0	1	0	0						
Jesse Orosco, R OBP: 0.667, SLG: 0.333 (8, 1)										0	0	0	0	0	0	0						
Mike Fitzgerald, R OBP: 0.308, SLG: 0.311 (1, 2)										4	0	2	1	1	0	2						
Rafael Santana, R OBP: 0.188, SLG: 0.133 (1, 6)										5	0	1	0	0	0	4						
Ron Darling, R OBP: 0.133, SLG: 0.140 (7, PH)										3	0	1	0	0	0	3						
Ron Hodges, L OBP: 0.333, SLG: 0.238 (7, PH)										1	0	0	0	0	1	0						
Tom Gorman, L OBP: 0.321, SLG: 0.400 (7, 1)										0	0	0	0	0	0	0						
Keith Hernandez, L OBP: 0.404, SLG: 0.445 (8, 3)										1	0	0	0	0	0	0						
Inning Stats	R: 0 E: 0 K: 1 S: 6	H: 1 LOB: 1 BB: 0 P: 6	R: 1 E: 0 K: 0 S: 5	H: 2 LOB: 1 BB: 0 P: 5	R: 2 E: 0 K: 2 S: 9	H: 2 LOB: 3 BB: 3 P: 21	R: 0 E: 0 K: 1 S: 6	H: 1 LOB: 2 BB: 1 P: 10	R: 0 E: 0 K: 1 S: 7	H: 2 LOB: 2 BB: 0 P: 7	R: 2 E: 1 K: 0 S: 4	H: 1 LOB: 2 BB: 3 P: 16	R: 0 E: 0 K: 1 S: 5	H: 0 LOB: 0 BB: 0 P: 5	R: 2 E: 0 K: 1 S: 7	H: 2 LOB: 0 BB: 0 P: 7	R: 0 E: 0 K: 0 S: 3	H: 0 LOB: 0 BB: 0 P: 3	1B: 8 2B: 2 3B: 0 HR: 1	SF: 0 SAC: 0 DP: 0 HBP: 0	WP: 1 PB: 0 SB: 1 CS: 0	PA: 45
PITCHER	IP WLS BF H R ER SO BB IBB HBP BLK WP HR S P ERA WHIP																					
Joe Price, L ERA: 4.77 (1, 1)	5.0	27	8	3	3	5	3	1	0	0	0	1	0	33	49	5.40	2.200					
Brad Lesley, R ERA: 5.54 (6, 1)	1.0	7	1	2	2	0	3	0	0	0	0	0	0	4	16	18.00	4.000					
Keefe Cato, R ERA: 6.6 (7, 1)	2.0	L	8	2	2	2	0	0	0	0	0	1	12	12	9.00	1.000						
Ted Power, R ERA: 3.12 (9, 1)	1.0	3	0	0	0	0	0	0	0	0	0	0	3	3	0.00	0.000						

Batter	1	2	3	4	5	6	7	8	9	AB	R	H	RBI	BB	SO	LOB	BOTTOM			
Gary Redus, R OBP: 0.358, SLG: 0.379 (1, 7)										4	2	2	1	1	1	3	New York Mets @ Cincinnati Reds Riverfront Stadium, Cincinnati, OH Sun Jul 22 1984, 3:33 AM EDT Att: 19,420 - Unknown			
Ron Oester, S OBP: 0.278, SLG: 0.277 (1, 4)										5	1	1	0	0	1	2				
Dan Driessen, L OBP: 0.382, SLG: 0.444 (1, 3)										3	1	1	2	2	0	0				
Dave Parker, L OBP: 0.307, SLG: 0.387 (1, 9)										4	0	0	1	1	0	2				
Duane Walker, L OBP: 0.405, SLG: 0.544 (1, 8)										4	1	1	0	0	0	2				
Nick Esasky, R OBP: 0.300, SLG: 0.383 (1, 5)										2	1	1	0	2	0	0				
Tom Foley, L OBP: 0.339, SLG: 0.400 (6, PH)										3	0	1	1	0	0	2				
Dave Concepcion, R OBP: 0.295, SLG: 0.315 (9, 6)										1	0	0	0	0	0	0				
Dave Vangorder, R OBP: 0.261, SLG: 0.227 (1, 2)										3	0	0	1	1	0	2				
Joe Price, R OBP: 0.194, SLG: 0.172 (6, 1)	6.0	28	4	3	3	1	7	0	0	0	0	0	23	51	4.50	1.833				
Brad Lesley, R OBP: 0.200, SLG: 0.390 (6, PH)	1.0	W	5	2	2	2	0	0	0	0	0	0	5	5	18.00	2.000				
Wayne Krenchicki, L OBP: 0.300, SLG: 0.434 (7, 1)	2.0	S	7	1	1	1	1	0	0	0	0	0	9	9	4.50	0.500				
Keefe Cato, R OBP: 0.300, SLG: 0.400 (8, PH)																				
Skeeter Barnes, R OBP: 0.100, SLG: 0.000 (9, 1)																				
Ted Power, R ERA: 1.82 (8, 1)	2.0	S	7	1	1	1	1	0	0	0	0	0	9	9	4.50	0.500				
Inning Stats	R: 0 E: 0 K: 0 S: 2	H: 0 LOB: 1 BB: 2 P: 10	R: 2 E: 0 K: 1 S: 7	H: 2 LOB: 1 BB: 1 P: 11	R: 0 E: 0 K: 0 S: 3	H: 0 LOB: 1 BB: 1 P: 7	R: 0 E: 0 K: 0 S: 3	H: 0 LOB: 1 BB: 1 P: 7	R: 0 E: 0 K: 0 S: 4	H: 1 LOB: 2 BB: 1 P: 8	R: 2 E: 0 K: 0 S: 5	H: 2 LOB: 0 BB: 0 P: 5	R: 0 E: 0 K: 0 S: 3	H: 0 LOB: 0 BB: 0 P: 3	R: 1 E: 0 K: 1 S: 6	H: 1 LOB: 0 BB: 0 P: 6	1B: 4 2B: 1 3B: 0 HR: 2	SF: 0 SAC: 0 DP: 0 HBP: 0	WP: 0 PB: 0 SB: 1 CS: 1	PA: 40
PITCHER	IP WLS BF H R ER SO BB IBB HBP BLK WP HR S P ERA WHIP																			
Ron Darling, R ERA: 3.24 (1, 1)	6.0	28	4	3	3	1	7	0	0	0	0	0	23	51	4.50	1.833				
Tom Gorman, L ERA: 3.21 (7, 1)	1.0	W	5	2	2	2	0	0	0	0	0	0	5	5	18.00	2.000				
Jesse Orosco, L ERA: 1.82 (8, 1)	2.0	S	7	1	1	1	1	0	0	0	0	0	9	9	4.50	0.500				


Batter	1	2	3	4	5	6	7	8	9	10	AB	R	H	RBI	BB	SO	LOB								
Lonnie Smith, R OBP: 0.360, SLG: 0.357 Tito Landrum, R OBP: 0.330, SLG: 0.374	(1,7) HBP		F7		F8		K	HR		6-3	3	0	0	0	0	1	1								
Andy Van Slyke, L OBP: 0.344, SLG: 0.345	(1,8) F8		K		F8		BB	P6		3-1	6	1	1	1	0	1	3								
Terry Pendleton, S OBP: 0.452, SLG: 0.483	(1,5) K			2B			BB	BB	F7		4	1	2	0	1	1	1								
George Hendrick, R OBP: 0.312, SLG: 0.379	(1,9) 5-3			1B			BB	BB	K		4	1	1	1	1	1	2								
Darrell Porter, L OBP: 0.350, SLG: 0.395		5-3		G3		G3		BB			3	0	0	1	2	0	1								
Tom Herr, S OBP: 0.324, SLG: 0.329		4-3		HR		F7	F8		G3		5	1	1	0	0	0	4								
David Green, R OBP: 0.297, SLG: 0.368				HR		4-3		F9		E7	4	1	2	2	1	0	0								
Chris Speier, R OBP: 0.200, SLG: 0.233				HR				F9		K	5	0	0	0	0	2	2								
Dave Lapham, L OBP: 0.294, SLG: 0.381			6-3		6-3			BB		BB	2	0	0	0	0	0	0								
Dave Rucker, L OBP: 0.352, SLG: 0.475								HR		BB	0	0	0	0	0	0	0								
Bob Lyons, R OBP: 0.375, SLG: 0.351								BB		BB	0	0	0	0	0	0	0								
Art Howe, L OBP: 0.355, SLG: 0.475								BB		BB	0	0	0	0	0	0	0								
Dave Vonohlen, L OBP: 0.140, SLG: 0.214								BB		BB	0	0	0	0	0	0	0								
Jeff Lant, R OBP: 0.355, SLG: 0.400								BB		BB	0	0	0	0	0	0	0								
Neil Allen, R OBP: 0.355, SLG: 0.400								BB		BB	0	0	0	0	0	0	0								
Inning Stats	R: 0 E: 0 K: 1 S: 5	H: 0 LOB: 1 BB: 0 P: 6	R: 0 E: 0 K: 1 S: 5	H: 0 LOB: 1 BB: 1 P: 9	R: 0 E: 0 K: 1 S: 5	H: 0 LOB: 0 BB: 0 P: 5	R: 4 E: 0 K: 0 S: 7	H: 4 LOB: 0 BB: 0 P: 7	R: 0 E: 0 K: 0 S: 4	H: 1 LOB: 1 BB: 0 P: 4	R: 0 E: 0 K: 0 S: 3	H: 0 LOB: 0 BB: 0 P: 3	R: 2 E: 0 K: 1 S: 6	H: 1 LOB: 3 BB: 4 P: 22	R: 2 E: 0 K: 0 S: 5	H: 2 LOB: 0 BB: 0 P: 5	R: 0 E: 0 K: 1 S: 6	H: 0 LOB: 1 BB: 1 P: 9	R: 0 E: 1 K: 1 S: 6	H: 1 LOB: 2 BB: 1 P: 10	1B: 5 2B: 1 3B: 1 HR: 2	SF: 0 SAC: 0 DP: 0 HBP: 1	WP: 1 PB: 0 SB: 2 CS: 0	PA: 47	
PITCHER	IP	WLS	BF	H	R	ER	SO	BB	IBB	HBP	BLK	WP	HR	S	P	ERA	WHIP								
Bruce Berenyi, R ERA: 4.72	(1,1)	6.2	29	6	6	6	4	2	0	0	0	1	1	34	43	8.10	1.200								
Doug Sisk, R ERA: 1.4	(7,1)	0.0	3	0	0	0	0	3	0	0	0	0	0	0	12	∞	∞								
Tom Gorman, L ERA: 3.6	(7,1)	1.1	6	2	2	2	0	0	0	0	0	0	1	6	6	13.50	1.500								
Brent Gaff, R ERA: 2.6	(9,1)	2.0	9	1	0	0	2	2	0	0	0	0	0	11	19	0.00	1.500								

TOP

St. Louis Cardinals @ New York Mets
Shea Stadium, Flushing, NY
Tue Jul 24 1984, 7:05 PM EDT
Att: 36,749 - Unknown

livebaseballscorecards.com

AB 39
R 8
H 9
RBI 7
BB 7
SO 6
LOB 16




Batter	1	2	3	4	5	6	7	8	9	10	AB	R	H	RBI	BB	SO	LOB								
Mookie Wilson, S OBP: 0.304, SLG: 0.381	(1,8) F9		F2	E6		4-3		5-3		BB	6	2	1	0	0	0	4								
Kelvin Chapman, R OBP: 0.418, SLG: 0.377 Wally Backman, S OBP: 0.375, SLG: 0.351	(1,4) G3		1B	E7		BB	CS	K		BB	4	2	2	2	1	1	1								
Keith Hernandez, L OBP: 0.408, SLG: 0.448	(1,3) K		SF7	1B		K		FC5-4		BB	5	0	3	4	0	2	1								
George Foster, R OBP: 0.352, SLG: 0.421 Brent Gaff, R ERA: 2.6	(1,7) 6-3		1B	1B		BB	BB	FC5-4		BB	4	0	2	2	1	0	1								
Darryl Strawberry, L OBP: 0.352, SLG: 0.475	(1,9) 4-3		BB	K		K		K		BB	4	0	0	0	1	2	3								
Hubie Brooks, R OBP: 0.364, SLG: 0.448	(1,5) 1B		F8	P6		K		2-3		K	5	0	1	0	0	1	5								
Junior Ortiz, R OBP: 0.233, SLG: 0.239	(1,2) F8			4-3		BB		1B		5-3	5	0	1	0	0	0	1								
Rafael Santana, R OBP: 0.280, SLG: 0.292	(1,6) E7		SH	1B		F7		F8		P6	5	2	2	0	0	0	2								
Bruce Berenyi, R OBP: 0.091, SLG: 0.094 Doug Sisk, R OBP: 0.152, SLG: 0.100 Tom Gorman, L ERA: 3.86	(1,1) SH		2B	1B		G3		BB		G3	2	2	1	1	0	0	0								
Jerry Martin, R OBP: 0.140, SLG: 0.214 Danny Heep, L OBP: 0.355, SLG: 0.400	(8,PH) 2B		SF7	1B		1B		1B		1B	1	1	1	0	0	0	0								
Neil Allen, R ERA: 4.0	(10,1) 2-3		2H	1B		1B		1B		G3	1	0	0	0	0	0	0								
Inning Stats	R: 0 E: 0 K: 1 S: 5	H: 0 LOB: 0 BB: 0 P: 5	R: 0 E: 0 K: 0 S: 4	H: 1 LOB: 1 BB: 0 P: 4	R: 3 E: 2 K: 0 S: 7	H: 3 LOB: 2 BB: 1 P: 11	R: 4 E: 2 K: 1 S: 11	H: 5 LOB: 2 BB: 0 P: 11	R: 0 E: 0 K: 0 S: 3	H: 0 LOB: 0 BB: 0 P: 3	R: 0 E: 0 K: 1 S: 4	H: 1 LOB: 2 BB: 1 P: 8	R: 1 E: 0 K: 1 S: 7	H: 2 LOB: 1 BB: 0 P: 7	R: 0 E: 0 K: 1 S: 5	H: 0 LOB: 0 BB: 0 P: 5	R: 1 E: 0 K: 0 S: 4	H: 2 LOB: 2 BB: 1 P: 8	1B: 12 2B: 3 3B: 0 HR: 0	SF: 1 SAC: 1 DP: 1 HBP: 0	WP: 1 PB: 0 SB: 1 CS: 1	PA: 48			
PITCHER	IP	WLS	BF	H	R	ER	SO	BB	IBB	HBP	BLK	WP	HR	S	P	ERA	WHIP								
Dave LaPoint, L ERA: 4.15	(1,1)	3.1	20	7	7	4	1	1	0	0	0	0	0	21	25	10.80	2.400								
Dave Rucker, L ERA: 1.95	(4,1)	2.2	10	2	0	0	2	1	0	0	0	0	0	13	17	0.00	1.125								
Ralph Citarella, R ERA: 3.86	(7,1)	1.0	5	1	0	0	1	1	0	0	0	0	0	6	10	0.00	2.000								
Dave Vonohlen, L ERA: 1.8	(8,1)	0.2	4	2	1	1	1	0	0	0	0	1	0	6	6	13.50	3.000								
Jeff Lant, R ERA: 3.25	(8,1)	1.1	4	0	0	0	1	0	0	0	0	0	0	6	6	0.00	0.000								

BOTTOM

St. Louis Cardinals @ New York Mets
Shea Stadium, Flushing, NY
Tue Jul 24 1984, 7:05 PM EDT
Att: 36,749 - Unknown

livebaseballscorecards.com

AB 42
R 9
H 14
RBI 9
BB 4
SO 6
LOB 18



Batter	1	2	3	4	5	6	7	8	9	AB	R	H	RBI	BB	SO	LOB	TOP								
Lonnie Smith, R OBP: 0.358, SLG: 0.353 (1, 7)	4-0 2B BB	0-3 K			0-3 K		0-0 P3		0-0 F7	4	1	0	0	1	2	3									
Bill Lyons, R OBP: 0.167, SLG: 0.125 (1, 4) (8, 6)	0-0 4-3 SF7 2B		0-0 5-3		0-0 F8		0-0 F9			4	1	1	1	0	0	2									
Terry Pendleton, S OBP: 0.429, SLG: 0.438 (1, 5)	0-0 4-3 2-3		0-0 F8		0-0 F7			4-0 G4-6-3 BB		3	0	0	0	1	0	1									
George Hendrick, R OBP: 0.312, SLG: 0.379 (1, 9)	0-0 SF7		0-0 BB 1B		0-3 K			0-0 G4-6-3 1-2		3	0	1	1	0	1	1									
Tito Landrum, R OBP: 0.336, SLG: 0.373 (1, 8)	0-0 F7		4-0 1-2 BB		0-0 F7			0-0 2B 1B		3	0	1	0	1	0	0									
David Green, R OBP: 0.283, SLG: 0.364 Dave Vonohien, L (6, 1)		0-0 F8	0-3 K		0-0 F8			0-0 1B 1B		3	0	0	0	0	1	2									
Andy Van Slyke, L OBP: 0.347, SLG: 0.352 (8, PH)									0-0 2B	1	0	1	0	0	0	0									
Art Howe, R OBP: 0.325, SLG: 0.299 (8, 4)								1-3 2B		0	0	0	0	0	0	0									
Chris Speier, R OBP: 0.283, SLG: 0.280 Steve Braun, L OBP: 0.356, SLG: 0.280 Jeff Lahti, R OBP: 0.250, SLG: 0.250 (8, 1)		0-0 HR	0-3 K		0-0 1B 1B			0-0 P5		3	1	2	1	0	1	0									
Tom Nieto, R OBP: 0.375, SLG: 0.500 (1, 2)		0-0 SH3-4 1B	0-0 P4		0-0 1B 1B			0-0 5-3		4	0	2	0	0	0	0									
Kurt Kepshire, L OBP: 0.143, SLG: 0.143 Ralph Citarella, R OBP: 0.250, SLG: 0.250 Mike Jorgensen, L OBP: 0.321, SLG: 0.300 (6, 3)		0-0 SH3-4 1-2	0-3 K		0-3 K			0-0 F9		1	0	0	0	0	1	0									
Inning Stats	R: 2 E: 0 K: 0 S: 4	H: 1 LOB: 0 BB: 1 P: 8	R: 1 E: 0 K: 1 S: 7	H: 2 LOB: 1 BB: 0 P: 7	R: 0 E: 0 K: 1 S: 6	H: 1 LOB: 2 BB: 1 P: 10	R: 0 E: 0 K: 2 S: 7	H: 0 LOB: 0 BB: 0 P: 7	R: 0 E: 0 K: 1 S: 5	H: 0 LOB: 0 BB: 0 P: 5	R: 0 E: 0 K: 1 S: 7	H: 2 LOB: 2 BB: 0 P: 7	R: 0 E: 0 K: 0 S: 4	H: 2 LOB: 2 BB: 1 P: 8	R: 0 E: 0 K: 0 S: 3	H: 0 LOB: 0 BB: 0 P: 3	1B: 5 2B: 2 3B: 0 HR: 1	SF: 1 SAC: 1 DP: 1 HBP: 0	WP: 0 PB: 0 SB: 0 CS: 0	PA: 37					
PITCHER	IP	WLS	BF	H	R	ER	SO	BB	IBB	HBP	BLK	WP	HR	S	P	ERA	WHIP								
Sid Fernandez, L ERA: 2.95 Ed Lynch, R ERA: 3.74	(1, 1) (6, 1)	5.0 S	21 16	4 4	3 0	3 0	5 2	2 1	0 0	0 0	0 0	0 0	1 0	29 19	37 23	5.40 0.00	1.200 1.250								

St. Louis Cardinals @ New York Mets
Shea Stadium, Flushing, NY
Wed Jul 25 1984, 3:33 AM EDT
Att: 37,697 - Unknown

AB 32
R 3
H 8
RBI 3
BB 3
SO 7
LOB 13



Batter	1	2	3	4	5	6	7	8	9	AB	R	H	RBI	BB	SO	LOB	BOTTOM								
Wally Backman, S OBP: 0.379, SLG: 0.353 (1, 4)	0-3 K			0-0 HR 1B	4-0 2B FC3-6 BB	4-0 1-2 BB		0-0 SF7		2	2	1	1	2	1	0									
Mookie Wilson, S OBP: 0.305, SLG: 0.382 (1, 8)	0-3 K			0-0 F8	0-0 1-3 E 2B	0-3 K		3-1 H 1-0 HBP		4	1	1	0	0	2	4									
Keith Hernandez, L OBP: 0.410, SLG: 0.447 (1, 3)	0-3 K			4-0 1-2 HR BB	4-0 FC3-6 IBB	0-0 1-2 2-3 3-H 1B		0-0 F9		3	1	1	1	2	1	2									
Darryl Strawberry, L OBP: 0.350, SLG: 0.480 (1, 9)		0-0 5-3		0-0 HR 2H	0-0 FC3-6 E S	0-3 K		0-3 K		5	2	1	4	0	2	6									
Hubie Brooks, R OBP: 0.365, SLG: 0.448 (1, 5)		0-0 4-3		0-0 S SF7 1B	0-0 E8 1-H 1B		0-3 K			4	1	2	1	0	1	0									
Danny Heep, L OBP: 0.359, SLG: 0.398 (1, 7)		0-0 F8		0-0 S 1B	0-0 F9		4-0 G6-4-3 BB			3	0	1	0	1	0	1									
Mike Fitzgerald, R OBP: 0.304, SLG: 0.323 (1, 2)			0-0 6-3	0-0 SF7		0-0 5-3		0-0 G6-4-3		3	0	0	1	0	0	1									
Rafael Santana, R OBP: 0.310, SLG: 0.321 (1, 6)		0-0 6-3		0-0 F8		0-0 1B 1B		0-0 2B SF7 1B		4	2	2	0	0	0	1									
Sid Fernandez, L OBP: 0.286, SLG: 0.286 Ron Hodges, L OBP: 0.329, SLG: 0.234 Ed Lynch, R OBP: 0.227, SLG: 0.273 (1, 1) (5, PH) (6, 1)			0-3 K		0-3 K		0-0 1B BB 1B		0-0 1-3 2B	1	0	0	0	0	1	0									
Inning Stats	R: 0 E: 0 K: 3 S: 9	H: 0 LOB: 0 BB: 0 P: 9	R: 0 E: 0 K: 0 S: 3	H: 0 LOB: 0 BB: 0 P: 3	R: 0 E: 0 K: 1 S: 5	H: 0 LOB: 0 BB: 0 P: 5	R: 4 E: 0 K: 0 S: 7	H: 4 LOB: 1 BB: 1 P: 11	R: 3 E: 0 K: 1 S: 7	H: 2 LOB: 1 BB: 2 P: 15	R: 1 E: 0 K: 2 S: 10	H: 3 LOB: 3 BB: 1 P: 14	R: 0 E: 0 K: 1 S: 4	H: 0 LOB: 0 BB: 1 P: 8	R: 1 E: 0 K: 1 S: 7	H: 2 LOB: 2 BB: 0 P: 8	1B: 8 2B: 2 3B: 0 HR: 1	SF: 2 SAC: 0 DP: 1 HBP: 1	WP: 0 PB: 0 SB: 4 CS: 0	PA: 40					
PITCHER	IP	WLS	BF	H	R	ER	SO	BB	IBB	HBP	BLK	WP	HR	S	P	ERA	WHIP								
Kurt Kepshire, R ERA: 4.15 Ralph Citarella, R ERA: 4.19 Dave Vonohien, L ERA: 1.66 Jeff Lahti, R ERA: 3.35	(1, 1) (5, 1) (6, 1) (8, 1)	4.2 0.2 1.2 1.0	L 5 6 6	23 2 1 2	6 1 0 2	7 1 0 1	5 0 0 1	2 1 0 0	0 0 0 1	0 0 0 0	0 0 0 0	0 0 0 0	0 0 11 0	4 8 15 7	8 42 15 8	13.50 1.714 0.00 9.00	4.500 1.714 1.200 2.000								

St. Louis Cardinals @ New York Mets
Shea Stadium, Flushing, NY
Wed Jul 25 1984, 3:33 AM EDT
Att: 37,697 - Unknown

AB 32
R 9
H 11
RBI 8
BB 5
SO 9
LOB 15



Batter	1	2	3	4	5	6	7	8	9	AB	R	H	RBI	BB	SO	LOB	TOP										
Bob Dernier, R (1, 8) OBP: 0.398, SLG: 0.402	4-0 23 4-3 1B BB	0-0 F9		0-0 4-3			0-0 2B		0-0 L3	4	1	1	0	1	0	4											
23 Ryne Sandberg, R (1, 4) OBP: 0.378, SLG: 0.553	0-0 4-3		0-0 4-3		0-0 8-2 3B		0-0 5-3			4	0	1	0	0	0	2											
Gary Matthews, R (1, 7) OBP: 0.400, SLG: 0.401	0-0 1B		4-0 6-3 BB		4-0 BB		4-0 BB			1	0	1	1	3	0	0											
Leon Durham, L (1, 3) OBP: 0.383, SLG: 0.514	0-3 K		0-0 6-3		0-0 8-2		0-0 6-3			4	0	0	0	0	1	6											
Keith Moreland, R (1, 9) OBP: 0.323, SLG: 0.426	0-3 K		0-0 F9		0-3 K			0-0 P3		4	0	0	0	0	2	3											
Jody Davis, R (1, 2) OBP: 0.336, SLG: 0.458		0-3 K		0-0 F7		0-3 K		0-3 K		4	0	0	0	0	3	0											
Ron Cey, R (1, 5) OBP: 0.295, SLG: 0.389		4-0 BB BB		0-3 K		0-0 F9		0-3 K		3	0	0	0	1	2	0											
Larry Bowa, S (1, 6) OBP: 0.273, SLG: 0.277		0-0 P3		4-0 BB BB		0-0 1-3		0-0 P4		2	0	0	0	1	0	1											
Thad Bosley, L (9, PH) OBP: 0.300, SLG: 0.269										0	0	0	0	0	0	0											
Henry Cotto, R (9, PH) OBP: 0.303, SLG: 0.246										1	0	0	0	0	0	0											
Dick Ruthven, R (1, 1) OBP: 0.280, SLG: 0.375		4-0 BB BB		0-0 1-2 BB		0-0 1-2 1B		0-0 F8		2	0	1	0	1	0	0											
Tim Stoddard, R (7, 1) OBP: 0.311, SLG: 0.111										0	0	0	0	0	0	0											
Gary Woods, R (9, PH) OBP: 0.354, SLG: 0.471		1-2 BB								1	0	0	0	0	0	0											
Inning Stats	R: 1 E: 0 K: 2 S: 8	H: 1 LOB: 1 BB: 1 P: 12	R: 0 E: 0 K: 1 S: 5	H: 0 LOB: 2 BB: 2 P: 13	R: 0 E: 0 K: 0 S: 3	H: 0 LOB: 1 BB: 1 P: 7	R: 0 E: 0 K: 1 S: 6	H: 1 LOB: 2 BB: 1 P: 10	R: 0 E: 0 K: 1 S: 5	H: 0 LOB: 0 BB: 0 P: 5	R: 0 E: 0 K: 0 S: 4	H: 1 LOB: 2 BB: 1 P: 8	R: 0 E: 0 K: 2 S: 7	H: 0 LOB: 0 BB: 0 P: 7	R: 0 E: 0 K: 0 S: 3	H: 0 LOB: 0 BB: 0 P: 3	1B: 2 2B: 2 3B: 1 HR: 0	SF: 0 SAC: 0 DP: 1 HBP: 0	WP: 0 PB: 0 SB: 3 CS: 0	PA: 37							
PITCHER	IP	WLS	BF	H	R	ER	SO	BB	IBB	HBP	BLK	WP	HR	S	P	ERA	WHIP										
Dwight Gooden, R (1, 1) ERA: 2.8	8.0	W	34	4	1	1	8	7	0	0	0	0	0	43	71	1.12	1.375										
Jesse Orosco, L (9, 1) ERA: 1.73	1.0	S	3	0	0	0	0	0	0	0	0	0	0	3	3	0.00	0.000										

Chicago Cubs @ New York Mets
Shea Stadium, Flushing, NY
Fri Jul 27 1984, 7:05 PM EDT
Att: 51,102 - Unknown

AB	30
R	1
H	4
RBI	1
BB	7
SO	8
LOB	16



Batter	1	2	3	4	5	6	7	8	9	AB	R	H	RBI	BB	SO	LOB	BOTTOM										
Wally Backman, S (1, 4) OBP: 0.380, SLG: 0.355	0-0 4-3		0-0 4-3		0-0 FC5-4 1B		0-0 CS			4	0	2	1	0	0	0											
Mookie Wilson, S (1, 8) OBP: 0.302, SLG: 0.378	0-0 6-3		0-0 F8		0-0 FC5-4 1-2		0-3 FC CS			4	0	0	0	0	0	2											
Keith Hernandez, L (1, 3) OBP: 0.409, SLG: 0.444	0-0 BB 1B		0-3 K		0-0 4-3 1-2		0-0 CS 1-2		0-3 K	4	1	1	0	0	2	1											
Darryl Strawberry, L (1, 9) OBP: 0.352, SLG: 0.479	4-0 1B BB			0-0 G3		0-0 F5		0-0 BB S 1B		3	0	1	0	1	0	0											
George Foster, R (1, 7) OBP: 0.297, SLG: 0.420	0-0 1-3 2H 1B			0-3 K		1-0 1B HBP		0-3 K		3	0	1	1	0	2	1											
Hubie Brooks, R (1, 5) OBP: 0.370, SLG: 0.450	0-0 F7			0-0 BB 1B		0-0 BB 1B		4-0 BB IBB		3	0	2	0	1	0	2											
Mike Fitzgerald, R (1, 2) OBP: 0.312, SLG: 0.325		0-0 G4-6-3 1B		4-0 FC6-4 1-2 BB		0-0 5-3		4-0 BB BB		2	0	1	0	2	0	1											
Rafael Santana, R (1, 6) OBP: 0.313, SLG: 0.300		0-0 G4-6-3		0-0 FC6-4			4-0 SH3 1B BB		0-0 F8	2	1	0	0	1	0	3											
Rusty Staub, L (9, PH) OBP: 0.348, SLG: 0.350										1	0	0	0	0	0	3											
Ross Jones, R (9, 6) OBP: 0.333, SLG: 0.222		1-2		1-2						0	0	0	0	0	0	0											
Dwight Gooden, R (1, 1) OBP: 0.130, SLG: 0.116		0-3 K			0-3 K		0-0 SH3			2	0	0	0	0	2	0											
Jesse Orosco, R (9, 1) OBP: 0.667, SLG: 0.333										0	0	0	0	0	0	0											
Inning Stats	R: 1 E: 0 K: 0 S: 5	H: 2 LOB: 2 BB: 1 P: 9	R: 0 E: 0 K: 1 S: 5	H: 1 LOB: 0 BB: 0 P: 5	R: 0 E: 0 K: 1 S: 5	H: 0 LOB: 0 BB: 0 P: 5	R: 0 E: 0 K: 1 S: 6	H: 1 LOB: 2 BB: 1 P: 10	R: 0 E: 0 K: 0 S: 3	H: 1 LOB: 1 BB: 0 P: 4	R: 1 E: 0 K: 0 S: 5	H: 1 LOB: 0 BB: 1 P: 9	R: 0 E: 0 K: 2 S: 8	H: 1 LOB: 3 BB: 2 P: 16	R: 0 E: 0 K: 0 S: 8	H: 1 LOB: 2 BB: 2 P: 16	1B: 8 2B: 0 3B: 0 HR: 0	SF: 0 SAC: 1 DP: 1 HBP: 1	WP: 1 PB: 0 SB: 2 CS: 2	PA: 36							
PITCHER	IP	WLS	BF	H	R	ER	SO	BB	IBB	HBP	BLK	WP	HR	S	P	ERA	WHIP										
Dick Ruthven, R (1, 1) ERA: 4.73	6.1	L	28	7	2	2	4	3	0	1	0	0	0	32	45	2.84	1.579										
Tim Stoddard, R (7, 1) ERA: 2.43	1.2		7	1	0	0	3	1	1	0	0	1	0	11	19	0.00	1.200										

Chicago Cubs @ New York Mets
Shea Stadium, Flushing, NY
Fri Jul 27 1984, 7:05 PM EDT
Att: 51,102 - Unknown

AB	28
R	2
H	8
RBI	2
BB	5
SO	6
LOB	13



Batter	1	2	3	4	5	6	7	8	9	AB	R	H	RBI	BB	SO	LOB	TOP					
Bob Dernier, R OBP: 0.395, SLG: 0.399										5	1	1	0	0	1	5	Chicago Cubs @ New York Mets Shea Stadium, Flushing, NY Sat Jul 28 1984, 3:33 AM EDT Att: 37,518 - Unknown					
23 Ryne Sandberg, R OBP: 0.391, SLG: 0.557										4	2	2	3	1	0	1						
Gary Matthews, R OBP: 0.404, SLG: 0.404										3	1	2	0	1	1							
Henry Cotto, R OBP: 0.312, SLG: 0.257										1	1	1	2	0	0	0						
Leon Durham, L OBP: 0.386, SLG: 0.521										4	2	2	2	1	0	3						
Keith Moreland, R OBP: 0.322, SLG: 0.425										3	1	1	1	0	1	1						
Jody Davis, R OBP: 0.337, SLG: 0.459										4	0	1	0	1	1	2						
Ron Cey, R OBP: 0.297, SLG: 0.389										5	1	2	2	0	1	2						
Larry Bowa, S OBP: 0.274, SLG: 0.277										3	1	1	0	0	0	1						
Jay Johnstone, L OBP: 0.371, SLG: 0.357										0	0	0	0	1	0	0						
Dave Owen, S OBP: 0.286, SLG: 0.306										1	1	0	0	0	0	1						
Rick Sutcliffe, L OBP: 0.125, SLG: 0.167										2	0	0	0	0	1	1						
Lee Smith, R										1	0	0	0	0	1	3						
George Frazier, R										0	0	0	0	0	0	0						
Inning Stats	R: 0 E: 0 K: 0 S: 4	H: 2 LOB: 1 BB: 0 P: 4	R: 0 E: 0 K: 2 S: 7	H: 0 LOB: 0 BB: 0 P: 7	R: 0 E: 0 K: 2 S: 7	H: 0 LOB: 0 BB: 0 P: 7	R: 2 E: 0 K: 0 S: 5	H: 2 LOB: 1 BB: 1 P: 9	R: 1 E: 0 K: 1 S: 7	H: 2 LOB: 1 BB: 0 P: 7	R: 0 E: 0 K: 1 S: 4	H: 0 LOB: 0 BB: 0 P: 8	R: 0 E: 0 K: 0 S: 4	H: 1 LOB: 1 BB: 0 P: 4	R: 3 E: 1 K: 1 S: 11	H: 5 LOB: 2 BB: 3 P: 23	R: 0 E: 0 K: 0 S: 4	H: 1 LOB: 1 BB: 0 P: 4	1B: 9 2B: 3 3B: 1 HR: 0	SF: 1 SAC: 2 DP: 2 HBP: 0	WP: 2 PB: 0 CS: 0	PA: 44
PITCHER	IP WLS BF H R ER SO BB IBB HBP BLK WP HR S P ERA WHIP																					
Ron Darling, R ERA: 3.27	(1, 1) 7.0 28 7 3 3 6 2 0 0 0 0 0 0 38 46 3.86 1.286																					
Doug Sisk, R ERA: 1.92	(8, 1) 0.0 L 4 2 4 4 0 1 0 0 0 1 0 3 7 ∞ ∞																					
Brent Gaff, R ERA: 3.53	(8, 1) 1.0 8 3 4 3 1 0 2 0 1 0 0 8 16 27.00 3.000																					
Tom Gorman, L ERA: 3.5	(9, 1) 1.0 4 1 0 0 0 0 0 0 0 0 1 0 4 4 0.00 1.000																					

Batter	1	2	3	4	5	6	7	8	9	AB	R	H	RBI	BB	SO	LOB	BOTTOM					
Wally Backman, S OBP: 0.378, SLG: 0.353										4	1	1	0	0	2	1	Chicago Cubs @ New York Mets Shea Stadium, Flushing, NY Sat Jul 28 1984, 3:33 AM EDT Att: 37,518 - Unknown					
Mookie Wilson, S OBP: 0.299, SLG: 0.374										4	0	0	0	0	1							
Keith Hernandez, L OBP: 0.409, SLG: 0.442										2	0	0	0	2	1	0						
Darryl Strawberry, L OBP: 0.351, SLG: 0.476										4	0	1	1	0	1	1						
Danny Heep, L OBP: 0.349, SLG: 0.386										4	0	0	0	0	2							
Hubie Brooks, R OBP: 0.371, SLG: 0.451										4	2	2	0	0	2							
Tom Gorman, L										0	0	0	0	0	0							
Mike Fitzgerald, R OBP: 0.311, SLG: 0.328										4	1	1	0	0	0	0						
Rafael Santana, R OBP: 0.333, SLG: 0.333										3	0	1	2	1	1	0						
Ron Darling, R OBP: 0.128, SLG: 0.133										2	0	0	0	0	1							
Rusty Staub, L OBP: 0.340, SLG: 0.341										1	0	0	0	0	2							
Doug Sisk, R OBP: 0.182, SLG: 0.100										0	0	0	0	0	0							
Brent Gaff, R										0	0	0	0	0	0							
Ross Jones, R OBP: 0.308, SLG: 0.200										1	0	0	0	1	0							
Inning Stats	R: 0 E: 0 K: 2 S: 7	H: 0 LOB: 1 BB: 1 P: 11	R: 0 E: 0 K: 0 S: 3	H: 0 LOB: 0 BB: 0 P: 3	R: 0 E: 0 K: 2 S: 7	H: 0 LOB: 0 BB: 0 P: 7	R: 0 E: 0 K: 1 S: 5	H: 0 LOB: 0 BB: 0 P: 5	R: 2 E: 0 K: 0 S: 6	H: 3 LOB: 1 BB: 0 P: 6	R: 0 E: 0 K: 0 S: 3	H: 0 LOB: 0 BB: 0 P: 3	R: 1 E: 1 K: 0 S: 4	H: 1 LOB: 1 BB: 1 P: 8	R: 1 E: 0 K: 0 S: 5	H: 2 LOB: 2 BB: 1 P: 9	R: 0 E: 0 K: 1 S: 5	H: 0 LOB: 0 BB: 0 P: 5	1B: 4 2B: 3 3B: 0 HR: 0	SF: 0 SAC: 0 DP: 1 HBP: 0	WP: 1 PB: 0 CS: 0	PA: 36
PITCHER	IP WLS BF H R ER SO BB IBB HBP BLK WP HR S P ERA WHIP																					
Rick Sutcliffe, R ERA: 4.07	(1, 1) 6.1 26 4 3 2 5 2 0 0 0 0 0 0 34 42 2.84 0.947																					
Lee Smith, R ERA: 3.8	(7, 1) 1.2 W 7 2 1 1 0 1 0 0 0 0 0 6 10 5.40 1.800																					
George Frazier, R ERA: 4.11	(9, 1) 1.0 3 0 0 0 1 0 0 0 0 0 0 5 5 0.00 0.000																					



Batter	1	2	3	4	5	6	7	8	9	AB	R	H	RBI	BB	SO	LOB	TOP								
Bob Dernier, R (1, 8) OBP: 0.394, SLG: 0.396	F2			CS BB	K			F7		3	0	0	0	1	1	2									
23 Ryne Sandberg, R (1, 4) OBP: 0.380, SLG: 0.554	4-3			F8				F8		4	0	1	0	0	0	1									
Gary Matthews, R (1, 7) Henry Cotto, R (9, PR) OBP: 0.312, SLG: 0.257	F9			K				1B		4	0	1	0	0	2	2									
Leon Durham, L (1, 3) OBP: 0.391, SLG: 0.522								1B		3	1	2	1	1	0	0									
Keith Moreland, R (1, 9) OBP: 0.325, SLG: 0.426	G6-4-3							1B		4	1	2	0	0	0	3									
Jody Davis, R (1, 2) OBP: 0.337, SLG: 0.457								1B		3	0	1	1	0	1	1									
Ron Cey, R (1, 5) OBP: 0.294, SLG: 0.387				5-3				K		2	0	0	1	0	1	0									
Larry Bowa, S (1, 6) OBP: 0.274, SLG: 0.275				6-3				K		2	0	0	0	1	1	0									
Steve Trout, L (1, 1) OBP: 0.159, SLG: 0.140				F7				F8		2	0	0	0	0	0	0									
Inning Stats	R: 0 E: 0 K: 0 S: 3	H: 0 LOB: 0 BB: 0 P: 3	R: 0 E: 0 K: 1 S: 5	H: 1 LOB: 0 BB: 0 P: 5	R: 0 E: 0 K: 0 S: 3	H: 0 LOB: 0 BB: 0 P: 3	R: 0 E: 0 K: 1 S: 4	H: 0 LOB: 1 BB: 1 P: 8	R: 2 E: 0 K: 1 S: 7	H: 2 LOB: 2 BB: 2 P: 15	R: 0 E: 0 K: 1 S: 5	H: 1 LOB: 0 BB: 0 P: 5	R: 0 E: 0 K: 1 S: 5	H: 1 LOB: 0 BB: 0 P: 5	R: 0 E: 0 K: 1 S: 5	H: 0 LOB: 0 BB: 0 P: 5	R: 1 E: 0 K: 0 S: 4	H: 2 LOB: 1 BB: 0 P: 4	1B: 7 2B: 1 3B: 0 HR: 0	SF: 1 SAC: 1 DP: 3 HBP: 0	WP: 0 PB: 0 SB: 1 CS: 3	PA: 32			
PITCHER	IP	WLS	BF	H	R	ER	SO	BB	IBB	HBP	BLK	WP	HR	S	P	ERA	WHIP								
Walt Terrell, R (1, 1) ERA: 3.16	8.0	L	28	5	2	2	6	3	0	0	0	0	0	37	49	2.25	1.000								
Doug Sisk, R (9, 1) ERA: 1.93	1.0		4	2	1	1	0	0	0	0	0	0	0	4	4	9.00	2.000								

Chicago Cubs @ New York Mets
Shea Stadium, Flushing, NY
Sun Jul 29 1984, 3:33 AM EDT
Unknown

AB	27
R	3
H	7
RBI	3
BB	3
SO	6
LOB	9



Batter	1	2	3	4	5	6	7	8	9	AB	R	H	RBI	BB	SO	LOB	BOTTOM								
Mookie Wilson, S (1, 8) OBP: 0.298, SLG: 0.372	4-3		6-3			E9			5-3	4	0	1	0	0	0	1									
Kelvin Chapman, R (1, 4) OBP: 0.400, SLG: 0.358	6-3		5-3			6-3			F7	4	0	0	0	0	0	2									
Keith Hernandez, L (1, 3) OBP: 0.410, SLG: 0.442	4-3								1B	4	0	2	0	0	0	0									
George Foster, R (1, 7) OBP: 0.293, SLG: 0.415			4-3		G6-4-3				L3	4	0	0	0	0	1	2									
Darryl Strawberry, L (1, 9) OBP: 0.348, SLG: 0.472			K		K				6-3	3	0	0	0	0	2	0									
Hubie Brooks, R (1, 5) OBP: 0.373, SLG: 0.453									K	3	0	2	0	0	1	0									
Mike Fitzgerald, R (1, 2) OBP: 0.307, SLG: 0.324									K	3	0	0	0	0	1	2									
Rafael Santana, R (1, 6) OBP: 0.359, SLG: 0.361									1B	3	0	2	0	0	0	0									
Walt Terrell, L (1, 1) Jerry Martin, R (8, PH) Doug Sisk, R (9, 1) OBP: 0.118, SLG: 0.140 OBP: 0.136, SLG: 0.209 OBP: 0.182, SLG: 0.100									K	1	0	0	0	0	0	0									
Inning Stats	R: 0 E: 0 K: 0 S: 3	H: 0 LOB: 0 BB: 0 P: 3	R: 0 E: 0 K: 1 S: 6	H: 1 LOB: 0 BB: 0 P: 6	R: 0 E: 0 K: 0 S: 4	H: 1 LOB: 1 BB: 0 P: 4	R: 0 E: 0 K: 1 S: 5	H: 1 LOB: 0 BB: 0 P: 5	R: 0 E: 0 K: 0 S: 3	H: 1 LOB: 0 BB: 0 P: 3	R: 0 E: 1 K: 0 S: 3	H: 1 LOB: 0 BB: 0 P: 3	R: 0 E: 0 K: 0 S: 3	H: 0 LOB: 0 BB: 0 P: 3	R: 0 E: 0 K: 3 S: 10	H: 1 LOB: 1 BB: 0 P: 10	R: 0 E: 0 K: 1 S: 6	H: 1 LOB: 1 BB: 0 P: 6	1B: 7 2B: 0 3B: 0 HR: 0	SF: 0 SAC: 1 DP: 2 HBP: 0	WP: 0 PB: 0 SB: 0 CS: 1	PA: 31			
PITCHER	IP	WLS	BF	H	R	ER	SO	BB	IBB	HBP	BLK	WP	HR	S	P	ERA	WHIP								
Steve Trout, L (1, 1) ERA: 3.33	9.0	W	31	7	0	0	6	0	0	0	0	0	0	43	43	0.00	0.778								

Chicago Cubs @ New York Mets
Shea Stadium, Flushing, NY
Sun Jul 29 1984, 3:33 AM EDT
Unknown

AB	30
R	0
H	7
RBI	0
BB	0
SO	6
LOB	8



Batter	1	2	3	4	5	6	7	8	9	AB	R	H	RBI	BB	SO	LOB	TOP								
Bob Dernier, R (1, 8) OBP: 0.395, SLG: 0.397 Henry Cotto, R (5, PH) OBP: 0.329, SLG: 0.268	P5			23 1B 2B	4-0 23 CS BB			1-2 1B		2	1	1	0	0	0	0									
23 Ryne Sandberg, R (1, 4) OBP: 0.391, SLG: 0.561	F9			2B HR	CS			K		4	2	2	1	0	1	2									
Keith Moreland, R (1, 9) OBP: 0.320, SLG: 0.420	F9			F8				F7		4	0	0	0	0	0	4									
Leon Durham, L (1, 3) OBP: 0.389, SLG: 0.522		4-3		HR	4-3			F8		4	1	1	1	0	0	2									
Jody Davis, R (1, 2) OBP: 0.339, SLG: 0.467		G4-6-3 1B		HR	F8			F3		4	1	2	3	0	0	0									
Thad Bosley, L (1, 7) OBP: 0.285, SLG: 0.233		G4-6-3 1-2		HR	6-3			K		4	0	0	0	0	1	1									
Dan Rohn, L (1, 5) OBP: 0.100, SLG: 0.400				K	4-3			F2		4	0	0	0	0	2	0									
Dave Owen, S (1, 6) OBP: 0.274, SLG: 0.292				6-3				G3		3	0	0	0	0	0	0									
Scott Sanderson, R (1, 1) OBP: 0.172, SLG: 0.111 Lee Smith, R (8, 1)				F7				F7		3	0	1	0	0	0	0									
								1B		0	0	0	0	0	0	0									
Inning Stats	R: 0 E: 0 K: 0 S: 3	H: 0 LOB: 0 BB: 0 P: 3	R: 0 E: 0 K: 0 S: 3	H: 1 LOB: 0 BB: 0 P: 3	R: 0 E: 0 K: 1 S: 5	H: 0 LOB: 0 BB: 0 P: 5	R: 4 E: 0 K: 0 S: 7	H: 4 LOB: 0 BB: 0 P: 7	R: 0 E: 0 K: 0 S: 2	H: 0 LOB: 0 BB: 1 P: 6	R: 1 E: 0 K: 0 S: 4	H: 1 LOB: 0 BB: 0 P: 4	R: 0 E: 0 K: 0 S: 3	H: 0 LOB: 0 BB: 0 P: 3	R: 0 E: 0 K: 1 S: 7	H: 2 LOB: 2 BB: 0 P: 7	R: 0 E: 0 K: 2 S: 7	H: 0 LOB: 0 BB: 0 P: 7	1B: 5 2B: 1 3B: 0 HR: 2	SF: 0 SAC: 0 DP: 1 HBP: 0	WP: 0 PB: 0 SB: 0 CS: 1	PA: 35			
PITCHER	IP	WLS	BF	H	R	ER	SO	BB	IBB	HBP	BLK	WP	HR	S	P	ERA	WHIP								
Bruce Berenyi, R (1, 1) ERA: 4.84	5.0	L	19	5	4	4	1	1	0	0	0	0	1	20	24	7.20	1.200								
Brent Gaff, R (6, 1) ERA: 3.49	3.0		12	3	1	1	1	0	0	0	0	0	1	14	14	3.00	1.000								
Wes Gardner, R (9, 1) ERA:	1.0		3	0	0	0	2	0	0	0	0	0	0	7	7	0.00	0.000								

Chicago Cubs @ New York Mets
Shea Stadium, Flushing, NY
Sun Jul 29 1984, 3:38 AM EDT
Att: 50,443 - Unknown

AB	33
R	5
H	8
RBI	5
BB	1
SO	4
LOB	9



Batter	1	2	3	4	5	6	7	8	9	AB	R	H	RBI	BB	SO	LOB	BOTTOM								
Wally Backman, S (1, 4) OBP: 0.380, SLG: 0.355	6-3				5-3			2B 1B		4	1	2	0	0	0	1									
Mookie Wilson, S (1, 8) OBP: 0.301, SLG: 0.379	5-3 2B			P4				K		4	0	2	1	0	1	1									
Keith Hernandez, L (1, 3) OBP: 0.406, SLG: 0.437 Wes Gardner, R (9, 1)	5-3 2-3			F8				F8		4	0	0	0	0	1	3									
								K		0	0	0	0	0	0	0									
Darryl Strawberry, L (1, 9) OBP: 0.347, SLG: 0.468				G3				F8		3	0	0	0	1	0	0									
Danny Heep, L (1, 7) OBP: 0.340, SLG: 0.374								F7		4	0	0	0	0	1	2									
Hubie Brooks, R (1, 5) OBP: 0.369, SLG: 0.448				K				F8		4	0	0	0	0	1	0									
Rafael Santana, R (1, 6) OBP: 0.357, SLG: 0.385				K				5-3		3	0	1	0	0	1	0									
Junior Ortiz, R (1, 2) OBP: 0.224, SLG: 0.229				6-3				F9		3	0	0	0	0	0	1									
Bruce Berenyi, R (1, 1) OBP: 0.088, SLG: 0.091 Ron Hodges, L (5, PH) OBP: 0.325, SLG: 0.231 Brent Gaff, R (6, 1) Rusty Staub, L (8, PH) OBP: 0.333, SLG: 0.333				6-3				K		1	0	0	0	0	0	0									
										0	0	0	0	0	0	0									
										1	0	0	0	0	1	0									
Inning Stats	R: 0 E: 0 K: 0 S: 4	H: 1 LOB: 2 BB: 1 P: 8	R: 0 E: 0 K: 2 S: 7	H: 0 LOB: 0 BB: 0 P: 7	R: 0 E: 0 K: 0 S: 4	H: 1 LOB: 1 BB: 0 P: 4	R: 0 E: 0 K: 1 S: 5	H: 0 LOB: 0 BB: 0 P: 5	R: 0 E: 0 K: 1 S: 6	H: 1 LOB: 1 BB: 0 P: 6	R: 0 E: 0 K: 1 S: 5	H: 0 LOB: 0 BB: 0 P: 5	R: 0 E: 0 K: 0 S: 3	H: 0 LOB: 0 BB: 0 P: 3	R: 1 E: 0 K: 2 S: 9	H: 2 LOB: 1 BB: 0 P: 9	R: 0 E: 0 K: 0 S: 3	H: 0 LOB: 0 BB: 0 P: 3	1B: 2 2B: 3 3B: 0 HR: 0	SF: 0 SAC: 0 DP: 0 HBP: 0	WP: 0 PB: 0 SB: 0 CS: 0	PA: 33			
PITCHER	IP	WLS	BF	H	R	ER	SO	BB	IBB	HBP	BLK	WP	HR	S	P	ERA	WHIP								
Scott Sanderson, R (1, 1) ERA: 3.22	7.2	W	29	5	1	1	6	1	0	0	0	0	0	40	44	1.17	0.783								
Lee Smith, R (8, 1) ERA: 3.72	1.1		4	0	0	0	1	0	0	0	0	0	0	6	6	0.00	0.000								

Chicago Cubs @ New York Mets
Shea Stadium, Flushing, NY
Sun Jul 29 1984, 3:38 AM EDT
Att: 50,443 - Unknown

AB	32
R	1
H	5
RBI	1
BB	1
SO	7
LOB	9




Batter	1	2	3	4	5	6	7	8	9	10	AB	R	H	RBI	BB	SO	LOB	
Mookie Wilson, S OBP: 0.299, SLG: 0.377	(1,8) 0-3 K	(1,8) 0-3 K																
Kelvin Chapman, R OBP: 0.400, SLG: 0.365	(1,4) 0-0 1B	(1,4) 0-0 5-3																
Keith Hernandez, L OBP: 0.404, SLG: 0.432	(1,3) 4-0 1B																	
George Foster, R OBP: 0.296, SLG: 0.416	(1,7) 0-0 1B																	
Daryl Strawberry, L OBP: 0.344, SLG: 0.464	(1,9) 0-0 F7																	
Hubie Brooks, R OBP: 0.366, SLG: 0.443	(1,5) 0-0 5-3																	
Mike Fitzgerald, R OBP: 0.306, SLG: 0.322																		
Rafael Santana, R OBP: 0.370, SLG: 0.395																		
Sid Fernandez, L OBP: 0.222, SLG: 0.222																		
Rusty Staub, L OBP: 0.327, SLG: 0.326																		
Jesse Orosco, R OBP: 0.667, SLG: 0.333																		
Inning Stats	R: 1 E: 0 K: 1 S: 7	H: 2 LOB: 2 BB: 1 P: 11	R: 0 E: 0 K: 1 S: 7	H: 2 LOB: 2 BB: 0 P: 7	R: 0 E: 0 K: 1 S: 5	H: 0 LOB: 0 BB: 0 P: 3	R: 0 E: 0 K: 0 S: 3	H: 0 LOB: 0 BB: 0 P: 3	R: 0 E: 0 K: 1 S: 5	H: 0 LOB: 0 BB: 0 P: 5	R: 0 E: 0 K: 0 S: 3	H: 1 LOB: 0 BB: 0 P: 3	R: 0 E: 0 K: 1 S: 8	H: 2 LOB: 3 BB: 0 P: 8	R: 0 E: 0 K: 1 S: 5	H: 0 LOB: 0 BB: 0 P: 5	1B: 6 2B: 1 3B: 0 HR: 0	SF: 0 SAC: 2 DP: 1 HBP: 0
PITCHER	IP WLS BF H R ER SO BB IBB HBP BLK WP HR S P ERA WHIP																	
Dave LaPoint, L ERA: 3.96	(1,1) 8.0																	
Jeff Lahti, R ERA: 3.23	(9,1) 2.0																	

TOP

New York Mets @ St. Louis Cardinals
Busch Stadium, St. Louis, MO

Mon Jul 30 1984, 7:05 PM CDT
Att: 26,052 - Unknown

AB	35
R	1
H	7
RBI	1
BB	2
SO	6
LOB	18



WP: 0	PA: 39
PB: 0	
SB: 0	
CS: 0	

livebaseballscorecards.com


Batter	1	2	3	4	5	6	7	8	9	10	AB	R	H	RBI	BB	SO	LOB			
Willie McGee, S OBP: 0.315, SLG: 0.379	(1,8) 0-0 G3																			
Tito Landrum, R OBP: 0.346, SLG: 0.419	(1,7) 0-0 5-3																			
Terry Pendleton, S OBP: 0.462, SLG: 0.479	(1,5) 0-0 1B																			
George Hendrick, R OBP: 0.312, SLG: 0.389	(1,9) 0-0 F8																			
David Green, R OBP: 0.287, SLG: 0.376																				
Tom Herr, S OBP: 0.316, SLG: 0.319																				
Chris Speier, R OBP: 0.211, SLG: 0.269																				
Tom Nieto, R OBP: 0.395, SLG: 0.500																				
Dave LaPoint, L OBP: 0.053, SLG: 0.053																				
Jeff Lahti, R OBP: 0.250, SLG: 0.250																				
Lonnie Smith, R OBP: 0.359, SLG: 0.353																				
Inning Stats	R: 0 E: 0 K: 0 S: 4	H: 1 LOB: 1 BB: 0 P: 4	R: 0 E: 0 K: 2 S: 7	H: 0 LOB: 0 BB: 0 P: 7	R: 0 E: 0 K: 0 S: 4	H: 2 LOB: 2 BB: 1 P: 8	R: 0 E: 0 K: 0 S: 3	H: 0 LOB: 0 BB: 0 P: 3	R: 0 E: 0 K: 1 S: 5	H: 0 LOB: 2 BB: 2 P: 13	R: 0 E: 0 K: 0 S: 4	H: 1 LOB: 1 BB: 0 P: 4	R: 0 E: 0 K: 0 S: 4	H: 1 LOB: 0 BB: 0 P: 4	R: 0 E: 0 K: 0 S: 3	H: 0 LOB: 1 BB: 1 P: 7	R: 2 E: 0 K: 1 S: 4	H: 1 LOB: 0 BB: 1 P: 8	1B: 4 2B: 0 3B: 1 HR: 1	SF: 1 SAC: 1 DP: 1 HBP: 0
PITCHER	IP WLS BF H R ER SO BB IBB HBP BLK WP HR S P ERA WHIP																			
Sid Fernandez, L ERA: 2.39	(1,1) 8.0																			
Jesse Orosco, L ERA: 1.99	(9,1) 1.1																			

BOTTOM

New York Mets @ St. Louis Cardinals
Busch Stadium, St. Louis, MO

Mon Jul 30 1984, 7:05 PM CDT
Att: 26,052 - Unknown

AB	31
R	3
H	6
RBI	3
BB	5
SO	4
LOB	11



WP: 0	PA: 38
PB: 0	
SB: 4	
CS: 0	

livebaseballscorecards.com

Batter	1	2	3	4	5	6	7	8	9	AB	R	H	RBI	BB	SO	LOB	TOP			
Wally Backman, S (1,4) OBP: 0.381, SLG: 0.355										3	1	1	0	1	0	1	New York Mets @ St. Louis Cardinals Busch Stadium, St. Louis, MO Tue Jul 31 1984, 7:05 PM CDT Att: 25,546 - Unknown AB 30 R 3 H 5 RBI 3 BB 3 SO 7 LOB 9			
Danny Heep, L (1,9) OBP: 0.331, SLG: 0.363										4	0	0	0	0	0	3				
Keith Hernandez, L (1,3) OBP: 0.407, SLG: 0.434										3	1	2	1	1	1	0				
Darryl Strawberry, L (1,8) OBP: 0.343, SLG: 0.470										4	1	1	2	0	0	2				
George Foster, R (1,7) OBP: 0.295, SLG: 0.417										4	0	1	0	0	2	1				
Hubie Brooks, R (1,5) OBP: 0.382, SLG: 0.438										4	0	0	0	0	1	1				
Mike Fitzgerald, R (1,2) OBP: 0.302, SLG: 0.318										3	0	0	0	0	2	0				
Rafael Santana, R (1,6) OBP: 0.367, SLG: 0.378										2	0	0	0	1	0	0				
Ed Lynch, R (1,1) Tom Gorman, L (4,1) Ron Hodges, L (6, Ph) Brent Gaff, R (6, Ph) Rusty Staub, L (8, Ph) Wes Gardner, R (8, Ph)										1	0	0	0	0	0	0				
Inning Stats	R: 1 E: 0 K: 0 S: 5	H: 2 LOB: 1 BB: 0 P: 5	R: 0 E: 0 K: 2 S: 7	H: 0 LOB: 0 BB: 0 P: 7	R: 0 E: 0 K: 2 S: 2	H: 0 LOB: 0 BB: 1 P: 6	R: 0 E: 0 K: 1 S: 5	H: 0 LOB: 0 BB: 0 P: 5	R: 0 E: 0 K: 1 S: 3	H: 0 LOB: 0 BB: 0 P: 3	R: 2 E: 0 K: 1 S: 7	H: 2 LOB: 0 BB: 0 P: 7	R: 0 E: 0 K: 1 S: 5	H: 0 LOB: 1 BB: 1 P: 9	R: 0 E: 0 K: 0 S: 3	H: 1 LOB: 1 BB: 1 P: 7	1B: 3 2B: 1 3B: 0 HR: 1	SF: 0 SAC: 0 DP: 2 HBP: 0	WP: 0 PB: 0 SB: 1 CS: 0	PA: 33
PITCHER	IP WLS BF H R ER SO BB IBB HBP BLK WP HR S P ERA WHIP																			
Kurt Kephshire, R (1,1) ERA: 4.09	7.0 W 26 4 3 3 6 2 0 0 0 0 1 36 44 3.86 0.857																			
Bruce Sutter, R (8,1) ERA: 1.49	2.0 S 7 1 0 0 1 1 0 0 0 0 0 8 12 0.00 1.000																			

Batter	1	2	3	4	5	6	7	8	9	AB	R	H	RBI	BB	SO	LOB	BOTTOM			
Willie McGee, S (1,8) OBP: 0.311, SLG: 0.374										4	0	0	0	0	1	2	New York Mets @ St. Louis Cardinals Busch Stadium, St. Louis, MO Tue Jul 31 1984, 7:05 PM CDT Att: 25,546 - Unknown AB 31 R 6 H 10 RBI 5 BB 4 SO 5 LOB 10			
Andy Van Slyke, L (1,7) OBP: 0.352, SLG: 0.360										2	1	0	0	2	1	0				
Terry Pendleton, S (1,5) OBP: 0.482, SLG: 0.500										4	2	3	0	0	0	0				
George Hendrick, R (1,9) OBP: 0.314, SLG: 0.396										4	1	2	2	0	0	2				
Darrell Porter, L (1,2) OBP: 0.350, SLG: 0.394										3	1	1	0	1	0	1				
Tom Herr, S (1,4) OBP: 0.318, SLG: 0.321										4	1	2	1	0	0	1				
David Green, R (1,3) OBP: 0.290, SLG: 0.385										4	0	2	2	0	1	1				
Chris Speier, R (1,6) OBP: 0.212, SLG: 0.261										3	0	0	0	1	1	1				
Kurt Kephshire, L (1,1) Bruce Sutter, R (8,1) Tito Landrum, R (8,9) Wes Gardner, R (8,1)										3	0	0	0	0	1	2				
Inning Stats	R: 2 E: 0 K: 0 S: 5	H: 2 LOB: 1 BB: 1 P: 9	R: 0 E: 0 K: 1 S: 5	H: 0 LOB: 0 BB: 0 P: 5	R: 0 E: 0 K: 1 S: 3	H: 1 LOB: 1 BB: 1 P: 7	R: 2 E: 0 K: 1 S: 7	H: 3 LOB: 1 BB: 1 P: 11	R: 2 E: 0 K: 2 S: 9	H: 3 LOB: 1 BB: 1 P: 13	R: 0 E: 0 K: 1 S: 5	H: 0 LOB: 0 BB: 0 P: 5	R: 0 E: 0 K: 0 S: 3	H: 0 LOB: 0 BB: 0 P: 3	R: 0 E: 0 K: 0 S: 4	H: 1 LOB: 1 BB: 0 P: 4	1B: 7 2B: 2 3B: 1 HR: 0	SF: 0 SAC: 0 DP: 2 HBP: 0	WP: 0 PB: 0 SB: 0 CS: 0	PA: 35
PITCHER	IP WLS BF H R ER SO BB IBB HBP BLK WP HR S P ERA WHIP																			
Ed Lynch, R (1,1) ERA: 4.01	3.0 L 17 6 4 4 1 3 0 0 0 0 0 16 28 12.00 3.000																			
Tom Gorman, L (4,1) ERA: 3.55	2.0 8 3 2 1 3 1 0 0 0 0 0 13 17 4.50 2.000																			
Brent Gaff, R (6,1) ERA: 3.32	2.0 6 0 0 0 1 0 0 0 0 0 0 8 8 0.00 0.000																			
Wes Gardner, R (8,1) ERA:	1.0 4 1 0 0 0 0 0 0 0 0 0 4 4 0.00 1.000																			

Batter	1	2	3	4	5	6	7	8	9	AB	R	H	RBI	BB	SO	LOB	TOP			
Wally Backman, S (1,4) OBP: 0.377, SLG: 0.350	0-3 K		0-0 3-1		0-0 FC6-4 2B		0-0 G3			4	1	0	0	0	1	1	New York Mets @ St. Louis Cardinals Busch Stadium, St. Louis, MO Wed Aug 01 1984, 3:33 AM CDT Att: 38,357 - Unknown livebaseballscores.com			
Danny Heep, L (1,9) OBP: 0.329, SLG: 0.355	0-0 F9		4-0 1-3 BB		0-0 F8		0-0 F7			3	0	0	0	1	0	1				
Daryl Strawberry, L (1,8) OBP: 0.343, SLG: 0.470	0-3 K		0-0 1-3		0-0 2B			0-0 4-3		4	0	1	1	0	1	1				
Rusty Staub, L (1,3)		0-0 2B 1B	0-0 L5		0-0 6-3			0-0 F8		4	1	1	0	0	0	2				
George Foster, R (1,7) OBP: 0.295, SLG: 0.415		0-3 K		0-0 G6-3 1B			0-0 1-3	0-0 F8		4	0	1	0	0	1	1				
Hubie Brooks, R (1,5) OBP: 0.382, SLG: 0.439		0-0 2B		0-0 G6-3			0-0 5-3	0-3 K		3	0	1	1	0	0	1				
Kelvin Chapman, R (7,5) OBP: 0.396, SLG: 0.360		4-0 1-H 2B		4-0 1-2				0-0 K		1	0	0	0	0	1	0				
Ron Hodges, L (1,2) Brent Gaff, R (6,1)		4-0 BB		4-0 FC4-6 BB			0-0 FC5-4 1B	0-0 1B		0	0	0	0	2	0	0				
Mookie Wilson, S (9,PH) OBP: 0.301, SLG: 0.378		0-3 K		0-0 FC4-6			0-0 FC5-4	0-0 F3		1	0	1	0	0	0	0				
Rafael Santana, R (1,6) OBP: 0.340, SLG: 0.347		0-3 K		0-0 FC4-6			0-0 FC5-4	0-0 F3		4	0	0	0	0	1	5				
Dwight Gooden, R (1,1) OBP: 0.128, SLG: 0.114		0-0 F9					0-0 FC6-4 1B	0-0 4-3		1	0	0	0	0	0	2				
Tom Gorman, L (4,1)								0-0 6-3		0	0	0	0	0	0	0				
Junior Ortiz, R (4,2) Jerry Martin, R (6,PH) OBP: 0.156, SLG: 0.227								0-0 6-3		3	0	1	0	0	0	1				
										1	0	1	0	0	0	0				
Inning Stats	R: 0 E: 0 K: 2 S: 7	H: 0 LOB: 0 BB: 0 P: 7	R: 1 E: 0 K: 2 S: 9	H: 2 LOB: 2 BB: 1 P: 13	R: 0 E: 0 K: 0 S: 3	H: 0 LOB: 1 BB: 1 P: 7	R: 0 E: 0 K: 0 S: 3	H: 1 LOB: 1 BB: 1 P: 7	R: 1 E: 0 K: 0 S: 5	H: 2 LOB: 1 BB: 0 P: 5	R: 0 E: 0 K: 0 S: 4	H: 1 LOB: 1 BB: 0 P: 4	R: 0 E: 0 K: 0 S: 3	H: 0 LOB: 0 BB: 0 P: 3	R: 0 E: 0 K: 1 S: 6	H: 1 LOB: 1 BB: 0 P: 6	1B: 5 2B: 2 3B: 0 HR: 0	SF: 0 SAC: 0 DP: 1 HBP: 0	WP: 0 PB: 0 SB: 1 CS: 0	PA: 36
PITCHER Joaquin Andujar, R (1,1) ERA: 3.09	IP: 9.0 WLS: W BF: 36 H: 7 R: 2 ER: 2 SO: 5 BB: 3 IBB: 0 HBP: 0 BLK: 0 WP: 0 HR: 0 S: 43 P: 55 ERA: 2.00 WHIP: 1.111															PITCHER				

Batter	1	2	3	4	5	6	7	8	9	AB	R	H	RBI	BB	SO	LOB	BOTTOM
Willie McGee, S (1,8) OBP: 0.312, SLG: 0.373	0-0 1B 1B	0-0 1-3	0-0 F7		0-0 F9	0-0 1B		0-0 F7		6	1	2	0	0	0	4	New York Mets @ St. Louis Cardinals Busch Stadium, St. Louis, MO Wed Aug 01 1984, 3:33 AM CDT Att: 38,357 - Unknown livebaseballscores.com
Andy Van Slyke, L (1,9) OBP: 0.380, SLG: 0.372	0-0 1B 1B WP	0-0 F2		0-0 1B 2B	0-0 G3 2B	0-0 1B				5	2	4	1	0	0	0	
Terry Pendleton, S (1,5) Art Howe, R (7,5) OBP: 0.325, SLG: 0.299	0-0 WP 1B	0-0 2B		0-0 1B	4-0 G3 IBB	0-0 1B		0-0 6-3		4	2	3	1	1	0	3	
Darrell Porter, L (1,2) Tom Nieto, R (7,PH) OBP: 0.351, SLG: 0.391	1-0 1B FC4-6 HBP	0-0 6-3		4-0 2B 1B	0-0 G3			0-0 6-3		2	2	0	1	1	0	3	
Mike Jorgensen, L (1,3) David Green, R (4,PH) OBP: 0.294, SLG: 0.390	0-0 FC4-6 1B		0-0 1B	0-0 1B 2B	0-0 F8			4-0 PB BB		2	0	2	1	0	0	0	
Tom Herr, S (1,4) Bill Lyons, R (4,FR) OBP: 0.318, SLG: 0.321	0-0 FC4-6 1B		0-3 K	0-0 G6-4-3 1B			4-0 1B 1B BB	4-0 G5-4-3 BB		3	1	1	3	0	1	2	
Tito Landrum, R (1,7) OBP: 0.341, SLG: 0.410	0-0 4-3		0-0 1B	0-0 F8			0-0 F8	0-0 G5-4-3		5	0	1	0	0	0	5	
Chris Speier, R (1,6) OBP: 0.220, SLG: 0.261	0-0 1B		4-0 1B	0-0 G6-4-3			0-0 L4	0-0 1-3		4	0	1	1	1	0	2	
Joaquin Andujar, S (1,1) OBP: 0.227, SLG: 0.250	0-3 K		0-3 K		0-0 2B G3 1B		0-0 1B 1B	0-0 G3		5	1	2	0	0	2	4	
										1B: 14 2B: 3 3B: 0 HR: 0	SF: 0 SAC: 0 DP: 2 HBP: 1	WP: 2 PB: 1 SB: 5 CS: 0	PA: 46				
Inning Stats	R: 5 E: 0 K: 1 S: 10	H: 5 LOB: 1 BB: 0 P: 11	R: 0 E: 0 K: 0 S: 4	H: 1 LOB: 1 BB: 0 P: 4	R: 0 E: 0 K: 2 S: 9	H: 2 LOB: 3 BB: 1 P: 13	R: 0 E: 0 K: 0 S: 6	H: 4 LOB: 1 BB: 1 P: 10	R: 1 E: 0 K: 0 S: 5	H: 3 LOB: 3 BB: 1 P: 9	R: 1 E: 0 K: 0 S: 6	H: 3 LOB: 1 BB: 1 P: 10	R: 0 E: 0 K: 0 S: 2	H: 0 LOB: 1 BB: 2 P: 10	R: 0 E: 0 K: 0 S: 3	H: 0 LOB: 0 BB: 0 P: 3	
PITCHER Dwight Gooden, R (1,1) ERA: 3.2	IP: 3.0 WLS: L BF: 21 H: 10 R: 7 ER: 7 SO: 3 BB: 1 IBB: 0 HBP: 0 BLK: 0 WP: 0 HR: 0 S: 25 P: 30 ERA: 21.00 WHIP: 3.667															PITCHER	
Tom Gorman, L (4,1) ERA: 4.05	IP: 2.0 WLS: L BF: 11 H: 4 R: 3 ER: 3 SO: 0 BB: 1 IBB: 0 HBP: 0 BLK: 0 WP: 0 HR: 0 S: 9 P: 17 ERA: 13.50 WHIP: 2.500															PITCHER	
Brent Gaff, R (6,1) ERA: 3.3	IP: 3.0 WLS: L BF: 14 H: 3 R: 1 ER: 1 SO: 0 BB: 3 IBB: 0 HBP: 0 BLK: 0 WP: 0 HR: 0 S: 11 P: 23 ERA: 3.00 WHIP: 2.000															PITCHER	

Batter	1	2	3	4	5	6	7	8	9	AB	R	H	RBI	BB	SO	LOB	TOP			
Wally Backman, S OBP: 0.378, SLG: 0.350 (1, 4)										3	1	1	0	1	1	1				
Mookie Wilson, S OBP: 0.303, SLG: 0.380 (1, 8)										4	2	2	1	0	0	1				
Keith Hernandez, L OBP: 0.406, SLG: 0.435 (1, 3)										4	0	1	2	0	1	1				
Darryl Strawberry, L OBP: 0.339, SLG: 0.466 (1, 9)										3	0	0	1	0	2	1				
George Foster, R OBP: 0.294, SLG: 0.413 (1, 7)										4	0	1	0	0	2	0				
Hubie Brooks, R OBP: 0.358, SLG: 0.435 (1, 5)										4	0	0	0	0	1	2				
Mike Fitzgerald, R OBP: 0.298, SLG: 0.313 (9, PH)										3	0	0	0	0	2	0				
Danny Heep, L OBP: 0.327, SLG: 0.353 (9, PH)										1	0	0	0	0	0	1				
Rafael Santana, R OBP: 0.339, SLG: 0.346 (9, PH)										3	0	1	0	0	0	0				
Rusty Staub, L OBP: 0.309, SLG: 0.306 (9, PH)										1	0	0	0	0	0	1				
Ron Darling, R OBP: 0.140, SLG: 0.146 (8, 1)										3	1	1	0	0	1	1				
Jesse Orosco, R OBP: 0.667, SLG: 0.333 (8, 1)										0	0	0	0	0	0	0				
Inning Stats	R: 0 E: 0 K: 0 S: 3	H: 1 LOB: 0 BB: 0 P: 3	R: 0 E: 0 K: 1 S: 5	H: 0 LOB: 0 BB: 0 P: 5	R: 0 E: 0 K: 1 S: 6	H: 1 LOB: 1 BB: 0 P: 6	R: 1 E: 0 K: 1 S: 7	H: 2 LOB: 1 BB: 0 P: 7	R: 3 E: 0 K: 2 S: 10	H: 3 LOB: 1 BB: 1 P: 14	R: 0 E: 0 K: 2 S: 7	H: 0 LOB: 0 BB: 0 P: 7	R: 0 E: 0 K: 1 S: 5	H: 0 LOB: 0 BB: 0 P: 5	R: 0 E: 0 K: 1 S: 6	H: 0 LOB: 1 BB: 0 P: 6	1B: 6 2B: 1 3B: 0 HR: 0	SF: 1 SAC: 0 DP: 0 HBP: 0	WP: 1 PB: 0 SB: 1 CS: 1	PA: 35
PITCHER	IP	WLS	BF	H	R	ER	SO	BB	IBB	HBP	BLK	WP	HR	S	P	ERA	WHIP			
Jose DeLeon, R ERA: 3.25 (1, 1)	6.0		25	7	4	4	7	1	0	0	0	0	0	38	42	6.00	1.333			
Don Robinson, R ERA: 3.66 (7, 1)	3.0	W	10	0	0	0	3	0	0	0	0	1	0	16	16	0.00	0.000			

New York Mets @ Pittsburgh Pirates
 Three Rivers Stadium, Pittsburgh, PA
 Thu Aug 02 1984, 7:05 PM EDT
 Att: 8,543 - Unknown

AB	33
R	4
H	7
RBI	4
BB	1
SO	10
LOB	9



Batter	1	2	3	4	5	6	7	8	9	AB	R	H	RBI	BB	SO	LOB	BOTTOM			
Marvell Wynne, L OBP: 0.328, SLG: 0.354 (1, 8)										4	1	2	2	0	0	0				
Lee Mazzilli, S OBP: 0.357, SLG: 0.364 (9, 3)										3	0	0	0	1	0	1				
Bill Madlock, R OBP: 0.298, SLG: 0.326 (1, 5)										4	0	0	0	0	0	2				
Jason Thompson, L OBP: 0.346, SLG: 0.390 (8, PR)										2	0	0	0	2	1	0				
Doug Frobel, L OBP: 0.249, SLG: 0.385 (9, 9)										0	1	0	0	0	0	0				
Tony Peña, R OBP: 0.343, SLG: 0.432 (1, 2)										2	0	0	0	1	1	1				
Johnny Ray, S OBP: 0.356, SLG: 0.381 (1, 4)										4	1	0	0	0	0	3				
Lee Lacy, R OBP: 0.354, SLG: 0.464 (9, 7)										4	2	3	2	0	0	1				
Dale Berra, R OBP: 0.297, SLG: 0.350 (1, 6)										3	1	2	1	0	0	0				
Jose DeLeon, R OBP: 0.073, SLG: 0.075 (6, PH)										1	0	0	0	0	1	0				
Benny Distefano, L OBP: 0.232, SLG: 0.355 (6, PH)										1	0	0	0	0	0	2				
Don Robinson, R OBP: 0.409, SLG: 0.474 (7, 1)										1	0	0	0	0	0	1				
Inning Stats	R: 1 E: 0 K: 0 S: 4	H: 1 LOB: 1 BB: 1 P: 8	R: 2 E: 0 K: 0 S: 6	H: 3 LOB: 2 BB: 1 P: 10	R: 0 E: 0 K: 0 S: 3	H: 0 LOB: 0 BB: 1 P: 7	R: 0 E: 0 K: 1 S: 5	H: 0 LOB: 0 BB: 0 P: 5	R: 0 E: 0 K: 1 S: 7	H: 2 LOB: 2 BB: 0 P: 7	R: 0 E: 0 K: 0 S: 3	H: 0 LOB: 0 BB: 0 P: 3	R: 3 E: 0 K: 0 S: 4	H: 1 LOB: 1 BB: 1 P: 9	R: 0 E: 0 K: 0 S: 4	H: 0 LOB: 0 BB: 1 P: 9	1B: 5 2B: 1 3B: 1 HR: 0	SF: 1 SAC: 1 DP: 0 HBP: 1	WP: 0 PB: 1 SB: 0 CS: 0	PA: 36
PITCHER	IP	WLS	BF	H	R	ER	SO	BB	IBB	HBP	BLK	WP	HR	S	P	ERA	WHIP			
Ron Darling, R ERA: 3.37 (1, 1)	7.0	L	32	6	5	4	3	4	0	1	0	0	0	33	50	5.14	1.429			
Jesse Orosco, L ERA: 2.11 (8, 1)	1.0		4	1	1	1	0	0	0	0	0	0	0	4	4	9.00	1.000			

New York Mets @ Pittsburgh Pirates
 Three Rivers Stadium, Pittsburgh, PA
 Thu Aug 02 1984, 7:05 PM EDT
 Att: 8,543 - Unknown

AB	29
R	6
H	7
RBI	5
BB	4
SO	3
LOB	11



Batter	1	2	3	4	5	6	7	8	9	AB	R	H	RBI	BB	SO	LOB	TOP								
Mookie Wilson, S (1, 8) OBP: 0.300, SLG: 0.376	F8		K			1-3		F9		4	0	0	0	0	1	0									
Kelvin Chapman, R (1, 4) OBP: 0.410, SLG: 0.416	HR		5-3			HR		BB		3	2	2	1	1	0	0									
Keith Hernandez, L (1, 3) OBP: 0.404, SLG: 0.433	FC4-6 1B			6-3		K		K		4	0	1	0	0	2	2									
George Foster, R (1, 7) OBP: 0.296, SLG: 0.423	P4			K		HR		G6-4-3 1B		4	1	2	2	0	1	1									
Hubie Brooks, R (1, 5) OBP: 0.354, SLG: 0.430	FC4-6 1-2			6-3		5-3		G6-4-3 1B		4	0	0	0	0	0	2									
Jerry Martin, R (1, 9) OBP: 0.163, SLG: 0.292		5-3			HR			2-3		4	1	1	1	0	0	0									
Mike Fitzgerald, R (1, 2) OBP: 0.295, SLG: 0.309		F9			K			L4		3	0	0	0	0	1	0									
Rafael Santana, R (1, 6) OBP: 0.322, SLG: 0.327		F8			6-3			F9		3	0	0	0	0	0	0									
Walt Terrell, L (1, 1) OBP: 0.111, SLG: 0.132			K		5-3			K		3	0	0	0	0	2	0									
Inning Stats	R: 1 E: 0 K: 0 S: 5	H: 2 LOB: 1 BB: 0 P: 5	R: 0 E: 0 K: 0 S: 3	H: 0 LOB: 0 BB: 0 P: 3	R: 0 E: 0 K: 2 S: 7	H: 0 LOB: 0 BB: 0 P: 7	R: 0 E: 0 K: 1 S: 5	H: 0 LOB: 0 BB: 0 P: 5	R: 1 E: 0 K: 1 S: 6	H: 1 LOB: 0 BB: 0 P: 6	R: 2 E: 0 K: 1 S: 7	H: 2 LOB: 0 BB: 0 P: 7	R: 0 E: 0 K: 0 S: 3	H: 0 LOB: 0 BB: 0 P: 3	R: 0 E: 0 K: 2 S: 7	H: 0 LOB: 1 BB: 0 P: 11	R: 0 E: 0 K: 0 S: 3	H: 1 LOB: 0 BB: 0 P: 3	1B: 2 2B: 1 3B: 0 HR: 3	SF: 0 SAC: 0 DP: 1 HBP: 0	WP: 0 PB: 0 SB: 0 CS: 0	PA: 33			
PITCHER	IP	WLS	BF	H	R	ER	SO	BB	IBB	HBP	BLK	WP	HR	S	P	ERA	WHIP								
John Candelaria, L (1, 1) ERA: 2.44	8.0	L	30	5	4	4	7	1	0	0	0	0	3	43	47	4.50	0.750								
Kent Tekulve, R (9, 1) ERA: 3.02	1.0		3	1	0	0	0	0	0	0	0	0	0	3	3	0.00	1.000								

New York Mets @ Pittsburgh Pirates
Three Rivers Stadium, Pittsburgh, PA
Fri Aug 03 1984, 7:05 PM EDT
Att: 7,783 - Unknown

AB 32
R 4
H 6
RBI 4
BB 1
SO 7
LOB 5



Batter	1	2	3	4	5	6	7	8	9	AB	R	H	RBI	BB	SO	LOB	BOTTOM								
Marvell Wynne, L (1, 8) OBP: 0.325, SLG: 0.351	4-3		FC1-4-6 1-2		3-1			F7		4	0	0	1	0	0	2									
Lee Mazzilli, S (1, 7) OBP: 0.355, SLG: 0.362	F8		4-3			F9		S 1B		4	0	1	0	0	0	1									
Johnny Ray, S (1, 4) OBP: 0.354, SLG: 0.376	F7			4-3		3-1		4-3		4	0	0	0	0	0	1									
Jason Thompson, L (1, 3) OBP: 0.345, SLG: 0.389		G3		F9		FC5-4 1B		F7		4	0	1	0	0	0	0									
Tony Peña, R (1, 2) OBP: 0.342, SLG: 0.430		6-3				FC5-4 1-2		K		4	0	1	0	0	1	1									
Lee Lacy, R (1, 9) OBP: 0.348, SLG: 0.457		K		G3				F7		4	0	0	0	0	1	1									
Jim Morrison, R (1, 5) OBP: 0.297, SLG: 0.448			F9		K			K		3	0	0	0	0	2	0									
Dale Berra, R (1, 6) OBP: 0.297, SLG: 0.350			E7 1B FC1-4-6		6-3 1B			6-3		3	1	1	0	0	0	0									
John Candelaria, L (1, 1) OBP: 0.200, SLG: 0.271					6-3					2	0	1	0	0	0	1									
Benny Disfano, L (8, PH) OBP: 0.229, SLG: 0.351								P4		1	0	0	0	0	0	0									
Kent Tekulve, R (9, 1) ERA: 3.02										0	0	0	0	0	0	0									
Inning Stats	R: 0 E: 0 K: 0 S: 3	H: 0 LOB: 0 BB: 0 P: 3	R: 0 E: 0 K: 1 S: 5	H: 0 LOB: 0 BB: 0 P: 5	R: 1 E: 1 K: 0 S: 5	H: 1 LOB: 1 BB: 0 P: 5	R: 0 E: 0 K: 0 S: 4	H: 1 LOB: 1 BB: 0 P: 4	R: 0 E: 0 K: 0 S: 4	H: 1 LOB: 1 BB: 0 P: 4	R: 0 E: 0 K: 1 S: 5	H: 0 LOB: 0 BB: 0 P: 5	R: 0 E: 0 K: 0 S: 4	H: 1 LOB: 1 BB: 0 P: 4	R: 0 E: 0 K: 1 S: 5	H: 0 LOB: 0 BB: 0 P: 5	R: 0 E: 0 K: 0 S: 5	H: 0 LOB: 0 BB: 0 P: 5	1B: 5 2B: 0 3B: 0 HR: 0	SF: 0 SAC: 0 DP: 0 HBP: 0	WP: 0 PB: 0 SB: 1 CS: 0	PA: 33			
PITCHER	IP	WLS	BF	H	R	ER	SO	BB	IBB	HBP	BLK	WP	HR	S	P	ERA	WHIP								
Walt Terrell, R (1, 1) ERA: 2.97	9.0	W	33	5	1	0	4	0	0	0	0	0	0	41	41	0.00	0.556								

New York Mets @ Pittsburgh Pirates
Three Rivers Stadium, Pittsburgh, PA
Fri Aug 03 1984, 7:05 PM EDT
Att: 7,783 - Unknown

AB 33
R 1
H 5
RBI 1
BB 0
SO 4
LOB 7




Batter	1	2	3	4	5	6	7	8	9	10	AB	R	H	RBI	BB	SO	LOB										
Mookie Wilson, S OBP: 0.298, SLG: 0.370 (1, 8)											4	2	1	0	1	0	4										
Kelvin Chapman, R OBP: 0.409, SLG: 0.415 Rusty Staub, L OBP: 0.298, SLG: 0.294 Junior Ortiz, R OBP: 0.241, SLG: 0.247 (1, 4)											4	0	1	0	0	0	2										
Keith Hernandez, L OBP: 0.400, SLG: 0.423 (1, 3)											4	0	0	1	1	1	2										
George Foster, R OBP: 0.297, SLG: 0.419 (1, 7)											5	0	1	2	0	1	2										
Hubie Brooks, R OBP: 0.356, SLG: 0.425 (1, 5)											4	0	0	0	1	0	2										
Jerry Martin, R OBP: 0.173, SLG: 0.294 Darryl Strawberry, L OBP: 0.342, SLG: 0.470 (1, 9)											3	0	1	0	0	0	3										
Mike Fitzgerald, R OBP: 0.294, SLG: 0.308 Wes Gardner, R (9, 1)											4	0	1	0	0	1	2										
Rafael Santana, R OBP: 0.333, SLG: 0.339 (1, 6)											4	0	2	0	0	0	0										
Sid Fernandez, L OBP: 0.167, SLG: 0.167 Ron Hodges, L OBP: 0.345, SLG: 0.227 Wally Backman, S OBP: 0.376, SLG: 0.348 (1, 1)											3	0	0	0	0	2	3										
Inning Stats	R: 0 E: 0 K: 1 S: 7	H: 2 LOB: 3 BB: 1 P: 11	R: 0 E: 0 K: 1 S: 5	H: 0 LOB: 0 BB: 0 P: 5	R: 1 E: 0 K: 0 S: 3	H: 0 LOB: 0 BB: 1 P: 7	R: 0 E: 0 K: 0 S: 3	H: 1 LOB: 0 BB: 0 P: 3	R: 0 E: 0 K: 1 S: 6	H: 1 LOB: 1 BB: 0 P: 6	R: 0 E: 0 K: 0 S: 3	H: 0 LOB: 0 BB: 0 P: 3	R: 0 E: 0 K: 0 S: 5	H: 0 LOB: 0 BB: 0 P: 5	R: 0 E: 0 K: 1 S: 5	H: 1 LOB: 0 BB: 0 P: 5	R: 2 E: 1 K: 1 S: 7	H: 1 LOB: 2 BB: 2 P: 15	1B: 8 2B: 0 3B: 0 HR: 0	SF: 0 SAC: 0 DP: 1 HBP: 0	WP: 0 PB: 0 SB: 2 CS: 0	PA: 41					
PITCHER	IP 7.0	WLS 28	H 6	R 1	ER 1	SO 3	BB 2	IBB 0	HBP 0	BLK 0	WP 0	HR 0	S 32	P 40	ERA 1.29	WHIP 1.143											
John Tudor, L ERA: 3.44 Don Robinson, R ERA: 3.54 (8, 1)	3.0	L	13	2	2	0	3	2	0	0	0	0	0	17	25	0.00	1.333										

TOP

New York Mets @ Pittsburgh Pirates
Three Rivers Stadium, Pittsburgh, PA
Sun Aug 05 1984, 3:33 AM EDT
Att. 10,575 - Unknown

livebaseballscorecards.com

AB 37
R 3
H 8
RBI 3
BB 4
SO 6
LOB 22




Batter	1	2	3	4	5	6	7	8	9	10	AB	R	H	RBI	BB	SO	LOB									
Marvell Wynne, L OBP: 0.327, SLG: 0.352 (1, 8)											5	0	1	0	0	2	1									
Lee Lacy, R OBP: 0.355, SLG: 0.471 (1, 9)											2	1	1	1	2	0	1									
Jim Morrison, R OBP: 0.293, SLG: 0.430 (1, 5)											3	0	0	0	1	1	2									
Jason Thompson, L OBP: 0.346, SLG: 0.585 Benny Distefano, L OBP: 0.226, SLG: 0.346 (1, 3)											3	0	0	0	1	0	4									
Tony Peña, R OBP: 0.342, SLG: 0.431 (1, 2)											4	0	1	0	0	0	0									
Johnny Ray, S OBP: 0.356, SLG: 0.374 (1, 4)											4	0	0	0	0	0	1									
Amos Otis, R OBP: 0.213, SLG: 0.206 (1, 7)											4	0	0	0	0	0	1									
Dale Berra, R OBP: 0.291, SLG: 0.342 (1, 6)											4	0	0	0	0	0	1									
John Tudor, L OBP: 0.278, SLG: 0.255 Brian Harper, R OBP: 0.253, SLG: 0.182 Don Robinson, R OBP: 0.409, SLG: 0.474 Lee Mazzilli, S OBP: 0.348, SLG: 0.353 (1, 1)											1	0	0	0	1	0	0									
Inning Stats	R: 0 E: 0 K: 0 S: 3	H: 0 LOB: 1 BB: 1 P: 7	R: 0 E: 0 K: 0 S: 3	H: 0 LOB: 0 BB: 0 P: 3	R: 0 E: 0 K: 1 S: 5	H: 0 LOB: 3 BB: 3 P: 17	R: 0 E: 0 K: 0 S: 4	H: 1 LOB: 1 BB: 0 P: 4	R: 0 E: 0 K: 1 S: 6	H: 1 LOB: 1 BB: 0 P: 6	R: 0 E: 0 K: 0 S: 3	H: 0 LOB: 0 BB: 0 P: 3	R: 0 E: 0 K: 0 S: 3	H: 0 LOB: 0 BB: 0 P: 3	R: 1 E: 0 K: 0 S: 3	H: 1 LOB: 1 BB: 1 P: 7	R: 0 E: 0 K: 0 S: 3	H: 0 LOB: 0 BB: 0 P: 3	R: 0 E: 0 K: 2 S: 7	H: 0 LOB: 0 BB: 0 P: 7	1B: 2 2B: 0 3B: 0 HR: 1	SF: 0 SAC: 0 DP: 0 HBP: 0	WP: 0 PB: 0 SB: 2 CS: 1	PA: 38		
PITCHER	IP 8.0	WLS 31	H 3	R 1	ER 1	SO 2	BB 5	IBB 0	HBP 0	BLK 0	WP 0	HR 1	S 30	P 50	ERA 1.12	WHIP 1.000										
Sid Fernandez, L ERA: 2.1 Wes Gardner, R ERA: (9, 1)	2.0	W	6	0	0	0	2	0	0	0	0	0	10	10	0.00	0.000										

BOTTOM

New York Mets @ Pittsburgh Pirates
Three Rivers Stadium, Pittsburgh, PA
Sun Aug 05 1984, 3:33 AM EDT
Att. 10,575 - Unknown

livebaseballscorecards.com

AB 32
R 1
H 3
RBI 1
BB 5
SO 4
LOB 11



Batter	1	2	3	4	5	6	7	8	9	AB R H RBI BB SO LOB	TOP										
Wally Backman, S OBP: 0.370, SLG: 0.342	6-3		G4-6-3		6-3		G3		4-3	5 0 0 0 0 0 1	New York Mets @ Chicago Cubs Wrigley Field, Chicago, IL Mon Aug 06 1984, 3:33 AM CDT Att: 31,793 - Unknown										
Mookie Wilson, S OBP: 0.299, SLG: 0.375	K			4-3		FC6-4 1B E			1-3	5 1 2 0 0 1 0											
Keith Hernandez, L OBP: 0.400, SLG: 0.431 Jerry Martin, R OBP: 0.173, SLG: 0.294					HR	F8	K			3 1 1 1 1 1 2 0 0 0 0 0 0 0											
Darryl Strawberry, L OBP: 0.344, SLG: 0.468	P6			1B BB		FC6-4 1B	K			3 0 1 0 1 1 2											
George Foster, R OBP: 0.297, SLG: 0.417		F9				FC6-4 E 1B		P6		4 1 1 0 0 0 2											
Hubie Brooks, R OBP: 0.353, SLG: 0.421	K			F9		E6 1B 1B		L3		4 0 0 0 0 1 3											
Mike Fitzgerald, R OBP: 0.316				F9						4 0 2 1 0 0 2											
Rafael Santana, R OBP: 0.329, SLG: 0.333			K		F9			6-3		4 0 1 0 0 1 1											
Dwight Gooden, R OBP: 0.146, SLG: 0.133 Ron Hodges, L OBP: 0.291, SLG: 0.224 Brent Gaff, R OBP: 0.360, SLG: 0.348 Danny Heep, L OBP: 0.162, SLG: 0.100 Doug Sisk, R OBP: 0.200, SLG: 0.298					5-3	4-3			F8	1 0 1 0 0 0 0 1 0 0 0 0 0 0 0 0 0 0 0 0 0 1 0 0 0 0 0 3 0 0 0 0 0 0 0 1 0 0 0 0 0 0											
Inning Stats	R: 0 E: 0 K: 1 S: 5	H: 0 LOB: 1 BB: 1 P: 9	R: 0 E: 0 K: 1 S: 5	H: 0 LOB: 0 BB: 0 P: 5	R: 0 E: 0 K: 1 S: 5	H: 1 LOB: 0 BB: 0 P: 5	R: 1 E: 0 K: 0 S: 5	H: 2 LOB: 2 BB: 1 P: 9	R: 0 E: 0 K: 0 S: 3	H: 0 LOB: 0 BB: 0 P: 3		R: 2 E: 1 K: 0 S: 8	H: 4 LOB: 3 BB: 0 P: 8	R: 0 E: 0 K: 2 S: 8	H: 1 LOB: 1 BB: 0 P: 8	R: 0 E: 0 K: 0 S: 4	H: 1 LOB: 1 BB: 0 P: 4	R: 0 E: 0 K: 0 S: 3	H: 0 LOB: 0 BB: 0 P: 3	1B: 6 2B: 1 3B: 1 HR: 1	SF: 0 SAC: 0 DP: 1 HBP: 0
PITCHER	IP WLS BF H R ER SO BB IBB HBP BLK WP HR S P ERA WHIP											IP WLS BF H R ER SO BB IBB HBP BLK WP HR S P ERA WHIP									
Dick Ruthven, R ERA: 4.46	(1, 1) 5.2 W 26 7 3 1 3 2 0 0 0 0 0 1 30 38 1.59 1.588																				
Warren Brusstar, R ERA: 3.64	(6, 1) 2.1 9 2 0 0 2 0 0 0 0 0 0 0 13 13 0.00 0.857																				
Tim Stoddard, R ERA: 2.65	(9, 1) 1.0 3 0 0 0 0 0 0 0 0 0 0 0 3 3 0.00 0.000																				

Batter	1	2	3	4	5	6	7	8	9	AB R H RBI BB SO LOB	BOTTOM										
Bob Dernier, R OBP: 0.395, SLG: 0.403	F9			F9		F3		23 BB 1B		5 0 2 1 0 0 1	New York Mets @ Chicago Cubs Wrigley Field, Chicago, IL Mon Aug 06 1984, 3:33 AM CDT Att: 31,793 - Unknown										
23 Ryne Sandberg, R OBP: 0.381, SLG: 0.554		3B			6-3	6-3		2H 1B		4 1 1 0 1 0 2											
Gary Matthews, R OBP: 0.392, SLG: 0.387 Tim Stoddard, R OBP: 0.111, SLG: 0.111			K				K	F9		4 1 1 0 1 2 2 0 0 0 0 0 0 0											
Leon Durham, L OBP: 0.394, SLG: 0.526 Thad Bosley, L OBP: 0.300, SLG: 0.235	K				S SF8 2B		1B BB	F7		3 2 2 0 0 1 2 1 0 0 0 1 0 2											
Keith Moreland, R OBP: 0.336, SLG: 0.460	2B 1B		K		L1					4 0 2 1 0 1 2											
Jody Davis, R OBP: 0.329, SLG: 0.474 Steve Lake, R OBP: 0.278, SLG: 0.588		1-3 2H 1B			SF8	G4-6-3 1B				3 1 2 4 0 0 2 0 0 0 0 0 0 0											
Ron Cey, R OBP: 0.302, SLG: 0.407	K				F8			L6		3 1 0 0 1 1 2											
Dave Owen, S OBP: 0.267, SLG: 0.312		3-1				SH1-4 BB		2B 2B		3 2 2 1 1 0 0											
Dick Ruthven, R OBP: 0.267, SLG: 0.345 Warren Brusstar, R OBP: 0.333, SLG: 0.200 Henry Cotto, R OBP: 0.324, SLG: 0.301		K		K				1B 2B		2 0 0 0 0 2 0 0 0 0 0 0 0 0 1 1 1 1 0 0 0											
Inning Stats	R: 2 E: 0 K: 2 S: 10	H: 3 LOB: 2 BB: 1 P: 14	R: 0 E: 0 K: 1 S: 6	H: 1 LOB: 1 BB: 0 P: 6	R: 4 E: 0 K: 3 S: 12	H: 3 LOB: 0 BB: 1 P: 16	R: 0 E: 0 K: 0 S: 3	H: 1 LOB: 1 BB: 0 P: 3	R: 1 E: 0 K: 0 S: 4	H: 1 LOB: 0 BB: 0 P: 4		R: 0 E: 0 K: 0 S: 3	H: 0 LOB: 1 BB: 1 P: 7	R: 0 E: 0 K: 1 S: 5	H: 1 LOB: 1 BB: 1 P: 9	R: 2 E: 0 K: 0 S: 6	H: 3 LOB: 2 BB: 1 P: 10	R: 0 E: 0 K: 0 S: 3	H: 0 LOB: 0 BB: 0 P: 3	1B: 4 2B: 6 3B: 2 HR: 1	SF: 1 SAC: 1 DP: 1 HBP: 0
PITCHER	IP WLS BF H R ER SO BB IBB HBP BLK WP HR S P ERA WHIP											IP WLS BF H R ER SO BB IBB HBP BLK WP HR S P ERA WHIP									
Dwight Gooden, R ERA: 3.42	(1, 1) 4.0 L 21 8 6 5 6 2 0 0 0 0 0 0 0 4 4 9.00 1.000																				
Brent Gaff, R ERA: 3.53	(5, 1) 1.0 4 1 1 1 0 0 0 0 0 0 0 0 4 4 9.00 1.000																				
Doug Sisk, R ERA: 2.11	(6, 1) 3.0 15 4 2 2 1 3 0 0 0 0 0 0 14 26 6.00 2.333																				

Batter	1	2	3	4	5	6	7	8	9	AB	R	H	RBI	BB	SO	LOB	TOP			
Wally Backman, S (1, 4) OBP: 0.368, SLG: 0.343	0-0 6-3		0-0 F8	0-0 F5			0-0 2B		0-3 K	5	1	1	0	0	1	3	New York Mets @ Chicago Cubs Wrigley Field, Chicago, IL Tue Aug 07 1984, 3:33 AM CDT Unknown			
Mookie Wilson, S (1, 8) OBP: 0.301, SLG: 0.379	0-0 4-3		0-0 2B			0-3 K	0-0 2B			4	2	2	1	0	1	0				
Keith Hernandez, L (1, 3) OBP: 0.401, SLG: 0.434	0-3 K		0-0 1B			0-0 2B	0-0 2B			4	0	2	3	0	1	0				
Darryl Strawberry, L (1, 9) OBP: 0.343, SLG: 0.465		4-0 HR	0-3 K			0-0 G3	0-0 L5			3	1	0	0	1	1	2				
George Foster, R (1, 7) OBP: 0.299, SLG: 0.426	0-0 1-H	0-0 HR	0-0 2-H			0-3 K		0-3 K		4	1	2	2	0	2	0				
Hubie Brooks, R (1, 5) OBP: 0.348, SLG: 0.416	0-0 F9			0-0 G3		0-0 F3		0-0 4-3		4	0	0	0	0	0	0				
Mike Fitzgerald, R (1, 2) OBP: 0.292, SLG: 0.310	0-0 1-3			0-0 6-3		0-0 F8		0-3 K		4	0	0	0	0	1	0				
Rafael Santana, R (1, 6) OBP: 0.329, SLG: 0.333	0-0 4-3			0-0 1B			0-0 F8		0-0 F7	3	0	1	0	0	0	0				
Danny Heep, L (9, PH) OBP: 0.321, SLG: 0.345				0-0 1B						1	0	0	0	0	0	0				
Ron Darling, R (1, 1) OBP: 0.173, SLG: 0.180			0-0 1B				0-3 K		0-0 6-3	2	1	2	0	0	0	0				
Brent Gaff, R (5, 1)				0-0 1B						0	0	0	0	0	0	0				
Ron Hodges, L (7, PH) OBP: 0.337, SLG: 0.221				0-0 1B						1	0	0	0	0	1	0				
Tom Gorman, L (7, 1)				0-0 1B						0	0	0	0	0	0	0				
Rusty Staub, L (9, PH) OBP: 0.288, SLG: 0.283				0-0 1B						1	0	0	0	0	0	0				
Inning Stats	R: 0 E: 0 K: 1 S: 5	H: 0 LOB: 0 BB: 0 P: 5	R: 2 E: 0 K: 0 S: 4	H: 1 LOB: 0 BB: 1 P: 8	R: 2 E: 0 K: 1 S: 8	H: 4 LOB: 2 BB: 0 P: 8	R: 0 E: 0 K: 0 S: 5	H: 2 LOB: 2 BB: 0 P: 5	R: 0 E: 0 K: 1 S: 5	H: 0 LOB: 0 BB: 0 P: 5	R: 0 E: 0 K: 1 S: 7	H: 0 LOB: 0 BB: 0 P: 7	R: 0 E: 0 K: 1 S: 5	H: 0 LOB: 0 BB: 0 P: 5	R: 0 E: 0 K: 1 S: 5	H: 0 LOB: 0 BB: 0 P: 5	1B: 6 2B: 3 3B: 0 HR: 1	SF: 0 SAC: 0 DP: 0 HBP: 0	WP: 0 PB: 0 SB: 0 CS: 0	PA: 37
PITCHER	IP	WLS	BF	H	R	ER	SO	BB	IBB	HBP	BLK	WP	HR	S	P	ERA	WHIP			
Rick Sutcliffe, R (1, 1) ERA: 4.13	6.2	W	30	10	6	6	5	1	0	0	0	0	1	39	43	8.10	1.650			
George Frazier, R (7, 1) ERA: 3.73	2.1	S	7	0	0	0	3	0	0	0	0	0	0	13	13	0.00	0.000			

AB	36
R	6
H	10
RBI	6
BB	1
SO	8
LOB	5



Batter	1	2	3	4	5	6	7	8	9	AB	R	H	RBI	BB	SO	LOB	BOTTOM			
Bob Dernier, R (1, 8) OBP: 0.395, SLG: 0.405	0-0 4-3	0-0 F7						0-0 F8		5	0	2	1	0	0	2	New York Mets @ Chicago Cubs Wrigley Field, Chicago, IL Tue Aug 07 1984, 3:33 AM CDT Unknown			
23 Ryne Sandberg, R (1, 4) OBP: 0.380, SLG: 0.550	0-0 1-3		0-0 6-3					0-0 BB		5	1	1	0	0	0	3				
Gary Matthews, R (1, 7) OBP: 0.392, SLG: 0.386	0-0 4-3		0-0 F9		4-0 HR		0-0 F8		0-0 BB	4	1	1	0	1	0	0				
Henry Colto, R (9, 7) OBP: 0.324, SLG: 0.301					1-2 HR			0-0 BB	1-2 BB	0	0	0	0	0	0	0				
Leon Durham, L (1, 3) OBP: 0.391, SLG: 0.531		0-0 HR	0-0 1-3		0-0 F8		0-0 F6		0-3 K	5	1	1	1	0	1	4				
Keith Moreland, R (1, 9) OBP: 0.340, SLG: 0.470	0-3 K			0-0 BB	0-0 1-H		0-0 F4		4-0 1-2	4	1	2	3	1	1	0				
Jody Davis, R (1, 2) OBP: 0.330, SLG: 0.472	0-0 BB	0-0 1B		0-0 F2	4-0 HR			0-0 3-1	0-0 3-1	4	2	1	0	1	0	4				
Ron Cey, R (1, 5) OBP: 0.309, SLG: 0.419	4-0 1B	1-2 BB		4-0 BB	0-0 1-H			0-0 1B		2	1	2	2	2	0	0				
Dave Owen, S (1, 6) OBP: 0.281, SLG: 0.316	0-0 1-2	0-0 1B		0-3 K	1-0 1B			0-0 F7		2	0	1	1	0	1	2				
Larry Bowa, S (6, PR) OBP: 0.266, SLG: 0.267	1-2 2-H	0-0 1B		0-0 K	0-0 1B			0-0 5-3		1	1	0	0	0	0	1				
Rick Sutcliffe, L (1, 1) OBP: 0.167, SLG: 0.172	0-3 K			0-0 L4						3	0	1	0	0	1	4				
George Frazier, R (7, 1) OBP: 0.200, SLG: 0.200				0-0 1B						1	0	0	0	0	0	1				
Inning Stats	R: 0 E: 0 K: 0 S: 3	H: 0 LOB: 0 BB: 0 P: 3	R: 2 E: 0 K: 2 S: 10	H: 3 LOB: 2 BB: 1 P: 14	R: 0 E: 0 K: 0 S: 3	H: 0 LOB: 0 BB: 0 P: 3	R: 0 E: 0 K: 1 S: 6	H: 1 LOB: 2 BB: 1 P: 10	R: 6 E: 0 K: 0 S: 8	H: 5 LOB: 2 BB: 2 P: 17	R: 0 E: 0 K: 0 S: 3	H: 0 LOB: 0 BB: 0 P: 3	R: 0 E: 0 K: 1 S: 4	H: 1 LOB: 1 BB: 0 P: 4	R: 0 E: 0 K: 1 S: 7	H: 2 LOB: 3 BB: 1 P: 11	1B: 8 2B: 1 3B: 0 HR: 3	SF: 0 SAC: 0 DP: 0 HBP: 1	WP: 0 PB: 0 SB: 1 CS: 0	PA: 42
PITCHER	IP	WLS	BF	H	R	ER	SO	BB	IBB	HBP	BLK	WP	HR	S	P	ERA	WHIP			
Ron Darling, R (1, 1) ERA: 3.75	4.2	L	27	8	8	8	3	4	0	1	0	0	3	28	45	15.43	2.571			
Brent Gaff, R (5, 1) ERA: 3.33	1.1		5	1	0	0	0	0	0	0	0	0	0	5	5	0.00	0.750			
Tom Gorman, L (7, 1) ERA: 3.77	2.0		10	3	0	0	1	1	0	0	0	0	0	11	15	0.00	2.000			

AB	36
R	8
H	12
RBI	8
BB	5
SO	4
LOB	21



Batter	1	2	3	4	5	6	7	8	9	AB	R	H	RBI	BB	SO	LOB	TOP				
Wally Backman, S OBP: 0.367, SLG: 0.342 (1, 4)										4	0	1	1	0	1	1	New York Mets @ Chicago Cubs Wrigley Field, Chicago, IL Tue Aug 07 1984, 3:38 AM CDT Att: 39,271 - Unknown				
Mookie Wilson, S OBP: 0.298, SLG: 0.375 (1, 8)										4	0	0	0	0	1	2					
Keith Hernandez, L OBP: 0.402, SLG: 0.436 (1, 3)										3	1	1	0	1	1	0					
Darryl Strawberry, L OBP: 0.342, SLG: 0.462 (1, 9)										4	0	1	0	0	2	2					
Danny Heep, L OBP: 0.319, SLG: 0.338 (1, 7)										3	2	0	0	1	0	1					
Kelvin Chapman, R OBP: 0.407, SLG: 0.406 (1, 5)										2	1	0	0	0	0	0					
Rafael Santana, R OBP: 0.325, SLG: 0.329 (1, 6)										4	0	1	2	0	0	2					
Junior Ortiz, R OBP: 0.253, SLG: 0.250 (1, 2)										3	0	1	0	1	1	1					
Ed Lynch, R OBP: 0.260, SLG: 0.292 (5, PH)										1	0	1	0	0	0	0					
Rusty Strickland, L OBP: 0.270, SLG: 0.283 (5, 1)										0	0	0	0	0	0	0					
Brent Gaff, R OBP: 0.333, SLG: 0.217 (7, PH)										1	0	0	0	0	0	0					
Ron Hodges, L OBP: 0.333, SLG: 0.217 (7, 1)										0	0	0	0	0	0	0					
Wes Gardner, R OBP: 0.170, SLG: 0.298 (8, PH)										1	0	0	0	0	1	1					
Jerry Martin, R OBP: 0.170, SLG: 0.298 (8, PH)										0	0	0	0	0	1	1					
Inning Stats	R: 0 E: 0 K: 1 S: 5	H: 0 LOB: 1 BB: 1 P: 9	R: 0 E: 0 K: 0 S: 3	H: 0 LOB: 0 BB: 0 P: 3	R: 0 E: 0 K: 1 S: 5	H: 1 LOB: 0 BB: 0 P: 5	R: 0 E: 0 K: 1 S: 5	H: 0 LOB: 0 BB: 0 P: 5	R: 2 E: 1 K: 0 S: 7	H: 2 LOB: 2 BB: 1 P: 11	R: 0 E: 0 K: 1 S: 5	H: 0 LOB: 0 BB: 0 P: 5	R: 0 E: 0 K: 1 S: 6	H: 1 LOB: 1 BB: 0 P: 6	R: 0 E: 0 K: 1 S: 6	H: 1 LOB: 1 BB: 0 P: 6	1B: 5 2B: 1 3B: 0 HR: 0	SF: 1 SAC: 1 DP: 2 HBP: 1	WP: 0 PB: 0 SB: 0 CS: 0	PA: 36	
PITCHER	IP	WLS	BF	H	R	ER	SO	BB	IBB	HBP	BLK	WP	HR	S	P	ERA	WHIP				
Scott Sanderson, R ERA: 3.07 (1, 1)	4.0		15	1	2	0	3	1	0	1	0	0	0	19	24	0.00	0.500				
Tim Stoddard, R ERA: 2.79 (5, 1)	3.0	W	14	3	2	2	2	2	0	0	0	0	0	16	24	6.00	1.667				
Lee Smith, R ERA: 3.38 (8, 1)	2.0	S	7	2	0	0	2	0	0	0	0	0	0	11	11	0.00	1.000				

Batter	1	2	3	4	5	6	7	8	9	AB	R	H	RBI	BB	SO	LOB	BOTTOM				
Henry Cotto, R OBP: 0.345, SLG: 0.324 (1, 8)										5	2	4	0	0	0	0	New York Mets @ Chicago Cubs Wrigley Field, Chicago, IL Tue Aug 07 1984, 3:38 AM CDT Att: 39,271 - Unknown				
23 Ryne Sandberg, R OBP: 0.378, SLG: 0.547 (1, 4)										5	2	1	1	0	0	5					
Thad Bosley, L OBP: 0.356, SLG: 0.324 (1, 9)										3	1	3	2	1	0	0					
Leon Durham, L OBP: 0.389, SLG: 0.527 (1, 3)										2	0	0	0	0	0	4					
Ron Cey, R OBP: 0.100, SLG: 0.424 (4, 5)										3	0	2	3	0	0	1					
Keith Moreland, R OBP: 0.344, SLG: 0.467 (1, 5)										2	0	0	0	2	0	4					
Jay Johnstone, L OBP: 0.375, SLG: 0.369 (1, 7)										4	1	2	0	0	0	5					
Lee Smith, R OBP: 0.125, SLG: 0.125 (8, 1)										1	0	1	1	0	0	0					
Steve Lake, R OBP: 0.273, SLG: 0.524 (1, 2)										4	0	1	0	0	1	3					
Larry Bowa, S OBP: 0.263, SLG: 0.263 (1, 6)										4	1	0	0	0	0	3					
Scott Sanderson, R OBP: 0.194, SLG: 0.138 (1, 1)										2	1	1	1	0	1	0					
Tim Stoddard, R OBP: 0.100, SLG: 0.100 (5, 1)										1	0	0	0	0	1	0					
Gary Woods, R OBP: 0.349, SLG: 0.446 (7, PH)										1	0	0	0	0	1	1					
Jerry Martin, R OBP: 0.170, SLG: 0.298 (8, PH)										1	0	0	0	0	1	1					
Inning Stats	R: 0 E: 0 K: 0 S: 5	H: 2 LOB: 3 BB: 1 P: 9	R: 0 E: 0 K: 1 S: 5	H: 1 LOB: 0 BB: 0 P: 5	R: 0 E: 0 K: 0 S: 5	H: 2 LOB: 2 BB: 0 P: 5	R: 5 E: 1 K: 0 S: 9	H: 4 LOB: 2 BB: 0 P: 10	R: 0 E: 0 K: 1 S: 5	H: 0 LOB: 0 BB: 0 P: 5	R: 1 E: 0 K: 0 S: 4	H: 2 LOB: 1 BB: 1 P: 8	R: 0 E: 0 K: 1 S: 6	H: 1 LOB: 1 BB: 0 P: 6	R: 2 E: 0 K: 1 S: 8	H: 3 LOB: 2 BB: 1 P: 12	1B: 12 2B: 3 3B: 0 HR: 0	SF: 1 SAC: 1 DP: 2 HBP: 1	WP: 0 PB: 0 SB: 1 CS: 0	PA: 43	
PITCHER	IP	WLS	BF	H	R	ER	SO	BB	IBB	HBP	BLK	WP	HR	S	P	ERA	WHIP				
Ed Lynch, R ERA: 4.04 (1, 1)	4.0	L	24	9	5	2	1	1	0	1	0	0	0	9	13	4.50	2.500				
Brent Gaff, R ERA: 3.38 (5, 1)	2.0		8	2	1	1	1	1	0	0	0	0	0	9	13	4.50	1.500				
Wes Gardner, R ERA: 2.84 (7, 1)	2.0		11	4	2	2	2	0	1	0	0	0	0	14	18	9.00	2.000				


AB	30
R	4
H	6
RBI	4
BB	3
SO	7
LOB	10



Batter	1	2	3	4	5	6	7	8	9	AB	R	H	RBI	BB	SO	LOB	TOP					
Jerry Martin, R OBP: 0.193, SLG: 0.304 Mookie Wilson, S OBP: 0.297, SLG: 0.374	0-0 G4-6-3 1B		0-3 K		0-0 L6-3 1B		0-0 6-3	0-0 G3		4	0	2	0	0	1	0						
Kevin Chapman, R OBP: 0.470, SLG: 0.400	0-0 G4-6-3 1-2		0-0 CS 1B		0-0 L6-3 1-2		4-0 1B SF7 BB	0-0 L5		4	1	1	0	1	0	2						
Keith Hernandez, L OBP: 0.404, SLG: 0.437	4-0 BB		0-3 K 1-2		0-0 1B		0-0 BB 1B 1-3	0-0 L6		4	1	2	0	1	1	1						
George Foster, R OBP: 0.295, SLG: 0.421	0-0 F9			0-3 K	0-0 4-3		0-0 SF7		0-0 K	4	0	0	1	0	2	2						
Hubie Brooks, R OBP: 0.357, SLG: 0.430		0-0 1B 1B		0-0 BB 2B 1B		0-0 F9 FC6-4 1B	4-0 BB 1B	0-0 HR		4	4	4	1	1	0	0						
Darryl Strawberry, L OBP: 0.377, SLG: 0.461	0-0 P4		4-0 2B 1-2 BB		4-0 FC6-4 BB		4-0 1B 1-2 2-3 BB	4-0 1B BB		1	0	0	0	4	0	1						
Mike Fitzgerald, R OBP: 0.298, SLG: 0.316	0-0 1-3 1B		0-3 K		0-0 F9		0-0 1-3 2-H 3-H 1B	0-0 1B		5	0	3	2	0	1	4						
Rafael Santana, R OBP: 0.321, SLG: 0.338 Rusty Staub, L OBP: 0.270, SLG: 0.278	0-3 K		0-0 1-3 2-H 2B		0-0 FC6-4		0-0 1-2 3-H 5-3	0-0 4-3		4	0	1	2	0	1	5						
Walt Terrell, L OBP: 0.105, SLG: 0.125 Wes Gardner, R	0-0 5-3		0-3 K		0-0 4-3		0-0 4-3	0-0 F7		3	0	0	0	0	1	5						
Danny Heep, L OBP: 0.317, SLG: 0.336 Brent Gaff, R										0	0	0	0	0	0	0						
Inning Stats	R: 0 E: 0 K: 0 S: 3	H: 1 LOB: 1 BB: 1 P: 7	R: 0 E: 0 K: 1 S: 7	H: 2 LOB: 2 BB: 0 P: 7	R: 0 E: 0 K: 2 S: 7	H: 1 LOB: 0 BB: 0 P: 7	R: 1 E: 0 K: 3 S: 11	H: 2 LOB: 2 BB: 1 P: 15	R: 0 E: 0 K: 0 S: 4	H: 2 LOB: 1 BB: 1 P: 4	R: 3 E: 0 K: 0 S: 5	H: 2 LOB: 2 BB: 3 P: 17	R: 0 E: 0 K: 0 S: 3	H: 0 LOB: 0 BB: 0 P: 3	R: 1 E: 0 K: 1 S: 7	H: 2 LOB: 2 BB: 1 P: 11	1B: 11 2B: 2 3B: 0 HR: 1	SF: 1 SAC: 0 DP: 2 HBP: 0	WP: 0 PB: 0 SB: 0 CS: 1	PA: 44		
PITCHER	IP WLS BF H R ER SO BB IBB HBP BLK WP HR S P ERA WHIP	6.1 0.2 1.1 0.2	30 5 4 5	10 1 0 2	4 1 0 1	4 1 0 1	6 1 0 1	6 1 0 1	38 3 4 10	54 11 0 0	5.68 13.50 0.00 13.50	2.211 4.500 0.000 4.500										

New York Mets @ Chicago Cubs
Wrigley Field, Chicago, IL
Wed Aug 08 1984, 3:33 AM CDT
Att: 37,292 - Unknown


AB 36
R 6
H 13
RBI 6
BB 7
SO 7
LOB 22



Batter	1	2	3	4	5	6	7	8	9	AB	R	H	RBI	BB	SO	LOB	BOTTOM				
Bob Dernier, R OBP: 0.400, SLG: 0.406	4-0 F9 1B BB		0-0 1B 1B		4-0 23 1B 1B BB		1-0 23 FC4-6 HBP	0-0 4-3		2	2	1	0	2	0	0					
23 Ryne Sandberg, R OBP: 0.377, SLG: 0.544	0-0 L4		0-3 K		0-0 1B S 1B		0-0 FC4-6 1B WP			4	2	1	1	0	1	3					
Gary Matthews, R OBP: 0.395, SLG: 0.390 Henry Cotto, R OBP: 0.345, SLG: 0.324	0-0 1-2 1B		0-0 1-2 1B		0-3 K		0-0 1-3 1B WP	0-0 1B		4	1	3	0	0	1	2					
Keith Moreland, R OBP: 0.348, SLG: 0.470	0-0 F9		0-0 FC5-4 1B		0-0 CS 1B		0-0 F8 1B	0-0 1B		4	1	3	4	0	0	2					
Jody Davis, R OBP: 0.327, SLG: 0.467	0-3 K		0-0 FC5-4		0-0 CS		0-0 F8		0-0 K	4	0	0	0	0	2	5					
Thad Bosley, L OBP: 0.387, SLG: 0.341		0-3 K		0-0 F8		0-0 1B		0-0 1B		4	0	2	1	0	1	0					
Ron Cey, R OBP: 0.308, SLG: 0.420	0-0 F7		0-3 K		0-0 K		0-0 F9	0-3 K		4	0	0	0	0	2	2					
Dave Owen, S OBP: 0.269, SLG: 0.301	0-0 L6		0-3 K		0-0 K		0-0 G3	0-0 3-1		4	0	0	0	0	1	1					
Steve Trout, L OBP: 0.149, SLG: 0.130 Warren Brusstar, R OBP: 0.333, SLG: 0.200 Jay Johnstone, L OBP: 0.384, SLG: 0.409 Lee Smith, R OBP: 0.111, SLG: 0.111 Tim Stoddard, R OBP: 0.100, SLG: 0.100	0-0 4-3		0-0 4-3		0-0 5-3		0-0 23 FC4-6 3B	0-3 K		2	0	0	0	0	0	0					
Inning Stats	R: 0 E: 0 K: 1 S: 6	H: 1 LOB: 2 BB: 1 P: 10	R: 0 E: 0 K: 1 S: 5	H: 0 LOB: 0 BB: 0 P: 5	R: 1 E: 0 K: 1 S: 8	H: 3 LOB: 2 BB: 0 P: 8	R: 0 E: 0 K: 2 S: 7	H: 0 LOB: 0 BB: 0 P: 7	R: 2 E: 0 K: 1 S: 6	H: 2 LOB: 0 BB: 1 P: 10	R: 0 E: 0 K: 1 S: 6	H: 1 LOB: 1 BB: 0 P: 6	R: 4 E: 0 K: 1 S: 9	H: 4 LOB: 1 BB: 0 P: 10	R: 0 E: 0 K: 1 S: 5	H: 0 LOB: 0 BB: 0 P: 5	1B: 10 2B: 0 3B: 1 HR: 0	SF: 0 SAC: 0 DP: 0 HBP: 1	WP: 1 PB: 0 SB: 1 CS: 1	PA: 38	
PITCHER	IP WLS BF H R ER SO BB IBB HBP BLK WP HR S P ERA WHIP	6.0 1.0 1.0	28 L 6	8 3 2	5 2 2	7 1 0	0 0 0	1 0 8	8 8 5	0 0 5	7.50 18.00 0.00	1.667 3.000 0.000									

New York Mets @ Chicago Cubs
Wrigley Field, Chicago, IL
Wed Aug 08 1984, 3:33 AM CDT
Att: 37,292 - Unknown

AB 34
R 7
H 11
RBI 6
BB 2
SO 9
LOB 15



Batter	1	2	3	4	5	6	7	8	9	AB	R	H	RBI	BB	SO	LOB	TOP										
Marvell Wynne, L OBP: 0.326, SLG: 0.348 (1, 8)	0-3 K	0-0 S 1B	0-0 P6		0-0 E6 2B FC3-6	4-0 BB			0-0 F7	5	2	1	2	1	1	1											
Lee Mazzilli, S OBP: 0.345, SLG: 0.351 (1, 7) (8, 3)	0-0 S 1B	4-0 1B 1B	0-3 K		0-0 F7	0-0 5-3			0-0 P6	5	2	1	0	1	1	4											
Johnny Ray, S OBP: 0.363, SLG: 0.397 (1, 4)	0-0 F8	0-0 1B 1B	0-0 1B		0-0 FC3-6 1-3 2-H	2B			0-0 F7	6	1	4	2	0	0	1											
Jason Thompson, L OBP: 0.350, SLG: 0.392 Doug Fobel, L OBP: 0.247, SLG: 0.383 (1, 3) (8, 9)	0-0 2H 1B	4-0 E 1B 1B IBB	0-0 F9		4-0 FC3-6 IBB			0-3 K	0-0 4-3	3	1	1	1	2	1	1											
Tony Peña, R OBP: 0.341, SLG: 0.423 (1, 2)	0-0 F9	0-0 E2 1B 1B		0-0 F9	0-0 FC3-6			0-0 F8		5	1	1	3	0	0	3											
Denny Gonzalez, R OBP: 0.313, SLG: 0.333 (1, 5)		0-0 K		0-0 P6	0-0 F7			0-0 F7		5	0	1	0	0	1	2											
Lee Lacy, R OBP: 0.352, SLG: 0.456 (1, 9) (8, 7)				0-0 1B		0-0 F7		0-0 F9		4	1	2	2	1	0	0											
Dale Berra, R OBP: 0.295, SLG: 0.351 (1, 6)				0-0 F8		0-0 1B		0-0 2B		4	1	2	0	1	0	3											
Rick Rhoden, R OBP: 0.295, SLG: 0.339 (1, 1)					0-0 E 2B 1B			0-0 F9		5	2	1	0	0	1	6											
Inning Stats	R: 1 E: 0 K: 1 S: 7	H: 2 LOB: 1 BB: 0 P: 7	R: 8 E: 2 K: 2 S: 13	H: 5 LOB: 2 BB: 4 P: 29	R: 0 E: 0 K: 1 S: 6	H: 1 LOB: 1 BB: 0 P: 6	R: 0 E: 0 K: 0 S: 4	H: 1 LOB: 1 BB: 0 P: 4	R: 2 E: 1 K: 0 S: 6	H: 2 LOB: 2 BB: 1 P: 10	R: 0 E: 0 K: 0 S: 4	H: 1 LOB: 0 BB: 0 P: 5	R: 0 E: 0 K: 1 S: 5	H: 1 LOB: 1 BB: 0 P: 4	R: 0 E: 0 K: 0 S: 4	H: 1 LOB: 1 BB: 0 P: 4	1B: 12 2B: 2 3B: 0 HR: 0	SF: 0 SAC: 0 DP: 0 HBP: 0	WP: 1 PB: 0 SB: 3 CS: 0	PA: 49							
PITCHER	IP	WLS	BF	H	R	ER	SO	BB	IBB	HBP	BLK	WP	HR	S	P	ERA	WHIP										
Bruce Berenyi, R ERA: 5.42 (1, 1)	1.1	L	14	5	9	8	2	3	1	0	0	1	0	14	30	54.00	6.000										
Ed Lynch, R ERA: 3.99 (2, 1)	3.2		19	6	2	1	2	0	1	0	0	0	0	22	26	2.46	1.636										
Tom Gorman, L ERA: 3.45 (6, 1)	4.0		16	3	0	0	1	1	0	0	0	0	0	17	21	0.00	1.000										

Pittsburgh Pirates @ New York Mets
Shea Stadium, Flushing, NY
Thu Aug 09 1984, 7:05 PM EDT
Att: 27,604 - Unknown

AB	43
R	11
H	14
RBI	10
BB	6
SO	5
LOB	22



Batter	1	2	3	4	5	6	7	8	9	AB	R	H	RBI	BB	SO	LOB	BOTTOM										
Wally Backman, S OBP: 0.363, SLG: 0.337 (1, 4)	0-3 K		0-0 6-3			0-3 K		0-0 F8		4	0	0	0	0	2	1											
Mookie Wilson, S OBP: 0.299, SLG: 0.376 (1, 8)	0-0 G3			0-0 WP 2B		4-0 WP BB		0-0 F8		3	0	1	0	1	0	0											
Keith Hernandez, L OBP: 0.403, SLG: 0.435 Rusty Staub, L OBP: 0.270, SLG: 0.268 (1, 3) (6, 3)	0-0 F7			0-3 K		0-0 P6		0-0 G1-6-3		2	0	0	0	0	1	1											
Darryl Strawberry, L OBP: 0.347, SLG: 0.457 (1, 9)		0-0 4-3		4-0 WP BB		0-0 4-3		0-0 6-3		3	0	0	0	1	0	1											
George Foster, R OBP: 0.294, SLG: 0.419 Danny Heep, L OBP: 0.315, SLG: 0.333 (1, 7) (6, 7)		0-3 K		0-3 K		0-0 4-3		0-0 4-3		2	0	0	0	0	2	2											
Hubie Brooks, R OBP: 0.385, SLG: 0.428 Ron Gardenhire, R OBP: 0.284, SLG: 0.309 (1, 5) (6, 5)		0-0 L3		0-0 4-3		0-3 K		0-3 K		2	0	0	0	0	0	2											
Rafael Santana, R OBP: 0.321, SLG: 0.350 (1, 6)			0-0 2B		0-0 6-3		0-0 F8			3	0	1	0	0	0	0											
Junior Ortiz, R OBP: 0.244, SLG: 0.241 (1, 2)			0-3 K		0-3 K			0-0 4-3		3	0	0	0	0	2	1											
Bruce Berenyi, R OBP: 0.086, SLG: 0.088 Ed Lynch, R OBP: 0.240, SLG: 0.280 Ron Hodges, L OBP: 0.330, SLG: 0.214 Tom Gorman, L (6, 1)			0-3 K		0-0 P4			0-3 K		0	0	0	0	0	0	0											
Inning Stats	R: 0 E: 0 K: 1 S: 5	H: 0 LOB: 0 BB: 0 P: 5	R: 0 E: 0 K: 1 S: 5	H: 0 LOB: 0 BB: 0 P: 5	R: 0 E: 0 K: 2 S: 8	H: 1 LOB: 1 BB: 0 P: 8	R: 0 E: 0 K: 2 S: 8	H: 1 LOB: 2 BB: 1 P: 12	R: 0 E: 0 K: 1 S: 5	H: 0 LOB: 0 BB: 0 P: 5	R: 0 E: 0 K: 1 S: 5	H: 0 LOB: 0 BB: 0 P: 5	R: 0 E: 0 K: 1 S: 5	H: 0 LOB: 0 BB: 0 P: 5	R: 0 E: 0 K: 0 S: 3	H: 0 LOB: 0 BB: 0 P: 3	1B: 0 2B: 2 3B: 0 HR: 0	SF: 0 SAC: 0 DP: 0 HBP: 0	WP: 2 PB: 0 SB: 0 CS: 0	PA: 31							
PITCHER	IP	WLS	BF	H	R	ER	SO	BB	IBB	HBP	BLK	WP	HR	S	P	ERA	WHIP										
Rick Rhoden, R ERA: 2.81 (1, 1)	9.0	W	31	2	0	0	10	2	0	0	0	2	0	49	57	0.00	0.444										

Pittsburgh Pirates @ New York Mets
Shea Stadium, Flushing, NY
Thu Aug 09 1984, 7:05 PM EDT
Att: 27,604 - Unknown

AB	29
R	0
H	2
RBI	0
BB	2
SO	10
LOB	10



Batter	1	2	3	4	5	6	7	8	9	AB	R	H	RBI	BB	SO	LOB	TOP											
Marvell Wynne, L OBP: 0.325, SLG: 0.347 (1, 8)	0-3 K ①		0-3 K ③		0-0 CS 1B		0-3 K ③		0-0 4-3 ③	5	0	1	0	0	3	3												
Lee Lacy, R OBP: 0.350, SLG: 0.452 (1, 9)	0-0 P6			4-0 1B G3-4 BB	0-0 F8			0-0 4-3 ①		3	1	0	0	1	0	1												
Jim Morrison, R OBP: 0.289, SLG: 0.419 (1, 5)	0-0 F7			0-0 G3-4 1B	0-0 F9			0-0 6-3 ②		4	1	1	0	0	0	1												
Jason Thompson, L OBP: 0.349, SLG: 0.389 (1, 3)		0-0 P6		0-0 G3-4		0-0 F7		1-0 HBP		3	0	0	1	0	0	1												
Tony Peña, R OBP: 0.340, SLG: 0.424 (1, 2)	0-3 K			0-0 2B		0-0 6-3		0-0 G3		4	1	1	1	0	1	1												
Denny Gonzalez, R OBP: 0.300, SLG: 0.316 (1, 7)	0-0 4-3			0-0 P6		0-0 F9			0-0 E5 1B	4	1	1	0	0	0	1												
Johnny Ray, S OBP: 0.366, SLG: 0.406 (1, 4)			0-0 2B	0-0 2B		0-0 P4			0-0 6-3 1B	4	0	3	2	0	0	0												
Dale Berra, R OBP: 0.294, SLG: 0.349 (1, 6)			0-3 K	4-0 IBB		0-0 F9			0-0 6-3	3	0	0	0	1	1	2												
John Tudor, L OBP: 0.281, SLG: 0.259 Kent Tekulve, R (8, 1)			0-3 K	0-0 P6					0-3 K	3	0	1	0	0	1	3												
										1	0	0	0	0	1	1												
Inning Stats	R: 0 E: 0 K: 1 S: 5	H: 0 LOB: 0 BB: 0 P: 5	R: 0 E: 0 K: 1 S: 5	H: 0 LOB: 0 BB: 0 P: 5	R: 0 E: 0 K: 3 S: 10	H: 1 LOB: 1 BB: 0 P: 10	R: 3 E: 0 K: 0 S: 6	H: 3 LOB: 2 BB: 2 P: 14	R: 0 E: 0 K: 0 S: 3	H: 1 LOB: 0 BB: 0 P: 3	R: 0 E: 0 K: 1 S: 6	H: 1 LOB: 1 BB: 0 P: 6	R: 0 E: 0 K: 0 S: 3	H: 0 LOB: 1 BB: 0 P: 4	R: 1 E: 1 K: 1 S: 7	H: 2 LOB: 1 BB: 0 P: 7	1B: 5 2B: 3 3B: 0 HR: 0	SF: 0 SAC: 0 DP: 0 HBP: 1	WP: 0 PB: 0 SB: 0 CS: 1	PA: 37								
PITCHER	IP	WLS	BF	H	R	ER	SO	BB	IBB	HBP	BLK	WP	HR	S	P	ERA	WHIP											
Sid Fernandez, L ERA: 2.4 Brent Gaff, R ERA: 3.18	(1, 1)	7.0	L	28	6	3	3	6	1	1	0	0	0	0	38	46	3.86	1.000										
	(8, 1)	2.0		9	2	1	0	1	0	0	1	0	0	0	10	11	0.00	1.000										

Pittsburgh Pirates @ New York Mets
Shea Stadium, Flushing, NY
Fri Aug 10 1984, 7:05 PM EDT
Att: 28,355 - Unknown

AB	34
R	4
H	8
RBI	4
BB	2
SO	7
LOB	14



Batter	1	2	3	4	5	6	7	8	9	AB	R	H	RBI	BB	SO	LOB	BOTTOM										
Mookie Wilson, S OBP: 0.303, SLG: 0.385 (1, 8)	0-0 E4 G5-4-3		0-0 E 2B		0-0 6-3 2B		0-0 FC6-4 1B			4	1	3	0	0	0	0											
Kelvin Chapman, R OBP: 0.402, SLG: 0.394 Brent Gaff, R (8, 1)	0-0 G5-4-3		0-0 E7 1B		0-0 6-3		0-0 FC6-4			4	0	1	1	0	0	4											
Keith Hernandez, L OBP: 0.406, SLG: 0.435 (1, 3)	4-0 CS BB		4-0 BB		0-0 F9			0-0 G6-4-3 1B		2	0	1	0	2	0	1											
George Foster, R OBP: 0.291, SLG: 0.415 (1, 7)	0-0 CS	0-0 F8	0-0 F7		0-0 5-3			0-0 G6-4-3		4	0	0	0	0	0	3											
Hubie Brooks, R OBP: 0.354, SLG: 0.425 (1, 5)		1-0 HBP		0-0 F7		0-0 6-3		0-3 K		3	0	0	0	0	1	0											
Jerry Martin, R OBP: 0.183, SLG: 0.288 Danny Heep, L (9, PH)		0-3 K		0-0 1-3		0-0 F8			0-0 3-1	3	0	0	0	0	1	1											
Mike Fitzgerald, R OBP: 0.298, SLG: 0.315 (1, 2)		0-0 F9		0-0 1B			0-0 6-3		0-0 6-3	4	0	1	0	0	0	1											
Rafael Santana, R OBP: 0.310, SLG: 0.337 Rusty Staub, L (9, PH)			0-0 P4	0-3 K			0-0 P6		0-0 1-3	3	0	0	0	0	1	1											
Sid Fernandez, L OBP: 0.143, SLG: 0.143 Wally Backman, S (7, PH)			0-3 K		0-3 K		0-0 1B			2	0	0	0	0	2	0											
										1	0	1	0	0	0	0											
Inning Stats	R: 0 E: 1 K: 0 S: 2	H: 0 LOB: 0 BB: 1 P: 6	R: 0 E: 0 K: 1 S: 5	H: 0 LOB: 0 BB: 0 P: 6	R: 1 E: 1 K: 1 S: 7	H: 2 LOB: 2 BB: 1 P: 11	R: 0 E: 0 K: 1 S: 6	H: 1 LOB: 1 BB: 0 P: 6	R: 0 E: 0 K: 0 S: 3	H: 0 LOB: 0 BB: 0 P: 3	R: 0 E: 0 K: 0 S: 5	H: 2 LOB: 2 BB: 0 P: 5	R: 0 E: 0 K: 1 S: 5	H: 1 LOB: 0 BB: 0 P: 5	R: 0 E: 0 K: 0 S: 3	H: 0 LOB: 0 BB: 0 P: 3	1B: 5 2B: 2 3B: 0 HR: 0	SF: 0 SAC: 0 DP: 2 HBP: 1	WP: 0 PB: 0 SB: 0 CS: 1	PA: 36							
PITCHER	IP	WLS	BF	H	R	ER	SO	BB	IBB	HBP	BLK	WP	HR	S	P	ERA	WHIP										
John Tudor, L ERA: 3.34 Kent Tekulve, R ERA: 2.79	(1, 1)	7.0	W	30	7	1	1	4	2	0	1	0	0	35	44	1.29	1.286										
	(8, 1)	2.0	S	5	0	0	0	1	0	0	0	0	0	7	7	0.00	0.000										

Pittsburgh Pirates @ New York Mets
Shea Stadium, Flushing, NY
Fri Aug 10 1984, 7:05 PM EDT
Att: 28,355 - Unknown

AB	32
R	1
H	7
RBI	1
BB	2
SO	5
LOB	11



Batter	1	2	3	4	5	6	7	8	9	AB	R	H	RBI	BB	SO	LOB	TOP										
Marvell Wynne, L OBP: 0.322, SLG: 0.343 (1, 8)	0-3 K		0-3 K					0-0 P6	0-0 L6	5	0	0	0	0	2	2											
Lee Mazzilli, S OBP: 0.347, SLG: 0.353 Kent Tekulve, R (8, 1)	0-0 S 1B			0-0 4-3				0-3 K	0-0 BB 1B	4	0	2	0	0	1	0											
Johnny Ray, S OBP: 0.368, SLG: 0.407 (1, 4)	0-0 FC1-4-5 1-3			0-0 1B				0-0 3-1	0-0 BB 1B	4	0	2	0	0	0	1											
Jason Thompson, L OBP: 0.351, SLG: 0.388 (1, 3)	0-0 PO 1-2	0-0 P6		0-0 P5				0-0 1B 1B	4-0 1-2 2-3 BB	3	0	1	0	1	0	1											
Tony Peña, R OBP: 0.339, SLG: 0.422 (1, 2)		0-0 2-3		0-3 K				0-0 1-2 1B	0-3 K	4	0	1	0	0	2	4											
Denny Gonzalez, R OBP: 0.250, SLG: 0.261 (1, 5)		0-3 K			0-3 K			0-0 F3	0-0 1-3	4	0	0	0	0	2	5											
Lee Lacy, R OBP: 0.346, SLG: 0.446 (1, 9)			0-0 F9		0-3 K			0-3 K	0-0 P3	4	0	0	0	0	2	2											
Dale Berra, R OBP: 0.294, SLG: 0.346 (1, 6)			0-0 P6		4-0 BB			0-3 K	0-0 E6	3	0	0	0	1	1	2											
Larry McWilliams, L OBP: 0.135, SLG: 0.135 Mitchell Page, L OBP: 1.000, SLG: 1.000 Brian Harper, R OBP: 0.240, SLG: 0.235 (8, 7)			0-0 1B		0-3 K			0-0 HR	0-3 K	2	0	1	0	0	1	1											
Inning Stats	R: 0 E: 0 K: 1 S: 5	H: 1 LOB: 0 BB: 0 P: 5	R: 0 E: 0 K: 1 S: 5	H: 0 LOB: 0 BB: 0 P: 5	R: 0 E: 0 K: 1 S: 6	H: 1 LOB: 1 BB: 0 P: 6	R: 0 E: 0 K: 1 S: 6	H: 1 LOB: 1 BB: 0 P: 6	R: 0 E: 0 K: 3 S: 9	H: 0 LOB: 1 BB: 1 P: 13	R: 0 E: 0 K: 2 S: 5	H: 2 LOB: 2 BB: 0 P: 9	R: 1 E: 0 K: 1 S: 8	H: 3 LOB: 3 BB: 1 P: 12	R: 0 E: 1 K: 1 S: 6	H: 0 LOB: 1 BB: 0 P: 6	1B: 7 2B: 0 3B: 0 HR: 1	SF: 0 SAC: 0 DP: 0 HBP: 0	WP: 0 PB: 0 SB: 1 CS: 0	PA: 38							
PITCHER	IP	WLS	BF	H	R	ER	SO	BB	IBB	HBP	BLK	WP	HR	S	P	ERA	WHIP										
Dwight Gooden, R ERA: 3.26 (1, 1)	7.0	W	26	5	0	0	10	1	0	0	0	0	0	45	49	0.00	0.857										
Jesse Orosco, L ERA: 2.12 (8, 1)	2.0	S	11	3	1	1	2	1	0	0	0	0	1	14	18	4.50	2.000										

Pittsburgh Pirates @ New York Mets
Shea Stadium, Flushing, NY
Sat Aug 11 1984, 7:05 PM EDT
Att: 28,326 - Unknown


AB 35
R 1
H 8
RBI 1
BB 2
SO 12
LOB 19



Batter	1	2	3	4	5	6	7	8	9	AB	R	H	RBI	BB	SO	LOB	BOTTOM										
Mookie Wilson, S OBP: 0.300, SLG: 0.380 (1, 8)	0-0 5-3	0-0 F8		0-0 1-3				0-0 E6	0-0 F8	5	0	0	0	0	0	5											
Kevin Chapman, R OBP: 0.397, SLG: 0.398 (1, 4)	0-3 K	0-0 4-3			0-0 F9 2B			0-0 L6	0-0 CS	4	0	1	0	0	1	4											
Keith Hernandez, L OBP: 0.406, SLG: 0.433 (1, 3)	4-0 2B BB		4-0 FC6-4 BB		0-3 K			0-0 L1		2	1	0	0	2	1	1											
George Foster, R OBP: 0.293, SLG: 0.423 (1, 7)	0-0 2B 1B		0-3 K		0-0 F9			0-0 HR		4	2	2	1	0	1	2											
Hubie Brooks, R OBP: 0.356, SLG: 0.427 (1, 5)	0-0 1-1H 2-H 2B		0-0 F8		4-0 IBB			0-3 K		3	0	1	2	1	1	1											
Jerry Martin, R OBP: 0.186, SLG: 0.274 (1, 9)	0-0 5-3		0-0 FC6-4 1-2		0-0 4-3			4-0 FC6-4 BB		3	0	0	0	1	0	4											
Mike Fitzgerald, R OBP: 0.293, SLG: 0.310 (1, 2)		0-0 4-3		0-3 K				0-0 F8	0-0 FC6-4	4	0	0	0	0	1	1											
Rafael Santana, R OBP: 0.341, SLG: 0.368 (1, 6)		0-0 1B 1B		0-0 SH1-3 1B				0-0 E SH1-3 1B	0-0 CS 1B	4	0	4	0	0	0	0											
Dwight Gooden, R OBP: 0.163, SLG: 0.152 Jesse Orosco, R OBP: 0.571, SLG: 0.250 (8, 1)		0-0 1-2 1B		0-0 SH1-3				0-0 1-2 1B	0-3 K	1	0	1	0	0	0	0											
Inning Stats	R: 2 E: 0 K: 1 S: 7	H: 2 LOB: 1 BB: 1 P: 11	R: 0 E: 0 K: 0 S: 5	H: 2 LOB: 2 BB: 0 P: 5	R: 0 E: 0 K: 1 S: 5	H: 0 LOB: 1 BB: 1 P: 9	R: 0 E: 0 K: 1 S: 6	H: 1 LOB: 0 BB: 0 P: 6	R: 0 E: 0 K: 0 S: 5	H: 1 LOB: 2 BB: 0 P: 10	R: 1 E: 0 K: 1 S: 6	H: 1 LOB: 1 BB: 1 P: 10	R: 0 E: 0 K: 1 S: 5	H: 1 LOB: 0 BB: 0 P: 5	1B: 6 2B: 2 3B: 0 HR: 1	SF: 0 SAC: 2 DP: 0 HBP: 0	WP: 0 PB: 0 SB: 0 CS: 1	PA: 38									
PITCHER	IP	WLS	BF	H	R	ER	SO	BB	IBB	HBP	BLK	WP	HR	S	P	ERA	WHIP										
Larry McWilliams, L ERA: 2.5 (1, 1)	7.0	L	34	8	3	3	5	3	1	0	0	0	0	40	56	3.86	1.571										
Kent Tekulve, R ERA: 2.74 (8, 1)	1.0		3	1	0	0	1	0	0	0	0	0	0	5	5	0.00	1.000										

Pittsburgh Pirates @ New York Mets
Shea Stadium, Flushing, NY
Sat Aug 11 1984, 7:05 PM EDT
Att: 28,326 - Unknown

AB 31
R 3
H 9
RBI 3
BB 4
SO 6
LOB 19




Batter	1	2	3	4	5	6	7	8	9	AB	R	H	RBI	BB	SO	LOB	TOP			
Marvell Wynne, L (1,8) OBP: 0.325, SLG: 0.345	0-0 G4-6-3 1B		4-0 S 1B BB		0-0 P6		0-0 F8		0-0 1B	4	1	2	0	1	0	0	Pittsburgh Pirates @ New York Mets Shea Stadium, Flushing, NY Sun Aug 12 1984, 3:33 AM EDT Att: 36,135 - Unknown			
Lee Lacy, R (1,9) OBP: 0.353, SLG: 0.448	0-0 G4-6-3 1B		4-0 1B BB		4-0 CS BB		0-0 2B 1B		0-0 P4	3	1	2	0	2	0	1				
Johnny Ray, S (1,4) OBP: 0.370, SLG: 0.412	0-0 G4-6-3 1B		0-0 1B		0-0 1B 1B		0-0 1B 2B		0-0 F8	5	1	3	2	0	0	3				
Jason Thompson, L (1,3) OBP: 0.352, SLG: 0.389	0-0 F9		0-0 F8		0-0 1B		0-0 1B 2B			4	0	2	1	0	0	3				
Lee Mazzilli, S (1,7)		0-0 L1		0-3 K		0-0 P6		0-0 P3		4	0	0	0	0	1	5				
Denny Gonzalez, R (1,5) OBP: 0.214, SLG: 0.222		0-3 K		0-0 5-3		0-0 6-3		0-0 P5		4	0	0	0	0	1	0				
Milt May, L (1,2) OBP: 0.329, SLG: 0.302		4-0 BB		0-0 WP 2B		0-0 4-3		0-0 4-3		3	0	1	0	1	0	0				
Dale Berra, R (1,6) OBP: 0.291, SLG: 0.342		0-3 K		0-3 K		0-0 5-3		0-0 F7		4	0	0	0	0	2	2				
Jose DeLeon, R (1,1) OBP: 0.067, SLG: 0.068			0-3 K		0-3 K		0-0 6-3		0-0 F9	2	0	0	0	0	2	1				
Brian Harper, R (7, PH) OBP: 0.237, SLG: 0.232										1	0	0	0	0	0	0				
Lee Tunnell, R (7, 1) OBP: 0.100, SLG: 0.100										0	0	0	0	0	0	0				
Don Robinson, R (8, 1) OBP: 0.409, SLG: 0.474										0	0	0	0	0	0	0				
Tony Peña, R (8, 2) OBP: 0.339, SLG: 0.421										1	0	0	0	0	0	0				
Inning Stats	R: 0 E: 0 K: 0 S: 4	H: 2 LOB: 1 BB: 0 P: 4	R: 0 E: 0 K: 2 S: 7	H: 0 LOB: 1 BB: 1 P: 11	R: 1 E: 0 K: 2 S: 8	H: 1 LOB: 2 BB: 2 P: 16	R: 0 E: 0 K: 2 S: 8	H: 1 LOB: 1 BB: 0 P: 8	R: 0 E: 0 K: 0 S: 3	H: 0 LOB: 0 BB: 0 P: 3	R: 2 E: 0 K: 0 S: 6	H: 3 LOB: 1 BB: 0 P: 6	R: 0 E: 0 K: 0 S: 3	H: 0 LOB: 0 BB: 0 P: 3	R: 0 E: 0 K: 0 S: 4	H: 1 LOB: 1 BB: 0 P: 4	1B: 8 2B: 2 3B: 0 HR: 0	SF: 0 SAC: 0 DP: 1 HBP: 0	WP: 1 PB: 0 SB: 1 CS: 1	PA: 39
PITCHER	IP WLS BF H R ER SO BB IBB HBP BLK WP HR S P ERA WHIP																			
Ron Darling, R (1, 1) ERA: 3.76	6.2 W 31 9 3 3 6 4 0 0 0 1 0 39 55 4.05 1.950																			
Wes Gardner, R (7, 1) ERA: 3.72	2.1 S 8 1 0 0 0 0 0 0 0 0 0 8 8 0.00 0.429																			


Batter	1	2	3	4	5	6	7	8	9	AB	R	H	RBI	BB	SO	LOB	BOTTOM			
Wally Backman, S (1,4) OBP: 0.363, SLG: 0.341	0-0 1B 4-3 2B		0-0 4-3		0-0 F8		0-0 5-3			4	1	1	0	0	0	1	Pittsburgh Pirates @ New York Mets Shea Stadium, Flushing, NY Sun Aug 12 1984, 3:33 AM EDT Att: 36,135 - Unknown			
Mookie Wilson, S (1,8) OBP: 0.302, SLG: 0.384	0-0 4-3 S 2-3 1B		0-0 4-3		0-3 K		0-0 2B			4	0	2	0	0	1	0				
Keith Hernandez, L (1,3) OBP: 0.409, SLG: 0.432	0-0 4-3 1-3 3H		4-0 WP BB		4-0 HR BB		4-0 IBB			1	1	0	1	3	0	1				
George Foster, R (1,7) OBP: 0.292, SLG: 0.429	0-0 FC1-5-2 1B		0-3 K		0-0 1H HR		0-0 F9			4	2	1	2	0	1	4				
Danny Heep, L (1,9) OBP: 0.318, SLG: 0.336	0-0 3H 1B		0-0 F7		0-0 F9		0-0 F9		0-0 FC3-5 1B	4	0	2	1	0	0	1				
Hubie Brooks, R (1,5) OBP: 0.355, SLG: 0.425	0-0 F7				0-0 F9		0-0 F9		0-0 FC3-5 2B 1B	4	1	1	0	0	0	1				
Rafael Santana, R (1,6) OBP: 0.330, SLG: 0.356			0-0 F9		0-0 F8		0-0 F9		0-0 FC3-5 2B	3	0	0	0	0	0	0				
Wes Gardner, R (7, 1) ERA: 3.72									1-2 2-3F 2B	1	1	0	0	0	0	2				
Ron Hodges, L (1,2) OBP: 0.348, SLG: 0.236		4-0 SH3 BB		4-0 FC6-4 BB		0-0 F2		0-0 1H 2H 2B		2	0	1	2	2	0	0				
Ron Darling, R (1, 1) OBP: 0.170, SLG: 0.176		0-0 SH3		0-0 FC6-4			0-0 G3		0-3 K	1	0	0	0	0	0	1				
Ron Gardenhire, R (7, 6) OBP: 0.282, SLG: 0.306				1-2						2	0	0	0	0	1	0				
Inning Stats	R: 2 E: 0 K: 0 S: 6	H: 3 LOB: 1 BB: 0 P: 6	R: 0 E: 0 K: 0 S: 3	H: 0 LOB: 1 BB: 1 P: 7	R: 0 E: 0 K: 1 S: 5	H: 0 LOB: 1 BB: 1 P: 9	R: 0 E: 0 K: 0 S: 3	H: 0 LOB: 1 BB: 1 P: 7	R: 2 E: 0 K: 1 S: 6	H: 1 LOB: 0 BB: 1 P: 10	R: 0 E: 0 K: 0 S: 3	H: 0 LOB: 0 BB: 0 P: 3	R: 0 E: 0 K: 0 S: 4	H: 1 LOB: 2 BB: 1 P: 8	R: 2 E: 0 K: 1 S: 7	H: 3 LOB: 0 BB: 0 P: 7	1B: 4 2B: 3 3B: 0 HR: 1	SF: 0 SAC: 1 DP: 0 HBP: 0	WP: 1 PB: 0 SB: 1 CS: 0	PA: 36
PITCHER	IP WLS BF H R ER SO BB IBB HBP BLK WP HR S P ERA WHIP																			
Jose DeLeon, R (1, 1) ERA: 3.33	6.0 L 26 4 4 4 2 4 0 0 0 0 1 26 42 6.00 1.333																			
Lee Tunnell, R (7, 1) ERA: 5.4	1.0 7 3 2 2 0 0 1 0 0 0 0 6 10 18.00 3.000																			
Don Robinson, R (8, 1) ERA: 3.46	1.0 3 1 0 0 0 1 0 0 0 0 0 5 5 0.00 1.000																			


AB	35
R	3
H	10
RBI	3
BB	4
SO	6
LOB	15



AB	30
R	6
H	8
RBI	6
BB	5
SO	3
LOB	11




Batter	1	2	3	4	5	6	7	8	9	AB	R	H	RBI	BB	SO	LOB	TOP
Wally Backman, S (1,4) OBP: 0.365, SLG: 0.343	0-0 FC3-6 1B	0-0 2H 1B			0-0 2-3			0-0 F5		4	0	2	1	0	0	0	<p>New York Mets @ Los Angeles Dodgers Dodger Stadium, Los Angeles, CA Mon Aug 13 1984, 7:05 PM PDT Att: 35,726 - Unknown</p> <p>livebaseballscores.com</p> <p>AB 32 R 2 H 5 RBI 2 BB 0 SO 10 LOB 6</p> 
Mookie Wilson, S (1,8) OBP: 0.299, SLG: 0.380	0-0 FC3-6 1B	0-0 5-3			0-0 F8			0-0 1-3		4	1	0	0	0	0	2	
Keith Hernandez, L (1,3) OBP: 0.408, SLG: 0.430	0-0 1B 1H		0-0 4-3		0-0 3-1			0-0 4-3		4	0	1	1	0	0	0	
Darryl Strawberry, L (1,9) OBP: 0.343, SLG: 0.453	0-3 K		0-3 K		0-3 K			0-0 F7		4	0	0	0	0	2	1	
George Foster, R (1,7) OBP: 0.292, SLG: 0.428	0-0 1-2 1B		0-3 K		0-3 K			0-3 K		4	0	1	0	0	3	0	
Hubie Brooks, R (1,5) OBP: 0.352, SLG: 0.422	0-3 K			0-0 F3			0-0 F2			3	0	0	0	0	1	2	
Mike Fitzgerald, R (1,2) OBP: 0.290, SLG: 0.306		0-3 K		0-3 K			0-3 K			3	0	0	0	0	3	0	
Rafael Santana, R (1,6) OBP: 0.330, SLG: 0.355		0-0 BLK 1B		0-0 F6			0-0 F9			3	1	1	0	0	0	0	
Walt Terrell, L (1,1) OBP: 0.102, SLG: 0.121 Danny Heep, L (8,PH) OBP: 0.316, SLG: 0.333 Brent Gaff, R (8,1)	0-0 F1			0-3 K			0-0 F6			2	0	0	0	0	1	1	
Inning Stats	R: 1 E: 0 K: 2 S: 10	H: 3 LOB: 2 BB: 0 P: 10	R: 1 E: 0 K: 1 S: 7	H: 2 LOB: 1 BB: 0 P: 7	R: 0 E: 0 K: 1 S: 5	H: 0 LOB: 0 BB: 0 P: 5	R: 0 E: 0 K: 1 S: 5	H: 0 LOB: 0 BB: 0 P: 5	R: 0 E: 0 K: 1 S: 5	H: 0 LOB: 0 BB: 0 P: 5	R: 0 E: 0 K: 0 S: 3	H: 0 LOB: 0 BB: 0 P: 3	R: 0 E: 0 K: 1 S: 5	H: 0 LOB: 0 BB: 0 P: 5	1B: 5 2B: 0 3B: 0 HR: 0	SF: 0 SAC: 0 DP: 0 HBP: 0	WP: 0 PA: 32 PB: 0 SB: 1 CS: 0
PITCHER	IP WLS BF H R ER SO BB IBB HBP BLK WP HR S P ERA WHIP																
Bob Welch, R (1,1) ERA: 3.49	8.0 W 29 5 2 2 9 0 0 0 0 1 0 0 47 47 2.25 0.625																
Jerry Reuss, L (9,1) ERA: 5.52	1.0 3 0 0 0 1 0 0 0 0 0 0 0 5 5 0.00 0.000																

Batter	1	2	3	4	5	6	7	8	9	AB	R	H	RBI	BB	SO	LOB	BOTTOM		
Dave Anderson, R (1,6) OBP: 0.345, SLG: 0.316	0-0 8-3 1B		0-0 5-3		0-0 SF7			0-0 E 4-3 1B		4	2	3	1	0	0	1	<p>New York Mets @ Los Angeles Dodgers Dodger Stadium, Los Angeles, CA Mon Aug 13 1984, 7:05 PM PDT Att: 35,726 - Unknown</p> <p>livebaseballscores.com</p> <p>AB 35 R 9 H 14 RBI 9 BB 2 SO 1 LOB 17</p> 		
Ken Landreaux, L (1,8) OBP: 0.301, SLG: 0.352	0-0 8-3 1-2		0-0 F3		0-0 F3			0-0 4-3 1-2 1B		5	1	1	0	0	0	4			
Pedro Guerrero, R (1,9) OBP: 0.344, SLG: 0.424 Candy Maldonado, R (8,PR) OBP: 0.340, SLG: 0.409	0-0 6-3			0-0 1B			0-0 HR	0-0 E6 1B		5	2	3	3	0	0	1			
Mike Marshall, R (1,7) OBP: 0.326, SLG: 0.472 Ed Amelung, L (9,7) OBP: 0.277, SLG: 0.231		0-0 1-3 1B		0-3 K		0-0 6-3		0-0 1-2 3-H 1B		5	1	2	1	0	1	2			
Mike Scioscia, L (1,2) OBP: 0.389, SLG: 0.373		0-0 F8		0-0 F8		0-0 BB G1-2-3 1B		0-0 1-3 2-H HR 1B		4	1	2	1	0	0	2			
Greg Brock, L (1,3) OBP: 0.310, SLG: 0.428		0-0 1-3 1-2		0-0 F3		0-0 BB		0-0 1-H 3-H HR		3	1	1	3	1	0	2			
German Rivera, R (1,5) OBP: 0.329, SLG: 0.397		0-0 5-3			0-0 E SF7 1B		0-0 1-2 2-3 BB	0-0 5-3		3	1	1	0	1	0	1			
Steve Sax, R (1,4) OBP: 0.285, SLG: 0.299			0-0 SH5-4 2B		0-0 E6 SH3-4		0-0 G1-2-3		0-0 3-1	4	0	1	0	0	0	4			
Bob Welch, R (1,1) OBP: 0.146, SLG: 0.103 Franklin Stubbs, L (8,PH) OBP: 0.277, SLG: 0.360 Jerry Reuss, L (9,1) OBP: 0.385, SLG: 0.273			0-0 SH5-4		0-0 SH3-4		0-0 5-3		0-0 3-1	1	0	0	0	0	0	0			
Inning Stats	R: 0 E: 0 K: 0 S: 3	H: 1 LOB: 0 BB: 0 P: 3	R: 0 E: 0 K: 0 S: 4	H: 1 LOB: 1 BB: 0 P: 4	R: 0 E: 0 K: 0 S: 4	H: 1 LOB: 1 BB: 0 P: 4	R: 0 E: 0 K: 1 S: 6	H: 1 LOB: 1 BB: 0 P: 6	R: 1 E: 1 K: 0 S: 5	H: 1 LOB: 1 BB: 0 P: 5	R: 1 E: 0 K: 0 S: 4	H: 2 LOB: 2 BB: 2 P: 12	R: 5 E: 1 K: 0 S: 8	H: 4 LOB: 0 BB: 0 P: 8	R: 2 E: 0 K: 0 S: 6	H: 3 LOB: 1 BB: 0 P: 6	1B: 11 2B: 2 3B: 0 HR: 2	SF: 1 SAC: 2 DP: 2 HBP: 0	WP: 0 PA: 40 PB: 0 SB: 0 CS: 0
PITCHER	IP WLS BF H R ER SO BB IBB HBP BLK WP HR S P ERA WHIP																		
Walt Terrell, R (1,1) ERA: 3.06	7.0 L 34 11 7 1 1 1 2 0 0 0 0 2 34 42 1.29 1.857																		
Brent Gaff, R (8,1) ERA: 3.45	1.0 6 3 2 2 0 0 0 0 0 0 0 0 6 6 18.00 3.000																		


Batter	1	2	3	4	5	6	7	8	9	AB	R	H	RBI	BB	SO	LOB	TOP											
Mookie Wilson, S OBP: 0.297, SLG: 0.376 (1, 8)										5	1	1	0	0	1	1	New York Mets @ Los Angeles Dodgers Dodger Stadium, Los Angeles, CA Wed Aug 15 1984, 7:05 PM PDT Att: 42,099 - Unknown											
Kevin Chapman, R OBP: 0.397, SLG: 0.393 Wally Backman, S OBP: 0.360, SLG: 0.338 (9, PH) (9, 4)										3	0	1	0	1	1	0												
Keith Hernandez, L OBP: 0.410, SLG: 0.430 (1, 3)										3	1	0	0	2	1	4												
George Foster, R OBP: 0.295, SLG: 0.430 (1, 7)										3	1	1	1	2	0	3												
Darryl Strawberry, L OBP: 0.345, SLG: 0.452 (1, 9)										4	0	1	1	0	2	5												
Hubie Brooks, R OBP: 0.350, SLG: 0.417 (1, 5)										4	0	0	0	0	1	2												
Rafael Santana, R OBP: 0.333, SLG: 0.360 (1, 6)										3	0	0	0	1	0	0												
Mike Fitzgerald, R OBP: 0.286, SLG: 0.302 Wes Gardner, R (8, 1) Jesse Orosco, R OBP: 0.571, SLG: 0.250 (9, 1)										4	0	0	0	0	1	1												
Sid Fernandez, L OBP: 0.118, SLG: 0.118 Ron Hodges, L OBP: 0.361, SLG: 0.263 (8, 2)										3	0	0	0	0	2	0												
Inning Stats	R: 1 E: 0 K: 3 S: 10	H: 1 LOB: 2 BB: 2 P: 18	R: 0 E: 0 K: 1 S: 5	H: 0 LOB: 0 BB: 0 P: 5	R: 0 E: 0 K: 0 S: 3	H: 0 LOB: 0 BB: 0 P: 3	R: 1 E: 0 K: 1 S: 6	H: 1 LOB: 1 BB: 1 P: 10	R: 0 E: 0 K: 0 S: 3	H: 0 LOB: 0 BB: 0 P: 3	R: 1 E: 0 K: 2 S: 9	H: 0 LOB: 2 BB: 1 P: 13	R: 0 E: 0 K: 0 S: 3	H: 0 LOB: 0 BB: 0 P: 3	R: 0 E: 0 K: 0 S: 4	H: 1 LOB: 2 BB: 1 P: 8		1B: 3 2B: 1 3B: 0 HR: 1	SF: 0 SAC: 0 DP: 0 HBP: 0	WP: 0 PB: 0 SB: 1 CS: 0	PA: 40							
PITCHER	IP	WLS	BF	H	R	ER	SO	BB	IBB	HBP	BLK	WP	HR	S	P	ERA	WHIP											
Fernando Valenzuela, L ERA: 3.08 Ken Howell, R ERA: 2.7 (1, 1) (9, 1)	8.0	L	35	4	3	2	9	5	0	0	0	0	0	1	48	68	2.25	1.125										

AB	34
R	3
H	5
RBI	2
BB	6
SO	9
LOB	17



Batter	1	2	3	4	5	6	7	8	9	AB	R	H	RBI	BB	SO	LOB	BOTTOM										
Steve Sax, R OBP: 0.287, SLG: 0.303 (1, 4)										4	1	3	0	0	0	0	New York Mets @ Los Angeles Dodgers Dodger Stadium, Los Angeles, CA Wed Aug 15 1984, 7:05 PM PDT Att: 42,099 - Unknown										
Dave Anderson, R OBP: 0.347, SLG: 0.325 (1, 6)										2	1	1	1	1	0	1											
Pedro Guerrero, R OBP: 0.342, SLG: 0.421 (1, 9)										4	0	0	0	0	0	2											
Mike Marshall, R OBP: 0.322, SLG: 0.465 (1, 7)										4	0	1	0	0	1	0											
Candy Maldonado, R OBP: 0.332, SLG: 0.398 (1, 8)										4	0	0	0	0	1	2											
Steve Yeager, R OBP: 0.283, SLG: 0.304 (1, 2)										4	0	0	0	0	1	1											
Greg Brock, L OBP: 0.319, SLG: 0.436 (1, 3)										4	0	2	0	0	0	0											
German Rivera, R OBP: 0.319, SLG: 0.384 Mike Scioscia, L OBP: 0.387, SLG: 0.371 (9, PH) (9, PH)										3	0	0	0	0	0	1											
Fernando Valenzuela, L OBP: 0.161, SLG: 0.250 Tony Brewer, R (8, PH) Ken Howell, R (9, 1)										2	0	0	0	0	0	1											
Inning Stats	R: 1 E: 1 K: 0 S: 5	H: 1 LOB: 1 BB: 0 P: 5	R: 0 E: 0 K: 1 S: 6	H: 1 LOB: 0 BB: 0 P: 6	R: 1 E: 0 K: 0 S: 4	H: 2 LOB: 0 BB: 0 P: 4	R: 0 E: 0 K: 0 S: 3	H: 0 LOB: 0 BB: 0 P: 3	R: 0 E: 0 K: 0 S: 4	H: 1 LOB: 1 BB: 0 P: 4	R: 0 E: 0 K: 1 S: 5	H: 0 LOB: 0 BB: 0 P: 5	R: 0 E: 0 K: 0 S: 3	H: 0 LOB: 0 BB: 0 P: 3	R: 0 E: 0 K: 1 S: 5	H: 0 LOB: 1 BB: 1 P: 9		R: 0 E: 0 K: 2 S: 9	H: 2 LOB: 2 BB: 0 P: 9	1B: 4 2B: 2 3B: 0 HR: 1	SF: 0 SAC: 1 DP: 0 HBP: 0	WP: 0 PB: 0 SB: 1 CS: 1	PA: 35				
PITCHER	IP	WLS	BF	H	R	ER	SO	BB	IBB	HBP	BLK	WP	HR	S	P	ERA	WHIP										
Sid Fernandez, L ERA: 2.2 Wes Gardner, R ERA: 3.39 Jesse Orosco, L ERA: 2.05 (1, 1) (8, 1) (9, 1)	7.2	W	29	5	2	1	3	1	0	0	0	0	0	7	7	0.00	2.000										

AB	33
R	2
H	7
RBI	1
BB	1
SO	5
LOB	10



Batter	1	2	3	4	5	6	7	8	9	10	AB	R	H	RBI	BB	SO	LOB	TOP			
Wally Backman, S OBP: 0.360, SLG: 0.346 (1, 4)	4-0 BLK S BB		0-0 6-3		0-0 F3		0-3 K			0-0 HR	4	1	1	2	1	1	2				
Danny Heep, L OBP: 0.315, SLG: 0.331 (1, 9)	0-0 F3		0-3 K			0-0 WP 1B 1B		0-3 K		0-0 1B	4	0	1	0	0	2	1				
Jerry Martin, R OBP: 0.200, SLG: 0.286 (10, PH) (10, 9)	1-3 F3		0-3 K			0-0 WP 1B 1B		0-3 K		0-0 F6	5	0	1	0	0	3	2				
Keith Hernandez, L OBP: 0.408, SLG: 0.427 (1, 3)	0-3 K		0-3 K			0-0 F8		0-0 F3		0-0 F7	5	0	0	0	0	1	4				
Daryl Strawberry, L OBP: 0.342, SLG: 0.447 (1, 8)	0-3 K			0-0 F8		0-0 F3		4-3		0-0 F7	5	0	0	0	0	1	4				
George Foster, R OBP: 0.298, SLG: 0.429 (1, 7)		0-0 1B 1B		0-0 5-3		4-0 G6-4-3 1B		0-3 K			3	0	1	0	1	1	0				
Hubie Brooks, R OBP: 0.349, SLG: 0.416 (1, 5)		0-0 1B 1B		0-0 5-3		0-0 G6-4-3 1-2r		0-0 5-3			4	0	1	0	0	0	3				
Ron Hodges, L OBP: 0.347, SLG: 0.250 (1, 2)		0-0 F2			0-0 F4		0-0 4-3		0-0 F9		4	0	0	0	0	0	2				
Rafael Santana, R OBP: 0.330, SLG: 0.365 (1, 6)		0-0 F6			0-3 K		0-0 2B			0-0 F3	4	0	1	0	0	1	2				
Dwight Gooden, R OBP: 0.173, SLG: 0.163 (10, PH) Mookie Wilson, S OBP: 0.279, SLG: 0.376 (10, PH) Jesse Orosco, R OBP: 0.571, SLG: 0.250 (10, 1)		0-0 5-3			0-0 1B		0-3 K		4-0 HR BB		3	0	1	0	0	1	3				
											0	1	0	0	1	0	0				
											0	0	0	0	0	0	0				
Inning Stats	R: 0 E: 0 K: 2 S: 7	H: 0 LOB: 1 BB: 1 P: 11	R: 0 E: 0 K: 0 S: 5	H: 2 LOB: 2 BB: 0 P: 5	R: 0 E: 0 K: 2 S: 7	H: 0 LOB: 0 BB: 0 P: 7	R: 0 E: 0 K: 1 S: 6	H: 1 LOB: 1 BB: 0 P: 6	R: 0 E: 0 K: 0 S: 4	H: 2 LOB: 2 BB: 1 P: 8	R: 0 E: 0 K: 2 S: 8	H: 1 LOB: 1 BB: 0 P: 8	R: 0 E: 0 K: 2 S: 7	H: 0 LOB: 0 BB: 0 P: 7	R: 0 E: 0 K: 1 S: 5	H: 0 LOB: 0 BB: 0 P: 5	R: 2 E: 0 K: 0 S: 5	H: 2 LOB: 1 BB: 1 P: 9	1B: 6 2B: 1 3B: 0 HR: 1	SF: 0 SAC: 0 DP: 1 HBP: 0	WP: 1 PA: 40
PITCHER	IP 9.1	WLS L	BF 37	H 7	R 2	ER 2	SO 10	BB 2	IBB 0	HBP 0	BLK 1	WP 1	HR 1	S 54	P 66	ERA 1.93	WHIP 0.964				
Mike Krukow, R ERA: 4.13 Gary Lavelle, L ERA: 2.75 (10, 1)	0.2	3	1	0	0	0	0	0	0	0	0	0	0	3	3	0.00	1.500				

New York Mets @ San Francisco Giants
Candlestick Park, San Francisco, CA
Fri Aug 17 1984, 10:05 PM EDT
Att: 7,241 - Unknown

AB	37
R	2
H	8
RBI	2
BB	3
SO	10
LOB	19



Batter	1	2	3	4	5	6	7	8	9	10	AB	R	H	RBI	BB	SO	LOB	BOTTOM			
Dan Gladden, R OBP: 0.387, SLG: 0.460 (1, 8)	0-3 K			0-0 F7			0-0 6-3		0-0 1B BLK 1B		4	0	1	0	0	1	0				
Manny Trillo, R OBP: 0.324, SLG: 0.352 (1, 4)	0-0 5-3			0-0 G6-3 1B			0-0 F6		0-3 K		4	0	1	0	0	1	1				
Chili Davis, S OBP: 0.349, SLG: 0.480 (1, 9)	0-3 K			0-0 G6-3 1-2r			0-0 1B		0-0 2-3 1B		4	0	2	0	0	1	1				
Jeffrey Leonard, R OBP: 0.365, SLG: 0.494 (1, 7)		0-3 K			0-3 K		0-3 K		0-3 K		4	0	0	0	0	4	3				
Al Oliver, L OBP: 0.338, SLG: 0.365 (1, 3)		0-0 F8			0-0 F5		0-3 K			0-0 4-3	4	0	0	0	0	1	0				
Bob Brently, R OBP: 0.379, SLG: 0.475 (1, 2)		0-3 K			0-3 K		4-0 1B BB			0-0 1B	3	0	1	0	1	2	0				
Joel Youngblood, R OBP: 0.345, SLG: 0.373 (1, 5)			0-0 F9			0-0 F8		0-0 1-3 1B		0-0 F8	4	0	1	0	0	0	1				
Johnnie LeMaster, R OBP: 0.247, SLG: 0.274 (8, PH) Scott Thompson, L OBP: 0.369, SLG: 0.340 (8, 6) Brad Wellman, R OBP: 0.279, SLG: 0.303 (10, PH) Dusty Baker Jr., R OBP: 0.364, SLG: 0.328 (10, 1)			0-3 K		0-3 K		0-3 K		0-0 F5		2	0	0	0	0	1	0				
											1	0	0	0	0	1	1				
											0	0	0	0	0	0	0				
											1	0	0	0	0	0	1				
Mike Krukow, R OBP: 0.155, SLG: 0.161 Gary Lavelle, S (10, 1)			0-0 F9			0-0 F3			0-0 F5		3	0	0	0	0	0	0				
											0	0	0	0	0	0	0				
Inning Stats	R: 0 E: 0 K: 2 S: 7	H: 0 LOB: 0 BB: 0 P: 7	R: 0 E: 0 K: 2 S: 7	H: 0 LOB: 0 BB: 0 P: 7	R: 0 E: 0 K: 1 S: 5	H: 0 LOB: 0 BB: 0 P: 5	R: 0 E: 0 K: 0 S: 3	H: 1 LOB: 0 BB: 0 P: 3	R: 0 E: 0 K: 2 S: 7	H: 0 LOB: 1 BB: 0 P: 6	R: 0 E: 0 K: 2 S: 8	H: 1 LOB: 1 BB: 0 P: 8	R: 0 E: 0 K: 2 S: 7	H: 1 LOB: 1 BB: 1 P: 11	R: 0 E: 0 K: 2 S: 9	H: 2 LOB: 2 BB: 0 P: 9	R: 0 E: 0 K: 0 S: 4	H: 1 LOB: 1 BB: 0 P: 4	1B: 6 2B: 0 3B: 0 HR: 0	SF: 0 SAC: 0 DP: 1 HBP: 0	WP: 0 PA: 35
PITCHER	IP 9.0	WLS W	BF 31	H 5	R 0	ER 0	SO 12	BB 1	IBB 0	HBP 0	BLK 1	WP 0	HR 0	S 54	P 58	ERA 0.00	WHIP 0.667				
Dwight Gooden, R ERA: 3.08 Jesse Orosco, L ERA: 2.01 (10, 1)	1.0	S	4	1	0	0	0	0	0	0	0	0	0	4	4	0.00	1.000				

New York Mets @ San Francisco Giants
Candlestick Park, San Francisco, CA
Fri Aug 17 1984, 10:05 PM EDT
Att: 7,241 - Unknown

AB	34
R	0
H	6
RBI	0
BB	1
SO	12
LOB	8



Batter	1	2	3	4	5	6	7	8	9	AB	R	H	RBI	BB	SO	LOB	TOP										
Wally Backman, S OBP: 0.358, SLG: 0.342 (1, 4)	F8	F8			F1		4-3		FC4-2 BB	4	0	0	0	1	0	2											
Danny Heep, L OBP: 0.319, SLG: 0.335 Jerry Martin, R OBP: 0.212, SLG: 0.286 (9, PH) (9, 9)	2B	1B	F7		F8			4-3 1B	FC4-2 BB	4	2	2	0	0	0	0											
Keith Hernandez, L OBP: 0.408, SLG: 0.426 (1, 3)	K				E5 1B			5-3	FC4-2	5	1	2	0	0	1	4											
Darryl Strawberry, L OBP: 0.342, SLG: 0.449 (1, 8)	1-H	2B	F9		CS 1B			4-3	F5	5	0	2	2	0	0	4											
George Foster, R OBP: 0.296, SLG: 0.428 (1, 7)	F8		F8		CS 1-2			1B 1B		4	1	1	1	0	1	2											
Hubie Brooks, R OBP: 0.348, SLG: 0.414 (1, 5)		5-3			F9			1B 1-2	1B	4	0	1	0	0	0	0											
Rafael Santana, R OBP: 0.330, SLG: 0.374 Rusty Staub, L OBP: 0.277, SLG: 0.276 Ron Gardenhire, R OBP: 0.282, SLG: 0.306 (8, PH) (8, PH) (8, PH)	1B	2B			K			1-2 2-H	1B	3	1	1	0	0	1	0											
Mike Fitzgerald, R OBP: 0.285, SLG: 0.305 (1, 2)	F9							F7	K	4	0	1	0	0	1	3											
Ron Darling, R OBP: 0.182, SLG: 0.189 Ron Hodges, L OBP: 0.233, SLG: 0.290 Kelvin Chapman, R OBP: 0.207, SLG: 0.293 Wes Gardner, R OBP: 0.290, SLG: 0.300 Ed Lynch, R OBP: 0.342, SLG: 0.380 Mookie Wilson, S OBP: 0.299, SLG: 0.373 Brent Gaff, R OBP: 0.299, SLG: 0.373 (1, 1) (7, PH) (7, PH) (7, 1) (7, 1) (9, PH) (9, 1)		2-H	1B		K			4-3 BB	F3	2	0	1	1	0	1	1											
Inning Stats	R: 1 E: 0 K: 1 S: 7	H: 2 LOB: 1 BB: 0 P: 7	R: 1 E: 0 K: 0 S: 5	H: 2 LOB: 1 BB: 0 P: 5	R: 0 E: 0 K: 0 S: 4	H: 1 LOB: 1 BB: 0 P: 4	R: 0 E: 0 K: 2 S: 8	H: 1 LOB: 1 BB: 0 P: 8	R: 1 E: 1 K: 0 S: 4	H: 2 LOB: 0 BB: 0 P: 4	R: 0 E: 0 K: 1 S: 5	H: 0 LOB: 0 BB: 0 P: 5	R: 0 E: 0 K: 0 S: 2	H: 0 LOB: 1 BB: 1 P: 6	R: 2 E: 0 K: 1 S: 9	H: 4 LOB: 2 BB: 0 P: 9	R: 0 E: 0 K: 0 S: 3	H: 0 LOB: 2 BB: 2 P: 11	1B: 9 2B: 4 3B: 0 HR: 0	SF: 0 SAC: 0 DP: 1 HBP: 0	WP: 1 PB: 0 SB: 1 CS: 1	PA: 41					
PITCHER	IP	WLS	BF	H	R	ER	SO	BB	IBB	HBP	BLK	WP	HR	S	P	ERA	WHIP										
Bill Laskey, R ERA: 4.15 (1, 1)	5.0		22	8	3	2	3	0	0	0	0	0	0	28	28	3.60	1.600										
Frank Williams, R ERA: 3.3 (6, 1)	1.1		5	0	0	0	1	1	0	0	0	0	0	6	10	0.00	0.750										
Bob Lacey, L ERA: 4.63 (7, 1)	0.2		1	0	0	0	0	0	0	0	0	0	0	1	1	0.00	0.000										
Greg Minton, R ERA: 3.47 (8, 1)	1.0	W	5	0	0	0	0	2	0	0	0	1	0	3	11	0.00	2.000										
Randy Lerch, L ERA: 4.3 (9, 1)																											

New York Mets @ San Francisco Giants
Candlestick Park, San Francisco, CA
Sat Aug 18 1984, 6:33 AM EDT
Att: 10,099 - Unknown

AB 37
R 5
H 12
RBI 5
BB 3
SO 5
LOB 16



Batter	1	2	3	4	5	6	7	8	9	AB	R	H	RBI	BB	SO	LOB	BOTTOM										
Dan Gladden, R OBP: 0.389, SLG: 0.461 (1, 8)	BB BB S 1B	B3			F7				SH3-4	4	2	2	1	0	0	1											
Manny Trillo, R OBP: 0.322, SLG: 0.354 (1, 4)	F8		F7		K			3-H 2B	SF7	4	1	1	2	0	1	2											
Chili Davis, S OBP: 0.348, SLG: 0.480 (1, 9)	F9		G3					2-H 1B		4	1	1	1	0	0	1											
Dusty Baker Jr., R OBP: 0.371, SLG: 0.339 Greg Minton, S OBP: 0.118, SLG: 0.063 Randy Lerch, L OBP: 0.500, SLG: 0.333 (1, 7) (8, 1) (9, 1)	BB BB BB	BB BB	6-3					2-H 1B	G6-3	3	0	2	1	1	0	0											
Scot Thompson, L OBP: 0.392, SLG: 0.336 (1, 3)	1-2 2-3 BB	BB	5-3					2-H 1-2	G6-3	2	0	0	0	2	0	1											
Bob Brenly, R OBP: 0.378, SLG: 0.471 (1, 2)	1-2 2-3 3-H BB	BB	F8		F6			F8		3	0	0	1	1	0	2											
Joel Youngblood, R OBP: 0.342, SLG: 0.389 (1, 5)	F4		K					5-3	F9	4	0	0	0	0	1	5											
Johnnie LeMaster, R OBP: 0.247, SLG: 0.277 (1, 6)		K			E4 S			4-3 1B	F6	4	1	1	0	0	1	0											
Bill Laskey, R OBP: 0.263, SLG: 0.258 Al Oliver, L OBP: 0.337, SLG: 0.304 Frank Williams, L OBP: 0.276, SLG: 0.133 Bob Lacey, L OBP: 0.290, SLG: 0.290 Gene Richards, L OBP: 0.299, SLG: 0.320 Jeffrey Leonard, R OBP: 0.306, SLG: 0.485 (1, 1) (5, PH) (8, 1) (7, 1) (7, PH) (8, 7)		K			K			4-3	WP SH3-4 SF7 1B	1	0	0	0	0	1	0											
Inning Stats	R: 1 E: 0 K: 0 S: 4	H: 1 LOB: 3 BB: 3 P: 16	R: 0 E: 0 K: 2 S: 7	H: 0 LOB: 0 BB: 0 P: 7	R: 0 E: 0 K: 0 S: 3	H: 0 LOB: 0 BB: 0 P: 3	R: 0 E: 0 K: 1 S: 5	H: 0 LOB: 0 BB: 0 P: 5	R: 0 E: 0 K: 2 S: 8	H: 1 LOB: 2 BB: 1 P: 8	R: 4 E: 0 K: 0 S: 7	H: 5 LOB: 0 BB: 0 P: 7	R: 0 E: 0 K: 0 S: 3	H: 0 LOB: 0 BB: 0 P: 3	R: 1 E: 0 K: 0 S: 3	H: 1 LOB: 0 BB: 0 P: 3	1B: 4 2B: 4 3B: 0 HR: 0	SF: 1 SAC: 1 DP: 1 HBP: 0	WP: 1 PB: 0 SB: 2 CS: 0	PA: 38							
PITCHER	IP	WLS	BF	H	R	ER	SO	BB	IBB	HBP	BLK	WP	HR	S	P	ERA	WHIP										
Ron Darling, R ERA: 3.68 (1, 1)	6.0		25	2	1	1	5	4	0	0	0	0	0	31	47	1.50	1.000										
Wes Gardner, R ERA: 6.55 (7, 1)	0.1		5	4	4	4	0	0	0	0	0	0	0	5	5	108.00	12.000										
Ed Lynch, R ERA: 3.91 (7, 1)	1.2		5	1	0	0	0	0	0	0	0	0	0	5	5	0.00	0.600										
Brent Gaff, R ERA: 3.59 (9, 1)	0.2	L	3	1	1	1	0	0	0	0	0	1	0	3	3	13.50	1.500										

New York Mets @ San Francisco Giants
Candlestick Park, San Francisco, CA
Sat Aug 18 1984, 6:33 AM EDT
Att: 10,099 - Unknown

AB 32
R 6
H 8
RBI 6
BB 4
SO 5
LOB 14



Batter	1	2	3	4	5	6	7	8	9	AB	R	H	RBI	BB	SO	LOB	TOP					
Jerry Martin, R OBP: 0.211, SLG: 0.324 (1, 9)										5	1	1	2	0	1	1	New York Mets @ San Francisco Giants Candlestick Park, San Francisco, CA Sun Aug 19 1984, 6:38 AM EDT Att: 15,097 - Unknown AB 34 R 4 H 9 RBI 4 BB 3 SO 9 LOB 10					
Kelvin Chapman, R OBP: 0.390, SLG: 0.393 (1, 4)										4	1	1	0	0	1	0						
Keith Hernandez, L OBP: 0.408, SLG: 0.428 (1, 3)										3	0	1	0	1	1	0						
George Foster, R OBP: 0.294, SLG: 0.430 (1, 7)										4	1	1	1	0	1	3						
Darryl Strawberry, L OBP: 0.342, SLG: 0.446 (1, 8)										3	0	0	0	1	2	1						
Hubie Brooks, R OBP: 0.352, SLG: 0.417 (1, 5)										3	0	0	1	1	0	0						
Ron Gardenhire, R OBP: 0.282, SLG: 0.307 Rafael Santana, R OBP: 0.325, SLG: 0.375 (7, 6)										3	0	1	0	0	1	0						
Mike Fitzgerald, R OBP: 0.283, SLG: 0.302 (1, 2)										4	0	1	0	0	2	1						
Bruce Berenyi, R OBP: 0.163, SLG: 0.190 Jesse Orosco, R OBP: 0.571, SLG: 0.250 (9, 1)										4	1	3	0	0	0	1						
										0	0	0	0	0	0	0						
Inning Stats	R: 0 E: 0 K: 2 S: 7	H: 0 LOB: 0 BB: 0 P: 7	R: 0 E: 0 K: 2 S: 7	H: 0 LOB: 0 BB: 0 P: 7	R: 0 E: 0 K: 2 S: 8	H: 1 LOB: 1 BB: 0 P: 8	R: 1 E: 0 K: 1 S: 6	H: 1 LOB: 0 BB: 0 P: 6	R: 0 E: 0 K: 1 S: 5	H: 0 LOB: 0 BB: 0 P: 5	R: 2 E: 0 K: 0 S: 6	H: 3 LOB: 1 BB: 0 P: 6	R: 0 E: 0 K: 0 S: 4	H: 2 LOB: 2 BB: 0 P: 4	R: 1 E: 0 K: 0 S: 6	H: 1 LOB: 3 BB: 3 P: 18	R: 0 E: 0 K: 0 S: 3	H: 1 LOB: 0 BB: 0 P: 3	1B: 5 2B: 2 3B: 0 HR: 2	SF: 0 SAC: 0 DP: 1 HBP: 0	WP: 1 PB: 0 SB: 0 CS: 0	PA: 37
PITCHER	IP WLS BF H R ER SO BB IBB HBP BLK WP HR S P ERA WHIP																					
Mark Davis, L ERA: 5.41 (1, 1)	5.1 L 21 5 3 3 8 0 0 0 0 0 2 37 37 5.06 0.938																					
Bob Lacey, L ERA: 4.44 (6, 1)	0.2 2 0 0 0 0 0 0 0 0 0 1 0 2 2 0.00 0.000																					
Greg Minton, R ERA: 3.49 (7, 1)	2.0 11 3 1 1 1 1 2 0 0 0 0 0 10 22 4.50 2.000																					
Randy Lerch, L ERA: 4.21 (9, 1)	1.0 3 1 0 0 0 0 0 0 0 0 0 0 3 3 0.00 1.000																					

Batter	1	2	3	4	5	6	7	8	9	AB	R	H	RBI	BB	SO	LOB	BOTTOM					
Dan Gladden, R OBP: 0.394, SLG: 0.465 (1, 8)										4	1	1	0	0	1	1	New York Mets @ San Francisco Giants Candlestick Park, San Francisco, CA Sun Aug 19 1984, 6:38 AM EDT Att: 15,097 - Unknown AB 32 R 2 H 7 RBI 2 BB 1 SO 8 LOB 11					
Brad Wellman, R OBP: 0.285, SLG: 0.325 (1, 4)										4	1	2	1	0	0	0						
Chili Davis, S OBP: 0.344, SLG: 0.481 (1, 9)										4	0	0	0	0	1	2						
Dusty Baker Jr., R OBP: 0.373, SLG: 0.339 Greg Minton, S OBP: 0.119, SLG: 0.063 Gene Richards, L OBP: 0.348, SLG: 0.288 Randy Lerch, L OBP: 0.500, SLG: 0.333 (8, PH)										2	0	1	0	1	1	0						
Scot Thompson, L OBP: 0.391, SLG: 0.336 John Rabb, R OBP: 0.291, SLG: 0.360 (9, PH)										3	0	1	1	0	1	1						
Bob Brenly, R OBP: 0.375, SLG: 0.468 (1, 2)										4	0	0	0	0	1	3						
Joel Youngblood, R OBP: 0.340, SLG: 0.369 (1, 5)										4	0	0	0	0	1	3						
Johnnie LeMaster, R OBP: 0.251, SLG: 0.281 (1, 6)										3	0	2	0	0	1	0						
Mark Davis, L OBP: 0.186, SLG: 0.244 Bob Lacey, R OBP: 0.200, SLG: 0.200 Jeffrey Leonard, R OBP: 0.367, SLG: 0.492 (7, 7)										1	0	0	0	0	0	0						
										1	0	0	0	0	0	1						
Inning Stats	R: 0 E: 0 K: 2 S: 7	H: 0 LOB: 0 BB: 0 P: 7	R: 0 E: 0 K: 1 S: 5	H: 0 LOB: 1 BB: 1 P: 9	R: 0 E: 0 K: 1 S: 5	H: 0 LOB: 0 BB: 0 P: 5	R: 1 E: 0 K: 2 S: 10	H: 3 LOB: 2 BB: 0 P: 10	R: 1 E: 0 K: 0 S: 5	H: 3 LOB: 1 BB: 0 P: 5	R: 0 E: 0 K: 1 S: 5	H: 0 LOB: 0 BB: 0 P: 5	R: 0 E: 0 K: 0 S: 4	H: 1 LOB: 1 BB: 0 P: 4	R: 0 E: 0 K: 0 S: 3	H: 0 LOB: 0 BB: 0 P: 3	R: 0 E: 0 K: 1 S: 5	H: 0 LOB: 0 BB: 0 P: 5	1B: 7 2B: 0 3B: 0 HR: 0	SF: 0 SAC: 1 DP: 0 HBP: 0	WP: 0 PB: 0 SB: 1 CS: 0	PA: 34
PITCHER	IP WLS BF H R ER SO BB IBB HBP BLK WP HR S P ERA WHIP																					
Bruce Berenyi, R ERA: 4.92 (1, 1)	8.0 W 31 7 2 2 7 1 0 0 0 0 0 0 44 48 2.25 1.000																					
Jesse Orosco, L ERA: 2.24 (9, 1)	1.0 S 3 0 0 0 1 0 0 0 0 0 0 0 5 5 0.00 0.000																					

Batter	1	2	3	4	5	6	7	8	9	AB	R	H	RBI	BB	SO	LOB	TOP			
Wally Backman, S OBP: 0.353, SLG: 0.336	F7		F8		F8			4-3		4	0	1	0	0	0	0				
Mookie Wilson, S OBP: 0.300, SLG: 0.383	5-3		F5			K		F8		4	0	1	0	0	1	1				
Keith Hernandez, L OBP: 0.407, SLG: 0.425	5-3			G3		BB		F3		3	0	0	0	1	0	1				
Darryl Strawberry, L OBP: 0.345, SLG: 0.445	F9			1B	FC5-4	BB				1	1	0	0	3	0	1				
George Foster, R OBP: 0.295, SLG: 0.431		G6-4-3			FC5-4	BB		G6-4-3		4	0	2	0	0	1	3				
Hubie Brooks, R OBP: 0.348, SLG: 0.413	G6-4-3				FC5-4	BB				4	0	0	1	0	1	4				
Rafael Santana, R OBP: 0.325, SLG: 0.374	K2-3				F4					3	0	1	0	0	1	1				
Ron Hodges, L OBP: 0.346, SLG: 0.247			4-3		F4			G3-6		3	0	0	0	0	0	1				
Sid Fernandez, L OBP: 0.105, SLG: 0.105										2	0	0	0	0	0	0				
Danny Heep, L OBP: 0.314, SLG: 0.329			1-3		F7					1	0	0	0	0	0	0				
Wes Gardner, R OBP: 0.314, SLG: 0.329								F9		0	0	0	0	0	0	0				
Inning Stats	R: 0 E: 0 K: 0 S: 4	H: 1 LOB: 1 BB: 0 P: 4	R: 0 E: 0 K: 1 S: 5	H: 1 LOB: 0 BB: 0 P: 5	R: 0 E: 0 K: 0 S: 4	H: 1 LOB: 1 BB: 0 P: 4	R: 1 E: 0 K: 0 S: 4	H: 1 LOB: 1 BB: 1 P: 8	R: 0 E: 0 K: 2 S: 7	H: 0 LOB: 2 BB: 2 P: 15	R: 0 E: 0 K: 0 S: 3	H: 1 LOB: 0 BB: 0 P: 3	R: 0 E: 0 K: 0 S: 3	H: 0 LOB: 0 BB: 0 P: 3	R: 0 E: 0 K: 1 S: 4	H: 0 LOB: 0 BB: 1 P: 8	1B: 5 2B: 0 3B: 0 HR: 0	SF: 0 SAC: 0 DP: 3 HBP: 0	WP: 0 PB: 0 CS: 0	PA: 33
PITCHER	IP WLS BF H R ER SO BB IBB HBP BLK WP HR S P ERA WHIP																			
Eric Show, R ERA: 3.34	(1, 1) 8.0 W 31 5 1 1 3 4 0 0 0 0 0 0 0 33 49 1.12 1.125																			
Rich Gossage, R ERA: 2.92	(9, 1) 1.0 S 2 0 0 0 1 0 0 0 0 0 0 0 4 4 0.00 0.000																			

New York Mets @ San Diego Padres
Jack Murphy Stadium, San Diego, CA
Mon Aug 20 1984, 10:05 PM EDT
Att: 50,869 - Unknown

AB 29
R 1
H 5
RBI 1
BB 4
SO 4
LOB 12



Batter	1	2	3	4	5	6	7	8	9	AB	R	H	RBI	BB	SO	LOB	BOTTOM			
Alan Wiggins, S OBP: 0.344, SLG: 0.322	PB		F4				4-3			4	2	2	1	0	0	1				
Tony Gwynn, L OBP: 0.418, SLG: 0.468	6-3						4-3			4	0	1	1	0	0	0				
Steve Garvey, R OBP: 0.299, SLG: 0.381	F9									4	0	0	0	0	2	2				
Kevin McReynolds, R OBP: 0.315, SLG: 0.492	6-3									4	1	1	0	0	0	0				
Carmelo Martinez, R OBP: 0.336, SLG: 0.400		F4								2	0	0	1	1	0	0				
Luis Salazar, R OBP: 0.255, SLG: 0.307		F8								4	0	0	0	0	0	1				
Terry Kennedy, L OBP: 0.284, SLG: 0.333		F9								3	0	1	0	0	0	0				
Mario Ramirez, R OBP: 0.278, SLG: 0.387										1	0	0	0	2	1	1				
Eric Show, R OBP: 0.218, SLG: 0.333										3	0	0	0	0	2	3				
Rich Gossage, R OBP: 0.211, SLG: 0.167										0	0	0	0	0	0	0				
Inning Stats	R: 1 E: 0 K: 0 S: 4	H: 1 LOB: 0 BB: 0 P: 4	R: 0 E: 0 K: 0 S: 3	H: 0 LOB: 0 BB: 0 P: 3	R: 0 E: 0 K: 1 S: 6	H: 1 LOB: 1 BB: 1 P: 10	R: 1 E: 1 K: 1 S: 7	H: 1 LOB: 2 BB: 1 P: 11	R: 1 E: 0 K: 0 S: 4	H: 1 LOB: 0 BB: 0 P: 4	R: 0 E: 0 K: 1 S: 6	H: 1 LOB: 1 BB: 0 P: 6	R: 0 E: 0 K: 1 S: 5	H: 0 LOB: 0 BB: 0 P: 5	R: 0 E: 0 K: 1 S: 5	H: 0 LOB: 1 BB: 1 P: 9	1B: 3 2B: 0 3B: 1 HR: 1	SF: 1 SAC: 0 DP: 0 HBP: 0	WP: 0 PB: 1 CS: 0	PA: 33
PITCHER	IP WLS BF H R ER SO BB IBB HBP BLK WP HR S P ERA WHIP																			
Sid Fernandez, L ERA: 2.29	(1, 1) 6.0 L 26 5 3 2 3 2 0 0 0 0 0 0 1 30 38 3.00 1.167																			
Wes Gardner, R ERA: 5.54	(7, 1) 2.0 7 0 0 0 2 1 0 0 0 0 0 0 10 14 0.00 0.500																			

New York Mets @ San Diego Padres
Jack Murphy Stadium, San Diego, CA
Mon Aug 20 1984, 10:05 PM EDT
Att: 50,869 - Unknown


AB 29
R 3
H 5
RBI 3
BB 3
SO 5
LOB 8



Batter	1	2	3	4	5	6	7	8	9	AB	R	H	RBI	BB	SO	LOB	TOP										
Mookie Wilson, S OBP: 0.301, SLG: 0.382 (1, 8)	5-3		BB				F7		K					1-2 2-H	1B	4	0	1	1	1	1	0					
Kelvin Chapman, R OBP: 0.386, SLG: 0.388 Rusty Staub, L OBP: 0.269, SLG: 0.267 (9, PH)	1B		F9				F3		3-1								4	0	1	0	0	0	1				
Darryl Strawberry, L OBP: 0.343, SLG: 0.443 (1, 9)	K		K				1B		F8								4	1	1	0	0	2	2				
George Foster, R OBP: 0.297, SLG: 0.431 (1, 7)	F6						BB		F9								4	1	2	0	0	0	1				
Hubie Brooks, R OBP: 0.348, SLG: 0.414 (1, 5)		4-3					F9		4-3								4	0	1	2	0	0	1				
Jerry Martin, R OBP: 0.213, SLG: 0.310 (1, 3)	K						G6-4-3 BB		6-3								3	0	0	0	1	1	1				
Rafael Santana, R OBP: 0.331, SLG: 0.387 (1, 6)	1B						G6-4-3		1B								4	1	2	0	0	1	3				
Mike Fitzgerald, R OBP: 0.282, SLG: 0.301 (1, 2)	F9						1-2		1B								4	1	1	1	0	0	1				
Ed Lynch, R OBP: 0.222, SLG: 0.259 Tom Gorman, L (6, 1)							5-3		4-3								2	0	0	0	0	1	0				
Junior Ortiz, R OBP: 0.242, SLG: 0.238 Brent Gaff, R (7, 1)							K		1B								0	0	0	0	0	0	0				
Wally Backman, S OBP: 0.354, SLG: 0.338 (9, PH)									1B								1	0	1	0	0	0	0				
Inning Stats	R: 0 E: 0 K: 1 S: 6	H: 1 LOB: 1 BB: 0 P: 6	R: 0 E: 0 K: 1 S: 6	H: 1 LOB: 1 BB: 0 P: 6	R: 0 E: 0 K: 1 S: 5	H: 0 LOB: 1 BB: 1 P: 9	R: 0 E: 0 K: 0 S: 3	H: 1 LOB: 1 BB: 1 P: 7	R: 0 E: 0 K: 1 S: 5	H: 0 LOB: 0 BB: 0 P: 5	R: 2 E: 0 K: 1 S: 8	H: 3 LOB: 1 BB: 0 P: 8	R: 0 E: 0 K: 1 S: 5	H: 0 LOB: 0 BB: 0 P: 5	R: 0 E: 0 K: 0 S: 3	H: 0 LOB: 0 BB: 0 P: 3	R: 2 E: 0 K: 0 S: 7	H: 4 LOB: 2 BB: 0 P: 7	1B: 8 2B: 2 3B: 0 HR: 0	SF: 0 SAC: 0 DP: 1 HBP: 0	WP: 0 PB: 0 SB: 1 CS: 0	PA: 38					
PITCHER	IP	WLS	BF	H	R	ER	SO	BB	IBB	HBP	BLK	WP	HR	S	P	ERA	WHIP										
Tim Lollar, L ERA: 3.62 Craig Lefferts, L ERA: 1.85 Rich Gossage, R ERA: 2.9	5.1	W	23	6	2	2	4	2	0	0	0	0	0	29	37	3.38	1.500										
Batter	1	2	3	4	5	6	7	8	9	AB	R	H	RBI	BB	SO	LOB	BOTTOM										
Alan Wiggins, S OBP: 0.346, SLG: 0.326 (1, 4)	5-3						K			3	2	1	0	2	1	0											
Tony Gwynn, L OBP: 0.420, SLG: 0.469 (1, 9)	6-3						1B			5	1	3	2	0	0	0											
Steve Garvey, R OBP: 0.302, SLG: 0.382 (1, 3)	F6						K			4	0	2	1	1	1	2											
Graig Nettles, L OBP: 0.335, SLG: 0.427 (1, 5)										5	2	3	2	0	1	3											
Kevin McReynolds, R OBP: 0.319, SLG: 0.494 (1, 8)										3	0	2	0	1	0	0											
Bobby Brown, S OBP: 0.295, SLG: 0.388 Luis Salazar, R OBP: 0.252, SLG: 0.303 (6, PH)										2	0	1	0	0	0	1											
Terry Kennedy, L OBP: 0.281, SLG: 0.330 (1, 2)										4	0	0	0	0	1	2											
Tim Flannery, L OBP: 0.367, SLG: 0.444 Mario Ramirez, R OBP: 0.316, SLG: 0.406 (6, PH)										1	1	1	1	0	0	0											
Tim Lollar, L OBP: 0.281, SLG: 0.368 Craig Lefferts, L OBP: 0.287, SLG: 0.333 Rich Gossage, R OBP: 0.211, SLG: 0.167 (6, 1)										2	0	1	0	0	0	1											
Inning Stats	R: 0 E: 0 K: 0 S: 3	H: 0 LOB: 0 BB: 0 P: 3	R: 1 E: 0 K: 0 S: 4	H: 2 LOB: 0 BB: 0 P: 4	R: 2 E: 0 K: 0 S: 5	H: 2 LOB: 1 BB: 1 P: 9	R: 0 E: 0 K: 0 S: 3	H: 1 LOB: 0 BB: 0 P: 3	R: 0 E: 0 K: 1 S: 5	H: 1 LOB: 2 BB: 1 P: 10	R: 1 E: 0 K: 1 S: 7	H: 3 LOB: 2 BB: 1 P: 11	R: 1 E: 0 K: 1 S: 7	H: 3 LOB: 2 BB: 1 P: 11	R: 2 E: 0 K: 1 S: 8	H: 3 LOB: 2 BB: 1 P: 12	1B: 10 2B: 2 3B: 1 HR: 2	SF: 0 SAC: 0 DP: 3 HBP: 1	WP: 1 PB: 0 SB: 0 CS: 1	PA: 40							
PITCHER	IP	WLS	BF	H	R	ER	SO	BB	IBB	HBP	BLK	WP	HR	S	P	ERA	WHIP										
Ed Lynch, R ERA: 4.07 Tom Gorman, L ERA: 3.31 Brent Gaff, R ERA: 3.81	5.0	L	23	8	4	4	1	0	1	0	0	1	0	5	9	0.00	1.000										
Batter	1	2	3	4	5	6	7	8	9	AB	R	H	RBI	BB	SO	LOB	TOP										
Mookie Wilson, S OBP: 0.301, SLG: 0.382 (1, 8)	5-3						K			4	0	1	1	1	1	0											
Kelvin Chapman, R OBP: 0.386, SLG: 0.388 Rusty Staub, L OBP: 0.269, SLG: 0.267 (9, PH)	1B						F3		3-1	4	0	1	0	0	0	1											
Darryl Strawberry, L OBP: 0.343, SLG: 0.443 (1, 9)	K						1B		F8	4	1	1	0	0	2	2											
George Foster, R OBP: 0.297, SLG: 0.431 (1, 7)	F6						BB		F9	4	1	2	0	0	0	1											
Hubie Brooks, R OBP: 0.348, SLG: 0.414 (1, 5)		4-3					F9		4-3	4	0	1	2	0	0	1											
Jerry Martin, R OBP: 0.213, SLG: 0.310 (1, 3)	K						G6-4-3 BB		6-3	3	0	0	0	1	1	1											
Rafael Santana, R OBP: 0.331, SLG: 0.387 (1, 6)	1B						G6-4-3		1B	4	1	2	0	0	1	3											
Mike Fitzgerald, R OBP: 0.282, SLG: 0.301 (1, 2)	F9						1-2		1B	4	1	1	1	0	0	1											
Ed Lynch, R OBP: 0.222, SLG: 0.259 Tom Gorman, L (6, 1)							5-3		4-3	2	0	0	0	0	1	0											
Junior Ortiz, R OBP: 0.242, SLG: 0.238 Brent Gaff, R (7, 1)							K		1B	0	0	0	0	0	0	0											
Wally Backman, S OBP: 0.354, SLG: 0.338 (9, PH)									1B	1	0	1	0	0	0	0											
Inning Stats	R: 0 E: 0 K: 1 S: 6	H: 1 LOB: 1 BB: 0 P: 6	R: 0 E: 0 K: 1 S: 6	H: 1 LOB: 1 BB: 0 P: 6	R: 0 E: 0 K: 1 S: 5	H: 0 LOB: 1 BB: 1 P: 9	R: 0 E: 0 K: 0 S: 3	H: 1 LOB: 1 BB: 1 P: 7	R: 0 E: 0 K: 1 S: 5	H: 0 LOB: 0 BB: 0 P: 5	R: 2 E: 0 K: 1 S: 8	H: 3 LOB: 1 BB: 0 P: 8	R: 0 E: 0 K: 1 S: 5	H: 0 LOB: 0 BB: 0 P: 5	R: 0 E: 0 K: 0 S: 3	H: 0 LOB: 0 BB: 0 P: 3	R: 2 E: 0 K: 0 S: 7	H: 4 LOB: 2 BB: 0 P: 7	1B: 8 2B: 2 3B: 0 HR: 0	SF: 0 SAC: 0 DP: 1 HBP: 0	WP: 0 PB: 0 SB: 1 CS: 0	PA: 38					
PITCHER	IP	WLS	BF	H	R	ER	SO	BB	IBB	HBP	BLK	WP	HR	S	P	ERA	WHIP										
Ed Lynch, R ERA: 4.07 Tom Gorman, L ERA: 3.31 Brent Gaff, R ERA: 3.81	5.1	L	23	6	2	2	4	2	0	0	0	0	0	29	37	3.38	1.500										
Batter	1	2	3	4	5	6	7	8	9	AB	R	H	RBI	BB	SO	LOB	BOTTOM										
Alan Wiggins, S OBP: 0.346, SLG: 0.326 (1, 4)	5-3						K			3	2	1	0	2	1	0											
Tony Gwynn, L OBP: 0.420, SLG: 0.469 (1, 9)	6-3						1B			5	1	3	2	0	0	0											
Steve Garvey, R OBP: 0.302, SLG: 0.382 (1, 3)	F6						K			4	0	2	1	1	1	2											
Graig Nettles, L OBP: 0.335, SLG: 0.427 (1, 5)										5	2	3	2	0	1	3											
Kevin McReynolds, R OBP: 0.319, SLG: 0.494 (1, 8)										3	0	2	0	1	0	0											
Bobby Brown, S OBP: 0.295, SLG: 0.388 Luis Salazar, R OBP: 0.252, SLG: 0.303 (6, PH)										2	0	1	0	0	0	1											
Terry Kennedy, L OBP: 0.281, SLG: 0.330 (1, 2)										4	0	0	0	0	1	2											
Tim Flannery, L OBP: 0.367, SLG: 0.444 Mario Ramirez, R OBP: 0.316, SLG: 0.406 (6, PH)										1	1	1	1	0	0	0											
Tim Lollar, L OBP: 0.281, SLG: 0.368 Craig Lefferts, L OBP: 0.287, SLG: 0.333 Rich Gossage, R OBP: 0.211, SLG: 0.167 (6, 1)										2	0	1	0	0	0	1											
Inning Stats	R: 0 E: 0 K: 0 S: 3	H: 0 LOB: 0 BB: 0 P: 3	R: 1 E: 0 K: 0 S: 4	H: 2 LOB: 0 BB: 0 P: 4	R: 2 E: 0 K: 0 S: 5	H: 2 LOB: 1 BB: 1 P: 9	R: 0 E: 0 K: 0 S: 3	H: 1 LOB: 0 BB: 0 P: 3	R: 0 E: 0 K: 1 S: 5	H: 1 LOB: 2 BB: 1 P: 10	R: 1 E: 0 K: 1 S: 7	H: 3 LOB: 2 BB: 1 P: 11	R: 1 E: 0 K: 1 S: 7	H: 3 LOB: 2 BB: 1 P: 11	R: 2 E: 0 K: 1 S: 8	H: 3 LOB: 2 BB: 1 P: 12	1B: 10 2B: 2 3B: 1 HR: 2	SF: 0 SAC: 0 DP: 3 HBP: 1	WP: 1 PB: 0 SB: 0 CS: 1	PA: 40							
PITCHER	IP	WLS	BF	H	R	ER	SO	BB	IBB	HBP	BLK	WP	HR	S	P	ERA	WHIP										
Ed Lynch, R ERA: 4.07 Tom Gorman, L ERA: 3.31 Brent Gaff, R ERA: 3.81	5.0	L	23	8	4	4	1	0	1	0	0	1	0	5	9	0.00	1.000										


New York Mets @ San Diego Padres
Jack Murphy Stadium, San Diego, CA
Tue Aug 21 1984, 10:05 PM EDT
Att: 20,998 - Unknown

AB 36
R 4
H 10
RBI 4
BB 2
SO 6
LOB 12



New York Mets @ San Diego Padres
Jack Murphy Stadium, San Diego, CA
Tue Aug 21 1984, 10:05 PM EDT
Att: 20,998 - Unknown

AB 34
R 7
H 15
RBI 6
BB 5
SO 4
LOB 14



Batter	1	2	3	4	5	6	7	8	9	AB R H RBI BB SO LOB	TOP											
Wally Backman, S (1,4) OBP: 0.358, SLG: 0.345										4 0 3 0 0 0 0	<p>New York Mets @ San Diego Padres Jack Murphy Stadium, San Diego, CA Wed Aug 22 1984, 10:05 PM EDT Att: 25,250 - Unknown</p> <p>AB 34 R 5 H 8 RBI 4 BB 3 SO 4 LOB 17</p>											
Mookie Wilson, S (1,8) OBP: 0.298, SLG: 0.378									5 0 0 0 0 1 4													
Keith Hernandez, L (1,3) OBP: 0.405, SLG: 0.423									4 1 1 1 0 0 2													
Darryl Strawberry, L (1,9) OBP: 0.345, SLG: 0.443									4 1 1 0 1 2 3													
George Foster, R (1,7) OBP: 0.299, SLG: 0.433									3 1 1 2 1 0 0													
Hubie Brooks, R (1,5) OBP: 0.347, SLG: 0.412									4 0 1 0 0 0 4													
Rafael Santana, R (1,6) OBP: 0.328, SLG: 0.382									4 0 1 1 0 1 1													
Mike Fitzgerald, R (1,2) OBP: 0.282, SLG: 0.297									3 0 0 0 1 0 2													
Dwight Gooden, R (1,1) OBP: 0.164, SLG: 0.154									3 2 0 0 0 0 1													
Inning Stats	R: 0 E: 0 K: 1 S: 6	H: 1 LOB: 3 BB: 2 P: 14	R: 0 E: 1 K: 0 S: 4	H: 1 LOB: 2 BB: 0 P: 4	R: 0 E: 0 K: 1 S: 5	H: 0 LOB: 0 BB: 0 P: 5	R: 0 E: 0 K: 0 S: 3	H: 1 LOB: 0 BB: 0 P: 3	R: 0 E: 0 K: 0 S: 3	H: 0 LOB: 0 BB: 0 P: 3	R: 3 E: 0 K: 0 S: 7	H: 4 LOB: 1 BB: 0 P: 7	R: 1 E: 2 K: 0 S: 5	H: 0 LOB: 1 BB: 0 P: 5	R: 0 E: 0 K: 1 S: 5	H: 0 LOB: 0 BB: 0 P: 5	R: 1 E: 1 K: 1 S: 7	H: 1 LOB: 2 BB: 1 P: 11	1B: 5 2B: 3 3B: 0 HR: 0	SF: 1 SAC: 2 DP: 1 HBP: 0	WP: 0 PB: 0 SB: 0 CS: 0	PA: 40
PITCHER	IP WLS BF H R ER SO BB IBB HBP BLK WP HR S P ERA WHIP											IP WLS BF H R ER SO BB IBB HBP BLK WP HR S P ERA WHIP										
Andy Hawkins, R (1,1) ERA: 4.18	6.0 L 26 7 3 3 2 2 0 0 0 0 0 0 28 36 4.50 1.500																					
Greg Booker, R (7,1) ERA: 2.57	2.0 8 0 1 0 1 0 0 0 0 0 0 0 10 10 0.00 0.000																					
Greg Harris, R (9,1) ERA: 2.61	1.0 6 1 1 0 1 1 0 0 0 0 0 0 7 11 0.00 2.000																					

Batter	1	2	3	4	5	6	7	8	9	AB R H RBI BB SO LOB	BOTTOM									
Alan Wiggins, S (1,4) OBP: 0.344, SLG: 0.323										4 0 0 0 0 1 0	<p>New York Mets @ San Diego Padres Jack Murphy Stadium, San Diego, CA Wed Aug 22 1984, 10:05 PM EDT Att: 25,250 - Unknown</p> <p>AB 30 R 2 H 3 RBI 2 BB 0 SO 9 LOB 2</p>									
Tony Gwynn, L (1,9) OBP: 0.417, SLG: 0.465										4 0 0 0 0 0 0										
Steve Garvey, R (1,3) OBP: 0.301, SLG: 0.383										4 1 1 0 0 0 0										
Graig Nettles, L (1,5) OBP: 0.335, SLG: 0.435										3 1 1 2 0 1 0										
Kevin McReynolds, R (1,8) OBP: 0.317, SLG: 0.490										3 0 0 0 0 2 0										
Bobby Brown, S (1,7) OBP: 0.288, SLG: 0.379										3 0 0 0 0 1 0										
Terry Kennedy, L (1,2) OBP: 0.282, SLG: 0.330										3 0 1 0 0 2 0										
Garry Templeton, S (1,6) OBP: 0.320, SLG: 0.340										3 0 0 0 0 1 1										
Andy Hawkins, R (1,1) OBP: 0.243, SLG: 0.222										1 0 0 0 0 0 0										
Tim Flannery, L (6,PH) OBP: 0.363, SLG: 0.439										1 0 0 0 0 0 0										
Greg Booker, R (7,1) OBP: 0.349, SLG: 0.333										0 0 0 0 0 0 0										
Kurt Bevacqua, R (8,PH) OBP: 0.349, SLG: 0.333										1 0 0 0 0 1 1										
Greg Harris, S (9,1) OBP: 0.349, SLG: 0.333										0 0 0 0 0 0 0										
Inning Stats	R: 0 E: 0 K: 0 S: 3	H: 0 LOB: 0 BB: 0 P: 3	R: 0 E: 0 K: 1 S: 5	H: 0 LOB: 0 BB: 0 P: 5	R: 0 E: 0 K: 1 S: 5	H: 0 LOB: 0 BB: 0 P: 5	R: 2 E: 0 K: 1 S: 7	H: 2 LOB: 0 BB: 0 P: 7	R: 0 E: 0 K: 1 S: 5	H: 0 LOB: 0 BB: 0 P: 5	R: 0 E: 0 K: 0 S: 3	H: 0 LOB: 0 BB: 0 P: 3	R: 0 E: 0 K: 3 S: 10	H: 1 LOB: 1 BB: 0 P: 10	R: 0 E: 0 K: 1 S: 5	H: 0 LOB: 0 BB: 0 P: 5	1B: 1 2B: 1 3B: 0 HR: 1	SF: 0 SAC: 0 DP: 0 HBP: 0	WP: 0 PB: 0 SB: 0 CS: 0	PA: 30
PITCHER	IP WLS BF H R ER SO BB IBB HBP BLK WP HR S P ERA WHIP											IP WLS BF H R ER SO BB IBB HBP BLK WP HR S P ERA WHIP								
Dwight Gooden, R (1,1) ERA: 3.02	9.0 W 30 3 2 2 9 0 0 0 0 0 0 1 48 48 2.00 0.333																			

Batter	1	2	3	4	5	6	7	8	9	AB	R	H	RBI	BB	SO	LOB	TOP										
Dan Gladden, R OBP: 0.396, SLG: 0.455 (1, 8)	F8			CS 1B		F7	FC6-4		1-3	5	0	1	0	0	0	2											
Manny Trillo, R OBP: 0.315, SLG: 0.355 (1, 4)	F9			5-3		1B	CS		P4	5	2	2	0	0	0	2											
Chili Davis, S OBP: 0.343, SLG: 0.475 (1, 9)	K			F7		2B			HR	3	2	1	0	1	1	0											
Jeffrey Leonard, R OBP: 0.368, SLG: 0.505 (1, 7)		6-3			E5	HR			P6	4	1	1	2	0	0	2											
Bob Brently, R OBP: 0.378, SLG: 0.496 (1, 2)		K			1B	HR			HR	4	2	3	5	0	1	0											
Scott Thompson, L OBP: 0.386, SLG: 0.340 (1, 3)		4-3			K	HR			P6	4	0	1	0	0	1	2											
Joel Youngblood, R OBP: 0.337, SLG: 0.371 Fran Mullins, R OBP: 0.288, SLG: 0.325 (1, 5) (8, 5)			6-3		E5	G5-4-3			K	4	0	0	0	0	1	3											
Johnnie LeMaster, R OBP: 0.253, SLG: 0.280 (1, 6)			P6		F9				1B	4	0	1	0	0	0	3											
Jeff Robinson, R OBP: 0.136, SLG: 0.096 Dwain Gooden, L OBP: 0.276, SLG: 0.185 Mark Davis, L OBP: 0.188, SLG: 0.244 Gene Richards, R OBP: 0.162, SLG: 0.266 Frank Williams, R OBP: 0.162, SLG: 0.188 Gary Lavelle, S OBP: 0.115, SLG: 0.063 (1, 1) (5, PH) (5, 1) (7, PH) (7, 1) (8, 1) (9, 1)			3-1		K				K	1	0	0	0	0	0	0											
Inning Stats	R: 0 E: 0 K: 1 S: 5	H: 0 LOB: 0 BB: 0 P: 5	R: 0 E: 0 K: 1 S: 5	H: 0 LOB: 0 BB: 0 P: 5	R: 0 E: 0 K: 0 S: 3	H: 0 LOB: 0 BB: 0 P: 3	R: 0 E: 0 K: 0 S: 3	H: 1 LOB: 0 BB: 0 P: 3	R: 0 E: 2 K: 2 S: 10	H: 1 LOB: 3 BB: 0 P: 10	R: 4 E: 0 K: 0 S: 7	H: 5 LOB: 0 BB: 1 P: 7	R: 0 E: 0 K: 0 S: 2	H: 0 LOB: 0 BB: 1 P: 6	R: 3 E: 0 K: 1 S: 7	H: 2 LOB: 0 BB: 1 P: 11	R: 0 E: 0 K: 1 S: 6	H: 1 LOB: 1 BB: 0 P: 6	1B: 6 2B: 2 3B: 0 HR: 2	SF: 0 SAC: 0 DP: 1 HBP: 0	WP: 0 PB: 0 SB: 1 CS: 2	PA: 39					
PITCHER	IP	WLS	BF	H	R	ER	SO	BB	IBB	HBP	BLK	WP	HR	S	P	ERA	WHIP										
Ron Darling, R ERA: 3.76 (1, 1)	6.1		27	7	4	4	4	1	0	0	0	0	1	34	38	5.68	1.263										
Wes Gardner, R ERA: 6.59 (7, 1)	0.2		3	1	2	2	0	1	0	0	0	0	0	2	6	27.00	3.000										
Jesse Orosco, L ERA: 2.34 (8, 1)	1.0	L	4	1	1	1	1	0	0	0	0	0	1	6	6	9.00	1.000										
Brent Gaff, R ERA: 3.75 (9, 1)	1.0		4	1	0	0	1	0	0	0	0	0	0	6	6	0.00	1.000										

San Francisco Giants @ New York Mets
Shea Stadium, Flushing, NY
Fri Aug 24 1984, 7:05 PM EDT
Unknown

AB 36
R 7
H 10
RBI 7
BB 2
SO 6
LOB 18



Batter	1	2	3	4	5	6	7	8	9	AB	R	H	RBI	BB	SO	LOB	BOTTOM										
Wally Backman, S OBP: 0.356, SLG: 0.342 (1, 4)	3-1		1-3	4-3		CS			F9	4	0	0	0	1	0	2											
Mookie Wilson, S OBP: 0.301, SLG: 0.380 (1, 8)	1B		F8		1B	CS			S	5	1	3	0	0	1	0											
Keith Hernandez, L OBP: 0.407, SLG: 0.424 (1, 3)	1B		BB		1B				1B	4	1	2	0	1	2	1											
Darryl Strawberry, L OBP: 0.346, SLG: 0.440 (1, 9)	7-2		F8		K				BB	3	1	0	0	2	1	5											
George Foster, R OBP: 0.302, SLG: 0.437 (1, 7)		E	6-3	1B	2B	1-3			G4-6-3	5	2	3	1	0	0	3											
Hubie Brooks, R OBP: 0.351, SLG: 0.415 (1, 5)		E5	1B	4-3	1B	FC3-6			4-3	4	1	3	2	0	0	1											
Rafael Santana, R OBP: 0.326, SLG: 0.373 (1, 6)		6-3		4-3	FC3-6				5-3	3	0	0	1	1	0	3											
Mike Fitzgerald, R OBP: 0.282, SLG: 0.298 Danny Heep, L OBP: 0.214, SLG: 0.329 Jerry Martin, R OBP: 0.211, SLG: 0.306 Junior Ortiz, R OBP: 0.242, SLG: 0.238 (1, 2) (8, PH) (8, PH) (9, 2)		4-3		4-3		K			5-3	3	0	1	0	0	1	1											
Ron Darling, R OBP: 0.190, SLG: 0.196 Wes Gardner, R OBP: 0.190, SLG: 0.196 Jesse Orosco, R OBP: 0.571, SLG: 0.250 Kelvin Chapman, R OBP: 0.383, SLG: 0.385 Brent Gaff, R OBP: 0.383, SLG: 0.385 (1, 1) (7, 1) (8, 1) (8, PH) (9, 1)		FC6-4		4-3	1B	K			K	3	0	1	1	0	1	1											
Inning Stats	R: 0 E: 0 K: 0 S: 4	H: 2 LOB: 1 BB: 0 P: 4	R: 1 E: 1 K: 0 S: 5	H: 3 LOB: 1 BB: 0 P: 5	R: 0 E: 0 K: 0 S: 3	H: 0 LOB: 1 BB: 1 P: 7	R: 2 E: 0 K: 0 S: 6	H: 3 LOB: 1 BB: 0 P: 6	R: 2 E: 1 K: 1 S: 8	H: 3 LOB: 1 BB: 0 P: 8	R: 0 E: 0 K: 2 S: 6	H: 0 LOB: 0 BB: 1 P: 10	R: 1 E: 0 K: 2 S: 8	H: 1 LOB: 1 BB: 1 P: 12	R: 0 E: 0 K: 1 S: 5	H: 0 LOB: 1 BB: 1 P: 9	R: 0 E: 0 K: 1 S: 5	H: 1 LOB: 1 BB: 1 P: 9	1B: 12 2B: 2 3B: 0 HR: 0	SF: 0 SAC: 0 DP: 2 HBP: 0	WP: 0 PB: 0 SB: 2 CS: 1	PA: 42					
PITCHER	IP	WLS	BF	H	R	ER	SO	BB	IBB	HBP	BLK	WP	HR	S	P	ERA	WHIP										
Jeff Robinson, R ERA: 4.68 (1, 1)	4.0		19	8	3	3	0	1	0	0	0	0	0	18	22	6.75	2.250										
Mark Davis, L ERA: 5.33 (5, 1)	2.0		9	3	2	1	3	1	0	0	0	0	0	14	18	4.50	2.000										
Frank Williams, R ERA: 3.51 (7, 1)	1.0	W	6	1	1	1	2	2	0	0	0	0	0	8	16	9.00	3.000										
Gary Lavelle, L ERA: 2.85 (8, 1)	1.1		6	1	0	0	2	1	0	0	0	0	0	9	13	0.00	1.500										
Greg Minton, R ERA: 3.83 (9, 1)	0.2	S	1	0	0	0	0	0	0	0	0	0	0	1	1	0.00	0.000										

San Francisco Giants @ New York Mets
Shea Stadium, Flushing, NY
Fri Aug 24 1984, 7:05 PM EDT
Unknown

AB 36
R 6
H 13
RBI 5
BB 5
SO 7
LOB 19



Batter	1	2	3	4	5	6	7	8	9	AB	R	H	RBI	BB	SO	LOB	TOP							
Dan Gladden, R OBP: 0.396, SLG: 0.459 (1, 8)										5	2	2	0	0	1	3								
Manny Trillo, R OBP: 0.316, SLG: 0.356 (1, 4)										5	1	2	1	0	0	1								
Chili Davis, S OBP: 0.343, SLG: 0.479 (1, 9)										5	1	2	3	0	2	1								
Dusty Baker Jr., R OBP: 0.378, SLG: 0.348 Bob Lacey, R OBP: 0.200, SLG: 0.200 Greg Minton, S OBP: 0.111, SLG: 0.059 (1, 7) (7, 1) (8, 1)										4	0	1	1	0	0	1								
Bob Brently, R OBP: 0.379, SLG: 0.493 (1, 3)										2	1	0	0	2	0	1								
Brad Weltman, R OBP: 0.278, SLG: 0.315 Johnnie LeMaster, R OBP: 0.253, SLG: 0.280 (1, 5) (8, 6)										4	0	1	0	0	1	1								
Fran Mullins, R OBP: 0.327, SLG: 0.386 (1, 6)										4	0	3	1	0	0	0								
Randy Gomez, R (1, 2)										2	0	0	0	2	0	3								
Mark Grant, R Frank Williams, R Gene Richards, L Jeffrey Leonard, R OBP: 0.316, SLG: 0.188 OBP: 0.355, SLG: 0.292 OBP: 0.367, SLG: 0.503 (1, 1) (6, 1) (7, PH) (7, 7)										2	0	0	0	0	0	1								
Inning Stats	R: 2 E: 0 K: 1 S: 7	H: 3 LOB: 1 BB: 1 P: 11	R: 0 E: 0 K: 0 S: 3	H: 0 LOB: 1 BB: 1 P: 7	R: 0 E: 0 K: 0 S: 3	H: 0 LOB: 0 BB: 0 P: 3	R: 0 E: 0 K: 0 S: 4	H: 1 LOB: 1 BB: 0 P: 4	R: 0 E: 0 K: 1 S: 5	H: 0 LOB: 0 BB: 0 P: 5	R: 1 E: 0 K: 1 S: 7	H: 2 LOB: 2 BB: 1 P: 11	R: 3 E: 0 K: 0 S: 6	H: 4 LOB: 0 BB: 0 P: 6	R: 0 E: 0 K: 1 S: 6	H: 1 LOB: 2 BB: 0 P: 10	R: 0 E: 0 K: 1 S: 5	H: 1 LOB: 0 BB: 0 P: 5	1B: 9 2B: 2 3B: 1 HR: 0	SF: 0 SAC: 0 DP: 3 HBP: 0	WP: 0 PB: 0 SB: 1 CS: 0	PA: 40		
PITCHER	IP WLS BF H R ER SO BB IBB HBP BLK WP HR S P ERA WHIP	Walt Terrell, R ERA: 3.44 Wes Gardner, R ERA: 6.29 Brent Gaff, R ERA: 3.62 (1, 1) (7, 1) (8, 1)	6.1 L 30 9 6 6 3 3 0 0 0 0 0 33 45 8.53 1.895																					

San Francisco Giants @ New York Mets
Shea Stadium, Flushing, NY
Fri Aug 24 1984, 7:05 PM EDT
Att: 31,834 - Unknown

AB	36
R	6
H	12
RBI	6
BB	4
SO	5
LOB	15



Batter	1	2	3	4	5	6	7	8	9	AB	R	H	RBI	BB	SO	LOB	BOTTOM							
Wally Backman, S OBP: 0.355, SLG: 0.341 (1, 4) (3, 6)										4	1	1	0	0	1	2								
Mookie Wilson, S OBP: 0.305, SLG: 0.385 (1, 8)										4	3	3	1	0	1	0								
Keith Hernandez, L OBP: 0.408, SLG: 0.432 (1, 3)										4	1	2	3	0	1	1								
Darryl Strawberry, L OBP: 0.345, SLG: 0.437 (1, 9)										3	0	0	0	1	0	1								
George Foster, R OBP: 0.304, SLG: 0.438 (1, 7)										4	0	2	1	0	1	0								
Hubie Brooks, R OBP: 0.348, SLG: 0.411 (1, 5)										4	0	0	0	0	1	4								
Rafael Santana, R OBP: 0.331, SLG: 0.378 Kelvin Chapman, R OBP: 0.382, SLG: 0.384 (1, 6) (3, 4)										1	0	1	0	0	0	0								
Ron Hodges, L OBP: 0.339, SLG: 0.241 Junior Ortiz, R OBP: 0.239, SLG: 0.235 Danny Heep, L OBP: 0.312, SLG: 0.327 (1, 2) (7, PH) (8, 2) (9, PH)										2	0	0	0	0	0	2								
Walt Terrell, L OBP: 0.095, SLG: 0.113 Wes Gardner, R OBP: 0.208, SLG: 0.301 Brent Gaff, R OBP: 0.285, SLG: 0.262 (1, 1) (7, 1) (8, 1) (9, PH)										2	0	0	0	0	1	2								
Inning Stats	R: 3 E: 0 K: 0 S: 6	H: 3 LOB: 0 BB: 0 P: 6	R: 0 E: 0 K: 1 S: 5	H: 1 LOB: 0 BB: 0 P: 5	R: 0 E: 0 K: 2 S: 7	H: 0 LOB: 0 BB: 0 P: 7	R: 0 E: 0 K: 2 S: 7	H: 0 LOB: 0 BB: 0 P: 7	R: 0 E: 1 K: 0 S: 4	H: 1 LOB: 1 BB: 0 P: 4	R: 1 E: 0 K: 0 S: 5	H: 3 LOB: 1 BB: 0 P: 5	R: 0 E: 0 K: 1 S: 5	H: 0 LOB: 0 BB: 0 P: 5	R: 1 E: 0 K: 1 S: 7	H: 2 LOB: 2 BB: 1 P: 11	R: 0 E: 0 K: 0 S: 3	H: 0 LOB: 0 BB: 0 P: 3	1B: 8 2B: 2 3B: 0 HR: 1	SF: 0 SAC: 0 DP: 2 HBP: 0	WP: 0 PB: 0 SB: 1 CS: 1	PA: 36		
PITCHER	IP WLS BF H R ER SO BB IBB HBP BLK WP HR S P ERA WHIP	Mark Grant, R ERA: 6.33 Frank Williams, R ERA: 3.49 Bob Lacey, L ERA: 4.34 Greg Minton, R ERA: 3.78 (1, 1) (6, 1) (7, 1) (8, 1)	5.1 W 1 0 0 0 0 0 0 0 0 0 0 33 33 6.75 1.500																					

San Francisco Giants @ New York Mets
Shea Stadium, Flushing, NY
Fri Aug 24 1984, 7:05 PM EDT
Att: 31,834 - Unknown

AB	35
R	5
H	10
RBI	5
BB	1
SO	7
LOB	12




Batter	1	2	3	4	5	6	7	8	9	AB	R	H	RBI	BB	SO	LOB	TOP					
Dan Gladden, R (1.8) OBP: 0.398, SLG: 0.457	F8		CS BB			HR BB 1B	6-3			3	1	1	0	1	0	1						
Manny Trillo, R (1.4) OBP: 0.315, SLG: 0.358	P3		CS	F9 PB 2B		K	6-3			4	1	1	0	0	1	3						
Chili Davis, S (1.9) OBP: 0.345, SLG: 0.476				6-3		HR BB		6-3		2	1	0	0	2	0	1						
Jeffrey Leonard, R (1.7) OBP: 0.364, SLG: 0.500	K			F9 2-3		SF8		F8		3	0	0	1	0	1	2						
Bob Brently, R (1.2) OBP: 0.380, SLG: 0.501		1-3		K		HR		FC6-4 1B		4	1	2	3	0	1	0						
Scott Thompson, L (1.3) OBP: 0.376, SLG: 0.331	F8				K	E4		FC6-4		4	0	0	0	0	1	1						
Fran Mullins, R (1.5) OBP: 0.302, SLG: 0.354	K			6-3		K			F9	4	0	0	0	0	2	1						
Johnnie LeMaster, R (1.6) OBP: 0.252, SLG: 0.279			K		P4			4-3 1B	4-3	4	0	1	0	0	1	0						
Randy Lerch, L (1.1) OBP: 0.385, SLG: 0.200										2	1	0	0	1	1	1						
Frank Williams, R (7.1) OBP: 0.300, SLG: 0.176										1	0	0	0	0	1	0						
Gary Lavelle, S (9.1)						BB SF8 1B	4-3		K	0	0	0	0	0	0	0						
Inning Stats	R: 0 E: 0 K: 1 S: 5	H: 0 LOB: 1 BB: 1 P: 9	R: 0 E: 0 K: 1 S: 5	H: 0 LOB: 0 BB: 0 P: 5	R: 0 E: 0 K: 2 S: 6	H: 0 LOB: 0 BB: 1 P: 10	R: 1 E: 0 K: 1 S: 6	H: 1 LOB: 0 BB: 0 P: 6	R: 0 E: 0 K: 1 S: 5	H: 0 LOB: 0 BB: 0 P: 5	R: 4 E: 1 K: 2 S: 10	H: 2 LOB: 1 BB: 2 P: 18	R: 0 E: 0 K: 0 S: 4	H: 1 LOB: 1 BB: 0 P: 4	R: 0 E: 0 K: 0 S: 4	H: 1 LOB: 1 BB: 0 P: 4	R: 0 E: 0 K: 1 S: 5	H: 0 LOB: 0 BB: 0 P: 5	1B: 3 2B: 1 3B: 0 HR: 1	SF: 1 SAC: 0 DP: 0 HBP: 0	WP: 0 PB: 1 SB: 0 CS: 1	PA: 37
PITCHER	IP	WLS	BF	H	R	ER	SO	BB	IBB	HBP	BLK	WP	HR	S	P	ERA	WHIP					
Bruce Berenyi, R (1.1) ERA: 4.93	7.0	L	29	4	5	4	8	4	0	0	0	0	1	41	57	5.14	1.143					
Wes Gardner, R (8.1) ERA: 5.51	2.0		7	1	0	0	1	0	0	0	0	0	0	9	9	0.00	0.500					

San Francisco Giants @ New York Mets
Shea Stadium, Flushing, NY
Sat Aug 25 1984, 7:05 PM EDT
Att: 23,823 - Unknown

livebaseballscores.com

AB 31
R 5
H 5
RBI 4
BB 4
SO 9
LOB 10




Batter	1	2	3	4	5	6	7	8	9	AB	R	H	RBI	BB	SO	LOB	BOTTOM					
Mookie Wilson, S (1.8) OBP: 0.307, SLG: 0.393	SH1-3 1B 2B		E9 3B			6-3		G3		4	2	2	0	0	0	0						
Kelvin Chapman, R (1.4) OBP: 0.381, SLG: 0.383	SH1-3		K			FC6-4 1B		F7		3	0	1	0	0	1	0						
Keith Hernandez, L (1.3) OBP: 0.408, SLG: 0.432	G6-4-3 1B		K			FC6-4			2B G3 1B	4	1	2	1	0	1	1						
George Foster, R (1.7) OBP: 0.301, SLG: 0.434	G6-4-3			F9		K		F7		4	0	0	0	0	1	3						
Hubie Brooks, R (1.5) OBP: 0.349, SLG: 0.421		K		K			HR	G3 2B		4	1	2	1	0	2	0						
Jerry Martin, R (1.9) OBP: 0.203, SLG: 0.293		1-3							G3	2	0	0	0	0	1	0						
Daryl Strawberry, L (7. PH) OBP: 0.344, SLG: 0.435				K						2	0	0	1	0	1	1						
Mike Fitzgerald, R (1.2) OBP: 0.282, SLG: 0.297					F7			6-3		4	0	1	0	0	0	1						
José Oquendo, S (1.6) OBP: 0.275, SLG: 0.242										3	0	0	0	0	0	1						
Wes Gardner, R (8.1)		5-3			F9			6-3		0	0	0	0	0	0	0						
Bruce Berenyi, R (1.1) OBP: 0.156, SLG: 0.182										2	0	0	0	0	0	0						
Wally Backman, S (8.6) OBP: 0.354, SLG: 0.340	F8				4-3			6-3		1	0	0	0	0	0	0						
Inning Stats	R: 1 E: 0 K: 0 S: 4	H: 2 LOB: 0 BB: 0 P: 4	R: 0 E: 0 K: 1 S: 6	H: 1 LOB: 0 BB: 0 P: 6	R: 1 E: 1 K: 2 S: 8	H: 1 LOB: 0 BB: 0 P: 8	R: 0 E: 0 K: 2 S: 7	H: 0 LOB: 0 BB: 0 P: 7	R: 0 E: 0 K: 1 S: 6	H: 1 LOB: 1 BB: 0 P: 6	R: 1 E: 0 K: 1 S: 6	H: 1 LOB: 0 BB: 0 P: 6	R: 0 E: 0 K: 0 S: 3	H: 0 LOB: 0 BB: 0 P: 3	R: 0 E: 0 K: 0 S: 3	H: 0 LOB: 0 BB: 0 P: 3	R: 1 E: 0 K: 0 S: 5	H: 2 LOB: 1 BB: 0 P: 5	1B: 4 2B: 2 3B: 1 HR: 1	SF: 0 SAC: 1 DP: 1 HBP: 0	WP: 0 PB: 0 SB: 0 CS: 0	PA: 34
PITCHER	IP	WLS	BF	H	R	ER	SO	BB	IBB	HBP	BLK	WP	HR	S	P	ERA	WHIP					
Randy Lerch, L (1.1) ERA: 3.72	6.0	W	23	6	3	2	6	0	0	0	0	0	1	35	35	3.00	1.000					
Frank Williams, R (7.1) ERA: 3.5	2.1		9	2	1	1	1	0	0	0	0	0	0	11	11	3.86	0.857					
Gary Lavelle, L (9.1) ERA: 2.83	0.2	S	2	0	0	0	0	0	0	0	0	0	0	2	2	0.00	0.000					

San Francisco Giants @ New York Mets
Shea Stadium, Flushing, NY
Sat Aug 25 1984, 7:05 PM EDT
Att: 23,823 - Unknown

livebaseballscores.com

AB 33
R 4
H 8
RBI 3
BB 0
SO 7
LOB 7



Batter	1	2	3	4	5	6	7	8	9	AB	R	H	RBI	BB	SO	LOB	TOP					
Dave Anderson, R (1, 6) OBP: 0.338, SLG: 0.322	0-3 K		0-3 K		0-3 K			0-3 K		4	0	0	0	0	4	1	Los Angeles Dodgers @ New York Mets Shea Stadium, Flushing, NY Mon Aug 27 1984, 7:05 PM EDT Att: 33,765 - Unknown livebaseballscorecards.com					
Ken Landreaux, L (1, 8) OBP: 0.295, SLG: 0.359	0-0 F5		0-0 F9			0-0 3B		0-3 K		4	0	1	0	0	1	1						
Pedro Guerrero, R (1, 9) OBP: 0.340, SLG: 0.426	0-0 F8		0-0 5-3			0-0 F3		0-3 K		4	0	0	0	0	1	2						
Mike Marshall, R (1, 7) OBP: 0.321, SLG: 0.451		0-0 F8		4-0 BB		0-3 K		0-0 F9		3	0	0	0	1	1	1						
Greg Brock, L (1, 3) OBP: 0.320, SLG: 0.430		0-0 FC3-6 1B		0-3 K		0-0 F6		0-0 F8		4	0	1	0	0	1	2						
Mike Scioscia, L (1, 2) OBP: 0.387, SLG: 0.378		0-0 FC3-6 1B 1-2f		0-0 F8			0-0 HR	0-0 F9		4	1	1	1	0	0	2						
Steve Sax, R (1, 4) OBP: 0.288, SLG: 0.301		0-0 1B 1-2		0-3 K			0-0 F8			3	0	1	0	0	1	1						
German Rivera, R (1, 5) OBP: 0.330, SLG: 0.386 Ed Armelung, L (7, PH) OBP: 0.263, SLG: 0.219 Rafael Landestoy, S (7, 5) OBP: 0.191, SLG: 0.239		0-3 K		0-3 K			0-3 K			2	0	0	0	0	2	2						
Fernando Valenzuela, L (1, 1) OBP: 0.177, SLG: 0.274			0-0 2B		0-0 5-3		0-0 6-3			3	0	1	0	0	0	0						
Inning Stats	R: 0 E: 0 K: 1 S: 5	H: 0 LOB: 0 BB: 0 P: 5	R: 0 E: 0 K: 1 S: 7	H: 2 LOB: 2 BB: 0 P: 7	R: 0 E: 0 K: 1 S: 6	H: 1 LOB: 1 BB: 0 P: 6	R: 0 E: 0 K: 2 S: 7	H: 0 LOB: 1 BB: 1 P: 11	R: 0 E: 0 K: 1 S: 7	H: 0 LOB: 0 BB: 0 P: 7	R: 0 E: 0 K: 1 S: 6	H: 1 LOB: 1 BB: 0 P: 6	R: 1 E: 0 K: 1 S: 6	H: 1 LOB: 0 BB: 0 P: 6	R: 0 E: 0 K: 3 S: 9	H: 0 LOB: 0 BB: 0 P: 9		R: 0 E: 0 K: 0 S: 3	H: 0 LOB: 0 BB: 0 P: 3	1B: 2 2B: 1 3B: 1 HR: 1	SF: 0 SAC: 0 DP: 0 HBP: 0	WP: 0 PB: 0 SB: 0 CS: 0
PITCHER Dwight Gooden, R (1, 1) ERA: 2.91	IP: 9.0 WLS: W BF: 33 H: 5 R: 1 ER: 1 SO: 12 BB: 1 IBB: 0 HBP: 0 BLK: 0 WP: 0 HR: 1 S: 56 P: 60 ERA: 1.00 WHIP: 0.667															PITCHER						

Batter	1	2	3	4	5	6	7	8	9	AB	R	H	RBI	BB	SO	LOB	BOTTOM			
Wally Backman, S (1, 6) OBP: 0.356, SLG: 0.339 José Oquendo, S (8, 6) OBP: 0.275, SLG: 0.242	4-0 CS BB			0-0 F3	0-0 B1-3		0-0 4-3			3	0	0	0	1	0	0	Los Angeles Dodgers @ New York Mets Shea Stadium, Flushing, NY Mon Aug 27 1984, 7:05 PM EDT Att: 33,765 - Unknown livebaseballscorecards.com			
Mookie Wilson, S (1, 8) OBP: 0.305, SLG: 0.390	0-3 K			0-3 K	4-0 3-1 S BB		0-0 4-3			3	0	0	0	1	2	1				
Keith Hernandez, L (1, 3) OBP: 0.413, SLG: 0.441	0-0 4-3 1-2			4-0 BB 1B BB	0-0 3-1		0-0 F8			3	1	0	0	1	0	2				
George Foster, R (1, 7) OBP: 0.303, SLG: 0.433		0-0 F7		0-0 1B BB 1B 1B	4-0 1B BB IBB		0-0 F8			3	1	1	0	1	0	0				
Darryl Strawberry, L (1, 9) OBP: 0.341, SLG: 0.428		4-0 G6-4-3 BB		4-0 1B BB	0-0 F7		0-3 K			2	1	0	0	2	1	2				
Hubie Brooks, R (1, 5) OBP: 0.355, SLG: 0.429		0-0 G6-4-3 1-2f		0-0 1B 1B 1B		0-0 1B		0-0 HR		4	1	3	2	0	0	1				
Kelvin Chapman, R (1, 4) OBP: 0.351, SLG: 0.404			0-0 G3	1-3 2-H 3-H 4-0 1B BB	0-0 1B		0-0 S E 1B		0-0 5-3	4	1	2	2	0	0	0				
Mike Fitzgerald, R (1, 2) OBP: 0.282, SLG: 0.298			0-3 K	1-3 2-H 3-H 4-0 1B BB	0-3 K		0-3 K			2	0	0	0	1	2	1				
Dwight Gooden, R (1, 1) OBP: 0.155, SLG: 0.145			0-3 K	1-2 BB	0-0 F5		0-3 K			3	0	0	0	0	2	3				
Inning Stats	R: 0 E: 0 K: 1 S: 4	H: 0 LOB: 0 BB: 1 P: 8	R: 0 E: 0 K: 0 S: 2	H: 0 LOB: 0 BB: 1 P: 6	R: 0 E: 0 K: 2 S: 7	H: 0 LOB: 0 BB: 0 P: 7	R: 3 E: 0 K: 1 S: 8	H: 3 LOB: 3 BB: 3 P: 20	R: 0 E: 0 K: 0 S: 3	H: 0 LOB: 2 BB: 2 P: 11	R: 1 E: 0 K: 2 S: 8	H: 2 LOB: 0 BB: 0 P: 8	R: 0 E: 0 K: 0 S: 3	H: 0 LOB: 0 BB: 0 P: 3	R: 1 E: 0 K: 1 S: 6	H: 1 LOB: 0 BB: 0 P: 6		1B: 5 2B: 0 3B: 0 HR: 1	SF: 0 SAC: 0 DP: 1 HBP: 0	WP: 0 PB: 0 SB: 2 CS: 1
PITCHER Fernando Valenzuela, L (1, 1) ERA: 3.11	IP: 8.0 WLS: L BF: 34 H: 6 R: 5 ER: 4 SO: 7 BB: 6 IBB: 1 HBP: 0 BLK: 0 WP: 0 HR: 1 S: 41 P: 69 ERA: 4.50 WHIP: 1.500															PITCHER				

Batter	1	2	3	4	5	6	7	8	9	AB	R	H	RBI	BB	SO	LOB	TOP			
Steve Sax, R OBP: 0.286, SLG: 0.298 (1, 4)										4	0	0	0	0	3	0				
Dave Anderson, R OBP: 0.342, SLG: 0.332 (1, 5) (7, 6)										2	1	0	0	2	1	0				
Ken Landreaux, L OBP: 0.295, SLG: 0.358 Candy Maldonado, R OBP: 0.313, SLG: 0.386 (8, PH) (8, 8)										3	0	1	0	0	1	1				
Pedro Guerrero, R OBP: 0.338, SLG: 0.421 (1, 9)										3	0	1	0	1	0	0				
Greg Brock, L OBP: 0.323, SLG: 0.425 (1, 3)										3	0	0	0	1	2	4				
Mike Scioscia, L OBP: 0.386, SLG: 0.378 Steve Yeager, R OBP: 0.300, SLG: 0.313 (9, PH) (9, 2)										2	0	1	1	1	0	0				
Franklin Stubbs, L OBP: 0.270, SLG: 0.350 Tony Brewer, R OBP: 0.125, SLG: 0.133 Pat Zachry, R OBP: 0.250, SLG: 0.250 (1, 7) (9, PH) (9, 1)										3	0	0	0	0	3	5				
Bill Russell, R OBP: 0.348, SLG: 0.338 Ed Amelung, L OBP: 0.260, SLG: 0.206 Ken Howell, R OBP: 0.320, SLG: 0.448 Mike Marshall, R OBP: 0.320, SLG: 0.448 (1, 6) (7, PH) (7, 1) (9, PH) (9, 7)										2	0	0	0	0	2	0				
Jerry Reuss, L OBP: 0.333, SLG: 0.231 Rafael Landestoy, S OBP: 0.188, SLG: 0.234 (1, 1) (7, PH) (7, 5)										2	0	0	0	0	2	0				
Inning Stats	R: 1 E: 0 K: 3 S: 10	H: 1 LOB: 3 BB: 3 P: 22	R: 0 E: 0 K: 3 S: 9	H: 0 LOB: 0 BB: 0 P: 9	R: 0 E: 0 K: 0 S: 3	H: 1 LOB: 1 BB: 1 P: 7	R: 0 E: 0 K: 2 S: 7	H: 0 LOB: 0 BB: 0 P: 7	R: 0 E: 0 K: 1 S: 5	H: 1 LOB: 2 BB: 1 P: 12	R: 0 E: 0 K: 1 S: 5	H: 0 LOB: 0 BB: 0 P: 5	R: 1 E: 0 K: 2 S: 8	H: 1 LOB: 0 BB: 0 P: 8	R: 0 E: 0 K: 0 S: 3	H: 0 LOB: 0 BB: 0 P: 3	1B: 2 2B: 1 3B: 0 HR: 1	SF: 0 SAC: 0 DP: 0 HBP: 0	WP: 0 PB: 0 SB: 0 CS: 1	PA: 35
PITCHER	IP WLS BF H R ER SO BB IBB HBP BLK WP HR S P ERA WHIP																			
Ron Darling, R ERA: 3.66 Jesse Orosco, L ERA: 2.36 (1, 1) (8, 1)	7.0 W 28 3 1 1 12 5 0 0 0 0 0 0 1 11 11 1.29 1.143																			

Los Angeles Dodgers @ New York Mets
Shea Stadium, Flushing, NY
Wed Aug 29 1984, 7:05 PM EDT
Att: 26,290 - Unknown

livebaseballscores.com

AB 30
R 2
H 4
RBI 2
BB 5
SO 14
LOB 10

Batter	1	2	3	4	5	6	7	8	9	AB	R	H	RBI	BB	SO	LOB	BOTTOM					
Mookie Wilson, S OBP: 0.306, SLG: 0.398 (1, 8)										5	1	2	0	0	0	4						
Kevin Chapman, R OBP: 0.370, SLG: 0.399 Rusty Staub, L OBP: 0.268, SLG: 0.281 Jesse Orosco, R OBP: 0.371, SLG: 0.250 Danny Heep, L OBP: 0.326, SLG: 0.335 (1, 4) (7, PH) (8, 1) (9, PH)										3	0	0	0	0	0	1						
Keith Hernandez, L OBP: 0.417, SLG: 0.444 (1, 3)										3	0	1	1	2	0	0						
George Foster, R OBP: 0.306, SLG: 0.434 (1, 7)										4	0	2	0	0	0	4						
Hubie Brooks, R OBP: 0.353, SLG: 0.430 José Oquendo, S OBP: 0.275, SLG: 0.238 (1, 6) (8, 6)										4	0	0	0	0	1	4						
Ray Knight, R OBP: 0.282, SLG: 0.281 (1, 5)										3	1	1	0	1	1	0						
Jerry Martin, R OBP: 0.233, SLG: 0.300 (1, 9)										2	0	0	0	2	1	2						
Mike Fitzgerald, R OBP: 0.278, SLG: 0.297 (1, 2)										4	0	1	1	0	1	3						
Ron Darling, R OBP: 0.183, SLG: 0.190 Wally Backman, S OBP: 0.357, SLG: 0.340 (1, 1) (7, PH) (8, 4)										2	0	0	0	0	0	2						
Inning Stats	R: 0 E: 0 K: 0 S: 3	H: 0 LOB: 0 BB: 0 P: 3	R: 0 E: 0 K: 0 S: 4	H: 1 LOB: 2 BB: 1 P: 8	R: 0 E: 0 K: 0 S: 4	H: 1 LOB: 2 BB: 1 P: 8	R: 0 E: 0 K: 0 S: 5	H: 2 LOB: 2 BB: 1 P: 9	R: 0 E: 0 K: 0 S: 4	H: 1 LOB: 1 BB: 0 P: 4	R: 0 E: 0 K: 1 S: 5	H: 0 LOB: 0 BB: 0 P: 5	R: 1 E: 0 K: 1 S: 7	H: 2 LOB: 2 BB: 1 P: 11	R: 0 E: 0 K: 2 S: 8	H: 1 LOB: 2 BB: 1 P: 12	R: 1 E: 0 K: 0 S: 2	H: 2 LOB: 1 BB: 0 P: 2	1B: 6 2B: 4 3B: 0 HR: 0	SF: 0 SAC: 0 DP: 0 HBP: 0	WP: 0 PB: 0 SB: 0 CS: 0	PA: 39
PITCHER	IP WLS BF H R ER SO BB IBB HBP BLK WP HR S P ERA WHIP																					
Jerry Reuss, L ERA: 5.0 Ken Howell, R ERA: 3.66 Pat Zachry, R ERA: 3.66 (1, 1) (7, 1) (9, 1)	6.0 W 26 5 1 1 1 3 3 1 0 0 0 0 0 15 23 1.50 1.333																					

Los Angeles Dodgers @ New York Mets
Shea Stadium, Flushing, NY
Wed Aug 29 1984, 7:05 PM EDT
Att: 26,290 - Unknown

livebaseballscores.com

AB 34
R 3
H 10
RBI 3
BB 5
SO 4
LOB 20

Batter	1	2	3	4	5	6	7	8	9	AB	R	H	RBI	BB	SO	LOB	TOP								
Alan Wiggins, S (1.4) OBP: 0.345, SLG: 0.329	5-3			K			5-3	K		4	0	0	0	0	2	2									
Tony Gwynn, L (1.9) OBP: 0.416, SLG: 0.457	4-3			6-3			4-3		F7	4	0	0	0	0	0	0									
Steve Garvey, R (1.3) OBP: 0.298, SLG: 0.374	P3			F7			5-3		K	4	0	0	0	0	1	0									
Kevin McReynolds, R (1.8) OBP: 0.321, SLG: 0.482		P5			G5-4-3			F7	1B E	4	1	2	0	0	0	0									
Carmelo Martinez, R (1.7) OBP: 0.331, SLG: 0.395		F2			G5-4-3				1B E	3	0	1	0	0	0	1									
Bobby Brown, S (8. PR) OBP: 0.256, SLG: 0.373					1-2				1B E	1	2	1	0	0	0	0									
Luis Salazar, R (1.5) OBP: 0.258, SLG: 0.345		F9			5-3				1B E	4	1	2	3	0	0	0									
Bruce Bochy, R (1.2) OBP: 0.274, SLG: 0.458				K				F2		4	0	0	0	0	2	2									
Garry Templeton, S (1.6) OBP: 0.314, SLG: 0.329					F8			F9		2	1	0	0	1	0	0									
Ed Whitson, R (1.1) OBP: 0.078, SLG: 0.060					G3				IBB	2	0	0	0	0	0	0									
Kurt Bevacqua, R (8. PH) OBP: 0.347, SLG: 0.300								F8		1	0	0	0	0	0	0									
Craig Lefferts, L (8.1) OBP: 0.250, SLG: 0.313								E8		0	0	0	0	0	0	0									
Inning Stats	R: 0 E: 0 K: 0 S: 3	H: 0 LOB: 0 BB: 0 P: 3	R: 0 E: 0 K: 0 S: 3	H: 0 LOB: 0 BB: 0 P: 3	R: 0 E: 0 K: 1 S: 5	H: 0 LOB: 0 BB: 0 P: 5	R: 0 E: 0 K: 1 S: 5	H: 0 LOB: 0 BB: 0 P: 5	R: 0 E: 0 K: 0 S: 3	H: 0 LOB: 0 BB: 0 P: 3	R: 0 E: 0 K: 0 S: 3	H: 0 LOB: 0 BB: 0 P: 3	R: 0 E: 0 K: 0 S: 3	H: 0 LOB: 0 BB: 0 P: 3	R: 3 E: 1 K: 1 S: 8	H: 2 LOB: 2 BB: 1 P: 12	R: 2 E: 1 K: 2 S: 10	H: 3 LOB: 1 BB: 0 P: 10	1B: 5 2B: 1 3B: 0 HR: 0	SF: 0 SAC: 0 DP: 1 HBP: 0	WP: 0 PB: 0 SB: 3 CS: 0	PA: 34			
PITCHER	IP	WLS	BF	H	R	ER	SO	BB	IBB	HBP	BLK	WP	HR	S	P	ERA	WHIP								
Sid Fernandez, L (1.1) ERA: 2.6	7.2	L	27	3	3	1	2	0	1	0	0	0	0	30	34	1.17	0.391								
Doug Sisk, R (8.1) ERA: 2.1	0.1		1	0	0	0	1	0	0	0	0	0	0	3	3	0.00	0.000								
Ed Lynch, R (9.1) ERA: 4.16	1.0		6	3	2	2	2	0	0	0	0	0	0	10	10	18.00	3.000								

San Diego Padres @ New York Mets
Shea Stadium, Flushing, NY
Fri Aug 31 1984, 7:05 PM EDT
Unknown

AB 33
R 5
H 6
RBI 3
BB 1
SO 5
LOB 5



Batter	1	2	3	4	5	6	7	8	9	AB	R	H	RBI	BB	SO	LOB	BOTTOM								
Wally Backman, S (1.4) OBP: 0.356, SLG: 0.339	BLK 1B		F8			4-3		K		4	0	1	0	0	1	3									
Mookie Wilson, S (1.8) OBP: 0.303, SLG: 0.394	F8		6-3			K		P4		4	0	0	0	0	1	4									
Keith Hernandez, L (1.3) OBP: 0.418, SLG: 0.444	P5				G6-4-3			F7		4	1	2	0	0	0	3									
George Foster, R (1.7) OBP: 0.306, SLG: 0.433	1-3				G6-4-3			1B E		4	0	1	0	0	0	2									
Hubie Brooks, R (1.6) OBP: 0.352, SLG: 0.429		K			6-3					4	0	1	1	0	1	0									
Danny Heep, L (1.9) OBP: 0.320, SLG: 0.328		F7						G6-4-3		4	0	0	0	0	0	2									
Ray Knight, R (1.5) OBP: 0.260, SLG: 0.278		P3						F8		3	0	0	0	0	0	1									
Ron Hodges, L (1.2) OBP: 0.348, SLG: 0.258										2	0	1	0	0	0	0									
Kevin Chapman, R (8. PH) OBP: 0.374, SLG: 0.403										1	0	1	0	0	0	0									
Ed Lynch, R (9.1) OBP: 0.222, SLG: 0.259			SH5-3					1B E		0	0	0	0	0	0	0									
Sid Fernandez, L (1.1) OBP: 0.100, SLG: 0.100								1B E		1	0	0	0	0	0	0									
Doug Sisk, R (8.1) OBP: 0.162, SLG: 0.100			SH5-3							0	0	0	0	0	0	0									
Mike Fitzgerald, R (8. PH) OBP: 0.280, SLG: 0.299								1B E		1	0	1	0	0	0	0									
Inning Stats	R: 0 E: 0 K: 0 S: 4	H: 1 LOB: 1 BB: 0 P: 4	R: 0 E: 0 K: 1 S: 5	H: 0 LOB: 0 BB: 0 P: 5	R: 0 E: 0 K: 0 S: 4	H: 1 LOB: 1 BB: 0 P: 4	R: 0 E: 0 K: 0 S: 3	H: 1 LOB: 0 BB: 0 P: 3	R: 0 E: 0 K: 1 S: 5	H: 0 LOB: 0 BB: 0 P: 5	R: 1 E: 0 K: 0 S: 5	H: 3 LOB: 1 BB: 0 P: 5	R: 0 E: 0 K: 1 S: 7	H: 2 LOB: 2 BB: 0 P: 7	R: 0 E: 0 K: 0 S: 3	H: 0 LOB: 0 BB: 0 P: 3	1B: 7 2B: 1 3B: 0 HR: 0	SF: 0 SAC: 1 DP: 2 HBP: 0	WP: 0 PB: 0 SB: 0 CS: 0	PA: 33					
PITCHER	IP	WLS	BF	H	R	ER	SO	BB	IBB	HBP	BLK	WP	HR	S	P	ERA	WHIP								
Ed Whitson, R (1.1) ERA: 3.51	7.0	W	25	6	1	1	2	0	0	0	0	0	0	29	29	1.29	0.857								
Craig Lefferts, L (8.1) ERA: 2.03	2.0	S	8	2	0	0	1	0	0	0	0	0	0	10	10	0.00	1.000								

San Diego Padres @ New York Mets
Shea Stadium, Flushing, NY
Fri Aug 31 1984, 7:05 PM EDT
Unknown

AB 32
R 1
H 8
RBI 1
BB 0
SO 3
LOB 15



Batter	1	2	3	4	5	6	7	8	9	AB	R	H	RBI	BB	SO	LOB	TOP			
Alan Wiggins, S (1.4) OBP: 0.345, SLG: 0.328										4	0	1	0	0	1	2	San Diego Padres @ New York Mets Shea Stadium, Flushing, NY Fri Aug 31 1984, 7:05 PM EDT Att: 38,923 - Unknown			
Tony Gwynn, L (1.9) OBP: 0.417, SLG: 0.457										3	0	1	0	1	0	1				
Steve Garvey, R (1.3) OBP: 0.296, SLG: 0.371										4	0	0	0	0	1	3				
Graig Nettles, L (1.5) OBP: 0.333, SLG: 0.433										3	0	0	0	1	1	1				
Terry Kennedy, L (1.2) OBP: 0.279, SLG: 0.333										4	0	2	0	0	2	0				
Kevin McReynolds, R (1.8) OBP: 0.316, SLG: 0.477										4	0	0	0	0	2	3				
Bobby Brown, S (1.7) OBP: 0.287, SLG: 0.362										4	0	0	0	0	2	1				
Tim Flannery, L (1.6) OBP: 0.351, SLG: 0.420										3	0	1	0	0	0	0				
Dave Dravecky, R (1.1) OBP: 0.194, SLG: 0.182										1	0	0	0	1	0	0				
Champ Summers, L (7, PH) OBP: 0.222, SLG: 0.353										1	0	0	0	0	0	0				
Craig Lefferts, L (7, 1) OBP: 0.250, SLG: 0.313										0	0	0	0	0	0	0				
Greg Harris, S (8, 1) OBP: 0.250, SLG: 0.250										0	0	0	0	0	0	0				
Inning Stats	R: 0 E: 0 K: 0 S: 4	H: 2 LOB: 1 BB: 0 P: 4	R: 0 E: 0 K: 3 S: 9	H: 0 LOB: 0 BB: 0 P: 9	R: 0 E: 1 K: 0 S: 4	H: 0 LOB: 1 BB: 0 P: 4	R: 0 E: 0 K: 2 S: 7	H: 0 LOB: 0 BB: 0 P: 7	R: 0 E: 0 K: 1 S: 6	H: 1 LOB: 2 BB: 1 P: 10	R: 0 E: 0 K: 0 S: 3	H: 0 LOB: 0 BB: 0 P: 3	R: 0 E: 0 K: 1 S: 5	H: 0 LOB: 0 BB: 0 P: 5	R: 0 E: 0 K: 2 S: 8	H: 1 LOB: 1 BB: 0 P: 8	1B: 5 2B: 0 3B: 0 HR: 0	SF: 0 SAC: 0 DP: 2 HBP: 0	WP: 0 PB: 0 SB: 1 CS: 0	PA: 34
PITCHER	IP WLS BF H R ER SO BB IBB HBP BLK WP HR S P ERA WHIP																			
Bruce Berenyi, R (1, 1) ERA: 4.69	7.0 W 27 4 0 0 6 3 0 0 0 0 0 0 0 36 48 0.00 1.000																			
Jesse Orosco, L (8, 1) ERA: 2.3	2.0 7 1 0 0 3 0 0 0 0 0 0 0 0 13 13 0.00 0.500																			

AB 31
R 0
H 5
RBI 0
BB 3
SO 9
LOB 11



Batter	1	2	3	4	5	6	7	8	9	AB	R	H	RBI	BB	SO	LOB	BOTTOM	
Mookie Wilson, S (1, 8) OBP: 0.303, SLG: 0.395										4	0	1	2	0	0	1	San Diego Padres @ New York Mets Shea Stadium, Flushing, NY Fri Aug 31 1984, 7:05 PM EDT Att: 38,923 - Unknown	
Kevin Chapman, R (1, 4) OBP: 0.395, SLG: 0.392										4	0	0	0	0	0	2		
Keith Hernandez, L (1, 3) OBP: 0.416, SLG: 0.443										4	0	1	0	0	0	0		
George Foster, R (1, 7) OBP: 0.307, SLG: 0.435										4	1	2	0	0	0	1		
Hubie Brooks, R (1, 6) OBP: 0.352, SLG: 0.433										4	1	1	1	0	0	4		
Ray Knight, R (1, 5) OBP: 0.261, SLG: 0.279										3	0	1	1	0	0	0		
José Oquendo, S (7, FR) OBP: 0.273, SLG: 0.237										1	1	0	0	0	0	2		
Jerry Martin, R (1, 9) OBP: 0.222, SLG: 0.286										4	0	0	0	0	3	4		
Mike Fitzgerald, R (1, 2) OBP: 0.281, SLG: 0.297										2	0	0	0	1	0	1		
Bruce Berenyi, R (1, 1) OBP: 0.170, SLG: 0.196										2	0	1	0	0	0	2		
Junior Ortiz, R (7, PH) OBP: 0.247, SLG: 0.244										1	1	1	0	0	0	0		
Jesse Orosco, R (8, 1) OBP: 0.571, SLG: 0.250										0	0	0	0	0	0	0		
Inning Stats	R: 0 E: 0 K: 0 S: 3	H: 0 LOB: 0 BB: 0 P: 3	R: 1 E: 1 K: 1 S: 7	H: 1 LOB: 2 BB: 1 P: 11	R: 0 E: 0 K: 0 S: 3	H: 0 LOB: 0 BB: 0 P: 3	R: 0 E: 0 K: 0 S: 3	H: 1 LOB: 1 BB: 0 P: 3	R: 0 E: 0 K: 0 S: 3	H: 0 LOB: 0 BB: 0 P: 3	R: 3 E: 0 K: 1 S: 9	H: 4 LOB: 2 BB: 0 P: 9	R: 0 E: 1 K: 1 S: 7	H: 1 LOB: 2 BB: 0 P: 7	1B: 5 2B: 2 3B: 0 HR: 1	SF: 0 SAC: 0 DP: 1 HBP: 0	WP: 0 PB: 0 SB: 0 CS: 0	PA: 34
PITCHER	IP WLS BF H R ER SO BB IBB HBP BLK WP HR S P ERA WHIP																	
Dave Dravecky, L (1, 1) ERA: 2.5	6.0 L 22 3 1 1 1 1 0 0 0 0 0 0 0 23 27 1.50 0.667																	
Craig Lefferts, L (7, 1) ERA: 2.3	1.0 7 4 3 3 1 0 0 0 0 0 0 0 1 9 9 27.00 4.000																	
Greg Harris, R (8, 1) ERA: 2.45	1.0 5 1 0 0 1 0 0 0 0 0 0 0 0 7 7 0.00 1.000																	

AB 33
R 4
H 8
RBI 4
BB 1
SO 3
LOB 17



Batter	1	2	3	4	5	6	7	8	9	AB	R	H	RBI	BB	SO	LOB	TOP								
Alan Wiggins, S OBP: 0.344, SLG: 0.326	(1,4) X 0-0 F7		X 0-0 E6	X 0-0 F7				X 0-0 E6	X 0-0 E6	4	0	0	0	1	0	1	San Diego Padres @ New York Mets Shea Stadium, Flushing, NY Sat Sep 01 1984, 7:05 PM EDT Att: 35,688 - Unknown								
Tony Gwynn, L OBP: 0.414, SLG: 0.456	(1,9) X 0-0 2B 3B		X 0-0 5-3	X 0-3 K			X 0-0 G6-3	X 0-0 G6-4-3	X 0-0 G6-4-3	5	1	1	0	0	1	4									
Steve Garvey, R OBP: 0.299, SLG: 0.376	(1,3) X 0-0 1B 2B		X 0-0 1B E	X 0-0 1B			X 0-0 F9			4	2	3	1	0	0	0									
Graig Nettles, L OBP: 0.332, SLG: 0.428	(1,5) X 0-0 F3		X 0-0 E9	X 0-0 F8				X 0-0 4-3		4	0	1	0	0	0	2									
Kevin McReynolds, R OBP: 0.322, SLG: 0.489	(1,8) X 0-0 1B		X 0-3 K	X 0-0 1B			X 0-0 G4-6-3	X 0-0 HR		4	1	3	2	0	1	1									
Terry Kennedy, L OBP: 0.278, SLG: 0.339	(1,2) X 0-0 F9		X 0-0 HR	X 0-0 G4-6-3			X 0-3 K	X 0-3 K		4	1	1	1	0	1	3									
Camelto Martinez, R OBP: 0.333, SLG: 0.394		X 0-0 6-3	X 0-0 5-3	X 0-0 1B			X 0-0 1-3	X 0-0 BB		3	1	1	0	1	0	0									
Luis Salazar, R OBP: 0.257, SLG: 0.341	(1,6) X 0-0 P4		X 0-0 5-3	X 0-0 5-3			X 0-3 K	X 0-3 K		4	0	0	0	0	1	2									
Eric Show, R OBP: 0.237, SLG: 0.362	(1,1) X 0-3 K		X 0-0 K	X 0-0 K2-3			X 0-0 6-3			2	0	1	1	0	1	0									
Luis DeLeon, R OBP: 0.250, SLG: 0.250	(5,1) X 0-0 K		X 0-0 2B	X 0-0 2B			X 0-0 6-3			0	0	0	0	0	0	0									
Ron Roenicke, S OBP: 0.290, SLG: 0.302	(6,1) X 0-0 2B		X 0-0 2B	X 0-0 2B			X 0-0 6-3			1	0	0	0	0	0	0									
Greg Harris, S OBP: 0.250, SLG: 0.250	(9,1) X 0-0 2B		X 0-0 2B	X 0-0 2B			X 0-0 6-3			1	0	0	0	0	0	0									
Kurt Bevacqua, R OBP: 0.346, SLG: 0.302	(9,1) X 0-0 2B		X 0-0 2B	X 0-0 2B			X 0-0 6-3			1	0	0	0	0	0	0									
Inning Stats	R: 2 E: 0 K: 0 S: 6	H: 3 LOB: 1 BB: 0 P: 6	R: 0 E: 0 K: 1 S: 5	H: 0 LOB: 0 BB: 0 P: 5	R: 1 E: 2 K: 1 S: 7	H: 2 LOB: 1 BB: 0 P: 7	R: 2 E: 0 K: 1 S: 8	H: 3 LOB: 1 BB: 0 P: 8	R: 0 E: 0 K: 0 S: 4	H: 2 LOB: 1 BB: 0 P: 4	R: 0 E: 0 K: 1 S: 5	H: 0 LOB: 0 BB: 1 P: 5	R: 0 E: 0 K: 0 S: 2	H: 0 LOB: 0 BB: 1 P: 6	R: 1 E: 0 K: 2 S: 8	H: 1 LOB: 1 BB: 1 P: 12	R: 0 E: 1 K: 0 S: 3	H: 0 LOB: 0 BB: 0 P: 3	1B: 6 2B: 2 3B: 1 HR: 2	SF: 0 SAC: 0 DP: 3 HBP: 0	WP: 0 PB: 0 SB: 0 CS: 0	PA: 38			
PITCHER	IP WLS BF H R ER SO BB IBB HBP BLK WP HR S P ERA WHIP	IP WLS BF H R ER SO BB IBB HBP BLK WP HR S P ERA WHIP	IP WLS BF H R ER SO BB IBB HBP BLK WP HR S P ERA WHIP	IP WLS BF H R ER SO BB IBB HBP BLK WP HR S P ERA WHIP	IP WLS BF H R ER SO BB IBB HBP BLK WP HR S P ERA WHIP	IP WLS BF H R ER SO BB IBB HBP BLK WP HR S P ERA WHIP	IP WLS BF H R ER SO BB IBB HBP BLK WP HR S P ERA WHIP	IP WLS BF H R ER SO BB IBB HBP BLK WP HR S P ERA WHIP	IP WLS BF H R ER SO BB IBB HBP BLK WP HR S P ERA WHIP	IP WLS BF H R ER SO BB IBB HBP BLK WP HR S P ERA WHIP	IP WLS BF H R ER SO BB IBB HBP BLK WP HR S P ERA WHIP	IP WLS BF H R ER SO BB IBB HBP BLK WP HR S P ERA WHIP	IP WLS BF H R ER SO BB IBB HBP BLK WP HR S P ERA WHIP	IP WLS BF H R ER SO BB IBB HBP BLK WP HR S P ERA WHIP	IP WLS BF H R ER SO BB IBB HBP BLK WP HR S P ERA WHIP	IP WLS BF H R ER SO BB IBB HBP BLK WP HR S P ERA WHIP	IP WLS BF H R ER SO BB IBB HBP BLK WP HR S P ERA WHIP	IP WLS BF H R ER SO BB IBB HBP BLK WP HR S P ERA WHIP	IP WLS BF H R ER SO BB IBB HBP BLK WP HR S P ERA WHIP	IP WLS BF H R ER SO BB IBB HBP BLK WP HR S P ERA WHIP	IP WLS BF H R ER SO BB IBB HBP BLK WP HR S P ERA WHIP	IP WLS BF H R ER SO BB IBB HBP BLK WP HR S P ERA WHIP	IP WLS BF H R ER SO BB IBB HBP BLK WP HR S P ERA WHIP	IP WLS BF H R ER SO BB IBB HBP BLK WP HR S P ERA WHIP	IP WLS BF H R ER SO BB IBB HBP BLK WP HR S P ERA WHIP

AB	36
R	6
H	11
RBI	5
BB	2
SO	6
LOB	13



Batter	1	2	3	4	5	6	7	8	9	AB	R	H	RBI	BB	SO	LOB	BOTTOM							
Wally Backman, S OBP: 0.357, SLG: 0.343	(1,4) X 0-0 G3		X 0-0 S 1B	X 0-0 2B BB 1B	X 0-0 F7		X 0-0 4-3			5	2	2	0	0	0	3	San Diego Padres @ New York Mets Shea Stadium, Flushing, NY Sat Sep 01 1984, 7:05 PM EDT Att: 35,688 - Unknown							
Herm Winningham, L OBP: 0.333, SLG: 0.500	(1,8) X 0-0 4-3		X 0-3 K	X 0-0 BB 2B	X 0-0 4-3		X 0-0 HR 2-3 1B			5	2	2	1	0	1	1								
Keith Hernandez, L OBP: 0.420, SLG: 0.447	(1,3) X 0-0 1B		X 0-0 1B BB	X 0-0 2B BB	X 0-3 K		X 0-0 2-3			3	1	1	0	2	1	1								
Darryl Strawberry, L OBP: 0.345, SLG: 0.443	(1,9) X 0-0 1B		X 0-0 1B	X 0-0 2B BB	X 0-3 K		X 0-0 HR			4	2	3	4	1	1	0								
Hubie Brooks, R OBP: 0.355, SLG: 0.438	(1,6) X 0-0 BB 1B		X 0-3 K	X 0-0 1B 2B	X 0-0 4-3		X 0-0 BB 1B			5	0	3	3	0	1	2								
Danny Heep, L OBP: 0.315, SLG: 0.318	(1,7) X 0-3 K		X 0-0 F8	X 0-0 E S BB	X 0-0 F9		X 0-0 F8			4	1	0	0	1	1	4								
Ray Knight, R OBP: 0.272, SLG: 0.283	(1,5) X 0-0 FC5-4 BB		X 0-0 6-3	X 0-0 5-3	X 0-0 1B 1B		X 0-0 1B BB			3	1	1	0	2	0	1								
Ron Hodges, L OBP: 0.342, SLG: 0.255	(1,2) X 0-0 P4		X 0-0 F7	X 0-0 E2	X 0-0 1B 1B		X 0-0 4-3			5	0	1	0	0	0	4								
Calvin Schiraldi, R ERA: 3.45	(1,1) X 0-0 FC5-4		X 0-0 1B 2B	X 0-0 F3	X 0-0 1B		X 0-0 1B			1	0	0	0	0	0	2								
Tom Gorman, L ERA: 4.89	(4,1) X 0-0 1B		X 0-0 1B	X 0-0 1B	X 0-0 1B		X 0-0 1B			0	0	0	0	0	0	0								
John Stearns, R ERA: 4.89	(5,1) X 0-0 1B		X 0-0 1B	X 0-0 1B	X 0-0 1B		X 0-0 1B			1	1	1	0	0	0	0								
Rusty Staub, L OBP: 0.276, SLG: 0.292	(7,1) X 0-0 1B		X 0-0 1B	X 0-0 1B	X 0-0 1B		X 0-0 1B			1	0	1	1	0	0	0								
José Cevallos, S OBP: 0.275, SLG: 0.237	(7,1) X 0-0 1B		X 0-0 1B	X 0-0 1B	X 0-0 1B		X 0-0 1B			0	0	0	0	0	0	0								
Jesse Orosco, R ERA: 2.33	(8,1) X 0-0 1B		X 0-0 1B	X 0-0 1B	X 0-0 1B		X 0-0 1B			0	0	0	0	0	0	0								
Inning Stats	R: 0 E: 0 K: 0 S: 4	H: 2 LOB: 2 BB: 0 P: 4	R: 0 E: 0 K: 1 S: 6	H: 1 LOB: 2 BB: 1 P: 10	R: 1 E: 0 K: 2 S: 9	H: 2 LOB: 2 BB: 1 P: 13	R: 5 E: 0 K: 0 S: 6	H: 4 LOB: 1 BB: 2 P: 14	R: 1 E: 1 K: 0 S: 4	H: 0 LOB: 1 BB: 1 P: 8	R: 0 E: 0 K: 2 S: 7	H: 0 LOB: 0 BB: 0 P: 7	R: 1 E: 0 K: 0 S: 6	H: 3 LOB: 2 BB: 0 P: 6	R: 2 E: 0 K: 0 S: 6	H: 3 LOB: 2 BB: 1 P: 10	1B: 11 2B: 3 3B: 0 HR: 1	SF: 0 SAC: 0 DP: 0 HBP: 0	WP: 0 PB: 0 SB: 2 CS: 0	PA: 44				
PITCHER	IP WLS BF H R ER SO BB IBB HBP BLK WP HR S P ERA WHIP	IP WLS BF H R ER SO BB IBB HBP BLK WP HR S P ERA WHIP	IP WLS BF H R ER SO BB IBB HBP BLK WP HR S P ERA WHIP	IP WLS BF H R ER SO BB IBB HBP BLK WP HR S P ERA WHIP	IP WLS BF H R ER SO BB IBB HBP BLK WP HR S P ERA WHIP	IP WLS BF H R ER SO BB IBB HBP BLK WP HR S P ERA WHIP	IP WLS BF H R ER SO BB IBB HBP BLK WP HR S P ERA WHIP	IP WLS BF H R ER SO BB IBB HBP BLK WP HR S P ERA WHIP	IP WLS BF H R ER SO BB IBB HBP BLK WP HR S P ERA WHIP	IP WLS BF H R ER SO BB IBB HBP BLK WP HR S P ERA WHIP	IP WLS BF H R ER SO BB IBB HBP BLK WP HR S P ERA WHIP	IP WLS BF H R ER SO BB IBB HBP BLK WP HR S P ERA WHIP	IP WLS BF H R ER SO BB IBB HBP BLK WP HR S P ERA WHIP	IP WLS BF H R ER SO BB IBB HBP BLK WP HR S P ERA WHIP	IP WLS BF H R ER SO BB IBB HBP BLK WP HR S P ERA WHIP	IP WLS BF H R ER SO BB IBB HBP BLK WP HR S P ERA WHIP	IP WLS BF H R ER SO BB IBB HBP BLK WP HR S P ERA WHIP	IP WLS BF H R ER SO BB IBB HBP BLK WP HR S P ERA WHIP	IP WLS BF H R ER SO BB IBB HBP BLK WP HR S P ERA WHIP	IP WLS BF H R ER SO BB IBB HBP BLK WP HR S P ERA WHIP	IP WLS BF H R ER SO BB IBB HBP BLK WP HR S P ERA WHIP	IP WLS BF H R ER SO BB IBB HBP BLK WP HR S P ERA WHIP	IP WLS BF H R ER SO BB IBB HBP BLK WP HR S P ERA WHIP	IP WLS BF H R ER SO BB IBB HBP BLK WP HR S P ERA WHIP

AB	38
R	10
H	15
RBI	9
BB	6
SO	5
LOB	19



Batter	1	2	3	4	5	6	7	8	9	10	11	12	AB	R	H	RBI	BB	SO	LOB	TOP		
Alan Wiggins, S OBP: 0.340, SLG: 0.322 (1.4)	6-3	E1		K			4-3		FC6-4 IBB		6-3	6-3	6	0	0	0	0	1	5			
Tony Gwynn, L OBP: 0.414, SLG: 0.454 (1.9)	FC6-4 1B	F8			4-3		4-3		FC6-4 IBB		6-3	6-3	5	0	1	0	1	0	2			
Steve Garvey, R OBP: 0.301, SLG: 0.377 (1.3)	FC6-4 1B				P3				FC1-6 1B		G6-4-3	F9	6	0	3	0	0	0	3			
Kevin McReynolds, R OBP: 0.197, SLG: 0.483 (1.8)	FC6-4			K					FC1-6 E		K		5	0	0	0	0	3	4			
Terry Kennedy, L OBP: 0.278, SLG: 0.338 (1.2)	K			G3-6-3			P6		E9 1B		4-3		5	0	1	0	0	1	3			
Carmelo Martinez, R OBP: 0.334, SLG: 0.400 (1.7)							P6		P4			6-3	4	1	1	1	1	0	0			
Tim Flannery, L OBP: 0.346, SLG: 0.404 (1.5)		F8					4-3		G4-6-3 IBB			3-1	5	0	1	0	0	0	3			
Garry Templeton, S OBP: 0.315, SLG: 0.328 (1.8)		4-3							4-3 1B			K	5	0	2	0	0	1	1			
Tim Lollar, L OBP: 0.290, SLG: 0.371 (1.1)							4-3		4-3 1B			K	3	1	2	0	0	0	1			
Rich Gossage, R OBP: 0.238, SLG: 0.200 (8.1)									FC6-4 1B			K	2	0	1	0	0	1	0			
Inning Stats	R: 0 E: 0 K: 1 S: 7	H: 2 LOB: 2 BB: 0 P: 7	R: 2 E: 1 K: 0 S: 6	H: 2 LOB: 1 BB: 0 P: 6	R: 0 E: 0 K: 1 S: 5	H: 1 LOB: 0 BB: 0 P: 5	R: 0 E: 0 K: 1 S: 5	H: 0 LOB: 0 BB: 0 P: 3	R: 0 E: 0 K: 0 S: 4	H: 1 LOB: 1 BB: 0 P: 4	R: 0 E: 1 K: 0 S: 4	H: 2 LOB: 2 BB: 1 P: 8	R: 0 E: 0 K: 1 S: 5	H: 0 LOB: 0 BB: 0 P: 5	R: 0 E: 0 K: 2 S: 7	H: 0 LOB: 0 BB: 0 P: 7	R: 0 E: 0 K: 0 S: 3	H: 0 LOB: 0 BB: 0 P: 3	1B: 11 2B: 0 3B: 0 HR: 1	SF: 0 SAC: 0 DP: 3 HBP: 0	WP: 1 PB: 0 SB: 0 CS: 0	PA: 48
PITCHER	IP WLS BF H R ER SO BB IBB HBP BLK WP HR S P ERA WHIP	IP WLS BF H R ER SO BB IBB HBP BLK WP HR S P ERA WHIP																			IP WLS BF H R ER SO BB IBB HBP BLK WP HR S P ERA WHIP	
Walt Terrell, R ERA: 3.24 (1.1)	8.0	34	10	2	1	4	0	0	0	0	0	0	1	1	41	45	1.12	1.250				
Doug Sisk, R ERA: 2.04 (9.1)	2.0	8	2	0	0	1	0	1	0	0	0	0	0	9	13	0.00	1.000					
Brent Galf, R ERA: 3.23 (11.1)	2.0	W 6	0	0	0	2	0	0	0	0	0	0	0	10	10	0.00	0.000					

San Diego Padres @ New York Mets
Shea Stadium, Flushing, NY
Sun Sep 02 1984, 3:33 AM EDT
Att. 36,915 - Unknown


AB 46
R 2
H 12
RBI 1
BB 2
SO 7
LOB 22



Batter	1	2	3	4	5	6	7	8	9	10	11	12	AB	R	H	RBI	BB	SO	LOB	BOTTOM		
Mookie Wilson, S OBP: 0.299, SLG: 0.388 (1.8)	6-3				K			K	F9				5	1	0	0	1	3	4			
Kevin Chapman, R Rusty Staub, L Doug Sisk, R Herm Winstingham, L Brent Galf, R Ron Hodges, L OBP: 0.238, SLG: 0.200 (12. PR)	HR 1B				P4			K					3	1	1	0	0	0	0			
Keith Hernandez, L OBP: 0.423, SLG: 0.453 (1.3)	HR 1B				4-3			FC4 IBB					3	1	1	2	3	1	0			
George Foster, R OBP: 0.309, SLG: 0.433 (1.7)	F9				1B			FC4					6	0	2	1	0	0	3			
Hubie Brooks, R OBP: 0.356, SLG: 0.438 (1.8)	4-3				1B			K					5	0	2	0	0	2	1			
Darryl Strawberry, L OBP: 0.344, SLG: 0.440 (1.9)					K			F8					5	0	1	0	0	2	3			
Ray Knight, R OBP: 0.274, SLG: 0.285 (1.5)					F9			F7					5	0	2	0	0	0	3			
Mike Fitzgerald, R OBP: 0.282, SLG: 0.296 (1.2)					G5-4-3			K					5	0	1	0	0	2	2			
Walt Terrell, L OBP: 0.193, SLG: 0.119 (1.1)					K			K					2	0	0	0	0	2	0			
Danny Heep, L OBP: 0.318, SLG: 0.318 (8. PH)													0	0	0	0	1	0	0			
Jose Oquendo, S OBP: 0.273, SLG: 0.237 (8. PR)													0	0	0	0	0	0	0			
Wally Backman, S OBP: 0.359, SLG: 0.342 (9.4)													1	0	0	0	1	0	0			
Inning Stats	R: 2 E: 0 K: 0 S: 5	H: 2 LOB: 0 BB: 0 P: 7	R: 0 E: 0 K: 0 S: 3	H: 1 LOB: 0 BB: 0 P: 3	R: 0 E: 0 K: 2 S: 7	H: 0 LOB: 0 BB: 0 P: 7	R: 0 E: 0 K: 3 S: 9	H: 0 LOB: 0 BB: 0 P: 9	R: 0 E: 0 K: 1 S: 5	H: 0 LOB: 2 BB: 2 P: 15	R: 0 E: 0 K: 1 S: 7	H: 3 LOB: 3 BB: 1 P: 11	R: 0 E: 0 K: 2 S: 7	H: 0 LOB: 0 BB: 0 P: 7	R: 0 E: 0 K: 1 S: 6	H: 1 LOB: 1 BB: 0 P: 6	R: 1 E: 0 K: 0 S: 3	H: 1 LOB: 2 BB: 2 P: 11	1B: 9 2B: 0 3B: 0 HR: 1	SF: 0 SAC: 0 DP: 1 HBP: 0	WP: 0 PB: 0 SB: 2 CS: 1	PA: 49
PITCHER	IP WLS BF H R ER SO BB IBB HBP BLK WP HR S P ERA WHIP	IP WLS BF H R ER SO BB IBB HBP BLK WP HR S P ERA WHIP																			IP WLS BF H R ER SO BB IBB HBP BLK WP HR S P ERA WHIP	
Tim Lollar, L ERA: 3.76 (1.1)	7.0	26	5	2	2	8	1	0	0	0	0	0	1	41	45	2.57	0.857					
Rich Gossage, R ERA: 2.9 (8.1)	4.2	L 23	5	1	1	6	3	2	0	0	0	0	0	30	50	1.93	1.714					

San Diego Padres @ New York Mets
Shea Stadium, Flushing, NY
Sun Sep 02 1984, 3:33 AM EDT
Att. 36,915 - Unknown

AB 43
R 3
H 10
RBI 3
BB 6
SO 14
LOB 19



Batter	1	2	3	4	5	6	7	8	9	AB	R	H	RBI	BB	SO	LOB	TOP		
Wally Backman, S (1.4) OBP: 0.354, SLG: 0.338										4	0	0	0	0	1	1	New York Mets @ St. Louis Cardinals Busch Stadium, St. Louis, MO Mon Sep 03 1984, 7:05 PM CDT Att: 18,347 - Unknown		
Mookie Wilson, S (1.8) OBP: 0.299, SLG: 0.391										4	1	1	0	0	0	0			
Keith Hernandez, L (1.3) OBP: 0.422, SLG: 0.454										3	1	1	1	0	0	0			
Darryl Strawberry, L (1.9) OBP: 0.343, SLG: 0.441										4	0	1	1	0	1	0			
George Foster, R (1.7) OBP: 0.309, SLG: 0.432										4	0	1	0	0	0	1			
Hubie Brooks, R (1.6) OBP: 0.355, SLG: 0.436										4	1	1	0	0	0	1			
Ray Knight, R (1.5) OBP: 0.271, SLG: 0.281										4	0	0	0	0	2	1			
Mike Fitzgerald, R (1.2) OBP: 0.286, SLG: 0.300										2	0	1	1	1	0	0			
Ron Darling, R (1.1) OBP: 0.177, SLG: 0.183 (7, PH)										2	0	0	0	0	0	2			
Herrn Winningham, L (7, PH) OBP: 0.375, SLG: 0.500										1	0	1	0	0	0	0			
Ed Lynch, R (7, 1) OBP: 0.222, SLG: 0.259										0	0	0	0	0	0	0			
Inning Stats	R: 1 E: 0 K: 1 S: 7	H: 2 LOB: 1 BB: 0 P: 7	R: 0 E: 0 K: 0 S: 3	H: 0 LOB: 1 BB: 1 P: 7	R: 1 E: 0 K: 0 S: 4	H: 1 LOB: 0 BB: 0 P: 4	R: 1 E: 0 K: 1 S: 7	H: 2 LOB: 1 BB: 0 P: 7	R: 0 E: 0 K: 0 S: 3	H: 0 LOB: 0 BB: 0 P: 3	R: 0 E: 0 K: 0 S: 4	H: 1 LOB: 1 BB: 0 P: 4	R: 0 E: 0 K: 1 S: 5	H: 0 LOB: 0 BB: 0 P: 5	R: 0 E: 0 K: 1 S: 5	H: 1 LOB: 0 BB: 0 P: 5	1B: 3 2B: 3 3B: 1 HR: 0	SF: 1 SAC: 0 DP: 1 HBP: 0	WP: 1 PA: 34 PB: 0 SB: 0 CS: 0
PITCHER	IP WLS BF H R ER SO BB IBB HBP BLK WP HR S P ERA WHIP																		
Joaquin Andujar, R (1.1) ERA: 3.17	5.1 W 22 5 3 3 2 1 0 0 0 1 0 25 29 5.06 1.125																		
Jeff Lahti, R (6, 1) ERA: 3.01	1.2 6 1 0 0 0 0 0 0 0 0 0 6 6 0.00 0.600																		
Bruce Sutter, R (8, 1) ERA: 1.33	2.0 S 6 1 0 0 2 0 0 0 0 0 0 10 10 0.00 0.500																		

Batter	1	2	3	4	5	6	7	8	9	AB	R	H	RBI	BB	SO	LOB	BOTTOM		
Willie McGee, S (1.8) OBP: 0.314, SLG: 0.389										5	2	1	0	0	3	3	New York Mets @ St. Louis Cardinals Busch Stadium, St. Louis, MO Mon Sep 03 1984, 7:05 PM CDT Att: 18,347 - Unknown		
Tom Herr, S (1.4) OBP: 0.321, SLG: 0.323										5	0	2	2	0	0	2			
Terry Pendleton, S (1.5) OBP: 0.346, SLG: 0.380										4	0	1	1	0	2	2			
George Hendrick, R (1.9) OBP: 0.319, SLG: 0.399										4	1	2	2	0	0	1			
Lonnie Smith, R (1.7) OBP: 0.361, SLG: 0.353										3	0	0	0	1	0	2			
Bruce Sutter, R (8, 1) ERA: 1.33										0	0	0	0	0	0	0			
Darrell Porter, L (1.2) OBP: 0.330, SLG: 0.364										4	1	2	0	0	1	2			
David Green, R (1.3) OBP: 0.304, SLG: 0.440										4	1	2	1	0	1	3			
Ozzie Smith, S (1.6) OBP: 0.337, SLG: 0.325										4	1	1	1	0	0	3			
Joaquin Andujar, S (1.1) OBP: 0.232, SLG: 0.219										0	1	0	0	2	0	0			
Jeff Lahti, R (6, 1) OBP: 0.200, SLG: 0.200										0	0	0	0	0	0	0			
Andy Van Slyke, L (8, 7) OBP: 0.346, SLG: 0.336										1	0	0	0	0	1	1			
Inning Stats	R: 0 E: 0 K: 1 S: 5	H: 1 LOB: 0 BB: 0 P: 5	R: 0 E: 0 K: 1 S: 7	H: 2 LOB: 2 BB: 0 P: 7	R: 3 E: 0 K: 1 S: 7	H: 1 LOB: 0 BB: 1 P: 11	R: 1 E: 0 K: 1 S: 6	H: 1 LOB: 1 BB: 1 P: 10	R: 0 E: 1 K: 0 S: 6	H: 0 LOB: 1 BB: 0 P: 6	R: 1 E: 0 K: 0 S: 5	H: 2 LOB: 1 BB: 0 P: 5	R: 0 E: 0 K: 2 S: 8	H: 1 LOB: 2 BB: 1 P: 12	R: 2 E: 0 K: 1 S: 8	H: 3 LOB: 1 BB: 0 P: 8	1B: 6 2B: 3 3B: 0 HR: 2	SF: 1 SAC: 1 DP: 0 HBP: 0	WP: 0 PA: 40 PB: 1 SB: 1 CS: 0
PITCHER	IP WLS BF H R ER SO BB IBB HBP BLK WP HR S P ERA WHIP																		
Ron Darling, R (1.1) ERA: 3.63	6.0 L 28 7 5 2 5 2 0 0 0 0 2 36 44 3.00 1.500																		
Ed Lynch, R (7, 1) ERA: 4.25	2.0 11 4 2 2 3 1 0 0 0 0 0 16 20 9.00 2.500																		

Batter	1	2	3	4	5	6	7	8	9	AB	R	H	RBI	BB	SO	LOB	TOP								
Jerry Martin, R OBP: 0.213, SLG: 0.273 Danny Heep, L OBP: 0.316, SLG: 0.315 (7, PH)	0-3 K		0-3 K		0-0 4-3		0-0 F7		0-0 WP SH1-4 E 1B	3	0	0	0	0	2	1									
Mookie Wilson, S OBP: 0.298, SLG: 0.390 (9, PH)										1	0	0	0	0	0	0									
Kevin Chapman, R OBP: 0.398, SLG: 0.383 Wally Backman, S OBP: 0.350, SLG: 0.334 (7, PH)	0-0 6-3		0-0 F3		0-0 5-3		0-3 K		0-0 SH1-4 1-2	3	0	0	0	0	0	1									
Keith Hernandez, L OBP: 0.423, SLG: 0.452 (1, 3)	0-0 P6			0-0 6-3		0-0 4-3 BB 1B	4-0 BB		0-3 K	4	1	1	0	1	1	1									
George Foster, R OBP: 0.308, SLG: 0.428 (1, 7)		0-3 K		0-0 F7 1B		0-0 P4	0-0 F9		0-0 E5 2H	5	0	1	0	0	1	2									
Hubie Brooks, R OBP: 0.354, SLG: 0.432 (1, 6)		0-0 F8		0-0 1B		4-0 4-3 E BB		0-0 5-3	0-0 F8	4	1	1	0	1	0	1									
Darryl Strawberry, L OBP: 0.365, SLG: 0.446 (1, 8)		0-0 E 2B 1B		0-0 F7		0-0 4-3 BB		4-0 S BB		3	1	1	0	1	0	4									
Ray Knight, R OBP: 0.268, SLG: 0.278 (1, 5)		0-0 E4 2B		0-3 K		0-0 E6 1B		0-0 F3		4	0	1	1	0	1	4									
Mike Fitzgerald, R OBP: 0.294, SLG: 0.308 (1, 2)		0-0 1H 2H 2B			0-0 SH3-1 1B	0-0 FC6-4 IBB		4-0 IBB		2	0	2	1	2	0	0									
Bruce Berenyi, R OBP: 0.163, SLG: 0.188 Doug Sisk, R OBP: 0.167, SLG: 0.091 (7, 1)			0-0 F7		0-0 SH3-1 1-2	0-0 FC6-4 1-2		0-3 K		2	0	0	0	0	0	2									
Inning Stats	R: 0 E: 0 K: 1 S: 5	H: 0 LOB: 0 BB: 0 P: 5	R: 1 E: 1 K: 1 S: 7	H: 2 LOB: 2 BB: 0 P: 7	R: 0 E: 0 K: 1 S: 5	H: 0 LOB: 0 BB: 0 P: 5	R: 0 E: 0 K: 1 S: 7	H: 2 LOB: 2 BB: 0 P: 7	R: 0 E: 0 K: 0 S: 4	H: 1 LOB: 1 BB: 0 P: 4	R: 2 E: 1 K: 0 S: 5	H: 2 LOB: 2 BB: 2 P: 13	R: 0 E: 0 K: 1 S: 5	H: 0 LOB: 1 BB: 1 P: 9	R: 0 E: 0 K: 1 S: 5	H: 0 LOB: 2 BB: 2 P: 13	R: 1 E: 1 K: 1 S: 7	H: 1 LOB: 1 BB: 0 P: 7	1B: 7 2B: 1 3B: 0 HR: 0	SF: 0 SAC: 2 DP: 0 HBP: 0	WP: 1 PB: 0 SB: 1 CS: 0	PA: 41			
PITCHER	IP	WLS	BF	H	R	ER	SO	BB	IBB	HBP	BLK	WP	HR	S	P	ERA	WHIP								
John Candelaria, L ERA: 2.49	5.0		20	5	1	0	4	0	0	0	0	0	0	28	28	0.00	1.000								
Lee Tunnell, R ERA: 4.73	3.0	L	16	2	2	1	2	3	2	0	0	0	0	15	35	3.00	1.667								
Rod Scurry, L ERA: 2.83	1.0		5	1	1	0	1	0	0	0	0	1	0	7	7	0.00	1.000								

New York Mets @ Pittsburgh Pirates
Three Rivers Stadium, Pittsburgh, PA
Wed Sep 05 1984, 7:05 PM EDT
Att: 3,569 - Unknown

AB 34
R 4
H 8
RBI 2
BB 5
SO 7
LOB 18

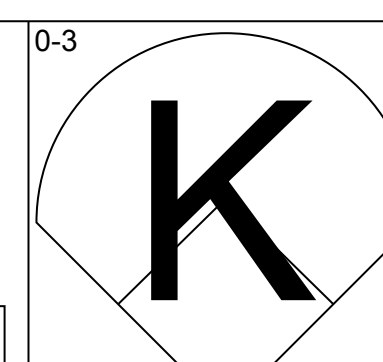
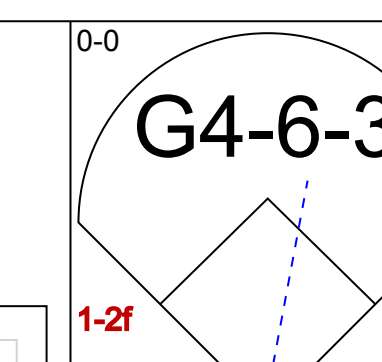
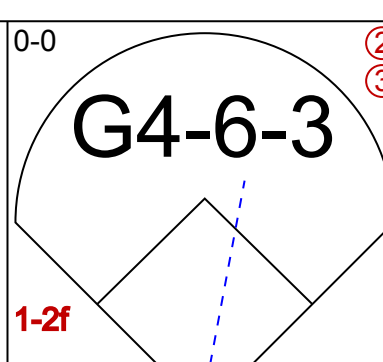
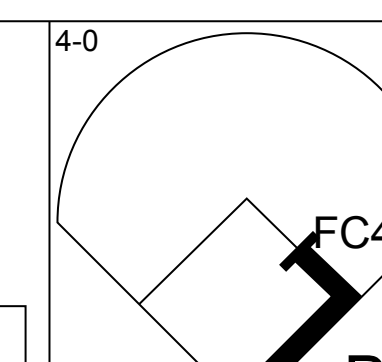
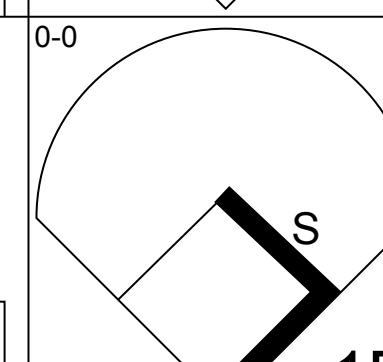
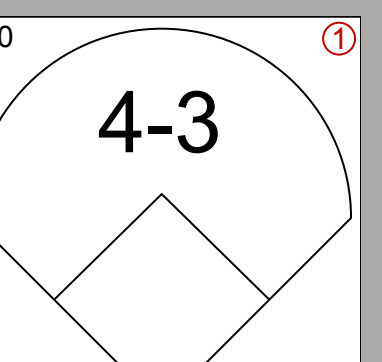
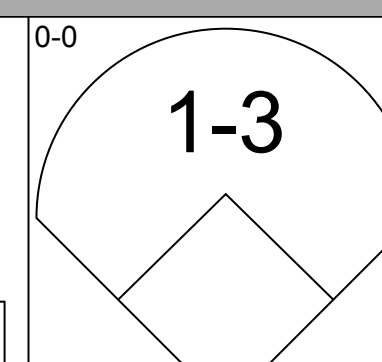
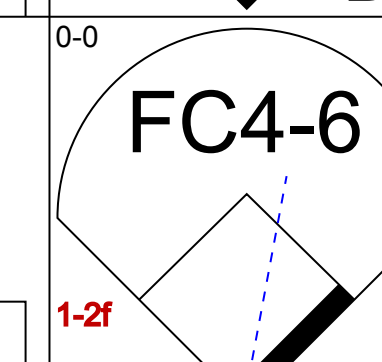
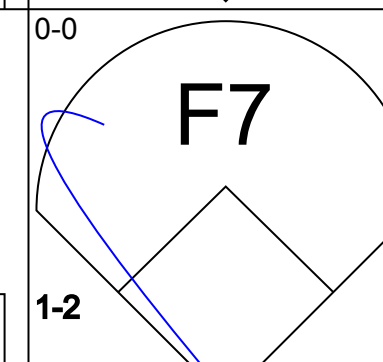
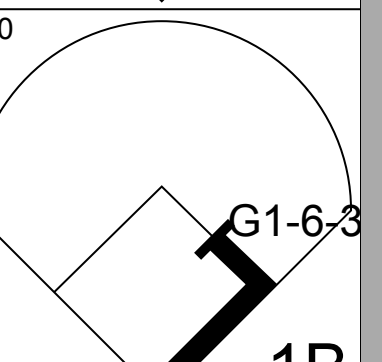
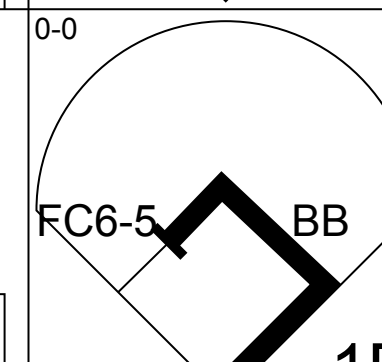
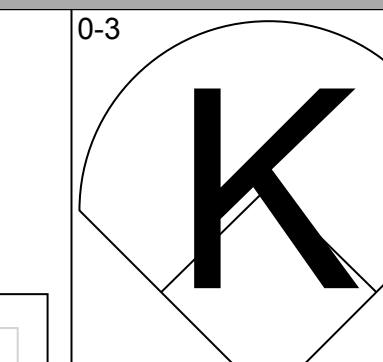
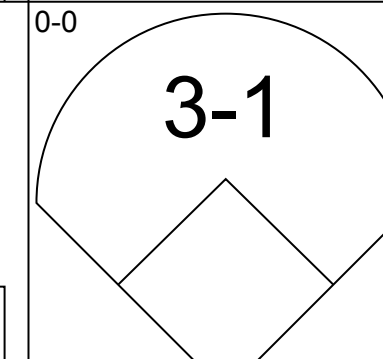
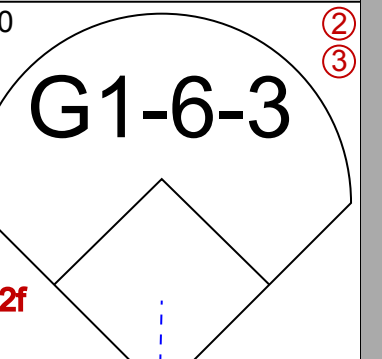
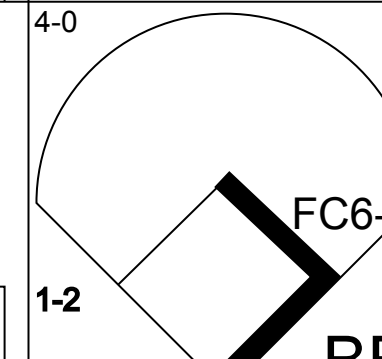
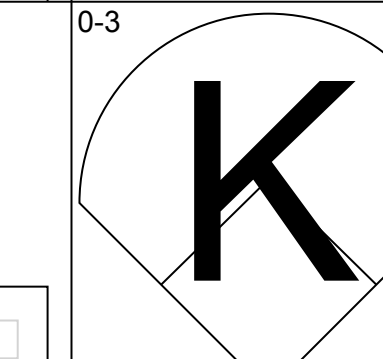
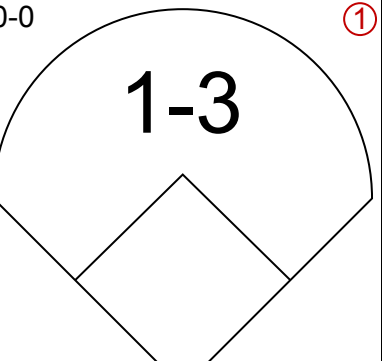
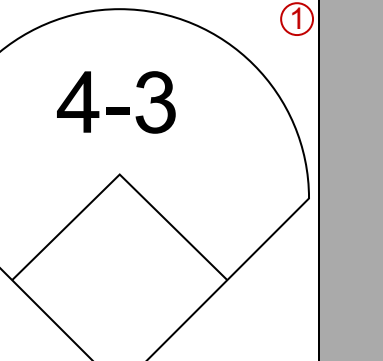

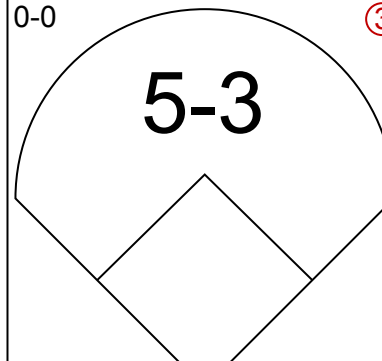
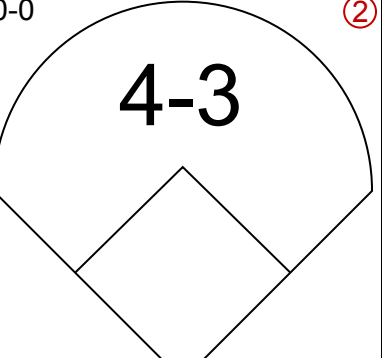
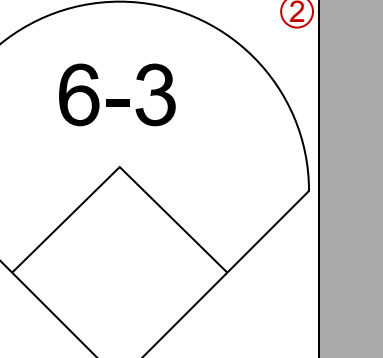
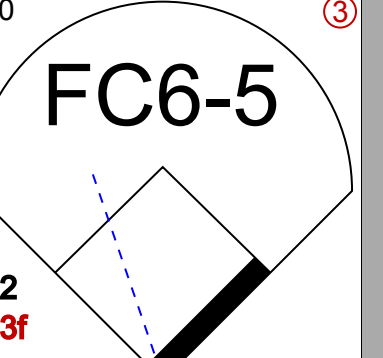
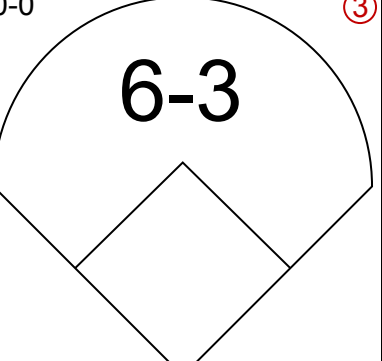

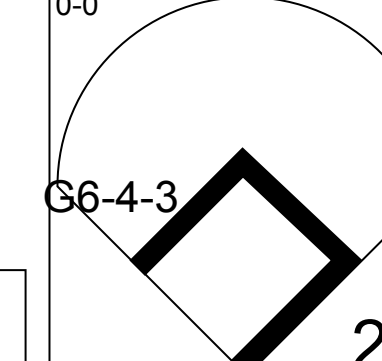
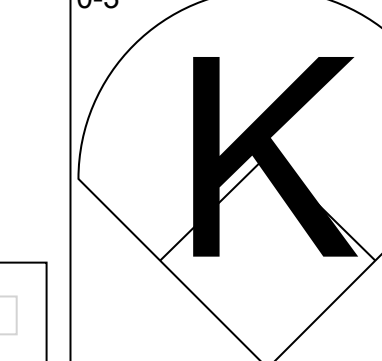
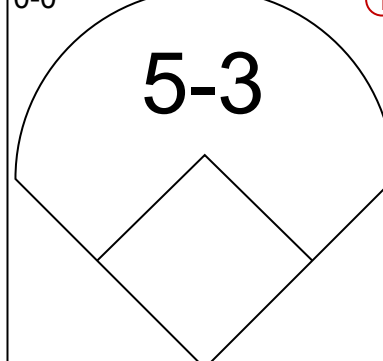
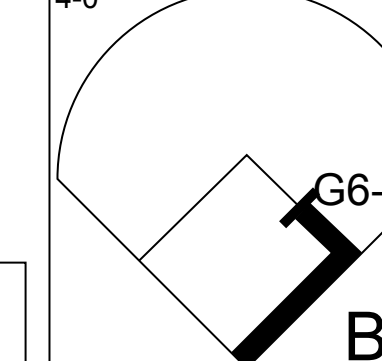
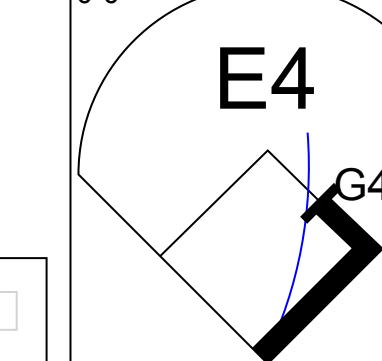
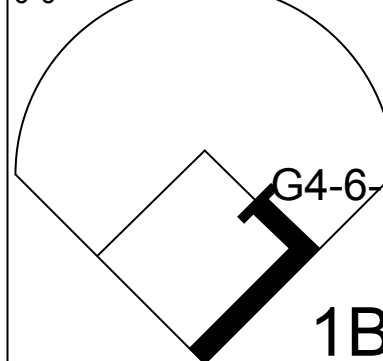
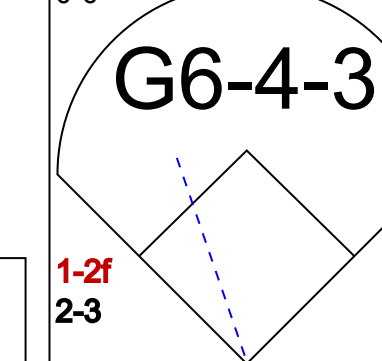


Batter	1	2	3	4	5	6	7	8	9	AB	R	H	RBI	BB	SO	LOB	BOTTOM								
Marvell Wynne, L OBP: 0.311, SLG: 0.332 (1, 8)	0-0 6-3 3B		0-0 3-1		0-0 5-3			0-0 6-3		4	1	1	0	0	0	2									
Lee Lacy, R OBP: 0.350, SLG: 0.438 (1, 9)	0-0 6-3		0-0 G6-3 1B			4-0 G1-6-3 BB		0-0 1-3		3	0	1	1	1	0	1									
Johnny Ray, S OBP: 0.354, SLG: 0.399 (1, 4)	0-0 4-3 2B		0-0 G6-3 1-2			0-0 G1-6-3 1-2		0-0 5-3		4	0	1	0	0	0	2									
Jason Thompson, L OBP: 0.348, SLG: 0.386 (1, 3)	0-0 4-3			0-0 G5-4-3 1B		0-0 F7		0-0 G3		4	0	1	0	0	0	1									
Tony Peña, R OBP: 0.340, SLG: 0.435 (1, 2)	0-0 1-3			0-0 P4			4-0 CS BB		0-0 5-3	3	0	0	0	1	0	2									
Jim Morrison, R OBP: 0.316, SLG: 0.429 (1, 5)		4-0 1B G4-3 BB		0-0 G5-4-3 1-2			0-3 K			2	1	0	0	1	1	2									
Brian Harper, R OBP: 0.284, SLG: 0.300 (1, 7)		0-0 G4-3 1B			0-0 SH1-3 1B		0-0 P4			3	0	2	0	0	0	1									
Ron Wotus, R OBP: 0.306, SLG: 0.333 (1, 6)		0-0 G4-3			0-0 SH1-3			0-0 6-3 SH3-4 1B		2	0	1	0	0	0	1									
John Candelaria, L OBP: 0.190, SLG: 0.220 Doug Frobel, L OBP: 0.261, SLG: 0.392 Lee Tunnell, R OBP: 0.100, SLG: 0.100 Joe Orsulak, L OBP: 0.167, SLG: 0.130 Rod Scurry, L (9, 1)		0-3 K			0-3 K			0-0 SH3-4		1	0	0	0	0	1	0									
Inning Stats	R: 1 E: 0 K: 0 S: 5	H: 2 LOB: 1 BB: 0 P: 5	R: 1 E: 0 K: 1 S: 5	H: 1 LOB: 0 BB: 0 P: 9	R: 0 E: 0 K: 0 S: 3	H: 1 LOB: 0 BB: 0 P: 3	R: 0 E: 0 K: 0 S: 3	H: 1 LOB: 0 BB: 0 P: 3	R: 0 E: 0 K: 1 S: 6	H: 1 LOB: 1 BB: 0 P: 6	R: 0 E: 0 K: 0 S: 2	H: 0 LOB: 0 BB: 1 P: 6	R: 0 E: 0 K: 1 S: 4	H: 0 LOB: 0 BB: 1 P: 8	R: 0 E: 0 K: 0 S: 4	H: 1 LOB: 1 BB: 0 P: 4	R: 0 E: 0 K: 0 S: 3	H: 0 LOB: 0 BB: 0 P: 3	1B: 5 2B: 1 3B: 1 HR: 0	SF: 0 SAC: 2 DP: 4 HBP: 0	WP: 0 PB: 0 SB: 0 CS: 1	PA: 32			
PITCHER	IP	WLS	BF	H	R	ER	SO	BB	IBB	HBP	BLK	WP	HR	S	P	ERA	WHIP								
Bruce Berenyi, R ERA: 4.62	6.0		22	6	2	2	2	2	0	0	0	0	0	24	32	3.00	1.333								
Doug Sisk, R ERA: 1.95	3.0	S	10	1	0	0	1	1	0	0	0	0	0	11	15	0.00	0.667								

New York Mets @ Pittsburgh Pirates
Three Rivers Stadium, Pittsburgh, PA
Wed Sep 05 1984, 7:05 PM EDT
Att: 3,569 - Unknown

AB 27
R 2
H 7
RBI 1
BB 3
SO 3
LOB 13

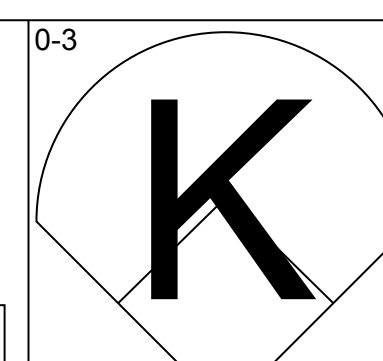
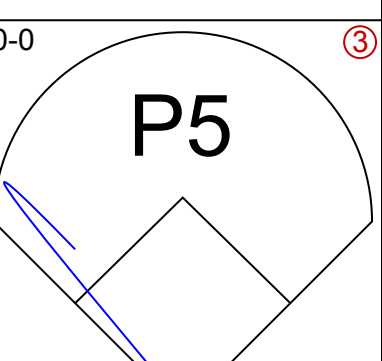
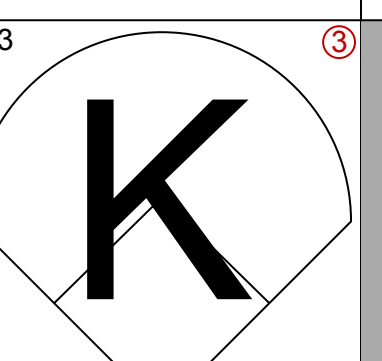
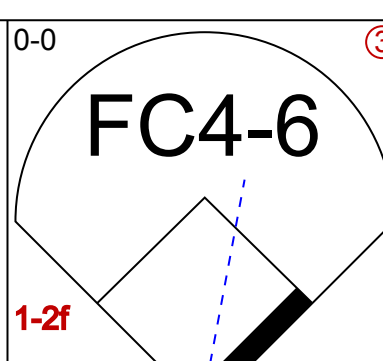
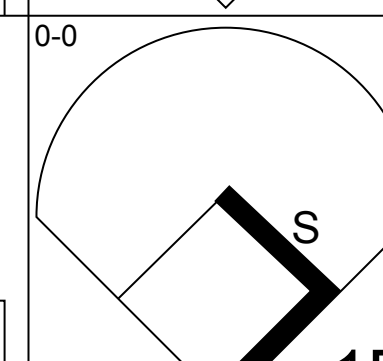
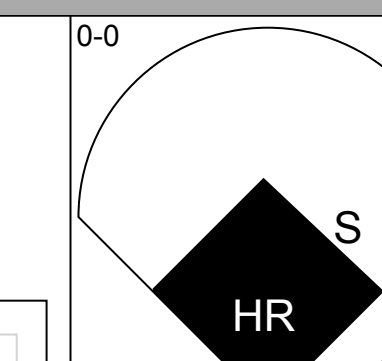
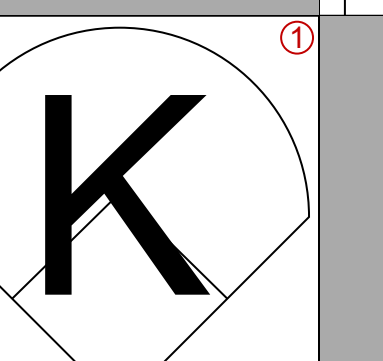
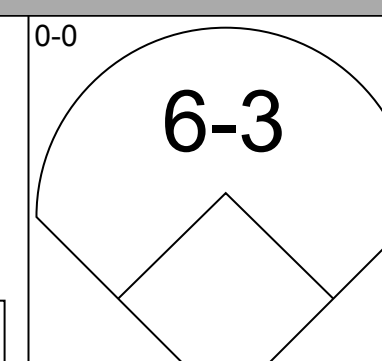
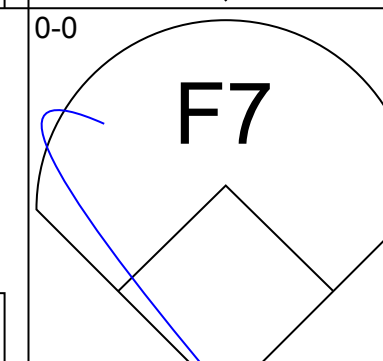
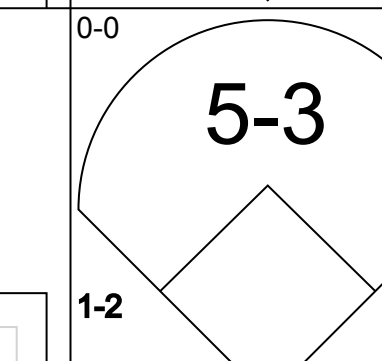
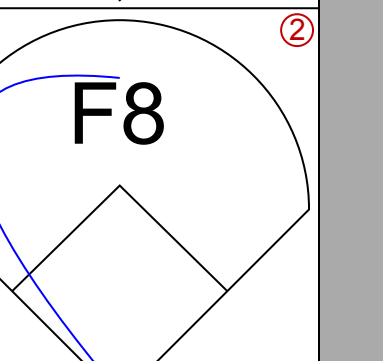
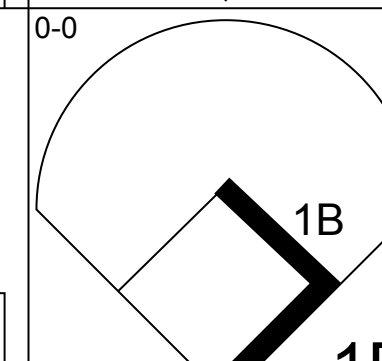
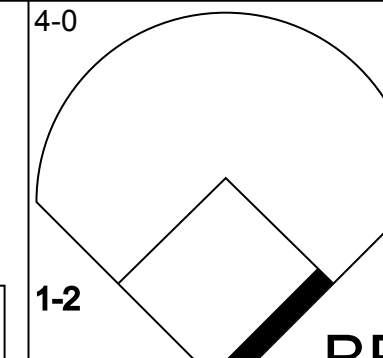
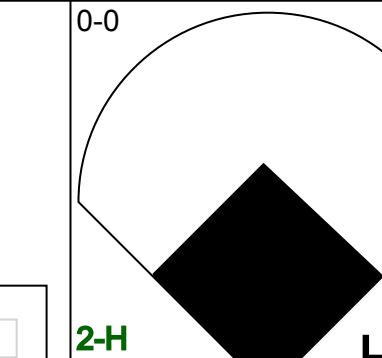
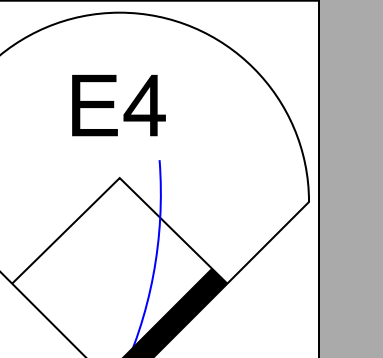
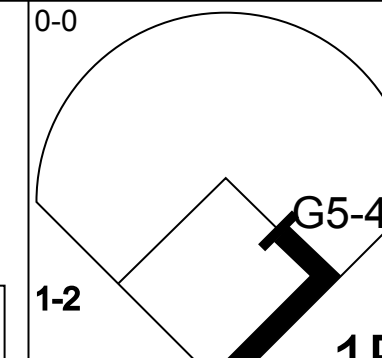
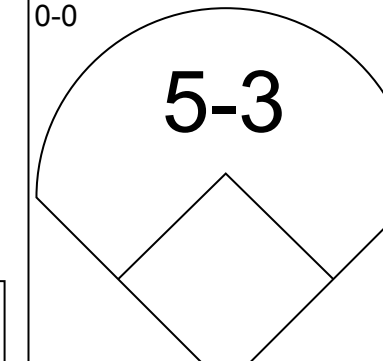
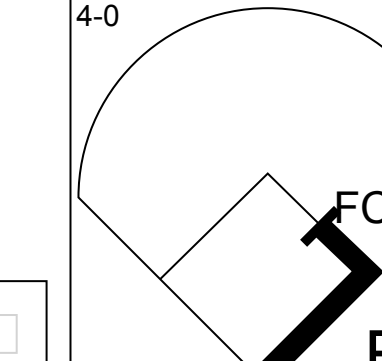
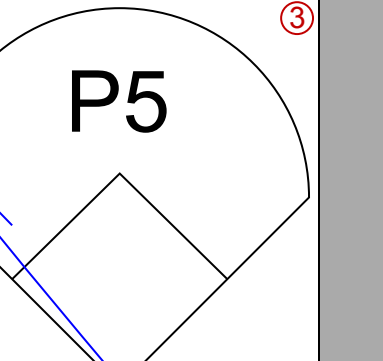
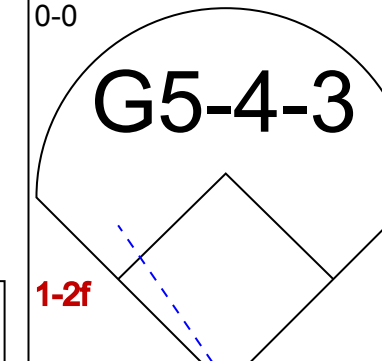
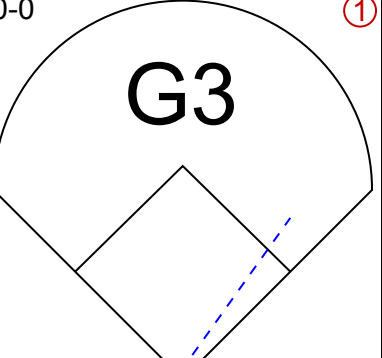
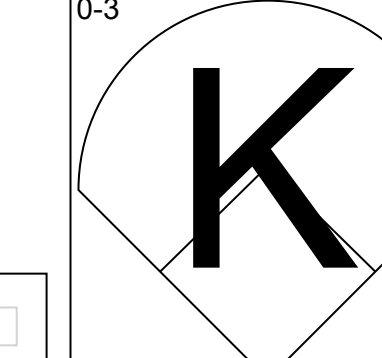
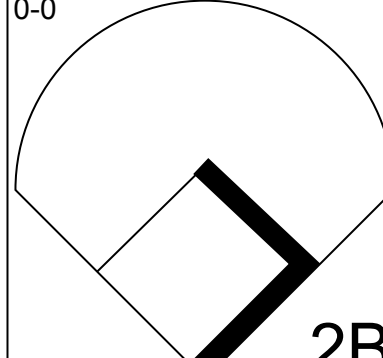
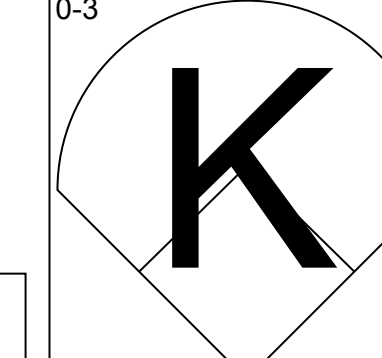
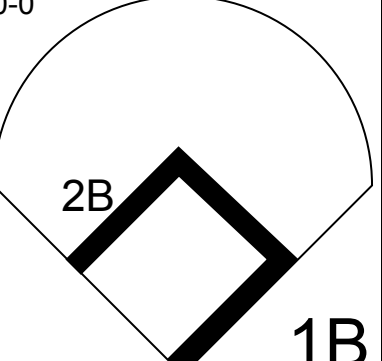
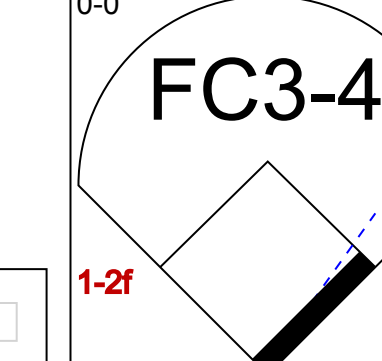
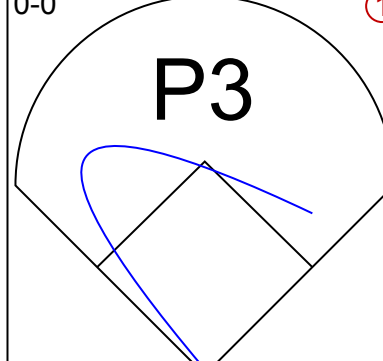
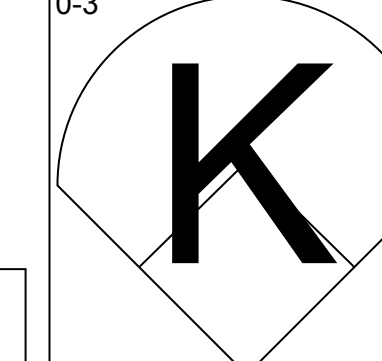
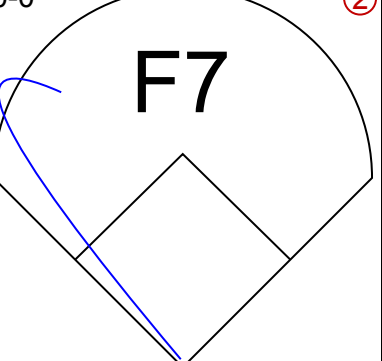
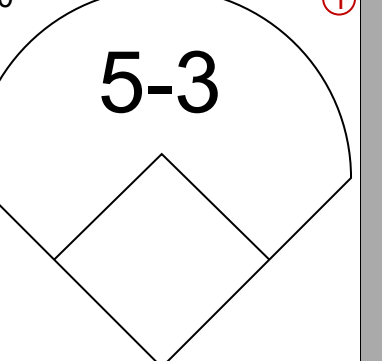
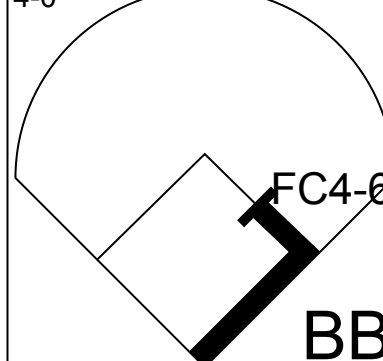
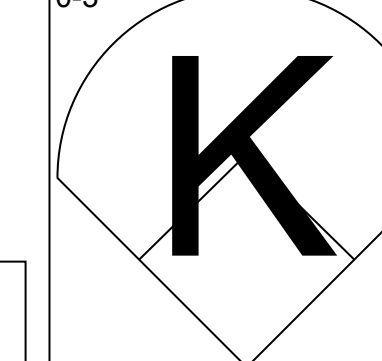


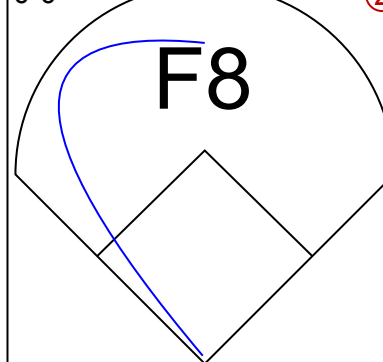


Batter	1	2	3	4	5	6	7	8	9	AB	R	H	RBI	BB	SO	LOB	TOP					
Wally Backman, S OBP: 0.350, SLG: 0.332 (1, 4)										3	0	0	0	1	1	2						
Mookie Wilson, S OBP: 0.298, SLG: 0.389 (1, 8)										4	0	1	0	0	0	2						
Keith Hernandez, L OBP: 0.423, SLG: 0.453 (1, 3)										4	0	2	0	0	1	1						
Darryl Strawberry, L OBP: 0.345, SLG: 0.443 (1, 9)										3	0	0	0	1	1	2						
Hubie Brooks, R OBP: 0.352, SLG: 0.428 (1, 6)											4	0	0	0	0	1	2					
Danny Heep, L OBP: 0.311, SLG: 0.310 (1, 7)											3	0	0	0	0	2						
Ray Knight, R OBP: 0.269, SLG: 0.282 (1, 5)										3	0	1	0	0	1	0						
Mike Fitzgerald, R OBP: 0.295, SLG: 0.306 (1, 2)										2	0	0	0	1	1	0						
Calvin Schiraldi, R Ron Hodges, L Ed Lynch, R Rusty Strickland, L Kelvin Chapman, R Jesse Orsocco, R (1, 1) (5, PH) (6, 1) (6, PH) (8, PH) (8, 1)										1	0	0	0	0	0	0						
Inning Stats	R: 0 E: 0 K: 1 S: 6	H: 1 LOB: 1 BB: 0 P: 6	R: 0 E: 0 K: 0 S: 3	H: 0 LOB: 0 BB: 0 P: 3	R: 0 E: 0 K: 1 S: 5	H: 0 LOB: 0 BB: 0 P: 5	R: 0 E: 0 K: 0 S: 3	H: 1 LOB: 0 BB: 0 P: 3	R: 0 E: 0 K: 1 S: 5	H: 0 LOB: 0 BB: 0 P: 5	R: 0 E: 0 K: 0 S: 3	H: 1 LOB: 2 BB: 1 P: 10	R: 0 E: 0 K: 2 S: 6	H: 1 LOB: 2 BB: 2 P: 11	R: 0 E: 0 K: 1 S: 7	H: 0 LOB: 0 BB: 0 P: 7	1B: 4 2B: 1 3B: 0 HR: 0	SF: 0 SAC: 0 DP: 4 HBP: 0	WP: 0 PB: 0 SB: 1 CS: 0	PA: 32		
PITCHER	IP WLS BF H R ER SO BB IBB HBP BLK WP HR S P ERA WHIP																					
Rick Rhoden, R ERA: 2.89 Rod Scurry, L ERA: 2.68	(1, 1) (8, 1)	7.0 S	26 6	5 0	0 0	0 0	4 2	2 1	0 0	0 0	0 0	0 0	0 0	32 9	40 13	0.00 0.500						

New York Mets @ Pittsburgh Pirates
Three Rivers Stadium, Pittsburgh, PA
Thu Sep 06 1984, 7:05 PM EDT
Att: 3,529 - Unknown

AB 29
R 0
H 5
RBI 0
BB 3
SO 6
LOB 13



Batter	1	2	3	4	5	6	7	8	9	AB	R	H	RBI	BB	SO	LOB	BOTTOM				
Marvell Wynne, L OBP: 0.308, SLG: 0.330 (1, 8)										4	0	0	0	0	2	4					
Lee Lacy, R OBP: 0.351, SLG: 0.439 (1, 9)										4	1	2	0	0	1	0					
Johnny Ray, S OBP: 0.353, SLG: 0.398 (1, 4)										4	0	1	0	0	0	2					
Jason Thompson, L OBP: 0.351, SLG: 0.394 (1, 3)										3	1	2	2	1	0	0					
Jim Morrison, R OBP: 0.315, SLG: 0.423 (1, 5)										3	0	0	0	1	0	5					
Milt May, L OBP: 0.294, SLG: 0.280 (1, 2)										4	0	1	0	0	2	1					
Brian Harper, R ERA: 6.48 Joe Orsulak, L OBP: 0.160, SLG: 0.125 (7, 7)										3	0	1	0	0	0	2	AB 32 R 2 H 8 RBI 2 BB 3 SO 8 LOB 17				
Denny Gonzalez, R OBP: 0.196, SLG: 0.173 (1, 6)										3	0	0	0	1	1	1					
Rick Rhoden, R OBP: 0.329, SLG: 0.408 Rod Scurry, L (8, 1)										3	0	1	0	0	1	2					
Inning Stats	R: 0 E: 0 K: 1 S: 6	H: 1 LOB: 2 BB: 1 P: 10	R: 0 E: 0 K: 0 S: 5	H: 2 LOB: 2 BB: 0 P: 5	R: 2 E: 0 K: 1 S: 7	H: 2 LOB: 1 BB: 1 P: 11	R: 0 E: 0 K: 2 S: 7	H: 0 LOB: 0 BB: 0 P: 7	R: 0 E: 0 K: 1 S: 6	H: 0 LOB: 1 BB: 0 P: 6	R: 0 E: 0 K: 0 S: 4	H: 1 LOB: 1 BB: 1 P: 8	R: 0 E: 0 K: 0 S: 4	H: 2 LOB: 1 BB: 0 P: 4	R: 0 E: 0 K: 3 S: 9	H: 0 LOB: 0 BB: 0 P: 9	1B: 5 2B: 2 3B: 0 HR: 1	SF: 0 SAC: 0 DP: 1 HBP: 0	WP: 0 PB: 0 SB: 2 CS: 0	PA: 35	
PITCHER	IP WLS BF H R ER SO BB IBB HBP BLK WP HR S P ERA WHIP																				
Calvin Schiraldi, R Ed Lynch, R Jesse Orsocco, L (1, 1) (6, 1) (8, 1)	5.0 2.0 1.0	L 9 3	23 3 0	5 0 0	0 0 0	0 0 3	2 1 0	0 0 0	0 0 0	0 0 0	0 0 0	0 8 9	1 12 9	3.60 0.00 0.000							

New York Mets @ Pittsburgh Pirates
Three Rivers Stadium, Pittsburgh, PA
Thu Sep 06 1984, 7:05 PM EDT
Att: 3,529 - Unknown

AB 32
R 2
H 8
RBI 2
BB 3
SO 8
LOB 17



Batter	1	2	3	4	5	6	7	8	9	AB	R	H	RBI	BB	SO	LOB	TOP						
Bob Dernier, R (1,8) OBP: 0.357, SLG: 0.364	4-0 BB		0-3 K			0-0 F8		0-0 F8		3	0	0	0	1	1	1							
23 Ryne Sandberg, R (1,4) OBP: 0.371, SLG: 0.531	0-3 K			0-3 K		0-0 4-3			4-0 BB	3	0	0	0	0	2	1							
Rick Reuschel, R (6,1) OBP: 0.281, SLG: 0.345										0	0	0	0	0	0	0							
Davey Lopes, R (9,PH) OBP: 0.349, SLG: 0.436	1-2 K									0	0	0	0	1	0	0							
Gary Matthews, R (1,7) OBP: 0.404, SLG: 0.415										2	0	0	0	1	1	1							
Henry Cotto, R (7,7) OBP: 0.336, SLG: 0.324	0-3 K					0-0 F8			0-3 K	1	0	0	0	0	1	1							
Leon Durham, L (1,3) OBP: 0.377, SLG: 0.512	0-0 6-3					0-0 G3			0-0 F8	4	0	0	0	0	0	3							
Keith Moreland, R (1,9) OBP: 0.337, SLG: 0.440			0-3 K						0-0 F7	3	0	1	0	0	1	1							
Tom Verzyer, R (7,5) OBP: 0.273, SLG: 0.217									0-0 6-3	1	0	0	0	0	0	1							
Ron Cey, R (1,5) OBP: 0.322, SLG: 0.452			0-3 K			0-0 1B				2	0	0	0	0	1	1							
Thad Bosley, L (7,PH) OBP: 0.382, SLG: 0.429						0-0 F9			0-3 K	1	0	0	0	0	1	1							
Jody Davis, R (1,2) OBP: 0.316, SLG: 0.429			0-0 F9							2	0	0	0	0	1	1							
Ron Hassey, L (7,2) OBP: 0.306, SLG: 0.282						0-3 K			0-0 F8	1	0	0	0	0	0	0							
Larry Bowa, S (1,6) OBP: 0.260, SLG: 0.263						0-0 F5				2	0	0	0	1	0	1							
Gary Woods, R (8,4) OBP: 0.337, SLG: 0.420									4-0 BB	0	0	0	0	0	0	0							
Dick Ruthven, R (1,1) OBP: 0.195, SLG: 0.250			0-3 K							1	0	0	0	0	1	0							
Warren Brusstar, R (3,1) OBP: 0.429, SLG: 0.200									0-3 K	0	0	0	0	0	0	0							
Dan Rohr, L (6,PH) OBP: 0.105, SLG: 0.278										2	0	0	0	0	1	1							
Inning Stats	R: 0 E: 0 K: 2 S: 7	H: 0 LOB: 1 BB: 1 P: 11	R: 0 E: 0 K: 2 S: 7	H: 0 LOB: 0 BB: 0 P: 7	R: 0 E: 0 K: 2 S: 7	H: 0 LOB: 0 BB: 0 P: 7	R: 0 E: 0 K: 1 S: 5	H: 0 LOB: 0 BB: 0 P: 5	R: 0 E: 0 K: 1 S: 6	H: 1 LOB: 1 BB: 0 P: 6	R: 0 E: 0 K: 0 S: 3	H: 0 LOB: 0 BB: 0 P: 3	R: 0 E: 0 K: 1 S: 5	H: 0 LOB: 1 BB: 1 P: 9	R: 0 E: 0 K: 1 S: 5	H: 0 LOB: 1 BB: 1 P: 9	R: 0 E: 0 K: 1 S: 5	H: 0 LOB: 1 BB: 1 P: 9	1B: 1 2B: 0 3B: 0 HR: 0	SF: 0 SAC: 0 DP: 0 HBP: 0	WP: 0 PB: 0 SB: 1 CS: 0	PA: 32	
PITCHER Dwight Gooden, R (1,1) ERA: 2.84	IP: 9.0 WLS: W BF: 32 H: 1 R: 0 ER: 0 SO: 11 BB: 4 IBB: 0 HBP: 0 BLK: 0 WP: 0 HR: 0 S: 50 P: 66 ERA: 0.00 WHIP: 0.556											PITCHER	IP: 9.0 WLS: W BF: 32 H: 1 R: 0 ER: 0 SO: 11 BB: 4 IBB: 0 HBP: 0 BLK: 0 WP: 0 HR: 0 S: 50 P: 66 ERA: 0.00 WHIP: 0.556										

Chicago Cubs @ New York Mets
Shea Stadium, Flushing, NY
Fri Sep 07 1984, 7:05 PM EDT
Att: 46,301 - Unknown

AB	28
R	0
H	1
RBI	0
BB	4
SO	11
LOB	14



Batter	1	2	3	4	5	6	7	8	9	AB	R	H	RBI	BB	SO	LOB	BOTTOM						
Wally Backman, S (1,4) OBP: 0.354, SLG: 0.337	0-0 SF9 3B		4-0 2B E BB	4-0 1B BB		4-0 1B BB	0-3 K			2	3	1	0	3	1	1							
Mookie Wilson, S (1,8) OBP: 0.299, SLG: 0.392	0-0 SF9		0-0 E4 HR 2B	1-2 1B		0-0 4-3 BB	0-0 F7			4	1	2	3	0	0	2							
Keith Hernandez, L (1,3) OBP: 0.422, SLG: 0.450	0-0 F8		0-0 F9	0-0 FC3-2-5-1-6 1B		0-0 HR 1B		0-0 F8		5	1	1	1	0	0	3							
Darryl Strawberry, L (1,9) OBP: 0.349, SLG: 0.453	0-0 F8		4-0 HR IBB	4-0 IBB		0-0 HR 1B		0-0 1B 2B		3	2	2	2	2	0	0							
George Foster, R (1,7) OBP: 0.309, SLG: 0.433		0-3 K	0-0 HR	0-0 F7		4-0 1B BB		0-3 K		3	1	1	3	1	1	3							
Danny Heep, L (8,7) OBP: 0.310, SLG: 0.308			1-1 2-H HR			0-0 1B BB		0-0 K		1	0	0	0	0	1	1							
Hubie Brooks, R (1,6) OBP: 0.352, SLG: 0.427		0-0 5-3	4-0 BB			0-0 1B		0-0 1B		2	0	0	0	1	0	0							
José Oquendo, S (6,PH) OBP: 0.280, SLG: 0.245						1-2 1B		0-0 1B		2	0	2	0	0	0	0							
Ray Knight, R (1,5) OBP: 0.265, SLG: 0.278	0-3 K		0-0 F8			0-0 F8				4	0	0	0	0	1	3							
Mike Fitzgerald, R (1,2) OBP: 0.294, SLG: 0.305			0-0 SH3 2B 1B	0-0 5-3	0-3 K			0-0 F9		4	1	1	0	0	1	0							
Dwight Gooden, R (1,1) OBP: 0.169, SLG: 0.161			0-0 SH3	0-0 1B BB 1B		0-0 F9				3	1	2	0	0	0	0							
Inning Stats	R: 1 E: 0 K: 0 S: 4	H: 1 LOB: 0 BB: 0 P: 4	R: 0 E: 0 K: 2 S: 7	H: 0 LOB: 0 BB: 0 P: 7	R: 5 E: 1 K: 0 S: 6	H: 3 LOB: 1 BB: 3 P: 18	R: 1 E: 0 K: 0 S: 5	H: 2 LOB: 3 BB: 2 P: 13	R: 0 E: 0 K: 1 S: 5	H: 0 LOB: 0 BB: 0 P: 5	R: 3 E: 0 K: 0 S: 6	H: 3 LOB: 2 BB: 2 P: 14	R: 0 E: 0 K: 1 S: 6	H: 1 LOB: 1 BB: 0 P: 6	R: 0 E: 0 K: 1 S: 6	H: 2 LOB: 2 BB: 0 P: 6	1B: 7 2B: 2 3B: 1 HR: 2	SF: 1 SAC: 1 DP: 0 HBP: 0	WP: 0 PB: 0 SB: 0 CS: 0	PA: 42			
PITCHER Dick Ruthven, R (1,1) ERA: 5.04	IP: 2.2 WLS: L BF: 15 H: 4 R: 6 ER: 6 SO: 2 BB: 2 IBB: 0 HBP: 0 BLK: 0 WP: 0 HR: 1 S: 16 P: 28 ERA: 20.25 WHIP: 2.250											PITCHER Warren Brusstar, R (3,1) ERA: 3.48	IP: 2.1 WLS: L BF: 11 H: 2 R: 1 ER: 1 SO: 1 BB: 1 IBB: 0 HBP: 0 BLK: 0 WP: 0 HR: 0 S: 11 P: 19 ERA: 3.86 WHIP: 1.286										
PITCHER Rick Reuschel, R (6,1) ERA: 5.22	IP: 3.0 WLS: L BF: 16 H: 6 R: 3 ER: 3 SO: 2 BB: 2 IBB: 0 HBP: 0 BLK: 0 WP: 0 HR: 1 S: 18 P: 26 ERA: 9.00 WHIP: 2.667											PITCHER	IP: 3.0 WLS: L BF: 16 H: 6 R: 3 ER: 3 SO: 2 BB: 2 IBB: 0 HBP: 0 BLK: 0 WP: 0 HR: 1 S: 18 P: 26 ERA: 9.00 WHIP: 2.667										

Chicago Cubs @ New York Mets
Shea Stadium, Flushing, NY
Fri Sep 07 1984, 7:05 PM EDT
Att: 46,301 - Unknown

AB	33
R	10
H	12
RBI	9
BB	7
SO	5
LOB	13



Batter	1	2	3	4	5	6	7	8	9	AB	R	H	RBI	BB	SO	LOB	TOP																					
Bob Dernier, R (1, 8) OBP: 0.354, SLG: 0.365 Rick Reuschel, R (8, 1) OBP: 0.281, SLG: 0.345	5-3		K			6-3		23 WP 2B		4	0	1	0	0	1	1																						
23 Ryne Sandberg, R (1, 4) OBP: 0.372, SLG: 0.531	K				F3	2B		F9		4	0	1	0	0	1	1																						
Gary Matthews, R (1, 7) OBP: 0.411, SLG: 0.433	K				BB	BB				2	1	1	1	2	1	0																						
Leon Durham, L (1, 3) OBP: 0.372, SLG: 0.506		F5			F5	4-3				4	0	0	0	0	0	3																						
Keith Moreland, R (1, 9) OBP: 0.341, SLG: 0.445	2B				K			G4-6-3 1B		4	0	2	0	0	1	1																						
Ron Cey, R (1, 5) OBP: 0.320, SLG: 0.447	F8				K			P4		4	0	0	0	0	1	1																						
Jody Davis, R (1, 2) OBP: 0.315, SLG: 0.430					F3			G4-6-3 1-2		3	0	1	0	0	0	1																						
Larry Bowa, S (1, 6) OBP: 0.261, SLG: 0.261 Thad Bosley, L (8, PH) OBP: 0.375, SLG: 0.423 Tom Verzyer, R (8, 6) OBP: 0.273, SLG: 0.217			6-3		F8			K		2	0	0	0	0	0	1																						
Scott Sanderson, R (1, 1) OBP: 0.269, SLG: 0.128 Dan Rott, L (8, PH) OBP: 0.100, SLG: 0.280 George Frazier, R (8, 1) OBP: 0.286, SLG: 0.398 Warren Brusstar, R (8, 1) OBP: 0.286, SLG: 0.298 Davey Lopes, R (8, PH) OBP: 0.346, SLG: 0.435			K			K		F7		1	0	0	0	0	1	1																						
Inning Stats	R: 0 E: 0 K: 2 S: 7	H: 0 LOB: 0 BB: 0 P: 7	R: 0 E: 0 K: 0 S: 3	H: 1 LOB: 0 BB: 0 P: 3	R: 0 E: 0 K: 2 S: 8	H: 1 LOB: 1 BB: 0 P: 8	R: 0 E: 0 K: 1 S: 5	H: 0 LOB: 1 BB: 1 P: 9	R: 0 E: 0 K: 1 S: 5	H: 0 LOB: 0 BB: 0 P: 5	R: 0 E: 0 K: 0 S: 6	H: 1 LOB: 2 BB: 1 P: 10	R: 0 E: 0 K: 0 S: 3	H: 1 LOB: 0 BB: 0 P: 3	R: 0 E: 0 K: 1 S: 6	H: 1 LOB: 1 BB: 0 P: 6	R: 1 E: 0 K: 0 S: 4	H: 1 LOB: 0 BB: 0 P: 4	1B: 1 2B: 4 3B: 0 HR: 1	SF: 0 SAC: 0 DP: 1 HBP: 0	WP: 1 PB: 0 SB: 0 CS: 0	PA: 33																
PITCHER	IP	WLS	BF	H	R	ER	SO	BB	IBB	HBP	BLK	WP	HR	S	P	ERA	WHIP	PITCHER				IP	WLS	BF	H	R	ER	SO	BB	IBB	HBP	BLK	WP	HR	S	P	ERA	WHIP
Ron Darling, R (1, 1) ERA: 3.53 Jesse Orosco, L (9, 1) ERA: 2.27	8.0	W	30	6	1	1	8	2	0	0	0	1	1	44	52	1.12	1.000																					

Chicago Cubs @ New York Mets
Shea Stadium, Flushing, NY
Sun Sep 09 1984, 3:33 AM EDT
Att: 34,956 - Unknown

AB 31
R 1
H 6
RBI 1
BB 2
SO 8
LOB 10



Batter	1	2	3	4	5	6	7	8	9	AB	R	H	RBI	BB	SO	LOB	BOTTOM																					
Wally Backman, S (1, 4) OBP: 0.353, SLG: 0.336	K		K		P6		G3 1B			4	0	1	0	0	2	1																						
Mookie Wilson, S (1, 8) OBP: 0.296, SLG: 0.391	K		FC1-2			2B 3B	G3 1-2			4	1	1	0	0	1	2																						
Keith Hernandez, L (1, 3) OBP: 0.421, SLG: 0.451	3-1				FC3-6 1B	WP 1B 2B				4	1	3	1	0	0	0																						
Darryl Strawberry, L (1, 9) OBP: 0.346, SLG: 0.446		F5			FC3-6 1B 1-2	K 1B HR				3	1	0	0	1	1	2																						
George Foster, R (1, 7) OBP: 0.311, SLG: 0.433	K				1-3 1B	HR 1B	F8			4	1	2	1	0	1	2																						
Hubie Brooks, R (1, 6) OBP: 0.351, SLG: 0.433		2B			K	HR 1B		6-3		4	1	2	3	0	1	2																						
Ray Knight, R (1, 5) OBP: 0.260, SLG: 0.272	F7				4-3	F8		P6		4	0	0	0	0	0	3																						
Mike Fitzgerald, R (1, 2) OBP: 0.297, SLG: 0.311					6-3	5-3		6-3		4	0	1	0	0	0	0																						
Ron Darling, R (1, 1) OBP: 0.172, SLG: 0.177 Jesse Orosco, R (9, 1) OBP: 0.571, SLG: 0.250			SH5-4 FC1-2 2B		4-3	K				2	0	0	0	0	1	0																						
Inning Stats	R: 0 E: 0 K: 2 S: 7	H: 0 LOB: 0 BB: 0 P: 7	R: 0 E: 0 K: 1 S: 6	H: 1 LOB: 1 BB: 0 P: 6	R: 0 E: 0 K: 1 S: 6	H: 1 LOB: 1 BB: 0 P: 6	R: 0 E: 0 K: 1 S: 7	H: 2 LOB: 2 BB: 0 P: 7	R: 0 E: 0 K: 0 S: 3	H: 0 LOB: 0 BB: 0 P: 3	R: 5 E: 0 K: 2 S: 12	H: 4 LOB: 0 BB: 0 P: 12	R: 0 E: 0 K: 0 S: 4	H: 2 LOB: 1 BB: 1 P: 8	R: 0 E: 0 K: 0 S: 3	H: 0 LOB: 0 BB: 0 P: 3	1B: 5 2B: 3 3B: 1 HR: 1	SF: 0 SAC: 1 DP: 0 HBP: 0	WP: 1 PB: 0 SB: 0 CS: 0	PA: 35																		
PITCHER	IP	WLS	BF	H	R	ER	SO	BB	IBB	HBP	BLK	WP	HR	S	P	ERA	WHIP	PITCHER				IP	WLS	BF	H	R	ER	SO	BB	IBB	HBP	BLK	WP	HR	S	P	ERA	WHIP
Scott Sanderson, R (1, 1) ERA: 3.12 George Frazier, R (6, 1) ERA: 3.61 Warren Brusstar, R (6, 1) ERA: 3.51 Rick Reuschel, R (8, 1) ERA: 5.17	5.0	L	4	3	4	4	1	0	0	0	0	1	0	6	6	3.12	1.000																					

Chicago Cubs @ New York Mets
Shea Stadium, Flushing, NY
Sun Sep 09 1984, 3:33 AM EDT
Att: 34,956 - Unknown

AB 33
R 5
H 10
RBI 5
BB 1
SO 7
LOB 12



Batter	1	2	3	4	5	6	7	8	9	AB	R	H	RBI	BB	SO	LOB	TOP			
Willie McGee, S (1, 8) OBP: 0.318, SLG: 0.396	F7		F8		6-3		1-H 2-H			4	0	1	2	0	0	2	St. Louis Cardinals @ New York Mets Shea Stadium, Flushing, NY Mon Sep 10 1984, 7:05 PM EDT Att: 9,995 - Unknown livebaseballscores.com			
Tom Herr, S (1, 4) OBP: 0.325, SLG: 0.337	P4		F9		F7		2-3			4	0	0	0	0	0	3				
Terry Pendleton, S (1, 5) OBP: 0.355, SLG: 0.384	F9			E S SF7		F7		5-3		4	1	1	0	0	0	0				
David Green, R (1, 3) OBP: 0.297, SLG: 0.427		F9		F7		K		K		4	0	0	0	0	2	1				
Lonnie Smith, R (1, 7) OBP: 0.360, SLG: 0.355 Andy Van Slyke, L (8, 9) OBP: 0.345, SLG: 0.342		F7		S 1-3		F8		5-3		3	0	0	0	1	0	0				
Tito Landrum, R (1, 9) OBP: 0.317, SLG: 0.388				SF7					E3 CS	3	0	0	1	0	2	0				
Darrell Porter, L (1, 2) OBP: 0.338, SLG: 0.370			F8 BB	1B	1-3			4-3		3	1	2	0	1	0	1				
Ozzie Smith, S (1, 6) OBP: 0.337, SLG: 0.326					5-3			6-3		3	0	0	0	1	0	3				
Dave LaPoint, L (1, 1) OBP: 0.107, SLG: 0.075 Bruce Sutter, R (9, 1)			FC5-6 BB						F7	2	1	0	0	1	1	2				
				FC5-6						0	0	0	0	0	0	0				
Inning Stats	R: 0 E: 0 K: 0 S: 3	H: 0 LOB: 0 BB: 0 P: 3	R: 0 E: 0 K: 1 S: 5	H: 0 LOB: 0 BB: 0 P: 5	R: 0 E: 0 K: 0 S: 4	H: 1 LOB: 2 BB: 1 P: 8	R: 1 E: 0 K: 0 S: 4	H: 1 LOB: 0 BB: 2 P: 12	R: 0 E: 0 K: 1 S: 5	H: 0 LOB: 0 BB: 0 P: 5	R: 2 E: 0 K: 1 S: 7	H: 2 LOB: 1 BB: 1 P: 11	R: 0 E: 0 K: 1 S: 5	H: 0 LOB: 0 BB: 0 P: 5	R: 0 E: 1 K: 0 S: 3	H: 0 LOB: 0 BB: 0 P: 3	1B: 3 2B: 1 3B: 0 HR: 0	SF: 1 SAC: 0 DP: 0 HBP: 0	WP: 0 PB: 0 SB: 4 CS: 1	PA: 35
PITCHER	IP WLS BF H R ER SO BB IBB HBP BLK WP HR S P ERA WHIP																			
Sid Fernandez, L (1, 1) ERA: 3.21	7.0 L 29 4 3 2 4 4 0 0 0 0 0 0 33 49 2.57 1.143																			
Brent Gaff, R (8, 1) ERA: 3.45	1.0 3 0 0 0 1 0 0 0 0 0 0 0 5 5 0.00 0.000																			
Tom Gorman, L (9, 1) ERA: 3.2	1.0 3 0 0 0 0 0 0 0 0 0 0 0 3 3 0.00 0.000																			

Batter	1	2	3	4	5	6	7	8	9	AB	R	H	RBI	BB	SO	LOB	BOTTOM	
Mookie Wilson, S (1, 8) OBP: 0.298, SLG: 0.398	K			2B		G1-6-3			4-3 1B	4	2	2	0	0	1	1	St. Louis Cardinals @ New York Mets Shea Stadium, Flushing, NY Mon Sep 10 1984, 7:05 PM EDT Att: 9,995 - Unknown livebaseballscores.com	
Kelvin Chapman, R (1, 4) OBP: 0.395, SLG: 0.386 Rusty Staub, L (9, PH) OBP: 0.267, SLG: 0.279	K			6-3		K			4-3	3	0	1	1	0	2	0		
Keith Hernandez, L (1, 3) OBP: 0.421, SLG: 0.453 José Oquendo, S (9, PR) OBP: 0.280, SLG: 0.245	K			3-H		F8				4	0	2	1	0	1	1		
George Foster, R (1, 7) OBP: 0.308, SLG: 0.430		4-3				6-3			3-H	4	0	0	0	0	0	3		
Hubie Brooks, R (1, 6) OBP: 0.348, SLG: 0.429		6-3				P4				4	0	0	0	0	1	3		
Darryl Strawberry, L (1, 9) OBP: 0.344, SLG: 0.443						4-3				3	0	0	0	0	1	1		
Ray Knight, R (1, 5) OBP: 0.258, SLG: 0.270						4-3			F7	3	0	0	0	0	0	0		
Mike Fitzgerald, R (1, 2) OBP: 0.294, SLG: 0.308						5-3			K	3	0	0	0	0	1	0		
Sid Fernandez, L (1, 1) OBP: 0.174, SLG: 0.174 Brent Gaff, R (8, 1) Rafael Santana, R (8, PH) OBP: 0.328, SLG: 0.375 Tom Gorman, L (9, 1)						F8			G1-6-3 1B	2	0	1	0	0	0	0		
										0	0	0	0	0	0	0		
Inning Stats	R: 0 E: 0 K: 3 S: 9	H: 0 LOB: 0 BB: 0 P: 9	R: 0 E: 0 K: 1 S: 5	H: 0 LOB: 0 BB: 0 P: 5	R: 0 E: 0 K: 0 S: 3	H: 0 LOB: 0 BB: 0 P: 3	R: 1 E: 0 K: 0 S: 5	H: 2 LOB: 1 BB: 0 P: 5	R: 0 E: 0 K: 1 S: 6	H: 1 LOB: 1 BB: 0 P: 6	R: 0 E: 0 K: 2 S: 7	H: 0 LOB: 0 BB: 0 P: 7	R: 0 E: 0 K: 0 S: 5	H: 2 LOB: 1 BB: 0 P: 5	1B: 2 2B: 3 3B: 1 HR: 0	SF: 0 SAC: 0 DP: 1 HBP: 0	WP: 0 PB: 0 SB: 0 CS: 0	PA: 32
PITCHER	IP WLS BF H R ER SO BB IBB HBP BLK WP HR S P ERA WHIP																	
Dave LaPoint, L (1, 1) ERA: 4.06	8.0 W 28 5 2 2 8 0 0 0 0 0 0 0 44 44 2.25 0.625																	
Bruce Sutter, R (9, 1) ERA: 1.36	1.0 S 4 1 0 0 0 0 0 0 0 0 0 0 4 4 0.00 1.000																	

Batter	1	2	3	4	5	6	7	8	9	AB	R	H	RBI	BB	SO	LOB	TOP								
Willie McGee, S OBP: 0.321, SLG: 0.399 (1, 8)										4	2	2	1	1	0	1	St. Louis Cardinals @ New York Mets Shea Stadium, Flushing, NY Tue Sep 11 1984, 7:05 PM EDT Att: 14,968 - Unknown livebaseballscorecards.com								
Tom Herr, S OBP: 0.329, SLG: 0.344 (1, 4)										4	1	3	4	1	0	1									
Terry Pendleton, S OBP: 0.358, SLG: 0.386 (1, 5)										4	0	2	2	0	1	3									
Neil Allen, R OBP: 0.261, SLG: 0.348 (7, 1)							K			1	0	0	0	0	0	2									
Bruce Sutter, R (9, 1)										0	0	0	0	0	0	0									
Darrell Porter, L OBP: 0.337, SLG: 0.368 (1, 2)										4	0	1	0	0	0	2									
Paul Householder, S OBP: 0.250, SLG: 0.154 (8, PR)										1	1	0	0	0	0	0									
Lonnie Smith, R OBP: 0.360, SLG: 0.359 (1, 7)										4	1	2	1	0	0	0									
Mike Jorgensen, L OBP: 0.352, SLG: 0.368 (9, 3)										0	0	0	0	0	0	0									
Andy Van Slyke, L OBP: 0.348, SLG: 0.349 (1, 9)										3	0	2	0	0	0	0									
Tito Landrum, R OBP: 0.315, SLG: 0.386 (8, PH)										1	0	0	0	0	1	3									
Glenn Brummer, R OBP: 0.293, SLG: 0.278 (8, 2)										1	0	0	0	0	0	0									
David Green, R OBP: 0.296, SLG: 0.423 (1, 3)										4	1	0	0	1	1	3									
Ozzie Smith, S OBP: 0.336, SLG: 0.323 (1, 6)										3	2	0	0	1	0	5									
Ricky Horton, L OBP: 0.094, SLG: 0.065 (1, 1)										1	0	0	0	0	1	2									
Jeff Lahti, R OBP: 0.167, SLG: 0.167 (6, 1)										1	0	0	0	0	1	0									
Dave Rucker, L OBP: 0.143, SLG: 0.143 (7, 1)										0	0	0	0	0	0	0									
Art Howe, R OBP: 0.313, SLG: 0.287 (7, 5)										0	1	0	1	1	0	0									
Inning Stats	R: 1 E: 0 K: 0 S: 4	H: 2 LOB: 0 BB: 0 P: 4	R: 0 E: 1 K: 1 S: 7	H: 1 LOB: 2 BB: 0 P: 7	R: 1 E: 0 K: 0 S: 4	H: 2 LOB: 0 BB: 0 P: 4	R: 0 E: 0 K: 1 S: 5	H: 0 LOB: 0 BB: 0 P: 5	R: 1 E: 0 K: 0 S: 4	H: 1 LOB: 1 BB: 1 P: 8	R: 0 E: 0 K: 0 S: 4	H: 2 LOB: 1 BB: 0 P: 4	R: 0 E: 0 K: 2 S: 8	H: 1 LOB: 2 BB: 1 P: 12	R: 5 E: 0 K: 1 S: 8	H: 3 LOB: 2 BB: 3 P: 20	R: 1 E: 1 K: 0 S: 4	H: 0 LOB: 0 BB: 0 P: 4	1B: 7 2B: 5 3B: 0 HR: 0	SF: 1 SAC: 1 DP: 1 HBP: 0	WP: 1 PB: 0 SB: 1 CS: 1	PA: 44			
PITCHER	IP	WLS	BF	H	R	ER	SO	BB	IBB	HBP	BLK	WP	HR	S	P	ERA	WHIP								
Bruce Berenyi, R ERA: 4.65 (1, 1)	5.0		21	6	3	3	2	1	0	0	0	1	0	24	28	5.40	1.400								
Brent Gaff, R ERA: 3.95 (6, 1)	2.0		9	3	0	0	2	1	0	0	0	0	0	12	16	0.00	2.000								
Jesse Orosco, L ERA: 2.8 (8, 1)	1.0	L	9	3	5	5	1	2	1	0	0	0	0	8	20	45.00	5.000								
Wes Gardner, R ERA: 7.11 (9, 1)	1.0		4	0	1	0	0	0	0	0	0	0	0	4	4	0.00	0.000								

Batter	1	2	3	4	5	6	7	8	9	AB	R	H	RBI	BB	SO	LOB	BOTTOM								
Mookie Wilson, S OBP: 0.297, SLG: 0.397 (1, 8)										4	1	1	1	0	0	1	St. Louis Cardinals @ New York Mets Shea Stadium, Flushing, NY Tue Sep 11 1984, 7:05 PM EDT Att: 14,968 - Unknown livebaseballscorecards.com								
Kevin Chapman, R OBP: 0.395, SLG: 0.395 (1, 4)										4	0	2	1	0	0	0									
Wally Backman, S OBP: 0.352, SLG: 0.335 (9, PH)										1	0	0	0	0	1	1									
Keith Hernandez, L OBP: 0.423, SLG: 0.460 (1, 3)										4	1	2	1	1	1	1									
George Foster, R OBP: 0.311, SLG: 0.436 (1, 7)										4	1	2	2	1	1	4									
Hubie Brooks, R OBP: 0.349, SLG: 0.429 (1, 6)										5	0	2	0	0	0	3									
Daryl Strawberry, L OBP: 0.345, SLG: 0.443 (1, 9)										3	1	1	0	1	1	1									
Ray Knight, R OBP: 0.261, SLG: 0.274 (1, 5)										3	1	1	0	0	1	2									
Mike Fitzgerald, R OBP: 0.292, SLG: 0.306 (1, 2)										3	0	0	0	0	0	2									
Wes Gardner, R (9, 1)										0	0	0	0	0	0	0									
Bruce Berenyi, R OBP: 0.160, SLG: 0.154 (5, PR)										1	0	0	0	0	0	0									
Jerry Martin, R OBP: 0.270, SLG: 0.270 (5, 1)										0	0	0	0	0	0	1									
Brent Gaff, R (8, 1)										0	0	0	0	0	0	0									
Danny Heep, L OBP: 0.310, SLG: 0.306 (7, PH)										0	0	0	0	0	1	0									
José Oquendo, S OBP: 0.350, SLG: 0.345 (7, PH)										0	0	0	0	0	0	0									
Jesse Orosco, R OBP: 0.270, SLG: 0.250 (8, 1)										0	0	0	0	0	0	0									
Ron Hodges, L OBP: 0.244, SLG: 0.263 (9, 2)										1	0	0	0	0	0	0									
Inning Stats	R: 0 E: 0 K: 2 S: 8	H: 1 LOB: 1 BB: 0 P: 8	R: 0 E: 0 K: 2 S: 7	H: 0 LOB: 0 BB: 0 P: 7	R: 0 E: 0 K: 0 S: 3	H: 0 LOB: 0 BB: 0 P: 3	R: 1 E: 0 K: 0 S: 5	H: 2 LOB: 1 BB: 0 P: 5	R: 0 E: 0 K: 1 S: 6	H: 1 LOB: 1 BB: 0 P: 6	R: 1 E: 0 K: 0 S: 3	H: 1 LOB: 0 BB: 1 P: 7	R: 2 E: 0 K: 0 S: 4	H: 1 LOB: 3 BB: 3 P: 17	R: 0 E: 0 K: 0 S: 4	H: 2 LOB: 1 BB: 0 P: 4	R: 1 E: 0 K: 1 S: 8	H: 3 LOB: 2 BB: 0 P: 8	1B: 7 2B: 2 3B: 0 HR: 2	SF: 1 SAC: 1 DP: 2 HBP: 1	WP: 0 PB: 1 SB: 0 CS: 0	PA: 41			
PITCHER	IP	WLS	BF	H	R	ER	SO	BB	IBB	HBP	BLK	WP	HR	S	P	ERA	WHIP								
Ricky Horton, L ERA: 3.42 (1, 1)	5.1		22	5	2	2	5	1	0	0	0	0	0	31	35	3.38	1.125								
Jeff Lahti, R ERA: 3.11 (6, 1)	1.0		5	0	2	2	0	1	1	1	0	0	0	2	11	18.00	1.000								
Dave Rucker, L ERA: 1.96 (7, 1)	0.1		3	1	0	0	0	1	0	0	0	0	0	2	6	0.00	6.000								
Neil Allen, R ERA: 3.58 (7, 1)	2.0	W	10	5	1	1	1	0	0	0	0	0	0	12	12	4.50	2.500								
Bruce Sutter, R ERA: 1.36 (9, 1)	0.1	S	1	0	0	0	0	0	0	0	0	0	0	1	1	0.00	0.000								

Batter	1	2	3	4	5	6	7	8	9	AB	R	H	RBI	BB	SO	LOB	TOP			
Marvell Wynne, L OBP: 0.308, SLG: 0.327 (1, 8)										4	0	0	0	0	2	2				
Lee Lacy, R OBP: 0.358, SLG: 0.446 (1, 7)										4	0	1	0	0	1	0				
Johnny Ray, S OBP: 0.353, SLG: 0.411 (1, 4)										4	0	1	0	0	0	1				
Jason Thompson, L OBP: 0.353, SLG: 0.396 (1, 3)										4	0	1	0	0	0	1				
Tony Peña, R OBP: 0.337, SLG: 0.427 (1, 2)										4	0	0	0	0	3	2				
Jim Morrison, R OBP: 0.314, SLG: 0.426 (1, 5)										3	0	0	0	0	3	0				
Doug Frobel, L OBP: 0.257, SLG: 0.383 (1, 9)										3	0	0	0	0	3	0				
Denny Gonzalez, R OBP: 0.224, SLG: 0.239 (1, 6)										3	0	0	0	0	3	0				
John Tudor, L OBP: 0.247, SLG: 0.229 Joe Orsulak, L (8, PH) OBP: 0.172, SLG: 0.143 Rod Scurry, L (8, 1)										2	0	1	0	0	1	0				
										1	0	1	0	0	0	0				
										0	0	0	0	0	0	0				
Inning Stats	R: 0 E: 0 S: 3	H: 0 LOB: 0 BB: 0 P: 3	R: 0 E: 0 S: 7	H: 0 LOB: 0 BB: 0 P: 7	R: 0 E: 0 S: 8	H: 1 LOB: 1 BB: 0 P: 8	R: 0 E: 0 S: 8	H: 1 LOB: 1 BB: 0 P: 8	R: 0 E: 0 S: 9	H: 0 LOB: 0 BB: 0 P: 9	R: 0 E: 0 S: 7	H: 0 LOB: 0 BB: 0 P: 7	R: 0 E: 0 S: 10	H: 1 LOB: 1 BB: 0 P: 10	R: 0 E: 0 S: 4	H: 1 LOB: 1 BB: 0 P: 4	1B: 4 2B: 1 3B: 0 HR: 0	SF: 0 SAC: 0 DP: 0 HBP: 0	WP: 0 PB: 0 SB: 1 CS: 0	PA: 32
PITCHER Dwight Gooden, R ERA: 2.72 (1, 1)	IP: 9.0 WLS: W BF: 32 H: 5 R: 0 ER: 0 SO: 16 BB: 0 IBB: 0 HBP: 0 BLK: 0 WP: 0 HR: 0 S: 64 P: 64 ERA: 0.00 WHIP: 0.556																	PITCHER Dwight Gooden, R ERA: 2.72 (1, 1)	IP: 9.0 WLS: W BF: 32 H: 5 R: 0 ER: 0 SO: 16 BB: 0 IBB: 0 HBP: 0 BLK: 0 WP: 0 HR: 0 S: 64 P: 64 ERA: 0.00 WHIP: 0.556	

Pittsburgh Pirates @ New York Mets
Shea Stadium, Flushing, NY
Wed Sep 12 1984, 7:05 PM EDT
Att: 12,876 - Unknown

AB	32
R	0
H	5
RBI	0
BB	0
SO	16
LOB	6



Batter	1	2	3	4	5	6	7	8	9	AB	R	H	RBI	BB	SO	LOB	BOTTOM			
Mookie Wilson, S OBP: 0.297, SLG: 0.396 (1, 8)										4	0	1	0	0	1	3				
Kevin Chapman, R OBP: 0.357, SLG: 0.392 (1, 4)										4	0	1	0	0	1	1				
Keith Hernandez, L OBP: 0.422, SLG: 0.458 (1, 3)										4	1	1	0	0	1	0				
George Foster, R OBP: 0.309, SLG: 0.433 (1, 7)										4	0	0	0	0	2	1				
Hubie Brooks, R OBP: 0.349, SLG: 0.434 (1, 6)										3	1	1	2	0	0	0				
Darryl Strawberry, L OBP: 0.343, SLG: 0.440 (1, 9)										3	0	0	0	0	3	0				
Ray Knight, R OBP: 0.261, SLG: 0.274 (1, 5)										3	0	1	0	0	0	0				
Mike Fitzgerald, R OBP: 0.295, SLG: 0.309 (1, 2)										3	0	2	0	0	0	0				
Dwight Gooden, R OBP: 0.191, SLG: 0.185 (1, 1)										3	0	2	0	0	0	2				
Inning Stats	R: 0 E: 0 S: 7	H: 1 LOB: 0 BB: 0 P: 7	R: 0 E: 0 S: 5	H: 0 LOB: 0 BB: 0 P: 5	R: 0 E: 0 S: 5	H: 3 LOB: 2 BB: 0 P: 5	R: 2 E: 0 S: 11	H: 4 LOB: 2 BB: 0 P: 11	R: 0 E: 0 S: 3	H: 0 LOB: 0 BB: 0 P: 3	R: 0 E: 0 S: 5	H: 0 LOB: 0 BB: 0 P: 5	R: 0 E: 0 S: 6	H: 1 LOB: 1 BB: 0 P: 6	R: 0 E: 0 S: 5	H: 0 LOB: 0 BB: 0 P: 5	1B: 8 2B: 0 3B: 0 HR: 1	SF: 0 SAC: 0 DP: 0 HBP: 0	WP: 0 PB: 0 SB: 0 CS: 0	PA: 31
PITCHER John Tudor, L ERA: 3.47 Rod Scurry, L ERA: 2.45 (8, 1)	IP: 7.0 WLS: L BF: 28 H: 9 R: 2 ER: 2 SO: 7 BB: 0 IBB: 0 HBP: 0 BLK: 0 WP: 0 HR: 1 S: 42 P: 42 ERA: 2.57 WHIP: 1.286																	PITCHER John Tudor, L ERA: 3.47 Rod Scurry, L ERA: 2.45 (8, 1)	IP: 7.0 WLS: L BF: 28 H: 9 R: 2 ER: 2 SO: 7 BB: 0 IBB: 0 HBP: 0 BLK: 0 WP: 0 HR: 1 S: 42 P: 42 ERA: 2.57 WHIP: 1.286	

Pittsburgh Pirates @ New York Mets
Shea Stadium, Flushing, NY
Wed Sep 12 1984, 7:05 PM EDT
Att: 12,876 - Unknown

AB	31
R	2
H	9
RBI	2
BB	0
SO	8
LOB	7



Batter	1	2	3	4	5	6	7	8	9	AB	R	H	RBI	BB	SO	LOB	TOP					
Marvell Wynne, L OBP: 0.308, SLG: 0.328										5	2	1	0	2	0							
Lee Lacy, R OBP: 0.358, SLG: 0.446										5	0	2	0	0	1	2						
Johnny Ray, S OBP: 0.355, SLG: 0.414										6	2	3	1	0	0	2						
Jason Thompson, L OBP: 0.356, SLG: 0.397										2	2	1	1	3	0	1						
Tony Peña, R OBP: 0.334, SLG: 0.422										5	2	0	0	0	0	8						
Jim Morrison, R OBP: 0.323, SLG: 0.438										5	3	4	6	0	0	0						
Doug Frobel, L OBP: 0.260, SLG: 0.393										4	2	1	2	1	1	4						
Denny Gonzalez, R OBP: 0.235, SLG: 0.250										5	1	2	2	0	1	0						
Larry McWilliams, L OBP: 0.132, SLG: 0.132										3	0	0	1	0	0	1						
Kent Tekulve, R (8, 1)										1	0	0	0	0	1	0						
Inning Stats	R: 1 E: 0 K: 0 S: 5	H: 2 LOB: 1 BB: 0 P: 5	R: 3 E: 0 K: 1 S: 8	H: 2 LOB: 1 BB: 1 P: 12	R: 0 E: 1 K: 0 S: 3	H: 0 LOB: 1 BB: 1 P: 7	R: 0 E: 0 K: 1 S: 5	H: 0 LOB: 2 BB: 1 P: 5	R: 1 E: 0 K: 1 S: 7	H: 2 LOB: 2 BB: 1 P: 11	R: 0 E: 0 K: 1 S: 5	H: 0 LOB: 0 BB: 0 P: 5	R: 4 E: 0 K: 0 S: 7	H: 4 LOB: 1 BB: 1 P: 11	R: 5 E: 1 K: 1 S: 10	H: 4 LOB: 0 BB: 0 P: 10	R: 0 E: 0 K: 1 S: 6	H: 1 LOB: 1 BB: 0 P: 6	1B: 12 2B: 2 3B: 0 HR: 1	SF: 1 SAC: 2 DP: 1 HBP: 0	WP: 1 PB: 0 SB: 0 CS: 0	PA: 48
PITCHER	IP WLS BF H R ER SO BB IBB HBP BLK WP HR S P ERA WHIP																					
Walt Terrell, R ERA: 3.36	(1, 1) 6.0 L 28 6 5 5 4 3 0 0 0 0 1 0 33 45 7.50 1.500																					
Ed Lynch, R ERA: 4.42	(7, 1) 2.0 16 8 9 5 1 0 1 0 0 0 1 17 21 22.50 4.000																					
Wes Gardner, R ERA: 6.75	(9, 1) 1.0 4 1 0 0 1 0 0 0 0 0 0 6 6 0.00 1.000																					

Pittsburgh Pirates @ New York Mets
Shea Stadium, Flushing, NY
Thu Sep 13 1984, 3:33 AM EDT
Att: 6,076 - Unknown

AB	41
R	14
H	15
RBI	14
BB	4
SO	6
LOB	18



Batter	1	2	3	4	5	6	7	8	9	AB	R	H	RBI	BB	SO	LOB	BOTTOM					
Mookie Wilson, S OBP: 0.295, SLG: 0.393										3	0	0	0	0	0	0						
Herm Winningham, L OBP: 0.400, SLG: 0.500										1	0	1	0	0	0	0						
Kevin Chapman, R OBP: 0.354, SLG: 0.388										4	0	1	1	0	0	0						
Wes Gardner, R (9, 1)										0	0	0	0	0	0	0						
Keith Hernandez, L OBP: 0.422, SLG: 0.464										2	1	1	1	0	0	0						
Kevin Mitchell, R (7, PH)										2	0	0	0	0	1	2						
George Foster, R OBP: 0.310, SLG: 0.435										2	0	1	0	0	0	0						
Billy Beane, R (7, PH)										2	0	0	0	0	0	2						
Hubie Brooks, R OBP: 0.347, SLG: 0.432										2	0	0	0	0	1	1						
Rafael Santana, R OBP: 0.331, SLG: 0.372										1	1	0	0	1	0	2						
Darryl Strawberry, L OBP: 0.342, SLG: 0.438										2	0	0	0	0	0	0						
John Christensen, R (7, PH)										1	1	0	0	1	0	0						
John Christensen, R (8, 9)										1	1	0	0	1	0	0						
Ray Knight, R OBP: 0.261, SLG: 0.277										4	0	1	2	0	0	0						
Ray Knight, R (8, 3)										4	0	1	2	0	0	0						
Mike Fitzgerald, R OBP: 0.293, SLG: 0.307										2	0	0	0	0	1	0						
Junior Ortiz, R OBP: 0.242, SLG: 0.239										2	0	0	0	0	0	1						
Walt Terrell, L OBP: 0.100, SLG: 0.116										1	0	0	0	0	0	0						
Jerry Martin, R OBP: 0.208, SLG: 0.267										1	0	0	0	0	1	0						
Ed Lynch, R OBP: 0.222, SLG: 0.259										0	0	0	0	0	0	0						
Ron Gardenhire, R OBP: 0.286, SLG: 0.315										1	1	1	0	0	0	0						
Inning Stats	R: 0 E: 0 K: 0 S: 3	H: 0 LOB: 0 BB: 0 P: 3	R: 0 E: 0 K: 0 S: 3	H: 0 LOB: 0 BB: 0 P: 3	R: 0 E: 0 K: 0 S: 3	H: 0 LOB: 0 BB: 0 P: 3	R: 1 E: 0 K: 1 S: 7	H: 2 LOB: 1 BB: 0 P: 7	R: 0 E: 0 K: 1 S: 5	H: 0 LOB: 0 BB: 0 P: 5	R: 0 E: 0 K: 1 S: 5	H: 0 LOB: 0 BB: 0 P: 5	R: 2 E: 0 K: 1 S: 6	H: 1 LOB: 2 BB: 2 P: 14	R: 1 E: 0 K: 0 S: 6	H: 3 LOB: 2 BB: 0 P: 6	R: 0 E: 0 K: 0 S: 3	H: 0 LOB: 0 BB: 0 P: 3	1B: 2 2B: 3 3B: 0 HR: 1	SF: 0 SAC: 0 DP: 0 HBP: 0	WP: 0 PB: 0 SB: 0 CS: 0	PA: 35
PITCHER	IP WLS BF H R ER SO BB IBB HBP BLK WP HR S P ERA WHIP																					
Larry McWilliams, L ERA: 2.71	(1, 1) 7.0 W 29 6 4 4 4 2 0 0 0 0 0 1 35 43 5.14 1.143																					
Kent Tekulve, R ERA: 2.88	(8, 1) 2.0 6 0 0 0 0 0 0 0 0 0 0 6 6 0.00 0.000																					

Pittsburgh Pirates @ New York Mets
Shea Stadium, Flushing, NY
Thu Sep 13 1984, 3:33 AM EDT
Att: 6,076 - Unknown

AB	33
R	4
H	6
RBI	4
BB	2
SO	4
LOB	8



Batter	1	2	3	4	5	6	7	8	9	AB	R	H	RBI	BB	SO	LOB	TOP			
Wally Backman, S (1.4) OBP: 0.353, SLG: 0.337	3-1			1B		K		1B		4	0	2	1	0	1	0	New York Mets @ Chicago Cubs Wrigley Field, Chicago, IL Fri Sep 14 1984, 3:33 AM CDT Att: 32,403 - Unknown			
Mookie Wilson, S (1.8) OBP: 0.296, SLG: 0.394	6-3			1B		1B		4-3		4	0	2	0	0	0	1				
Keith Hernandez, L (1.3) OBP: 0.421, SLG: 0.463	F9			1B		F7		F7		4	0	1	0	0	0	2				
Darryl Strawberry, L (1.9) OBP: 0.339, SLG: 0.435		K		4-3				K		4	0	0	0	0	2	2				
George Foster, R (1.7) OBP: 0.309, SLG: 0.434	F8					1B		6-3		4	0	1	0	0	1	1				
Hubie Brooks, R (1.6) OBP: 0.345, SLG: 0.429	5-3					F8		4-3		4	0	0	0	0	0	2				
Ray Knight, R (1.5) OBP: 0.262, SLG: 0.277			F8			F9		G4-6-3 1B		3	1	1	0	0	0	1				
Mike Fitzgerald, R (1.2) OBP: 0.294, SLG: 0.307			F7			K		G4-6-3 1B		3	0	1	0	0	1	1				
Ron Darling, R (1.1) OBP: 0.169, SLG: 0.175								F8		1	0	0	0	0	1	0				
Danny Heep, L (6, PH) OBP: 0.310, SLG: 0.305								G4-6-3		1	0	0	0	0	0	0				
Brent Gaff, R (6, PH)								1-2 2-3		0	0	0	0	0	0	0				
Ron Hodges, L (8, PH) OBP: 0.341, SLG: 0.260										1	0	0	0	0	0	2				
Wes Gardner, R (8.1)										0	0	0	0	0	0	0				
Inning Stats	R: 0 E: 0 K: 0 S: 3	H: 0 LOB: 0 BB: 0 P: 3	R: 0 E: 0 K: 1 S: 5	H: 0 LOB: 0 BB: 0 P: 5	R: 0 E: 0 K: 1 S: 5	H: 0 LOB: 0 BB: 0 P: 5	R: 0 E: 0 K: 0 S: 4	H: 2 LOB: 1 BB: 0 P: 4	R: 0 E: 0 K: 1 S: 6	H: 1 LOB: 1 BB: 0 P: 6	R: 0 E: 0 K: 1 S: 5	H: 0 LOB: 0 BB: 0 P: 5	R: 1 E: 0 K: 0 S: 5	H: 3 LOB: 1 BB: 0 P: 5	R: 0 E: 0 K: 1 S: 6	H: 1 LOB: 1 BB: 0 P: 6	1B: 8 2B: 0 3B: 0 HR: 0	SF: 0 SAC: 0 DP: 1 HBP: 0	WP: 0 PB: 0 SB: 1 CS: 0	PA: 33
PITCHER Rick Sutcliffe, R (1.1) ERA: 3.66	IP: 9.0 WLS: W BF: 33 H: 8 R: 1 ER: 1 SO: 6 BB: 0 IBB: 0 HBP: 0 BLK: 0 WP: 0 HR: 0 S: 45 P: 45 ERA: 1.00 WHIP: 0.889																			

Batter	1	2	3	4	5	6	7	8	9	AB	R	H	RBI	BB	SO	LOB	BOTTOM			
Bob Dernier, R (1.8) OBP: 0.361, SLG: 0.368	K					WP 23 BB G3-4-1 1B	1B			4	1	3	1	0	1	0	New York Mets @ Chicago Cubs Wrigley Field, Chicago, IL Fri Sep 14 1984, 3:33 AM CDT Att: 32,403 - Unknown			
23 Ryne Sandberg, R (1.4) OBP: 0.369, SLG: 0.526	6-3		SF9			G3-4-1 WP 1-2 HR BB	F8			2	1	0	1	1	0	1				
Gary Matthews, R (1.7) OBP: 0.409, SLG: 0.425										4	0	1	0	0	2	3				
Henry Cotto, R (7, PR) OBP: 0.338, SLG: 0.321	K		1-3			1-2 2-3	FC6-4 1B			0	0	0	0	0	0	0				
Leon Durham, L (1.3) OBP: 0.376, SLG: 0.506		4-3				G3-4-1 HR IBB	FC6-4			3	1	0	0	1	0	2				
Keith Moreland, R (1.9) OBP: 0.331, SLG: 0.431		K				G3-4-1		4-3		4	0	0	1	0	1	2				
Ron Cey, R (1.5) OBP: 0.324, SLG: 0.450		6-3			P4	1-2 2-3 3-H	HR IBB			3	1	1	0	1	0	0				
Jody Davis, R (1.2) OBP: 0.317, SLG: 0.434			6-3			1-H 2-H 3-H	HR	F7		4	1	1	4	0	0	1				
Larry Bowa, S (1.6) OBP: 0.262, SLG: 0.265								F8		4	1	1	0	0	0	1				
Rick Sutcliffe, L (1.1) OBP: 0.259, SLG: 0.288			2B 23 SF9 1-2 BB					K		2	1	0	0	1	1	0				
Inning Stats	R: 0 E: 0 K: 2 S: 7	H: 0 LOB: 0 BB: 0 P: 7	R: 0 E: 0 K: 1 S: 5	H: 0 LOB: 0 BB: 0 P: 5	R: 2 E: 0 K: 0 S: 5	H: 2 LOB: 1 BB: 1 P: 9	R: 0 E: 0 K: 0 S: 3	H: 0 LOB: 0 BB: 0 P: 3	R: 0 E: 0 K: 1 S: 3	H: 0 LOB: 0 BB: 0 P: 3	R: 5 E: 0 K: 1 S: 7	H: 2 LOB: 0 BB: 3 P: 19	R: 0 E: 0 K: 1 S: 7	H: 2 LOB: 2 BB: 0 P: 7	R: 0 E: 0 K: 0 S: 4	H: 1 LOB: 1 BB: 0 P: 4	1B: 4 2B: 2 3B: 0 HR: 1	SF: 1 SAC: 0 DP: 0 HBP: 0	WP: 1 PB: 0 SB: 0 CS: 0	PA: 35
PITCHER Ron Darling, R (1.1) ERA: 3.53	IP: 5.0 WLS: L BF: 18 H: 2 R: 2 ER: 2 SO: 3 BB: 1 IBB: 0 HBP: 0 BLK: 0 WP: 0 HR: 0 S: 23 P: 27 ERA: 3.60 WHIP: 0.600																			
Brent Gaff, R (6, 1) ERA: 3.66	2.0 WLS: L BF: 13 H: 4 R: 5 ER: 5 SO: 2 BB: 1 IBB: 2 HBP: 0 BLK: 0 WP: 1 HR: 1 S: 14 P: 26 ERA: 22.50 WHIP: 2.500																			
Wes Gardner, R (8, 1) ERA: 6.43	1.0 WLS: L BF: 4 H: 1 R: 0 ER: 0 SO: 0 BB: 0 IBB: 0 HBP: 0 BLK: 0 WP: 0 HR: 0 S: 4 P: 4 ERA: 0.00 WHIP: 1.000																			

Batter	1	2	3	4	5	6	7	8	9	AB	R	H	RBI	BB	SO	LOB	TOP										
Wally Backman, S OBP: 0.352, SLG: 0.338	L6		4-3			1-3		1B		4	1	1	1	0	0	0	New York Mets @ Chicago Cubs Wrigley Field, Chicago, IL Sat Sep 15 1984, 3:33 AM CDT Att: 38,653 - Unknown										
Mookie Wilson, S OBP: 0.298, SLG: 0.394	4-3		F9			S		1B		3	0	1	2	1	0	0											
Keith Hernandez, L OBP: 0.418, SLG: 0.459	G3			4-3		K		FC1-4-6		4	0	0	0	0	1	2											
Darryl Strawberry, L OBP: 0.337, SLG: 0.431		G3		4-3		F8		4-3		4	0	0	0	0	0	2											
George Foster, R OBP: 0.307, SLG: 0.430		G3		5-3			K		K	4	0	0	0	0	2	0											
Hubie Brooks, R OBP: 0.343, SLG: 0.426		4-3			3-1		L5		K	4	0	0	0	0	1	0											
Ray Knight, R OBP: 0.287, SLG: 0.283			2B				6-3			4	1	3	0	0	0	0											
Kelvin Chapman, R OBP: 0.354, SLG: 0.388			4-3						WP	0	0	0	0	0	0	0											
Mike Fitzgerald, R OBP: 0.293, SLG: 0.310			4-3					G1	4-3	4	1	1	0	0	0	2											
Sid Fernandez, L OBP: 0.167, SLG: 0.167			4-3							1	0	0	1	0	0	1											
Wes Gardner, R OBP: 0.268, SLG: 0.303										0	0	0	0	0	0	0											
Danny Heep, L OBP: 0.268, SLG: 0.303										0	0	0	0	0	1	1											
Calvin Schiraldi, R OBP: 0.268, SLG: 0.303										0	0	0	0	0	0	0											
Ron Hodges, L OBP: 0.268, SLG: 0.303										0	0	0	0	0	1	0											
José Quienro, S OBP: 0.268, SLG: 0.303										0	1	0	0	0	0	0											
Jesse Orosco, R OBP: 0.271, SLG: 0.250										0	0	0	0	0	0	0											
Inning Stats	R: 0 E: 0 K: 0 S: 3	H: 0 LOB: 0 BB: 0 P: 3	R: 0 E: 0 K: 0 S: 3	H: 0 LOB: 0 BB: 0 P: 3	R: 2 E: 0 K: 0 S: 5	H: 2 LOB: 0 BB: 0 P: 5	R: 0 E: 0 K: 0 S: 3	H: 0 LOB: 0 BB: 0 P: 3	R: 0 E: 0 K: 1 S: 5	H: 1 LOB: 1 BB: 1 P: 6	R: 0 E: 0 K: 1 S: 5	H: 0 LOB: 0 BB: 0 P: 5	R: 2 E: 0 K: 2 S: 8	H: 2 LOB: 1 BB: 0 P: 8	R: 0 E: 0 K: 2 S: 8	H: 1 LOB: 2 BB: 0 P: 8	1B: 4 2B: 2 3B: 0 HR: 0	SF: 0 SAC: 0 DP: 0 HBP: 0	WP: 1 PB: 0 SB: 1 CS: 0	PA: 35							
PITCHER	IP	WLS	BF	H	R	ER	SO	BB	IBB	HBP	BLK	WP	HR	S	P	ERA	WHIP										
Scott Sanderson, R ERA: 3.15	7.1	W	27	3	3	3	3	2	0	0	0	0	0	31	39	3.68	0.682										
Lee Smith, R ERA: 3.61	1.2	S	8	3	1	1	2	0	0	0	0	1	0	12	12	5.40	1.800										

AB	33
R	4
H	6
RBI	4
BB	2
SO	5
LOB	8



Batter	1	2	3	4	5	6	7	8	9	AB	R	H	RBI	BB	SO	LOB	BOTTOM										
Bob Dernier, R OBP: 0.364, SLG: 0.372	23 S	1-3						23 L6-3		3	1	2	1	1	0	0	New York Mets @ Chicago Cubs Wrigley Field, Chicago, IL Sat Sep 15 1984, 3:33 AM CDT Att: 38,653 - Unknown										
23 Ryne Sandberg, R OBP: 0.368, SLG: 0.524	1B			2B		5-3		L6-3		3	1	0	0	1	1	2											
Gary Matthews, R OBP: 0.410, SLG: 0.425								4-3		3	1	1	1	1	1	0											
Henry Cotto, R OBP: 0.338, SLG: 0.321	2B									0	0	0	0	0	0	0											
Keith Moreland, R OBP: 0.331, SLG: 0.429	F3									4	0	1	0	0	0	3											
Ron Cey, R OBP: 0.325, SLG: 0.451	FC4-6									3	1	1	2	1	1	2											
Jody Davis, R OBP: 0.317, SLG: 0.431	FC4-6									3	0	0	0	1	1	2											
Leon Durham, L OBP: 0.376, SLG: 0.505	FC4-6									3	0	1	0	0	0	2											
Larry Bowa, S OBP: 0.262, SLG: 0.264	F7									2	1	0	0	1	0	2											
Scott Sanderson, R OBP: 0.196, SLG: 0.122										2	0	0	0	0	1	0											
Lee Smith, R OBP: 0.083, SLG: 0.083										0	0	0	0	0	0	0											
Inning Stats	R: 4 E: 0 K: 0 S: 5	H: 2 LOB: 1 BB: 3 P: 17	R: 0 E: 0 K: 2 S: 7	H: 0 LOB: 0 BB: 0 P: 7	R: 0 E: 0 K: 2 S: 7	H: 0 LOB: 1 BB: 1 P: 11	R: 1 E: 0 K: 0 S: 4	H: 1 LOB: 1 BB: 1 P: 8	R: 0 E: 0 K: 0 S: 2	H: 0 LOB: 0 BB: 1 P: 6	R: 0 E: 0 K: 0 S: 3	H: 1 LOB: 0 BB: 0 P: 3	R: 0 E: 0 K: 0 S: 3	H: 1 LOB: 0 BB: 0 P: 3	R: 0 E: 0 K: 1 S: 6	H: 1 LOB: 1 BB: 0 P: 6	1B: 4 2B: 4 3B: 0 HR: 0	SF: 0 SAC: 1 DP: 3 HBP: 0	WP: 1 PB: 0 SB: 1 CS: 0	PA: 33							
PITCHER	IP	WLS	BF	H	R	ER	SO	BB	IBB	HBP	BLK	WP	HR	S	P	ERA	WHIP										
Sid Fernandez, L ERA: 3.63	3.2	L	19	3	5	5	4	4	1	0	0	0	0	1	1	0.00	0.000										
Wes Gardner, R ERA: 6.33	0.1		1	0	0	0	0	0	0	0	0	0	0	1	1	0.00	0.000										
Calvin Schiraldi, R ERA: 4.76	3.0		9	2	0	0	0	1	0	0	0	0	0	8	12	0.00	1.000										
Jesse Orosco, L ERA: 2.77	1.0		4	1	0	0	1	0	0	0	0	0	0	6	6	0.00	1.000										



Batter	1	2	3	4	5	6	7	8	9	AB	R	H	RBI	BB	SO	LOB	TOP					
Mookie Wilson, S (1, 8) OBP: 0.298, SLG: 0.393	0-0 5-3			0-0 F7		0-0 F8		0-0 4-3		4	0	0	0	0	0	1	New York Mets @ Philadelphia Phillies Veterans Stadium, Philadelphia, PA Mon Sep 17 1984, 7:05 PM EDT Att: 20,483 - Unknown					
Kelvin Chapman, R (1, 4) OBP: 0.359, SLG: 0.393	0-0 5-3			0-3 K		0-3 K			0-0 CS	4	0	1	0	0	2	1						
Keith Hernandez, L (1, 3) OBP: 0.414, SLG: 0.453	0-0 3-1			0-0 3-1					0-0 6-3	4	0	0	0	0	0	1						
George Foster, R (1, 7) OBP: 0.307, SLG: 0.433		1-0 CS			0-0 6-3				0-3 K	3	1	1	1	0	1	0						
Hubie Brooks, R (1, 6) OBP: 0.341, SLG: 0.422		4-0 HBP							0-0 HR	2	0	1	0	1	0	0						
Darryl Strawberry, L (1, 9) OBP: 0.360, SLG: 0.439		0-0 FC6-4			0-0 FC3-6				0-0 1B	3	0	1	0	0	0	2						
Ray Knight, R (1, 5) OBP: 0.267, SLG: 0.281		0-0 CS	0-0 6-3		0-0 FC6-4				0-0 F3	3	0	0	0	0	0	2						
Mike Fitzgerald, R (1, 2) OBP: 0.293, SLG: 0.309				0-0 4-3					0-0 F7	3	0	1	0	0	0	0						
Dwight Gooden, R (1, 1) OBP: 0.186, SLG: 0.179				0-0 6-3					0-0 F9	2	0	0	0	0	0	0						
Inning Stats	R: 0 E: 0 K: 0 S: 3	H: 0 LOB: 0 BB: 0 P: 3	R: 0 E: 0 K: 0 S: 1	H: 0 LOB: 0 BB: 1 P: 6	R: 0 E: 0 K: 0 S: 3	H: 0 LOB: 0 BB: 0 P: 3	R: 0 E: 0 K: 1 S: 5	H: 0 LOB: 0 BB: 0 P: 5	R: 0 E: 0 K: 0 S: 4	H: 1 LOB: 1 BB: 0 P: 4	R: 0 E: 0 K: 1 S: 6	H: 1 LOB: 1 BB: 0 P: 6	R: 1 E: 0 K: 0 S: 5	H: 2 LOB: 1 BB: 0 P: 5	R: 0 E: 0 K: 0 S: 3	H: 0 LOB: 0 BB: 0 P: 3	R: 0 E: 0 K: 1 S: 5	H: 1 LOB: 0 BB: 0 P: 5	1B: 4 2B: 0 3B: 0 HR: 1	SF: 0 SAC: 1 DP: 0 HBP: 1	WP: 0 PB: 0 SB: 1 CS: 3	PA: 32
PITCHER Shane Rawley, L (1, 1) ERA: 4.22	IP: 9.0 WLS: W BF: 31 H: 5 R: 1 ER: 1 SO: 3 BB: 1 IBB: 0 HBP: 1 BLK: 0 WP: 0 HR: 1 S: 35 P: 40 ERA: 1.00 WHIP: 0.667															PITCHER						

Batter	1	2	3	4	5	6	7	8	9	AB	R	H	RBI	BB	SO	LOB	BOTTOM			
Jeff Stone, L (1, 7) OBP: 0.391, SLG: 0.453	0-0 S									4	1	2	0	0	2	0	New York Mets @ Philadelphia Phillies Veterans Stadium, Philadelphia, PA Mon Sep 17 1984, 7:05 PM EDT Att: 20,483 - Unknown			
Glenn Wilson, R (9, 7) OBP: 0.278, SLG: 0.378										0	0	0	0	0	0	0				
Juan Samuel, R (1, 4) OBP: 0.305, SLG: 0.440	0-3 K				0-0 6-3				0-3 K	4	0	0	0	0	3	3				
Von Hayes, L (1, 8) OBP: 0.366, SLG: 0.456	0-3 K				0-0 S				0-0 1B	4	0	2	1	0	1	2				
Mike Schmidt, R (1, 5) OBP: 0.388, SLG: 0.543	0-3 K				0-3 K				0-0 F8	3	0	0	0	0	2	3				
Tim Corcoran, L (1, 9) OBP: 0.448, SLG: 0.508					0-0 F8				0-0 PO	3	0	1	0	0	1	1				
Ivan De Jesus, R (7, PR) OBP: 0.328, SLG: 0.310									0-0 K	0	0	0	0	0	0	0				
Sixto Lezcano, R (8, 9) OBP: 0.366, SLG: 0.478									0-0 1B	0	0	0	0	0	0	0				
Ozzie Virgil, R (1, 2) OBP: 0.335, SLG: 0.446	0-3 K								0-3 K	3	0	0	0	0	3	1				
Greg Gross, L (1, 3) OBP: 0.391, SLG: 0.374	0-0 P6								0-0 L6	3	0	1	0	0	0	1				
Steve Jeltz, S (1, 6) OBP: 0.200, SLG: 0.143					0-0 4-3				0-3 K	2	0	0	0	0	1	1				
Al Oliver, L (8, PH) OBP: 0.336, SLG: 0.367										1	0	0	0	0	1	0				
Kiko Garcia, R (9, 6) OBP: 0.286, SLG: 0.271										0	0	0	0	0	0	0				
Shane Rawley, R (1, 1) OBP: 0.140, SLG: 0.122					0-3 K				0-0 1B	3	1	1	0	0	2	1				
Inning Stats	R: 0 E: 0 K: 3 S: 10	H: 1 LOB: 1 BB: 0 P: 10	R: 0 E: 0 K: 2 S: 7	H: 0 LOB: 0 BB: 0 P: 7	R: 0 E: 0 K: 2 S: 7	H: 0 LOB: 0 BB: 0 P: 7	R: 0 E: 0 K: 1 S: 6	H: 1 LOB: 0 BB: 0 P: 6	R: 0 E: 0 K: 3 S: 10	H: 1 LOB: 1 BB: 0 P: 10	R: 1 E: 1 K: 2 S: 8	H: 1 LOB: 0 BB: 0 P: 8	R: 0 E: 0 K: 1 S: 5	H: 1 LOB: 1 BB: 0 P: 5	R: 1 E: 0 K: 2 S: 9	H: 2 LOB: 1 BB: 0 P: 9	1B: 7 2B: 0 3B: 0 HR: 0	SF: 0 SAC: 0 DP: 0 HBP: 0	WP: 1 PB: 1 SB: 5 CS: 0	PA: 31
PITCHER Dwight Gooden, R (1, 1) ERA: 2.66	IP: 8.0 WLS: L BF: 30 H: 7 R: 2 ER: 1 SO: 16 BB: 0 IBB: 0 HBP: 0 BLK: 2 WP: 1 HR: 0 S: 62 P: 62 ERA: 1.12 WHIP: 0.875															PITCHER				

AB 28
R 1
H 5
RBI 1
BB 1
SO 3
LOB 7



AB 30
R 2
H 7
RBI 1
BB 0
SO 16
LOB 13



Batter	1	2	3	4	5	6	7	8	9	AB	R	H	RBI	BB	SO	LOB	TOP										
Wally Backman, S OBP: 0.391, SLG: 0.337	L6		4-3			1B	K		SH5-4	4	1	1	0	0	1	3	New York Mets @ Philadelphia Phillies Veterans Stadium, Philadelphia, PA Tue Sep 18 1984, 7:05 PM EDT Att: 18,765 - Unknown										
Mookie Wilson, S OBP: 0.391, SLG: 0.395	4-3			K		1B			4-3 HR	4	2	2	3	1	1	0											
Keith Hernandez, L OBP: 0.412, SLG: 0.451	F7			6-3		1B	6-3		4-3	5	0	1	1	1	0	4											
Darryl Strawberry, L OBP: 0.342, SLG: 0.446		FC1-4 BB		3-1		1B			3-1	4	1	2	4	1	0	0											
George Foster, R OBP: 0.308, SLG: 0.433	FC1-4					1B			HR	5	0	2	0	0	0	4											
Jesse Orosco, R OBP: 0.571, SLG: 0.250	FC5-4					1B			F8	0	0	0	0	0	0	0											
Hubie Brooks, R OBP: 0.342, SLG: 0.423	FC5-4					1B				4	1	2	0	0	0	2											
Ray Knight, R OBP: 0.267, SLG: 0.278	1-3					1B	BB	BB		3	1	0	0	1	1	4											
Mike Fitzgerald, R OBP: 0.290, SLG: 0.305			5-3			1B			FC6-4	4	0	0	0	0	1	5											
Wall Terrell, L Hans Wiersma, L Brian Gaff, R Denny Hayes, L Jose Oquendo, S Tom Gorman, L Rusty Staub, L Ron Garmon, R	F7						F7		4-3 SH5-4 HR	1	0	0	0	0	0	0											
Inning Stats	R: 0 E: 0 K: 0 S: 3	H: 0 LOB: 0 BB: 0 P: 3	R: 0 E: 0 K: 0 S: 3	H: 0 LOB: 1 BB: 1 P: 7	R: 0 E: 0 K: 0 S: 3	H: 0 LOB: 0 BB: 0 P: 3	R: 0 E: 0 K: 1 S: 5	H: 0 LOB: 0 BB: 0 P: 5	R: 0 E: 0 K: 0 S: 4	H: 1 LOB: 1 BB: 0 P: 4	R: 2 E: 0 K: 0 S: 6	H: 4 LOB: 1 BB: 0 P: 6	R: 3 E: 0 K: 2 S: 9	H: 2 LOB: 2 BB: 2 P: 17	R: 0 E: 0 K: 1 S: 7	H: 2 LOB: 2 BB: 0 P: 7	R: 3 E: 0 K: 0 S: 5	H: 2 LOB: 1 BB: 1 P: 9	1B: 9 2B: 1 3B: 0 HR: 1	SF: 0 SAC: 1 DP: 1 HBP: 0	WP: 0 PB: 0 SB: 0 CS: 0	PA: 41					
PITCHER	IP	WLS	BF	H	R	ER	SO	BB	IBB	HBP	BLK	WP	HR	S	P	ERA	WHIP										
John Denny, R ERA: 2.33	(1, 1)	6.2	29	7	5	5	3	3	0	0	0	0	0	32	44	6.75	1.500										
Tug McGraw, L ERA: 3.79	(7, 1)	1.1	6	2	0	0	1	0	0	0	0	0	0	8	8	0.00	1.500										
Larry Andersen, R ERA: 2.01	(9, 1)	0.1	L 3	1	2	2	0	0	1	0	0	0	0	2	6	54.00	3.000										
Al Holland, L ERA: 3.39	(9, 1)	0.2	3	1	1	1	0	0	0	0	0	0	1	3	3	13.50	1.500										

Batter	1	2	3	4	5	6	7	8	9	AB	R	H	RBI	BB	SO	LOB	BOTTOM										
Jeff Stone, L OBP: 0.391, SLG: 0.447	K			HR		PB		K		4	1	1	0	1	2	3	New York Mets @ Philadelphia Phillies Veterans Stadium, Philadelphia, PA Tue Sep 18 1984, 7:05 PM EDT Att: 18,765 - Unknown										
Larry Andersen, R		FC3-6		BB		BLK				0	0	0	0	0	0	0											
Al Holland, R						1B				0	0	0	0	0	0	0											
Juan Samuel, R OBP: 0.395, SLG: 0.444	6-3			HR		K			1-3	5	1	2	2	0	1	1											
Von Hayes, L OBP: 0.363, SLG: 0.452	F8		G4-6-3	HR					1-3	5	0	0	0	0	1	1											
Mike Schmidt, R OBP: 0.390, SLG: 0.547		F8	1B	BB					F8	4	0	2	0	1	0	0											
Al Oliver, L OBP: 0.336, SLG: 0.365		F7	BB			G6-4-3				3	0	0	0	1	1	2											
John Russell, R OBP: 0.380, SLG: 0.488		2B	1B	BB		K			K	4	1	2	0	0	2	1											
Ozzie Virgil, R OBP: 0.336, SLG: 0.449		1B	FC5-4						K	4	1	2	1	0	1	3											
Steve Jeltz, S OBP: 0.208, SLG: 0.156										3	0	1	0	0	0	1											
John Wockenfuss, R OBP: 0.388, SLG: 0.424						L4-3			F8	1	0	0	0	0	0	0											
Ivan De Jesus, R OBP: 0.328, SLG: 0.310		1B								0	0	0	0	0	0	0											
John Denny, R OBP: 0.222, SLG: 0.205										3	1	2	1	0	0	0											
Tug McGraw, R OBP: 0.333, SLG: 0.333										0	0	0	0	0	0	0											
Sixto Lezcano, R OBP: 0.368, SLG: 0.480		FC3-6				1B	BLK			1	0	1	0	0	0	0											
Inning Stats	R: 0 E: 0 K: 1 S: 5	H: 0 LOB: 0 BB: 0 P: 5	R: 2 E: 0 K: 0 S: 7	H: 4 LOB: 2 BB: 0 P: 7	R: 0 E: 0 K: 0 S: 4	H: 2 LOB: 3 BB: 2 P: 12	R: 2 E: 0 K: 0 S: 4	H: 1 LOB: 0 BB: 1 P: 8	R: 0 E: 0 K: 1 S: 5	H: 1 LOB: 0 BB: 0 P: 5	R: 1 E: 0 K: 1 S: 7	H: 3 LOB: 1 BB: 0 P: 7	R: 0 E: 0 K: 2 S: 8	H: 1 LOB: 1 BB: 0 P: 8	R: 0 E: 0 K: 2 S: 8	H: 1 LOB: 1 BB: 0 P: 8	R: 0 E: 0 K: 1 S: 5	H: 0 LOB: 0 BB: 0 P: 5	1B: 10 2B: 2 3B: 1 HR: 1	SF: 0 SAC: 0 DP: 3 HBP: 0	WP: 0 PB: 1 SB: 0 CS: 0	PA: 40					
PITCHER	IP	WLS	BF	H	R	ER	SO	BB	IBB	HBP	BLK	WP	HR	S	P	ERA	WHIP										
Wall Terrell, R ERA: 3.46	(1, 1)	5.0	24	8	4	4	2	3	0	0	0	0	0	7	7	9.00	3.000										
Brent Gaff, R ERA: 3.52	(6, 1)	1.0	5	3	1	1	1	0	0	0	1	0	0	7	7	9.00	3.000										
Tom Gorman, L ERA: 3.08	(7, 1)	2.0	W 8	2	0	0	4	0	0	0	0	0	0	16	16	0.00	1.000										
Jesse Orosco, L ERA: 2.73	(9, 1)	1.0	S 3	0	0	0	1	0	0	0	0	0	0	5	5	0.00	0.000										

Batter	1	2	3	4	5	6	7	8	9	AB	R	H	RBI	BB	SO	LOB	TOP			
Mookie Wilson, S OBP: 0.299, SLG: 0.393 Rafael Santana, R OBP: 0.326, SLG: 0.366	K		P6		F9			K	FC3-6 HR	3	0	0	0	1	3	2	1 0 0 0 1 3			
Kelvin Chapman, R OBP: 0.365, SLG: 0.421	6-3			G5-3 1B			K	SF9 1B	HR	5	2	3	3	0	1	0	5 2 3 3 0 1 0			
Keith Hernandez, L OBP: 0.412, SLG: 0.451 John Christensen, R OBP: 0.400, SLG: 0.667	5-3			G5-3 1B				SF9	K	2	0	1	0	0	0	0	2 0 1 0 0 0 0			
George Foster, R OBP: 0.306, SLG: 0.430 Herm Wittingham, L OBP: 0.417, SLG: 0.590	K			G5-3	F9			1B		3	0	0	0	0	1	3	3 0 0 0 0 1 3			
Hubie Brooks, R OBP: 0.341, SLG: 0.421 Kevin Mitchell, R OBP: 0.200, SLG: 0.200	6-3			K	F9			1B		2	0	0	0	0	1	1	1 0 1 1 0 0 0			
Darryl Strawberry, L OBP: 0.341, SLG: 0.444 Billy Beane, R	K				F7			P6		2	0	0	0	0	1	0	2 0 0 0 0 1 0			
Ray Knight, R OBP: 0.270, SLG: 0.281			6-3		E4 3-1 1B		F9		FC3-6 1B HR	4	1	2	0	0	0	0	4 1 2 0 0 0 0			
Mike Fitzgerald, R OBP: 0.265, SLG: 0.340 Calvin Schiraldi, R OBP: 0.299, SLG: 0.294 Jerry Martin, R OBP: 0.229, SLG: 0.259 Ed Lynch, R OBP: 0.229, SLG: 0.259 Junior Ortiz, R OBP: 0.246, SLG: 0.236 Wes Gardner, R OBP: 0.284, SLG: 0.249					3-1		K		FC3-6 1B	1	0	1	0	0	0	0	1 0 1 0 0 0 0 0			
Ron Darling, R OBP: 0.169, SLG: 0.175 Brent Gaff, R OBP: 0.429, SLG: 0.400	6-3							2B SF9 BB	F8	0	0	0	0	0	0	0	0 0 0 0 0 0 0 0			
Inning Stats	R: 0 E: 0 K: 1 S: 5	H: 0 LOB: 0 BB: 0 P: 5	R: 0 E: 0 K: 2 S: 7	H: 0 LOB: 0 BB: 0 P: 7	R: 0 E: 0 K: 0 S: 4	H: 1 LOB: 1 BB: 0 P: 4	R: 0 E: 0 K: 1 S: 6	H: 2 LOB: 1 BB: 0 P: 6	R: 0 E: 1 K: 0 S: 4	H: 1 LOB: 2 BB: 1 P: 8	R: 0 E: 0 K: 2 S: 6	H: 0 LOB: 0 BB: 0 P: 7	R: 0 E: 0 K: 2 S: 7	H: 3 LOB: 2 BB: 0 P: 12	R: 3 E: 0 K: 1 S: 8	H: 3 LOB: 0 BB: 0 P: 8	1B: 7 2B: 3 3B: 0 HR: 1	SF: 1 SAC: 0 DP: 1 HBP: 0	WP: 0 PB: 0 SB: 0 CS: 0	PA: 39
PITCHER	IP WLS BF H R ER SO BB IBB HBP BLK WP HR S P ERA WHIP	8.0 W 33 8 2 2 8 2 0 0 0 0 0 47 55 2.25 1.250	1.0 6 3 3 3 1 0 0 0 0 0 1 8 8 27.00 3.000																	

New York Mets @ Philadelphia Phillies
Veterans Stadium, Philadelphia, PA
Wed Sep 19 1984, 7:05 PM EDT
Att: 19,142 - Unknown

AB 36
R 5
H 11
RBI 5
BB 2
SO 9
LOB 17



Batter	1	2	3	4	5	6	7	8	9	AB	R	H	RBI	BB	SO	LOB	BOTTOM			
Jeff Stone, L OBP: 0.407, SLG: 0.471	1B WP	E SF8 1B	1-2 2-3 BB		3B		1-3	FC3-6 1B		5	3	4	2	1	0	0	5 3 4 2 1 0 0			
Juan Samuel, R OBP: 0.395, SLG: 0.443 Luis Aguayo, R OBP: 0.364, SLG: 0.478	WP 1B	F9	K		K		1B	K		5	2	2	0	0	2	5	5 2 2 0 0 2 5			
Von Hayes, L OBP: 0.366, SLG: 0.458	4-3 1H 3H 3B	E6 S	F7		E		BB 1B	FC3-6 1B		6	2	4	2	0	0	4	6 2 4 2 0 0 4			
Al Oliver, L OBP: 0.337, SLG: 0.365 Francisco Melendez, L OBP: 0.235, SLG: 0.188	4-3	FC6-4 IBB		E3	E4		BB 1B	FC3-6		3	0	1	1	1	0	1	3 0 1 1 1 0 1			
Ozzie Virgil, R OBP: 0.335, SLG: 0.446 Michael LaValliere, L	BB 3B	SF8		K	F7		P3	K		3	1	0	1	1	1	4	3 1 0 1 1 1 4			
John Russell, R OBP: 0.381, SLG: 0.500	F9	FC6-4		K			SF8 3B	BB		4	1	1	0	1	1	5	4 1 1 0 1 1 5			
Rick Schu, R OBP: 0.407, SLG: 0.650	3B BB		FC1-5 BB	K			SF8	5-3		2	1	0	1	2	1	4	2 1 0 1 2 1 4			
Steve Jeltz, S OBP: 0.245, SLG: 0.224			BB FC1-5		E6 F9 3B		E1 G4-6-3	BB 1B		4	2	2	3	1	0	0	4 2 2 3 1 0 0			
Steve Carlton, L OBP: 0.209, SLG: 0.250 Len Matuszek, L OBP: 0.353, SLG: 0.462 Don Carman, L	F7		FC1-5 BB		F9		G4-6-3	1B FC3-6 BB		4	0	0	0	0	0	5	4 0 0 0 0 0 5			
Inning Stats	R: 5 E: 0 K: 0 S: 7	H: 4 LOB: 1 BB: 2 P: 15	R: 1 E: 1 K: 0 S: 5	H: 1 LOB: 2 BB: 1 P: 9	R: 0 E: 0 K: 1 S: 5	H: 0 LOB: 3 BB: 3 P: 17	R: 0 E: 1 K: 3 S: 10	H: 0 LOB: 1 BB: 0 P: 10	R: 3 E: 2 K: 1 S: 9	H: 3 LOB: 1 BB: 0 P: 9	R: 1 E: 0 K: 0 S: 4	H: 1 LOB: 0 BB: 0 P: 4	R: 1 E: 0 K: 0 S: 6	H: 3 LOB: 3 BB: 1 P: 10	R: 2 E: 0 K: 2 S: 10	H: 3 LOB: 2 BB: 1 P: 14	1B: 11 2B: 0 3B: 4 HR: 0	SF: 2 SAC: 0 DP: 1 HBP: 0	WP: 1 PB: 0 SB: 0 CS: 0	PA: 50
PITCHER	IP WLS BF H R ER SO BB IBB HBP BLK WP HR S P ERA WHIP	1.1 L 13 5 6 5 0 2 1 0 0 0 0 2 2 33.75 5.250	0.2 2 0 0 0 0 0 0 0 0 0 0 0 2 2 0.00 0.000	2.0 10 0 0 0 4 3 0 0 0 0 0 0 15 27 0.00 1.500	2.0 11 4 4 1 1 0 0 0 0 0 0 13 23 4.50 2.000	2.0 14 6 3 3 2 2 0 0 0 0 0 0 16 24 13.50 4.000														

New York Mets @ Philadelphia Phillies
Veterans Stadium, Philadelphia, PA
Wed Sep 19 1984, 7:05 PM EDT
Att: 19,142 - Unknown

AB 40
R 13
H 15
RBI 12
BB 8
SO 7
LOB 34



Batter	1	2	3	4	5	6	7	8	9	AB	R	H	RBI	BB	SO	LOB	TOP					
Tim Raines, S (1, 8) OBP: 0.397, SLG: 0.440										5	0	0	0	0	2	2						
Miguel Dilone, S (1, 7) OBP: 0.344, SLG: 0.365										4	0	1	0	0	1	0						
Jim Wohlford, R (1, 9) OBP: 0.332, SLG: 0.442										3	1	2	0	1	0	0						
Gary Carter, R (1, 2) OBP: 0.364, SLG: 0.481										4	1	2	0	0	0	3						
Tim Wallach, R (1, 5) OBP: 0.318, SLG: 0.411										4	0	0	0	0	0	5						
Razor Shines, S (1, 3) OBP: 0.231, SLG: 0.333										4	0	1	1	0	1	3						
Doug Flynn, R (1, 4) OBP: 0.287, SLG: 0.281										2	0	1	0	0	0	1						
Roy Johnson, L (6, PH) OBP: 0.263, SLG: 0.444										1	0	0	0	0	0	1						
Mike Ramsey, S (6, 4) OBP: 0.198, SLG: 0.212										1	0	0	0	0	0	0						
Rene Gonzales, R (1, 6) OBP: 0.273, SLG: 0.318										2	0	0	0	0	0	1						
Wallace Johnson, S (7, PH) OBP: 0.320, SLG: 0.227										1	0	0	0	0	0	0						
Angel Salazar, R (7, 6) OBP: 0.170, SLG: 0.200										0	0	0	0	0	0	0						
Sal Butera, R (9, PH) OBP: 0.170, SLG: 0.200										0	0	0	0	1	0	0						
Tom Lawless, R (9, PR) OBP: 0.298, SLG: 0.291										0	0	0	0	0	0	0						
Dan Schatzeder, L (1, 1) OBP: 0.371, SLG: 0.455										2	0	0	0	0	2	1						
Tony Scott, S (7, PH) OBP: 0.317, SLG: 0.293										1	0	0	0	0	0	0						
Bob James, R (7, 1) OBP: 0.143, SLG: 0.143										0	0	0	0	0	0	0						
Mike Fuentes, R (9, PH) OBP: 0.400, SLG: 0.250										1	0	0	0	0	0	1						
Inning Stats	R: 0 E: 0 K: 1 S: 6	H: 1 LOB: 2 BB: 1 P: 10	R: 0 E: 0 K: 2 S: 8	H: 1 LOB: 1 BB: 0 P: 8	R: 0 E: 0 K: 1 S: 5	H: 0 LOB: 0 BB: 0 P: 5	R: 0 E: 0 K: 0 S: 4	H: 1 LOB: 1 BB: 0 P: 4	R: 0 E: 0 K: 1 S: 5	H: 0 LOB: 0 BB: 0 P: 5	R: 2 E: 0 K: 0 S: 6	H: 3 LOB: 1 BB: 0 P: 6	R: 0 E: 0 K: 0 S: 3	H: 0 LOB: 0 BB: 0 P: 3	R: 0 E: 1 K: 0 S: 5	H: 1 LOB: 2 BB: 0 P: 5	R: 0 E: 0 K: 1 S: 5	H: 0 LOB: 2 BB: 1 P: 9	1B: 3 2B: 4 3B: 0 HR: 0	SF: 0 SAC: 0 DP: 0 HBP: 0	WP: 0 PB: 0 CS: 0	PA: 37
PITCHER	IP WLS BF H R ER SO BB IBB HBP BLK WP HR S P ERA WHIP																					
Sid Fernandez, L (1, 1) ERA: 3.6	5.2 W 24	H 6 R 2 ER 2 SO 5	BB 1 IBB 0 HBP 0 BLK 1	WP 0 HR 0 S 33 P 37	ERA 3.18 WHIP 1.235																	
Brent Gaff, R (6, 1) ERA: 3.75	2.1 9	H 1 R 0 ER 0 SO 0	BB 0 IBB 0 HBP 0 BLK 0	WP 0 HR 0 S 9 P 9	ERA 0.00 WHIP 0.429																	
Jesse Orosco, L (9, 1) ERA: 2.7	1.0 4	H 0 R 0 ER 0 SO 1	BB 1 IBB 0 HBP 0 BLK 0	WP 0 HR 0 S 5 P 9	ERA 0.00 WHIP 1.000																	


Montreal Expos @ New York Mets
 Shea Stadium, Flushing, NY
 Fri Sep 21 1984, 7:05 PM EDT
 Att: 15,458 - Unknown


AB 35
 R 2
 H 7
 RBI 1
 BB 2
 SO 6
 LOB 18

Batter	1	2	3	4	5	6	7	8	9	AB	R	H	RBI	BB	SO	LOB	BOTTOM				
Mookie Wilson, S (1, 8) OBP: 0.300, SLG: 0.398										4	1	1	1	1	0	1					
Kevin Chapman, R (1, 4) OBP: 0.357, SLG: 0.412										4	0	0	0	0	2	1					
Keith Hernandez, L (1, 3) OBP: 0.416, SLG: 0.456										3	3	3	0	1	0	0					
George Foster, R (1, 7) OBP: 0.311, SLG: 0.439										3	1	3	3	0	0	0					
Hubie Brooks, R (1, 6) OBP: 0.339, SLG: 0.418										4	0	0	0	0	1	5					
Daryl Strawberry, L (1, 9) OBP: 0.360, SLG: 0.447										3	0	1	1	0	1	1					
Ray Knight, R (1, 5) OBP: 0.269, SLG: 0.289										4	1	1	1	0	0	2					
Mike Fitzgerald, R (1, 2) OBP: 0.289, SLG: 0.307										4	0	0	0	0	1	1					
Sid Fernandez, L (1, 1) OBP: 0.192, SLG: 0.192										2	0	1	0	0	0	1					
Brent Gaff, R (6, 1) ERA: 2.65										1	0	0	0	0	1	0					
Herm Winningham, L (6, PH) OBP: 0.385, SLG: 0.462										1	0	0	0	0	1	0					
Jesse Orosco, R (9, 1) OBP: 0.571, SLG: 0.250										0	0	0	0	0	0	0					
Inning Stats	R: 0 E: 0 K: 1 S: 6	H: 1 LOB: 2 BB: 1 P: 10	R: 0 E: 0 K: 1 S: 6	H: 1 LOB: 0 BB: 0 P: 6	R: 2 E: 0 K: 1 S: 8	H: 3 LOB: 1 BB: 0 P: 8	R: 0 E: 0 K: 0 S: 4	H: 1 LOB: 1 BB: 0 P: 4	R: 2 E: 0 K: 1 S: 7	H: 2 LOB: 0 BB: 0 P: 7	R: 1 E: 1 K: 2 S: 8	H: 1 LOB: 1 BB: 1 P: 12	R: 1 E: 0 K: 0 S: 4	H: 1 LOB: 1 BB: 0 P: 5	R: 0 E: 0 K: 1 S: 5	H: 0 LOB: 0 BB: 0 P: 5	1B: 5 2B: 1 3B: 1 HR: 3	SF: 1 SAC: 0 DP: 0 HBP: 1	WP: 0 PB: 0 CS: 0	PA: 37	
PITCHER	IP WLS BF H R ER SO BB IBB HBP BLK WP HR S P ERA WHIP																				
Dan Schatzeder, L (1, 1) ERA: 2.65	6.0 L 29	H 9 R 5 ER 5 SO 6	BB 2 IBB 0 HBP 0 BLK 0	WP 0 HR 3 S 39 P 47	ERA 7.50 WHIP 1.833																
Bob James, R (7, 1) ERA: 3.53	2.0 8	H 1 R 1 ER 1 SO 1	BB 0 IBB 0 HBP 1 BLK 0	WP 0 HR 0 S 9 P 10	ERA 4.50 WHIP 0.500																

Montreal Expos @ New York Mets
 Shea Stadium, Flushing, NY
 Fri Sep 21 1984, 7:05 PM EDT
 Att: 15,458 - Unknown

AB 33
 R 6
 H 10
 RBI 6
 BB 2
 SO 7
 LOB 12

Batter	1	2	3	4	5	6	7	8	9	AB	R	H	RBI	BB	SO	LOB	TOP						
Tim Raines, S OBP: 0.396, SLG: 0.438 (1, 8)	P6		K			K		K		5	1	1	0	0	3	4	Montreal Expos @ New York Mets Shea Stadium, Flushing, NY Sat Sep 22 1984, 3:33 AM EDT Att: 27,666 - Unknown AB 30 R 2 H 4 RBI 1 BB 7 SO 7 LOB 25 						
Bryan Little, S OBP: 0.330, SLG: 0.292 (1, 4)	4-3		FC4-6 BB		SH5-4		FC1-3 1B		F7	3	0	0	0	1	0	2							
Roy Johnson, L OBP: 0.364, SLG: 0.444 Jim Wohlford, R OBP: 0.333, SLG: 0.442 (7, PH) (7, 9)									4-3	0	0	0	0	3	0	0							
Dan Driessen, L OBP: 0.350, SLG: 0.431 (1, 3)	K		F8		E4		FC1-3 1B		K	5	0	0	1	0	2	7							
Tim Wallach, R OBP: 0.318, SLG: 0.410 (1, 5)		P3			F9		F7			4	0	1	0	0	0	4							
Mike Stenhouse, L OBP: 0.294, SLG: 0.302 Andre Dawson, R OBP: 0.302, SLG: 0.404 Max Venable, L OBP: 0.294, SLG: 0.381 (7, PH) (7, 7)		P4		K	3-1		K			3	0	0	0	0	1	3							
Sal Butera, R Miguel Dilone, S OBP: 0.342, SLG: 0.363 Angel Salazar, R OBP: 0.170, SLG: 0.200 (8, PH) (8, 6)		P5		P4		F9		5-3		3	0	0	0	0	0	1							
Rene Gonzales, R OBP: 0.320, SLG: 0.304 Wallace Johnson, S OBP: 0.346, SLG: 0.227 Jeff Reardon, R (8, PH) (8, 1)			FC4-6 SH BB	G3		SH3-4 BB				1	0	0	0	2	0	1							
David Palmer, R OBP: 0.167, SLG: 0.300 Bob James, R OBP: 0.143, SLG: 0.143 Gary Lucas, L Gary Carter, R OBP: 0.363, SLG: 0.481 (8, PH) (8, 2)			SH FC4-6		SH5-4 1B E 1B	SH3-4		P4		1	1	1	0	0	0	0							
Inning Stats	R: 0 E: 0 K: 1 S: 5	H: 0 LOB: 1 BB: 1 P: 9	R: 0 E: 0 K: 0 S: 3	H: 0 LOB: 0 BB: 0 P: 3	R: 0 E: 0 K: 1 S: 6	H: 0 LOB: 3 BB: 2 P: 14	R: 0 E: 0 K: 1 S: 6	H: 1 LOB: 1 BB: 0 P: 6	R: 2 E: 1 K: 0 S: 6	H: 2 LOB: 2 BB: 1 P: 10	R: 0 E: 0 K: 1 S: 5	H: 0 LOB: 1 BB: 1 P: 9	R: 0 E: 0 K: 1 S: 6	H: 1 LOB: 2 BB: 1 P: 10	R: 0 E: 0 K: 1 S: 5	H: 0 LOB: 1 BB: 1 P: 9		R: 0 E: 0 K: 1 S: 5	H: 0 LOB: 0 BB: 0 P: 5	1B: 4 2B: 0 3B: 0 HR: 0	SF: 0 SAC: 3 DP: 0 HBP: 0	WP: 0 PB: 0 CS: 1	PA: 40
PITCHER	IP WLS BF H R ER SO BB IBB HBP BLK WP HR S P ERA WHIP	6.0 W 5 3 2 1 4 5 0 0 0 0 0 0 31 51 1.50 1.333	1.0 W 5 1 0 0 1 1 0 0 0 0 0 0 6 10 0.00 2.000	2.0 S 7 0 0 0 2 1 0 0 0 0 0 0 10 14 0.00 0.500											IP WLS BF H R ER SO BB IBB HBP BLK WP HR S P ERA WHIP								

Batter	1	2	3	4	5	6	7	8	9	AB	R	H	RBI	BB	SO	LOB	BOTTOM				
Wally Backman, S OBP: 0.353, SLG: 0.338 (1, 4)	F8 S 4-3 BB		P5				SF8			2	1	1	1	1	0	0	Montreal Expos @ New York Mets Shea Stadium, Flushing, NY Sat Sep 22 1984, 3:33 AM EDT Att: 27,666 - Unknown AB 30 R 4 H 8 RBI 4 BB 3 SO 9 LOB 13 				
Mookie Wilson, S OBP: 0.298, SLG: 0.395 (1, 8)	F8		6-3		K		K			4	0	0	0	0	2	4					
Keith Hernandez, L OBP: 0.417, SLG: 0.460 (1, 3)	4-3			G3		4-3 1B 2B				4	1	2	2	0	0	0					
Darryl Strawberry, L OBP: 0.338, SLG: 0.444 (1, 9)	G3			K		4-3 2B		K		4	0	0	0	0	2	3					
George Foster, R OBP: 0.311, SLG: 0.438 (1, 7)			F8			K		K		4	0	1	0	0	2	1					
Hubie Brooks, R OBP: 0.340, SLG: 0.419 (1, 5)					P3			K		4	0	2	1	0	1	1					
Rafael Santana, R OBP: 0.324, SLG: 0.358 (1, 6)			F2			G5-4-3 BB		6-3		3	0	0	0	1	1	2					
Junior Ortiz, R OBP: 0.235, SLG: 0.231 Danny Heep, L OBP: 0.313, SLG: 0.302 José Oquendo, S OBP: 0.284, SLG: 0.249 Jesse Orosco, R OBP: 0.571, SLG: 0.250 (7, PH) (7, FR) (8, 1)			FC6-4		G5-4-3					2	0	0	0	0	0	2					
Bruce Berenyi, R OBP: 0.185, SLG: 0.208 Tom Gorman, L Ron Hodges, L OBP: 0.352, SLG: 0.267 (7, PH) (8, 2)			K							2	0	1	0	0	1	0					
Inning Stats	R: 1 E: 0 K: 0 S: 3	H: 0 LOB: 0 BB: 1 P: 7	R: 0 E: 0 K: 0 S: 4	H: 1 LOB: 1 BB: 0 P: 4	R: 0 E: 0 K: 1 S: 5	H: 0 LOB: 0 BB: 0 P: 5	R: 0 E: 0 K: 1 S: 6	H: 1 LOB: 1 BB: 0 P: 6	R: 0 E: 0 K: 1 S: 6	H: 2 LOB: 2 BB: 1 P: 10	R: 1 E: 0 K: 2 S: 9	H: 2 LOB: 0 BB: 0 P: 9	R: 2 E: 0 K: 2 S: 9	H: 2 LOB: 2 BB: 1 P: 13	R: 0 E: 0 K: 2 S: 7	H: 0 LOB: 0 BB: 0 P: 7		1B: 6 2B: 2 3B: 0 HR: 0	SF: 1 SAC: 0 DP: 1 HBP: 0	WP: 0 PB: 0 CS: 0	PA: 34
PITCHER	IP WLS BF H R ER SO BB IBB HBP BLK WP HR S P ERA WHIP	5.1 L 7 2 2 2 3 1 0 0 0 0 0 0 12 16 13.50 2.250	0.1 2 1 0 0 1 0 0 0 0 0 0 0 4 4 0.00 3.000	1.0 3 0 0 0 2 0 0 0 0 0 0 0 7 7 0.00 0.000											IP WLS BF H R ER SO BB IBB HBP BLK WP HR S P ERA WHIP						

Batter	1	2	3	4	5	6	7	8	9	AB	R	H	RBI	BB	SO	LOB	TOP			
Jeff Stone, L OBP: 0.396, SLG: 0.465 (1, 7)	4-3	F7		SF7		K			E1	4	0	0	1	0	1	2	Philadelphia Phillies @ New York Mets Shea Stadium, Flushing, NY Mon Sep 24 1984, 7:05 PM EDT Att: 11,071 - Unknown			
Juan Samuel, R OBP: 0.306, SLG: 0.447 (1, 4)	HR		FC5-4	F8			F8		6-3	5	2	2	1	0	0	2				
Von Hayes, L OBP: 0.362, SLG: 0.455 (1, 8)	G3		E4		HR		F7		G3	5	1	1	1	1	0	2				
Mike Schmidt, R OBP: 0.388, SLG: 0.543 (1, 5)	4-3		FC5-4		K				K	5	0	0	1	0	3	2				
Al Oliver, L OBP: 0.343, SLG: 0.371 (1, 3)		BB							K	3	1	2	0	1	1	0				
Tim Corcoran, L OBP: 0.438, SLG: 0.495 (8, PH)										3	0	0	0	0	1	4				
Sixto Lezcano, R OBP: 0.372, SLG: 0.482 (8, 9)										1	0	1	0	0	0	0				
Ozzie Virgil, R OBP: 0.332, SLG: 0.439 (1, 2)										4	1	2	0	0	1	2				
Steve Jeltz, S OBP: 0.303, SLG: 0.317 (8, PH)										2	0	1	0	1	0	0				
John Wockenfuss, R OBP: 0.394, SLG: 0.425 (8, PH)										0	0	0	0	1	0	0				
Ivan De Jesus, R OBP: 0.326, SLG: 0.309 (8, 6)										0	0	0	0	0	0	0				
John Denny, R OBP: 0.213, SLG: 0.200 (1, 1)										1	0	0	1	0	1	0				
John Russell, R OBP: 0.352, SLG: 0.457 (8, PH)										1	0	0	0	0	0	2				
Larry Andersen, R OBP: 0.333, SLG: 0.333 (8, 1)										0	0	0	0	0	0	0				
Tug McGraw, R OBP: 0.333, SLG: 0.333 (8, 1)										0	0	0	0	0	0	0				
Inning Stats	R: 1 E: 0 K: 0 S: 4	H: 1 LOB: 0 BB: 4	R: 2 E: 0 K: 0 S: 5	H: 2 LOB: 2 BB: 1 P: 9	R: 1 E: 1 K: 0 S: 5	H: 2 LOB: 1 BB: 0 P: 5	R: 1 E: 0 K: 0 S: 5	H: 2 LOB: 1 BB: 1 P: 5	R: 1 E: 0 K: 2 S: 8	H: 1 LOB: 1 BB: 1 P: 12	R: 0 E: 0 K: 1 S: 5	H: 0 LOB: 0 BB: 0 P: 5	R: 0 E: 0 K: 2 S: 8	H: 1 LOB: 2 BB: 1 P: 12	R: 0 E: 1 K: 1 S: 6	H: 0 LOB: 1 BB: 0 P: 6	1B: 6 2B: 2 3B: 0 HR: 2	SF: 2 SAC: 1 DP: 1 HBP: 0	WP: 0 PB: 0 SB: 0 CS: 0	PA: 40
PITCHER	IP WLS BF H R ER SO BB IBB HBP BLK WP HR S P ERA WHIP																			
Walt Terrell, R ERA: 3.57 (1, 1)	4.0	20	7	4	4	0	0	1	0	0	0	0	0	1	19	23	9.00	2.000		
Tom Gorman, L ERA: 3.02 (5, 1)	3.0	11	1	1	1	5	1	0	0	0	0	1	20	24	3.00	0.667				
Jesse Orosco, L ERA: 2.61 (8, 1)	1.0	5	1	0	0	2	1	0	0	0	0	0	8	12	0.00	2.000				
Brent Gaff, R ERA: 3.69 (9, 1)	1.0	4	0	0	0	1	0	0	0	0	0	0	6	6	0.00	0.000				

Batter	1	2	3	4	5	6	7	8	9	AB	R	H	RBI	BB	SO	LOB	BOTTOM			
Wally Backman, S OBP: 0.357, SLG: 0.339 (1, 4)	2B	L6		FC1-2						2	1	1	1	3	0	0	Philadelphia Phillies @ New York Mets Shea Stadium, Flushing, NY Mon Sep 24 1984, 7:05 PM EDT Att: 11,071 - Unknown			
Danny Heep, L OBP: 0.314, SLG: 0.307 (1, 9)	3B									3	1	1	0	0	1	3				
Kelvin Chapman, R OBP: 0.360, SLG: 0.414 (8, PH)										1	0	0	0	0	1	3				
Herm Wittingham, L OBP: 0.385, SLG: 0.462 (8, 8)	3B									0	0	0	0	0	0	0				
Keith Hernandez, L OBP: 0.412, SLG: 0.453 (1, 3)	3B									4	1	0	0	1	1	4				
Darryl Strawberry, L OBP: 0.342, SLG: 0.451 (1, 8)	6-3									2	1	1	3	2	0	0				
George Foster, R OBP: 0.310, SLG: 0.435 (1, 7)	6-3									4	0	1	1	0	1	2				
Hubie Brooks, R OBP: 0.342, SLG: 0.418 (1, 6)										3	1	1	0	1	0	1				
Ray Knight, R OBP: 0.272, SLG: 0.291 (1, 5)	F8									4	2	2	0	0	0	1				
Mike Fitzgerald, R OBP: 0.288, SLG: 0.306 (1, 2)	CS	4-3								4	0	1	0	0	0	2				
Walt Terrell, L OBP: 0.287, SLG: 0.113 (1, 1)										1	0	0	0	0	1	0				
Ron Hodges, L OBP: 0.287, SLG: 0.287 (4, PH)										0	0	0	0	0	0	0				
Mookie Wilson, S OBP: 0.301, SLG: 0.395 (4, PH)										0	0	0	0	0	0	0				
Tom Gorman, L OBP: 0.301, SLG: 0.395 (5, 1)										1	0	0	0	0	0	0				
Jesse Orosco, R OBP: 0.310, SLG: 0.250 (8, 1)										0	0	0	0	0	0	0				
Rusty Staub, L OBP: 0.296, SLG: 0.314 (8, PH)										1	0	1	2	0	0	0				
José Oquendo, S OBP: 0.296, SLG: 0.249 (8, PH)										0	0	0	0	0	0	0				
Brent Gaff, R ERA: 3.38 (8, 1)										0	0	0	0	0	0	0				
Inning Stats	R: 4 E: 0 K: 0 S: 5	H: 3 LOB: 0 BB: 2 P: 13	R: 0 E: 0 K: 1 S: 5	H: 0 LOB: 0 BB: 0 P: 5	R: 0 E: 0 K: 2 S: 6	H: 0 LOB: 0 BB: 1 P: 10	R: 1 E: 0 K: 0 S: 5	H: 2 LOB: 3 BB: 1 P: 10	R: 0 E: 0 K: 0 S: 4	H: 1 LOB: 1 BB: 0 P: 4	R: 0 E: 0 K: 0 S: 3	H: 0 LOB: 0 BB: 0 P: 3	R: 0 E: 0 K: 1 S: 5	H: 0 LOB: 2 BB: 2 P: 13	R: 2 E: 1 K: 1 S: 8	H: 3 LOB: 2 BB: 1 P: 12	1B: 6 2B: 2 3B: 1 HR: 0	SF: 0 SAC: 1 DP: 1 HBP: 1	WP: 0 PB: 0 SB: 0 CS: 2	PA: 41
PITCHER	IP WLS BF H R ER SO BB IBB HBP BLK WP HR S P ERA WHIP																			
John Denny, R ERA: 2.52 (1, 1)	7.0	32	6	5	5	4	5	1	1	0	0	0	0	3	3	6.43	1.571			
Larry Andersen, R ERA: 2.19 (8, 1)	0.0	3	2	2	1	0	0	0	0	0	0	3	3							
Tug McGraw, L ERA: 3.38 (8, 1)	1.0	4	1	0	0	1	0	1	0	0	0	5	9	0.00	1.000					

Batter	1	2	3	4	5	6	7	8	9	AB	R	H	RBI	BB	SO	LOB	TOP			
Jeff Stone, L OBP: 0.396, SLG: 0.460 Glenn Wilson, R OBP: 0.275, SLG: 0.372	4-0 G3-6-1 S BB		0-0 L1			0-0 F7	0-3 K		0-0 CS 1B	4	0	1	0	1	1	2	0 0 0 0 0 0 0 0			
Juan Samuel, R OBP: 0.309, SLG: 0.447	4-0 G3-6-1 1-2 BB			0-0 S S 4-3 1B		0-0 4-3		0-0 2-3	0-0 CS 1-2	3	1	1	0	1	0	0	3 1 1 0 1 0 0			
Von Hayes, L OBP: 0.363, SLG: 0.456	0-0 G3-6-1 1-2 2-3			4-0 S S 1-2 CS BB		0-0 4-3		0-0 1B 2B		3	1	1	0	1	0	2	3 1 1 0 1 0 2			
Al Oliver, L OBP: 0.343, SLG: 0.371 Sixto Lezcano, R OBP: 0.371, SLG: 0.480	0-0 3-1			0-0 4-3 1-2 2H			0-0 PB BB SF9 1B	0-3 K		3	1	1	1	0	0	2	3 1 1 1 0 0 2 1 0 0 0 0 1 1			
Tim Corcoran, L OBP: 0.440, SLG: 0.493		0-0 F7		0-0 F7			4-0 SF9 PB 1-2 FC6-4 BB	0-0 1B 2H	0-0 1B	3	1	1	1	1	0	0	3 1 1 1 1 0 0			
Ozzie Virgil, R OBP: 0.333, SLG: 0.439		0-0 5-3			0-0 6-3		4-0 FC6-4 1-2 2-3 IBB	0-0 1B	0-0 1B	3	0	1	0	1	0	0	3 0 1 0 1 0 0			
Rick Schu, R Len Matuszek, L Ivan De Jesus, R Tug McGraw, R Larry Andersen, R	0-0 P4						0-0 SF9	0-3 K		2	0	1	0	0	0	0	2 0 1 0 0 0 0 0 0 0 1 0 0 0 1 0 0 0 0 1 2 0 0 0 0 0 0 0 0 0 0 0 0 0 0			
Steve Jeltz, S Greg Gross, L Luis Aguayo, R			0-3 K		0-3 K		0-0 FC6-4 1-2 3-H	0-3 K		2	0	0	0	0	2	1	2 0 0 0 0 2 1 1 0 0 1 0 0 1 1 0 0 0 0 1 0			
Kevin Gross, R Kiko Garcia, R			0-0 F9		0-3 K		0-0 1-2 1B	0-3 K		3	0	1	0	0	1	1	3 0 1 0 0 1 1 1 0 0 0 0 1 0			
Inning Stats	R: 0 E: 0 K: 0 S: 2	H: 0 LOB: 1 BB: 2 P: 10	R: 0 E: 0 K: 0 S: 3	H: 0 LOB: 0 BB: 0 P: 3	R: 0 E: 0 K: 1 S: 5	H: 0 LOB: 0 BB: 0 P: 5	R: 1 E: 0 K: 0 S: 3	H: 1 LOB: 0 BB: 1 P: 7	R: 0 E: 0 K: 2 S: 8	H: 0 LOB: 1 BB: 0 P: 8	R: 2 E: 0 K: 1 S: 7	H: 2 LOB: 2 BB: 2 P: 15	R: 1 E: 0 K: 2 S: 10	H: 3 LOB: 2 BB: 0 P: 10	R: 0 E: 0 K: 2 S: 7	H: 1 LOB: 0 BB: 0 P: 7	1B: 7 2B: 1 3B: 0 HR: 0	SF: 1 SAC: 0 DP: 1 HBP: 0	WP: 0 PB: 1 SB: 3 CS: 2	PA: 38
PITCHER	IP WLS BF H R ER SO BB IBB HBP BLK WP HR S P ERA WHIP	7.0 28 4 3 3 4 4 1 0 0 0 0 0 31 51 3.86 1.143	2.0 9 4 1 1 4 0 0 0 0 0 0 0 17 17 4.50 2.000																	

Philadelphia Phillies @ New York Mets
Shea Stadium, Flushing, NY
Tue Sep 25 1984, 7:05 PM EDT
Att: 13,812 - Unknown

AB 31
R 4
H 8
RBI 4
BB 5
SO 8
LOB 12



Batter	1	2	3	4	5	6	7	8	9	AB	R	H	RBI	BB	SO	LOB	BOTTOM					
Wally Backman, S OBP: 0.360, SLG: 0.339	4-0 G3 S BB		4-0 BB			0-0 FC6 1B		0-3 K		2	0	1	0	2	1	1	2 0 1 0 2 1 1					
Herm Winningham, L OBP: 0.353, SLG: 0.412	0-3 K		0-3 K			0-0 FC6 1B 1-2 FC4-6		0-0 S 1B		4	1	1	1	0	2	3	4 1 1 1 0 2 3					
Keith Hernandez, L OBP: 0.411, SLG: 0.452	0-0 G3 1-3			0-0 F9		0-0 FC4-6 1B		0-0 F8		4	0	1	0	0	0	2	4 0 1 0 0 0 2					
Darryl Strawberry, L OBP: 0.340, SLG: 0.447	0-3 K			0-3 K		0-0 FC4-6 1-2 3-H		0-0 F8		4	0	0	1	0	2	3	4 0 0 1 0 2 3					
Hubie Brooks, R OBP: 0.343, SLG: 0.420		0-3 K		0-0 1B		0-0 F8		0-0 3B 2B		4	1	2	0	0	1	1	4 1 2 0 0 1 1					
Danny Heep, L OBP: 0.309, SLG: 0.303 Mookie Wilson, S OBP: 0.302, SLG: 0.400		0-0 F8		0-3 K			0-0 F8	0-0 1B 3B		3	0	0	0	0	1	1	3 0 0 0 0 1 1 1 1 1 1 0 0 0					
Ray Knight, R Ed Lynch, R George Foster, R		0-0 4-3			0-3 K		0-0 F9	0-3 K		3	0	0	0	0	1	0	3 0 0 0 0 1 0 0 0 0 0 0 0 0 1 0 0 0 0 1 1					
Ron Hodges, L José Quiñones, S			0-0 F7		0-0 F8		0-3 K	0-0 HR 1B		4	0	1	1	0	1	0	4 0 1 1 0 1 0 0 1 0 0 0 0 0					
Ron Darling, R Rafael Santana, R Rusty Staub, L				0-0 6-3			0-0 K	0-0 1B 3B	0-0 HR	2	0	0	0	0	1	0	2 0 0 0 0 1 0 1 1 1 0 0 0 0 1 1 1 2 0 0 0					
Inning Stats	R: 0 E: 0 K: 2 S: 7	H: 0 LOB: 1 BB: 1 P: 11	R: 0 E: 0 K: 1 S: 5	H: 0 LOB: 0 BB: 0 P: 5	R: 0 E: 0 K: 1 S: 5	H: 0 LOB: 1 BB: 1 P: 9	R: 0 E: 0 K: 2 S: 8	H: 1 LOB: 0 BB: 0 P: 8	R: 0 E: 0 K: 2 S: 7	H: 0 LOB: 0 BB: 0 P: 7	R: 1 E: 0 K: 1 S: 5	H: 2 LOB: 1 BB: 0 P: 5	R: 0 E: 0 K: 1 S: 5	H: 0 LOB: 0 BB: 0 P: 5	R: 1 E: 0 K: 1 S: 7	H: 2 LOB: 1 BB: 0 P: 7	R: 4 E: 0 K: 1 S: 7	H: 4 LOB: 1 BB: 0 P: 7	1B: 5 2B: 1 3B: 2 HR: 1	SF: 0 SAC: 0 DP: 0 HBP: 0	WP: 0 PB: 0 SB: 2 CS: 0	PA: 36
PITCHER	IP WLS BF H R ER SO BB IBB HBP BLK WP HR S P ERA WHIP	7.1 29 5 2 2 2 0 2 0 0 0 0 0 4 4 27.00 3.000	0.2 4 2 2 2 0 0 0 0 0 0 0 0 4 4 27.00 3.000	0.1 3 2 2 2 1 0 0 0 0 0 0 1 5 5 54.00 6.000																		

Philadelphia Phillies @ New York Mets
Shea Stadium, Flushing, NY
Tue Sep 25 1984, 7:05 PM EDT
Att: 13,812 - Unknown


AB 34
R 6
H 9
RBI 6
BB 2
SO 11
LOB 12



Batter	1	2	3	4	5	6	7	8	9	AB	R	H	RBI	BB	SO	LOB	TOP										
Jeff Stone, L (1,7) OBP: 0.398, SLG: 0.461 Rene Martin, R (7,1) OBP: 0.375, SLG: 0.375 Rick Schu, R (8,5) OBP: 0.387, SLG: 0.583	0-0 1-3		0-0 1-2 1B		0-0 2H 1B		0-0 F7		0-0 6-3	4	0	2	1	0	0	2											
Juan Samuel, R (1,4) OBP: 0.309, SLG: 0.446	0-3 K		0-3 K		0-0 1-2 1B		0-0 F2			4	0	1	0	0	2	4											
Von Hayes, L (1,8) OBP: 0.362, SLG: 0.454	0-0 F9		0-3 K		0-3 K		0-0 FC6-4 BB			3	0	0	0	1	2	3											
Mike Schmidt, R (1,5) OBP: 0.389, SLG: 0.541 Steve Fireovid, S (8,1)		4-0 BB BB BB	0-3 K		4-0 G5-4-3 BB		0-0 FC6-4 1B			2	0	0	0	2	1	3											
John Wockenfuss, R (1,3) OBP: 0.396, SLG: 0.424	4-0 1-2 BB BB			0-0 6-3		0-3 K		0-0 1-2 1B		3	0	1	0	1	1	1											
Ozzie Virgil, R (1,2) OBP: 0.331, SLG: 0.435	0-0 L6			0-0 P4		0-0 G5-4-3		0-3 K		4	0	0	0	0	1	5											
John Russell, R (1,9) OBP: 0.452 Greg Gross, L (7,PH) OBP: 0.390, SLG: 0.373	4-0 1-2 2-3 BB			0-0 P6			0-0 BB 1B		0-0 1-3	1	0	0	0	1	0	0											
Steve Jeltz, S (1,6) OBP: 0.300, SLG: 0.302 Tim Corcoran, L (7,PH) OBP: 0.441, SLG: 0.490	0-0 G5-4-3				4-0 SH2-4 1B BB		0-0 F5		4-0 G4-6-3 BB	1	1	0	0	1	0	3											
Jerry Koosman, R (1,1) OBP: 0.120, SLG: 0.108 Al Oliver, L (7,PH) OBP: 0.344, SLG: 0.371 Ivan De Jesus, R (7,6) OBP: 0.325, SLG: 0.307					0-0 1B		0-0 SH2-4		0-0 G4-6-3	1	0	1	0	0	0	0											
Inning Stats	R: 0 E: 0 K: 1 S: 5	H: 0 LOB: 0 BB: 0 P: 5	R: 0 E: 0 K: 0 S: 2	H: 0 LOB: 2 BB: 3 P: 14	R: 0 E: 0 K: 3 S: 11	H: 2 LOB: 2 BB: 0 P: 11	R: 0 E: 0 K: 0 S: 3	H: 0 LOB: 0 BB: 0 P: 3	R: 1 E: 0 K: 1 S: 6	H: 2 LOB: 1 BB: 1 P: 10	R: 0 E: 0 K: 1 S: 4	H: 1 LOB: 2 BB: 1 P: 8	R: 0 E: 0 K: 1 S: 6	H: 1 LOB: 2 BB: 1 P: 10	R: 0 E: 0 K: 0 S: 2	H: 0 LOB: 0 BB: 1 P: 6	1B: 6 2B: 0 3B: 0 HR: 0	SF: 0 SAC: 1 DP: 3 HBP: 0	WP: 0 PB: 0 SB: 1 CS: 1	PA: 37							
PITCHER	IP	WLS	BF	H	R	ER	SO	BB	IBB	HBP	BLK	WP	HR	S	P	ERA	WHIP										
Sid Fernandez, L (1,1) ERA: 3.5	5.0	W	21	4	1	1	5	4	0	0	0	0	0	27	43	1.80	1.600										
Wes Gardner, R (6,1) ERA: 6.39	2.0		8	1	0	0	1	2	0	0	0	0	0	8	16	0.00	1.500										
Doug Sisk, R (8,1) ERA: 2.09	2.0		8	1	0	0	1	2	0	0	0	0	0	8	16	0.00	1.500										

Philadelphia Phillies @ New York Mets
Shea Stadium, Flushing, NY
Wed Sep 26 1984, 3:33 AM EDT
Att: 5,251 - Unknown


AB 28
R 1
H 6
RBI 1
BB 8
SO 7
LOB 25



Batter	1	2	3	4	5	6	7	8	9	AB	R	H	RBI	BB	SO	LOB	BOTTOM											
Mookie Wilson, S (1,8) OBP: 0.305, SLG: 0.406 Doug Sisk, R (8,1) OBP: 0.167, SLG: 0.091	4-0 6-3 1B BB		0-0 E7 WP FC5-2 1B		0-0 6-3		0-0 1H HR			3	2	2	2	1	0	0												
Kevin Chapman, R (1,4) OBP: 0.363, SLG: 0.409	4-0 1-2 1B BB		0-0 FC5-2 5-3-5 2H		4-0 S WP FC6-4 BB		0-0 P4			2	1	0	0	2	0	1												
John Stearns, R (1,3) OBP: 0.455, SLG: 0.286	0-0 6-3		0-0 5-3-5		4-0 FC6-4 BB		4-0 WP S 1B BB			2	1	0	0	2	0	3												
John Christensen, R (1,7) OBP: 0.444, SLG: 0.714	0-0 2H 3H 1B			0-0 6-3 2B 2B		0-0 FC6-4 CS		0-0 F8		4	1	2	2	0	0	2												
Kevin Mitchell, R (1,5) OBP: 0.222, SLG: 0.222	0-0 F7			0-3 K		0-0 CS		0-0 4-3		4	0	1	1	0	1	2												
Billy Beane, R (1,9) OBP: 0.125, SLG: 0.125		0-0 CS 1B		0-0 6-3		0-3 K		0-0 CS		4	0	1	0	0	1	1												
Rafael Santana, R (1,6) OBP: 0.325, SLG: 0.399		0-0 4-3		0-0 2B		0-0 HR		0-0 5-3		4	1	2	2	0	0	1												
John Gibbons, R (1,2) OBP: 0.188, SLG: 0.071		0-0 1B		3H 4-0 IBB		0-0 F8		0-3 K		3	0	1	0	1	1	0												
Sid Fernandez, L (1,1) OBP: 0.179, SLG: 0.179 Wes Gardner, R (6,1) Herm Winningham, L (7,PH) OBP: 0.388, SLG: 0.412		0-0 4-3		0-3 K			4-0 S HR BB			2	0	0	0	0	1	3												
Inning Stats	R: 1 E: 0 K: 0 S: 3	H: 1 LOB: 1 BB: 2 P: 11	R: 0 E: 0 K: 0 S: 4	H: 2 LOB: 1 BB: 0 P: 4	R: 0 E: 1 K: 0 S: 3	H: 1 LOB: 0 BB: 0 P: 3	R: 1 E: 0 K: 2 S: 9	H: 2 LOB: 2 BB: 1 P: 13	R: 1 E: 0 K: 0 S: 2	H: 0 LOB: 0 BB: 2 P: 10	R: 1 E: 0 K: 1 S: 6	H: 1 LOB: 0 BB: 0 P: 6	R: 3 E: 0 K: 0 S: 4	H: 2 LOB: 0 BB: 2 P: 12	R: 0 E: 0 K: 1 S: 5	H: 0 LOB: 0 BB: 0 P: 5	1B: 5 2B: 3 3B: 0 HR: 2	SF: 0 SAC: 0 DP: 1 HBP: 0	WP: 3 PB: 0 SB: 4 CS: 3	PA: 37								
PITCHER	IP	WLS	BF	H	R	ER	SO	BB	IBB	HBP	BLK	WP	HR	S	P	ERA	WHIP											
Jerry Koosman, L (1,1) ERA: 3.28	6.0	L	26	7	4	4	3	4	1	0	0	0	1	1	4	12	27.00	4.000										
Rene Martin, R (7,1) ERA: 4.14	1.0		6	2	3	3	0	2	0	0	0	1	1	4	12	27.00	4.000											
Steve Fireovid, R (8,1) ERA: 2.25	1.0		3	0	0	0	1	0	0	0	0	0	0	5	5	0.00	0.000											

Philadelphia Phillies @ New York Mets
Shea Stadium, Flushing, NY
Wed Sep 26 1984, 3:33 AM EDT
Att: 5,251 - Unknown


AB 28
R 7
H 9
RBI 7
BB 7
SO 4
LOB 13



Batter	1	2	3	4	5	6	7	8	9	AB	R	H	RBI	BB	SO	LOB	TOP			
Mookie Wilson, S (1, 8) OBP: 0.307, SLG: 0.411 Billy Beane, R (8, PH) OBP: 0.111, SLG: 0.111	0-0 3-1 2B		0-0 2B		0-0 FC6-4			0-0 F7		3	0	2	0	0	0	1				
Kelvin Chapman, R (1, 4) OBP: 0.356, SLG: 0.401	0-3 K		0-3 K		0-0 6-3			0-3 K		4	0	0	0	0	3	3				
Keith Hernandez, L (1, 3) OBP: 0.409, SLG: 0.449 John Stearns, R (6, 3) OBP: 0.417, SLG: 0.250	0-0 3-1 2-3			0-0 F9		0-0 F9		0-0 F5		3	0	0	0	0	0	1				
George Foster, R (1, 7) OBP: 0.309, SLG: 0.433	0-0 5-3			0-0 1B		0-3 K		0-0 4-3		4	0	1	0	0	1	1				
Hubie Brooks, R (1, 5) OBP: 0.341, SLG: 0.417		0-3 K		0-0 F5		0-0 5-3		0-0 F9		4	0	0	0	0	1	1				
John Christensen, R (1, 9) OBP: 0.333, SLG: 0.500		0-3 K		0-0 F7		0-0 F3				3	0	0	0	0	1	1				
Rafael Santana, R (1, 6) OBP: 0.325, SLG: 0.393			0-0 5-3		4-0 FC6-4 BB		0-0 F5			2	0	0	0	1	0	0				
John Gibbons, R (1, 2) OBP: 0.171, SLG: 0.065				0-0 F9		0-3 K		0-0 F5		3	0	0	0	0	1	1				
Calvin Schiraldi, R (1, 1) Ron Gardenhire, R (8, PH) OBP: 0.294, SLG: 0.313 Ed Lynch, R (5, 1) OBP: 0.222, SLG: 0.259 Kevin Mitchell, R (8, PH) OBP: 0.300, SLG: 0.300 Tom Gorman, L (8, 1)				0-0 F9		0-0 F7		0-0 1B		1	0	0	0	0	0	0				
Inning Stats	R: 0 E: 0 K: 1 S: 6	H: 1 LOB: 1 BB: 0 P: 6	R: 0 E: 0 K: 2 S: 7	H: 0 LOB: 0 BB: 0 P: 7	R: 0 E: 0 K: 1 S: 6	H: 1 LOB: 1 BB: 0 P: 6	R: 0 E: 0 K: 0 S: 4	H: 1 LOB: 1 BB: 0 P: 4	R: 0 E: 0 K: 1 S: 5	H: 0 LOB: 1 BB: 1 P: 9	R: 0 E: 0 K: 0 S: 3	H: 0 LOB: 0 BB: 0 P: 3	R: 0 E: 0 K: 1 S: 6	H: 1 LOB: 1 BB: 0 P: 6	R: 0 E: 0 K: 0 S: 3	H: 0 LOB: 0 BB: 0 P: 3	1B: 2 2B: 2 3B: 0 HR: 0	SF: 0 SAC: 0 DP: 0 HBP: 0	WP: 0 PB: 0 SB: 0 CS: 0	PA: 32
PITCHER Joe Hesketh, L (1, 1) ERA: 1.8	IP: 9.0 WLS: W BF: 32 H: 4 R: 0 ER: 0 SO: 7 BB: 1 IBB: 0 HBP: 0 BLK: 0 WP: 0 HR: 0 S: 45 P: 49 ERA: 0.00 WHIP: 0.556															PITCHER				

New York Mets @ Montreal Expos
Olympic Stadium, Montreal, QB
Fri Sep 28 1984, 7:05 PM EDT
Att: 12,164 - Unknown


AB	31
R	0
H	4
RBI	0
BB	1
SO	7
LOB	11



Batter	1	2	3	4	5	6	7	8	9	AB	R	H	RBI	BB	SO	LOB	BOTTOM			
Tim Raines, S (1, 8) OBP: 0.392, SLG: 0.434	0-0 4-3		0-0 F7	0-0 1-3 2-H 1B		0-0 F5				4	0	1	1	0	0	2				
Roy Johnson, L (1, 7) OBP: 0.306, SLG: 0.333	0-3 K		4-0 1-2 BB	0-3 1-2 K		0-0 FC4-6				3	0	0	0	1	2	2				
Andre Dawson, R (1, 9) OBP: 0.301, SLG: 0.414	0-3 K		0-0 G1-4-6-3 1-2		0-0 F7			0-0 F5		4	0	0	0	0	1	2				
Gary Carter, R (1, 2) OBP: 0.365, SLG: 0.489		0-0 HR 1B		0-0 BB FC3-6 1B	0-0 BB 1B 2B		0-0 F6			4	3	3	0	0	0	0				
Dan Driessen, L (1, 3) OBP: 0.352, SLG: 0.444		0-0 1-H HR		4-0 FC3-6 1B BB	0-0 2-H 1B		0-0 F8			3	2	2	3	1	0	0				
Tim Lincecum, R (1, 5) OBP: 0.313, SLG: 0.399		0-0 4-3		4-0 FC3-6 1B BB	0-3 K			0-3 K		3	0	0	0	1	2	1				
Tom Lawless, R (1, 4) OBP: 0.295, SLG: 0.299		0-0 F4		0-3 K	0-0 F2			0-0 1-3		4	0	0	0	0	1	4				
Rene Gonzales, R (1, 6) OBP: 0.303, SLG: 0.267		0-3 K		0-0 FC3-6 1B 1B		0-0 E6 FC1-6		0-3 K		4	1	0	1	0	2	2				
Joe Hesketh, R (1, 1) OBP: 0.250, SLG: 0.100			4-0 BB	0-0 1B E 1B		0-0 FC1-6 FC4-6				2	1	1	1	1	0	1				
Inning Stats	R: 0 E: 0 K: 2 S: 7	H: 0 LOB: 0 BB: 0 P: 7	R: 2 E: 0 K: 1 S: 7	H: 2 LOB: 0 BB: 0 P: 7	R: 0 E: 0 K: 0 S: 2	H: 0 LOB: 1 BB: 2 P: 10	R: 4 E: 0 K: 2 S: 10	H: 3 LOB: 1 BB: 2 P: 18	R: 1 E: 0 K: 1 S: 7	H: 2 LOB: 1 BB: 0 P: 7	R: 0 E: 1 K: 0 S: 4	H: 0 LOB: 1 BB: 0 P: 4	R: 0 E: 0 K: 0 S: 3	H: 0 LOB: 0 BB: 0 P: 3	R: 0 E: 0 K: 2 S: 7	H: 0 LOB: 0 BB: 0 P: 7	1B: 5 2B: 1 3B: 0 HR: 1	SF: 0 SAC: 0 DP: 1 HBP: 0	WP: 0 PB: 0 SB: 1 CS: 0	PA: 35
PITCHER Calvin Schiraldi, R (1, 1) ERA: 5.71 Ed Lynch, R (5, 1) ERA: 4.39 Tom Gorman, L (8, 1) ERA: 2.97	IP: 4.0 WLS: L BF: 20 H: 5 R: 6 ER: 5 SO: 5 BB: 4 IBB: 0 HBP: 0 BLK: 0 WP: 0 HR: 1 S: 26 P: 42 ERA: 11.25 WHIP: 2.250															PITCHER				

New York Mets @ Montreal Expos
Olympic Stadium, Montreal, QB
Fri Sep 28 1984, 7:05 PM EDT
Att: 12,164 - Unknown

AB	31
R	7
H	7
RBI	6
BB	4
SO	8
LOB	14



Batter	1	2	3	4	5	6	7	8	9	AB	R	H	RBI	BB	SO	LOB	TOP								
Wally Backman, S OBP: 0.360, SLG: 0.339 Ron Gardenhire, R OBP: 0.282, SLG: 0.310	F5		FC5-4 1B	F7		F4		K		3	0	1	0	0	0	0									
John Stearns, R OBP: 0.353, SLG: 0.231	F9		FC5-4 HR			K		6-3 1B		5	2	1	0	0	1	1									
Mookie Wilson, S OBP: 0.307, SLG: 0.409 Billy Beane, R OBP: 0.100, SLG: 0.100	F9		F8			2B SF8		6-3		3	1	0	0	1	0	2									
Darryl Strawberry, L OBP: 0.342, SLG: 0.456		K	HR			1B		K		4	2	2	2	1	2	0									
Ray Knight, R OBP: 0.279, SLG: 0.299		2B 3B	BB			2B		FC5 1B		4	1	4	1	1	0	0									
Danny Heep, L OBP: 0.316, SLG: 0.311 Ed Lynch, R OBP: 0.222, SLG: 0.259		1B	1B			IBB		FC5 1B		1	1	1	2	2	0	0									
Herm Winningham, L OBP: 0.391, SLG: 0.500		2B	BB			SF8		SF7		0	0	0	0	0	0	0									
Rafael Santana, R OBP: 0.316, SLG: 0.383		2B	BB			3B		3H		5	1	2	2	0	2	6									
Walt Terrell, L OBP: 0.092, SLG: 0.107 Kevin Mitchell, R OBP: 0.300, SLG: 0.300		3B	BB			1-3		1-2		4	0	0	1	0	0	2									
		6-3				5-3		FC5		4	0	0	1	0	0	2									
		3B				4-3		F4		4	0	0	0	0	1	0									
		K						5-3		0	0	0	0	0	0	0									
Inning Stats	R: 0 E: 0 K: 0 S: 3	H: 0 LOB: 0 BB: 0 P: 3	R: 3 E: 0 K: 2 S: 10	H: 3 LOB: 0 BB: 0 P: 10	R: 2 E: 0 K: 1 S: 8	H: 3 LOB: 2 BB: 1 P: 12	R: 0 E: 0 K: 0 S: 3	H: 0 LOB: 0 BB: 0 P: 3	R: 1 E: 0 K: 1 S: 6	H: 1 LOB: 2 BB: 2 P: 14	R: 0 E: 0 K: 0 S: 3	H: 0 LOB: 0 BB: 0 P: 3	R: 2 E: 0 K: 0 S: 6	H: 3 LOB: 2 BB: 1 P: 10	R: 0 E: 0 K: 1 S: 5	H: 0 LOB: 0 BB: 0 P: 5	R: 0 E: 0 K: 2 S: 8	H: 1 LOB: 2 BB: 1 P: 12	1B: 6 2B: 3 3B: 1 HR: 1	SF: 2 SAC: 0 DP: 0 HBP: 0	WP: 0 PB: 0 SB: 0 CS: 0	PA: 43			
PITCHER	IP	WLS	BF	H	R	ER	SO	BB	IBB	HBP	BLK	WP	HR	S	P	ERA	WHIP								
Bryn Smith, R ERA: 3.52	2.2	L	14	6	5	5	2	0	0	0	0	0	1	18	18	16.88	2.250								
Rick Graepenhin, R ERA: 3.52	1.1		5	0	0	1	1	1	0	0	0	0	0	6	10	0.00	0.750								
Greg Bargar, R ERA: 7.26	2.0		9	1	1	1	1	1	1	0	0	0	0	9	17	4.50	1.000								
Randy St. Claire, R ERA: 4.5	3.0		15	4	2	2	3	1	1	0	0	0	0	19	27	6.00	1.667								

New York Mets @ Montreal Expos
Olympic Stadium, Montreal, QB
Sat Sep 29 1984, 7:05 PM EDT
Att: 18,179 - Unknown

AB 36
R 8
H 11
RBI 8
BB 5
SO 7
LOB 11



Batter	1	2	3	4	5	6	7	8	9	AB	R	H	RBI	BB	SO	LOB	BOTTOM
Tim Raines, S OBP: 0.394, SLG: 0.439	2B			F7		F8			1B	5	2	3	1	0	0	2	
Bryan Little, S OBP: 0.333, SLG: 0.297	1B								3B	5	1	3	2	0	0	1	
Andre Dawson, R OBP: 0.301, SLG: 0.411	1B								1B	4	0	0	0	1	0	2	
Gary Carter, R OBP: 0.364, SLG: 0.486	2B								1B	4	0	0	0	1	1	4	
Dan Driessen, L OBP: 0.353, SLG: 0.444	1B								1B	5	0	2	1	0	0	3	
Tim Lincecum, R OBP: 0.313, SLG: 0.397	2B								1B	3	0	0	0	1	0	3	
Roy Johnson, L OBP: 0.300, SLG: 0.303	1B								1B	3	0	0	0	1	2	5	
Angel Salazar, R OBP: 0.181, SLG: 0.205 Max Venable, L OBP: 0.276, SLG: 0.352 Rene Gonzales, R OBP: 0.303, SLG: 0.267 Razor Shines, S OBP: 0.286, SLG: 0.350 Mike Ramsey, S OBP: 0.198, SLG: 0.212		K							1B	2	0	0	0	0	1	0	
Bryn Smith, R ERA: 3.52 Rick Graepenhin, R ERA: 3.52 Wallace Johnson, S ERA: 7.26 Greg Bargar, R ERA: 7.26 Mike Stenhouse, L OBP: 0.199, SLG: 0.255 Randy St. Claire, R ERA: 4.5 Miguel Dilone, S OBP: 0.246, SLG: 0.367		K							1B	1	0	0	0	0	0	0	
		4-3							1B	2	0	0	0	0	1	0	
		1-3							1B	1	0	0	0	0	0	0	
		1B							1B	1	0	0	0	0	0	0	
		1-3							1B	1	0	0	0	0	0	0	
		1B							1B	1	0	0	0	0	0	0	
		1-3							1B	1	0	0	0	0	0	0	
		1B							1B	1	0	0	0	0	0	0	
		1-3							1B	1	0	0	0	0	0	0	
		1B							1B	1	0	0	0	0	0	0	
		1-3							1B	1	0	0	0	0	0	0	
		1B							1B	1	0	0	0	0	0	0	
		1-3							1B	1	0	0	0	0	0	0	
		1B							1B	1	0	0	0	0	0	0	
		1-3							1B	1	0	0	0	0	0	0	
		1B							1B	1	0	0	0	0	0	0	
		1-3							1B	1	0	0	0	0	0	0	
		1B							1B	1	0	0	0	0	0	0	
		1-3							1B	1	0	0	0	0	0	0	
		1B							1B	1	0	0	0	0	0	0	
		1-3							1B	1	0	0	0	0	0	0	
		1B							1B	1	0	0	0	0	0	0	
		1-3							1B	1	0	0	0	0	0	0	
		1B							1B	1	0	0	0	0	0	0	
		1-3							1B	1	0	0	0	0	0	0	
		1B							1B	1	0	0	0	0	0	0	
		1-3							1B	1	0	0	0	0	0	0	
		1B							1B	1	0	0	0	0	0	0	
		1-3							1B	1	0	0	0	0	0	0	
		1B							1B	1	0	0	0	0	0	0	
		1-3							1B	1	0	0	0	0	0	0	
		1B							1B	1	0	0	0	0	0	0	
		1-3							1B	1	0	0	0	0	0	0	
		1B							1B	1	0	0	0	0	0	0	
		1-3							1B	1	0	0	0	0	0	0	
		1B							1B	1	0	0	0	0	0	0	
		1-3							1B	1	0	0	0	0	0	0	
		1B							1B	1	0	0	0	0	0	0	
		1-3							1B	1	0	0	0	0	0	0	
		1B							1B	1	0	0	0	0	0	0	
		1-3							1B	1	0	0	0	0	0	0	
		1B							1B	1	0	0	0	0	0	0	
		1-3							1B	1	0	0	0	0	0	0	
		1B							1B	1	0	0	0	0	0	0	
		1-3							1B	1	0	0	0	0	0	0	
		1B							1B	1	0	0	0	0	0	0	
		1-3							1B	1	0	0	0	0	0	0	
		1B							1B	1	0	0	0	0	0	0	
		1-3							1B	1	0	0	0	0	0	0	
		1B							1B	1	0	0	0	0	0	0	
		1-3							1B	1	0	0	0	0	0	0	
		1B							1B	1	0	0	0	0	0	0	
		1-3							1B	1	0	0	0	0	0	0	
		1B							1B	1	0	0	0	0	0	0	
		1-3							1B	1	0	0	0	0	0	0	
		1B							1B	1	0	0	0	0	0	0	
		1-3							1B	1	0	0	0	0	0	0	
		1B							1B	1	0	0	0	0	0	0	
		1-3							1B	1	0	0	0	0	0	0	
		1B							1B	1	0	0	0	0	0	0	
		1-3							1B	1	0	0	0	0	0	0	
</																	

Batter	1	2	3	4	5	6	7	8	9	AB	R	H	RBI	BB	SO	LOB	TOP			
Herm Winningham, L (1, 8) OBP: 0.428, SLG: 0.519	F9		CS 1B		1B		1B		F8	5	0	3	0	0	0	0				
John Stearns, R (1, 2) OBP: 0.333, SLG: 0.235	F4		K		F4		1B			4	0	1	1	0	1	2				
Kevin Mitchell, R (1, 5) OBP: 0.214, SLG: 0.214	F5		5-3		F7		K			4	0	0	0	0	1	3				
Darryl Strawberry, L (1, 9) OBP: 0.343, SLG: 0.467		HR		HR		K		F4		4	2	2	2	0	1	0				
George Foster, R (1, 7) OBP: 0.311, SLG: 0.443		HR		G3				F7		3	1	2	1	0	0	0				
John Christensen, R (7, 7) OBP: 0.359, SLG: 0.455		HR				3B				1	0	0	0	0	0	0				
Danny Heep, L (1, 3) OBP: 0.318, SLG: 0.312		CS BB		F7		F7				3	0	1	0	1	0	1				
Rafael Santana, R (1, 6) OBP: 0.317, SLG: 0.382																				
Ron Hodges, L (8, PH) OBP: 0.351, SLG: 0.264				6-3						3	0	1	0	0	0	0				
José Oquendo, S (8, 6) OBP: 0.284, SLG: 0.249		1B								1	0	0	0	0	1	1				
Ron Gardenhire, R (1, 4) OBP: 0.276, SLG: 0.304		F3				F8		F8		4	0	0	0	0	0	1				
Ron Darling, R (1, 1) OBP: 0.159, SLG: 0.164																				
Mookie Wilson, S (7, PH) OBP: 0.308, SLG: 0.409		5-3								0	1	0	0	1	0	0				
Brent Gaff, R (7, 1)										0	0	0	0	0	0	0				
Jesse Orosco, R (8, 1) OBP: 0.291, SLG: 0.361						1B BB				0	0	0	0	0	0	0				
Rusty Staub, L (9, PH) OBP: 0.291, SLG: 0.361										1	0	0	0	0	0	0				
Inning Stats	R: 0 E: 0 K: 0 S: 3	H: 0 LOB: 0 BB: 0 P: 3	R: 2 E: 0 K: 0 S: 5	H: 3 LOB: 1 BB: 1 P: 9	R: 0 E: 0 K: 1 S: 5	H: 1 LOB: 0 BB: 0 P: 5	R: 1 E: 0 K: 0 S: 4	H: 1 LOB: 0 BB: 0 P: 4	R: 0 E: 0 K: 1 S: 6	H: 1 LOB: 1 BB: 0 P: 6	R: 1 E: 0 K: 1 S: 7	H: 2 LOB: 2 BB: 1 P: 11	R: 0 E: 0 K: 1 S: 6	H: 1 LOB: 1 BB: 0 P: 6	R: 0 E: 0 K: 0 S: 3	H: 0 LOB: 0 BB: 0 P: 3	1B: 6 2B: 0 3B: 1 HR: 3	SF: 0 SAC: 0 DP: 0 HBP: 0	WP: 0 PB: 0 SB: 0 CS: 2	PA: 37
PITCHER	IP WLS BF H R ER SO BB IBB HBP BLK WP HR S P ERA WHIP																			
Bill Gullickson, R (1, 1) ERA: 3.81	6.2 W 29	9 4 4 3	2 0 0 0	0 0 0 0	0 0 0 0	0 0 0 0	0 0 0 0	0 0 12 12	5.40 1.650											
Jeff Reardon, R (7, 1) ERA: 2.9	2.1 S 8	1 0 0 2	0 0 0 0	0 0 0 0	0 0 0 0	0 0 0 0	0 0 0 0	0 0 12 12	0.00 0.429											

New York Mets @ Montreal Expos
 Olympic Stadium, Montreal, QB
 Sun Sep 30 1984, 3:33 AM EDT
 Att: 14,183 - Unknown

AB	35
R	4
H	10
RBI	4
BB	2
SO	5
LOB	9



Batter	1	2	3	4	5	6	7	8	9	AB	R	H	RBI	BB	SO	LOB	BOTTOM			
Tim Raines, S (1, 8) OBP: 0.393, SLG: 0.437	F7		3-1 1B		F7		F9			4	1	1	0	0	0	0				
Bryan Little, S (1, 4) OBP: 0.332, SLG: 0.293	1-3		3-1		3-1			SH3 BB		3	0	0	0	1	0	1				
Andre Dawson, R (1, 9) OBP: 0.301, SLG: 0.409	6-3		1B WP BB		F9			SH3		2	1	0	0	1	0	0				
Gary Carter, R (1, 2) OBP: 0.366, SLG: 0.487		E5 HR	WP 2B 1B			S 1B			IBB	3	2	2	1	1	0	0				
Dan Driessen, L (1, 3) OBP: 0.354, SLG: 0.455		HR	1B 2B		F7		F8			4	1	2	3	0	0	3				
Jim Wehlford, R (1, 7) OBP: 0.342, SLG: 0.451		HR	1B 2B		F9					4	0	0	0	0	1	4				
Max Venable, L (9, 7) OBP: 0.276, SLG: 0.352		K	F9							0	0	0	0	0	0	0				
Tim Wallach, R (1, 5) OBP: 0.311, SLG: 0.395		F6			K		K			3	0	0	0	0	2	1				
Angel Salazar, R (1, 6) OBP: 0.178, SLG: 0.201		4-3			6-3		K			3	0	0	0	0	1	0				
Bill Gullickson, R (1, 1) OBP: 0.143, SLG: 0.110					F3		K			2	0	0	0	0	1	0				
Jeff Reardon, R (7, 1) ERA: 2.59										1	0	0	0	0	1	0				
Inning Stats	R: 0 E: 0 K: 0 S: 3	H: 0 LOB: 0 BB: 0 P: 3	R: 2 E: 1 K: 1 S: 7	H: 1 LOB: 0 BB: 0 P: 7	R: 3 E: 0 K: 1 S: 8	H: 3 LOB: 1 BB: 1 P: 12	R: 0 E: 0 K: 1 S: 5	H: 0 LOB: 0 BB: 0 P: 5	R: 0 E: 0 K: 0 S: 3	H: 0 LOB: 0 BB: 0 P: 3	R: 0 E: 0 K: 1 S: 6	H: 1 LOB: 1 BB: 0 P: 6	R: 0 E: 0 K: 2 S: 7	H: 0 LOB: 0 BB: 0 P: 7	R: 0 E: 0 K: 0 S: 3	H: 0 LOB: 2 BB: 2 P: 11	1B: 3 2B: 1 3B: 0 HR: 1	SF: 0 SAC: 1 DP: 0 HBP: 0	WP: 1 PB: 0 SB: 2 CS: 0	PA: 33
PITCHER	IP WLS BF H R ER SO BB IBB HBP BLK WP HR S P ERA WHIP																			
Ron Darling, R (1, 1) ERA: 3.81	6.0 L 25	9 4 4 3	1 0 0 0	0 0 0 0	0 0 0 0	0 0 0 0	0 0 0 0	0 0 8 16	6.00 1.000											
Brent Gaff, R (7, 1) ERA: 3.53	1.1	6 0 0 0	2 1 1 0	0 0 0 0	0 0 0 0	0 0 0 0	0 0 2 2	0.00 0.750												
Jesse Orosco, L (8, 1) ERA: 2.59	0.2	2 0 0 0	0 0 0 0	0 0 0 0	0 0 0 0	0 0 0 0	0 0 2 2	0.00 0.000												

New York Mets @ Montreal Expos
 Olympic Stadium, Montreal, QB
 Sun Sep 30 1984, 3:33 AM EDT
 Att: 14,183 - Unknown

AB	29
R	5
H	5
RBI	4
BB	3
SO	6
LOB	9

