New York Mets - 1985

Batter	1	2	3	4	5	6	7	8	9	10	AB	R	H	RBI	BB	SO	LOB
Lonnie Smith, R (1, 7) OBP: 0.400, SLG: 0.250	F8		2B PB 1B		K		G3 1-2 2-3		H BB 1B 1-2 HBP		4	1	1	0	0	1	3
Tom Herr, S (1, 4) OBP: 0.600, SLG: 0.800	F8		PB 1-3 2B		F6		FC6 2-H 3-H 1B		BB 1-2 2-3 1B		5	0	3	2	0	0	1
Terry Pendleton, S (1, 5)	F6		K		K 1-2		FC6 1-2f		K		5	0	0	0	0	3	7
Jack Clark, R (1, 3) OBP: 0.600, SLG: 1.333		HR	BB			5-3		F8	BB 1-2 2-3 3-H		3	1	1	2	2	0	0
Darrell Porter, L (1, 2) Tito Landrum, R (9, PH) Neil Allen, R (9, 1)		K	4-3 1-2 2-3 3-H			K		F9	4-3		4 1 0	0 0 0	0 0 0	0 0 0	0 0 0	2 0 0	2 3 0
Steve Braun, L (1, 9) OBP: 0.250, SLG: 0.250 Brian Harper, R (9, 9)	F6			K		L6		1B		F2	4 1	0 0	1 0	0 0	0 0	1 0	0 0
Andy Van Slyke, L (1, 8) OBP: 0.400, SLG: 0.250	BB			6-3			G3 1B 1B	F8		F9	4	1	1	0	1	0	1
Ozzie Smith, S (1, 6) OBP: 0.400, SLG: 0.600	F7			1-3			G3 1-2 1B 1B		B1-3	2B	5	1	2	0	0	0	1
Joaquin Andujar, S (1, 1) OBP: 0.500, SLG: 0.500 Ken Dayley, L (6, 1) Mike Jorgensen, L (7, PH) Bill Campbell, R (7, 1) Andy Hassler, L (8, 1) Willie McGee, S (9, PH) OBP: 1.000, SLG: 1.000 Ivan De Jesus, R (9, PR) Tom Nieto, R (9, 2)			G3		S 1B		K		1B HBP BB 1B	F8	2 0 1 0 0 1 0 1	0 0 0 0 0 0 1 0	1 0 0 0 0 1 0 0	0 0 0 0 0 0 0 0	0 0 0 0 0 0 0 0	0 0 0 0 0 0 0 0	0 2 0 0 0 0 0 1
Inning Stats	R: 0 E: 0 K: 0 S: 3 H: 0 LOB: 0 BB: 0 P: 3	R: 1 E: 0 K: 1 S: 6 H: 1 LOB: 1 BB: 1 P: 10	R: 1 E: 0 K: 1 S: 7 H: 2 LOB: 2 BB: 1 P: 11	R: 0 E: 0 K: 1 S: 5 H: 0 LOB: 0 BB: 0 P: 5	R: 0 E: 0 K: 2 S: 8 H: 1 LOB: 1 BB: 0 P: 8	R: 0 E: 0 K: 1 S: 5 H: 0 LOB: 0 BB: 0 P: 5	R: 2 E: 0 K: 1 S: 8 H: 3 LOB: 1 BB: 0 P: 8	R: 0 E: 0 K: 0 S: 4 H: 1 LOB: 1 BB: 0 P: 4	R: 1 E: 0 K: 1 S: 7 H: 2 LOB: 3 BB: 1 P: 12	R: 0 E: 0 K: 0 S: 4 H: 1 LOB: 1 BB: 0 P: 4	1B: 8 2B: 2 3B: 0 HR: 1 SF: 0 SAC: 0 DP: 0 HBP: 1	WP: 0 PB: 1 SB: 1 CS: 0 PA: 45					

PITCHER		IP	WLS	BF	H	R	ER	SO	BB	IBB	HBP	BLK	WP	HR	S	P	ERA	WHIP
Dwight Gooden, R ERA: 4.5	(1, 1)	6.0		26	6	4	3	6	2	0	0	0	0	1	36	44	4.50	1.333
Doug Sisk, R ERA: 3.38	(7, 1)	2.2		14	4	1	1	2	1	0	1	0	0	0	16	21	3.38	1.875
Jesse Orosco, L ERA:	(9, 1)	0.1		1	0	0	0	0	0	0	0	0	0	0	1	1	0.00	0.000
Tom Gorman, L ERA:	(10, 1)	1.0	W	4	1	0	0	0	0	0	0	0	0	0	4	4	0.00	1.000

PITCHER	IP	WLS	BF	H	R	ER	SO	BB	IBB	HBP	BLK	WP	HR	S	P	ERA	WHIP

TOP

St. Louis Cardinals @ New York Mets

Shea Stadium, Flushing, NY

Tue Apr 09 1985, 3:33 AM EST
Att. 46,781 - Unknown

livebaseballscorecards.com

AB	41
R	5
H	11
RBI	4
BB	3
SO	8
LOB	21

BOTTOM

St. Louis Cardinals @ New York Mets

Shea Stadium, Flushing, NY

Tue Apr 09 1985, 3:33 AM EST
Att. 46,781 - Unknown

Batter	1	2	3	4	5	6	7	8	9	10	AB	R	H	RBI	BB	SO	LOB
Wally Backman, S (1, 4) OBP: 0.167, SLG: 0.167	4-3	1B		E1 FC5 1B 1-2		F9		F8	E4 1-2 2-3		6	0	1	0	0	0	3
Mookie Wilson, S (1, 8) OBP: 0.333, SLG: 0.333	S 1B 1B	F8		F8		K		HBP S 1B	F8		6	1	2	0	0	1	6
Keith Hernandez, L (1, 3) OBP: 0.667, SLG: 0.600	BB HBP BB 1-H 1B	F9		1-2 2-H 1B		2B 1B		HBP 1-2 IBB		K	5	1	3	2	1	1	1
Gary Carter, R (1, 2) OBP: 0.667, SLG: 1.500	BB BB 1-2 HBP		K	FC5 2-3f		1-3 2B		1-2 FC6-4 2-3 HBP		HR	4	1	2	1	0	1	2
Darryl Strawberry, L (1, 9) Danny Heep, L (8, PH) John Christensen, R (8, PH) (9, 9)	BB 1-2 2-3 BB	F7	4-3			F9		FC6-4 1-2f			3 0 1	0 0 0	0 0 0	0 0 0	1 0 0	0 0 0	2 0 3
George Foster, R (1, 7) OBP: 0.400, SLG: 1.000	K	HR	2B 1B				K		6-3		5	2	2	1	0	2	3
Howard Johnson, S (1, 5) OBP: 0.400, SLG: 0.250	BB 1-2 2-3 3-H	F8	F8				K		E 6-3 1B		4	0	1	1	1	1	1
Rafael Santana, R (1, 6) OBP: 0.200, SLG: 0.400	L6			F3	1-H 2B		K		1-2 6-3		5	0	1	1	0	1	4
Dwight Gooden, R (1, 1) OBP: 0.333, SLG: 0.333 Doug Sisk, R (7, 1) Jesse Orosco, R (9, 1) Rusty Staub, L (9, PH) Ron Darling, R (9, PR) Tom Gorman, L (10, 1)		K		E 1B 1B	K			5-3	BB E		3 1 0 0 0 0	1 0 0 0 0 0	1 0 0 0 0 0	0 0 0 0 0 0	0 0 0 1 0 0	2 0 0 0 0 0	1 0 0 0 0 0
Inning Stats	R: 2 H: 2 E: 0 LOB: 3 K: 1 BB: 2 S: 7 P: 16	R: 0 H: 1 E: 0 LOB: 1 K: 1 BB: 0 S: 6 P: 6	R: 1 H: 1 E: 0 LOB: 0 K: 1 BB: 0 S: 6 P: 6	R: 1 H: 2 E: 1 LOB: 2 K: 0 BB: 0 S: 6 P: 6	R: 1 H: 2 E: 0 LOB: 1 K: 1 BB: 0 S: 7 P: 7	R: 0 H: 2 E: 0 LOB: 2 K: 1 BB: 0 S: 7 P: 7	R: 0 H: 0 E: 0 LOB: 0 K: 3 BB: 0 S: 9 P: 9	R: 0 H: 1 E: 0 LOB: 3 K: 0 BB: 1 S: 4 P: 9	R: 0 H: 1 E: 1 LOB: 3 K: 0 BB: 1 S: 5 P: 9	R: 1 H: 1 E: 0 LOB: 0 K: 1 BB: 0 S: 4 P: 4	1B: 9 SF: 0 2B: 2 SAC: 0 3B: 0 DP: 0 HR: 2 HBP: 2						

WP: 0	PA: 49
PB: 0	
SB: 2	
CS: 0	

PITCHER		IP	WLS	BF	H	R	ER	SO	BB	IBB	HBP	BLK	WP	HR	S	P	ERA	WHIP
Joaquin Andujar, R ERA: 9.0	(1, 1)	5.0		27	8	5	5	4	2	0	1	0	0	1	32	41	9.00	2.000
Ken Dayley, L ERA:	(6, 1)	1.0		5	2	0	0	1	0	0	0	0	0	0	7	7	0.00	2.000
Bill Campbell, R ERA:	(7, 1)	1.2		8	1	0	0	3	0	1	1	0	0	0	12	17	0.00	0.600
Andy Hassler, L ERA:	(8, 1)	0.1		1	0	0	0	0	0	0	0	0	0	0	1	1	0.00	0.000
Neil Allen, R ERA: 6.75	(9, 1)	1.1	L	8	2	1	1	1	1	0	0	0	0	1	9	13	6.75	2.250

PITCHER	IP	WLS	BF	H	R	ER	SO	BB	IBB	HBP	BLK	WP	HR	S	P	ERA	WHIP

AB	43
R	6
H	13
RBI	6
BB	4
SO	9
LOB	26

livebaseballscorecards.com

Batter	1	2	3	4	5	6	7	8	9	10	11	AB	R	H	RBI	BB	SO	LOB
Lonnie Smith, R (1, 7) OBP: 0.300, SLG: 0.125	BBBB 4-0 CS BB		x 0-0 F8 ②	x 0-0 F8 ③			x 0-0 F7 ②		x 0-0 F8 ②		4	0	0	0	1	0	2
Tom Herr, S (1, 4)	x 0-0 6-3 ①② 1-2		x 0-0 F6 ③			x 0-0 F7 ①		x 0-0 6-3 ③		x 0-0 1B 1-2		5	0	1	0	0	0	1
Steve Braun, L (1, 9) OBP: 0.143, SLG: 0.143 Tito Landrum, R (0, PH) (0, 9) Willie McGee, S (10, PH) OBP: 0.500, SLG: 0.500 Andy Hassler, L (10, 1) Art Howe, R (11, 5) Neil Allen, R (11, 1)	x 0-0 4-3 ③			x 0-0 F4 ①		x 0-0 G3 ②			BBBB 4-0 G1-6-3 1B BB	x 0-0 2-3 ③		3 0 1 0 0 0	0 0 0 0 0 0	0 0 0 0 0 0	0 1 0 0 0 0	0 0 0 0 0 0	0 0 0 0 0 0	0 0 2 0 0 0
Jack Clark, R (1, 3) OBP: 0.600, SLG: 1.000		BBBB 4-0 FC1-6 1B BB		x 0-0 1B 2B		SSS 0-3 K ③			x 0-0 G1-6-3 1B 1-2		x 0-0 6-3 ①	4	1	2	0	1	1	0
Darrell Porter, L (1, 2) OBP: 0.111, SLG: 0.111		x 0-0 FC1-6 1B 1-2		x 0-0 F2 ②			x 0-0 F9 ①		x 0-0 G1-6-3 ①② 1-2f 2-3		x 0-0 G3 ②	5	0	1	0	0	0	3
Terry Pendleton, S (1, 5) OBP: 0.200, SLG: 0.111		SSS 0-3 K ①		x 0-0 CS 1B 2-H			x 0-0 F6 ②		IIII 4-0 S IBB		SSS 0-3 K ③	4	0	1	1	1	2	2
Andy Van Slyke, L (1, 8) OBP: 0.444, SLG: 0.429		x 0-0 FC1-6 S ② 1-2f 2-3		0-0 CS ③ 1-2	x 0-0 4-3 2B		BBBB 4-0 BB		SSS 0-3 K ③ 1-2			3	0	1	0	1	1	4
Ozzie Smith, S (1, 6) OBP: 0.333, SLG: 0.375		x 0-0 F8 ③ 1-2			x 0-0 4-3 ① 2-3		x 0-0 F9 ③			BBBB 4-0 1B BB		3	0	0	0	1	0	4
John Tudor, L (1, 1) Ivan De Jesus, R (10, PH) Brian Harper, R (10, 9)			x 0-0 4-3 ①		x 0-0 G3 ②			SSS 0-3 K ①		x 0-0 F8 ①		3 1 0	0 0 0	0 0 0	0 0 0	0 0 0	1 0 0	1 1 0
Inning Stats	R: 0 E: 0 K: 0 S: 2 H: 0 LOB: 0 BB: 1 P: 6	R: 0 E: 0 K: 1 S: 6 H: 1 LOB: 2 BB: 1 P: 10	R: 0 E: 0 K: 0 S: 3 H: 0 LOB: 0 BB: 0 P: 3	R: 1 E: 0 K: 0 S: 4 H: 2 LOB: 0 BB: 0 P: 4	R: 0 E: 0 K: 0 S: 4 H: 1 LOB: 1 BB: 0 P: 4	R: 0 E: 0 K: 1 S: 5 H: 0 LOB: 0 BB: 0 P: 5	R: 0 E: 0 K: 0 S: 3 H: 0 LOB: 1 BB: 1 P: 7	R: 0 E: 0 K: 1 S: 5 H: 0 LOB: 0 BB: 0 P: 5	R: 0 E: 0 K: 1 S: 5 H: 1 LOB: 2 BB: 2 P: 13	R: 0 E: 0 K: 0 S: 4 H: 1 LOB: 2 BB: 1 P: 8	R: 0 E: 0 K: 1 S: 5 H: 0 LOB: 0 BB: 0 P: 5	1B: 4 2B: 2 3B: 0 HR: 0	SF: 0 SAC: 0 DP: 1 HBP: 0					

PITCHER		IP	WLS	BF	H	R	ER	SO	BB	IBB	HBP	BLK	WP	HR	S	P	ERA	WHIP
Ron Darling, R ERA: 1.29	(1, 1)	7.0		26	4	1	1	2	3	0	0	0	0	0	27	39	1.29	1.000
Jesse Orosco, L ERA:	(8, 1)	2.2		12	2	0	0	2	2	1	0	0	0	0	13	25	0.00	1.500
Doug Sisk, R ERA: 3.0	(10, 1)	0.1		1	0	0	0	0	0	0	0	0	0	0	1	1	0.00	0.000
Roger McDowell, R ERA:	(11, 1)	1.0	W	3	0	0	0	1	0	0	0	0	0	0	5	5	0.00	0.000

PITCHER	IP	WLS	BF	H	R	ER	SO	BB	IBB	HBP	BLK	WP	HR	S	P	ERA	WHIP

TOP

St. Louis Cardinals @ New York Mets

Shea Stadium, Flushing, NY

Thu Apr 11 1985, 3:33 AM EST

Att. 18,864 - Unknown

livebaseballscorecards.com

AB	36
R	1
H	6
RBI	1
BB	6
SO	5
LOB	20

1B: 4 2B: 2 3B: 0 HR: 0	SF: 0 SAC: 0 DP: 1 HBP: 0																	
WP: 0 PB: 0 SB: 2 CS: 2	PA: 43																	

Batter	1	2	3	4	5	6	7	8	9	10	11	AB	R	H	RBI	BB	SO	LOB
Mookie Wilson, S (1, 8) OBP: 0.182, SLG: 0.182	4-3		G1-6-3 1-2f		K			1-3		5-3 1-2		5	0	0	0	0	1	3
Kelvin Chapman, R (1, 4)	K			E5 S 1B E	F8			5-3		F9		5	1	0	0	0	1	2
Keith Hernandez, L (1, 3) OBP: 0.636, SLG: 0.600	F8			E S 1-2 1B		6-3		1B			1B BB 1B	5	1	3	0	0	0	0
Gary Carter, R (1, 2) OBP: 0.455, SLG: 0.778		6-3		F2		F7		1-3			BB IBB 1-3 1B	5	0	1	0	0	0	3
George Foster, R (1, 7) OBP: 0.500, SLG: 0.714		4-3		E 1-2 2-3 BB		BB			F3		BB 1-2 IBB	2	0	0	0	3	0	0
John Christensen, R (1, 9) Danny Heep, L (11, PH)		F8		F2		1-3			K		1-2 2-3 3-H BB	4 0	0 0	0 0	0 1	0 1	1 0	4 0
Howard Johnson, S (1, 5) OBP: 0.333, SLG: 0.143			1B BB	E5 1-2 2-3 3-H			K		1-3			3	0	0	0	1	1	2
Rafael Santana, R (1, 6) OBP: 0.222, SLG: 0.250 Terry Blocker, L (10, PR) Roger McDowell, R (11, 1)			L4	F9			1-3			5-3 BB		3 0 0	0 0 0	0 0 0	0 0 0	1 0 0	0 0 0	4 0 0
Ron Darling, R (1, 1) OBP: 0.500, SLG: 0.500 Wally Backman, S (7, PH) OBP: 0.143, SLG: 0.143 Jesse Orosco, R (8, 1) Doug Sisk, R (10, 1) Ron Gardenhire, R (10, PH) (11, 6)			G1-6-3 1-2 1B	F9			K			F5		2 1 0 0 1	0 0 0 0 0	1 0 0 0 0	0 0 0 0 0	0 1 0 0 0	0 0 0 0 1	0 0 0 0 0
Inning Stats	R: 0 H: 0 E: 0 LOB: 0 K: 1 BB: 0 S: 5 P: 5	R: 0 H: 0 E: 0 LOB: 0 K: 0 BB: 0 S: 3 P: 3	R: 0 H: 1 E: 0 LOB: 1 K: 0 BB: 1 S: 3 P: 7	R: 1 H: 1 E: 2 LOB: 3 K: 0 BB: 1 S: 6 P: 10	R: 0 H: 0 E: 0 LOB: 0 K: 1 BB: 0 S: 5 P: 5	R: 0 H: 0 E: 0 LOB: 1 K: 0 BB: 1 S: 3 P: 7	R: 0 H: 0 E: 0 LOB: 0 K: 2 BB: 0 S: 7 P: 7	R: 0 H: 1 E: 0 LOB: 1 K: 0 BB: 0 S: 4 P: 4	R: 0 H: 0 E: 0 LOB: 0 K: 1 BB: 0 S: 5 P: 5	R: 0 H: 0 E: 0 LOB: 2 K: 0 BB: 1 S: 3 P: 7	R: 1 H: 2 E: 0 LOB: 3 K: 0 BB: 2 S: 2 P: 10	1B: 5 SF: 0 2B: 0 SAC: 0 3B: 0 DP: 1 HR: 0 HBP: 0						

PITCHER		IP	WLS	BF	H	R	ER	SO	BB	IBB	HBP	BLK	WP	HR	S	P	ERA	WHIP
John Tudor, L ERA:	(1, 1)	9.0		34	3	1	0	5	3	0	0	0	0	0	41	53	0.00	0.667
Andy Hassler, L ERA: 6.75	(10, 1)	1.0	L	5	1	1	1	0	1	0	0	0	0	0	4	8	9.00	2.000
Neil Allen, R ERA: 6.75	(11, 1)	0.0		3	1	0	0	0	1	1	0	0	0	0	1	9	∞	∞

PITCHER	IP	WLS	BF	H	R	ER	SO	BB	IBB	HBP	BLK	WP	HR	S	P	ERA	WHIP

BOTTOM

St. Louis Cardinals @ New York Mets

Shea Stadium, Flushing, NY

Thu Apr 11 1985, 3:33 AM EST
Att. 18,864 - Unknown

livebaseballscorecards.com

AB	36
R	2
H	5
RBI	1
BB	6
SO	5
LOB	19

Cincinnati Reds @ New York Mets

Shea Stadium, Flushing, NY

Fri Apr 12 1985, 6:05 PM EST

Att. 31,120 - Unknown

TOP

livebaseballscorecards.com

Batter	1	2	3	4	5	6	7	8	9	AB	R	H	RBI	BB	SO	LOB
Eric Davis, R (1, 8) OBP: 0.167, SLG: 0.182	K		6-3			G1-6-3 1-2f 2-3			K	4	0	0	0	0	2	2
Pete Rose, S (1, 3) OBP: 0.500, SLG: 0.545	FC5-4 1B			4-3		F8			FC5-4 1B	4	0	2	0	0	0	1
Gary Redus, R (9, PR)										0	0	0	0	0	0	0
Dave Parker, L (1, 9) OBP: 0.333, SLG: 0.273	FC5-4 1-2f			3-1			F8		F9	4	0	0	0	0	0	2
Cesar Cedeno, R (1, 7) OBP: 0.273, SLG: 0.364	K2-3			F7			6-3		FC5-4 1-2f	4	0	0	0	0	1	2
Nick Esasky, R (1, 5)		K			K		K			3	0	0	0	0	3	0
Dave Concepcion, R (1, 6) OBP: 0.400, SLG: 0.250		1-3			F9			BBBB G1-6-3 BB		2	0	0	0	1	0	0
Ron Oester, S (1, 4)		G3			G3			G1-6-3 1-2f		3	0	0	0	0	0	1
Dann Bilardello, R (1, 2) OBP: 0.222, SLG: 0.125			K			H G1-6-3 BB HBP				1	0	0	0	0	1	0
Eddie Milner, L (8, PH) OBP: 1.000, SLG: 1.500										1	0	1	0	0	0	0
Dave Vangorder, R (8, 2)									1B	0	0	0	0	0	0	0
Mario Soto, R (1, 1) OBP: 0.600, SLG: 0.500			6-3			BBBB G1-6-3 1-2 BB			F8	1	0	0	0	1	0	0
Duane Walker, L (8, PH)										1	0	0	0	0	0	1
Carl Willis, L (8, 1)										0	0	0	0	0	0	0

Inning Stats	1	2	3	4	5	6	7	8	9
	R: 0 E: 0 K: 2 S: 8	H: 1 LOB: 1 BB: 0 P: 8	R: 0 E: 0 K: 1 S: 5	H: 0 LOB: 0 BB: 0 P: 5	R: 0 E: 0 K: 1 S: 5	H: 0 LOB: 0 BB: 0 P: 5	R: 0 E: 0 K: 0 S: 3	H: 0 LOB: 0 BB: 0 P: 3	R: 0 E: 0 K: 1 S: 5	H: 0 LOB: 0 BB: 0 P: 5	R: 0 E: 0 K: 0 S: 2	H: 0 LOB: 1 BB: 1 P: 7	R: 0 E: 0 K: 1 S: 5	H: 0 LOB: 0 BB: 0 P: 5	R: 0 E: 0 K: 0 S: 3	H: 1 LOB: 1 BB: 1 P: 7	R: 0 E: 0 K: 1 S: 6	H: 1 LOB: 1 BB: 0 P: 6

1B: 3 SF: 0
2B: 0 SAC: 0
3B: 0 DP: 2
HR: 0 HBP: 1

WP: 0 PA: 31
PB: 0
SB: 0
CS: 0

	AB	28
	R	0
	H	3
	RBI	0
	BB	2
	SO	7
	LOB	9

PITCHER		IP	WLS	BF	H	R	ER	SO	BB	IBB	HBP	BLK	WP	HR	S	P	ERA	WHIP
Bruce Berenyi, R ERA:	(1, 1)	7.0	W	23	1	0	0	6	1	0	1	0	0	0	33	38	0.00	0.286
Doug Sisk, R ERA: 1.8	(8, 1)	2.0	S	8	2	0	0	1	1	0	0	0	0	0	9	13	0.00	1.500

PITCHER	IP	WLS	BF	H	R	ER	SO	BB	IBB	HBP	BLK	WP	HR	S	P	ERA	WHIP

Batter	1	2	3	4	5	6	7	8	9	AB	R	H	RBI	BB	SO	LOB
Wally Backman, S (1, 4) OBP: 0.182, SLG: 0.182	F8		FC3-2 1B (2-3)		F7		F8			4	0	1	0	0	0	0
Mookie Wilson, S (1, 8) OBP: 0.200, SLG: 0.143	F8		FC3-2 (1-2, 3-H)		1-3		BB (S)			3	0	0	0	1	0	2
Keith Hernandez, L (1, 3) OBP: 0.467, SLG: 0.429	K		4-3		F6		G3 (1-2)			4	0	0	0	0	1	3
Gary Carter, R (1, 2) OBP: 0.400, SLG: 0.846		F8		HR		5-3		5-3		4	1	1	1	0	0	0
Darryl Strawberry, L (1, 9) OBP: 0.375, SLG: 0.286		F7		S S 1B		BB 1B		4-3		4	0	2	0	0	0	0
George Foster, R (1, 7) OBP: 0.571, SLG: 0.700		1B		F8		BB (1-2)		1B		3	0	2	0	1	0	1
Howard Johnson, S (1, 5) OBP: 0.231, SLG: 0.091		K		F8 (1-2)		F8		K		4	0	0	0	0	2	5
Rafael Santana, R (1, 6) OBP: 0.333, SLG: 0.300			1B SH3-4 FC3-2 1B	IBB		F3				2	0	1	0	1	0	2
Bruce Berenyi, R (1, 1)			SH3-4 (1-2)	F7 (2-3)			1-3			1	0	0	0	0	0	2
Terry Blocker, L (7, PH)										1	0	0	0	0	0	0
Doug Sisk, R (8, 1)										0	0	0	0	0	0	0
Inning Stats	R: 0 E: 0 K: 1 S: 5 H: 0 LOB: 0 BB: 0 P: 5	R: 0 E: 0 K: 1 S: 6 H: 1 LOB: 1 BB: 0 P: 6	R: 0 E: 0 K: 0 S: 5 H: 2 LOB: 2 BB: 0 P: 5	R: 1 E: 0 K: 0 S: 5 H: 2 LOB: 2 BB: 1 P: 9	R: 0 E: 0 K: 0 S: 3 H: 0 LOB: 0 BB: 0 P: 3	R: 0 E: 0 K: 0 S: 4 H: 1 LOB: 2 BB: 1 P: 8	R: 0 E: 0 K: 0 S: 3 H: 0 LOB: 1 BB: 1 P: 7	R: 0 E: 0 K: 1 S: 6 H: 1 LOB: 1 BB: 0 P: 6		1B: 6 2B: 0 3B: 0 HR: 1	SF: 0 SAC: 1 DP: 0 HBP: 0						

PITCHER		IP	WLS	BF	H	R	ER	SO	BB	IBB	HBP	BLK	WP	HR	S	P	ERA	WHIP
Mario Soto, R ERA: 1.29	(1, 1)	7.0	L	30	6	1	1	2	2	1	0	0	0	1	31	43	1.29	1.143
Carl Willis, R ERA:	(8, 1)	1.0		4	1	0	0	1	0	0	0	0	0	0	6	6	0.00	1.000

PITCHER	IP	WLS	BF	H	R	ER	SO	BB	IBB	HBP	BLK	WP	HR	S	P	ERA	WHIP

BOTTOM

Cincinnati Reds @ New York Mets

Shea Stadium, Flushing, NY

Fri Apr 12 1985, 6:05 PM EST

Att. 31,120 - Unknown

livebaseballscorecards.com

AB	30
R	1
H	7
RBI	1
BB	3
SO	3
LOB	15

WP: 0 PB: 0 SB: 3 CS: 0 PA: 34

Cincinnati Reds @ New York Mets

Shea Stadium, Flushing, NY

Sat Apr 13 1985, 3:33 AM EST

Att. 26,212 - Unknown

TOP

livebaseballscorecards.com

Batter	1	2	3	4	5	6	7	8	9	AB	R	H	RBI	BB	SO	LOB
Eric Davis, R (1, 8) OBP: 0.125, SLG: 0.133	K		F6			5-3		F8		4	0	0	0	0	1	0
John Franco, L (8, 1)										0	0	0	0	0	0	0
Pete Rose, S (1, 3)	6-3		4-3			G3			G5-4-3 1B 1B	4	0	1	0	0	0	0
Gary Redus, R (9, PR) OBP: 0.438, SLG: 0.467										0	0	0	0	0	0	0
(9, 7)																
Dave Parker, L (1, 9) OBP: 0.375, SLG: 0.286	F2			FC5-4 1B L5 BB		F8			1-2 G5-4-3 1B	3	0	1	0	1	0	0
Cesar Cedeno, R (1, 7) OBP: 0.333, SLG: 0.400		F7		1-2 FC5-4 1B			1-3 SH2-4 1B		1-2f 2-3 G5-4-3	4	0	2	0	0	0	2
(9, 3)																
Nick Esasky, R (1, 5) OBP: 0.077, SLG: 0.154		2B 2B		1-2f 2-3 FC5-4			SH2-4 1-2		5-3	3	1	1	0	0	0	4
Dave Concepcion, R (1, 6) OBP: 0.385, SLG: 0.364		2-H 4-3 2B		3-H L5			1-3 2-3			3	0	1	1	0	0	3
Ron Oester, S (1, 4)		2-3 4-3			F8		F7			3	0	0	0	0	0	2
Dann Bilardello, R (1, 2) OBP: 0.182, SLG: 0.100		1-3			5-3			3-1		2	0	0	0	0	0	1
Eddie Milner, L (8, PH) OBP: 0.667, SLG: 1.000										1	0	0	0	0	0	0
(8, 8)																
Tom Browning, L (1, 1)			K		F8			K		2	0	0	0	0	1	0
Duane Walker, L (8, PH)										1	0	0	0	0	1	0
Dave Vangorder, R (8, 2)										0	0	0	0	0	0	0
Inning Stats	R: 0 H: 0 E: 0 LOB: 0 K: 1 BB: 0 S: 5 P: 5	R: 1 H: 2 E: 0 LOB: 1 K: 0 BB: 0 S: 5 P: 5	R: 0 H: 0 E: 0 LOB: 0 K: 1 BB: 0 S: 5 P: 5	R: 0 H: 1 E: 0 LOB: 1 K: 0 BB: 1 S: 3 P: 7	R: 0 H: 0 E: 0 LOB: 0 K: 0 BB: 0 S: 3 P: 3	R: 0 H: 0 E: 0 LOB: 0 K: 0 BB: 0 S: 3 P: 3	R: 0 H: 1 E: 0 LOB: 1 K: 0 BB: 0 S: 4 P: 4	R: 0 H: 0 E: 0 LOB: 0 K: 1 BB: 0 S: 5 P: 5	R: 0 H: 2 E: 0 LOB: 2 K: 0 BB: 0 S: 4 P: 4	1B: 4 SF: 0 2B: 3 SAC: 1 3B: 0 DP: 2 HR: 0 HBP: 0						

	AB	30
	R	1
	H	6
	RBI	1
	BB	1
	SO	3
	LOB	12

WP: 0 PA: 32
PB: 0
SB: 0
CS: 0

PITCHER		IP	WLS	BF	H	R	ER	SO	BB	IBB	HBP	BLK	WP	HR	S	P	ERA	WHIP
Ed Lynch, R ERA: 1.29	(1, 1)	7.0		25	4	1	1	2	1	0	0	0	0	0	28	32	1.29	0.714
Roger McDowell, R ERA:	(8, 1)	2.0	W	7	2	0	0	1	0	0	0	0	0	0	9	9	0.00	1.000

PITCHER		IP	WLS	BF	H	R	ER	SO	BB	IBB	HBP	BLK	WP	HR	S	P	ERA	WHIP

Cincinnati Reds @ New York Mets

Shea Stadium, Flushing, NY

Sat Apr 13 1985, 3:33 AM EST

Att. 26,212 - Unknown

BOTTOM

Batter	1	2	3	4	5	6	7	8	9	AB	R	H	RBI	BB	SO	LOB
Mookie Wilson, S (1, 8) OBP: 0.316, SLG: 0.235	BBBB; 4-0 S BB		x 0-0 CS 1B			x 0-0 ① 5-3		x 0-0 SH1-4 1B		3	0	2	0	1	0	0
Kelvin Chapman, R (1, 4)	x 0-0 ① F8		0-0 ③ CS 1-2	x 0-0 ① 5-3		x 0-0 E8 SF7		x 0-0 ① SH1-4 1-2		3	1	0	0	0	0	1
Keith Hernandez, L (1, 3) OBP: 0.421, SLG: 0.375	x 0-0 ② F7 1-2			x 0-0 ② G3		x 0-0 ② SF7 3-H		BBBB; 4-0 G6-4-3 BB		2	0	0	1	1	0	1
Gary Carter, R (1, 2) OBP: 0.368, SLG: 0.706	x 0-0 ③ L6			x 0-0 E 1B 1B		x 0-0 E6		x 0-0 ②③ G6-4-3 1-2f		4	0	1	0	0	0	3
Darryl Strawberry, L (1, 9) OBP: 0.417, SLG: 0.636		x 0-0 ① 1-3		x 0-0 E9 1-3 1B		x 0-0 ③ G3			x 0-0 HR	4	1	2	1	0	0	1
George Foster, R (1, 7) OBP: 0.471, SLG: 0.538		SSS 0-3 ② K		x 0-0 ③ F8			x 0-0 E6			3	0	0	0	0	1	2
Terry Blocker, L (7, PR) (8, 7)										0	0	0	0	0	0	0
Howard Johnson, S (1, 5) OBP: 0.188, SLG: 0.071		x 0-0 ③ F7			x 0-0 ① F5		SSS 0-3 ① K			3	0	0	0	0	1	1
Rafael Santana, R (1, 6) OBP: 0.267, SLG: 0.231			x 0-0 ① F9		x 0-0 ② F4		x 0-0 ② F8			3	0	0	0	0	0	1
Ed Lynch, R (1, 1)			SSS 0-3 ② K		SSS 0-3 ③ K		SSS 0-3 ③ K			2	0	0	0	0	2	0
Ron Gardenhire, R (7, PH)										1	0	0	0	0	1	1
Roger McDowell, R (8, 1)										0	0	0	0	0	0	0
Inning Stats	R: 0 E: 0 K: 0 S: 3 H: 0 LOB: 1 BB: 1 P: 7	R: 0 E: 0 K: 1 S: 5 H: 0 LOB: 0 BB: 0 P: 5	R: 0 E: 0 K: 1 S: 5 H: 1 LOB: 0 BB: 0 P: 5	R: 0 E: 1 K: 0 S: 5 H: 2 LOB: 2 BB: 0 P: 5	R: 0 E: 0 K: 1 S: 5 H: 0 LOB: 0 BB: 0 P: 5	R: 1 E: 2 K: 0 S: 5 H: 0 LOB: 1 BB: 0 P: 5	R: 0 E: 1 K: 2 S: 8 H: 0 LOB: 1 BB: 0 P: 8	R: 0 E: 0 K: 0 S: 3 H: 1 LOB: 1 BB: 1 P: 7	R: 1 E: 0 K: 0 S: 1 H: 1 LOB: 0 BB: 0 P: 1	1B: 4 2B: 0 3B: 0 HR: 1	SF: 1 SAC: 1 DP: 1 HBP: 0						

livebaseballscorecards.com

AB	28
R	2
H	5
RBI	2
BB	2
SO	5
LOB	11

WP: 0 PB: 0 SB: 1 CS: 1 PA: 33

PITCHER		IP	WLS	BF	H	R	ER	SO	BB	IBB	HBP	BLK	WP	HR	S	P	ERA	WHIP
Tom Browning, L ERA:	(1, 1)	7.0		27	3	1	0	5	1	0	0	0	0	0	36	40	0.00	0.571
John Franco, L ERA: 9.0	(8, 1)	1.0	L	5	2	1	1	0	1	0	0	0	0	1	4	8	9.00	3.000

PITCHER	IP	WLS	BF	H	R	ER	SO	BB	IBB	HBP	BLK	WP	HR	S	P	ERA	WHIP

Batter	1	2	3	4	5	6	7	8	9	AB	R	H	RBI	BB	SO	LOB
Eddie Milner, L (1, 8) OBP: 0.286, SLG: 0.429	F7		1-3		5-3			K		4	0	0	0	0	1	1
Pete Rose, S (1, 3) OBP: 0.400, SLG: 0.421	K		FC1-4 1B			F8		6-3		4	0	1	0	0	1	0
Dave Parker, L (1, 9) OBP: 0.400, SLG: 0.294	S 1B		FC1-4 1-2f			BB			F8	3	0	1	0	1	0	1
Cesar Cedeno, R (1, 7) OBP: 0.263, SLG: 0.316	F5 1-2			K		F7			1-3	4	0	0	0	0	1	2
Wayne Krenchicki, L (1, 5) OBP: 0.400, SLG: 0.250		BB FC6-4		L1		F8			1B	3	0	1	0	1	0	1
Dave Concepcion, R (1, 6) OBP: 0.294, SLG: 0.267		F8		K			K		K	4	0	0	0	0	3	2
Ron Oester, S (1, 4)		K			L6		G3			3	0	0	0	0	1	1
Dann Bilardello, R (1, 2) OBP: 0.214, SLG: 0.154		FC6-4 1-2f			1B		F9			3	0	1	0	0	0	1
Jay Tibbs, R (1, 1)			K		K			K		2	0	0	0	0	2	1
Joe Price, R (7, 1)										0	0	0	0	0	0	0
Tom Foley, L (8, PH)										1	0	0	0	0	1	0
Tom Hume, R (8, 1)										0	0	0	0	0	0	0
Inning Stats	R: 0 E: 0 K: 1 S: 6 H: 1 LOB: 1 BB: 0 P: 6	R: 0 E: 0 K: 1 S: 5 H: 0 LOB: 1 BB: 1 P: 9	R: 0 E: 0 K: 1 S: 6 H: 1 LOB: 1 BB: 0 P: 6	R: 0 E: 0 K: 2 S: 7 H: 0 LOB: 0 BB: 0 P: 7	R: 0 E: 0 K: 1 S: 6 H: 1 LOB: 1 BB: 0 P: 6	R: 0 E: 0 K: 0 S: 3 H: 0 LOB: 1 BB: 1 P: 7	R: 0 E: 0 K: 1 S: 5 H: 0 LOB: 0 BB: 0 P: 5	R: 0 E: 0 K: 2 S: 7 H: 0 LOB: 0 BB: 0 P: 7	R: 0 E: 0 K: 1 S: 6 H: 1 LOB: 1 BB: 0 P: 6	1B: 4 2B: 0 3B: 0 HR: 0 SF: 0 SAC: 0 DP: 0 HBP: 0							

PITCHER	IP	WLS	BF	H	R	ER	SO	BB	IBB	HBP	BLK	WP	HR	S	P	ERA	WHIP
Dwight Gooden, R (1, 1) ERA: 1.8	9.0	W	33	4	0	0	10	2	0	0	0	0	0	51	59	0.00	0.667

PITCHER	IP	WLS	BF	H	R	ER	SO	BB	IBB	HBP	BLK	WP	HR	S	P	ERA	WHIP

TOP

Cincinnati Reds @ New York Mets

Shea Stadium, Flushing, NY

Sun Apr 14 1985, 3:33 AM EST

Att. 30,456 - Unknown

livebaseballscorecards.com

AB	31
R	0
H	4
RBI	0
BB	2
SO	10
LOB	10

Batter	1	2	3	4	5	6	7	8	9	AB	R	H	RBI	BB	SO	LOB
Wally Backman, S (1, 4) OBP: 0.267, SLG: 0.357	B5	G4-6-3 1-2f			BB		2B 3B			3	1	1	0	1	0	3
Mookie Wilson, S (1, 8) OBP: 0.348, SLG: 0.381	2B		F6		F8		G3 SF8 2B 3-H			4	1	2	1	0	0	1
Keith Hernandez, L (1, 3) OBP: 0.348, SLG: 0.300	F7		3-1		G3		G3 2-3			4	0	0	0	0	0	3
Gary Carter, R (1, 2) OBP: 0.435, SLG: 0.895	BB		1B			HR	SF8 3-H			2	1	2	2	1	0	0
Darryl Strawberry, L (1, 9) OBP: 0.375, SLG: 0.500	4-3		K			BB	K			3	1	0	0	1	2	3
George Foster, R (1, 7) OBP: 0.429, SLG: 0.471		FC4-6 1B	K			F6		K		4	0	1	0	0	2	1
Howard Johnson, S (1, 5) OBP: 0.200, SLG: 0.059		FC4-6 1B BB 1-2f	F8			F3		S BB		3	0	0	0	1	0	2
Ron Gardenhire, R (1, 6) OBP: 0.333, SLG: 0.200		1B 1-2 BB	1-3			1B 1-H		K		3	0	1	1	1	1	1
Dwight Gooden, R (1, 1) OBP: 0.286, SLG: 0.286		G4-6-3 1-2 2-3 1B			4-3	1-3		5-3 1-2		4	0	1	0	0	0	2
Inning Stats	R: 0 E: 0 K: 0 S: 4 H: 1 LOB: 2 BB: 1 P: 8	R: 0 E: 0 K: 0 S: 4 H: 2 LOB: 2 BB: 1 P: 8	R: 0 E: 0 K: 1 S: 6 H: 1 LOB: 1 BB: 0 P: 6	R: 0 E: 0 K: 1 S: 5 H: 0 LOB: 0 BB: 0 P: 5	R: 0 E: 0 K: 0 S: 3 H: 0 LOB: 1 BB: 1 P: 7	R: 2 E: 0 K: 0 S: 5 H: 2 LOB: 1 BB: 1 P: 9	R: 2 E: 0 K: 1 S: 7 H: 2 LOB: 0 BB: 0 P: 7	R: 0 E: 0 K: 2 S: 7 H: 0 LOB: 1 BB: 1 P: 11		1B: 4 2B: 2 3B: 1 HR: 1	SF: 1 SAC: 0 DP: 1 HBP: 0					

PITCHER		IP	WLS	BF	H	R	ER	SO	BB	IBB	HBP	BLK	WP	HR	S	P	ERA	WHIP
Jay Tibbs, R ERA: 5.25	(1, 1)	6.0	L	29	8	4	4	2	4	0	0	0	0	1	29	45	6.00	2.000
Joe Price, L ERA:	(7, 1)	1.0		3	0	0	0	1	0	0	0	0	0	0	5	5	0.00	0.000
Tom Hume, R ERA: 3.0	(8, 1)	1.0		4	0	0	0	2	1	0	0	0	0	0	7	11	0.00	1.000

PITCHER	IP	WLS	BF	H	R	ER	SO	BB	IBB	HBP	BLK	WP	HR	S	P	ERA	WHIP

BOTTOM

Cincinnati Reds @ New York Mets

Shea Stadium, Flushing, NY

Sun Apr 14 1985, 3:33 AM EST
Att. 30,456 - Unknown

livebaseballscorecards.com

AB	30
R	4
H	8
RBI	4
BB	5
SO	5
LOB	16

WP: 0 PB: 0 SB: 2 CS: 0 PA: 36

Batter	1	2	3	4	5	6	7	8	9	AB	R	H	RBI	BB	SO	LOB
Wally Backman, S (1, 4) OBP: 0.263, SLG: 0.333 Kelvin Chapman, R (9, PH)	4-3		1B 1B 1B		4-3		F3		F9	4 1	1 0	1 0	0 0	0 0	0 0	1 0
Mookie Wilson, S (1, 8) OBP: 0.393, SLG: 0.462	L4		1-3 1B 1B		6-3		1-3 1B		2B	5	0	3	0	0	0	0
Keith Hernandez, L (1, 3) OBP: 0.357, SLG: 0.320	BB 1B		1-H 3-H 1B			2-3	F7		F8	5	0	2	1	0	0	3
Gary Carter, R (1, 2) OBP: 0.481, SLG: 0.857	B B B B 1-2 BB		F7			B B B B 2B BB		FC6-4 1B		2	0	1	0	2	0	1
Darryl Strawberry, L (1, 9) OBP: 0.300, SLG: 0.389	F6			4-3		F7		FC6-4 BB 1-2f		4	0	0	0	0	0	4
Danny Heep, L (1, 7) OBP: 0.500, SLG: 0.667 John Christensen, R (8, PH) (8, 7)		L4		F9		1-3 2B			F9	3 1	0 0	1 0	0 0	0 0	0 0	0 1
Howard Johnson, S (1, 5) OBP: 0.250, SLG: 0.150		4-3		2B	S S S K			B B B B 1-2 BB		3	0	1	0	1	1	2
Ron Gardenhire, R (1, 6) OBP: 0.250, SLG: 0.143 Doug Sisk, R (4, 1) Terry Blocker, L (7, PH) Tom Gorman, L (7, 1) George Foster, R (8, PH) OBP: 0.409, SLG: 0.444 Ed Lynch, R (8, 1)		S S S K		S S S K			B B B B 1B BB	S S S K		2 0 0 0 1 0	0 0 0 0 0 0	0 0 0 0 0 0	0 0 1 0 0 0	0 0 0 0 1 0	2 0 0 0 0 1	1 0 0 0 2 0
Bill Latham, L (1, 1) Rafael Santana, R (4, 6) OBP: 0.222, SLG: 0.188			4-3		F8		S S S K		6-3	1 3	0 0	0 0	0 0	0 0	0 1	0 1
Inning Stats	R: 0 E: 0 K: 0 S: 4 H: 1 LOB: 2 BB: 1 P: 8	R: 0 E: 0 K: 1 S: 5 H: 0 LOB: 0 BB: 0 P: 5	R: 1 E: 0 K: 0 S: 5 H: 3 LOB: 1 BB: 0 P: 5	R: 0 E: 0 K: 1 S: 6 H: 1 LOB: 1 BB: 0 P: 6	R: 0 E: 0 K: 0 S: 3 H: 0 LOB: 0 BB: 0 P: 3	R: 0 E: 0 K: 1 S: 6 H: 1 LOB: 2 BB: 1 P: 10	R: 0 E: 0 K: 1 S: 6 H: 1 LOB: 2 BB: 1 P: 10	R: 0 E: 0 K: 1 S: 6 H: 1 LOB: 2 BB: 1 P: 10	R: 0 E: 0 K: 0 S: 4 H: 1 LOB: 1 BB: 0 P: 4	1B: 6 2B: 3 3B: 0 HR: 0 SF: 0 SAC: 0 DP: 0 HBP: 0						

PITCHER		IP	WLS	BF	H	R	ER	SO	BB	IBB	HBP	BLK	WP	HR	S	P	ERA	WHIP
Mike Bielecki, R ERA: 1.35	(1, 1)	6.2	W	29	7	1	1	4	3	0	0	0	0	0	34	46	1.35	1.500
John Candelaria, L ERA:	(7, 1)	2.1	S	10	2	0	0	1	1	0	0	0	0	0	11	15	0.00	1.286

PITCHER	IP	WLS	BF	H	R	ER	SO	BB	IBB	HBP	BLK	WP	HR	S	P	ERA	WHIP

TOP

New York Mets @ Pittsburgh Pirates

Three Rivers Stadium, Pittsburgh, PA

Mon Apr 15 1985, 6:05 PM EST

Att. 5,575 - Unknown

livebaseballscorecards.com

AB	35
R	1
H	9
RBI	1
BB	4
SO	5
LOB	16

PA: 39

WP: 0
PB: 0
SB: 0
CS: 0

New York Mets @ Pittsburgh Pirates

Three Rivers Stadium, Pittsburgh, PA

Mon Apr 15 1985, 6:05 PM EST

Att. 5,575 - Unknown

BOTTOM

Batter	1	2	3	4	5	6	7	8	9	AB	R	H	RBI	BB	SO	LOB
Bill Almon, R (1, 8) OBP: 0.667, SLG: 0.833	6-3		2B	FC5-4 1-2 2-H 3-H			6-3			3	1	2	2	0	0	0
Johnny Ray, S (7, 4) OBP: 0.318, SLG: 0.350			2B	1B			2B 1B			1	1	1	0	0	0	0
Bill Madlock, R (1, 5) OBP: 0.200, SLG: 0.250	F4		4-3 2-H	FC5-4 1-2f			6-3 1-2			4	0	1	1	0	0	3
			2B													
George Hendrick, R (1, 9) OBP: 0.292, SLG: 0.238	K		4-3 2-3		G6-4-3		2-H 2B			3	0	1	1	1	1	1
					BB											
Sixto Lezcano, R (1, 7)		6-3	6-3		F9		5-3			4	0	0	0	0	0	3
Tony Peña, R (1, 2) OBP: 0.292, SLG: 0.318		1B		BB BLK 1B	G6-4-3 1-2f			5-3		3	1	1	0	1	0	1
		1B		BB												
Jason Thompson, L (1, 3) OBP: 0.292, SLG: 0.409		F9	K 1-2			4-3		F8		4	0	0	0	0	1	2
Jim Morrison, R (1, 4) OBP: 0.250, SLG: 0.250			F3			F6		F8		3	0	1	0	0	0	1
Marvell Wynne, L (7, 8) OBP: 0.250, SLG: 0.211		FC6-4 1-2								1	0	0	0	0	0	0
		1B														
Tim Foli, R (1, 6) OBP: 0.222, SLG: 0.125		FC6-4 1-2f		BB 1B		6-3				2	1	0	0	1	0	2
				IBB												
Mike Bielecki, R (1, 1)			4-3	1B			K			1	0	0	0	1	0	0
John Candelaria, L (7, 1)				1-2 2-3						1	0	0	0	0	1	0
				BB												
Inning Stats	R: 0 E: 0 K: 1 S: 5 H: 0 LOB: 0 BB: 0 P: 5	R: 0 E: 0 K: 0 S: 5 H: 2 LOB: 2 BB: 0 P: 5	R: 1 E: 0 K: 0 S: 5 H: 2 LOB: 1 BB: 0 P: 5	R: 2 E: 0 K: 1 S: 6 H: 1 LOB: 2 BB: 3 P: 18	R: 0 E: 0 K: 0 S: 2 H: 0 LOB: 0 BB: 1 P: 6	R: 0 E: 0 K: 0 S: 3 H: 0 LOB: 0 BB: 0 P: 3	R: 1 E: 0 K: 1 S: 7 H: 2 LOB: 1 BB: 0 P: 7	R: 0 E: 0 K: 0 S: 3 H: 0 LOB: 0 BB: 0 P: 3								

livebaseballscorecards.com

AB	30
R	4
H	7
RBI	4
BB	4
SO	3
LOB	13

1B: 4 SF: 0
2B: 3 SAC: 0
3B: 0 DP: 1
HR: 0 HBP: 0

WP: 0 PA: 34
PB: 0
SB: 0
CS: 0

PITCHER		IP	WLS	BF	H	R	ER	SO	BB	IBB	HBP	BLK	WP	HR	S	P	ERA	WHIP
Bill Latham, L ERA: 7.36	(1, 1)	3.2	L	19	5	3	3	2	2	1	0	1	0	0	20	32	7.36	1.909
Doug Sisk, R ERA: 1.23	(4, 1)	2.1		7	0	0	0	0	1	0	0	0	0	0	6	10	0.00	0.429
Tom Gorman, L ERA: 4.5	(7, 1)	1.0		5	2	1	1	1	0	0	0	0	0	0	7	7	9.00	2.000
Ed Lynch, R ERA: 1.13	(8, 1)	1.0		3	0	0	0	0	0	0	0	0	0	0	3	3	0.00	0.000

PITCHER	IP	WLS	BF	H	R	ER	SO	BB	IBB	HBP	BLK	WP	HR	S	P	ERA	WHIP

Batter	1	2	3	4	5	6	7	8	9	AB	R	H	RBI	BB	SO	LOB
Wally Backman, S (1, 4) OBP: 0.217, SLG: 0.273	S S S 0-3 ① K		S S S 0-3 ① K			x 0-0 ① F9		x 0-0 ③ 1-3		4	0	0	0	0	2	1
Mookie Wilson, S (1, 8) OBP: 0.375, SLG: 0.500	S S S 0-3 ② K		x 0-0 ② 3-1			x 0-0 ② F7			x 0-0 SF8 3B	4	1	1	0	0	1	0
Keith Hernandez, L (1, 3) OBP: 0.344, SLG: 0.357	x 0-0 2B		S S S 0-3 ③ K			x 0-0 ③ 4-3			x 0-0 ① SF8 3-H	3	0	1	1	0	1	0
Gary Carter, R (1, 2) OBP: 0.419, SLG: 0.720	x 0-0 ③ F2			x 0-0 ① L5			x 0-0 ① F7		x 0-0 ② F8	4	0	0	0	0	0	1
Darryl Strawberry, L (1, 9) OBP: 0.250, SLG: 0.318		S S S 0-3 ① K		S S S 0-3 ② K			S S S 0-3 ② K		S S S 0-3 ③ K	4	0	0	0	0	4	0
George Foster, R (1, 7) OBP: 0.400, SLG: 0.476		x 0-0 1B 2B		S S S 0-3 ③ K			S S S 0-3 ③ K			3	1	1	0	0	2	0
Howard Johnson, S (1, 5) OBP: 0.259, SLG: 0.174		x 0-0 2-H 5-3 1B			S S S 0-3 ① K			S S S 0-3 ① K		3	0	1	1	0	2	0
Rafael Santana, R (1, 6) OBP: 0.238, SLG: 0.211		x 0-0 ② 5-3 1-2			x 0-0 ② F9			x 0-0 1B		3	0	1	0	0	0	1
Ron Darling, R (1, 1) OBP: 0.200, SLG: 0.200		S S S 0-3 ③ K			S S S 0-3 ③ K			S S S 0-3 ② K		3	0	0	0	0	3	2
Jesse Orosco, R (8, 1)										0	0	0	0	0	0	0
Inning Stats	R: 0 E: 0 K: 2 S: 8 H: 1 LOB: 1 BB: 0 P: 8	R: 1 E: 0 K: 2 S: 9 H: 2 LOB: 1 BB: 0 P: 9	R: 0 E: 0 K: 2 S: 7 H: 0 LOB: 0 BB: 0 P: 7	R: 0 E: 0 K: 2 S: 7 H: 0 LOB: 0 BB: 0 P: 7	R: 0 E: 0 K: 2 S: 7 H: 0 LOB: 0 BB: 0 P: 7	R: 0 E: 0 K: 0 S: 3 H: 0 LOB: 0 BB: 0 P: 3	R: 0 E: 0 K: 2 S: 7 H: 0 LOB: 0 BB: 0 P: 7	R: 0 E: 0 K: 2 S: 8 H: 1 LOB: 1 BB: 0 P: 8	R: 1 E: 0 K: 1 S: 6 H: 1 LOB: 0 BB: 0 P: 6	1B: 2 2B: 2 3B: 1 HR: 0	SF: 1 SAC: 0 DP: 0 HBP: 0						

PITCHER		IP	WLS	BF	H	R	ER	SO	BB	IBB	HBP	BLK	WP	HR	S	P	ERA	WHIP
Jose DeLeon, R ERA: 2.4	(1, 1)	8.0		28	4	1	1	14	0	0	0	0	0	0	56	56	1.12	0.500
John Candelaria, L ERA: 1.5	(9, 1)	1.0	L	4	1	1	1	1	0	0	0	0	0	0	6	6	9.00	1.000

PITCHER	IP	WLS	BF	H	R	ER	SO	BB	IBB	HBP	BLK	WP	HR	S	P	ERA	WHIP

TOP

New York Mets @ Pittsburgh Pirates

Three Rivers Stadium, Pittsburgh, PA

Tue Apr 16 1985, 6:05 PM EST

Att. 5,879 - Unknown

livebaseballscorecards.com

AB	31
R	2
H	5
RBI	2
BB	0
SO	15
LOB	5

WP: 0 PB: 0 SB: 0 CS: 0 PA: 32

New York Mets @ Pittsburgh Pirates

Three Rivers Stadium, Pittsburgh, PA

Tue Apr 16 1985, 6:05 PM EST

Att. 5,879 - Unknown

BOTTOM

Batter	1	2	3	4	5	6	7	8	9	AB	R	H	RBI	BB	SO	LOB
Johnny Ray, S (1, 4) OBP: 0.308, SLG: 0.333	SH1-3 1B		4-3			G3		F8		4	0	1	0	0	0	3
Bill Madlock, R (1, 5) OBP: 0.179, SLG: 0.222	SH1-3 1-2		1-3			L4		FC5 1-2 2-3f 3-H		3	0	0	1	0	0	2
George Hendrick, R (1, 9) OBP: 0.250, SLG: 0.200	6-3			F8		1-3		F8		4	0	0	0	0	0	3
Jason Thompson, L (1, 3) OBP: 0.250, SLG: 0.346	3-1			3-1			K		K	4	0	0	0	0	2	1
Tony Peña, R (1, 2) OBP: 0.250, SLG: 0.269		F9		6-3			6-3		K	4	0	0	0	0	1	0
Marvell Wynne, L (1, 8) OBP: 0.208, SLG: 0.174		6-3			K		L5		K	4	0	0	0	0	2	0
Sixto Lezcano, R (1, 7) Bill Almon, R (8, PR) OBP: 0.667, SLG: 0.833 (9, 6)		BB			BB			BB FC5		0 0	0 1	0 0	0 0	3 0	0 0	0 0
Rafael Belliard, R (1, 6) OBP: 0.250, SLG: 0.250 Joe Orsulak, L (8, PH) OBP: 1.000, SLG: 1.000 (9, 7)		6-3			K			FC5 BB 1-2		2 0	0 0	0 0	0 0	0 1	1 0	2 0
Jose DeLeon, R (1, 1) OBP: 0.500, SLG: 0.333 Lee Mazzilli, S (8, PH) OBP: 1.000, SLG: 2.000 John Candelaria, L (9, 1)			K		K			FC5 1-2 2-3		2 0 0	0 0 0	0 0 0	0 0 0	0 1 0	2 0 0	1 0 0
Inning Stats	R: 0 H: 1 E: 0 LOB: 1 K: 0 BB: 0 S: 4 P: 4	R: 0 H: 0 E: 0 LOB: 1 K: 0 BB: 1 S: 3 P: 7	R: 0 H: 0 E: 0 LOB: 0 K: 1 BB: 0 S: 5 P: 5	R: 0 H: 0 E: 0 LOB: 0 K: 0 BB: 0 S: 3 P: 3	R: 0 H: 0 E: 0 LOB: 1 K: 3 BB: 1 S: 9 P: 13	R: 0 H: 0 E: 0 LOB: 0 K: 0 BB: 0 S: 3 P: 3	R: 0 H: 0 E: 0 LOB: 0 K: 1 BB: 0 S: 5 P: 5	R: 1 H: 0 E: 0 LOB: 2 K: 0 BB: 3 S: 3 P: 15	R: 0 H: 0 E: 0 LOB: 0 K: 3 BB: 0 S: 9 P: 9	1B: 1 2B: 0 3B: 0 HR: 0	SF: 0 SAC: 1 DP: 0 HBP: 0			WP: 0 PB: 0 SB: 1 CS: 0	PA: 33		

livebaseballscorecards.com

AB	27
R	1
H	1
RBI	1
BB	5
SO	8
LOB	12

PITCHER		IP	WLS	BF	H	R	ER	SO	BB	IBB	HBP	BLK	WP	HR	S	P	ERA	WHIP
Ron Darling, R ERA: 1.29	(1, 1)	7.0		26	1	1	1	5	4	0	0	0	0	0	32	48	1.29	0.714
Jesse Orosco, L ERA:	(8, 1)	2.0	W	7	0	0	0	3	1	0	0	0	0	0	12	16	0.00	0.500

PITCHER	IP	WLS	BF	H	R	ER	SO	BB	IBB	HBP	BLK	WP	HR	S	P	ERA	WHIP

New York Mets @ Pittsburgh Pirates

Three Rivers Stadium, Pittsburgh, PA

Wed Apr 17 1985, 6:05 PM EST

Att. 14,029 - Unknown

TOP

livebaseballscorecards.com

Batter	1	2	3	4	5	6	7	8	9	AB	R	H	RBI	BB	SO	LOB
Mookie Wilson, S (1, 8) OBP: 0.395, SLG: 0.486	E9 1B		S 1B 1B	HBP 1B IBB	1B		K		K	5	2	2	0	1	2	1
Kelvin Chapman, R (1, 4) OBP: 0.154, SLG: 0.154	BB 3-H 1B		F7	1-2 2-3 3-H HBP 1B	F6		2-H 2B			4	0	2	2	0	0	2
Rusty Staub, L (7, PH) OBP: 1.000, SLG: 2.000										1	0	1	1	0	0	0
Wally Backman, S (7, PR) OBP: 0.217, SLG: 0.273 (7, 4)										0	0	0	0	0	0	0
Keith Hernandez, L (1, 3) OBP: 0.378, SLG: 0.355	F5		1-H FC5-4 1B	1-2 2-3 3-H HBP		4-3	IBB			3	0	1	2	1	0	1
Gary Carter, R (1, 2) OBP: 0.389, SLG: 0.621	B B B B 1-2 G4-6-3 BB		1-2f FC5-4	5-3		F2	4-3			4	0	0	0	1	0	6
Darryl Strawberry, L (1, 9) OBP: 0.310, SLG: 0.500	G4-6-3 1-2f			2B 2B	HR	B B B B S 2B BB		G3		4	3	2	1	1	0	2
George Foster, R (1, 7) OBP: 0.367, SLG: 0.462		1-3		K	F6	1-H 2B		K		5	0	1	1	0	2	1
Ron Gardenhire, R (1, 5) OBP: 0.200, SLG: 0.111		K		F7	HR 1B	K		F5		2	0	0	0	0	1	1
Howard Johnson, S (5, PH) OBP: 0.267, SLG: 0.192 (5, 5)										3	1	1	0	0	1	1
Rafael Santana, R (1, 6) OBP: 0.308, SLG: 0.435		F8		2B 1B IBB	1-H HR		2B 2B		F9	4	3	2	2	1	0	0
Bruce Berenyi, R (1, 1) OBP: 0.250, SLG: 0.500			K	1-3 2-H 1B HBP 2B	K		K		K	3	1	1	1	0	2	0
Doug Sisk, R (5, 1)										2	0	0	0	0	2	1
Jesse Orosco, R (9, 1)										0	0	0	0	0	0	0

	AB	R	H	RBI	BB	SO	LOB
	40	10	13	10	5	10	16

Inning Stats	1	2	3	4	5	6	7	8	9
R	1	0	1	3	3	1	1	0	0
E	1	0	0	0	0	0	0	0	0
K	0	1	1	1	1	1	2	1	2
S	4	5	7	8	9	6	9	5	7
H	1	0	2	3	4	1	2	0	0
LOB	1	0	0	3	1	1	2	0	0
BB	1	0	0	2	0	1	1	0	0
P	8	5	7	17	9	10	13	5	7

1B	6	SF: 0
2B	5	SAC: 0
3B	0	DP: 1
HR	2	HBP: 1

WP	0	PA: 46
PB	0	
SB	2	
CS	0	

PITCHER		IP	WLS	BF	H	R	ER	SO	BB	IBB	HBP	BLK	WP	HR	S	P	ERA	WHIP
Larry McWilliams, L ERA: 6.48	(1, 1)	3.2	L	21	6	5	4	3	1	2	1	0	0	0	23	36	9.82	1.909
Cecilio Guante, R ERA: 9.0	(4, 1)	1.1		8	4	3	3	1	0	0	0	0	0	2	10	10	20.25	3.000
Rod Scurry, L ERA: 10.8	(6, 1)	1.0		5	1	1	1	1	1	0	0	0	0	0	6	10	9.00	2.000
Kent Tekulve, R ERA: 16.2	(7, 1)	1.0		6	2	1	1	2	0	1	0	0	0	0	9	13	9.00	2.000
Don Robinson, R ERA: 2.84	(8, 1)	2.0		6	0	0	0	3	0	0	0	0	0	0	12	12	0.00	0.000

PITCHER		IP	WLS	BF	H	R	ER	SO	BB	IBB	HBP	BLK	WP	HR	S	P	ERA	WHIP

New York Mets @ Pittsburgh Pirates

Three Rivers Stadium, Pittsburgh, PA

Wed Apr 17 1985, 6:05 PM EST

Att. 14,029 - Unknown

BOTTOM

Batter	1	2	3	4	5	6	7	8	9	AB	R	H	RBI	BB	SO	LOB
Johnny Ray, S (1, 4) OBP: 0.323, SLG: 0.379	F8		G4-6-3 1B		G3	4-3 5-3 2B	G3			5	1	2	1	0	0	3
Don Robinson, R (8, 1)										0	0	0	0	0	0	0
Bill Madlock, R (1, 5) OBP: 0.182, SLG: 0.194	BB		G4-6-3		5-3	4-3		6-3		4	0	0	0	1	0	5
George Hendrick, R (1, 9) OBP: 0.242, SLG: 0.172	F7		F8		WP 1B BB	5-3		6-3		4	1	0	1	1	0	2
Jason Thompson, L (1, 3) OBP: 0.273, SLG: 0.333	4-3			E4 FC6-4	1B BB BB 1B	BB		F5		4	1	1	2	1	0	1
Tony Peña, R (1, 2) OBP: 0.303, SLG: 0.276		WP BB CS BB		FC6-4 WP 1B PB	BB 1B BB	5-3			1B	3	1	1	0	2	0	2
Marvell Wynne, L (1, 8) OBP: 0.241, SLG: 0.214		L6		6-3 S 1B	BB 1B		5-3		K	5	0	2	0	0	1	2
Sixto Lezcano, R (1, 7)		BB		6-3	FC5-4 BB		6-3		K	3	0	0	1	2	1	2
Rafael Belliard, R (1, 6) OBP: 0.200, SLG: 0.200		K		1-3	FC5-4		1B BB		K	1	0	0	0	0	1	2
Lee Mazzilli, S (4, PH) OBP: 0.750, SLG: 1.000										1	0	0	0	0	0	1
Bill Almon, R (5, 6) OBP: 0.556, SLG: 0.625										2	0	0	0	1	1	4
Larry McWilliams, L (1, 1) Cecilio Guante, R (4, 1) Tim Foli, R (5, PH) OBP: 0.400, SLG: 0.125 Mike Bielecki, R (5, PR) Rod Scurry, L (6, 1) Joe Orsulak, L (6, PH) OBP: 0.500, SLG: 1.667 Kent Tekulve, R (7, 1) Jim Morrison, R (7, PH) OBP: 0.400, SLG: 0.400 (8, 4)	CS		G4-6-3 1B		5-3 G3 1B	2B	1B			0	0	0	0	1	0	0
										0	0	0	0	0	0	0
										0	0	0	0	1	0	0
										0	1	0	0	0	0	0
										0	0	0	0	0	0	0
										1	1	1	0	0	0	0
										0	0	0	0	0	0	0
										1	0	1	0	0	0	0
Inning Stats	R: 0 E: 0 K: 0 S: 3 H: 0 LOB: 1 BB: 1 P: 7	R: 0 E: 0 K: 1 S: 4 H: 0 LOB: 1 BB: 2 P: 12	R: 0 E: 0 K: 0 S: 3 H: 1 LOB: 1 BB: 1 P: 7	R: 1 E: 1 K: 0 S: 5 H: 1 LOB: 1 BB: 0 P: 5	R: 3 E: 0 K: 0 S: 5 H: 2 LOB: 3 BB: 4 P: 21	R: 2 E: 0 K: 0 S: 5 H: 2 LOB: 1 BB: 1 P: 9	R: 0 E: 0 K: 0 S: 4 H: 1 LOB: 2 BB: 1 P: 8	R: 0 E: 0 K: 0 S: 3 H: 0 LOB: 0 BB: 0 P: 3	R: 0 E: 0 K: 3 S: 10 H: 1 LOB: 1 BB: 0 P: 10	1B: 6 2B: 1 3B: 1 HR: 0 SF: 0 SAC: 0 DP: 1 HBP: 0						

livebaseballscorecards.com

AB	34
R	6
H	8
RBI	5
BB	10
SO	4
LOB	24

WP: 3 PA: 45
PB: 1
SB: 1
CS: 1

PITCHER		IP	WLS	BF	H	R	ER	SO	BB	IBB	HBP	BLK	WP	HR	S	P	ERA	WHIP
Bruce Berenyi, R ERA: 2.31	(1, 1)	4.2		25	4	4	3	1	8	0	0	0	3	0	19	51	5.79	2.571
Doug Sisk, R ERA: 2.53	(5, 1)	3.1	W	16	4	2	2	0	2	0	0	0	0	0	14	22	5.40	1.800
Jesse Orosco, L ERA:	(9, 1)	1.0		3	0	0	0	3	0	0	0	0	0	0	9	9	0.00	0.000

PITCHER	IP	WLS	BF	H	R	ER	SO	BB	IBB	HBP	BLK	WP	HR	S	P	ERA	WHIP

Batter	1	2	3	4	5	6	7	8	9	AB	R	H	RBI	BB	SO	LOB
Mookie Wilson, S (1, 8) OBP: 0.366, SLG: 0.447	6-3			F9		6-3			SH1-4 1-2	3	0	0	0	0	0	0
Kelvin Chapman, R (1, 4) Rusty Staub, L (9, PH) OBP: 0.667, SLG: 1.000 Jesse Orosco, R (9, 1)	4-3			F9			F9		4-3 2-3	3 1 0	0 0 0	0 0 0	0 0 0	0 0 0	0 0 0	0 1 0
Keith Hernandez, L (1, 3) OBP: 0.366, SLG: 0.343	1-3			F9			F8		1B 3-H	4	0	1	1	0	0	0
Gary Carter, R (1, 2) OBP: 0.425, SLG: 0.625		F8			1B		BB B B B		1-3	3	0	2	0	1	0	0
Darryl Strawberry, L (1, 9) OBP: 0.273, SLG: 0.433		K S S S			F8		F8		K S S S	4	0	0	0	0	2	4
George Foster, R (1, 7) OBP: 0.333, SLG: 0.414		F8			F3			F9		3	0	0	0	0	0	1
Ron Gardenhire, R (1, 5) OBP: 0.250, SLG: 0.182 Howard Johnson, S (8, PH) OBP: 0.258, SLG: 0.185 (8, 5)			6-3		1B 1-3			3-1		2 1	0 0	1 0	0 0	0 0	0 0	0 0
Rafael Santana, R (1, 6) OBP: 0.276, SLG: 0.385			K S S S	F4				1-4-3		3	0	0	0	0	1	0
Dwight Gooden, R (1, 1) OBP: 0.222, SLG: 0.222 Wally Backman, S (9, PH) OBP: 0.250, SLG: 0.304 (9, 4)			5-3	G2					4-3 SH1-4 1B	2 1	0 1	0 1	0 0	0 0	0 0	0 0
Inning Stats	R: 0 E: 0 K: 0 S: 3 H: 0 LOB: 0 BB: 0 P: 3	R: 0 E: 0 K: 1 S: 5 H: 0 LOB: 0 BB: 0 P: 5	R: 0 E: 0 K: 1 S: 5 H: 0 LOB: 0 BB: 0 P: 5	R: 0 E: 0 K: 0 S: 3 H: 0 LOB: 0 BB: 0 P: 3	R: 0 E: 0 K: 0 S: 4 H: 2 LOB: 2 BB: 0 P: 4	R: 0 E: 0 K: 0 S: 3 H: 0 LOB: 0 BB: 0 P: 3	R: 0 E: 0 K: 0 S: 3 H: 0 LOB: 1 BB: 1 P: 7	R: 0 E: 0 K: 0 S: 3 H: 0 LOB: 0 BB: 0 P: 3	R: 1 E: 0 K: 1 S: 8 H: 3 LOB: 2 BB: 0 P: 8	1B: 5 2B: 0 3B: 0 HR: 0 SF: 0 SAC: 1 DP: 0 HBP: 0						

PITCHER	IP	WLS	BF	H	R	ER	SO	BB	IBB	HBP	BLK	WP	HR	S	P	ERA	WHIP
Steve Carlton, L (1, 1) ERA: 2.5	7.0		23	2	0	0	2	1	0	0	0	0	0	26	30	0.00	0.429
Charles Hudson, R (8, 1) ERA: 4.91	1.1	L	5	1	1	1	0	0	0	0	0	0	0	5	5	6.75	0.750
Don Carman, L (9, 1) ERA:	0.1		2	1	0	0	0	0	0	0	0	0	0	2	2	0.00	3.000
Larry Andersen, R ERA: 13.5	0.1		2	1	0	0	1	0	0	0	0	0	0	4	4	0.00	3.000

PITCHER	IP	WLS	BF	H	R	ER	SO	BB	IBB	HBP	BLK	WP	HR	S	P	ERA	WHIP

TOP

New York Mets @ Philadelphia Phillies

Veterans Stadium, Philadelphia, PA

Fri Apr 19 1985, 6:05 PM EST

Att. 32,420 - Unknown

livebaseballscorecards.com

AB	30
R	1
H	5
RBI	1
BB	1
SO	3
LOB	6

PA: 32

WP: 0 PB: 0 SB: 0 CS: 0

Batter	1	2	3	4	5	6	7	8	9	AB	R	H	RBI	BB	SO	LOB
Juan Samuel, R (1, 4) OBP: 0.194, SLG: 0.250	6-3		1B			K			F9	4	0	1	0	0	1	0
Jeff Stone, L (1, 7) OBP: 0.281, SLG: 0.387	K		K			4-3			F9	3	0	0	0	0	2	2
Glenn Wilson, R (9, PH) OBP: 0.219, SLG: 0.250										1	0	0	0	0	0	0
Greg Gross, L (1, 9) OBP: 0.300, SLG: 0.333	F8			F2		4-3			6-3	3	0	0	0	0	0	0
(8, 3)																
John Wockenfuss, R (9, PH)										1	0	0	0	0	0	0
Mike Schmidt, R (1, 5) OBP: 0.176, SLG: 0.038		K		6-3			K			3	0	0	0	0	2	0
Von Hayes, L (1, 8) OBP: 0.314, SLG: 0.233		F8		BB			4-3			2	0	0	0	1	0	0
(8, 9)																
Tim Corcoran, L (1, 3) OBP: 0.333, SLG: 0.300		3-1		CS	K		F5			3	0	0	0	0	1	0
Charles Hudson, S (8, 1)										0	0	0	0	0	0	0
Don Carman, L (9, 1)										0	0	0	0	0	0	0
Larry Andersen, R (9, 1)										0	0	0	0	0	0	0
Ozzie Virgil, R (1, 2) OBP: 0.348, SLG: 0.522			1B		1B			F9		3	0	2	0	0	0	0
Steve Jeltz, S (1, 6) OBP: 0.269, SLG: 0.174			F9		F9			F9		3	0	0	0	0	0	2
Steve Carlton, L (1, 1) OBP: 0.167, SLG: 0.333			K		F7			F6		2	0	0	0	0	1	2
Garry Maddox, R (8, 8) OBP: 0.250, SLG: 0.143										1	0	0	0	0	0	0
Inning Stats	R: 0 H: 0 E: 0 LOB: 0 K: 1 BB: 0 S: 5 P: 5	R: 0 H: 0 E: 0 LOB: 0 K: 1 BB: 0 S: 5 P: 5	R: 0 H: 2 E: 0 LOB: 2 K: 2 BB: 0 S: 9 P: 9	R: 0 H: 0 E: 0 LOB: 0 K: 0 BB: 1 S: 2 P: 6	R: 0 H: 1 E: 0 LOB: 1 K: 1 BB: 0 S: 6 P: 6	R: 0 H: 0 E: 0 LOB: 0 K: 1 BB: 0 S: 5 P: 5	R: 0 H: 0 E: 0 LOB: 0 K: 1 BB: 0 S: 5 P: 5	R: 0 H: 0 E: 0 LOB: 0 K: 0 BB: 0 S: 3 P: 3	R: 0 H: 0 E: 0 LOB: 0 K: 0 BB: 0 S: 3 P: 3	1B: 3 SF: 0 2B: 0 SAC: 0 3B: 0 DP: 0 HR: 0 HBP: 0						

PITCHER		IP	WLS	BF	H	R	ER	SO	BB	IBB	HBP	BLK	WP	HR	S	P	ERA	WHIP
Dwight Gooden, R ERA: 1.17	(1, 1)	8.0	W	27	3	0	0	7	1	0	0	0	0	0	40	44	0.00	0.500
Jesse Orosco, L ERA:	(9, 1)	1.0	S	3	0	0	0	0	0	0	0	0	0	0	3	3	0.00	0.000

PITCHER	IP	WLS	BF	H	R	ER	SO	BB	IBB	HBP	BLK	WP	HR	S	P	ERA	WHIP

BOTTOM

New York Mets @ Philadelphia Phillies

Veterans Stadium, Philadelphia, PA

Fri Apr 19 1985, 6:05 PM EST

Att. 32,420 - Unknown

livebaseballscorecards.com

AB	29
R	0
H	3
RBI	0
BB	1
SO	7
LOB	6

Batter	1	2	3	4	5	6	7	8	9	AB	R	H	RBI	BB	SO	LOB
Wally Backman, S (1, 4) OBP: 0.310, SLG: 0.429	WP 3B		FC4-6 1B 1-2		K			1B 4-3 1B	K	5	1	3	0	0	2	1
Mookie Wilson, S (1, 8) OBP: 0.348, SLG: 0.405	F8 WP SF9 BB		FC4-6 FC4-6 1-2f 2-3			4-3		4-3 1-2	K	4	1	0	0	1	1	4
Keith Hernandez, L (1, 3) OBP: 0.356, SLG: 0.333	F8 1-3 3-H		FC4-6 FC5-4 1-2f 3-H			4-3		G5-4-3 2-3 1B		4	0	1	1	0	0	2
Gary Carter, R (1, 2) OBP: 0.409, SLG: 0.600	SF9 3-H		FC5-4 1-2f			1B		G5-4-3 1-2f		3	0	1	1	0	0	3
Darryl Strawberry, L (1, 9) OBP: 0.270, SLG: 0.500	4-3			4-3		F9			HR	4	1	1	1	0	0	1
Danny Heep, L (1, 7) OBP: 0.375, SLG: 0.429		F7		F7			4-3		BB E 1B	4	1	1	0	0	0	0
Howard Johnson, S (1, 5) OBP: 0.257, SLG: 0.167		L6		K			F8		E FC6-4 BB 1-2	3	1	0	0	1	1	0
Rafael Santana, R (1, 6) OBP: 0.242, SLG: 0.333		4-3			K		E5		E4 FC6-4 1-3 2-H	4	0	0	0	0	1	1
Ed Lynch, R (1, 1) OBP: 0.333, SLG: 0.333			FC4-6 1B FC4-6 1B		4-3		4-3		FC6-4 1-2f 3-H	1	1	1	0	0	0	0
Tom Gorman, L (4, 1)										0	0	0	0	0	0	0
Clint Hurdle, L (5, PH)										1	0	0	0	0	0	0
Roger McDowell, R (5, 1)										0	0	0	0	0	0	0
Rusty Staub, L (7, PH) OBP: 0.500, SLG: 0.667										1	0	0	0	0	0	1
Bill Latham, L (7, 1)										0	0	0	0	0	0	0
George Foster, R (9, PH) OBP: 0.324, SLG: 0.400										1	0	0	1	0	0	1
Kelvin Chapman, R (9, PR) OBP: 0.125, SLG: 0.125										0	0	0	0	0	0	0
Inning Stats	R: 2 E: 0 K: 0 S: 4 H: 1 LOB: 0 BB: 1 P: 8	R: 0 E: 0 K: 0 S: 3 H: 0 LOB: 0 BB: 0 P: 3	R: 1 E: 0 K: 0 S: 5 H: 2 LOB: 1 BB: 0 P: 5	R: 0 E: 0 K: 1 S: 5 H: 0 LOB: 0 BB: 0 P: 5	R: 0 E: 0 K: 2 S: 7 H: 0 LOB: 0 BB: 0 P: 7	R: 0 E: 0 K: 0 S: 4 H: 1 LOB: 1 BB: 0 P: 4	R: 0 E: 1 K: 0 S: 4 H: 0 LOB: 1 BB: 0 P: 4	R: 0 E: 0 K: 0 S: 4 H: 2 LOB: 1 BB: 0 P: 4	R: 3 E: 1 K: 2 S: 10 H: 2 LOB: 1 BB: 1 P: 14	1B: 6 2B: 0 3B: 1 HR: 1 SF: 1 SAC: 0 DP: 1 HBP: 0	WP: 1 PB: 0 SB: 0 CS: 0 PA: 38					

PITCHER	IP	WLS	BF	H	R	ER	SO	BB	IBB	HBP	BLK	WP	HR	S	P	ERA	WHIP
John Denny, R (1, 1) ERA: 3.5	8.0	W	34	8	6	5	3	2	0	0	0	1	1	38	46	5.62	1.250
Larry Andersen, R (9, 1) ERA: 9.82	1.0	S	4	0	0	0	2	0	0	0	0	0	0	8	8	0.00	0.000

PITCHER	IP	WLS	BF	H	R	ER	SO	BB	IBB	HBP	BLK	WP	HR	S	P	ERA	WHIP

New York Mets @ Philadelphia Phillies

Veterans Stadium, Philadelphia, PA

Sat Apr 20 1985, 3:33 AM EST

Att. 24,013 - Unknown

TOP

livebaseballscorecards.com

AB	35
R	6
H	8
RBI	4
BB	2
SO	5
LOB	14

BOTTOM

New York Mets @ Philadelphia Phillies

Veterans Stadium, Philadelphia, PA

Sat Apr 20 1985, 3:33 AM EST

Att. 24,013 - Unknown

livebaseballscorecards.com

Batter	1	2	3	4	5	6	7	8	9	AB	R	H	RBI	BB	SO	LOB
Juan Samuel, R (1, 4) OBP: 0.220, SLG: 0.317	S S S 0-3 ① K			x 0-0 ② FC6-4 1-2f 2-3 HR		x 0-0 CS 1B		S S S 0-3 ② K		5	2	2	0	0	2	2
Jeff Stone, L (1, 7) OBP: 0.333, SLG: 0.600 Garry Maddox, R (8, 8) OBP: 0.333, SLG: 0.250	x 0-0 1B 1B		x 0-0 3B HR	x 0-0 1-H 3-H HR		x 0-0 ① F7		x 0-0 1B		4 1	2 0	3 1	5 0	0 0	0 0	1 0
Von Hayes, L (1, 8) (8, 9) OBP: 0.350, SLG: 0.353	S S S 0-3 ② K		x 0-0 HR	x 0-0 2B 1B		B B B 4-0 ② FC6-4 1-2 BB		x 0-0 ③ 1-3		4	2	2	1	1	1	2
Mike Schmidt, R (1, 5) OBP: 0.237, SLG: 0.138	x 0-0 FC3-6 1-2 1B		B B B 4-0 3-1 E BB	x 0-0 1-H 2B		x 0-0 ③ FC6-4 1-2f				3	0	2	1	1	0	1
Tim Corcoran, L (1, 3) OBP: 0.280, SLG: 0.250	x 0-0 ③ FC3-6 1-2f		x 0-0 ② 3-1 1-3	x 0-0 ③ F6			x 0-0 ① L4			4	0	0	0	0	0	4
Ozzie Virgil, R (1, 2) OBP: 0.296, SLG: 0.444		x 0-0 ① F8	x 0-0 ③ F7		S S S 0-3 ① K		x 0-0 ② 6-3			4	0	0	0	0	1	1
Glenn Wilson, R (1, 9) (8, 7) OBP: 0.278, SLG: 0.265		x 0-0 ② F9		x 0-0 FC6-4 1B HR 1B	B B B 4-0 BB		B B B 4-0 BB			2	1	1	0	2	0	0
Steve Jeltz, S (1, 6) OBP: 0.267, SLG: 0.185		x 0-0 ③ 6-3		x 0-0 1-2 FC6-4 1B	S S S 0-3 ② K		S S S 0-3 ③ K			4	0	1	0	0	2	2
John Denny, R (1, 1) Larry Andersen, R (9, 1)			x 0-0 ① 5-3	S S S 0-3 ① K	x 0-0 ③ 4-3			x 0-0 ① 6-3		4 0	0 0	0 0	0 0	0 0	1 0	3 0
Inning Stats	R: 0 E: 0 K: 2 S: 9 H: 2 LOB: 2 BB: 0 P: 9	R: 0 E: 0 K: 0 S: 3 H: 0 LOB: 0 BB: 0 P: 3	R: 3 E: 1 K: 0 S: 6 H: 3 LOB: 1 BB: 1 P: 10	R: 4 E: 0 K: 1 S: 10 H: 5 LOB: 1 BB: 0 P: 10	R: 0 E: 0 K: 2 S: 7 H: 0 LOB: 1 BB: 1 P: 11	R: 0 E: 0 K: 0 S: 3 H: 1 LOB: 1 BB: 1 P: 7	R: 0 E: 0 K: 1 S: 5 H: 0 LOB: 1 BB: 1 P: 9	R: 0 E: 0 K: 1 S: 6 H: 1 LOB: 1 BB: 0 P: 6		1B: 7 2B: 1 3B: 1 HR: 3	SF: 0 SAC: 0 DP: 0 HBP: 0						

AB	35
R	7
H	12
RBI	7
BB	4
SO	7
LOB	16

WP: 0 PB: 0 SB: 0 CS: 1 PA: 39

PITCHER		IP	WLS	BF	H	R	ER	SO	BB	IBB	HBP	BLK	WP	HR	S	P	ERA	WHIP
Ed Lynch, R ERA: 5.4	(1, 1)	3.2	L	20	8	6	6	3	1	0	0	0	0	3	25	29	14.73	2.455
Tom Gorman, L ERA: 7.71	(4, 1)	0.1		3	2	1	1	0	0	0	0	0	0	0	3	3	27.00	6.000
Roger McDowell, R ERA:	(5, 1)	2.0		8	1	0	0	2	2	0	0	0	0	0	10	18	0.00	1.500
Bill Latham, L ERA: 4.76	(7, 1)	2.0		8	1	0	0	2	1	0	0	0	0	0	11	15	0.00	1.000

PITCHER	IP	WLS	BF	H	R	ER	SO	BB	IBB	HBP	BLK	WP	HR	S	P	ERA	WHIP

Batter	1	2	3	4	5	6	7	8	9	AB	R	H	RBI	BB	SO	LOB
Mookie Wilson, S (1, 8) OBP: 0.353, SLG: 0.426	PB 1B 1B 1B	2B	5-3			2-3			F8	5	1	2	0	0	0	2
Kelvin Chapman, R (1, 4) OBP: 0.158, SLG: 0.158	1B PB 1-2 FC4-6 1B	K		K		K			HBP 1B	3	1	1	0	0	2	1
Wally Backman, S (6, PH) OBP: 0.323, SLG: 0.433 (6, 4)										2	0	1	0	0	1	0
Keith Hernandez, L (1, 3) OBP: 0.380, SLG: 0.349	FC4-6 1-3 2-H 1B		F8	2B 4-3 1B		F7			1-0 1-2 HBP	4	1	2	1	0	0	0
Gary Carter, R (1, 2) OBP: 0.408, SLG: 0.600	F6		1B HR 1B	4-3 1-3 2B			1-3		F7	5	1	2	0	0	0	4
Darryl Strawberry, L (1, 9) OBP: 0.262, SLG: 0.462	FC4-6 BB 1-2f 3-H		1-2 HR 1B	4-3 2-3 3-H			F8		F6	5	1	1	2	0	0	4
George Foster, R (1, 7) OBP: 0.342, SLG: 0.485	FC4 1-2 BB		1-H 2-H HR				0-3 K			3	1	1	3	1	2	1
Ray Knight, R (1, 5) OBP: 0.500, SLG: 0.333	FC4 1-2f		SH2-3 1B 1B		G6-4-3 BB			F8		3	0	1	0	1	0	2
Ron Gardenhire, R (1, 6) OBP: 0.267, SLG: 0.214		K	SH2-3 1-2 1B		G6-4-3 1-2f			6-3		3	0	1	0	0	1	1
Danny Heep, L (8, PH) OBP: 0.333, SLG: 0.375										1	0	0	0	0	0	0
Rafael Santana, R (8, 6) OBP: 0.242, SLG: 0.333										0	0	0	0	0	0	0
Ron Darling, R (1, 1) OBP: 0.143, SLG: 0.143		F9	SH2-3 1-2 2-3		K			1-3		2	0	0	0	0	1	0
Doug Sisk, R (6, 1)										0	0	0	0	0	0	0
Rusty Staub, L (8, PH) OBP: 0.400, SLG: 0.500										1	0	0	0	0	0	0
Tom Gorman, L (8, 1)										0	0	0	0	0	0	0
Inning Stats	R: 2 E: 0 K: 0 S: 6 H: 3 LOB: 2 BB: 1 P: 10	R: 0 E: 0 K: 2 S: 8 H: 1 LOB: 1 BB: 0 P: 8	R: 3 E: 0 K: 0 S: 8 H: 5 LOB: 2 BB: 0 P: 8	R: 1 E: 0 K: 2 S: 9 H: 2 LOB: 1 BB: 0 P: 9	R: 0 E: 0 K: 1 S: 4 H: 0 LOB: 0 BB: 1 P: 8	R: 0 E: 0 K: 1 S: 5 H: 0 LOB: 0 BB: 0 P: 5	R: 0 E: 0 K: 1 S: 5 H: 0 LOB: 0 BB: 0 P: 5	R: 0 E: 0 K: 0 S: 3 H: 0 LOB: 0 BB: 0 P: 3	R: 0 E: 0 K: 0 S: 4 H: 1 LOB: 2 BB: 0 P: 5	1B: 9 2B: 2 3B: 0 HR: 1 SF: 0 SAC: 1 DP: 1 HBP: 1	WP: 0 PB: 1 SB: 0 CS: 0 PA: 41					

PITCHER	IP	WLS	BF	H	R	ER	SO	BB	IBB	HBP	BLK	WP	HR	S	P	ERA	WHIP
Jerry Koosman, L (1, 1) ERA: 4.11	2.1		16	8	5	4	2	1	0	0	0	0	1	19	23	15.43	3.857
Kevin Gross, R (3, 1) ERA: 3.48	4.2	W	17	3	1	1	5	1	0	0	0	0	0	26	30	1.93	0.857
Kent Tekulve, R (8, 1) ERA: 10.13	2.0		8	1	0	0	0	0	0	1	0	0	0	7	8	0.00	0.500

PITCHER	IP	WLS	BF	H	R	ER	SO	BB	IBB	HBP	BLK	WP	HR	S	P	ERA	WHIP

TOP

New York Mets @ Philadelphia Phillies

Veterans Stadium, Philadelphia, PA

Sun Apr 21 1985, 3:33 AM EST

Att. 30,186 - Unknown

livebaseballscorecards.com

AB	37
R	6
H	12
RBI	6
BB	2
SO	7
LOB	15

BOTTOM

New York Mets @ Philadelphia Phillies

Veterans Stadium, Philadelphia, PA

Sun Apr 21 1985, 3:33 AM EST

Att. 30,186 - Unknown

Batter	1	2	3	4	5	6	7	8	9	AB	R	H	RBI	BB	SO	LOB
Juan Samuel, R (1, 4) OBP: 0.239, SLG: 0.391	x 0-0 K 1B		x 0-0 HR	x 0-0 ② 6-3		x 0-0 ② FC5-4 FC6 1-2f 2-3	x 0-0 ③ F8			5	1	2	1	0	0	3
Jeff Stone, L (1, 7) OBP: 0.341, SLG: 0.564	S S S 0-3 ① ② K 1-2		x 0-0 BB 2B 1B	x 0-0 ③ F3		x 0-0 ③ FC6 1-2f		B B B B 4-0 G3-6-3 BB		4	1	1	0	1	1	3
Von Hayes, L (1, 8) OBP: 0.378, SLG: 0.395	x 0-0 1B		B B B B 4-0 2B 4-3 1-2 BB		x 0-0 2B		S S S 0-3 ① K	x 0-0 ① ② G3-6-3 1-2f		4	1	2	0	1	1	1
Mike Schmidt, R (1, 5) OBP: 0.233, SLG: 0.147	S S S 0-3 ③ K		x 0-0 ① F6		S S S 0-3 ① K		x 0-0 BB 1B 1B	x 0-0 ③ F5		5	1	1	0	0	2	4
Tim Corcoran, L (1, 3) OBP: 0.345, SLG: 0.333		x 0-0 HR 1B	x 0-0 4-3 E 1-3 2-H 2B		x 0-0 ② F6		B B B B 4-0 1B 1-2 1B BB			3	3	2	1	1	0	1
Ozzie Virgil, R (1, 2) OBP: 0.290, SLG: 0.419		x 0-0 ① F8	x 0-0 ② 4-3 2-3 3-H		x 0-0 ③ 6-3		x 0-0 5-3 1B 2B 1-3 2-H 1B			4	1	1	2	0	0	3
Glenn Wilson, R (1, 9) OBP: 0.325, SLG: 0.395		x 0-0 1-H HR	x 0-0 E6 3-H			x 0-0 FC3-6 1B	x 0-0 5-3 2B 1-2 1B 3-H			4	2	3	3	0	0	0
Steve Jeltz, S (1, 6) OBP: 0.235, SLG: 0.161		S S S 0-3 ② K	x 0-0 ③ 4-3			x 0-0 ① FC3-6 FC5-4 SH 1-2f	x 0-0 ② 5-3 1-2 2-3			4	0	0	0	0	1	4
Jerry Koosman, R (1, 1) Kevin Gross, R (3, 1) Greg Gross, L (7, PH) OBP: 0.364, SLG: 0.500 Kent Tekulve, R (8, 1)		x 0-0 ③ F4		S S S 0-3 ① K		x 0-0 SH FC5-4 1-2	x 0-0 2-H 3-H 2B			1 1 1 0	0 0 0 0	0 0 1 0	0 0 2 0	0 0 0 0	0 1 0 0	0 0 0 0
Inning Stats	R: 0 E: 0 K: 2 S: 8 H: 2 LOB: 1 BB: 0 P: 8	R: 2 E: 0 K: 1 S: 7 H: 2 LOB: 0 BB: 0 P: 7	R: 4 E: 1 K: 0 S: 7 H: 3 LOB: 1 BB: 1 P: 11	R: 0 E: 0 K: 1 S: 5 H: 0 LOB: 0 BB: 0 P: 5	R: 0 E: 0 K: 1 S: 6 H: 1 LOB: 1 BB: 0 P: 6	R: 0 E: 0 K: 0 S: 5 H: 1 LOB: 2 BB: 0 P: 5	R: 4 E: 0 K: 1 S: 9 H: 4 LOB: 1 BB: 1 P: 13	R: 0 E: 0 K: 0 S: 2 H: 0 LOB: 0 BB: 1 P: 6		1B: 8 2B: 3 3B: 0 HR: 2	SF: 0 SAC: 1 DP: 1 HBP: 0					

livebaseballscorecards.com

AB	36
R	10
H	13
RBI	9
BB	3
SO	6
LOB	19

WP: 0 PB: 0 SB: 0 CS: 0 PA: 40

PITCHER		IP	WLS	BF	H	R	ER	SO	BB	IBB	HBP	BLK	WP	HR	S	P	ERA	WHIP
Ron Darling, R ERA: 3.32	(1, 1)	5.0		24	8	6	5	5	1	0	0	0	0	2	33	37	9.00	1.800
Doug Sisk, R ERA: 4.97	(6, 1)	2.0	L	13	5	4	4	1	1	0	0	0	0	0	14	18	18.00	3.000
Tom Gorman, L ERA: 5.4	(8, 1)	1.0		3	0	0	0	0	1	0	0	0	0	0	2	6	0.00	1.000

PITCHER	IP	WLS	BF	H	R	ER	SO	BB	IBB	HBP	BLK	WP	HR	S	P	ERA	WHIP

New York Mets @ St. Louis Cardinals

Busch Stadium, St. Louis, MO

Mon Apr 22 1985, 6:05 PM CST

Att. 16,324 - Unknown

TOP

Batter	1	2	3	4	5	6	7	8	9	AB	R	H	RBI	BB	SO	LOB
Mookie Wilson, S (1, 8) OBP: 0.357, SLG: 0.481	F9	1-H 2-H 3B		2B 2B		K			L6	5	1	2	2	0	1	0
Kelvin Chapman, R (1, 4)	E 1B	K		F3		6-3			BB	4	1	1	0	0	1	2
Wally Backman, S (9, PH) (9, 4) OBP: 0.344, SLG: 0.433										0	0	0	0	1	0	0
Keith Hernandez, L (1, 3) OBP: 0.382, SLG: 0.362	F8	G3		2-H 2B			F8 E BB		F3	4	0	1	1	1	0	3
Gary Carter, R (1, 2) OBP: 0.396, SLG: 0.558	E8 1-H HR		F6	IBB			F8 1-3			3	1	0	0	1	0	1
Darryl Strawberry, L (1, 9) OBP: 0.261, SLG: 0.512	3-H HR		3-1	F7			K			4	1	1	2	0	1	2
George Foster, R (1, 7) OBP: 0.333, SLG: 0.541	K		HR		5-3				F4	4	1	1	1	0	1	0
Ray Knight, R (1, 5) OBP: 0.500, SLG: 0.333		HBP	FC6-4 1B		F8				3-1	3	1	1	0	0	0	0
Rafael Santana, R (1, 6) OBP: 0.243, SLG: 0.324		1-2 3B 1B	1-2f FC6-4		1-3				6-3	4	1	1	0	0	0	1
Calvin Schiraldi, R (1, 1)		K		K		K			L3	3	0	0	0	0	3	2
Roger McDowell, R (7, 1)										0	0	0	0	0	0	0
Jesse Orosco, R (8, 1)										0	0	0	0	0	0	0
Howard Johnson, S (8, 5) OBP: 0.250, SLG: 0.161										1	0	0	0	0	0	0

	AB	35
	R	7
	H	8
	RBI	6
	BB	3
	SO	7
	LOB	11

Inning Stats	1	2	3	4	5	6	7	8	9
	R: 3 E: 1 K: 1 S: 8	H: 2 LOB: 0 BB: 0 P: 8	R: 2 E: 0 K: 2 S: 9	H: 2 LOB: 1 BB: 0 P: 10	R: 1 E: 0 K: 0 S: 5	H: 2 LOB: 1 BB: 0 P: 5	R: 1 E: 0 K: 1 S: 7	H: 2 LOB: 2 BB: 1 P: 11	R: 0 E: 0 K: 0 S: 3	H: 0 LOB: 0 BB: 0 P: 3
	R: 0 E: 0 K: 2 S: 7	H: 0 LOB: 0 BB: 0 P: 7	R: 0 E: 1 K: 1 S: 4	H: 0 LOB: 0 BB: 1 P: 8	R: 0 E: 0 K: 0 S: 3	H: 0 LOB: 0 BB: 0 P: 3	R: 0 E: 0 K: 0 S: 3	H: 0 LOB: 1 BB: 1 P: 7		

	1B: 3	SF: 0	WP: 0	PA: 39
	2B: 2	SAC: 0	PB: 0	
	3B: 1	DP: 0	SB: 0	
	HR: 2	HBP: 1	CS: 0	

livebaseballscorecards.com

PITCHER		IP	WLS	BF	H	R	ER	SO	BB	IBB	HBP	BLK	WP	HR	S	P	ERA	WHIP
John Tudor, L ERA: 2.25	(1, 1)	3.0	L	17	6	6	3	3	0	0	1	0	0	2	22	23	9.00	2.000
Ken Dayley, L ERA: 1.5	(4, 1)	2.0		9	2	1	1	1	0	1	0	0	0	0	10	14	4.50	1.000
Ricky Horton, L ERA:	(6, 1)	2.0		6	0	0	0	3	1	0	0	0	0	0	11	15	0.00	0.500
Jeff Lahti, R ERA:	(8, 1)	2.0		7	0	0	0	0	1	0	0	0	0	0	6	10	0.00	0.500

PITCHER		IP	WLS	BF	H	R	ER	SO	BB	IBB	HBP	BLK	WP	HR	S	P	ERA	WHIP

New York Mets @ St. Louis Cardinals

Busch Stadium, St. Louis, MO

Mon Apr 22 1985, 6:05 PM CST

Att. 16,324 - Unknown

livebaseballscorecards.com

BOTTOM

Batter	1	2	3	4	5	6	7	8	9	AB	R	H	RBI	BB	SO	LOB
Vince Coleman, S (1, 8) OBP: 0.478, SLG: 0.550	3-1		FC6-4 1-2f 2-3 3B		F6		E8 F7 1-H 3-H 1B		FC4-6 1B 1-2f 2-H	5	1	1	2	0	0	3
Lonnie Smith, R (1, 7) OBP: 0.370, SLG: 0.385	G3		1B 1-H 3-H 3B		HBP		K		1B 1-2	3	1	1	2	0	1	1
Jeff Lahti, R (8, 1)										0	0	0	0	0	0	0
Brian Harper, R (9, PH) OBP: 0.556, SLG: 0.625										1	0	1	0	0	0	0
Tom Herr, S (1, 4) OBP: 0.453, SLG: 0.429	BB		1B 3-H		F7		F7 2-3		F9	4	0	1	1	1	0	4
Jack Clark, R (1, 3) OBP: 0.481, SLG: 0.575	6-3		F6			F8		4-3	F8	5	0	2	0	0	0	4
Andy Van Slyke, L (1, 9) OBP: 0.404, SLG: 0.342		K	4-3			F6		K		4	0	0	0	0	2	3
Terry Pendleton, S (1, 5) OBP: 0.269, SLG: 0.327	4-3	6-3				F8 2-3		4-3 2-3		4	0	0	0	0	0	2
Michael LaValliere, L (1, 2) OBP: 0.333, SLG: 0.150	F6	F5				L3		5-3		3	0	0	0	0	0	1
Tom Nieto, R (8, PH) OBP: 0.308, SLG: 0.250										1	0	0	0	0	0	1
(9, 2)																
Ozzie Smith, S (1, 6) OBP: 0.304, SLG: 0.381			FC6-4 1B 3B 1B	4-3			1B 1B BB		S 1B FC4-6 BB	2	3	1	0	2	0	0
John Tudor, L (1, 1)			FC6-4 1-2 1B		F5		1B E 1-3 1B		FC4-6 1-2 1B	0	0	0	0	0	0	0
Mike Jorgensen, L (3, PH) OBP: 0.250, SLG: 0.250										1	0	1	0	0	0	0
Ken Dayley, L (4, 1)										0	0	0	0	0	0	0
Steve Braun, L (5, PH) OBP: 0.200, SLG: 0.267										1	0	0	0	0	0	0
Ricky Horton, L (6, 1)										0	0	0	0	0	0	0
Willie McGee, S (7, PH) OBP: 0.333, SLG: 0.478										2	1	2	0	0	0	0
(8, 7)																
Ivan De Jesus, R (9, PR) OBP: 0.500, SLG: 0.500										0	0	0	0	0	0	0

Inning Stats	1	2	3	4	5	6	7	8	9
	R: 0 H: 0 E: 0 LOB: 1 K: 0 BB: 1 S: 3 P: 7	R: 0 H: 0 E: 0 LOB: 0 K: 1 BB: 0 S: 5 P: 5	R: 3 H: 4 E: 0 LOB: 1 K: 0 BB: 0 S: 7 P: 7	R: 0 H: 0 E: 0 LOB: 0 K: 0 BB: 0 S: 3 P: 3	R: 0 H: 0 E: 0 LOB: 1 K: 0 BB: 0 S: 3 P: 4	R: 0 H: 1 E: 0 LOB: 1 K: 0 BB: 0 S: 4 P: 4	R: 2 H: 2 E: 1 LOB: 0 K: 1 BB: 1 S: 6 P: 10	R: 0 H: 1 E: 0 LOB: 1 K: 1 BB: 0 S: 6 P: 6	R: 1 H: 2 E: 0 LOB: 2 K: 0 BB: 1 S: 5 P: 9

1B: 7	SF: 0
2B: 2	SAC: 0
3B: 1	DP: 0
HR: 0	HBP: 1

WP: 0	PA: 40
PB: 0	
SB: 1	
CS: 0	

AB	36
R	6
H	10
RBI	5
BB	3
SO	3
LOB	19

PITCHER		IP	WLS	BF	H	R	ER	SO	BB	IBB	HBP	BLK	WP	HR	S	P	ERA	WHIP
Calvin Schiraldi, R ERA: 6.0	(1, 1)	6.0	W	27	6	5	4	1	2	0	1	0	0	0	26	35	6.00	1.333
Roger McDowell, R ERA:	(7, 1)	1.0		4	2	0	0	1	0	0	0	0	0	0	6	6	0.00	2.000
Jesse Orosco, L ERA: 1.0	(8, 1)	2.0	S	9	2	1	1	1	1	0	0	0	0	0	10	14	4.50	1.500

PITCHER	IP	WLS	BF	H	R	ER	SO	BB	IBB	HBP	BLK	WP	HR	S	P	ERA	WHIP

Batter	1	2	3	4	5	6	7	8	9	AB	R	H	RBI	BB	SO	LOB
Wally Backman, S (1, 4) OBP: 0.333, SLG: 0.412	6-3	6-3			4-3			G6-4-3 1-2 1B		4	0	1	0	0	0	2
Mookie Wilson, S (1, 8) OBP: 0.333, SLG: 0.446	K		F8			K		G6-4-3 1-2f 2-3		4	0	0	0	0	2	2
Keith Hernandez, L (1, 3) OBP: 0.356, SLG: 0.333	F9		4-3			4-3		F7		4	0	0	0	0	0	1
Gary Carter, R (1, 2) OBP: 0.386, SLG: 0.532		5-3	L5			5-3			FC4-6 1B	4	0	1	0	0	0	0
Darryl Strawberry, L (1, 9) OBP: 0.280, SLG: 0.532		WP 1B 2B		F7			FC4-6 1B		FC4-6 2B 1-2f SF8	4	2	2	0	0	0	1
George Foster, R (1, 7) OBP: 0.326, SLG: 0.537		K BB 1B 2-3		1-3			FC4-6 1B 1-2f		1-3 2B	4	1	1	0	0	1	2
Howard Johnson, S (1, 5) OBP: 0.282, SLG: 0.182 Ray Knight, R (9, PH) OBP: 0.444, SLG: 0.333		SH1-4 1B 1-2 BB		F9			G6-4-3 1-2 1B		SF8 3-H	2 0	0 0	1 0	0 1	1 0	0 0	0 0
Rafael Santana, R (1, 6) OBP: 0.275, SLG: 0.351 Doug Sisk, R (7, 1) John Christensen, R (9, PH)		SH1-4 1-2 2-H 3-H 1B			G4-6-3 1B		G6-4-3 1-2f		K	3 0 1	0 0 0	2 0 0	2 0 0	0 0 1	0 0 1	2 0 1
Bruce Berenyi, R (1, 1) OBP: 0.250, SLG: 0.500 Tom Gorman, L (3, 1) Danny Heep, L (5, PH) OBP: 0.300, SLG: 0.333 Ed Lynch, R (5, 1) OBP: 0.333, SLG: 0.333 Ron Gardenhire, R (7, 6) OBP: 0.313, SLG: 0.267		SH1-4 1-2 2-3			G4-6-3 1-2f			G6-4-3 1B		0 0 1 0 1	0 0 0 0 0	0 0 0 0 0	0 0 0 0 0	0 0 0 0 0	0 0 0 0 0	0 0 1 0 0
Inning Stats	R: 0 E: 0 K: 1 S: 5 H: 0 LOB: 0 BB: 0 P: 5	R: 2 E: 0 K: 1 S: 8 H: 2 LOB: 2 BB: 1 P: 12	R: 0 E: 0 K: 0 S: 3 H: 0 LOB: 0 BB: 0 P: 3	R: 0 E: 0 K: 0 S: 3 H: 0 LOB: 0 BB: 0 P: 3	R: 0 E: 0 K: 0 S: 3 H: 1 LOB: 0 BB: 0 P: 3	R: 0 E: 0 K: 1 S: 5 H: 0 LOB: 0 BB: 0 P: 5	R: 0 E: 0 K: 0 S: 4 H: 2 LOB: 1 BB: 0 P: 4	R: 0 E: 0 K: 0 S: 4 H: 2 LOB: 1 BB: 0 P: 4	R: 1 E: 0 K: 1 S: 7 H: 2 LOB: 1 BB: 0 P: 7	1B: 7 2B: 2 3B: 0 HR: 0 SF: 1 SAC: 1 DP: 3 HBP: 0						

PITCHER		IP	WLS	BF	H	R	ER	SO	BB	IBB	HBP	BLK	WP	HR	S	P	ERA	WHIP
Kurt Kepshire, R ERA: 8.78	(1, 1)	7.0	W	28	7	2	2	3	1	0	0	0	1	0	33	37	2.57	1.143
Ricky Horton, L ERA: 1.13	(8, 1)	2.0		7	2	1	1	1	0	0	0	0	0	0	9	9	4.50	1.000

PITCHER	IP	WLS	BF	H	R	ER	SO	BB	IBB	HBP	BLK	WP	HR	S	P	ERA	WHIP

TOP

New York Mets @ St. Louis Cardinals

Busch Stadium, St. Louis, MO

Tue Apr 23 1985, 6:05 PM CST

Att. 13,028 - Unknown

livebaseballscorecards.com

AB	32
R	3
H	9
RBI	3
BB	1
SO	4
LOB	12

BOTTOM

New York Mets @ St. Louis Cardinals

Busch Stadium, St. Louis, MO

Tue Apr 23 1985, 6:05 PM CST

Att. 13,028 - Unknown

livebaseballscorecards.com

Batter	1	2	3	4	5	6	7	8	9	AB	R	H	RBI	BB	SO	LOB
Vince Coleman, S (1, 8) OBP: 0.429, SLG: 0.480	E4	K		BLK		K		4-3		5	1	1	1	0	2	1
Lonnie Smith, R (1, 7) OBP: 0.400, SLG: 0.405 Mike Jorgensen, L (8, PH) OBP: 0.400, SLG: 0.250 (9, 3)	S 1B		1B S FC5-4 BB	5-3			BB S FC3-2 1B	E BB		3 0	2 0	2 0	1 0	1 1	0 0	1 0
Tom Herr, S (1, 4) OBP: 0.483, SLG: 0.444	G6-4-3		FC5-4		S E BB		FC3-2 1B BB	E6		3	2	2	1	2	0	1
Jack Clark, R (1, 3) OBP: 0.439, SLG: 0.511 (9, 9)	G6-4-3		FC5-4	F7			K	F7		5	0	0	1	0	1	7
Andy Van Slyke, L (1, 9) OBP: 0.431, SLG: 0.439 (9, 7)	2B	K		E6 3B			FC3-2 1B BB			3	2	2	1	1	1	1
Terry Pendleton, S (1, 5) OBP: 0.250, SLG: 0.302	K		F7	F7			FC3-2 1B			4	0	0	0	0	1	5
Michael LaValliere, L (1, 2) OBP: 0.323, SLG: 0.167		F8		K	4-3					4	0	1	2	0	1	0
Ozzie Smith, S (1, 6) OBP: 0.320, SLG: 0.364		S BB		BLK 1B BB		5-3	F8			2	1	0	0	2	0	2
Kurt Kepshire, L (1, 1) OBP: 0.250, SLG: 0.250 Ricky Horton, L (8, 1)		K		K		6-3		K		3 1	0 0	0 0	0 0	0 0	2 1	2 0
Inning Stats	R: 2 E: 1 K: 1 S: 8 H: 3 LOB: 1 BB: 0 P: 8	R: 0 E: 0 K: 2 S: 7 H: 0 LOB: 1 BB: 1 P: 11	R: 1 E: 0 K: 1 S: 6 H: 1 LOB: 1 BB: 1 P: 10	R: 1 E: 0 K: 2 S: 8 H: 1 LOB: 1 BB: 1 P: 12	R: 2 E: 1 K: 0 S: 4 H: 1 LOB: 0 BB: 1 P: 8	R: 0 E: 0 K: 1 S: 5 H: 0 LOB: 0 BB: 0 P: 5	R: 2 E: 0 K: 1 S: 7 H: 2 LOB: 2 BB: 2 P: 15	R: 0 E: 1 K: 1 S: 6 H: 0 LOB: 2 BB: 1 P: 10		1B: 6 2B: 1 3B: 1 HR: 0 SF: 0 SAC: 0 DP: 1 HBP: 0						

	AB	33
	R	8
	H	8
	RBI	7
	BB	7
	SO	9
	LOB	20

WP: 0 PB: 0 SB: 5 CS: 0 PA: 40

PITCHER		IP	WLS	BF	H	R	ER	SO	BB	IBB	HBP	BLK	WP	HR	S	P	ERA	WHIP
Bruce Berenyi, R ERA: 2.63	(1, 1)	2.0		10	3	2	1	3	1	0	0	0	0	0	15	19	4.50	2.000
Tom Gorman, L ERA: 6.75	(3, 1)	2.0	L	10	2	2	2	3	2	0	0	2	0	0	14	22	9.00	2.000
Ed Lynch, R ERA: 5.93	(5, 1)	2.0		8	1	2	2	1	1	0	0	0	0	0	9	13	9.00	1.000
Doug Sisk, R ERA: 5.52	(7, 1)	2.0		12	2	2	2	2	3	0	0	0	0	0	13	25	9.00	2.500

PITCHER		IP	WLS	BF	H	R	ER	SO	BB	IBB	HBP	BLK	WP	HR	S	P	ERA	WHIP

Batter	1	2	3	4	5	6	7	8	9	AB	R	H	RBI	BB	SO	LOB
Wally Backman, S (1, 4) OBP: 0.300, SLG: 0.368	F7		3-1			F5		4-3		4	0	0	0	0	0	2
Mookie Wilson, S (1, 8) OBP: 0.313, SLG: 0.417	4-3			4-3			F5		6-3	4	0	0	0	0	0	0
Keith Hernandez, L (1, 3) OBP: 0.349, SLG: 0.345	1-3			G3			6-3		2B	4	1	1	0	0	0	0
Darryl Strawberry, L (1, 9) OBP: 0.278, SLG: 0.510		K		K			1B		F7	4	0	1	0	0	2	1
Danny Heep, L (1, 7) OBP: 0.357, SLG: 0.462		F6			K		1-3 1B		2-H 2B	4	0	2	1	0	1	0
Howard Johnson, S (1, 5) OBP: 0.256, SLG: 0.162		F9			F2		4-3		F9	4	0	0	0	0	0	3
Clint Hurdle, L (1, 2) OBP: 0.250, SLG: 0.500			4-3 2B		F8			F3		3	0	1	0	0	0	0
Rafael Santana, R (1, 6) OBP: 0.279, SLG: 0.333			4-3 2-3			F7		B B B B 4-0 F3 BB		2	0	0	0	1	0	1
Dwight Gooden, R (1, 1) OBP: 0.182, SLG: 0.182			1-3			1-3		F3 1-2		2	0	0	0	0	0	1
Rusty Staub, L (8, PH) OBP: 0.333, SLG: 0.400										1	0	0	0	0	0	1
Roger McDowell, R (8, 1)										0	0	0	0	0	0	0
Inning Stats	R: 0 E: 0 K: 0 S: 3 H: 0 LOB: 0 BB: 0 P: 3	R: 0 E: 0 K: 1 S: 5 H: 0 LOB: 0 BB: 0 P: 5	R: 0 E: 0 K: 0 S: 4 H: 1 LOB: 1 BB: 0 P: 4	R: 0 E: 0 K: 1 S: 5 H: 0 LOB: 0 BB: 0 P: 5	R: 0 E: 0 K: 1 S: 5 H: 0 LOB: 0 BB: 0 P: 5	R: 0 E: 0 K: 0 S: 3 H: 0 LOB: 0 BB: 0 P: 3	R: 0 E: 0 K: 0 S: 5 H: 2 LOB: 2 BB: 0 P: 5	R: 0 E: 0 K: 0 S: 3 H: 0 LOB: 1 BB: 1 P: 7	R: 1 E: 0 K: 0 S: 5 H: 2 LOB: 1 BB: 0 P: 5	1B: 2 2B: 3 3B: 0 HR: 0 SF: 0 SAC: 0 DP: 0 HBP: 0						

PITCHER	IP	WLS	BF	H	R	ER	SO	BB	IBB	HBP	BLK	WP	HR	S	P	ERA	WHIP
Joaquin Andujar, R (1, 1) ERA: 3.1	9.0	W	33	5	1	1	3	1	0	0	0	0	0	38	42	1.00	0.667

PITCHER	IP	WLS	BF	H	R	ER	SO	BB	IBB	HBP	BLK	WP	HR	S	P	ERA	WHIP

TOP

New York Mets @ St. Louis Cardinals

Busch Stadium, St. Louis, MO

Wed Apr 24 1985, 3:33 AM CST

Att. 29,282 - Unknown

livebaseballscorecards.com

AB	32
R	1
H	5
RBI	1
BB	1
SO	3
LOB	9

WP: 0 PB: 0 SB: 0 CS: 0 PA: 33

Batter	1	2	3	4	5	6	7	8	9	AB	R	H	RBI	BB	SO	LOB
Vince Coleman, S (1, 8) OBP: 0.406, SLG: 0.448	F4		F3			1-3		S F3 1B 1B		4	1	1	0	0	0	0
Lonnie Smith, R (1, 7) OBP: 0.407, SLG: 0.400 Mike Jorgensen, L (9, 3) OBP: 0.400, SLG: 0.250	5-3			BBB 4-0 F3 S BB		PO 1B		F3 1-2		3 0	0 0	1 0	0 0	1 0	0 0	1 0
Tom Herr, S (1, 4) OBP: 0.484, SLG: 0.438	G1-4-3			F3 1-3		PO 1-2	BBBB 4-0 1B 1B BB	2B 2-H 1B		3	2	1	1	1	0	1
Jack Clark, R (1, 3) (9, 9) OBP: 0.443, SLG: 0.531		1-3		SSS 0-3 K			SH5-4 1B 1-3 SF8 1B	1B 1-H 2B		4	2	2	1	0	1	1
Andy Van Slyke, L (1, 9) (9, 7) OBP: 0.436, SLG: 0.444		S 1B		F4			SH5-4 1-2 3-H 1B	SSS K		4	0	2	1	0	1	2
Terry Pendleton, S (1, 5) OBP: 0.254, SLG: 0.304		F7 1-2			1-3		SH5-4 1-2 2-3	BLK 2-H 1B		3	0	1	1	0	0	1
Michael LaValliere, L (1, 2) OBP: 0.314, SLG: 0.154		F9			F8		SF8 3-H	BBB 4-0 1-2 BB		2	0	0	1	1	0	1
Ozzie Smith, S (1, 6) OBP: 0.315, SLG: 0.340			F8		4-3		IIII IBB	3-1		3	0	0	0	1	0	2
Joaquin Andujar, S (1, 1) OBP: 0.273, SLG: 0.364			SSS 0-3 K			SSS K	F5			3	0	0	0	0	2	2
Inning Stats	R: 0 H: 0 E: 0 LOB: 0 K: 0 BB: 0 S: 3 P: 3	R: 0 H: 1 E: 0 LOB: 1 K: 0 BB: 0 S: 4 P: 4	R: 0 H: 0 E: 0 LOB: 0 K: 1 BB: 0 S: 5 P: 5	R: 0 H: 0 E: 0 LOB: 1 K: 1 BB: 1 S: 5 P: 9	R: 0 H: 0 E: 0 LOB: 0 K: 0 BB: 0 S: 3 P: 3	R: 0 H: 1 E: 0 LOB: 0 K: 1 BB: 0 S: 5 P: 5	R: 2 H: 2 E: 0 LOB: 2 K: 0 BB: 2 S: 5 P: 13	R: 3 H: 4 E: 0 LOB: 2 K: 1 BB: 1 S: 9 P: 13		1B: 7 SF: 1 2B: 1 SAC: 1 3B: 0 DP: 0 HR: 0 HBP: 0						

PITCHER		IP	WLS	BF	H	R	ER	SO	BB	IBB	HBP	BLK	WP	HR	S	P	ERA	WHIP
Dwight Gooden, R ERA: 1.5	(1, 1)	7.0	L	27	4	2	2	3	2	1	0	0	0	0	30	42	2.57	0.857
Roger McDowell, R ERA: 3.86	(8, 1)	1.0		8	4	3	3	1	1	0	0	1	0	0	9	13	27.00	5.000

PITCHER	IP	WLS	BF	H	R	ER	SO	BB	IBB	HBP	BLK	WP	HR	S	P	ERA	WHIP

BOTTOM

New York Mets @ St. Louis Cardinals

Busch Stadium, St. Louis, MO

Wed Apr 24 1985, 3:33 AM CST

Att. 29,282 - Unknown

livebaseballscorecards.com

AB	29
R	5
H	8
RBI	5
BB	4
SO	4
LOB	11

Batter	1	2	3	4	5	6	7	8	9	AB	R	H	RBI	BB	SO	LOB
Joe Orsulak, L (1, 8) OBP: 0.500, SLG: 0.630	B B B B 4-0 6-3 BB		x 0-0 ① F9		x 0-0 2B		x 0-0 ③ F5			3	0	1	0	1	0	1
Johnny Ray, S (1, 4) OBP: 0.279, SLG: 0.328	x 0-0 ① 6-3 1-2		x 0-0 ② F2		x 0-0 ③ 4-3			x 0-0 ① 6-3		4	0	0	0	0	0	2
Steve Kemp, L (1, 7) OBP: 0.133, SLG: 0.133	S S S 0-3 ② K		S S S 0-3 ③ K			S S S 0-3 ① K		x 0-0 ② F8		4	0	0	0	0	3	1
Jason Thompson, L (1, 3) OBP: 0.323, SLG: 0.333	S S S 0-3 ③ K			x 0-0 2B		x 0-0 FC5-4 1B		S S S 0-3 ③ K		4	0	2	0	0	2	1
George Hendrick, R (1, 9) OBP: 0.293, SLG: 0.240		x 0-0 ① F7		x 0-0 ① 1-3		x 0-0 ② F3			x 0-0 ① F9	4	0	0	0	0	0	2
Tony Peña, R (1, 2) OBP: 0.321, SLG: 0.320		B B B B 4-0 1B BB		S S S 0-3 ② K		x 0-0 ③ FC5-4 1-2f			x 0-0 ② F4	3	0	0	0	1	1	2
Jim Morrison, R (1, 5) OBP: 0.429, SLG: 0.421		x 0-0 1-2 1B		S S S 0-3 ③ K			S S S 0-3 ① K		x 0-0 2B	4	0	2	0	0	2	1
Bill Almon, R (1, 6) OBP: 0.346, SLG: 0.333		x 0-0 ② F8			x 0-0 ① F7		S S S 0-3 ② K		x 0-0 ③ 6-3	4	0	0	0	0	1	3
Jose DeLeon, R (1, 1) OBP: 0.375, SLG: 0.167 Al Holland, R (6, 1) Lee Mazzilli, S (7, PH) OBP: 0.556, SLG: 0.400 Cecilio Guante, R (7, 1)		S S S 0-3 ③ K			S S S 0-3 ② K		B B B B 4-0 BB			2	0	0	0	0	2	2
										0	0	0	0	0	0	0
										0	0	0	0	1	0	0
										0	0	0	0	0	0	0
Inning Stats	R: 0 E: 0 K: 2 S: 7 H: 0 LOB: 1 BB: 1 P: 11	R: 0 E: 0 K: 1 S: 6 H: 1 LOB: 2 BB: 1 P: 10	R: 0 E: 0 K: 1 S: 5 H: 0 LOB: 0 BB: 0 P: 5	R: 0 E: 0 K: 2 S: 8 H: 1 LOB: 1 BB: 0 P: 8	R: 0 E: 0 K: 1 S: 6 H: 1 LOB: 1 BB: 0 P: 6	R: 0 E: 0 K: 1 S: 6 H: 1 LOB: 1 BB: 0 P: 6	R: 0 E: 0 K: 2 S: 7 H: 0 LOB: 1 BB: 1 P: 11	R: 0 E: 0 K: 1 S: 5 H: 0 LOB: 0 BB: 0 P: 5	R: 0 E: 0 K: 0 S: 4 H: 1 LOB: 1 BB: 0 P: 4	1B: 2 2B: 3 3B: 0 HR: 0 SF: 0 SAC: 0 DP: 0 HBP: 0						

TOP

Pittsburgh Pirates @ New York Mets

Shea Stadium, Flushing, NY

Fri Apr 26 1985, 6:05 PM EST

Att. 31,846 - Unknown

livebaseballscorecards.com

AB	32
R	0
H	5
RBI	0
BB	3
SO	11
LOB	15

WP: 0 PB: 0 SB: 0 CS: 0 PA: 35

PITCHER	IP	WLS	BF	H	R	ER	SO	BB	IBB	HBP	BLK	WP	HR	S	P	ERA	WHIP
Ron Darling, R (1, 1) ERA: 2.25	9.0	W	35	5	0	0	11	3	0	0	0	0	0	54	66	0.00	0.889

PITCHER	IP	WLS	BF	H	R	ER	SO	BB	IBB	HBP	BLK	WP	HR	S	P	ERA	WHIP

Batter	1	2	3	4	5	6	7	8	9	AB	R	H	RBI	BB	SO	LOB
Wally Backman, S (1, 4) OBP: 0.378, SLG: 0.465	WP S 1B 1B	1-2 3-H 1B		2-H 1B		SF9 BB 1-2 1B		PB 2-H 2B		5	1	5	3	0	0	0
Howard Johnson, S (1, 5) OBP: 0.271, SLG: 0.171	BB 1-H 1B	K ②		4-3 ③		SF9 1-2 2-3 BB		K ①		4	0	1	1	1	2	4
Keith Hernandez, L (1, 3) OBP: 0.338, SLG: 0.328	BB 1-2 BB	F5 ③			K ①	SF9 ② 1-2 2-3 3-H		6-3 ②		3	0	0	1	1	1	3
Gary Carter, R (1, 2) OBP: 0.371, SLG: 0.490	K ①	K ①			1-3 ②	IBB		F9 ③ 2-3		4	0	0	0	1	2	3
Darryl Strawberry, L (1, 8) OBP: 0.276, SLG: 0.545	K ②	F8 ②			HR	F3 ③				4	1	1	1	0	1	5
Danny Heep, L (1, 7) OBP: 0.333, SLG: 0.375	F8 ③	F8 ③			BB		K ①			3	0	0	0	1	1	2
John Christensen, R (1, 9)		1B 1B BB		5-3 1B BB	K ③		K ②			2	2	0	0	2	2	1
Rafael Santana, R (1, 6) OBP: 0.298, SLG: 0.333		1B 1-3 1B		5-3 ① 1-2		FC1-5 WP BB	K ③			3	0	1	0	1	1	1
Ron Darling, R (1, 1) OBP: 0.182, SLG: 0.273		K ①		5-3 ②		FC1-5 ① BB 1B 1-3 SF9		2B 2B		4	2	1	0	0	1	4
Inning Stats	R: 1 E: 0 K: 2 S: 9 H: 2 LOB: 2 BB: 1 P: 13	R: 1 E: 0 K: 2 S: 9 H: 2 LOB: 2 BB: 1 P: 13	R: 0 E: 0 K: 1 S: 5 H: 0 LOB: 0 BB: 0 P: 5	R: 1 E: 0 K: 0 S: 4 H: 1 LOB: 1 BB: 1 P: 8	R: 1 E: 0 K: 2 S: 8 H: 1 LOB: 1 BB: 1 P: 12	R: 1 E: 0 K: 0 S: 4 H: 1 LOB: 3 BB: 3 P: 16	R: 0 E: 0 K: 3 S: 9 H: 0 LOB: 0 BB: 0 P: 9	R: 1 E: 0 K: 1 S: 7 H: 2 LOB: 1 BB: 0 P: 7		1B: 6 2B: 2 3B: 0 HR: 1	SF: 1 SAC: 0 DP: 0 HBP: 0			WP: 2 PB: 1 SB: 1 CS: 0	PA: 40		

BOTTOM

Pittsburgh Pirates @ New York Mets

Shea Stadium, Flushing, NY

Fri Apr 26 1985, 6:05 PM EST

Att. 31,846 - Unknown

livebaseballscorecards.com

AB	32
R	6
H	9
RBI	6
BB	7
SO	11
LOB	23

PITCHER		IP	WLS	BF	H	R	ER	SO	BB	IBB	HBP	BLK	WP	HR	S	P	ERA	WHIP
Jose DeLeon, R ERA: 4.67	(1, 1)	5.1	L	29	7	5	5	7	6	0	0	0	2	1	37	61	8.44	2.438
Al Holland, L ERA: 2.57	(6, 1)	0.2		3	0	0	0	0	0	1	0	0	0	0	2	6	0.00	0.000
Cecilio Guante, R ERA: 3.86	(7, 1)	2.0		8	2	1	1	4	0	0	0	0	0	0	16	16	4.50	1.000

PITCHER	IP	WLS	BF	H	R	ER	SO	BB	IBB	HBP	BLK	WP	HR	S	P	ERA	WHIP

Pittsburgh Pirates @ New York Mets

Shea Stadium, Flushing, NY

Sat Apr 27 1985, 3:33 AM EST

Att. 24,786 - Unknown

TOP

livebaseballscorecards.com

Batter	1	2	3	4	5	6	7	8	9	AB	R	H	RBI	BB	SO	LOB
Joe Orsulak, L (1, 8) OBP: 0.485, SLG: 0.633	0-0 2B		0-0 F8 ③			0-0 F8 ②		0-0 1B 2-3 3-H 1B		3	0	1	0	0	0	0
Sixto Lezcano, R (8, PH) OBP: 0.348, SLG: 0.294 (8, 7)										1	0	1	1	0	0	0
Tony Peña, R (1, 2) OBP: 0.317, SLG: 0.315	0-0 F9 ①			0-0 4-3 ①		0-0 F9 ③		0-0 1-2 3-H 1B		4	0	1	1	0	0	1
Johnny Ray, S (1, 4) OBP: 0.262, SLG: 0.306	0-0 F9 ②			0-0 F6 ②			0-0 F8 ①	0-0 F4 ①		4	0	0	0	0	0	3
Jason Thompson, L (1, 3) OBP: 0.318, SLG: 0.328	0-0 F4 ③			0-0 1B			S S S 0-3 K ②	S S S 0-3 K ②		4	0	1	0	0	2	3
Steve Kemp, L (1, 7) OBP: 0.158, SLG: 0.263		0-0 F9 ①		0-0 G3 ③			0-0 3B	0-0 F8 ③		4	0	1	0	0	0	3
John Candelaria, L (8, 1)										0	0	0	0	0	0	0
Bill Madlock, R (1, 5) OBP: 0.185, SLG: 0.231		0-0 6-3 ②			0-0 F9 ①		0-0 F2 ③		0-0 4-3 1-3 1B	4	0	1	0	0	0	1
Doug Frobel, L (1, 9) OBP: 0.367, SLG: 0.407		0-0 G3 ③			0-0 5-3 ②			0-0 E 2B	0-0 1-3 ① 1-2	2	0	0	0	0	0	0
George Hendrick, R (8, PH) OBP: 0.300, SLG: 0.269 (8, 9)										2	1	1	0	0	0	1
Rafael Belliard, R (1, 6) OBP: 0.125, SLG: 0.125			0-0 F8 ①		0-0 F9 ③			B B B B 4-0 E 1B BB	0-0 4-3 ② 2-3	2	0	0	0	0	0	0
Jim Morrison, R (8, PH) OBP: 0.455, SLG: 0.421										0	1	0	0	1	0	0
Jerry Dybzinski, R (8, 6)										1	0	0	0	0	0	1
Larry McWilliams, L (1, 1)			S S S 0-3 K ②			S S S 0-3 K ①		0-0 E1 1B 1-3 2-H 1B	0-0 F9 ③	2	0	0	0	0	2	0
Bill Almon, R (8, PH) OBP: 0.321, SLG: 0.308 (8, 8)										2	1	0	0	0	0	2

	AB	35
	R	3
	H	7
	RBI	2
	BB	1
	SO	4
	LOB	15

Inning Stats	1	2	3	4	5	6	7	8	9	1B: 4	SF: 0	WP: 0	PA: 36
R:	0	0	0	0	0	0	0	3	0	2B: 2	SAC: 0	PB: 0	
E:	0	0	0	0	0	0	0	1	0	3B: 1	DP: 0	SB: 0	
K:	0	0	1	0	0	1	1	2	0	HR: 0	HBP: 0	CS: 0	
S:	4	3	5	4	3	5	6	9	4				
H:	1	0	0	1	0	0	1	3	1				
LOB:	1	0	0	1	0	0	1	2	1				
BB:	0	0	0	0	0	0	0	1	0				
P:	4	3	5	4	3	5	6	13	4				

PITCHER		IP	WLS	BF	H	R	ER	SO	BB	IBB	HBP	BLK	WP	HR	S	P	ERA	WHIP
Ed Lynch, R ERA: 3.92	(1, 1)	7.0		24	3	0	0	3	0	0	0	0	0	0	30	30	0.00	0.429
Jesse Orosco, L ERA: 2.7	(8, 1)	1.0	L	8	3	3	2	1	1	0	0	0	0	0	9	13	18.00	4.000
Doug Sisk, R ERA: 5.17	(9, 1)	1.0		4	1	0	0	0	0	0	0	0	0	0	4	4	0.00	1.000

PITCHER	IP	WLS	BF	H	R	ER	SO	BB	IBB	HBP	BLK	WP	HR	S	P	ERA	WHIP

BOTTOM

Pittsburgh Pirates @ New York Mets

Shea Stadium, Flushing, NY

Sat Apr 27 1985, 3:33 AM EST

Att. 24,786 - Unknown

Batter	1	2	3	4	5	6	7	8	9	AB	R	H	RBI	BB	SO	LOB
Kelvin Chapman, R (1, 4) OBP: 0.179, SLG: 0.148	F9		HBP		F8		5-3		6-3	4	0	0	0	0	0	0
Ray Knight, R (1, 5) OBP: 0.385, SLG: 0.300	F8		F8		5-3		1B			4	0	1	0	0	0	1
Keith Hernandez, L (1, 3) OBP: 0.375, SLG: 0.371	1B		CS 1-2	2B 1B	E8	1B	1-2 1B			4	1	4	0	0	0	0
Gary Carter, R (1, 2) OBP: 0.379, SLG: 0.500	F8			1-3 1B	IBB		1-3			3	1	1	0	1	0	3
Darryl Strawberry, L (1, 8) OBP: 0.274, SLG: 0.525		6-3 5-3 1B		5-3	F7			K		4	0	1	0	0	1	4
John Christensen, R (1, 9)		5-3 1-2		BBBB 1B BB		6-3		K		3	0	0	0	1	1	1
Danny Heep, L (1, 7) OBP: 0.318, SLG: 0.350		6-3 2-3		1-3 2-H 3-H 1B		F5		F8		4	0	1	2	0	0	1
Rafael Santana, R (1, 6) OBP: 0.280, SLG: 0.311 Mookie Wilson, S (9, PH) OBP: 0.308, SLG: 0.410		F8		F9		6-3			K	3 1	0 0	0 0	0 0	0 0	0 1	3 0
Ed Lynch, R (1, 1) OBP: 0.200, SLG: 0.200 Ron Gardenhire, R (7, PH) OBP: 0.294, SLG: 0.250 Jesse Orosco, R (8, 1) Doug Sisk, R (9, 1) George Foster, R (9, PH) OBP: 0.319, SLG: 0.524			F9	4-3			F4		6-3	2 1 0 0 1	0 0 0 0 0	0 0 0 0 0	0 0 0 0 0	0 0 0 0 0	0 0 0 0 0	2 0 0 0 0

Inning Stats	1	2	3	4	5	6	7	8	9
	R: 0 E: 0 K: 0 S: 4	R: 0 E: 0 K: 0 S: 4	R: 0 E: 0 K: 0 S: 2	R: 2 E: 0 K: 0 S: 6	R: 0 E: 1 K: 0 S: 4	R: 0 E: 0 K: 0 S: 3	R: 0 E: 0 K: 0 S: 5	R: 0 E: 0 K: 2 S: 7	R: 0 E: 0 K: 1 S: 5
	H: 1 LOB: 1 BB: 0 P: 4	H: 1 LOB: 1 BB: 0 P: 4	H: 0 LOB: 0 BB: 0 P: 3	H: 3 LOB: 2 BB: 1 P: 10	H: 1 LOB: 2 BB: 1 P: 8	H: 0 LOB: 0 BB: 0 P: 3	H: 2 LOB: 2 BB: 0 P: 5	H: 0 LOB: 0 BB: 0 P: 7	H: 0 LOB: 0 BB: 0 P: 5

1B: 7 SF: 0
2B: 1 SAC: 0
3B: 0 DP: 0
HR: 0 HBP: 1

WP: 0 PA: 38
PB: 0
SB: 0
CS: 1

	AB	34
	R	2
	H	8
	RBI	2
	BB	2
	SO	3
	LOB	15

livebaseballscorecards.com

PITCHER	IP	WLS	BF	H	R	ER	SO	BB	IBB	HBP	BLK	WP	HR	S	P	ERA	WHIP
Larry McWilliams, L (1, 1) ERA: 4.37	7.0	W	31	8	2	2	0	1	1	1	0	0	0	28	37	2.57	1.286
John Candelaria, L (8, 1) ERA: 1.69	2.0	S	6	0	0	0	3	0	0	0	0	0	0	12	12	0.00	0.000

PITCHER	IP	WLS	BF	H	R	ER	SO	BB	IBB	HBP	BLK	WP	HR	S	P	ERA	WHIP

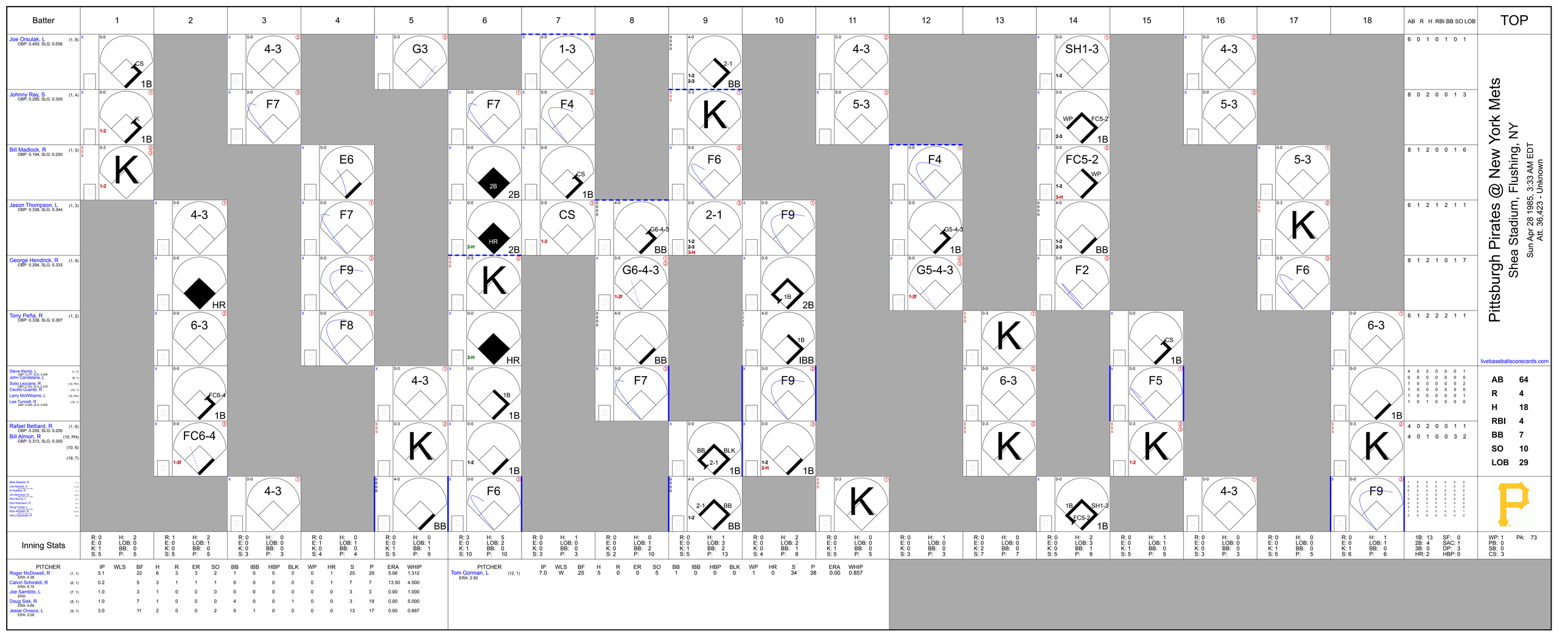
Batter
1
2
3
4
5
6
7
8
9
10
11
12
13
14
15
16
17
18
AB R H RBI BB SO LOB
TOP
Joe Orsulak, L (1, 8) OBP: 0.450, SLG: 0.556
Johnny Ray, S (1, 4) OBP: 0.260, SLG: 0.300
Bill Madlock, R (1, 5) OBP: 0.194, SLG: 0.250
Jason Thompson, L (1, 3) OBP: 0.338, SLG: 0.344
George Hendrick, R (1, 9) OBP: 0.294, SLG: 0.333
Tony Peña, R (1, 2) OBP: 0.338, SLG: 0.367
Steve Kemp, L (1, 7) OBP: 0.217, SLG: 0.304
John Candelaria, L (8, 1)
Sixto Lezcano, R (10, PH) OBP: 0.333, SLG: 0.278
Cecilio Guante, R (10, 1)
Larry McWilliams, L (10, PH)
Lee Tunnell, R (10, 1) OBP: 0.250, SLG: 0.250
Rafael Belliard, R (1, 6) OBP: 0.250, SLG: 0.250
Bill Almon, R (10, PH) OBP: 0.313, SLG: 0.300
(10, 6)
(1B, 7)
Mike Bielecki, R
Lee Mazzilli, L
Al Holland, R
Jim Morrison, R
Rod Scurry, L
Don Robinson, R
Doug Drabek, R
Rick Rhoden, R
Jerry Dybzinski, R
Pittsburgh Pirates @ New York Mets
Shea Stadium, Flushing, NY
Sun Apr 28 1985, 3:33 AM EDT
Att. 36,423 - Unknown
livebaseballscorecards.com
AB 64
R 4
H 18
RBI 4
BB 7
SO 10
LOB 29
PA: 73
WP: 1
PB: 0
SB: 0
CS: 3
Inning Stats
PITCHER IP WLS BF H R ER SO BB IBB HBP BLK WP HR S P ERA WHIP
Roger McDowell, R (1, 1) ERA: 4.38 5.1 22 6 3 3 2 1 0 0 0 0 1 25 29 5.06 1.312
Calvin Schiraldi, R (6, 1) ERA: 6.75 0.2 5 3 1 1 1 0 0 0 0 0 1 7 7 13.50 4.500
Joe Sambito, L (7, 1) ERA: 1.0 3 1 0 0 0 0 0 0 0 0 0 3 3 0.00 1.000
Doug Sisk, R (8, 1) ERA: 4.86 1.0 7 1 0 0 0 4 0 0 1 0 0 3 19 0.00 5.000
Jesse Orosco, L (9, 1) ERA: 2.08 3.0 11 2 0 0 2 0 1 0 0 0 0 13 17 0.00 0.667
Tom Gorman, L (12, 1) ERA: 2.92 7.0 W 25 5 0 0 0 5 1 0 0 0 1 0 34 38 0.00 0.857

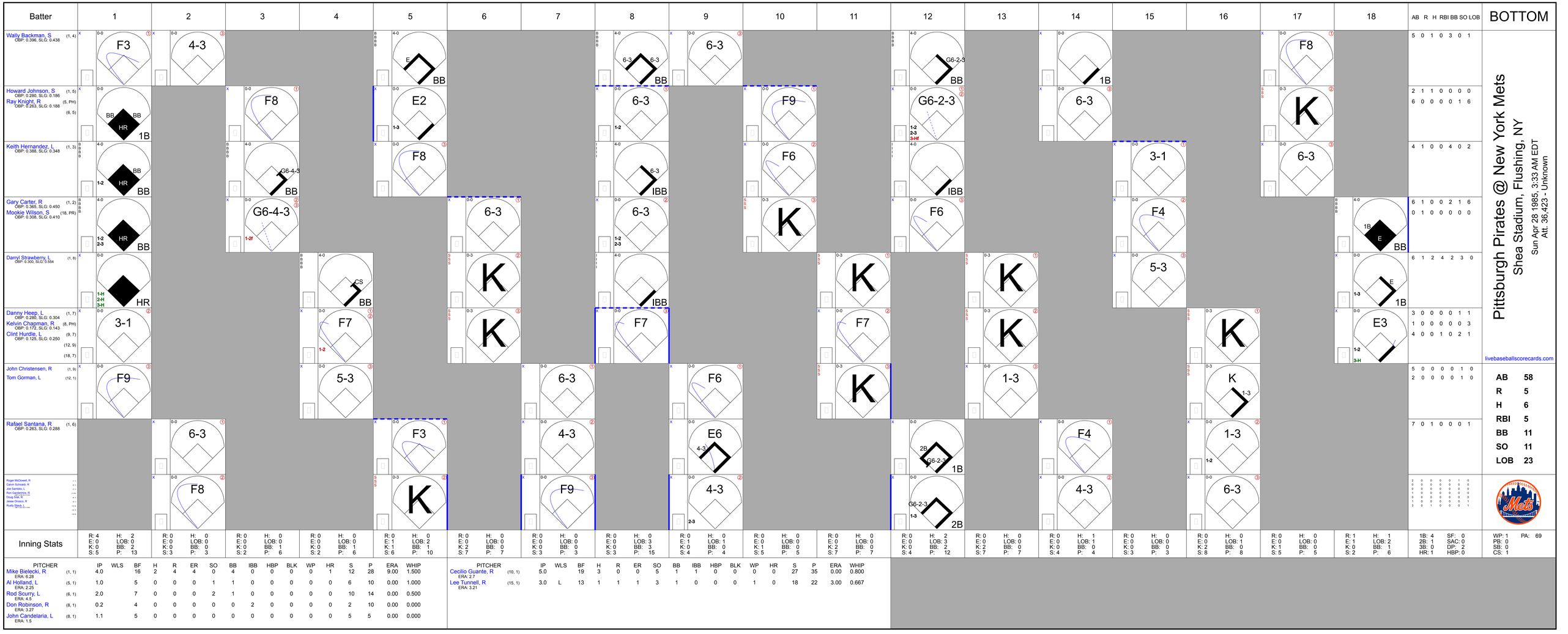
Batter
1
2
3
4
5
6
7
8
9
10
11
12
13
14
15
16
17
18
AB R H RBI BB SO LOB
BOTTOM
Wally Backman, S (1, 4) OBP: 0.396, SLG: 0.438
Howard Johnson, S (1, 5) OBP: 0.280, SLG: 0.186
Ray Knight, R (5, PH) OBP: 0.263, SLG: 0.188 (6, 5)
Keith Hernandez, L (1, 3) OBP: 0.388, SLG: 0.348
Gary Carter, R (1, 2) OBP: 0.365, SLG: 0.450
Mookie Wilson, S (18, PR) OBP: 0.308, SLG: 0.410
Darryl Strawberry, L (1, 8) OBP: 0.300, SLG: 0.554
Danny Heep, L (1, 7) OBP: 0.280, SLG: 0.304
Kelvin Chapman, R (8, PH) OBP: 0.172, SLG: 0.143
Clint Hurdle, L (9, 7) OBP: 0.125, SLG: 0.250 (12, 9) (18, 7)
John Christensen, R (1, 9)
Tom Gorman, L (12, 1)
Rafael Santana, R (1, 6) OBP: 0.263, SLG: 0.288
Roger McDowell, R
Calvin Schiraldi, R
Joe Sambito, L
Ron Gardenhire, R
Doug Sisk, R
Jesse Orosco, R
Rusty Staub, L
Pittsburgh Pirates @ New York Mets
Shea Stadium, Flushing, NY
Sun Apr 28 1985, 3:33 AM EDT
Att. 36,423 - Unknown
livebaseballscorecards.com
AB 58
R 5
H 6
RBI 5
BB 11
SO 11
LOB 23
Inning Stats
PA: 69
PITCHER IP WLS BF H R ER SO BB IBB HBP BLK WP HR S P ERA WHIP
Mike Bielecki, R (1, 1) ERA: 6.28 4.0 16 2 4 4 0 4 0 0 0 0 0 1 12 28 9.00 1.500
Al Holland, L (5, 1) ERA: 2.25 1.0 5 0 0 0 1 1 0 0 0 0 0 6 10 0.00 1.000
Rod Scurry, L (6, 1) ERA: 4.5 2.0 7 0 0 0 2 1 0 0 0 0 0 10 14 0.00 0.500
Don Robinson, R (8, 1) ERA: 3.27 0.2 4 0 0 0 0 0 2 0 0 0 0 2 10 0.00 0.000
John Candelaria, L (8, 1) ERA: 1.5 1.1 5 0 0 0 0 0 0 0 0 0 0 5 5 0.00 0.000
PITCHER IP WLS BF H R ER SO BB IBB HBP BLK WP HR S P ERA WHIP
Cecilio Guante, R (10, 1) ERA: 2.7 5.0 19 3 0 0 0 5 1 1 0 0 0 0 27 35 0.00 0.800
Lee Tunnell, R (15, 1) ERA: 3.21 3.0 L 13 1 1 1 3 1 0 0 0 1 0 18 22 3.00 0.667

Batter	1	2	3	4	5	6	7	8	9	AB	R	H	RBI	BB	SO	LOB
Bill Doran, S (1, 4) OBP: 0.346, SLG: 0.314	F6		FC3-6 CS 1-2f 2-3			K			BB	3	0	0	0	1	1	2
Kevin Bass, S (1, 9) OBP: 0.288, SLG: 0.388	K		CS 1-2	6-3			F8 1B		F8	4	0	1	0	0	1	1
Denny Walling, L (1, 3) OBP: 0.424, SLG: 0.527	HR			F9			F8 1-2			3	1	1	1	0	0	1
Jose Cruz, L (1, 7) OBP: 0.353, SLG: 0.383	6-3			K			K			3	0	0	0	0	2	0
Jerry Mumphrey, S (1, 8) OBP: 0.338, SLG: 0.352		G3-6-3 1B			K			5-3		3	0	1	0	0	1	0
Phil Garner, R (1, 5) OBP: 0.295, SLG: 0.375		K			K				G3-6-1 BB	2	0	0	0	1	2	1
Alan Ashby, S (1, 2) OBP: 0.313, SLG: 0.409		G3-6-3 1-2f			3-1			G3-6-1 1-2f		3	0	0	0	0	0	2
Craig Reynolds, L (1, 6) OBP: 0.350, SLG: 0.472			FC3-6 E 1B			F6			F2	3	0	1	0	0	0	0
Joe Niekro, R (1, 1) OBP: 0.273, SLG: 0.273			E1 FC3-6 1-2			6-3			K	2	0	0	0	0	0	1
Frank DiPino, L (7, 1)										0	0	0	0	0	0	0
Jeff Calhoun, L (8, 1)										0	0	0	0	0	0	0
Ty Gainey, L (9, PH)										1	0	0	0	0	1	0
Inning Stats	R: 1 E: 0 K: 1 S: 6 / H: 1 LOB: 0 BB: 0 P: 6	R: 0 E: 0 K: 1 S: 5 / H: 1 LOB: 0 BB: 0 P: 5	R: 0 E: 1 K: 0 S: 3 / H: 1 LOB: 0 BB: 0 P: 3	R: 0 E: 0 K: 1 S: 5 / H: 0 LOB: 0 BB: 0 P: 5	R: 0 E: 0 K: 2 S: 7 / H: 0 LOB: 0 BB: 0 P: 7	R: 0 E: 0 K: 1 S: 5 / H: 0 LOB: 0 BB: 0 P: 5	R: 0 E: 0 K: 1 S: 5 / H: 1 LOB: 0 BB: 0 P: 5	R: 0 E: 0 K: 0 S: 2 / H: 0 LOB: 0 BB: 1 P: 6	R: 0 E: 0 K: 1 S: 5 / H: 0 LOB: 1 BB: 1 P: 9	1B: 3 2B: 0 3B: 0 HR: 1	SF: 0 SAC: 0 DP: 2 HBP: 0					

PITCHER	IP	WLS	BF	H	R	ER	SO	BB	IBB	HBP	BLK	WP	HR	S	P	ERA	WHIP
Dwight Gooden, R (1, 1) ERA: 1.38	9.0	W	29	4	1	1	8	2	0	0	0	0	1	43	51	1.00	0.667

PITCHER	IP	WLS	BF	H	R	ER	SO	BB	IBB	HBP	BLK	WP	HR	S	P	ERA	WHIP

Houston Astros @ New York Mets

Shea Stadium, Flushing, NY

Tue Apr 30 1985, 7:05 PM EDT

Att. 31,558 - Unknown

TOP

livebaseballscorecards.com

AB	27
R	1
H	4
RBI	1
BB	2
SO	8
LOB	8

WP: 0 PB: 0 SB: 0 CS: 1 PA: 30

BOTTOM

Houston Astros @ New York Mets

Shea Stadium, Flushing, NY

Tue Apr 30 1985, 7:05 PM EDT

Att. 31,558 - Unknown

Batter	1	2	3	4	5	6	7	8	9	AB	R	H	RBI	BB	SO	LOB
Wally Backman, S (1, 4) OBP: 0.368, SLG: 0.404	G3		G3 1-2			4-3		5-3 1-2		4	0	0	0	0	0	2
Howard Johnson, S (1, 5) OBP: 0.264, SLG: 0.174	3-1		F2			F9		K		3	0	0	0	0	0	1
Ray Knight, R (8, PH) (9, 5) OBP: 0.250, SLG: 0.176										1	0	0	0	0	1	1
Keith Hernandez, L (1, 3) OBP: 0.405, SLG: 0.353	BB			F6			1B 1B 1B	1B 1B IBB		2	2	1	0	2	0	0
Gary Carter, R (1, 2) OBP: 0.355, SLG: 0.435	F9			K			1B 1B 1B 1-2	1B 1B 1B 1-3 2-H		2	0	0	0	0	1	1
Clint Hurdle, L (5, 2) OBP: 0.300, SLG: 0.400										2	1	2	1	0	0	0
Darryl Strawberry, L (1, 8) OBP: 0.297, SLG: 0.529		K		F7			F8	IBB		3	0	0	0	1	1	2
George Foster, R (1, 7) OBP: 0.340, SLG: 0.523		BB G6-4-3			K		1B 1-3 2-H	1B 1-2 2-3 3-H		2	0	1	1	1	1	0
Mookie Wilson, S (7, PR) OBP: 0.308, SLG: 0.410										0	0	0	0	0	0	0
John Christensen, R (8, 9) OBP: 0.190, SLG: 0.056										1	0	1	1	0	0	0
Danny Heep, L (1, 9) (8, 7) OBP: 0.310, SLG: 0.333		G6-4-3 1-2f			CS		G4-6-3 1-2 3-H	F7		4	0	2	1	0	0	4
Rafael Santana, R (1, 6) OBP: 0.250, SLG: 0.273			F8		K 1-2		G4-6-3 1-2f			3	0	0	0	0	1	3
Dwight Gooden, R (1, 1) OBP: 0.286, SLG: 0.167			BB G3			F2		BB 5-3 1B		1	1	0	0	2	0	0
Inning Stats	R: 0 E: 0 K: 0 S: 3 H: 0 LOB: 1 BB: 1 P: 7	R: 0 E: 0 K: 1 S: 4 H: 0 LOB: 0 BB: 1 P: 8	R: 0 E: 0 K: 0 S: 3 H: 0 LOB: 1 BB: 1 P: 7	R: 0 E: 0 K: 1 S: 5 H: 0 LOB: 0 BB: 0 P: 5	R: 0 E: 0 K: 2 S: 7 H: 1 LOB: 0 BB: 0 P: 7	R: 0 E: 0 K: 0 S: 3 H: 0 LOB: 0 BB: 0 P: 3	R: 2 E: 0 K: 0 S: 6 H: 4 LOB: 2 BB: 0 P: 6	R: 2 E: 0 K: 1 S: 7 H: 2 LOB: 3 BB: 3 P: 19		1B: 7 2B: 0 3B: 0 HR: 0	SF: 0 SAC: 0 DP: 2 HBP: 0						

livebaseballscorecards.com

AB	28
R	4
H	7
RBI	4
BB	6
SO	5
LOB	14

PITCHER		IP	WLS	BF	H	R	ER	SO	BB	IBB	HBP	BLK	WP	HR	S	P	ERA	WHIP	PITCHER	IP	WLS	BF	H	R	ER	SO	BB	IBB	HBP	BLK	WP	HR	S	P	ERA	WHIP
Joe Niekro, R ERA: 2.23	(1, 1)	6.1	L	24	4	2	2	4	3	0	0	0	0	0	29	41	2.84	1.105																	
Frank DiPino, L ERA: 4.63	(7, 1)	1.1		9	3	2	2	1	1	2	0	0	0	0	8	20	13.50	3.000																	
Jeff Calhoun, L ERA: 4.91	(8, 1)	0.1		1	0	0	0	0	0	0	0	0	0	0	1	1	0.00	0.000																	

Batter	1	2	3	4	5	6	7	8	9	AB	R	H	RBI	BB	SO	LOB
Bill Doran, S (1, 4) OBP: 0.349, SLG: 0.320	K		4-1		G3		1B 1-3 1B		1B 1-2 1B	5	1	2	0	0	1	0
Kevin Bass, S (1, 9) OBP: 0.298, SLG: 0.389	4-3		G1		F8		G6-4-3 1-2 3-H 1B		1B HR 1-3 2-H 1B	5	1	2	2	0	0	0
Denny Walling, L (1, 3) OBP: 0.422, SLG: 0.533	4-3			F8		F8 2B 2B	G6-4-3 1-2f		HR 1-2 3-H 1B	5	2	2	1	0	0	2
Jose Cruz, L (1, 7) OBP: 0.367, SLG: 0.430		1B E 1B		E 1B 1B		F8		4-3	HR 1-H 2-H	5	3	3	3	0	0	1
Jerry Mumphrey, S (1, 8) OBP: 0.341, SLG: 0.355		E9 1-H E6 1B		E7 1-3 1B 1B		F8 2-3		1-3	4-3	5	1	2	0	0	0	1
Phil Garner, R (1, 5) OBP: 0.303, SLG: 0.393		E6 3-H		K		3-H 2B		PB 1B	F3	5	0	2	1	0	1	3
Mark Bailey, S (1, 2) OBP: 0.286, SLG: 0.207		K		2-H 3-H 1B		K		4-3 1-2		4	0	1	2	0	2	3
Craig Reynolds, L (1, 6) OBP: 0.341, SLG: 0.450		F4		F6			1B 1B 1B		F9	4	1	1	0	0	0	2
Bob Knepper, L (1, 1)			K		F2					2	0	0	0	0	1	0
Bill Dawley, R (6, 1)							F3			1	0	0	0	0	0	1
Frank DiPino, L (8, 1) OBP: 0.333, SLG: 0.333									1B 1B 1B	1	1	1	0	0	0	0
Inning Stats	R: 0 E: 0 K: 1 S: 5 H: 0 LOB: 0 BB: 0 P: 5	R: 1 E: 2 K: 1 S: 7 H: 2 LOB: 1 BB: 0 P: 7	R: 0 E: 0 K: 1 S: 5 H: 0 LOB: 0 BB: 0 P: 5	R: 2 E: 1 K: 1 S: 8 H: 3 LOB: 1 BB: 0 P: 8	R: 0 E: 0 K: 0 S: 3 H: 0 LOB: 0 BB: 0 P: 3	R: 1 E: 0 K: 1 S: 7 H: 2 LOB: 1 BB: 0 P: 7	R: 1 E: 0 K: 0 S: 5 H: 3 LOB: 1 BB: 0 P: 5	R: 0 E: 0 K: 0 S: 4 H: 1 LOB: 1 BB: 0 P: 4	R: 5 E: 0 K: 0 S: 8 H: 5 LOB: 0 BB: 0 P: 8	1B: 13 2B: 2 3B: 0 HR: 1 SF: 0 SAC: 0 DP: 1 HBP: 0						

TOP

Houston Astros @ New York Mets

Shea Stadium, Flushing, NY

Wed May 01 1985, 7:05 PM EDT

Att. 17,973 - Unknown

livebaseballscorecards.com

AB	42
R	10
H	16
RBI	9
BB	0
SO	5
LOB	13

WP: 0 PB: 1 SB: 0 CS: 0 PA: 42

PITCHER		IP	WLS	BF	H	R	ER	SO	BB	IBB	HBP	BLK	WP	HR	S	P	ERA	WHIP
Ron Darling, R ERA: 2.62	(1, 1)	6.1	L	28	9	5	3	5	0	0	0	0	0	0	38	38	4.26	1.421
Joe Sambito, L ERA:	(7, 1)	0.2		2	1	0	0	0	0	0	0	0	0	0	2	2	0.00	1.500
Doug Sisk, R ERA: 6.75	(8, 1)	2.0		12	6	5	5	0	0	0	0	0	0	1	12	12	22.50	3.000

PITCHER	IP	WLS	BF	H	R	ER	SO	BB	IBB	HBP	BLK	WP	HR	S	P	ERA	WHIP

Houston Astros @ New York Mets

Shea Stadium, Flushing, NY

Wed May 01 1985, 7:05 PM EDT

Att. 17,973 - Unknown

BOTTOM

livebaseballscorecards.com

Batter	1	2	3	4	5	6	7	8	9	AB	R	H	RBI	BB	SO	LOB
Kelvin Chapman, R (1, 4) OBP: 0.182, SLG: 0.129	5-3		5-3		BBB 4-0 G3 BB		F6			3	0	0	0	1	0	1
Doug Sisk, R (8, 1)										0	0	0	0	0	0	0
Ron Gardenhire, R (1, 6) OBP: 0.263, SLG: 0.222	5-3			5-3	G3 1-2 2-3		F9			1	0	0	0	0	0	0
Rafael Santana, R (3, 6) OBP: 0.238, SLG: 0.259										3	0	0	0	0	0	2
Keith Hernandez, L (1, 3) OBP: 0.409, SLG: 0.361	F8			WP 1B	G3			G4-6-3 1B		4	0	2	0	0	0	2
Darryl Strawberry, L (1, 8) OBP: 0.295, SLG: 0.514		4-3		SSS K		1B SF9 1B		F5		4	1	1	0	0	1	2
George Foster, R (1, 7) OBP: 0.340, SLG: 0.511		F5		F6 1-2		S 1-3 1B		G4-6-3 1-2f		3	0	1	0	0	0	1
Mookie Wilson, S (6, PR) OBP: 0.308, SLG: 0.410										0	0	0	0	0	0	0
Clint Hurdle, L (7, 2) OBP: 0.273, SLG: 0.364										1	0	0	0	0	0	1
Ray Knight, R (1, 5) OBP: 0.250, SLG: 0.200		4-3			3B 1B	SF9 3-H			5-3	3	1	1	1	0	0	0
John Christensen, R (1, 9) OBP: 0.261, SLG: 0.300			2B		1-H 1B 3B	SSS K 1-2			DI 1B	2	1	2	1	0	0	0
Danny Heep, L (6, PH) OBP: 0.323, SLG: 0.345										2	0	1	0	0	1	1
(7, 9)																
Ronn Reynolds, R (1, 2) OBP: 0.500, SLG: 0.500			SSS K		G3 SH1-4 3-H 1B	4-3			F4 1-2	2	0	1	1	0	1	1
Howard Johnson, S (6, PH) OBP: 0.255, SLG: 0.167										2	0	0	0	0	0	3
(7, 7)																
Ron Darling, R (1, 1) OBP: 0.167, SLG: 0.250			SSS K		SH1-4 1-2		G3		SSS K	1	0	0	0	0	1	1
Joe Sambito, L (7, 1)										0	0	0	0	0	0	0
Wally Backman, S (7, PH) OBP: 0.356, SLG: 0.389										2	0	0	0	0	1	1
(8, 4)																
Inning Stats	R: 0 E: 0 K: 0 S: 3 H: 0 LOB: 0 BB: 0 P: 3	R: 0 E: 0 K: 0 S: 3 H: 0 LOB: 0 BB: 0 P: 3	R: 0 E: 0 K: 2 S: 8 H: 1 LOB: 1 BB: 0 P: 8	R: 0 E: 0 K: 1 S: 6 H: 1 LOB: 1 BB: 0 P: 6	R: 2 E: 0 K: 0 S: 6 H: 3 LOB: 2 BB: 1 P: 10	R: 1 E: 0 K: 1 S: 7 H: 2 LOB: 2 BB: 0 P: 7	R: 0 E: 0 K: 0 S: 3 H: 0 LOB: 0 BB: 0 P: 3	R: 0 E: 0 K: 0 S: 3 H: 1 LOB: 0 BB: 0 P: 3	R: 0 E: 0 K: 1 S: 6 H: 1 LOB: 1 BB: 0 P: 6	1B: 7 2B: 1 3B: 1 HR: 0 SF: 1 SAC: 1 DP: 1 HBP: 0						

AB	33
R	3
H	9
RBI	3
BB	1
SO	5
LOB	16

WP: 1 PB: 0 SB: 1 CS: 0 PA: 36

PITCHER		IP	WLS	BF	H	R	ER	SO	BB	IBB	HBP	BLK	WP	HR	S	P	ERA	WHIP
Bob Knepper, L ERA: 3.3	(1, 1)	5.0	W	23	7	3	3	3	1	0	0	0	1	0	28	32	5.40	1.600
Bill Dawley, R ERA: 5.4	(6, 1)	2.0		7	1	0	0	1	0	0	0	0	0	0	9	9	0.00	0.500
Frank DiPino, L ERA: 3.95	(8, 1)	2.0	S	6	1	0	0	1	0	0	0	0	0	0	8	8	0.00	0.500

PITCHER	IP	WLS	BF	H	R	ER	SO	BB	IBB	HBP	BLK	WP	HR	S	P	ERA	WHIP

Batter	1	2	3	4	5	6	7	8	9	AB	R	H	RBI	BB	SO	LOB
Lenny Dykstra, L (1, 8) OBP: 0.400, SLG: 1.000	K		HR		1B	F6		G4-1		5	2	2	2	0	1	0
Wally Backman, S (1, 4) OBP: 0.371, SLG: 0.393	F5		4-3 S 1B		4-3 BB		5-3	F8		2	0	1	0	1	0	0
Kelvin Chapman, R (7, PH) (7, 4) OBP: 0.171, SLG: 0.121										2	0	0	0	0	0	0
Keith Hernandez, L (1, 3) OBP: 0.398, SLG: 0.390	HR		4-3		4-3		E7	E3		5	2	1	1	0	0	3
Gary Carter, R (1, 2) OBP: 0.358, SLG: 0.415	K		5-3		BB		IBB	F9		3	2	0	0	2	1	2
Darryl Strawberry, L (1, 9) OBP: 0.313, SLG: 0.533		3-1		SF8 3B	1B BB		2B WP BB		F7	3	2	1	0	2	0	0
Danny Heep, L (1, 7) OBP: 0.333, SLG: 0.394		K		SF8	S 1B		WP FC6-2 2B		F9	4	0	2	5	0	1	0
Howard Johnson, S (1, 5) OBP: 0.259, SLG: 0.160		F9		S BB	K		FC6-2 WP IBB		F8	2	0	0	0	1	1	2
Ray Knight, R (7, PH) (7, 5) OBP: 0.269, SLG: 0.190										1	0	0	0	1	0	0
Rafael Santana, R (1, 6) OBP: 0.239, SLG: 0.258			HR 1B	5-3		F8	FC6-2			4	1	1	0	0	0	3
Ed Lynch, R (1, 1) OBP: 0.111, SLG: 0.111			K	K		K	K			4	0	0	0	0	4	4
Inning Stats	R: 1 H: 1 E: 0 LOB: 0 K: 2 BB: 0 S: 8 P: 8	R: 0 H: 0 E: 0 LOB: 0 K: 1 BB: 0 S: 5 P: 5	R: 2 H: 3 E: 0 LOB: 1 K: 1 BB: 0 S: 8 P: 8	R: 1 H: 1 E: 0 LOB: 1 K: 1 BB: 1 S: 6 P: 10	R: 2 H: 2 E: 0 LOB: 2 K: 1 BB: 3 S: 6 P: 18	R: 0 H: 0 E: 0 LOB: 0 K: 1 BB: 0 S: 5 P: 5	R: 3 H: 1 E: 1 LOB: 2 K: 1 BB: 3 S: 7 P: 19	R: 0 H: 0 E: 1 LOB: 1 K: 0 BB: 0 S: 4 P: 4	R: 0 H: 0 E: 0 LOB: 0 K: 0 BB: 0 S: 3 P: 3	1B: 4 SF: 1 2B: 2 SAC: 0 3B: 1 DP: 1 HR: 2 HBP: 0						WP: 2 PA: 43 PB: 0 SB: 4 CS: 0

TOP

New York Mets @ Cincinnati Reds

Riverfront Stadium, Cincinnati, OH

Fri May 03 1985, 7:05 PM EDT

Att. 21,062 - Unknown

livebaseballscorecards.com

AB	35
R	9
H	8
RBI	8
BB	7
SO	8
LOB	14

PITCHER		IP	WLS	BF	H	R	ER	SO	BB	IBB	HBP	BLK	WP	HR	S	P	ERA	WHIP
Mario Soto, R ERA: 2.38	(1, 1)	5.0	L	25	7	6	6	6	4	0	0	0	0	2	33	49	10.80	2.200
Joe Price, L ERA: 6.0	(6, 1)	1.1		9	1	3	2	1	1	2	0	0	0	0	8	20	13.50	1.500
Carl Willis, R ERA: 5.68	(7, 1)	0.2		2	0	0	0	1	0	0	0	0	1	0	4	4	0.00	0.000
Frank Pastore, R ERA: 9.31	(8, 1)	1.0		4	0	0	0	0	0	0	0	0	1	0	4	4	0.00	0.000
Ted Power, R ERA: 3.38	(9, 1)	1.0		3	0	0	0	0	0	0	0	0	0	0	3	3	0.00	0.000

PITCHER	IP	WLS	BF	H	R	ER	SO	BB	IBB	HBP	BLK	WP	HR	S	P	ERA	WHIP

New York Mets @ Cincinnati Reds

Riverfront Stadium, Cincinnati, OH

Fri May 03 1985, 7:05 PM EDT

Att. 21,062 - Unknown

BOTTOM

Batter	1	2	3	4	5	6	7	8	9	AB	R	H	RBI	BB	SO	LOB
Eddie Milner, L (1, 8) OBP: 0.370, SLG: 0.357	4-3		2B 1B		F9		F9		1-2 1B	5	1	2	0	0	0	1
Pete Rose, S (1, 3) OBP: 0.324, SLG: 0.288	3-1		1-H 1B 2B		F7			F8	F7	5	1	1	1	0	0	3
Dave Parker, L (1, 9) OBP: 0.364, SLG: 0.512	1B		2-H 1B			HR		HR		4	2	4	3	0	0	0
Cesar Cedeno, R (1, 7) OBP: 0.333, SLG: 0.319	K		K			FC6-4 1B		3-1		4	0	1	0	0	2	2
Nick Esasky, R (1, 5) OBP: 0.325, SLG: 0.456		6-3		K		F7		BB		3	0	0	0	1	1	1
Dave Concepcion, R (1, 6) OBP: 0.286, SLG: 0.392		F9		F9		FC6-4 1-2f		F9		4	0	0	0	0	0	2
Ron Oester, S (1, 4) OBP: 0.267, SLG: 0.259		G3		F9		F8			1B 1B	4	0	1	0	0	0	1
Dave Vangorder, R (1, 2) OBP: 0.273, SLG: 0.250		F7			1B		F7		F4	4	0	1	0	0	0	1
Mario Soto, R (1, 1) OBP: 0.167, SLG: 0.118		4-3			F7		F9		F9	1	0	0	0	0	0	0
Tom Foley, L (5, PH) OBP: 0.000, SLG: 0.080										1	0	0	0	0	0	1
Joe Price, R (6, 1)										0	0	0	0	0	0	0
Carl Willis, L (7, 1)										0	0	0	0	0	0	0
Wayne Krenchicki, L (7, PH) OBP: 0.278, SLG: 0.133										1	0	0	0	0	0	0
Frank Pastore, R (8, 1) OBP: 0.000, SLG: 1.000										0	0	0	0	0	0	0
Ted Power, R (9, 1)										0	0	0	0	0	0	0
Duane Walker, L (9, PH) OBP: 0.263, SLG: 0.579										1	0	0	0	0	0	1
Inning Stats	R: 0 H: 1 E: 0 LOB: 1 K: 1 BB: 0 S: 6 P: 6	R: 0 H: 0 E: 0 LOB: 0 K: 0 BB: 0 S: 3 P: 3	R: 2 H: 3 E: 0 LOB: 1 K: 1 BB: 0 S: 8 P: 8	R: 0 H: 0 E: 0 LOB: 0 K: 1 BB: 0 S: 5 P: 5	R: 0 H: 1 E: 0 LOB: 1 K: 0 BB: 0 S: 4 P: 4	R: 1 H: 2 E: 0 LOB: 1 K: 0 BB: 0 S: 5 P: 5	R: 0 H: 0 E: 0 LOB: 0 K: 0 BB: 0 S: 3 P: 3	R: 1 H: 1 E: 0 LOB: 1 K: 0 BB: 1 S: 4 P: 8	R: 0 H: 2 E: 0 LOB: 2 K: 0 BB: 0 S: 5 P: 5	1B: 7 SF: 0 2B: 1 SAC: 0 3B: 0 DP: 0 HR: 2 HBP: 0						

livebaseballscorecards.com

	AB	37
	R	4
	H	10
	RBI	4
	BB	1
	SO	3
	LOB	13

WP: 0 PA: 38
PB: 0
SB: 0
CS: 0

PITCHER		IP	WLS	BF	H	R	ER	SO	BB	IBB	HBP	BLK	WP	HR	S	P	ERA	WHIP
Ed Lynch, R ERA: 3.94	(1, 1)	9.0	W	38	10	4	4	3	1	0	0	0	0	2	43	47	4.00	1.222

PITCHER		IP	WLS	BF	H	R	ER	SO	BB	IBB	HBP	BLK	WP	HR	S	P	ERA	WHIP

Batter	1	2	3	4	5	6	7	8	9	AB	R	H	RBI	BB	SO	LOB
Lenny Dykstra, L (1, 8) OBP: 0.375, SLG: 0.750	4-3		SH3 1-2			F8		WP 1B		3	0	1	0	0	0	0
Wally Backman, S (1, 4) OBP: 0.364, SLG: 0.373	BB S		4-3 2-3			4-3		F8		3	0	0	0	1	0	2
Keith Hernandez, L (1, 3) OBP: 0.406, SLG: 0.392 John Christensen, R (7, 7) OBP: 0.250, SLG: 0.286	BB 1-2		6-3			HR 1B		6-3 1-2		2 1	1 0	1 0	0 0	1 0	0 0	1 1
Gary Carter, R (1, 2) OBP: 0.357, SLG: 0.456	F5			F9		1-H HR			4-3	3	1	1	2	0	0	2
Darryl Strawberry, L (1, 9) OBP: 0.299, SLG: 0.506	F7			F7		F8			3-1	4	0	0	0	0	0	2
Danny Heep, L (1, 7) (7, 3) OBP: 0.350, SLG: 0.389		1-3		F8			G6-4-3 1B		BB	3	0	1	0	1	0	0
Howard Johnson, S (1, 5) OBP: 0.242, SLG: 0.148		4-3			G3		F8		3-1	4	0	0	0	0	0	2
Rafael Santana, R (1, 6) OBP: 0.229, SLG: 0.246		K			K		G6-4-3 1-2f			3	0	0	0	0	2	1
Roger McDowell, R (1, 1) Doug Sisk, R (6, 1) Joe Sambito, L (6, 1) Calvin Schiraldi, R (6, 1) Clint Hurdle, L (6, 2) OBP: 0.250, SLG: 0.333 Rusty Staub, L (9, PH) OBP: 0.300, SLG: 0.444			BB WP SH3		5-3			6-3		1 0 0 0 1 1	0 0 0 0 0 0	0 0 0 0 0 0	0 0 0 0 0 0	1 0 0 0 0 0	0 0 0 0 0 0	0 0 0 0 0 0
Inning Stats	R: 0 E: 0 K: 0 S: 3 H: 0 LOB: 2 BB: 2 P: 11	R: 0 E: 0 K: 1 S: 5 H: 0 LOB: 0 BB: 0 P: 5	R: 0 E: 0 K: 0 S: 3 H: 0 LOB: 1 BB: 1 P: 7	R: 0 E: 0 K: 0 S: 3 H: 0 LOB: 0 BB: 0 P: 3	R: 0 E: 0 K: 1 S: 5 H: 0 LOB: 0 BB: 0 P: 5	R: 2 E: 0 K: 0 S: 5 H: 2 LOB: 0 BB: 0 P: 5	R: 0 E: 0 K: 0 S: 3 H: 1 LOB: 0 BB: 0 P: 3	R: 0 E: 0 K: 0 S: 4 H: 1 LOB: 1 BB: 0 P: 4	R: 0 E: 0 K: 0 S: 3 H: 0 LOB: 1 BB: 1 P: 7	1B: 3 2B: 0 3B: 0 HR: 1 SF: 0 SAC: 1 DP: 1 HBP: 0						

PITCHER	IP	WLS	BF	H	R	ER	SO	BB	IBB	HBP	BLK	WP	HR	S	P	ERA	WHIP
Jay Tibbs, R (1, 1) ERA: 3.93	9.0	W	34	4	2	2	2	4	0	0	0	2	1	34	50	2.00	0.889

PITCHER	IP	WLS	BF	H	R	ER	SO	BB	IBB	HBP	BLK	WP	HR	S	P	ERA	WHIP

TOP

New York Mets @ Cincinnati Reds

Riverfront Stadium, Cincinnati, OH

Sat May 04 1985, 3:33 AM EDT

Att. 16,634 - Unknown

livebaseballscorecards.com

AB	29
R	2
H	4
RBI	2
BB	4
SO	2
LOB	11

WP: 2	PA: 34
PB: 0	
SB: 1	
CS: 0	

BOTTOM

New York Mets @ Cincinnati Reds

Riverfront Stadium, Cincinnati, OH

Sat May 04 1985, 3:33 AM EDT

Att. 16,634 - Unknown

Batter	1	2	3	4	5	6	7	8	9	AB	R	H	RBI	BB	SO	LOB
Eddie Milner, L (1, 8) OBP: 0.392, SLG: 0.356	0-0 ① 1-3			4-0 CS BB		E 2B 1B; 4-0 1B BB	0-3 ② K			3	2	1	0	2	1	2
Pete Rose, S (1, 3) OBP: 0.359, SLG: 0.299 Eric Davis, R (7, 9) OBP: 0.211, SLG: 0.441	0-0 FC3-6 1B			1-0 ① 1-2 FC4-6 HBP		4-0 2B HR BB; 4-0 1B 1B BB	0-0 1-H 2-H 2B			1 1	2 0	1 1	1 2	2 0	0 0	0 0
Dave Parker, L (1, 9) OBP: 0.370, SLG: 0.523 Duane Walker, L (7, 7) OBP: 0.250, SLG: 0.550	0-0 ② FC3-6 CS 1-2f			0-0 ② FC4-6 FC5-4 1-2f		0-0 HR 2B; WP 1B 1B	0-0 ③ F5			4 1	1 0	2 0	3 0	0 0	0 0	2 1
Cesar Cedeno, R (1, 7) OBP: 0.349, SLG: 0.329 (7, 3)	0-0 ③ CS 1-2	0-3 ① K		0-0 ③ FC5-4 1-2f		4-0 HR IBB; 0-0 WP 1B		0-0 G4-6-3 1B		4	1	2	1	1	1	1
Nick Esasky, R (1, 5) OBP: 0.329, SLG: 0.493		0-3 ② K			0-0 1B 1B 1B	1-H 2-H 3-H HR; K		0-3 ① K		5	2	2	4	0	3	3
Dave Concepcion, R (1, 6) OBP: 0.292, SLG: 0.417		0-0 ③ 6-3			0-0 1B G4-6-3 1B 1-3	2B 3B; K 1-2 2-3		0-0 ②③ G4-6-3 1-2f		5	2	2	0	0	1	3
Ron Oester, S (1, 4) OBP: 0.297, SLG: 0.310			0-0 ① F7		0-0 G4-6-3 1-3 3-H 1B	0-0 4-3 BB 3-H 2B	0-0 BB 2B 1B			4	2	3	2	0	0	0
Dave Vangorder, R (1, 2) OBP: 0.271, SLG: 0.233			0-0 ② 6-3		0-0 ①② G4-6-3 1-2f 3-H	0-0 ① 4-3 2-3	4-0 1-2 2B BB			3	1	0	0	1	0	2
Jay Tibbs, R (1, 1) OBP: 0.188, SLG: 0.133			0-3 ③ K		0-0 ③ 4-3	4-0 BB BB 1B BB	0-3 ① K			3	1	0	0	1	2	2
Inning Stats	R: 0 H: 1 E: 0 LOB: 0 K: 0 BB: 0 S: 3 P: 3	R: 0 H: 0 E: 0 LOB: 0 K: 2 BB: 0 S: 7 P: 7	R: 0 H: 0 E: 0 LOB: 0 K: 1 BB: 0 S: 5 P: 5	R: 0 H: 0 E: 0 LOB: 1 K: 0 BB: 1 S: 2 P: 7	R: 2 H: 3 E: 0 LOB: 0 K: 0 BB: 0 S: 5 P: 5	R: 10 H: 7 E: 1 LOB: 2 K: 2 BB: 5 S: 14 P: 34	R: 2 H: 2 E: 0 LOB: 1 K: 2 BB: 1 S: 9 P: 13	R: 0 H: 1 E: 0 LOB: 0 K: 1 BB: 0 S: 5 P: 5		1B: 9 SF: 0 2B: 3 SAC: 0 3B: 1 DP: 2 HR: 1 HBP: 1						

livebaseballscorecards.com

AB	34
R	14
H	14
RBI	13
BB	7
SO	8
LOB	16

WP: 1 PA: 43
PB: 0
SB: 0
CS: 2

PITCHER		IP	WLS	BF	H	R	ER	SO	BB	IBB	HBP	BLK	WP	HR	S	P	ERA	WHIP
Roger McDowell, R ERA: 6.23	(1, 1)	5.0	L	22	6	6	6	3	2	1	1	0	0	0	24	37	10.80	1.600
Doug Sisk, R ERA: 8.53	(6, 1)	0.1		5	3	2	2	0	1	0	0	0	0	1	4	8	54.00	12.000
Joe Sambito, L ERA: 10.8	(6, 1)	0.0		4	2	4	4	0	2	0	0	0	0	0	2	10	∞	∞
Calvin Schiraldi, R ERA: 6.75	(6, 1)	2.2		11	3	2	2	5	1	0	0	0	1	0	20	24	6.75	1.500

PITCHER	IP	WLS	BF	H	R	ER	SO	BB	IBB	HBP	BLK	WP	HR	S	P	ERA	WHIP

Batter	1	2	3	4	5	6	7	8	9	AB	R	H	RBI	BB	SO	LOB
Lenny Dykstra, L (1, 8) OBP: 0.417, SLG: 0.667	F6		2-H 1B		G6-4-3 1B		F8			4	0	2	1	0	0	0
Kelvin Chapman, R (1, 4) OBP: 0.179, SLG: 0.135	G6-4-3 1B		F8		F4		F3			4	0	1	0	0	0	2
Keith Hernandez, L (1, 3) OBP: 0.390, SLG: 0.373	G6-4-3 1-2f			3-1	G6-4-3 1-2f			F4		4	0	0	0	0	0	2
Gary Carter, R (1, 2) OBP: 0.352, SLG: 0.458		5-3		L4		2B		F7		4	0	1	0	0	0	0
Ronn Reynolds, R (8, 2) OBP: 0.500, SLG: 0.500										0	0	0	0	0	0	0
Darryl Strawberry, L (1, 9) OBP: 0.308, SLG: 0.500		S S S K		2B E 1B		F5		B B B B FC6-4 BB		3	1	1	0	1	1	1
Ray Knight, R (1, 5) OBP: 0.267, SLG: 0.240		F3		E7 1-H 1B 2B		F3		FC6-4 1-2f		4	1	1	0	0	0	2
Jesse Orosco, R (8, 1)										0	0	0	0	0	0	0
John Christensen, R (1, 7) OBP: 0.286, SLG: 0.292			F6	1B 3-H 1B		4-0 IBB			6-3	3	0	1	1	1	0	0
Rafael Santana, R (1, 6) OBP: 0.243, SLG: 0.250			B B B B SH1-4 1B BB	1-2 1B		F4			S S S K	3	1	1	0	1	1	2
Dwight Gooden, R (1, 1) OBP: 0.250, SLG: 0.143			SH1-4 1-2	3-1			F7		S S S K	2	0	0	0	0	0	2
Howard Johnson, S (8, 5) OBP: 0.238, SLG: 0.145										1	0	0	0	0	1	0

TOP

New York Mets @ Cincinnati Reds

Riverfront Stadium, Cincinnati, OH

Sun May 05 1985, 3:33 AM EDT

Att. 20,179 - Unknown

livebaseballscorecards.com

AB	32
R	3
H	8
RBI	2
BB	3
SO	3
LOB	11

Inning Stats	1	2	3	4	5	6	7	8	9
	R: 0 E: 0 K: 0 S: 3	R: 0 E: 0 K: 1 S: 5	R: 1 E: 0 K: 0 S: 4	R: 2 E: 1 K: 0 S: 7	R: 0 E: 0 K: 0 S: 3	R: 0 E: 0 K: 0 S: 4	R: 0 E: 0 K: 0 S: 3	R: 0 E: 0 K: 0 S: 3	R: 0 E: 0 K: 2 S: 7
	H: 1 LOB: 0 BB: 0 P: 3	H: 0 LOB: 0 BB: 0 P: 5	H: 1 LOB: 1 BB: 1 P: 8	H: 4 LOB: 2 BB: 0 P: 7	H: 1 LOB: 0 BB: 0 P: 3	H: 1 LOB: 2 BB: 1 P: 8	H: 0 LOB: 0 BB: 0 P: 3	H: 0 LOB: 1 BB: 1 P: 7	H: 0 LOB: 0 BB: 0 P: 7

1B: 6	SF: 0	WP: 0
2B: 2	SAC: 1	PB: 0
3B: 0	DP: 2	SB: 0
HR: 0	HBP: 0	CS: 0

PA: 36

PITCHER		IP	WLS	BF	H	R	ER	SO	BB	IBB	HBP	BLK	WP	HR	S	P	ERA	WHIP
Tom Browning, L ERA: 1.29	(1, 1)	4.0	L	18	6	3	3	1	1	0	0	0	0	0	19	23	6.75	1.750
Joe Price, L ERA: 4.0	(5, 1)	3.0		11	2	0	0	0	0	1	0	0	0	0	10	14	0.00	0.667
John Franco, L ERA: 4.05	(8, 1)	2.0		7	0	0	0	2	1	0	0	0	0	0	10	14	0.00	0.500

PITCHER	IP	WLS	BF	H	R	ER	SO	BB	IBB	HBP	BLK	WP	HR	S	P	ERA	WHIP

BOTTOM

New York Mets @ Cincinnati Reds

Riverfront Stadium, Cincinnati, OH

Sun May 05 1985, 3:33 AM EDT

Att. 20,179 - Unknown

livebaseballscorecards.com

Batter	1	2	3	4	5	6	7	8	9	AB	R	H	RBI	BB	SO	LOB
Eddie Milner, L (1, 8) OBP: 0.364, SLG: 0.327	4-3 ①		F3 ②		F6 ①		4-3 ②		BBBB 4-0 1-2 BB	4	0	0	0	0	0	0
Tony Perez, R (9, PH) OBP: 0.500, SLG: 0.250										0	0	0	0	1	0	0
Pete Rose, S (1, 3) OBP: 0.373, SLG: 0.319	CS 1B		5-3 ③		BB 1B		E4 1B		F8 ②	5	0	3	0	0	0	2
Dave Parker, L (1, 9) OBP: 0.351, SLG: 0.495	SSS 0-3 K ② ③ 1-2			4-3 ①	F6 ②		SSS 0-3 K ③		F6 ③	5	0	0	0	0	2	5
Duane Walker, L (1, 7) OBP: 0.304, SLG: 0.524		SSS 0-3 K ①		BBBB 4-0 1B 1B 2B BB	BBBB 4-0 1-2 BB			0-0 F8 ①		1	1	0	0	2	1	0
Eric Davis, R (8, PH) OBP: 0.208, SLG: 0.435										1	0	0	0	0	0	0
(9, 7)																
Wayne Krenchicki, L (1, 5) OBP: 0.333, SLG: 0.222		0-0 BB 1B		0-0 1B 1-2 2B 1B	SSS 0-3 K ③			SSS 0-3 K ②		3	1	2	0	0	1	2
Nick Esasky, R (8, PH) OBP: 0.325, SLG: 0.486										1	0	0	0	0	1	0
(9, 5)																
Ron Oester, S (1, 4) OBP: 0.309, SLG: 0.323		0-0 F4 ②		0-0 2B 1-2 2-3 1B		SSS 0-3 K ①		0-0 1B		4	0	2	0	0	1	1
Tom Foley, L (1, 6) OBP: 0.107, SLG: 0.074	BBBB 4-0 1-2 BB			0-3 K ②		0-0 F9 ②		0-0 6-3 ③		2	0	0	0	1	1	3
Dave Concepcion, R (8, PH) OBP: 0.289, SLG: 0.412				SSS						1	0	0	0	0	0	1
(9, 6)																
Dave Vangorder, R (1, 2) OBP: 0.269, SLG: 0.255		0-0 F8 ③		0-0 1-3 2-H 3-H 2B		0-0 F7 ③			E4 FC1-6	4	0	1	2	0	0	2
Jay Tibbs, R (9, PR) OBP: 0.188, SLG: 0.133										0	0	0	0	0	0	0
Tom Browning, L (1, 1)			SSS 0-3 K ①	SSS 0-3 K ③			SSS 0-3 K ①		0-0 FC1-6 WP ① 1-2f	1	0	0	0	0	1	0
Cesar Cedeno, R (4, PH) OBP: 0.345, SLG: 0.325										1	0	0	0	0	1	2
Joe Price, R (5, 1)										0	0	0	0	0	0	0
Gary Redus, R (7, PH) OBP: 0.688, SLG: 0.500										1	0	0	0	0	1	0
John Franco, L (8, 1)										0	0	0	0	0	0	0
Mario Soto, R (9, PH) OBP: 0.158, SLG: 0.111										1	0	0	0	0	0	1
Inning Stats	R: 0 E: 0 K: 1 S: 5 H: 1 LOB: 0 BB: 0 P: 5	R: 0 E: 0 K: 1 S: 6 H: 1 LOB: 2 BB: 1 P: 10	R: 0 E: 0 K: 1 S: 5 H: 0 LOB: 0 BB: 0 P: 5	R: 2 E: 0 K: 2 S: 10 H: 3 LOB: 2 BB: 1 P: 14	R: 0 E: 0 K: 1 S: 6 H: 1 LOB: 2 BB: 1 P: 10	R: 0 E: 0 K: 1 S: 5 H: 0 LOB: 0 BB: 0 P: 5	R: 0 E: 1 K: 2 S: 8 H: 1 LOB: 1 BB: 0 P: 8	R: 0 E: 0 K: 1 S: 6 H: 1 LOB: 1 BB: 0 P: 6	R: 0 E: 1 K: 0 S: 4 H: 0 LOB: 2 BB: 1 P: 8	1B: 7 2B: 1 3B: 0 HR: 0 SF: 0 SAC: 0 DP: 0 HBP: 0						

	AB	35
	R	2
	H	8
	RBI	2
	BB	4
	SO	10
	LOB	19

PITCHER		IP	WLS	BF	H	R	ER	SO	BB	IBB	HBP	BLK	WP	HR	S	P	ERA	WHIP
Dwight Gooden, R ERA: 1.57	(1, 1)	7.0	W	30	7	2	2	9	3	0	0	0	0	0	45	57	2.57	1.429
Jesse Orosco, L ERA: 1.8	(8, 1)	2.0	S	9	1	0	0	1	1	0	0	0	1	0	10	14	0.00	1.000

PITCHER	IP	WLS	BF	H	R	ER	SO	BB	IBB	HBP	BLK	WP	HR	S	P	ERA	WHIP

Batter	1	2	3	4	5	6	7	8	9	AB	R	H	RBI	BB	SO	LOB
Claudell Washington, L (1, 9) OBP: 0.344, SLG: 0.416	G4-6-3 1B		K		HR		1-2 1B		K	5	1	3	1	0	2	2
Rafael Ramirez, R (1, 6) OBP: 0.291, SLG: 0.355	G4-6-3 1-2f		FC4-6 1B		4-3		F6		1B 1-2 2-H 1B	5	0	2	1	0	0	3
Gerald Perry, L (1, 3) OBP: 0.250, SLG: 0.220	1B BB		FC4-6 1-2f			3-1		S 1B	1-2 2-3 1B	4	0	2	0	1	0	1
Dale Murphy, R (1, 8) OBP: 0.438, SLG: 0.783	1-3 1B			K		F9		F9 1-2	K	5	0	1	0	0	2	4
Bob Horner, R (1, 5) OBP: 0.279, SLG: 0.349 Paul Zuvella, R (8, 4) OBP: 0.200, SLG: 0.300	K			6-3		1B		K	F6	4 1	0 0	1 0	0 0	0 0	2 0	3 3
Terry Harper, R (1, 7) OBP: 0.310, SLG: 0.500 Bruce Sutter, R (8, 1)		K		3B		K		K		4 0	0 0	1 0	0 0	0 0	3 0	2 0
Ken Oberkfell, L (1, 4) OBP: 0.320, SLG: 0.333 (8, 5)		G4-6-3 BB		F6			F8		1B 1B	3	1	1	0	1	0	1
Rick Cerone, R (1, 2) OBP: 0.342, SLG: 0.392		G4-6-3 1-2f			6-3		1B		1B 1-3 1B	4	1	2	0	0	0	1
Steve Bedrosian, R (1, 1) OBP: 0.111, SLG: 0.111 Chris Chambliss, L (7, PH) OBP: 0.284, SLG: 0.304 Jeff Dedmon, L (7, 1) Zane Smith, L (7, 1) Brad Komminsk, R (8, 7) OBP: 0.313, SLG: 0.273			K		F8		K		1B 1B 1-2 3-H 1B	2 1 0 0 1	0 0 0 0 0	0 0 0 0 1	0 0 0 0 1	0 0 0 0 0	1 0 0 0 0	0 1 0 0 0
Inning Stats	R: 0 E: 0 K: 1 S: 6 H: 2 LOB: 2 BB: 1 P: 10	R: 0 E: 0 K: 1 S: 4 H: 0 LOB: 0 BB: 1 P: 8	R: 0 E: 0 K: 2 S: 8 H: 1 LOB: 1 BB: 0 P: 8	R: 0 E: 0 K: 1 S: 6 H: 1 LOB: 1 BB: 0 P: 6	R: 1 E: 0 K: 0 S: 4 H: 1 LOB: 0 BB: 0 P: 4	R: 0 E: 0 K: 1 S: 6 H: 1 LOB: 1 BB: 0 P: 6	R: 0 E: 0 K: 1 S: 7 H: 2 LOB: 2 BB: 0 P: 7	R: 0 E: 0 K: 2 S: 8 H: 1 LOB: 1 BB: 0 P: 8	R: 2 E: 0 K: 2 S: 12 H: 5 LOB: 3 BB: 0 P: 12	1B: 12 2B: 0 3B: 1 HR: 1 SF: 0 SAC: 0 DP: 2 HBP: 0						

PITCHER	IP	WLS	BF	H	R	ER	SO	BB	IBB	HBP	BLK	WP	HR	S	P	ERA	WHIP
Ron Darling, R (1, 1) ERA: 2.34	8.0	W	33	9	1	1	9	2	0	0	0	0	1	49	57	1.12	1.375
Jesse Orosco, L (9, 1) ERA: 2.81	1.0		8	5	2	2	2	0	0	0	0	0	0	12	12	18.00	5.000

PITCHER	IP	WLS	BF	H	R	ER	SO	BB	IBB	HBP	BLK	WP	HR	S	P	ERA	WHIP

TOP

Atlanta Braves @ New York Mets

Shea Stadium, Flushing, NY

Tue May 07 1985, 7:05 PM EDT

Att. 21,342 - Unknown

livebaseballscorecards.com

AB	39
R	3
H	14
RBI	3
BB	2
SO	11
LOB	21

WP: 0 PB: 0 SB: 1 CS: 0 PA: 41

Atlanta Braves @ New York Mets

Shea Stadium, Flushing, NY

Tue May 07 1985, 7:05 PM EDT

Att. 21,342 - Unknown

BOTTOM

Batter	1	2	3	4	5	6	7	8	9	AB	R	H	RBI	BB	SO	LOB
Wally Backman, S (1, 4) (8, 6) OBP: 0.348, SLG: 0.355	F8			F8		B1		SH, SH3-4, HR 1-2		3	1	0	0	0	0	0
Howard Johnson, S (1, 5) OBP: 0.258, SLG: 0.224	K			4-3, 1B		HR		SH3-4 1-2 2-3		3	1	2	1	0	1	0
Keith Hernandez, L (1, 3) OBP: 0.385, SLG: 0.360	4-3			4-3 1-2		F9		HR, IBB		3	1	0	0	1	0	1
Gary Carter, R (1, 2) OBP: 0.370, SLG: 0.513		G4-6-3, 1B		F7			FC6, 1B	1-H 2-H 3-H HR		4	1	3	4	0	0	1
Darryl Strawberry, L (1, 8) (8, 9) OBP: 0.295, SLG: 0.477		G4-6-3 1-2f			F8		FC6 FC5, S 1-2f	6-3		4	0	0	0	0	0	2
George Foster, R (1, 7) OBP: 0.339, SLG: 0.500 Lenny Dykstra, L (7, PR) (8, 8) OBP: 0.385, SLG: 0.615		F3			1B		FC5, S 1-3	F7		3 1	0 0	1 0	0 0	0 0	0 0	1 0
Danny Heep, L (1, 9) (8, 7) OBP: 0.349, SLG: 0.368			F2		F3		BBBB 1-2 BB			2	0	0	0	1	0	1
Rafael Santana, R (1, 6) OBP: 0.237, SLG: 0.243 Rusty Staub, L (7, PH) OBP: 0.273, SLG: 0.400 Kelvin Chapman, R (8, 4) OBP: 0.179, SLG: 0.135			F7		1-3		SSS K			2 1 0	0 0 0	0 0 0	0 0 0	0 0 0	0 1 0	1 2 0
Ron Darling, R (1, 1) OBP: 0.143, SLG: 0.214 Mookie Wilson, S (8, PH) OBP: 0.318, SLG: 0.410 Jesse Orosco, R (9, 1)			SSS K			SSS K		BBBB SH3-4, SH, HR BB		2 0 0	0 1 0	0 0 0	0 0 0	0 1 0	2 0 0	0 0 0
Inning Stats	R: 0 E: 0 K: 1 S: 5 H: 0 LOB: 0 BB: 0 P: 5	R: 0 E: 0 K: 0 S: 3 H: 1 LOB: 0 BB: 0 P: 3	R: 0 E: 0 K: 1 S: 5 H: 0 LOB: 0 BB: 0 P: 5	R: 0 E: 0 K: 0 S: 4 H: 1 LOB: 1 BB: 0 P: 4	R: 0 E: 0 K: 0 S: 4 H: 1 LOB: 1 BB: 0 P: 4	R: 1 E: 0 K: 1 S: 6 H: 1 LOB: 0 BB: 0 P: 6	R: 0 E: 0 K: 1 S: 6 H: 1 LOB: 2 BB: 1 P: 10	R: 4 E: 1 K: 0 S: 5 H: 1 LOB: 0 BB: 2 P: 13		1B: 4 2B: 0 3B: 0 HR: 2	SF: 0 SAC: 2 DP: 1 HBP: 0						

livebaseballscorecards.com

AB	28
R	5
H	6
RBI	5
BB	3
SO	4
LOB	9

PITCHER		IP	WLS	BF	H	R	ER	SO	BB	IBB	HBP	BLK	WP	HR	S	P	ERA	WHIP
Steve Bedrosian, R ERA: 3.0	(1, 1)	6.0		21	4	1	1	3	0	0	0	0	0	1	27	27	1.50	0.667
Jeff Dedmon, R ERA:	(7, 1)	0.2		4	1	0	0	0	1	0	0	0	0	0	3	7	0.00	3.000
Zane Smith, L ERA: 4.35	(7, 1)	0.2	L	4	0	2	2	1	1	0	0	0	0	0	5	9	27.00	1.500
Bruce Sutter, R ERA: 2.51	(8, 1)	0.2		4	1	2	1	0	0	1	0	0	0	1	3	7	13.50	1.500

PITCHER	IP	WLS	BF	H	R	ER	SO	BB	IBB	HBP	BLK	WP	HR	S	P	ERA	WHIP

WP: 0 PB: 0 SB: 2 CS: 0 PA: 33

Batter	1	2	3	4	5	6	7	8	9	AB	R	H	RBI	BB	SO	LOB
Claudell Washington, L (1, 9) OBP: 0.340, SLG: 0.409	F5		G5-4-3, 1B		F6			F7		4	0	1	0	0	0	0
Rafael Ramirez, R (1, 6) OBP: 0.281, SLG: 0.342	F3		G5-4-3 1-2f			F7		F4		4	0	0	0	0	0	1
Gerald Perry, L (1, 3) OBP: 0.250, SLG: 0.244	4-3			F8, 2B		4-3			F6	4	0	1	0	0	0	0
Dale Murphy, R (1, 8) OBP: 0.431, SLG: 0.760		1B, 1B		F8 2-3		6-3			F6	4	0	1	0	0	0	1
Bob Horner, R (1, 5) OBP: 0.278, SLG: 0.333		F3		B B B B, FC3-6, BB			F7		6-3	3	0	0	0	1	0	1
Terry Harper, R (1, 7) OBP: 0.289, SLG: 0.465		S S S, K		F4			F7			3	0	0	0	0	1	3
Ken Oberkfell, L (1, 4) OBP: 0.340, SLG: 0.354		FC5-4, 1-3, 1B		FC3-6 1-2f			FC6-4, 1B			3	0	2	0	0	0	2
Terry Forster, L (7, 1)										0	0	0	0	0	0	0
Jeff Dedmon, L (8, 1)										0	0	0	0	0	0	0
Rick Cerone, R (1, 2) OBP: 0.329, SLG: 0.377		FC5-4 1-2f			F2		FC6-4 1-2f			3	0	0	0	0	0	3
Len Barker, R (1, 1)			6-3		F9			F7		1	0	0	0	0	0	0
Albert Hall, S (5, PH) OBP: 0.333, SLG: 0.200										1	0	0	0	0	0	0
Zane Smith, L (5, 1)										0	0	0	0	0	0	0
Paul Zuvella, R (7, 4) OBP: 0.182, SLG: 0.273										1	0	0	0	0	0	0
Inning Stats	R: 0 E: 0 K: 0 S: 3 H: 0 LOB: 0 BB: 0 P: 3	R: 0 E: 0 K: 1 S: 7 H: 2 LOB: 2 BB: 0 P: 7	R: 0 E: 0 K: 0 S: 3 H: 1 LOB: 0 BB: 0 P: 3	R: 0 E: 0 K: 0 S: 4 H: 1 LOB: 2 BB: 1 P: 8	R: 0 E: 0 K: 0 S: 3 H: 0 LOB: 0 BB: 0 P: 3	R: 0 E: 0 K: 0 S: 3 H: 0 LOB: 0 BB: 0 P: 3	R: 0 E: 0 K: 0 S: 4 H: 1 LOB: 1 BB: 0 P: 4	R: 0 E: 0 K: 0 S: 3 H: 0 LOB: 0 BB: 0 P: 3	R: 0 E: 0 K: 0 S: 3 H: 0 LOB: 0 BB: 0 P: 3	1B: 4 2B: 1 3B: 0 HR: 0	SF: 0 SAC: 0 DP: 1 HBP: 0						

TOP

Atlanta Braves @ New York Mets

Shea Stadium, Flushing, NY

Wed May 08 1985, 7:05 PM EDT

Att. 20,905 - Unknown

livebaseballscorecards.com

AB	31
R	0
H	5
RBI	0
BB	1
SO	1
LOB	11

WP: 0 PB: 0 SB: 0 CS: 0 PA: 32

PITCHER	IP	WLS	BF	H	R	ER	SO	BB	IBB	HBP	BLK	WP	HR	S	P	ERA	WHIP
Ed Lynch, R (1, 1) ERA: 3.03	9.0	W	32	5	0	0	1	1	0	0	0	0	0	33	37	0.00	0.667

Atlanta Braves @ New York Mets

Shea Stadium, Flushing, NY

Wed May 08 1985, 7:05 PM EDT

Att. 20,905 - Unknown

livebaseballscorecards.com

BOTTOM

Batter	1	2	3	4	5	6	7	8	9	AB	R	H	RBI	BB	SO	LOB
Wally Backman, S (1, 4) OBP: 0.347, SLG: 0.344	BBBB 4-0 S HR BB	x 0-0 ② 4-3 2-3			SSS 0-3 ① K	x 0-0 ③ 1-3 2-H 1B				2	1	0	0	1	1	1
Kelvin Chapman, R (6, PH) OBP: 0.200, SLG: 0.158 (7, 4)										1	0	1	1	0	0	0
Mookie Wilson, S (1, 8) OBP: 0.314, SLG: 0.400	SSS 0-3 ① K 1-2	x 0-0 ③ 1-3			x 0-0 S 1B 1B		x 0-0 ① 4-3			4	1	1	0	0	1	2
Keith Hernandez, L (1, 3) OBP: 0.407, SLG: 0.402	x 0-0 2-H HR		BBBB 4-0 FC6-4 BB		BBBB 4-0 1B 1-2 BB		BBBB 4-0 FC6-4 BB			1	1	1	2	3	0	0
Gary Carter, R (1, 2) OBP: 0.375, SLG: 0.506	BBBB 4-0 2B BB		x 0-0 ① F7		x 0-0 L3 1-3 2-H 1B		x 0-0 ② FC6-4 1-2f			3	0	1	1	1	0	2
Darryl Strawberry, L (1, 9) OBP: 0.283, SLG: 0.456	x 0-0 ② F8		SSS 0-3 ② K		x 0-0 ②③ L3 1-2		x 0-0 ③ F7			4	0	0	0	0	1	5
George Foster, R (1, 7) OBP: 0.333, SLG: 0.500	x 0-0 1-3 2B		x 0-0 ③ FC6-4 1-2f			x 0-0 ① 1-3		x 0-0 ① 4-3		4	0	1	0	0	0	1
Howard Johnson, S (1, 5) OBP: 0.250, SLG: 0.217	x 0-0 ③ F6			x 0-0 ① 1-3		x 0-0 ② F9		x 0-0 ② F8		2	0	0	0	0	0	2
Ray Knight, R (6, PH) OBP: 0.250, SLG: 0.222 (7, 5)										2	0	0	0	0	0	0
Rafael Santana, R (1, 6) OBP: 0.250, SLG: 0.257		x 0-0 4-3 SH3-4 1B		x 0-0 ② F9		x 0-0 BB 1B 1B		x 0-0 ③ F9		4	1	2	0	0	0	0
Ed Lynch, R (1, 1) OBP: 0.182, SLG: 0.100		x 0-0 ① SH3-4 1-2		x 0-0 ③ F3		BBBB 4-0 1B 1-2 BB				1	0	0	0	1	0	0
Inning Stats	R: 2 E: 0 K: 1 S: 7 H: 2 LOB: 2 BB: 2 P: 15	R: 0 E: 0 K: 0 S: 4 H: 1 LOB: 1 BB: 0 P: 4	R: 0 E: 0 K: 1 S: 5 H: 0 LOB: 1 BB: 1 P: 9	R: 0 E: 0 K: 0 S: 3 H: 0 LOB: 0 BB: 0 P: 3	R: 1 E: 0 K: 1 S: 6 H: 2 LOB: 1 BB: 1 P: 10	R: 1 E: 0 K: 0 S: 4 H: 2 LOB: 2 BB: 1 P: 8	R: 0 E: 0 K: 0 S: 3 H: 0 LOB: 1 BB: 1 P: 7	R: 0 E: 0 K: 0 S: 3 H: 0 LOB: 0 BB: 0 P: 3		1B: 5 2B: 2 3B: 0 HR: 1 SF: 0 SAC: 1 DP: 1 HBP: 0						

	AB	28
	R	4
	H	7
	RBI	4
	BB	6
	SO	3
	LOB	13

PITCHER	IP	WLS	BF	H	R	ER	SO	BB	IBB	HBP	BLK	WP	HR	S	P	ERA	WHIP
Len Barker, R (1, 1) ERA: 4.7	4.0	L	18	3	2	2	2	3	0	0	0	0	1	19	31	4.50	1.500
Zane Smith, L (5, 1) ERA: 4.76	2.0		10	4	2	2	1	2	0	0	0	0	0	10	18	9.00	3.000
Terry Forster, L (7, 1) ERA: 1.15	1.0		4	0	0	0	0	1	0	0	0	0	0	3	7	0.00	1.000
Jeff Dedmon, R (8, 1) ERA:	1.0		3	0	0	0	0	0	0	0	0	0	0	3	3	0.00	0.000

PITCHER	IP	WLS	BF	H	R	ER	SO	BB	IBB	HBP	BLK	WP	HR	S	P	ERA	WHIP

Batter	1	2	3	4	5	6	7	8	9	AB	R	H	RBI	BB	SO	LOB
Juan Samuel, R (1, 4) OBP: 0.276, SLG: 0.336	SSS 0-3 ① K		SSS 0-3 ③ K			SSS 0-3 ② K		SSS 0-3 ③ K		4	0	0	0	0	4	2
Jeff Stone, L (1, 7) OBP: 0.333, SLG: 0.398	X 0-0 ② 5-3			SSS 0-3 ① K		X 0-0 ③ F9			SSS 0-3 ① K	4	0	0	0	0	2	1
Von Hayes, L (1, 8) OBP: 0.429, SLG: 0.490	BBBB 4-0 BB			SSS 0-3 ② K			X 0-0 ① F8		X 0-0 2B	3	0	1	0	1	1	0
Mike Schmidt, R (1, 5) OBP: 0.290, SLG: 0.294	X 0-0 ③ F8			SSS 0-3 ③ K			X 0-0 ② F3		X 0-0 ② F7	4	0	0	0	0	1	2
Tim Corcoran, L (1, 3) OBP: 0.390, SLG: 0.348		X 0-0 ① F6			BBBB 4-0 G5-4-3 BB		X 0-0 1B		X 0-0 ③ F8	3	0	1	0	1	0	1
Ozzie Virgil, R (1, 2) OBP: 0.373, SLG: 0.519		X 0-0 ② F8			X 0-0 ① F9		SSS 0-3 ③ K			3	0	0	0	0	1	2
Glenn Wilson, R (1, 9) OBP: 0.284, SLG: 0.444		SSS 0-3 ③ K			X 0-0 ②③ G5-4-3 1-2f			SSS 0-3 ① K		3	0	0	0	0	2	1
Luis Aguayo, R (1, 6) OBP: 0.304, SLG: 0.545			X 0-0 ① F3			BBBB 4-0 BB		X 0-0 1B		2	0	1	0	1	0	0
Steve Carlton, L (1, 1) OBP: 0.167, SLG: 0.250			SSS 0-3 ② K			X 0-0 ① F5		SSS 0-3 ② K		1	0	0	0	0	1	0
Greg Gross, L (6, PH) OBP: 0.286, SLG: 0.258										1	0	0	0	0	0	1
Larry Andersen, R (6, 1)										0	0	0	0	0	0	0
Dave Rucker, L (7, 1)										0	0	0	0	0	0	0
Darren Daulton, L (8, PH) OBP: 0.300, SLG: 0.125										1	0	0	0	0	1	1
Charles Hudson, S (8, 1)										0	0	0	0	0	0	0
Inning Stats	R: 0 E: 0 K: 1 S: 5 H: 0 LOB: 1 BB: 1 P: 9	R: 0 E: 0 K: 1 S: 5 H: 0 LOB: 0 BB: 0 P: 5	R: 0 E: 0 K: 2 S: 7 H: 0 LOB: 0 BB: 0 P: 7	R: 0 E: 0 K: 3 S: 9 H: 0 LOB: 0 BB: 0 P: 9	R: 0 E: 0 K: 0 S: 2 H: 0 LOB: 0 BB: 1 P: 6	R: 0 E: 0 K: 1 S: 5 H: 0 LOB: 1 BB: 1 P: 9	R: 0 E: 0 K: 1 S: 6 H: 1 LOB: 1 BB: 0 P: 6	R: 0 E: 0 K: 3 S: 10 H: 1 LOB: 1 BB: 0 P: 10	R: 0 E: 0 K: 1 S: 6 H: 1 LOB: 1 BB: 0 P: 6	1B: 2 2B: 1 3B: 0 HR: 0 SF: 0 SAC: 0 DP: 1 HBP: 0						

TOP

Philadelphia Phillies @ New York Mets

Shea Stadium, Flushing, NY

Fri May 10 1985, 7:05 PM EDT

Att. 46,143 - Unknown

livebaseballscorecards.com

AB	29
R	0
H	3
RBI	0
BB	3
SO	13
LOB	11

WP: 0 PA: 32
PB: 0
SB: 0
CS: 0

PITCHER	IP	WLS	BF	H	R	ER	SO	BB	IBB	HBP	BLK	WP	HR	S	P	ERA	WHIP
Dwight Gooden, R (1, 1) ERA: 1.31	9.0	W	32	3	0	0	13	3	0	0	0	0	0	55	67	0.00	0.667

PITCHER	IP	WLS	BF	H	R	ER	SO	BB	IBB	HBP	BLK	WP	HR	S	P	ERA	WHIP

Batter	1	2	3	4	5	6	7	8	9	AB	R	H	RBI	BB	SO	LOB
Mookie Wilson, S (1, 8) OBP: 0.307, SLG: 0.386	1-3		S 1B		K		F8	K 1-2 2-3		5	0	1	0	0	2	4
Kelvin Chapman, R (1, 4) OBP: 0.186, SLG: 0.146	F8		K 1-2		E6 1-2		BB 2B 1B 1-2	F5		3	0	0	0	0	1	2
Wally Backman, S (7, PH) (8, 4) OBP: 0.351, SLG: 0.348										2	1	1	0	0	0	2
Keith Hernandez, L (1, 3) OBP: 0.402, SLG: 0.389	K		F5		F7		2B BB 1-2 2-3			3	1	0	0	1	1	3
Gary Carter, R (1, 2) OBP: 0.370, SLG: 0.506		K		5-3	F7		2B 1-H 2-H 3-H			4	0	1	3	0	1	2
Darryl Strawberry, L (1, 9) OBP: 0.301, SLG: 0.457		S E BB		HR 1B		4-3	BB			2	1	1	0	2	0	0
George Foster, R (1, 7) OBP: 0.328, SLG: 0.534		K 1-3		1-H HR		6-3	K			4	1	1	2	0	2	3
Ray Knight, R (1, 5) OBP: 0.250, SLG: 0.200		BB		5-3		K		F8		3	0	0	0	1	1	0
Rafael Santana, R (1, 6) OBP: 0.250, SLG: 0.247		K2-3		1-3			F3	WP 1B BB		3	0	0	0	1	1	2
Dwight Gooden, R (1, 1) OBP: 0.350, SLG: 0.235			K		E BB		BB 1B 2B 1B	WP 1-2 1B		3	1	2	0	1	1	0
Inning Stats	R: 0 H: 0 E: 0 LOB: 0 K: 1 BB: 0 S: 5 P: 5	R: 0 H: 0 E: 1 LOB: 2 K: 3 BB: 2 S: 9 P: 17	R: 0 H: 1 E: 0 LOB: 1 K: 2 BB: 0 S: 8 P: 8	R: 2 H: 2 E: 0 LOB: 0 K: 0 BB: 0 S: 5 P: 5	R: 0 H: 0 E: 1 LOB: 2 K: 1 BB: 1 S: 6 P: 10	R: 0 H: 0 E: 0 LOB: 0 K: 1 BB: 0 S: 5 P: 5	R: 3 H: 3 E: 0 LOB: 2 K: 1 BB: 2 S: 8 P: 16	R: 0 H: 1 E: 0 LOB: 2 K: 1 BB: 1 S: 6 P: 10		1B: 5 SF: 0 2B: 1 SAC: 0 3B: 0 DP: 0 HR: 1 HBP: 0				WP: 1 PA: 38 PB: 0 SB: 2 CS: 0		

BOTTOM

Philadelphia Phillies @ New York Mets

Shea Stadium, Flushing, NY

Fri May 10 1985, 7:05 PM EDT

Att. 46,143 - Unknown

livebaseballscorecards.com

AB	32
R	5
H	7
RBI	5
BB	6
SO	10
LOB	18

PITCHER		IP	WLS	BF	H	R	ER	SO	BB	IBB	HBP	BLK	WP	HR	S	P	ERA	WHIP
Steve Carlton, L ERA: 2.83	(1, 1)	5.0	L	22	3	2	2	7	3	0	0	0	0	1	33	45	3.60	1.200
Larry Andersen, R ERA: 3.45	(6, 1)	1.2		7	2	2	2	1	0	0	0	0	0	0	9	9	10.80	1.200
Dave Rucker, L ERA: 2.08	(7, 1)	0.1		4	1	1	1	1	2	0	0	0	0	0	4	12	27.00	9.000
Charles Hudson, R ERA: 2.6	(8, 1)	1.0		5	1	0	0	1	1	0	0	0	1	0	6	10	0.00	2.000

PITCHER	IP	WLS	BF	H	R	ER	SO	BB	IBB	HBP	BLK	WP	HR	S	P	ERA	WHIP

Philadelphia Phillies @ New York Mets

Shea Stadium, Flushing, NY

Sat May 11 1985, 3:33 AM EDT

Att. 29,635 - Unknown

TOP

livebaseballscorecards.com

Batter	1	2	3	4	5	6	7	8	9	AB	R	H	RBI	BB	SO	LOB
Juan Samuel, R (1, 4) OBP: 0.267, SLG: 0.325	x 0-0 ① F3		x 0-0 ② F9		x 0-0 ② F9 2-3		x 0-0 ③ F8			4	0	0	0	0	0	2
Garry Maddox, R (1, 8) OBP: 0.400, SLG: 0.462	S S S 0-3 ② K		x 0-0 ③ F2		x 0-0 ③ F4			x 0-0 ① G1-6-3		4	0	0	0	0	1	2
Von Hayes, L (1, 7) OBP: 0.431, SLG: 0.485	S S S 0-3 ③ K			x 0-0 F8 S 1B	B B B 4-0 BB			S S S 0-3 ② K		3	0	1	0	1	2	0
Mike Schmidt, R (1, 5) OBP: 0.288, SLG: 0.284		S S S 0-3 ① K		S S S 0-3 ① K 1-2	S S S 0-3 ① K			B B B 4-0 BB		3	0	0	0	1	3	2
Ozzie Virgil, R (1, 2) OBP: 0.368, SLG: 0.500 Kent Tekulve, R (8, 1)		B B B 4-0 BLK BB		x 0-0 ② F8 2-3	x 0-0 ② F7			x 0-0 ③ F9		3 0	0 0	0 0	0 0	1 0	0 0	3 0
Glenn Wilson, R (1, 9) OBP: 0.283, SLG: 0.430		S S S 0-3 ② K 1-2		S S S 0-3 ③ K		B B B 4-0 1-2 BB			S S S 0-3 ① K	3	0	0	0	1	3	2
John Russell, R (1, 3) OBP: 0.278, SLG: 0.200 Jeff Stone, L (9, PH) OBP: 0.330, SLG: 0.393		B B B 4-0 FC6 BB			B B B 4-0 FC2-5 BB BB		S S S 0-3 ③ K		x 0-0 ② 4-3	1 1	0 0	0 0	0 0	2 0	1 0	2 0
Luis Aguayo, R (1, 6) OBP: 0.296, SLG: 0.480		x 0-0 ③ FC6 1-2f			B B B 4-0 F9 FC2-5 1-2 BB		S S S 0-3 ① K		S S S 0-3 ③ K	3	0	0	0	1	2	2
Shane Rawley, R (1, 1) Pat Zachry, R (5, 1) Greg Gross, L (7, PH) OBP: 0.278, SLG: 0.250 Don Carman, L (7, 1) Darren Daulton, L (8, 2) OBP: 0.300, SLG: 0.125			S S S 0-3 ① K		x 0-0 ① FC2-5 1-2 2-3f		x 0-0 ② 3-1			2 0 1 0 0	0 0 0 0 0	0 0 0 0 0	0 0 0 0 0	0 0 0 0 0	1 0 0 0 0	2 0 0 0 0
Inning Stats	R: 0 E: 0 K: 2 S: 7 H: 0 LOB: 0 BB: 0 P: 7	R: 0 E: 0 K: 2 S: 7 H: 0 LOB: 2 BB: 2 P: 15	R: 0 E: 0 K: 1 S: 5 H: 0 LOB: 0 BB: 0 P: 5	R: 0 E: 0 K: 2 S: 8 H: 1 LOB: 1 BB: 0 P: 8	R: 0 E: 0 K: 0 S: 3 H: 0 LOB: 2 BB: 2 P: 11	R: 0 E: 0 K: 2 S: 7 H: 0 LOB: 2 BB: 2 P: 15	R: 0 E: 0 K: 1 S: 5 H: 0 LOB: 0 BB: 0 P: 5	R: 0 E: 0 K: 1 S: 5 H: 0 LOB: 1 BB: 1 P: 9	R: 0 E: 0 K: 2 S: 7 H: 0 LOB: 0 BB: 0 P: 7	1B: 1 2B: 0 3B: 0 HR: 0 SF: 0 SAC: 0 DP: 0 HBP: 0						

	AB	28
	R	0
	H	1
	RBI	0
	BB	7
	SO	13
	LOB	17

WP: 0 PB: 0 SB: 1 CS: 0 PA: 35

PITCHER	IP	WLS	BF	H	R	ER	SO	BB	IBB	HBP	BLK	WP	HR	S	P	ERA	WHIP
Sid Fernandez, L (1, 1) ERA:	6.0	W	25	1	0	0	9	6	0	0	1	0	0	37	61	0.00	1.167
Roger McDowell, R (7, 1) ERA: 5.31	3.0	S	10	0	0	0	4	1	0	0	0	0	0	17	21	0.00	0.333

PITCHER	IP	WLS	BF	H	R	ER	SO	BB	IBB	HBP	BLK	WP	HR	S	P	ERA	WHIP

Batter	1	2	3	4	5	6	7	8	9	AB	R	H	RBI	BB	SO	LOB
Mookie Wilson, S (1, 8) OBP: 0.329, SLG: 0.411	1B 3-1 1B		S SF8 2B		BBB 1B 1-2 WP BB	FC4 1-2f				3	3	2	0	1	0	2
Kelvin Chapman, R (1, 4) OBP: 0.191, SLG: 0.159	3-1 S CS 1-3 1B		SF8 2-H		SSS K		F8			3	0	1	1	0	1	2
Keith Hernandez, L (1, 3) OBP: 0.397, SLG: 0.383	3-1 1-3 3-H		4-3		WP 1-3 2-H 1B		F9			4	0	1	2	0	0	1
Gary Carter, R (1, 2) OBP: 0.375, SLG: 0.494	BBBB BB			F5	BBBB 1-2 3-H BB		F9			2	0	0	0	2	0	0
Darryl Strawberry, L (1, 9) OBP: 0.298, SLG: 0.452 Danny Heep, L (4, 9) OBP: 0.348, SLG: 0.350	F5			BBBB FC4-6 BB	4-3			3-1		1 2	0 0	0 0	0 0	0 1	0 0	2 2
Ray Knight, R (1, 5) OBP: 0.225, SLG: 0.176	CS 3-H	SSS K		F3		6-3		6-3		4	0	0	0	0	1	1
John Christensen, R (1, 7) OBP: 0.281, SLG: 0.259		SSS K		FC4-6 1-2f		BBBB 1B BB		SSS K		3	0	0	0	1	2	1
Rafael Santana, R (1, 6) OBP: 0.253, SLG: 0.250		4-3			1-3	FC4 1-2 1B				3	0	1	0	0	0	0
Sid Fernandez, L (1, 1) OBP: 0.500, SLG: 0.500 Rusty Staub, L (6, PH) OBP: 0.250, SLG: 0.364 Roger McDowell, R (7, 1)			F7		BB 1B 1B	F8				2 1 0	1 0 0	1 0 0	0 0 0	0 0 0	0 0 0	0 2 0
Inning Stats	R: 1 E: 0 K: 0 S: 4 H: 2 LOB: 1 BB: 1 P: 8	R: 0 E: 0 K: 2 S: 7 H: 0 LOB: 0 BB: 0 P: 7	R: 1 E: 0 K: 0 S: 4 H: 1 LOB: 0 BB: 0 P: 4	R: 0 E: 0 K: 0 S: 3 H: 0 LOB: 1 BB: 1 P: 7	R: 2 E: 0 K: 1 S: 7 H: 2 LOB: 2 BB: 2 P: 15	R: 0 E: 0 K: 0 S: 4 H: 1 LOB: 2 BB: 1 P: 8	R: 0 E: 0 K: 0 S: 3 H: 0 LOB: 0 BB: 0 P: 3	R: 0 E: 0 K: 1 S: 5 H: 0 LOB: 0 BB: 0 P: 5		1B: 5 2B: 1 3B: 0 HR: 0	SF: 1 SAC: 0 DP: 0 HBP: 0			WP: 1 PB: 0 SB: 2 CS: 1	PA: 35	

PITCHER		IP	WLS	BF	H	R	ER	SO	BB	IBB	HBP	BLK	WP	HR	S	P	ERA	WHIP
Shane Rawley, L ERA: 3.19	(1, 1)	4.2	L	21	5	4	4	3	3	0	0	0	0	0	24	36	7.71	1.714
Pat Zachry, R ERA: 3.72	(5, 1)	1.1		7	1	0	0	0	2	0	0	0	1	0	5	13	0.00	2.250
Don Carman, L ERA:	(7, 1)	1.0		3	0	0	0	0	0	0	0	0	0	0	3	3	0.00	0.000
Kent Tekulve, R ERA: 4.8	(8, 1)	1.0		3	0	0	0	1	0	0	0	0	0	0	5	5	0.00	0.000

PITCHER	IP	WLS	BF	H	R	ER	SO	BB	IBB	HBP	BLK	WP	HR	S	P	ERA	WHIP

BOTTOM

Philadelphia Phillies @ New York Mets

Shea Stadium, Flushing, NY

Sat May 11 1985, 3:33 AM EDT

Att. 29,635 - Unknown

livebaseballscorecards.com

AB	28
R	4
H	6
RBI	3
BB	5
SO	4
LOB	13

Philadelphia Phillies @ New York Mets

Shea Stadium, Flushing, NY

Sun May 12 1985, 3:33 AM EDT

Att. 32,597 - Unknown

livebaseballscorecards.com

Batter	1	2	3	4	5	6	7	8	9	AB	R	H	RBI	BB	SO	LOB
Jeff Stone, L (1, 7) OBP: 0.326, SLG: 0.386	K		1B	G3			F7		K	4	1	1	0	0	1	2
John Russell, R (8, 3) OBP: 0.270, SLG: 0.194										1	0	0	0	0	1	0
Greg Gross, L (1, 9) OBP: 0.275, SLG: 0.250	3-1		FC1-5		3-1		1B			4	0	1	0	0	0	2
Larry Andersen, R (7, 1)										0	0	0	0	0	0	0
Don Carman, L (7, 1)										0	0	0	0	0	0	0
Mike Schmidt, R (1, 5) OBP: 0.287, SLG: 0.283	6-3		1B		K		K			4	0	1	1	0	2	1
Von Hayes, L (1, 8) OBP: 0.433, SLG: 0.480		BB	F8		F7			1B		3	0	1	0	1	0	2
(8, 7)																
Tim Corcoran, L (1, 3) OBP: 0.375, SLG: 0.333		F7	F5			F8		F7		3	0	0	0	0	0	3
John Wockenfuss, R (8, PH) OBP: 0.182, SLG: 0.100										1	0	0	0	0	0	1
(8, 2)																
Juan Samuel, R (1, 4) OBP: 0.258, SLG: 0.314		F9		F9		F8		FC4-6		4	0	0	0	0	0	2
Darren Daulton, L (1, 2) OBP: 0.304, SLG: 0.111		BB		4-3		4-3		F4		2	0	0	0	1	0	0
Garry Maddox, R (8, PH) OBP: 0.387, SLG: 0.444										1	0	0	0	0	0	1
(8, 8)																
Luis Aguayo, R (1, 6) OBP: 0.290, SLG: 0.429		K		BB			F7		F7	3	0	0	0	1	1	2
Kevin Gross, R (1, 1) OBP: 0.429, SLG: 0.333			PB 1B	1B					4-3	2	0	2	0	0	0	0
Glenn Wilson, R (7, PH) OBP: 0.287, SLG: 0.463							HR			2	1	1	1	0	0	0
(7, 9)																
Inning Stats	R: 0 E: 0 K: 1 S: 5 H: 0 LOB: 0 BB: 0 P: 5	R: 0 E: 0 K: 1 S: 5 H: 0 LOB: 2 BB: 2 P: 13	R: 1 E: 0 K: 0 S: 6 H: 3 LOB: 2 BB: 0 P: 6	R: 0 E: 0 K: 0 S: 4 H: 1 LOB: 2 BB: 1 P: 8	R: 0 E: 0 K: 1 S: 5 H: 0 LOB: 0 BB: 0 P: 5	R: 0 E: 0 K: 0 S: 3 H: 0 LOB: 0 BB: 0 P: 3	R: 1 E: 0 K: 1 S: 7 H: 2 LOB: 1 BB: 0 P: 7	R: 0 E: 0 K: 0 S: 4 H: 1 LOB: 1 BB: 0 P: 4	R: 0 E: 0 K: 1 S: 5 H: 0 LOB: 0 BB: 0 P: 5	1B: 6 2B: 0 3B: 0 HR: 1 SF: 0 SAC: 0 DP: 0 HBP: 0						

TOP

AB	34
R	2
H	7
RBI	2
BB	3
SO	5
LOB	16

WP: 0 PA: 37
PB: 1
SB: 1
CS: 0

PITCHER		IP	WLS	BF	H	R	ER	SO	BB	IBB	HBP	BLK	WP	HR	S	P	ERA	WHIP
Ron Darling, R ERA: 2.37	(1, 1)	7.0	W	30	6	2	2	4	3	0	0	0	0	1	35	47	2.57	1.286
Jesse Orosco, L ERA: 2.5	(8, 1)	2.0	S	7	1	0	0	1	0	0	0	0	0	0	9	9	0.00	0.500

PITCHER	IP	WLS	BF	H	R	ER	SO	BB	IBB	HBP	BLK	WP	HR	S	P	ERA	WHIP

BOTTOM

Philadelphia Phillies @ New York Mets

Shea Stadium, Flushing, NY

Sun May 12 1985, 3:33 AM EDT

Att. 32,597 - Unknown

Batter	1	2	3	4	5	6	7	8	9	AB	R	H	RBI	BB	SO	LOB
Wally Backman, S (1, 4) OBP: 0.359, SLG: 0.348	CS 1B		F5		F8		CS BB	F9		3	0	1	0	1	0	0
Kelvin Chapman, R (8, PH) OBP: 0.188, SLG: 0.156 (9, 4)										1	0	0	0	0	0	2
Mookie Wilson, S (1, 8) OBP: 0.345, SLG: 0.436	F8		1B		2B		BB G3 1B	K		5	0	3	0	0	1	3
Keith Hernandez, L (1, 3) OBP: 0.392, SLG: 0.408	HR		K		K		G3			4	1	1	1	0	2	3
Gary Carter, R (1, 2) OBP: 0.370, SLG: 0.477	F3			F6	F9		BB			3	0	0	0	1	0	1
George Foster, R (1, 7) OBP: 0.338, SLG: 0.525		K		2B 6-3 1B		F8	BB			3	1	1	0	1	1	0
Danny Heep, L (1, 9) OBP: 0.360, SLG: 0.386		G3		6-3 2B		E 1B	K			4	1	2	0	0	1	3
Jesse Orosco, R (8, 1)										0	0	0	0	0	0	0
Howard Johnson, S (1, 5) OBP: 0.264, SLG: 0.222		1B		6-3 IBB		F9		K		3	0	1	0	1	1	1
Rafael Santana, R (1, 6) OBP: 0.253, SLG: 0.250		F8		6-3		E4		WP 1B		4	0	1	1	0	0	3
Ron Darling, R (1, 1) OBP: 0.118, SLG: 0.176			G3	K		6-3		BB		3	0	0	0	0	1	3
John Christensen, R (8, 9) OBP: 0.303, SLG: 0.259										0	0	0	0	1	0	0
Inning Stats	R: 1 H: 2 E: 0 LOB: 0 K: 0 BB: 0 S: 4 P: 4	R: 0 H: 1 E: 0 LOB: 1 K: 1 BB: 0 S: 6 P: 6	R: 0 H: 1 E: 0 LOB: 1 K: 1 BB: 0 S: 6 P: 6	R: 1 H: 2 E: 0 LOB: 2 K: 1 BB: 1 S: 7 P: 11	R: 0 H: 1 E: 0 LOB: 1 K: 1 BB: 0 S: 6 P: 6	R: 1 H: 1 E: 1 LOB: 1 K: 0 BB: 0 S: 5 P: 5	R: 0 H: 1 E: 0 LOB: 3 K: 1 BB: 3 S: 5 P: 17	R: 0 H: 1 E: 0 LOB: 2 K: 2 BB: 1 S: 8 P: 12		1B: 7 SF: 0 2B: 2 SAC: 0 3B: 0 DP: 0 HR: 1 HBP: 0						

	AB	33
	R	3
	H	10
	RBI	2
	BB	5
	SO	7
	LOB	19

WP: 1 PA: 38
PB: 0
SB: 0
CS: 2

livebaseballscorecards.com

PITCHER		IP	WLS	BF	H	R	ER	SO	BB	IBB	HBP	BLK	WP	HR	S	P	ERA	WHIP
Kevin Gross, R ERA: 3.03	(1, 1)	6.0	L	27	8	3	2	4	0	1	0	0	0	1	34	38	3.00	1.333
Larry Andersen, R ERA: 3.31	(7, 1)	0.2		5	1	0	0	0	3	0	0	0	0	0	2	14	0.00	6.000
Don Carman, L ERA:	(7, 1)	1.1		6	1	0	0	3	1	0	0	0	1	0	11	15	0.00	1.500

PITCHER	IP	WLS	BF	H	R	ER	SO	BB	IBB	HBP	BLK	WP	HR	S	P	ERA	WHIP

New York Mets @ Atlanta Braves

Atlanta-Fulton County Stadium, Atlanta, GA

Mon May 13 1985, 7:05 PM EDT

Att. 15,160 - Unknown

TOP

livebaseballscorecards.com

Batter	1	2	3	4	5	6	7	8	9	AB	R	H	RBI	BB	SO	LOB
Wally Backman, S (1, 4) OBP: 0.358, SLG: 0.347	4-3		1B			F8		F9		3	0	1	0	0	0	0
Clint Hurdle, L (8, PH) OBP: 0.231, SLG: 0.308										1	0	0	0	0	0	1
Kelvin Chapman, R (8, 4) OBP: 0.188, SLG: 0.156										0	0	0	0	0	0	0
Mookie Wilson, S (1, 8) OBP: 0.330, SLG: 0.415	5-3		5-3			K			K	4	0	0	0	0	2	1
Keith Hernandez, L (1, 3) OBP: 0.395, SLG: 0.412	1B			4-3		F5			FC5-4 1B	4	0	2	0	0	0	0
Gary Carter, R (1, 2) OBP: 0.357, SLG: 0.457	L6			F5			5-3		FC5-4 FC6-4 1-2f	4	0	0	0	0	0	2
George Foster, R (1, 7) OBP: 0.319, SLG: 0.492		F8		1-3			K		FC6-4 1-2f	4	0	0	0	0	1	1
Danny Heep, L (1, 9) OBP: 0.340, SLG: 0.362		K			F8		G3			3	0	0	0	0	1	0
Howard Johnson, S (1, 5) OBP: 0.253, SLG: 0.212		F7			F5			F4		3	0	0	0	0	0	0
Rafael Santana, R (1, 6) OBP: 0.266, SLG: 0.276			B3-6-4 1B		2B			K		3	0	2	0	0	1	0
Ed Lynch, R (1, 1) OBP: 0.154, SLG: 0.083			B3-6-4 1-2f		1-3			1B		2	0	0	0	0	0	2
Rusty Staub, L (8, PH) OBP: 0.308, SLG: 0.417										1	0	1	0	0	0	0
Terry Blocker, L (8, PR)										0	0	0	0	0	0	0
Wes Gardner, R (8, 1)										0	0	0	0	0	0	0
Inning Stats	R: 0 E: 0 K: 0 S: 4 H: 1 LOB: 1 BB: 0 P: 4	R: 0 E: 0 K: 1 S: 5 H: 0 LOB: 0 BB: 0 P: 5	R: 0 E: 0 K: 0 S: 4 H: 2 LOB: 1 BB: 0 P: 4	R: 0 E: 0 K: 0 S: 3 H: 0 LOB: 0 BB: 0 P: 3	R: 0 E: 0 K: 0 S: 4 H: 1 LOB: 1 BB: 0 P: 4	R: 0 E: 0 K: 1 S: 5 H: 0 LOB: 0 BB: 0 P: 5	R: 0 E: 0 K: 1 S: 5 H: 0 LOB: 0 BB: 0 P: 5	R: 0 E: 0 K: 1 S: 6 H: 1 LOB: 1 BB: 0 P: 6	R: 0 E: 0 K: 1 S: 6 H: 1 LOB: 1 BB: 0 P: 6	1B: 5 2B: 1 3B: 0 HR: 0	SF: 0 SAC: 0 DP: 1 HBP: 0						

	AB	32
	R	0
	H	6
	RBI	0
	BB	0
	SO	5
	LOB	7

WP: 0 PB: 0 SB: 0 CS: 0 PA: 32

PITCHER	IP	WLS	BF	H	R	ER	SO	BB	IBB	HBP	BLK	WP	HR	S	P	ERA	WHIP
Len Barker, R (1, 1) ERA: 3.6	7.0	W	24	4	0	0	3	0	0	0	0	0	0	30	30	0.00	0.571
Bruce Sutter, R (8, 1) ERA: 2.08	2.0	S	8	2	0	0	2	0	0	0	0	0	0	12	12	0.00	1.000

PITCHER	IP	WLS	BF	H	R	ER	SO	BB	IBB	HBP	BLK	WP	HR	S	P	ERA	WHIP

BOTTOM

New York Mets @ Atlanta Braves

Atlanta-Fulton County Stadium, Atlanta, GA

Mon May 13 1985, 7:05 PM EDT

Att. 15,160 - Unknown

Batter	1	2	3	4	5	6	7	8	9	AB	R	H	RBI	BB	SO	LOB
Claudell Washington, L (1, 9) OBP: 0.319, SLG: 0.376	F8		1B		F8		5-3			4	0	1	0	0	0	0
Rafael Ramirez, R (1, 6) OBP: 0.279, SLG: 0.341	F9		F8		F9			CS 1B		4	0	1	0	0	0	1
Brad Komminsk, R (1, 7) OBP: 0.310, SLG: 0.263	L5		K		F7			1-2 BB		3	0	0	0	1	1	1
Dale Murphy, R (1, 8) OBP: 0.408, SLG: 0.688		1-3 1B 1B	F7			6-3		F9		4	1	1	0	0	0	2
Bob Horner, R (1, 5) OBP: 0.276, SLG: 0.333 Ken Oberkfell, L (9, 5) OBP: 0.281, SLG: 0.288		F8		F7		4-3		F8		4 0	0 0	0 0	0 0	0 0	0 0	2 0
Gerald Perry, L (1, 3) OBP: 0.274, SLG: 0.232	1-3 1-2			F5		S 1B				3	0	1	0	0	0	1
Rick Cerone, R (1, 2) OBP: 0.341, SLG: 0.380		E 1B BB		1B 1B		4-3 1-2				2	0	1	0	1	0	1
Glenn Hubbard, R (1, 4) OBP: 0.384, SLG: 0.387		E8 1-3 2-H 1B		1-2 1B			5-3			3	0	2	1	0	0	0
Len Barker, R (1, 1) Chris Chambliss, L (7, PH) OBP: 0.269, SLG: 0.288 Bruce Sutter, R (8, 1)		K		G3			G3			2 1 0	0 0 0	0 0 0	0 0 0	0 0 0	1 0 0	4 0 0
Inning Stats	R: 0 E: 0 K: 0 S: 3 H: 0 LOB: 0 BB: 0 P: 3	R: 1 E: 1 K: 1 S: 7 H: 2 LOB: 2 BB: 1 P: 11	R: 0 E: 0 K: 1 S: 6 H: 1 LOB: 1 BB: 0 P: 6	R: 0 E: 0 K: 0 S: 5 H: 2 LOB: 2 BB: 0 P: 5	R: 0 E: 0 K: 0 S: 3 H: 0 LOB: 0 BB: 0 P: 3	R: 0 E: 0 K: 0 S: 4 H: 1 LOB: 1 BB: 0 P: 4	R: 0 E: 0 K: 0 S: 3 H: 0 LOB: 0 BB: 0 P: 3	R: 0 E: 0 K: 0 S: 3 H: 1 LOB: 1 BB: 1 P: 7		1B: 7 2B: 0 3B: 0 HR: 0 SF: 0 SAC: 0 DP: 0 HBP: 0					WP: 0 PB: 0 SB: 1 CS: 1 PA: 32	

PITCHER	IP	WLS	BF	H	R	ER	SO	BB	IBB	HBP	BLK	WP	HR	S	P	ERA	WHIP
Ed Lynch, R (1, 1) ERA: 2.76	7.0	L	28	6	1	1	2	1	0	0	0	0	0	31	35	1.29	1.000
Wes Gardner, R (8, 1) ERA:	1.0		4	1	0	0	0	1	0	0	0	0	0	3	7	0.00	2.000

PITCHER	IP	WLS	BF	H	R	ER	SO	BB	IBB	HBP	BLK	WP	HR	S	P	ERA	WHIP

AB	30
R	1
H	7
RBI	1
BB	2
SO	2
LOB	12

livebaseballscorecards.com

Batter	1	2	3	4	5	6	7	8	9	AB	R	H	RBI	BB	SO	LOB
Wally Backman, S (1, 4) OBP: 0.349, SLG: 0.338	K	1-3			FC4-6 1B		K		K	5	0	1	0	0	3	3
Mookie Wilson, S (1, 8) OBP: 0.326, SLG: 0.407	FC6-4 1B		4-3		FC4-6 4-3 S 1B 1-2f		L3			4	1	1	0	0	0	1
Keith Hernandez, L (1, 3) OBP: 0.391, SLG: 0.415	FC6-4 FC5-4 1-2f		4-3 2B		4-3 1-3		4-3			4	0	1	0	0	0	2
Gary Carter, R (1, 2) OBP: 0.362, SLG: 0.453	FC5-4 1-2f		4-3 2-3		2B 1B 3-H			G3-6 HBP		3	1	1	1	0	0	2
George Foster, R (1, 7) OBP: 0.316, SLG: 0.493		6-3	6-3		2B 1-H			F3		4	0	1	1	0	0	2
Danny Heep, L (1, 9) OBP: 0.333, SLG: 0.373		1B E 2B		3-1	4-3			G3-6 1-2f		4	1	1	0	0	0	2
Howard Johnson, S (1, 5) OBP: 0.241, SLG: 0.200		K		F8		B3			G3	4	0	0	0	0	1	1
Rafael Santana, R (1, 6) OBP: 0.276, SLG: 0.278		E IBB		1B		F8			6-3	3	0	1	0	1	0	0
Calvin Schiraldi, R (1, 1) OBP: 0.200, SLG: 0.200		E6 1-3 2-H 1B		4-3		K			1B	2	0	1	0	0	0	1
Roger McDowell, R (5, 1) OBP: 0.333, SLG: 0.200										2	0	1	0	0	1	0
Inning Stats	R: 0 E: 0 K: 1 S: 6 H: 1 LOB: 1 BB: 0 P: 6	R: 1 E: 1 K: 1 S: 7 H: 2 LOB: 2 BB: 1 P: 11	R: 0 E: 0 K: 0 S: 4 H: 1 LOB: 1 BB: 0 P: 4	R: 0 E: 0 K: 0 S: 4 H: 1 LOB: 1 BB: 0 P: 4	R: 2 E: 0 K: 0 S: 6 H: 3 LOB: 1 BB: 0 P: 6	R: 0 E: 0 K: 1 S: 5 H: 0 LOB: 0 BB: 0 P: 5	R: 0 E: 0 K: 1 S: 5 H: 0 LOB: 0 BB: 0 P: 5	R: 0 E: 0 K: 0 S: 2 H: 0 LOB: 0 BB: 0 P: 3	R: 0 E: 0 K: 1 S: 6 H: 1 LOB: 1 BB: 0 P: 6	1B: 6 2B: 3 3B: 0 HR: 0	SF: 0 SAC: 0 DP: 1 HBP: 1						

New York Mets @ Atlanta Braves

Atlanta-Fulton County Stadium, Atlanta, GA

Tue May 14 1985, 3:33 AM EDT

Att. 14,212 - Unknown

TOP

livebaseballscorecards.com

AB	35
R	3
H	9
RBI	2
BB	1
SO	5
LOB	14

PITCHER		IP	WLS	BF	H	R	ER	SO	BB	IBB	HBP	BLK	WP	HR	S	P	ERA	WHIP
Rick Mahler, R ERA: 2.71	(1, 1)	7.0	L	30	8	3	2	4	0	1	0	0	0	0	37	41	2.57	1.143
Gene Garber, R ERA: 4.8	(8, 1)	2.0		7	1	0	0	1	0	0	1	0	0	0	8	9	0.00	0.500

PITCHER	IP	WLS	BF	H	R	ER	SO	BB	IBB	HBP	BLK	WP	HR	S	P	ERA	WHIP

New York Mets @ Atlanta Braves

Atlanta-Fulton County Stadium, Atlanta, GA

Tue May 14 1985, 3:33 AM EDT

Att. 14,212 - Unknown

BOTTOM

Batter	1	2	3	4	5	6	7	8	9	AB	R	H	RBI	BB	SO	LOB
Claudell Washington, L (1, 9) OBP: 0.325, SLG: 0.407	BB, BB, 1B		F7		HR		K			4	1	2	1	0	1	0
Rafael Ramirez, R (1, 6) OBP: 0.271, SLG: 0.331	F9		1-3		G3		K			4	0	0	0	0	1	1
Brad Komminsk, R (1, 7) OBP: 0.330, SLG: 0.259	BB, 1-2		CS, BB		BB			5-3		1	0	0	0	3	0	0
Dale Murphy, R (1, 8) OBP: 0.395, SLG: 0.664	K		CS, 1-2	F8	K			5-3		4	0	0	0	0	2	3
Bob Horner, R (1, 5) OBP: 0.286, SLG: 0.345	BB, 1-2, 2-3			4-3	F2			1-3		3	0	1	0	1	0	1
Gerald Perry, L (1, 3) OBP: 0.258, SLG: 0.217	K			4-3, 2-3	4-3				F7	4	0	0	0	0	1	4
Rick Cerone, R (1, 2) OBP: 0.337, SLG: 0.366		F9		BB	6-3				F4	3	0	0	0	1	0	0
Glenn Hubbard, R (1, 4) OBP: 0.377, SLG: 0.369		F9		1-2, BB	1-3				6-3	3	0	0	0	1	0	0
Rick Mahler, R (1, 1) OBP: 0.200, SLG: 0.200		6-3		K		F8				2	0	0	0	0	1	3
Ken Oberkfell, L (7, PH) OBP: 0.277, SLG: 0.283										1	0	0	0	0	0	0
Gene Garber, R (8, 1) OBP: 1.000, SLG: 1.000										0	0	0	0	0	0	0
Inning Stats	R: 0 E: 0 K: 2 S: 8 H: 1 LOB: 3 BB: 2 P: 16	R: 0 E: 0 K: 0 S: 3 H: 0 LOB: 0 BB: 0 P: 3	R: 0 E: 0 K: 0 S: 2 H: 0 LOB: 0 BB: 1 P: 6	R: 0 E: 0 K: 1 S: 6 H: 1 LOB: 3 BB: 2 P: 14	R: 1 E: 0 K: 1 S: 6 H: 1 LOB: 1 BB: 1 P: 10	R: 0 E: 0 K: 0 S: 3 H: 0 LOB: 0 BB: 0 P: 3	R: 0 E: 0 K: 2 S: 7 H: 0 LOB: 0 BB: 0 P: 7	R: 0 E: 0 K: 0 S: 3 H: 0 LOB: 0 BB: 0 P: 3	R: 0 E: 0 K: 0 S: 3 H: 0 LOB: 0 BB: 0 P: 3	1B: 1 2B: 1 3B: 0 HR: 1	SF: 0 SAC: 0 DP: 0 HBP: 0					

livebaseballscorecards.com

	AB	29
	R	1
	H	3
	RBI	1
	BB	6
	SO	6
	LOB	12

WP: 0 PB: 0 SB: 0 CS: 1 PA: 36

PITCHER		IP	WLS	BF	H	R	ER	SO	BB	IBB	HBP	BLK	WP	HR	S	P	ERA	WHIP
Calvin Schiraldi, R ERA: 5.27	(1, 1)	4.1		21	3	1	1	3	6	0	0	0	0	1	21	45	2.08	2.077
Roger McDowell, R ERA: 4.32	(5, 1)	4.2	W	14	0	0	0	3	0	0	0	0	0	0	20	20	0.00	0.000

PITCHER	IP	WLS	BF	H	R	ER	SO	BB	IBB	HBP	BLK	WP	HR	S	P	ERA	WHIP

New York Mets @ Houston Astros

Astrodome, Houston, TX

Wed May 15 1985, 8:05 PM EDT

Att. 15,717 - Unknown

TOP

livebaseballscorecards.com

Batter	1	2	3	4	5	6	7	8	9	AB	R	H	RBI	BB	SO	LOB
Wally Backman, S (1, 4) OBP: 0.344, SLG: 0.338	G3		FC4-6 1B		SF8 3-H		6-3	FC6-4 1-2 2-H 1B		3	0	1	1	0	0	0
Kelvin Chapman, R (8, PH) (8, 4) OBP: 0.204, SLG: 0.174										1	0	1	1	0	0	0
Mookie Wilson, S (1, 8) OBP: 0.330, SLG: 0.429	SF8 3B		FC4-6 CS 1-2f		S 2-H 1B		4-3	FC6-4 1-2f		5	1	2	1	0	0	3
Keith Hernandez, L (1, 3) OBP: 0.398, SLG: 0.417	SF8 3-H		CS 1-2	BB	IBB 1-2		BB 1B		6-3	2	0	1	1	2	0	0
Gary Carter, R (1, 2) OBP: 0.355, SLG: 0.434	K			F8	K		FC6-4 1-2 BB		F8	4	0	0	0	1	2	3
George Foster, R (1, 7) OBP: 0.296, SLG: 0.459		5-3		K		F8	FC6-4 1-2f		6-3	5	0	0	0	0	1	3
Danny Heep, L (1, 9) OBP: 0.361, SLG: 0.444		HR		1-3		WP BB FC5-2 BB		1B 1B 1B		3	1	2	1	1	0	1
Ray Knight, R (1, 5) OBP: 0.273, SLG: 0.194		3 1B			1B FC5-2-5 BB	FC5-2 WP 1-2 BB		F7		2	0	1	0	2	0	1
Rafael Santana, R (1, 6) OBP: 0.284, SLG: 0.287		3 1-2f			FC5-2-5 SF8 1-3 1B	FC5-2 1-3 2-H		1B 1B 1-2 1B		4	2	2	0	0	0	3
Dwight Gooden, R (1, 1) OBP: 0.304, SLG: 0.200			5-3		FC5-2-5 1B 1-3 3-H	F4		1B 1B 1-2 2-H 1B		3	1	0	0	0	0	4
Jesse Orosco, L (7, 1) OBP: 0.500, SLG: 0.500										1	0	1	0	0	0	0

Inning Stats	1	2	3	4	5	6	7	8	9
R:	1	1	0	0	2	0	0	1	0
E:	0	0	0	0	0	0	0	0	0
K:	1	0	0	1	1	0	0	0	0
S:	6	4	3	5	7	3	4	6	3
H:	1	2	1	0	2	0	1	4	0
LOB:	0	0	0	1	2	2	2	2	0
BB:	0	0	0	1	2	2	1	0	0
P:	6	4	3	9	15	11	8	6	3

1B:	9
2B:	1
3B:	1
HR:	1
SF:	2
SAC:	0
DP:	1
HBP:	0
WP:	1
PB:	0
SB:	1
CS:	1
PA:	42

AB	33
R	5
H	11
RBI	5
BB	6
SO	3
LOB	18

PITCHER	IP	WLS	BF	H	R	ER	SO	BB	IBB	HBP	BLK	WP	HR	S	P	ERA	WHIP
Joe Niekro, R (1, 1) ERA: 2.79	5.0	L	22	6	4	4	3	2	1	0	0	0	1	25	37	7.20	1.600
Frank DiPino, L (6, 1) ERA: 5.21	2.2		15	5	1	1	0	3	0	0	0	1	0	12	24	3.38	3.000
Bill Dawley, R (8, 1) ERA: 4.66	0.1		1	0	0	0	0	0	0	0	0	0	0	1	1	0.00	0.000
Jeff Calhoun, L (9, 1) ERA: 4.38	1.0		3	0	0	0	0	0	0	0	0	0	0	3	3	0.00	0.000

PITCHER	IP	WLS	BF	H	R	ER	SO	BB	IBB	HBP	BLK	WP	HR	S	P	ERA	WHIP

BOTTOM

Batter	1	2	3	4	5	6	7	8	9	AB	R	H	RBI	BB	SO	LOB
Bill Doran, S (1, 4) OBP: 0.382, SLG: 0.425	S S S 0-3 K ①		B B B B 4-0 BB		x 0-0 FC4-6 1B 1-2 1B		x 0-0 1B 2B		S S S 0-3 K ③	4	1	2	0	1	2	0
Terry Puhl, L (1, 9) OBP: 0.425, SLG: 0.410	x 0-0 4-3 ②		x 0-0 F7 ③		x 0-0 FC4-6 1-2 2-H 1B		x 0-0 2-H 1B			4	0	2	2	0	0	1
Denny Walling, L (1, 3) OBP: 0.383, SLG: 0.511 Enos Cabell, R (7, PH) OBP: 0.266, SLG: 0.306 (8, 3)	x 0-0 4-3 ③			x 0-0 4-3 4-3 2B	x 0-0 FC4-6 ① FC4-6 1-2f 2-3		S S S 0-3 K ②			3	1	1	0	0	0	2
										1	0	0	0	0	1	1
Jose Cruz, L (1, 7) OBP: 0.370, SLG: 0.485		x 0-0 5-3 ①		x 0-0 4-3 ① 2-3	x 0-0 F5 ②		S S S 0-3 K ③			4	0	0	0	0	1	4
Jerry Mumphrey, S (1, 8) OBP: 0.325, SLG: 0.324 Frank DiPino, L (6, 1) OBP: 0.333, SLG: 0.333 Bill Dawley, R (8, 1) Jim Pankovits, R (8, PH) OBP: 0.381, SLG: 0.278 Jeff Calhoun, L (9, 1)		x 0-0 F7 ②		x 0-0 4-3 ② 3-H	x 0-0 FC4-6 ③ 1-2f			x 0-0 F2 ①		3	0	0	1	0	0	2
										0	0	0	0	0	0	0
										0	0	0	0	0	0	0
										1	0	0	0	0	0	0
										0	0	0	0	0	0	0
Phil Garner, R (1, 5) OBP: 0.313, SLG: 0.368		x 0-0 1B	B B B 4-0 1B BB			x 0-0 4-3 ①		x 0-0 F7 ②		3	0	1	0	1	0	0
Alan Ashby, S (1, 2) OBP: 0.311, SLG: 0.386		x 0-0 F8 ③		x 0-0 1-3 1B		x 0-0 G3 ②		S S S 0-3 K ③		4	0	1	0	0	1	1
Craig Reynolds, L (1, 6) OBP: 0.315, SLG: 0.406 Dickie Thon, R (9, PH) OBP: 0.254, SLG: 0.232			x 0-0 F5 ①	x 0-0 F6 ③		x 0-0 F8 ③			S S S 0-3 K ①	3	0	0	0	0	0	2
										1	0	0	0	0	1	0
Joe Niekro, R (1, 1) OBP: 0.278, SLG: 0.353 Kevin Bass, S (5, PH) OBP: 0.297, SLG: 0.400 (6, 8)			x 0-0 4-3 ②		x 0-0 1B 1B 1B		x 0-0 F6 ①		x 0-0 F4 ②	1	0	0	0	0	0	0
										3	1	1	0	0	0	0
Inning Stats	R: 0 H: 0 E: 0 LOB: 0 K: 1 BB: 0 S: 5 P: 5	R: 0 H: 1 E: 0 LOB: 1 K: 0 BB: 0 S: 4 P: 4	R: 0 H: 0 E: 0 LOB: 1 K: 0 BB: 1 S: 3 P: 7	R: 1 H: 2 E: 0 LOB: 2 K: 0 BB: 1 S: 5 P: 9	R: 1 H: 3 E: 0 LOB: 2 K: 0 BB: 0 S: 6 P: 6	R: 0 H: 0 E: 0 LOB: 0 K: 0 BB: 0 S: 3 P: 3	R: 1 H: 2 E: 0 LOB: 1 K: 2 BB: 0 S: 9 P: 9	R: 0 H: 0 E: 0 LOB: 0 K: 1 BB: 0 S: 5 P: 5	R: 0 H: 0 E: 0 LOB: 0 K: 2 BB: 0 S: 7 P: 7	1B: 6 2B: 2 3B: 0 HR: 0	SF: 0 SAC: 0 DP: 0 HBP: 0						

PITCHER	IP	WLS	BF	H	R	ER	SO	BB	IBB	HBP	BLK	WP	HR	S	P	ERA	WHIP
Dwight Gooden, R (1, 1) ERA: 1.61	6.1	W	29	8	3	3	1	2	0	0	0	0	0	29	37	4.26	1.579
Jesse Orosco, L (7, 1) ERA: 2.18	2.2	S	8	0	0	0	5	0	0	0	0	0	0	18	18	0.00	0.000

PITCHER	IP	WLS	BF	H	R	ER	SO	BB	IBB	HBP	BLK	WP	HR	S	P	ERA	WHIP

New York Mets @ Houston Astros

Astrodome, Houston, TX

Wed May 15 1985, 8:05 PM EDT

Att. 15,717 - Unknown

livebaseballscorecards.com

AB	35
R	3
H	8
RBI	3
BB	2
SO	6
LOB	13

PA: 37

WP: 0
PB: 0
SB: 0
CS: 0

New York Mets @ Houston Astros

Astrodome, Houston, TX

Thu May 16 1985, 8:05 PM EDT

Att. 11,795 - Unknown

TOP

livebaseballscorecards.com

Batter	1	2	3	4	5	6	7	8	9	AB	R	H	RBI	BB	SO	LOB
Wally Backman, S (1, 4) OBP: 0.340, SLG: 0.333	FC5-4 1B		6-3			F7			F9	4	0	1	0	0	0	0
Mookie Wilson, S (1, 8) OBP: 0.327, SLG: 0.421	FC5-4 E 1-2f		F5			F7			6-3 1B	4	0	1	0	0	0	1
Keith Hernandez, L (1, 3) OBP: 0.387, SLG: 0.402	K			4-3		G3			6-3 1-2	4	0	0	0	0	1	2
Gary Carter, R (1, 2) OBP: 0.360, SLG: 0.441 Kelvin Chapman, R (9, PR) OBP: 0.204, SLG: 0.174	K 1-2			2B			K		BB	3 0	0 0	1 0	0 0	1 0	2 0	1 0
Danny Heep, L (1, 9) OBP: 0.354, SLG: 0.448		1B 2B		5-3			F8		G3	4	0	1	0	0	0	3
Ray Knight, R (1, 5) OBP: 0.255, SLG: 0.179		F8		4-3			G3			3	0	0	0	0	0	2
Terry Blocker, L (1, 7)		K			F9			F8		3	0	0	0	0	1	1
Rafael Santana, R (1, 6) OBP: 0.286, SLG: 0.289		2-H 1B			4-3			6-3		3	0	1	0	0	0	0
Sid Fernandez, L (1, 1) OBP: 0.250, SLG: 0.250 Rusty Staub, L (8, PH) OBP: 0.286, SLG: 0.385 Tom Gorman, L (8, 1)			K		4-3			4-3		2 1 0	0 0 0	0 0 0	0 0 0	1 0 0	0 0 0	0 0 0
Inning Stats	R: 0 H: 1 E: 1 LOB: 1 K: 2 BB: 0 S: 8 P: 8	R: 0 H: 2 E: 0 LOB: 2 K: 1 BB: 0 S: 6 P: 6	R: 0 H: 0 E: 0 LOB: 0 K: 1 BB: 0 S: 5 P: 5	R: 0 H: 1 E: 0 LOB: 1 K: 0 BB: 0 S: 4 P: 4	R: 0 H: 0 E: 0 LOB: 0 K: 0 BB: 0 S: 3 P: 3	R: 0 H: 0 E: 0 LOB: 0 K: 0 BB: 0 S: 3 P: 3	R: 0 H: 0 E: 0 LOB: 0 K: 1 BB: 0 S: 5 P: 5	R: 0 H: 0 E: 0 LOB: 0 K: 0 BB: 0 S: 3 P: 3	R: 0 H: 1 E: 0 LOB: 2 K: 0 BB: 1 S: 4 P: 8	1B: 3 SF: 0 2B: 2 SAC: 0 3B: 0 DP: 0 HR: 0 HBP: 0						

	AB	31
	R	0
	H	5
	RBI	0
	BB	1
	SO	5
	LOB	10

WP: 0 PA: 32
PB: 0
SB: 0
CS: 0

PITCHER		IP	WLS	BF	H	R	ER	SO	BB	IBB	HBP	BLK	WP	HR	S	P	ERA	WHIP
Mike Scott, R ERA: 3.14	(1, 1)	8.2	W	31	5	0	0	5	1	0	0	0	0	0	40	44	0.00	0.692
Dave Smith, R ERA: 0.38	(9, 1)	0.1	S	1	0	0	0	0	0	0	0	0	0	0	1	1	0.00	0.000

PITCHER	IP	WLS	BF	H	R	ER	SO	BB	IBB	HBP	BLK	WP	HR	S	P	ERA	WHIP

New York Mets @ Houston Astros

Astrodome, Houston, TX

Thu May 16 1985, 8:05 PM EDT

Att. 11,795 - Unknown

BOTTOM

Batter	1	2	3	4	5	6	7	8	9	AB	R	H	RBI	BB	SO	LOB
Bill Doran, S (1, 4) OBP: 0.379, SLG: 0.415	BBBB 4-0 F7 2B BB		x 0-0 ① F7			x 0-0 ① 5-3		x 0-0 ③ 5-3		3	1	0	0	1	0	0
Enos Cabell, R (1, 3) OBP: 0.254, SLG: 0.292	x 0-0 ① F8		x 0-0 ② 5-3			x 0-0 ② F8				3	0	0	0	0	0	1
Phil Garner, R (1, 5) OBP: 0.305, SLG: 0.358	x 0-0 ② F7 1-2		x 0-0 ③ 5-3			SSS 0-3 ③ K				3	0	0	0	0	1	1
Jose Cruz, L (1, 7) OBP: 0.369, SLG: 0.489	x 0-0 2-H 2B			x 0-0 ① 4-3			SSS 0-3 ① K			3	0	1	1	0	1	0
Kevin Bass, S (1, 8) OBP: 0.299, SLG: 0.397	x 0-0 ③ 1-3			x 0-0 ② F5			x 0-0 S 1B			3	0	1	0	0	0	1
Terry Puhl, L (1, 9) OBP: 0.408, SLG: 0.391		SSS 0-3 ① K		x 0-0 ③ F9			SSS 0-3 ② K 1-2			3	0	0	0	0	2	1
Mark Bailey, S (1, 2) OBP: 0.300, SLG: 0.267		x 0-0 ② F2			x 0-0 ① 6-3		SSS 0-3 ③ K			3	0	0	0	0	1	1
Dickie Thon, R (1, 6) OBP: 0.258, SLG: 0.224		BBBB 4-0 FC6 BB			x 0-0 ② F9			x 0-0 ① 5-3		2	0	0	0	1	0	0
Mike Scott, R (1, 1) Dave Smith, R (9, 1)		x 0-0 ③ FC6 1-2f			SSS 0-3 ③ K			SSS 0-3 ② K		3 0	0 0	0 0	0 0	0 0	2 0	1 0
Inning Stats	R: 1 E: 0 K: 0 S: 4 H: 1 LOB: 1 BB: 1 P: 8	R: 0 E: 0 K: 1 S: 5 H: 0 LOB: 1 BB: 1 P: 9	R: 0 E: 0 K: 0 S: 3 H: 0 LOB: 0 BB: 0 P: 3	R: 0 E: 0 K: 0 S: 3 H: 0 LOB: 0 BB: 0 P: 3	R: 0 E: 0 K: 1 S: 5 H: 0 LOB: 0 BB: 0 P: 5	R: 0 E: 0 K: 1 S: 5 H: 0 LOB: 0 BB: 0 P: 5	R: 0 E: 0 K: 3 S: 10 H: 1 LOB: 1 BB: 0 P: 10	R: 0 E: 0 K: 1 S: 5 H: 0 LOB: 0 BB: 0 P: 5		1B: 1 2B: 1 3B: 0 HR: 0 SF: 0 SAC: 0 DP: 0 HBP: 0						

livebaseballscorecards.com

	AB	26
	R	1
	H	2
	RBI	1
	BB	2
	SO	7
	LOB	6

WP: 0 PA: 28
PB: 0
SB: 1
CS: 0

PITCHER		IP	WLS	BF	H	R	ER	SO	BB	IBB	HBP	BLK	WP	HR	S	P	ERA	WHIP
Sid Fernandez, L ERA: 0.69	(1, 1)	7.0	L	25	2	1	1	6	2	0	0	0	0	0	35	43	1.29	0.571
Tom Gorman, L ERA: 2.7	(8, 1)	1.0		3	0	0	0	1	0	0	0	0	0	0	5	5	0.00	0.000

PITCHER	IP	WLS	BF	H	R	ER	SO	BB	IBB	HBP	BLK	WP	HR	S	P	ERA	WHIP

Batter	1	2	3	4	5	6	7	8	9	10	11	12	AB	R	H	RBI	BB	SO	LOB
Dan Gladden, R (1, 8) OBP: 0.297, SLG: 0.352	0-0 E 1B 1B		0-0 F7		0-0 5-3			0-0 F9			0-0 4-3		5	1	1	0	0	0	2
Manny Trillo, R (1, 4) OBP: 0.301, SLG: 0.270	0-0 E8 3-1 1-H 1B		0-0 G4-6-3 1-2f			SSS 0-3 K		BBBB 4-0 FC6 BB			0-0 1B 1B		4	0	2	0	1	1	1
Jeffrey Leonard, R (1, 7) OBP: 0.227, SLG: 0.248	0-0 6-3			0-0 F9		0-0 G3		0-0 FC6 1-2f			0-0 S 1-3 1B		5	0	1	0	0	0	2
Chili Davis, S (1, 9) OBP: 0.336, SLG: 0.425	0-0 3-1 2-3			0-0 L6		0-0 F5			0-0 F9		SSS 0-3 K		5	0	0	0	0	1	3
Chris Brown, R (1, 5) OBP: 0.318, SLG: 0.333	0-0 P3			0-0 1-3			0-0 2B		SSS 0-3 K		SSS 0-3 K 1-2		5	0	1	0	0	2	3
Bob Brenly, R (1, 2) OBP: 0.277, SLG: 0.378		0-0 F6			0-0 F4		SSS 0-3 K		0-0 6-3			0-0 F7	5	0	0	0	0	1	1
David Green, R (1, 3) Scot Thompson, L (8, 3) OBP: 0.159, SLG: 0.159		SSS 0-3 K			0-0 1B 2B		0-0 E6 G6-4-3			0-0 2-3		0-0 1B	3	1	1	0	0	1	1
													2	0	1	0	0	0	0
Jose Uribe, S (1, 6) OBP: 0.263, SLG: 0.293		SSS 0-3 K			0-0 SH1-6-4 2-H 1B		0-0 G6-4-3 1-2f			0-0 6-3		0-0 L4	5	0	1	1	0	1	3
Dave LaPoint, L (1, 1) OBP: 0.429, SLG: 0.500 Gary Rajsich, L (8, PH) OBP: 0.216, SLG: 0.206 Mark Davis, L (8, 1) Greg Minton, S (8, 1) Rob Deer, R (10, PH) OBP: 0.357, SLG: 0.615 Scott Garrelts, R (10, 1)			0-0 G4-6-3 1B		0-0 SH1-6-4 1-2			SSS 0-3 K		SSS 0-3 K		0-0 F8	1 1 0 0 1 1	0 0 0 0 0 0	1 0 0 0 0 0	0 0 0 0 1 1	0 1 0 0 0 0	0 0 0 0 1 1	0 0 0 0 0 1
Inning Stats	R: 1 H: 2 E: 1 LOB: 1 K: 0 BB: 0 S: 5 P: 5	R: 0 H: 0 E: 0 LOB: 0 K: 2 BB: 0 S: 7 P: 7	R: 0 H: 1 E: 0 LOB: 0 K: 0 BB: 0 S: 3 P: 3	R: 0 H: 0 E: 0 LOB: 0 K: 0 BB: 0 S: 3 P: 3	R: 1 H: 2 E: 0 LOB: 1 K: 0 BB: 0 S: 5 P: 5	R: 0 H: 0 E: 0 LOB: 0 K: 1 BB: 0 S: 5 P: 5	R: 0 H: 1 E: 1 LOB: 1 K: 1 BB: 0 S: 6 P: 6	R: 0 H: 0 E: 0 LOB: 1 K: 1 BB: 1 S: 5 P: 9	R: 0 H: 0 E: 0 LOB: 0 K: 1 BB: 0 S: 5 P: 5	R: 0 H: 0 E: 0 LOB: 0 K: 1 BB: 0 S: 5 P: 5	R: 0 H: 2 E: 0 LOB: 2 K: 2 BB: 0 S: 9 P: 9	R: 0 H: 1 E: 0 LOB: 1 K: 0 BB: 0 S: 4 P: 4	1B: 7 SF: 0 2B: 2 SAC: 1 3B: 0 DP: 2 HR: 0 HBP: 0						

PITCHER		IP	WLS	BF	H	R	ER	SO	BB	IBB	HBP	BLK	WP	HR	S	P	ERA	WHIP
Ron Darling, R ERA: 2.31	(1, 1)	9.0		33	6	2	2	6	1	0	0	0	0	0	44	48	2.00	0.778
Jesse Orosco, L ERA: 1.99	(10, 1)	2.0		8	2	0	0	3	0	0	0	0	0	0	14	14	0.00	1.000
Roger McDowell, R ERA: 4.15	(12, 1)	1.0	W	4	1	0	0	0	0	0	0	0	0	0	4	4	0.00	1.000

PITCHER	IP	WLS	BF	H	R	ER	SO	BB	IBB	HBP	BLK	WP	HR	S	P	ERA	WHIP

TOP

San Francisco Giants @ New York Mets

Shea Stadium, Flushing, NY

Fri May 17 1985, 7:05 PM EDT

Att. 23,428 - Unknown

livebaseballscorecards.com

AB	43
R	2
H	9
RBI	1
BB	1
SO	9
LOB	17

Batter	1	2	3	4	5	6	7	8	9	10	11	12	AB	R	H	RBI	BB	SO	LOB
Mookie Wilson, S (1, 8) OBP: 0.318, SLG: 0.400	6-3		6-3 2-3		FC5-4 1-2f			SH3-4 BB		F7		1-3	5	0	0	0	1	0	2
Kelvin Chapman, R (1, 4) OBP: 0.212, SLG: 0.167	G3		BB			5-3		SH3-4 1-2		K		E7 1B 1B	2	0	0	0	1	0	0
Wally Backman, S (10, PH) (11, 4) OBP: 0.333, SLG: 0.326													2	1	0	0	0	1	0
Keith Hernandez, L (1, 3) OBP: 0.392, SLG: 0.397	K		F8			F5		IBB		BB		1B 1-2 1B	4	0	1	0	2	1	2
Gary Carter, R (1, 2) OBP: 0.359, SLG: 0.435		K		CS 1B		6-3		F6		F9		1-2 2-H 1B	6	0	2	1	0	1	3
George Foster, R (1, 7) OBP: 0.291, SLG: 0.436		1-3		F8			HR BB	G3			K		4	1	0	0	1	1	3
Ray Knight, R (1, 5) OBP: 0.288, SLG: 0.302		2B		K 1-2			HR 1-H		F8		BB 1B		4	1	2	2	1	1	1
Terry Blocker, L (11, PR)													0	0	0	0	0	0	0
Roger McDowell, R (12, 1) OBP: 0.333, SLG: 0.200													0	0	0	0	0	0	0
John Christensen, R (1, 9) OBP: 0.278, SLG: 0.233		F9			5-3			F8	6-3		1-3 1B		3	0	0	0	0	0	1
Danny Heep, L (9, PH) (10, 9) OBP: 0.358, SLG: 0.450													2	0	1	0	0	0	0
Rafael Santana, R (1, 6) OBP: 0.282, SLG: 0.284			4-3		6-3			4-3	1B		K		5	0	1	0	0	1	2
Ron Darling, R (1, 1) OBP: 0.200, SLG: 0.300			6-3 2B		FC5-4 1B			6-3	4-3		F6		3	0	2	0	0	0	0
Rusty Staub, L (9, PH) OBP: 0.267, SLG: 0.357													1	0	0	0	0	0	1
Jesse Orosco, R (10, 1) OBP: 0.500, SLG: 0.500													0	0	0	0	0	0	0
Howard Johnson, S (11, PH) (12, 5) OBP: 0.238, SLG: 0.197													1	0	0	0	0	0	2
Inning Stats	R: 0 E: 0 K: 1 S: 5 H: 0 LOB: 0 BB: 0 P: 5	R: 0 E: 0 K: 1 S: 6 H: 1 LOB: 1 BB: 0 P: 6	R: 0 E: 0 K: 0 S: 4 H: 1 LOB: 2 BB: 1 P: 8	R: 0 E: 0 K: 1 S: 5 H: 1 LOB: 1 BB: 0 P: 5	R: 0 E: 0 K: 0 S: 4 H: 1 LOB: 1 BB: 0 P: 4	R: 0 E: 0 K: 0 S: 3 H: 0 LOB: 0 BB: 0 P: 3	R: 2 E: 0 K: 0 S: 4 H: 1 LOB: 0 BB: 1 P: 8	R: 0 E: 0 K: 0 S: 3 H: 0 LOB: 2 BB: 2 P: 11	R: 0 E: 0 K: 0 S: 4 H: 1 LOB: 1 BB: 0 P: 4	R: 0 E: 0 K: 1 S: 5 H: 0 LOB: 1 BB: 1 P: 9	R: 0 E: 0 K: 2 S: 8 H: 1 LOB: 2 BB: 1 P: 12	R: 1 E: 1 K: 0 S: 4 H: 2 LOB: 2 BB: 0 P: 4	1B: 6 2B: 3 3B: 0 HR: 1 SF: 0 SAC: 1 DP: 1 HBP: 0				WP: 0 PB: 0 SB: 0 CS: 1	PA: 49		

PITCHER		IP	WLS	BF	H	R	ER	SO	BB	IBB	HBP	BLK	WP	HR	S	P	ERA	WHIP
Dave LaPoint, L ERA: 1.95	(1, 1)	7.0		27	5	2	2	3	2	0	0	0	0	1	31	39	2.57	1.000
Mark Davis, L ERA: 1.48	(8, 1)	0.1		3	0	0	0	0	1	1	0	0	0	0	1	9	0.00	3.000
Greg Minton, R ERA: 3.12	(8, 1)	1.2		6	1	0	0	0	0	0	0	0	0	0	6	6	0.00	0.600
Scott Garrelts, R ERA: 1.78	(10, 1)	2.1	L	13	3	1	0	3	2	0	0	0	0	0	17	25	0.00	2.143

PITCHER	IP	WLS	BF	H	R	ER	SO	BB	IBB	HBP	BLK	WP	HR	S	P	ERA	WHIP

BOTTOM

San Francisco Giants @ New York Mets

Shea Stadium, Flushing, NY

Fri May 17 1985, 7:05 PM EDT

Att. 23,428 - Unknown

livebaseballscorecards.com

AB	42
R	3
H	9
RBI	3
BB	6
SO	6
LOB	17

Batter	1	2	3	4	5	6	7	8	9	10	AB	R	H	RBI	BB	SO	LOB
Dan Gladden, R (1, 8) OBP: 0.294, SLG: 0.341	F6		5-3			F3		F8		1B IBB	4	1	0	0	1	0	0
Manny Trillo, R (1, 4) OBP: 0.299, SLG: 0.263 Gary Rajsich, L (10, PH) OBP: 0.237, SLG: 0.229 Greg Minton, S (10, 1)	5-3			F9		F8			FC3-6 WP BB	1B 1-3 2-H 3-H 1B	3 1 0	0 0 0	0 1 0	0 2 0	1 0 0	0 0 0	0 0 0
Jeffrey Leonard, R (1, 7) OBP: 0.226, SLG: 0.246	K			K		L9			6-3 1-2	2B 1-3 3-H 1B	5	1	1	1	0	2	1
Chili Davis, S (1, 9) OBP: 0.360, SLG: 0.474		CS BB		E8 1B			HR		FC3-6 IBB	HR 1-H 2B	3	2	3	2	2	0	0
Chris Brown, R (1, 5) OBP: 0.313, SLG: 0.356		F7		F8			F8		FC3-6 1-2f 2-3	HR 3-H HR	5	1	1	2	0	0	4
Scot Thompson, L (1, 3) OBP: 0.204, SLG: 0.224		K			4-3 2B		G5-4-3 1B		K	BB 1B	5	0	3	0	0	2	3
Alex Trevino, R (1, 2) OBP: 0.289, SLG: 0.314		CS 1-2	5-3		K		G5-4-3 1-2f			SH1-4 SH 1B 1B BB 1-2	4	1	1	0	1	1	2
Jose Uribe, S (1, 6) OBP: 0.263, SLG: 0.313			SH1-3 3B		4-3 2-3			4-3		SH SH1-4 1B L7	4	2	1	0	0	0	3
Bill Laskey, R (1, 1) Mark Davis, L (8, 1) Duane Kuiper, L (10, PH) OBP: 1.000, SLG: 1.000 Brad Wellman, R (10, 4) OBP: 0.343, SLG: 0.333			SH1-3 3-H		K			F8		SH1-4 1-2 2-3	2 0 0 0	0 0 0 0	0 0 0 0	1 0 0 0	0 0 0 0	1 0 0 0	1 0 0 0
Inning Stats	R: 0 E: 0 K: 1 S: 5 H: 0 LOB: 0 BB: 0 P: 5	R: 0 E: 0 K: 1 S: 4 H: 0 LOB: 0 BB: 1 P: 8	R: 1 E: 0 K: 0 S: 4 H: 1 LOB: 0 BB: 0 P: 4	R: 0 E: 1 K: 1 S: 6 H: 1 LOB: 1 BB: 0 P: 6	R: 0 E: 0 K: 2 S: 8 H: 1 LOB: 1 BB: 0 P: 8	R: 0 E: 0 K: 0 S: 3 H: 0 LOB: 0 BB: 0 P: 3	R: 1 E: 0 K: 0 S: 4 H: 2 LOB: 0 BB: 0 P: 4	R: 0 E: 0 K: 0 S: 3 H: 0 LOB: 0 BB: 0 P: 3	R: 0 E: 0 K: 1 S: 5 H: 0 LOB: 2 BB: 2 P: 13	R: 6 E: 0 K: 0 S: 9 H: 6 LOB: 2 BB: 2 P: 17	1B: 6 2B: 2 3B: 1 HR: 2	SF: 0 SAC: 3 DP: 1 HBP: 0						

PITCHER	IP	WLS	BF	H	R	ER	SO	BB	IBB	HBP	BLK	WP	HR	S	P	ERA	WHIP
Ed Lynch, R (1, 1) ERA: 2.68	8.0		28	5	2	2	5	1	0	0	0	0	1	37	41	2.25	0.750
Wes Gardner, R (9, 1) ERA: 18.0	2.0	L	16	6	6	6	1	2	2	0	0	1	1	14	30	27.00	4.000

PITCHER	IP	WLS	BF	H	R	ER	SO	BB	IBB	HBP	BLK	WP	HR	S	P	ERA	WHIP

TOP

San Francisco Giants @ New York Mets

Shea Stadium, Flushing, NY

Sat May 18 1985, 7:05 PM EDT

Att. 32,646 - Unknown

livebaseballscorecards.com

AB	36
R	8
H	11
RBI	8
BB	5
SO	6
LOB	14

WP: 1	PA: 45		
PB: 0			
SB: 0			
CS: 1			

Batter	1	2	3	4	5	6	7	8	9	10	AB	R	H	RBI	BB	SO	LOB
Wally Backman, S (1, 4) OBP: 0.333, SLG: 0.326	x 0-0 FC6-4 1B		x 0-0 ② F9		x 0-0 ② G3 2-3			x 0-0 ① SH5-4 1-2			3	0	1	0	0	0	1
Mookie Wilson, S (1, 8) OBP: 0.306, SLG: 0.385	x 0-0 ① FC6-4 F8 S 1-2f		x 0-0 ③ F8		x 0-0 ③ B5-3			S S S 0-3 ② K			4	0	0	0	0	1	4
Keith Hernandez, L (1, 3) OBP: 0.388, SLG: 0.387	B B B B 4-0 1-2 BB			x 0-0 E4 HR		x 0-0 ① F8		x 0-0 ③ 6-3			3	1	0	0	1	0	2
Gary Carter, R (1, 2) OBP: 0.348, SLG: 0.420	x 0-0 ② F8 2-3			x 0-0 ① P4		x 0-0 ② F7			S S S 0-3 ① K		4	0	0	0	0	1	3
George Foster, R (1, 7) OBP: 0.289, SLG: 0.463	x 0-0 ③ F3			x 0-0 1-H HR		S S S 0-3 ③ K			x 0-0 ② 6-3		4	1	1	2	0	1	2
Danny Heep, L (1, 9) OBP: 0.343, SLG: 0.429		x 0-0 ① 6-3		S S S 0-3 ② K			x 0-0 ① F7		S S S 0-3 ③ K		3	0	0	0	0	1	0
John Christensen, R (9, PH) OBP: 0.270, SLG: 0.226 (10, 9)											1	0	0	0	0	1	0
Ray Knight, R (1, 5) OBP: 0.268, SLG: 0.277		x 0-0 ② 6-3		x 0-0 ③ F8			x 0-0 ② 1-3		x 0-0 ① F8		4	0	0	0	0	0	0
Rafael Santana, R (1, 6) OBP: 0.281, SLG: 0.283		x 0-0 ③ F7			x 0-0 G3 S 1B		x 0-0 ③ 6-3		x 0-0 ② 5-3		4	0	1	0	0	0	0
Ed Lynch, R (1, 1) OBP: 0.133, SLG: 0.071		S S S 0-3 ① K			S S S 0-3 ① K 1-2			x 0-0 SH5-4 1B	x 0-0 ③ F8		2	0	0	0	0	2	1
Rusty Staub, L (8, PH) OBP: 0.313, SLG: 0.400											1	0	1	0	0	0	0
Terry Blocker, L (8, PR)											0	0	0	0	0	0	0
Wes Gardner, R (9, 1)											0	0	0	0	0	0	0
Howard Johnson, S (10, PH) OBP: 0.235, SLG: 0.194											1	0	0	0	0	0	0
Inning Stats	R: 0 H: 1 E: 0 LOB: 2 K: 0 BB: 1 S: 4 P: 8	R: 0 H: 0 E: 0 LOB: 0 K: 0 BB: 0 S: 3 P: 3	R: 0 H: 0 E: 0 LOB: 0 K: 1 BB: 0 S: 5 P: 5	R: 2 H: 1 E: 1 LOB: 0 K: 1 BB: 0 S: 7 P: 7	R: 0 H: 1 E: 0 LOB: 1 K: 1 BB: 0 S: 6 P: 6	R: 0 H: 0 E: 0 LOB: 0 K: 1 BB: 0 S: 5 P: 5	R: 0 H: 0 E: 0 LOB: 0 K: 0 BB: 0 S: 3 P: 3	R: 0 H: 1 E: 0 LOB: 2 K: 1 BB: 0 S: 6 P: 6	R: 0 H: 0 E: 0 LOB: 0 K: 2 BB: 0 S: 7 P: 7	R: 0 H: 0 E: 0 LOB: 0 K: 0 BB: 0 S: 3 P: 3	1B: 3 SF: 0 2B: 0 SAC: 1 3B: 0 DP: 0 HR: 1 HBP: 0						

PITCHER		IP	WLS	BF	H	R	ER	SO	BB	IBB	HBP	BLK	WP	HR	S	P	ERA	WHIP
Bill Laskey, R ERA: 4.46	(1, 1)	7.1		28	4	2	1	4	1	0	0	0	0	1	35	39	1.23	0.682
Mark Davis, L ERA: 1.38	(8, 1)	1.2	W	5	0	0	0	3	0	0	0	0	0	0	11	11	0.00	0.000
Greg Minton, R ERA: 2.95	(10, 1)	1.0		3	0	0	0	0	0	0	0	0	0	0	3	3	0.00	0.000

PITCHER	IP	WLS	BF	H	R	ER	SO	BB	IBB	HBP	BLK	WP	HR	S	P	ERA	WHIP

BOTTOM

San Francisco Giants @ New York Mets

Shea Stadium, Flushing, NY

Sat May 18 1985, 7:05 PM EDT
Att. 32,646 - Unknown

livebaseballscorecards.com

AB	34
R	2
H	4
RBI	2
BB	1
SO	7
LOB	13

WP: 0	PA: 36		
PB: 0			
SB: 2			
CS: 0			

Batter	1	2	3	4	5	6	7	8	9	AB	R	H	RBI	BB	SO	LOB
Dan Gladden, R (1, 8) OBP: 0.306, SLG: 0.343	BBBB 4-0 HR BB		x 0-0 S 1B		x 0-0 ② F9			BBBB 4-0 FC1-6 BB		2	1	1	0	2	0	0
Manny Trillo, R (1, 4) OBP: 0.290, SLG: 0.254	x 0-0 ① P6		x 0-0 ① 5-3 1-2		SSS 0-3 ③ K			x 0-0 ① FC1-6 G6-4-3 1-2f		4	0	0	0	0	1	3
Jeffrey Leonard, R (1, 7) OBP: 0.226, SLG: 0.269	x 0-0 1-H HR		SSS 0-3 ② K			x 0-0 ① 1-3		x 0-0 ②③ G6-4-3 1-2f		4	1	1	2	0	1	2
Chili Davis, S (1, 9) OBP: 0.357, SLG: 0.462	BBBB 4-0 CS BB		x 0-0 ③ F3			x 0-0 ② F5			x 0-0 ① 3-1	3	0	0	0	1	0	1
Chris Brown, R (1, 5) OBP: 0.302, SLG: 0.343	x 0-0 ② F3			SSS 0-3 ① K		x 0-0 ③ F8			SSS 0-3 ② K	4	0	0	0	0	2	1
David Green, R (1, 3) OBP: 0.237, SLG: 0.217	0-0 ③ CS 1-2	SSS 0-3 ① K		x 0-0 ② 5-3			x 0-0 ① 3-1		x 0-0 1B	4	0	1	0	0	1	0
Alex Trevino, R (1, 2) OBP: 0.317, SLG: 0.306 Scot Thompson, L (9, PH) OBP: 0.200, SLG: 0.220		x 0-0 ② 5-3		BBBB 4-0 FC5-4 BB			BBBB 4-0 FC4-6 BB		x 0-0 ③ 4-3	1 1	0 0	0 0	0 0	2 0	0 0	0 1
Jose Uribe, S (1, 6) OBP: 0.265, SLG: 0.323		x 0-0 2B		x 0-0 ③ FC5-4 1-2f			x 0-0 ② FC4-6 1-2f			3	0	1	0	0	0	2
Jim Gott, R (1, 1) OBP: 0.267, SLG: 0.667 Mark Davis, L (6, 1) Scott Garrelts, R (6, 1) Gary Rajsich, L (7, PH) OBP: 0.231, SLG: 0.222 Greg Minton, S (7, 1)		SSS 0-3 ③ K			SSS 0-3 ① K		x 0-0 ③ G3			2 0 0 1 0	0 0 0 0 0	0 0 0 0 0	0 0 0 0 0	0 0 0 0 0	2 0 0 0 0	1 0 0 1 0
Inning Stats	R: 2 E: 0 K: 0 S: 3 / H: 1 LOB: 0 BB: 2 P: 11	R: 0 E: 0 K: 2 S: 8 / H: 1 LOB: 1 BB: 0 P: 8	R: 0 E: 0 K: 1 S: 6 / H: 1 LOB: 1 BB: 0 P: 6	R: 0 E: 0 K: 1 S: 5 / H: 0 LOB: 1 BB: 1 P: 9	R: 0 E: 0 K: 2 S: 7 / H: 0 LOB: 0 BB: 0 P: 7	R: 0 E: 0 K: 0 S: 3 / H: 0 LOB: 0 BB: 0 P: 3	R: 0 E: 0 K: 0 S: 3 / H: 0 LOB: 1 BB: 1 P: 7	R: 0 E: 0 K: 0 S: 2 / H: 0 LOB: 0 BB: 1 P: 6	R: 0 E: 0 K: 1 S: 6 / H: 1 LOB: 1 BB: 0 P: 6	1B: 2 2B: 1 3B: 0 HR: 1	SF: 0 SAC: 0 DP: 1 HBP: 0						

TOP

San Francisco Giants @ New York Mets

Shea Stadium, Flushing, NY

Sun May 19 1985, 3:33 AM EDT

Att. 50,369 - Sunny

livebaseballscorecards.com

AB	29
R	2
H	4
RBI	2
BB	5
SO	7
LOB	12

PITCHER		IP	WLS	BF	H	R	ER	SO	BB	IBB	HBP	BLK	WP	HR	S	P	ERA	WHIP
Tom Gorman, L ERA: 2.79	(1, 1)	6.0	W	23	3	2	2	6	3	0	0	0	0	1	32	44	3.00	1.000
Roger McDowell, R ERA: 3.72	(7, 1)	3.0	S	11	1	0	0	1	2	0	0	0	0	0	11	19	0.00	1.000

PITCHER	IP	WLS	BF	H	R	ER	SO	BB	IBB	HBP	BLK	WP	HR	S	P	ERA	WHIP

Batter	1	2	3	4	5	6	7	8	9	AB	R	H	RBI	BB	SO	LOB
Wally Backman, S (1, 4) OBP: 0.327, SLG: 0.319	B2			1-3		PB BB 1B 1-2 1B		6-3		2	0	0	0	0	0	0
Kelvin Chapman, R (6, PH) OBP: 0.222, SLG: 0.180 (7, 4)										2	1	1	0	0	0	0
Mookie Wilson, S (1, 8) OBP: 0.304, SLG: 0.380	3-1			6-3		F8		5-3 1B		4	0	1	0	0	0	2
Keith Hernandez, L (1, 3) OBP: 0.391, SLG: 0.385	L7			1B		BBBB PB 1B 1-2 2-3 BB		5-3 1-3		3	1	1	0	1	0	1
Danny Heep, L (1, 7) OBP: 0.347, SLG: 0.431		G6-4-3 1B		F7		BBBB 1B 1-2 2-3 3-H BB		SSS K		2	0	1	0	0	0	1
Gary Carter, R (6, PH) OBP: 0.353, SLG: 0.420										0	0	0	0	1	0	0
Roger McDowell, R (7, 1) OBP: 0.286, SLG: 0.167										1	0	0	0	0	1	1
Howard Johnson, S (1, 5) OBP: 0.238, SLG: 0.200		F5			B3	1-3 2-H 3-H 1B				3	0	1	2	0	0	1
John Christensen, R (1, 9) OBP: 0.250, SLG: 0.206		G6-4-3 1-2f			6-3	SSS K				3	0	0	0	0	1	3
Clint Hurdle, L (1, 2) OBP: 0.250, SLG: 0.267			F8		3-1		BBBB FC1-6 BB			2	0	0	0	1	0	0
Rafael Santana, R (1, 6) OBP: 0.274, SLG: 0.275			F7			E5 BB 1B PB	FC1-6 G5-4-3 1-2f			3	1	0	0	0	0	1
Tom Gorman, L (1, 1)			SSS K			SSS K	G5-4-3 1-2f			1	0	0	0	0	1	0
Terry Blocker, L (6, PH)										0	0	0	0	0	0	0
Ron Gardenhire, R (6, PH) OBP: 0.250, SLG: 0.211										1	0	0	0	0	1	1
George Foster, R (7, 7) OBP: 0.286, SLG: 0.458										1	0	0	0	0	0	1
Inning Stats	R: 0 E: 0 K: 0 S: 3 H: 0 LOB: 0 BB: 0 P: 3	R: 0 E: 0 K: 0 S: 3 H: 1 LOB: 0 BB: 0 P: 3	R: 0 E: 0 K: 1 S: 5 H: 0 LOB: 0 BB: 0 P: 5	R: 0 E: 0 K: 0 S: 4 H: 1 LOB: 1 BB: 0 P: 4	R: 0 E: 0 K: 0 S: 3 H: 0 LOB: 0 BB: 0 P: 3	R: 3 E: 1 K: 2 S: 10 H: 2 LOB: 2 BB: 2 P: 18	R: 0 E: 0 K: 0 S: 2 H: 0 LOB: 0 BB: 1 P: 6	R: 0 E: 0 K: 1 S: 6 H: 1 LOB: 1 BB: 0 P: 6		1B: 5 2B: 0 3B: 0 HR: 0	SF: 0 SAC: 0 DP: 2 HBP: 0						

PITCHER		IP	WLS	BF	H	R	ER	SO	BB	IBB	HBP	BLK	WP	HR	S	P	ERA	WHIP
Jim Gott, R ERA: 2.63	(1, 1)	5.0		17	2	1	1	1	0	0	0	0	0	0	19	19	1.80	0.400
Mark Davis, L ERA: 2.03	(6, 1)	0.2	L	4	1	0	0	1	1	0	0	0	0	0	5	9	0.00	3.000
Scott Garrelts, R ERA: 1.75	(6, 1)	0.1		3	1	2	1	1	1	0	0	0	0	0	4	8	27.00	6.000
Greg Minton, R ERA: 2.66	(7, 1)	2.0		7	1	0	0	1	1	0	0	0	0	0	8	12	0.00	1.000

PITCHER	IP	WLS	BF	H	R	ER	SO	BB	IBB	HBP	BLK	WP	HR	S	P	ERA	WHIP

BOTTOM

San Francisco Giants @ New York Mets

Shea Stadium, Flushing, NY

Sun May 19 1985, 3:33 AM EDT
Att. 50,369 - Sunny

livebaseballscorecards.com

AB	28
R	3
H	5
RBI	2
BB	3
SO	4
LOB	12

Batter	1	2	3	4	5	6	7	8	9	AB	R	H	RBI	BB	SO	LOB
Tim Flannery, L (1, 4) OBP: 0.352, SLG: 0.373	K	FC4-6, 1-2, 1B			4-3		1B		F7	5	0	2	0	0	1	1
Tony Gwynn, L (1, 9) OBP: 0.359, SLG: 0.462	4-3	FC4-6, 1-2f			6-3		F7			4	0	0	0	0	0	3
Steve Garvey, R (1, 3) OBP: 0.327, SLG: 0.507	2B		WP, 1B		K			F2		4	0	2	0	0	1	0
Graig Nettles, L (1, 5) OBP: 0.425, SLG: 0.414	K		F7, 1-2			G1		1B		4	0	1	0	0	1	2
Kevin McReynolds, R (1, 8) OBP: 0.311, SLG: 0.400		HR	F6			F8		K		4	1	1	1	0	1	2
Terry Kennedy, L (1, 2) OBP: 0.288, SLG: 0.415		K	F6			1B		K		4	0	1	0	0	2	2
Carmelo Martinez, R (1, 7) OBP: 0.339, SLG: 0.490		1B, 2B		F4		F7			K	4	1	1	0	0	1	1
Garry Templeton, S (1, 6) OBP: 0.291, SLG: 0.390		K		K			4-3		1B, SH1-6-4	4	0	1	0	0	2	1
LaMarr Hoyt, R (1, 1) OBP: 0.053, SLG: 0.053		1B, 2-H, 1B		K			3-1		SH1-6-4, 1-2	3	0	1	1	0	1	0
Inning Stats	R: 0 E: 0 K: 2 S: 8 / H: 1 LOB: 1 BB: 0 P: 8	R: 2 E: 0 K: 2 S: 11 / H: 4 LOB: 2 BB: 0 P: 11	R: 0 E: 0 K: 0 S: 4 / H: 1 LOB: 1 BB: 0 P: 4	R: 0 E: 0 K: 2 S: 7 / H: 0 LOB: 0 BB: 0 P: 7	R: 0 E: 0 K: 1 S: 5 / H: 0 LOB: 0 BB: 0 P: 5	R: 0 E: 0 K: 0 S: 4 / H: 1 LOB: 1 BB: 0 P: 4	R: 0 E: 0 K: 0 S: 4 / H: 1 LOB: 1 BB: 0 P: 4	R: 0 E: 0 K: 2 S: 8 / H: 1 LOB: 1 BB: 0 P: 8	R: 0 E: 0 K: 1 S: 6 / H: 1 LOB: 1 BB: 0 P: 6	1B: 7 2B: 2 3B: 0 HR: 1	SF: 0 SAC: 1 DP: 0 HBP: 0						

PITCHER		IP	WLS	BF	H	R	ER	SO	BB	IBB	HBP	BLK	WP	HR	S	P	ERA	WHIP
Dwight Gooden, R ERA: 1.69	(1, 1)	8.0	L	33	9	2	2	9	0	0	0	0	1	1	51	51	2.25	1.125
Joe Sambito, L ERA: 6.75	(9, 1)	1.0		4	1	0	0	1	0	0	0	0	0	0	6	6	0.00	1.000

PITCHER		IP	WLS	BF	H	R	ER	SO	BB	IBB	HBP	BLK	WP	HR	S	P	ERA	WHIP

TOP

San Diego Padres @ New York Mets

Shea Stadium, Flushing, NY

Mon May 20 1985, 7:05 PM EDT

Att. 36,672 - Unknown

livebaseballscorecards.com

AB	36
R	2
H	10
RBI	2
BB	0
SO	10
LOB	12

1B: 7	SF: 0	WP: 1	PA: 37
2B: 2	SAC: 1	PB: 0	
3B: 0	DP: 0	SB: 0	
HR: 1	HBP: 0	CS: 0	

San Diego Padres @ New York Mets

Shea Stadium, Flushing, NY

Mon May 20 1985, 7:05 PM EDT

Att. 36,672 - Unknown

livebaseballscorecards.com

Batter	1	2	3	4	5	6	7	8	9	AB	R	H	RBI	BB	SO	LOB
Wally Backman, S (1, 4) OBP: 0.324, SLG: 0.326	0-0 1B G1-2-3 2B		0-0 F1		0-0 G1-6-3 2-3			0-0 F7		4	0	1	0	0	0	2
Mookie Wilson, S (1, 8) OBP: 0.311, SLG: 0.384	0-0 G1-2-3 S 2-3 1B		0-3 K		0-3 K			0-0 1B		4	0	2	0	0	2	2
Keith Hernandez, L (1, 3) OBP: 0.387, SLG: 0.376	4-0 G1-2-3 1-2 BB		0-0 4-3			0-0 F7		0-0 F2		3	0	0	0	1	0	2
Gary Carter, R (1, 2) OBP: 0.350, SLG: 0.409	0-0 G1-2-3 1-2 2-3 3-Hf			4-0 BB		0-0 6-3			0-0 F5	3	0	0	0	1	0	3
George Foster, R (1, 7) OBP: 0.274, SLG: 0.437	0-0 F7			0-0 F8		0-0 F9			0-0 F6	4	0	0	0	0	0	3
Danny Heep, L (1, 9) OBP: 0.329, SLG: 0.406		0-0 F9		0-0 F8			0-0 4-3		0-0 F8	4	0	0	0	0	0	1
Howard Johnson, S (1, 5) OBP: 0.230, SLG: 0.192		0-0 4-3		0-0 F4			0-0 F9			3	0	0	0	0	0	1
Rafael Santana, R (1, 6) OBP: 0.275, SLG: 0.277		0-0 5-3			0-0 G1-6-3 SH1-4 1B		0-3 K			3	0	1	0	0	1	0
Dwight Gooden, R (1, 1) OBP: 0.292, SLG: 0.190			0-0 E1		0-0 SH1-4 1-2			0-0 4-3		1	0	0	0	0	0	0
Terry Blocker, L (8, PH)										1	0	0	0	0	0	0
Joe Sambito, L (9, 1)										0	0	0	0	0	0	0

Inning Stats	1	2	3	4	5	6	7	8	9	1B	SF	WP	PA
	R: 0 H: 2 E: 0 LOB: 2 K: 0 BB: 1 S: 4 P: 8	R: 0 H: 0 E: 0 LOB: 0 K: 0 BB: 0 S: 3 P: 3	R: 0 H: 0 E: 1 LOB: 1 K: 1 BB: 0 S: 6 P: 6	R: 0 H: 0 E: 0 LOB: 1 K: 0 BB: 1 S: 3 P: 7	R: 0 H: 1 E: 0 LOB: 1 K: 1 BB: 0 S: 6 P: 6	R: 0 H: 0 E: 0 LOB: 0 K: 0 BB: 0 S: 3 P: 3	R: 0 H: 0 E: 0 LOB: 0 K: 1 BB: 0 S: 5 P: 5	R: 0 H: 1 E: 0 LOB: 1 K: 0 BB: 0 S: 4 P: 4	R: 0 H: 0 E: 0 LOB: 0 K: 0 BB: 0 S: 3 P: 3	1B: 3 2B: 1 3B: 0 HR: 0	SF: 0 SAC: 1 DP: 1 HBP: 0	WP: 0 PB: 0 SB: 1 CS: 0	PA: 33

PITCHER	IP	WLS	BF	H	R	ER	SO	BB	IBB	HBP	BLK	WP	HR	S	P	ERA	WHIP
LaMarr Hoyt, R (1, 1) ERA: 4.25	9.0	W	33	4	0	0	3	2	0	0	0	0	0	37	45	0.00	0.667

PITCHER	IP	WLS	BF	H	R	ER	SO	BB	IBB	HBP	BLK	WP	HR	S	P	ERA	WHIP

AB	R	H	RBI	BB	SO	LOB
4	0	1	0	0	0	2
4	0	2	0	0	2	2
3	0	0	0	1	0	2
3	0	0	0	1	0	3
4	0	0	0	0	0	3
4	0	0	0	0	0	1
3	0	0	0	0	0	1
3	0	1	0	0	1	0
1	0	0	0	0	0	0
1	0	0	0	0	0	0
0	0	0	0	0	0	0

Batter	1	2	3	4	5	6	7	8	9	10	AB	R	H	RBI	BB	SO	LOB
Tim Flannery, L (1, 4) OBP: 0.358, SLG: 0.365	BBBB 4-0 G4-6-3 BB		BBBB 4-0 BB			x 0-0 ① F9	x 0-0 ① SH1-4 1-2		x 0-0 ③ F8		2	0	0	0	2	0	0
Tony Gwynn, L (1, 9) OBP: 0.360, SLG: 0.459	SSS 0-3 ① K		SSS 0-3 ③ K			x 0-0 1B 1B 1B	x 0-0 ② 4-3			x 0-0 G3 6-3 1B 1B	5	2	2	0	0	2	4
Steve Garvey, R (1, 3) OBP: 0.316, SLG: 0.490	x 0-0 ② ③ G4-6-3 1-2f			x 0-0 ① F2		x 0-0 ② F9	x 0-0 ③ 5-3			x 0-0 ① 6-3 1-2	5	0	0	0	0	0	4
Graig Nettles, L (1, 5) OBP: 0.424, SLG: 0.407		BBBB 4-0 G4-6-3 BB		x 0-0 ② F8		x 0-0 1B 1-2 HR 1B		x 0-0 ① G3		x 0-0 ② G3 2-3	4	1	1	0	1	0	1
Kevin McReynolds, R (1, 8) OBP: 0.314, SLG: 0.396		SSS 0-3 ① K		x 0-0 ③ F7		x 0-0 1-2 2-H HR 1B		x 0-0 E6 FC6-4		4-0 1B IBB	4	1	1	1	1	1	1
Terry Kennedy, L (1, 2) OBP: 0.292, SLG: 0.438		x 0-0 ② ③ G4-6-3 1-2f			x 0-0 ① F6	x 0-0 1-H 2-H HR		x 0-0 ② F7		x 0-0 1-3 3-H 1B	5	1	2	4	0	0	2
Carmelo Martinez, R (1, 7) OBP: 0.342, SLG: 0.481			BBBB 4-0 SH1-4 BB		SSS 0-3 ② K	x 0-0 1B	x 0-0 ③ FC6-4 1-2f			x 0-0 ③ F7	4	0	1	0	1	1	3
Garry Templeton, S (1, 6) OBP: 0.290, SLG: 0.394			x 0-0 ① F7		x 0-0 2B	x 0-0 ③ F9			x 0-0 ① 4-3		4	0	1	0	0	0	2
Eric Show, R (1, 1) OBP: 0.125, SLG: 0.125			x 0-0 ② SH1-4 1-2		SSS 0-3 ③ K		x 0-0 SH1-4 1B		x 0-0 ② F7		0	0	0	0	0	0	0
Bobby Brown, S (5, PH) OBP: 0.167, SLG: 0.182											1	0	0	0	0	1	1
Greg Booker, R (5, 1)											0	0	0	0	0	0	0
Craig Lefferts, L (6, 1) OBP: 0.500, SLG: 0.500											1	0	1	0	0	0	0
Luis DeLeon, R (7, 1) OBP: 0.333, SLG: 0.333											0	0	0	0	0	0	0
Al Bumbry, L (9, PH) OBP: 0.412, SLG: 0.406											1	0	0	0	0	0	0
Mark Thurmond, L (9, 1)											0	0	0	0	0	0	0
Rich Gossage, R (10, 1)											0	0	0	0	0	0	0
Inning Stats	R: 0 E: 0 K: 1 S: 4 H: 0 LOB: 0 BB: 1 P: 8	R: 0 E: 0 K: 1 S: 4 H: 0 LOB: 0 BB: 1 P: 8	R: 0 E: 0 K: 1 S: 5 H: 0 LOB: 2 BB: 2 P: 13	R: 0 E: 0 K: 0 S: 3 H: 0 LOB: 0 BB: 0 P: 3	R: 0 E: 0 K: 2 S: 8 H: 1 LOB: 1 BB: 0 P: 8	R: 4 E: 0 K: 0 S: 8 H: 5 LOB: 1 BB: 0 P: 8	R: 0 E: 0 K: 0 S: 4 H: 1 LOB: 1 BB: 0 P: 4	R: 0 E: 1 K: 0 S: 4 H: 0 LOB: 1 BB: 0 P: 4	R: 0 E: 0 K: 0 S: 3 H: 0 LOB: 0 BB: 0 P: 3	R: 1 E: 0 K: 0 S: 5 H: 2 LOB: 2 BB: 1 P: 9	1B: 7 2B: 1 3B: 0 HR: 1 SF: 0 SAC: 2 DP: 2 HBP: 0						

PITCHER		IP	WLS	BF	H	R	ER	SO	BB	IBB	HBP	BLK	WP	HR	S	P	ERA	WHIP
Ron Darling, R ERA: 2.66	(1, 1)	6.0		26	6	4	4	5	4	0	0	0	0	1	32	48	6.00	1.667
Roger McDowell, R ERA: 3.38	(7, 1)	3.0		11	1	0	0	0	0	0	0	0	0	0	11	11	0.00	0.333
Jesse Orosco, L ERA: 2.28	(10, 1)	1.0	L	6	2	1	1	0	0	1	0	0	0	0	5	9	9.00	2.000

PITCHER	IP	WLS	BF	H	R	ER	SO	BB	IBB	HBP	BLK	WP	HR	S	P	ERA	WHIP

TOP

San Diego Padres @ New York Mets

Shea Stadium, Flushing, NY

Wed May 22 1985, 7:05 PM EDT
Att. 23,468 - Unknown

livebaseballscorecards.com

AB	36
R	5
H	9
RBI	5
BB	5
SO	5
LOB	18

WP: 0 PA: 43
PB: 0
SB: 0
CS: 0

1B: 7 SF: 0
2B: 1 SAC: 2
3B: 0 DP: 2
HR: 1 HBP: 0

Batter	1	2	3	4	5	6	7	8	9	10	AB	R	H	RBI	BB	SO	LOB
Wally Backman, S (1, 4) OBP: 0.315, SLG: 0.316	G3		E5 3B 1-3	F7			6-3		F8		3	1	0	0	0	0	2
Kelvin Chapman, R (7, PH) OBP: 0.214, SLG: 0.173 (8, 4)											2	0	0	0	0	0	0
Mookie Wilson, S (1, 8) OBP: 0.306, SLG: 0.393	K		1B 3B 2-H 3-H	G3			K		6-3		5	1	1	2	0	2	1
Keith Hernandez, L (1, 3) OBP: 0.394, SLG: 0.380	1B		K		S 1B		BB BB			K	4	0	2	0	1	2	1
Gary Carter, R (1, 2) OBP: 0.359, SLG: 0.412	F8		1-3 1B 3-H		5-3 1-2		BB 1-2			1B	4	0	2	1	1	0	2
Terry Blocker, L (10, PR)											0	0	0	0	0	0	0
George Foster, R (1, 7) OBP: 0.270, SLG: 0.457		HR	1-3 1-2		6-3		F2			K	5	1	1	1	0	1	5
Danny Heep, L (1, 9) OBP: 0.346, SLG: 0.403		BB G1-6-3	BB		F9			L3-4 1B		F8	3	0	1	0	2	0	2
Howard Johnson, S (1, 5) OBP: 0.220, SLG: 0.183		K	F5			K		L3-4 1-2			4	0	0	0	0	2	4
Rafael Santana, R (1, 6) OBP: 0.274, SLG: 0.276		G1-6-3 1-2f		1B		F9		F2			4	0	1	0	0	0	1
Ron Darling, R (1, 1) OBP: 0.227, SLG: 0.318			E 3B 1B	K		F6				K	2	1	1	0	0	1	1
Ray Knight, R (6, PH) OBP: 0.263, SLG: 0.271											1	0	0	0	0	0	0
Roger McDowell, R (7, 1) OBP: 0.286, SLG: 0.167											0	0	0	0	0	0	0
John Christensen, R (9, PH) OBP: 0.244, SLG: 0.200											1	0	0	0	0	1	0
Jesse Orosco, R (10, 1) OBP: 0.500, SLG: 0.500											0	0	0	0	0	0	0
Inning Stats	R: 0 H: 1 E: 0 LOB: 1 K: 1 BB: 0 S: 6 P: 6	R: 1 H: 1 E: 0 LOB: 0 K: 1 BB: 1 S: 5 P: 9	R: 3 H: 3 E: 1 LOB: 2 K: 1 BB: 1 S: 9 P: 13	R: 0 H: 1 E: 0 LOB: 1 K: 1 BB: 0 S: 6 P: 6	R: 0 H: 1 E: 0 LOB: 1 K: 0 BB: 0 S: 4 P: 4	R: 0 H: 0 E: 0 LOB: 0 K: 1 BB: 0 S: 5 P: 5	R: 0 H: 0 E: 0 LOB: 2 K: 1 BB: 2 S: 5 P: 13	R: 0 H: 1 E: 0 LOB: 0 K: 0 BB: 0 S: 3 P: 3	R: 0 H: 0 E: 0 LOB: 0 K: 1 BB: 0 S: 5 P: 5	R: 0 H: 1 E: 0 LOB: 1 K: 2 BB: 0 S: 8 P: 8	1B: 7 SF: 0 2B: 1 SAC: 0 3B: 1 DP: 2 HR: 1 HBP: 0						

PITCHER		IP	WLS	BF	H	R	ER	SO	BB	IBB	HBP	BLK	WP	HR	S	P	ERA	WHIP
Eric Show, R ERA: 3.14	(1, 1)	4.0		20	6	4	3	4	2	0	0	0	0	1	26	34	6.75	2.000
Greg Booker, R ERA: 4.05	(5, 1)	1.0		4	1	0	0	0	0	0	0	0	0	0	4	4	0.00	1.000
Craig Lefferts, L ERA: 5.27	(6, 1)	1.2		7	0	0	0	2	2	0	0	0	0	0	9	17	0.00	1.200
Luis DeLeon, R ERA: 2.95	(7, 1)	1.1		4	1	0	0	0	0	0	0	0	0	0	4	4	0.00	0.750
Mark Thurmond, L ERA: 2.97	(9, 1)	1.0	W	3	0	0	0	1	0	0	0	0	0	0	5	5	0.00	0.000

PITCHER		IP	WLS	BF	H	R	ER	SO	BB	IBB	HBP	BLK	WP	HR	S	P	ERA	WHIP
Rich Gossage, R ERA: 2.08	(10, 1)	1.0	S	4	1	0	0	2	0	0	0	0	0	0	8	8	0.00	1.000

BOTTOM

San Diego Padres @ New York Mets

Shea Stadium, Flushing, NY

Wed May 22 1985, 7:05 PM EDT

Att. 23,468 - Unknown

livebaseballscorecards.com

AB	38
R	4
H	9
RBI	4
BB	4
SO	9
LOB	19

WP: 0 PA: 42
PB: 0
SB: 1
CS: 0

Batter	1	2	3	4	5	6	7	8	9	AB	R	H	RBI	BB	SO	LOB
Mariano Duncan, R (1, 4) OBP: 0.315, SLG: 0.350	K		F8 E 1B 2-H		F3		BB 1B		L5	5	1	2	1	0	1	0
Bill Russell, R (1, 6) OBP: 0.358, SLG: 0.341	F2		F8 2-3		F9		K		4-3	5	0	0	0	0	1	2
Ken Landreaux, L (1, 8) OBP: 0.216, SLG: 0.382	1B		E9 E 3-H		1B		K			4	0	2	0	0	1	1
Pedro Guerrero, R (1, 5) OBP: 0.373, SLG: 0.420	F8		E6 2-3		F8		1-2 BB			3	0	0	0	1	0	3
Greg Brock, L (1, 3) OBP: 0.282, SLG: 0.394		F8	F4			HR	F9			4	1	1	1	0	0	4
Mike Marshall, R (1, 9) OBP: 0.304, SLG: 0.414		6-3		5-3		6-3		F4		4	0	0	0	0	0	0
Mike Scioscia, L (1, 2) OBP: 0.326, SLG: 0.377		K		2B		HR		F8		4	1	2	1	0	1	0
R.J. Reynolds, S (1, 7) OBP: 0.264, SLG: 0.354			SH3-4 1B 1B	F8		6-3		4-3		4	1	1	0	0	0	1
Ken Howell, R (8, 1)										0	0	0	0	0	0	0
Tom Niedenfuer, R (8, 1) OBP: 0.500, SLG: 0.500										0	0	0	0	0	0	0
Orel Hershiser, R (1, 1) OBP: 0.105, SLG: 0.105			SH3-4 1-2	K		K			F7	2	0	0	0	0	2	1
Candy Maldonado, R (8, 7) OBP: 0.225, SLG: 0.299										1	0	0	0	0	0	0
Inning Stats	R: 0 E: 0 K: 1 S: 6 H: 1 LOB: 1 BB: 0 P: 6	R: 0 E: 0 K: 1 S: 5 H: 0 LOB: 0 BB: 0 P: 5	R: 2 E: 2 K: 0 S: 7 H: 2 LOB: 2 BB: 0 P: 7	R: 0 E: 0 K: 1 S: 6 H: 1 LOB: 1 BB: 0 P: 6	R: 0 E: 0 K: 0 S: 4 H: 1 LOB: 1 BB: 0 P: 4	R: 2 E: 0 K: 1 S: 7 H: 2 LOB: 0 BB: 0 P: 7	R: 0 E: 0 K: 2 S: 8 H: 1 LOB: 2 BB: 1 P: 12	R: 0 E: 0 K: 0 S: 3 H: 0 LOB: 0 BB: 0 P: 3	R: 0 E: 0 K: 0 S: 3 H: 0 LOB: 0 BB: 0 P: 3	1B: 5 2B: 1 3B: 0 HR: 2 SF: 0 SAC: 1 DP: 0 HBP: 0	WP: 0 PB: 0 SB: 0 CS: 0 PA: 38					

TOP

Los Angeles Dodgers @ New York Mets

Shea Stadium, Flushing, NY

Fri May 24 1985, 7:05 PM EDT

Att. 37,124 - Unknown

livebaseballscorecards.com

AB	36
R	4
H	8
RBI	3
BB	1
SO	6
LOB	12

PITCHER		IP	WLS	BF	H	R	ER	SO	BB	IBB	HBP	BLK	WP	HR	S	P	ERA	WHIP
Ed Lynch, R ERA: 2.9	(1, 1)	5.1	L	25	7	4	3	3	0	0	0	0	0	2	31	31	5.06	1.312
Tom Gorman, L ERA: 2.57	(6, 1)	1.2		7	1	0	0	3	1	0	0	0	0	0	12	16	0.00	1.200
Doug Sisk, R ERA: 7.71	(8, 1)	2.0		6	0	0	0	0	0	0	0	0	0	0	6	6	0.00	0.000

PITCHER		IP	WLS	BF	H	R	ER	SO	BB	IBB	HBP	BLK	WP	HR	S	P	ERA	WHIP

Batter	1	2	3	4	5	6	7	8	9	AB	R	H	RBI	BB	SO	LOB
Mookie Wilson, S (1, 8) OBP: 0.326, SLG: 0.418	CS 1B		1-2 1B		S 1B 2-H			F3 1B 2B	F7 ②	5	1	4	1	0	0	2
Wally Backman, S (1, 4) OBP: 0.301, SLG: 0.301	K ①② 1-2		K ②		K ③ 1-2			F3 ① 2-3	F7 ③	5	0	0	0	0	3	7
Keith Hernandez, L (1, 3) OBP: 0.390, SLG: 0.371	F8 ③		G3 ③			F7 ①		BB 1B SF		3	1	0	0	1	0	2
Gary Carter, R (1, 2) OBP: 0.362, SLG: 0.415		4-3 1-3 1B		6-3 ①		F8 ②		SF 1B 1-3 3-H		4	0	2	1	0	0	0
George Foster, R (1, 7) OBP: 0.260, SLG: 0.442		1-3 ① 1-2		5-3 ②		K ③		SF 1-2 3-H		3	0	0	1	0	1	1
Danny Heep, L (1, 9) OBP: 0.341, SLG: 0.395		4-3 ② 2-3		F8 ③			1B	K ②		4	0	1	0	0	1	3
Ray Knight, R (1, 5) OBP: 0.263, SLG: 0.271 Howard Johnson, S (2, PH) OBP: 0.221, SLG: 0.186 (3, 5)	3-1 ③				6-3 1B 1B		F8 ①	F9 ③		0 4	0 1	0 1	0 0	0 0	0 0	0 4
Rafael Santana, R (1, 6) OBP: 0.270, SLG: 0.271 Terry Blocker, L (7, PH) Doug Sisk, R (8, 1) Rusty Staub, L (9, PH) OBP: 0.353, SLG: 0.400 Ron Darling, R (9, PR) OBP: 0.227, SLG: 0.318			F8 ①		6-3 ① 1-2		K ②		SH3-4 BB	2 1 0 0 0	0 0 0 0 0	0 0 0 0 0	0 0 0 0 0	0 1 0 1 0	0 1 0 0 0	1 1 0 0 0
Ed Lynch, R (1, 1) OBP: 0.176, SLG: 0.067 Tom Gorman, L (6, 1) Ron Gardenhire, R (7, PH) OBP: 0.238, SLG: 0.200 (8, 6)			1B BB		K ②		F8 ③		SH3-4 ① 1-2	1 0 1	0 0 0	0 0 0	0 0 0	1 0 0	1 0 0	1 0 1
Inning Stats	R: 0 H: 1 E: 0 LOB: 0 K: 1 BB: 0 S: 5 P: 5	R: 0 H: 1 E: 0 LOB: 1 K: 0 BB: 0 S: 4 P: 4	R: 0 H: 1 E: 0 LOB: 2 K: 1 BB: 1 S: 6 P: 10	R: 0 H: 0 E: 0 LOB: 0 K: 0 BB: 0 S: 3 P: 3	R: 1 H: 2 E: 0 LOB: 1 K: 2 BB: 0 S: 9 P: 9	R: 0 H: 0 E: 0 LOB: 0 K: 1 BB: 0 S: 5 P: 5	R: 0 H: 1 E: 0 LOB: 1 K: 1 BB: 0 S: 6 P: 6	R: 2 H: 2 E: 1 LOB: 2 K: 1 BB: 1 S: 8 P: 12	R: 0 H: 0 E: 0 LOB: 2 K: 0 BB: 1 S: 3 P: 7	1B: 7 SF: 1 2B: 2 SAC: 1 3B: 0 DP: 1 HR: 0 HBP: 0						

PITCHER		IP	WLS	BF	H	R	ER	SO	BB	IBB	HBP	BLK	WP	HR	S	P	ERA	WHIP
Orel Hershiser, R ERA: 1.96	(1, 1)	7.0	W	27	6	1	1	6	1	0	0	0	0	0	38	42	1.29	1.000
Ken Howell, R ERA: 2.77	(8, 1)	0.1		4	2	2	2	0	1	0	0	0	0	0	3	7	54.00	9.000
Tom Niedenfuer, R ERA: 3.12	(8, 1)	1.2	S	7	0	0	0	1	1	0	0	0	0	0	8	12	0.00	0.600

PITCHER	IP	WLS	BF	H	R	ER	SO	BB	IBB	HBP	BLK	WP	HR	S	P	ERA	WHIP

BOTTOM

Los Angeles Dodgers @ New York Mets

Shea Stadium, Flushing, NY

Fri May 24 1985, 7:05 PM EDT

Att. 37,124 - Unknown

livebaseballscorecards.com

AB	33
R	3
H	8
RBI	3
BB	3
SO	7
LOB	23

Batter	1	2	3	4	5	6	7	8	9	AB	R	H	RBI	BB	SO	LOB
Steve Sax, R (1, 4) OBP: 0.312, SLG: 0.290	SSS 0-3 ① K			x 0-0 ① 6-3		x 0-0 BLK 1B 1B		x 0-0 ③ FC6-4 1-2f		4	1	1	0	0	1	1
Bob Bailor, R (8, 6) OBP: 0.148, SLG: 0.080										0	0	0	0	0	0	0
R.J. Reynolds, S (1, 9) OBP: 0.275, SLG: 0.360	x 0-0 5-3 1B			x 0-0 ② F8		SSS 0-3 ② K 1-2			x 0-0 1B HR 1B	4	1	2	0	0	1	1
(7, 7)																
Ken Landreaux, L (1, 8) OBP: 0.235, SLG: 0.395	x 0-0 ②③ 5-3 1-2			x 0-0 CS 1B		x 0-0 CS 1B 2-H			x 0-0 HR 1B 1-3	4	1	3	1	0	0	1
Pedro Guerrero, R (1, 5) OBP: 0.370, SLG: 0.412		x 0-0 ① F9		0-0 ③ CS 1-2	BBB 4-0 HR BB	0-0 ③ CS 1-2	SSS 0-3 ① K		SSS 0-3 ① K	3	1	0	0	1	2	2
Greg Brock, L (1, 3) OBP: 0.293, SLG: 0.480		SSS 0-3 ② K			x 0-0 1-H HR		SSS 0-3 ② K		x 0-0 1-H 3-H HR	4	2	2	5	0	2	0
Mike Scioscia, L (1, 2) OBP: 0.316, SLG: 0.364		x 0-0 ③ F8			SSS 0-3 ① K		x 0-0 ③ F8		x 0-0 ② G3	4	0	0	0	0	1	0
Terry Whitfield, L (1, 7) OBP: 0.326, SLG: 0.512			x 0-0 ① F8		SSS 0-3 ② K			x 0-0 ① 6-3	x 0-0 ③ 6-3	2	0	0	0	0	1	0
Candy Maldonado, R (7, 9) OBP: 0.219, SLG: 0.290										2	0	0	0	0	0	0
Mariano Duncan, R (1, 6) OBP: 0.308, SLG: 0.342			x 0-0 ② F3		SSS 0-3 ③ K			x 0-0 ② 1-3		3	0	0	0	0	1	0
(8, 4)																
Fernando Valenzuela, L (1, 1) OBP: 0.179, SLG: 0.214			SSS 0-3 ③ K			x 0-0 ① F3		x 0-0 FC6-4 1B		3	0	1	0	0	1	0
Inning Stats	R: 0 E: 0 K: 1 S: 5 H: 1 LOB: 0 BB: 0 P: 5	R: 0 E: 0 K: 1 S: 5 H: 0 LOB: 0 BB: 0 P: 5	R: 0 E: 0 K: 1 S: 5 H: 0 LOB: 0 BB: 0 P: 5	R: 0 E: 0 K: 0 S: 3 H: 1 LOB: 0 BB: 0 P: 3	R: 2 E: 0 K: 3 S: 10 H: 1 LOB: 0 BB: 1 P: 14	R: 1 E: 0 K: 1 S: 6 H: 2 LOB: 0 BB: 0 P: 6	R: 0 E: 0 K: 2 S: 7 H: 0 LOB: 0 BB: 0 P: 7	R: 0 E: 0 K: 0 S: 4 H: 1 LOB: 1 BB: 0 P: 4	R: 3 E: 0 K: 1 S: 8 H: 3 LOB: 0 BB: 0 P: 8	1B: 7 2B: 0 3B: 0 HR: 2	SF: 0 SAC: 0 DP: 0 HBP: 0						

TOP

Los Angeles Dodgers @ New York Mets

Shea Stadium, Flushing, NY

Sat May 25 1985, 3:33 AM EDT

Att. 40,052 - Unknown

livebaseballscorecards.com

AB	33
R	6
H	9
RBI	6
BB	1
SO	10
LOB	5

PITCHER		IP	WLS	BF	H	R	ER	SO	BB	IBB	HBP	BLK	WP	HR	S	P	ERA	WHIP
Dwight Gooden, R ERA: 1.89	(1, 1)	7.0	L	24	5	3	3	9	1	0	0	1	0	1	41	45	3.86	0.857
Joe Sambito, L ERA: 9.82	(8, 1)	1.0		6	3	2	2	0	0	0	0	0	0	0	6	6	18.00	3.000
Doug Sisk, R ERA: 7.77	(9, 1)	1.0		4	1	1	1	1	0	0	0	0	0	1	6	6	9.00	1.000

PITCHER	IP	WLS	BF	H	R	ER	SO	BB	IBB	HBP	BLK	WP	HR	S	P	ERA	WHIP

Batter	1	2	3	4	5	6	7	8	9	AB	R	H	RBI	BB	SO	LOB
Mookie Wilson, S (1, 8) OBP: 0.316, SLG: 0.405	F9		G3		FC6-4 1-2f			5-3		4	0	0	0	0	0	2
Kelvin Chapman, R (1, 4) OBP: 0.217, SLG: 0.179	2B 1B		K			6-3		F5		4	1	1	0	0	1	0
Keith Hernandez, L (1, 3) OBP: 0.393, SLG: 0.382	1-H 2B			3-1		WP 1B		F9		4	0	2	1	0	0	0
Gary Carter, R (1, 2) OBP: 0.359, SLG: 0.409	F3			6-3		F8			3B 1B	4	1	1	0	0	0	2
George Foster, R (1, 7) OBP: 0.259, SLG: 0.429	F7			1-3		1-2 BB			K	3	0	0	0	1	1	2
John Christensen, R (1, 9) OBP: 0.244, SLG: 0.184		K			FC1-5 1B BB	K			F7	3	0	0	0	1	2	3
Howard Johnson, S (1, 5) OBP: 0.242, SLG: 0.225		CS BB			1-2 FC1-5 1B		5-3		1-H 3B	3	0	2	1	1	0	0
Rafael Santana, R (1, 6) OBP: 0.262, SLG: 0.262		1-2 K			F4		K		6-3	4	0	0	0	0	2	4
Dwight Gooden, R (1, 1) OBP: 0.269, SLG: 0.174			F4		1-2 FC1-5 FC6-4 2-3f		K			2	0	0	0	0	0	2
Wally Backman, S (7, PH) OBP: 0.298, SLG: 0.298										1	0	0	0	0	1	0
Joe Sambito, L (8, 1)										0	0	0	0	0	0	0
Doug Sisk, R (9, 1)										0	0	0	0	0	0	0
Inning Stats	R: 1 H: 2 E: 0 LOB: 1 K: 0 BB: 0 S: 5 P: 5	R: 0 H: 0 E: 0 LOB: 0 K: 2 BB: 1 S: 6 P: 10	R: 0 H: 0 E: 0 LOB: 0 K: 1 BB: 0 S: 5 P: 5	R: 0 H: 0 E: 0 LOB: 0 K: 0 BB: 0 S: 3 P: 3	R: 0 H: 1 E: 0 LOB: 2 K: 0 BB: 1 S: 4 P: 8	R: 0 H: 1 E: 0 LOB: 2 K: 1 BB: 1 S: 6 P: 10	R: 0 H: 0 E: 0 LOB: 0 K: 2 BB: 0 S: 7 P: 7	R: 0 H: 0 E: 0 LOB: 0 K: 0 BB: 0 S: 3 P: 3	R: 1 H: 2 E: 0 LOB: 1 K: 1 BB: 0 S: 7 P: 7							

PITCHER	IP	WLS	BF	H	R	ER	SO	BB	IBB	HBP	BLK	WP	HR	S	P	ERA	WHIP
Fernando Valenzuela, L (1, 1) ERA: 1.68	9.0	W	35	6	2	2	7	3	0	0	0	1	0	46	58	2.00	1.000

PITCHER	IP	WLS	BF	H	R	ER	SO	BB	IBB	HBP	BLK	WP	HR	S	P	ERA	WHIP

BOTTOM

Los Angeles Dodgers @ New York Mets

Shea Stadium, Flushing, NY

Sat May 25 1985, 3:33 AM EDT

Att. 40,052 - Unknown

livebaseballscorecards.com

AB	32
R	2
H	6
RBI	2
BB	3
SO	7
LOB	15

1B: 4	SF: 0	WP: 1	PA: 35
2B: 1	SAC: 0	PB: 0	
3B: 1	DP: 0	SB: 0	
HR: 0	HBP: 0	CS: 1	

Batter	1	2	3	4	5	6	7	8	9	AB	R	H	RBI	BB	SO	LOB
Steve Sax, R (1, 4) OBP: 0.317, SLG: 0.278	BBBB 4-0 FC1-4-5 S BB		x 0-0 ① 5-3		BBBB 4-0 E S 4-3 BB		x 0-0 ① 6-3		x 0-0 ③ 6-3	3	1	0	0	2	0	0
Mariano Duncan, R (1, 6) OBP: 0.306, SLG: 0.347	SSS 0-3 ① K 1-2		x 0-0 S 2B		x 0-0 ① F8		SSS 0-3 ② K			4	0	1	0	0	2	2
R.J. Reynolds, S (1, 7) OBP: 0.263, SLG: 0.344	x 0-0 ② FC1-4-5 2-3		x 0-0 ② L3 2-3		x 0-0 ② 4-3 1-H		x 0-0 ③ F3			4	0	0	1	0	0	2
Mike Marshall, R (1, 9) OBP: 0.314, SLG: 0.416	IIII 4-0 IBB		BBBB 4-0 S BB		x 0-0 BB 1B			x 0-0 ① 1-3		2	0	1	0	2	0	0
Greg Brock, L (1, 3) OBP: 0.291, SLG: 0.462	x 0-0 ③ F8		x 0-0 ③ 4-3 1-2		BBBB 4-0 FC3-6 1-2 BB			x 0-0 ② 6-3		3	0	0	0	1	0	4
Candy Maldonado, R (1, 8) OBP: 0.213, SLG: 0.282 Ken Landreaux, L (5, PH) OBP: 0.239, SLG: 0.397 (5, 8)		x 0-0 ① F3		x 0-0 ① F7	x 0-0 ③ FC3-6 1-2f			x 0-0 1B		2 2	0 0	0 1	0 0	0 0	0 0	0 2
Steve Yeager, R (1, 2) OBP: 0.189, SLG: 0.200 Mike Scioscia, L (8, PH) OBP: 0.313, SLG: 0.361 (8, 2)		x 0-0 ② 5-3		SSS 0-3 ② K		SSS 0-3 ① K		x 0-0 ③ F3		3 1	0 0	0 0	0 0	0 0	2 0	0 1
Bob Bailor, R (1, 5) OBP: 0.200, SLG: 0.143 Terry Whitfield, L (9, PH) OBP: 0.318, SLG: 0.500		x 0-0 1B		x 0-0 1B		x 0-0 ② 4-3			x 0-0 ① 3-1	3 1	0 0	2 0	0 0	0 0	0 0	0 0
Rick Honeycutt, L (1, 1) Sid Bream, L (6, PH) OBP: 0.222, SLG: 0.304 Steve Howe, L (6, 1) Pedro Guerrero, R (9, PH) OBP: 0.368, SLG: 0.409		x 0-0 ③ F7		x 0-0 ③ F8		x 0-0 ③ 6-3			x 0-0 ② 6-3	2 1 0 1	0 0 0 0	0 0 0 0	0 0 0 0	0 0 0 0	0 0 0 0	2 0 0 0
Inning Stats	R: 0 E: 0 K: 1 S: 5 H: 0 LOB: 2 BB: 2 P: 13	R: 0 E: 0 K: 0 S: 4 H: 1 LOB: 1 BB: 0 P: 4	R: 0 E: 0 K: 0 S: 4 H: 1 LOB: 2 BB: 1 P: 8	R: 0 E: 0 K: 1 S: 6 H: 1 LOB: 1 BB: 0 P: 6	R: 1 E: 0 K: 0 S: 4 H: 1 LOB: 2 BB: 2 P: 12	R: 0 E: 0 K: 1 S: 5 H: 0 LOB: 0 BB: 0 P: 5	R: 0 E: 0 K: 1 S: 5 H: 0 LOB: 0 BB: 0 P: 5	R: 0 E: 0 K: 0 S: 4 H: 1 LOB: 1 BB: 0 P: 4	R: 0 E: 0 K: 0 S: 3 H: 0 LOB: 0 BB: 0 P: 3	1B: 4 2B: 1 3B: 0 HR: 0 SF: 0 SAC: 0 DP: 0 HBP: 0						

PITCHER	IP	WLS	BF	H	R	ER	SO	BB	IBB	HBP	BLK	WP	HR	S	P	ERA	WHIP
Sid Fernandez, L (1, 1) ERA: 1.02	4.2		23	4	1	1	2	4	1	0	0	0	0	22	42	1.93	1.714
Roger McDowell, R (5, 1) ERA: 2.97	4.1	W	14	1	0	0	2	0	0	0	0	0	0	18	18	0.00	0.231

PITCHER	IP	WLS	BF	H	R	ER	SO	BB	IBB	HBP	BLK	WP	HR	S	P	ERA	WHIP

TOP

Los Angeles Dodgers @ New York Mets

Shea Stadium, Flushing, NY

Sun May 26 1985, 3:33 AM EDT

Att. 36,234 - Unknown

livebaseballscorecards.com

AB	32
R	1
H	5
RBI	1
BB	5
SO	4
LOB	13

WP: 0	PA: 37
PB: 0	
SB: 4	
CS: 0	

Batter	1	2	3	4	5	6	7	8	9	AB	R	H	RBI	BB	SO	LOB
Mookie Wilson, S (1, 8) OBP: 0.314, SLG: 0.400	E6 CS		E 2B 1B	F8			4-3			4	1	1	0	0	0	0
Kelvin Chapman, R (1, 4) OBP: 0.203, SLG: 0.167	F7		E6 2B BB 1-2		5-3			F9		4	1	0	0	0	0	2
Keith Hernandez, L (1, 3) OBP: 0.395, SLG: 0.393	K 1-2		BB 1-3 2-H 2B		F8			1B		4	0	2	1	0	1	1
Gary Carter, R (1, 2) OBP: 0.357, SLG: 0.400		F8	IBB		F7			F3		3	0	0	0	1	0	1
George Foster, R (1, 7) OBP: 0.259, SLG: 0.422		BB 1B	K			F9		K		4	0	1	0	0	2	4
John Christensen, R (1, 9) OBP: 0.271, SLG: 0.179		FC5-4 BB 1-2	BB 1-2 2-3 3-H			F4				1	0	0	1	2	0	0
Howard Johnson, S (1, 5) OBP: 0.235, SLG: 0.217		F8	K			4-3				3	0	0	0	0	1	5
Rafael Santana, R (1, 6) OBP: 0.256, SLG: 0.256		FC5-4 1-2f		F8			4-3			3	0	0	0	0	0	2
Sid Fernandez, L (1, 1) OBP: 0.167, SLG: 0.167			K	K			5-3			2	0	0	0	0	2	0
Roger McDowell, R (5, 1) OBP: 0.250, SLG: 0.143										1	0	0	0	0	0	0
Inning Stats	R: 0 E: 1 K: 1 S: 5 H: 0 LOB: 0 BB: 0 P: 5	R: 0 E: 0 K: 0 S: 4 H: 1 LOB: 2 BB: 1 P: 8	R: 2 E: 1 K: 3 S: 12 H: 2 LOB: 3 BB: 2 P: 20	R: 0 E: 0 K: 1 S: 5 H: 0 LOB: 0 BB: 0 P: 5	R: 0 E: 0 K: 0 S: 3 H: 0 LOB: 0 BB: 0 P: 3	R: 0 E: 0 K: 0 S: 3 H: 0 LOB: 0 BB: 0 P: 3	R: 0 E: 0 K: 0 S: 3 H: 0 LOB: 0 BB: 0 P: 3	R: 0 E: 0 K: 1 S: 6 H: 1 LOB: 1 BB: 0 P: 6		1B: 3 2B: 1 3B: 0 HR: 0 SF: 0 SAC: 0 DP: 0 HBP: 0						

PITCHER	IP	WLS	BF	H	R	ER	SO	BB	IBB	HBP	BLK	WP	HR	S	P	ERA	WHIP
Rick Honeycutt, L (1, 1) ERA: 2.49	5.0	L	22	3	2	0	5	2	1	0	0	0	0	29	41	0.00	1.000
Steve Howe, L (6, 1) ERA: 3.55	3.0		10	1	0	0	1	0	0	0	0	0	0	12	12	0.00	0.333

PITCHER	IP	WLS	BF	H	R	ER	SO	BB	IBB	HBP	BLK	WP	HR	S	P	ERA	WHIP

BOTTOM

Los Angeles Dodgers @ New York Mets

Shea Stadium, Flushing, NY

Sun May 26 1985, 3:33 AM EDT

Att. 36,234 - Unknown

livebaseballscorecards.com

AB	29
R	2
H	4
RBI	2
BB	3
SO	6
LOB	15

Batter	1	2	3	4	5	6	7	8	9	AB	R	H	RBI	BB	SO	LOB
Steve Sax, R (1, 4) OBP: 0.314, SLG: 0.276	F3		CS 1B		FC6-4 1B 1-2f		1-3			4	0	1	0	0	0	1
R.J. Reynolds, S (1, 7) OBP: 0.263, SLG: 0.340	4-3		K 1-2		1-2 1B		K			4	0	1	0	0	2	1
Ken Landreaux, L (1, 8) OBP: 0.240, SLG: 0.392	F6			FC3-6 BB 1B	F4		F9			4	0	1	0	0	0	2
Pedro Guerrero, R (1, 5) OBP: 0.376, SLG: 0.410 Bob Bailor, R (8, 5) OBP: 0.200, SLG: 0.143		1B 1B		BBBB FC3-6 1-2 BB		F7		FC4-6 HBP		2 0	0 0	1 0	0 0	1 0	0 0	0 0
Greg Brock, L (1, 3) OBP: 0.289, SLG: 0.463		K		K		1B 1B 2B		FC4-6 G3-6-1 1-2f		4	1	1	0	0	2	4
Mike Scioscia, L (1, 2) OBP: 0.312, SLG: 0.358		K		FC3-6 1-2f 2-3		1B 2-3 1B		G3-6-1 1-2f		4	0	1	0	0	1	4
Mike Marshall, R (1, 9) OBP: 0.318, SLG: 0.418		1-3 1B		K		1-2 3-H 1B			5-3	4	0	2	1	0	1	2
Bill Russell, R (1, 6) OBP: 0.343, SLG: 0.326		4-3			F3	F9			4-3	4	0	0	0	0	0	4
Jerry Reuss, L (1, 1) OBP: 0.217, SLG: 0.182 Sid Bream, L (5, PH) OBP: 0.236, SLG: 0.319 Bobby Castillo, R (5, 1) OBP: 0.400, SLG: 0.250 Terry Whitfield, L (6, PH) OBP: 0.311, SLG: 0.489 Carlos Diaz, R (6, 1) Tom Brennan, R (7, 1) OBP: 0.125, SLG: 0.125 Candy Maldonado, R (9, PH) OBP: 0.211, SLG: 0.278			K		FC6-4 1B	4-3			6-3	1 1 0 1 0 0 1	0 0 0 0 0 0 0	0 1 0 0 0 0 0	0 0 0 0 0 0 0	1 0 0 0 0 0 0	0 0 0 0 2 0 0	0 0 0 0 0 0 0
Inning Stats	R: 0 E: 0 K: 0 S: 3 H: 0 LOB: 0 BB: 0 P: 3	R: 0 E: 0 K: 2 S: 9 H: 2 LOB: 2 BB: 0 P: 9	R: 0 E: 0 K: 2 S: 7 H: 1 LOB: 1 BB: 0 P: 7	R: 0 E: 0 K: 2 S: 8 H: 1 LOB: 2 BB: 1 P: 12	R: 0 E: 0 K: 0 S: 5 H: 2 LOB: 2 BB: 0 P: 5	R: 1 E: 0 K: 0 S: 6 H: 3 LOB: 2 BB: 0 P: 6	R: 0 E: 0 K: 1 S: 5 H: 0 LOB: 0 BB: 0 P: 5	R: 0 E: 0 K: 0 S: 2 H: 0 LOB: 0 BB: 0 P: 3	R: 0 E: 0 K: 0 S: 3 H: 0 LOB: 0 BB: 0 P: 3	1B: 8 2B: 2 3B: 0 HR: 0	SF: 0 SAC: 0 DP: 2 HBP: 1					

PITCHER	IP	WLS	BF	H	R	ER	SO	BB	IBB	HBP	BLK	WP	HR	S	P	ERA	WHIP
Ron Darling, R (1, 1) ERA: 2.45	9.0	W	36	9	1	1	7	1	0	1	0	0	0	48	53	1.00	1.111

PITCHER	IP	WLS	BF	H	R	ER	SO	BB	IBB	HBP	BLK	WP	HR	S	P	ERA	WHIP

TOP

Los Angeles Dodgers @ New York Mets

Shea Stadium, Flushing, NY

Mon May 27 1985, 7:05 PM EDT

Att. 24,458 - Unknown

livebaseballscorecards.com

AB	34
R	1
H	9
RBI	1
BB	1
SO	7
LOB	20

| | | | | |

BOTTOM

Los Angeles Dodgers @ New York Mets

Shea Stadium, Flushing, NY

Mon May 27 1985, 7:05 PM EDT

Att. 24,458 - Unknown

livebaseballscorecards.com

Batter	1	2	3	4	5	6	7	8	9	AB	R	H	RBI	BB	SO	LOB
Mookie Wilson, S (1, 8) OBP: 0.331, SLG: 0.415	FC5-4 1B		HR 1B 2-3		F7		2B 1B	1B		5	2	4	0	0	0	0
Ray Knight, R (1, 4) OBP: 0.279, SLG: 0.365	FC5-4 G6-4-3 1-2f		HR 1-H 3-H		K		6-3 1B 2B 1-H	1-3		4	2	2	4	0	1	1
Wally Backman, S (8, 4) OBP: 0.296, SLG: 0.295										1	0	0	0	0	0	1
Keith Hernandez, L (1, 3) OBP: 0.398, SLG: 0.417	G6-4-3 1-2f		1B		HR		6-3 2-3			4	1	2	1	0	0	2
Gary Carter, R (1, 2) OBP: 0.354, SLG: 0.391		6-3	F7		F9		E 1B SF8 IBB			3	1	0	0	1	0	1
George Foster, R (1, 7) OBP: 0.267, SLG: 0.434		L5	F9			BB 2B	E8 1-3 3-H 1B			4	0	2	1	0	0	1
John Christensen, R (1, 9) OBP: 0.275, SLG: 0.190		1B	K			6-3	SF8 3-H			3	0	1	0	0	1	2
Danny Heep, L (7, PH) OBP: 0.337, SLG: 0.395 (8, 9)										0	0	0	1	0	0	0
Howard Johnson, S (1, 5) OBP: 0.236, SLG: 0.211		F8		F6		BB 1B 2-3	4-3			3	0	0	0	1	0	2
Rafael Santana, R (1, 6) OBP: 0.263, SLG: 0.264			E 1B	6-3		1-3 1B		4-3		4	1	2	0	0	0	0
Ron Darling, R (1, 1) OBP: 0.192, SLG: 0.269			E1 1B HR 1-H	F9		6-3		K		4	1	0	0	0	1	2

AB	35
R	8
H	13
RBI	7
BB	2
SO	3
LOB	12

Inning Stats	1	2	3	4	5	6	7	8	9
	R: 0 H: 1 E: 0 LOB: 0 K: 0 BB: 0 S: 3 P: 3	R: 0 H: 1 E: 0 LOB: 1 K: 0 BB: 0 S: 4 P: 4	R: 4 H: 4 E: 1 LOB: 1 K: 1 BB: 0 S: 10 P: 10	R: 0 H: 0 E: 0 LOB: 0 K: 0 BB: 0 S: 3 P: 3	R: 1 H: 1 E: 0 LOB: 0 K: 1 BB: 0 S: 6 P: 6	R: 0 H: 2 E: 0 LOB: 2 K: 0 BB: 1 S: 4 P: 8	R: 3 H: 3 E: 1 LOB: 1 K: 0 BB: 1 S: 6 P: 10	R: 0 H: 1 E: 0 LOB: 1 K: 1 BB: 0 S: 6 P: 6	

1B:	9	SF: 1
2B:	2	SAC: 0
3B:	0	DP: 1
HR:	2	HBP: 0

WP:	0	PA: 38
PB:	0	
SB:	0	
CS:	0	

PITCHER		IP	WLS	BF	H	R	ER	SO	BB	IBB	HBP	BLK	WP	HR	S	P	ERA	WHIP
Jerry Reuss, L ERA: 3.68	(1, 1)	4.0	L	18	6	4	3	1	0	0	0	0	0	1	20	20	6.75	1.500
Bobby Castillo, R ERA: 5.32	(5, 1)	1.0		4	1	1	1	1	0	0	0	0	0	1	6	6	9.00	1.000
Carlos Diaz, L ERA: 2.74	(6, 1)	1.1		10	5	3	2	0	1	1	0	0	0	0	8	16	13.50	4.500
Tom Brennan, R ERA: 7.39	(7, 1)	1.2		6	1	0	0	1	0	0	0	0	0	0	8	8	0.00	0.600

PITCHER	IP	WLS	BF	H	R	ER	SO	BB	IBB	HBP	BLK	WP	HR	S	P	ERA	WHIP

Batter	1	2	3	4	5	6	7	8	9	AB	R	H	RBI	BB	SO	LOB
Mookie Wilson, S (1, 8) OBP: 0.340, SLG: 0.413	E5 (4-3, WP)		6-3			FC6-4, BB		1B (S, 2B, 2-H)	IBB (S)	3	1	1	1	2	0	0
Kelvin Chapman, R (1, 4) OBP: 0.217, SLG: 0.172	F9		6-3			FC6-4 (WP, 1-2f)		1B (S, 2B, 1-2)	BB (1-2)	4	1	1	0	1	0	2
Keith Hernandez, L (1, 3) OBP: 0.389, SLG: 0.405 Roger McDowell, R (8, 1) OBP: 0.222, SLG: 0.125	4-3 (1-3)			4-3		L6 (1-2)		K (1-2, 2-3)	L3	4 1	0 0	0 0	0 0	0 0	1 0	4 3
Gary Carter, R (1, 2) OBP: 0.364, SLG: 0.404	BB, FC6-4			1B		6-3		2B (1B, 2-H, 3-H)		3	1	2	2	1	0	1
George Foster, R (1, 7) OBP: 0.267, SLG: 0.427	FC6-4 (1-2f)			F7			F4	1B (FC5-4, 2-H)		4	0	1	1	0	0	3
Ray Knight, R (1, 5) (8, 3) OBP: 0.262, SLG: 0.339		K		4-3			F8	FC5-4 (1-2f)		4	0	0	0	0	1	2
John Christensen, R (1, 9) OBP: 0.273, SLG: 0.178		K			F5		4-3	BB (4-3, SH1-4)		3	0	0	0	1	1	0
Rafael Santana, R (1, 6) OBP: 0.257, SLG: 0.258		6-3			F8			F8	SH1-4 (1-2)	3	0	0	0	0	0	0
Ed Lynch, R (1, 1) OBP: 0.158, SLG: 0.059 Wally Backman, S (8, PH) OBP: 0.302, SLG: 0.311 Howard Johnson, S (8, 5) OBP: 0.234, SLG: 0.208			K		4-3			2B (1B)	4-3 (2-3)	2 1 1	0 1 0	0 1 0	0 0 0	0 0 0	1 0 0	0 0 1
Inning Stats	R: 0 E: 1 K: 0 S: 4 H: 0 LOB: 2 BB: 1 P: 8	R: 0 E: 0 K: 2 S: 7 H: 0 LOB: 0 BB: 0 P: 7	R: 0 E: 0 K: 1 S: 5 H: 0 LOB: 0 BB: 0 P: 5	R: 0 E: 0 K: 0 S: 4 H: 1 LOB: 1 BB: 0 P: 4	R: 0 E: 0 K: 0 S: 3 H: 0 LOB: 0 BB: 0 P: 3	R: 0 E: 0 K: 0 S: 3 H: 0 LOB: 1 BB: 1 P: 7	R: 0 E: 0 K: 0 S: 3 H: 0 LOB: 0 BB: 0 P: 3	R: 4 E: 0 K: 1 S: 10 H: 5 LOB: 1 BB: 0 P: 10	R: 0 E: 0 K: 0 S: 3 H: 0 LOB: 3 BB: 3 P: 15	1B: 4 2B: 2 3B: 0 HR: 0	SF: 0 SAC: 1 DP: 0 HBP: 0						

TOP

New York Mets @ San Francisco Giants

Candlestick Park, San Francisco, CA

Wed May 29 1985, 6:33 AM EDT

Att. 8,974 - Unknown

livebaseballscorecards.com

AB	33
R	4
H	6
RBI	4
BB	5
SO	4
LOB	16

WP: 2 PB: 0 SB: 3 CS: 0 PA: 39

PITCHER		IP	WLS	BF	H	R	ER	SO	BB	IBB	HBP	BLK	WP	HR	S	P	ERA	WHIP
Dave LaPoint, L ERA: 1.97	(1, 1)	7.1		28	3	2	2	3	2	0	0	0	2	0	32	40	2.46	0.682
Mark Davis, L ERA: 2.4	(8, 1)	0.1	L	3	2	1	1	1	0	0	0	0	0	0	5	5	27.00	6.000
Scott Garrelts, R ERA: 1.74	(8, 1)	1.0		7	1	1	1	0	2	1	0	0	0	0	4	16	9.00	3.000
Greg Minton, R ERA: 2.66	(9, 1)	0.1		1	0	0	0	0	0	0	0	0	0	0	1	1	0.00	0.000

PITCHER	IP	WLS	BF	H	R	ER	SO	BB	IBB	HBP	BLK	WP	HR	S	P	ERA	WHIP

New York Mets @ San Francisco Giants

Candlestick Park, San Francisco, CA

Wed May 29 1985, 6:33 AM EDT

Att. 8,974 - Unknown

livebaseballscorecards.com

BOTTOM

Batter	1	2	3	4	5	6	7	8	9	AB	R	H	RBI	BB	SO	LOB
Dan Gladden, R (1, 8) OBP: 0.306, SLG: 0.337	0-0 1B 2B 1B	4-0 S BB			0-0 ① 6-3		0-0 ① F8		0-0 ② 1-3 1-2	4	1	1	0	1	0	1
Manny Trillo, R (1, 4) OBP: 0.288, SLG: 0.275	0-0 1-2 2B 1B	0-0 ③ F7 1-2			0-0 ② F7		0-0 ② F8		S S S 0-3 ③ K	5	1	1	0	0	1	2
Chili Davis, S (1, 9) OBP: 0.356, SLG: 0.453	0-0 ① F7		0-0 ① F3		0-0 2B 1B		0-0 ③ F7			4	0	1	0	0	0	2
Gary Rajsich, L (1, 3) OBP: 0.281, SLG: 0.294	0-0 4-3 1-H 2-H 1B 2B		0-0 ② F9		0-0 1-3 2B			0-0 ① 3-1		4	1	2	2	0	0	0
Jeffrey Leonard, R (1, 7) OBP: 0.247, SLG: 0.310	0-0 ② 4-3 2-3		0-0 1B		S S S 0-3 ③ K			0-0 FC4-6 1B		4	0	2	0	0	1	3
Chris Brown, R (1, 5) OBP: 0.307, SLG: 0.352	0-0 3-H 1B		0-0 ③ F8			0-0 ① 6-3		0-0 ② FC4-6 1-2f		4	0	1	1	0	0	2
Alex Trevino, R (1, 2) OBP: 0.259, SLG: 0.245 Scot Thompson, L (8, PH) OBP: 0.196, SLG: 0.214 Bob Brenly, R (9, 2) OBP: 0.271, SLG: 0.352	0-0 ③ F4			0-0 ① F7		0-0 ② 6-3		0-0 ③ 4-3		3 1 0	0 0 0	0 0 0	0 0 0	0 0 0	0 0 0	1 1 0
Jose Uribe, S (1, 6) OBP: 0.254, SLG: 0.312		0-0 ① F8		0-0 ② 4-3		0-0 1B			0-0 ① F8	4	0	1	0	0	0	0
Dave LaPoint, L (1, 1) OBP: 0.300, SLG: 0.350 Mark Davis, L (8, 1) OBP: 0.250, SLG: 0.750 Scott Garrelts, R (8, 1) Greg Minton, S (9, 1) Joel Youngblood, R (9, PH) OBP: 0.275, SLG: 0.200		0-0 ② F9		0-0 ③ 4-3		0-0 ③ 1-3			0-0 1-3 1B	3 0 0 0 1	0 0 0 0 0	0 0 0 0 1	0 0 0 0 0	0 0 0 0 0	0 0 0 0 0	1 0 0 0 0
Inning Stats	R: 3 E: 0 K: 0 S: 7 H: 4 LOB: 1 BB: 0 P: 7	R: 0 E: 0 K: 0 S: 3 H: 0 LOB: 1 BB: 1 P: 7	R: 0 E: 0 K: 0 S: 4 H: 1 LOB: 1 BB: 0 P: 4	R: 0 E: 0 K: 0 S: 3 H: 0 LOB: 0 BB: 0 P: 3	R: 0 E: 0 K: 1 S: 7 H: 2 LOB: 2 BB: 0 P: 7	R: 0 E: 0 K: 0 S: 4 H: 1 LOB: 1 BB: 0 P: 4	R: 0 E: 0 K: 0 S: 3 H: 0 LOB: 0 BB: 0 P: 3	R: 0 E: 0 K: 0 S: 4 H: 1 LOB: 1 BB: 0 P: 4	R: 0 E: 0 K: 1 S: 6 H: 1 LOB: 1 BB: 0 P: 6	1B: 8 2B: 2 3B: 0 HR: 0	SF: 0 SAC: 0 DP: 0 HBP: 0						

	AB	37
	R	3
	H	10
	RBI	3
	BB	1
	SO	2
	LOB	13

WP: 0 PB: 0 SB: 1 CS: 0 PA: 38

PITCHER		IP	WLS	BF	H	R	ER	SO	BB	IBB	HBP	BLK	WP	HR	S	P	ERA	WHIP
Ed Lynch, R ERA: 3.0	(1, 1)	7.0	W	30	8	3	3	1	1	0	0	0	0	0	31	35	3.86	1.286
Roger McDowell, R ERA: 2.82	(8, 1)	2.0	S	8	2	0	0	1	0	0	0	0	0	0	10	10	0.00	1.000

PITCHER	IP	WLS	BF	H	R	ER	SO	BB	IBB	HBP	BLK	WP	HR	S	P	ERA	WHIP

Batter	1	2	3	4	5	6	7	8	9	AB	R	H	RBI	BB	SO	LOB
Mookie Wilson, S (1, 8) OBP: 0.331, SLG: 0.401	S S S 0-3 ① K		S S S 0-3 ③ K			x 0-0 E4 1B 1B		x 0-0 B2		4	1	0	0	0	2	0
Wally Backman, S (1, 4) OBP: 0.300, SLG: 0.309	S S S 0-3 ② K			x 0-0 ① 4-3		x 0-0 G4-6 1-2 1B		S S S 0-3 ② K		4	0	1	0	0	2	0
Keith Hernandez, L (1, 3) OBP: 0.386, SLG: 0.397	x 0-0 ③ 4-3			B B B B 4-0 G5-4-3 BB		x 0-0 ① ② G4-6 1-2f		x 0-0 ③ G3		3	0	0	0	1	0	2
Gary Carter, R (1, 2) OBP: 0.361, SLG: 0.400		x 0-0 ① 5-3		x 0-0 ② ③ G5-4-3 1-2f		x 0-0 2-H 1B			S S S 0-3 ① K	4	0	1	1	0	1	1
George Foster, R (1, 7) OBP: 0.274, SLG: 0.465		x 0-0 G3 2B			x 0-0 HR	x 0-0 ③ F8			x 0-0 ② 6-3	4	1	2	1	0	0	1
Danny Heep, L (1, 9) OBP: 0.333, SLG: 0.380		x 0-0 ② G3 2-3			x 0-0 ① F7		x 0-0 ① F5		B B B B 4-0 BB BB	3	0	0	0	1	0	1
Howard Johnson, S (1, 5) OBP: 0.243, SLG: 0.212		x 0-0 ③ 3-1			x 0-0 6-3 1B		x 0-0 ② F9		B B B B 4-0 1-2 BB	3	0	1	0	1	0	1
Rafael Santana, R (1, 6) OBP: 0.257, SLG: 0.265			x 0-0 ① 6-3		x 0-0 ② 6-3 1-2		x 0-0 2B		x 0-0 ③ F7	4	0	1	0	0	0	3
Dwight Gooden, R (1, 1) OBP: 0.241, SLG: 0.154			x 0-0 ② 5-3		x 0-0 ③ F8		x 0-0 ③ 1-3			3	0	0	0	0	0	2
Inning Stats	R: 0 H: 0 E: 0 LOB: 0 K: 2 BB: 0 S: 7 P: 7	R: 0 H: 1 E: 0 LOB: 1 K: 0 BB: 0 S: 4 P: 4	R: 0 H: 0 E: 0 LOB: 0 K: 1 BB: 0 S: 5 P: 5	R: 0 H: 0 E: 0 LOB: 0 K: 0 BB: 1 S: 2 P: 6	R: 1 H: 2 E: 0 LOB: 0 K: 0 BB: 0 S: 5 P: 5	R: 1 H: 2 E: 1 LOB: 1 K: 0 BB: 0 S: 5 P: 5	R: 0 H: 1 E: 0 LOB: 1 K: 0 BB: 0 S: 4 P: 4	R: 0 H: 0 E: 0 LOB: 0 K: 1 BB: 0 S: 5 P: 5	R: 0 H: 0 E: 0 LOB: 2 K: 1 BB: 2 S: 5 P: 13	1B: 3 SF: 0 2B: 2 SAC: 0 3B: 0 DP: 2 HR: 1 HBP: 0					WP: 0 PA: 35 PB: 0 SB: 0 CS: 0		

PITCHER		IP	WLS	BF	H	R	ER	SO	BB	IBB	HBP	BLK	WP	HR	S	P	ERA	WHIP
Jim Gott, R ERA: 2.62	(1, 1)	7.0	L	27	6	2	1	3	1	0	0	0	0	1	32	36	1.29	1.000
Frank Williams, R ERA: 5.4	(8, 1)	1.2		7	0	0	0	2	2	0	0	0	0	0	9	17	0.00	1.200
Scott Garrelts, R ERA: 1.72	(9, 1)	0.1		1	0	0	0	0	0	0	0	0	0	0	1	1	0.00	0.000

PITCHER	IP	WLS	BF	H	R	ER	SO	BB	IBB	HBP	BLK	WP	HR	S	P	ERA	WHIP

TOP

New York Mets @ San Francisco Giants

Candlestick Park, San Francisco, CA

Thu May 30 1985, 6:33 AM EDT

Att. 10,207 - Unknown

livebaseballscorecards.com

AB	32
R	2
H	6
RBI	2
BB	3
SO	5
LOB	11

Batter	1	2	3	4	5	6	7	8	9	AB	R	H	RBI	BB	SO	LOB
Dan Gladden, R (1, 8) OBP: 0.310, SLG: 0.337	BBBB 4-0 S BB		x 0-0 1B		SSS 0-3 ③ K		SSS 0-3 ③ K			3	0	1	0	1	2	0
Manny Trillo, R (1, 4) OBP: 0.287, SLG: 0.275	x 0-0 ① F4		x 0-0 ③ G3			x 0-0 2B 1B		x 0-0 ① 1-3		4	0	1	0	0	0	2
Chili Davis, S (1, 9) OBP: 0.360, SLG: 0.461	SSS 0-3 ② K			x 0-0 F9 1B 1B		x 0-0 1-3 2B		SSS 0-3 ② K		4	0	2	0	0	2	1
Gary Rajsich, L (1, 3) OBP: 0.279, SLG: 0.291 Scott Garrelts, R (9, 1)	SSS 0-3 ③ K 1-2			x 0-0 1-2 1B		x 0-0 ① L3		x 0-0 ③ F3		4	0	1	0	0	1	3
										0	0	0	0	0	0	0
Jeffrey Leonard, R (1, 7) OBP: 0.241, SLG: 0.302		x 0-0 ① 5-3		SSS 0-3 ① K		SSS 0-3 ② K			SSS 0-3 ① K	4	0	0	0	0	3	4
Chris Brown, R (1, 5) OBP: 0.298, SLG: 0.341		x 0-0 ② L4		x 0-0 ② F9 2-3		SSS 0-3 ③ K			SSS 0-3 ② K	4	0	0	0	0	2	4
Alex Trevino, R (1, 2) OBP: 0.259, SLG: 0.302		x 0-0 ③ 6-3		SSS 0-3 ③ K			x 0-0 HR		SSS 0-3 ③ K	4	1	1	1	0	2	2
Jose Uribe, S (1, 6) OBP: 0.248, SLG: 0.305			x 0-0 ① F6		x 0-0 ① L5		x 0-0 ① 6-3			3	0	0	0	0	0	0
Jim Gott, R (1, 1) OBP: 0.211, SLG: 0.526 Duane Kuiper, L (7, PH) OBP: 0.500, SLG: 0.333 Frank Williams, R (8, 1) Scot Thompson, L (9, 3) OBP: 0.196, SLG: 0.214			SSS 0-3 ② K		SSS 0-3 ② K		x 0-0 ② 5-3			2	0	0	0	0	2	0
										1	0	0	0	0	0	0
										0	0	0	0	0	0	0
										0	0	0	0	0	0	0
Inning Stats	R: 0 H: 0 E: 0 LOB: 1 K: 2 BB: 1 S: 7 P: 11	R: 0 H: 0 E: 0 LOB: 0 K: 0 BB: 0 S: 3 P: 3	R: 0 H: 1 E: 0 LOB: 1 K: 1 BB: 0 S: 6 P: 6	R: 0 H: 2 E: 0 LOB: 2 K: 2 BB: 0 S: 9 P: 9	R: 0 H: 0 E: 0 LOB: 0 K: 2 BB: 0 S: 7 P: 7	R: 0 H: 2 E: 0 LOB: 2 K: 2 BB: 0 S: 9 P: 9	R: 1 H: 1 E: 0 LOB: 0 K: 1 BB: 0 S: 6 P: 6	R: 0 H: 0 E: 0 LOB: 0 K: 1 BB: 0 S: 5 P: 5	R: 0 H: 0 E: 0 LOB: 0 K: 3 BB: 0 S: 9 P: 9							

PITCHER	IP	WLS	BF	H	R	ER	SO	BB	IBB	HBP	BLK	WP	HR	S	P	ERA	WHIP
Dwight Gooden, R (1, 1) ERA: 1.79	9.0	W	34	6	1	1	14	1	0	0	0	0	1	61	65	1.00	0.778

PITCHER	IP	WLS	BF	H	R	ER	SO	BB	IBB	HBP	BLK	WP	HR	S	P	ERA	WHIP

New York Mets @ San Francisco Giants

Candlestick Park, San Francisco, CA

Thu May 30 1985, 6:33 AM EDT

Att. 10,207 - Unknown

BOTTOM

livebaseballscorecards.com

AB	33
R	1
H	6
RBI	1
BB	1
SO	14
LOB	16

1B: 4	SF: 0	WP: 0	PA: 34
2B: 1	SAC: 0	PB: 0	
3B: 0	DP: 0	SB: 1	
HR: 1	HBP: 0	CS: 0	

Batter	1	2	3	4	5	6	7	8	9	AB	R	H	RBI	BB	SO	LOB
Mookie Wilson, S (1, 8) OBP: 0.329, SLG: 0.418	F5		G3		F8			HR		4	1	1	1	0	0	1
Wally Backman, S (1, 4) OBP: 0.290, SLG: 0.298	3-1			4-3		F7		4-3		4	0	0	0	0	0	0
Keith Hernandez, L (1, 3) OBP: 0.378, SLG: 0.387	K			F8		4-3		F7		4	0	0	0	0	1	0
Gary Carter, R (1, 2) OBP: 0.358, SLG: 0.396		G4-6-3, 1B 1B		6-3		F8			6-3	4	0	1	0	0	0	0
George Foster, R (1, 7) OBP: 0.281, SLG: 0.466		G4-6-3 1-2 1B			2B SF9 1B		F6		F4	4	1	2	0	0	0	0
Danny Heep, L (1, 9) OBP: 0.330, SLG: 0.386		G4-6-3 1-2f 2-3			SF9 1-3 1B 2B		F8		F8	4	1	1	0	0	0	2
Howard Johnson, S (1, 5) OBP: 0.246, SLG: 0.218		5-3			SF9 2-3 3-H		1B			2	0	1	1	0	0	1
Rafael Santana, R (1, 6) OBP: 0.252, SLG: 0.259			4-3		K		4-3			3	0	0	0	0	1	2
Sid Fernandez, L (1, 1) OBP: 0.250, SLG: 0.250 Terry Blocker, L (8, PH) Doug Sisk, R (8, 1)			4-3		1B 3-H			4-3		2 1 0	0 0 0	1 0 0	1 0 0	0 0 0	0 0 0	0 0 0
Inning Stats	R: 0 E: 0 K: 1 S: 5 H: 0 LOB: 0 BB: 0 P: 5	R: 0 E: 0 K: 0 S: 4 H: 2 LOB: 1 BB: 0 P: 4	R: 0 E: 0 K: 0 S: 3 H: 0 LOB: 0 BB: 0 P: 3	R: 0 E: 0 K: 0 S: 3 H: 0 LOB: 0 BB: 0 P: 3	R: 2 E: 0 K: 1 S: 8 H: 3 LOB: 1 BB: 0 P: 8	R: 0 E: 0 K: 0 S: 3 H: 0 LOB: 0 BB: 0 P: 3	R: 0 E: 0 K: 0 S: 4 H: 1 LOB: 1 BB: 0 P: 4	R: 1 E: 0 K: 0 S: 4 H: 1 LOB: 0 BB: 0 P: 4	R: 0 E: 0 K: 0 S: 3 H: 0 LOB: 0 BB: 0 P: 3	1B: 5 2B: 1 3B: 0 HR: 1 SF: 1 SAC: 0 DP: 1 HBP: 0						

TOP

New York Mets @ San Diego Padres

Jack Murphy Stadium, San Diego, CA

Fri May 31 1985, 10:05 PM EDT

Att. 54,305 - Unknown

livebaseballscorecards.com

AB	32
R	3
H	7
RBI	3
BB	0
SO	2
LOB	6

PITCHER		IP	WLS	BF	H	R	ER	SO	BB	IBB	HBP	BLK	WP	HR	S	P	ERA	WHIP
LaMarr Hoyt, R ERA: 3.8	(1, 1)	9.0	W	33	7	3	3	2	0	0	0	0	0	1	37	37	3.00	0.778

PITCHER		IP	WLS	BF	H	R	ER	SO	BB	IBB	HBP	BLK	WP	HR	S	P	ERA	WHIP

Batter	1	2	3	4	5	6	7	8	9	AB	R	H	RBI	BB	SO	LOB
Jerry Royster, R (1, 4) OBP: 0.284, SLG: 0.343	5-3		F3		F8		BB			3	0	0	0	1	0	0
Tony Gwynn, L (1, 9) OBP: 0.346, SLG: 0.426	F6		4-3		1-3		F8			4	0	0	0	0	0	1
Steve Garvey, R (1, 3) OBP: 0.318, SLG: 0.492	F7			1-3	4-3			G3 SH1-3 E 1B		4	1	1	0	0	0	0
Kevin McReynolds, R (1, 8) OBP: 0.314, SLG: 0.419		K		2B BB		5-3		SH1-3 1-2		2	1	0	0	1	1	0
Graig Nettles, L (1, 5) OBP: 0.413, SLG: 0.407		2B		1B 1-H 2B		1-3		G3 2-3		4	1	2	1	0	0	1
Carmelo Martinez, R (1, 7) OBP: 0.358, SLG: 0.546		F6		2B 2-3 1B		HR		E5 3-H 1B		4	1	3	2	0	0	1
Terry Kennedy, L (1, 2) OBP: 0.319, SLG: 0.441		BB		K		K		IBB		2	0	0	0	2	2	2
Garry Templeton, S (1, 6) OBP: 0.289, SLG: 0.387		K		1-3 3-H 2B			K	F7		4	0	1	1	0	2	4
LaMarr Hoyt, R (1, 1) OBP: 0.083, SLG: 0.083			K	K			K			3	0	0	0	0	3	2
Inning Stats	R: 0 E: 0 K: 0 S: 3 H: 0 LOB: 0 BB: 0 P: 3	R: 0 E: 0 K: 2 S: 8 H: 1 LOB: 2 BB: 1 P: 12	R: 0 E: 0 K: 1 S: 5 H: 0 LOB: 0 BB: 0 P: 5	R: 2 E: 0 K: 2 S: 10 H: 3 LOB: 2 BB: 1 P: 14	R: 0 E: 0 K: 0 S: 3 H: 0 LOB: 0 BB: 0 P: 3	R: 1 E: 0 K: 1 S: 6 H: 1 LOB: 0 BB: 0 P: 6	R: 0 E: 0 K: 2 S: 7 H: 0 LOB: 1 BB: 1 P: 11	R: 1 E: 1 K: 0 S: 5 H: 2 LOB: 2 BB: 1 P: 9		1B: 3 2B: 3 3B: 0 HR: 1 SF: 0 SAC: 1 DP: 0 HBP: 0						

PITCHER		IP	WLS	BF	H	R	ER	SO	BB	IBB	HBP	BLK	WP	HR	S	P	ERA	WHIP
Sid Fernandez, L ERA: 1.82	(1, 1)	7.0		29	5	3	3	8	3	0	0	0	0	1	42	54	3.86	1.143
Doug Sisk, R ERA: 7.83	(8, 1)	1.0	L	6	2	1	1	0	0	1	0	0	0	0	5	9	9.00	2.000

PITCHER	IP	WLS	BF	H	R	ER	SO	BB	IBB	HBP	BLK	WP	HR	S	P	ERA	WHIP

BOTTOM

New York Mets @ San Diego Padres

Jack Murphy Stadium, San Diego, CA

Fri May 31 1985, 10:05 PM EDT

Att. 54,305 - Unknown

livebaseballscorecards.com

AB	30
R	4
H	7
RBI	4
BB	4
SO	8
LOB	11

New York Mets @ San Diego Padres

Jack Murphy Stadium, San Diego, CA

Sat Jun 01 1985, 10:05 PM EDT

Att. 42,447 - Unknown

TOP

livebaseballscorecards.com

Batter	1	2	3	4	5	6	7	8	9	AB	R	H	RBI	BB	SO	LOB
Mookie Wilson, S (1, 8) OBP: 0.325, SLG: 0.417	6-3		F9		4-3		1B 2B		FC6-4 1-2f 3-H	5	1	1	1	0	0	2
Kelvin Chapman, R (1, 4) OBP: 0.236, SLG: 0.209	2B		L5			BB 1B 1B 1B	G5-4-3 2-H 1B		1-3	3	1	2	0	0	0	0
Rusty Staub, L (7, PH) OBP: 0.389, SLG: 0.438										1	0	1	1	0	0	0
Terry Blocker, L (7, PR)										0	0	0	0	0	0	0
Roger McDowell, R (7, 1) OBP: 0.200, SLG: 0.111										1	0	0	0	0	0	1
Jesse Orosco, R (9, 1) OBP: 0.500, SLG: 0.500										0	0	0	0	0	0	0
Ray Knight, R (1, 5) OBP: 0.261, SLG: 0.333	6-3		5-3			BB 1-2 1B	G5-4-3 1-2f			4	1	1	0	0	0	2
Gary Carter, R (1, 3) OBP: 0.356, SLG: 0.388	6-3			6-3		BBB 1B 1-2 2-3 1B BB		F6		3	1	0	0	1	0	1
(7, 2)																
George Foster, R (1, 7) OBP: 0.280, SLG: 0.459		5-3		F9		1-3 1-3 2-H 3-H 1B		SSS K		4	0	1	2	0	1	0
John Christensen, R (1, 9) OBP: 0.271, SLG: 0.184		1B 1B		6-3		1-3 1-2f		F8		4	0	1	0	0	0	2
Clint Hurdle, L (1, 2) OBP: 0.263, SLG: 0.235		F3			F9	BBB 1B BB			S FC6-4 2B	2	0	0	0	1	0	1
Wally Backman, S (7, 4) OBP: 0.296, SLG: 0.313										1	1	1	0	0	0	0
Rafael Santana, R (1, 6) OBP: 0.265, SLG: 0.280		1-3 1B			2B	1-3 3-H 1B			F4	4	0	3	1	0	0	1
Ron Darling, R (1, 1) OBP: 0.179, SLG: 0.250		F8			SSS K		SSS K		BBB 2-3 FC6-4 BB	2	0	0	0	0	1	3
Keith Hernandez, L (7, PH) OBP: 0.379, SLG: 0.385										1	0	0	0	1	1	0
(7, 3)																
Inning Stats	R: 0 H: 1 E: 0 LOB: 1 K: 0 BB: 0 S: 4 P: 4	R: 0 H: 2 E: 0 LOB: 2 K: 0 BB: 0 S: 5 P: 5	R: 0 H: 0 E: 0 LOB: 0 K: 0 BB: 0 S: 3 P: 3	R: 0 H: 0 E: 0 LOB: 0 K: 0 BB: 0 S: 3 P: 3	R: 0 H: 1 E: 0 LOB: 1 K: 1 BB: 0 S: 6 P: 6	R: 3 H: 4 E: 0 LOB: 2 K: 0 BB: 2 S: 5 P: 13	R: 1 H: 2 E: 0 LOB: 1 K: 1 BB: 0 S: 6 P: 6	R: 0 H: 0 E: 0 LOB: 0 K: 1 BB: 0 S: 5 P: 5	R: 1 H: 1 E: 0 LOB: 1 K: 0 BB: 1 S: 4 P: 8	1B: 7 SF: 0 2B: 5 SAC: 0 3B: 0 DP: 2 HR: 0 HBP: 0						

	AB	35
	R	5
	H	11
	RBI	5
	BB	3
	SO	3
	LOB	13

	WP: 0	PA: 38
	PB: 0	
	SB: 1	
	CS: 0	

PITCHER		IP	WLS	BF	H	R	ER	SO	BB	IBB	HBP	BLK	WP	HR	S	P	ERA	WHIP
Mark Thurmond, L ERA: 3.94	(1, 1)	5.2	L	25	7	3	3	1	2	0	0	0	0	0	25	33	4.76	1.588
Luis DeLeon, R ERA: 3.7	(6, 1)	1.1		5	3	1	1	1	0	0	0	0	0	0	7	7	6.75	2.250
Tim Stoddard, R ERA: 6.0	(8, 1)	2.0		8	1	1	1	1	1	0	0	0	0	0	9	13	4.50	1.000

PITCHER	IP	WLS	BF	H	R	ER	SO	BB	IBB	HBP	BLK	WP	HR	S	P	ERA	WHIP

Batter	1	2	3	4	5	6	7	8	9	AB	R	H	RBI	BB	SO	LOB
Tim Flannery, L (1, 4) OBP: 0.377, SLG: 0.364	BBBB 4-0 1B WP BB		H 1-0 G3 1B SF8 HBP	x 0-0 ③ G3			x 0-0 ② 1-3		x 0-0 4-3 1-3 1B	3	2	1	0	1	0	1
Tony Gwynn, L (1, 9) OBP: 0.352, SLG: 0.431	x 0-0 BB WP 1-3 1B		x 0-0 PB G3 1-2 1B		x 0-0 CS 1B		SSS 0-3 ③ K		x 0-0 ② 4-3 1-2 3-H	5	0	3	1	0	1	1
Steve Garvey, R (1, 3) OBP: 0.310, SLG: 0.479	x 0-0 ① 6-3 1-2 3-H		x 0-0 ① G3 1-2 2-3		x 0-0 ① F8			x 0-0 ① 6-3	x 0-0 ③ F7	5	0	0	0	0	0	5
Graig Nettles, L (1, 5) OBP: 0.408, SLG: 0.400	BBBB 4-0 BB BB		x 0-0 ② SF8 3-H		SSS 0-3 ②③ K 1-2			x 0-0 ② 3-1		2	0	0	1	1	1	1
Kevin McReynolds, R (1, 8) OBP: 0.323, SLG: 0.420	BBBB 4-0 G6-4-3 1-2 2-3 BB		BBBB 4-0 PB BB			x 0-0 ① 6-3		x 0-0 1B 1B		2	0	1	0	2	0	0
Terry Kennedy, L (1, 2) OBP: 0.317, SLG: 0.436 Bobby Brown, S (8, PR) OBP: 0.190, SLG: 0.250 Bruce Bochy, R (9, 2) OBP: 0.208, SLG: 0.333	x 0-0 ②③ G6-4-3 1-2f		SSS 0-3 ③ K 1-2 2-3			SSS 0-3 ② K		x 0-0 S 1-3 1B		4 0 0	0 0 0	1 0 0	0 0 0	0 0 0	2 0 0	5 0 0
Carmelo Martinez, R (1, 7) OBP: 0.362, SLG: 0.541		BBBB 4-0 FC3-6 BB	x 0-0 ① F6			x 0-0 1B		x 0-0 ③ 5-3 1-2		3	0	1	0	1	0	2
Garry Templeton, S (1, 6) OBP: 0.294, SLG: 0.390		x 0-0 ① FC3-6 CS 1-2f	x 0-0 SH5-4 1B			x 0-0 ③ 1-3			x 0-0 FC3-6 1B	4	0	2	0	0	0	2
Mark Thurmond, L (1, 1) Luis DeLeon, R (6, 1) OBP: 0.250, SLG: 0.250 Al Bumbry, L (7, PH) OBP: 0.341, SLG: 0.333 Tim Stoddard, R (8, 1) Kurt Bevacqua, R (9, PH) OBP: 0.435, SLG: 0.333		SSS 0-3 ②③ K 1-2	x 0-0 ② SH5-4 1-2				x 0-0 ① 1-3		x 0-0 ① FC3-6 1B 4-3 1-2f	1 0 1 0 1	0 0 0 0 1	0 0 0 0 0	0 0 0 0 0	1 0 0 0 0	1 0 0 0 1	1 0 0 0 1
Inning Stats	R: 1 H: 1 E: 0 LOB: 2 K: 0 BB: 3 S: 3 P: 15	R: 0 H: 0 E: 0 LOB: 0 K: 1 BB: 1 S: 4 P: 8	R: 1 H: 1 E: 0 LOB: 2 K: 1 BB: 1 S: 6 P: 11	R: 0 H: 1 E: 0 LOB: 1 K: 0 BB: 0 S: 4 P: 4	R: 0 H: 1 E: 0 LOB: 0 K: 1 BB: 0 S: 5 P: 5	R: 0 H: 1 E: 0 LOB: 1 K: 1 BB: 0 S: 6 P: 6	R: 0 H: 1 E: 0 LOB: 0 K: 1 BB: 0 S: 5 P: 5	R: 0 H: 2 E: 0 LOB: 3 K: 0 BB: 0 S: 5 P: 5	R: 1 H: 2 E: 0 LOB: 1 K: 0 BB: 0 S: 5 P: 5	1B: 9 2B: 0 3B: 0 HR: 0	SF: 1 SAC: 1 DP: 1 HBP: 1						

PITCHER		IP	WLS	BF	H	R	ER	SO	BB	IBB	HBP	BLK	WP	HR	S	P	ERA	WHIP
Ron Darling, R ERA: 2.5	(1, 1)	6.0	W	26	5	2	2	4	5	0	1	0	1	0	28	49	3.00	1.667
Roger McDowell, R ERA: 2.88	(7, 1)	2.1		11	4	1	1	1	0	0	0	0	0	0	13	13	3.86	1.714
Jesse Orosco, L ERA: 2.22	(9, 1)	0.2	S	2	0	0	0	0	0	0	0	0	0	0	2	2	0.00	0.000

PITCHER	IP	WLS	BF	H	R	ER	SO	BB	IBB	HBP	BLK	WP	HR	S	P	ERA	WHIP

BOTTOM

New York Mets @ San Diego Padres

Jack Murphy Stadium, San Diego, CA

Sat Jun 01 1985, 10:05 PM EDT

Att. 42,447 - Unknown

livebaseballscorecards.com

AB	31
R	3
H	9
RBI	2
BB	5
SO	5
LOB	19

Batter	1	2	3	4	5	6	7	8	9	AB	R	H	RBI	BB	SO	LOB
Mookie Wilson, S (1, 8) OBP: 0.321, SLG: 0.410	4-3		1B 2B 1B 1-3		4-3		F3		F5	5	1	1	0	0	0	0
Wally Backman, S (1, 4) OBP: 0.295, SLG: 0.311	4-3		2B E 1B 1-3 3-H			F8	F1			4	1	1	1	0	0	0
Keith Hernandez, L (1, 3) OBP: 0.387, SLG: 0.406	2B		E 2B 1-3 3-H			HR 1B		5-3		4	1	3	1	0	0	0
Gary Carter, R (1, 2) OBP: 0.359, SLG: 0.407	F5		FC5-2-5-1-5-6-4 2-3 3-H			1-H HR		BBBB HR BB		3	2	1	2	1	0	2
Danny Heep, L (1, 9) OBP: 0.337, SLG: 0.425		4-3		F8		BB 1B		1-H HR		4	1	2	2	0	0	0
Ray Knight, R (1, 5) OBP: 0.260, SLG: 0.328		F3		CS 1B		F5		F4		4	0	1	0	0	0	1
Howard Johnson, S (1, 6) OBP: 0.246, SLG: 0.212 Rafael Santana, R (8, 6) OBP: 0.265, SLG: 0.280		F7	SSS K 1-2			BBBB 1-2 BB		L5		3 0	0 0	0 0	0 0	1 0	1 0	1 0
Terry Blocker, L (1, 7) OBP: 0.167, SLG: 0.091			1B 1B 1B		F9	F9			5-3	4	1	1	0	0	0	2
Calvin Schiraldi, R (1, 1) OBP: 0.143, SLG: 0.143 Doug Sisk, R (6, 1)			SSS K		F3		SSS K		SSS K	2 2	0 0	0 0	0 0	0 0	1 2	1 0
Inning Stats	R: 0 E: 0 K: 0 S: 4 H: 1 LOB: 1 BB: 0 P: 4	R: 0 E: 0 K: 0 S: 3 H: 0 LOB: 0 BB: 0 P: 3	R: 3 E: 1 K: 1 S: 8 H: 4 LOB: 0 BB: 0 P: 8	R: 0 E: 0 K: 1 S: 5 H: 1 LOB: 1 BB: 0 P: 5	R: 0 E: 0 K: 0 S: 3 H: 0 LOB: 0 BB: 0 P: 3	R: 2 E: 0 K: 0 S: 6 H: 3 LOB: 2 BB: 1 P: 10	R: 0 E: 0 K: 1 S: 5 H: 0 LOB: 0 BB: 0 P: 5	R: 2 E: 0 K: 0 S: 4 H: 1 LOB: 0 BB: 1 P: 8	R: 0 E: 0 K: 1 S: 5 H: 0 LOB: 0 BB: 0 P: 5	1B: 6 2B: 4 3B: 0 HR: 2 SF: 0 SAC: 0 DP: 2 HBP: 0						

PITCHER	IP	WLS	BF	H	R	ER	SO	BB	IBB	HBP	BLK	WP	HR	S	P	ERA	WHIP
Eric Show, R (1, 1) ERA: 3.57	5.2	L	25	9	5	4	2	1	0	0	0	0	1	28	32	6.35	1.765
Tim Stoddard, R (6, 1) ERA: 5.51	1.1		4	0	0	0	1	0	0	0	0	0	0	6	6	0.00	0.000
Greg Booker, R (8, 1) ERA: 4.96	2.0		8	1	2	2	1	1	0	0	0	0	1	9	13	9.00	1.000

PITCHER	IP	WLS	BF	H	R	ER	SO	BB	IBB	HBP	BLK	WP	HR	S	P	ERA	WHIP

TOP

New York Mets @ San Diego Padres

Jack Murphy Stadium, San Diego, CA

Sun Jun 02 1985, 6:33 AM EDT

Att. 32,561 - Unknown

livebaseballscorecards.com

AB	35
R	7
H	10
RBI	6
BB	2
SO	4
LOB	7

PA: 37

WP: 0
PB: 0
SB: 0
CS: 1

Batter	1	2	3	4	5	6	7	8	9	AB	R	H	RBI	BB	SO	LOB
Tim Flannery, L (1, 4) OBP: 0.381, SLG: 0.363	BBBB 4-0 HR BB		x 0-0 ① G3		x 0-0 ③ F7		x 0-0 1-2 1B			3	1	1	0	1	0	0
Tony Gwynn, L (1, 9) OBP: 0.355, SLG: 0.449	x 0-0 1-H HR		x 0-0 ② 4-3			x 0-0 WP BB 5-3 1B	x 0-0 ③ 4-3			4	2	2	2	0	0	2
Steve Garvey, R (1, 3) OBP: 0.308, SLG: 0.472	x 0-0 ① 6-3		x 0-0 ③ F8			BBBB 4-0 5-3 WP 1-2 FC3-2 BB		SSS 0-3 ① K		3	0	0	0	1	1	0
Graig Nettles, L (1, 5) OBP: 0.397, SLG: 0.387	x 0-0 ② F7			x 0-0 ① F2		x 0-0 ① 5-3 1-3 2-H		x 0-0 ② F8		4	0	0	1	0	0	1
Kevin McReynolds, R (1, 8) OBP: 0.321, SLG: 0.416	x 0-0 1B			SSS 0-3 ② K		x 0-0 ② FC3-2 3-H		x 0-0 ③ 6-3		4	0	1	0	0	1	1
Terry Kennedy, L (1, 2) OBP: 0.316, SLG: 0.431	x 0-0 ③ G3			x 0-0 1B		x 0-0 ③ G3			x 0-0 ① 4-3	4	0	1	0	0	0	2
Carmelo Martinez, R (1, 7) OBP: 0.353, SLG: 0.526		x 0-0 ① 5-3		SSS 0-3 ③ K			x 0-0 ① 6-3		x 0-0 ② 6-3	4	0	0	0	0	1	1
Garry Templeton, S (1, 6) OBP: 0.293, SLG: 0.383		SSS 0-3 ② K			x 0-0 ① F6		BBBB 4-0 FC6-4 BB		x 0-0 ③ 4-3	3	0	0	0	1	1	0
Eric Show, R (1, 1) OBP: 0.100, SLG: 0.100 Tim Stoddard, R (6, 1) Al Bumbry, L (7, PH) OBP: 0.333, SLG: 0.325 Greg Booker, R (8, 1)		SSS 0-3 ③ K			SSS 0-3 ② K		x 0-0 ② FC6-4 1B 1-2f			2 0 1 0	0 0 0 0	0 0 0 0	0 0 0 0	0 0 0 0	2 0 0 0	0 0 1 0
Inning Stats	R: 2 E: 0 K: 0 S: 5 H: 2 LOB: 1 BB: 1 P: 9	R: 0 E: 0 K: 2 S: 7 H: 0 LOB: 0 BB: 0 P: 7	R: 0 E: 0 K: 0 S: 3 H: 0 LOB: 0 BB: 0 P: 3	R: 0 E: 0 K: 2 S: 8 H: 1 LOB: 1 BB: 0 P: 8	R: 0 E: 0 K: 1 S: 5 H: 0 LOB: 0 BB: 0 P: 5	R: 1 E: 0 K: 0 S: 4 H: 1 LOB: 1 BB: 1 P: 8	R: 0 E: 0 K: 0 S: 4 H: 1 LOB: 2 BB: 1 P: 8	R: 0 E: 0 K: 1 S: 5 H: 0 LOB: 0 BB: 0 P: 5	R: 0 E: 0 K: 0 S: 3 H: 0 LOB: 0 BB: 0 P: 3	1B: 4 2B: 0 3B: 0 HR: 1	SF: 0 SAC: 0 DP: 0 HBP: 0			WP: 1 PB: 0 SB: 0 CS: 0	PA: 35		

PITCHER	IP	WLS	BF	H	R	ER	SO	BB	IBB	HBP	BLK	WP	HR	S	P	ERA	WHIP
Calvin Schiraldi, R (1, 1) ERA: 5.3	5.0	W	21	4	3	3	5	2	0	0	0	0	1	29	37	5.40	1.200
Doug Sisk, R (6, 1) ERA: 6.67	4.0	S	14	1	0	0	1	1	0	0	0	1	0	15	19	0.00	0.500

PITCHER	IP	WLS	BF	H	R	ER	SO	BB	IBB	HBP	BLK	WP	HR	S	P	ERA	WHIP

BOTTOM

New York Mets @ San Diego Padres

Jack Murphy Stadium, San Diego, CA

Sun Jun 02 1985, 6:33 AM EDT

Att. 32,561 - Unknown

livebaseballscorecards.com

AB	32
R	3
H	5
RBI	3
BB	3
SO	6
LOB	8

Batter	1	2	3	4	5	6	7	8	9	10	11	12	AB	R	H	RBI	BB	SO	LOB
Mookie Wilson, S (1, 8) OBP: 0.327, SLG: 0.406	K			BB		1B		F9		6-3		IBB	4	1	1	0	2	1	0
Wally Backman, S (1, 4) OBP: 0.299, SLG: 0.315	K			4-3		1B		F8			G3 S 1B	1-3	5	1	2	0	0	1	1
Ray Knight, R (12, PH) (12, 4) OBP: 0.257, SLG: 0.323													1	0	0	0	0	0	2
Keith Hernandez, L (1, 3) OBP: 0.392, SLG: 0.415	1-3			BB		2B			HR		G3	IBB	4	1	2	2	1	0	1
Gary Carter, R (1, 2) OBP: 0.366, SLG: 0.409		G4-6-3 1B		FC6-4		G6-4-3 1B			F3		IBB		4	0	2	0	1	0	3
George Foster, R (1, 7) OBP: 0.270, SLG: 0.441		F4		G3		G6-4-3			F6		K		5	0	0	0	0	1	8
Danny Heep, L (1, 9) OBP: 0.340, SLG: 0.451		G4-6-3			4-3		BB		HR		F7		4	1	1	2	1	0	3
Howard Johnson, S (1, 5) OBP: 0.252, SLG: 0.220			G6-4-3 1B		F9		K		3-1			SH2-4 1B	5	0	2	0	0	1	1
Rafael Santana, R (1, 6) OBP: 0.258, SLG: 0.272			G6-4-3		5-3		5-3			5-3		SH2-4	4	0	0	0	0	0	2
Ed Lynch, R (7, ?) Terry Blocker, L (8, PH) Roger McDowell, R (8, ?) Clint Hurdle, L (8, PH) Jesse Orosco, R (8, ?) Kelvin Chapman, R (12, PH) Tom Gorman, L (10, ?) John Christensen, R (12, PH) Doug Sisk, R (10, ?)			6-3			1-3		4-3		F8		F3							
Inning Stats	R: 0 E: 0 K: 2 S: 7 H: 0 LOB: 0 BB: 0 P: 7	R: 0 E: 0 K: 0 S: 3 H: 1 LOB: 0 BB: 0 P: 3	R: 0 E: 0 K: 0 S: 3 H: 1 LOB: 0 BB: 0 P: 3	R: 0 E: 0 K: 0 S: 3 H: 0 LOB: 2 BB: 2 P: 11	R: 0 E: 0 K: 0 S: 3 H: 0 LOB: 0 BB: 0 P: 3	R: 2 E: 0 K: 0 S: 6 H: 4 LOB: 1 BB: 0 P: 6	R: 0 E: 0 K: 1 S: 4 H: 0 LOB: 0 BB: 1 P: 8	R: 0 E: 0 K: 0 S: 3 H: 0 LOB: 0 BB: 0 P: 3	R: 2 E: 0 K: 0 S: 5 H: 2 LOB: 0 BB: 0 P: 5	R: 0 E: 0 K: 0 S: 3 H: 0 LOB: 0 BB: 0 P: 3	R: 0 E: 0 K: 1 S: 6 H: 1 LOB: 2 BB: 1 P: 10	R: 0 E: 0 K: 0 S: 4 H: 1 LOB: 2 BB: 1 P: 8	1B: 8 2B: 1 3B: 0 HR: 1	SF: 0 SAC: 1 DP: 3 HBP: 0					

PITCHER	IP	WLS	BF	H	R	ER	SO	BB	IBB	HBP	BLK	WP	HR	S	P	ERA	WHIP
Orel Hershiser, R (1, 1) ERA: 1.76	8.0		29	6	2	2	3	3	0	0	0	0	0	32	44	2.25	1.125
Ken Howell, R (9, 1) ERA: 3.94	2.0		8	2	2	2	0	0	0	0	0	0	1	8	8	9.00	1.000
Steve Howe, L (11, 1) ERA: 3.24	2.0	W	10	2	0	0	1	0	2	0	0	0	0	10	18	0.00	1.000

PITCHER	IP	WLS	BF	H	R	ER	SO	BB	IBB	HBP	BLK	WP	HR	S	P	ERA	WHIP

TOP

New York Mets @ Los Angeles Dodgers

Dodger Stadium, Los Angeles, CA

Mon Jun 03 1985, 3:33 AM PDT

Att. 36,935 - Unknown

livebaseballscorecards.com

AB	41
R	4
H	10
RBI	4
BB	5
SO	4
LOB	22

WP: 0 PB: 0 SB: 1 CS: 1 PA: 47

New York Mets @ Los Angeles Dodgers

Dodger Stadium, Los Angeles, CA

Mon Jun 03 1985, 3:33 AM PDT

Att. 36,935 - Unknown

livebaseballscorecards.com

BOTTOM

Batter	1	2	3	4	5	6	7	8	9	10	11	12	AB	R	H	RBI	BB	SO	LOB
Steve Sax, R (1, 4) OBP: 0.345, SLG: 0.278	G3	BB		L3			K		F8 2B	F9			3	0	0	0	1	1	1
Mariano Duncan, R (8, 4) OBP: 0.310, SLG: 0.351									2B				2	1	1	0	0	0	1
Ken Landreaux, L (1, 9) OBP: 0.237, SLG: 0.360	5-3	F8			SH1-3 1B		4-3		F8 2-3		4-3		4	0	1	0	0	0	2
Candy Maldonado, R (9, PH) OBP: 0.217, SLG: 0.263													2	0	0	0	0	0	1
(10, 9)																			
R.J. Reynolds, S (1, 7) OBP: 0.315, SLG: 0.393	1B 2B		6-3		SH1-3 1-2		K		1B 3-H 2B		6-3 1B		5	2	3	1	0	1	0
Pedro Guerrero, R (1, 8) OBP: 0.369, SLG: 0.415	2-H 1B		2B		5-3			F8	4-3 2-H 1B		6-3 1-2		6	0	3	2	0	0	2
Greg Brock, L (1, 3) OBP: 0.288, SLG: 0.407	K		F9		F9			F2	4-3 1-2		4-3		6	0	0	0	0	1	5
Mike Scioscia, L (1, 2) OBP: 0.312, SLG: 0.338		F5	6-3			K		BB E 1B	F6			E BB 1B	4	0	1	0	0	1	1
Bill Russell, R (8, PR) OBP: 0.346, SLG: 0.323													2	1	1	0	0	0	1
(9, 6)																			
Bob Bailor, R (1, 5) OBP: 0.273, SLG: 0.262		4-3		SH2 1B		1B		E6 BB 1-2		G3 SH1-3 1B		F5	4	0	2	0	0	0	1
Bobby Castillo, R (8, PR) OBP: 0.333, SLG: 0.200													0	0	0	0	0	0	0
Steve Yeager, R (9, 2) OBP: 0.182, SLG: 0.190													2	0	1	0	0	0	1
Dave Anderson, R (1, 6) OBP: 0.271, SLG: 0.216		2B BB		F9		K		BB 1-2 2-3		SH1-3 1-2		E BB 1-2	2	1	0	0	3	1	2
(9, 5)																			
Orel Hershiser, R (1, 1) OBP: 0.167, SLG: 0.174													2	0	1	1	0	1	1
Mike Marshall, R (8, PH) OBP: 0.320, SLG: 0.438													1	0	0	0	0	0	3
Ken Howell, R (9, 1)													0	0	0	0	0	0	0
Sid Bream, L (10, PH) OBP: 0.224, SLG: 0.300													1	0	0	0	0	0	1
Steve Howe, L (11, 1)													0	0	0	0	0	0	0
Terry Whitfield, L (12, PH) OBP: 0.292, SLG: 0.458													1	0	0	0	0	0	1
Inning Stats	R: 1 E: 0 K: 1 S: 7 H: 2 LOB: 1 BB: 0 P: 7	R: 1 E: 0 K: 0 S: 4 H: 1 LOB: 2 BB: 2 P: 12	R: 0 E: 0 K: 0 S: 4 H: 1 LOB: 1 BB: 0 P: 4	R: 0 E: 0 K: 0 S: 4 H: 1 LOB: 1 BB: 0 P: 4	R: 0 E: 0 K: 0 S: 4 H: 1 LOB: 1 BB: 0 P: 4	R: 0 E: 0 K: 3 S: 10 H: 1 LOB: 1 BB: 0 P: 10	R: 0 E: 0 K: 2 S: 7 H: 0 LOB: 0 BB: 0 P: 7	R: 0 E: 1 K: 0 S: 5 H: 1 LOB: 3 BB: 1 P: 9	R: 2 E: 0 K: 0 S: 6 H: 3 LOB: 1 BB: 0 P: 6	R: 0 E: 0 K: 0 S: 4 H: 1 LOB: 1 BB: 0 P: 4	R: 0 E: 0 K: 0 S: 4 H: 1 LOB: 1 BB: 0 P: 4	R: 1 E: 1 K: 0 S: 3 H: 1 LOB: 2 BB: 1 P: 7	1B: 9 2B: 5 3B: 0 HR: 0	SF: 0 SAC: 3 DP: 0 HBP: 0					

	AB	47
	R	5
	H	14
	RBI	4
	BB	4
	SO	6
	LOB	24

WP: 0 PB: 0 SB: 0 CS: 0 PA: 54

PITCHER		IP	WLS	BF	H	R	ER	SO	BB	IBB	HBP	BLK	WP	HR	S	P	ERA	WHIP
Ed Lynch, R ERA: 3.04	(1, 1)	5.0		23	6	2	2	1	2	0	0	0	0	0	23	31	3.60	1.600
Roger McDowell, R ERA: 2.74	(6, 1)	2.0		7	1	0	0	5	0	0	0	0	0	0	17	17	0.00	0.500
Jesse Orosco, L ERA: 2.73	(8, 1)	2.0		12	4	2	2	0	1	0	0	0	0	0	11	15	9.00	2.500
Tom Gorman, L ERA: 2.35	(10, 1)	2.0		8	2	0	0	0	0	0	0	0	0	0	8	8	0.00	1.000
Doug Sisk, R ERA: 6.59	(12, 1)	0.1	L	4	1	1	0	0	1	0	0	0	0	0	3	7	0.00	6.000

PITCHER		IP	WLS	BF	H	R	ER	SO	BB	IBB	HBP	BLK	WP	HR	S	P	ERA	WHIP

Batter	1	2	3	4	5	6	7	8	9	AB	R	H	RBI	BB	SO	LOB
Mookie Wilson, S (1, 8) OBP: 0.318, SLG: 0.394	F1		F9		F8			F9	K	5	0	0	0	0	1	5
Kelvin Chapman, R (1, 4) OBP: 0.221, SLG: 0.194	K		G6-4-3 1-2f			6-3		F8		4	0	0	0	0	1	1
Keith Hernandez, L (1, 3) OBP: 0.389, SLG: 0.411	K			4-3		G3			BB 1B FC1-2 1B	4	0	1	0	0	1	0
Gary Carter, R (1, 2) OBP: 0.363, SLG: 0.405		F4		F9		F8			FC1-2 BB 1-2 SF9 1B	4	1	1	0	0	0	0
George Foster, R (1, 7) OBP: 0.270, SLG: 0.431		F3		K			6-3		SF9 FC1-2 1-2 1B 2-3 BB	3	1	0	0	1	1	0
Ray Knight, R (1, 5) OBP: 0.256, SLG: 0.362		HR			F9		6-3		FC1-2 1B 1-2 2-3 3-Hf	4	2	1	1	0	0	3
Danny Heep, L (1, 9) OBP: 0.355, SLG: 0.484		2B			1B BB		2B		SF9 2-3 3-H	2	0	2	1	1	0	0
Rafael Santana, R (1, 6) OBP: 0.258, SLG: 0.272		F8			F8		K		1B 1-2 3-H	4	0	1	1	0	1	3
Dwight Gooden, R (1, 1) OBP: 0.303, SLG: 0.233			G6-4-3		1-2			4-3	1-3 2-H	4	0	3	1	0	0	0
Inning Stats	R: 0 E: 0 K: 2 S: 7 H: 0 LOB: 0 BB: 0 P: 7	R: 1 E: 0 K: 0 S: 5 H: 2 LOB: 1 BB: 0 P: 5	R: 0 E: 0 K: 0 S: 3 H: 1 LOB: 0 BB: 0 P: 3	R: 0 E: 0 K: 1 S: 5 H: 0 LOB: 0 BB: 0 P: 5	R: 0 E: 0 K: 0 S: 4 H: 1 LOB: 2 BB: 1 P: 8	R: 0 E: 0 K: 0 S: 3 H: 0 LOB: 0 BB: 0 P: 3	R: 0 E: 0 K: 1 S: 6 H: 1 LOB: 1 BB: 0 P: 6	R: 0 E: 0 K: 0 S: 3 H: 0 LOB: 0 BB: 0 P: 3	R: 3 E: 0 K: 1 S: 9 H: 4 LOB: 2 BB: 1 P: 13	1B: 6 2B: 2 3B: 0 HR: 1 SF: 1 SAC: 0 DP: 1 HBP: 0						

PITCHER		IP	WLS	BF	H	R	ER	SO	BB	IBB	HBP	BLK	WP	HR	S	P	ERA	WHIP
Fernando Valenzuela, L ERA: 2.06	(1, 1)	8.2	L	36	9	4	4	4	2	0	0	0	0	1	42	50	4.15	1.269
Tom Niedenfuer, R ERA: 3.34	(9, 1)	0.1		1	0	0	0	1	0	0	0	0	0	0	3	3	0.00	0.000

PITCHER	IP	WLS	BF	H	R	ER	SO	BB	IBB	HBP	BLK	WP	HR	S	P	ERA	WHIP

TOP

New York Mets @ Los Angeles Dodgers

Dodger Stadium, Los Angeles, CA

Tue Jun 04 1985, 7:05 PM PDT

Att. 49,386 - Unknown

livebaseballscorecards.com

AB	34
R	4
H	9
RBI	4
BB	2
SO	5
LOB	12

Batter	1	2	3	4	5	6	7	8	9	AB	R	H	RBI	BB	SO	LOB
Steve Sax, R (1, 4) OBP: 0.347, SLG: 0.284	0-0 1B		0-0 F9 ③			0-0 6-3 ①		0-0 1B	0-0 F8 ③	5	0	2	0	0	0	1
Ken Landreaux, L (1, 9) OBP: 0.245, SLG: 0.364	0-0 BLK ① 1-2 1B			0-0 3-1 ①		0-0 F5 ②		0-0 1-3 1B		4	0	2	0	0	0	0
Pedro Guerrero, R (1, 8) OBP: 0.372, SLG: 0.430	0-3 K ②			0-3 K ②		0-0 HR		4-0 IBB		3	1	1	1	1	2	1
Greg Brock, L (1, 3) OBP: 0.279, SLG: 0.393	0-3 K ③ 1-2			0-0 E4		0-0 F8 ③		0-3 K ①		4	0	0	0	0	2	4
Mike Scioscia, L (1, 2) OBP: 0.311, SLG: 0.331		0-0 F9 ①		0-0 F8 ③			4-0 1B BB	0-0 F2 ②		3	0	0	0	1	0	4
Terry Whitfield, L (1, 7) OBP: 0.269, SLG: 0.423		0-3 K ②			0-0 B1-3 ①		0-3 K ①	0-3 K ③		4	0	0	0	0	3	4
Dave Anderson, R (1, 5) OBP: 0.286, SLG: 0.236		0-3 K ③			0-0 1B		0-0 1-2 1B		0-0 F7 ①	4	0	2	0	0	1	0
Mariano Duncan, R (1, 6) OBP: 0.304, SLG: 0.343 Sid Bream, L (9, PH) OBP: 0.237, SLG: 0.314			0-3 K ①		0-3 K ②		0-0 F6 ②		0-0 1B	3	0	0	0	0	2	3
										1	0	1	0	0	0	0
Fernando Valenzuela, L (1, 1) OBP: 0.182, SLG: 0.212 Tom Niedenfuer, R (9, 1) OBP: 0.333, SLG: 0.333 Mike Marshall, R (9, PH) OBP: 0.318, SLG: 0.435			0-0 1-3 ②		0-0 5-3 ③		0-3 K ③		0-3 K ②	3	0	0	0	0	1	3
										0	0	0	0	0	0	0
										1	0	0	0	0	1	1
Inning Stats	R: 0 H: 2 E: 0 LOB: 1 K: 2 BB: 0 S: 8 P: 8	R: 0 H: 0 E: 0 LOB: 0 K: 2 BB: 0 S: 7 P: 7	R: 0 H: 0 E: 0 LOB: 0 K: 1 BB: 0 S: 5 P: 5	R: 0 H: 0 E: 1 LOB: 1 K: 1 BB: 0 S: 6 P: 6	R: 0 H: 1 E: 0 LOB: 1 K: 1 BB: 0 S: 6 P: 6	R: 1 H: 1 E: 0 LOB: 0 K: 0 BB: 0 S: 4 P: 4	R: 0 H: 1 E: 0 LOB: 2 K: 2 BB: 1 S: 8 P: 12	R: 0 H: 2 E: 0 LOB: 3 K: 2 BB: 1 S: 9 P: 13	R: 0 H: 1 E: 0 LOB: 1 K: 1 BB: 0 S: 6 P: 6	1B: 7 SF: 0 2B: 0 SAC: 0 3B: 0 DP: 0 HR: 1 HBP: 0						

PITCHER	IP	WLS	BF	H	R	ER	SO	BB	IBB	HBP	BLK	WP	HR	S	P	ERA	WHIP
Dwight Gooden, R (1, 1) ERA: 1.72	9.0	W	37	8	1	1	12	1	1	0	1	0	1	59	67	1.00	1.000

PITCHER	IP	WLS	BF	H	R	ER	SO	BB	IBB	HBP	BLK	WP	HR	S	P	ERA	WHIP

BOTTOM

New York Mets @ Los Angeles Dodgers

Dodger Stadium, Los Angeles, CA

Tue Jun 04 1985, 7:05 PM PDT

Att. 49,386 - Unknown

livebaseballscorecards.com

AB	35
R	1
H	8
RBI	1
BB	2
SO	12
LOB	21

WP: 0 PA: 37
PB: 0
SB: 0
CS: 0

New York Mets @ Los Angeles Dodgers

Dodger Stadium, Los Angeles, CA

Wed Jun 05 1985, 7:05 PM PDT

Att. 32,631 - Unknown

TOP

livebaseballscorecards.com

Batter	1	2	3	4	5	6	7	8	9	AB	R	H	RBI	BB	SO	LOB
Mookie Wilson, S (1, 8) OBP: 0.311, SLG: 0.385	K		K			5-3		F9		4	0	0	0	0	2	1
Wally Backman, S (1, 4) OBP: 0.292, SLG: 0.307	6-3		L8			F9		F8		3	0	0	0	0	0	1
Kelvin Chapman, R (8, PH) OBP: 0.218, SLG: 0.192 (8, 4)										1	0	0	0	0	0	0
Keith Hernandez, L (1, 3) OBP: 0.391, SLG: 0.409	F8		G4-1 1-2			WP 1B			BB G1	3	0	1	0	1	0	1
Gary Carter, R (1, 2) OBP: 0.356, SLG: 0.395		5-3		F8		K 1-2			F7	4	0	0	0	0	1	2
George Foster, R (1, 7) OBP: 0.269, SLG: 0.448		HR		F8		K			G1 1-2	4	1	1	1	0	1	3
Danny Heep, L (1, 9) OBP: 0.351, SLG: 0.469		BB FC4-6		5-3			3-1		5-3	3	0	0	0	1	0	1
Ray Knight, R (1, 5) OBP: 0.247, SLG: 0.347		FC4-6 1-2f			6-3		5-3			3	0	0	0	0	0	1
Howard Johnson, S (1, 6) OBP: 0.246, SLG: 0.214		K			K		5-3			3	0	0	0	0	2	1
Doug Sisk, R (7, 1)										0	0	0	0	0	0	0
Sid Fernandez, L (1, 1) OBP: 0.300, SLG: 0.300			WP 1B		K			F8		2	0	1	0	0	1	0
Rafael Santana, R (7, 6) OBP: 0.256, SLG: 0.270										1	0	0	0	0	0	0
Inning Stats	R: 0 E: 0 K: 1 S: 5 H: 0 LOB: 0 BB: 0 P: 5	R: 1 E: 0 K: 1 S: 6 H: 1 LOB: 1 BB: 1 P: 10	R: 0 E: 0 K: 1 S: 6 H: 1 LOB: 1 BB: 0 P: 6	R: 0 E: 0 K: 0 S: 3 H: 0 LOB: 0 BB: 0 P: 3	R: 0 E: 0 K: 2 S: 7 H: 0 LOB: 0 BB: 0 P: 7	R: 0 E: 0 K: 2 S: 9 H: 1 LOB: 2 BB: 0 P: 9	R: 0 E: 0 K: 0 S: 3 H: 0 LOB: 0 BB: 0 P: 3	R: 0 E: 0 K: 0 S: 3 H: 0 LOB: 0 BB: 0 P: 3	R: 0 E: 0 K: 0 S: 3 H: 0 LOB: 1 BB: 1 P: 7	1B: 2 2B: 0 3B: 0 HR: 1	SF: 0 SAC: 0 DP: 0 HBP: 0			WP: 2 PB: 0 SB: 0 CS: 0	PA: 33		

	AB	31
	R	1
	H	3
	RBI	1
	BB	2
	SO	7
	LOB	11

PITCHER		IP	WLS	BF	H	R	ER	SO	BB	IBB	HBP	BLK	WP	HR	S	P	ERA	WHIP
Bob Welch, R ERA: 0.9	(1, 1)	5.0	W	18	2	1	1	5	1	0	0	0	1	1	27	31	1.80	0.600
Rick Honeycutt, L ERA: 2.11	(6, 1)	3.0		12	1	0	0	2	1	0	0	0	1	0	15	19	0.00	0.667
Ken Howell, R ERA: 3.86	(9, 1)	0.2		2	0	0	0	0	0	0	0	0	0	0	2	2	0.00	0.000
Steve Howe, L ERA: 3.18	(9, 1)	0.1	S	1	0	0	0	0	0	0	0	0	0	0	1	1	0.00	0.000

PITCHER		IP	WLS	BF	H	R	ER	SO	BB	IBB	HBP	BLK	WP	HR	S	P	ERA	WHIP

Batter	1	2	3	4	5	6	7	8	9	AB	R	H	RBI	BB	SO	LOB
Steve Sax, R (1, 4) OBP: 0.369, SLG: 0.298	BBBB 4-0 CS BB	BBBB 4-0 BB			x 0-0 S 1B 1B		x 0-0 S 1B			2	1	2	0	2	0	0
Mariano Duncan, R (1, 6) OBP: 0.309, SLG: 0.355	x 0-0 ① 1-2 2B	x 0-0 ③ F6			x 0-0 S 1-H 1B		SSS 0-3 ③ K 1-2			4	0	2	1	0	1	4
Candy Maldonado, R (1, 7) OBP: 0.221, SLG: 0.266 Ken Landreaux, L (8, PH) OBP: 0.243, SLG: 0.362 (9, 7)	x 0-0 ② F4		x 0-0 G6-4-3 1B		x 0-0 ② F9 1-2			x 0-0 ① 4-3		3 1	0 0	1 0	0 0	0 0	0 0	2 0
Pedro Guerrero, R (1, 8) OBP: 0.365, SLG: 0.421	x 0-0 ③ F9		x 0-0 ① ② G6-4-3 1-2f		SSS 0-3 ③ K			x 0-0 ② 5-3		4	0	0	0	0	1	3
Mike Marshall, R (1, 9) OBP: 0.317, SLG: 0.428		BBBB 4-0 2B BB	x 0-0 ③ F7			SSS 0-3 ① K		x 0-0 ③ F3		3	1	0	0	1	1	0
Steve Yeager, R (1, 2) OBP: 0.191, SLG: 0.222		x 0-0 SH1-3 1-H 2B		x 0-0 ① 6-3		x 0-0 ② L8				3	0	1	1	0	0	0
Greg Brock, L (1, 3) OBP: 0.274, SLG: 0.386		x 0-0 ① SH1-3 2-3		SSS 0-3 ② K		SSS 0-3 ③ K				2	0	0	0	0	2	0
Dave Anderson, R (1, 5) OBP: 0.288, SLG: 0.228		BBBB 4-0 SH1-4 BB		SSS 0-3 ③ K			x 0-0 ① F3			2	0	0	0	1	1	0
Bob Welch, R (1, 1) Terry Whitfield, L (5, PH) OBP: 0.264, SLG: 0.415 Rick Honeycutt, L (6, 1) Ken Howell, R (9, 1) Steve Howe, L (9, 1)		x 0-0 ② SH1-4 1-2			SSS 0-3 ① K		x 0-0 ② 6-3			0 1 1 0 0	0 0 0 0 0	0 0 0 0 0	0 0 0 0 0	0 1 0 0 0	0 0 0 0 0	0 0 0 0 0
Inning Stats	R: 0 H: 1 E: 0 LOB: 1 K: 0 BB: 1 S: 3 P: 7	R: 1 H: 1 E: 0 LOB: 3 K: 0 BB: 3 S: 4 P: 16	R: 0 H: 1 E: 0 LOB: 0 K: 0 BB: 0 S: 3 P: 3	R: 0 H: 0 E: 0 LOB: 0 K: 2 BB: 0 S: 7 P: 7	R: 1 H: 2 E: 0 LOB: 1 K: 2 BB: 0 S: 9 P: 9	R: 0 H: 0 E: 0 LOB: 0 K: 2 BB: 0 S: 7 P: 7	R: 0 H: 1 E: 0 LOB: 1 K: 1 BB: 0 S: 6 P: 6	R: 0 H: 0 E: 0 LOB: 0 K: 0 BB: 0 S: 3 P: 3		1B: 4 SF: 0 2B: 2 SAC: 2 3B: 0 DP: 1 HR: 0 HBP: 0				WP: 0 PA: 32 PB: 0 SB: 3 CS: 1		

PITCHER		IP	WLS	BF	H	R	ER	SO	BB	IBB	HBP	BLK	WP	HR	S	P	ERA	WHIP
Sid Fernandez, L ERA: 2.01	(1, 1)	6.2	L	28	6	2	2	6	4	0	0	0	0	0	36	52	2.70	1.500
Doug Sisk, R ERA: 6.28	(7, 1)	1.1		4	0	0	0	1	0	0	0	0	0	0	6	6	0.00	0.000

PITCHER	IP	WLS	BF	H	R	ER	SO	BB	IBB	HBP	BLK	WP	HR	S	P	ERA	WHIP

BOTTOM

New York Mets @ Los Angeles Dodgers

Dodger Stadium, Los Angeles, CA

Wed Jun 05 1985, 7:05 PM PDT

Att. 32,631 - Unknown

livebaseballscorecards.com

AB	26
R	2
H	6
RBI	2
BB	4
SO	7
LOB	9

Batter	1	2	3	4	5	6	7	8	9	10	11	12	13	AB	R	H	RBI	BB	SO	LOB
Vince Coleman, S (1, 7) OBP: 0.352, SLG: 0.374	F7		4-3 2-3			K		L6		2-3 1B		K	BB 1B 2-3 1B	7	1	2	0	0	2	1
Willie McGee, S (1, 8) OBP: 0.395, SLG: 0.506	F8		CS 1B 3-H			FC4-6 1B		2B		2-3 1-2		BB 1B	1B BB 1-2	6	1	4	1	1	0	1
Tom Herr, S (1, 4) OBP: 0.441, SLG: 0.484	F8		CS 1-2	K		FC4-6 1-2f		F8		2B		BB 1B 1-2	1B 1B 1-3 2-H 3-H	7	1	3	2	0	1	2
Jack Clark, R (1, 3) OBP: 0.412, SLG: 0.559		FC4-6 BB	1B	K		K			2B G1-2-3 1B	IBB		FC6-4 BB 1-2 2-3	1B 2-H 3-H	4	0	3	2	3	1	1
Andy Van Slyke, L (1, 9) OBP: 0.401, SLG: 0.541 Tito Landrum, R (12, PH) OBP: 0.421, SLG: 0.889 (12, 9)		K	K	K			F6		G1-2-3 2B 1-3	K		FC6-4 1-2f	F8	5 2	0 0	1 0	0 0	0 0	3 0	4 5
Terry Pendleton, S (1, 5) OBP: 0.276, SLG: 0.289	F7			K			G3 1B		G1-2-3 IBB		K		E6 F8	6	1	1	0	1	2	4
Ozzie Smith, S (1, 6) OBP: 0.315, SLG: 0.309	FC4-6 1-2f				F2		G3 1-2		G1-2-3 1-2 2-3 3-Hf		F4		4-3 1-2	6	0	0	0	0	0	6
Tom Nieto, R (1, 2) OBP: 0.354, SLG: 0.301 Tom Lawless, R (13, PR) OBP: 0.308, SLG: 0.385 Randy Hunt, R (13, 2) OBP: 0.286, SLG: 0.286			6-3		F9		F4		IBB		K		E 2-H	5 0 0	0 1 0	1 0 0	1 0 0	1 0 0	1 0 0	1 0 0
Kurt Kepshire, L (1, 1) OBP: 0.176, SLG: 0.250 Ricky Horton, L (8, 1) Jeff Lahti, R (8, 1) Steve Braun, L (9, PH) OBP: 0.200, SLG: 0.200 Ken Dayley, L (9, 1) OBP: 0.333, SLG: 0.333 Ivan De Jesus, R (12, PH) OBP: 0.462, SLG: 0.500 Bill Campbell, R (12, 1) OBP: 0.500, SLG: 0.250			4-3 1B 2B		4-3			K	4-1		K		E8 1B 2-H	3 0 0 1 1 0 1	1 0 0 0 0 0 1	1 0 0 0 0 0 1	0 0 0 0 0 1 1	1 0 0 0 0 0 1	0 0 0 3 0 0 0	
Inning Stats	R: 0 E: 0 K: 0 S: 3 H: 0 LOB: 0 BB: 0 P: 3	R: 0 E: 0 K: 1 S: 5 H: 0 LOB: 1 BB: 1 P: 9	R: 1 E: 0 K: 0 S: 4 H: 2 LOB: 0 BB: 0 P: 4	R: 0 E: 0 K: 3 S: 10 H: 1 LOB: 1 BB: 0 P: 10	R: 0 E: 0 K: 0 S: 3 H: 0 LOB: 0 BB: 0 P: 3	R: 0 E: 0 K: 2 S: 8 H: 1 LOB: 1 BB: 0 P: 8	R: 0 E: 0 K: 0 S: 4 H: 1 LOB: 1 BB: 0 P: 4	R: 0 E: 0 K: 1 S: 6 H: 1 LOB: 1 BB: 0 P: 6	R: 0 E: 0 K: 0 S: 4 H: 2 LOB: 3 BB: 2 P: 12	R: 0 E: 0 K: 1 S: 6 H: 2 LOB: 2 BB: 1 P: 10	R: 0 E: 0 K: 2 S: 7 H: 0 LOB: 0 BB: 0 P: 7	R: 0 E: 0 K: 2 S: 9 H: 2 LOB: 3 BB: 1 P: 13	R: 6 E: 2 K: 0 S: 9 H: 5 LOB: 2 BB: 1 P: 13	1B: 13 2B: 4 3B: 0 HR: 0	SF: 0 SAC: 0 DP: 1 HBP: 0		WP: 0 PB: 0 SB: 0 CS: 1	PA: 61	

PITCHER		IP	WLS	BF	H	R	ER	SO	BB	IBB	HBP	BLK	WP	HR	S	P	ERA	WHIP
Ron Darling, R ERA: 2.37	(1, 1)	8.0		30	6	1	1	7	1	0	0	0	0	0	43	47	1.12	0.875
Roger McDowell, R ERA: 2.62	(9, 1)	2.0		11	4	0	0	1	0	3	0	0	0	0	10	22	0.00	2.000
Jesse Orosco, L ERA: 2.54	(11, 1)	2.0		9	2	0	0	4	1	0	0	0	0	0	16	20	0.00	1.500
Doug Sisk, R ERA: 7.58	(13, 1)	1.0	L	10	5	6	5	0	1	0	0	0	0	0	9	13	45.00	6.000

PITCHER		IP	WLS	BF	H	R	ER	SO	BB	IBB	HBP	BLK	WP	HR	S	P	ERA	WHIP

TOP

St. Louis Cardinals @ New York Mets

Shea Stadium, Flushing, NY

Fri Jun 07 1985, 7:05 PM EDT

Att. 34,490 - Unknown

livebaseballscorecards.com

AB	54
R	7
H	17
RBI	7
BB	6
SO	12
LOB	28

Batter	1	2	3	4	5	6	7	8	9	10	11	12	13	AB	R	H	RBI	BB	SO	LOB
Mookie Wilson, S (1, 8) OBP: 0.312, SLG: 0.385	6-3			G3		K		IBB			K		2-H 2B	5	0	1	1	1	2	0
Wally Backman, S (1, 4) OBP: 0.293, SLG: 0.308	6-3			S 1B		4-3		K			6-3		5-3	3	0	1	0	0	0	0
Kelvin Chapman, R (8, PH) (9, 4) OBP: 0.210, SLG: 0.184														3	0	0	0	0	1	3
Keith Hernandez, L (1, 3) OBP: 0.385, SLG: 0.398	F8			FC6-4 1-2 BB		F7			G3		K2-3		F7	5	0	0	0	1	1	1
Gary Carter, R (1, 2) OBP: 0.352, SLG: 0.389		L5		K			F3		FC6-4 1B			F3		5	0	1	0	0	1	2
George Foster, R (1, 7) OBP: 0.267, SLG: 0.439		K		FC6-4 1-2f			K		F8			1B		5	0	1	0	0	2	3
Danny Heep, L (1, 9) OBP: 0.353, SLG: 0.495		L4			HR		1B		FC6-4 1-2f			F7		5	1	2	1	0	0	2
Doug Sisk, R (13, 1)														0	0	0	0	0	0	0
Ray Knight, R (1, 5) OBP: 0.238, SLG: 0.333	F8				K			E5 3-1 SH1-4			K			3	0	0	0	0	1	0
Howard Johnson, S (8, PR) (9, 5) OBP: 0.242, SLG: 0.211												F6		2	0	0	0	0	1	1
Rafael Santana, R (1, 6) OBP: 0.256, SLG: 0.276	F7				F6			SH1-4 1-2			K		2B 2B	4	1	1	0	0	1	0
Ron Darling, R (1, 1) OBP: 0.167, SLG: 0.233	F8				K			3-1 2-3			K		F4	2	0	0	0	0	1	0
Rusty Staub, L (8, PH) OBP: 0.364, SLG: 0.412														1	0	0	0	0	0	2
Roger McDowell, R (9, 1) OBP: 0.000, SLG: 0.000														0	0	0	0	0	0	0
John Christensen, R (10, PH) OBP: 0.262, SLG: 0.179														1	0	0	0	0	1	0
Jesse Orosco, R (11, 1) OBP: 0.500, SLG: 0.500														0	0	0	0	0	0	0
Terry Blocker, L (13, 9) OBP: 0.143, SLG: 0.077														1	0	0	0	0	0	1
Inning Stats	R: 0 H: 0 E: 0 LOB: 0 K: 0 BB: 0 S: 3 P: 3	R: 0 H: 0 E: 0 LOB: 0 K: 1 BB: 0 S: 5 P: 5	R: 0 H: 0 E: 0 LOB: 0 K: 0 BB: 0 S: 3 P: 3	R: 0 H: 1 E: 0 LOB: 2 K: 1 BB: 1 S: 6 P: 10	R: 1 H: 1 E: 0 LOB: 0 K: 2 BB: 0 S: 8 P: 8	R: 0 H: 0 E: 0 LOB: 0 K: 1 BB: 0 S: 5 P: 5	R: 0 H: 1 E: 0 LOB: 1 K: 1 BB: 0 S: 5 P: 5	R: 0 H: 0 E: 1 LOB: 2 K: 1 BB: 1 S: 6 P: 10	R: 0 H: 1 E: 0 LOB: 1 K: 0 BB: 0 S: 4 P: 4	R: 0 H: 0 E: 0 LOB: 1 K: 3 BB: 0 S: 9 P: 9	R: 0 H: 0 E: 0 LOB: 0 K: 2 BB: 0 S: 7 P: 7	R: 0 H: 1 E: 0 LOB: 1 K: 0 BB: 0 S: 4 P: 4	R: 1 H: 2 E: 0 LOB: 1 K: 0 BB: 0 S: 5 P: 5	1B: 4 SF: 0 2B: 2 SAC: 1 3B: 0 DP: 0 HR: 1 HBP: 0		WP: 0 PA: 48 PB: 0 SB: 1 CS: 0			

PITCHER		IP	WLS	BF	H	R	ER	SO	BB	IBB	HBP	BLK	WP	HR	S	P	ERA	WHIP
Kurt Kepshire, R ERA: 5.37	(1, 1)	7.1		26	3	1	1	6	1	0	0	0	0	1	37	41	1.23	0.545
Ricky Horton, L ERA: 1.35	(8, 1)	0.1		2	0	0	0	0	0	1	0	0	0	0	1	5	0.00	0.000
Jeff Lahti, R ERA: 3.06	(8, 1)	0.1		1	0	0	0	1	0	0	0	0	0	0	3	3	0.00	0.000
Ken Dayley, L ERA: 1.98	(9, 1)	3.0		10	1	0	0	5	0	0	0	0	0	0	20	20	0.00	0.333
Bill Campbell, R ERA: 3.42	(12, 1)	2.0	W	9	3	1	1	0	0	0	0	0	0	0	9	9	4.50	1.500

PITCHER	IP	WLS	BF	H	R	ER	SO	BB	IBB	HBP	BLK	WP	HR	S	P	ERA	WHIP

BOTTOM

St. Louis Cardinals @ New York Mets

Shea Stadium, Flushing, NY

Fri Jun 07 1985, 7:05 PM EDT

Att. 34,490 - Unknown

livebaseballscorecards.com

AB	45
R	2
H	7
RBI	2
BB	2
SO	12
LOB	15

Batter	1	2	3	4	5	6	7	8	9	AB	R	H	RBI	BB	SO	LOB
Vince Coleman, S (1, 7) OBP: 0.345, SLG: 0.366	F7			F9		4-3			K	4	0	0	0	0	1	0
Willie McGee, S (1, 8) OBP: 0.392, SLG: 0.500	5-3			1B		G3			G3	4	0	1	0	0	0	0
Tom Herr, S (1, 4) OBP: 0.442, SLG: 0.497	K			F8			BB		HR	3	1	1	1	1	1	1
Jack Clark, R (1, 3) OBP: 0.404, SLG: 0.547		5-3		F6			F8		F7	4	0	0	0	0	0	2
Andy Van Slyke, L (1, 9) OBP: 0.394, SLG: 0.529		F7			L6		F8			3	0	0	0	0	0	1
Terry Pendleton, S (1, 5) OBP: 0.277, SLG: 0.290		6-3			1B		F7			3	0	1	0	0	0	1
Ozzie Smith, S (1, 6) OBP: 0.310, SLG: 0.304			F4		F5			5-3		3	0	0	0	0	0	1
Tom Nieto, R (1, 2) OBP: 0.341, SLG: 0.289			F7		F8			6-3		3	0	0	0	0	0	1
John Tudor, L (1, 1) OBP: 0.040, SLG: 0.040			G3			F7		F5		3	0	0	0	0	0	0
Inning Stats	R: 0 E: 0 K: 1 S: 5	H: 0 LOB: 0 BB: 0 P: 5	R: 0 E: 0 K: 0 S: 3	H: 0 LOB: 0 BB: 0 P: 3	R: 0 E: 0 K: 0 S: 3	H: 0 LOB: 0 BB: 0 P: 3	R: 0 E: 0 K: 0 S: 4	H: 1 LOB: 1 BB: 0 P: 4	R: 0 E: 0 K: 0 S: 4	H: 1 LOB: 1 BB: 0 P: 4	R: 0 E: 0 K: 0 S: 3	H: 0 LOB: 0 BB: 0 P: 3	R: 0 E: 0 K: 0 S: 3	H: 0 LOB: 1 BB: 1 P: 7	R: 0 E: 0 K: 0 S: 3	H: 0 LOB: 0 BB: 0 P: 3	R: 1 E: 0 K: 1 S: 6	H: 1 LOB: 0 BB: 0 P: 6	1B: 2 2B: 0 3B: 0 HR: 1	SF: 0 SAC: 0 DP: 0 HBP: 0	WP: 0 PB: 0 SB: 0 CS: 0	PA: 31

PITCHER		IP	WLS	BF	H	R	ER	SO	BB	IBB	HBP	BLK	WP	HR	S	P	ERA	WHIP
Ed Lynch, R ERA: 2.73	(1, 1)	8.0		27	2	0	0	1	1	0	0	0	0	0	28	32	0.00	0.375
Tom Gorman, L ERA: 2.63	(9, 1)	1.0	L	4	1	1	1	1	0	0	0	0	0	1	6	6	9.00	1.000

PITCHER	IP	WLS	BF	H	R	ER	SO	BB	IBB	HBP	BLK	WP	HR	S	P	ERA	WHIP

TOP

St. Louis Cardinals @ New York Mets

Shea Stadium, Flushing, NY

Sat Jun 08 1985, 3:33 AM EDT

Att. 36,424 - Unknown

livebaseballscorecards.com

AB	30
R	1
H	3
RBI	1
BB	1
SO	2
LOB	7

Batter	1	2	3	4	5	6	7	8	9	AB	R	H	RBI	BB	SO	LOB
Mookie Wilson, S (1, 8) OBP: 0.305, SLG: 0.376	G3		F2			G3		6-3 1-2 2-3		4	0	0	0	0	0	3
Kelvin Chapman, R (1, 4) OBP: 0.200, SLG: 0.175	F7			F9		F7			L6	4	0	0	0	0	0	0
Ray Knight, R (1, 5) OBP: 0.227, SLG: 0.316	F8			4-3			L6		F9	4	0	0	0	0	0	0
George Foster, R (1, 7) OBP: 0.260, SLG: 0.427		F7		K			F8		F8	4	0	0	0	0	1	0
Danny Heep, L (1, 3) OBP: 0.345, SLG: 0.481		K			K		F8			3	0	0	0	0	2	0
John Christensen, R (1, 9) OBP: 0.266, SLG: 0.185		5-3			1-3			WP SH1-3 1B		3	0	1	0	0	0	0
Ronn Reynolds, R (1, 2) OBP: 0.500, SLG: 0.500			K		FC4 1B			SH1-3 1-2		2	0	1	0	0	1	0
Rafael Santana, R (1, 6) OBP: 0.251, SLG: 0.270			F3		FC4 1-2f			6-3		3	0	0	0	0	0	2
Ed Lynch, R (1, 1) OBP: 0.182, SLG: 0.100 Keith Hernandez, L (8, PH) OBP: 0.388, SLG: 0.398 Ron Darling, R (8, PR) OBP: 0.167, SLG: 0.233 Tom Gorman, L (9, 1)			1B			K		WP IBB		2 0 0 0	0 0 0 0	1 0 0 0	0 1 0 0	0 0 0 0	1 0 0 0	0 0 0 0
Inning Stats	R: 0 E: 0 K: 0 S: 3 H: 0 LOB: 0 BB: 0 P: 3	R: 0 E: 0 K: 1 S: 5 H: 0 LOB: 0 BB: 0 P: 5	R: 0 E: 0 K: 1 S: 6 H: 1 LOB: 1 BB: 0 P: 6	R: 0 E: 0 K: 1 S: 5 H: 0 LOB: 0 BB: 0 P: 5	R: 0 E: 0 K: 1 S: 6 H: 1 LOB: 1 BB: 0 P: 6	R: 0 E: 0 K: 1 S: 5 H: 0 LOB: 0 BB: 0 P: 5	R: 0 E: 0 K: 0 S: 3 H: 0 LOB: 0 BB: 0 P: 3	R: 0 E: 0 K: 0 S: 4 H: 1 LOB: 3 BB: 1 P: 8	R: 0 E: 0 K: 0 S: 3 H: 0 LOB: 0 BB: 0 P: 3	1B: 3 2B: 0 3B: 0 HR: 0	SF: 0 SAC: 1 DP: 0 HBP: 0					

PITCHER	IP	WLS	BF	H	R	ER	SO	BB	IBB	HBP	BLK	WP	HR	S	P	ERA	WHIP
John Tudor, L (1, 1) ERA: 3.3	9.0	W	31	3	0	0	5	0	1	0	0	1	0	40	44	0.00	0.333

PITCHER	IP	WLS	BF	H	R	ER	SO	BB	IBB	HBP	BLK	WP	HR	S	P	ERA	WHIP

BOTTOM

St. Louis Cardinals @ New York Mets

Shea Stadium, Flushing, NY

Sat Jun 08 1985, 3:33 AM EDT

Att. 36,424 - Unknown

livebaseballscorecards.com

AB	29
R	0
H	3
RBI	0
BB	1
SO	5
LOB	5

WP: 1 PA: 31
PB: 0
SB: 0
CS: 0

Batter	1	2	3	4	5	6	7	8	9	AB	R	H	RBI	BB	SO	LOB
Vince Coleman, S (1, 7) OBP: 0.348, SLG: 0.366	F2		BBB 4-0 S 1B F9 2-3 BB		F9			1B		3	0	1	0	1	0	0
Willie McGee, S (1, 8) OBP: 0.399, SLG: 0.506	CS G3-4 1B		1-2 S 3-H 1B			F7		1-3 S 1B		4	0	3	1	0	0	0
Tom Herr, S (1, 4) OBP: 0.434, SLG: 0.487	G3-4 1-2		F6			1-3		SSS K		4	0	0	0	0	1	5
Jack Clark, R (1, 3) OBP: 0.402, SLG: 0.539	CS 2-3	BBB FC3-4 BB	F9 1-2 2-H			SSS K		F9 1-2		3	0	0	0	1	1	4
Ken Dayley, L (8, 1) OBP: 0.333, SLG: 0.333										0	0	0	0	0	0	0
Andy Van Slyke, L (1, 9) OBP: 0.384, SLG: 0.514 (8, 3)		F9		F8			F5		1-4-3	4	0	0	0	0	0	1
Terry Pendleton, S (1, 5) OBP: 0.277, SLG: 0.286		FC3-4 1B 1-2f		6-3			BBB 4-0 E BB		F7	3	0	0	0	1	0	1
Ozzie Smith, S (1, 6) OBP: 0.314, SLG: 0.314		1-3 1B		F8			E8 G1-6-3 1-2		2B	4	0	2	0	0	0	1
Randy Hunt, R (1, 2) OBP: 0.222, SLG: 0.222	SSS K				SSS K		G1-6-3 1-2f		6-3	2	0	0	0	0	2	2
Mike Jorgensen, L (7, PH) OBP: 0.379, SLG: 0.190										1	0	0	0	0	0	2
Tom Nieto, R (7, 2) OBP: 0.337, SLG: 0.286										1	0	0	0	0	0	1
Bob Forsch, R (1, 1) OBP: 0.263, SLG: 0.474			WP 1B 2B		F3			F6		2	1	1	0	0	0	0
Ricky Horton, L (7, 1)										0	0	0	0	0	0	0
Bill Campbell, R (7, 1) OBP: 0.500, SLG: 0.250										0	0	0	0	0	0	0
Steve Braun, L (8, PH) OBP: 0.267, SLG: 0.192 (8, 9)										1	0	0	0	0	0	0
Inning Stats	R: 0 E: 0 K: 0 S: 3 H: 1 LOB: 0 BB: 0 P: 3	R: 0 E: 0 K: 1 S: 6 H: 1 LOB: 2 BB: 1 P: 10	R: 1 E: 0 K: 0 S: 4 H: 2 LOB: 2 BB: 1 P: 8	R: 0 E: 0 K: 0 S: 3 H: 0 LOB: 0 BB: 0 P: 3	R: 0 E: 0 K: 1 S: 5 H: 0 LOB: 0 BB: 0 P: 5	R: 0 E: 0 K: 1 S: 5 H: 0 LOB: 0 BB: 0 P: 5	R: 0 E: 1 K: 0 S: 3 H: 0 LOB: 1 BB: 1 P: 7	R: 0 E: 0 K: 1 S: 7 H: 2 LOB: 2 BB: 0 P: 7	R: 0 E: 0 K: 0 S: 4 H: 1 LOB: 1 BB: 0 P: 4	1B: 5 2B: 2 3B: 0 HR: 0	SF: 0 SAC: 0 DP: 1 HBP: 0					

TOP

St. Louis Cardinals @ New York Mets

Shea Stadium, Flushing, NY

Sun Jun 09 1985, 3:33 AM EDT

Unknown

livebaseballscorecards.com

AB	32
R	1
H	7
RBI	1
BB	3
SO	4
LOB	17

PITCHER		IP	WLS	BF	H	R	ER	SO	BB	IBB	HBP	BLK	WP	HR	S	P	ERA	WHIP
Dwight Gooden, R ERA: 1.67	(1, 1)	8.0	W	31	6	1	1	4	3	0	0	0	1	0	36	48	1.12	1.125
Jesse Orosco, L ERA: 2.45	(9, 1)	1.0		4	1	0	0	0	0	0	0	0	0	0	4	4	0.00	1.000

PITCHER	IP	WLS	BF	H	R	ER	SO	BB	IBB	HBP	BLK	WP	HR	S	P	ERA	WHIP

St. Louis Cardinals @ New York Mets

Shea Stadium, Flushing, NY

Sun Jun 09 1985, 3:33 AM EDT

Unknown

BOTTOM

Batter	1	2	3	4	5	6	7	8	9	AB	R	H	RBI	BB	SO	LOB
Mookie Wilson, S (1, 8) OBP: 0.308, SLG: 0.374	B B B B 4-0 1B 1B BB	x 0-0 ② 6-3 2-3		x 0-0 ③ 6-3			x 0-0 FC3-6 HBP 1-2 1B	x 0-0 ② FC5-2-5-1 3-H		4	1	1	0	1	0	2
Wally Backman, S (1, 4) OBP: 0.287, SLG: 0.301 Kelvin Chapman, R (7, PH) OBP: 0.207, SLG: 0.173 (8, 4)	x 0-0 ① F7	x 0-0 ③ 4-3			x 0-0 ① 4-3		H 1-0 FC3-6 1-2 2-3 HBP	x 0-0 ③ F6		3 1	0 0	0 0	0 0	0 0	0 0	2 1
Keith Hernandez, L (1, 3) OBP: 0.385, SLG: 0.394	x 0-0 F8 1-3 1B 1B		x 0-0 ① F8		x 0-0 ② F7		x 0-0 ② FC3-6 1-2f 2-3 3-H			4	1	1	1	0	0	2
Gary Carter, R (1, 2) OBP: 0.345, SLG: 0.380	x 0-0 ② F8 1-2		x 0-0 ② 5-3		x 0-0 ③ 5-3		S S S 0-3 ③ K			4	0	0	0	0	1	4
Danny Heep, L (1, 9) OBP: 0.358, SLG: 0.481	B B B B 4-0 1B BB		x 0-0 BB 1B 1B			x 0-0 ① 4-3		B B B B 4-0 2B 1B BB		2	1	1	0	2	0	0
George Foster, R (1, 7) OBP: 0.272, SLG: 0.438	x 0-0 1-2 2-H 3-H 1B		B B B B 4-0 1B 1-2 BB			x 0-0 ② F7		x 0-0 1-3 1B 2B		3	1	2	2	1	0	0
Howard Johnson, S (1, 5) OBP: 0.250, SLG: 0.214	S S S 0-3 ③ K		x 0-0 ③ 1-2 2-H 1B			S S S 0-3 ③ K		I I I 4-0 1B PB IBB		3	1	1	0	1	2	2
Rafael Santana, R (1, 6) OBP: 0.263, SLG: 0.278		x 0-0 6-3 SH1-4 1B		x 0-0 ① F8			B B B B 4-0 HBP 1B FC3-6 BB	x 0-0 WP PB 1-3 2-H 3-H FC5-2-5-1 1B		3	1	2	2	1	0	0
Dwight Gooden, R (1, 1) OBP: 0.286, SLG: 0.219 Ray Knight, R (8, PH) OBP: 0.225, SLG: 0.313 Jesse Orosco, R (9, 1) OBP: 0.500, SLG: 0.500		x 0-0 ① SH1-4 1-2		S S S 0-3 ② K			x 0-0 ① F2	S S S 0-3 ① K 1-3 3-H		2 1 0	0 0 0	0 0 0	0 0 0	1 1 0	1 1 0	1 1 0
Inning Stats	R: 2 H: 2 E: 0 LOB: 2 K: 1 BB: 2 S: 7 P: 15	R: 0 H: 1 E: 0 LOB: 1 K: 0 BB: 0 S: 4 P: 4	R: 0 H: 2 E: 0 LOB: 2 K: 0 BB: 1 S: 4 P: 8	R: 0 H: 0 E: 0 LOB: 0 K: 1 BB: 0 S: 5 P: 5	R: 0 H: 0 E: 0 LOB: 0 K: 0 BB: 0 S: 3 P: 3	R: 0 H: 0 E: 0 LOB: 0 K: 1 BB: 0 S: 5 P: 5	R: 1 H: 1 E: 0 LOB: 2 K: 1 BB: 1 S: 6 P: 11	R: 3 H: 2 E: 0 LOB: 1 K: 1 BB: 2 S: 7 P: 15		1B: 7 SF: 0 2B: 1 SAC: 1 3B: 0 DP: 0 HR: 0 HBP: 1						WP: 1 PA: 38 PB: 1 SB: 0 CS: 0	

livebaseballscorecards.com

PITCHER		IP	WLS	BF	H	R	ER	SO	BB	IBB	HBP	BLK	WP	HR	S	P	ERA	WHIP
Bob Forsch, R ERA: 4.47	(1, 1)	6.1	L	28	6	3	3	3	4	0	0	0	0	0	30	46	4.26	1.579
Ricky Horton, L ERA: 1.33	(7, 1)	0.1		2	0	0	0	0	0	0	1	0	0	0	1	2	0.00	0.000
Bill Campbell, R ERA: 3.38	(7, 1)	0.1		1	0	0	0	1	0	0	0	0	0	0	3	3	0.00	0.000
Ken Dayley, L ERA: 2.86	(8, 1)	1.0		7	2	3	3	1	1	1	0	0	1	0	7	15	27.00	3.000

PITCHER	IP	WLS	BF	H	R	ER	SO	BB	IBB	HBP	BLK	WP	HR	S	P	ERA	WHIP

Batter	1	2	3	4	5	6	7	8	9	AB	R	H	RBI	BB	SO	LOB
Vince Coleman, S (1, 7) OBP: 0.349, SLG: 0.366	0-0 1B S 1B 1B		0-0 BLK 1B 1B	0-0 ②③ L6-3 1-2		0-0 ① F4		0-0 ③ F4		5	2	2	0	0	0	2
Willie McGee, S (1, 8) Tito Landrum, R (5, 9) OBP: 0.381, SLG: 0.800	0-0 ① 5-3 1-2		0-0 G3-4-1 1-H 1B		SSS 0-3 ① K	0-0 ② F7			0-0 ① F5	3 2	0 0	1 0	1 0	0 0	1 0	1 0
Tom Herr, S (1, 4) Tom Lawless, R (6, PR) OBP: 0.435, SLG: 0.488 OBP: 0.286, SLG: 0.357 (6, 4)	0-0 1B S 1B 2-3		0-0 ①② G3-4-1 1-2f		0-0 E6 BB 1B IHR	0-0 1B			0-0 ② F7	4 1	2 0	2 0	0 0	0 0	0 0	1 0
Jack Clark, R (1, 3) OBP: 0.406, SLG: 0.540	0-0 S 1-3 3-H 1B		0-0 1B		0-0 BB 1-2 IHR 1B	0-0 ③ F4			0-0 ③ F5	5	1	3	1	0	0	1
Andy Van Slyke, L (1, 9) (5, 8) OBP: 0.380, SLG: 0.503	0-0 ② F4		0-0 ③ F9		BBBB 4-0 1-2 2-3 IHR BB		0-0 ① 4-3			3	1	0	0	1	0	3
Terry Pendleton, S (1, 5) OBP: 0.281, SLG: 0.304	0-0 ③ F7 1-2 3-H			0-0 1B 1B	0-0 1-H 2-H 3-H IHR		0-0 ② 4-3			4	2	2	4	0	0	1
Ozzie Smith, S (1, 6) OBP: 0.317, SLG: 0.317		0-0 G4-6-3 1B		0-0 1B 1-3 1B	0-0 ② 1-3		0-0 ③ 4-3			4	0	2	0	0	0	0
Tom Nieto, R (1, 2) OBP: 0.344, SLG: 0.296		0-0 ①② G4-6-3 1-2f		0-0 L6-3 1-3 3-H 1B	0-0 1B			0-0 ① 5-3		4	0	2	1	0	0	1
Joaquin Andujar, S (1, 1) OBP: 0.179, SLG: 0.184		SSS 0-3 ③ K		SSS 0-3 ① K	0-0 ③ F4			SSS 0-3 ② K		4	0	0	0	0	3	3
Inning Stats	R: 2 H: 3 E: 0 LOB: 1 K: 0 BB: 0 S: 6 P: 6	R: 0 H: 1 E: 0 LOB: 0 K: 1 BB: 0 S: 5 P: 5	R: 1 H: 3 E: 0 LOB: 1 K: 0 BB: 0 S: 5 P: 5	R: 1 H: 3 E: 0 LOB: 1 K: 1 BB: 0 S: 7 P: 7	R: 4 H: 3 E: 1 LOB: 1 K: 1 BB: 1 S: 9 P: 13	R: 0 H: 1 E: 0 LOB: 1 K: 0 BB: 0 S: 4 P: 4	R: 0 H: 0 E: 0 LOB: 0 K: 0 BB: 0 S: 3 P: 3	R: 0 H: 0 E: 0 LOB: 0 K: 1 BB: 0 S: 5 P: 5	R: 0 H: 0 E: 0 LOB: 0 K: 0 BB: 0 S: 3 P: 3	1B: 13 SF: 0 2B: 1 SAC: 0 3B: 0 DP: 3 HR: 1 HBP: 0						

TOP

St. Louis Cardinals @ New York Mets

Shea Stadium, Flushing, NY

Sun Jun 09 1985, 3:38 AM EDT

Att. 41,431 - Unknown

livebaseballscorecards.com

AB	39
R	8
H	14
RBI	7
BB	1
SO	4
LOB	13

WP: 0 PA: 40
PB: 0
SB: 3
CS: 0

PITCHER		IP	WLS	BF	H	R	ER	SO	BB	IBB	HBP	BLK	WP	HR	S	P	ERA	WHIP
Calvin Schiraldi, R ERA: 6.23	(1, 1)	3.0	L	17	10	4	4	1	0	0	0	1	0	0	19	19	12.00	3.333
Joe Sambito, L ERA: 9.45	(4, 1)	3.0		14	4	4	3	2	1	0	0	0	0	0	17	21	9.00	1.667
Doug Sisk, R ERA: 7.11	(7, 1)	2.0		6	0	0	0	1	0	0	0	0	0	0	8	8	0.00	0.000
Tom Gorman, L ERA: 2.52	(9, 1)	1.0		3	0	0	0	0	0	0	0	0	0	0	3	3	0.00	0.000

PITCHER	IP	WLS	BF	H	R	ER	SO	BB	IBB	HBP	BLK	WP	HR	S	P	ERA	WHIP

BOTTOM

St. Louis Cardinals @ New York Mets

Shea Stadium, Flushing, NY

Sun Jun 09 1985, 3:38 AM EDT

Att. 41,431 - Unknown

Batter	1	2	3	4	5	6	7	8	9	AB	R	H	RBI	BB	SO	LOB
Wally Backman, S (1, 4) OBP: 0.279, SLG: 0.292	4-3			E6 FC3-6		6-3		F3		4	0	0	0	0	0	0
Terry Blocker, L (1, 8) OBP: 0.125, SLG: 0.067 John Christensen, R (5, 9) OBP: 0.258, SLG: 0.179	6-3			FC3-6 1B 1-2f		F8			6-3	2 2	0 0	0 0	0 0	0 0	0 0	1 0
Keith Hernandez, L (1, 3) OBP: 0.387, SLG: 0.402	F7			G6-3 1B 1-3			HR 2B		5-3	4	1	2	0	0	0	0
Gary Carter, R (1, 2) OBP: 0.341, SLG: 0.376 Clint Hurdle, L (6, 2) OBP: 0.318, SLG: 0.500		K		G6-3 1-2f			2-H HR		2B	2 2	0 1	0 2	0 2	0 0	1 0	2 0
Danny Heep, L (1, 9) OBP: 0.354, SLG: 0.473 (5, 8)		K			G1-4-3 1B		F9		F3	4	0	1	0	0	1	1
George Foster, R (1, 7) OBP: 0.267, SLG: 0.430		F9			G1-4-3 1-2f		F8			3	0	0	0	0	0	1
Ray Knight, R (1, 5) OBP: 0.228, SLG: 0.313			K		1B		5-3			3	0	1	0	0	1	0
Howard Johnson, S (1, 6) OBP: 0.252, SLG: 0.217			G1-6-3 1B		4-3			4-3		3	0	1	0	0	0	1
Calvin Schiraldi, R (1, 1) OBP: 0.125, SLG: 0.125 Joe Sambito, L (4, 1) Kelvin Chapman, R (6, PH) OBP: 0.205, SLG: 0.171 Doug Sisk, R (7, 1) Rusty Staub, L (8, PH) OBP: 0.350, SLG: 0.389 Tom Gorman, L (9, 1)			G1-6-3 1-2f			F7		F8		1 0 1 0 1 0	0 0 0 0 0 0	0 0 0 0 0 0	0 0 0 0 0 0	0 0 0 0 0 0	0 0 0 0 0 0	1 0 0 0 0 0

Inning Stats	1	2	3	4	5	6	7	8	9
	R: 0 E: 0 K: 0 S: 3	H: 0 LOB: 0 BB: 0 P: 3	R: 0 E: 0 K: 2 S: 7	H: 0 LOB: 0 BB: 0 P: 7	R: 0 E: 0 K: 1 S: 5	H: 1 LOB: 0 BB: 0 P: 5	R: 0 E: 1 K: 0 S: 4	H: 1 LOB: 1 BB: 0 P: 4	R: 0 E: 0 K: 0 S: 4	H: 2 LOB: 1 BB: 0 P: 4
	R: 0 E: 0 K: 0 S: 3	H: 0 LOB: 0 BB: 0 P: 3	R: 2 E: 0 K: 0 S: 5	H: 2 LOB: 0 BB: 0 P: 5	R: 0 E: 0 K: 0 S: 3	H: 0 LOB: 0 BB: 0 P: 3	R: 0 E: 0 K: 0 S: 4	H: 1 LOB: 1 BB: 0 P: 4		

	1B	SF	WP	PA
	2B	SAC	PB	
	3B	DP	SB	
	HR	HBP	CS	
	4	0	0	32
	2	0	0	
	0	3	0	
	1	0	0	

	AB	32
	R	2
	H	7
	RBI	2
	BB	0
	SO	3
	LOB	7

livebaseballscorecards.com

PITCHER	IP	WLS	BF	H	R	ER	SO	BB	IBB	HBP	BLK	WP	HR	S	P	ERA	WHIP
Joaquin Andujar, R (1, 1) ERA: 2.63	9.0	W	32	7	2	2	3	0	0	0	0	0	1	38	38	2.00	0.778

PITCHER	IP	WLS	BF	H	R	ER	SO	BB	IBB	HBP	BLK	WP	HR	S	P	ERA	WHIP

Batter	1	2	3	4	5	6	7	8	9	AB	R	H	RBI	BB	SO	LOB
Mookie Wilson, S (1, 8) OBP: 0.302, SLG: 0.366	F8		G4-6-3 1-2f			G3-6-3-6-2 1-2f 2-3		1-3		4	0	0	0	0	0	4
Wally Backman, S (1, 4) OBP: 0.272, SLG: 0.284	G3			1-3		G3			4-3	4	0	0	0	0	0	1
Keith Hernandez, L (1, 3) OBP: 0.385, SLG: 0.396	4-3			BBBB 4-0 G1-4-3 BB			F8		F9	3	0	0	0	1	0	0
Gary Carter, R (1, 2) OBP: 0.344, SLG: 0.395		1B		G1-4-3 1-2f			6-3		HR	4	1	2	1	0	0	1
Danny Heep, L (1, 9) OBP: 0.359, SLG: 0.474		F8			1B		3-1		HR 1B	4	1	2	0	0	0	1
Ray Knight, R (1, 5) OBP: 0.223, SLG: 0.306 Doug Sisk, R (5, 1) Kelvin Chapman, R (8, PH) OBP: 0.213, SLG: 0.181 Joe Sambito, L (8, 1) John Christensen, R (9, PH) OBP: 0.269, SLG: 0.246		SSS K			SSS K			2B 6-3 1B	1-H HR	2 0 1 0 1	0 0 1 0 1	0 0 1 0 2	0 0 0 0 2	0 0 0 0 0	2 0 0 0 0	1 0 0 0 0
Clint Hurdle, L (1, 7) OBP: 0.308, SLG: 0.500		F7			SSS K			1-3 2B	3-1	4	0	1	0	0	1	1
Rafael Santana, R (1, 6) OBP: 0.270, SLG: 0.285			G4-6-3 1B			G3-6-3-6-2 1B		6-3 3-H		3	0	2	1	0	0	1
Sid Fernandez, L (1, 1) OBP: 0.273, SLG: 0.273 Howard Johnson, S (5, 5) OBP: 0.255, SLG: 0.221			SSS K			1-2 G3-6-3-6-2 1B		SSS K		1 2	0 0	0 1	0 0	0 0	1 1	1 1
Inning Stats	R: 0 E: 0 K: 0 S: 3 H: 0 LOB: 0 BB: 0 P: 3	R: 0 E: 0 K: 1 S: 6 H: 1 LOB: 1 BB: 0 P: 6	R: 0 E: 0 K: 1 S: 5 H: 1 LOB: 0 BB: 0 P: 5	R: 0 E: 0 K: 0 S: 2 H: 0 LOB: 0 BB: 1 P: 6	R: 0 E: 0 K: 2 S: 7 H: 1 LOB: 0 BB: 0 P: 7	R: 0 E: 0 K: 0 S: 4 H: 2 LOB: 1 BB: 0 P: 4	R: 0 E: 0 K: 0 S: 3 H: 0 LOB: 0 BB: 0 P: 3	R: 1 E: 0 K: 1 S: 7 H: 2 LOB: 1 BB: 0 P: 7	R: 3 E: 0 K: 0 S: 6 H: 3 LOB: 0 BB: 0 P: 6	1B: 7 2B: 1 3B: 0 HR: 2 SF: 0 SAC: 0 DP: 3 HBP: 0						

PITCHER		IP	W/L/S	BF	H	R	ER	SO	BB	IBB	HBP	BLK	WP	HR	S	P	ERA	WHIP
John Denny, R ERA: 4.29	(1, 1)	8.0	W	28	7	1	1	5	1	0	0	0	0	0	37	41	1.12	1.000
Don Carman, L ERA: 2.35	(9, 1)	1.0		6	3	3	3	0	0	0	0	0	0	2	6	6	27.00	3.000

PITCHER	IP	W/L/S	BF	H	R	ER	SO	BB	IBB	HBP	BLK	WP	HR	S	P	ERA	WHIP

New York Mets @ Philadelphia Phillies

Veterans Stadium, Philadelphia, PA

Mon Jun 10 1985, 7:05 PM EDT

Att. 22,183 - Unknown

TOP

livebaseballscorecards.com

AB	33
R	4
H	10
RBI	4
BB	1
SO	5
LOB	12

Batter	1	2	3	4	5	6	7	8	9	AB	R	H	RBI	BB	SO	LOB
Jeff Stone, L (1, 7) OBP: 0.297, SLG: 0.317	SSS 0-3 ① K		SSS 0-3 ① K		SSS 0-3 ① K	x 0-0 ③ 4-3		x 0-0 ② F3		4	0	0	0	0	3	1
Bo Diaz, R (7, 2) OBP: 0.136, SLG: 0.095										1	0	0	0	0	0	0
Rick Schu, R (1, 5) OBP: 0.372, SLG: 0.378	BBBB 4-0 BB 1B FC6-4 BB		BBBB 4-0 CS BB		x 0-0 2B	BBBB 4-0 1B 3B BB		x 0-0 ③ 4-3		2	2	1	0	3	0	0
Juan Samuel, R (1, 4) OBP: 0.270, SLG: 0.374	x 0-0 FC6-4 BB 1-2 1B		SSS 0-3 ② K		x 0-0 ② F8		x 0-0 1-2 3B 1B			4	1	2	0	0	1	2
Mike Schmidt, R (1, 3) OBP: 0.298, SLG: 0.367	BBBB 4-0 FC6-4 1-2 2-3 BB		0-0 ③ CS 1-2	x 0-0 ① F5	BBBB 4-0 BB		x 0-0 ① F7			2	0	0	0	2	0	2
Glenn Wilson, R (1, 9) OBP: 0.279, SLG: 0.426	x 0-0 ② FC6-4 1-2f 2-3 3-H			x 0-0 1B 2B	x 0-0 ③ F3		x 0-0 1-H 2-H 1B 3B			4	2	2	3	0	0	4
Ozzie Virgil, R (1, 2) OBP: 0.365, SLG: 0.490	x 0-0 ③ F3			x 0-0 ② F2	x 0-0 ① 5-3		4-0 E 1B FC5-4-2 IBB			3	0	0	0	0	0	3
Von Hayes, L (7, 7) OBP: 0.375, SLG: 0.400										0	0	0	0	1	0	0
Garry Maddox, R (1, 8) OBP: 0.316, SLG: 0.343		x 0-0 ① F9		BBBB 4-0 1B BB	x 0-0 2B 4-3 1B	x 0-0 1-3 3-H E9 FC5-4-2 1B				3	1	2	1	1	0	0
Luis Aguayo, R (1, 6) OBP: 0.338, SLG: 0.383		x 0-0 ② F4		x 0-0 1-3 2-H 1B	x 0-0 4-3 1-3 2B	x 0-0 ② ③ FC5-4-2 1-2 3-H				4	0	2	1	0	0	2
John Denny, R (1, 1) OBP: 0.161, SLG: 0.103		SSS 0-3 ③ K		x 0-0 ③ F4	x 0-0 ② 4-3 2-3 3-H			x 0-0 ① 4-3		3	0	0	1	0	1	3
Derrel Thomas, S (8, PH) OBP: 0.182, SLG: 0.100										1	0	0	0	0	0	0
Don Carman, L (9, 1)										0	0	0	0	0	0	0
Inning Stats	R: 1 E: 0 K: 1 S: 6 H: 1 LOB: 2 BB: 2 P: 14	R: 0 E: 0 K: 1 S: 5 H: 0 LOB: 0 BB: 0 P: 5	R: 0 E: 0 K: 2 S: 6 H: 0 LOB: 0 BB: 1 P: 10	R: 1 E: 0 K: 0 S: 5 H: 2 LOB: 2 BB: 1 P: 9	R: 0 E: 0 K: 1 S: 6 H: 1 LOB: 2 BB: 1 P: 10	R: 1 E: 0 K: 0 S: 5 H: 2 LOB: 1 BB: 0 P: 5	R: 3 E: 1 K: 0 S: 5 H: 3 LOB: 1 BB: 2 P: 13	R: 0 E: 0 K: 0 S: 3 H: 0 LOB: 0 BB: 0 P: 3		1B: 5 2B: 4 3B: 1 HR: 0	SF: 0 SAC: 0 DP: 1 HBP: 0						

PITCHER		IP	WLS	BF	H	R	ER	SO	BB	IBB	HBP	BLK	WP	HR	S	P	ERA	WHIP
Sid Fernandez, L ERA: 2.25	(1, 1)	4.2	L	22	4	2	2	5	5	0	0	0	0	0	27	47	3.86	1.929
Doug Sisk, R ERA: 7.68	(5, 1)	2.1		13	5	4	4	0	1	1	0	0	0	0	11	19	15.43	2.571
Joe Sambito, L ERA: 8.22	(8, 1)	1.0		3	0	0	0	0	0	0	0	0	0	0	3	3	0.00	0.000

PITCHER	IP	WLS	BF	H	R	ER	SO	BB	IBB	HBP	BLK	WP	HR	S	P	ERA	WHIP

BOTTOM

New York Mets @ Philadelphia Phillies

Veterans Stadium, Philadelphia, PA

Mon Jun 10 1985, 7:05 PM EDT

Att. 22,183 - Unknown

livebaseballscorecards.com

AB	31
R	6
H	9
RBI	6
BB	7
SO	5
LOB	17

New York Mets @ Philadelphia Phillies

Veterans Stadium, Philadelphia, PA

Tue Jun 11 1985, 7:05 PM EDT

Att. 22,591 - Unknown

TOP

livebaseballscorecards.com

Batter	1	2	3	4	5	6	7	8	9	AB	R	H	RBI	BB	SO	LOB
Wally Backman, S (1, 4) OBP: 0.288, SLG: 0.297	CS 1B		1-3 1B 1B 3-H 1B	2B 1-2 1B		3-1 ①		BB		4	1	3	1	1	0	0
Howard Johnson, S (1, 5) OBP: 0.261, SLG: 0.236	F8 ①		1B 1-3 1-2 1B	1-3 2-H 2B		F3 ②		5-3 ③		5	0	2	1	0	0	3
Keith Hernandez, L (1, 3) John Christensen, R (3, 8) OBP: 0.271, SLG: 0.237	1-2 1B ②③		1-3 1-2 2-3 ②	K ③		K ③			G4-6-3 BB	2 2	0 0	1 0	0 0	0 1	0 2	2 2
Gary Carter, R (1, 2) OBP: 0.346, SLG: 0.397 Ronn Reynolds, R (3, 2) OBP: 0.429, SLG: 0.429		5-3 ①	2-3 3-H 1B ②		BLK 1B SF8 1B		P4 ①		K ①	2 3	0 1	1 1	1 0	0 0	0 1	0 1
Danny Heep, L (1, 8) (3, 3) OBP: 0.353, SLG: 0.462		F7 ②	F8 ③		SF8 BLK 1-2 1B 1B		F7 ②		G4-6-3 1-2f ②③	5	1	1	0	0	0	3
George Foster, R (1, 7) OBP: 0.267, SLG: 0.434	K ③			3-1 SF8 2B	SF8 ① 1-3 2-H		F7 ③			3	1	1	1	0	1	0
Clint Hurdle, L (1, 9) OBP: 0.300, SLG: 0.464			2B 6-3 1B	3-1 ① 2-3	K ②			K ①		4	1	1	0	0	2	2
Rafael Santana, R (1, 6) OBP: 0.281, SLG: 0.299			6-3 1B 1-3 2B	SF8 ② 3-H	3-H 1B			G3 WP BB		2	1	2	2	1	0	0
Tom Gorman, L (1, 1) Calvin Schiraldi, R (1, 1) OBP: 0.125, SLG: 0.125 Doug Sisk, R (2, 1) Rusty Staub, L (5, PH) OBP: 0.333, SLG: 0.368 Joe Sambito, L (5, 1) Ray Knight, R (8, PH) OBP: 0.221, SLG: 0.302 Jesse Orosco, R (8, 1) OBP: 0.500, SLG: 0.500			6-3 ① 2-3 3-H	E7 1B 2B	4-3 ③			G3 ② 1-3		0 0 2 1 0 1 0	0 0 1 0 0 0 0	0 0 0 0 0 0 0	0 0 0 0 0 0 0	0 0 0 0 0 0 0	0 0 0 0 0 0 0	0 0 1 1 0 1 0
Inning Stats	R: 0 E: 0 K: 0 S: 3 H: 2 LOB: 1 BB: 0 P: 3	R: 0 E: 0 K: 1 S: 5 H: 0 LOB: 0 BB: 0 P: 5	R: 3 E: 0 K: 0 S: 8 H: 5 LOB: 2 BB: 0 P: 8	R: 2 E: 1 K: 1 S: 9 H: 3 LOB: 2 BB: 0 P: 9	R: 2 E: 0 K: 1 S: 8 H: 3 LOB: 1 BB: 0 P: 8	R: 0 E: 0 K: 1 S: 5 H: 0 LOB: 0 BB: 0 P: 5	R: 0 E: 0 K: 0 S: 3 H: 0 LOB: 0 BB: 0 P: 3	R: 0 E: 0 K: 1 S: 5 H: 0 LOB: 2 BB: 2 P: 13	R: 0 E: 0 K: 1 S: 4 H: 0 LOB: 0 BB: 1 P: 8	1B: 10 2B: 3 3B: 0 HR: 0	SF: 2 SAC: 0 DP: 1 HBP: 0						

	AB	36
	R	7
	H	13
	RBI	7
	BB	3
	SO	6
	LOB	16

	WP: 1	PA: 41
	PB: 0	
	SB: 0	
	CS: 1	

PITCHER		IP	WLS	BF	H	R	ER	SO	BB	IBB	HBP	BLK	WP	HR	S	P	ERA	WHIP
Charles Hudson, R ERA: 3.77	(1, 1)	5.0	W	27	13	7	6	3	0	0	0	1	0	0	33	33	10.80	2.600
Dave Rucker, L ERA: 2.57	(6, 1)	3.0		11	0	0	0	2	2	0	0	0	1	0	13	21	0.00	0.667
Larry Andersen, R ERA: 3.47	(9, 1)	1.0		3	0	0	0	1	1	0	0	0	0	0	4	8	0.00	1.000

PITCHER		IP	WLS	BF	H	R	ER	SO	BB	IBB	HBP	BLK	WP	HR	S	P	ERA	WHIP

BOTTOM

New York Mets @ Philadelphia Phillies

Veterans Stadium, Philadelphia, PA

Tue Jun 11 1985, 7:05 PM EDT

Att. 22,591 - Unknown

livebaseballscorecards.com

Batter	1	2	3	4	5	6	7	8	9	AB	R	H	RBI	BB	SO	LOB
Von Hayes, L (1, 7) OBP: 0.381, SLG: 0.435	HR HR	1B 2B 1B 1-2		K ② S S S	2B FC6-5 BB 1-2 2-3 3-H	F7 ③	3-1 ③			6	4	3	6	1	1	4
Rick Schu, R (1, 5) OBP: 0.400, SLG: 0.477	F7 WP 3B	F3 ② 0-0		2B 1B	FC6-5 2B 1-3 2-H 3-H		E5 2B	1B 1B		7	2	4	2	0	0	2
Juan Samuel, R (1, 4) OBP: 0.283, SLG: 0.389	S S 1B 1B 5-3	2B 1B 1-3 2-H		1-3 2B	FC6-5 ② FC6-4 2-3 3-H		2B 2B 1B	G4-6-3 1B 1-2		7	3	5	2	0	0	1
Mike Schmidt, R (1, 3) OBP: 0.308, SLG: 0.379 Steve Jeltz, S (3, 6) OBP: 0.244, SLG: 0.185	B B B B 1B 2B BB 1-2 2B 2B 1B 2B			4-3 ③	FC6-4 ③ 1-2f		2B 2B 1-3 2-H	K ① S S S		2 4	2 1	2 1	2 1	1 0	0 1	0 5
Glenn Wilson, R (1, 9) OBP: 0.289, SLG: 0.438	2B HBP 1B 1-2 2-H	2B 2B 1-3 F9			B B B B 2B 1B BB	6-3 ①	1B SF8 2B 2-H 3-H	G4-6-3 ② ③ 1-2f		6	4	3	3	1	0	3
Bo Diaz, R (1, 2) OBP: 0.231, SLG: 0.320 Dave Rucker, L (6, 1) OBP: 0.667, SLG: 1.000 Larry Andersen, R (9, 1)	HBP HR 2B 1-3 2-H	3B 2B 2-H 3-H	E6 FC5-4		1B BB 2B 1-3	1B 2B	BB 1B 2-3			4 2 0	3 1 0	3 2 0	3 0 0	0 0 0	0 0 0	0 0 0
Garry Maddox, R (1, 8) OBP: 0.333, SLG: 0.378 Derrel Thomas, S (7, 8) OBP: 0.167, SLG: 0.091	I I I I HBP HR IBB	1B 3B 2-H	FC5-4 ① G6-4-3 1-2f		BB BB 2B 1B 2-3 3-H	F7 ②	F2 ①			4 1	3 0	2 0	2 0	1 0	0 0	2 2
Luis Aguayo, R (1, 6) OBP: 0.342, SLG: 0.377 Greg Gross, L (3, 3) OBP: 0.323, SLG: 0.345	H HR HBP 1-2 2-3 3-H	1-3 ① 0-0	G6-4-3 ② ③ 1-2f		B B B B BB 2B BB 1-2	BB 1B 2-H	SF8 ② 3-H			1 2	1 1	0 1	1 2	0 1	0 0	1 1
Charles Hudson, S (1, 1) OBP: 0.167, SLG: 0.167 John Wockenfuss, R (5, PH) OBP: 0.333, SLG: 0.154 (6, 2)	S S S K ②	1B 1B 1B 3-H		1-3 ①	F3 ①	B B B B BB 1-2	B B B B BB 1-2			3 1	1 0	1 0	1 0	0 2	1 0	3 3
Inning Stats	R: 9 H: 6 E: 0 LOB: 0 K: 1 BB: 2 S: 11 P: 20	R: 7 H: 8 E: 0 LOB: 1 K: 0 BB: 0 S: 11 P: 11	R: 0 H: 0 E: 1 LOB: 0 K: 0 BB: 0 S: 3 P: 3	R: 0 H: 2 E: 0 LOB: 2 K: 1 BB: 0 S: 7 P: 7	R: 5 H: 3 E: 0 LOB: 1 K: 0 BB: 3 S: 6 P: 18	R: 1 H: 2 E: 0 LOB: 2 K: 0 BB: 1 S: 5 P: 9	R: 4 H: 4 E: 1 LOB: 2 K: 0 BB: 1 S: 8 P: 12	R: 0 H: 2 E: 0 LOB: 1 K: 1 BB: 0 S: 6 P: 6		1B: 13 SF: 1 2B: 10 SAC: 0 3B: 2 DP: 2 HR: 2 HBP: 1				WP: 1 PA: 59 PB: 0 SB: 2 CS: 0		

	AB	50
	R	26
	H	27
	RBI	25
	BB	7
	SO	3
	LOB	27

PITCHER		IP	WLS	BF	H	R	ER	SO	BB	IBB	HBP	BLK	WP	HR	S	P	ERA	WHIP
Tom Gorman, L ERA: 4.62	(1, 1)	0.1	L	7	4	6	6	0	1	1	0	0	0	1	5	13	162.00	15.000
Calvin Schiraldi, R ERA: 9.78	(1, 1)	1.1		15	10	10	10	1	0	0	1	0	1	1	16	17	67.50	7.500
Doug Sisk, R ERA: 7.18	(2, 1)	2.1		9	2	0	0	1	0	0	0	0	0	0	11	11	0.00	0.857
Joe Sambito, L ERA: 12.66	(5, 1)	3.0		24	9	10	8	0	5	0	0	0	0	0	19	39	24.00	4.667
Jesse Orosco, L ERA: 2.37	(8, 1)	1.0		4	2	0	0	1	0	0	0	0	0	0	6	6	0.00	2.000

PITCHER	IP	WLS	BF	H	R	ER	SO	BB	IBB	HBP	BLK	WP	HR	S	P	ERA	WHIP

Batter	1	2	3	4	5	6	7	8	9	10	11	AB	R	H	RBI	BB	SO	LOB
Kelvin Chapman, R (1, 4) OBP: 0.220, SLG: 0.188	F7		SH2-3		2B 1B		G6-4-3 1B	BB 1-2 3-H		F8		2	0	1	0	0	0	0
Wally Backman, S (7, PH) OBP: 0.296, SLG: 0.299 (7, 4)												2	0	1	0	1	0	0
Ray Knight, R (1, 5) OBP: 0.218, SLG: 0.304	F4		5-3		FC5 2B 1-3		G6-4-3 1-2f	F8		F8		6	0	1	0	0	0	4
Keith Hernandez, L (1, 3) OBP: 0.389, SLG: 0.410	K		G3		F5		1B		1B 1B		1B 3B	6	1	3	0	0	1	3
Gary Carter, R (1, 2) OBP: 0.359, SLG: 0.429		2B		HR	BB		K		BB 1-3 1B		1B SF7 3-H 1B	5	2	4	2	1	1	1
George Foster, R (1, 7) OBP: 0.275, SLG: 0.437		F8		E9 1B	FC5 2-3f			HR 1B	K		HR 1-3 1B	6	2	3	0	0	1	6
Danny Heep, L (1, 8) OBP: 0.352, SLG: 0.480		F7		4-3		F8		HR 1-H	BB 1-2		SF7 3-H	4	1	1	3	1	0	2
John Christensen, R (1, 9) OBP: 0.303, SLG: 0.317		BB		6-3		BB		1B CS 2B	F3		HR 1-H	4	1	2	2	2	0	4
Rafael Santana, R (1, 6) OBP: 0.277, SLG: 0.295		F9		F8		F9		BB 2-3 1B	F7		1-3	6	0	1	0	0	0	7
Ron Darling, R (1, 1) OBP: 0.182, SLG: 0.242			E5 SH2-3 1B		F9		K	K		K2-3	5-3	3	0	1	0	0	1	1
Rusty Staub, L (8, PH) OBP: 0.318, SLG: 0.350												1	0	0	0	0	1	2
Jesse Orosco, R (8, 1) OBP: 0.500, SLG: 0.500												0	0	0	0	0	0	0
Mookie Wilson, S (10, PH) OBP: 0.300, SLG: 0.364												1	0	0	0	0	1	0
Rick Aguilera, R (10, 1)												1	0	0	0	0	0	0
Inning Stats	R: 0 E: 0 K: 1 S: 5 H: 0 LOB: 0 BB: 0 P: 5	R: 0 E: 0 K: 0 S: 4 H: 1 LOB: 2 BB: 1 P: 8	R: 0 E: 1 K: 0 S: 4 H: 1 LOB: 1 BB: 0 P: 4	R: 1 E: 1 K: 0 S: 5 H: 2 LOB: 1 BB: 0 P: 5	R: 0 E: 0 K: 0 S: 5 H: 2 LOB: 3 BB: 1 P: 9	R: 0 E: 0 K: 1 S: 5 H: 0 LOB: 1 BB: 1 P: 9	R: 0 E: 0 K: 1 S: 6 H: 2 LOB: 1 BB: 0 P: 6	R: 2 E: 0 K: 1 S: 8 H: 4 LOB: 2 BB: 1 P: 12	R: 0 E: 0 K: 1 S: 7 H: 2 LOB: 3 BB: 1 P: 11	R: 0 E: 0 K: 1 S: 5 H: 0 LOB: 0 BB: 0 P: 5	R: 4 E: 0 K: 0 S: 7 H: 4 LOB: 0 BB: 0 P: 7	1B: 11 2B: 3 3B: 1 HR: 3	SF: 1 SAC: 1 DP: 1 HBP: 0		WP: 0 PB: 0 SB: 0 CS: 1	PA: 54		

PITCHER		IP	WLS	BF	H	R	ER	SO	BB	IBB	HBP	BLK	WP	HR	S	P	ERA	WHIP
Steve Carlton, L ERA: 2.21	(1, 1)	6.0		27	6	1	1	2	3	0	0	0	0	1	28	40	1.50	1.500
Larry Andersen, R ERA: 3.38	(7, 1)	1.0		4	2	0	0	1	0	0	0	0	0	0	6	6	0.00	2.000
Kent Tekulve, R ERA: 4.18	(8, 1)	0.0		4	4	2	2	0	0	0	0	0	0	1	4	4	∞	∞
Don Carman, L ERA: 2.08	(8, 1)	3.0		12	2	0	0	3	2	0	0	0	0	0	16	24	0.00	1.333
Dave Rucker, L ERA: 4.09	(11, 1)	1.0	L	7	4	4	4	0	0	0	0	0	0	1	7	7	36.00	4.000

PITCHER	IP	WLS	BF	H	R	ER	SO	BB	IBB	HBP	BLK	WP	HR	S	P	ERA	WHIP

TOP

New York Mets @ Philadelphia Phillies

Veterans Stadium, Philadelphia, PA

Wed Jun 12 1985, 7:05 PM EDT

Att. 22,455 - Unknown

livebaseballscorecards.com

AB	47
R	7
H	18
RBI	7
BB	5
SO	6
LOB	30

Batter	1	2	3	4	5	6	7	8	9	10	11	AB	R	H	RBI	BB	SO	LOB
Jeff Stone, L (1, 7) OBP: 0.297, SLG: 0.317	G4-6-3 1B			E5	E1 1-2		K			F8		3	0	1	0	0	0	1
Larry Andersen, R (7, 1)												0	0	0	0	0	0	0
Tim Corcoran, L (7, PH) OBP: 0.320, SLG: 0.271												1	0	0	0	0	1	1
Kent Tekulve, R (8, 1)												0	0	0	0	0	0	0
Don Carman, L (8, 1)												0	0	0	0	0	0	0
Greg Gross, L (10, PH) OBP: 0.318, SLG: 0.339												1	0	0	0	0	0	0
Dave Rucker, L (11, 1) OBP: 0.667, SLG: 1.000												0	0	0	0	0	0	0
Rick Schu, R (1, 5) OBP: 0.382, SLG: 0.438	G4-6-3 1-2f			HR BB	K			6-3		F8		4	1	0	0	1	1	3
Juan Samuel, R (1, 4) OBP: 0.281, SLG: 0.382	F4			F2		F5		5-3			BB	4	0	0	0	1	0	1
Mike Schmidt, R (1, 3) OBP: 0.310, SLG: 0.373		F3		HR BB 1-2		BB		F8			F9	3	1	0	0	2	0	1
Glenn Wilson, R (1, 9) OBP: 0.287, SLG: 0.447		K		HR 1-H 2-H		F3			F1		K	5	1	1	3	0	2	2
Von Hayes, L (1, 8) OBP: 0.373, SLG: 0.423 (7, 7)		F8		4-3		F2			F5		K	5	0	0	0	0	1	2
Bo Diaz, R (1, 2) OBP: 0.233, SLG: 0.286		F9			K		F8					3	0	0	0	1	1	0
Steve Jeltz, S (9, PR) OBP: 0.244, SLG: 0.185 (10, 6)									BB			0	0	0	0	0	0	0
Luis Aguayo, R (1, 6) OBP: 0.329, SLG: 0.359		F7			F8		F6		5-3			3	0	0	0	0	0	0
Ozzie Virgil, R (9, PH) OBP: 0.363, SLG: 0.487 (10, 2)												1	0	0	0	0	0	1
Steve Carlton, L (1, 1) OBP: 0.167, SLG: 0.182		K			BB		E7 1B			F2		1	0	0	0	1	1	0
Garry Maddox, R (7, 8) OBP: 0.337, SLG: 0.382												2	0	1	0	0	0	0
Inning Stats	R: 0 E: 0 K: 0 S: 3 / H: 1 LOB: 0 BB: 0 P: 3	R: 0 E: 0 K: 1 S: 5 / H: 0 LOB: 0 BB: 0 P: 5	R: 0 E: 0 K: 1 S: 5 / H: 0 LOB: 0 BB: 0 P: 5	R: 3 E: 1 K: 0 S: 4 / H: 1 LOB: 0 BB: 2 P: 12	R: 0 E: 1 K: 2 S: 8 / H: 0 LOB: 2 BB: 1 P: 12	R: 0 E: 0 K: 0 S: 3 / H: 0 LOB: 1 BB: 1 P: 7	R: 0 E: 1 K: 1 S: 6 / H: 1 LOB: 1 BB: 0 P: 6	R: 0 E: 0 K: 0 S: 3 / H: 0 LOB: 0 BB: 0 P: 3	R: 0 E: 0 K: 0 S: 3 / H: 0 LOB: 1 BB: 1 P: 7	R: 0 E: 0 K: 0 S: 3 / H: 0 LOB: 0 BB: 0 P: 3	R: 0 E: 0 K: 2 S: 7 / H: 0 LOB: 1 BB: 1 P: 11							

PITCHER		IP	WLS	BF	H	R	ER	SO	BB	IBB	HBP	BLK	WP	HR	S	P	ERA	WHIP
Ron Darling, R ERA: 2.48	(1, 1)	7.0		28	3	3	3	5	4	0	0	0	0	1	34	50	3.86	1.000
Jesse Orosco, L ERA: 2.23	(8, 1)	2.0		7	0	0	0	0	1	0	0	0	0	0	6	10	0.00	0.500
Rick Aguilera, R ERA:	(10, 1)	2.0	W	7	0	0	0	2	1	0	0	0	0	0	10	14	0.00	0.500

PITCHER	IP	WLS	BF	H	R	ER	SO	BB	IBB	HBP	BLK	WP	HR	S	P	ERA	WHIP

BOTTOM

New York Mets @ Philadelphia Phillies

Veterans Stadium, Philadelphia, PA

Wed Jun 12 1985, 7:05 PM EDT

Att. 22,455 - Unknown

livebaseballscorecards.com

AB	36
R	3
H	3
RBI	3
BB	6
SO	7
LOB	12

1B: 2	SF: 0	WP: 0	PA: 42
2B: 0	SAC: 0	PB: 0	
3B: 0	DP: 1	SB: 0	
HR: 1	HBP: 0	CS: 0	

Batter	1	2	3	4	5	6	7	8	9	AB	R	H	RBI	BB	SO	LOB
Kelvin Chapman, R (1, 4) OBP: 0.213, SLG: 0.182	6-3			F4	FC6 1-2f		CS 1B		F8	3	0	0	0	0	0	3
Wally Backman, S (7, PH) OBP: 0.298, SLG: 0.302 (7, 4)										2	0	1	0	0	0	1
Ray Knight, R (1, 5) OBP: 0.212, SLG: 0.295	K			F8		6-3	F8 1-2			3	0	0	0	0	1	0
Howard Johnson, S (7, PH) OBP: 0.259, SLG: 0.234 (7, 5)										1	0	0	0	0	0	1
Keith Hernandez, L (1, 3) OBP: 0.387, SLG: 0.412	3-1			F7		4-3 1B 2B		K		4	1	1	0	0	1	0
Gary Carter, R (1, 2) OBP: 0.362, SLG: 0.428		F4			BB 1B 1B	4-3 1B HBP		E5		3	2	1	0	0	0	0
George Foster, R (1, 7) OBP: 0.274, SLG: 0.429		5-3			1B 1-2 1B BB	4-3 1-2 2-3		K		3	0	0	0	1	1	3
Jesse Orosco, R (8, 1) OBP: 0.500, SLG: 0.500										0	0	0	0	0	0	0
Danny Heep, L (1, 8) OBP: 0.349, SLG: 0.468 (8, 7)		K			F9	1B S IBB		K		3	1	0	0	1	2	3
John Christensen, R (1, 9) OBP: 0.313, SLG: 0.328			K		BB 1-H 2-H 1B	S 1-3 2-H 3-H 1B			6-3 1B	4	0	2	3	0	1	0
Rafael Santana, R (1, 6) OBP: 0.282, SLG: 0.295			6-3		BB IBB	6-3 1-2 3-H				3	0	1	0	1	0	1
Ed Lynch, R (1, 1) OBP: 0.200, SLG: 0.091			K		FC6 1-2 2-3 BB		K		L6	2	0	0	0	1	2	0
Mookie Wilson, S (8, 8) OBP: 0.299, SLG: 0.362										1	0	0	0	0	0	1

TOP

New York Mets @ Philadelphia Phillies

Veterans Stadium, Philadelphia, PA

Thu Jun 13 1985, 7:05 PM EDT

Att. 23,381 - Unknown

livebaseballscorecards.com

AB	32
R	4
H	6
RBI	3
BB	4
SO	8
LOB	13

Inning Stats	1	2	3	4	5	6	7	8	9	1B: 5	SF: 0	WP: 0	PA: 37
R	0	0	0	0	1	3	0	0	0	2B: 1	SAC: 0	PB: 0	
E	0	0	0	0	0	0	0	1	0	3B: 0	DP: 0	SB: 2	
K	1	1	2	0	0	0	1	3	0	HR: 0	HBP: 1	CS: 1	
S	5	5	7	3	4	5	5	10	4				
H	0	0	0	0	2	2	1	0	1				
LOB	0	0	0	0	3	1	0	1	1				
BB	0	0	0	0	3	1	0	0	0				
P	5	5	7	3	16	10	5	10	4				

PITCHER		IP	WLS	BF	H	R	ER	SO	BB	IBB	HBP	BLK	WP	HR	S	P	ERA	WHIP
Jerry Koosman, L ERA: 3.97	(1, 1)	5.1		21	3	2	2	4	2	1	0	0	0	0	26	38	3.38	0.938
Larry Andersen, R ERA: 3.69	(6, 1)	1.2		8	2	2	2	1	0	1	1	0	0	0	8	13	10.80	1.200
Shane Rawley, L ERA: 3.67	(8, 1)	2.0	W	8	1	0	0	3	0	0	0	0	0	0	14	14	0.00	0.500

PITCHER	IP	WLS	BF	H	R	ER	SO	BB	IBB	HBP	BLK	WP	HR	S	P	ERA	WHIP

New York Mets @ Philadelphia Phillies

Veterans Stadium, Philadelphia, PA

Thu Jun 13 1985, 7:05 PM EDT

Att. 23,381 - Unknown

BOTTOM

livebaseballscorecards.com

Batter	1	2	3	4	5	6	7	8	9	AB	R	H	RBI	BB	SO	LOB
Juan Samuel, R (1, 4) OBP: 0.285, SLG: 0.397	HR		K		1B		F8			4	1	2	1	0	1	0
Rick Schu, R (1, 5) OBP: 0.373, SLG: 0.442	6-3		G3 1B 2B		F5			F8		4	1	1	0	0	0	1
Von Hayes, L (1, 8) OBP: 0.375, SLG: 0.422 (9, 7)	E7 CS 1B		G3 2-3		F8			HR BB		3	1	1	0	1	0	2
Mike Schmidt, R (1, 3) OBP: 0.309, SLG: 0.370	F8 3-H		3-H 1B			F8		K		4	0	1	1	0	1	2
Glenn Wilson, R (1, 9) OBP: 0.286, SLG: 0.458		K	F8			F9		1-H HR		4	1	1	2	0	1	1
Ozzie Virgil, R (1, 2) OBP: 0.366, SLG: 0.488		1B 1B		6-3		F8		BB 1B		4	0	2	0	0	0	0
Greg Gross, L (1, 7) OBP: 0.319, SLG: 0.339 Garry Maddox, R (8, PH) OBP: 0.345, SLG: 0.382 (9, 8)		F7		F8			2B 1B	1-2 BB		3 0	0 0	1 0	0 0	0 1	0 0	1 0
Steve Jeltz, S (1, 6) OBP: 0.252, SLG: 0.205		1-2 1B		L4			1-H SF8 2B		K	4	1	2	0	0	1	2
Jerry Koosman, R (1, 1) Larry Andersen, R (6, 1) Tim Corcoran, L (7, PH) OBP: 0.317, SLG: 0.271 Shane Rawley, R (8, 1) OBP: 0.143, SLG: 0.053		K			F2		3-H			2 0 0 0	0 0 0 0	0 0 0 0	0 0 1 0	0 0 0 0	1 0 0 0	2 0 0 0
Inning Stats	R: 1 E: 1 K: 0 S: 4 H: 2 LOB: 0 BB: 0 P: 4	R: 0 E: 0 K: 2 S: 9 H: 2 LOB: 2 BB: 0 P: 9	R: 1 E: 0 K: 1 S: 7 H: 2 LOB: 1 BB: 0 P: 7	R: 0 E: 0 K: 0 S: 3 H: 0 LOB: 0 BB: 0 P: 3	R: 0 E: 0 K: 0 S: 4 H: 1 LOB: 1 BB: 0 P: 4	R: 0 E: 0 K: 0 S: 3 H: 0 LOB: 0 BB: 0 P: 3	R: 1 E: 0 K: 0 S: 4 H: 2 LOB: 0 BB: 0 P: 4	R: 2 E: 0 K: 2 S: 9 H: 2 LOB: 2 BB: 2 P: 17		1B: 7 2B: 2 3B: 0 HR: 2 SF: 1 SAC: 0 DP: 0 HBP: 0						

	AB	32
	R	5
	H	11
	RBI	5
	BB	2
	SO	5
	LOB	11

WP: 0 PB: 0 SB: 0 CS: 1 PA: 35

PITCHER		IP	WLS	BF	H	R	ER	SO	BB	IBB	HBP	BLK	WP	HR	S	P	ERA	WHIP
Ed Lynch, R ERA: 2.81	(1, 1)	7.1		29	9	3	3	3	0	0	0	0	0	1	35	35	3.68	1.227
Jesse Orosco, L ERA: 2.73	(8, 1)	0.2	L	6	2	2	2	2	2	0	0	0	0	1	8	16	27.00	6.000

PITCHER	IP	WLS	BF	H	R	ER	SO	BB	IBB	HBP	BLK	WP	HR	S	P	ERA	WHIP

Batter	1	2	3	4	5	6	7	8	9	AB	R	H	RBI	BB	SO	LOB
Mookie Wilson, S (1, 8) OBP: 0.301, SLG: 0.368	4-3		F9		S 1B		F9 2B	K 2-3		5	0	2	0	0	1	1
Kelvin Chapman, R (1, 4) OBP: 0.212, SLG: 0.174	5-3		BB		K 1-2		F9 2-3		4-3	4	0	0	0	1	1	2
Keith Hernandez, L (1, 3) OBP: 0.383, SLG: 0.404	K2-3		4-3			1B 1B 1B BB	1-3		G3	4	1	0	0	1	1	2
Gary Carter, R (1, 2) OBP: 0.376, SLG: 0.437		BB 1B		WP BLK 1B		1B 1B SF8 1-2 1B	S IBB		BB	3	1	3	0	2	0	0
John Christensen, R (1, 9) OBP: 0.318, SLG: 0.324		BB 1-2	K 1-3			SF8 1B 1-2 2-3 1B	5-3 1-2		4-3	4	1	1	0	1	1	4
Danny Heep, L (1, 7) OBP: 0.347, SLG: 0.462		K	4-3			1B 1-2 2-3 3-H 1B		1-3		4	0	1	1	0	1	3
Ray Knight, R (1, 5) OBP: 0.204, SLG: 0.286		K	6-3			SF8 2-3 3-H		K		3	0	0	1	0	2	3
Rafael Santana, R (1, 6) OBP: 0.286, SLG: 0.300		L6			F8	G6-4-3 1-3 3-H 1B		1B E 1B		4	1	2	1	0	0	2
Dwight Gooden, R (1, 1) OBP: 0.282, SLG: 0.222			6-3		5-3	G6-4-3 1-2f		E5 WP 1-H 1B		4	0	1	0	0	0	2
Doug Sisk, R (9, 1)										0	0	0	0	0	0	0
Calvin Schiraldi, R (9, 1) OBP: 0.125, SLG: 0.125										0	0	0	0	0	0	0
Jesse Orosco, R (9, 1) OBP: 0.500, SLG: 0.500										0	0	0	0	0	0	0
Inning Stats	R: 0 E: 0 K: 1 S: 5 H: 0 LOB: 0 BB: 0 P: 5	R: 0 E: 0 K: 2 S: 8 H: 1 LOB: 2 BB: 1 P: 12	R: 0 E: 0 K: 0 S: 3 H: 0 LOB: 1 BB: 1 P: 7	R: 0 E: 0 K: 1 S: 6 H: 1 LOB: 1 BB: 0 P: 6	R: 0 E: 0 K: 1 S: 6 H: 1 LOB: 1 BB: 0 P: 6	R: 3 E: 0 K: 0 S: 6 H: 4 LOB: 1 BB: 1 P: 10	R: 0 E: 0 K: 0 S: 4 H: 1 LOB: 2 BB: 1 P: 8	R: 1 E: 1 K: 2 S: 9 H: 2 LOB: 1 BB: 0 P: 9	R: 0 E: 0 K: 0 S: 3 H: 0 LOB: 1 BB: 1 P: 7	1B: 9 2B: 1 3B: 0 HR: 0 SF: 1 SAC: 0 DP: 1 HBP: 0						

PITCHER		IP	WLS	BF	H	R	ER	SO	BB	IBB	HBP	BLK	WP	HR	S	P	ERA	WHIP
Joe Hesketh, L ERA: 2.36	(1, 1)	7.0		32	8	3	3	5	3	1	0	1	1	0	38	54	3.86	1.571
Gary Lucas, L ERA: 2.92	(8, 1)	2.0	W	9	2	1	0	2	1	0	0	0	1	0	12	16	0.00	1.500

PITCHER	IP	WLS	BF	H	R	ER	SO	BB	IBB	HBP	BLK	WP	HR	S	P	ERA	WHIP

TOP

New York Mets @ Montreal Expos

Olympic Stadium, Montreal, QB

Fri Jun 14 1985, 7:05 PM EDT

Att. 35,422 - Unknown

livebaseballscorecards.com

AB	35
R	4
H	10
RBI	3
BB	5
SO	7
LOB	19

Batter	1	2	3	4	5	6	7	8	9	AB	R	H	RBI	BB	SO	LOB
Tim Raines, S (1, 7) OBP: 0.372, SLG: 0.417	BBBB 4-0 S BB		x 0-0 ③ 3-1			BBBB 4-0 1B BB 1B BB	x 0-0 S 1B		BBBB 4-0 G1-4-3 1B 1-2 1B BB	2	2	1	0	3	0	0
Vance Law, R (1, 4) OBP: 0.343, SLG: 0.339	SSS 0-3 ① K 1-2			x 0-0 HR		BBBB 4-0 1B 1-2 1B BB	BBBB 4-0 1-2 BB		x 0-0 G1-4-3 1-2 2-H 1B	3	2	2	2	2	1	1
Andre Dawson, R (1, 9) OBP: 0.299, SLG: 0.432	x 0-0 ② F7			x 0-0 ① F8		x 0-0 1B FC3-2 1-2 2-3 1B	SSS 0-3 ② K		x 0-0 ① ② G1-4-3 1-2f 2-3	5	0	1	0	0	1	5
Dan Driessen, L (1, 3) OBP: 0.327, SLG: 0.390	x 0-0 ③ F8			x 0-0 ② F5		x 0-0 FC3-2 HBP 1-3 2-H 3-H 1B	SSS 0-3 ③ K		x 0-0 3-H 1B	5	0	2	3	0	1	3
Hubie Brooks, R (1, 6) OBP: 0.315, SLG: 0.386		x 0-0 ① L3		x 0-0 ③ F9		H 1-0 FC3-2 1-2 HBP		x 0-0 S 1B		3	0	1	0	0	0	0
Tim Wallach, R (1, 5) OBP: 0.319, SLG: 0.425		SSS 0-3 ② K			x 0-0 1B	x 0-0 ① F2		SSS 0-3 ① K 1-2		4	0	1	0	0	2	4
Herm Winningham, L (1, 8) OBP: 0.342, SLG: 0.352		x 0-0 ③ 5-3			x 0-0 ① F7	x 0-0 ② FC3-2 1-2 2-3 3-Hf		SSS 0-3 ② K		4	0	0	0	0	1	5
Mike Fitzgerald, R (1, 2) OBP: 0.308, SLG: 0.215 Terry Francona, L (8, PH) OBP: 0.333, SLG: 0.369 Sal Butera, R (9, 2) OBP: 0.250, SLG: 0.216			SSS 0-3 ① K		x 0-0 ② F4	SSS 0-3 ③ K		x 0-0 ③ G3		3 1 0	0 0 0	0 0 0	0 0 0	0 0 0	2 0 0	4 1 0
Joe Hesketh, R (1, 1) OBP: 0.167, SLG: 0.130 Miguel Dilone, S (7, PH) OBP: 0.250, SLG: 0.245 Gary Lucas, L (8, 1) Jim Wohlford, R (9, PH) OBP: 0.269, SLG: 0.271 Al Newman, S (9, PR)			SSS 0-3 ② K		SSS 0-3 ③ K		SSS 0-3 ① K		BBBB 4-0 BB 1B BB	2 1 0 0 0	0 0 0 0 1	0 0 0 0 0	0 0 0 0 0	0 0 0 1 0	2 1 0 0 0	1 0 0 0 0
Inning Stats	R: 0 E: 0 K: 1 S: 5 H: 0 LOB: 1 BB: 1 P: 9	R: 0 E: 0 K: 1 S: 5 H: 0 LOB: 0 BB: 0 P: 5	R: 0 E: 0 K: 2 S: 7 H: 0 LOB: 0 BB: 0 P: 7	R: 1 E: 0 K: 0 S: 4 H: 1 LOB: 0 BB: 0 P: 4	R: 0 E: 0 K: 1 S: 6 H: 1 LOB: 1 BB: 0 P: 6	R: 2 E: 0 K: 3 S: 7 H: 2 LOB: 3 BB: 2 P: 16	R: 0 E: 0 K: 3 S: 10 H: 1 LOB: 2 BB: 1 P: 14	R: 0 E: 0 K: 2 S: 8 H: 1 LOB: 1 BB: 0 P: 8	R: 2 E: 0 K: 0 S: 3 H: 2 LOB: 1 BB: 2 P: 11	1B: 7 2B: 0 3B: 0 HR: 1	SF: 0 SAC: 0 DP: 1 HBP: 1						

PITCHER		IP	WLS	BF	H	R	ER	SO	BB	IBB	HBP	BLK	WP	HR	S	P	ERA	WHIP
Dwight Gooden, R ERA: 1.79	(1, 1)	8.0		35	6	3	3	11	4	0	1	0	0	1	52	69	3.38	1.250
Doug Sisk, R ERA: 7.68	(9, 1)	0.0	L	2	0	2	2	0	2	0	0	0	0	0	0	8	∞	∞
Calvin Schiraldi, R ERA: 9.51	(9, 1)	0.2		2	1	0	0	0	0	0	0	0	0	0	2	2	0.00	1.500
Jesse Orosco, L ERA: 2.73	(9, 1)	0.0		1	1	0	0	0	0	0	0	0	0	0	1	1	∞	∞

PITCHER	IP	WLS	BF	H	R	ER	SO	BB	IBB	HBP	BLK	WP	HR	S	P	ERA	WHIP

BOTTOM

New York Mets @ Montreal Expos

Olympic Stadium, Montreal, QB

Fri Jun 14 1985, 7:05 PM EDT

Att. 35,422 - Unknown

livebaseballscorecards.com

AB	33
R	5
H	8
RBI	5
BB	6
SO	11
LOB	24

WP: 0 PB: 0 SB: 3 CS: 0 PA: 40

Batter	1	2	3	4	5	6	7	8	9	AB	R	H	RBI	BB	SO	LOB
Mookie Wilson, S (1, 8) OBP: 0.300, SLG: 0.365	6-3		FC6-4 1B		F8			4-3		4	0	1	0	0	0	0
Kelvin Chapman, R (1, 4) OBP: 0.204, SLG: 0.167	F9		FC6-4 S E 1-2f		F9			6-3		4	1	0	0	0	0	1
Keith Hernandez, L (1, 3) OBP: 0.381, SLG: 0.401	4-3		5-3 1-H			F7			G5-4-3 1B	4	0	1	0	0	0	0
Gary Carter, R (1, 2) OBP: 0.374, SLG: 0.433		G5-4-3 BB 1B 1B	F4			F7			G5-4-3 1-2f	4	1	1	0	0	0	1
George Foster, R (1, 7) OBP: 0.274, SLG: 0.421		B B B B G5-4-3 1-2 BB		6-3		S S S K			S S S K	3	0	0	0	1	2	0
John Christensen, R (1, 9) OBP: 0.330, SLG: 0.329		G5-4-3 1-2f 2-3		B B B B FC5-4 BB			G6-4-3 1B			2	0	1	0	1	0	2
Ray Knight, R (1, 5) OBP: 0.207, SLG: 0.287		1B 3-H 1B		F7			G6-4-3 1-2f			3	0	1	1	0	0	2
Rafael Santana, R (1, 6) OBP: 0.287, SLG: 0.301		1-3 1B		FC5-4 1-2f			F8			3	0	1	0	0	0	1
Sid Fernandez, L (1, 1) OBP: 0.214, SLG: 0.214		S S S K			S S S K			4-3		3	0	0	0	0	2	2

TOP

New York Mets @ Montreal Expos

Olympic Stadium, Montreal, QB

Sat Jun 15 1985, 7:05 PM EDT

Att. 33,219 - Unknown

livebaseballscorecards.com

AB	30
R	2
H	6
RBI	1
BB	2
SO	4
LOB	9

Inning Stats	1	2	3	4	5	6	7	8	9
	R: 0 E: 0 K: 0 S: 3	H: 0 LOB: 0 BB: 0 P: 3	R: 1 E: 0 K: 1 S: 7	H: 3 LOB: 2 BB: 1 P: 11	R: 1 E: 1 K: 0 S: 4	H: 1 LOB: 0 BB: 0 P: 4	R: 0 E: 0 K: 0 S: 3	H: 0 LOB: 1 BB: 1 P: 7	R: 0 E: 0 K: 1 S: 5	H: 0 LOB: 0 BB: 0 P: 5	R: 0 E: 0 K: 1 S: 5	H: 0 LOB: 0 BB: 0 P: 5	R: 0 E: 0 K: 0 S: 3	H: 1 LOB: 0 BB: 0 P: 3	R: 0 E: 0 K: 0 S: 3	H: 0 LOB: 0 BB: 0 P: 3	R: 0 E: 0 K: 1 S: 5	H: 1 LOB: 0 BB: 0 P: 5

| | | |

New York Mets @ Montreal Expos

Olympic Stadium, Montreal, QB

Sat Jun 15 1985, 7:05 PM EDT

Att. 33,219 - Unknown

livebaseballscorecards.com

BOTTOM

Batter	1	2	3	4	5	6	7	8	9	AB	R	H	RBI	BB	SO	LOB
Tim Raines, S (1, 7) OBP: 0.370, SLG: 0.414	K			CS 1B		F3			F8	4	0	1	0	0	1	1
Vance Law, R (1, 4) OBP: 0.341, SLG: 0.354	K			1-2 HR		1-3			5-3	4	1	1	1	0	1	1
Andre Dawson, R (1, 8) (9, 9) OBP: 0.298, SLG: 0.433	F8			K			4-3		1B 2B	4	1	1	0	0	1	0
Hubie Brooks, R (1, 6) OBP: 0.314, SLG: 0.384		4-3		K			4-3		2-H 1B	4	0	1	1	0	1	0
Tim Wallach, R (1, 5) OBP: 0.320, SLG: 0.429		5-3			PB L5 2B		F3			3	0	1	0	0	0	0
Dan Driessen, L (1, 3) OBP: 0.327, SLG: 0.406		K			F8 2-3			HR		3	1	1	1	0	1	1
Jim Wohlford, R (1, 9) OBP: 0.259, SLG: 0.260			4-3		L5 3-H			F8		3	0	0	0	0	0	1
Herm Winningham, L (9, 8) OBP: 0.342, SLG: 0.352										0	0	0	0	0	0	0
Mike Fitzgerald, R (1, 2) OBP: 0.302, SLG: 0.211			G3			K		F8		3	0	0	0	0	1	0
Dan Schatzeder, L (1, 1) OBP: 0.235, SLG: 0.438			K			2B		K		2	0	1	0	0	1	0
Steve Nicosia, R (8, PH) OBP: 0.143, SLG: 0.077										1	0	0	0	0	1	0
Tim Burke, R (9, 1)										0	0	0	0	0	0	0

	AB	31
	R	3
	H	7
	RBI	3
	BB	0
	SO	8
	LOB	4

Inning Stats										
	R: 0 E: 0 K: 2 S: 7	H: 0 LOB: 0 BB: 0 P: 7	R: 0 E: 0 K: 1 S: 5	H: 0 LOB: 0 BB: 0 P: 5	R: 0 E: 0 K: 1 S: 5	H: 0 LOB: 0 BB: 0 P: 5	R: 1 E: 0 K: 2 S: 8	H: 2 LOB: 0 BB: 0 P: 8	R: 0 E: 0 K: 0 S: 3	H: 1 LOB: 0 BB: 0 P: 3
	R: 0 E: 0 K: 1 S: 6	H: 1 LOB: 1 BB: 0 P: 6	R: 0 E: 0 K: 0 S: 3	H: 0 LOB: 0 BB: 0 P: 3	R: 1 E: 0 K: 1 S: 6	H: 1 LOB: 0 BB: 0 P: 6	R: 1 E: 0 K: 0 S: 4	H: 2 LOB: 1 BB: 0 P: 4	1B: 2 2B: 4 3B: 0 HR: 2	SF: 0 SAC: 0 DP: 1 HBP: 0
	WP: 0 PB: 1 SB: 0 CS: 1	PA: 31								

PITCHER	IP	WLS	BF	H	R	ER	SO	BB	IBB	HBP	BLK	WP	HR	S	P	ERA	WHIP
Sid Fernandez, L (1, 1) ERA: 2.42	8.2	L	31	7	3	3	8	0	0	0	0	0	2	47	47	3.12	0.808

PITCHER	IP	WLS	BF	H	R	ER	SO	BB	IBB	HBP	BLK	WP	HR	S	P	ERA	WHIP

New York Mets @ Montreal Expos

Olympic Stadium, Montreal, QB

Sun Jun 16 1985, 3:33 AM EDT

Att. 40,591 - Unknown

TOP

livebaseballscorecards.com

Batter	1	2	3	4	5	6	7	8	9	AB	R	H	RBI	BB	SO	LOB
Wally Backman, S (1, 4) OBP: 0.307, SLG: 0.298	F8		BB 1-2 SF9 PB		BB 1-2 WP		E6 G1-4-3 1-2 3-H		BB 1-2	2	0	0	1	3	0	1
Mookie Wilson, S (1, 8) OBP: 0.293, SLG: 0.356	4-3		F7 1-2 2-3		F8		G1-4-3 1-2f 2-3		F9	5	0	0	0	0	0	8
Keith Hernandez, L (1, 3) OBP: 0.377, SLG: 0.398	1B		SF9 2-3 3-H		6-3 1-2 2-3		F9		1-3	4	0	1	1	0	0	5
Gary Carter, R (1, 2) OBP: 0.368, SLG: 0.424	F8		F5			F7		F3		4	0	0	0	0	0	2
Danny Heep, L (1, 9) OBP: 0.344, SLG: 0.455		F5		F7		F7		1B		4	0	1	0	0	0	0
George Foster, R (1, 7) OBP: 0.279, SLG: 0.419		K		G3-6-3 1B		BB		F9		3	0	1	0	1	1	1
Howard Johnson, S (1, 5) OBP: 0.259, SLG: 0.229		BB		G3-6-3 1-2f		F2		K		3	0	0	0	1	1	3
Rafael Santana, R (1, 6) OBP: 0.291, SLG: 0.305		F6		6-3		1B E		BB 1B		4	1	2	0	0	0	1
Rick Aguilera, R (1, 1) OBP: 0.667, SLG: 0.500 Tom Gorman, L (5, 1) Kelvin Chapman, R (7, PH) OBP: 0.212, SLG: 0.175 Calvin Schiraldi, R (7, 1) OBP: 0.125, SLG: 0.125 Ray Knight, R (9, PH) OBP: 0.205, SLG: 0.284			BB PB BB SF9		1B WP BB		G1-4-3 E 1-3 1B		F3	1 0 1 0 1	1 0 0 0 0	1 0 1 0 0	0 0 0 0 0	1 0 0 0 0	0 0 0 0 0	0 0 0 0 1
Inning Stats	R: 0 E: 0 K: 0 S: 4 H: 1 LOB: 1 BB: 0 P: 4	R: 0 E: 0 K: 1 S: 5 H: 0 LOB: 1 BB: 1 P: 9	R: 1 E: 0 K: 0 S: 3 H: 0 LOB: 1 BB: 2 P: 11	R: 0 E: 0 K: 0 S: 3 H: 1 LOB: 0 BB: 0 P: 3	R: 0 E: 0 K: 0 S: 4 H: 1 LOB: 2 BB: 1 P: 8	R: 0 E: 0 K: 0 S: 3 H: 0 LOB: 1 BB: 1 P: 7	R: 1 E: 1 K: 0 S: 5 H: 2 LOB: 1 BB: 0 P: 5	R: 0 E: 0 K: 1 S: 6 H: 1 LOB: 1 BB: 0 P: 6	R: 0 E: 0 K: 0 S: 4 H: 1 LOB: 2 BB: 1 P: 8	1B: 7 2B: 0 3B: 0 HR: 0 SF: 1 SAC: 0 DP: 2 HBP: 0						

	AB	32
	R	2
	H	7
	RBI	2
	BB	6
	SO	2
	LOB	22

| | | | | | |

New York Mets @ Montreal Expos

Olympic Stadium, Montreal, QB

Sun Jun 16 1985, 3:33 AM EDT

Att. 40,591 - Unknown

livebaseballscorecards.com

BOTTOM

Batter	1	2	3	4	5	6	7	8	9	AB	R	H	RBI	BB	SO	LOB
Tim Raines, S (1, 7) OBP: 0.374, SLG: 0.416	F9	4-3			2B 1B 1-H 1B	E BB		S 1B		4	1	2	1	1	0	0
Vance Law, R (1, 4) OBP: 0.338, SLG: 0.346	HR BB	5-3			F7	F8		K 1-2		4	1	0	0	1	1	4
Andre Dawson, R (1, 9) OBP: 0.306, SLG: 0.458	1-H HR		F7		1B 1-3 2B	E3 1-3 2-H 1B				4	2	3	2	0	0	0
Dan Driessen, L (1, 3) OBP: 0.330, SLG: 0.401	F8		G6-4-3 BB		WP 1B IBB	4-3				2	0	0	0	2	0	2
Hubie Brooks, R (1, 6) OBP: 0.317, SLG: 0.386	2B 1B		G6-4-3 1-2f		WP 1-2 2-H 3-H 1B		F8			4	1	2	2	0	0	1
Tim Wallach, R (1, 5) OBP: 0.318, SLG: 0.430	1-H 2B			F6	K	6-3				4	0	1	1	0	1	2
Herm Winningham, L (1, 8) OBP: 0.340, SLG: 0.345	BB			4-3	G3 1-2 2-3	F5				3	0	0	0	1	0	2
Mike Fitzgerald, R (1, 2) OBP: 0.301, SLG: 0.212	F2			F2		1B SH1-4 E 1B		K		4	1	1	0	0	1	2
Bill Gullickson, R (1, 1) OBP: 0.167, SLG: 0.208 Miguel Dilone, S (5, PH) OBP: 0.263, SLG: 0.245 Mickey Mahler, S (6, 1) OBP: 0.250, SLG: 0.250		K			BLK 1B BB	SH1-4 1-2		K		1 0 1	0 1 0	0 0 0	0 0 0	0 1 0	1 0 1	0 0 0
Inning Stats	R: 3 H: 3 E: 0 LOB: 2 K: 0 BB: 2 S: 6 P: 14	R: 0 H: 0 E: 0 LOB: 0 K: 1 BB: 0 S: 5 P: 5	R: 0 H: 0 E: 0 LOB: 0 K: 0 BB: 1 S: 2 P: 6	R: 0 H: 0 E: 0 LOB: 0 K: 0 BB: 0 S: 3 P: 3	R: 3 H: 3 E: 0 LOB: 2 K: 1 BB: 2 S: 8 P: 16	R: 1 H: 2 E: 1 LOB: 2 K: 0 BB: 1 S: 5 P: 9	R: 0 H: 0 E: 0 LOB: 0 K: 0 BB: 0 S: 3 P: 3	R: 0 H: 1 E: 0 LOB: 1 K: 3 BB: 0 S: 10 P: 10		1B: 6 SF: 0 2B: 2 SAC: 1 3B: 0 DP: 1 HR: 1 HBP: 0						

	AB	31
	R	7
	H	9
	RBI	6
	BB	6
	SO	5
	LOB	13

WP: 1 PA: 38
PB: 0
SB: 1
CS: 0

PITCHER		IP	WLS	BF	H	R	ER	SO	BB	IBB	HBP	BLK	WP	HR	S	P	ERA	WHIP
Rick Aguilera, R ERA: 8.53	(1, 1)	4.1	L	23	6	6	6	1	4	1	0	1	0	1	20	40	12.46	2.308
Tom Gorman, L ERA: 4.33	(5, 1)	1.2		8	2	1	0	1	1	0	0	0	1	0	9	13	0.00	1.800
Calvin Schiraldi, R ERA: 8.77	(7, 1)	2.0		7	1	0	0	3	0	0	0	0	0	0	13	13	0.00	0.500

PITCHER	IP	WLS	BF	H	R	ER	SO	BB	IBB	HBP	BLK	WP	HR	S	P	ERA	WHIP

Batter	1	2	3	4	5	6	7	8	9	AB	R	H	RBI	BB	SO	LOB
Davey Lopes, R (1, 7) (8, 8) OBP: 0.429, SLG: 0.464	S S S 0-3 ① K		S S S 0-3 ② K			x 0-0 23 K 1B		x 0-0 ② F8		4	0	1	0	0	2	1
23 Ryne Sandberg, R (1, 4) OBP: 0.296, SLG: 0.402	x 0-0 ② F4		x 0-0 ③ F9			S S S 0-3 ① ② K 1-2		x 0-0 ③ 1-3		4	0	0	0	0	1	2
Keith Moreland, R (1, 9) OBP: 0.381, SLG: 0.395	x 0-0 ③ 4-3			B B B B 4-0 G5-4-3 BB CS BB		B B B B 4-0 BB			x 0-0 2B	2	0	1	0	2	0	0
Leon Durham, L (1, 3) OBP: 0.347, SLG: 0.454		x 0-0 ① F5		B B B B 4-0 G5-4-3 1-2 BB		x 0-0 G3			x 0-0 ① F8	3	0	0	0	1	0	2
Jody Davis, R (1, 2) OBP: 0.321, SLG: 0.429		x 0-0 1B 1B		x 0-0 ① ② G5-4-3 1-2f 2-3			x 0-0 ① 6-3		S S S 0-3 ② K	4	0	1	0	0	1	3
Ron Cey, R (1, 5) OBP: 0.328, SLG: 0.442		x 0-0 1-2 1B		B B B B 4-0 BB			S S S 0-3 ② K		x 0-0 ③ F8	3	0	1	0	1	1	1
Chris Speier, R (1, 6) OBP: 0.265, SLG: 0.333		x 0-0 ② F9		0-0 ③ CS 3-H	S S S 0-3 ① K		x 0-0 ③ F9			3	0	0	0	0	1	2
Darrin Jackson, R (1, 8) Thad Bosley, L (8, PH) (8, 7) OBP: 0.308, SLG: 0.298		x 0-0 ③ 6-3			x 0-0 ② 5-3			S S S 0-3 ① K		2 1	0 0	0 0	0 0	0 0	0 1	2 0
Rick Sutcliffe, L (1, 1) OBP: 0.258, SLG: 0.310 Chico Walker, S (8, PR) George Frazier, R (8, 1)			x 0-0 ① F9		x 0-0 ③ G4-1			x 0-0 1B		3 0 0	0 0 0	1 0 0	0 0 0	0 0 0	0 0 0	0 0 0
Inning Stats	R: 0 E: 0 K: 1 S: 5 H: 0 LOB: 0 BB: 0 P: 5	R: 0 E: 0 K: 0 S: 5 H: 2 LOB: 2 BB: 0 P: 5	R: 0 E: 0 K: 1 S: 5 H: 0 LOB: 0 BB: 0 P: 5	R: 0 E: 0 K: 0 S: 1 H: 0 LOB: 1 BB: 3 P: 13	R: 0 E: 0 K: 1 S: 5 H: 0 LOB: 0 BB: 0 P: 5	R: 0 E: 0 K: 1 S: 5 H: 1 LOB: 1 BB: 1 P: 9	R: 0 E: 0 K: 1 S: 5 H: 0 LOB: 0 BB: 0 P: 5	R: 0 E: 0 K: 1 S: 6 H: 1 LOB: 1 BB: 0 P: 6	R: 0 E: 0 K: 1 S: 6 H: 1 LOB: 1 BB: 0 P: 6	1B: 4 2B: 1 3B: 0 HR: 0	SF: 0 SAC: 0 DP: 1 HBP: 0						

TOP

Chicago Cubs @ New York Mets

Shea Stadium, Flushing, NY

Mon Jun 17 1985, 7:05 PM EDT

Att. 41,986 - Unknown

livebaseballscorecards.com

AB	29
R	0
H	5
RBI	0
BB	4
SO	7
LOB	13

PITCHER		IP	W/L/S	BF	H	R	ER	SO	BB	IBB	HBP	BLK	WP	HR	S	P	ERA	WHIP
Ron Darling, R ERA: 2.26	(1, 1)	9.0	W	33	5	0	0	7	4	0	0	0	0	0	43	59	0.00	1.000

PITCHER		IP	W/L/S	BF	H	R	ER	SO	BB	IBB	HBP	BLK	WP	HR	S	P	ERA	WHIP

BOTTOM

Chicago Cubs @ New York Mets

Shea Stadium, Flushing, NY

Mon Jun 17 1985, 7:05 PM EDT

Att. 41,986 - Unknown

Batter	1	2	3	4	5	6	7	8	9	AB	R	H	RBI	BB	SO	LOB
Wally Backman, S (1, 4) OBP: 0.318, SLG: 0.305	G4-6-3 1B		K		2B 1B		S BB			3	1	2	0	1	1	0
Danny Heep, L (1, 8) Mookie Wilson, S (9, 8) OBP: 0.348, SLG: 0.460 OBP: 0.293, SLG: 0.356	G4-6-3 1-2f		BB		G3 1-H 2B		F9 1-2			3 0	0 0	1 0	1 0	1 0	0 0	2 0
Keith Hernandez, L (1, 3) OBP: 0.375, SLG: 0.393	PO BB		K		G3 2-3			F8		3	0	0	0	1	1	2
Gary Carter, R (1, 2) OBP: 0.366, SLG: 0.436	PO 1-2	F7		HR	F2			K		4	1	1	1	0	1	1
George Foster, R (1, 7) OBP: 0.273, SLG: 0.409		F8		F8		F9		5-3		4	0	0	0	0	0	0
Clint Hurdle, L (1, 9) OBP: 0.333, SLG: 0.448		1B HBP		BB		K				1	0	0	0	1	1	0
Howard Johnson, S (1, 5) OBP: 0.260, SLG: 0.231		1-3 1B		F8		K				3	0	1	0	0	1	1
Rafael Santana, R (1, 6) OBP: 0.287, SLG: 0.300		F7		F4			F7			3	0	0	0	0	0	3
Ron Darling, R (1, 1) OBP: 0.167, SLG: 0.222			K		1-3		F9			3	0	0	0	0	1	0
Inning Stats	R: 0 E: 0 K: 0 S: 2 H: 1 LOB: 0 BB: 1 P: 6	R: 0 E: 0 K: 0 S: 4 H: 1 LOB: 2 BB: 0 P: 5	R: 0 E: 0 K: 3 S: 9 H: 0 LOB: 1 BB: 1 P: 13	R: 1 E: 0 K: 0 S: 4 H: 1 LOB: 1 BB: 1 P: 8	R: 1 E: 0 K: 0 S: 5 H: 2 LOB: 1 BB: 0 P: 5	R: 0 E: 0 K: 2 S: 7 H: 0 LOB: 0 BB: 0 P: 7	R: 0 E: 0 K: 0 S: 3 H: 0 LOB: 1 BB: 1 P: 7	R: 0 E: 0 K: 1 S: 5 H: 0 LOB: 0 BB: 0 P: 5		1B: 3 2B: 1 3B: 0 HR: 1 SF: 0 SAC: 0 DP: 1 HBP: 1						

livebaseballscorecards.com

	AB	27
	R	2
	H	5
	RBI	2
	BB	4
	SO	6
	LOB	9

WP: 0 PA: 33
PB: 0
SB: 1
CS: 0

PITCHER		IP	WLS	BF	H	R	ER	SO	BB	IBB	HBP	BLK	WP	HR	S	P	ERA	WHIP
Rick Sutcliffe, R ERA: 2.15	(1, 1)	7.0	L	29	5	2	2	5	4	0	1	0	0	1	34	51	2.57	1.286
George Frazier, R ERA: 6.65	(8, 1)	1.0		3	0	0	0	1	0	0	0	0	0	0	5	5	0.00	0.000

PITCHER	IP	WLS	BF	H	R	ER	SO	BB	IBB	HBP	BLK	WP	HR	S	P	ERA	WHIP

Batter	1	2	3	4	5	6	7	8	9	AB	R	H	RBI	BB	SO	LOB
Davey Lopes, R (1, 7) OBP: 0.418, SLG: 0.450	5-3		F6		K			F3		4	0	0	0	0	1	1
23 Ryne Sandberg, R (1, 4) OBP: 0.295, SLG: 0.399	1B FC4-6 1B		5-3		FC5-4 1-2f			6-3		4	1	1	0	0	0	1
Keith Moreland, R (1, 9) OBP: 0.382, SLG: 0.397	FC4-6 1-3 1B		F7			F7		FC4-6 1B		4	0	2	0	0	0	0
Leon Durham, L (1, 3) OBP: 0.350, SLG: 0.455	FC4-6 BB 1-2f 3-H			FC5-4 1B		G6-4-3 1B		FC4-6 1-2f		4	0	2	1	0	0	2
Ron Cey, R (1, 5) OBP: 0.326, SLG: 0.436	BBBB 4-0 1-2 BB			K		G6-4-3 1-2f			F8	3	0	0	0	1	1	2
Chris Speier, R (1, 6) OBP: 0.255, SLG: 0.320	SSS K			FC5-4 1-2f			F6		6-3	4	0	0	0	0	1	3
Steve Lake, R (1, 2) OBP: 0.192, SLG: 0.308 Chico Walker, S (9, PH) OBP: 0.167, SLG: 0.167		F6	6-3				3-1		1B	3 1	0 0	0 1	0 0	0 0	0 0	1 0
Darrin Jackson, R (1, 8) OBP: 0.200, SLG: 0.200 Richie Hebner, L (9, PH) OBP: 0.341, SLG: 0.375		4-3			5-3		1B		F5	3 1	0 0	1 0	0 0	0 0	0 0	0 1
Steve Trout, L (1, 1) OBP: 0.167, SLG: 0.136 Thad Bosley, L (7, PH) OBP: 0.303, SLG: 0.293 Warren Brusstar, R (7, 1)		4-3			23 FC5-4 1B		3-1			2 1 0	0 0 0	1 0 0	0 0 0	0 0 0	0 0 0	0 1 0
Inning Stats	R: 1 E: 0 K: 1 S: 7 H: 2 LOB: 2 BB: 1 P: 11	R: 0 E: 0 K: 0 S: 3 H: 0 LOB: 0 BB: 0 P: 3	R: 0 E: 0 K: 0 S: 3 H: 0 LOB: 0 BB: 0 P: 3	R: 0 E: 0 K: 1 S: 6 H: 1 LOB: 1 BB: 0 P: 6	R: 0 E: 0 K: 1 S: 6 H: 1 LOB: 1 BB: 0 P: 6	R: 0 E: 0 K: 0 S: 3 H: 1 LOB: 0 BB: 0 P: 3	R: 0 E: 0 K: 0 S: 4 H: 1 LOB: 1 BB: 0 P: 4	R: 0 E: 0 K: 0 S: 4 H: 1 LOB: 1 BB: 0 P: 4	R: 0 E: 0 K: 0 S: 4 H: 1 LOB: 1 BB: 0 P: 4	1B: 8 2B: 0 3B: 0 HR: 0	SF: 0 SAC: 0 DP: 1 HBP: 0					

PITCHER	IP	WLS	BF	H	R	ER	SO	BB	IBB	HBP	BLK	WP	HR	S	P	ERA	WHIP
Ed Lynch, R (1, 1) ERA: 2.64	9.0	W	35	8	1	1	3	1	0	0	0	0	0	40	44	1.00	1.000

PITCHER	IP	WLS	BF	H	R	ER	SO	BB	IBB	HBP	BLK	WP	HR	S	P	ERA	WHIP

TOP

Chicago Cubs @ New York Mets

Shea Stadium, Flushing, NY

Tue Jun 18 1985, 7:05 PM EDT

Att. 41,125 - Unknown

livebaseballscorecards.com

AB	34
R	1
H	8
RBI	1
BB	1
SO	3
LOB	12

WP: 0 PB: 0 SB: 0 CS: 0 PA: 35

Batter	1	2	3	4	5	6	7	8	9	AB	R	H	RBI	BB	SO	LOB
Mookie Wilson, S (1, 8) OBP: 0.301, SLG: 0.361	BBBB 4-0 BB 1B BB	x 0-0 ③ 5-3			x 0-0 BB 1B 1B	x 0-0 CS 2-H 1B				3	2	2	1	1	0	1
Kelvin Chapman, R (1, 4) OBP: 0.234, SLG: 0.184 Wally Backman, S (7, PH) OBP: 0.316, SLG: 0.303 (8, 4)	BBBB 4-0 1B FC4-6 1-2 BB		x 0-0 CS 1B		BBBB 4-0 1B 1B 1-2 BB	0-0 ③ CS 1-2	x 0-0 ① 4-3			1 1	2 0	1 0	0 0	2 0	0 0	0 0
Keith Hernandez, L (1, 3) OBP: 0.373, SLG: 0.390	SSS 0-3 ① K		x 0-0 ①② 6-3 1-2		x 0-0 E 1B 1-3 2-H 1B		x 0-0 ② F9			4	0	1	1	0	1	3
Gary Carter, R (1, 2) OBP: 0.368, SLG: 0.437	x 0-0 FC4-6 1-3 2-H 1B		x 0-0 ③ 6-3		x 0-0 E 1-2 3-H 1B		x 0-0 ③ 1-3			4	0	2	2	0	0	0
George Foster, R (1, 7) OBP: 0.267, SLG: 0.400	x 0-0 ② FC4-6 FC5-4 1-2f 3-H			x 0-0 ① 5-3	x 0-0 E6 1-2 2-3			x 0-0 ① 6-3		4	0	0	1	0	0	3
John Christensen, R (1, 9) OBP: 0.315, SLG: 0.312	x 0-0 ③ FC5-4 1-2f			x 0-0 ② 5-3	x 0-0 ③ 1-3			x 0-0 ② 6-3		4	0	0	0	0	0	4
Ray Knight, R (1, 5) OBP: 0.198, SLG: 0.274		x 0-0 ① 6-3		x 0-0 ③ 4-3		x 0-0 E6 SH2-4 1B		x 0-0 ③ F8		4	1	0	0	0	0	0
Rafael Santana, R (1, 6) OBP: 0.288, SLG: 0.301		x 0-0 SH1-4 1B			x 0-0 ① 5-3	x 0-0 ① F4				3	0	1	0	0	0	1
Ed Lynch, R (1, 1) OBP: 0.192, SLG: 0.087		x 0-0 ② SH1-4 1-2			x 0-0 ② F9	x 0-0 ② SH2-4 1-2				1	0	0	0	0	0	0
Inning Stats	R: 2 E: 0 K: 1 S: 6 H: 1 LOB: 1 BB: 2 P: 14	R: 0 E: 0 K: 0 S: 4 H: 1 LOB: 1 BB: 0 P: 4	R: 0 E: 0 K: 0 S: 3 H: 1 LOB: 0 BB: 0 P: 3	R: 0 E: 0 K: 0 S: 3 H: 0 LOB: 0 BB: 0 P: 3	R: 2 E: 1 K: 0 S: 7 H: 3 LOB: 3 BB: 1 P: 11	R: 1 E: 1 K: 0 S: 4 H: 1 LOB: 0 BB: 0 P: 4	R: 0 E: 0 K: 0 S: 3 H: 0 LOB: 0 BB: 0 P: 3	R: 0 E: 0 K: 0 S: 3 H: 0 LOB: 0 BB: 0 P: 3		1B: 7 2B: 0 3B: 0 HR: 0	SF: 0 SAC: 2 DP: 0 HBP: 0		WP: 0 PB: 0 SB: 0 CS: 2	PA: 35		

PITCHER		IP	WLS	BF	H	R	ER	SO	BB	IBB	HBP	BLK	WP	HR	S	P	ERA	WHIP
Steve Trout, L ERA: 2.55	(1, 1)	6.0	L	28	7	5	4	1	3	0	0	0	0	0	27	39	6.00	1.667
Warren Brusstar, R ERA: 4.84	(7, 1)	2.0		6	0	0	0	0	0	0	0	0	0	0	6	6	0.00	0.000

PITCHER	IP	WLS	BF	H	R	ER	SO	BB	IBB	HBP	BLK	WP	HR	S	P	ERA	WHIP

Chicago Cubs @ New York Mets

Shea Stadium, Flushing, NY

Tue Jun 18 1985, 7:05 PM EDT

Att. 41,125 - Unknown

BOTTOM

livebaseballscorecards.com

AB	29
R	5
H	7
RBI	5
BB	3
SO	1
LOB	12

Chicago Cubs @ New York Mets

Shea Stadium, Flushing, NY

Wed Jun 19 1985, 7:05 PM EDT

Att. 51,778 - Unknown

TOP

livebaseballscorecards.com

Batter	1	2	3	4	5	6	7	8	9	AB	R	H	RBI	BB	SO	LOB
Chico Walker, S (1, 9) OBP: 0.111, SLG: 0.111 Keith Moreland, R (9, PH) OBP: 0.385, SLG: 0.400 Larry Bowa, S (9, PR) OBP: 0.212, SLG: 0.229	F8		K			G3			23 1B 1B	3 1 0	0 0 0	0 1 0	0 0 0	0 0 0	1 0 0	1 0 0
23 Ryne Sandberg, R (1, 4) OBP: 0.298, SLG: 0.401	6-3			1B 1B		F9			1-2 1B	4	0	2	0	0	0	0
Leon Durham, L (1, 3) OBP: 0.348, SLG: 0.451	4-3			G1-6-3 1-3 1B		F5			F8	4	0	1	0	0	0	2
Richie Hebner, L (1, 5) OBP: 0.333, SLG: 0.349		G6-4-3 BB		K			K		F6	3	0	0	0	1	2	4
Thad Bosley, L (1, 7) OBP: 0.286, SLG: 0.274		K		G1-6-3 1-2f			K		K	4	0	0	0	0	3	5
Steve Lake, R (1, 2) OBP: 0.172, SLG: 0.276		G6-4-3 1-2f			K		F8			3	0	0	0	0	1	1
Chris Speier, R (1, 6) OBP: 0.275, SLG: 0.333			SH3-4 BB		1B			G6-4-3 1B		2	0	2	0	1	0	0
Darrin Jackson, R (1, 8) OBP: 0.143, SLG: 0.143 Davey Lopes, R (8, PH) OBP: 0.415, SLG: 0.446 (8, 8)			F8		F7			G6-4-3 1-2f		2 1	0 0	0 0	0 0	0 0	0 0	2 1
Scott Sanderson, R (1, 1) OBP: 0.100, SLG: 0.053 Ron Cey, R (8, PH) OBP: 0.325, SLG: 0.433 Lee Smith, R (8, 1)			SH3-4 1-2		K			K		1 1 0	0 0 0	0 0 0	0 0 0	0 0 0	1 1 0	1 0 0
Inning Stats	R: 0 E: 0 K: 0 S: 3 H: 0 LOB: 0 BB: 0 P: 3	R: 0 E: 0 K: 1 S: 4 H: 0 LOB: 0 BB: 1 P: 8	R: 0 E: 0 K: 1 S: 5 H: 0 LOB: 1 BB: 1 P: 9	R: 0 E: 0 K: 1 S: 6 H: 2 LOB: 1 BB: 0 P: 6	R: 0 E: 0 K: 2 S: 8 H: 1 LOB: 1 BB: 0 P: 8	R: 0 E: 0 K: 0 S: 3 H: 0 LOB: 0 BB: 0 P: 3	R: 0 E: 0 K: 2 S: 7 H: 0 LOB: 0 BB: 0 P: 7	R: 0 E: 0 K: 1 S: 5 H: 1 LOB: 0 BB: 0 P: 5	R: 0 E: 0 K: 1 S: 7 H: 2 LOB: 2 BB: 0 P: 7	1B: 6 2B: 0 3B: 0 HR: 0 SF: 0 SAC: 1 DP: 3 HBP: 0						

	AB	29
	R	0
	H	6
	RBI	0
	BB	2
	SO	9
	LOB	17

PITCHER	IP	WLS	BF	H	R	ER	SO	BB	IBB	HBP	BLK	WP	HR	S	P	ERA	WHIP
Dwight Gooden, R (1, 1) ERA: 1.66	9.0	W	32	6	0	0	9	2	0	0	0	0	0	48	56	0.00	0.889

PITCHER	IP	WLS	BF	H	R	ER	SO	BB	IBB	HBP	BLK	WP	HR	S	P	ERA	WHIP

Batter	1	2	3	4	5	6	7	8	9	AB	R	H	RBI	BB	SO	LOB
Wally Backman, S (1, 4) OBP: 0.314, SLG: 0.302	K		CS 1B		1-3		6-3			4	0	1	0	0	1	0
Lenny Dykstra, L (1, 8) OBP: 0.353, SLG: 0.500	F4		K		BB		F9			3	0	0	0	1	1	1
Keith Hernandez, L (1, 3) OBP: 0.375, SLG: 0.389	FC6-4 1B		CS 1-2	2B FC6-4 BB	F8			4-3		3	1	1	0	1	0	1
Gary Carter, R (1, 2) OBP: 0.370, SLG: 0.443	FC6-4 1-2f			FC6-4 2B 1-3		BB 1B		F8		4	0	2	0	0	0	1
Danny Heep, L (1, 7) OBP: 0.340, SLG: 0.447		K		5-3	F7			K		4	0	0	0	0	2	3
Clint Hurdle, L (1, 9) OBP: 0.361, SLG: 0.433		K		FC6-4 IBB	FC4-6 1-2 BB					1	0	0	0	2	1	0
Howard Johnson, S (1, 5) OBP: 0.261, SLG: 0.241		2B		FC6-4 1-2f 2-3 3-H		F9				3	0	1	1	0	0	4
Rafael Santana, R (1, 6) OBP: 0.284, SLG: 0.296		5-3		F8		FC4-6 1-2f				3	0	0	0	0	0	5
Dwight Gooden, R (1, 1) OBP: 0.262, SLG: 0.205			6-3		6-3		K			3	0	0	0	0	1	0
Inning Stats	R: 0 E: 0 K: 1 S: 6 H: 1 LOB: 1 BB: 0 P: 6	R: 0 E: 0 K: 2 S: 8 H: 1 LOB: 1 BB: 0 P: 8	R: 0 E: 0 K: 1 S: 5 H: 1 LOB: 0 BB: 0 P: 5	R: 1 E: 0 K: 0 S: 4 H: 1 LOB: 2 BB: 2 P: 12	R: 0 E: 0 K: 0 S: 3 H: 0 LOB: 1 BB: 1 P: 7	R: 0 E: 0 K: 0 S: 4 H: 1 LOB: 2 BB: 1 P: 8	R: 0 E: 0 K: 1 S: 5 H: 0 LOB: 0 BB: 0 P: 5	R: 0 E: 0 K: 1 S: 5 H: 0 LOB: 0 BB: 0 P: 5		1B: 3 2B: 2 3B: 0 HR: 0	SF: 0 SAC: 0 DP: 0 HBP: 0					

PITCHER	IP	WLS	BF	H	R	ER	SO	BB	IBB	HBP	BLK	WP	HR	S	P	ERA	WHIP
Scott Sanderson, R (1, 1) ERA: 2.07	7.0	L	29	5	1	1	5	3	1	0	0	0	0	35	51	1.29	1.143
Lee Smith, R (8, 1) ERA: 2.34	1.0		3	0	0	0	1	0	0	0	0	0	0	5	5	0.00	0.000

PITCHER	IP	WLS	BF	H	R	ER	SO	BB	IBB	HBP	BLK	WP	HR	S	P	ERA	WHIP

BOTTOM

Chicago Cubs @ New York Mets

Shea Stadium, Flushing, NY

Wed Jun 19 1985, 7:05 PM EDT

Att. 51,778 - Unknown

livebaseballscorecards.com

AB	28
R	1
H	5
RBI	1
BB	4
SO	6
LOB	15

1B: 3	SF: 0	WP: 0	PA: 33
2B: 2	SAC: 0	PB: 0	
3B: 0	DP: 0	SB: 0	
HR: 0	HBP: 0	CS: 1	

Batter	1	2	3	4	5	6	7	8	9	AB	R	H	RBI	BB	SO	LOB
Davey Lopes, R (1, 7) OBP: 0.417, SLG: 0.439	BBBB 4-0 23 6-3 23 S BB		BBBB 4-0 S 1B BB		SSS 0-3 ③ K			x 0-0 ② 4-3		2	1	0	0	2	1	0
23 Ryne Sandberg, R (1, 4) OBP: 0.302, SLG: 0.412	x 0-0 ① 6-3 1-3		x 0-0 ② F6			x 0-0 BLK 2B		x 0-0 1B 2B		4	1	2	0	0	0	2
Keith Moreland, R (1, 9) OBP: 0.387, SLG: 0.402	SSS 0-3 ② K		x 0-0 CS 1-H 1B			x 0-0 ① F7		x 0-0 2-H 1B		4	0	2	2	0	1	2
Ron Cey, R (1, 5) OBP: 0.324, SLG: 0.430	SSS 0-3 ③ K		0-0 ③ CS 1-2	x 0-0 1B SF7 1B		SSS 0-3 ② K 2-3		x 0-0 ③ F6		4	1	1	0	0	2	3
Leon Durham, L (1, 3) OBP: 0.346, SLG: 0.447		SSS 0-3 ① K		x 0-0 CS 1-3 1B		SSS 0-3 ③ K			x 0-0 ① F7	4	0	1	0	0	2	1
Chris Speier, R (1, 6) OBP: 0.283, SLG: 0.353		x 0-0 S 1B		x 0-0 ① SF7 3-H			x 0-0 ① F8		x 0-0 2B	3	0	2	1	0	0	0
Steve Lake, R (1, 2) OBP: 0.156, SLG: 0.250 Richie Hebner, L (9, PH) OBP: 0.327, SLG: 0.341		x 0-0 ② F8		SSS 0-3 ②③ K 1-2			x 0-0 ② 4-3		x 0-0 ② F7	3	0	0	0	0	1	2
										1	0	0	0	0	0	1
Darrin Jackson, R (1, 8) OBP: 0.100, SLG: 0.100 Jody Davis, R (9, PH) OBP: 0.320, SLG: 0.426		SSS 0-3 ③ K 1-2			x 0-0 ① F3		SSS 0-3 ③ K		x 0-0 ③ 6-3	3	0	0	0	0	2	1
										1	0	0	0	0	0	1
Ray Fontenot, L (1, 1)			SSS 0-3 ① K		SSS 0-3 ② K			x 0-0 ① F4		1	0	0	0	0	1	0
Chico Walker, S (5, PH) OBP: 0.100, SLG: 0.100										1	0	0	0	0	1	0
Lary Sorensen, R (5, 1)										0	0	0	0	0	0	0
Thad Bosley, L (8, PH) OBP: 0.282, SLG: 0.270										1	0	0	0	0	0	0
Warren Brusstar, R (8, 1)										0	0	0	0	0	0	0
Inning Stats	R: 0 E: 0 K: 2 S: 7	H: 0 LOB: 1 BB: 1 P: 11	R: 0 E: 0 K: 2 S: 8	H: 1 LOB: 1 BB: 0 P: 8	R: 1 E: 0 K: 1 S: 5	H: 1 LOB: 0 BB: 1 P: 9	R: 1 E: 0 K: 1 S: 6	H: 2 LOB: 0 BB: 0 P: 6	R: 0 E: 0 K: 2 S: 7	H: 0 LOB: 0 BB: 0 P: 7	R: 0 E: 0 K: 2 S: 8	H: 1 LOB: 1 BB: 0 P: 8	R: 0 E: 0 K: 1 S: 5	H: 0 LOB: 0 BB: 0 P: 5	R: 1 E: 0 K: 0 S: 5	H: 2 LOB: 1 BB: 0 P: 5	R: 0 E: 0 K: 0 S: 4	H: 1 LOB: 1 BB: 0 P: 4	1B: 5 2B: 3 3B: 0 HR: 0	SF: 1 SAC: 0 DP: 0 HBP: 0	WP: 0 PB: 0 SB: 3 CS: 2	PA: 36							

TOP

Chicago Cubs @ New York Mets

Shea Stadium, Flushing, NY

Thu Jun 20 1985, 3:33 AM EDT

Att. 37,203 - Unknown

livebaseballscorecards.com

AB	32
R	3
H	8
RBI	3
BB	2
SO	11
LOB	13

PITCHER		IP	WLS	BF	H	R	ER	SO	BB	IBB	HBP	BLK	WP	HR	S	P	ERA	WHIP
Sid Fernandez, L ERA: 2.49	(1, 1)	6.0	W	23	5	2	2	10	2	0	0	1	0	0	41	49	3.00	1.167
Roger McDowell, R ERA: 2.64	(7, 1)	3.0	S	12	3	1	1	1	0	0	0	0	0	0	14	14	3.00	1.000

PITCHER	IP	WLS	BF	H	R	ER	SO	BB	IBB	HBP	BLK	WP	HR	S	P	ERA	WHIP

Batter	1	2	3	4	5	6	7	8	9	AB	R	H	RBI	BB	SO	LOB
Mookie Wilson, S (1, 8) OBP: 0.302, SLG: 0.361	0-0 CS 1B		0-0 F9 ②	0-0 4-3 ③		0-0 FC6-4 ③ 1-2f				3	0	1	0	0	0	0
Lenny Dykstra, L (6, PH) (7, 8) OBP: 0.333, SLG: 0.471										1	0	0	0	0	0	1
Kelvin Chapman, R (1, 4) OBP: 0.243, SLG: 0.196	0-3 K ①② 1-2 SSS		0-0 BB E HR 1B		0-0 FC5-6-4 1B		0-0 F7 ①			4	1	2	0	0	1	1
Ray Knight, R (1, 5) OBP: 0.200, SLG: 0.282	0-0 2B		0-0 E6 BB HR 1-2		0-0 F7 ①		0-0 F8 ②			4	1	1	0	0	0	2
Gary Carter, R (1, 3) OBP: 0.368, SLG: 0.437	0-0 6-3 ③		4-0 HR BB 1-2 2-3 BBBB		0-0 FC5-6-4 2B ② 1-2f		0-3 K ③ SSS			3	1	0	0	1	1	2
George Foster, R (1, 7) OBP: 0.272, SLG: 0.425		0-0 F7 ①	0-0 HR 1-H 2-H 3-H		0-0 2B 1-3			0-3 K ① SSS		4	1	2	4	0	1	0
John Christensen, R (1, 9) OBP: 0.323, SLG: 0.358		0-0 F3 ②	0-0 HR		0-0 F7 ③			0-0 CS 1B		4	1	2	1	0	0	2
Ronn Reynolds, R (1, 2) OBP: 0.455, SLG: 0.545		0-0 2B	0-0 6-3 ③			0-0 FC6-4 1B		0-3 K ②③ 1-2 SSS		4	0	2	0	0	1	1
Rafael Santana, R (1, 6) OBP: 0.280, SLG: 0.291		0-0 F7 ③		0-0 1-3 ①		0-0 F9 ①				3	0	0	0	0	0	2
Sid Fernandez, L (1, 1) OBP: 0.188, SLG: 0.188			0-0 6-3 ① SSS	0-3 K ②		0-0 F7 ②				2	0	0	0	0	1	0
Rusty Staub, L (6, PH) OBP: 0.304, SLG: 0.333										1	0	0	0	0	0	1
Roger McDowell, R (7, 1) OBP: 0.200, SLG: 0.111										0	0	0	0	0	0	0
Inning Stats	R: 0 E: 0 K: 1 S: 6 H: 2 LOB: 1 BB: 0 P: 6	R: 0 E: 0 K: 0 S: 4 H: 1 LOB: 1 BB: 0 P: 4	R: 5 E: 1 K: 0 S: 7 H: 3 LOB: 0 BB: 1 P: 11	R: 0 E: 0 K: 1 S: 5 H: 0 LOB: 0 BB: 0 P: 5	R: 0 E: 0 K: 0 S: 5 H: 2 LOB: 2 BB: 0 P: 5	R: 0 E: 0 K: 0 S: 4 H: 1 LOB: 1 BB: 0 P: 4	R: 0 E: 0 K: 1 S: 5 H: 0 LOB: 0 BB: 0 P: 5	R: 0 E: 0 K: 2 S: 7 H: 1 LOB: 1 BB: 0 P: 7		1B: 5 2B: 4 3B: 0 HR: 2	SF: 0 SAC: 0 DP: 1 HBP: 0						

PITCHER	IP	WLS	BF	H	R	ER	SO	BB	IBB	HBP	BLK	WP	HR	S	P	ERA	WHIP
Ray Fontenot, L (1, 1) ERA: 2.92	4.0	L	19	6	5	0	2	1	0	0	0	0	2	22	26	0.00	1.750
Lary Sorensen, R (5, 1) ERA: 3.98	3.0		12	3	0	0	1	0	0	0	0	0	0	14	14	0.00	1.000
Warren Brusstar, R (8, 1) ERA: 4.63	1.0		3	1	0	0	2	0	0	0	0	0	0	7	7	0.00	1.000

PITCHER	IP	WLS	BF	H	R	ER	SO	BB	IBB	HBP	BLK	WP	HR	S	P	ERA	WHIP

BOTTOM

Chicago Cubs @ New York Mets

Shea Stadium, Flushing, NY

Thu Jun 20 1985, 3:33 AM EDT

Att. 37,203 - Unknown

livebaseballscorecards.com

AB	33
R	5
H	10
RBI	5
BB	1
SO	5
LOB	12

Batter	1	2	3	4	5	6	7	8	9	AB	R	H	RBI	BB	SO	LOB
Tim Raines, S (1, 7) OBP: 0.361, SLG: 0.403	F7		F8		K		G3			4	0	0	0	0	1	0
Vance Law, R (1, 4) OBP: 0.348, SLG: 0.364	1B		F7			2B	F9			4	1	2	0	0	0	0
Andre Dawson, R (1, 9) OBP: 0.303, SLG: 0.452	K		1B			F8		K		4	0	1	0	0	2	2
Dan Driessen, L (1, 3) OBP: 0.324, SLG: 0.398	1-3 1B		F2			1-3 2B		F9		4	1	2	0	0	0	1
Hubie Brooks, R (1, 6) OBP: 0.307, SLG: 0.382	F4			F9		K		K		4	0	0	0	0	2	4
Tim Wallach, R (1, 5) OBP: 0.331, SLG: 0.436		G3 WP BB		CS 1B		3B 2-H 3-H 2B			K	3	1	2	2	1	1	0
Miguel Dilone, S (1, 8) OBP: 0.243, SLG: 0.262		1-3 1-2		F8		2-H 3B			1-3	4	0	1	1	0	0	2
Sal Butera, R (1, 2) OBP: 0.233, SLG: 0.200 Steve Nicosia, R (9, PH) OBP: 0.160, SLG: 0.125	G3 2-3			CS 1-2	K	1-3			6-3	3 1	0 0	0 0	0 0	0 0	1 0	2 0
Mickey Mahler, S (1, 1) OBP: 0.200, SLG: 0.200 Randy St. Claire, R (6, 1) OBP: 1.000, SLG: 1.000 Al Newman, S (7, PH) Gary Lucas, L (7, 1)	K				F9		3-1			2 0 1 0	0 0 0 0	0 0 0 0	0 0 0 0	0 0 0 0	1 0 0 0	1 0 0 0
Inning Stats	R: 0 E: 0 K: 1 S: 7 H: 2 LOB: 2 BB: 0 P: 7	R: 0 E: 0 K: 1 S: 5 H: 0 LOB: 1 BB: 1 P: 9	R: 0 E: 0 K: 0 S: 4 H: 1 LOB: 1 BB: 0 P: 4	R: 0 E: 0 K: 0 S: 3 H: 1 LOB: 0 BB: 0 P: 3	R: 0 E: 0 K: 2 S: 7 H: 0 LOB: 0 BB: 0 P: 7	R: 3 E: 0 K: 1 S: 9 H: 4 LOB: 1 BB: 0 P: 9	R: 0 E: 0 K: 0 S: 3 H: 0 LOB: 0 BB: 0 P: 3	R: 0 E: 0 K: 2 S: 7 H: 0 LOB: 0 BB: 0 P: 7	R: 0 E: 0 K: 1 S: 5 H: 0 LOB: 0 BB: 0 P: 5	1B: 5 2B: 2 3B: 1 HR: 0 SF: 0 SAC: 0 DP: 0 HBP: 0						

PITCHER		IP	WLS	BF	H	R	ER	SO	BB	IBB	HBP	BLK	WP	HR	S	P	ERA	WHIP
Rick Aguilera, R ERA: 4.76	(1, 1)	5.0		19	4	0	0	4	1	0	0	0	1	0	26	30	0.00	1.000
Tom Gorman, L ERA: 5.2	(6, 1)	0.2		5	3	3	3	1	0	0	0	0	0	0	7	7	40.50	4.500
Terry Leach, R ERA:	(6, 1)	0.1		2	1	0	0	0	0	0	0	0	0	0	2	2	0.00	3.000
Doug Sisk, R ERA: 7.09	(7, 1)	3.0	W	9	0	0	0	3	0	0	0	0	0	0	15	15	0.00	0.000

PITCHER	IP	WLS	BF	H	R	ER	SO	BB	IBB	HBP	BLK	WP	HR	S	P	ERA	WHIP

TOP

Montreal Expos @ New York Mets

Shea Stadium, Flushing, NY

Fri Jun 21 1985, 7:05 PM EDT

Att. 38,554 - Unknown

livebaseballscorecards.com

AB	34
R	3
H	8
RBI	3
BB	1
SO	8
LOB	12

WP: 1 PA: 36
PB: 0
SB: 0
CS: 1

Montreal Expos @ New York Mets

Shea Stadium, Flushing, NY

Fri Jun 21 1985, 7:05 PM EDT

Att. 38,554 - Unknown

BOTTOM

Batter	1	2	3	4	5	6	7	8	9	AB	R	H	RBI	BB	SO	LOB
Mookie Wilson, S (1, 8) OBP: 0.308, SLG: 0.380	F9		5-3		1B 1-3 2-H 3-H		HR	1B 1-3 2-H		5	1	3	4	0	0	0
Kelvin Chapman, R (1, 4) OBP: 0.250, SLG: 0.215	K			FC3-6 1B	5-3		2B	F7		5	0	2	0	0	1	4
Keith Hernandez, L (1, 3) OBP: 0.369, SLG: 0.382	K			FC3-6 G4-6-3 1-2f		6-3	1-3			4	0	0	0	0	1	2
Gary Carter, R (1, 2) OBP: 0.370, SLG: 0.433		BB G4-6-3		G4-6-3 1-2f		F4	G6-4-3 IBB			2	0	0	0	2	0	1
George Foster, R (1, 7) OBP: 0.276, SLG: 0.420		G4-6-3 1-2f			BB 2B 1B	BB 1B WP	G6-4-3 1-2f			2	2	0	0	2	0	3
John Christensen, R (1, 9) OBP: 0.340, SLG: 0.381		BB			2B 1-3 1B	1B WP 1-3 2B		F7		3	2	2	0	1	0	0
Ray Knight, R (1, 5) OBP: 0.210, SLG: 0.283		K			K	BB 2B 1-3 3-H		1B 1B		3	1	1	0	1	2	3
Rafael Santana, R (1, 6) OBP: 0.288, SLG: 0.302			5-3		IBB 1B	2B 1-3 3-H		1B 1-2		3	0	2	1	1	0	0
Rick Aguilera, R (1, 1) OBP: 0.500, SLG: 0.333										1	0	0	0	0	1	0
Rusty Staub, L (5, PH) OBP: 0.292, SLG: 0.318										1	0	0	0	0	1	3
Tom Gorman, L (6, 1)										0	0	0	0	0	0	0
Terry Leach, R (6, 1)										0	0	0	0	0	0	0
Wally Backman, S (6, PH) OBP: 0.313, SLG: 0.300										1	0	0	0	0	0	2
Doug Sisk, R (7, 1)			K		K	5-3		K		1	0	0	0	0	1	2
Inning Stats	R: 0 E: 0 K: 2 S: 7 H: 0 LOB: 0 BB: 0 P: 7	R: 0 E: 0 K: 1 S: 4 H: 0 LOB: 1 BB: 2 P: 12	R: 0 E: 0 K: 1 S: 5 H: 0 LOB: 0 BB: 0 P: 5	R: 0 E: 0 K: 0 S: 3 H: 1 LOB: 0 BB: 0 P: 3	R: 2 E: 0 K: 2 S: 9 H: 2 LOB: 2 BB: 2 P: 17	R: 2 E: 0 K: 0 S: 5 H: 2 LOB: 2 BB: 2 P: 13	R: 1 E: 0 K: 0 S: 4 H: 2 LOB: 1 BB: 1 P: 8	R: 1 E: 0 K: 1 S: 8 H: 3 LOB: 2 BB: 0 P: 8		1B: 6 2B: 3 3B: 0 HR: 1 SF: 0 SAC: 0 DP: 3 HBP: 0						

livebaseballscorecards.com

AB	31
R	6
H	10
RBI	5
BB	7
SO	7
LOB	20

PITCHER		IP	WLS	BF	H	R	ER	SO	BB	IBB	HBP	BLK	WP	HR	S	P	ERA	WHIP	PITCHER	IP	WLS	BF	H	R	ER	SO	BB	IBB	HBP	BLK	WP	HR	S	P	ERA	WHIP
Mickey Mahler, L ERA: 2.17	(1, 1)	5.2	L	25	4	4	4	6	5	1	0	0	1	0	31	55	6.35	1.588																	
Randy St. Claire, R ERA: 2.77	(6, 1)	0.1		2	1	0	0	0	0	0	0	0	0	0	2	2	0.00	3.000																	
Gary Lucas, L ERA: 3.12	(7, 1)	2.0		11	5	2	2	1	0	1	0	0	0	1	12	16	9.00	2.500																	

Batter	1	2	3	4	5	6	7	8	9	10	AB	R	H	RBI	BB	SO	LOB
Tim Raines, S (1, 7) OBP: 0.357, SLG: 0.397	S S S 0-3 ① K		x 0-0 ① F9		x 0-0 ① FC5-4 1-2 1B			x 0-0 ① F9	x 0-0 ① F9	x 0-0 ③ 4-3	6	0	1	0	0	1	6
Vance Law, R (1, 4) OBP: 0.345, SLG: 0.356	x 0-0 ② 4-3		x 0-0 ② 5-3		x 0-0 ② FC5-4 1-2f 2-H			B B B B 4-0 1B E BB	x 0-0 ② FC5-2 1-2 2-3 3-Hf		4	1	0	0	1	0	4
Andre Dawson, R (1, 9) (10, 8) OBP: 0.297, SLG: 0.442	x 0-0 ③ F8		S S S 0-3 ③ K		x 0-0 ③ 5-3			S S S 0-3 ② K	S S S 0-3 ③ K		5	0	0	0	0	3	5
Dan Driessen, L (1, 3) OBP: 0.330, SLG: 0.405		B B B B 4-0 FC1-4 1B FC3-6 BB	x 0-0 ① F5	S S S 0-3 ① K				x 0-0 E9 1-H 1B		x 0-0 G3 E 2B	4	2	2	0	1	1	0
Hubie Brooks, R (1, 6) OBP: 0.308, SLG: 0.382		x 0-0 FC1-4 1-2 1B	x 0-0 ② F9		x 0-0 F2 1B			S S S 0-3 ③ K		x 0-0 ① G3 2-3	5	0	2	0	0	1	2
Tim Wallach, R (1, 5) OBP: 0.336, SLG: 0.445		x 0-0 ① FC1-4 FC3-6 1-2f 2-3	x 0-0 WP 2B		x 0-0 ② ③ F2 1-2				x 0-0 1B 2B 2B	I I I I 4-0 FC5-4 E IBB	4	1	2	0	1	0	3
Miguel Dilone, S (1, 8) OBP: 0.247, SLG: 0.254		x 0-0 ② FC3-6 S 1-2f 3-H	x 0-0 ③ G3 2-3				B B B B 4-0 G4-6-3 BB	x 0-0 2B FC5-2 1B 2-3	x 0-0 E4 FC5-4 1-2 3-H		2	0	0	1	1	0	2
Skeeter Barnes, R (9, PH) OBP: 0.333, SLG: 0.333											1	0	1	0	0	0	0
Mitch Webster, S (9, 8)											0	0	0	0	0	0	0
Terry Francona, L (10, PH) OBP: 0.296, SLG: 0.316											1	0	0	1	0	0	1
(10, 9)																	
Steve Nicosia, R (1, 2) OBP: 0.233, SLG: 0.214		B B B B 4-0 1-2 BB			x 0-0 FC3-6 1B		x 0-0 ① ② G4-6-3 1-2f		x 0-0 FC5-2 1-3 3-H 2B	x 0-0 ② FC5-4 S 1-2f 2-3	4	0	2	1	1	0	3
David Palmer, R (1, 1) OBP: 0.120, SLG: 0.160		S S S 0-3 ③ K			x 0-0 ① FC3-6 1B E 1-2f		x 0-0 ③ 6-3		I I I I 4-0 FC5-2 IBB	B B B B 4-0 1-2 BB	3	1	0	0	0	1	3
Jeff Reardon, R (7, 1) OBP: 0.250, SLG: 0.250											0	0	0	0	0	0	0
Tim Burke, R (7, 1) OBP: 0.333, SLG: 0.333											0	0	0	0	0	0	0
Jim Wohlford, R (9, PH) OBP: 0.267, SLG: 0.260											0	0	0	0	1	0	0
Randy St. Claire, R (9, 1) OBP: 1.000, SLG: 1.000											0	0	0	0	1	0	0
Inning Stats	R: 0 E: 0 K: 1 S: 5 H: 0 LOB: 0 BB: 0 P: 5	R: 1 E: 0 K: 1 S: 6 H: 1 LOB: 2 BB: 2 P: 14	R: 0 E: 0 K: 1 S: 5 H: 0 LOB: 0 BB: 0 P: 5	R: 0 E: 0 K: 0 S: 4 H: 1 LOB: 1 BB: 0 P: 4	R: 1 E: 1 K: 0 S: 5 H: 2 LOB: 1 BB: 0 P: 5	R: 0 E: 0 K: 1 S: 5 H: 1 LOB: 0 BB: 0 P: 5	R: 0 E: 0 K: 0 S: 2 H: 0 LOB: 0 BB: 1 P: 6	R: 1 E: 1 K: 2 S: 8 H: 1 LOB: 1 BB: 1 P: 12	R: 1 E: 0 K: 1 S: 8 H: 3 LOB: 3 BB: 1 P: 12	R: 1 E: 1 K: 0 S: 5 H: 1 LOB: 3 BB: 2 P: 13	1B: 6 2B: 4 3B: 0 HR: 0	SF: 0 SAC: 0 DP: 1 HBP: 0						

PITCHER	IP	WLS	BF	H	R	ER	SO	BB	IBB	HBP	BLK	WP	HR	S	P	ERA	WHIP
Ron Darling, R (1, 1) ERA: 2.2	7.0		27	5	2	1	4	3	0	0	0	1	0	32	44	1.29	1.143
Jesse Orosco, L (8, 1) ERA: 2.88	1.1		10	4	2	1	2	1	1	0	0	0	0	12	20	6.75	3.750
Roger McDowell, R (9, 1) ERA: 2.74	1.2	L	9	1	1	1	1	1	1	0	0	0	0	9	17	5.40	1.200

PITCHER	IP	WLS	BF	H	R	ER	SO	BB	IBB	HBP	BLK	WP	HR	S	P	ERA	WHIP

TOP

Montreal Expos @ New York Mets

Shea Stadium, Flushing, NY

Sat Jun 22 1985, 7:05 PM EDT

Att. 51,513 - Unknown

livebaseballscorecards.com

AB	39
R	5
H	10
RBI	3
BB	7
SO	7
LOB	29

WP: 1	PA: 46		
PB: 0			
SB: 2			
CS: 0			

Montreal Expos @ New York Mets

Shea Stadium, Flushing, NY

Sat Jun 22 1985, 7:05 PM EDT
Att. 51,513 - Unknown

BOTTOM

Batter	1	2	3	4	5	6	7	8	9	10	AB	R	H	RBI	BB	SO	LOB
Wally Backman, S (1, 4) OBP: 0.315, SLG: 0.299	K		BB		G3		HR	SH5-4		F9	4	1	1	0	1	1	1
Lenny Dykstra, L (1, 8) OBP: 0.333, SLG: 0.450	K2-3		1B		K		HR	F5		L6	3	0	1	0	0	2	0
Rusty Staub, L (7, PH) OBP: 0.320, SLG: 0.478											1	1	1	3	0	0	0
Mookie Wilson, S (8, 8) OBP: 0.307, SLG: 0.379											1	0	0	0	0	0	2
Roger McDowell, R (9, 1) OBP: 0.200, SLG: 0.111											0	0	0	0	0	0	0
Ray Knight, R (10, PH) OBP: 0.208, SLG: 0.281											1	0	0	0	0	0	1
Keith Hernandez, L (1, 3) OBP: 0.374, SLG: 0.382	6-3		K			1B	BB	IBB			3	1	1	0	2	1	2
Gary Carter, R (1, 2) OBP: 0.371, SLG: 0.429		4-3		BB		F5	1B	5-3			4	0	1	0	1	0	4
Danny Heep, L (1, 9) OBP: 0.335, SLG: 0.438 (8, 7)		3-1		E4		K	HBP		F7		5	0	1	1	0	1	2
George Foster, R (1, 7) OBP: 0.286, SLG: 0.418		BB		G6-4-3		5-3	HBP		5-3		1	0	0	0	2	0	1
Jesse Orosco, R (8, 1) OBP: 0.500, SLG: 0.500											0	0	0	0	0	0	0
John Christensen, R (9, 8) OBP: 0.337, SLG: 0.376							3-1				1	0	0	0	0	0	0
Howard Johnson, S (1, 5) OBP: 0.253, SLG: 0.232	F8		K				K		K		5	0	0	0	0	3	7
Rafael Santana, R (1, 6) OBP: 0.291, SLG: 0.304		4-3		G6-4-3			1B 4-3 HR	SH5-4 BB		4-3	5	1	2	0	0	0	3
Ron Darling, R (1, 1) OBP: 0.158, SLG: 0.211		5-3			6-3		4-3	SH5-4		BB	2	0	0	0	0	0	0
Clint Hurdle, L (7, PH) OBP: 0.385, SLG: 0.419 (8, 9)											1	0	0	0	2	0	1
Kelvin Chapman, R (10, PR) OBP: 0.250, SLG: 0.215											0	0	0	0	0	0	0

Inning Stats	1	2	3	4	5	6	7	8	9	10
	R: 0 H: 0 E: 0 LOB: 0 K: 2 BB: 0 S: 7 P: 7	R: 0 H: 0 E: 0 LOB: 1 K: 0 BB: 1 S: 3 P: 7	R: 0 H: 1 E: 0 LOB: 2 K: 1 BB: 1 S: 6 P: 10	R: 0 H: 0 E: 1 LOB: 2 K: 1 BB: 2 S: 5 P: 13	R: 0 H: 0 E: 0 LOB: 0 K: 1 BB: 0 S: 5 P: 5	R: 0 H: 1 E: 0 LOB: 1 K: 1 BB: 0 S: 6 P: 6	R: 4 H: 5 E: 0 LOB: 3 K: 1 BB: 1 S: 10 P: 15	R: 0 H: 1 E: 0 LOB: 3 K: 0 BB: 2 S: 4 P: 12	R: 0 H: 0 E: 0 LOB: 0 K: 1 BB: 0 S: 5 P: 5	R: 0 H: 0 E: 0 LOB: 1 K: 0 BB: 1 S: 3 P: 7

1B: 7	SF: 0	WP: 0 PA: 47
2B: 0	SAC: 1	PB: 0
3B: 0	DP: 1	SB: 0
HR: 1	HBP: 1	CS: 0

PITCHER		IP	WLS	BF	H	R	ER	SO	BB	IBB	HBP	BLK	WP	HR	S	P	ERA	WHIP
David Palmer, R ERA: 2.68	(1, 1)	6.2		27	3	1	1	6	4	0	0	0	0	0	35	51	1.35	1.050
Jeff Reardon, R ERA: 2.01	(7, 1)	0.0		3	2	2	2	0	1	0	0	0	0	1	2	6	∞	∞
Tim Burke, R ERA: 1.9	(7, 1)	1.1		10	3	1	1	1	1	1	1	0	0	0	9	18	6.75	3.000
Randy St. Claire, R ERA: 2.4	(9, 1)	2.0	W	7	0	0	0	1	1	0	0	0	0	0	8	12	0.00	0.500

PITCHER	IP	WLS	BF	H	R	ER	SO	BB	IBB	HBP	BLK	WP	HR	S	P	ERA	WHIP

livebaseballscorecards.com

AB	37
R	4
H	8
RBI	4
BB	8
SO	8
LOB	24

Montreal Expos @ New York Mets

Shea Stadium, Flushing, NY

Sun Jun 23 1985, 3:33 AM EDT

Att. 44,506 - Unknown

Batter	1	2	3	4	5	6	7	8	9	AB	R	H	RBI	BB	SO	LOB
Tim Raines, S (1, 7) OBP: 0.358, SLG: 0.406	6-3		SF4 3B 2-H 3-H		HR 1B		K		FC6-4 1-2f	5	2	2	2	0	1	1
Vance Law, R (1, 4) OBP: 0.343, SLG: 0.371	6-3		SF4 3-H		HR 1-H		F4			3	1	1	3	0	0	0
Andre Dawson, R (1, 9) OBP: 0.292, SLG: 0.434	F8		E6 FC4		5-3		6-3			4	0	0	0	0	0	0
Dan Driessen, L (1, 3) OBP: 0.329, SLG: 0.402		5-3 1B	FC4 1-2f		F8			F7		4	0	1	0	0	0	1
Hubie Brooks, R (1, 6) OBP: 0.304, SLG: 0.376		F3	F5			K		F8		4	0	0	0	0	1	2
Tim Wallach, R (1, 5) OBP: 0.335, SLG: 0.444		5-3 1-2		F8		1B 1B		1-3		1	0	0	0	0	0	1
Skeeter Barnes, R (2, 5) OBP: 0.333, SLG: 0.333										3	0	1	0	0	0	0
Miguel Dilone, S (1, 8) OBP: 0.247, SLG: 0.243		F4		CS BB		F8			6-3	3	0	0	0	1	0	2
Steve Nicosia, R (1, 2) OBP: 0.265, SLG: 0.226			E FC1 3B BB	F5		1-3 1B			1-3	3	1	1	0	1	0	1
Bryn Smith, R (1, 1) OBP: 0.250, SLG: 0.258			FC1 3B 1-3	CS 1-2	6-3	K			FC6-4 1B	4	1	1	0	0	1	3

Inning Stats	1	2	3	4	5	6	7	8	9	1B	SF	WP	PA
	R: 0 H: 0	R: 0 H: 1	R: 3 H: 1	R: 0 H: 0	R: 2 H: 2	R: 0 H: 2	R: 0 H: 0	R: 0 H: 0	R: 0 H: 1	1B: 5	SF: 1	WP: 0	PA: 38
	E: 0 LOB: 0	E: 0 LOB: 1	E: 2 LOB: 1	E: 0 LOB: 0	E: 0 LOB: 0	E: 0 LOB: 2	E: 0 LOB: 0	E: 0 LOB: 0	E: 0 LOB: 1	2B: 0	SAC: 0	PB: 0	
	K: 0 BB: 0	K: 0 BB: 0	K: 0 BB: 1	K: 0 BB: 1	K: 0 BB: 0	K: 2 BB: 0	K: 1 BB: 0	K: 0 BB: 0	K: 0 BB: 0	3B: 1	DP: 0	SB: 0	
	S: 3 P: 3	S: 4 P: 4	S: 6 P: 10	S: 2 P: 6	S: 5 P: 5	S: 9 P: 9	S: 5 P: 5	S: 3 P: 3	S: 4 P: 4	HR: 1	HBP: 0	CS: 1	

PITCHER		IP	WLS	BF	H	R	ER	SO	BB	IBB	HBP	BLK	WP	HR	S	P	ERA	WHIP
Ed Lynch, R ERA: 2.87	(1, 1)	5.0	L	22	4	5	4	0	2	0	0	0	0	1	20	28	7.20	1.200
Terry Leach, R ERA:	(6, 1)	3.0		11	2	0	0	3	0	0	0	0	0	0	17	17	0.00	0.667
Tom Gorman, L ERA: 5.02	(9, 1)	1.0		4	1	0	0	0	0	0	0	0	0	0	4	4	0.00	1.000

PITCHER	IP	WLS	BF	H	R	ER	SO	BB	IBB	HBP	BLK	WP	HR	S	P	ERA	WHIP

livebaseballscorecards.com

AB	34
R	5
H	7
RBI	5
BB	2
SO	3
LOB	11

Montreal Expos @ New York Mets

Shea Stadium, Flushing, NY

Sun Jun 23 1985, 3:33 AM EDT

Att. 44,506 - Unknown

BOTTOM

Batter	1	2	3	4	5	6	7	8	9	AB	R	H	RBI	BB	SO	LOB
Wally Backman, S (1, 4) OBP: 0.308, SLG: 0.292	4-3		FC6-4 1B 1-2f 2-3		5-3			G3		4	0	0	0	0	0	3
Lenny Dykstra, L (1, 8) OBP: 0.320, SLG: 0.417	4-3		1B 1-3 3-H			F6		1-3		4	0	1	1	0	0	1
Keith Hernandez, L (1, 3) OBP: 0.368, SLG: 0.375	F9		F9			1-3		F5		4	0	0	0	0	0	3
Gary Carter, R (1, 2) OBP: 0.369, SLG: 0.426		G6-4-3 1B		F8		4-3			F3	4	0	1	0	0	0	0
Danny Heep, L (1, 7) OBP: 0.339, SLG: 0.440		G6-4-3 1-2f		5-3 1B			F9		G6-4-3 1B	4	0	2	0	0	0	1
John Christensen, R (1, 9) OBP: 0.324, SLG: 0.360		K		5-3 1-2			F4		G6-4-3 1-2f	4	0	0	0	0	1	2
Howard Johnson, S (1, 5) OBP: 0.261, SLG: 0.241			FC3-5 1B	K			1B			3	0	2	0	0	1	1
Rafael Santana, R (1, 6) OBP: 0.291, SLG: 0.305			FC6-4 FC3-5 1-2 1B		4-3		6-3			3	1	1	0	0	0	1
Ed Lynch, R (1, 1) OBP: 0.185, SLG: 0.083 Clint Hurdle, L (5, PH) OBP: 0.375, SLG: 0.406 Terry Leach, R (6, 1) Kelvin Chapman, R (8, PH) OBP: 0.248, SLG: 0.213 Tom Gorman, L (9, 1)			FC3-5 FC6-4 1-2 2-3f		G3			E6		1 1 0 1 0	0 0 0 0 0	0 0 0 0 0	0 0 0 0 0	0 0 0 0 0	0 0 0 0 0	2 0 0 0 0

Inning Stats	1	2	3	4	5	6	7	8	9
	R: 0 E: 0 K: 0 S: 3	H: 0 LOB: 0 BB: 0 P: 3	R: 0 E: 0 K: 1 S: 5	H: 1 LOB: 0 BB: 0 P: 5	R: 1 E: 0 K: 0 S: 6	H: 3 LOB: 2 BB: 0 P: 6	R: 0 E: 0 K: 1 S: 6	H: 1 LOB: 1 BB: 0 P: 6	R: 0 E: 0 K: 0 S: 3	H: 0 LOB: 0 BB: 0 P: 3	R: 0 E: 0 K: 0 S: 3	H: 0 LOB: 0 BB: 0 P: 3	R: 0 E: 0 K: 0 S: 4	H: 1 LOB: 1 BB: 0 P: 4	R: 0 E: 1 K: 0 S: 4	H: 0 LOB: 1 BB: 0 P: 4	R: 0 E: 0 K: 0 S: 3	H: 1 LOB: 0 BB: 0 P: 3

1B: 7	SF: 0	WP: 0
2B: 0	SAC: 0	PB: 0
3B: 0	DP: 2	SB: 0
HR: 0	HBP: 0	CS: 0

PA: 33

PITCHER	IP	WLS	BF	H	R	ER	SO	BB	IBB	HBP	BLK	WP	HR	S	P	ERA	WHIP
Bryn Smith, R (1, 1) ERA: 3.11	9.0	W	33	7	1	1	2	0	0	0	0	0	0	37	37	1.00	0.778

PITCHER	IP	WLS	BF	H	R	ER	SO	BB	IBB	HBP	BLK	WP	HR	S	P	ERA	WHIP

livebaseballscorecards.com

AB	33
R	1
H	7
RBI	1
BB	0
SO	2
LOB	14

Batter	1	2	3	4	5	6	7	8	9	AB	R	H	RBI	BB	SO	LOB
Wally Backman, S (1, 4) OBP: 0.309, SLG: 0.288 Rusty Staub, L (9, PH) OBP: 0.346, SLG: 0.478 Kelvin Chapman, R (9, PR) OBP: 0.248, SLG: 0.213 (9, 4)	4-3		BB SH5-3		SH1-3 2-3		G3		BB 1-2 2-3	2 0 0	0 0 0	0 0 0	0 0 0	1 1 0	0 0 0	1 0 0
Lenny Dykstra, L (1, 8) OBP: 0.310, SLG: 0.464	SF8 3B		SH5-3 1-2		4-3			B3	K	4	1	1	0	0	1	4
Keith Hernandez, L (1, 3) OBP: 0.363, SLG: 0.370	SF8 3-H		F7		G3			G3		3	0	0	1	0	0	2
Gary Carter, R (1, 2) OBP: 0.371, SLG: 0.441	HR		6-3			F8		1B		4	1	2	1	0	0	1
Danny Heep, L (1, 7) OBP: 0.337, SLG: 0.435	1B			F8		F8		4-3		4	0	1	0	0	0	1
Clint Hurdle, L (1, 9) OBP: 0.364, SLG: 0.389	F7			1-3		K			E CS 1B	4	0	1	0	0	1	1
Howard Johnson, S (1, 5) OBP: 0.261, SLG: 0.262		K		HR			F9		E4 BB BB 1-3	4	1	1	1	0	1	1
Rafael Santana, R (1, 6) OBP: 0.286, SLG: 0.299		K		K			F7		K	4	0	0	0	0	3	2
Dwight Gooden, R (1, 1) OBP: 0.283, SLG: 0.195		1-3			E9 SH1-3		BB		BB 1-2 3-H	2	0	0	0	2	0	0
Inning Stats	R: 2 E: 0 K: 0 S: 6 H: 3 LOB: 1 BB: 0 P: 6	R: 0 E: 0 K: 2 S: 7 H: 0 LOB: 0 BB: 0 P: 7	R: 0 E: 0 K: 0 S: 3 H: 0 LOB: 1 BB: 1 P: 7	R: 1 E: 0 K: 1 S: 6 H: 1 LOB: 0 BB: 0 P: 6	R: 0 E: 1 K: 0 S: 4 H: 0 LOB: 1 BB: 0 P: 4	R: 0 E: 0 K: 1 S: 5 H: 0 LOB: 0 BB: 0 P: 5	R: 0 E: 0 K: 0 S: 3 H: 0 LOB: 1 BB: 1 P: 7	R: 0 E: 0 K: 0 S: 4 H: 1 LOB: 1 BB: 0 P: 4	R: 0 E: 1 K: 2 S: 8 H: 1 LOB: 3 BB: 2 P: 16	1B: 3 2B: 0 3B: 1 HR: 2 SF: 1 SAC: 2 DP: 0 HBP: 0						

PITCHER		IP	WLS	BF	H	R	ER	SO	BB	IBB	HBP	BLK	WP	HR	S	P	ERA	WHIP
Scott Sanderson, R ERA: 2.21	(1, 1)	7.0	L	28	4	3	3	4	2	0	0	0	0	2	34	42	3.86	0.857
George Frazier, R ERA: 5.74	(8, 1)	1.2		9	2	0	0	1	2	0	0	0	0	0	9	17	0.00	2.400
Lee Smith, R ERA: 2.86	(9, 1)	0.1		1	0	0	0	1	0	0	0	0	0	0	3	3	0.00	0.000

PITCHER	IP	WLS	BF	H	R	ER	SO	BB	IBB	HBP	BLK	WP	HR	S	P	ERA	WHIP

TOP

New York Mets @ Chicago Cubs

Wrigley Field, Chicago, IL

Tue Jun 25 1985, 3:33 AM CDT

Att. 36,730 - Unknown

livebaseballscorecards.com

AB	31
R	3
H	6
RBI	3
BB	4
SO	6
LOB	13

New York Mets @ Chicago Cubs

Wrigley Field, Chicago, IL

Tue Jun 25 1985, 3:33 AM CDT

Att. 36,730 - Unknown

BOTTOM

Batter	1	2	3	4	5	6	7	8	9	AB	R	H	RBI	BB	SO	LOB
Billy Hatcher, R (1, 8) OBP: 0.200, SLG: 0.200	0-0 ① 23 1B SF8 1B		0-0 ② F4		0-0 ②③ G6-4-3 1-2f		0-0 ③ G3		0-0 ③ 3-1	5	1	1	0	0	0	3
23 Ryne Sandberg, R (1, 4) OBP: 0.300, SLG: 0.399	0-0 G1-5-6-3-4 S 1-3 1B		0-0 ③ 4-3			0-0 ① 6-3		0-0 ① F7		4	0	1	0	0	0	0
Gary Matthews, R (1, 7) OBP: 0.336, SLG: 0.358	0-0 ① SF8 3-H			SSS 0-3 ① K		SSS 0-3 ② K		0-0 ② F8		3	0	0	1	0	2	0
Leon Durham, L (1, 3) OBP: 0.348, SLG: 0.437	0-0 ②③ G1-5-6-3-4 1-3f			0-0 FC4-6 1B		0-0 1B		0-0 1B 1B		4	0	3	0	0	0	1
Keith Moreland, R (1, 9) OBP: 0.379, SLG: 0.386 (9, 5)		0-0 ① F7		0-0 ② FC4-6 BB 1-2f		SSS 0-3 ③ K		0-0 1-3 1B		4	0	1	0	0	1	2
Ron Cey, R (1, 5) OBP: 0.328, SLG: 0.427 Lee Smith, R (9, 1)	0-0 1B			BBB 4-0 1-2 BB			0-0 SH1-3 4-3 2B	0-0 F8		3 0	1 0	2 0	0 0	1 0	0 0	2 0
Steve Lake, R (1, 2) OBP: 0.182, SLG: 0.256 Thad Bosley, L (9, PH) OBP: 0.300, SLG: 0.324	0-0 ② F5			SSS 0-3 ③ K			0-0 ① SH1-3 2-3		SSS 0-3 ① K	2 1	0 0	0 0	0 0	0 0	1 1	3 0
Larry Bowa, S (1, 6) OBP: 0.207, SLG: 0.224 Richie Hebner, L (7, PH) OBP: 0.314, SLG: 0.326 George Frazier, R (8, 1) Gary Woods, R (9, 9) OBP: 0.293, SLG: 0.147 Davey Lopes, R (9, PH) OBP: 0.412, SLG: 0.420	0-0 ③ F5				0-0 ① 1-3		0-0 ② 4-3 3-H		0-0 ② F5	2 1 0 0 1	0 0 0 0 0	0 0 0 0 0	0 1 0 0 0	0 0 0 0 0	0 0 0 0 0	1 0 0 0 0
Scott Sanderson, R (1, 1) OBP: 0.136, SLG: 0.050 Chris Speier, R (7, PH) OBP: 0.294, SLG: 0.377 (8, 6)			SSS 0-3 ① K		BBB 4-0 G6-4-3 BB		0-0 1B		BBB 4-0 BB	1 1	0 0	0 1	0 0	1 1	1 0	0 0
Inning Stats	R: 1 E: 0 K: 0 S: 4 H: 2 LOB: 0 BB: 0 P: 4	R: 0 E: 0 K: 0 S: 4 H: 1 LOB: 1 BB: 0 P: 4	R: 0 E: 0 K: 1 S: 5 H: 0 LOB: 0 BB: 0 P: 5	R: 0 E: 0 K: 2 S: 8 H: 1 LOB: 2 BB: 1 P: 12	R: 0 E: 0 K: 0 S: 2 H: 0 LOB: 0 BB: 1 P: 6	R: 0 E: 0 K: 2 S: 8 H: 1 LOB: 1 BB: 0 P: 8	R: 1 E: 0 K: 0 S: 5 H: 2 LOB: 1 BB: 0 P: 5	R: 0 E: 0 K: 0 S: 5 H: 2 LOB: 2 BB: 0 P: 5	R: 0 E: 0 K: 1 S: 5 H: 0 LOB: 1 BB: 1 P: 9	1B: 8 2B: 2 3B: 0 HR: 0		SF: 1 SAC: 1 DP: 2 HBP: 0				

livebaseballscorecards.com

AB	32
R	2
H	9
RBI	2
BB	3
SO	6
LOB	12

WP: 0 PB: 0 SB: 1 CS: 0 PA: 37

PITCHER		IP	WLS	BF	H	R	ER	SO	BB	IBB	HBP	BLK	WP	HR	S	P	ERA	WHIP
Dwight Gooden, R ERA: 1.68	(1, 1)	9.0	W	37	9	2	2	6	3	0	0	0	0	0	46	58	2.00	1.333

PITCHER	IP	WLS	BF	H	R	ER	SO	BB	IBB	HBP	BLK	WP	HR	S	P	ERA	WHIP

New York Mets @ Chicago Cubs

Wrigley Field, Chicago, IL

Wed Jun 26 1985, 3:33 AM CDT

Att. 35,876 - Unknown

TOP

livebaseballscorecards.com

Batter	1	2	3	4	5	6	7	8	9	AB	R	H	RBI	BB	SO	LOB
Mookie Wilson, S (1, 8) OBP: 0.303, SLG: 0.373	6-3		K		K			1-3		3	0	0	0	0	2	1
Wally Backman, S (8, PH) (8, 4) OBP: 0.307, SLG: 0.287										1	0	0	0	0	0	0
Kelvin Chapman, R (1, 4) OBP: 0.250, SLG: 0.209	K			F9		G6-4-3 BB		K		2	0	0	0	1	1	0
Lenny Dykstra, L (8, PH) (8, 8) OBP: 0.300, SLG: 0.448										1	0	0	0	0	1	0
Keith Hernandez, L (1, 3) OBP: 0.358, SLG: 0.364	G1-6-3			L5		G6-4-3 1-2f		F4		4	0	0	0	0	0	1
Gary Carter, R (1, 9) OBP: 0.380, SLG: 0.472		4-3 1B		HR		1B 3B			1B	4	2	4	1	0	0	0
John Christensen, R (1, 7) OBP: 0.330, SLG: 0.359		4-3 1-2		5-3		3-H 1B			BB	3	0	1	1	1	0	1
Ray Knight, R (1, 5) OBP: 0.209, SLG: 0.288		K			1B 2B	L6			F9	4	1	1	0	0	1	3
Ronn Reynolds, R (1, 2) OBP: 0.357, SLG: 0.429		1-3			L6		K		F7	3	0	0	0	0	1	2
Danny Heep, L (9, PH) OBP: 0.335, SLG: 0.432										1	0	0	0	0	0	1
Rafael Santana, R (1, 6) OBP: 0.287, SLG: 0.300			F2		2-H 1B		5-3			3	0	1	1	0	0	0
Sid Fernandez, L (1, 1) OBP: 0.167, SLG: 0.167			4-3		K		K			2	0	0	0	0	1	1
Roger McDowell, R (6, 1) OBP: 0.182, SLG: 0.100										1	0	0	0	0	1	0
Doug Sisk, R (8, 1)										0	0	0	0	0	0	0
Inning Stats	R: 0 E: 0 K: 1 S: 5 H: 0 LOB: 0 BB: 0 P: 5	R: 0 E: 0 K: 1 S: 6 H: 1 LOB: 1 BB: 0 P: 6	R: 0 E: 0 K: 1 S: 5 H: 0 LOB: 0 BB: 0 P: 5	R: 1 E: 0 K: 0 S: 4 H: 1 LOB: 0 BB: 0 P: 4	R: 1 E: 0 K: 2 S: 9 H: 2 LOB: 1 BB: 0 P: 9	R: 1 E: 0 K: 0 S: 4 H: 2 LOB: 1 BB: 1 P: 8	R: 0 E: 0 K: 2 S: 7 H: 0 LOB: 0 BB: 0 P: 7	R: 0 E: 0 K: 1 S: 5 H: 0 LOB: 0 BB: 0 P: 5	R: 0 E: 0 K: 0 S: 3 H: 1 LOB: 1 BB: 1 P: 7	1B: 4 2B: 1 3B: 1 HR: 1 SF: 0 SAC: 0 DP: 1 HBP: 0							

	AB	32
	R	3
	H	7
	RBI	3
	BB	2
	SO	8
	LOB	10

WP: 0 PB: 0 SB: 0 CS: 0 PA: 34

PITCHER		IP	WLS	BF	H	R	ER	SO	BB	IBB	HBP	BLK	WP	HR	S	P	ERA	WHIP
Ray Fontenot, L ERA: 3.04	(1, 1)	7.0	W	27	6	3	3	7	1	0	0	0	0	1	40	44	3.86	1.000
Lee Smith, R ERA: 2.74	(8, 1)	2.0	S	7	1	0	0	1	1	0	0	0	0	0	8	12	0.00	1.000

PITCHER		IP	WLS	BF	H	R	ER	SO	BB	IBB	HBP	BLK	WP	HR	S	P	ERA	WHIP

New York Mets @ Chicago Cubs

Wrigley Field, Chicago, IL

Wed Jun 26 1985, 3:33 AM CDT

Att. 35,876 - Unknown

BOTTOM

Batter	1	2	3	4	5	6	7	8	9	AB	R	H	RBI	BB	SO	LOB
Billy Hatcher, R (1, 8) OBP: 0.100, SLG: 0.100	G3		4-3		5-3		FC1-6 23 HR 2-	G6-4-3 1-2f		5	1	0	0	0	0	4
23 Ryne Sandberg, R (1, 4) OBP: 0.311, SLG: 0.419	CS 1B			BB 1B BB		1B HR 1B	1-H HR			3	3	3	2	1	0	0
Gary Matthews, R (1, 7) OBP: 0.358, SLG: 0.371 Lee Smith, R (8, 1)	S 1-2 1B			1B 1-2 BB		HR 1-2 1B	FC5-4 BB			2 0	1 0	2 0	0 0	2 0	0 0	0 0
Keith Moreland, R (1, 9) OBP: 0.377, SLG: 0.397	F2 1-2			F3		1-H 2-H HR	FC5-4 1-2f			4	1	1	3	0	0	4
Ron Cey, R (1, 5) OBP: 0.327, SLG: 0.424		K		K		5-3		2B 1B 1B		4	1	1	0	0	2	2
Leon Durham, L (1, 3) OBP: 0.351, SLG: 0.442		F7		FC6 1-2 2-H 1B		F8		1B 1-3 2B		4	0	2	1	0	0	0
Steve Lake, R (1, 2) OBP: 0.167, SLG: 0.234		F3		FC6 1-2f		K		K		4	0	0	0	0	2	4
Larry Bowa, S (1, 6) OBP: 0.220, SLG: 0.218			K		F3		BB	IBB		2	0	0	0	2	1	0
Ray Fontenot, L (1, 1) Gary Woods, R (8, 7) OBP: 0.293, SLG: 0.147 Richie Hebner, L (8, PH) OBP: 0.327, SLG: 0.340 Chico Walker, S (9, 7) OBP: 0.091, SLG: 0.091			K		K		SH5-4 1-2	G6-4-3 1-2 2-3 3-H 1B		2 0 1 0	0 0 0 0	0 0 1 0	0 0 1 0	2 0 0 0	0 0 0 0	0 0 0 0
Inning Stats	R: 0 E: 0 K: 0 S: 4 H: 2 LOB: 1 BB: 0 P: 4	R: 0 E: 0 K: 1 S: 5 H: 0 LOB: 0 BB: 0 P: 5	R: 0 E: 0 K: 2 S: 7 H: 0 LOB: 0 BB: 0 P: 7	R: 1 E: 0 K: 1 S: 6 H: 1 LOB: 2 BB: 2 P: 14	R: 0 E: 0 K: 1 S: 5 H: 0 LOB: 0 BB: 0 P: 5	R: 3 E: 0 K: 1 S: 8 H: 3 LOB: 0 BB: 0 P: 8	R: 2 E: 0 K: 0 S: 4 H: 1 LOB: 1 BB: 2 P: 12	R: 1 E: 0 K: 1 S: 7 H: 3 LOB: 2 BB: 1 P: 11		1B: 7 2B: 1 3B: 0 HR: 2 SF: 0 SAC: 1 DP: 1 HBP: 0				WP: 0 PB: 0 SB: 1 CS: 1 PA: 37		

livebaseballscorecards.com

	AB	31
	R	7
	H	10
	RBI	7
	BB	5
	SO	7
	LOB	14

PITCHER	IP	WLS	BF	H	R	ER	SO	BB	IBB	HBP	BLK	WP	HR	S	P	ERA	WHIP
Sid Fernandez, L (1, 1) ERA: 2.75	5.0		21	5	3	3	5	2	0	0	0	0	0	29	37	5.40	1.400
Roger McDowell, R (6, 1) ERA: 3.31	2.1	L	15	5	4	4	2	2	1	0	0	0	2	16	28	15.43	3.000
Doug Sisk, R (8, 1) ERA: 6.98	0.2		1	0	0	0	0	0	0	0	0	0	0	1	1	0.00	0.000

PITCHER	IP	WLS	BF	H	R	ER	SO	BB	IBB	HBP	BLK	WP	HR	S	P	ERA	WHIP

Batter	1	2	3	4	5	6	7	8	9	AB	R	H	RBI	BB	SO	LOB
Wally Backman, S (1, 4) OBP: 0.311, SLG: 0.291	K 1B		E6 G6-3 1-2		K			FC6-4 1B		4	0	2	0	0	1	3
Howard Johnson, S (1, 5) OBP: 0.254, SLG: 0.255	K 1-2		G6-3 1-2f			F4		FC6-4 7-3 1-2f		4	0	0	0	0	1	4
Keith Hernandez, L (1, 3) OBP: 0.353, SLG: 0.358	3-1			1-3		4-3		7-3 1-2f		4	0	0	0	0	0	1
Gary Carter, R (1, 2) OBP: 0.378, SLG: 0.468		F9		F8		1B			F1	4	0	1	0	0	0	0
Danny Heep, L (1, 8) OBP: 0.328, SLG: 0.421		F7		4-3		F9			4-3	4	0	0	0	0	0	1
George Foster, R (1, 7) OBP: 0.290, SLG: 0.432		HR			6-3 BB		F9		F4	3	1	1	1	1	0	0
Clint Hurdle, L (1, 9) OBP: 0.362, SLG: 0.462		G3			K		HR			3	1	1	1	0	1	1
Rafael Santana, R (1, 6) OBP: 0.283, SLG: 0.295			F2		6-3 1-2		L1			3	0	0	0	0	0	1
Ron Darling, R (1, 1) OBP: 0.175, SLG: 0.205			E6 E		BB		K			1	0	0	0	1	0	0
Lenny Dykstra, L (7, PH) OBP: 0.290, SLG: 0.433										1	0	0	0	0	1	0
Doug Sisk, R (7, 1)										0	0	0	0	0	0	0

TOP

New York Mets @ Chicago Cubs

Wrigley Field, Chicago, IL

Thu Jun 27 1985, 3:33 AM CDT

Att. 35,857 - Unknown

livebaseballscorecards.com

AB	31
R	2
H	5
RBI	2
BB	2
SO	4
LOB	11

Inning Stats	1	2	3	4	5	6	7	8	9
	R: 0 E: 0 K: 1 S: 5	R: 1 E: 0 K: 0 S: 4	R: 0 E: 2 K: 0 S: 4	R: 0 E: 0 K: 0 S: 3	R: 0 E: 0 K: 2 S: 7	R: 0 E: 0 K: 0 S: 4	R: 1 E: 0 K: 1 S: 6	R: 0 E: 0 K: 0 S: 3	R: 0 E: 0 K: 0 S: 3
	H: 1 LOB: 0 BB: 0 P: 5	H: 1 LOB: 0 BB: 0 P: 4	H: 0 LOB: 1 BB: 0 P: 4	H: 0 LOB: 0 BB: 0 P: 3	H: 0 LOB: 2 BB: 2 P: 15	H: 1 LOB: 1 BB: 0 P: 4	H: 1 LOB: 0 BB: 0 P: 6	H: 1 LOB: 0 BB: 0 P: 3	H: 0 LOB: 0 BB: 0 P: 3

1B: 3 SF: 0
2B: 1 SAC: 0
3B: 0 DP: 2
HR: 2 HBP: 0

WP: 0 PA: 33
PB: 0
SB: 0
CS: 0

PITCHER	IP	WLS	BF	H	R	ER	SO	BB	IBB	HBP	BLK	WP	HR	S	P	ERA	WHIP
Rick Sutcliffe, R (1, 1) ERA: 2.06	9.0	W	33	5	2	2	4	2	0	0	0	0	2	39	47	2.00	0.778

PITCHER	IP	WLS	BF	H	R	ER	SO	BB	IBB	HBP	BLK	WP	HR	S	P	ERA	WHIP

BOTTOM

New York Mets @ Chicago Cubs

Wrigley Field, Chicago, IL

Thu Jun 27 1985, 3:33 AM CDT

Att. 35,857 - Unknown

Batter	1	2	3	4	5	6	7	8	9	AB	R	H	RBI	BB	SO	LOB
Billy Hatcher, R (1, 8) OBP: 0.286, SLG: 0.571	1-3		23 G1-6-3 1B		HR		2-H 2B			4	1	3	2	0	0	0
23 Ryne Sandberg, R (1, 4) OBP: 0.313, SLG: 0.430	HR		G1-6-3 1-2f		BBB 4-0 CS BB		SSS 0-3 K			3	1	1	1	1	1	2
Gary Matthews, R (1, 7) OBP: 0.355, SLG: 0.360 Gary Woods, R (9, 7) OBP: 0.293, SLG: 0.147	3-1		BBBB 4-0 BB		0-0 CS 1-2	SSS 0-3 K		F9		3 0	0 0	0 0	0 0	1 0	1 0	0 0
Keith Moreland, R (1, 9) OBP: 0.379, SLG: 0.402	1B		SSS 0-3 K			6-3		2B		4	0	2	0	0	1	1
Leon Durham, L (1, 3) OBP: 0.349, SLG: 0.452	F5			G3		HR		4-3		4	1	1	1	0	0	1
Ron Cey, R (1, 5) OBP: 0.327, SLG: 0.420		BBBB 4-0 1B SH1-3 BB		SSS 0-3 K		SSS 0-3 K				2	0	0	0	1	2	0
Steve Lake, R (1, 2) OBP: 0.160, SLG: 0.224		SH1-3 1-2		SSS 0-3 K			1-3			2	0	0	0	0	1	0
Larry Bowa, S (1, 6) OBP: 0.234, SLG: 0.233		2-3 1B			4-3		1B			3	0	2	0	0	0	0
Rick Sutcliffe, L (1, 1) OBP: 0.222, SLG: 0.265		L4 1-			6-3		SH2-4 1-2			2	0	0	0	0	0	2
Inning Stats	R: 1 H: 2 E: 0 LOB: 1 K: 0 BB: 0 S: 5 P: 5	R: 0 H: 1 E: 0 LOB: 1 K: 0 BB: 1 S: 3 P: 7	R: 0 H: 1 E: 0 LOB: 1 K: 1 BB: 1 S: 5 P: 9	R: 0 H: 0 E: 0 LOB: 0 K: 2 BB: 0 S: 7 P: 7	R: 1 H: 1 E: 0 LOB: 0 K: 0 BB: 1 S: 3 P: 7	R: 1 H: 1 E: 0 LOB: 0 K: 2 BB: 0 S: 8 P: 8	R: 1 H: 2 E: 0 LOB: 1 K: 1 BB: 0 S: 7 P: 7	R: 0 H: 1 E: 0 LOB: 0 K: 0 BB: 0 S: 3 P: 3		1B: 4 SF: 0 2B: 3 SAC: 2 3B: 0 DP: 2 HR: 3 HBP: 0						

livebaseballscorecards.com

AB	27
R	3
H	9
RBI	4
BB	3
SO	6
LOB	6

WP: 0 PA: 33
PB: 0
SB: 0
CS: 1

PITCHER		IP	WLS	BF	H	R	ER	SO	BB	IBB	HBP	BLK	WP	HR	S	P	ERA	WHIP
Ron Darling, R ERA: 2.32	(1, 1)	6.0	L	24	6	3	3	5	3	0	0	0	0	0	31	43	4.50	1.500
Doug Sisk, R ERA: 6.86	(7, 1)	2.0		8	3	1	1	1	0	0	0	0	0	0	10	10	4.50	1.500

PITCHER	IP	WLS	BF	H	R	ER	SO	BB	IBB	HBP	BLK	WP	HR	S	P	ERA	WHIP

Batter	1	2	3	4	5	6	7	8	9	AB	R	H	RBI	BB	SO	LOB
Mookie Wilson, S (1, 8) OBP: 0.306, SLG: 0.389	6-3			F4		FC6-4 1B		HR		4	1	2	1	0	0	0
Kelvin Chapman, R (1, 4) OBP: 0.250, SLG: 0.211	6-3			FC6-4 1B		FC6-4 1-2f		F4		4	0	1	0	0	0	1
Keith Hernandez, L (1, 3) OBP: 0.352, SLG: 0.356	G3			FC6-4 FC6-4 1-2f		F8		FC6-4 1B		4	0	1	0	0	0	2
Gary Carter, R (1, 2) OBP: 0.373, SLG: 0.460		5-3		FC6-4 1-2f		K		FC6-4 1-2f		4	0	0	0	0	1	3
Darryl Strawberry, L (1, 9) OBP: 0.296, SLG: 0.438		K			FC5-4 1B BB		F8	K		3	0	0	0	1	2	1
George Foster, R (1, 7) OBP: 0.299, SLG: 0.455		1B			FC5-4 1B 1-2		HR		F9	4	1	3	1	0	0	0
Ray Knight, R (1, 5) OBP: 0.218, SLG: 0.295 Howard Johnson, S (9, PR) OBP: 0.254, SLG: 0.255			G1-6-3 1B	F8		F6		1B		4 0	0 0	2 0	0 0	0 0	0 0	2 0
Rafael Santana, R (1, 6) OBP: 0.283, SLG: 0.295			G1-6-3 1-2f	FC5-4 1-2f 2-3		1B		F8		4	0	1	0	0	0	4
Ed Lynch, R (1, 1) OBP: 0.179, SLG: 0.080 John Christensen, R (5, PH) OBP: 0.327, SLG: 0.355 Tom Gorman, L (5, 1) Ronn Reynolds, R (7, PH) OBP: 0.333, SLG: 0.400 Terry Leach, R (7, 1) Jesse Orosco, R (8, 1) OBP: 0.500, SLG: 0.500 Danny Heep, L (9, PH) OBP: 0.326, SLG: 0.419			K	F8		K		F5		1 1 0 1 0 0 0 1	0 0 0 0 0 0 0 0	0 0 0 0 0 0 0 0	0 0 0 0 0 0 0 0	0 0 0 0 0 0 0 0	1 0 0 1 0 0 0 0	0 2 0 1 0 0 0 1
Inning Stats	R: 0 E: 0 K: 0 S: 3 H: 0 LOB: 0 BB: 0 P: 3	R: 0 E: 0 K: 1 S: 5 H: 1 LOB: 1 BB: 0 P: 5	R: 0 E: 0 K: 1 S: 5 H: 1 LOB: 0 BB: 0 P: 5	R: 0 E: 0 K: 0 S: 4 H: 1 LOB: 1 BB: 0 P: 4	R: 0 E: 0 K: 0 S: 4 H: 1 LOB: 2 BB: 1 P: 8	R: 0 E: 0 K: 1 S: 6 H: 1 LOB: 1 BB: 0 P: 6	R: 1 E: 0 K: 1 S: 7 H: 2 LOB: 1 BB: 0 P: 7	R: 1 E: 0 K: 1 S: 7 H: 2 LOB: 1 BB: 0 P: 7	R: 0 E: 0 K: 0 S: 4 H: 1 LOB: 1 BB: 0 P: 4	1B: 8 2B: 0 3B: 0 HR: 2 SF: 0 SAC: 0 DP: 1 HBP: 0						

PITCHER		IP	WLS	BF	H	R	ER	SO	BB	IBB	HBP	BLK	WP	HR	S	P	ERA	WHIP
John Tudor, L ERA: 2.73	(1, 1)	7.1	W	30	9	2	2	4	1	0	0	0	0	2	37	41	2.46	1.364
Jeff Lahti, R ERA: 3.08	(8, 1)	0.1		1	0	0	0	0	0	0	0	0	0	0	1	1	0.00	0.000
Ken Dayley, L ERA: 3.0	(8, 1)	1.1	S	5	1	0	0	1	0	0	0	0	0	0	7	7	0.00	0.750

PITCHER	IP	WLS	BF	H	R	ER	SO	BB	IBB	HBP	BLK	WP	HR	S	P	ERA	WHIP

TOP

New York Mets @ St. Louis Cardinals

Busch Stadium, St. Louis, MO

Fri Jun 28 1985, 7:05 PM CDT

Att. 45,929 - Unknown

livebaseballscorecards.com

AB	35
R	2
H	10
RBI	2
BB	1
SO	5
LOB	17

PA: 36

WP: 0
PB: 0
SB: 0
CS: 0

Batter	1	2	3	4	5	6	7	8	9	AB	R	H	RBI	BB	SO	LOB
Vince Coleman, S (1, 7) OBP: 0.325, SLG: 0.333	F3		F7		F3			F4		4	0	0	0	0	0	0
Willie McGee, S (1, 8) OBP: 0.385, SLG: 0.492	F7		6-3		K2-3			K		4	0	0	0	0	2	0
Tom Herr, S (1, 4) OBP: 0.411, SLG: 0.458	F8		HR			FC3-6, 1B		FC4-6, 1B		4	1	3	1	0	0	0
Jack Clark, R (1, 3) OBP: 0.395, SLG: 0.533		5-3	K			F5		FC4-6, 1-2f		4	0	0	0	0	1	2
Andy Van Slyke, L (1, 9) OBP: 0.379, SLG: 0.508		3-1, 1B, 1B, 1B		9-5, 2B		FC3-6, S, 1-2f				3	1	2	0	0	0	1
Ivan De Jesus, R (1, 5) OBP: 0.290, SLG: 0.367		3-1, 1B, 1-2, 1B		9-5, 2-3f		K, 1-2				3	1	1	0	0	1	2
Ozzie Smith, S (1, 6) OBP: 0.326, SLG: 0.342		3-1, 1-2, 2-3					F8			3	0	1	0	0	0	2
Tom Nieto, R (1, 2) OBP: 0.324, SLG: 0.272		2-H, 3-H, 1B		5-3			4-3			3	0	1	2	0	0	1
John Tudor, L (1, 1) OBP: 0.128, SLG: 0.132		L6			F6		1-3			3	0	0	0	0	0	1
Jeff Lahti, R (8, 1)										0	0	0	0	0	0	0
Ken Dayley, L (8, 1) OBP: 0.333, SLG: 0.333										0	0	0	0	0	0	0
Inning Stats	R: 0 E: 0 K: 0 S: 3 H: 0 LOB: 0 BB: 0 P: 3	R: 2 E: 0 K: 0 S: 6 H: 3 LOB: 1 BB: 0 P: 6	R: 1 E: 0 K: 1 S: 6 H: 1 LOB: 0 BB: 0 P: 6	R: 0 E: 0 K: 0 S: 4 H: 2 LOB: 1 BB: 0 P: 4	R: 0 E: 0 K: 1 S: 5 H: 0 LOB: 0 BB: 0 P: 5	R: 0 E: 0 K: 1 S: 6 H: 1 LOB: 1 BB: 0 P: 6	R: 0 E: 0 K: 0 S: 3 H: 0 LOB: 0 BB: 0 P: 3	R: 0 E: 0 K: 1 S: 6 H: 1 LOB: 1 BB: 0 P: 6		1B: 6 2B: 2 3B: 0 HR: 1 SF: 0 SAC: 0 DP: 1 HBP: 0						

PITCHER		IP	WLS	BF	H	R	ER	SO	BB	IBB	HBP	BLK	WP	HR	S	P	ERA	WHIP
Ed Lynch, R ERA: 3.02	(1, 1)	4.0	L	17	6	3	3	1	0	0	0	0	0	1	19	19	6.75	1.500
Tom Gorman, L ERA: 4.7	(5, 1)	2.0		7	1	0	0	2	0	0	0	0	0	0	11	11	0.00	0.500
Terry Leach, R ERA:	(7, 1)	1.0		3	0	0	0	0	0	0	0	0	0	0	3	3	0.00	0.000
Jesse Orosco, L ERA: 2.8	(8, 1)	1.0		4	1	0	0	1	0	0	0	0	0	0	6	6	0.00	1.000

PITCHER	IP	WLS	BF	H	R	ER	SO	BB	IBB	HBP	BLK	WP	HR	S	P	ERA	WHIP

BOTTOM

New York Mets @ St. Louis Cardinals

Busch Stadium, St. Louis, MO

Fri Jun 28 1985, 7:05 PM CDT
Att. 45,929 - Unknown

livebaseballscorecards.com

AB	31
R	3
H	8
RBI	3
BB	0
SO	4
LOB	9

Batter	1	2	3	4	5	6	7	8	9	AB	R	H	RBI	BB	SO	LOB
Wally Backman, S (1, 4) OBP: 0.305, SLG: 0.285	F7		4-3			6-3		4-3		4	0	0	0	0	0	1
Danny Heep, L (1, 8) OBP: 0.324, SLG: 0.415	F5		1B			6-3			F7	4	0	1	0	0	0	0
Keith Hernandez, L (1, 3) OBP: 0.350, SLG: 0.352	5-3		F8			5-3			BBBBB, 4-0, FC5-4, BB	3	0	0	0	1	0	1
Gary Carter, R (1, 2) OBP: 0.367, SLG: 0.453		4-3		5-3			F8		FC5-4, 1-2f	4	0	0	0	0	0	1
Clint Hurdle, L (1, 9) OBP: 0.353, SLG: 0.442		SSS, 0-3, K		SSS, 0-3, K			F5		1-2	4	0	1	0	0	2	0
George Foster, R (1, 7) OBP: 0.298, SLG: 0.451		1B		F7			4-3		L6	4	0	1	0	0	0	2
Howard Johnson, S (1, 5) OBP: 0.262, SLG: 0.263		1-3, 1B			G5-4-3, 1B			SSS, 0-3, K		3	0	2	0	0	1	0
Rafael Santana, R (1, 6) OBP: 0.283, SLG: 0.295		5-3			F6			1B		3	0	1	0	0	0	3
Rick Aguilera, R (1, 1) OBP: 0.500, SLG: 0.333 John Christensen, R (3, PH) OBP: 0.324, SLG: 0.351 Roger McDowell, R (3, 1) OBP: 0.182, SLG: 0.100 Ray Knight, R (5, PH) OBP: 0.216, SLG: 0.293 Terry Leach, R (5, 1) Rusty Staub, L (8, PH) OBP: 0.333, SLG: 0.458 Doug Sisk, R (8, 1)			6-3		G5-4-3, 1-2f			F8		0 1 0 1 0 1 0	0 0 0 0 0 0 0	0 0 0 0 0 0 0	0 0 0 0 0 0 0	0 0 0 0 0 0 0	0 0 0 0 0 0 0	0 0 0 1 0 1 0
Inning Stats	R: 0 E: 0 K: 0 S: 3 H: 0 LOB: 0 BB: 0 P: 3	R: 0 E: 0 K: 1 S: 7 H: 2 LOB: 2 BB: 0 P: 7	R: 0 E: 0 K: 0 S: 4 H: 1 LOB: 1 BB: 0 P: 4	R: 0 E: 0 K: 1 S: 5 H: 0 LOB: 0 BB: 0 P: 5	R: 0 E: 0 K: 0 S: 3 H: 1 LOB: 0 BB: 0 P: 3	R: 0 E: 0 K: 0 S: 3 H: 0 LOB: 0 BB: 0 P: 3	R: 0 E: 0 K: 0 S: 3 H: 0 LOB: 0 BB: 0 P: 3	R: 0 E: 0 K: 1 S: 6 H: 1 LOB: 1 BB: 0 P: 6	R: 0 E: 0 K: 0 S: 4 H: 1 LOB: 2 BB: 1 P: 8	1B: 6 2B: 0 3B: 0 HR: 0	SF: 0 SAC: 0 DP: 1 HBP: 0						

PITCHER	IP	WLS	BF	H	R	ER	SO	BB	IBB	HBP	BLK	WP	HR	S	P	ERA	WHIP
Joaquin Andujar, R (1, 1) ERA: 2.5	9.0	W	33	6	0	0	3	1	0	0	0	0	0	38	42	0.00	0.778

PITCHER	IP	WLS	BF	H	R	ER	SO	BB	IBB	HBP	BLK	WP	HR	S	P	ERA	WHIP

TOP

New York Mets @ St. Louis Cardinals

Busch Stadium, St. Louis, MO

Sat Jun 29 1985, 7:05 PM CDT

Att. 47,891 - Unknown

livebaseballscorecards.com

AB	32
R	0
H	6
RBI	0
BB	1
SO	3
LOB	10

WP: 0 PB: 0 SB: 0 CS: 0 PA: 33

New York Mets @ St. Louis Cardinals

Busch Stadium, St. Louis, MO

Sat Jun 29 1985, 7:05 PM CDT

Att. 47,891 - Unknown

livebaseballscorecards.com

BOTTOM

Batter	1	2	3	4	5	6	7	8	9	AB	R	H	RBI	BB	SO	LOB
Vince Coleman, S (1, 7) OBP: 0.326, SLG: 0.332	6-3	E S 1B 3-H 1B		K			SH1-3 2B BB	G3		4	2	1	1	1	1	1
Ozzie Smith, S (1, 6) OBP: 0.326, SLG: 0.342	E6 2B	1-H 1B		6-3			SH1-3 1-2			3	0	1	1	0	0	0
Tom Herr, S (1, 4) OBP: 0.413, SLG: 0.466	1-H 2B	G3			4-3		2-H 2B			4	0	2	1	0	0	1
Jack Clark, R (1, 3) OBP: 0.393, SLG: 0.529	F8		FC6-4 1B		5-3		K			4	0	1	0	0	1	2
Willie McGee, S (1, 8) OBP: 0.379, SLG: 0.484		4-3	FC6-4 6-3 1-2f		4-3		4-3			4	0	0	0	0	0	2
Curt Ford, L (1, 9) OBP: 0.400, SLG: 0.400 Tito Landrum, R (8, 9) OBP: 0.378, SLG: 0.550		S 3B 1B	6-3 1-2			G3		1-3 1B BB		3 0	1 1	1 0	0 0	0 1	0 0	1 0
Ivan De Jesus, R (1, 5) OBP: 0.314, SLG: 0.364		E5 3B 1-2	BB			S 1B		L4		3	1	1	0	1	0	2
Tom Nieto, R (1, 2) OBP: 0.322, SLG: 0.287		1-H 2-H 1B 3B	6-3			F7 1-2		1-3 1-2		4	1	1	2	0	0	4
Joaquin Andujar, S (1, 1) OBP: 0.220, SLG: 0.213		K		4-3		K		2-H 1B		4	0	1	1	0	2	2

	AB	R	H	RBI	BB	SO	LOB
	33	6	9	6	3	4	15

Inning Stats	1	2	3	4	5	6	7	8	9
	R: 0 E: 1 K: 0 S: 4	H: 1 LOB: 1 BB: 0 P: 4	R: 0 E: 0 K: 0 S: 4	H: 1 LOB: 2 BB: 1 P: 8	R: 0 E: 0 K: 1 S: 5	H: 0 LOB: 0 BB: 0 P: 5	R: 0 E: 0 K: 0 S: 3	H: 0 LOB: 0 BB: 0 P: 3	R: 0 E: 0 K: 1 S: 6	H: 1 LOB: 1 BB: 0 P: 6	R: 1 E: 0 K: 1 S: 6	H: 1 LOB: 1 BB: 1 P: 10	R: 1 E: 0 K: 0 S: 4	H: 1 LOB: 1 BB: 1 P: 8

	1B	SF	WP	PA
	6	0	0	37
	2	1	0	
	1	0	3	
	0	0	0	

PITCHER		IP	WLS	BF	H	R	ER	SO	BB	IBB	HBP	BLK	WP	HR	S	P	ERA	WHIP
Rick Aguilera, R ERA: 4.73	(1, 1)	2.0	L	12	5	4	1	1	0	0	0	0	0	0	14	14	4.50	2.500
Roger McDowell, R ERA: 3.19	(3, 1)	2.0		8	1	0	0	1	1	0	0	0	0	0	9	13	0.00	1.000
Terry Leach, R ERA: 1.23	(5, 1)	3.0		12	2	1	1	2	1	0	0	0	0	0	15	19	3.00	1.000
Doug Sisk, R ERA: 6.91	(8, 1)	1.0		5	1	1	1	0	1	0	0	0	0	0	4	8	9.00	2.000

PITCHER	IP	WLS	BF	H	R	ER	SO	BB	IBB	HBP	BLK	WP	HR	S	P	ERA	WHIP

New York Mets @ St. Louis Cardinals

Busch Stadium, St. Louis, MO

Sun Jun 30 1985, 3:33 AM CDT

Att. 47,425 - Unknown

TOP

livebaseballscorecards.com

Batter	1	2	3	4	5	6	7	8	9	10	11	AB	R	H	RBI	BB	SO	LOB
Wally Backman, S (1, 4) OBP: 0.308, SLG: 0.290	FC3-6 1B, FC1-2, 1B		F7		K2-3			E5, SF8, 1B		1-3		4	1	2	0	0	1	0
Kelvin Chapman, R (10, PH) OBP: 0.248, SLG: 0.209 (10, 4)												1	0	0	0	0	0	0
Danny Heep, L (1, 9) OBP: 0.323, SLG: 0.413	FC3-6, 1-2, 1B		F7			F8		SF8, 3-H		K		3	0	1	1	0	0	0
Mookie Wilson, S (10, PH) OBP: 0.305, SLG: 0.387 (10, 8)												1	0	0	0	0	1	0
Keith Hernandez, L (1, 3) OBP: 0.348, SLG: 0.349	FC3-6, FC1-2, 1-2f, 2-3		FC6-4, 1B			G3		F6		K		5	0	1	0	0	1	2
Gary Carter, R (1, 2) OBP: 0.368, SLG: 0.449	FC1-2, 1-2, 3-H		FC6-4, 1-2f			HBP		5-3			FC6-5, 1B	4	0	1	0	0	0	3
Darryl Strawberry, L (1, 8) OBP: 0.292, SLG: 0.426 (10, 9)	K			4-3		G3			6-3		FC6-5, 1-2, 1B	5	0	1	0	0	1	3
George Foster, R (1, 7) OBP: 0.305, SLG: 0.455		F9		CS, 1B			PB, 1B		1B		FC6-5, 1-2, 2-3f	5	0	3	0	0	0	2
Howard Johnson, S (1, 5) OBP: 0.254, SLG: 0.255 (11, 6)		K		L4, 1-2			F7, 1-2		F4		F8	5	0	0	0	0	1	5
Rafael Santana, R (1, 6) OBP: 0.287, SLG: 0.299		1B			5-3		F8		1-2, 1B		K	4	0	2	0	0	0	1
Rusty Staub, L (11, PH) OBP: 0.321, SLG: 0.440												1	0	0	0	0	1	2
Ray Knight, R (11, 5) OBP: 0.216, SLG: 0.293												0	0	0	0	0	0	0
Dwight Gooden, R (1, 1) OBP: 0.265, SLG: 0.182		5-3			5-3		6-3		F9			3	0	0	0	0	0	2
Clint Hurdle, L (9, PH) OBP: 0.346, SLG: 0.432												1	0	0	0	0	0	2
Jesse Orosco, R (9, 1) OBP: 0.500, SLG: 0.500												0	0	0	0	0	0	0
Inning Stats	R: 0 E: 0 K: 1 S: 7 / H: 2 LOB: 2 BB: 0 P: 7	R: 0 E: 0 K: 1 S: 6 / H: 1 LOB: 1 BB: 0 P: 6	R: 0 E: 0 K: 0 S: 4 / H: 1 LOB: 1 BB: 0 P: 4	R: 0 E: 0 K: 0 S: 3 / H: 1 LOB: 0 BB: 0 P: 3	R: 0 E: 0 K: 1 S: 5 / H: 0 LOB: 0 BB: 0 P: 5	R: 0 E: 0 K: 0 S: 3 / H: 0 LOB: 1 BB: 0 P: 4	R: 0 E: 0 K: 0 S: 4 / H: 1 LOB: 1 BB: 0 P: 4	R: 1 E: 1 K: 0 S: 4 / H: 1 LOB: 0 BB: 0 P: 4	R: 0 E: 0 K: 0 S: 5 / H: 2 LOB: 2 BB: 0 P: 5	R: 0 E: 0 K: 2 S: 7 / H: 0 LOB: 0 BB: 0 P: 7	R: 0 E: 0 K: 1 S: 7 / H: 2 LOB: 2 BB: 0 P: 7							

AB	42
R	1
H	11
RBI	1
BB	0
SO	6
LOB	22

1B: 11	SF: 1	WP: 0	PA: 44
2B: 0	SAC: 0	PB: 1	
3B: 0	DP: 0	SB: 0	
HR: 0	HBP: 1	CS: 1	

PITCHER		IP	WLS	BF	H	R	ER	SO	BB	IBB	HBP	BLK	WP	HR	S	P	ERA	WHIP
Danny Cox, R ERA: 2.3	(1, 1)	9.0		36	9	1	0	3	0	0	1	0	0	0	41	42	0.00	1.000
Ricky Horton, L ERA: 2.18	(10, 1)	1.0		5	2	0	0	2	0	0	0	0	0	0	9	9	0.00	2.000
Jeff Lahti, R ERA: 3.0	(11, 1)	0.2		2	0	0	0	0	0	0	0	0	0	0	2	2	0.00	0.000
Ken Dayley, L ERA: 2.97	(11, 1)	0.1	W	1	0	0	0	1	0	0	0	0	0	0	3	3	0.00	0.000

PITCHER	IP	WLS	BF	H	R	ER	SO	BB	IBB	HBP	BLK	WP	HR	S	P	ERA	WHIP

New York Mets @ St. Louis Cardinals

Busch Stadium, St. Louis, MO

Sun Jun 30 1985, 3:33 AM CDT

Att. 47,425 - Unknown

livebaseballscorecards.com

BOTTOM

Batter	1	2	3	4	5	6	7	8	9	10	11	AB	R	H	RBI	BB	SO	LOB
Vince Coleman, S (1, 7) OBP: 0.328, SLG: 0.333	SH4-3 S 2-5 1B			L4		K		F9			2-H 1B	5	0	2	1	0	1	2
Willie McGee, S (1, 8) OBP: 0.375, SLG: 0.478	SH4-3 1-3			G3			F8		5-3			3	0	0	0	0	0	0
Tom Herr, S (1, 4) OBP: 0.410, SLG: 0.463	F5			6-3			F8		G5-4-3 1B			4	0	1	0	0	0	1
Jack Clark, R (1, 3) OBP: 0.391, SLG: 0.536	2-5 3-H	5-3			K		HR		G5-4-3 1-2f			4	1	1	1	0	1	1
Andy Van Slyke, L (1, 9) OBP: 0.383, SLG: 0.514		K			FC1-6-3 2B		BB			G5-4-3 1B		2	0	1	0	1	1	0
Tito Landrum, R (10, PH) OBP: 0.391, SLG: 0.561 (11, 9)												1	0	1	0	0	0	0
Terry Pendleton, S (1, 5) OBP: 0.267, SLG: 0.288		4-3			FC1-6-5 1B PO 2-3		F7 1-2			G5-4-3 1-2f		4	0	0	0	0	0	3
Ken Dayley, L (11, 1) OBP: 0.333, SLG: 0.333												0	0	0	0	0	0	0
Ozzie Smith, S (1, 6) OBP: 0.325, SLG: 0.340			F3		1-3 1B			F3		F4		4	0	1	0	0	0	0
Tom Nieto, R (1, 2) OBP: 0.322, SLG: 0.288			F8		PO 3-H	F9		5-3 1B			K	3	0	1	0	0	0	0
Tom Lawless, R (8, PR) OBP: 0.289, SLG: 0.268												0	0	0	0	0	0	0
Randy Hunt, R (9, 2) OBP: 0.200, SLG: 0.200												1	0	0	0	0	1	0
Danny Cox, R (1, 1) OBP: 0.133, SLG: 0.136			6-3			G3		5-3 1-2			1B 2B	3	0	0	0	0	0	1
Ricky Horton, L (10, 1)												0	0	0	0	0	0	0
Jeff Lahti, R (11, 1)												0	0	0	0	0	0	0
Ivan De Jesus, R (11, 5) OBP: 0.333, SLG: 0.412												1	1	1	0	0	0	0
Inning Stats	R: 0 E: 0 K: 0 S: 3 H: 1 LOB: 1 BB: 0 P: 3	R: 0 E: 0 K: 1 S: 5 H: 0 LOB: 0 BB: 0 P: 5	R: 0 E: 0 K: 0 S: 3 H: 0 LOB: 0 BB: 0 P: 3	R: 0 E: 0 K: 0 S: 3 H: 0 LOB: 0 BB: 0 P: 3	R: 0 E: 0 K: 1 S: 6 H: 2 LOB: 1 BB: 0 P: 6	R: 0 E: 0 K: 1 S: 5 H: 0 LOB: 0 BB: 0 P: 5	R: 1 E: 0 K: 0 S: 4 H: 1 LOB: 1 BB: 1 P: 8	R: 0 E: 0 K: 0 S: 4 H: 1 LOB: 2 BB: 0 P: 4	R: 0 E: 0 K: 0 S: 3 H: 1 LOB: 0 BB: 0 P: 3	R: 0 E: 0 K: 0 S: 3 H: 1 LOB: 0 BB: 0 P: 3	R: 1 E: 0 K: 1 S: 5 H: 2 LOB: 1 BB: 0 P: 5						

	AB	35
	R	2
	H	9
	RBI	2
	BB	1
	SO	4
	LOB	8

1B: 6 2B: 2 3B: 0 HR: 1 SF: 0 SAC: 1 DP: 2 HBP: 0

WP: 0 PB: 0 SB: 2 CS: 0 PA: 38

PITCHER		IP	WLS	BF	H	R	ER	SO	BB	IBB	HBP	BLK	WP	HR	S	P	ERA	WHIP
Dwight Gooden, R ERA: 1.65	(1, 1)	8.0		29	5	1	1	3	1	0	0	0	0	1	33	37	1.12	0.750
Jesse Orosco, L ERA: 2.87	(9, 1)	2.1	L	9	4	1	1	1	0	0	0	0	0	0	11	11	3.86	1.714

PITCHER	IP	WLS	BF	H	R	ER	SO	BB	IBB	HBP	BLK	WP	HR	S	P	ERA	WHIP

Batter	1	2	3	4	5	6	7	8	9	AB	R	H	RBI	BB	SO	LOB
Bill Almon, R (1, 7) OBP: 0.341, SLG: 0.410	4-3	F3		FC6-4 (1-2f)			F8			4	0	0	0	0	0	4
Joe Orsulak, L (7, 7) OBP: 0.349, SLG: 0.370										0	0	0	0	0	0	0
Johnny Ray, S (1, 4) OBP: 0.288, SLG: 0.355	K	L5			F4		F2			4	0	0	0	0	1	3
Tony Peña, R (1, 2) OBP: 0.308, SLG: 0.390	E5		6-3		F9			L1		4	0	0	0	0	0	0
George Hendrick, R (1, 9) OBP: 0.293, SLG: 0.335	F9		2B		S 1B			K		4	0	2	0	0	1	1
Bill Madlock, R (1, 3) OBP: 0.304, SLG: 0.347		BB 2B BB	K		F6 (1-2)			5-3		3	1	0	0	1	1	2
Jim Morrison, R (1, 5) OBP: 0.281, SLG: 0.298		2B (1-2) BB	F8			F9			6-3	3	0	0	0	1	0	1
Marvell Wynne, L (1, 8) OBP: 0.273, SLG: 0.305		2B (1-3, 2-H)		F4		K			4-3	4	0	1	1	0	1	0
Sam Khalifa, R (1, 6) OBP: 0.414, SLG: 0.462		BB		FC2-6 1B		4-3			K	3	0	1	0	1	1	0
Rick Reuschel, R (1, 1) OBP: 0.150, SLG: 0.150		K		FC2-6 FC6-4 (1-2f)			K			3	0	0	0	0	2	4
John Candelaria, L (7, 1)										0	0	0	0	0	0	0
Inning Stats	R: 0 E: 1 K: 1 S: 6 H: 0 LOB: 1 BB: 0 P: 6	R: 1 E: 0 K: 1 S: 6 H: 1 LOB: 3 BB: 3 P: 18	R: 0 E: 0 K: 1 S: 6 H: 1 LOB: 1 BB: 0 P: 6	R: 0 E: 0 K: 0 S: 4 H: 1 LOB: 1 BB: 0 P: 4	R: 0 E: 0 K: 0 S: 4 H: 1 LOB: 1 BB: 0 P: 4	R: 0 E: 0 K: 1 S: 5 H: 0 LOB: 0 BB: 0 P: 5	R: 0 E: 0 K: 1 S: 5 H: 0 LOB: 0 BB: 0 P: 5	R: 0 E: 0 K: 1 S: 5 H: 0 LOB: 0 BB: 0 P: 5	R: 0 E: 0 K: 1 S: 5 H: 0 LOB: 0 BB: 0 P: 5	1B: 2 2B: 2 3B: 0 HR: 0 SF: 0 SAC: 0 DP: 0 HBP: 0							

PITCHER	IP	WLS	BF	H	R	ER	SO	BB	IBB	HBP	BLK	WP	HR	S	P	ERA	WHIP
Sid Fernandez, L (1, 1) ERA: 2.59	7.0	L	29	4	1	1	5	3	0	0	0	0	0	36	48	1.29	1.000
Roger McDowell, R (8, 1) ERA: 3.07	2.0		6	0	0	0	2	0	0	0	0	0	0	10	10	0.00	0.000

PITCHER	IP	WLS	BF	H	R	ER	SO	BB	IBB	HBP	BLK	WP	HR	S	P	ERA	WHIP

TOP

Pittsburgh Pirates @ New York Mets

Shea Stadium, Flushing, NY

Mon Jul 01 1985, 7:05 PM EDT

Att. 21,610 - Unknown

livebaseballscorecards.com

AB	32
R	1
H	4
RBI	1
BB	3
SO	7
LOB	15

PA: 35

WP: 0 PB: 0 SB: 1 CS: 0

BOTTOM

Batter	1	2	3	4	5	6	7	8	9	AB	R	H	RBI	BB	SO	LOB
Wally Backman, S (1, 4) OBP: 0.314, SLG: 0.288	G3		BB		BB		6-3			1	0	0	0	2	0	0
Kelvin Chapman, R (7, PH) (8, 4) OBP: 0.246, SLG: 0.207										1	0	0	0	0	0	2
Danny Heep, L (1, 9) OBP: 0.318, SLG: 0.406	K		F7		K			5-3		3	0	0	0	0	2	3
Mookie Wilson, S (8, PH) (9, 8) OBP: 0.304, SLG: 0.386										1	0	0	0	0	0	0
Keith Hernandez, L (1, 3) OBP: 0.346, SLG: 0.347	1B		F7			4-3		K		4	0	1	0	0	1	2
Gary Carter, R (1, 2) OBP: 0.366, SLG: 0.444	K		1-3			F9		BB		3	0	0	0	1	1	3
Darryl Strawberry, L (1, 8) (9, 9) OBP: 0.282, SLG: 0.410		F8		1-3		4-3		K		4	0	0	0	0	1	1
George Foster, R (1, 7) OBP: 0.304, SLG: 0.455		2B		F9			K		K	4	0	1	0	0	2	0
Ray Knight, R (1, 5) OBP: 0.217, SLG: 0.299		5-3	K				1-3		2B	4	0	1	0	0	1	1
Rafael Santana, R (1, 6) OBP: 0.286, SLG: 0.298		6-3			K		1B		6-3	4	0	1	0	0	1	2
Sid Fernandez, L (1, 1) OBP: 0.200, SLG: 0.200			BB		K		1-3		5-3	2	0	1	0	0	1	0
Howard Johnson, S (7, PH) OBP: 0.258, SLG: 0.259			1B				1B			1	0	1	0	0	0	0
Roger McDowell, R (8, 1) OBP: 0.182, SLG: 0.100										0	0	0	0	0	0	0
John Christensen, R (9, PH) OBP: 0.321, SLG: 0.347										1	0	0	0	0	0	1
Inning Stats	R: 0 E: 0 K: 2 S: 8 H: 1 LOB: 1 BB: 0 P: 8	R: 0 E: 0 K: 0 S: 4 H: 1 LOB: 1 BB: 0 P: 4	R: 0 E: 0 K: 0 S: 4 H: 1 LOB: 2 BB: 1 P: 8	R: 0 E: 0 K: 1 S: 5 H: 0 LOB: 0 BB: 0 P: 5	R: 0 E: 0 K: 3 S: 9 H: 0 LOB: 1 BB: 1 P: 13	R: 0 E: 0 K: 0 S: 3 H: 0 LOB: 0 BB: 0 P: 3	R: 0 E: 0 K: 1 S: 7 H: 2 LOB: 2 BB: 0 P: 7	R: 0 E: 0 K: 2 S: 7 H: 0 LOB: 1 BB: 1 P: 11	R: 0 E: 0 K: 1 S: 6 H: 1 LOB: 1 BB: 0 P: 6	1B: 4 2B: 2 3B: 0 HR: 0 SF: 0 SAC: 0 DP: 0 HBP: 0						

PITCHER	IP	WLS	BF	H	R	ER	SO	BB	IBB	HBP	BLK	WP	HR	S	P	ERA	WHIP
Rick Reuschel, R (1, 1) ERA: 2.02	6.2	W	27	5	0	0	7	2	0	0	0	0	0	39	47	0.00	1.050
John Candelaria, L (7, 1) ERA: 3.46	2.1	S	9	1	0	0	3	1	0	0	0	0	0	14	18	0.00	0.857

PITCHER	IP	WLS	BF	H	R	ER	SO	BB	IBB	HBP	BLK	WP	HR	S	P	ERA	WHIP

Pittsburgh Pirates @ New York Mets

Shea Stadium, Flushing, NY

Mon Jul 01 1985, 7:05 PM EDT

Att. 21,610 - Unknown

livebaseballscorecards.com

AB	33
R	0
H	6
RBI	0
BB	3
SO	10
LOB	15

Batter	1	2	3	4	5	6	7	8	9	AB	R	H	RBI	BB	SO	LOB
Johnny Ray, S (1, 4) OBP: 0.287, SLG: 0.363	F7		F9		HR		G1-6-3 1-2f		4-3 3-H	5	1	1	2	0	0	2
Joe Orsulak, L (1, 7) OBP: 0.344, SLG: 0.359	BB G6-3			5-3	K			F6	F8	4	0	0	0	1	1	0
Tony Peña, R (1, 2) OBP: 0.307, SLG: 0.385	G6-3 1-2f			BB FC4-6		K		F6		3	0	0	0	1	1	1
Jason Thompson, L (1, 3) OBP: 0.348, SLG: 0.432		4-3		BB FC4-6 1-2		1B		BB		2	0	1	0	2	0	0
George Hendrick, R (1, 9) OBP: 0.292, SLG: 0.333		1B		FC4-6 BB 1-2f 2-3		K		1-3		4	0	1	0	0	1	4
Bill Madlock, R (1, 5) OBP: 0.307, SLG: 0.360		F7		BB 1-2		F4			HR	3	1	1	1	1	0	2
Marvell Wynne, L (1, 8) OBP: 0.278, SLG: 0.310		F8		F2			FC4-6 1B		2B E 1B	4	1	2	0	0	0	4
Sam Khalifa, R (1, 6) OBP: 0.394, SLG: 0.467			5-3		6-3		FC4-6 1B 1-2f		E4 4-3 4-3 1-H 2B	4	1	1	0	0	0	1
Larry McWilliams, L (1, 1) OBP: 0.103, SLG: 0.107 Steve Kemp, L (7, PH) OBP: 0.302, SLG: 0.271 Cecilio Guante, R (7, 1) Lee Mazzilli, S (9, PH) OBP: 0.453, SLG: 0.411			K		F7		G1-6-3 1B 1-2		4-3 2-3	2 1 0 1	0 0 0 0	0 1 0 0	0 0 0 0	0 0 0 0	1 0 0 0	0 0 0 1
Inning Stats	R: 0 E: 0 K: 0 S: 2 H: 0 LOB: 0 BB: 1 P: 6	R: 0 E: 0 K: 0 S: 4 H: 1 LOB: 1 BB: 0 P: 4	R: 0 E: 0 K: 1 S: 5 H: 0 LOB: 0 BB: 0 P: 5	R: 0 E: 0 K: 0 S: 3 H: 0 LOB: 3 BB: 3 P: 15	R: 1 E: 0 K: 1 S: 6 H: 1 LOB: 0 BB: 0 P: 6	R: 0 E: 0 K: 2 S: 8 H: 1 LOB: 1 BB: 0 P: 8	R: 0 E: 0 K: 0 S: 4 H: 2 LOB: 1 BB: 0 P: 4	R: 0 E: 0 K: 0 S: 3 H: 0 LOB: 1 BB: 1 P: 7	R: 3 E: 1 K: 0 S: 6 H: 3 LOB: 0 BB: 0 P: 6	1B: 5 2B: 1 3B: 0 HR: 2	SF: 0 SAC: 0 DP: 2 HBP: 0						

PITCHER		IP	WLS	BF	H	R	ER	SO	BB	IBB	HBP	BLK	WP	HR	S	P	ERA	WHIP
Ron Darling, R ERA: 2.46	(1, 1)	8.0	W	35	8	4	4	4	5	0	0	0	0	2	38	58	4.50	1.625
Roger McDowell, R ERA: 3.02	(9, 1)	1.0	S	3	0	0	0	0	0	0	0	0	0	0	3	3	0.00	0.000

PITCHER	IP	WLS	BF	H	R	ER	SO	BB	IBB	HBP	BLK	WP	HR	S	P	ERA	WHIP

TOP

Pittsburgh Pirates @ New York Mets

Shea Stadium, Flushing, NY

Tue Jul 02 1985, 7:05 PM EDT

Att. 22,651 - Unknown

livebaseballscorecards.com

AB	33
R	4
H	8
RBI	3
BB	5
SO	4
LOB	15

WP: 0 PB: 0 SB: 0 CS: 0 PA: 38

BOTTOM

Batter	1	2	3	4	5	6	7	8	9	AB	R	H	RBI	BB	SO	LOB
Kelvin Chapman, R (1, 4) OBP: 0.246, SLG: 0.202	4-3	BB		F7			K			3	0	0	0	1	1	0
John Christensen, R (1, 9) OBP: 0.319, SLG: 0.354	2B	FC5			5-3		F8			4	1	1	0	0	0	2
Keith Hernandez, L (1, 3) OBP: 0.345, SLG: 0.350	1B		6-3		6-3			F9		4	1	1	1	0	0	0
Gary Carter, R (1, 2) OBP: 0.368, SLG: 0.443	F8		2B BB		F8			G3		3	2	1	0	1	0	1
George Foster, R (1, 7) OBP: 0.307, SLG: 0.456	1B		K			FC4-6		G3		4	0	2	1	0	1	2
Darryl Strawberry, L (1, 8) OBP: 0.289, SLG: 0.417	K		1B			FC4-6		1B IBB		3	1	1	1	1	1	2
Ray Knight, R (1, 5) OBP: 0.225, SLG: 0.305		F8	1B			F8		1B		4	0	2	2	0	0	1
Rafael Santana, R (1, 6) OBP: 0.282, SLG: 0.293		F7		F8		1-3		F9		4	0	0	0	0	0	3
Ron Darling, R (1, 1) OBP: 0.186, SLG: 0.238		FC5		K			K			3	0	1	0	0	2	0
Roger McDowell, R (9, 1) OBP: 0.182, SLG: 0.100										0	0	0	0	0	0	0
Inning Stats	R: 2 E: 0 K: 1 S: 8 H: 3 LOB: 1 BB: 0 P: 8	R: 0 E: 0 K: 0 S: 4 H: 1 LOB: 2 BB: 1 P: 8	R: 2 E: 0 K: 1 S: 6 H: 2 LOB: 1 BB: 1 P: 10	R: 0 E: 0 K: 1 S: 5 H: 0 LOB: 0 BB: 0 P: 5	R: 0 E: 0 K: 0 S: 3 H: 0 LOB: 0 BB: 0 P: 3	R: 0 E: 0 K: 0 S: 4 H: 1 LOB: 1 BB: 0 P: 4	R: 0 E: 0 K: 2 S: 7 H: 0 LOB: 0 BB: 0 P: 7	R: 1 E: 0 K: 0 S: 5 H: 2 LOB: 2 BB: 1 P: 9		1B: 5 2B: 4 3B: 0 HR: 0	SF: 0 SAC: 0 DP: 0 HBP: 0			WP: 0 PB: 0 SB: 0 CS: 0	PA: 35		

PITCHER		IP	WLS	BF	H	R	ER	SO	BB	IBB	HBP	BLK	WP	HR	S	P	ERA	WHIP
Larry McWilliams, L ERA: 4.25	(1, 1)	6.0	L	26	7	4	4	3	2	0	0	0	0	0	30	38	6.00	1.500
Cecilio Guante, R ERA: 2.04	(7, 1)	2.0		9	2	1	1	2	0	1	0	0	0	0	12	16	4.50	1.000

PITCHER	IP	WLS	BF	H	R	ER	SO	BB	IBB	HBP	BLK	WP	HR	S	P	ERA	WHIP

Pittsburgh Pirates @ New York Mets

Shea Stadium, Flushing, NY

Tue Jul 02 1985, 7:05 PM EDT

Att. 22,651 - Unknown

livebaseballscorecards.com

AB	32
R	5
H	9
RBI	5
BB	3
SO	5
LOB	11

Batter	1	2	3	4	5	6	7	8	9	AB	R	H	RBI	BB	SO	LOB
Johnny Ray, S (1, 4) OBP: 0.283, SLG: 0.358	F3		F8		L6			G3		4	0	0	0	0	0	0
Joe Orsulak, L (1, 7) OBP: 0.342, SLG: 0.356	5-3 1B			K		F9		L3		4	0	1	0	0	1	0
Tony Peña, R (1, 2) OBP: 0.310, SLG: 0.402	5-3 1-2			HR		6-3			1B 2B	4	2	2	1	0	0	1
Jason Thompson, L (1, 3) OBP: 0.351, SLG: 0.433	F5			1B		1B			F9	4	0	2	0	0	0	2
George Hendrick, R (1, 9) OBP: 0.296, SLG: 0.336		4-3		1B 1B		F9			2-H 1B	4	0	2	1	0	0	1
Bill Madlock, R (1, 5) OBP: 0.310, SLG: 0.362		K		1-2 1B			FC4 1B		F2	4	0	2	0	0	1	1
Marvell Wynne, L (1, 8) OBP: 0.272, SLG: 0.303		6-3		4-3			FC4 G6-4-3 1-2f		3-1	4	0	0	0	0	0	4
Sam Khalifa, R (1, 6) OBP: 0.361, SLG: 0.424			6-3		F9		G6-4-3 1-2f			3	0	0	0	0	0	1
Jose DeLeon, R (1, 1) OBP: 0.103, SLG: 0.037			6-3		1-3			F8		2	0	0	0	0	0	0
Steve Kemp, L (8, PH) OBP: 0.301, SLG: 0.270										1	0	0	0	0	0	0
Jim Winn, R (8, 1)										0	0	0	0	0	0	0
Inning Stats	R: 0 E: 0 K: 0 S: 4 H: 1 LOB: 1 BB: 0 P: 4	R: 0 E: 0 K: 1 S: 5 H: 0 LOB: 0 BB: 0 P: 5	R: 0 E: 0 K: 0 S: 3 H: 0 LOB: 0 BB: 0 P: 3	R: 1 E: 0 K: 1 S: 8 H: 4 LOB: 2 BB: 0 P: 8	R: 0 E: 0 K: 0 S: 3 H: 0 LOB: 0 BB: 0 P: 3	R: 0 E: 0 K: 0 S: 4 H: 1 LOB: 1 BB: 0 P: 4	R: 0 E: 0 K: 0 S: 3 H: 1 LOB: 0 BB: 0 P: 3	R: 0 E: 0 K: 0 S: 3 H: 0 LOB: 0 BB: 0 P: 3	R: 1 E: 0 K: 0 S: 5 H: 2 LOB: 1 BB: 0 P: 5	1B: 7 2B: 1 3B: 0 HR: 1	SF: 0 SAC: 0 DP: 1 HBP: 0						

PITCHER		IP	WLS	BF	H	R	ER	SO	BB	IBB	HBP	BLK	WP	HR	S	P	ERA	WHIP
Ed Lynch, R ERA: 2.94	(1, 1)	9.0	W	34	9	2	2	2	0	0	0	0	0	1	38	38	2.00	1.000

PITCHER	IP	WLS	BF	H	R	ER	SO	BB	IBB	HBP	BLK	WP	HR	S	P	ERA	WHIP

TOP

Pittsburgh Pirates @ New York Mets

Shea Stadium, Flushing, NY

Wed Jul 03 1985, 7:05 PM EDT

Att. 46,220 - Unknown

livebaseballscorecards.com

AB	34
R	2
H	9
RBI	2
BB	0
SO	2
LOB	10

Batter	1	2	3	4	5	6	7	8	9	AB	R	H	RBI	BB	SO	LOB
Lenny Dykstra, L (1, 8) OBP: 0.286, SLG: 0.394	BBBB 4-0 S 1B 1B BB	x 0-0 ③ F8			x 0-0 ② 5-3		x 0-0 ③ 4-3 1-2			3	1	0	0	1	0	1
Wally Backman, S (1, 4) OBP: 0.317, SLG: 0.293	x 0-0 F9 1B 1-2 HR 1B		x 0-0 ① 4-3		x 0-0 ③ F8			x 0-0 WP 1B 1B		4	2	2	0	0	0	0
Keith Hernandez, L (1, 3) OBP: 0.344, SLG: 0.348	x 0-0 1-2 2-H HR 1B		x 0-0 ② 4-3			x 0-0 ① F8		x 0-0 ① F9		4	1	1	1	0	0	1
Gary Carter, R (1, 2) OBP: 0.367, SLG: 0.440	x 0-0 ① F9 2-3		x 0-0 ③ 5-3			x 0-0 ② 6-3		x 0-0 G4-6-3 1-H 1B		4	0	1	1	0	0	2
Darryl Strawberry, L (1, 9) OBP: 0.296, SLG: 0.423	SSS 0-3 ② K			x 0-0 6-3 SF9 2B		BBBB 4-0 S BB		x 0-0 ②③ G4-6-3 1-2f		3	1	1	0	1	1	3
George Foster, R (1, 7) OBP: 0.307, SLG: 0.469	x 0-0 1-H 3-H HR			x 0-0 ① 6-3 2-3		SSS 0-3 ③ K 1-2				3	1	1	3	0	1	2
Ray Knight, R (1, 5) OBP: 0.221, SLG: 0.301	x 0-0 ③ F5			x 0-0 ② SF9 3-H			SSS 0-3 ① K			2	0	0	1	0	1	0
Howard Johnson, S (1, 6) OBP: 0.260, SLG: 0.261 Rafael Santana, R (8, 6) OBP: 0.282, SLG: 0.293		x 0-0 ① F8		SSS 0-3 ③ K			x 0-0 S 1B			3 0	0 0	1 0	0 0	0 0	1 0	0 0
Ed Lynch, R (1, 1) OBP: 0.161, SLG: 0.071		x 0-0 ② F9			SSS 0-3 ① K		SSS 0-3 ② K			3	0	0	0	0	2	1
Inning Stats	R: 4 H: 3 E: 0 LOB: 0 K: 1 BB: 1 S: 8 P: 12	R: 0 H: 0 E: 0 LOB: 0 K: 0 BB: 0 S: 3 P: 3	R: 0 H: 0 E: 0 LOB: 0 K: 0 BB: 0 S: 3 P: 3	R: 1 H: 1 E: 0 LOB: 0 K: 1 BB: 0 S: 6 P: 6	R: 0 H: 0 E: 0 LOB: 0 K: 1 BB: 0 S: 5 P: 5	R: 0 H: 0 E: 0 LOB: 1 K: 1 BB: 1 S: 5 P: 9	R: 0 H: 1 E: 0 LOB: 1 K: 2 BB: 0 S: 8 P: 8	R: 1 H: 2 E: 0 LOB: 0 K: 0 BB: 0 S: 4 P: 4		1B: 5 SF: 1 2B: 1 SAC: 0 3B: 0 DP: 1 HR: 1 HBP: 0						WP: 1 PA: 32 PB: 0 SB: 3 CS: 0

PITCHER		IP	WLS	BF	H	R	ER	SO	BB	IBB	HBP	BLK	WP	HR	S	P	ERA	WHIP
Jose DeLeon, R ERA: 4.73	(1, 1)	7.0	L	28	5	5	5	6	2	0	0	0	0	1	38	46	6.43	1.000
Jim Winn, R ERA: 3.4	(8, 1)	1.0		4	2	1	1	0	0	0	0	0	1	0	4	4	9.00	2.000

PITCHER	IP	WLS	BF	H	R	ER	SO	BB	IBB	HBP	BLK	WP	HR	S	P	ERA	WHIP

BOTTOM

Pittsburgh Pirates @ New York Mets

Shea Stadium, Flushing, NY

Wed Jul 03 1985, 7:05 PM EDT

Att. 46,220 - Unknown

livebaseballscorecards.com

AB	29
R	6
H	7
RBI	6
BB	2
SO	6
LOB	10

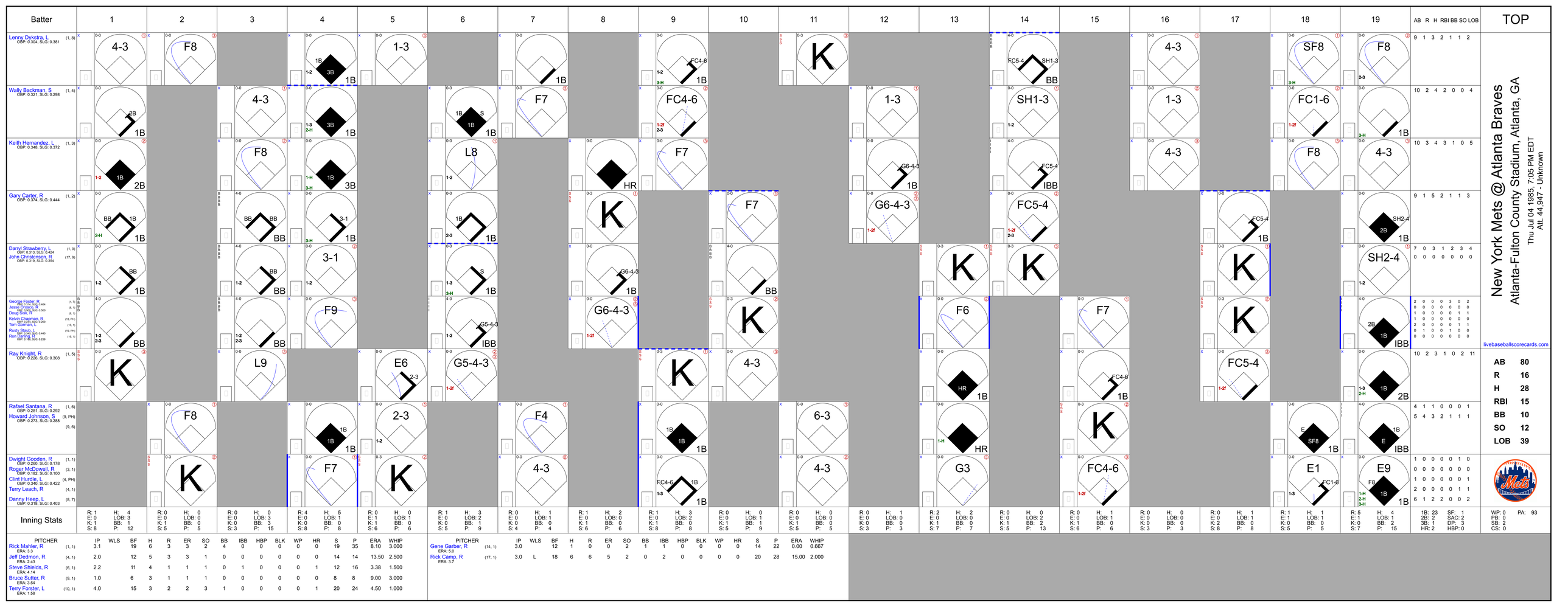

New York Mets @ Atlanta Braves

Atlanta-Fulton County Stadium, Atlanta, GA

Thu Jul 04 1985, 7:05 PM EDT

Att. 44,947 - Unknown

livebaseballscorecards.com

Batter	1	2	3	4	5	6	7	8	9	10	11	12	13	14	15	16	17	18	19	AB	R	H	RBI	BB	SO	LOB
Lenny Dykstra, L (1, 8) OBP: 0.304, SLG: 0.381	4-3	F8		1B 3B 1B 1-2	1-3		1B		FC4-6 1B 1-2 3-H		K			FC5-4 SH1-3 BB		4-3		SF8 3-H	F8 2-3	9	1	3	2	1	1	2
Wally Backman, S (1, 4) OBP: 0.321, SLG: 0.298	2B 1B		4-3	3B 1B 1-3 2-H		1B S 1B 1B	F7		FC4-6 1-2f 2-3			1-3		SH1-3 1-2		1-3		FC1-6 1-2f	1B 3-H	10	2	4	2	0	0	4
Keith Hernandez, L (1, 3) OBP: 0.348, SLG: 0.372	1B 2B 1-2		F8	1B 3B 1-H 3-H		L8 1-2		HR	F7			G6-4-3 1B		FC5-4 IBB		4-3		F8	4-3	10	3	4	3	1	0	5
Gary Carter, R (1, 2) OBP: 0.374, SLG: 0.444	BB 1B 1B 2-H		BB BB BB	3-1 1B 3-H		1B 1B 2-3		K		F7		G6-4-3 1-2f		FC5-4 1-2f 2-3			FC5-4 1B		SH2-4 2B 1B	9	1	5	2	1	1	3
Darryl Strawberry, L (1, 9) OBP: 0.313, SLG: 0.424	BB 1B 1-2		BB BB 1-2	3-1 1-2		S 1B 1-3 3-H		G6-4-3 1B		BB			K	K			K		SH2-4 1-2	7	0	3	1	2	3	4
John Christensen, R (17, 9) OBP: 0.319, SLG: 0.354																				0	0	0	0	0	0	0
George Foster, R (1, 7) OBP: 0.374, SLG: 0.444	BB BB BB 1-2 2-3		BB BB BB 1-2 2-3	F9		G5-4-3 1-2 IBB		G6-4-3 1-2f		K			F6		F7		K		2B 1B IBB	2	0	0	0	3	0	2
Jesse Orosco, R (8, 1) OBP: 0.209, SLG: 0.500																				0	0	0	0	0	0	0
Doug Sisk, R (8, 1)																				1	0	0	0	0	1	1
Kelvin Chapman, R (13, PH) OBP: 0.244, SLG: 0.200																				1	0	0	0	0	0	0
Tom Gorman, L (13, 1)																				2	0	0	0	0	1	1
Rusty Staub, L (18, PH) OBP: 0.240, SLG: 0.440																				0	1	0	0	1	0	0
Ron Darling, R (19, 1) OBP: 0.186, SLG: 0.238																				0	0	0	0	0	0	0
Ray Knight, R (1, 5) OBP: 0.226, SLG: 0.308	K		L9		E6 2-3	G5-4-3 1-2f			K	4-3			HR 1B		FC4-6 1B		FC5-4 1-2f		1B 2B 1-3 2-H	10	2	3	1	0	2	11
Rafael Santana, R (1, 6) OBP: 0.281, SLG: 0.292		F8		1B 1B 1B	2-3 1-2		F4		1B 1B 1B		6-3		HR 1-H		K			E SF8 1B	E 1B IBB	4	1	1	0	0	0	1
Howard Johnson, S (9, PH) OBP: 0.273, SLG: 0.288 (9, 6)																				5	4	3	2	1	1	1
Dwight Gooden, R (1, 1) OBP: 0.260, SLG: 0.178		K		F7	K		4-3		FC4-6 1B 1-3		4-3		G3		FC4-6 1-2f			E1 FC1-6 1-3	E9 F8 1B 1-H 2-H 3-H	1	0	0	0	0	1	0
Roger McDowell, R (3, 1) OBP: 0.182, SLG: 0.100																				0	0	0	0	0	0	0
Clint Hurdle, L (4, PH) OBP: 0.340, SLG: 0.422																				1	0	0	0	0	0	1
Terry Leach, R (4, 1)																				2	0	0	0	0	1	1
Danny Heep, L (8, 7) OBP: 0.318, SLG: 0.403																				6	1	2	2	0	0	2

Inning Stats	1	2	3	4	5	6	7	8	9	10	11	12	13	14	15	16	17	18	19	AB	R	H	RBI	BB	SO	LOB
	R: 1 E: 0 K: 1 S: 8	H: 4 LOB: 3 BB: 1 P: 12	R: 0 E: 0 K: 1 S: 5	H: 0 LOB: 0 BB: 0 P: 5	R: 0 E: 0 K: 0 S: 3	H: 0 LOB: 3 BB: 3 P: 15	R: 4 E: 0 K: 0 S: 8	H: 5 LOB: 1 BB: 0 P: 8	R: 0 E: 1 K: 1 S: 6	H: 0 LOB: 1 BB: 0 P: 6	R: 1 E: 0 K: 0 S: 5	H: 3 LOB: 2 BB: 1 P: 9	R: 0 E: 0 K: 0 S: 4	H: 1 LOB: 1 BB: 0 P: 4	R: 1 E: 0 K: 1 S: 6	H: 2 LOB: 0 BB: 0 P: 6	R: 1 E: 0 K: 1 S: 8	H: 3 LOB: 2 BB: 0 P: 8	R: 0 E: 0 K: 1 S: 5	H: 0 LOB: 1 BB: 1 P: 9	R: 0 E: 0 K: 1 S: 5	H: 0 LOB: 0 BB: 0 P: 5	R: 0 E: 0 K: 0 S: 3	H: 1 LOB: 0 BB: 0 P: 3	R: 2 E: 0 K: 1 S: 7	H: 2 LOB: 0 BB: 0 P: 7	R: 0 E: 0 K: 1 S: 5	H: 0 LOB: 2 BB: 2 P: 13	R: 0 E: 0 K: 1 S: 6	H: 1 LOB: 1 BB: 0 P: 6	R: 0 E: 0 K: 0 S: 3	H: 0 LOB: 0 BB: 0 P: 3	R: 0 E: 0 K: 2 S: 8	H: 1 LOB: 1 BB: 0 P: 8	R: 1 E: 1 K: 0 S: 5	H: 1 LOB: 1 BB: 0 P: 5	R: 5 E: 1 K: 0 S: 7	H: 4 LOB: 1 BB: 2 P: 15	1B: 23 2B: 2 3B: 1 HR: 2	SF: 1 SAC: 2 DP: 3 HBP: 0	WP: 0 PB: 0 SB: 2 CS: 0	PA: 93

PITCHER	IP	WLS	BF	H	R	ER	SO	BB	IBB	HBP	BLK	WP	HR	S	P	ERA	WHIP
Rick Mahler, R (1, 1) ERA: 3.3	3.1		19	6	3	3	2	4	0	0	0	0	0	19	35	8.10	3.000
Jeff Dedmon, R (4, 1) ERA: 2.43	2.0		12	5	3	3	1	0	0	0	0	0	0	14	14	13.50	2.500
Steve Shields, R (6, 1) ERA: 4.14	2.2		11	4	1	1	1	0	1	0	0	0	1	12	16	3.38	1.500
Bruce Sutter, R (9, 1) ERA: 3.54	1.0		6	3	1	1	1	0	0	0	0	0	0	8	8	9.00	3.000
Terry Forster, L (10, 1) ERA: 1.58	4.0		15	3	2	2	3	1	0	0	0	0	1	20	24	4.50	1.000

PITCHER	IP	WLS	BF	H	R	ER	SO	BB	IBB	HBP	BLK	WP	HR	S	P	ERA	WHIP
Gene Garber, R (14, 1) ERA: 5.0	3.0		12	1	0	0	2	1	1	0	0	0	0	14	22	0.00	0.667
Rick Camp, R (17, 1) ERA: 3.7	3.0	L	18	6	6	5	2	0	2	0	0	0	0	20	28	15.00	2.000

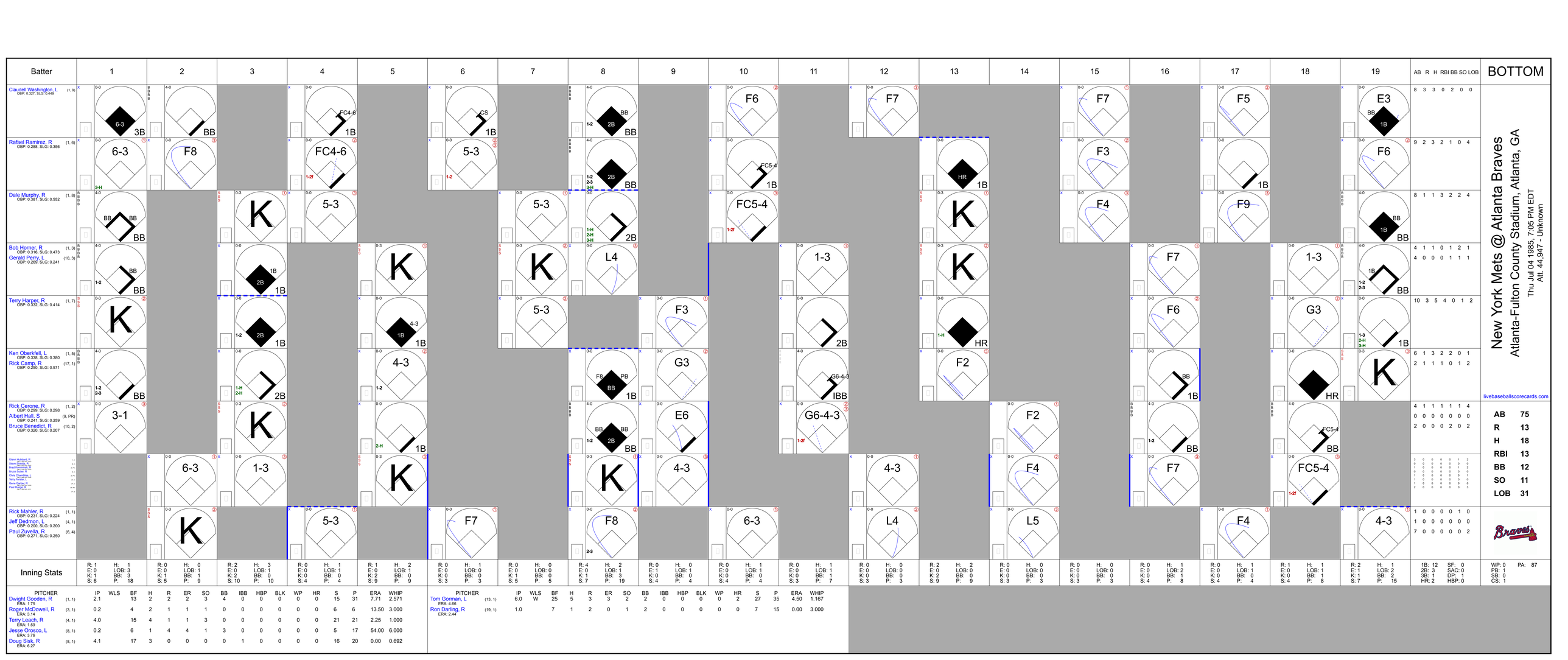
Batter
1
2
3
4
5
6
7
8
9
10
11
12
13
14
15
16
17
18
19
AB R H RBI BB SO LOB
BOTTOM
Claudell Washington, L (1, 9) OBP: 0.327, SLG: 0.449
8 3 3 0 2 0 0
6-3 3B
BB
FC4-6 1B
CS 1B
2B BB
F6
F7
F7
E3 BB 1B
Rafael Ramirez, R (1, 6) OBP: 0.288, SLG: 0.356
9 2 3 2 1 0 4
6-3 3-H
F8
FC4-6 1-2f
5-3 1-2
2B BB 1-2 2-3 3-H
FC5-4 1B
HR 1B
F3
1B
F6
Dale Murphy, R (1, 8) OBP: 0.387, SLG: 0.552
8 1 1 3 2 2 4
BB BB BB
K
5-3
5-3
2B 1-H 2-H 3-H
FC5-4 1-2f
K
F4
F9
BB 1B BB
Bob Horner, R (1, 3) OBP: 0.316, SLG: 0.473
4 1 1 0 1 2 1
Gerald Perry, L (10, 3) OBP: 0.269, SLG: 0.241
4 0 0 0 1 1 1
BB 1-2 BB
1B 2B 1B
K
K
L4
1-3
K
F7
1-3
1B 1-2 2-3 BB
Terry Harper, R (1, 7) OBP: 0.332, SLG: 0.414
10 3 5 4 0 1 2
K
2B 1B 1-2
4-3 1B 1B
5-3
F3
2B
1-H HR
F6
G3
1B 1-3 2-H 3-H 1B
Ken Oberkfell, L (1, 5) OBP: 0.338, SLG: 0.380
6 1 3 2 2 0 1
Rick Camp, R (17, 1) OBP: 0.250, SLG: 0.571
2 1 1 1 0 1 2
BB 1-2 2-3 BB
2B 1-H 2-H 2B
4-3 1-2
F8 PB BB 1B
G3
G6-4-3 IBB
F2
BB 1B
HR
Rick Cerone, R (1, 2) OBP: 0.299, SLG: 0.298
4 1 1 1 1 1 4
Albert Hall, S (9, PR) OBP: 0.241, SLG: 0.259
0 0 0 0 0 0 0
Bruce Benedict, R (10, 2) OBP: 0.320, SLG: 0.207
2 0 0 0 2 0 2
3-1
K
2-H 1B
BB BB 1-2 2B BB
E6
G6-4-3 1-2f
F2
F4
BB 1-2 BB
FC5-4 BB
Glenn Hubbard, R
Steve Bedrosian, R
Brad Komminsk, R
Bruce Sutter, R
Chris Chambliss, L
Terry Forster, L
Gene Garber, R
Paul Runge, R
4-3
6-3
1-3
K
K
4-3
4-3
F7
F4
FC5-4 1-2f
Rick Mahler, R (1, 1) OBP: 0.231, SLG: 0.224
1 0 0 0 0 1 0
Jeff Dedmon, L (4, 1) OBP: 0.200, SLG: 0.200
1 0 0 0 0 0 0
Paul Zuvella, R (6, 4) OBP: 0.271, SLG: 0.250
7 0 0 0 0 0 2
K
5-3
F7
F8 2-3
6-3
L4
L5
F4
4-3
Braves
Inning Stats
R: 1 E: 0 K: 1 S: 6
H: 1 LOB: 3 BB: 3 P: 18
R: 0 E: 0 K: 1 S: 5
H: 0 LOB: 1 BB: 1 P: 9
R: 2 E: 0 K: 2 S: 10
H: 3 LOB: 1 BB: 0 P: 10
R: 0 E: 0 K: 0 S: 4
H: 1 LOB: 0 BB: 0 P: 4
R: 1 E: 0 K: 2 S: 9
H: 2 LOB: 1 BB: 0 P: 9
R: 0 E: 0 K: 0 S: 3
H: 1 LOB: 0 BB: 0 P: 3
R: 0 E: 0 K: 1 S: 5
H: 0 LOB: 0 BB: 0 P: 5
R: 4 E: 0 K: 1 S: 7
H: 2 LOB: 1 BB: 3 P: 19
R: 0 E: 1 K: 0 S: 4
H: 0 LOB: 1 BB: 0 P: 4
R: 0 E: 0 K: 0 S: 4
H: 1 LOB: 1 BB: 0 P: 4
R: 0 E: 0 K: 0 S: 3
H: 1 LOB: 1 BB: 1 P: 7
R: 0 E: 0 K: 0 S: 3
H: 1 LOB: 1 BB: 0 P: 3
R: 2 E: 0 K: 2 S: 9
H: 2 LOB: 0 BB: 0 P: 9
R: 0 E: 0 K: 0 S: 3
H: 0 LOB: 0 BB: 0 P: 3
R: 0 E: 0 K: 0 S: 3
H: 0 LOB: 0 BB: 0 P: 3
R: 0 E: 0 K: 0 S: 4
H: 1 LOB: 2 BB: 1 P: 8
R: 0 E: 0 K: 0 S: 4
H: 1 LOB: 1 BB: 0 P: 4
R: 1 E: 0 K: 0 S: 4
H: 1 LOB: 1 BB: 1 P: 8
R: 2 E: 1 K: 1 S: 7
H: 1 LOB: 2 BB: 2 P: 15
1B: 12 2B: 3 3B: 1 HR: 2
SF: 0 SAC: 0 DP: 1 HBP: 0
WP: 0 PB: 1 SB: 0 CS: 1
PA: 87
New York Mets @ Atlanta Braves
Atlanta-Fulton County Stadium, Atlanta, GA
Thu Jul 04 1985, 7:05 PM EDT
Att. 44,947 - Unknown
livebaseballscorecards.com
AB 75
R 13
H 18
RBI 13
BB 12
SO 11
LOB 31
PITCHER
IP WLS BF H R ER SO BB IBB HBP BLK WP HR S P ERA WHIP
Dwight Gooden, R (1, 1) ERA: 1.75
2.1 13 2 2 2 3 4 0 0 0 0 0 0 15 31 7.71 2.571
Roger McDowell, R (3, 1) ERA: 3.14
0.2 4 2 1 1 1 0 0 0 0 0 0 0 6 6 13.50 3.000
Terry Leach, R (4, 1) ERA: 1.59
4.0 15 4 1 1 3 0 0 0 0 0 0 0 21 21 2.25 1.000
Jesse Orosco, L (8, 1) ERA: 3.75
0.2 6 1 4 4 1 3 0 0 0 0 0 0 5 17 54.00 6.000
Doug Sisk, R (8, 1) ERA: 6.27
4.1 17 3 0 0 0 0 1 0 0 0 0 0 16 20 0.00 0.692
PITCHER
IP WLS BF H R ER SO BB IBB HBP BLK WP HR S P ERA WHIP
Tom Gorman, L (13, 1) ERA: 4.66
6.0 W 25 5 3 3 2 2 0 0 0 0 0 0 27 35 4.50 1.167
Ron Darling, R (19, 1) ERA: 2.44
1.0 7 1 2 0 1 2 0 0 0 0 0 0 7 15 0.00 3.000

Batter	1	2	3	4	5	6	7	8	9	AB	R	H	RBI	BB	SO	LOB
Lenny Dykstra, L (1, 8) OBP: 0.333, SLG: 0.413	HR 2B	PB 1B; WP; 2-H 1B	4-3; 2-3			BBBB 4-0 BB		F6		4	2	2	1	1	0	3
Wally Backman, S (1, 4) OBP: 0.323, SLG: 0.315	2-H HR	PB; 1-2 1B		G3		F6			F7	5	1	2	2	0	0	1
Keith Hernandez, L (1, 3) OBP: 0.348, SLG: 0.370	1B SF7 1B	SSS 0-3 K		F6			BBBB 4-0 3-1 BB		G3	4	1	1	0	1	1	2
Darryl Strawberry, L (1, 9) OBP: 0.317, SLG: 0.418	SF7 S; 1-3 1B	BBBB 4-0; 1-2 2-H BB		SSS 0-3 K			0-0 3-1; 1-2		SSS 0-3 K	4	0	1	0	1	2	1
Danny Heep, L (1, 7) OBP: 0.312, SLG: 0.397	SF7; 1-3; 3-H	F7			6-3		G3			3	0	0	1	0	0	2
Ray Knight, R (1, 5) OBP: 0.220, SLG: 0.299	5-3		F4		F4			5-3		4	0	0	0	0	0	1
Clint Hurdle, L (1, 2) OBP: 0.351, SLG: 0.417	4-3		BBBB 4-0 2B BB		3-1			1B		3	1	1	0	1	0	1
Rafael Santana, R (1, 6) OBP: 0.285, SLG: 0.296		SH3 1B	F9			5-3		1-2 1B		4	1	2	0	0	0	1
Rick Aguilera, R (1, 1) OBP: 0.429, SLG: 0.500		SH3; 1-2	WP; 1-H 2B			4-3		SSS 0-3 K		3	0	1	1	0	1	2
Inning Stats	R: 3 E: 0 K: 0 S: 7 / H: 4 LOB: 1 BB: 0 P: 7	R: 2 E: 0 K: 1 S: 8 / H: 3 LOB: 2 BB: 1 P: 12	R: 1 E: 0 K: 0 S: 4 / H: 1 LOB: 1 BB: 1 P: 8	R: 0 E: 0 K: 1 S: 5 / H: 0 LOB: 0 BB: 0 P: 5	R: 0 E: 0 K: 0 S: 3 / H: 0 LOB: 0 BB: 0 P: 3	R: 0 E: 0 K: 0 S: 3 / H: 0 LOB: 1 BB: 1 P: 7	R: 0 E: 0 K: 0 S: 2 / H: 0 LOB: 0 BB: 1 P: 6	R: 0 E: 0 K: 1 S: 7 / H: 2 LOB: 2 BB: 0 P: 7	R: 0 E: 0 K: 1 S: 5 / H: 0 LOB: 0 BB: 0 P: 5							

TOP

New York Mets @ Atlanta Braves

Atlanta-Fulton County Stadium, Atlanta, GA

Fri Jul 05 1985, 7:05 PM EDT

Att. 28,085 - Unknown

livebaseballscorecards.com

AB	34
R	6
H	10
RBI	5
BB	4
SO	4
LOB	14

1B: 7 SF: 1
2B: 2 SAC: 1
3B: 0 DP: 0
HR: 1 HBP: 0

WP: 2 PA: 40
PB: 1
SB: 1
CS: 0

PITCHER		IP	WLS	BF	H	R	ER	SO	BB	IBB	HBP	BLK	WP	HR	S	P	ERA	WHIP
Pascual Perez, R ERA: 6.64	(1, 1)	1.1	L	11	7	5	4	0	0	0	0	0	0	1	11	11	27.00	5.250
Steve Shields, R ERA: 4.0	(2, 1)	3.2		14	1	1	1	2	2	0	0	0	2	0	16	24	2.46	0.818
Jeff Dedmon, R ERA: 2.31	(6, 1)	2.0		7	0	0	0	0	2	0	0	0	0	0	5	13	0.00	1.000
Gene Garber, R ERA: 4.74	(8, 1)	2.0		8	2	0	0	2	0	0	0	0	0	0	12	12	0.00	1.000

PITCHER	IP	WLS	BF	H	R	ER	SO	BB	IBB	HBP	BLK	WP	HR	S	P	ERA	WHIP

BOTTOM

New York Mets @ Atlanta Braves

Atlanta-Fulton County Stadium, Atlanta, GA

Fri Jul 05 1985, 7:05 PM EDT

Att. 28,085 - Unknown

livebaseballscorecards.com

Batter	1	2	3	4	5	6	7	8	9	AB	R	H	RBI	BB	SO	LOB
Claudell Washington, L (1, 9) OBP: 0.325, SLG: 0.447 Brad Komminsk, R (2, 9) OBP: 0.310, SLG: 0.270	F9		5-3		K			1-3		1 3	0 0	0 0	0 0	0 0	0 1	0 2
Rafael Ramirez, R (1, 6) OBP: 0.287, SLG: 0.355	6-3			6-3		G5-4-3 1B		F9		4	0	1	0	0	0	0
Dale Murphy, R (1, 8) OBP: 0.376, SLG: 0.544	K			F9		G5-4-3 1-2f		F8		4	0	0	0	0	1	1
Terry Harper, R (1, 7) OBP: 0.335, SLG: 0.416		5-3		F7		2B 1B			G4-6-3 BB 1B	4	0	2	0	0	0	0
Ken Oberkfell, L (1, 5) OBP: 0.341, SLG: 0.385		1-3			F2	1-3 2B			BBBB 4-0 G4-6-3 1-2 BB	3	0	1	0	1	0	0
Gerald Perry, L (1, 3) OBP: 0.268, SLG: 0.236		BBBB 4-0 BB			0-0 E6 PB 1B	F4			0-0 G4-6-3 1-2f 2-3	3	1	0	0	1	0	4
Rick Cerone, R (1, 2) OBP: 0.291, SLG: 0.289		F4			F9 1-2				3-1	4	0	0	0	0	1	3
Paul Zuvella, R (1, 4) OBP: 0.274, SLG: 0.254			6-3		2-H BB 1B					3	0	1	1	0	0	0
Pascual Perez, R (1, 1) OBP: 0.182, SLG: 0.182 Steve Shields, R (2, 1) OBP: 0.071, SLG: 0.071 Chris Chambliss, L (5, PH) OBP: 0.273, SLG: 0.252 Jeff Dedmon, L (6, 1) OBP: 0.200, SLG: 0.200 Albert Hall, S (7, PH) OBP: 0.233, SLG: 0.250 Gene Garber, R (8, 1) OBP: 0.333, SLG: 0.333			4-3		BBBB 1-2 BB					0 1 0 0 1 0	0 0 0 0 0 0	0 0 0 0 0 0	0 0 1 0 0 0	0 0 0 0 0 0	0 0 0 0 1 0	0 0 0 0 0 0
Inning Stats	R: 0 E: 0 K: 1 S: 5 H: 0 LOB: 0 BB: 0 P: 5	R: 0 E: 0 K: 0 S: 3 H: 0 LOB: 1 BB: 1 P: 7	R: 0 E: 0 K: 0 S: 3 H: 0 LOB: 0 BB: 0 P: 3	R: 0 E: 0 K: 0 S: 3 H: 0 LOB: 0 BB: 0 P: 3	R: 1 E: 1 K: 1 S: 7 H: 1 LOB: 2 BB: 1 P: 11	R: 0 E: 0 K: 0 S: 5 H: 3 LOB: 2 BB: 0 P: 5	R: 0 E: 0 K: 2 S: 7 H: 0 LOB: 0 BB: 0 P: 7	R: 0 E: 0 K: 0 S: 3 H: 0 LOB: 0 BB: 0 P: 3	R: 0 E: 0 K: 0 S: 3 H: 1 LOB: 1 BB: 1 P: 7	1B: 4 2B: 1 3B: 0 HR: 0	SF: 0 SAC: 0 DP: 2 HBP: 0			WP: 0 PB: 1 SB: 0 CS: 0	PA: 34		

	AB	31
	R	1
	H	5
	RBI	1
	BB	3
	SO	4
	LOB	10

PITCHER	IP	WLS	BF	H	R	ER	SO	BB	IBB	HBP	BLK	WP	HR	S	P	ERA	WHIP
Rick Aguilera, R (1, 1) ERA: 2.82	9.0	W	34	5	1	0	4	3	0	0	0	0	0	39	51	0.00	0.889

PITCHER	IP	WLS	BF	H	R	ER	SO	BB	IBB	HBP	BLK	WP	HR	S	P	ERA	WHIP

Batter	1	2	3	4	5	6	7	8	9	AB	R	H	RBI	BB	SO	LOB
Lenny Dykstra, L (1, 8) OBP: 0.357, SLG: 0.408	1-3		BB		E1		G6-4-3 BB		2B 1B	3	1	1	1	2	0	1
Kelvin Chapman, R (1, 4) OBP: 0.243, SLG: 0.208	6-3		K 1-2		E6 1B 1-3		G6-4-3 1-2f		1-H 2B	5	1	1	1	0	1	3
Ray Knight, R (1, 5) OBP: 0.227, SLG: 0.305	G3			FC6-4 1B	1B 1-3 3-H 1B		F8			4	0	2	1	0	0	0
Gary Carter, R (1, 3) OBP: 0.371, SLG: 0.439 Keith Hernandez, L (7, 3) OBP: 0.347, SLG: 0.369		5-3		F4	F3			G3		3 1	0 0	0 0	0 0	0 0	0 0	3 0
George Foster, R (1, 7) OBP: 0.313, SLG: 0.460		F6		L9	1-2 3-H 1B			K		4	0	1	1	0	1	1
John Christensen, R (1, 9) OBP: 0.325, SLG: 0.347		BB		FC6-4 1-2f	F9			FC5-4 BB		2	0	0	0	2	0	3
Ronn Reynolds, R (1, 2) OBP: 0.316, SLG: 0.421		K			1B E 2B	L4		FC5-4 1-2f		4	1	1	0	0	1	2
Rafael Santana, R (1, 6) OBP: 0.284, SLG: 0.295			4-3		E SH3 E 2-3 1B	6-3			4-3	4	1	1	0	0	0	0
Sid Fernandez, L (1, 1) OBP: 0.182, SLG: 0.182 Roger McDowell, R (7, 1) OBP: 0.167, SLG: 0.091			K		SH3 1-2	K			K	2 1	0 0	0 0	0 0	0 0	2 1	0 0
Inning Stats	R: 0 E: 0 K: 0 S: 3 H: 0 LOB: 0 BB: 0 P: 3	R: 0 E: 0 K: 1 S: 5 H: 0 LOB: 1 BB: 1 P: 9	R: 0 E: 1 K: 2 S: 7 H: 0 LOB: 1 BB: 1 P: 11	R: 0 E: 0 K: 0 S: 4 H: 1 LOB: 1 BB: 0 P: 4	R: 4 E: 2 K: 0 S: 9 H: 4 LOB: 2 BB: 0 P: 9	R: 0 E: 0 K: 1 S: 5 H: 0 LOB: 0 BB: 0 P: 5	R: 0 E: 0 K: 0 S: 2 H: 0 LOB: 0 BB: 1 P: 6	R: 0 E: 0 K: 1 S: 5 H: 0 LOB: 1 BB: 1 P: 9	R: 0 E: 0 K: 1 S: 6 H: 2 LOB: 2 BB: 0 P: 6	1B: 5 2B: 2 3B: 0 HR: 0 SF: 0 SAC: 1 DP: 1 HBP: 0						

PITCHER		IP	WLS	BF	H	R	ER	SO	BB	IBB	HBP	BLK	WP	HR	S	P	ERA	WHIP
Zane Smith, L ERA: 3.39	(1, 1)	5.0	L	24	5	4	1	3	2	0	0	0	0	0	28	36	1.80	1.400
Rick Camp, R ERA: 3.58	(6, 1)	2.0		6	0	0	0	1	1	0	0	0	0	0	7	11	0.00	0.500
Gene Garber, R ERA: 4.5	(8, 1)	2.0		8	2	0	0	2	1	0	0	0	0	0	11	15	0.00	1.500

PITCHER	IP	WLS	BF	H	R	ER	SO	BB	IBB	HBP	BLK	WP	HR	S	P	ERA	WHIP

TOP

New York Mets @ Atlanta Braves

Atlanta-Fulton County Stadium, Atlanta, GA

Sun Jul 07 1985, 3:33 AM EDT

Unknown

AB	33
R	4
H	7
RBI	4
BB	4
SO	6
LOB	13

1B: 5	SF: 0	WP: 0	PA: 38
2B: 2	SAC: 1	PB: 0	
3B: 0	DP: 1	SB: 1	
HR: 0	HBP: 0	CS: 0	

livebaseballscorecards.com

New York Mets @ Atlanta Braves

Atlanta-Fulton County Stadium, Atlanta, GA

Sun Jul 07 1985, 3:33 AM EDT

Unknown

BOTTOM

livebaseballscorecards.com

Batter	1	2	3	4	5	6	7	8	9	AB	R	H	RBI	BB	SO	LOB
Rafael Ramirez, R (1, 6) OBP: 0.287, SLG: 0.353	5-3		L8		FC6-4 1-2f		1B			4	0	1	0	0	0	1
Glenn Hubbard, R (1, 4) OBP: 0.323, SLG: 0.308	F7		BBBB FC6-4 BB			BBBB WP 1B BB	F8			2	0	0	0	2	0	1
Dale Murphy, R (1, 8) OBP: 0.378, SLG: 0.542	BBBB BB BB		FC6-4 CS 1-2f			SSS K		1B		3	0	1	0	1	1	2
Terry Harper, R (1, 7) OBP: 0.333, SLG: 0.410	BBBB FC5-4 1-2 BB		CS 1-2	F5		F8		SSS K		3	0	0	0	1	1	2
Brad Komminsk, R (1, 9) OBP: 0.308, SLG: 0.270	FC5-4 1-2f			L5		WP 1-2 1B		SSS K		4	0	1	0	0	1	3
Ken Oberkfell, L (1, 5) OBP: 0.344, SLG: 0.381		BBBB BB		SSS K		BBBB 1-2 2-3 BB		G3		2	0	0	0	2	1	1
Gerald Perry, L (1, 3) OBP: 0.268, SLG: 0.232		SSS K			BBBB FC6-4 BB	F7			4-3	3	0	0	0	1	1	4
Rick Cerone, R (1, 2) OBP: 0.283, SLG: 0.280		F8			L7		G1-5-3		6-3	4	0	0	0	0	0	2
Zane Smith, L (1, 1) OBP: 0.150, SLG: 0.150 Paul Zuvella, R (5, PH) OBP: 0.270, SLG: 0.250 Rick Camp, R (6, 1) OBP: 0.250, SLG: 0.571 Milt Thompson, L (7, PH) Gene Garber, R (8, 1) OBP: 0.333, SLG: 0.333 Chris Chambliss, L (9, PH) OBP: 0.271, SLG: 0.250		L8			F3		SSS K		4-3	1 1 0 1 0 1	0 0 0 0 0 0	0 0 0 0 0 0	0 0 0 0 0 0	0 0 0 1 0 0	0 0 0 0 0 0	1 1 0 0 0 0
Inning Stats	R: 0 H: 0 E: 0 LOB: 2 K: 0 BB: 2 S: 3 P: 11	R: 0 H: 0 E: 0 LOB: 1 K: 1 BB: 1 S: 5 P: 9	R: 0 H: 0 E: 0 LOB: 0 K: 0 BB: 1 S: 2 P: 6	R: 0 H: 0 E: 0 LOB: 0 K: 1 BB: 0 S: 5 P: 5	R: 0 H: 0 E: 0 LOB: 1 K: 0 BB: 1 S: 3 P: 7	R: 0 H: 1 E: 0 LOB: 3 K: 1 BB: 2 S: 6 P: 14	R: 0 H: 1 E: 0 LOB: 1 K: 1 BB: 0 S: 6 P: 6	R: 0 H: 1 E: 0 LOB: 1 K: 2 BB: 0 S: 8 P: 8	R: 0 H: 0 E: 0 LOB: 0 K: 0 BB: 0 S: 3 P: 3	1B: 3 SF: 0 2B: 0 SAC: 0 3B: 0 DP: 0 HR: 0 HBP: 0						WP: 1 PA: 37 PB: 0 SB: 0 CS: 1

	AB	29
	R	0
	H	3
	RBI	0
	BB	7
	SO	6
	LOB	18

PITCHER		IP	WLS	BF	H	R	ER	SO	BB	IBB	HBP	BLK	WP	HR	S	P	ERA	WHIP
Sid Fernandez, L ERA: 2.36	(1, 1)	6.0	W	25	1	0	0	3	7	0	0	0	1	0	24	52	0.00	1.333
Roger McDowell, R ERA: 2.98	(7, 1)	3.0	S	11	2	0	0	3	0	0	0	0	0	0	17	17	0.00	0.667

PITCHER	IP	WLS	BF	H	R	ER	SO	BB	IBB	HBP	BLK	WP	HR	S	P	ERA	WHIP

New York Mets @ Atlanta Braves

Atlanta-Fulton County Stadium, Atlanta, GA

Sun Jul 07 1985, 3:38 AM EDT

Att. 26,757 - Unknown

TOP

livebaseballscorecards.com

Batter	1	2	3	4	5	6	7	8	9	AB	R	H	RBI	BB	SO	LOB
Lenny Dykstra, L (1, 8) OBP: 0.371, SLG: 0.385	BBBB 4-0 F8 S BB		BBBB 4-0 S BB		x 0-0 ① 4-3	BBBB 4-0 BB 1B 1B 1-2 BB		x 0-0 ② 4-3	x 0-0 ③ G3	3	1	0	0	3	0	3
Wally Backman, S (1, 4) OBP: 0.325, SLG: 0.322	SSS 0-3 ① K		SSS 0-3 ② K 1-2		x 0-0 ② F7	x 0-0 BB 1B 1-2 2-3 1B		x 0-0 2B 2B		5	2	2	0	0	2	2
Keith Hernandez, L (1, 3) OBP: 0.351, SLG: 0.372	x 0-0 ② F8 1-3		BBBB 4-0 FC6-4 BB		SSS 0-3 ③ K	BBBB 4-0 1B 1-2 2-3 3-H BB		x 0-0 WP 1B 2-H 2B		3	1	1	2	2	1	1
Gary Carter, R (1, 2) OBP: 0.371, SLG: 0.436	x 0-0 ③ F7		x 0-0 ③ FC6-4 1-2f			x 0-0 ① F7		BBBB 4-0 1B 2-3 BB		4	0	1	2	1	0	3
Darryl Strawberry, L (1, 9) OBP: 0.326, SLG: 0.416		BBBB 4-0 G3-6-1 BB		SSS 0-3 ① K		BBBB 4-0 2B BB SSS 0-3 ③ K		x 0-0 ③ 1-3 3-H 1B		3	1	1	1	2	2	2
Danny Heep, L (1, 7) OBP: 0.319, SLG: 0.401		x 0-0 ① ② G3-6-1 1-2f		BBBB 4-0 1B 1B BB		BBBB 4-0 2B 1-2 BB	x 0-0 ① F7		x 0-0 1B 2B	3	1	1	0	2	0	1
Ray Knight, R (1, 5) OBP: 0.244, SLG: 0.323 Kelvin Chapman, R (9, PR) OBP: 0.243, SLG: 0.208 (9, 5)		BBBB 4-0 BB	x 0-0 1B 1-2 1B		x 0-0 E 1-H 2-H 2B	x 0-0 ② 6-3		x 0-0 S 2-3 1B		4 0	1 0	3 0	2 0	1 0	0 0	0 0
Howard Johnson, S (1, 6) OBP: 0.267, SLG: 0.282 Rafael Santana, R (7, 6) OBP: 0.283, SLG: 0.294		x 0-0 ③ F5	x 0-0 ② F5			SSS 0-3 ② K	SSS 0-3 ③ K		SSS 0-3 ① K 1-2	4 1	0 0	0 0	0 0	0 0	2 1	4 2
Ron Darling, R (1, 1) OBP: 0.196, SLG: 0.244 Doug Sisk, R (6, 1) Jesse Orosco, R (9, 1) OBP: 0.500, SLG: 0.500		SSS 0-3 ① K	x 0-0 ③ 1-2 2-H 1B			x 0-0 E6 1B S BB 2-H		x 0-0 ① 6-3	SSS 0-3 ② K	3 2 0	1 0 0	1 0 0	0 0 0	0 0 0	1 1 0	0 3 0
Inning Stats	R: 0 H: 0 E: 0 LOB: 1 K: 1 BB: 1 S: 5 P: 9	R: 0 H: 0 E: 0 LOB: 1 K: 0 BB: 2 S: 2 P: 10	R: 0 H: 0 E: 0 LOB: 2 K: 2 BB: 2 S: 7 P: 15	R: 0 H: 2 E: 0 LOB: 2 K: 1 BB: 1 S: 6 P: 10	R: 0 H: 0 E: 0 LOB: 0 K: 1 BB: 0 S: 5 P: 5	R: 6 H: 3 E: 1 LOB: 2 K: 2 BB: 4 S: 11 P: 27	R: 0 H: 0 E: 0 LOB: 0 K: 1 BB: 0 S: 5 P: 5	R: 2 H: 3 E: 0 LOB: 2 K: 0 BB: 1 S: 5 P: 9	R: 0 H: 2 E: 0 LOB: 3 K: 2 BB: 0 S: 9 P: 9	1B: 6 SF: 0 2B: 4 SAC: 0 3B: 0 DP: 1 HR: 0 HBP: 0						

	AB	35
	R	8
	H	10
	RBI	7
	BB	11
	SO	10
	LOB	21

WP: 1 PA: 46
PB: 0
SB: 5
CS: 0

PITCHER		IP	WLS	BF	H	R	ER	SO	BB	IBB	HBP	BLK	WP	HR	S	P	ERA	WHIP
Steve Bedrosian, R ERA: 2.76	(1, 1)	5.1		23	2	1	1	5	7	0	0	0	0	0	26	54	1.69	1.688
Jeff Dedmon, R ERA: 2.52	(6, 1)	0.1	L	6	2	2	1	1	2	0	0	0	0	0	6	14	27.00	12.000
Terry Forster, L ERA: 1.56	(6, 1)	0.1		3	1	3	0	1	1	0	0	0	0	0	4	8	0.00	6.000
Steve Shields, R ERA: 4.21	(7, 1)	2.0		9	3	2	2	1	1	0	0	0	1	0	10	14	9.00	2.000
Gene Garber, R ERA: 4.39	(9, 1)	1.0		5	2	0	0	2	0	0	0	0	0	0	9	9	0.00	2.000

PITCHER	IP	WLS	BF	H	R	ER	SO	BB	IBB	HBP	BLK	WP	HR	S	P	ERA	WHIP

Batter	1	2	3	4	5	6	7	8	9	AB	R	H	RBI	BB	SO	LOB
Milt Thompson, L (1, 9) OBP: 0.429, SLG: 0.714	S S S 0-3 ① K		x 0-0 2B 3B		x 0-0 ① 1-3	x 0-0 1-2 2-3 3-H 1B	x 0-0 ③ 4-3		x 0-0 2-3 1B	6	1	3	1	0	1	3
Paul Zuvella, R (1, 6) OBP: 0.275, SLG: 0.258	x 0-0 1B 1B		x 0-0 ② F4		x 0-0 BB 1B 1B	x 0-0 ① L9		S S S 0-3 ① K	x 0-0 ③ F9	6	1	2	0	0	1	6
Dale Murphy, R (1, 8) OBP: 0.378, SLG: 0.542	S S S 0-3 ② K		x 0-0 3-H 2B		B B B 4-0 1-2 1B BB	x 0-0 ② F9		x 0-0 ② F3		4	0	1	1	1	1	4
Terry Harper, R (1, 7) OBP: 0.336, SLG: 0.412 Steve Shields, R (7, 1) OBP: 0.071, SLG: 0.071 Rafael Ramirez, R (8, PH) OBP: 0.289, SLG: 0.353 Gene Garber, R (9, 1) OBP: 0.333, SLG: 0.333	x 0-0 1-3 FC3-6 1B		S S S 0-3 ③ K		x 0-0 G6-4-3 1-2 2-H 1B	x 0-0 ③ F8		B B B B 4-0 BB		4 0 0 0	0 0 0 0	2 0 0 0	1 0 0 0	0 0 1 0	1 0 0 0	4 0 0 0
Ken Oberkfell, L (1, 5) OBP: 0.336, SLG: 0.371	x 0-0 ③ FC3-6 1-2f			x 0-0 ① F8	x 0-0 ② ③ G6-4-3 1-2f		x 0-0 ① G3	x 0-0 ③ G3		5	0	0	0	0	0	5
Chris Chambliss, L (1, 3) OBP: 0.291, SLG: 0.306		x 0-0 ① 1-3		x 0-0 1B 1B		x 0-0 HR	x 0-0 1B BB 1B		x 0-0 F9 2B 2B	5	2	4	1	0	0	0
Glenn Hubbard, R (1, 4) OBP: 0.321, SLG: 0.302		x 0-0 ② 5-3		S S S 0-3 ② K		x 0-0 E6 BB 1B 1B	B B B B 4-0 1-2 1B BB		x 0-0 ① F9 2-3	4	1	0	0	1	1	2
Bruce Benedict, R (1, 2) OBP: 0.343, SLG: 0.253		x 0-0 ③ 6-3		x 0-0 1-3 1B		x 0-0 1B BB 1-2 1B	x 0-0 1-2 2-3 1B		x 0-0 1B 3-H 2B	5	0	4	1	0	0	0
Steve Bedrosian, R (1, 1) OBP: 0.081, SLG: 0.081 Jeff Dedmon, L (6, 1) OBP: 0.200, SLG: 0.200 Terry Forster, L (6, 1) Gerald Perry, L (6, PH) OBP: 0.272, SLG: 0.232 Brad Komminsk, R (7, 7) OBP: 0.305, SLG: 0.267			S S S 0-3 ① K	x 0-0 ③ L1		B B B B 4-0 1-2 2-3 1B BB	S S S 0-3 ② K		S S S 0-3 ② K	2 0 0 0 2	0 0 0 0 0	0 0 0 0 0	0 0 0 1 0	0 0 0 0 2	1 0 0 0 2	2 0 0 0 4
Inning Stats	R: 0 E: 0 K: 2 S: 9 H: 2 LOB: 2 BB: 0 P: 9	R: 0 E: 0 K: 0 S: 3 H: 0 LOB: 0 BB: 0 P: 3	R: 1 E: 0 K: 2 S: 9 H: 2 LOB: 1 BB: 0 P: 9	R: 0 E: 0 K: 1 S: 7 H: 2 LOB: 2 BB: 0 P: 7	R: 1 E: 0 K: 0 S: 4 H: 2 LOB: 1 BB: 1 P: 8	R: 2 E: 1 K: 0 S: 7 H: 3 LOB: 3 BB: 1 P: 11	R: 0 E: 0 K: 1 S: 7 H: 2 LOB: 3 BB: 1 P: 11	R: 0 E: 0 K: 1 S: 5 H: 0 LOB: 1 BB: 1 P: 9	R: 1 E: 0 K: 1 S: 8 H: 3 LOB: 2 BB: 0 P: 8	1B: 11 2B: 3 3B: 1 HR: 1 SF: 0 SAC: 0 DP: 1 HBP: 0						

PITCHER		IP	WLS	BF	H	R	ER	SO	BB	IBB	HBP	BLK	WP	HR	S	P	ERA	WHIP
Ron Darling, R ERA: 2.55	(1, 1)	5.0	W	27	10	4	3	5	2	0	0	0	0	1	35	43	5.40	2.400
Doug Sisk, R ERA: 6.0	(6, 1)	3.2		19	6	1	1	3	2	0	0	0	0	0	23	31	2.46	2.182
Jesse Orosco, L ERA: 3.72	(9, 1)	0.1	S	1	0	0	0	0	0	0	0	0	0	0	1	1	0.00	0.000

PITCHER	IP	WLS	BF	H	R	ER	SO	BB	IBB	HBP	BLK	WP	HR	S	P	ERA	WHIP

BOTTOM

New York Mets @ Atlanta Braves

Atlanta-Fulton County Stadium, Atlanta, GA

Sun Jul 07 1985, 3:38 AM EDT

Att. 26,757 - Unknown

livebaseballscorecards.com

AB	43
R	5
H	16
RBI	5
BB	4
SO	8
LOB	30

WP: 0 PA: 47
PB: 0
SB: 0
CS: 0

Batter	1	2	3	4	5	6	7	8	9	AB	R	H	RBI	BB	SO	LOB
Lenny Dykstra, L (1, 8) OBP: 0.373, SLG: 0.375	1B		F9		BBBB 4-0 HR S	G3		1-3		4	1	1	0	1	0	3
Kelvin Chapman, R (1, 4) OBP: 0.237, SLG: 0.203	F7		F9		F8		1B	4-3		3	0	0	0	0	0	2
Wally Backman, S (7, PH) (7, 4) OBP: 0.326, SLG: 0.329							2B			2	1	1	0	0	0	1
Keith Hernandez, L (1, 3) OBP: 0.358, SLG: 0.393	1-3 BB 1B		2B		1-H HR		2-H HR 1B		F9	5	2	4	3	0	0	0
Gary Carter, R (1, 2) OBP: 0.368, SLG: 0.430	BBBB 1-2 BB		6-3		4-3		F7		4-3	4	0	0	0	1	0	2
George Foster, R (1, 7) OBP: 0.314, SLG: 0.477	SSS K			SSS K		F9	1-H HR		2B	5	1	2	2	0	2	3
Darryl Strawberry, L (1, 9) OBP: 0.329, SLG: 0.434	F7			HR		SSS K	F9		IBB	4	1	1	1	1	1	3
Howard Johnson, S (1, 5) OBP: 0.265, SLG: 0.296		F2		F5		HR	SSS K		F8	5	1	1	1	0	1	2
Rafael Santana, R (1, 6) OBP: 0.286, SLG: 0.301		F2		6-3		1B		SH3-4 2B		4	0	2	0	0	0	0
Ed Lynch, R (1, 1) OBP: 0.176, SLG: 0.097		SSS K			F4	1-2 1B		SH3-4 2-3		3	0	1	0	0	1	0
Tom Gorman, L (7, 1)										0	0	0	0	0	0	0
Terry Leach, R (8, 1)										0	0	0	0	0	0	0
Jesse Orosco, R (9, 1) OBP: 0.500, SLG: 0.500										0	0	0	0	0	0	0

TOP

New York Mets @ Cincinnati Reds

Riverfront Stadium, Cincinnati, OH

Mon Jul 08 1985, 7:05 PM EDT

Att. 20,391 - Unknown

livebaseballscorecards.com

AB	39
R	7
H	13
RBI	7
BB	3
SO	5
LOB	16

Inning Stats	1	2	3	4	5	6	7	8	9
	R: 0 E: 0 K: 1 S: 7	H: 2 LOB: 3 BB: 1 P: 11	R: 0 E: 0 K: 1 S: 5	H: 0 LOB: 0 BB: 0 P: 5	R: 0 E: 0 K: 0 S: 4	H: 1 LOB: 1 BB: 0 P: 4	R: 1 E: 0 K: 1 S: 6	H: 1 LOB: 0 BB: 0 P: 6	R: 2 E: 0 K: 0 S: 4	H: 1 LOB: 0 BB: 1 P: 8	R: 1 E: 0 K: 1 S: 8	H: 3 LOB: 2 BB: 0 P: 8	R: 3 E: 0 K: 1 S: 8	H: 3 LOB: 0 BB: 0 P: 8	R: 0 E: 0 K: 0 S: 4	H: 1 LOB: 1 BB: 0 P: 4	R: 0 E: 0 K: 0 S: 4	H: 1 LOB: 2 BB: 1 P: 8

| | | | | | | | | | |

Batter	1	2	3	4	5	6	7	8	9	AB	R	H	RBI	BB	SO	LOB
Eddie Milner, L (1, 8) OBP: 0.331, SLG: 0.277	BBBB 4-0 2B BB	0-0 ③ 1-3			0-0 2B 1B		0-0 ① 1-3		0-0 ① F4	4	2	1	0	1	0	1
Max Venable, L (1, 7) OBP: 0.308, SLG: 0.458	0-0 1-H 2B		0-0 ① F8		0-0 ① F3		0-0 4-3 S 1B		SSS 0-3 ② K	3	0	1	1	0	0	1
Gary Redus, R (7, PH) OBP: 0.360, SLG: 0.414 (8, 7)										2	0	1	0	0	1	0
Pete Rose, S (1, 3) OBP: 0.399, SLG: 0.343	0-0 ① F8		0-0 ② 4-3		0-0 G3 1-H 2B		0-0 ② 4-3 1-3		0-0 ③ 1-3	5	0	1	1	0	0	2
Dave Parker, L (1, 9) OBP: 0.363, SLG: 0.526	0-0 ② F6		0-0 ③ F7		0-0 ② G3 2-3		0-0 ③ 6-3			4	0	0	0	0	0	3
Wayne Krenchicki, L (1, 5) OBP: 0.382, SLG: 0.429	0-0 ③ F9			0-0 ① 4-3	0-0 ③ 4-3			0-0 ① F8		3	0	0	0	0	0	2
Dave Concepcion, R (8, PH) OBP: 0.320, SLG: 0.371 (9, 6)										1	0	0	0	0	0	0
Alan Knicely, R (1, 2) OBP: 0.341, SLG: 0.438		0-0 1B 1B 1B		0-0 4-3 1B 2B		0-0 ① 6-3		0-0 ② F5		4	2	2	0	0	0	0
Ron Oester, S (1, 4) OBP: 0.337, SLG: 0.377		0-0 1-3 1B 1B		0-0 ② 4-3 2-3		0-0 5-3 2B		0-0 1B 2B		4	1	3	0	0	0	1
Tom Foley, L (1, 6) OBP: 0.213, SLG: 0.244		0-0 ① SH3-6-4 1-2 3-H 1B		0-0 3-H 1B		0-0 ② 5-3 2-3		0-0 2-H 1B		3	0	2	2	0	0	1
Nick Esasky, R (8, PH) OBP: 0.355, SLG: 0.413 (9, 5)										1	0	1	1	0	0	0
Joe Price, R (1, 1) Cesar Cedeno, R (6, PH) OBP: 0.306, SLG: 0.349 Jay Tibbs, R (7, 1) OBP: 0.139, SLG: 0.088 John Franco, L (7, 1) OBP: 0.333, SLG: 0.333 Tony Perez, R (8, PH) OBP: 0.388, SLG: 0.520 John Stuper, R (9, 1) OBP: 0.235, SLG: 0.071	0-0 ② SH3-6-4 1-2	SSS 0-3 ③ K			SSS 0-3 ③ K		0-0 ③ 5-3			1 1 0 0 1 0	0 0 0 0 0 0	0 0 0 0 0 0	0 0 0 0 0 0	1 1 0 0 0 0	1 1 0 0 1 0	1 1 0 0 0 0
Inning Stats	R: 1 H: 1 E: 0 LOB: 1 K: 0 BB: 1 S: 4 P: 8	R: 1 H: 3 E: 0 LOB: 1 K: 0 BB: 0 S: 5 P: 5	R: 0 H: 0 E: 0 LOB: 0 K: 0 BB: 0 S: 3 P: 3	R: 1 H: 2 E: 0 LOB: 1 K: 1 BB: 0 S: 7 P: 7	R: 1 H: 2 E: 0 LOB: 1 K: 0 BB: 0 S: 5 P: 5	R: 0 H: 1 E: 0 LOB: 1 K: 1 BB: 0 S: 6 P: 6	R: 0 H: 1 E: 0 LOB: 1 K: 0 BB: 0 S: 4 P: 4	R: 1 H: 2 E: 0 LOB: 0 K: 0 BB: 0 S: 5 P: 5	R: 0 H: 0 E: 0 LOB: 0 K: 1 BB: 0 S: 5 P: 5	1B: 7 SF: 0 2B: 5 SAC: 1 3B: 0 DP: 0 HR: 0 HBP: 0						

PITCHER		IP	WLS	BF	H	R	ER	SO	BB	IBB	HBP	BLK	WP	HR	S	P	ERA	WHIP
Ed Lynch, R ERA: 3.09	(1, 1)	6.0	W	27	9	4	4	2	1	0	0	0	0	0	30	34	6.00	1.667
Tom Gorman, L ERA: 4.7	(7, 1)	1.2		8	3	1	1	0	0	0	0	0	0	0	8	8	5.40	1.800
Terry Leach, R ERA: 1.54	(8, 1)	0.1		1	0	0	0	0	0	0	0	0	0	0	1	1	0.00	0.000
Jesse Orosco, L ERA: 3.63	(9, 1)	1.0	S	3	0	0	0	1	0	0	0	0	0	0	5	5	0.00	0.000

PITCHER	IP	WLS	BF	H	R	ER	SO	BB	IBB	HBP	BLK	WP	HR	S	P	ERA	WHIP

BOTTOM

New York Mets @ Cincinnati Reds

Riverfront Stadium, Cincinnati, OH

Mon Jul 08 1985, 7:05 PM EDT

Att. 20,391 - Unknown

livebaseballscorecards.com

AB	37
R	5
H	12
RBI	5
BB	1
SO	3
LOB	14

WP: 0 PA: 39
PB: 0
SB: 1
CS: 0

Batter	1	2	3	4	5	6	7	8	9	AB	R	H	RBI	BB	SO	LOB
Lenny Dykstra, L (1, 8) OBP: 0.356, SLG: 0.355	F8		F7		F8		6-3	5-3 1-2 2-3 3-H	FC6 1-2 3-H 1B	6	0	1	2	0	0	4
Wally Backman, S (1, 4) OBP: 0.326, SLG: 0.329	S 1B		BB 1-2 1B		F8		4-3	6-3	FC6 1-2f	6	0	2	0	0	0	5
Keith Hernandez, L (1, 3) OBP: 0.364, SLG: 0.404	K 1-2		1-2 2-3 BB		1-H HR			BB WP BB BB	1B 1B BB	2	3	1	2	3	1	1
Gary Carter, R (1, 2) OBP: 0.372, SLG: 0.429 Ronn Reynolds, R (9, 2) OBP: 0.316, SLG: 0.421	K		6-3		BB			BB BB 1-2 SF7 BB	BB 1-3 1B 1B	3 0	2 0	1 0	0 0	2 0	1 0	4 0
Darryl Strawberry, L (1, 9) OBP: 0.338, SLG: 0.427		CS BB		F9	K			SF7 BB 1-2 2-3 E BB	1B 1-2 1B BB	2	2	0	0	3	1	1
George Foster, R (1, 7) OBP: 0.320, SLG: 0.491		F8 1-2		HR		5-3		E E 1-2 2-3 3-H 5-3 BB	1B 1-3 2-H 3-H 1B 1B	4	3	2	4	1	0	1
Howard Johnson, S (1, 5) OBP: 0.264, SLG: 0.295		F9		K		F5		SF7 2-3 3-H	G5-4-3 1-3 3-H 1B	4	0	1	2	0	1	0
Rafael Santana, R (1, 6) OBP: 0.285, SLG: 0.296			BB 1B BB	K		F8		E9 5-3 E 1-2 3-H	G5-4-3 1-2f	4	0	0	0	1	1	3
Dwight Gooden, R (1, 1) OBP: 0.259, SLG: 0.184 Rusty Staub, L (9, PH) OBP: 0.367, SLG: 0.440 Jesse Orosco, R (9, 1) OBP: 0.500, SLG: 0.500			K		HR 1B		4-3	E1 5-3 1-2 2-3	1B BB	4 0 0	1 0 0	1 0 0	0 0 0	0 1 0	1 0 0	3 0 0
Inning Stats	R: 0 H: 1 E: 0 LOB: 1 K: 2 BB: 0 S: 8 P: 8	R: 0 H: 0 E: 0 LOB: 0 K: 0 BB: 1 S: 2 P: 6	R: 0 H: 1 E: 0 LOB: 3 K: 1 BB: 2 S: 6 P: 14	R: 1 H: 1 E: 0 LOB: 0 K: 2 BB: 0 S: 8 P: 8	R: 2 H: 2 E: 0 LOB: 1 K: 1 BB: 1 S: 7 P: 11	R: 0 H: 0 E: 0 LOB: 0 K: 0 BB: 0 S: 3 P: 3	R: 0 H: 0 E: 0 LOB: 0 K: 0 BB: 0 S: 3 P: 3	R: 4 H: 0 E: 2 LOB: 2 K: 0 BB: 4 S: 5 P: 21	R: 4 H: 4 E: 0 LOB: 2 K: 0 BB: 3 S: 6 P: 18	1B: 7 SF: 1 2B: 0 SAC: 0 3B: 0 DP: 1 HR: 2 HBP: 0						

PITCHER		IP	WLS	BF	H	R	ER	SO	BB	IBB	HBP	BLK	WP	HR	S	P	ERA	WHIP
Mario Soto, R ERA: 3.38	(1, 1)	7.0	L	32	5	6	5	6	7	0	0	0	1	2	37	65	6.43	1.714
Tom Hume, R ERA: 3.63	(8, 1)	1.0		6	0	1	0	0	1	0	0	0	0	0	5	9	0.00	1.000
John Stuper, R ERA: 5.5	(9, 1)	1.0		9	4	4	4	0	3	0	0	0	0	0	6	18	36.00	7.000

PITCHER	IP	WLS	BF	H	R	ER	SO	BB	IBB	HBP	BLK	WP	HR	S	P	ERA	WHIP

TOP

New York Mets @ Cincinnati Reds

Riverfront Stadium, Cincinnati, OH

Tue Jul 09 1985, 7:05 PM EDT

Att. 21,787 - Unknown

livebaseballscorecards.com

AB	35
R	11
H	9
RBI	10
BB	11
SO	6
LOB	22

1B: 7	SF: 1	WP: 1	PA: 47
2B: 0	SAC: 0	PB: 0	
3B: 0	DP: 1	SB: 1	
HR: 2	HBP: 0	CS: 1	

BOTTOM

New York Mets @ Cincinnati Reds

Riverfront Stadium, Cincinnati, OH

Tue Jul 09 1985, 7:05 PM EDT

Att. 21,787 - Unknown

Batter	1	2	3	4	5	6	7	8	9	AB	R	H	RBI	BB	SO	LOB
Eddie Milner, L (1, 8) OBP: 0.325, SLG: 0.271	K			5-3		1-3		3-1 2-3		4	0	0	0	0	1	1
Max Venable, L (1, 7) OBP: 0.333, SLG: 0.464	F8			6-3 1B			G3	1B 3-H		4	0	2	1	0	0	0
Pete Rose, S (1, 3) OBP: 0.397, SLG: 0.338	3-1			6-3 1-2			BB 1B	F5		3	0	0	0	1	0	2
Dave Parker, L (1, 9) OBP: 0.364, SLG: 0.524		4-3			BB		1-2 1B		F6	3	0	1	0	1	0	0
Wayne Krenchicki, L (1, 5) OBP: 0.370, SLG: 0.414		4-3			F8		F6		F9	4	0	0	0	0	0	3
Alan Knicely, R (1, 2) OBP: 0.333, SLG: 0.427		K			K		K		F8	4	0	0	0	0	3	3
Ron Oester, S (1, 4) OBP: 0.333, SLG: 0.372			3-1		F4			4-3		3	0	0	0	0	0	1
Tom Foley, L (1, 6) OBP: 0.217, SLG: 0.259			F8			1-3		2B 2B		3	1	1	0	0	0	0
Mario Soto, R (1, 1) OBP: 0.163, SLG: 0.188			F8			K		3-1 1B 2-H 2B		2	0	0	0	0	1	0
Tom Hume, R (8, 1)										0	0	0	0	0	0	0
Duane Walker, L (8, PH) OBP: 0.255, SLG: 0.378										1	1	1	1	0	0	0
John Stuper, R (9, 1) OBP: 0.235, SLG: 0.071										0	0	0	0	0	0	0
Inning Stats	R: 0 E: 0 K: 1 S: 5 H: 0 LOB: 0 BB: 0 P: 5	R: 0 E: 0 K: 1 S: 5 H: 0 LOB: 0 BB: 0 P: 5	R: 0 E: 0 K: 0 S: 3 H: 0 LOB: 0 BB: 0 P: 3	R: 0 E: 0 K: 0 S: 3 H: 1 LOB: 0 BB: 0 P: 3	R: 0 E: 0 K: 1 S: 5 H: 0 LOB: 1 BB: 1 P: 9	R: 0 E: 0 K: 1 S: 5 H: 0 LOB: 0 BB: 0 P: 5	R: 0 E: 0 K: 1 S: 6 H: 1 LOB: 2 BB: 1 P: 10	R: 2 E: 0 K: 0 S: 6 H: 3 LOB: 1 BB: 0 P: 6	R: 0 E: 0 K: 0 S: 3 H: 0 LOB: 0 BB: 0 P: 3	1B: 3 2B: 2 3B: 0 HR: 0	SF: 0 SAC: 0 DP: 0 HBP: 0						

	AB	31
	R	2
	H	5
	RBI	2
	BB	2
	SO	5
	LOB	10

WP: 0 PB: 0 SB: 0 CS: 0 PA: 33

livebaseballscorecards.com

PITCHER	IP	WLS	BF	H	R	ER	SO	BB	IBB	HBP	BLK	WP	HR	S	P	ERA	WHIP
Dwight Gooden, R (1, 1) ERA: 1.78	8.0	W	30	5	2	2	5	2	0	0	0	0	0	38	46	2.25	0.875
Jesse Orosco, L (9, 1) ERA: 3.54	1.0		3	0	0	0	0	0	0	0	0	0	0	3	3	0.00	0.000

PITCHER	IP	WLS	BF	H	R	ER	SO	BB	IBB	HBP	BLK	WP	HR	S	P	ERA	WHIP

New York Mets @ Cincinnati Reds

Riverfront Stadium, Cincinnati, OH

Wed Jul 10 1985, 7:05 PM EDT

Att. 18,958 - Unknown

TOP

livebaseballscorecards.com

Batter	1	2	3	4	5	6	7	8	9	AB	R	H	RBI	BB	SO	LOB
Lenny Dykstra, L (1, 8) OBP: 0.359, SLG: 0.348	F8		BB HBP	1-2 2-H 3-H 1B		G3			G3	4	0	1	1	0	0	0
Kelvin Chapman, R (1, 4) OBP: 0.238, SLG: 0.205	F5		F6		2B 1B		F9			4	1	1	0	0	0	1
Keith Hernandez, L (1, 3) OBP: 0.369, SLG: 0.410	FC4 1B		BBBB 1-2 BB		1-H 2B		3-1			3	0	2	1	1	0	0
Gary Carter, R (1, 2) OBP: 0.367, SLG: 0.423	FC4 1-2f		F7		F3		F5			4	0	0	0	0	0	4
George Foster, R (1, 7) OBP: 0.319, SLG: 0.487		F4		1B 1B 1B 1B	F4			6-3		4	1	1	0	0	0	1
Darryl Strawberry, L (1, 9) OBP: 0.348, SLG: 0.429		BBBB FC6-4 BB		1-2 1B 1B 1B	BBBB BB			F8		2	0	1	0	2	0	0
Howard Johnson, S (1, 5) OBP: 0.263, SLG: 0.294		F6		F4	F8			CS 1B		4	0	1	0	0	0	5
Rafael Santana, R (1, 6) OBP: 0.284, SLG: 0.295		FC6-4 1-2f		1-2 2-3 1B 1B		F8		CS 1-2	6-3	4	0	1	0	0	0	1
Rick Aguilera, R (1, 1) OBP: 0.273, SLG: 0.300			6-3	F4		6-3			F7	4	0	0	0	0	0	3

	AB	33
	R	2
	H	8
	RBI	2
	BB	3
	SO	0
	LOB	15

Inning Stats	1	2	3	4	5	6	7	8	9	1B: 7	SF: 0	WP: 0	PA: 38
R	0	0	0	1	1	0	0	0	0	2B: 1	SAC: 0	PB: 0	
E	0	0	0	0	0	0	0	0	0	3B: 0	DP: 0	SB: 0	
K	0	0	0	0	0	0	0	0	0	HR: 0	HBP: 1	CS: 1	
S	4	3	3	6	5	3	3	3	3				
H	1	0	0	4	2	0	0	1	0				
LOB	1	1	2	2	2	0	0	0	0				
BB	0	1	1	0	1	0	0	0	0				
P	4	7	8	6	9	3	3	3	3				

PITCHER		IP	WLS	BF	H	R	ER	SO	BB	IBB	HBP	BLK	WP	HR	S	P	ERA	WHIP
Tom Browning, L ERA: 3.64	(1, 1)	7.0	L	31	7	2	2	0	3	0	1	0	0	0	27	40	2.57	1.429
John Franco, L ERA: 1.96	(8, 1)	2.0		6	1	0	0	0	0	0	0	0	0	0	6	6	0.00	0.500

PITCHER	IP	WLS	BF	H	R	ER	SO	BB	IBB	HBP	BLK	WP	HR	S	P	ERA	WHIP

Batter	1	2	3	4	5	6	7	8	9	AB	R	H	RBI	BB	SO	LOB
Eddie Milner, L (1, 8) OBP: 0.320, SLG: 0.266	G3		F4		F8			F3		4	0	0	0	0	0	1
Max Venable, L (1, 7) OBP: 0.324, SLG: 0.438	G3 1B		F7		FC6-4 CS 1-2f			4-3		4	0	1	0	0	0	1
Pete Rose, S (1, 3) OBP: 0.391, SLG: 0.332	G3 1-2		F8		CS 1-2	F8		1-3		4	0	0	0	0	0	1
Dave Parker, L (1, 9) OBP: 0.363, SLG: 0.530	F8			HR		K			F5	4	1	1	1	0	1	1
Wayne Krenchicki, L (1, 5) OBP: 0.381, SLG: 0.442		FC3-6 2B		G3 2B		1B			F9	4	0	3	0	0	0	0
Alan Knicely, R (1, 2) OBP: 0.331, SLG: 0.418		FC3-6 HBP		F8		F7			K	3	0	0	0	0	1	2
Ron Oester, S (1, 4) OBP: 0.330, SLG: 0.367		F3		G3 2-3			K			3	0	0	0	0	1	3
Tom Foley, L (1, 6) OBP: 0.209, SLG: 0.250		FC3-6 1-2f 2-3		G3			G3			3	0	0	0	0	0	3
Tom Browning, L (1, 1) OBP: 0.205, SLG: 0.194		F6			FC6-4 1B		F9			2	0	1	0	0	0	2
Dave Concepcion, R (7, PH) OBP: 0.319, SLG: 0.370										1	0	0	0	0	0	0
John Franco, L (8, 1) OBP: 0.333, SLG: 0.333										0	0	0	0	0	0	0
Inning Stats	R: 0 E: 0 K: 0 S: 4 H: 1 LOB: 1 BB: 0 P: 4	R: 0 E: 0 K: 0 S: 4 H: 1 LOB: 2 BB: 0 P: 5	R: 0 E: 0 K: 0 S: 3 H: 0 LOB: 0 BB: 0 P: 3	R: 1 E: 0 K: 0 S: 5 H: 2 LOB: 1 BB: 0 P: 5	R: 0 E: 0 K: 0 S: 3 H: 1 LOB: 0 BB: 0 P: 3	R: 0 E: 0 K: 1 S: 6 H: 1 LOB: 1 BB: 0 P: 6	R: 0 E: 0 K: 1 S: 5 H: 0 LOB: 0 BB: 0 P: 5	R: 0 E: 0 K: 0 S: 3 H: 0 LOB: 0 BB: 0 P: 3	R: 0 E: 0 K: 1 S: 5 H: 0 LOB: 0 BB: 0 P: 5	1B: 3 2B: 2 3B: 0 HR: 1	SF: 0 SAC: 0 DP: 0 HBP: 1			WP: 0 PB: 0 SB: 0 CS: 1	PA: 34		

PITCHER	IP	WLS	BF	H	R	ER	SO	BB	IBB	HBP	BLK	WP	HR	S	P	ERA	WHIP
Rick Aguilera, R (1, 1) ERA: 2.3	9.0	W	33	6	1	1	3	0	0	1	0	0	1	38	39	1.00	0.667

PITCHER	IP	WLS	BF	H	R	ER	SO	BB	IBB	HBP	BLK	WP	HR	S	P	ERA	WHIP

BOTTOM

New York Mets @ Cincinnati Reds

Riverfront Stadium, Cincinnati, OH

Wed Jul 10 1985, 7:05 PM EDT

Att. 18,958 - Unknown

livebaseballscorecards.com

AB	32
R	1
H	6
RBI	1
BB	0
SO	3
LOB	14

Batter	1	2	3	4	5	6	7	8	9	10	11	12	AB	R	H	RBI	BB	SO	LOB
Lenny Dykstra, L (1, 8) OBP: 0.345, SLG: 0.333	K	4-3		4-3			E8 FC SF7	3-1			1B		6	1	1	0	0	1	4
Wally Backman, S (1, 4) OBP: 0.322, SLG: 0.324	F8	F7	6-3 1B				K		K		4-3		6	0	1	0	0	2	2
Keith Hernandez, L (1, 3) OBP: 0.368, SLG: 0.407	E1		WP BB BB		6-3 1-2		FC 1B 2-3		1-3			G6-3 1B	5	1	1	0	1	0	2
Darryl Strawberry, L (1, 9) OBP: 0.341, SLG: 0.416	F8		WP 1-2 BB		K		SF7 3-H		K			G6-3 1-2f	4	0	0	1	1	2	3
Gary Carter, R (1, 2) OBP: 0.370, SLG: 0.422		WP 2B 1B 1B	G4-6-3 1-2 2-3 BB		K		1B 2-H			L6		F6	5	1	2	1	1	1	1
Tom Gorman, L (12, 1)													0	0	0	0	0	0	0
Danny Heep, L (1, 7) OBP: 0.318, SLG: 0.398			G4-6-3 1-2f			K	K			4-3			4	0	1	0	0	2	4
Roger McDowell, R (7, 1) OBP: 0.167, SLG: 0.091		2B WP 1-2 1B											0	0	0	0	0	0	0
Rusty Staub, L (10, PH) OBP: 0.355, SLG: 0.423													1	0	0	0	0	0	0
Jesse Orosco, R (10, 1) OBP: 0.500, SLG: 0.500													0	0	0	0	0	0	0
Ronn Reynolds, R (12, 2) OBP: 0.316, SLG: 0.421													0	0	0	0	0	0	0
Howard Johnson, S (1, 5) OBP: 0.271, SLG: 0.307		1-3 2-H 2B		4-3 1B		1B		F7		F8			5	0	3	1	0	0	0
Rafael Santana, R (1, 6) OBP: 0.283, SLG: 0.294		K2-3		4-3 1-2		K		1B			F7		5	0	1	0	0	2	4
Sid Fernandez, L (1, 1) OBP: 0.160, SLG: 0.160		K		K		K		K			F7		3	0	0	0	0	3	4
George Foster, R (7, 7) OBP: 0.316, SLG: 0.483													2	0	0	0	0	1	1
Inning Stats	R: 0 E: 1 K: 1 S: 6 H: 0 LOB: 1 BB: 0 P: 6	R: 1 E: 0 K: 2 S: 10 H: 3 LOB: 2 BB: 0 P: 10	R: 0 E: 0 K: 0 S: 2 H: 0 LOB: 2 BB: 3 P: 14	R: 0 E: 0 K: 1 S: 6 H: 1 LOB: 1 BB: 0 P: 6	R: 0 E: 0 K: 2 S: 8 H: 1 LOB: 1 BB: 0 P: 8	R: 0 E: 0 K: 3 S: 10 H: 1 LOB: 1 BB: 0 P: 10	R: 2 E: 1 K: 2 S: 10 H: 1 LOB: 1 BB: 0 P: 10	R: 0 E: 0 K: 1 S: 6 H: 1 LOB: 1 BB: 0 P: 6	R: 0 E: 0 K: 2 S: 7 H: 0 LOB: 0 BB: 0 P: 7	R: 0 E: 0 K: 0 S: 3 H: 0 LOB: 0 BB: 0 P: 3	R: 0 E: 0 K: 0 S: 4 H: 1 LOB: 1 BB: 0 P: 4	R: 0 E: 0 K: 0 S: 3 H: 1 LOB: 0 BB: 0 P: 3	1B: 9 2B: 1 3B: 0 HR: 0	SF: 1 SAC: 0 DP: 2 HBP: 0	WP: 2 PB: 0 SB: 0 CS: 0	PA: 50			

PITCHER		IP	WLS	BF	H	R	ER	SO	BB	IBB	HBP	BLK	WP	HR	S	P	ERA	WHIP
Nolan Ryan, R ERA: 3.55	(1, 1)	7.0		33	7	3	1	11	3	0	0	0	2	0	52	64	1.29	1.429
Jeff Calhoun, L ERA: 2.35	(8, 1)	2.0		7	1	0	0	3	0	0	0	0	0	0	13	13	0.00	0.500
Dave Smith, R ERA: 1.44	(10, 1)	3.0	W	10	2	0	0	0	0	0	0	0	0	0	10	10	0.00	0.667

PITCHER	IP	WLS	BF	H	R	ER	SO	BB	IBB	HBP	BLK	WP	HR	S	P	ERA	WHIP

New York Mets @ Houston Astros

Astrodome, Houston, TX

Thu Jul 11 1985, 8:05 PM EDT

Att. 20,921 - Unknown

TOP

livebaseballscorecards.com

AB	46
R	3
H	10
RBI	3
BB	3
SO	14
LOB	25

New York Mets @ Houston Astros

Astrodome, Houston, TX

Thu Jul 11 1985, 8:05 PM EDT

Att. 20,921 - Unknown

livebaseballscorecards.com

BOTTOM

Batter	1	2	3	4	5	6	7	8	9	10	11	12	AB	R	H	RBI	BB	SO	LOB
Bill Doran, S (1, 4) OBP: 0.358, SLG: 0.413	G3 2B		2B		1-3 1B 2-H		1B			5-3		1B 2-H	6	0	5	2	0	0	0
Ty Gainey, L (1, 8) OBP: 0.244, SLG: 0.162	G3 2-3		K		1-3 1-2		6-3			1-3			5	0	0	0	0	1	4
Phil Garner, R (1, 5) OBP: 0.296, SLG: 0.366	F8			1B 1B G3	5-3			BB 3		F8			4	1	1	0	1	0	2
Jose Cruz, L (1, 7) OBP: 0.342, SLG: 0.427	K			G3 1-2		K		3 1-2f			F9		5	0	0	0	0	2	3
Kevin Bass, S (1, 9) OBP: 0.279, SLG: 0.409		K		F7		HR		5-3			1B S		5	1	2	1	0	1	1
Glenn Davis, R (1, 3) OBP: 0.289, SLG: 0.333		F7		1B 2-H		F7			6-3		K		5	0	1	1	0	1	1
Mark Bailey, S (1, 2) OBP: 0.368, SLG: 0.389		F8		K		K			K		K 1-2		5	0	0	0	0	4	2
Dickie Thon, R (1, 6) OBP: 0.242, SLG: 0.269			F7	1B S 1B			6-3		1B			SH1-3 1B 1B	5	2	3	0	0	0	0
Nolan Ryan, R (1, 1) OBP: 0.095, SLG: 0.050			1-3		K 1-2		K		F8			SH1-3 1-2	2	0	0	0	0	1	1
Denny Walling, L (7, PH) OBP: 0.307, SLG: 0.382													1	0	0	0	0	1	0
Jeff Calhoun, L (8, 1)													0	0	0	0	0	0	0
Terry Puhl, L (9, PH) OBP: 0.350, SLG: 0.422													1	0	0	0	0	0	1
Dave Smith, R (10, 1)													0	0	0	0	0	0	0
Inning Stats	R: 0 E: 0 K: 1 S: 6 H: 1 LOB: 1 BB: 0 P: 6	R: 0 E: 0 K: 1 S: 5 H: 0 LOB: 0 BB: 0 P: 5	R: 0 E: 0 K: 1 S: 6 H: 1 LOB: 1 BB: 0 P: 6	R: 1 E: 0 K: 1 S: 7 H: 2 LOB: 1 BB: 0 P: 7	R: 1 E: 0 K: 1 S: 7 H: 2 LOB: 1 BB: 0 P: 7	R: 1 E: 0 K: 2 S: 8 H: 1 LOB: 0 BB: 0 P: 8	R: 0 E: 0 K: 1 S: 6 H: 1 LOB: 1 BB: 0 P: 6	R: 0 E: 0 K: 0 S: 2 H: 0 LOB: 0 BB: 1 P: 6	R: 0 E: 0 K: 1 S: 6 H: 1 LOB: 1 BB: 0 P: 6	R: 0 E: 0 K: 0 S: 3 H: 0 LOB: 0 BB: 0 P: 3	R: 0 E: 0 K: 2 S: 8 H: 1 LOB: 1 BB: 0 P: 8	R: 1 E: 0 K: 0 S: 3 H: 2 LOB: 1 BB: 0 P: 3	1B: 9 2B: 3 3B: 0 HR: 1	SF: 0 SAC: 1 DP: 1 HBP: 0					

AB	44
R	4
H	12
RBI	4
BB	1
SO	11
LOB	15

WP: 0 PB: 0 SB: 2 CS: 0 PA: 46

PITCHER		IP	WLS	BF	H	R	ER	SO	BB	IBB	HBP	BLK	WP	HR	S	P	ERA	WHIP
Sid Fernandez, L ERA: 2.53	(1, 1)	6.0		25	7	3	3	7	0	0	0	0	0	1	39	39	4.50	1.167
Roger McDowell, R ERA: 2.84	(7, 1)	3.0		11	2	0	0	2	1	0	0	0	0	0	14	18	0.00	1.000
Jesse Orosco, L ERA: 3.38	(10, 1)	2.0		7	1	0	0	2	0	0	0	0	0	0	11	11	0.00	0.500
Tom Gorman, L ERA: 4.89	(12, 1)	0.1	L	3	2	1	1	0	0	0	0	0	0	0	3	3	27.00	6.000

PITCHER	IP	WLS	BF	H	R	ER	SO	BB	IBB	HBP	BLK	WP	HR	S	P	ERA	WHIP

Batter	1	2	3	4	5	6	7	8	9	10	AB	R	H	RBI	BB	SO	LOB
Lenny Dykstra, L (1, 8) OBP: 0.344, SLG: 0.338	SSS 0-3 ① K		x 0-0 ① 1-3		x 0-0 ① PB SF8 2B	BBB 4-0 BB		x 0-0 ③ 4-3		x 0-0 ③ F9	5	1	1	0	1	1	2
Wally Backman, S (1, 4) OBP: 0.328, SLG: 0.326	BBB 4-0 6-3 S BB		x 0-0 1B 1B		x 0-0 ① SF8 2-H	BBB 4-0 1-2 2-3 BB			x 0-0 ① 2-3		2	0	1	1	2	0	0
Keith Hernandez, L (1, 3) OBP: 0.368, SLG: 0.407	x 0-0 ② 6-3 1-3		x 0-0 1-2 1B		x 0-0 BB 1B	x 0-0 ③ F5			x 0-0 ② 6-3		5	0	2	0	0	0	4
Gary Carter, R (1, 2) OBP: 0.364, SLG: 0.415	x 0-0 ③ 5-3		x 0-0 ② F7		x 0-0 ② L5		x 0-0 ① F9		SSS 0-3 ③ K		5	0	0	0	0	1	4
Darryl Strawberry, L (1, 9) OBP: 0.355, SLG: 0.439		x 0-0 HR	x 0-0 ③ 3-1		BBB 4-0 1-2 BB		BBB 4-0 E S BB			BBB 4-0 CS BB	2	1	1	1	3	0	2
George Foster, R (1, 7) OBP: 0.310, SLG: 0.472		x 0-0 ① 5-3		x 0-0 ① F3	SSS 0-3 ③ K		SSS 0-3 ② K 1-3			SSS 0-3 ①② K 1-2	5	0	0	0	0	3	4
Howard Johnson, S (1, 5) OBP: 0.279, SLG: 0.320		x 0-0 1B		x 0-0 1B		x 0-0 ① F5	x 0-0 ③ F2			x 0-0 1B 2B	5	1	3	0	0	0	1
Rafael Santana, R (1, 6) OBP: 0.285, SLG: 0.296		x 0-0 ② F8		SSS 0-3 ② K		x 0-0 BB SH1-4 1B		x 0-0 ① F7		x 0-0 2-H 1B	5	0	2	1	0	1	2
Ron Darling, R (1, 1) OBP: 0.184, SLG: 0.229		x 0-0 ③ L4		x 0-0 ③ F9		x 0-0 ② SH1-4 1-2		x 0-0 ② F2		4-0 IBB	3	0	0	0	0	0	2
Rusty Staub, L (10, PH) OBP: 0.375, SLG: 0.423											0	0	0	0	1	0	0
Roger McDowell, R (10, 1) OBP: 0.167, SLG: 0.091											0	0	0	0	0	0	0
Inning Stats	R: 0 E: 0 K: 1 S: 5 H: 0 LOB: 1 BB: 1 P: 9	R: 1 E: 0 K: 0 S: 5 H: 2 LOB: 1 BB: 0 P: 5	R: 0 E: 0 K: 0 S: 5 H: 2 LOB: 2 BB: 0 P: 5	R: 0 E: 0 K: 1 S: 6 H: 1 LOB: 1 BB: 0 P: 6	R: 1 E: 0 K: 1 S: 7 H: 2 LOB: 2 BB: 1 P: 11	R: 0 E: 0 K: 0 S: 4 H: 1 LOB: 3 BB: 2 P: 12	R: 0 E: 0 K: 1 S: 5 H: 0 LOB: 1 BB: 1 P: 9	R: 0 E: 0 K: 0 S: 3 H: 0 LOB: 0 BB: 0 P: 3	R: 0 E: 0 K: 1 S: 5 H: 0 LOB: 0 BB: 0 P: 5	R: 1 E: 0 K: 1 S: 6 H: 2 LOB: 2 BB: 2 P: 14	1B: 7 2B: 2 3B: 0 HR: 1 SF: 1 SAC: 1 DP: 0 HBP: 0						

PITCHER	IP	WLS	BF	H	R	ER	SO	BB	IBB	HBP	BLK	WP	HR	S	P	ERA	WHIP
Joe Niekro, R (1, 1) ERA: 2.93	7.0		34	8	2	2	4	5	0	0	0	0	1	37	57	2.57	1.857
Frank DiPino, L (8, 1) ERA: 3.83	2.0		6	0	0	0	1	0	0	0	0	0	0	8	8	0.00	0.000
Ron Mathis, R (10, 1) ERA: 4.5	1.0	L	6	2	1	1	1	1	1	0	0	0	0	6	14	9.00	3.000

PITCHER	IP	WLS	BF	H	R	ER	SO	BB	IBB	HBP	BLK	WP	HR	S	P	ERA	WHIP

TOP

New York Mets @ Houston Astros

Astrodome, Houston, TX

Fri Jul 12 1985, 8:05 PM EDT

Att. 21,035 - Unknown

livebaseballscorecards.com

AB	37
R	3
H	10
RBI	3
BB	7
SO	6
LOB	21

WP: 0	PA: 46							
PB: 1								
SB: 2								
CS: 1								

Batter	1	2	3	4	5	6	7	8	9	10	AB	R	H	RBI	BB	SO	LOB
Bill Doran, S (1, 4) OBP: 0.362, SLG: 0.414	K2-4 1B		BBBB 4-0 FC4-6 BB		0-0 1-2 1B		0-0 ③ FC6-4 1-2f		0-0 ③ F4		4	0	2	0	1	0	3
Craig Reynolds, L (1, 6) OBP: 0.315, SLG: 0.402	SSS 0-3 ① ② K2-4 1-2f	0-0 ② FC4-6 1-2f 2-3 3-H		0-0 ③ F9				0-0 ① F9		0-0 ① G3	5	0	0	1	0	1	5
Terry Puhl, L (1, 9) OBP: 0.344, SLG: 0.415 Chris Jones, L (7, 8) OBP: 0.250, SLG: 0.100	0-0 ③ F8	0-0 ③ L5				0-0 ① F8		SSS 0-3 ② K		0-0 ② L3	3 2	0 0	0 0	0 0	0 0	0 1	2 0
Jose Cruz, L (1, 7) OBP: 0.340, SLG: 0.421		0-0 ① 4-3		SSS 0-3 ① K		0-0 ② 4-3		BBBB 4-0 FC6 BB		0-0 ③ 4-3	4	0	0	0	1	1	0
Kevin Bass, S (1, 8) (7, 9) OBP: 0.278, SLG: 0.406		0-0 ② F8		0-0 G5-4-3 1B		0-0 ③ F9		0-0 ③ FC6 1-2f			4	0	1	0	0	0	1
Denny Walling, L (1, 5) OBP: 0.306, SLG: 0.379		0-0 ③ F9		0-0 ② ③ G5-4-3 1-2f			0-0 SH3-4 1B		0-0 ① 4-3		4	0	1	0	0	0	1
Glenn Davis, R (1, 3) OBP: 0.291, SLG: 0.325			BBBB 4-0 2B FC4-6 BB		SSS 0-3 ① K		0-0 ① SH3-4 1-2		0-0 ② 1-3		2	1	0	0	1	1	0
Alan Ashby, S (1, 2) OBP: 0.392, SLG: 0.474			0-0 FC4-6 1-3 2B		0-0 FC3-6 1B		BBBB 4-0 FC6-4 BB		0-0 HR		3	1	3	1	1	0	0
Joe Niekro, R (1, 1) OBP: 0.209, SLG: 0.238 Jerry Mumphrey, S (7, PH) OBP: 0.325, SLG: 0.394 Frank DiPino, L (8, 1) OBP: 0.333, SLG: 0.333 Harry Spilman, L (9, PH) OBP: 0.212, SLG: 0.245 Ty Gainey, L (9, PR) OBP: 0.244, SLG: 0.162 Ron Mathis, R (10, 1) OBP: 0.133, SLG: 0.071		0-0 ① F7		0-0 ② FC3-6 1B 1-2f			0-0 ② F7		BBBB 4-0 BB		2 1 0 0 0 0	0 0 0 0 0 0	0 0 0 0 0 0	0 0 0 0 0 0	0 0 0 1 0 0	0 0 0 0 0 0	3 2 0 0 0 0
Inning Stats	R: 0 H: 1 E: 0 LOB: 0 K: 1 BB: 0 S: 5 P: 5	R: 0 H: 0 E: 0 LOB: 0 K: 0 BB: 0 S: 3 P: 3	R: 1 H: 1 E: 0 LOB: 2 K: 0 BB: 2 S: 4 P: 12	R: 0 H: 1 E: 0 LOB: 0 K: 1 BB: 0 S: 5 P: 5	R: 0 H: 2 E: 0 LOB: 2 K: 1 BB: 0 S: 7 P: 7	R: 0 H: 0 E: 0 LOB: 0 K: 0 BB: 0 S: 3 P: 3	R: 0 H: 1 E: 0 LOB: 2 K: 0 BB: 1 S: 4 P: 8	R: 0 H: 0 E: 0 LOB: 1 K: 1 BB: 1 S: 5 P: 9	R: 1 H: 1 E: 0 LOB: 1 K: 0 BB: 1 S: 4 P: 8	R: 0 H: 0 E: 0 LOB: 0 K: 0 BB: 0 S: 3 P: 3	1B: 5 2B: 2 3B: 0 HR: 1	SF: 0 SAC: 1 DP: 2 HBP: 0					

PITCHER	IP	WLS	BF	H	R	ER	SO	BB	IBB	HBP	BLK	WP	HR	S	P	ERA	WHIP
Ron Darling, R (1, 1) ERA: 2.52	9.0	W	37	7	2	2	4	5	0	0	0	0	1	40	60	2.00	1.333
Roger McDowell, R (10, 1) ERA: 2.8	1.0	S	3	0	0	0	0	0	0	0	0	0	0	3	3	0.00	0.000

PITCHER	IP	WLS	BF	H	R	ER	SO	BB	IBB	HBP	BLK	WP	HR	S	P	ERA	WHIP

BOTTOM

New York Mets @ Houston Astros

Astrodome, Houston, TX

Fri Jul 12 1985, 8:05 PM EDT
Att. 21,035 - Unknown

livebaseballscorecards.com

AB	34
R	2
H	7
RBI	2
BB	5
SO	4
LOB	17

WP: 0 PA: 40
PB: 0
SB: 0
CS: 0

Batter	1	2	3	4	5	6	7	8	9	AB	R	H	RBI	BB	SO	LOB
Lenny Dykstra, L (1, 8) OBP: 0.347, SLG: 0.341	x 0-0 CS 1B		x 0-0 ② G3 2-3		x 0-0 BB PB 1B 1B	x 0-0 ② F8	x 0-0 ③ F7			5	1	2	0	0	0	3
Wally Backman, S (1, 4) OBP: 0.329, SLG: 0.325	x 0-0 ① L8		x 0-0 S E 3-H 1B		B B B B 4-0 1B BB 1-2 2B BB	S S S 0-3 ③ K		x 0-0 E4 G3-6-3		4	2	1	1	1	1	1
Keith Hernandez, L (1, 3) OBP: 0.374, SLG: 0.412	B B B B 4-0 ② CS 1-2 BB		x 0-0 E8 1-H 1B		B B B B 4-0 1B 1-2 2-3 2B BB		x 0-0 ① ② 1B 2B	x 0-0 ① ② G3-6-3 1-2f		3	2	2	1	2	0	1
Gary Carter, R (1, 2) OBP: 0.363, SLG: 0.413 Ron Darling, R (7, PR) OBP: 0.184, SLG: 0.229 Ronn Reynolds, R (7, 2) OBP: 0.300, SLG: 0.400	0-0 ③ CS 1-2	x 0-0 ① F7	x 0-0 ③ F4		S S S 0-3 ① K	x 0-0 S S S 1B 1B 2-H 1B	x 0-0 S S S K			4 0 1	0 1 0	1 0 0	1 0 0	0 0 0	1 0 1	4 0 0
Darryl Strawberry, L (1, 9) OBP: 0.356, SLG: 0.438		S S S 0-3 ② K		x 0-0 ① 2-3	x 0-0 2B 1-2 2-3 3-H 1B	x 0-0 F8 1B 1B 2-3 1B			S S S 0-3 ① K	5	2	2	1	0	2	0
George Foster, R (1, 7) OBP: 0.320, SLG: 0.488		x 0-0 1B		x 0-0 2B 2B	x 0-0 4-3 1-H 2-H 3-H 2B	x 0-0 1B 1-2 3-H 1B			x 0-0 ② F7	5	1	4	4	0	0	0
Howard Johnson, S (1, 5) OBP: 0.277, SLG: 0.322		x 0-0 ③ F2		x 0-0 2-H 2B	x 0-0 ② 4-3 2-3	x 0-0 ① F8 2-3			x 0-0 ③ F7	5	0	1	1	0	0	4
Rafael Santana, R (1, 6) OBP: 0.288, SLG: 0.296			B B B B 4-0 G3 SH3-4 1B BB	S S S 0-3 ② K	x 0-0 ③ 6-3		x 0-0 WP 1-3 3-H 1B			3	1	1	1	1	1	2
Ed Lynch, R (1, 1) OBP: 0.162, SLG: 0.088			x 0-0 ① SH3-4 1-2	S S S 0-3 ③ K		S S S 0-3 ① K	x 0-0 ② 4-3 1-2			3	0	0	0	0	2	4
Inning Stats	R: 0 H: 1 E: 0 LOB: 0 K: 0 BB: 1 S: 2 P: 6	R: 0 H: 1 E: 0 LOB: 1 K: 1 BB: 0 S: 6 P: 6	R: 2 H: 2 E: 1 LOB: 1 K: 0 BB: 1 S: 5 P: 9	R: 1 H: 2 E: 0 LOB: 1 K: 2 BB: 0 S: 9 P: 9	R: 4 H: 3 E: 0 LOB: 1 K: 1 BB: 2 S: 8 P: 16	R: 0 H: 0 E: 0 LOB: 0 K: 2 BB: 0 S: 7 P: 7	R: 3 H: 5 E: 0 LOB: 2 K: 0 BB: 0 S: 8 P: 8	R: 0 H: 0 E: 1 LOB: 0 K: 1 BB: 0 S: 5 P: 5	R: 0 H: 0 E: 0 LOB: 0 K: 1 BB: 0 S: 5 P: 5						

TOP

New York Mets @ Houston Astros

Astrodome, Houston, TX

Sat Jul 13 1985, 8:05 PM EDT

Att. 23,234 - Unknown

livebaseballscorecards.com

AB	38
R	10
H	14
RBI	10
BB	4
SO	8
LOB	19

1B: 10	SF: 0
2B: 4	SAC: 1
3B: 0	DP: 1
HR: 0	HBP: 0

WP: 1	PA: 44
PB: 1	
SB: 1	
CS: 2	

PITCHER		IP	WLS	BF	H	R	ER	SO	BB	IBB	HBP	BLK	WP	HR	S	P	ERA	WHIP
Mark Knudson, R ERA: 9.0	(1, 1)	4.0	L	19	7	4	4	3	2	0	0	0	0	0	23	31	9.00	2.250
Mike Madden, L ERA: 8.31	(5, 1)	0.1		5	2	3	3	1	2	0	0	0	0	0	5	13	81.00	12.000
Ron Mathis, R ERA: 4.79	(5, 1)	2.0		11	5	3	3	2	0	0	0	0	0	0	15	15	13.50	2.500
Jeff Calhoun, L ERA: 2.16	(7, 1)	2.2		8	0	0	0	2	0	0	0	0	1	0	12	12	0.00	0.000

PITCHER	IP	WLS	BF	H	R	ER	SO	BB	IBB	HBP	BLK	WP	HR	S	P	ERA	WHIP

New York Mets @ Houston Astros

Astrodome, Houston, TX

Sat Jul 13 1985, 8:05 PM EDT

Att. 23,234 - Unknown

BOTTOM

Batter	1	2	3	4	5	6	7	8	9	AB	R	H	RBI	BB	SO	LOB
Bill Doran, S (1, 4) OBP: 0.358, SLG: 0.409	F2	4-3			4-3		F9			4	0	0	0	0	0	5
Craig Reynolds, L (1, 6) OBP: 0.310, SLG: 0.394	4-3		3-1		F8			F7		4	0	0	0	0	0	0
Terry Puhl, L (1, 9) OBP: 0.342, SLG: 0.411	K		F9			F8		G3 1B		4	0	1	0	0	1	0
Jose Cruz, L (1, 7) OBP: 0.342, SLG: 0.420		FC1-4 1B 1B	BB			4-3		G3 1-2		3	1	1	0	1	0	1
Kevin Bass, S (1, 8) OBP: 0.279, SLG: 0.405		1-2 FC1-4 1B	G3			L3		BB		3	0	1	0	0	0	1
Jeff Calhoun, L (7, 1)										0	0	0	0	1	0	0
Denny Walling, L (1, 5) OBP: 0.302, SLG: 0.373	F7			L8			1-3	F8		4	0	0	0	0	0	4
Glenn Davis, R (1, 3) OBP: 0.289, SLG: 0.321	FC1-4 BB 1B 1-2f 2-3			6-3			1B		F9	4	0	1	0	0	0	2
Alan Ashby, S (1, 2) OBP: 0.394, SLG: 0.475	BB 1-2 3-H			4-3			K		F9	2	0	1	1	0	0	0
Ron Mathis, R (5, 1) OBP: 0.133, SLG: 0.071										0	0	0	0	0	0	0
Chris Jones, L (7, 8) OBP: 0.214, SLG: 0.083										2	0	0	0	1	1	0
Mark Knudson, R (1, 1)		BB 1-2 2-3			F7		1B 1-2		F9	0	0	0	0	1	0	0
Mike Madden, L (5, 1)										0	0	0	0	0	0	0
Mark Bailey, S (5, 2) OBP: 0.367, SLG: 0.388										3	0	1	0	0	0	0

Inning Stats	1	2	3	4	5	6	7	8	9
	R: 0 H: 0 E: 0 LOB: 0 K: 1 BB: 0 S: 5 P: 5	R: 1 H: 3 E: 0 LOB: 3 K: 0 BB: 1 S: 6 P: 10	R: 0 H: 0 E: 0 LOB: 1 K: 0 BB: 1 S: 3 P: 7	R: 0 H: 0 E: 0 LOB: 0 K: 0 BB: 0 S: 3 P: 3	R: 0 H: 0 E: 0 LOB: 0 K: 0 BB: 0 S: 3 P: 3	R: 0 H: 0 E: 0 LOB: 0 K: 0 BB: 0 S: 3 P: 3	R: 0 H: 2 E: 0 LOB: 2 K: 1 BB: 0 S: 7 P: 7	R: 0 H: 1 E: 0 LOB: 2 K: 0 BB: 1 S: 4 P: 8	R: 0 H: 0 E: 0 LOB: 0 K: 0 BB: 0 S: 3 P: 3

PITCHER	IP	WLS	BF	H	R	ER	SO	BB	IBB	HBP	BLK	WP	HR	S	P	ERA	WHIP
Ed Lynch, R (1, 1) ERA: 2.95	9.0	W	36	6	1	1	2	3	0	0	0	0	0	37	49	1.00	1.000

PITCHER	IP	WLS	BF	H	R	ER	SO	BB	IBB	HBP	BLK	WP	HR	S	P	ERA	WHIP

livebaseballscorecards.com

AB	33
R	1
H	6
RBI	1
BB	3
SO	2
LOB	14

1B: 6	SF: 0	WP: 0	PA: 36
2B: 0	SAC: 0	PB: 0	
3B: 0	DP: 0	SB: 0	
HR: 0	HBP: 0	CS: 0	

Batter	1	2	3	4	5	6	7	8	9	AB	R	H	RBI	BB	SO	LOB
Lenny Dykstra, L (1, 8) OBP: 0.343, SLG: 0.337	SSS 0-3 ① K		x 0-0 E1		SSS 0-3 ③ K			x 0-0 1-2 FC5-4 1B		4	0	1	0	0	2	1
Kelvin Chapman, R (1, 4) OBP: 0.238, SLG: 0.200	x 0-0 E5 1B		x 0-0 ③ F7			BBBB 4-0 CS BB		x 0-0 ②③ FC5-4 1-2f 2-H		3	0	0	0	1	0	2
Keith Hernandez, L (1, 3) OBP: 0.376, SLG: 0.413	x 0-0 ② 1-3 1B			x 0-0 1B		x 0-0 ①② 4-3 1-2			x 0-0 ① 3-1	4	0	2	0	0	0	1
George Foster, R (1, 7) OBP: 0.315, SLG: 0.480	x 0-0 ③ F9			x 0-0 ① F9		x 0-0 ③ F9			x 0-0 ② F9	4	0	0	0	0	0	2
John Christensen, R (1, 9) OBP: 0.315, SLG: 0.333 Darryl Strawberry, L (9, 9) OBP: 0.356, SLG: 0.438		x 0-0 ① F7		x 0-0 ② F8			SSS 0-3 ① K		SSS 0-3 ③ K	4 0	0 0	0 0	0 0	0 0	2 0	1 0
Howard Johnson, S (1, 5) OBP: 0.274, SLG: 0.317		x 0-0 ② F5		x 0-0 ③ F9			x 0-0 ② L5			3	0	0	0	0	0	1
Rafael Santana, R (1, 6) OBP: 0.288, SLG: 0.296		x 0-0 ③ F6			x 0-0 SH1-4 1B		x 0-0 ③ 5-3			3	0	1	0	0	0	0
Ronn Reynolds, R (1, 2) OBP: 0.304, SLG: 0.391			SSS 0-3 ① K		SSS 0-3 ① K			x 0-0 1B E 1B		3	1	1	0	0	2	1
Dwight Gooden, R (1, 1) OBP: 0.250, SLG: 0.176			SSS 0-3 ② K		x 0-0 ② SH1-4 1-2			SSS 0-3 ① K		2	0	0	0	0	2	1
Inning Stats	R: 0 H: 1 E: 1 LOB: 1 K: 1 BB: 0 S: 6 P: 6	R: 0 H: 0 E: 0 LOB: 0 K: 0 BB: 0 S: 3 P: 3	R: 0 H: 0 E: 1 LOB: 0 K: 2 BB: 0 S: 8 P: 8	R: 0 H: 1 E: 0 LOB: 1 K: 0 BB: 0 S: 4 P: 4	R: 0 H: 1 E: 0 LOB: 1 K: 2 BB: 0 S: 8 P: 8	R: 0 H: 0 E: 0 LOB: 0 K: 0 BB: 1 S: 2 P: 6	R: 0 H: 0 E: 0 LOB: 0 K: 1 BB: 0 S: 5 P: 5	R: 1 H: 2 E: 1 LOB: 2 K: 1 BB: 0 S: 6 P: 6	R: 0 H: 0 E: 0 LOB: 0 K: 1 BB: 0 S: 5 P: 5	1B: 5 SF: 0 2B: 0 SAC: 1 3B: 0 DP: 0 HR: 0 HBP: 0						

PITCHER		IP	WLS	BF	H	R	ER	SO	BB	IBB	HBP	BLK	WP	HR	S	P	ERA	WHIP
Bob Knepper, L ERA: 3.38	(1, 1)	8.0	L	29	5	1	0	7	1	0	0	0	0	0	42	46	0.00	0.750
Mike Scott, R ERA: 2.76	(9, 1)	1.0		3	0	0	0	1	0	0	0	0	0	0	5	5	0.00	0.000

PITCHER	IP	WLS	BF	H	R	ER	SO	BB	IBB	HBP	BLK	WP	HR	S	P	ERA	WHIP

TOP

New York Mets @ Houston Astros

Astrodome, Houston, TX

Sun Jul 14 1985, 8:05 PM EDT

Att. 15,117 - Unknown

livebaseballscorecards.com

AB	30
R	1
H	5
RBI	0
BB	1
SO	8
LOB	10

1B: 5	SF: 0	WP: 0	PA: 32
2B: 0	SAC: 1	PB: 0	
3B: 0	DP: 0	SB: 0	
HR: 0	HBP: 0	CS: 1	

BOTTOM

New York Mets @ Houston Astros

Astrodome, Houston, TX

Sun Jul 14 1985, 8:05 PM EDT

Att. 15,117 - Unknown

Batter	1	2	3	4	5	6	7	8	9	AB	R	H	RBI	BB	SO	LOB
Bill Doran, S (1, 4) OBP: 0.362, SLG: 0.416	G3 S 1B		1B			PB G1-2-3 2B		K ②		4	0	3	0	0	1	0
Craig Reynolds, L (1, 6) OBP: 0.304, SLG: 0.387	K2-3 ① 1-2		F4 ③			K BB 2-3		K ③		4	0	0	0	0	3	3
Terry Puhl, L (1, 9) OBP: 0.339, SLG: 0.406 Jerry Mumphrey, S (6, 9) OBP: 0.326, SLG: 0.395 Ty Gainey, L (9, PR) OBP: 0.244, SLG: 0.162	G3 ② 2-3			K ①		K ①			G4-6-3 1B	2 2 0	0 0 0	0 1 0	0 0 0	0 0 0	1 1 0	1 2 0
Jose Cruz, L (1, 7) OBP: 0.341, SLG: 0.416	3-1 ③			K ②		BB 1-2			G4-6-3 ①② 1-2f	3	0	0	0	1	1	2
Kevin Bass, S (1, 8) OBP: 0.275, SLG: 0.399		5-3 ①		6-3 ③		G1-2-3 ②③ 3-Hf			K ③	4	0	0	0	0	1	4
Denny Walling, L (1, 5) OBP: 0.306, SLG: 0.374		F8 ②			8-6-5 HBP 1B		BB G4-6-3			2	0	1	0	1	0	0
Glenn Davis, R (1, 3) OBP: 0.290, SLG: 0.314		4-3 ③			HBP 1-2		F9 ①			2	0	0	0	0	0	1
Alan Ashby, S (1, 2) OBP: 0.387, SLG: 0.465			G3 ①		8-6-5 ①② 2-3f		G4-6-3 ②③ 1-2f			3	0	0	0	0	0	3
Bob Knepper, L (1, 1) OBP: 0.140, SLG: 0.214 Chris Jones, L (8, PH) OBP: 0.200, SLG: 0.077 Mike Scott, R (9, 1) OBP: 0.205, SLG: 0.176			K ②		K ③			K ①		2 1 0	0 0 0	0 0 0	0 0 0	0 0 0	2 1 0	1 0 0
Inning Stats	R: 0 H: 1 E: 0 LOB: 1 K: 1 BB: 0 S: 6 P: 6	R: 0 H: 0 E: 0 LOB: 0 K: 0 BB: 0 S: 3 P: 3	R: 0 H: 1 E: 0 LOB: 1 K: 1 BB: 0 S: 6 P: 6	R: 0 H: 0 E: 0 LOB: 0 K: 2 BB: 0 S: 7 P: 7	R: 0 H: 1 E: 0 LOB: 1 K: 1 BB: 0 S: 5 P: 6	R: 0 H: 1 E: 0 LOB: 2 K: 2 BB: 1 S: 8 P: 12	R: 0 H: 0 E: 0 LOB: 0 K: 0 BB: 1 S: 2 P: 6	R: 0 H: 0 E: 0 LOB: 0 K: 3 BB: 0 S: 9 P: 9	R: 0 H: 1 E: 0 LOB: 1 K: 1 BB: 0 S: 5 P: 5	1B: 4 SF: 0 2B: 2 SAC: 0 3B: 0 DP: 4 HR: 0 HBP: 1						

livebaseballscorecards.com

AB	29
R	0
H	5
RBI	0
BB	2
SO	11
LOB	17

WP: 0 PB: 1 SB: 1 CS: 0 PA: 32

PITCHER	IP	WLS	BF	H	R	ER	SO	BB	IBB	HBP	BLK	WP	HR	S	P	ERA	WHIP
Dwight Gooden, R (1, 1) ERA: 1.68	9.0	W	32	5	0	0	11	2	0	1	0	0	0	51	60	0.00	0.778

PITCHER	IP	WLS	BF	H	R	ER	SO	BB	IBB	HBP	BLK	WP	HR	S	P	ERA	WHIP

Atlanta Braves @ New York Mets

Shea Stadium, Flushing, NY

Thu Jul 18 1985, 7:05 PM EDT

Att. 30,496 - Unknown

TOP

livebaseballscorecards.com

Batter	1	2	3	4	5	6	7	8	9	AB	R	H	RBI	BB	SO	LOB
Claudell Washington, L (1, 9) OBP: 0.336, SLG: 0.461	4-3 2B 2B	SF8 2-3 3-H		4-3		FC4-6 1-2 1B		4-3		4	1	2	1	0	0	1
Rafael Ramirez, R (1, 6) OBP: 0.310, SLG: 0.382 Chris Chambliss, L (6, PH) OBP: 0.294, SLG: 0.308 Rick Camp, R (6, 1) OBP: 0.300, SLG: 0.556 Milt Thompson, L (9, PH) OBP: 0.310, SLG: 0.414	4-3 2-3 BBBB	 1-2 BB			E5 2B	FC4-6 1-2f			HR 1B	2 1 0 1	0 0 0 1	0 0 0 1	0 0 0 1	1 0 0 0	0 0 0 0	1 2 0 0
Dale Murphy, R (1, 8) OBP: 0.383, SLG: 0.562	1B 3-H 2B	F6			E 1-H 2B		5-3		K SSS	5	2	2	1	0	1	4
Bob Horner, R (1, 3) OBP: 0.333, SLG: 0.543	K SSS	E5			F3		1B 1B		 1-H HR	5	1	2	2	0	1	2
Terry Harper, R (1, 7) OBP: 0.334, SLG: 0.400	CS 2-H 1B	F8			E5 3-H		G4-6-3 1-2 1B		WP 1B	5	0	3	1	0	0	1
Ken Oberkfell, L (1, 5) OBP: 0.359, SLG: 0.380	CS 1-2	FC3-6 HBP SF8 BB			F8		G4-6-3 1-2f		K SSS	4	1	0	0	1	1	5
Glenn Hubbard, R (1, 4) OBP: 0.323, SLG: 0.311		 1-2 FC3-6 HBP	5-3			F7		F9	F4 1-2	4	0	0	0	0	0	2
Rick Cerone, R (1, 2) OBP: 0.276, SLG: 0.287		FC3-6 E BB 1-2f 2-3		B3-6-4 1B		6-3		4-3		4	0	1	0	0	0	2
Rick Mahler, R (1, 1) OBP: 0.250, SLG: 0.232 Gerald Perry, L (6, PH) OBP: 0.273, SLG: 0.229 Paul Zuvella, R (6, 6) OBP: 0.259, SLG: 0.234		 1-2 BB		B3-6-4 1-2f		1B BB		 BB		1 0 0	0 0 0	0 0 0	0 0 0	1 1 1	0 0 0	1 0 0
Inning Stats	R: 2 E: 0 K: 1 S: 7 H: 3 LOB: 0 BB: 0 P: 7	R: 1 E: 1 K: 0 S: 3 H: 0 LOB: 3 BB: 3 P: 16	R: 0 E: 1 K: 0 S: 4 H: 0 LOB: 1 BB: 0 P: 4	R: 0 E: 0 K: 0 S: 3 H: 1 LOB: 0 BB: 0 P: 3	R: 1 E: 2 K: 0 S: 5 H: 1 LOB: 1 BB: 0 P: 5	R: 0 E: 0 K: 0 S: 4 H: 1 LOB: 2 BB: 1 P: 8	R: 0 E: 0 K: 0 S: 4 H: 2 LOB: 1 BB: 0 P: 4	R: 0 E: 0 K: 0 S: 3 H: 0 LOB: 1 BB: 1 P: 7	R: 2 E: 0 K: 2 S: 10 H: 3 LOB: 1 BB: 0 P: 10	1B: 7 2B: 3 3B: 0 HR: 1 SF: 1 SAC: 0 DP: 2 HBP: 1						

	AB	36
	R	6
	H	11
	RBI	5
	BB	5
	SO	3
	LOB	21

WP: 1 PB: 0 SB: 0 CS: 1 PA: 44

PITCHER	IP	WLS	BF	H	R	ER	SO	BB	IBB	HBP	BLK	WP	HR	S	P	ERA	WHIP
Ron Darling, R (1, 1) ERA: 2.62	5.0	W	24	5	4	3	1	3	0	1	0	0	0	22	35	5.40	1.600
Roger McDowell, R (6, 1) ERA: 2.93	3.1		17	6	2	2	1	2	0	0	0	0	1	17	25	5.40	2.400
Jesse Orosco, L (9, 1) ERA: 3.32	0.2	S	2	0	0	0	1	0	0	0	0	1	0	4	4	0.00	0.000

PITCHER	IP	WLS	BF	H	R	ER	SO	BB	IBB	HBP	BLK	WP	HR	S	P	ERA	WHIP

Atlanta Braves @ New York Mets

Shea Stadium, Flushing, NY

Thu Jul 18 1985, 7:05 PM EDT

Att. 30,496 - Unknown

BOTTOM

livebaseballscorecards.com

Batter	1	2	3	4	5	6	7	8	9	AB	R	H	RBI	BB	SO	LOB
Lenny Dykstra, L (1, 8) OBP: 0.327, SLG: 0.322	E6 1B SF7		F4		SF9 3-H	6-3 2-3		3-1		4	1	0	1	0	0	2
Wally Backman, S (1, 4) OBP: 0.335, SLG: 0.330	CS 1-3 1B		1-2 1B		BB 1-2 1B	4-3		4-3		5	1	3	0	0	0	1
Keith Hernandez, L (1, 3) OBP: 0.374, SLG: 0.411	SF7 3-H		F6		BBBB BB 1B E 1-2 2-3 BB		4-3			2	1	0	1	1	0	2
Darryl Strawberry, L (1, 9) OBP: 0.360, SLG: 0.446	SSS K			SSS K	BB E 1-2 2-H 3-H 1B		6-3 1B 2B			4	2	2	2	0	2	1
George Foster, R (1, 7) OBP: 0.314, SLG: 0.474	CS 1-2	F7		SSS K	BBBB E 1-2 2-3 BB		6-3 2-3			3	0	0	0	1	1	1
Howard Johnson, S (1, 5) OBP: 0.273, SLG: 0.316		3-1	6-3	E5 1-2 2-H 3-H			E 3-H 1B			4	0	1	1	0	0	1
Rafael Santana, R (1, 6) OBP: 0.284, SLG: 0.292		5-3		E6 FC1-6 1B SF9 F6			E5 1-2			4	1	0	0	0	0	3
Ronn Reynolds, R (1, 2) OBP: 0.333, SLG: 0.385			6-3		FC1-6 1-2 1B	6-3 SH3-4 HBP	F8			3	0	1	0	0	0	2
Ron Darling, R (1, 1) OBP: 0.196, SLG: 0.240 Roger McDowell, R (6, 1) OBP: 0.154, SLG: 0.083 Jesse Orosco, R (9, 1) OBP: 0.500, SLG: 0.500			1B 1B		FC1-6 BB 1B 1B 1-2f 2-3	SH3-4 1-2		F8		2 1 0	1 0 0	1 0 0	0 0 0	0 0 0	0 0 0	2 0 0
Inning Stats	R: 1 E: 1 K: 1 S: 6 H: 1 LOB: 0 BB: 0 P: 6	R: 0 E: 0 K: 0 S: 3 H: 0 LOB: 0 BB: 0 P: 3	R: 0 E: 0 K: 0 S: 5 H: 2 LOB: 2 BB: 0 P: 5	R: 0 E: 0 K: 2 S: 7 H: 0 LOB: 0 BB: 0 P: 7	R: 5 E: 2 K: 0 S: 8 H: 3 LOB: 2 BB: 2 P: 16	R: 0 E: 0 K: 0 S: 3 H: 0 LOB: 1 BB: 0 P: 4	R: 1 E: 1 K: 0 S: 6 H: 2 LOB: 2 BB: 0 P: 6	R: 0 E: 0 K: 0 S: 3 H: 0 LOB: 0 BB: 0 P: 3		1B: 7 2B: 1 3B: 0 HR: 0 SF: 2 SAC: 1 DP: 0 HBP: 1						

	AB	32
	R	7
	H	8
	RBI	5
	BB	2
	SO	3
	LOB	15

WP: 0 PB: 0 SB: 0 CS: 1 PA: 39

PITCHER		IP	WLS	BF	H	R	ER	SO	BB	IBB	HBP	BLK	WP	HR	S	P	ERA	WHIP
Rick Mahler, R ERA: 3.17	(1, 1)	5.0	L	25	6	6	0	3	2	0	0	0	0	0	29	37	0.00	1.600
Rick Camp, R ERA: 3.25	(6, 1)	3.0		13	2	1	1	0	0	0	1	0	0	0	12	13	3.00	0.667

PITCHER	IP	WLS	BF	H	R	ER	SO	BB	IBB	HBP	BLK	WP	HR	S	P	ERA	WHIP

Atlanta Braves @ New York Mets

Shea Stadium, Flushing, NY

Fri Jul 19 1985, 7:05 PM EDT

Att. 36,572 - Unknown

TOP

livebaseballscorecards.com

Batter	1	2	3	4	5	6	7	8	9	AB	R	H	RBI	BB	SO	LOB
Claudell Washington, L (1, 9) OBP: 0.331, SLG: 0.453	F6		K			4-3		F8		4	0	0	0	0	1	1
Glenn Hubbard, R (1, 4) OBP: 0.330, SLG: 0.323	CS 1B			2B		F7			G3-6-3 1B	4	0	3	0	0	0	0
Dale Murphy, R (1, 8) OBP: 0.382, SLG: 0.557	K 1-2			K			BB 1B 1B		G3-6-3 1-2f	3	1	0	0	1	2	3
Bob Horner, R (1, 3) OBP: 0.336, SLG: 0.543		G5-4-3 1B		5-3			1-3 1B		F7	4	0	2	0	0	0	1
Terry Harper, R (1, 7) OBP: 0.334, SLG: 0.399		G5-4-3 1-2f		K			1-2 3-H G5-4-3 1B			3	0	1	1	0	1	2
Ken Oberkfell, L (1, 5) OBP: 0.355, SLG: 0.375		K			F7		K			3	0	0	0	0	2	2
Rick Cerone, R (1, 2) OBP: 0.277, SLG: 0.288			FC6-4 1B		F7		G5-4-3 1-2f			3	0	1	0	0	0	2
Paul Zuvella, R (1, 6) OBP: 0.250, SLG: 0.225			FC6-4 SH3-4 1-2f		4-3			1-3		3	0	0	0	0	0	1
Zane Smith, L (1, 1) OBP: 0.125, SLG: 0.125						5-3		1-3		2	0	0	0	0	0	0
Bruce Sutter, R (8, 1)			SH3-4 1-2							0	0	0	0	0	0	0
Inning Stats	R: 0 E: 0 K: 1 S: 5 H: 1 LOB: 1 BB: 0 P: 5	R: 0 E: 0 K: 1 S: 5 H: 1 LOB: 0 BB: 0 P: 5	R: 0 E: 0 K: 1 S: 6 H: 1 LOB: 1 BB: 0 P: 6	R: 0 E: 0 K: 2 S: 8 H: 1 LOB: 1 BB: 0 P: 8	R: 0 E: 0 K: 0 S: 3 H: 0 LOB: 0 BB: 0 P: 3	R: 0 E: 0 K: 0 S: 3 H: 0 LOB: 0 BB: 0 P: 3	R: 1 E: 0 K: 1 S: 6 H: 2 LOB: 1 BB: 1 P: 10	R: 0 E: 0 K: 0 S: 3 H: 0 LOB: 0 BB: 0 P: 3	R: 0 E: 0 K: 0 S: 3 H: 1 LOB: 0 BB: 0 P: 3	1B: 6 2B: 2 3B: 0 HR: 0	SF: 0 SAC: 1 DP: 4 HBP: 0						

	AB	29
	R	1
	H	7
	RBI	1
	BB	1
	SO	6
	LOB	12

WP: 0 PB: 0 SB: 0 CS: 1 PA: 31

PITCHER		IP	WLS	BF	H	R	ER	SO	BB	IBB	HBP	BLK	WP	HR	S	P	ERA	WHIP
Rick Aguilera, R ERA: 2.06	(1, 1)	8.0	L	28	6	1	1	6	1	0	0	0	0	0	39	43	1.12	0.875
Terry Leach, R ERA: 1.42	(9, 1)	1.0		3	1	0	0	0	0	0	0	0	0	0	3	3	0.00	1.000

PITCHER		IP	WLS	BF	H	R	ER	SO	BB	IBB	HBP	BLK	WP	HR	S	P	ERA	WHIP

Atlanta Braves @ New York Mets

Shea Stadium, Flushing, NY

Fri Jul 19 1985, 7:05 PM EDT

Att. 36,572 - Unknown

BOTTOM

Batter	1	2	3	4	5	6	7	8	9	AB	R	H	RBI	BB	SO	LOB
Kelvin Chapman, R (1, 4) OBP: 0.233, SLG: 0.196	6-3		F9			F6		4-3		3	0	0	0	0	0	1
Rusty Staub, L (8, PH) OBP: 0.364, SLG: 0.407										1	0	0	0	0	0	2
Terry Leach, R (9, 1)										0	0	0	0	0	0	0
Rafael Santana, R (1, 6) OBP: 0.281, SLG: 0.288	F4		5-3			F9			F7	4	0	0	0	0	0	1
Keith Hernandez, L (1, 3) OBP: 0.376, SLG: 0.410	K			6-3			FC6-4 1B		1B BB	3	0	1	0	1	1	0
Gary Carter, R (1, 2) OBP: 0.362, SLG: 0.411		1B BB		4-3			FC6-4 1-2f		F7	4	0	1	0	0	0	2
George Foster, R (1, 7) OBP: 0.317, SLG: 0.472		G4-6-3 1-2 BB		K			F4		FC4-6 1-2 1B	3	0	1	0	1	1	1
Darryl Strawberry, L (1, 8) OBP: 0.352, SLG: 0.434		F7			F6		G3		FC4-6 1-2f	4	0	0	0	0	0	5
(9, 9)																
Tom Paciorek, R (1, 9) OBP: 0.294, SLG: 0.264		G4-6-3 1-2f			6-3			4-3 1B		3	0	1	0	0	0	2
Lenny Dykstra, L (8, PR) OBP: 0.327, SLG: 0.322										0	0	0	0	0	0	0
(9, 8)																
Howard Johnson, S (1, 5) OBP: 0.274, SLG: 0.313			SH1-4 BB		6-3			K		2	0	0	0	1	1	1
Rick Aguilera, R (1, 1) OBP: 0.250, SLG: 0.273			SH1-4 1-2			F8		4-3 1-2		1	0	0	0	0	0	0
Ray Knight, R (8, PH) OBP: 0.244, SLG: 0.323										0	0	0	0	0	0	0
Danny Heep, L (8, PH) OBP: 0.316, SLG: 0.396										1	0	0	0	0	0	1
Wally Backman, S (9, 4) OBP: 0.335, SLG: 0.330										0	0	0	0	0	0	0
Inning Stats	R: 0 E: 0 K: 1 S: 5 H: 0 LOB: 0 BB: 0 P: 5	R: 0 E: 0 K: 0 S: 3 H: 1 LOB: 1 BB: 1 P: 7	R: 0 E: 0 K: 0 S: 3 H: 0 LOB: 1 BB: 1 P: 7	R: 0 E: 0 K: 1 S: 5 H: 0 LOB: 0 BB: 0 P: 5	R: 0 E: 0 K: 0 S: 3 H: 0 LOB: 0 BB: 0 P: 3	R: 0 E: 0 K: 0 S: 3 H: 0 LOB: 0 BB: 0 P: 3	R: 0 E: 0 K: 0 S: 4 H: 1 LOB: 1 BB: 0 P: 4	R: 0 E: 0 K: 1 S: 6 H: 1 LOB: 2 BB: 0 P: 6	R: 0 E: 0 K: 0 S: 4 H: 1 LOB: 2 BB: 1 P: 8	1B: 4 2B: 0 3B: 0 HR: 0 SF: 0 SAC: 1 DP: 1 HBP: 0						

PITCHER		IP	WLS	BF	H	R	ER	SO	BB	IBB	HBP	BLK	WP	HR	S	P	ERA	WHIP
Zane Smith, L ERA: 2.98	(1, 1)	7.1	W	26	3	0	0	3	2	0	0	0	0	0	30	38	0.00	0.682
Bruce Sutter, R ERA: 3.41	(8, 1)	1.2	S	7	1	0	0	0	1	0	0	0	0	0	6	10	0.00	1.200

PITCHER	IP	WLS	BF	H	R	ER	SO	BB	IBB	HBP	BLK	WP	HR	S	P	ERA	WHIP

AB	29
R	0
H	4
RBI	0
BB	3
SO	3
LOB	16

WP: 0 PA: 33
PB: 0
SB: 0
CS: 0

livebaseballscorecards.com

Atlanta Braves @ New York Mets

Shea Stadium, Flushing, NY

Sat Jul 20 1985, 3:33 AM EDT

Att. 35,650 - Unknown

TOP

livebaseballscorecards.com

Batter	1	2	3	4	5	6	7	8	9	AB	R	H	RBI	BB	SO	LOB
Claudell Washington, L (1, 9) OBP: 0.332, SLG: 0.452	S 1B		3-1			1-3		2B G3 1B 1-2	K	5	1	2	0	0	1	2
Glenn Hubbard, R (1, 4) OBP: 0.332, SLG: 0.343	F1 1-2			HR		6-3		G3 2B 1-3 2-H		4	1	2	2	0	0	1
Dale Murphy, R (1, 8) OBP: 0.379, SLG: 0.552	K			6-3			5-3	G3 2-3 3-H		3	0	0	0	0	1	1
Gene Garber, R (7, 1) OBP: 0.250, SLG: 0.250										1	0	0	1	0	0	1
Bob Horner, R (1, 5) OBP: 0.336, SLG: 0.538	K			6-3			6-3 1B HBP	FC6-4 BB		2	0	0	0	0	1	1
Paul Runge, R (7, PR) OBP: 0.320, SLG: 0.105										0	1	0	0	1	0	0
(7, 5)																
Terry Harper, R (1, 7) OBP: 0.330, SLG: 0.393		F9		6-3			6-3 1-2	FC6-4 1-2f		4	0	0	0	0	0	3
Chris Chambliss, L (1, 3) OBP: 0.293, SLG: 0.306		F8			F8		1B 2-H		F8	4	0	1	1	0	0	0
Bruce Benedict, R (1, 2) OBP: 0.339, SLG: 0.250		F4			4-3		5-3		1B BB	3	0	0	0	1	0	1
Paul Zuvella, R (1, 6) OBP: 0.239, SLG: 0.214			6-3		K			5-3	F9	4	0	0	0	0	1	1
Steve Bedrosian, R (1, 1) OBP: 0.077, SLG: 0.077			4-3			K		1B 2B 1B	1B	1	0	0	0	0	0	0
Len Barker, R (4, 1)										0	0	0	0	0	0	0
Jeff Dedmon, L (4, 1) OBP: 0.167, SLG: 0.167										1	0	0	0	0	1	0
Milt Thompson, L (7, 8) OBP: 0.355, SLG: 0.452										2	1	2	0	0	0	0
Inning Stats	R: 0 E: 0 K: 2 S: 8 H: 1 LOB: 1 BB: 0 P: 8	R: 0 E: 0 K: 0 S: 3 H: 0 LOB: 0 BB: 0 P: 3	R: 0 E: 0 K: 0 S: 3 H: 0 LOB: 0 BB: 0 P: 3	R: 1 E: 0 K: 0 S: 4 H: 1 LOB: 0 BB: 0 P: 4	R: 0 E: 0 K: 1 S: 5 H: 0 LOB: 0 BB: 0 P: 5	R: 0 E: 0 K: 1 S: 5 H: 0 LOB: 0 BB: 0 P: 5	R: 1 E: 0 K: 0 S: 4 H: 1 LOB: 1 BB: 0 P: 5	R: 2 E: 0 K: 0 S: 6 H: 3 LOB: 2 BB: 1 P: 10	R: 0 E: 0 K: 1 S: 6 H: 1 LOB: 2 BB: 1 P: 10	1B: 5 2B: 1 3B: 0 HR: 1 SF: 0 SAC: 0 DP: 0 HBP: 1	WP: 0 PB: 0 SB: 1 CS: 0 PA: 37					

	AB	34
	R	4
	H	7
	RBI	4
	BB	2
	SO	5
	LOB	11

PITCHER		IP	WLS	BF	H	R	ER	SO	BB	IBB	HBP	BLK	WP	HR	S	P	ERA	WHIP
Dwight Gooden, R ERA: 1.67	(1, 1)	6.0	W	20	2	1	1	4	0	0	0	0	0	1	28	28	1.50	0.333
Doug Sisk, R ERA: 6.17	(7, 1)	3.0		17	5	3	3	1	2	0	1	0	0	0	16	25	9.00	2.333

PITCHER	IP	WLS	BF	H	R	ER	SO	BB	IBB	HBP	BLK	WP	HR	S	P	ERA	WHIP

Atlanta Braves @ New York Mets

Shea Stadium, Flushing, NY

Sat Jul 20 1985, 3:33 AM EDT

Att. 35,650 - Unknown

BOTTOM

Batter	1	2	3	4	5	6	7	8	9	AB	R	H	RBI	BB	SO	LOB
Lenny Dykstra, L (1, 8) OBP: 0.345, SLG: 0.337	BBBB 4-0 SH S HR BB	0-0 1B 1B		0-0 ① FC3-6 1-2f 1B 1B	0-0 3-1 2B 1B	0-0 ② 3-1 1-2 2-3 3-H		0-0 3-H 1B		5	3	3	2	1	0	3
Wally Backman, S (1, 4) OBP: 0.332, SLG: 0.328	0-0 SH S HR 1-3	0-0 1-2 1B		0-0 ② F7	0-0 ② 3-1 1-2	0-0 ③ G3		0-0 ③ F8		5	1	1	0	0	0	5
Keith Hernandez, L (1, 3) OBP: 0.377, SLG: 0.414 Tom Paciorek, R (7, 3) OBP: 0.292, SLG: 0.262	SSS 0-3 ① K 1-2	0-0 ③ F7		0-0 1B HR 1-H 1B	0-0 2-H 2B	SSS 0-3 ① K				4 1	1 0	2 0	2 0	0 0	1 1	4 0
Gary Carter, R (1, 2) OBP: 0.363, SLG: 0.410 Clint Hurdle, L (6, 2) OBP: 0.362, SLG: 0.490	BBBB 4-0 HR BB	0-0 ① F4		0-0 1-2 HR 1B	0-0 ③ F8		0-0 HR			3 1	2 1	1 1	0 1	1 0	0 0	1 0
Darryl Strawberry, L (1, 9) OBP: 0.358, SLG: 0.490	0-0 1-H 2-H 3-H HR	0-0 ② F7		0-0 1-H 2-H HR		0-0 1B 3B	0-0 ② 4-3			5	3	3	7	0	0	0
Danny Heep, L (1, 7) OBP: 0.318, SLG: 0.411	0-0 ② F6	0-0 HR 1B		0-0 HR		0-0 ① G3	0-0 ③ F9			5	2	2	1	0	0	1
Howard Johnson, S (1, 5) OBP: 0.285, SLG: 0.340	0-0 ③ F9	0-0 1-H HR		0-0 1B		BBBB 4-0 BB 1B 3-1 BB		0-0 6-3 1B 2B		4	3	3	2	1	0	0
Rafael Santana, R (1, 6) OBP: 0.279, SLG: 0.287	0-0 ① F4	0-0 ③ 6-3		0-0 ③ 2-3		0-0 3-1 BB 1-2 3-H 1B		0-0 ① F7		5	0	1	1	0	0	2
Dwight Gooden, R (1, 1) OBP: 0.254, SLG: 0.185 Rusty Staub, L (6, PH) OBP: 0.382, SLG: 0.407 Doug Sisk, R (7, 1)	0-0 ② F9			0-0 FC3-6 1B	0-0 ① 6-3	BBBB 4-0 3-1 1-2 2-3 BB		0-0 ② 6-3 2-3		3 0 1	0 0 0	1 0 0	0 0 0	0 1 0	0 0 0	0 0 1
Inning Stats	R: 4 E: 1 K: 1 S: 7 H: 1 LOB: 0 BB: 2 P: 15	R: 0 E: 0 K: 0 S: 5 H: 2 LOB: 2 BB: 0 P: 5	R: 2 E: 0 K: 0 S: 5 H: 2 LOB: 0 BB: 0 P: 5	R: 5 E: 0 K: 0 S: 9 H: 6 LOB: 1 BB: 0 P: 9	R: 1 E: 0 K: 0 S: 5 H: 2 LOB: 1 BB: 0 P: 5	R: 2 E: 0 K: 0 S: 5 H: 2 LOB: 2 BB: 2 P: 13	R: 1 E: 0 K: 1 S: 6 H: 1 LOB: 0 BB: 0 P: 6	R: 1 E: 0 K: 0 S: 5 H: 2 LOB: 1 BB: 0 P: 5		1B: 10 2B: 2 3B: 1 HR: 5 SF: 0 SAC: 1 DP: 0 HBP: 0					WP: 0 PB: 0 SB: 2 CS: 0 PA: 47	

livebaseballscorecards.com

AB	42
R	16
H	18
RBI	16
BB	4
SO	2
LOB	17

PITCHER		IP	WLS	BF	H	R	ER	SO	BB	IBB	HBP	BLK	WP	HR	S	P	ERA	WHIP
Steve Bedrosian, R ERA: 3.16	(1, 1)	3.0	L	17	5	6	5	1	2	0	0	0	0	2	17	25	15.00	2.333
Len Barker, R ERA: 5.29	(4, 1)	0.2		7	5	5	5	0	0	0	0	0	0	2	7	7	67.50	7.500
Jeff Dedmon, R ERA: 3.09	(4, 1)	2.1		14	5	3	3	0	2	0	0	0	0	0	12	20	11.57	3.000
Gene Garber, R ERA: 4.34	(7, 1)	2.0		9	3	2	2	1	0	0	0	0	0	1	11	11	9.00	1.500

PITCHER	IP	WLS	BF	H	R	ER	SO	BB	IBB	HBP	BLK	WP	HR	S	P	ERA	WHIP

Atlanta Braves @ New York Mets

Shea Stadium, Flushing, NY

Sun Jul 21 1985, 3:33 AM EDT

Att. 50,876 - Unknown

TOP

livebaseballscorecards.com

Batter	1	2	3	4	5	6	7	8	9	AB	R	H	RBI	BB	SO	LOB
Claudell Washington, L (1, 9) OBP: 0.337, SLG: 0.474	4-3		G6-4-3, 1B		F5		1B, 3B	2-H, HR		5	2	3	2	0	0	1
Glenn Hubbard, R (1, 4) OBP: 0.333, SLG: 0.349	S, 6-3, 2B		G6-4-3, 1-2f			F6	HR, 1B, 3-H	E6		5	2	2	1	0	0	1
Dale Murphy, R (1, 8) OBP: 0.377, SLG: 0.555	6-3, 2-H			F3		HR	F9	6-3		5	1	1	2	0	0	2
Bob Horner, R (1, 5) OBP: 0.340, SLG: 0.543	5-3			6-3		BB, SF8, 2B	1-2, HR, 1B		FC6-4, 1B	5	2	3	0	0	0	0
Terry Harper, R (1, 7) OBP: 0.334, SLG: 0.408		FC2-6, 1B		1B		E5, SF8, BB	1-H, 2-H, HR		F9	5	1	3	3	0	0	2
Chris Chambliss, L (1, 3) OBP: 0.291, SLG: 0.299		FC2-6, 1-2f		G3		BBBB, 4-0, 1-2, 2-3, BB	F8		FC6-4, 1-2f, 2B	3	0	0	0	1	0	2
Terry Forster, L (7, 1)										0	0	0	0	0	0	0
Milt Thompson, L (9, PH) OBP: 0.344, SLG: 0.438										1	1	0	0	0	0	1
Rick Cerone, R (1, 2) OBP: 0.275, SLG: 0.293		F7			F5	SF8, 2-3, 3-H		E6, WP, 5-3, HR	1-H, 2B	4	1	1	2	0	0	1
Paul Zuvella, R (1, 6) OBP: 0.226, SLG: 0.202		F6			F4	F8		5-3, 1-2	F6	5	0	0	0	0	0	5
Pascual Perez, R (1, 1) OBP: 0.176, SLG: 0.125			1-3		BBBB, 4-0, BB		SSS, 0-3, K, SSS	0-3, K		1	0	0	0	1	0	0
Rick Camp, R (5, 1) OBP: 0.300, SLG: 0.556										0	0	0	0	0	0	0
Brad Komminsk, R (7, PH) OBP: 0.302, SLG: 0.258										1	0	0	0	0	1	0
Gerald Perry, L (7, 3) OBP: 0.272, SLG: 0.227										1	0	0	0	0	1	1

	AB	41
	R	10
	H	13
	RBI	10
	BB	2
	SO	2
	LOB	16

Inning Stats	1	2	3	4	5	6	7	8	9
	R: 1 E: 0 K: 0 S: 4	R: 0 E: 0 K: 0 S: 4	R: 0 E: 0 K: 0 S: 3	R: 0 E: 0 K: 0 S: 4	R: 0 E: 0 K: 0 S: 3	R: 2 E: 1 K: 0 S: 6	R: 4 E: 0 K: 1 S: 9	R: 2 E: 2 K: 1 S: 8	R: 1 E: 0 K: 0 S: 5
	H: 1 LOB: 0 BB: 0 P: 4	H: 1 LOB: 1 BB: 0 P: 4	H: 1 LOB: 0 BB: 0 P: 3	H: 1 LOB: 1 BB: 0 P: 4	H: 0 LOB: 1 BB: 1 P: 7	H: 2 LOB: 2 BB: 1 P: 10	H: 4 LOB: 0 BB: 0 P: 9	H: 1 LOB: 1 BB: 0 P: 8	H: 2 LOB: 1 BB: 0 P: 5

	1B: 6	SF: 1	WP: 1	PA: 44
	2B: 3	SAC: 0	PB: 0	
	3B: 1	DP: 1	SB: 1	
	HR: 3	HBP: 0	CS: 0	

PITCHER		IP	WLS	BF	H	R	ER	SO	BB	IBB	HBP	BLK	WP	HR	S	P	ERA	WHIP
Terry Leach, R ERA: 1.93	(1, 1)	6.0	W	26	6	3	2	0	2	0	0	0	0	1	24	32	3.00	1.333
Tom Gorman, L ERA: 5.67	(7, 1)	1.0		7	4	4	4	1	0	0	0	0	0	1	9	9	36.00	4.000
Roger McDowell, R ERA: 2.97	(8, 1)	2.0		11	3	3	1	1	0	0	0	0	1	1	13	13	4.50	1.500

PITCHER		IP	WLS	BF	H	R	ER	SO	BB	IBB	HBP	BLK	WP	HR	S	P	ERA	WHIP

Atlanta Braves @ New York Mets

Shea Stadium, Flushing, NY

Sun Jul 21 1985, 3:33 AM EDT

Att. 50,876 - Unknown

BOTTOM

Batter	1	2	3	4	5	6	7	8	9	AB	R	H	RBI	BB	SO	LOB
Lenny Dykstra, L (1, 8) OBP: 0.339, SLG: 0.330	6-3		FC3-6 1-2f 3B		FC3-5-6-5 2-3 1B	1B	FC6-4 1-2f			5	2	1	0	0	0	3
Wally Backman, S (1, 4) OBP: 0.330, SLG: 0.333	F8		2B 1-H 3B		F8	F7		E6 E 1B		5	2	1	1	0	0	2
Keith Hernandez, L (1, 3) OBP: 0.381, SLG: 0.425 Tom Paciorek, R (8, 3) OBP: 0.290, SLG: 0.260	4-3		2B 3-H		HBP 1B 2-H 1B		1B FC3-5-2 2B	E5 BB 1B 1-2 SF8		4 1	1 1	3 0	2 0	0 0	0 0	0 1
Gary Carter, R (1, 2) OBP: 0.367, SLG: 0.411 Ronn Reynolds, R (8, PR) OBP: 0.333, SLG: 0.385 (9, 2)		F7	F6		1B HR 1-2 HBP		FC3-5-2 2B 2-3 1B	BB 1-2 2-H 1B		4 0	2 0	2 0	1 0	0 0	0 0	1 0
Darryl Strawberry, L (1, 9) OBP: 0.354, SLG: 0.481		6-3	F7		HR 1-2 2-H 1B		FC3-5-2 1-2 3-H 2B	K		5	2	1	1	0	1	5
George Foster, R (1, 7) OBP: 0.329, SLG: 0.494		HR BB		L4-3 1B	HR 1-H 2-H HR		WP E 1-H 2-H 2B	BB 1-2 2-3 BB		3	3	3	5	2	0	0
Howard Johnson, S (1, 5) OBP: 0.283, SLG: 0.352		HR 1-H	K	G3			E6 1B 2-H	SF8 3-H		4	2	1	3	0	1	1
Rafael Santana, R (1, 6) OBP: 0.278, SLG: 0.285		F3	L4-3 1-2			G4-6-3 1B	F6	F7		5	0	1	0	0	0	4
Terry Leach, R (1, 1) OBP: 0.500, SLG: 0.750 Rusty Staub, L (6, PH) OBP: 0.371, SLG: 0.393 Tom Gorman, L (7, 1) Kelvin Chapman, R (7, PH) OBP: 0.238, SLG: 0.201 Roger McDowell, R (8, 1) OBP: 0.154, SLG: 0.083			FC3-6 1B		2B	G4-6-3 1-2f	FC6-4 2-H 1B			2 1 0 1 0	0 0 0 0 0	2 0 0 1 0	0 0 0 0 0	0 0 0 0 0	0 0 0 0 0	0 1 0 0 0
Inning Stats	R: 0 E: 0 K: 0 S: 3 H: 0 LOB: 0 BB: 0 P: 3	R: 2 E: 0 K: 0 S: 4 H: 1 LOB: 0 BB: 1 P: 8	R: 2 E: 0 K: 0 S: 6 H: 3 LOB: 1 BB: 0 P: 6	R: 0 E: 0 K: 1 S: 5 H: 1 LOB: 0 BB: 0 P: 5	R: 5 E: 0 K: 0 S: 7 H: 4 LOB: 0 BB: 0 P: 8	R: 0 E: 0 K: 0 S: 4 H: 2 LOB: 1 BB: 0 P: 4	R: 4 E: 1 K: 0 S: 8 H: 4 LOB: 1 BB: 0 P: 8	R: 2 E: 2 K: 1 S: 8 H: 1 LOB: 2 BB: 1 P: 12		1B: 9 2B: 5 3B: 1 HR: 2 SF: 1 SAC: 0 DP: 2 HBP: 1				WP: 1 PB: 0 SB: 0 CS: 0 PA: 44		

livebaseballscorecards.com

	AB	R	H	RBI	BB	SO	LOB
	40	15	16	14	2	2	18

PITCHER		IP	WLS	BF	H	R	ER	SO	BB	IBB	HBP	BLK	WP	HR	S	P	ERA	WHIP
Pascual Perez, R ERA: 6.51	(1, 1)	4.2	L	22	7	7	7	1	1	0	1	0	0	1	22	27	13.50	1.714
Rick Camp, R ERA: 3.44	(5, 1)	1.1		7	4	2	2	0	0	0	0	0	0	1	7	7	13.50	3.000
Terry Forster, L ERA: 1.83	(7, 1)	2.0		15	5	6	2	1	1	0	0	0	1	0	16	20	9.00	3.000

PITCHER		IP	WLS	BF	H	R	ER	SO	BB	IBB	HBP	BLK	WP	HR	S	P	ERA	WHIP

Batter	1	2	3	4	5	6	7	8	9	AB	R	H	RBI	BB	SO	LOB
Gary Redus, R (1, 8) (8, 7) OBP: 0.371, SLG: 0.427	S S S 0-3 ① K			S S S 0-3 ① K		x 0-0 ③ F6		x 0-0 HR		4	1	1	1	0	2	1
Dave Concepcion, R (1, 6) OBP: 0.321, SLG: 0.369	S S S 0-3 ② K			x 0-0 ② F8			x 0-0 HR	x 0-0 2B 1B		4	2	2	1	0	1	0
Dave Parker, L (1, 9) OBP: 0.355, SLG: 0.521	S S S 0-3 ③ K			S S S 0-3 ③ K			S S S 0-3 ① K	x 0-0 1-3 1B 2B		4	0	1	0	0	3	0
Buddy Bell, R (1, 5) OBP: 0.310, SLG: 0.334		S S S 0-3 ① K			B B B 4-0 G6-4-3 BB		x 0-0 E5 BB 2B	4-0 1B IBB		2	1	0	0	2	1	0
Tony Perez, R (1, 3) OBP: 0.379, SLG: 0.511		x 0-0 ② F9			x 0-0 ① F9		B B B B 4-0 1-2 2B BB	S S S 0-3 ① K		2	1	0	0	1	0	1
Eddie Milner, L (8, PH) (8, 8) OBP: 0.320, SLG: 0.280										1	0	0	0	0	1	3
Cesar Cedeno, R (1, 7) (8, 3) OBP: 0.321, SLG: 0.363		x 0-0 ③ 6-3			x 0-0 ② ③ G6-4-3 1-2f		x 0-0 ② 1-H 2-H 2B	x 0-0 ② ③ 1-3 2-H 3-H 1B		4	0	2	3	0	0	1
Ron Oester, S (1, 4) OBP: 0.337, SLG: 0.367			S S S 0-3 ① K			S S S 0-3 ① K	x 0-0 ② F9		x 0-0 ① 5-3	4	0	0	0	0	2	1
Dann Bilardello, R (1, 2) OBP: 0.227, SLG: 0.238			x 0-0 ② F8			B B B B 4-0 BB	I I I I 4-0 IBB		x 0-0 ② 1-3	2	0	0	0	2	0	0
Mario Soto, R (1, 1) OBP: 0.158, SLG: 0.179			S S S 0-3 ③ K			S S S 0-3 ② K	S S S 0-3 ③ K		x 0-0 ③ 4-3	4	0	0	0	0	3	3
Inning Stats	R: 0 E: 0 K: 3 S: 9 H: 0 LOB: 0 BB: 0 P: 9	R: 0 E: 0 K: 1 S: 5 H: 0 LOB: 0 BB: 0 P: 5	R: 0 E: 0 K: 2 S: 7 H: 0 LOB: 0 BB: 0 P: 7	R: 0 E: 0 K: 2 S: 7 H: 0 LOB: 0 BB: 0 P: 7	R: 0 E: 0 K: 0 S: 2 H: 0 LOB: 0 BB: 1 P: 6	R: 0 E: 0 K: 2 S: 7 H: 0 LOB: 1 BB: 1 P: 11	R: 3 E: 1 K: 2 S: 10 H: 2 LOB: 2 BB: 2 P: 18	R: 2 E: 0 K: 1 S: 7 H: 4 LOB: 2 BB: 1 P: 11	R: 0 E: 0 K: 0 S: 3 H: 0 LOB: 0 BB: 0 P: 3	1B: 2 2B: 2 3B: 0 HR: 2	SF: 0 SAC: 0 DP: 1 HBP: 0			WP: 0 PB: 0 SB: 0 CS: 0	PA: 36		

PITCHER		IP	WLS	BF	H	R	ER	SO	BB	IBB	HBP	BLK	WP	HR	S	P	ERA	WHIP
Sid Fernandez, L ERA: 2.74	(1, 1)	7.1	L	32	5	5	4	13	3	2	0	0	0	2	53	73	4.91	1.091
Doug Sisk, R ERA: 6.09	(8, 1)	0.2		1	1	0	0	0	0	0	0	0	0	0	1	1	0.00	1.500
Tom Gorman, L ERA: 5.53	(9, 1)	1.0		3	0	0	0	0	0	0	0	0	0	0	3	3	0.00	0.000

PITCHER	IP	WLS	BF	H	R	ER	SO	BB	IBB	HBP	BLK	WP	HR	S	P	ERA	WHIP

TOP

Cincinnati Reds @ New York Mets

Shea Stadium, Flushing, NY

Mon Jul 22 1985, 7:05 PM EDT

Att. 27,471 - Unknown

livebaseballscorecards.com

AB	31
R	5
H	6
RBI	5
BB	5
SO	13
LOB	10

Batter	1	2	3	4	5	6	7	8	9	AB	R	H	RBI	BB	SO	LOB
Lenny Dykstra, L (1, 8) OBP: 0.328, SLG: 0.317	F7		4-3		F9			4-3		4	0	0	0	0	0	2
Wally Backman, S (1, 4) OBP: 0.325, SLG: 0.328	4-3		F9			F1			4-3	4	0	0	0	0	0	0
Keith Hernandez, L (1, 3) OBP: 0.379, SLG: 0.426	F6			F3		F7			1B 2B	4	1	1	0	0	0	0
Gary Carter, R (1, 2) OBP: 0.365, SLG: 0.409		1B 1B		6-3		F9			5-3	4	0	1	0	0	0	1
Darryl Strawberry, L (1, 9) OBP: 0.357, SLG: 0.482		1-2 1B		L5			3-1		2-H 1B	4	0	2	1	0	0	0
George Foster, R (1, 7) OBP: 0.328, SLG: 0.490		K			FC1-5 1B		6-3		F8	4	0	1	0	0	1	3
Howard Johnson, S (1, 5) OBP: 0.280, SLG: 0.347		F9			K		K			3	0	0	0	0	2	3
Rafael Santana, R (1, 6) OBP: 0.278, SLG: 0.286		5-3			1-2 FC1-5 1B			F8		3	0	1	0	0	0	2
Sid Fernandez, L (1, 1) OBP: 0.148, SLG: 0.148			K		FC1-5 1-2 2-3f			F7		2	0	0	0	0	1	2
Doug Sisk, R (8, 1)										0	0	0	0	0	0	0
Rusty Staub, L (8, PH) OBP: 0.361, SLG: 0.379										1	0	0	0	0	0	0
Tom Gorman, L (9, 1)										0	0	0	0	0	0	0
Inning Stats	R: 0 E: 0 K: 0 S: 3 H: 0 LOB: 0 BB: 0 P: 3	R: 0 E: 0 K: 1 S: 7 H: 2 LOB: 2 BB: 0 P: 7	R: 0 E: 0 K: 1 S: 5 H: 0 LOB: 0 BB: 0 P: 5	R: 0 E: 0 K: 0 S: 3 H: 0 LOB: 0 BB: 0 P: 3	R: 0 E: 0 K: 1 S: 7 H: 2 LOB: 2 BB: 0 P: 7	R: 0 E: 0 K: 0 S: 3 H: 0 LOB: 0 BB: 0 P: 3	R: 0 E: 0 K: 1 S: 5 H: 0 LOB: 0 BB: 0 P: 5	R: 0 E: 0 K: 0 S: 3 H: 0 LOB: 0 BB: 0 P: 3	R: 1 E: 0 K: 0 S: 5 H: 2 LOB: 1 BB: 0 P: 5	1B: 5 2B: 1 3B: 0 HR: 0	SF: 0 SAC: 0 DP: 0 HBP: 0						

PITCHER	IP	WLS	BF	H	R	ER	SO	BB	IBB	HBP	BLK	WP	HR	S	P	ERA	WHIP
Mario Soto, R (1, 1) ERA: 3.49	9.0	W	33	6	1	1	4	0	0	0	0	0	0	41	41	1.00	0.667

PITCHER	IP	WLS	BF	H	R	ER	SO	BB	IBB	HBP	BLK	WP	HR	S	P	ERA	WHIP

Cincinnati Reds @ New York Mets

Shea Stadium, Flushing, NY

Mon Jul 22 1985, 7:05 PM EDT

Att. 27,471 - Unknown

BOTTOM

livebaseballscorecards.com

AB	33
R	1
H	6
RBI	1
BB	0
SO	4
LOB	13

1B: 5	SF: 0	WP: 0	PA: 33
2B: 1	SAC: 0	PB: 0	
3B: 0	DP: 0	SB: 0	
HR: 0	HBP: 0	CS: 0	

Batter	1	2	3	4	5	6	7	8	9	AB	R	H	RBI	BB	SO	LOB
Eddie Milner, L (1, 8) OBP: 0.318, SLG: 0.279	SSS 0-3 ① K	x 0-0 ③ 4-3		x 0-0 ② FC4 PO 1-2f			x 0-0 FC4-6 1B		x 0-0 ② 4-3	5	0	1	0	0	1	4
Max Venable, L (1, 7) OBP: 0.310, SLG: 0.352	x 0-0 ② F6		BBBB 4-0 HR BB	0-0 ③ PO 1-2	SSS 0-3 ① K		x 0-0 ② FC4-6 S 1-2f 2B		x 0-0 ③ 3-1	4	2	0	0	1	1	1
Pete Rose, S (1, 3) OBP: 0.395, SLG: 0.325	x 0-0 ③ F7		SSS 0-3 ① K		BBBB 4-0 FC4-6 BB		x 0-0 1-H 2B			3	0	1	1	1	1	1
Dave Parker, L (1, 9) OBP: 0.357, SLG: 0.528		x 0-0 ① F4	x 0-0 1-H HR		x 0-0 ② FC4-6 1-2f		4-0 IBB			3	1	1	2	1	0	1
Buddy Bell, R (1, 5) OBP: 0.309, SLG: 0.333		x 0-0 1B 1B 1B	x 0-0 ② 5-3		SSS 0-3 ③ K		x 0-0 ③ F4			4	1	1	0	0	1	3
Dave Concepcion, R (1, 6) OBP: 0.326, SLG: 0.373		x 0-0 E 1B 1-2 1B	x 0-0 2B 1B			x 0-0 G6-3 1B		x 0-0 ① 4-3		4	0	3	0	0	0	0
Ron Oester, S (1, 4) OBP: 0.339, SLG: 0.372		x 0-0 E 1-2 2-H 1B	x 0-0 ③ 1-H 2B			x 0-0 ① ② G6-3 1-2f		x 0-0 ② 4-3		4	0	2	1	0	0	1
Dann Bilardello, R (1, 2) OBP: 0.243, SLG: 0.231		BBBB 4-0 1-2 2-3 BB		BBBB 4-0 FC2-6 BB		x 0-0 ③ 6-3		SSS 0-3 ③ K		2	0	0	0	2	1	0
Tom Browning, L (1, 1) OBP: 0.217, SLG: 0.209		SSS 0-3 ② K		x 0-0 ① FC2-6 FC4 1-2f			x 0-0 ① F5		x 0-0 ① 1-3	4	0	0	0	0	1	4
Inning Stats	R: 0 H: 0 E: 0 LOB: 0 K: 1 BB: 0 S: 5 P: 5	R: 1 H: 3 E: 1 LOB: 3 K: 1 BB: 1 S: 8 P: 12	R: 2 H: 3 E: 0 LOB: 2 K: 1 BB: 1 S: 7 P: 11	R: 0 H: 0 E: 0 LOB: 0 K: 0 BB: 1 S: 2 P: 6	R: 0 H: 0 E: 0 LOB: 1 K: 2 BB: 1 S: 7 P: 11	R: 0 H: 1 E: 0 LOB: 0 K: 0 BB: 0 S: 3 P: 3	R: 1 H: 2 E: 0 LOB: 2 K: 0 BB: 1 S: 5 P: 9	R: 0 H: 0 E: 0 LOB: 0 K: 1 BB: 0 S: 5 P: 5	R: 0 H: 0 E: 0 LOB: 0 K: 0 BB: 0 S: 3 P: 3	1B: 6 SF: 0 2B: 2 SAC: 0 3B: 0 DP: 1 HR: 1 HBP: 0						

TOP

Cincinnati Reds @ New York Mets

Shea Stadium, Flushing, NY

Tue Jul 23 1985, 7:05 PM EDT

Att. 34,720 - Unknown

livebaseballscorecards.com

AB	33
R	4
H	9
RBI	4
BB	5
SO	6
LOB	15

WP: 0 PA: 39
PB: 0
SB: 1
CS: 0

PITCHER		IP	WLS	BF	H	R	ER	SO	BB	IBB	HBP	BLK	WP	HR	S	P	ERA	WHIP
Ron Darling, R ERA: 2.74	(1, 1)	7.0	L	32	9	4	4	5	4	1	0	0	0	1	37	57	5.14	1.857
Doug Sisk, R ERA: 5.98	(8, 1)	1.0		3	0	0	0	1	0	0	0	0	0	0	5	5	0.00	0.000
Tom Gorman, L ERA: 5.4	(9, 1)	1.0		3	0	0	0	0	0	0	0	0	0	0	3	3	0.00	0.000

PITCHER	IP	WLS	BF	H	R	ER	SO	BB	IBB	HBP	BLK	WP	HR	S	P	ERA	WHIP

Cincinnati Reds @ New York Mets

Shea Stadium, Flushing, NY

Tue Jul 23 1985, 7:05 PM EDT

Att. 34,720 - Unknown

BOTTOM

Batter	1	2	3	4	5	6	7	8	9	AB	R	H	RBI	BB	SO	LOB
Lenny Dykstra, L (1, 8) OBP: 0.317, SLG: 0.306	6-3		F6		F9			F8		4	0	0	0	0	0	2
Kelvin Chapman, R (1, 4) OBP: 0.232, SLG: 0.196	F6		F6		F7			F8		4	0	0	0	0	0	2
Keith Hernandez, L (1, 3) OBP: 0.378, SLG: 0.423	1B			K		L3			L5	4	0	1	0	0	1	0
Gary Carter, R (1, 2) OBP: 0.364, SLG: 0.407	F9			F9 1B		F7			F6	4	0	1	0	0	0	1
Darryl Strawberry, L (1, 9) OBP: 0.355, SLG: 0.476		F5		1-2 1B		K			K	4	0	1	0	0	2	0
George Foster, R (1, 7) OBP: 0.324, SLG: 0.485		4-3		F9 2-3			K			3	0	0	0	0	1	2
Howard Johnson, S (1, 5) OBP: 0.276, SLG: 0.342		F2		5-3			F6			3	0	0	0	0	0	2
Rafael Santana, R (1, 6) OBP: 0.282, SLG: 0.289			SH2-4 1B		SH3 1B		K			3	0	2	0	0	1	0
Ron Darling, R (1, 1) OBP: 0.196, SLG: 0.240			SH2-4 1-2		SH3 1-2			F9		0	0	0	0	0	0	0
Doug Sisk, R (8, 1)										0	0	0	0	0	0	0
Wally Backman, S (8, PH) OBP: 0.324, SLG: 0.327										1	0	0	0	0	0	0
Tom Gorman, L (9, 1)										0	0	0	0	0	0	0

Inning Stats	1	2	3	4	5	6	7	8	9
	R: 0 E: 0 K: 0 S: 4 H: 1 LOB: 1 BB: 0 P: 4	R: 0 E: 0 K: 0 S: 3 H: 0 LOB: 0 BB: 0 P: 3	R: 0 E: 0 K: 0 S: 4 H: 1 LOB: 1 BB: 0 P: 4	R: 0 E: 0 K: 1 S: 7 H: 2 LOB: 2 BB: 0 P: 7	R: 0 E: 0 K: 0 S: 4 H: 1 LOB: 1 BB: 0 P: 4	R: 0 E: 0 K: 1 S: 5 H: 0 LOB: 0 BB: 0 P: 5	R: 0 E: 0 K: 2 S: 7 H: 0 LOB: 0 BB: 0 P: 7	R: 0 E: 0 K: 0 S: 3 H: 0 LOB: 0 BB: 0 P: 3	R: 0 E: 0 K: 1 S: 5 H: 0 LOB: 0 BB: 0 P: 5

1B: 5 2B: 0 3B: 0 HR: 0 SF: 0 SAC: 2 DP: 0 HBP: 0

WP: 0 PB: 0 SB: 0 CS: 0 PA: 32

PITCHER	IP	WLS	BF	H	R	ER	SO	BB	IBB	HBP	BLK	WP	HR	S	P	ERA	WHIP
Tom Browning, L (1, 1) ERA: 3.43	9.0	W	32	5	0	0	5	0	0	0	0	0	0	42	42	0.00	0.556

PITCHER	IP	WLS	BF	H	R	ER	SO	BB	IBB	HBP	BLK	WP	HR	S	P	ERA	WHIP

AB	30
R	0
H	5
RBI	0
BB	0
SO	5
LOB	9

livebaseballscorecards.com

Batter	1	2	3	4	5	6	7	8	9	AB	R	H	RBI	BB	SO	LOB
Eddie Milner, L (1, 8) OBP: 0.323, SLG: 0.286	BBBB 4-0 S 1B BB		x 0-0 2B 2B		x 0-0 ② F9		x 0-0 ② F8		x 0-0 WP 1-2 2-H 1B	4	2	2	1	1	0	1
Max Venable, L (1, 7) OBP: 0.317, SLG: 0.390	SSS 0-3 ① K 1-2		x 0-0 2B 2-H 2B		x 0-0 2B		x 0-0 ③ 4-3		SSS 0-3 ③ K 1-2 2-3	5	0	2	1	0	2	4
Pete Rose, S (1, 3) OBP: 0.396, SLG: 0.328 Gary Redus, R (8, PR) OBP: 0.371, SLG: 0.427 Cesar Cedeno, R (8, 3) OBP: 0.321, SLG: 0.363	x 0-0 2-H 1B		x 0-0 ② F7		SSS 0-3 ③ K			x 0-0 FC1-6-4 1B		4 0 0	0 0 0	2 0 0	1 0 0	0 0 0	1 0 0	2 0 0
Dave Parker, L (1, 9) OBP: 0.356, SLG: 0.524	SSS 0-3 ② K		BBBB 4-0 BB			x 0-0 ① F9		x 0-0 ① FC1-6-4 G6-4-3 1-2f		3	0	0	0	1	1	2
Buddy Bell, R (1, 5) OBP: 0.309, SLG: 0.330	SSS 0-3 ③ K		x 0-0 ③ F3			BBBB 4-0 FC6-4 BB		x 0-0 ②③ G6-4-3 1-2f		3	0	0	0	1	1	4
Dave Concepcion, R (1, 6) OBP: 0.328, SLG: 0.373		x 0-0 CS 1B		x 0-0 ① F8		x 0-0 ② FC6-4 FC4-6 1-2f			BBBB 4-0 CS BB	3	0	1	0	1	0	1
Ron Oester, S (1, 4) OBP: 0.334, SLG: 0.367		SSS 0-3 ①② K 1-2		x 0-0 ② 4-3		x 0-0 ③ FC4-6 1-2f			x 0-0 ①② 3-1 1-2	4	0	0	0	0	1	3
Dann Bilardello, R (1, 2) OBP: 0.230, SLG: 0.217		x 0-0 ③ G3		x 0-0 ③ F4			x 0-0 ① F7		x 0-0 E6 BB 1B	4	1	0	0	0	0	0
Ron Robinson, R (1, 1) Tom Foley, L (7, PH) OBP: 0.231, SLG: 0.264 John Franco, L (7, 1) OBP: 0.333, SLG: 0.333 Wayne Krenchicki, L (9, PH) OBP: 0.396, SLG: 0.445 Ted Power, R (9, 1)			x 0-0 ① 6-3		SSS 0-3 ① K		BBBB 4-0 BB		BBBB 4-0 WP 1B 1-2 BB	2 0 0 0 0	0 0 0 0 0	0 0 0 0 0	0 0 0 0 0	0 1 0 0 0	1 0 0 0 0	0 0 0 0 0
Inning Stats	R: 1 E: 0 K: 3 S: 10 H: 1 LOB: 1 BB: 1 P: 14	R: 0 E: 0 K: 1 S: 5 H: 1 LOB: 0 BB: 0 P: 5	R: 1 E: 0 K: 0 S: 5 H: 2 LOB: 2 BB: 1 P: 9	R: 0 E: 0 K: 0 S: 3 H: 0 LOB: 0 BB: 0 P: 3	R: 0 E: 0 K: 2 S: 8 H: 1 LOB: 1 BB: 0 P: 8	R: 0 E: 0 K: 0 S: 3 H: 0 LOB: 1 BB: 1 P: 7	R: 0 E: 0 K: 0 S: 3 H: 0 LOB: 1 BB: 1 P: 7	R: 0 E: 0 K: 0 S: 3 H: 1 LOB: 1 BB: 0 P: 3	R: 1 E: 1 K: 1 S: 6 H: 1 LOB: 2 BB: 2 P: 14	1B: 4 2B: 3 3B: 0 HR: 0 SF: 0 SAC: 0 DP: 1 HBP: 0						

PITCHER	IP	WLS	BF	H	R	ER	SO	BB	IBB	HBP	BLK	WP	HR	S	P	ERA	WHIP
Rick Aguilera, R (1, 1) ERA: 2.14	7.0		29	5	2	2	6	4	0	0	0	0	0	37	53	2.57	1.286
Roger McDowell, R (8, 1) ERA: 2.89	2.0	L	9	2	1	0	1	2	0	0	0	1	0	9	17	0.00	2.000

PITCHER	IP	WLS	BF	H	R	ER	SO	BB	IBB	HBP	BLK	WP	HR	S	P	ERA	WHIP

TOP

Cincinnati Reds @ New York Mets

Shea Stadium, Flushing, NY

Wed Jul 24 1985, 3:33 AM EDT

Att. 30,154 - Unknown

livebaseballscorecards.com

AB	32
R	3
H	7
RBI	3
BB	6
SO	7
LOB	17

WP: 1	PA: 38
PB: 0	
SB: 1	
CS: 2	

Cincinnati Reds @ New York Mets

Shea Stadium, Flushing, NY

Wed Jul 24 1985, 3:33 AM EDT

Att. 30,154 - Unknown

BOTTOM

Batter	1	2	3	4	5	6	7	8	9	AB	R	H	RBI	BB	SO	LOB
Lenny Dykstra, L (1, 8) OBP: 0.305, SLG: 0.292	5-3		F9		F5		K		F7	5	0	0	0	0	1	3
Wally Backman, S (1, 4) OBP: 0.319, SLG: 0.321	K		4-3		4-3		5-3			4	0	0	0	0	1	2
Keith Hernandez, L (1, 3) OBP: 0.379, SLG: 0.432	BB			F7		HR		F5		3	1	1	1	1	0	0
Darryl Strawberry, L (1, 9) OBP: 0.353, SLG: 0.471	F7			4-3		CS 1B		F7		4	0	1	0	0	0	1
Danny Heep, L (1, 7) OBP: 0.318, SLG: 0.415		F8		2B		F6		BB FC6-4		3	0	1	0	0	0	1
George Foster, R (8, PH) OBP: 0.326, SLG: 0.485						1-2				0	0	0	0	1	0	0
(9, 7)																
Clint Hurdle, L (1, 2) OBP: 0.361, SLG: 0.471		K		F7		1B BB		FC6-4		2	0	0	0	1	1	1
Gary Carter, R (8, PH) OBP: 0.363, SLG: 0.406						2-3		1-2f		1	0	0	0	0	0	1
(9, 2)																
Howard Johnson, S (1, 5) OBP: 0.284, SLG: 0.351		F7			2B	FC5-4			SH1-4 BB	3	1	2	0	1	0	0
Rafael Santana, R (1, 6) OBP: 0.286, SLG: 0.300			1B 2B		2-H 2B	1-2f			SH1-4	3	0	2	1	0	0	2
Rick Aguilera, R (1, 1) OBP: 0.286, SLG: 0.308			2-H 1B		K		6-3		F3	2	0	1	0	0	1	1
Kelvin Chapman, R (7, PH) OBP: 0.231, SLG: 0.194										1	0	0	0	0	0	0
Roger McDowell, R (8, 1) OBP: 0.154, SLG: 0.083										0	0	0	0	0	0	0
Rusty Staub, L (9, PH) OBP: 0.351, SLG: 0.367										1	0	0	0	0	0	1
Inning Stats	R: 0 E: 0 K: 1 S: 5 H: 0 LOB: 1 BB: 1 P: 9	R: 0 E: 0 K: 1 S: 5 H: 0 LOB: 0 BB: 0 P: 5	R: 0 E: 0 K: 0 S: 4 H: 2 LOB: 1 BB: 0 P: 4	R: 0 E: 0 K: 0 S: 4 H: 1 LOB: 1 BB: 0 P: 4	R: 1 E: 0 K: 1 S: 7 H: 2 LOB: 1 BB: 0 P: 7	R: 1 E: 0 K: 0 S: 5 H: 3 LOB: 2 BB: 1 P: 9	R: 0 E: 0 K: 1 S: 5 H: 0 LOB: 0 BB: 0 P: 5	R: 0 E: 0 K: 0 S: 3 H: 0 LOB: 1 BB: 1 P: 7	R: 0 E: 0 K: 0 S: 3 H: 0 LOB: 1 BB: 1 P: 7	1B: 3 2B: 4 3B: 0 HR: 1	SF: 0 SAC: 1 DP: 0 HBP: 0						

livebaseballscorecards.com

AB	32
R	2
H	8
RBI	2
BB	4
SO	4
LOB	13

WP: 0 PB: 0 SB: 1 CS: 1 PA: 37

PITCHER		IP	WLS	BF	H	R	ER	SO	BB	IBB	HBP	BLK	WP	HR	S	P	ERA	WHIP
Ron Robinson, R ERA: 3.51	(1, 1)	6.0		26	8	2	2	3	2	0	0	0	0	1	30	38	3.00	1.667
John Franco, L ERA: 1.63	(7, 1)	2.0	W	7	0	0	0	1	1	0	0	0	0	0	8	12	0.00	0.500
Ted Power, R ERA: 1.45	(9, 1)	1.0	S	4	0	0	0	0	1	0	0	0	0	0	3	7	0.00	1.000

Batter	1	2	3	4	5	6	7	8	9	AB	R	H	RBI	BB	SO	LOB
Bill Doran, S (1, 4) OBP: 0.358, SLG: 0.412	4-3 1B 2B		FC6 1B		K		4-3			4	1	2	0	0	1	1
Craig Reynolds, L (1, 6) OBP: 0.299, SLG: 0.387	4-3 2-3		FC6 1-2f			4-3		G3 1B		4	0	1	0	0	0	2
Kevin Bass, S (1, 8) OBP: 0.279, SLG: 0.393	G4-6-3 3-H 1B			1-3		F6		G3 1-2		4	0	1	1	0	0	1
Jose Cruz, L (1, 7) OBP: 0.328, SLG: 0.401	G4-6-3 1-2f			6-3		BB		F6		3	0	0	0	1	0	2
Jerry Mumphrey, S (1, 9) OBP: 0.336, SLG: 0.413		3-1		1B		4-3		K		4	0	1	0	0	1	2
Glenn Davis, R (1, 3) OBP: 0.308, SLG: 0.435		K		F9			HR		F9	4	1	1	1	0	1	1
Phil Garner, R (1, 5) OBP: 0.288, SLG: 0.346		K			3-1		F8		F4	4	0	0	0	0	1	0
Mark Bailey, S (1, 2) OBP: 0.373, SLG: 0.404			K		BB		HR		F4	3	1	1	1	1	1	0
Mike Scott, R (1, 1) OBP: 0.186, SLG: 0.158			K		F3		F8			2	0	0	0	0	1	1
Chris Jones, L (7, PH) OBP: 0.200, SLG: 0.111										1	0	0	0	0	0	0
Jeff Calhoun, L (7, 1)										0	0	0	0	0	0	0
Inning Stats	R: 1 E: 0 K: 0 S: 4 H: 2 LOB: 0 BB: 0 P: 4	R: 0 E: 0 K: 2 S: 7 H: 0 LOB: 0 BB: 0 P: 7	R: 0 E: 0 K: 2 S: 8 H: 1 LOB: 1 BB: 0 P: 8	R: 0 E: 0 K: 0 S: 4 H: 1 LOB: 1 BB: 0 P: 4	R: 0 E: 0 K: 1 S: 5 H: 0 LOB: 1 BB: 1 P: 9	R: 0 E: 0 K: 0 S: 3 H: 0 LOB: 1 BB: 1 P: 7	R: 2 E: 0 K: 0 S: 5 H: 2 LOB: 0 BB: 0 P: 5	R: 0 E: 0 K: 1 S: 6 H: 1 LOB: 1 BB: 0 P: 6	R: 0 E: 0 K: 0 S: 3 H: 0 LOB: 0 BB: 0 P: 3	1B: 4 2B: 1 3B: 0 HR: 2 SF: 0 SAC: 0 DP: 1 HBP: 0						

TOP

Houston Astros @ New York Mets
Shea Stadium, Flushing, NY
Thu Jul 25 1985, 7:05 PM EDT
Att. 28,421 - Unknown

livebaseballscorecards.com

AB	33
R	3
H	7
RBI	3
BB	2
SO	6
LOB	10

PITCHER	IP	WLS	BF	H	R	ER	SO	BB	IBB	HBP	BLK	WP	HR	S	P	ERA	WHIP
Dwight Gooden, R (1, 1) ERA: 1.74	9.0	W	35	7	3	3	6	2	0	0	0	0	2	45	53	3.00	1.000

PITCHER	IP	WLS	BF	H	R	ER	SO	BB	IBB	HBP	BLK	WP	HR	S	P	ERA	WHIP

Batter	1	2	3	4	5	6	7	8	9	AB	R	H	RBI	BB	SO	LOB
Lenny Dykstra, L (1, 8) OBP: 0.313, SLG: 0.302	K		1B		SH1-4		E9			3	2	2	0	0	1	0
Wally Backman, S (1, 4) OBP: 0.325, SLG: 0.336	3B		1B		K		F9			4	1	3	1	0	1	1
Keith Hernandez, L (1, 3) OBP: 0.386, SLG: 0.435	1B		1B		HR		CS			2	1	2	2	2	0	0
Gary Carter, R (1, 2) OBP: 0.362, SLG: 0.413	F7		K		HR		F9			4	1	1	3	0	1	5
Darryl Strawberry, L (1, 9) OBP: 0.348, SLG: 0.463 Tom Paciorek, R (7, PH) OBP: 0.295, SLG: 0.266 (8, 9)	G3		K		G3		CS	WP 1B		3 1	0 0	0 1	0 0	0 0	1 0	3 0
George Foster, R (1, 7) OBP: 0.322, SLG: 0.477		F3		K		F6		6-3		4	0	0	0	0	1	1
Howard Johnson, S (1, 5) OBP: 0.283, SLG: 0.346		G3		F4		3-1		G1-6-3 BB		3	0	0	0	1	0	0
Rafael Santana, R (1, 6) OBP: 0.282, SLG: 0.296		5-3		6-3		4-3		G1-6-3		4	0	0	0	0	0	2
Dwight Gooden, R (1, 1) OBP: 0.242, SLG: 0.175			6-3		E2 SH1-4 HR		6-3			3	1	0	0	0	0	0
Inning Stats	R: 1 E: 0 K: 1 S: 7 H: 2 LOB: 1 BB: 0 P: 7	R: 0 E: 0 K: 0 S: 3 H: 0 LOB: 0 BB: 0 P: 3	R: 1 E: 0 K: 2 S: 10 H: 3 LOB: 2 BB: 0 P: 10	R: 0 E: 0 K: 1 S: 5 H: 0 LOB: 0 BB: 0 P: 5	R: 3 E: 1 K: 1 S: 7 H: 1 LOB: 0 BB: 1 P: 11	R: 0 E: 0 K: 0 S: 3 H: 0 LOB: 0 BB: 0 P: 3	R: 1 E: 1 K: 0 S: 4 H: 2 LOB: 1 BB: 1 P: 8	R: 0 E: 0 K: 0 S: 3 H: 1 LOB: 1 BB: 1 P: 7		1B: 7 2B: 0 3B: 1 HR: 1	SF: 0 SAC: 1 DP: 1 HBP: 0					

BOTTOM

Houston Astros @ New York Mets

Shea Stadium, Flushing, NY

Thu Jul 25 1985, 7:05 PM EDT

Att. 28,421 - Unknown

livebaseballscorecards.com

AB	31
R	6
H	9
RBI	6
BB	3
SO	5
LOB	12

WP: 1 PB: 0 SB: 0 CS: 1 PA: 36

PITCHER		IP	WLS	BF	H	R	ER	SO	BB	IBB	HBP	BLK	WP	HR	S	P	ERA	WHIP
Mike Scott, R ERA: 2.8	(1, 1)	6.0	L	26	6	5	2	5	0	1	0	0	0	1	35	39	3.00	1.000
Jeff Calhoun, L ERA: 2.21	(7, 1)	2.0		9	3	1	1	0	2	0	0	0	1	0	7	15	4.50	2.500

PITCHER	IP	WLS	BF	H	R	ER	SO	BB	IBB	HBP	BLK	WP	HR	S	P	ERA	WHIP

Houston Astros @ New York Mets

Shea Stadium, Flushing, NY

Sat Jul 27 1985, 3:33 AM EDT

Unknown

TOP

livebaseballscorecards.com

Batter	1	2	3	4	5	6	7	8	9	AB	R	H	RBI	BB	SO	LOB
Bill Doran, S (1, 4) OBP: 0.359, SLG: 0.420	K		F7			1B	HR		K	5	1	2	3	0	2	3
German Rivera, R (1, 5) Frank DiPino, L (7, 1) Mike Madden, L (7, 1) Mark Bailey, S (9, PH) OBP: 0.286, SLG: 0.286 OBP: 0.371, SLG: 0.402	4-3		K 2-3			K	BB		K	3 0 0 1	0 0 0 0	0 0 0 0	0 0 0 1	1 0 0 0	2 0 0 1	2 0 0 2
Kevin Bass, S (1, 8) OBP: 0.282, SLG: 0.393	S BB			F8		1-3 1B	F9			3	0	1	0	1	0	1
Jose Cruz, L (1, 7) OBP: 0.324, SLG: 0.396	K 1-2			1-3		F9		L7		4	0	0	0	0	1	3
Jerry Mumphrey, S (1, 9) Chris Jones, L (8, 9) OBP: 0.335, SLG: 0.410 OBP: 0.200, SLG: 0.111		1-3	K				G6-3 1B 1B	6-3		4 0	1 0	1 0	0 0	0 0	1 0	0 0
Glenn Davis, R (1, 3) OBP: 0.306, SLG: 0.423		K			F8		4-0 G6-3 1-2 BB	K		3	0	0	0	1	2	0
Alan Ashby, S (1, 2) OBP: 0.370, SLG: 0.434		F2			F7		G6-3 1-2f 2-3		1B	4	0	1	0	0	0	2
Dickie Thon, R (1, 6) OBP: 0.281, SLG: 0.328			S S 1B		K		1B HR 3-H 1B		F9	4	1	2	1	0	1	1
Bob Knepper, L (1, 1) Tim Tolman, R (6, PH) Bill Dawley, R (6, 1) Phil Garner, R (7, PH) (7, 5) OBP: 0.167, SLG: 0.234 OBP: 0.293, SLG: 0.350			K 1-2			F9	HR 1-3 1B		1-2 1B	1 1 0 2	0 0 0 1	0 0 0 2	0 0 0 0	1 0 0 0	1 0 0 0	1 0 0 0
Inning Stats	R: 0 E: 0 K: 2 S: 7 H: 0 LOB: 1 BB: 1 P: 11	R: 0 E: 0 K: 1 S: 5 H: 0 LOB: 0 BB: 0 P: 5	R: 0 E: 0 K: 2 S: 8 H: 1 LOB: 1 BB: 0 P: 8	R: 0 E: 0 K: 1 S: 5 H: 0 LOB: 0 BB: 0 P: 5	R: 0 E: 0 K: 1 S: 5 H: 0 LOB: 0 BB: 0 P: 5	R: 0 E: 0 K: 1 S: 7 H: 2 LOB: 2 BB: 0 P: 7	R: 4 E: 0 K: 0 S: 6 H: 4 LOB: 1 BB: 2 P: 14	R: 0 E: 0 K: 1 S: 5 H: 0 LOB: 0 BB: 0 P: 5	R: 0 E: 0 K: 2 S: 9 H: 2 LOB: 2 BB: 0 P: 9	1B: 8 2B: 0 3B: 0 HR: 1 SF: 0 SAC: 0 DP: 1 HBP: 0						

	AB	35
	R	4
	H	9
	RBI	4
	BB	3
	SO	11
	LOB	15

WP: 0 PA: 38
PB: 0
SB: 3
CS: 0

PITCHER		IP	WLS	BF	H	R	ER	SO	BB	IBB	HBP	BLK	WP	HR	S	P	ERA	WHIP
Sid Fernandez, L ERA: 2.74	(1, 1)	6.2		26	5	2	2	8	2	0	0	0	0	0	40	48	2.70	1.050
Roger McDowell, R ERA: 3.13	(7, 1)	0.1		4	2	2	2	0	1	0	0	0	0	1	3	7	54.00	9.000
Jesse Orosco, L ERA: 3.18	(8, 1)	2.0	W	8	2	0	0	3	0	0	0	0	0	0	14	14	0.00	1.000

PITCHER	IP	WLS	BF	H	R	ER	SO	BB	IBB	HBP	BLK	WP	HR	S	P	ERA	WHIP

Batter	1	2	3	4	5	6	7	8	9	AB	R	H	RBI	BB	SO	LOB
Lenny Dykstra, L (1, 8) OBP: 0.326, SLG: 0.319	BBBB 4-0 1B BB		x 0-0 E3 6-3 1B 1B		x 0-0 1B SF8 2-H 2B		x 0-0 SH 1-3 2B	x 0-0 E6 F8 1B 2B		3	4	2	1	1	0	0
Wally Backman, S (1, 4) OBP: 0.326, SLG: 0.337	x 0-0 ① F9		x 0-0 ① 6-3 2-3		x 0-0 1B WP 2-3 1B		SSS 0-3 ① K	x 0-0 2B E 1-2 1B		5	2	2	0	0	1	4
Keith Hernandez, L (1, 3) OBP: 0.383, SLG: 0.433	x 0-0 ② F8		x 0-0 G6-4-3 3-H 1B		x 0-0 ② SF8 3-H		x 0-0 FC 2B 3-H	x 0-0 ① F8 2-3		4	1	1	3	0	0	4
Gary Carter, R (1, 2) OBP: 0.368, SLG: 0.425	x 0-0 1-3 1B		x 0-0 ② ③ G6-4-3 1-2f		x 0-0 WP 1-3 1B		x 0-0 1-H 2-H HR 2B	x 0-0 E 1-3 3-H 2B 2B		5	2	4	3	0	0	1
George Foster, R (1, 7) OBP: 0.320, SLG: 0.470	x 0-0 ③ L7			x 0-0 ① 6-3	SSS 0-3 ③ K 1-2 3-H		BBBB 4-0 HR BB	x 0-0 E5 2B 2-3 3-H 2B		4	2	0	1	1	1	4
Ray Knight, R (1, 5) OBP: 0.249, SLG: 0.350		x 0-0 ① 6-3		SSS 0-3 ② K		x 0-0 ① 5-3	x 0-0 1-H 3-H HR	x 0-0 1-3 3-H 2B 2B		5	2	2	4	0	1	0
Tom Paciorek, R (1, 9) OBP: 0.299, SLG: 0.278		x 0-0 FC5-4 1B		x 0-0 ③ F8		x 0-0 ② L7	x 0-0 ② F4	x 0-0 2-H 3-H 1B 2B		5	1	2	2	0	0	0
Rafael Santana, R (1, 6) OBP: 0.284, SLG: 0.297		x 0-0 ② FC5-4 1-2f			x 0-0 E5 SH1-4 2B	x 0-0 ③ B1	x 0-0 1B	x 0-0 ② 2-H 1B		5	1	2	0	0	0	1
Sid Fernandez, L (1, 1) OBP: 0.143, SLG: 0.143 Roger McDowell, R (7, 1) OBP: 0.154, SLG: 0.083 Howard Johnson, S (7, PH) OBP: 0.285, SLG: 0.345 Jesse Orosco, R (8, 1) OBP: 0.333, SLG: 0.333		x 0-0 ③ F7			x 0-0 ① SH1-4 1-2		x 0-6 SH FC BB 0-3 K	x 0-0 ③ 4-3		1 0 1 1	0 0 1 0	0 0 0 0	0 0 1 0	0 0 1 0	0 0 1 0	1 0 1 0
Inning Stats	R: 0 E: 0 K: 0 S: 4 H: 1 LOB: 2 BB: 1 P: 8	R: 0 E: 0 K: 0 S: 4 H: 1 LOB: 1 BB: 0 P: 4	R: 1 E: 1 K: 0 S: 4 H: 2 LOB: 0 BB: 0 P: 4	R: 0 E: 0 K: 1 S: 5 H: 0 LOB: 0 BB: 0 P: 5	R: 3 E: 1 K: 1 S: 9 H: 3 LOB: 1 BB: 0 P: 9	R: 0 E: 0 K: 0 S: 3 H: 0 LOB: 0 BB: 0 P: 3	R: 6 E: 1 K: 2 S: 12 H: 3 LOB: 1 BB: 2 P: 20	R: 6 E: 2 K: 0 S: 9 H: 5 LOB: 0 BB: 0 P: 9		1B: 9 2B: 5 3B: 0 HR: 1 SF: 1 SAC: 2 DP: 1 HBP: 0						WP: 1 PB: 0 SB: 0 CS: 0 PA: 45

PITCHER		IP	WLS	BF	H	R	ER	SO	BB	IBB	HBP	BLK	WP	HR	S	P	ERA	WHIP
Bob Knepper, L ERA: 3.56	(1, 1)	5.0		23	7	4	0	2	1	0	0	0	1	0	26	30	0.00	1.600
Bill Dawley, R ERA: 4.91	(6, 1)	1.0		3	0	0	0	0	0	0	0	0	0	0	3	3	0.00	0.000
Frank DiPino, L ERA: 3.83	(7, 1)	0.1	L	7	2	6	0	1	2	0	0	0	0	1	7	15	0.00	12.000
Mike Madden, L ERA: 5.4	(7, 1)	1.2		12	6	6	0	1	0	0	0	0	0	0	14	14	0.00	3.600

PITCHER	IP	WLS	BF	H	R	ER	SO	BB	IBB	HBP	BLK	WP	HR	S	P	ERA	WHIP

BOTTOM

Houston Astros @ New York Mets

Shea Stadium, Flushing, NY

Sat Jul 27 1985, 3:33 AM EDT

Unknown

livebaseballscorecards.com

AB	39
R	16
H	15
RBI	14
BB	3
SO	4
LOB	16

Houston Astros @ New York Mets

Shea Stadium, Flushing, NY

Sat Jul 27 1985, 3:38 AM EDT

Att. 51,284 - Unknown

TOP

livebaseballscorecards.com

Batter	1	2	3	4	5	6	7	8	9	AB	R	H	RBI	BB	SO	LOB
Dickie Thon, R (1, 6) OBP: 0.280, SLG: 0.333	S S S 0-3 ① K		S S S 0-3 ③ K		x 0-0 ③ 6-3			x 0-0 1B 2B		4	1	1	0	0	2	0
Phil Garner, R (1, 4) OBP: 0.292, SLG: 0.349	x 0-0 ② 6-3			x 0-0 ① F9		x 0-0 ① 5-3		x 0-0 FC5-4 2-H 1B		4	0	1	1	0	0	0
Kevin Bass, S (1, 8) OBP: 0.285, SLG: 0.394	x 0-0 ③ 6-3			x 0-0 HR 1B		x 0-0 1B		x 0-0 ② FC5-4 1-2f		4	1	2	0	0	0	1
Jose Cruz, L (1, 7) OBP: 0.320, SLG: 0.391		x 0-0 ① 1-3		x 0-0 ② F9		x 0-0 ② L4		x 0-0 ③ 4-3		4	0	0	0	0	0	3
Glenn Davis, R (1, 3) OBP: 0.312, SLG: 0.447		x 0-0 ② F7		x 0-0 1-H HR		x 0-0 ③ 5-3			B B B B 4-0 FC1-4 BB	3	1	1	2	1	0	1
Mark Bailey, S (1, 2) OBP: 0.378, SLG: 0.407		B B B B 4-0 BB		x 0-0 WP 1B			x 0-0 G6-4-3 1B		x 0-0 ① FC1-4 1-2f 1B	3	0	2	0	1	0	1
Tim Tolman, R (1, 9) Frank DiPino, L (4, 1) OBP: 0.286, SLG: 0.286 Jerry Mumphrey, S (7, PH) OBP: 0.333, SLG: 0.409 Bill Dawley, R (7, 1) Alan Ashby, S (9, PH) OBP: 0.374, SLG: 0.438		x 0-0 ③ F4		S S S 0-3 ③ K 1-2			x 0-0 ① ② G6-4-3 1-2f		x 0-0 FC3-4 1-2 1B	2 0 1 0 1	0 0 0 0 0	0 0 0 0 1	0 0 0 0 0	0 0 0 0 0	1 0 0 0 0	2 0 1 0 0
German Rivera, R (1, 5)			x 0-0 ① G3		x 0-0 ① 6-3		x 0-0 ③ 6-3		S S S 0-3 ② K	4	0	0	0	0	1	2
Charlie Kerfeld, R (1, 1) Chris Jones, L (4, 9) OBP: 0.182, SLG: 0.100 Bill Doran, S (9, PH) OBP: 0.358, SLG: 0.419			S S S 0-3 ② K		x 0-0 ② L4			x 0-0 ① F6	x 0-0 ③ FC3-4 1-2f	1 2 1	0 0 0	0 0 0	0 0 0	0 0 0	1 0 0	0 0 2
Inning Stats	R: 0 H: 0 E: 0 LOB: 0 K: 1 BB: 0 S: 5 P: 5	R: 0 H: 0 E: 0 LOB: 1 K: 0 BB: 1 S: 3 P: 7	R: 0 H: 0 E: 0 LOB: 0 K: 2 BB: 0 S: 7 P: 7	R: 2 H: 3 E: 0 LOB: 1 K: 1 BB: 0 S: 8 P: 8	R: 0 H: 0 E: 0 LOB: 0 K: 0 BB: 0 S: 3 P: 3	R: 0 H: 1 E: 0 LOB: 1 K: 0 BB: 0 S: 4 P: 4	R: 0 H: 1 E: 0 LOB: 0 K: 0 BB: 0 S: 3 P: 3	R: 1 H: 2 E: 0 LOB: 1 K: 0 BB: 0 S: 5 P: 5	R: 0 H: 1 E: 0 LOB: 2 K: 1 BB: 1 S: 6 P: 10	1B: 6 SF: 0 2B: 1 SAC: 0 3B: 0 DP: 1 HR: 1 HBP: 0					WP: 1 PA: 36 PB: 0 SB: 0 CS: 0	

	AB	34
	R	3
	H	8
	RBI	3
	BB	2
	SO	5
	LOB	13

PITCHER		IP	WLS	BF	H	R	ER	SO	BB	IBB	HBP	BLK	WP	HR	S	P	ERA	WHIP
Bill Latham, L ERA: 4.15	(1, 1)	7.1	W	29	7	3	3	4	1	0	0	0	1	1	36	40	3.68	1.091
Jesse Orosco, L ERA: 3.06	(8, 1)	1.2	S	7	1	0	0	1	1	0	0	0	0	0	8	12	0.00	1.200

PITCHER		IP	WLS	BF	H	R	ER	SO	BB	IBB	HBP	BLK	WP	HR	S	P	ERA	WHIP

BOTTOM

Houston Astros @ New York Mets

Shea Stadium, Flushing, NY

Sat Jul 27 1985, 3:38 AM EDT

Att. 51,284 - Unknown

Batter	1	2	3	4	5	6	7	8	9	AB	R	H	RBI	BB	SO	LOB
Lenny Dykstra, L (1, 8) OBP: 0.321, SLG: 0.315	0-0 L5-3 1B	0-0 G4-6-3 1-2f		0-0 F5		0-0 4-3		0-0 F8		5	0	1	0	0	0	3
Wally Backman, S (1, 4) OBP: 0.331, SLG: 0.343	0-0 L5-3 1-2		0-0 S 2B 1B	BBBB 4-0 1-2 2B BB		0-0 6-3		0-0 2-H 2B		4	2	2	1	1	0	1
Keith Hernandez, L (1, 3) OBP: 0.388, SLG: 0.438	BBBB 4-0 BB BB		BBBB 4-0 2B SF9 1-2 BB	0-0 L6-4 1-H 2-H 2B		0-0 1B		SSS 0-3 K		3	1	2	2	2	1	1
Darryl Strawberry, L (1, 9) OBP: 0.349, SLG: 0.461 Tom Paciorek, R (4, PH) OBP: 0.295, SLG: 0.274 (5, 9)	BBBB 4-0 1-2 BB		SSS 0-3 K	0-0 L6-4 2-3		0-0 F8				1 2	0 0	0 0	0 0	1 0	1 0	2 2
Danny Heep, L (1, 7) OBP: 0.326, SLG: 0.427	0-0 F7		0-0 SF9 1-3 2-H 2B		0-0 1B SH1-3 1B		0-0 F3 1B			4	0	3	1	0	0	2
Clint Hurdle, L (1, 2) OBP: 0.375, SLG: 0.462		BBBB 4-0 2B BB	BBBB 4-0 BB		0-0 SH1-3 1-2		0-0 F3 1-2			1	1	0	0	2	0	1
Howard Johnson, S (1, 5) OBP: 0.288, SLG: 0.353		0-0 6-3 1-H 1B 2B	0-0 SF9 2-3 3-H		0-0 F2 2-3 1B		0-0 F7			3	1	2	2	0	0	0
Rafael Santana, R (1, 6) OBP: 0.284, SLG: 0.297		0-0 6-3 2-3	0-0 F7		0-0 F2 1-2			0-0 SH1-4 2B 1B		4	1	1	0	0	0	5
Bill Latham, L (1, 1) OBP: 0.500, SLG: 0.333 Jesse Orosco, R (8, 1) OBP: 0.333, SLG: 0.333		0-0 G4-6-3 3-H 1B		BBBB 4-0 BB 2B BB	0-0 6-3			0-0 SH1-4 1-2		2 0	1 0	1 0	1 0	1 0	0 0	2 0
Inning Stats	R: 0 E: 0 K: 0 S: 3 H: 1 LOB: 2 BB: 2 P: 11	R: 2 E: 0 K: 0 S: 4 H: 2 LOB: 0 BB: 1 P: 8	R: 2 E: 0 K: 1 S: 7 H: 2 LOB: 2 BB: 2 P: 15	R: 2 E: 0 K: 0 S: 3 H: 1 LOB: 0 BB: 2 P: 11	R: 0 E: 0 K: 0 S: 5 H: 2 LOB: 2 BB: 0 P: 5	R: 0 E: 0 K: 0 S: 4 H: 1 LOB: 1 BB: 0 P: 4	R: 0 E: 0 K: 0 S: 3 H: 1 LOB: 0 BB: 0 P: 3	R: 1 E: 0 K: 1 S: 7 H: 2 LOB: 1 BB: 0 P: 7		1B: 8 2B: 6 3B: 0 HR: 0	SF: 1 SAC: 2 DP: 3 HBP: 0					

PITCHER	IP	WLS	BF	H	R	ER	SO	BB	IBB	HBP	BLK	WP	HR	S	P	ERA	WHIP
Charlie Kerfeld, R (1, 1) ERA: 16.2	3.1	L	20	5	6	6	1	7	0	0	0	0	0	15	43	16.20	3.600
Frank DiPino, L (4, 1) ERA: 3.62	2.2		11	4	0	0	0	0	0	0	0	0	0	11	11	0.00	1.500
Bill Dawley, R (7, 1) ERA: 4.89	2.0		8	3	1	1	1	0	0	0	0	0	0	10	10	4.50	1.500

PITCHER	IP	WLS	BF	H	R	ER	SO	BB	IBB	HBP	BLK	WP	HR	S	P	ERA	WHIP

AB	29
R	7
H	12
RBI	7
BB	7
SO	2
LOB	19

WP: 0 PB: 0 SB: 1 CS: 0 PA: 39

livebaseballscorecards.com

Houston Astros @ New York Mets

Shea Stadium, Flushing, NY

Sun Jul 28 1985, 3:33 AM EDT

Att. 34,298 - Unknown

TOP

livebaseballscorecards.com

Batter	1	2	3	4	5	6	7	8	9	AB	R	H	RBI	BB	SO	LOB
Bill Doran, S (1, 4) OBP: 0.359, SLG: 0.420	4-3	4-3		BB BB 1B 1B	1B 1B		K2-3	E6 1-H 2-H 1B		4	1	2	0	0	0	2
Phil Garner, R (7, PH) OBP: 0.293, SLG: 0.350 (7, 4)										2	1	1	1	0	1	0
Craig Reynolds, L (1, 6) OBP: 0.307, SLG: 0.393	CS 1B		4-3	F8	1-2 1B		2B 1B	3-H 1B		6	1	4	1	0	0	1
Kevin Bass, S (1, 8) OBP: 0.289, SLG: 0.395	1-2 2B BB		5-3	1B BB 1-2 SF8 BB	K		1-H 2B	K		4	2	1	1	2	2	3
Jose Cruz, L (1, 7) OBP: 0.326, SLG: 0.400	1-H 2B		1B 2B	1B 1-2 2-3 1B BB	3-1		1-3		E S 1B	5	3	3	1	1	0	3
Jerry Mumphrey, S (1, 9) OBP: 0.338, SLG: 0.408	1-3		1B E BB	1B 1-2 2-3 3-H 1B		1B G3 BB	F8		FC1-5 1B 1-H 1B	3	1	1	1	2	0	2
Chris Jones, L (7, 9) OBP: 0.217, SLG: 0.143										1	0	1	1	0	0	0
Glenn Davis, R (1, 3) OBP: 0.321, SLG: 0.449		3-1 BB	E 1B 1-2 2-H 1B	SF8 3-H		G3 1-2		E 1B	F8	4	2	2	2	1	0	2
Alan Ashby, S (1, 2) OBP: 0.370, SLG: 0.432	3-1 1-2		E3 1B 1-3 2-H	FC4 1-3 2-H 1B		1-2 1B	F8	FC1-5 1-2 1B		2	0	0	0	0	0	2
Mark Bailey, S (3, 2) OBP: 0.385, SLG: 0.414										4	0	3	1	0	0	1
German Rivera, R (1, 5) OBP: 0.143, SLG: 0.077	6-3		1-3 3-H 1B	FC4 1-2f			K	E5 1B 1-2 E	FC1-5 1-2 2-3f	6	1	1	1	0	1	8
Joe Niekro, R (1, 1) OBP: 0.212, SLG: 0.220	BB	K			6-3	5-3		K	1-3	5	0	0	0	1	2	8

	AB	R	H	RBI	BB	SO	LOB
	46	12	19	10	7	6	32

Inning Stats	1	2	3	4	5	6	7	8	9
R	1	0	3	3	0	0	1	3	1
E	0	0	1	0	0	0	0	2	0
K	0	0	1	0	1	1	1	2	0
S	4	3	9	6	7	6	7	11	6
H	2	0	3	3	2	1	2	3	3
LOB	1	2	2	2	2	2	1	0	2
BB	1	2	1	2	0	1	0	0	0
P	8	11	13	14	7	10	7	11	6

	1B	SF	WP	PA
	16	1	0	54
	2B: 3	SAC: 0	PB: 0	
	3B: 0	DP: 0	SB: 1	
	HR: 0	HBP: 0	CS: 1	

PITCHER		IP	WLS	BF	H	R	ER	SO	BB	IBB	HBP	BLK	WP	HR	S	P	ERA	WHIP
Ron Darling, R ERA: 2.95	(1, 1)	4.0	L	26	8	7	5	1	6	0	0	0	0	0	22	46	11.25	3.500
Tom Gorman, L ERA: 5.24	(5, 1)	3.0		15	5	1	1	3	1	0	0	0	0	0	20	24	3.00	2.000
Doug Sisk, R ERA: 5.93	(8, 1)	2.0		13	6	4	1	2	0	0	0	0	0	0	17	17	4.50	3.000

PITCHER	IP	WLS	BF	H	R	ER	SO	BB	IBB	HBP	BLK	WP	HR	S	P	ERA	WHIP

Houston Astros @ New York Mets

Shea Stadium, Flushing, NY

Sun Jul 28 1985, 3:33 AM EDT

Att. 34,298 - Unknown

livebaseballscorecards.com

BOTTOM

Batter	1	2	3	4	5	6	7	8	9	AB	R	H	RBI	BB	SO	LOB
Lenny Dykstra, L (1, 8) OBP: 0.319, SLG: 0.313 Doug Sisk, R (8, 1)	F8		FC4-6 1B		F7		F7			4	0	1	0	0	0	0
										0	0	0	0	0	0	0
Wally Backman, S (1, 4) OBP: 0.333, SLG: 0.349	K		FC4-6 S HR 1-2f		G3-6 1B			HR 2B		4	2	2	0	0	1	1
Darryl Strawberry, L (1, 9) OBP: 0.357, SLG: 0.497 (8, 8)	S BB		HR 1-H		G3-6 1-2f			HR 2-H		3	2	2	4	1	0	1
Gary Carter, R (1, 2) OBP: 0.365, SLG: 0.421 Ronn Reynolds, R (7, 2) OBP: 0.321, SLG: 0.370	F5 1-2		6-3			F3		K		3	0	0	0	0	0	1
										1	0	0	0	0	1	0
Danny Heep, L (1, 3) OBP: 0.333, SLG: 0.431		1B 1B	BB			WP 1B		4-3		3	0	2	0	1	0	0
George Foster, R (1, 7) OBP: 0.316, SLG: 0.463		F7	F9			K 1-3		F8		4	0	0	0	0	1	3
Howard Johnson, S (1, 5) OBP: 0.284, SLG: 0.347		F9	F8			F9			F4	4	0	0	0	0	0	2
Rafael Santana, R (1, 6) OBP: 0.283, SLG: 0.296		FC6 1-2 1B	L6				5-3		F9	4	0	1	0	0	0	0
Ron Darling, R (1, 1) OBP: 0.192, SLG: 0.235 Rusty Staub, L (4, PH) OBP: 0.342, SLG: 0.355 Tom Gorman, L (5, 1) Clint Hurdle, L (7, PH) OBP: 0.364, SLG: 0.444 (8, 9)		FC6 1-2f	F5				F7		F8	1	0	0	0	0	0	2
										1	0	0	0	0	0	0
										0	0	0	0	0	0	0
										2	0	0	0	0	0	0

Inning Stats	1	2	3	4	5	6	7	8	9
	R: 0 H: 0 E: 0 LOB: 1 K: 1 BB: 1 S: 5 P: 9	R: 0 H: 2 E: 0 LOB: 2 K: 0 BB: 0 S: 5 P: 5	R: 2 H: 2 E: 0 LOB: 1 K: 0 BB: 1 S: 5 P: 9	R: 0 H: 0 E: 0 LOB: 0 K: 0 BB: 0 S: 3 P: 3	R: 0 H: 1 E: 0 LOB: 0 K: 0 BB: 0 S: 3 P: 3	R: 0 H: 1 E: 1 LOB: 1 K: 1 BB: 0 S: 6 P: 6	R: 0 H: 0 E: 0 LOB: 0 K: 0 BB: 0 S: 3 P: 3	R: 2 H: 2 E: 0 LOB: 0 K: 1 BB: 0 S: 7 P: 7	R: 0 H: 0 E: 0 LOB: 0 K: 0 BB: 0 S: 3 P: 3

	AB	34
	R	4
	H	8
	RBI	4
	BB	2
	SO	3
	LOB	10

	1B: 5	SF: 0	WP: 1	PA: 36
	2B: 1	SAC: 0	PB: 0	
	3B: 0	DP: 1	SB: 2	
	HR: 2	HBP: 0	CS: 0	

PITCHER	IP	WLS	BF	H	R	ER	SO	BB	IBB	HBP	BLK	WP	HR	S	P	ERA	WHIP
Joe Niekro, R (1, 1) ERA: 3.03	9.0	W	36	8	4	4	3	2	0	0	0	1	2	40	48	4.00	1.111

PITCHER	IP	WLS	BF	H	R	ER	SO	BB	IBB	HBP	BLK	WP	HR	S	P	ERA	WHIP

Batter	1	2	3	4	5	6	7	8	9	AB	R	H	RBI	BB	SO	LOB
Tim Raines, S (1, 7) OBP: 0.372, SLG: 0.417	K		G3			F9		F6		4	0	0	0	0	1	3
U L Washington, S (1, 4) OBP: 0.352, SLG: 0.440	K			K		4-3		F2		4	0	0	0	0	2	3
Andre Dawson, R (1, 9) OBP: 0.310, SLG: 0.416	1B			FC5-4 BB			F8		4-3	3	0	1	0	1	0	0
Hubie Brooks, R (1, 6) OBP: 0.293, SLG: 0.372	6-3			FC5-4 1-2f			F7		4-3 HR 1B	4	1	1	0	0	0	2
Dan Driessen, L (1, 3) OBP: 0.323, SLG: 0.367		4-3		F7			6-3		4-3 1-2	4	0	0	0	0	0	2
Tim Wallach, R (1, 5) OBP: 0.323, SLG: 0.443		5-3			L6			1B 2B	2-H HR	4	1	2	2	0	0	0
Herm Winningham, L (1, 8) OBP: 0.332, SLG: 0.370		F7			K			BB 1B 2-3	K	3	0	1	0	0	1	0
Jim Wohlford, R (9, PH) OBP: 0.257, SLG: 0.234										1	0	0	0	0	1	0
Mike Fitzgerald, R (1, 2) OBP: 0.295, SLG: 0.281			L6		6-3			F6		2	0	0	0	0	0	0
Terry Francona, L (8, PH) OBP: 0.315, SLG: 0.328										1	0	0	0	0	0	2
Sal Butera, R (8, 2) OBP: 0.263, SLG: 0.212										0	0	0	0	0	0	0
Bryn Smith, R (1, 1) OBP: 0.231, SLG: 0.235			5-3			F8		BB 1-2		2	0	0	0	0	0	0
Razor Shines, S (8, PH) OBP: 0.192, SLG: 0.160										0	0	0	0	1	0	0
Mitch Webster, S (8, PR) OBP: 0.247, SLG: 0.449										0	0	0	0	0	0	0
Gary Lucas, L (8, 1)										0	0	0	0	0	0	0
Inning Stats	R: 0 E: 0 K: 2 S: 8 H: 1 LOB: 1 BB: 0 P: 8	R: 0 E: 0 K: 0 S: 3 H: 0 LOB: 0 BB: 0 P: 3	R: 0 E: 0 K: 0 S: 3 H: 0 LOB: 0 BB: 0 P: 3	R: 0 E: 0 K: 1 S: 5 H: 0 LOB: 1 BB: 1 P: 9	R: 0 E: 0 K: 1 S: 5 H: 0 LOB: 0 BB: 0 P: 5	R: 0 E: 0 K: 0 S: 3 H: 0 LOB: 0 BB: 0 P: 3	R: 0 E: 0 K: 0 S: 3 H: 0 LOB: 0 BB: 0 P: 3	R: 0 E: 0 K: 0 S: 5 H: 2 LOB: 3 BB: 1 P: 9	R: 2 E: 0 K: 1 S: 7 H: 2 LOB: 0 BB: 0 P: 7	1B: 3 2B: 1 3B: 0 HR: 1	SF: 0 SAC: 0 DP: 0 HBP: 0						

PITCHER	IP	WLS	BF	H	R	ER	SO	BB	IBB	HBP	BLK	WP	HR	S	P	ERA	WHIP
Rick Aguilera, R (1, 1) ERA: 1.84	7.1	W	27	3	0	0	4	2	0	0	0	0	0	33	41	0.00	0.682
Jesse Orosco, L (8, 1) ERA: 3.33	1.2	S	7	2	2	2	1	0	0	0	0	0	1	9	9	10.80	1.200

PITCHER	IP	WLS	BF	H	R	ER	SO	BB	IBB	HBP	BLK	WP	HR	S	P	ERA	WHIP

TOP

Montreal Expos @ New York Mets

Shea Stadium, Flushing, NY

Mon Jul 29 1985, 7:05 PM EDT

Att. 30,693 - Unknown

livebaseballscorecards.com

AB	32
R	2
H	5
RBI	2
BB	2
SO	5
LOB	12

PA: 34

WP: 0 PB: 0 SB: 0 CS: 0

Montreal Expos @ New York Mets

Shea Stadium, Flushing, NY

Mon Jul 29 1985, 7:05 PM EDT

Att. 30,693 - Unknown

BOTTOM

Batter	1	2	3	4	5	6	7	8	9	AB	R	H	RBI	BB	SO	LOB
Lenny Dykstra, L (1, 8) OBP: 0.318, SLG: 0.318	SH 2B 2B	4-3			F7		K			4	1	1	0	0	1	3
Wally Backman, S (1, 4) OBP: 0.330, SLG: 0.346	SH 2B 2-3		G3		K		K			3	1	0	0	0	2	2
Keith Hernandez, L (1, 3) OBP: 0.387, SLG: 0.438	6-3 2B 1-H 3-H		6-3			F5	5-3			4	0	1	2	0	0	1
Gary Carter, R (1, 2) OBP: 0.364, SLG: 0.419	F5		K			K		G1-6-3 1B		4	0	1	0	0	2	1
Darryl Strawberry, L (1, 9) OBP: 0.355, SLG: 0.492	6-3 2-3			F6		1B 1B		F7		4	1	1	0	0	0	2
Danny Heep, L (1, 7) OBP: 0.333, SLG: 0.429 Tom Paciorek, R (8, PH) OBP: 0.293, SLG: 0.272 (9, 7)	L1			K		1B 1-3		G1-6-3 1-2f		3 1	0 0	1 0	0 0	0 0	1 0	1 1
Howard Johnson, S (1, 5) OBP: 0.285, SLG: 0.347		4-3		4-3		1B 1-2 3-H				3	0	1	1	0	0	0
Rafael Santana, R (1, 6) OBP: 0.284, SLG: 0.297		SH1-4 1B			K	4-3				3	0	1	0	0	1	2
Rick Aguilera, R (1, 1) OBP: 0.375, SLG: 0.400 Jesse Orosco, R (8, 1) OBP: 0.333, SLG: 0.333		SH1-4 1-2			1B		1B			2 0	0 0	2 0	0 0	0 0	0 0	0 0
Inning Stats	R: 2 H: 2 E: 1 LOB: 1 K: 0 BB: 0 S: 6 P: 6	R: 0 H: 1 E: 0 LOB: 1 K: 0 BB: 0 S: 4 P: 4	R: 0 H: 0 E: 0 LOB: 0 K: 1 BB: 0 S: 5 P: 5	R: 0 H: 0 E: 0 LOB: 0 K: 1 BB: 0 S: 5 P: 5	R: 0 H: 1 E: 0 LOB: 1 K: 2 BB: 0 S: 8 P: 8	R: 1 H: 3 E: 0 LOB: 2 K: 1 BB: 0 S: 8 P: 8	R: 0 H: 1 E: 0 LOB: 1 K: 2 BB: 0 S: 8 P: 8	R: 0 H: 1 E: 0 LOB: 0 K: 0 BB: 0 S: 3 P: 3		1B: 7 SF: 0 2B: 2 SAC: 2 3B: 0 DP: 1 HR: 0 HBP: 0						

livebaseballscorecards.com

AB	31
R	3
H	9
RBI	3
BB	0
SO	7
LOB	13

WP: 0 PA: 33
PB: 0
SB: 0
CS: 0

PITCHER		IP	WLS	BF	H	R	ER	SO	BB	IBB	HBP	BLK	WP	HR	S	P	ERA	WHIP
Bryn Smith, R ERA: 2.68	(1, 1)	7.0	L	30	8	3	2	7	0	0	0	0	0	0	44	44	2.57	1.143
Gary Lucas, L ERA: 2.92	(8, 1)	1.0		3	1	0	0	0	0	0	0	0	0	0	3	3	0.00	1.000

PITCHER	IP	WLS	BF	H	R	ER	SO	BB	IBB	HBP	BLK	WP	HR	S	P	ERA	WHIP

Batter	1	2	3	4	5	6	7	8	9	AB	R	H	RBI	BB	SO	LOB
Tim Raines, S (1, 7) OBP: 0.373, SLG: 0.416	S S S 0-3 ① K			B B B B 4-0 1B 1B BB		x 0-0 ① F7		x 0-0 1-3 1B		3	0	1	0	1	1	0
Vance Law, R (1, 4) OBP: 0.360, SLG: 0.395	S S S 0-3 ② K			x 0-0 ① F9		x 0-0 ② 6-3		S S S 0-3 ③ K		4	0	0	0	0	2	3
Tim Burke, R (8, 1) OBP: 0.200, SLG: 0.200										0	0	0	0	0	0	0
Andre Dawson, R (1, 9) OBP: 0.307, SLG: 0.410	S S S 0-3 ③ K			x 0-0 ② F5		S S S 0-3 ③ K			x 0-0 ① F8	4	0	0	0	0	2	1
Hubie Brooks, R (1, 6) OBP: 0.295, SLG: 0.373		x 0-0 G4-3-6 1B		x 0-0 1B 1-2 1B			S S S 0-3 ① K		x 0-0 ② F9	4	0	2	0	0	1	0
Dan Driessen, L (1, 3) OBP: 0.325, SLG: 0.367		x 0-0 ① ② G4-3-6 1-2f		x 0-0 FC6 1-2 2-3 1B			B B B B 4-0 G4-6-3 BB		x 0-0 ③ 6-3	3	0	1	0	1	0	1
Tim Wallach, R (1, 5) OBP: 0.320, SLG: 0.439		x 0-0 ③ 5-3		x 0-0 ③ FC6 1-2f			x 0-0 ② ③ G4-6-3 1-2f			3	0	0	0	0	0	4
Herm Winningham, L (1, 8) OBP: 0.327, SLG: 0.365			S S S 0-3 ① K		S S S 0-3 ① K			x 0-0 ① F8		3	0	0	0	0	2	0
Mike Fitzgerald, R (1, 2) OBP: 0.293, SLG: 0.278			x 0-0 ② F7		S S S 0-3 ② K			x 0-0 1B 1B		2	0	0	0	0	1	0
U L Washington, S (8, PH) OBP: 0.356, SLG: 0.444										1	0	1	0	0	0	0
(8, 4)																
Bill Gullickson, R (1, 1) OBP: 0.135, SLG: 0.162			x 0-0 ③ 6-3		S S S 0-3 ③ K			x 0-0 ② F6		2	0	0	0	0	1	0
Terry Francona, L (8, PH) OBP: 0.313, SLG: 0.325										1	0	0	0	0	0	1
Sal Butera, R (8, 2) OBP: 0.263, SLG: 0.212										0	0	0	0	0	0	0
Inning Stats	R: 0 H: 0 E: 0 LOB: 0 K: 3 BB: 0 S: 9 P: 9	R: 0 H: 1 E: 0 LOB: 0 K: 0 BB: 0 S: 3 P: 3	R: 0 H: 0 E: 0 LOB: 0 K: 1 BB: 0 S: 5 P: 5	R: 0 H: 2 E: 0 LOB: 3 K: 0 BB: 1 S: 5 P: 9	R: 0 H: 0 E: 0 LOB: 0 K: 3 BB: 0 S: 9 P: 9	R: 0 H: 0 E: 0 LOB: 0 K: 1 BB: 0 S: 5 P: 5	R: 0 H: 0 E: 0 LOB: 0 K: 1 BB: 1 S: 4 P: 8	R: 0 H: 2 E: 0 LOB: 2 K: 1 BB: 0 S: 7 P: 7	R: 0 H: 0 E: 0 LOB: 0 K: 0 BB: 0 S: 3 P: 3	1B: 5 2B: 0 3B: 0 HR: 0	SF: 0 SAC: 0 DP: 2 HBP: 0					

PITCHER	IP	WLS	BF	H	R	ER	SO	BB	IBB	HBP	BLK	WP	HR	S	P	ERA	WHIP
Dwight Gooden, R (1, 1) ERA: 1.65	9.0	W	32	5	0	0	10	2	0	0	0	0	0	50	58	0.00	0.778

PITCHER	IP	WLS	BF	H	R	ER	SO	BB	IBB	HBP	BLK	WP	HR	S	P	ERA	WHIP

TOP

Montreal Expos @ New York Mets

Shea Stadium, Flushing, NY

Tue Jul 30 1985, 7:05 PM EDT

Att. 45,118 - Unknown

livebaseballscorecards.com

AB	30
R	0
H	5
RBI	0
BB	2
SO	10
LOB	10

WP: 0 PA: 32
PB: 0
SB: 0
CS: 0

Batter	1	2	3	4	5	6	7	8	9	AB	R	H	RBI	BB	SO	LOB
Lenny Dykstra, L (1, 8) OBP: 0.316, SLG: 0.311	S S S 0-3 K ①		x 0-0 4-3 ②		x 0-0 3-1 ③		B B B B 4-0 S BB			3	0	0	0	1	1	1
Wally Backman, S (1, 4) OBP: 0.332, SLG: 0.348	S S S 0-3 K ②		x 0-0 S 1B			x 0-0 5-3 S 1B 1B	x 0-0 F7 ③ 1-2			4	1	2	0	0	1	1
Keith Hernandez, L (1, 3) OBP: 0.388, SLG: 0.439	x 0-0 1B		x 0-0 4-3 ③ 1-2			x 0-0 F2 ①		x 0-0 G5-4-3 1B		4	0	2	0	0	0	2
Gary Carter, R (1, 2) OBP: 0.360, SLG: 0.414	x 0-0 F9 ③			x 0-0 6-3 ①		x 0-0 5-3 ② 1-3		x 0-0 G5-4-3 ① ② 1-2f		4	0	0	0	0	0	3
Darryl Strawberry, L (1, 9) OBP: 0.362, SLG: 0.497		x 0-0 G3 2B		S S S 0-3 K ②		I I I 4-0 1B IBB		B B B B 4-0 S 1B BB		2	1	1	0	2	1	0
George Foster, R (1, 7) OBP: 0.318, SLG: 0.464		x 0-0 6-3 ①		x 0-0 6-3 ③		x 0-0 1-2 3-H 1B		x 0-0 1-H 1B		4	0	2	2	0	0	1
Howard Johnson, S (1, 5) OBP: 0.284, SLG: 0.343		x 0-0 G3 ② 2-3			x 0-0 F7 ①	x 0-0 4-3 ③		4-0 FC6-4 IBB		3	0	0	0	1	0	3
Rafael Santana, R (1, 6) OBP: 0.283, SLG: 0.296		x 0-0 4-3 ③			x 0-0 SH1-4 1B		x 0-0 4-3 ①	x 0-0 FC6-4 ③ 1-2f		4	0	1	0	0	0	3
Dwight Gooden, R (1, 1) OBP: 0.234, SLG: 0.169			x 0-0 6-3 ①		x 0-0 SH1-4 ② 1-2		x 0-0 F8 ②			2	0	0	0	0	0	0
Inning Stats	R: 0 H: 1 E: 0 LOB: 1 K: 2 BB: 0 S: 8 P: 8	R: 0 H: 1 E: 0 LOB: 1 K: 0 BB: 0 S: 4 P: 4	R: 0 H: 1 E: 0 LOB: 1 K: 0 BB: 0 S: 4 P: 4	R: 0 H: 0 E: 0 LOB: 0 K: 1 BB: 0 S: 5 P: 5	R: 0 H: 1 E: 0 LOB: 1 K: 0 BB: 0 S: 4 P: 4	R: 1 H: 2 E: 0 LOB: 2 K: 0 BB: 1 S: 5 P: 9	R: 0 H: 0 E: 0 LOB: 1 K: 0 BB: 1 S: 3 P: 7	R: 1 H: 2 E: 0 LOB: 2 K: 0 BB: 2 S: 4 P: 12		1B: 7 SF: 0 2B: 1 SAC: 1 3B: 0 DP: 1 HR: 0 HBP: 0						WP: 0 PA: 35 PB: 0 SB: 4 CS: 0

PITCHER		IP	WLS	BF	H	R	ER	SO	BB	IBB	HBP	BLK	WP	HR	S	P	ERA	WHIP
Bill Gullickson, R ERA: 3.08	(1, 1)	7.0	L	29	6	1	1	3	1	1	0	0	0	0	33	41	1.29	1.000
Tim Burke, R ERA: 1.51	(8, 1)	1.0		6	2	1	1	0	1	1	0	0	0	0	4	12	9.00	3.000

PITCHER	IP	WLS	BF	H	R	ER	SO	BB	IBB	HBP	BLK	WP	HR	S	P	ERA	WHIP

BOTTOM

Montreal Expos @ New York Mets

Shea Stadium, Flushing, NY

Tue Jul 30 1985, 7:05 PM EDT

Att. 45,118 - Unknown

livebaseballscorecards.com

AB	30
R	2
H	8
RBI	2
BB	4
SO	3
LOB	14

Batter	1	2	3	4	5	6	7	8	9	AB	R	H	RBI	BB	SO	LOB
Tim Raines, S (1, 7) OBP: 0.368, SLG: 0.411	F7		F8		4-3		4-3 1-2 3-H		G3	5	0	0	0	0	0	4
U L Washington, S (1, 4) OBP: 0.347, SLG: 0.432	F9		F7		F6		G3			4	0	0	0	0	0	2
Andre Dawson, R (1, 9) OBP: 0.306, SLG: 0.411	F2		1-3 2B		K			F3		4	0	1	0	0	1	0
Hubie Brooks, R (1, 6) OBP: 0.295, SLG: 0.370		BBBB FC6-4 BB	F4			4-3		6-3		3	0	0	0	1	0	2
Terry Francona, L (1, 3) OBP: 0.311, SLG: 0.347		F5		HR		4-3		4-3		4	1	1	1	0	0	1
Tim Wallach, R (1, 5) OBP: 0.319, SLG: 0.437		FC6-4 1B 1-2f		K		F7			FC6-4 E 1B	4	0	1	0	0	1	1
Herm Winningham, L (1, 8) OBP: 0.335, SLG: 0.378		1-2 1B		1B 1B				1B BLK 2B	K	4	1	3	0	0	1	1
Steve Nicosia, R (1, 2) OBP: 0.258, SLG: 0.228		K		G3-6-1 1-2 1B				BLK 2-3 1B	E6 FC6-4 1-2	4	0	2	0	0	1	3
Dan Schatzeder, L (1, 1) OBP: 0.238, SLG: 0.400 Randy St. Claire, R (6, 1) OBP: 0.400, SLG: 0.250 Razor Shines, S (7, PH) OBP: 0.185, SLG: 0.154 Tim Burke, R (7, 1) OBP: 0.200, SLG: 0.200 Dan Driessen, L (9, PH) OBP: 0.324, SLG: 0.365			2B 1B	G3-6-1 1-2f			K		FC6-4 1-2f 2-3	2 0 1 0 1	0 0 0 0 0	1 0 0 0 0	0 0 0 0 0	0 0 1 0 0	0 0 0 0 0	2 0 2 0 2

TOP

Montreal Expos @ New York Mets

Shea Stadium, Flushing, NY

Wed Jul 31 1985, 3:33 AM EDT

Att. 26,055 - Unknown

livebaseballscorecards.com

	AB	R	H	RBI	BB	SO	LOB
	36	2	9	1	1	5	20

Inning Stats	1	2	3	4	5	6	7	8	9	1B	SF	WP	PA
R	0	0	0	1	0	0	1	0	0	6	0	0	37
E	0	0	0	0	0	0	0	0	1	2B 2	SAC 0	PB 0	
K	0	1	0	1	1	0	1	1	1	3B 0	DP 1	SB 0	
S	3	6	5	7	5	3	7	3	7	HR 1	HBP 0	CS 0	
H	0	1	2	3	0	0	2	0	1				
LOB	0	2	2	1	0	0	1	0	2				
BB	0	1	0	0	0	0	0	0	0				
P	3	10	5	7	5	3	7	3	7				

PITCHER		IP	WLS	BF	H	R	ER	SO	BB	IBB	HBP	BLK	WP	HR	S	P	ERA	WHIP
Ed Lynch, R ERA: 2.9	(1, 1)	5.0	W	21	6	1	1	3	1	0	0	0	0	1	26	30	1.80	1.400
Roger McDowell, R ERA: 3.08	(6, 1)	4.0	S	16	3	1	1	2	0	0	0	1	0	0	20	20	2.25	0.750

PITCHER	IP	WLS	BF	H	R	ER	SO	BB	IBB	HBP	BLK	WP	HR	S	P	ERA	WHIP

Batter	1	2	3	4	5	6	7	8	9	AB	R	H	RBI	BB	SO	LOB
Wally Backman, S (1, 4) OBP: 0.331, SLG: 0.350	K	K			2B		6-3			4	0	1	2	0	2	2
Tom Paciorek, R (1, 9) (7, 7) OBP: 0.291, SLG: 0.266	L5-3 BB		F9		F9		4-3			3	0	0	0	1	0	1
Keith Hernandez, L (1, 3) OBP: 0.384, SLG: 0.434	L5-3		6-3		4-3			4-3		4	0	0	0	0	0	2
Gary Carter, R (1, 2) OBP: 0.359, SLG: 0.421		F7	F7			HR		5-3		4	1	1	1	0	0	0
George Foster, R (1, 7) OBP: 0.318, SLG: 0.466 Lenny Dykstra, L (7, 8) OBP: 0.314, SLG: 0.309	1B	2B		F8		4-3		K		3 1	1 0	1 0	0 0	0 0	0 1	0 0
Darryl Strawberry, L (1, 8) (7, 9) OBP: 0.362, SLG: 0.495	S 1B	1B		K		F9				3	1	1	1	0	1	0
Ray Knight, R (1, 5) OBP: 0.250, SLG: 0.350		SH1-4 BB		F9		4-3				3	0	1	1	0	0	0
Ron Gardenhire, R (1, 6) OBP: 0.333, SLG: 0.200		SH1-4 BB			SH1-3 2B BB		SH2-4 6-3 BB			0	2	0	0	3	0	0
Ed Lynch, R (1, 1) OBP: 0.162, SLG: 0.088 Ronn Reynolds, R (5, PH) OBP: 0.321, SLG: 0.370 Roger McDowell, R (6, 1) OBP: 0.154, SLG: 0.083		SH1-4			SH1-3		SH2-4			0 0 0	0 0 0	0 0 0	0 0 0	0 0 0	0 0 0	0 0 0
Inning Stats	R: 0 E: 0 K: 1 S: 4 H: 0 LOB: 0 BB: 1 P: 8	R: 2 E: 0 K: 1 S: 8 H: 3 LOB: 2 BB: 1 P: 12	R: 0 E: 0 K: 0 S: 3 H: 0 LOB: 0 BB: 0 P: 3	R: 0 E: 0 K: 1 S: 5 H: 0 LOB: 0 BB: 0 P: 5	R: 1 E: 0 K: 0 S: 4 H: 1 LOB: 1 BB: 1 P: 8	R: 1 E: 0 K: 0 S: 4 H: 1 LOB: 0 BB: 0 P: 4	R: 1 E: 0 K: 0 S: 3 H: 0 LOB: 0 BB: 1 P: 7	R: 0 E: 0 K: 1 S: 5 H: 0 LOB: 0 BB: 0 P: 5		1B: 2 2B: 3 3B: 0 HR: 1 SF: 0 SAC: 3 DP: 1 HBP: 0						

PITCHER	IP	WLS	BF	H	R	ER	SO	BB	IBB	HBP	BLK	WP	HR	S	P	ERA	WHIP
Dan Schatzeder, L (1, 1) ERA: 3.82	5.0	L	22	5	4	4	3	3	0	0	0	0	1	25	37	7.20	1.600
Randy St. Claire, R (6, 1) ERA: 2.5	1.0		3	0	0	0	0	0	0	0	0	0	0	3	3	0.00	0.000
Tim Burke, R (7, 1) ERA: 1.6	2.0		7	0	1	1	1	1	0	0	0	0	0	8	12	4.50	0.500

PITCHER	IP	WLS	BF	H	R	ER	SO	BB	IBB	HBP	BLK	WP	HR	S	P	ERA	WHIP

BOTTOM

Montreal Expos @ New York Mets

Shea Stadium, Flushing, NY

Wed Jul 31 1985, 3:33 AM EDT

Att. 26,055 - Unknown

livebaseballscorecards.com

AB	25
R	5
H	5
RBI	5
BB	4
SO	4
LOB	5

Batter	1	2	3	4	5	6	7	8	9	AB	R	H	RBI	BB	SO	LOB
Lenny Dykstra, L (1, 8) OBP: 0.318, SLG: 0.314	4-3 1B		6-3		PB S 1B			G3		4	1	2	0	0	0	0
Wally Backman, S (1, 4) OBP: 0.330, SLG: 0.349	4-3 1-2		G4-6-3 1B		G3 1-3			4-3		4	0	1	0	0	0	2
Keith Hernandez, L (1, 3) OBP: 0.381, SLG: 0.429	L4		G4-6-3 1-2f			F8		4-3		4	0	0	0	0	0	2
Gary Carter, R (1, 2) OBP: 0.358, SLG: 0.419	2-H 1B			L4		K			5-3	4	0	1	1	0	1	0
Darryl Strawberry, L (1, 9) OBP: 0.355, SLG: 0.485	K			F9		E4			F9	4	0	0	0	0	1	1
George Foster, R (1, 7) OBP: 0.321, SLG: 0.470		FC3-4 1B		2B		K			F9	4	0	2	0	0	1	1
Howard Johnson, S (1, 5) OBP: 0.281, SLG: 0.339		K		F6			K			3	0	0	0	0	2	2
Rafael Santana, R (1, 6) OBP: 0.281, SLG: 0.293		F9			F9		6-3			3	0	0	0	0	0	1
Sid Fernandez, L (1, 1) OBP: 0.138, SLG: 0.138		FC3-4 1-2f			F7		F8			1	0	0	0	0	0	1
Clint Hurdle, L (5, PH) OBP: 0.358, SLG: 0.436										1	0	0	0	0	0	0
Terry Leach, R (5, 1) OBP: 0.500, SLG: 0.750										0	0	0	0	0	0	0
Danny Heep, L (7, PH) OBP: 0.332, SLG: 0.427										1	0	0	0	0	0	0
Doug Sisk, R (7, 1)										0	0	0	0	0	0	0
Inning Stats	R: 1 E: 0 K: 1 S: 7 H: 2 LOB: 1 BB: 0 P: 7	R: 0 E: 0 K: 1 S: 6 H: 1 LOB: 1 BB: 0 P: 6	R: 0 E: 0 K: 0 S: 3 H: 1 LOB: 0 BB: 0 P: 3	R: 0 E: 0 K: 0 S: 4 H: 1 LOB: 1 BB: 0 P: 4	R: 0 E: 0 K: 0 S: 4 H: 1 LOB: 1 BB: 0 P: 4	R: 0 E: 1 K: 2 S: 8 H: 0 LOB: 1 BB: 0 P: 8	R: 0 E: 0 K: 1 S: 5 H: 0 LOB: 0 BB: 0 P: 5	R: 0 E: 0 K: 0 S: 3 H: 0 LOB: 0 BB: 0 P: 3	R: 0 E: 0 K: 0 S: 3 H: 0 LOB: 0 BB: 0 P: 3	1B: 5 2B: 1 3B: 0 HR: 0	SF: 0 SAC: 0 DP: 1 HBP: 0						

PITCHER	IP	WLS	BF	H	R	ER	SO	BB	IBB	HBP	BLK	WP	HR	S	P	ERA	WHIP
Dennis Eckersley, R (1, 1) ERA: 2.69	6.0	W	24	6	1	1	4	0	0	0	0	0	0	32	32	1.50	1.000
Warren Brusstar, R (7, 1) ERA: 4.99	3.0	S	9	0	0	0	1	0	0	0	0	0	0	11	11	0.00	0.000

PITCHER	IP	WLS	BF	H	R	ER	SO	BB	IBB	HBP	BLK	WP	HR	S	P	ERA	WHIP

TOP

New York Mets @ Chicago Cubs

Wrigley Field, Chicago, IL

Fri Aug 02 1985, 3:33 AM CDT

Att. 35,419 - Unknown

livebaseballscorecards.com

AB	33
R	1
H	6
RBI	1
BB	0
SO	5
LOB	10

1B: 5	SF: 0	WP: 0	PA: 33
2B: 1	SAC: 0	PB: 1	
3B: 0	DP: 1	SB: 1	
HR: 0	HBP: 0	CS: 0	

Batter	1	2	3	4	5	6	7	8	9	AB	R	H	RBI	BB	SO	LOB
Davey Lopes, R (1, 8) OBP: 0.405, SLG: 0.455	BBBB 4-0 23 S 23 1B BB	SSS 0-3 ③ K		SSS 0-3 ③ K		x 0-0 ② FC1-2 1-2 3-		x 0-0 ③ 5-3		4	1	0	0	1	2	6
23 Ryne Sandberg, R (1, 4) OBP: 0.353, SLG: 0.478	x 0-0 1B 1-H 1B		x 0-0 ① F7		x 0-0 ① 6-3	x 0-0 ③ 5-3				4	0	1	1	0	0	2
Gary Matthews, R (1, 7) OBP: 0.385, SLG: 0.443	x 0-0 G5-4-3 1-3 1B		SSS 0-3 ② K		x 0-0 HR		x 0-0 ① F9			4	1	2	1	0	1	0
Keith Moreland, R (1, 3) OBP: 0.369, SLG: 0.421	x 0-0 ①② G5-4-3 1-2f		x 0-0 2B		x 0-0 ② 6-3		BBBB 4-0 6-3 1B BB			3	0	1	0	1	0	2
Ron Cey, R (1, 5) OBP: 0.320, SLG: 0.384	x 0-0 ③ F7		x 0-0 ③ F8		H 1-0 FC5-4 HBP		x 0-0 6-3 1-2 1B			3	0	1	0	0	0	2
Jody Davis, R (1, 2) OBP: 0.291, SLG: 0.381		x 0-0 ① F4		x 0-0 ① F6	x 0-0 ③ FC5-4 1-2f		x 0-0 ② 6-3 1-2 2-3			4	0	0	0	0	0	3
Gary Woods, R (1, 9) OBP: 0.333, SLG: 0.263		x 0-0 BB 1B		x 0-0 ② F7		SSS 0-3 ① K	x 0-0 ③ 5-3			4	0	1	0	0	1	2
Larry Bowa, S (1, 6) OBP: 0.278, SLG: 0.322		BBBB 4-0 1-2 BB		BBBB 4-0 BB		x 0-0 3B		x 0-0 ① F8		2	0	1	0	2	0	0
Dennis Eckersley, R (1, 1) OBP: 0.204, SLG: 0.093 Thad Bosley, L (6, PH) OBP: 0.358, SLG: 0.449 Warren Brusstar, R (7, 1)		SSS 0-3 ② K		BBBB 4-0 1-2 BB		x 0-0 FC FC1-2		SSS 0-3 ② K		1 1 1	0 0 0	0 0 0	0 0 0	1 0 0	1 0 1	2 1 0
Inning Stats	R: 1 E: 0 K: 0 S: 4 H: 2 LOB: 1 BB: 1 P: 8	R: 0 E: 0 K: 2 S: 8 H: 1 LOB: 2 BB: 1 P: 12	R: 0 E: 0 K: 1 S: 6 H: 1 LOB: 1 BB: 0 P: 6	R: 0 E: 0 K: 1 S: 5 H: 0 LOB: 2 BB: 2 P: 13	R: 1 E: 0 K: 0 S: 4 H: 1 LOB: 1 BB: 0 P: 5	R: 0 E: 0 K: 1 S: 7 H: 1 LOB: 2 BB: 0 P: 7	R: 0 E: 0 K: 0 S: 4 H: 1 LOB: 2 BB: 1 P: 8	R: 0 E: 0 K: 1 S: 5 H: 0 LOB: 0 BB: 0 P: 5		1B: 4 2B: 1 3B: 1 HR: 1	SF: 0 SAC: 0 DP: 1 HBP: 1					

PITCHER		IP	WLS	BF	H	R	ER	SO	BB	IBB	HBP	BLK	WP	HR	S	P	ERA	WHIP
Sid Fernandez, L ERA: 2.72	(1, 1)	4.0		19	4	1	1	4	4	0	0	0	0	0	23	39	2.25	2.000
Terry Leach, R ERA: 2.18	(5, 1)	2.0	L	10	2	1	1	1	0	0	1	0	0	1	11	12	4.50	1.000
Doug Sisk, R ERA: 5.73	(7, 1)	2.0		8	1	0	0	1	1	0	0	0	0	0	9	13	0.00	1.000

PITCHER	IP	WLS	BF	H	R	ER	SO	BB	IBB	HBP	BLK	WP	HR	S	P	ERA	WHIP

BOTTOM

New York Mets @ Chicago Cubs

Wrigley Field, Chicago, IL

Fri Aug 02 1985, 3:33 AM CDT

Att. 35,419 - Unknown

livebaseballscorecards.com

AB	31
R	2
H	7
RBI	2
BB	5
SO	6
LOB	20

WP: 0	PB: 0	SB: 1	CS: 0
PA: 37			

Batter	1	2	3	4	5	6	7	8	9	10	AB	R	H	RBI	BB	SO	LOB
Lenny Dykstra, L (1, 8) OBP: 0.315, SLG: 0.310	FC4-6 1B		4-3 2-3		F8	G3-6-3 1-2f		F8			5	0	1	0	0	0	3
Wally Backman, S (1, 4) OBP: 0.334, SLG: 0.353	FC4-6 4-3 S 1-2f		L4-6 1B 3-H		4-3	S 1B			2B 1B		5	1	3	1	0	0	2
Keith Hernandez, L (1, 3) OBP: 0.383, SLG: 0.434	4-3 1-3		1-2 1B			3B 1B	G3 1-2		1-H 2B		5	1	3	1	0	0	2
Gary Carter, R (1, 2) OBP: 0.353, SLG: 0.413	4-3		L4-6 2-3			F7		F2	F8		5	0	0	0	0	0	5
Darryl Strawberry, L (1, 9) OBP: 0.356, SLG: 0.497		4-3		G3		1-H FC6-4 3B		2B		SSS K	5	1	2	1	0	1	0
George Foster, R (1, 7) OBP: 0.323, SLG: 0.472 Jesse Orosco, R (8, 1) OBP: 0.333, SLG: 0.333 Clint Hurdle, L (10, PH) OBP: 0.353, SLG: 0.429 Roger McDowell, R (10, 1) OBP: 0.154, SLG: 0.083		1B 2B	SSS K			BBBB FC6-4 BB		SSS K		3-1	3 0 1 0	0 0 0 0	1 0 0 0	0 0 0 0	1 0 0 0	2 0 0 0	1 0 0 0
Ray Knight, R (1, 5) OBP: 0.251, SLG: 0.349 Howard Johnson, S (6, PR) OBP: 0.286, SLG: 0.353 (6, 5)	G4-6-3 2-3 1B		6-3			FC6-4 1-2f 3-H		IBB		HR	3 1	0 1	1 1	0 1	0 1	0 0	1 0
Rafael Santana, R (1, 6) OBP: 0.278, SLG: 0.291 Rusty Staub, L (8, PH) OBP: 0.333, SLG: 0.344 Ron Gardenhire, R (8, 6) OBP: 0.320, SLG: 0.190	G4-6-3 1-2f				F6	6-3		F4		F9	3 1 1	0 0 0	0 0 0	0 0 0	0 0 0	0 0 0	3 2 0
Ron Darling, R (1, 1) OBP: 0.236, SLG: 0.296 Danny Heep, L (8, 7) OBP: 0.330, SLG: 0.425			4-3 2B		1B		G3-6-3 1B		4-3		3 1	1 0	3 0	0 0	0 0	0 0	0 0
Inning Stats	R: 0 E: 0 K: 0 S: 4 H: 1 LOB: 1 BB: 0 P: 4	R: 0 E: 0 K: 0 S: 4 H: 2 LOB: 1 BB: 0 P: 4	R: 1 E: 0 K: 0 S: 5 H: 3 LOB: 1 BB: 0 P: 5	R: 0 E: 0 K: 1 S: 5 H: 0 LOB: 0 BB: 0 P: 5	R: 0 E: 0 K: 0 S: 4 H: 1 LOB: 1 BB: 0 P: 4	R: 2 E: 1 K: 0 S: 5 H: 2 LOB: 1 BB: 1 P: 9	R: 0 E: 0 K: 0 S: 4 H: 2 LOB: 1 BB: 0 P: 4	R: 0 E: 0 K: 1 S: 6 H: 1 LOB: 2 BB: 1 P: 10	R: 1 E: 0 K: 0 S: 5 H: 2 LOB: 1 BB: 0 P: 5	R: 1 E: 0 K: 1 S: 6 H: 1 LOB: 0 BB: 0 P: 6	1B: 9 2B: 5 3B: 1 HR: 1	SF: 0 SAC: 0 DP: 3 HBP: 0						

TOP

New York Mets @ Chicago Cubs

Wrigley Field, Chicago, IL

Sat Aug 03 1985, 3:33 AM CDT

Att. 36,775 - Unknown

livebaseballscorecards.com

AB	42
R	5
H	15
RBI	4
BB	2
SO	3
LOB	19

WP: 0 PB: 0 SB: 2 CS: 0 PA: 44

PITCHER		IP	WLS	BF	H	R	ER	SO	BB	IBB	HBP	BLK	WP	HR	S	P	ERA	WHIP
Dick Ruthven, R ERA: 4.48	(1, 1)	6.2		29	11	3	2	1	1	0	0	0	0	0	30	34	2.70	1.800
Ron Meridith, L ERA: 3.45	(7, 1)	0.1		1	0	0	0	0	0	0	0	0	0	0	1	1	0.00	0.000
Dave Gumpert, R ERA:	(8, 1)	1.0		5	1	0	0	1	0	1	0	0	0	0	6	10	0.00	1.000
Lee Smith, R ERA: 3.13	(9, 1)	1.0		5	2	1	1	0	0	0	0	0	0	0	5	5	9.00	2.000
George Frazier, R ERA: 4.47	(10, 1)	1.0	L	4	1	1	1	1	0	0	0	0	0	1	6	6	9.00	1.000

PITCHER	IP	WLS	BF	H	R	ER	SO	BB	IBB	HBP	BLK	WP	HR	S	P	ERA	WHIP

Batter	1	2	3	4	5	6	7	8	9	10	AB	R	H	RBI	BB	SO	LOB
Davey Lopes, R (1, 8) OBP: 0.405, SLG: 0.449	F8	F7		BB 1-2 3-H			23 BB		K		3	0	0	0	2	1	2
23 Ryne Sandberg, R (1, 4) OBP: 0.353, SLG: 0.475	BB 1B		K	CS 2-3	F9		1-2		F8		4	0	1	0	1	1	0
Gary Matthews, R (1, 7) OBP: 0.382, SLG: 0.434	BB 1-2	F9	K		K		F9		F8		3	0	0	0	1	1	2
Dave Gumpert, R (8, 1)											0	0	0	0	0	0	0
Lee Smith, R (9, 1)											0	0	0	0	0	0	0
Bob Dernier, R (9, PH) OBP: 0.311, SLG: 0.302											1	0	0	0	0	0	0
George Frazier, R (10, 1)											0	0	0	0	0	0	0
Keith Moreland, R (1, 9) OBP: 0.365, SLG: 0.416	F9	F7	F7		F9			F8		6-3	5	0	0	0	0	0	2
Richie Hebner, L (1, 3) OBP: 0.330, SLG: 0.321	F7		3-1			G5-4-3 1B		BB 1B 1B		K	3	1	1	0	1	0	2
Steve Lake, R (10, PH) OBP: 0.167, SLG: 0.203								BB			1	0	0	0	0	1	0
Ron Cey, R (1, 5) OBP: 0.321, SLG: 0.382		SH1-3 1B BB		E5 E		K		1B BB 1-2 E 1B		F8	4	2	1	0	1	1	1
Jody Davis, R (1, 2) OBP: 0.293, SLG: 0.378		F8		E WP BB		G5-4-3 1-2f		E 1-2 2-3 BB			2	1	0	0	2	0	2
Larry Bowa, S (1, 6) OBP: 0.279, SLG: 0.322						F1		E3 L3 1-3 2-H 3-H			3	0	1	0	0	1	2
Thad Bosley, L (8, PH) OBP: 0.358, SLG: 0.449								1B			0	0	0	0	0	0	0
Chris Speier, R (8, PH) OBP: 0.299, SLG: 0.353											1	0	1	1	0	0	0
(9, 6)																	
Dick Ruthven, R (1, 1) OBP: 0.174, SLG: 0.174		SH1-3 1-2 2-3		E6 23 CS WP 1-3 2-H			K	L3 1-2			1	0	0	0	0	0	1
Ron Meridith, L (7, 1)											0	0	0	0	0	0	0
Gary Woods, R (7, PH) OBP: 0.324, SLG: 0.254											2	0	0	0	0	1	2
(8, 7)																	

New York Mets @ Chicago Cubs

Wrigley Field, Chicago, IL

Sat Aug 03 1985, 3:33 AM CDT

Att. 36,775 - Unknown

livebaseballscorecards.com

AB	33
R	4
H	5
RBI	1
BB	8
SO	7
LOB	16

Inning Stats	1	2	3	4	5	6	7	8	9	10
	R: 0 E: 0 K: 0 S: 4	H: 1 LOB: 2 BB: 1 P: 8	R: 0 E: 0 K: 0 S: 4	H: 1 LOB: 2 BB: 1 P: 8	R: 0 E: 0 K: 1 S: 5	H: 0 LOB: 0 BB: 0 P: 5	R: 2 E: 2 K: 1 S: 6	H: 0 LOB: 1 BB: 2 P: 14	R: 0 E: 0 K: 1 S: 5	H: 0 LOB: 0 BB: 0 P: 5
	R: 0 E: 0 K: 1 S: 5	H: 1 LOB: 0 BB: 0 P: 5	R: 0 E: 0 K: 1 S: 5	H: 0 LOB: 2 BB: 2 P: 13	R: 2 E: 1 K: 0 S: 4	H: 2 LOB: 1 BB: 2 P: 12	R: 0 E: 0 K: 1 S: 5	H: 0 LOB: 0 BB: 0 P: 5	R: 0 E: 0 K: 1 S: 5	H: 0 LOB: 0 BB: 0 P: 5

1B: 5	SF: 0
2B: 1	SAC: 1
3B: 0	DP: 2
HR: 0	HBP: 0
WP: 1	PA: 43
PB: 0	
SB: 0	
CS: 1	

PITCHER		IP	WLS	BF	H	R	ER	SO	BB	IBB	HBP	BLK	WP	HR	S	P	ERA	WHIP
Ron Darling, R	(1, 1)	7.1		34	4	4	1	5	8	0	0	0	1	0	36	68	1.23	1.636
ERA: 2.88																		
Jesse Orosco, L	(8, 1)	1.2	W	5	1	0	0	1	0	0	0	0	0	0	7	7	0.00	0.600
ERA: 3.22																		
Roger McDowell, R	(10, 1)	1.0	S	3	0	0	0	1	0	0	0	0	0	0	5	5	0.00	0.000
ERA: 3.04																		

PITCHER	IP	WLS	BF	H	R	ER	SO	BB	IBB	HBP	BLK	WP	HR	S	P	ERA	WHIP

Batter	1	2	3	4	5	6	7	8	9	AB	R	H	RBI	BB	SO	LOB
Wally Backman, S (1, 4) OBP: 0.336, SLG: 0.355	5-3		1B 2B 2-3 1B		6-3		2-H 1B			4	1	2	1	0	0	0
Tom Paciorek, R (1, 9) OBP: 0.284, SLG: 0.259	5-3		F9		5-3		F9			4	0	0	0	0	0	2
Lenny Dykstra, L (7, 8) OBP: 0.315, SLG: 0.310										0	0	0	0	0	0	0
Keith Hernandez, L (1, 3) OBP: 0.384, SLG: 0.435	K		2B 1-2 3-H 1B		1B			G3		4	1	2	1	0	1	0
Gary Carter, R (1, 2) OBP: 0.355, SLG: 0.417		G6-4-3 1B	1-H 2-H 2B		G3			F8		4	0	2	2	0	0	1
George Foster, R (1, 7) OBP: 0.322, SLG: 0.469		G6-4-3 1-2f	F5			4-3		1B		4	0	1	0	0	0	2
Darryl Strawberry, L (1, 8) (7, 9) OBP: 0.359, SLG: 0.493		FC5-4 BB		G3		G4-6-3 BB		K		2	0	0	0	2	1	1
Ray Knight, R (1, 5) OBP: 0.246, SLG: 0.341		FC5-4 1-2f	6-3	6-3		G4-6-3 1-2f			5-3	4	0	0	0	0	0	2
Ron Gardenhire, R (1, 6) OBP: 0.345, SLG: 0.250			6-3	2B			SH2-3 1B BB		F8	3	1	1	0	1	0	0
Dwight Gooden, R (1, 1) OBP: 0.239, SLG: 0.194			1B 1B 2B	4-3			SH2-3 1-2		5-3	3	1	1	0	0	0	1
Inning Stats	R: 0 E: 0 K: 1 S: 5 H: 0 LOB: 0 BB: 0 P: 5	R: 0 E: 0 K: 0 S: 3 H: 1 LOB: 1 BB: 1 P: 7	R: 3 E: 0 K: 0 S: 7 H: 4 LOB: 1 BB: 0 P: 7	R: 0 E: 0 K: 0 S: 4 H: 1 LOB: 1 BB: 0 P: 4	R: 0 E: 0 K: 0 S: 4 H: 1 LOB: 1 BB: 0 P: 4	R: 0 E: 0 K: 0 S: 2 H: 0 LOB: 0 BB: 1 P: 6	R: 1 E: 0 K: 0 S: 3 H: 1 LOB: 0 BB: 1 P: 7	R: 0 E: 0 K: 1 S: 6 H: 1 LOB: 1 BB: 0 P: 6	R: 0 E: 0 K: 0 S: 3 H: 0 LOB: 0 BB: 0 P: 3	1B: 6 2B: 3 3B: 0 HR: 0 SF: 0 SAC: 1 DP: 2 HBP: 0						

TOP

New York Mets @ Chicago Cubs

Wrigley Field, Chicago, IL

Sun Aug 04 1985, 3:33 AM CDT

Att. 35,207 - Unknown

livebaseballscorecards.com

AB	32
R	4
H	9
RBI	4
BB	3
SO	2
LOB	9

WP: 0 PB: 0 SB: 0 CS: 0 PA: 36

PITCHER	IP	WLS	BF	H	R	ER	SO	BB	IBB	HBP	BLK	WP	HR	S	P	ERA	WHIP
Ray Fontenot, L (1, 1) ERA: 3.1	8.0	L	33	9	4	4	2	3	0	0	0	0	0	34	46	4.50	1.500
Dave Gumpert, R (9, 1) ERA:	1.0		3	0	0	0	0	0	0	0	0	0	0	3	3	0.00	0.000

PITCHER	IP	WLS	BF	H	R	ER	SO	BB	IBB	HBP	BLK	WP	HR	S	P	ERA	WHIP

New York Mets @ Chicago Cubs

Wrigley Field, Chicago, IL

Sun Aug 04 1985, 3:33 AM CDT

Att. 35,207 - Unknown

BOTTOM

livebaseballscorecards.com

Batter	1	2	3	4	5	6	7	8	9	AB	R	H	RBI	BB	SO	LOB
Gary Woods, R (1, 8) OBP: 0.324, SLG: 0.246 Davey Lopes, R (8, PH) OBP: 0.403, SLG: 0.447 Dave Gumpert, R (9, 1)	4-3			BB		K		F8		2 1 0	0 0 0	0 0 0	0 0 0	1 0 0	1 0 0	0 2 0
23 Ryne Sandberg, R (1, 4) OBP: 0.350, SLG: 0.470	4-3			G6-4-3 1-2f		6-3		K		4	0	0	0	0	1	3
Gary Matthews, R (1, 7) OBP: 0.379, SLG: 0.426	G1			4-3			K		G1-6-3 BB	3	0	0	0	1	1	0
Keith Moreland, R (1, 9) OBP: 0.363, SLG: 0.414		F9			6-3		1B		G1-6-3 1-2f	4	0	1	0	0	0	1
Ron Cey, R (1, 5) OBP: 0.323, SLG: 0.383		K			E 1B FC6-5 1B		F6		1B	4	1	2	0	0	1	1
Richie Hebner, L (1, 3) OBP: 0.326, SLG: 0.318		G3			E5 FC6-5 1-3 1B		K		F8	4	0	1	0	0	1	2
Jody Davis, R (1, 2) OBP: 0.291, SLG: 0.375 Steve Lake, R (9, 2) OBP: 0.167, SLG: 0.203			5-3		FC6-5 2-3 3-H			K		3 0	0 0	0 0	1 0	0 0	1 0	1 0
Larry Bowa, S (1, 6) OBP: 0.280, SLG: 0.319			L3		F7			BB		2	0	0	0	1	0	1
Ray Fontenot, L (1, 1) OBP: 0.038, SLG: 0.038 Thad Bosley, L (8, PH) OBP: 0.364, SLG: 0.455 (9, 8)			6-3			6-3		1B 1-2		2 1	0 0	0 1	0 0	0 0	0 0	0 0
Inning Stats	R: 0 E: 0 K: 0 S: 3 H: 0 LOB: 0 BB: 0 P: 3	R: 0 E: 0 K: 1 S: 5 H: 0 LOB: 0 BB: 0 P: 5	R: 0 E: 0 K: 0 S: 3 H: 0 LOB: 0 BB: 0 P: 3	R: 0 E: 0 K: 0 S: 2 H: 0 LOB: 0 BB: 1 P: 6	R: 1 E: 1 K: 0 S: 5 H: 2 LOB: 1 BB: 0 P: 5	R: 0 E: 0 K: 1 S: 5 H: 0 LOB: 0 BB: 0 P: 5	R: 0 E: 0 K: 2 S: 8 H: 1 LOB: 1 BB: 0 P: 8	R: 0 E: 0 K: 2 S: 8 H: 1 LOB: 2 BB: 1 P: 12	R: 0 E: 0 K: 0 S: 3 H: 1 LOB: 1 BB: 1 P: 7	1B: 5 2B: 0 3B: 0 HR: 0 SF: 0 SAC: 0 DP: 2 HBP: 0						

	AB	30
	R	1
	H	5
	RBI	1
	BB	3
	SO	6
	LOB	11

PITCHER	IP	WLS	BF	H	R	ER	SO	BB	IBB	HBP	BLK	WP	HR	S	P	ERA	WHIP
Dwight Gooden, R (1, 1) ERA: 1.57	9.0	W	33	5	1	0	6	3	0	0	0	0	0	42	54	0.00	0.889

PITCHER	IP	WLS	BF	H	R	ER	SO	BB	IBB	HBP	BLK	WP	HR	S	P	ERA	WHIP

WP: 0 PB: 0 SB: 0 CS: 0 PA: 33

Batter	1	2	3	4	5	6	7	8	9	AB	R	H	RBI	BB	SO	LOB
Lenny Dykstra, L (1, 8) OBP: 0.311, SLG: 0.307	F9	F7		F8		F8		1B		5	0	1	0	0	0	2
Wally Backman, S (1, 4) OBP: 0.337, SLG: 0.359	CS 1B	4-3			2B 2B	F7		K		5	1	2	0	0	1	3
Keith Hernandez, L (1, 3) OBP: 0.385, SLG: 0.432	BB HR BB		F8		F7		K		BB CS BB	3	1	0	0	2	1	1
Gary Carter, R (1, 2) OBP: 0.353, SLG: 0.412 Ronn Reynolds, R (9, 2) OBP: 0.321, SLG: 0.370	HR BB		F4		F8		F4		K	4 0	1 0	0 0	0 0	1 0	1 0	2 0
Darryl Strawberry, L (1, 9) OBP: 0.372, SLG: 0.546	HR		HR		2B IBB		HR		1B	4	4	4	5	1	0	0
Danny Heep, L (1, 7) OBP: 0.336, SLG: 0.439	PB 1B		F9		2B		F8		2B	5	0	3	2	0	0	0
Howard Johnson, S (1, 5) OBP: 0.288, SLG: 0.349	L5			F1	FC6-4 IBB			K	FC5-4 IBB	3	0	0	0	2	1	1
Rafael Santana, R (1, 6) OBP: 0.283, SLG: 0.295		SH1-4 1B		SH1-3 1B	FC6-4			1B 1B	FC5-4	5	0	3	0	0	0	5
Ed Lynch, R (1, 1) OBP: 0.154, SLG: 0.083 Roger McDowell, R (8, 1) OBP: 0.154, SLG: 0.083		SH1-4		SH1-3		K		K		2 0	0 0	0 0	0 0	0 0	2 0	1 0
Inning Stats	R: 3 E: 0 K: 0 S: 5 H: 3 LOB: 1 BB: 2 P: 13	R: 0 E: 0 K: 0 S: 4 H: 1 LOB: 1 BB: 0 P: 4	R: 1 E: 0 K: 0 S: 4 H: 1 LOB: 0 BB: 0 P: 4	R: 0 E: 0 K: 0 S: 4 H: 1 LOB: 1 BB: 0 P: 4	R: 2 E: 0 K: 0 S: 5 H: 2 LOB: 2 BB: 2 P: 13	R: 0 E: 0 K: 1 S: 5 H: 0 LOB: 0 BB: 0 P: 5	R: 1 E: 0 K: 1 S: 6 H: 1 LOB: 0 BB: 0 P: 6	R: 0 E: 0 K: 3 S: 11 H: 2 LOB: 2 BB: 0 P: 11	R: 0 E: 0 K: 1 S: 6 H: 2 LOB: 3 BB: 2 P: 14	1B: 7 2B: 4 3B: 0 HR: 3	SF: 0 SAC: 2 DP: 1 HBP: 0						

TOP

New York Mets @ Chicago Cubs

Wrigley Field, Chicago, IL

Mon Aug 05 1985, 3:33 AM CDT

Att. 34,167 - Unknown

livebaseballscorecards.com

AB	36
R	7
H	13
RBI	7
BB	6
SO	6
LOB	15

WP: 0 PB: 1 SB: 0 CS: 2 PA: 44

PITCHER		IP	WLS	BF	H	R	ER	SO	BB	IBB	HBP	BLK	WP	HR	S	P	ERA	WHIP
Derek Botelho, R ERA: 11.57	(1, 1)	4.2	L	24	8	6	6	0	2	1	0	0	0	2	21	33	11.57	2.143
Lary Sorensen, R ERA: 5.02	(5, 1)	1.1		5	0	0	0	1	0	1	0	0	0	0	6	10	0.00	0.000
Ron Meridith, L ERA: 3.57	(7, 1)	2.0		9	3	1	1	4	0	0	0	0	0	1	17	17	4.50	1.500
Warren Brusstar, R ERA: 4.89	(9, 1)	1.0		6	2	0	0	1	1	1	0	0	0	0	6	14	0.00	3.000

PITCHER	IP	WLS	BF	H	R	ER	SO	BB	IBB	HBP	BLK	WP	HR	S	P	ERA	WHIP

New York Mets @ Chicago Cubs

Wrigley Field, Chicago, IL

Mon Aug 05 1985, 3:33 AM CDT

Att. 34,167 - Unknown

BOTTOM

Batter	1	2	3	4	5	6	7	8	9	AB	R	H	RBI	BB	SO	LOB
Bob Dernier, R (1, 8) OBP: 0.314, SLG: 0.307	6-3			23 FC1-6 1B		1B		SF9 2-H		3	0	2	1	0	0	0
23 Ryne Sandberg, R (1, 4) OBP: 0.347, SLG: 0.466	B5-3			FC1-6 4-6 1-2f		4-3		F8		4	0	0	0	0	0	3
Gary Matthews, R (1, 7) OBP: 0.372, SLG: 0.415	F4			4-6 1-2f			F3		S S S K	4	0	0	0	0	1	1
Keith Moreland, R (1, 9) OBP: 0.365, SLG: 0.415		4-3			F7		1B		S 1B	4	0	2	0	0	0	0
Richie Hebner, L (1, 3) OBP: 0.313, SLG: 0.303		G3			F9		F8		F8 1-2	4	0	0	0	0	0	2
Jody Davis, R (1, 2) OBP: 0.290, SLG: 0.383		F8			HR		F7		1-3	4	1	1	1	0	0	2
Ron Cey, R (1, 5) OBP: 0.323, SLG: 0.383			5-3		5-3			1B SF9 1B		3	1	1	0	0	0	0
Larry Bowa, S (1, 6) OBP: 0.286, SLG: 0.324			F8			1B		1-2 1B		3	0	2	0	0	0	0
Derek Botelho, R (1, 1) Lary Sorensen, R (5, 1) Gary Woods, R (6, PH) OBP: 0.319, SLG: 0.242 Ron Meridith, L (7, 1) Thad Bosley, L (8, PH) OBP: 0.360, SLG: 0.450 Warren Brusstar, R (9, 1)			6-3			G4-3 1-		F7		1 0 0 0 0 0 0 0 0 0 0 0 0 0 1 0 0 0 0 0 1 0 0 0 0 0 0 0 1 0 0 0 0 0 2 0 0 0 0 0 0 0						
Inning Stats	R: 0 E: 0 K: 0 S: 3 H: 0 LOB: 0 BB: 0 P: 3	R: 0 E: 0 K: 0 S: 3 H: 0 LOB: 0 BB: 0 P: 3	R: 0 E: 0 K: 0 S: 3 H: 0 LOB: 0 BB: 0 P: 3	R: 0 E: 0 K: 0 S: 3 H: 1 LOB: 0 BB: 0 P: 3	R: 1 E: 0 K: 0 S: 4 H: 1 LOB: 0 BB: 0 P: 4	R: 0 E: 0 K: 0 S: 4 H: 2 LOB: 1 BB: 0 P: 4	R: 0 E: 0 K: 0 S: 4 H: 1 LOB: 1 BB: 0 P: 4	R: 1 E: 0 K: 0 S: 5 H: 2 LOB: 1 BB: 0 P: 5	R: 0 E: 0 K: 1 S: 6 H: 1 LOB: 1 BB: 0 P: 6	1B: 7 2B: 1 3B: 0 HR: 1	SF: 1 SAC: 0 DP: 2 HBP: 0						

	AB	32
	R	2
	H	8
	RBI	2
	BB	0
	SO	1
	LOB	11

WP: 0 PB: 0 SB: 1 CS: 0 PA: 33

livebaseballscorecards.com

PITCHER		IP	WLS	BF	H	R	ER	SO	BB	IBB	HBP	BLK	WP	HR	S	P	ERA	WHIP
Ed Lynch, R ERA: 2.87	(1, 1)	7.2	W	28	7	2	2	0	0	0	0	0	0	1	28	28	2.35	0.913
Roger McDowell, R ERA: 2.99	(8, 1)	1.1		5	1	0	0	1	0	0	0	0	0	0	7	7	0.00	0.750

PITCHER	IP	WLS	BF	H	R	ER	SO	BB	IBB	HBP	BLK	WP	HR	S	P	ERA	WHIP

New York Mets @ Montreal Expos

Olympic Stadium, Montreal, QB

Thu Aug 08 1985, 7:05 PM EDT

Att. 24,919 - Unknown

TOP

livebaseballscorecards.com

Batter	1	2	3	4	5	6	7	8	9	AB	R	H	RBI	BB	SO	LOB
Wally Backman, S (1, 4) OBP: 0.337, SLG: 0.365	1-3	FC6-5 2B 2-3 3-H	1-H 2-H 3B		1B HBP E 1B	6-3			G3	6	2	2	3	0	0	1
Tom Paciorek, R (1, 9) OBP: 0.294, SLG: 0.267 Lenny Dykstra, L (7, 8) OBP: 0.310, SLG: 0.305	B B B B S 1B BB	1-3 2B 2B	F9		H E 1-2 1B HBP		S S S K		3-1	3 1	3 0	1 0	0 0	1 0	1 0	1 0
Keith Hernandez, L (1, 3) OBP: 0.391, SLG: 0.441	1-H 1B 1B	2-H 3-H HR 2B		5-3 HR BLK 1B	E5 1-3 2-H 1B 1B		G5-4-3 1B		F7	6	3	5	3	0	0	0
Gary Carter, R (1, 2) OBP: 0.353, SLG: 0.420	F7	2-H HR		5-3 1-3	1B 1-2 3-H 1B		G5-4-3 1-2f			5	1	2	3	0	0	3
Darryl Strawberry, L (1, 8) (7, 9) OBP: 0.372, SLG: 0.557	1-2 1B	S S S K		L4	F7			HR		5	1	2	1	0	1	3
George Foster, R (1, 7) OBP: 0.326, SLG: 0.481	F9	5-3		3-H HR	1-3 2-H 1B			G6-4-3 1B		5	1	3	3	0	0	2
Ray Knight, R (1, 5) OBP: 0.255, SLG: 0.345 Howard Johnson, S (8, 5) OBP: 0.288, SLG: 0.349	2B FC6-5 1B	BLK 1B 3B 1B	B B B BB	G3				G6-4-3 1-2f		4 0	2 0	2 0	0 0	1 0	0 0	3 0
Rafael Santana, R (1, 6) OBP: 0.285, SLG: 0.297	F9	BLK 1-2 3B 1B	L4			5-3		1B		5	1	2	0	0	0	2
Rick Aguilera, R (1, 1) OBP: 0.368, SLG: 0.444 Clint Hurdle, L (6, PH) OBP: 0.348, SLG: 0.421 Terry Leach, R (6, 1) OBP: 0.400, SLG: 0.600	S S S FC6-5 1-3 2B	K			1-3	S S S K		S S S K		3 1 1	0 0 0	1 0 0	0 0 0	0 0 0	1 1 1	2 0 1
Inning Stats	R: 1 E: 0 K: 0 S: 5 H: 2 LOB: 2 BB: 1 P: 9	R: 5 E: 0 K: 1 S: 10 H: 5 LOB: 0 BB: 0 P: 10	R: 2 E: 0 K: 1 S: 8 H: 3 LOB: 1 BB: 0 P: 8	R: 2 E: 0 K: 0 S: 5 H: 2 LOB: 1 BB: 1 P: 9	R: 3 E: 1 K: 0 S: 7 H: 4 LOB: 2 BB: 0 P: 8	R: 0 E: 0 K: 1 S: 5 H: 0 LOB: 0 BB: 0 P: 5	R: 0 E: 0 K: 1 S: 5 H: 1 LOB: 0 BB: 0 P: 5	R: 1 E: 0 K: 1 S: 7 H: 3 LOB: 1 BB: 0 P: 7	R: 0 E: 0 K: 0 S: 3 H: 0 LOB: 0 BB: 0 P: 3	1B: 13 2B: 3 3B: 1 HR: 3 SF: 0 SAC: 0 DP: 2 HBP: 1						

	AB	45
	R	14
	H	20
	RBI	13
	BB	2
	SO	5
	LOB	18

	WP: 0	PA: 48
	PB: 0	
	SB: 1	
	CS: 0	

PITCHER		IP	WLS	BF	H	R	ER	SO	BB	IBB	HBP	BLK	WP	HR	S	P	ERA	WHIP
Joe Hesketh, L ERA: 2.5	(1, 1)	2.0	L	14	7	6	6	1	1	0	0	0	0	1	15	19	27.00	4.000
Bert Roberge, R ERA: 2.66	(3, 1)	2.0		12	5	4	4	1	1	0	0	2	0	1	13	17	18.00	3.000
David Palmer, R ERA: 3.79	(5, 1)	2.0		11	4	3	1	1	0	0	1	0	0	0	12	13	4.50	2.000
Gary Lucas, L ERA: 2.9	(7, 1)	2.0		8	4	1	1	2	0	0	0	0	0	1	12	12	4.50	2.000
Tim Burke, R ERA: 1.47	(9, 1)	1.0		3	0	0	0	0	0	0	0	0	0	0	3	3	0.00	0.000

PITCHER	IP	WLS	BF	H	R	ER	SO	BB	IBB	HBP	BLK	WP	HR	S	P	ERA	WHIP

New York Mets @ Montreal Expos

Olympic Stadium, Montreal, QB

Thu Aug 08 1985, 7:05 PM EDT

Att. 24,919 - Unknown

livebaseballscorecards.com

BOTTOM

Batter	1	2	3	4	5	6	7	8	9	AB	R	H	RBI	BB	SO	LOB
Tim Raines, S (1, 7) OBP: 0.364, SLG: 0.403	BBBB 4-0 2B BB		x 0-0 3-1 ①		x 0-0 3-1 ①		x 0-0 2B		x 0-0 F6 ①	4	1	1	0	1	0	0
Vance Law, R (1, 4) OBP: 0.363, SLG: 0.401	x 0-0 2B 1-H 2B		x 0-0 F4 ②		x 0-0 BB 1B 1B		SSS 0-3 K ①		x 0-0 1-3 ②	5	2	2	1	0	1	1
Andre Dawson, R (1, 9) OBP: 0.306, SLG: 0.415	x 0-0 5-3 ①		x 0-0 F9 ③		BBBB 4-0 1B 1-2 BB		SSS 0-3 K ②		x 0-0 1-3 ③	4	0	0	0	1	1	2
Hubie Brooks, R (1, 6) OBP: 0.303, SLG: 0.395	x 0-0 1B SF7 2-H 2B			x 0-0 1B 2B 1B	x 0-0 F7 ②		x 0-0 6-3 ③			4	2	2	1	0	0	3
Terry Francona, L (1, 3) OBP: 0.324, SLG: 0.360	x 0-0 CS 2-3 1B			x 0-0 2B 1-2 4-3 1B	x 0-0 1-3 2-H 1B			x 0-0 1B 2B		4	1	4	1	0	0	0
Tim Wallach, R (1, 5) OBP: 0.318, SLG: 0.436	x 0-0 SF7 ② 3-H			x 0-0 4-3 1-3 2-H SF8 2B	x 0-0 5-3 ③			x 0-0 2-3 1B		3	1	2	2	0	0	2
Herm Winningham, L (1, 8) OBP: 0.325, SLG: 0.368	0-0 CS ③ 1-2	x 0-0 G4-6-3 1B		x 0-0 4-3 ① 2-3 3-H		x 0-0 F2 ①		x 0-0 F7 ①		4	0	1	1	0	0	3
Mike Fitzgerald, R (1, 2) OBP: 0.298, SLG: 0.285		x 0-0 F6 ①		x 0-0 SF8 ② 3-H		x 0-0 5-3 ②		SSS 0-3 K ②		3	0	0	1	0	1	3
Joe Hesketh, R (1, 1) ERA: 0.00, SLG: 0.000 Razor Shines, S (2, PH) OBP: 0.250, SLG: 0.143 Bert Roberge, R (3, 1) Mitch Webster, S (4, PH) OBP: 0.263, SLG: 0.435 David Palmer, R (5, 1) ERA: 0.00, SLG: 0.000 Steve Nicosia, R (6, PH) OBP: 0.000, SLG: 0.013 Gary Lucas, L (7, 1) Scot Thompson, L (8, PH) OBP: 0.250, SLG: 0.250 Tim Burke, R (9, 1) OBP: 0.000, SLG: 0.000		x 0-0 G4-6-3 ② ③ 1-2f		x 0-0 F9 ③		x 0-0 4-3 ③		x 0-0 G3 ③		0 0 0 0 0 0 0 1 0 0 0 0 0 1 0 0 0 0 0 0 0 1 0 0 0 0 0 0 0 0 0 0 0 0 0 1 0 0 0 0 0 0 0 0 0 0 0 0 0 1 0 0 0 0 0 2 0 0 0 0 0 0 0						
Inning Stats	R: 3 H: 3 E: 0 LOB: 0 K: 0 BB: 1 S: 5 P: 9	R: 0 H: 1 E: 0 LOB: 0 K: 0 BB: 0 S: 3 P: 3	R: 0 H: 0 E: 0 LOB: 0 K: 0 BB: 0 S: 3 P: 3	R: 3 H: 3 E: 0 LOB: 0 K: 0 BB: 0 S: 6 P: 6	R: 1 H: 2 E: 0 LOB: 2 K: 0 BB: 1 S: 5 P: 9	R: 0 H: 0 E: 0 LOB: 0 K: 2 BB: 0 S: 3 P: 3	R: 0 H: 1 E: 0 LOB: 1 K: 2 BB: 0 S: 8 P: 8	R: 0 H: 2 E: 0 LOB: 2 K: 1 BB: 0 S: 7 P: 7	R: 0 H: 0 E: 0 LOB: 0 K: 0 BB: 0 S: 3 P: 3	1B: 7 SF: 2 2B: 5 SAC: 0 3B: 0 DP: 1 HR: 0 HBP: 0						

	AB	35
	R	7
	H	12
	RBI	7
	BB	2
	SO	3
	LOB	17

WP: 0 PB: 0 SB: 0 CS: 1 PA: 40

PITCHER		IP	WLS	BF	H	R	ER	SO	BB	IBB	HBP	BLK	WP	HR	S	P	ERA	WHIP
Rick Aguilera, R ERA: 2.76	(1, 1)	5.0	W	24	9	7	7	0	2	0	0	0	0	0	22	30	12.60	2.200
Terry Leach, R ERA: 1.82	(6, 1)	4.0	S	15	3	0	0	3	0	0	0	0	0	0	21	21	0.00	0.750

PITCHER	IP	WLS	BF	H	R	ER	SO	BB	IBB	HBP	BLK	WP	HR	S	P	ERA	WHIP

Batter	1	2	3	4	5	6	7	8	9	AB	R	H	RBI	BB	SO	LOB
Bob Dernier, R (1, 8) OBP: 0.308, SLG: 0.304	F6	F6			2B		6-3		6-3	5	1	1	0	0	0	2
23 Ryne Sandberg, R (1, 4) OBP: 0.346, SLG: 0.465	S 1B		K		F8 2B		S 1B		K	5	0	3	1	0	2	0
Gary Matthews, R (1, 7) OBP: 0.369, SLG: 0.402	F8		K		F8		BB			3	0	0	0	1	1	2
Leon Durham, L (1, 3) OBP: 0.354, SLG: 0.434	K		6-3		K		F7			4	0	0	0	0	2	4
Keith Moreland, R (1, 9) OBP: 0.361, SLG: 0.418		6-3		F8		HR	F9			4	1	1	1	0	0	2
Jody Davis, R (1, 2) OBP: 0.295, SLG: 0.405		HR		HR		WP 5-3 1B		K		4	2	3	2	0	1	0
Ron Cey, R (1, 5) OBP: 0.317, SLG: 0.375		F8		F9		5-3		1-3		4	0	0	0	0	0	1
Larry Bowa, S (1, 6) OBP: 0.284, SLG: 0.317		BB		F6		4-3		4-3		0	0	0	0	0	0	0
Richie Hebner, L (8, PH) OBP: 0.309, SLG: 0.300										1	0	0	0	0	0	0
Chris Speier, R (8, 6) OBP: 0.297, SLG: 0.351										0	0	0	0	0	0	0
Dick Ruthven, R (1, 1) OBP: 0.208, SLG: 0.208		1B			K	G3			4-3	1	0	1	0	0	0	0
Ron Meridith, L (2, 1)										2	0	0	0	0	1	1
Warren Brusstar, R (7, 1)										0	0	0	0	0	0	0
George Frazier, R (8, 1)										0	0	0	0	0	0	0
Thad Bosley, L (9, PH) OBP: 0.357, SLG: 0.446										1	0	0	0	0	0	0
Inning Stats	R: 0 E: 0 K: 1 S: 6 H: 1 LOB: 1 BB: 0 P: 6	R: 1 E: 0 K: 0 S: 5 H: 2 LOB: 2 BB: 1 P: 9	R: 0 E: 0 K: 2 S: 7 H: 0 LOB: 0 BB: 0 P: 7	R: 1 E: 0 K: 0 S: 4 H: 1 LOB: 0 BB: 0 P: 4	R: 1 E: 0 K: 2 S: 9 H: 2 LOB: 1 BB: 0 P: 9	R: 1 E: 0 K: 0 S: 5 H: 2 LOB: 1 BB: 0 P: 5	R: 0 E: 0 K: 0 S: 4 H: 1 LOB: 2 BB: 1 P: 8	R: 0 E: 0 K: 1 S: 5 H: 0 LOB: 0 BB: 0 P: 5	R: 0 E: 0 K: 1 S: 5 H: 0 LOB: 0 BB: 0 P: 5	1B: 4 2B: 2 3B: 0 HR: 3 SF: 0 SAC: 0 DP: 0 HBP: 0						

PITCHER	IP	WLS	BF	H	R	ER	SO	BB	IBB	HBP	BLK	WP	HR	S	P	ERA	WHIP
Ron Darling, R (1, 1) ERA: 2.99	6.0		27	8	4	4	5	1	0	0	0	1	3	36	40	6.00	1.500
Roger McDowell, R (7, 1) ERA: 2.88	3.0	W	11	1	0	0	2	1	0	0	0	0	0	14	18	0.00	0.667

PITCHER	IP	WLS	BF	H	R	ER	SO	BB	IBB	HBP	BLK	WP	HR	S	P	ERA	WHIP

TOP

Chicago Cubs @ New York Mets

Shea Stadium, Flushing, NY

Fri Aug 09 1985, 7:05 PM EDT

Att. 44,309 - Unknown

livebaseballscorecards.com

AB	34
R	4
H	9
RBI	4
BB	1
SO	7
LOB	12

WP: 1	PA: 38
PB: 0	
SB: 2	
CS: 0	

Batter	1	2	3	4	5	6	7	8	9	AB	R	H	RBI	BB	SO	LOB
Lenny Dykstra, L (1, 8) OBP: 0.318, SLG: 0.310	6-3	BB		SH1-3 1B	F8		1B 1B			4	0	2	0	1	0	2
Wally Backman, S (1, 4) OBP: 0.342, SLG: 0.373	1B 1-3 1B	F9		SH1-3		1B 2B	1B			4	2	3	1	0	0	2
Keith Hernandez, L (1, 3) OBP: 0.391, SLG: 0.440	1-3		1B 2B 1B	F4		1B	K			5	1	2	1	0	1	4
Darryl Strawberry, L (1, 9) OBP: 0.377, SLG: 0.554	1B 1B		F8	IBB		F5		6-3 S 1B BB		3	1	1	1	2	0	1
Danny Heep, L (1, 7) OBP: 0.340, SLG: 0.442 George Foster, R (6, PH) (7, 7) OBP: 0.327, SLG: 0.480	1B		2B SF9 1B	1-3		BB		6-3		3 1	1 0	2 0	0 0	0 1	0 0	2 1
Clint Hurdle, L (1, 2) OBP: 0.351, SLG: 0.435	F7		SF9 2B		F7 1B FC4-2 1B	F8		G3		5	0	2	1	0	0	4
Howard Johnson, S (1, 5) OBP: 0.294, SLG: 0.352		F7	SF9 IBB		FC4-2 F7 1B		F8	E S 1B		4	0	2	1	1	0	0
Rafael Santana, R (1, 6) OBP: 0.283, SLG: 0.296		SH1-4 1B	SF9		F7		6-3	F9		4	0	1	1	0	0	3
Ron Darling, R (1, 1) OBP: 0.228, SLG: 0.286 Roger McDowell, R (7, 1) OBP: 0.214, SLG: 0.154		SH1-4	F8		FC4-2		1B 1B			2 1	0 1	0 1	0 0	0 0	0 0	4 0
Inning Stats	R: 1 H: 3 E: 0 LOB: 2 K: 0 BB: 0 S: 6 P: 6	R: 0 H: 1 E: 0 LOB: 2 K: 0 BB: 1 S: 4 P: 8	R: 2 H: 3 E: 0 LOB: 2 K: 0 BB: 1 S: 6 P: 10	R: 0 H: 1 E: 0 LOB: 2 K: 0 BB: 1 S: 4 P: 8	R: 0 H: 2 E: 0 LOB: 1 K: 0 BB: 0 S: 5 P: 5	R: 1 H: 2 E: 0 LOB: 1 K: 0 BB: 1 S: 4 P: 8	R: 1 H: 3 E: 0 LOB: 2 K: 1 BB: 0 S: 8 P: 8	R: 1 H: 1 E: 0 LOB: 1 K: 0 BB: 1 S: 4 P: 8		1B: 14 SF: 1 2B: 2 SAC: 2 3B: 0 DP: 0 HR: 0 HBP: 0						

PITCHER		IP	WLS	BF	H	R	ER	SO	BB	IBB	HBP	BLK	WP	HR	S	P	ERA	WHIP
Dick Ruthven, R ERA: 4.53	(1, 1)	1.0		6	3	1	1	0	0	0	0	0	0	0	6	6	9.00	3.000
Ron Meridith, L ERA: 3.97	(2, 1)	5.0		27	9	3	3	0	2	2	0	0	0	0	23	39	5.40	2.200
Warren Brusstar, R ERA: 5.01	(7, 1)	1.1	L	8	3	2	2	1	1	0	0	0	0	0	9	13	13.50	3.000
George Frazier, R ERA: 4.33	(8, 1)	0.2		3	1	0	0	0	0	0	0	0	0	0	3	3	0.00	1.500

PITCHER	IP	WLS	BF	H	R	ER	SO	BB	IBB	HBP	BLK	WP	HR	S	P	ERA	WHIP

BOTTOM

Chicago Cubs @ New York Mets

Shea Stadium, Flushing, NY

Fri Aug 09 1985, 7:05 PM EDT

Att. 44,309 - Unknown

livebaseballscorecards.com

AB	36
R	6
H	16
RBI	6
BB	5
SO	1
LOB	23

WP: 0 PA: 44
PB: 0
SB: 2
CS: 0

Batter	1	2	3	4	5	6	7	8	9	AB	R	H	RBI	BB	SO	LOB
Bob Dernier, R (1, 8) OBP: 0.303, SLG: 0.299	6-3	K		FC4 1-2f			K			4	0	0	0	0	2	4
Davey Lopes, R (1, 7) OBP: 0.397, SLG: 0.439	K		5-3		F4			K		4	0	0	0	0	2	0
23 Ryne Sandberg, R (1, 4) OBP: 0.348, SLG: 0.466	2B 1B 1B		F8		K			1B FC6-4 1B		4	2	2	0	0	1	0
Leon Durham, L (1, 3) OBP: 0.355, SLG: 0.438	1-3 1B 2B		5-3		F6			FC6-4 1-3 1B		4	1	2	0	0	0	0
Keith Moreland, R (1, 9) OBP: 0.360, SLG: 0.416	2-H 3-H 1B			F9	F8			FC6-4 FC4-6 1-2f 3-H		4	0	1	3	0	0	1
Jody Davis, R (1, 2) OBP: 0.294, SLG: 0.403	F8			1B 1B 1B	6-3			FC4-6 1-2f		4	0	1	0	0	0	2
Chris Speier, R (1, 5) OBP: 0.296, SLG: 0.349		K		1B 1-2	5-3				F8	4	0	1	0	0	1	0
Larry Bowa, S (1, 6) OBP: 0.289, SLG: 0.323 Richie Hebner, L (9, PH) OBP: 0.306, SLG: 0.297	1B			1-2 2-3 1B			F8		F7	0 1	0 0	0 0	0 0	0 0	0 0	0 0
Ray Fontenot, L (1, 1) OBP: 0.036, SLG: 0.036 Thad Bosley, L (7, PH) OBP: 0.354, SLG: 0.441 George Frazier, R (7, 1) Warren Brusstar, R (7, 1) Gary Matthews, R (9, PH) OBP: 0.367, SLG: 0.400		K 1-2		K			4-3		K	2 1 0 0 1	0 0 0 0 0	0 0 0 0 0	0 0 0 0 0	0 0 0 0 0	2 0 0 0 1	4 0 0 0 0
Inning Stats	R: 2 E: 0 K: 1 S: 8 H: 3 LOB: 1 BB: 0 P: 8	R: 0 E: 0 K: 3 S: 10 H: 1 LOB: 1 BB: 0 P: 10	R: 0 E: 0 K: 0 S: 3 H: 0 LOB: 0 BB: 0 P: 3	R: 0 E: 0 K: 1 S: 8 H: 3 LOB: 3 BB: 0 P: 8	R: 0 E: 0 K: 1 S: 5 H: 0 LOB: 0 BB: 0 P: 5	R: 0 E: 0 K: 0 S: 3 H: 0 LOB: 0 BB: 0 P: 3	R: 0 E: 0 K: 1 S: 5 H: 0 LOB: 0 BB: 0 P: 5	R: 1 E: 0 K: 1 S: 7 H: 2 LOB: 1 BB: 0 P: 7	R: 0 E: 0 K: 1 S: 5 H: 0 LOB: 0 BB: 0 P: 5	1B: 8 2B: 1 3B: 0 HR: 0	SF: 0 SAC: 0 DP: 0 HBP: 0					

PITCHER	IP	WLS	BF	H	R	ER	SO	BB	IBB	HBP	BLK	WP	HR	S	P	ERA	WHIP
Dwight Gooden, R (1, 1) ERA: 1.64	9.0	W	36	9	3	3	9	0	0	0	0	0	0	54	54	3.00	1.000

PITCHER	IP	WLS	BF	H	R	ER	SO	BB	IBB	HBP	BLK	WP	HR	S	P	ERA	WHIP

TOP

Chicago Cubs @ New York Mets

Shea Stadium, Flushing, NY

Sat Aug 10 1985, 3:33 AM EDT

Att. 48,306 - Unknown

livebaseballscorecards.com

AB	33
R	3
H	7
RBI	3
BB	0
SO	9
LOB	11

WP: 0	PA: 36
PB: 0	
SB: 1	
CS: 0	

Chicago Cubs @ New York Mets

Shea Stadium, Flushing, NY

Sat Aug 10 1985, 3:33 AM EDT

Att. 48,306 - Unknown

BOTTOM

livebaseballscorecards.com

Batter	1	2	3	4	5	6	7	8	9	AB	R	H	RBI	BB	SO	LOB
Wally Backman, S (1, 4) OBP: 0.340, SLG: 0.371	6-3		5-3	6-3			BB, 1B 1-2 3-H	F8		5	1	1	1	0	0	1
Tom Paciorek, R (1, 9) OBP: 0.301, SLG: 0.275	G4-6-3 1B		G3 1B		F7		1B 1B 1-2 2-3	6-3		3	1	2	0	0	0	0
Lenny Dykstra, L (7, PH) OBP: 0.320, SLG: 0.308 (8, 8)							BB			1	1	0	0	1	0	0
Keith Hernandez, L (1, 3) OBP: 0.389, SLG: 0.438	G4-6-3 1-2f		G3 1-2		G3		1B 1-3 2-H 3-H			4	0	1	2	0	0	2
Gary Carter, R (1, 2) OBP: 0.355, SLG: 0.420		5-3	1B IBB		6-3		1B SF8 2-H 3-H			3	1	1	1	1	0	0
Darryl Strawberry, L (1, 8) (8, 9) OBP: 0.383, SLG: 0.560		HR 2B	1-3 2-H			F9	SF8 1B IBB			3	1	2	1	1	0	0
George Foster, R (1, 7) OBP: 0.329, SLG: 0.490		HR 2-H	F8			K	1-2 2-3			4	1	2	2	0	1	2
Ray Knight, R (1, 5) OBP: 0.250, SLG: 0.339		6-3		F7		5-3	SF8 2-3 3-H			3	0	0	1	0	0	0
Ron Gardenhire, R (1, 6) OBP: 0.394, SLG: 0.240		FC5-4 BB		SH2-4 BB			BB F2			1	1	0	0	3	0	2
Dwight Gooden, R (1, 1) OBP: 0.243, SLG: 0.200		FC5-4 1-2f		SH2-4 1-2			BB, 1B 1B 1-3	4-3		3	1	1	0	0	0	1
Inning Stats	R: 0 E: 0 K: 0 S: 3 H: 1 LOB: 0 BB: 0 P: 3	R: 2 E: 0 K: 0 S: 5 H: 2 LOB: 1 BB: 1 P: 9	R: 1 E: 0 K: 0 S: 5 H: 2 LOB: 2 BB: 1 P: 9	R: 0 E: 0 K: 0 S: 3 H: 0 LOB: 1 BB: 1 P: 7	R: 0 E: 0 K: 0 S: 3 H: 0 LOB: 0 BB: 0 P: 3	R: 0 E: 0 K: 1 S: 5 H: 0 LOB: 0 BB: 0 P: 5	R: 5 E: 0 K: 0 S: 7 H: 5 LOB: 2 BB: 3 P: 19	R: 0 E: 0 K: 0 S: 3 H: 0 LOB: 0 BB: 0 P: 3		1B: 8 2B: 1 3B: 0 HR: 1 SF: 1 SAC: 1 DP: 1 HBP: 0					WP: 0 PB: 0 SB: 0 CS: 0 PA: 38	

	AB	30
	R	8
	H	10
	RBI	8
	BB	6
	SO	1
	LOB	8

PITCHER		IP	WLS	BF	H	R	ER	SO	BB	IBB	HBP	BLK	WP	HR	S	P	ERA	WHIP
Ray Fontenot, L ERA: 3.17	(1, 1)	6.0	L	25	5	3	3	1	2	1	0	0	0	1	24	36	4.50	1.167
George Frazier, R ERA: 5.13	(7, 1)	0.1		8	5	5	5	0	2	1	0	0	0	0	5	17	135.00	21.000
Warren Brusstar, R ERA: 4.87	(7, 1)	1.2		5	0	0	0	0	0	0	0	0	0	0	5	5	0.00	0.000

PITCHER	IP	WLS	BF	H	R	ER	SO	BB	IBB	HBP	BLK	WP	HR	S	P	ERA	WHIP

Chicago Cubs @ New York Mets

Shea Stadium, Flushing, NY

Sun Aug 11 1985, 3:33 AM EDT

Att. 40,311 - Unknown

TOP

livebaseballscorecards.com

Batter	1	2	3	4	5	6	7	8	9	AB	R	H	RBI	BB	SO	LOB
Bob Dernier, R (1, 8) OBP: 0.306, SLG: 0.302	SSS 0-3 ① K		x 0-0 ② 23 E 1B		x 0-0 ② 6-3		x 0-0 23 FC6-4 1-2 1B			4	1	2	0	0	1	0
23 Ryne Sandberg, R (1, 4) OBP: 0.347, SLG: 0.466	x 0-0 ② 1-3		x 0-0 E7 1-H 1B 2B		x 0-0 ③ 5-3		x 0-0 ③ FC6-4 1-2f			4	1	1	1	0	0	2
Gary Matthews, R (1, 7) OBP: 0.370, SLG: 0.402	x 0-0 1B		x 0-0 3-H 1B			x 0-0 ① 6-3		x 0-0 ① 5-3		4	0	2	1	0	0	0
Leon Durham, L (1, 3) OBP: 0.352, SLG: 0.433	x 0-0 ③ F8		x 0-0 ③ F8			x 0-0 ② L4		x 0-0 ② F5		4	0	0	0	0	0	2
Lee Smith, R (8, 1)										0	0	0	0	0	0	0
Keith Moreland, R (1, 9) OBP: 0.359, SLG: 0.414 (8, 3)		x 0-0 ① G1		x 0-0 ① 6-3		x 0-0 1B		x 0-0 ③ F8		4	0	1	0	0	0	0
Jody Davis, R (1, 2) OBP: 0.293, SLG: 0.401		x 0-0 ② 5-3		x 0-0 ② 6-3		x 0-0 ③ F8			x 0-0 ① F9	2	0	0	0	0	0	0
Steve Lake, R (5, 2) OBP: 0.159, SLG: 0.192										1	0	0	0	0	0	1
Thad Bosley, L (9, PH) OBP: 0.351, SLG: 0.437										1	0	0	0	0	0	0
Ron Cey, R (1, 5) OBP: 0.316, SLG: 0.376		x 0-0 ③ L6		x 0-0 2B			x 0-0 ① F9		x 0-0 ② F9	4	0	1	0	0	0	0
Larry Bowa, S (1, 6) OBP: 0.285, SLG: 0.318			x 0-0 ① F6	x 0-0 ③ F5			x 0-0 ② 4-3		x 0-0 ③ 3-1	0	0	0	0	0	0	0
Richie Hebner, L (9, PH) OBP: 0.303, SLG: 0.293										1	0	0	0	0	0	0
Derek Botelho, R (1, 1)			x 0-0 ② 5-3		x 0-0 ① 6-3		BBBB 4-0 1B BB			2	0	0	0	0	0	0
Billy Hatcher, R (7, PH) OBP: 0.327, SLG: 0.419										0	0	0	0	1	0	0
Ron Meridith, L (7, 1)										0	0	0	0	0	0	0
Gary Woods, R (8, 9) OBP: 0.315, SLG: 0.238										0	0	0	0	0	0	0
Inning Stats	R: 0 E: 0 K: 1 S: 6 H: 1 LOB: 1 BB: 0 P: 6	R: 0 E: 0 K: 0 S: 3 H: 0 LOB: 0 BB: 0 P: 3	R: 2 E: 1 K: 0 S: 6 H: 3 LOB: 1 BB: 0 P: 6	R: 0 E: 0 K: 0 S: 4 H: 1 LOB: 1 BB: 0 P: 4	R: 0 E: 0 K: 0 S: 3 H: 0 LOB: 0 BB: 0 P: 3	R: 0 E: 0 K: 0 S: 4 H: 1 LOB: 1 BB: 0 P: 4	R: 0 E: 0 K: 0 S: 4 H: 1 LOB: 2 BB: 1 P: 8	R: 0 E: 0 K: 0 S: 3 H: 0 LOB: 0 BB: 0 P: 3	R: 0 E: 0 K: 0 S: 3 H: 0 LOB: 0 BB: 0 P: 3	1B: 5 2B: 2 3B: 0 HR: 0 SF: 0 SAC: 0 DP: 0 HBP: 0						

	AB	31
	R	2
	H	7
	RBI	2
	BB	1
	SO	1
	LOB	5

WP: 0 PB: 0 SB: 0 CS: 0 PA: 35

PITCHER	IP	WLS	BF	H	R	ER	SO	BB	IBB	HBP	BLK	WP	HR	S	P	ERA	WHIP
Ed Lynch, R (1, 1) ERA: 2.82	9.0	W	35	7	2	2	1	1	0	0	0	0	0	36	40	2.00	0.889

PITCHER	IP	WLS	BF	H	R	ER	SO	BB	IBB	HBP	BLK	WP	HR	S	P	ERA	WHIP

Chicago Cubs @ New York Mets

Shea Stadium, Flushing, NY

Sun Aug 11 1985, 3:33 AM EDT

Att. 40,311 - Unknown

BOTTOM

Batter	1	2	3	4	5	6	7	8	9	AB	R	H	RBI	BB	SO	LOB
Lenny Dykstra, L (1, 8) OBP: 0.318, SLG: 0.302	B B B B 4-0 S HR BB	x 0-0 ③ F9			x 0-0 ① 4-3	x 0-0 ③ F8				3	1	0	0	1	0	2
Wally Backman, S (1, 4)	S S S 0-3 ① K 1-2		x 0-0 HR 1B		x 0-0 2B		x 0-0 ① F7			4	1	2	0	0	1	1
Keith Hernandez, L (1, 3) OBP: 0.386, SLG: 0.434	x 0-0 ② F7		x 0-0 ① F7		x 0-0 ② 6-3		x 0-0 ② 4-3			4	0	0	0	0	0	3
Gary Carter, R (1, 2) OBP: 0.358, SLG: 0.438	x 0-0 2-H HR		x 0-0 1-H HR		x 0-0 ③ 5-3		B B B B 4-0 BB			3	2	2	4	1	0	1
Darryl Strawberry, L (1, 9) OBP: 0.385, SLG: 0.555	B B B B 4-0 S BB		x 0-0 ② F8		B B B B 4-0 CS BB		S S S 0-3 ③ K			2	0	0	0	2	1	1
George Foster, R (1, 7) OBP: 0.328, SLG: 0.487	x 0-0 ③ F8 1-2		x 0-0 ③ F8		x 0-0 ① 1B E 1-2 1B			x 0-0 ① 6-3		4	1	1	0	0	0	1
Howard Johnson, S (1, 5) OBP: 0.293, SLG: 0.350		x 0-0 ① 4-3		x 0-0 ① F6	x 0-0 E9 1-H 1B 1B			x 0-0 ② F8		4	1	1	0	0	0	0
Rafael Santana, R (1, 6) OBP: 0.286, SLG: 0.299		x 0-0 SH3-4 1B		x 0-0 ② F8	x 0-0 3-H 1B			S S S 0-3 ③ K		4	0	2	1	0	1	0
Ed Lynch, R (1, 1) OBP: 0.146, SLG: 0.079		x 0-0 ② SH3-4 1-2		S S S 0-3 ③ K	x 0-0 ② F9					2	0	0	0	0	1	1
Inning Stats	R: 2 E: 0 K: 1 S: 6 H: 1 LOB: 1 BB: 2 P: 14	R: 0 E: 0 K: 0 S: 4 H: 1 LOB: 1 BB: 0 P: 4	R: 2 E: 0 K: 0 S: 5 H: 2 LOB: 0 BB: 0 P: 5	R: 0 E: 0 K: 1 S: 5 H: 0 LOB: 0 BB: 0 P: 5	R: 0 E: 0 K: 0 S: 4 H: 1 LOB: 1 BB: 0 P: 4	R: 2 E: 1 K: 0 S: 5 H: 3 LOB: 1 BB: 1 P: 9	R: 0 E: 0 K: 1 S: 5 H: 0 LOB: 1 BB: 1 P: 9	R: 0 E: 0 K: 1 S: 5 H: 0 LOB: 0 BB: 0 P: 5		1B: 5 2B: 1 3B: 0 HR: 2 SF: 0 SAC: 1 DP: 0 HBP: 0						

livebaseballscorecards.com

AB	30
R	6
H	8
RBI	5
BB	4
SO	4
LOB	10

WP: 0 PB: 0 SB: 2 CS: 1 PA: 35

PITCHER		IP	WLS	BF	H	R	ER	SO	BB	IBB	HBP	BLK	WP	HR	S	P	ERA	WHIP
Derek Botelho, R ERA: 9.28	(1, 1)	6.0	L	28	8	6	5	2	3	0	0	0	0	2	29	41	7.50	1.833
Ron Meridith, L ERA: 3.8	(7, 1)	1.0		4	0	0	0	1	1	0	0	0	0	0	5	9	0.00	1.000
Lee Smith, R ERA: 3.08	(8, 1)	1.0		3	0	0	0	1	0	0	0	0	0	0	5	5	0.00	0.000

PITCHER	IP	WLS	BF	H	R	ER	SO	BB	IBB	HBP	BLK	WP	HR	S	P	ERA	WHIP

Philadelphia Phillies @ New York Mets

Shea Stadium, Flushing, NY

Mon Aug 12 1985, 7:05 PM EDT

Att. 26,577 - Unknown

TOP

livebaseballscorecards.com

Batter	1	2	3	4	5	6	7	8	9	AB	R	H	RBI	BB	SO	LOB
Juan Samuel, R (1, 4) OBP: 0.290, SLG: 0.404	K		K			F9		K		4	0	0	0	0	3	2
Rick Schu, R (1, 5) OBP: 0.331, SLG: 0.396	K			F6		K			1B HR 2B	4	1	1	0	0	2	1
Mike Schmidt, R (1, 3) OBP: 0.348, SLG: 0.471	F8			F4		K			HR 2-3 1B	4	1	1	0	0	1	1
Glenn Wilson, R (1, 9) OBP: 0.306, SLG: 0.421		F8		BB			G6-4-3 BB		1-H 3-H HR	2	1	1	3	2	0	0
Ozzie Virgil, R (1, 2) OBP: 0.367, SLG: 0.487		F4		K			G6-4-3 1-2f		K	4	0	0	0	0	2	2
Garry Maddox, R (1, 8) OBP: 0.289, SLG: 0.340 Greg Gross, L (9, PH) OBP: 0.352, SLG: 0.297		1B			F3		K		1B	3 1	0 0	1 1	0 0	0 0	1 0	0 0
John Russell, R (1, 7) OBP: 0.304, SLG: 0.400 Von Hayes, L (9, PH) OBP: 0.358, SLG: 0.439		K		K				K	F8	3 1	0 0	0 0	0 0	0 0	3 0	1 1
Luis Aguayo, R (1, 6) OBP: 0.364, SLG: 0.370			K	6-3				BB	F8	3	0	0	0	1	1	1
John Denny, R (1, 1) OBP: 0.226, SLG: 0.190 Derrel Thomas, S (8, PH) OBP: 0.293, SLG: 0.368 Dave Shipanoff, R (8, 1)			F4			BB		K		1 1 0	0 0 0	0 0 0	0 0 0	1 0 0	0 0 0	0 1 0
Inning Stats	R: 0 E: 0 K: 2 S: 7 H: 0 LOB: 0 BB: 0 P: 7	R: 0 E: 0 K: 1 S: 6 H: 1 LOB: 1 BB: 0 P: 6	R: 0 E: 0 K: 2 S: 7 H: 0 LOB: 0 BB: 0 P: 7	R: 0 E: 0 K: 1 S: 5 H: 0 LOB: 1 BB: 1 P: 9	R: 0 E: 0 K: 1 S: 5 H: 0 LOB: 0 BB: 0 P: 5	R: 0 E: 0 K: 2 S: 7 H: 0 LOB: 1 BB: 1 P: 11	R: 0 E: 0 K: 1 S: 4 H: 0 LOB: 0 BB: 1 P: 8	R: 0 E: 0 K: 3 S: 9 H: 0 LOB: 1 BB: 1 P: 13	R: 3 E: 0 K: 1 S: 9 H: 4 LOB: 1 BB: 0 P: 9	1B: 3 2B: 1 3B: 0 HR: 1 SF: 0 SAC: 0 DP: 1 HBP: 0							

	AB	31
	R	3
	H	5
	RBI	3
	BB	4
	SO	14
	LOB	10

WP: 0 PB: 0 SB: 0 CS: 0 PA: 35

PITCHER		IP	WLS	BF	H	R	ER	SO	BB	IBB	HBP	BLK	WP	HR	S	P	ERA	WHIP
Sid Fernandez, L ERA: 2.68	(1, 1)	8.0	W	30	3	2	2	13	4	0	0	0	0	0	52	68	2.25	0.875
Roger McDowell, R ERA: 2.98	(9, 1)	0.1		3	2	1	1	1	0	0	0	0	0	1	5	5	27.00	6.000
Jesse Orosco, L ERA: 3.18	(9, 1)	0.2	S	2	0	0	0	0	0	0	0	0	0	0	2	2	0.00	0.000

PITCHER	IP	WLS	BF	H	R	ER	SO	BB	IBB	HBP	BLK	WP	HR	S	P	ERA	WHIP

BOTTOM

Philadelphia Phillies @ New York Mets

Shea Stadium, Flushing, NY

Mon Aug 12 1985, 7:05 PM EDT

Att. 26,577 - Unknown

Batter	1	2	3	4	5	6	7	8	9	AB	R	H	RBI	BB	SO	LOB
Lenny Dykstra, L (1, 8) OBP: 0.322, SLG: 0.302	BBBB 4-0 FC4-6 BB		x 0-0 2B 1B		x 0-0 ②③ G4-3 1-2f			x 0-0 ① F8		3	1	1	0	1	0	1
Wally Backman, S (1, 4) OBP: 0.347, SLG: 0.383	x 0-0 ① FC4-6 1-2f 2B		x 0-0 1-H 1B 2B			x 0-0 WP SF9 1B		x 0-0 BB S 1B		4	3	3	1	0	0	1
Keith Hernandez, L (1, 3) OBP: 0.387, SLG: 0.438	x 0-0 ② 1-H 2B		x 0-0 2-H 1B			x 0-0 ① SF9 1-H		SSS 0-3 ② K 1-2		3	0	2	3	0	1	1
Gary Carter, R (1, 2) OBP: 0.357, SLG: 0.434	x 0-0 ③ F9		x 0-0 ③ F7			x 0-0 ② 6-3		BBBB 4-0 BB BB		3	0	0	0	1	0	1
Darryl Strawberry, L (1, 9) OBP: 0.383, SLG: 0.548		x 0-0 ① F7		x 0-0 ① 6-3		x 0-0 ③ 4-3		BBBB 4-0 1-2 2-3 BB		3	0	0	0	1	0	0
George Foster, R (1, 7) OBP: 0.327, SLG: 0.484 Jesse Orosco, R (9, 1) OBP: 0.333, SLG: 0.333		x 0-0 ② 6-3		x 0-0 ② 4-3			x 0-0 1B 1B	x 0-0 ③ F4		4	0	1	0	0	0	3
										0	0	0	0	0	0	0
Howard Johnson, S (1, 5) OBP: 0.290, SLG: 0.346		SSS 0-3 ③ K		SSS 0-3 ③ K			SSS 0-3 ① K			3	0	0	0	0	3	1
Rafael Santana, R (1, 6) OBP: 0.286, SLG: 0.299			x 0-0 ① 5-3		x 0-0 ① 6-3		x 0-0 ② 1-3 1B			3	0	1	0	0	0	0
Sid Fernandez, L (1, 1) OBP: 0.156, SLG: 0.156 Roger McDowell, R (9, 1) OBP: 0.214, SLG: 0.154 Danny Heep, L (9, 7) OBP: 0.340, SLG: 0.442			SSS 0-3 ② K		x 0-0 G4-3 1B		SSS 0-3 ③ K			3	0	1	0	0	2	1
										0	0	0	0	0	0	0
										0	0	0	0	0	0	0
Inning Stats	R: 1 H: 1 E: 0 LOB: 0 K: 0 BB: 1 S: 3 P: 7	R: 0 H: 0 E: 0 LOB: 0 K: 1 BB: 0 S: 5 P: 5	R: 2 H: 3 E: 0 LOB: 1 K: 1 BB: 0 S: 8 P: 8	R: 0 H: 0 E: 0 LOB: 0 K: 1 BB: 0 S: 5 P: 5	R: 0 H: 1 E: 0 LOB: 0 K: 0 BB: 0 S: 3 P: 3	R: 1 H: 1 E: 0 LOB: 0 K: 0 BB: 0 S: 4 P: 4	R: 0 H: 2 E: 0 LOB: 1 K: 2 BB: 0 S: 8 P: 8	R: 0 H: 1 E: 0 LOB: 3 K: 1 BB: 2 S: 6 P: 14		1B: 7 SF: 1 2B: 2 SAC: 0 3B: 0 DP: 1 HR: 0 HBP: 0						

livebaseballscorecards.com

	AB	29
	R	4
	H	9
	RBI	4
	BB	3
	SO	6
	LOB	9

WP: 2 PA: 33
PB: 0
SB: 1
CS: 0

PITCHER		IP	WLS	BF	H	R	ER	SO	BB	IBB	HBP	BLK	WP	HR	S	P	ERA	WHIP
John Denny, R ERA: 3.75	(1, 1)	7.0	L	27	8	4	4	5	1	0	0	0	1	0	36	40	5.14	1.286
Dave Shipanoff, R ERA:	(8, 1)	1.0		6	1	0	0	1	2	0	0	0	0	0	6	14	0.00	3.000

PITCHER		IP	WLS	BF	H	R	ER	SO	BB	IBB	HBP	BLK	WP	HR	S	P	ERA	WHIP

Batter	1	2	3	4	5	6	7	8	9	AB	R	H	RBI	BB	SO	LOB
Juan Samuel, R (1, 4) OBP: 0.290, SLG: 0.402	6-3		6-3					WP, 1-2, 2-3, 1B		4	0	1	0	0	0	0
Tom Foley, L (1, 6) OBP: 0.262, SLG: 0.307	1B		4-3			K		SF8, 2-3, 3-H		3	0	1	0	0	1	0
Ozzie Virgil, R (8, PH) OBP: 0.366, SLG: 0.487										0	0	0	1	0	0	0
Larry Andersen, R (8, 1)										0	0	0	0	0	0	0
Mike Schmidt, R (1, 3) OBP: 0.347, SLG: 0.469	F3			1B, 1B		K		F3		4	0	1	0	0	1	3
Von Hayes, L (1, 8) OBP: 0.357, SLG: 0.437	K			1-2, 1B			L9	K, 1-2		4	0	1	0	0	2	3
Glenn Wilson, R (1, 9) OBP: 0.305, SLG: 0.422		K2-3		K			6-3		6-3, 2B	4	0	1	0	0	2	2
Darren Daulton, L (1, 2) OBP: 0.371, SLG: 0.357		F4		F7			HR		6-3, 2-3	3	1	1	1	0	0	2
Garry Maddox, R (9, PH) OBP: 0.287, SLG: 0.337										1	0	0	0	0	0	1
John Russell, R (1, 7) OBP: 0.297, SLG: 0.389		F9			K		K		K	4	0	0	0	0	3	1
Rick Schu, R (1, 5) OBP: 0.329, SLG: 0.394			F7		K			1B, SF8, 1B	6-3	4	1	1	0	0	1	1
Charles Hudson, S (1, 1) OBP: 0.088, SLG: 0.088										2	0	0	0	0	0	0
Dave Rucker, L (6, 1) OBP: 0.600, SLG: 0.800										0	0	0	0	0	0	0
Greg Gross, L (8, PH) OBP: 0.355, SLG: 0.302			1-3					SF8, 1B, 1-2, 1B		1	0	1	0	0	0	0
Luis Aguayo, R (8, 6) OBP: 0.364, SLG: 0.370										0	0	0	0	0	0	0

TOP

Philadelphia Phillies @ New York Mets

Shea Stadium, Flushing, NY

Tue Aug 13 1985, 7:05 PM EDT

Att. 31,186 - Unknown

livebaseballscorecards.com

AB	34
R	2
H	8
RBI	2
BB	0
SO	10
LOB	13

Inning Stats	1	2	3	4	5	6	7	8	9
R	0	0	0	0	0	0	1	1	0
E	0	0	0	0	0	0	0	0	0
K	1	1	0	1	2	2	1	1	1
S	6	5	3	7	7	7	6	8	6
H	1	0	0	2	0	0	1	3	1
LOB	1	0	0	2	0	0	0	2	1
BB	0	0	0	0	0	0	0	0	0
P	6	5	3	7	7	7	6	8	6

1B	6
2B	1
3B	0
HR	1
SF	1
SAC	0
DP	0
HBP	0
WP	1
PB	0
SB	0
CS	0
PA	35

PITCHER	IP	WLS	BF	H	R	ER	SO	BB	IBB	HBP	BLK	WP	HR	S	P	ERA	WHIP
Rick Aguilera, R (1, 1) ERA: 2.74	7.0	W	28	7	2	2	8	0	0	0	0	0	1	44	44	2.57	1.000
Jesse Orosco, L (8, 1) ERA: 3.06	2.0	S	7	1	0	0	2	0	0	0	0	1	0	11	11	0.00	0.500

PITCHER	IP	WLS	BF	H	R	ER	SO	BB	IBB	HBP	BLK	WP	HR	S	P	ERA	WHIP

Philadelphia Phillies @ New York Mets

Shea Stadium, Flushing, NY

Tue Aug 13 1985, 7:05 PM EDT

Att. 31,186 - Unknown

BOTTOM

Batter	1	2	3	4	5	6	7	8	9	AB	R	H	RBI	BB	SO	LOB
Lenny Dykstra, L (1, 8) OBP: 0.324, SLG: 0.313	BBBB 4-0 FC6-5 BLK BB		x 0-0 ① L8	x 0-0 ②③ G6-4-3 1-2f		x 0-0 2-H 2B 3B		x 0-0 ③ G1		4	1	1	1	1	0	3
Wally Backman, S (1, 4) OBP: 0.351, SLG: 0.391	x 0-0 ① F8		x 0-0 3-1 1-2 1B		x 0-0 S 1B	x 0-0 3-H 2B				4	0	3	1	0	0	1
Keith Hernandez, L (1, 3) OBP: 0.384, SLG: 0.434	x 0-0 ② FC6-5 1-3		x 0-0 ② 3-1 1-2 2-3		x 0-0 ① F9 1-2	x 0-0 ③ 1-3				4	0	0	0	0	0	5
Gary Carter, R (1, 2) OBP: 0.356, SLG: 0.431	x 0-0 ③ F8		x 0-0 ③ L4		BBBB 4-0 BB		x 0-0 ① F8			3	0	0	0	1	0	3
Darryl Strawberry, L (1, 9) OBP: 0.388, SLG: 0.549		BBBB 4-0 WP BB		x 0-0 2B 1B	SSS 0-3 ② K		x 0-0 FC6-4 1B			3	1	2	0	1	1	2
George Foster, R (1, 7) OBP: 0.327, SLG: 0.484		SSS 0-3 ① K 1-2	x 0-0 1B 1B 1-H 2B	x 0-0 ③ L8			x 0-0 ② F4			4	1	1	1	0	1	4
Howard Johnson, S (1, 5) OBP: 0.293, SLG: 0.346		x 0-0 ② F9	x 0-0 1B S 2-3 1B			BBBB 4-0 SH1-3 3B BB	x 0-0 ③ FC6-4 1-2f			3	1	1	0	1	0	2
Rafael Santana, R (1, 6) OBP: 0.283, SLG: 0.296		SSS 0-3 ③ K	x 0-0 ① L3			x 0-0 ① P4		x 0-0 ① 6-3		4	0	0	0	0	1	4
Rick Aguilera, R (1, 1) OBP: 0.429, SLG: 0.500 Jesse Orosco, R (8, 1) OBP: 0.250, SLG: 0.250			x 0-0 3-1 1B 1B	x 0-0 G6-4-3 1-3 3-H 1B		x 0-0 ② SH1-3 1-2		SSS 0-3 ② K		2 1	0 0	2 0	1 0	0 0	0 1	0 0
Inning Stats	R: 0 H: 0 E: 0 LOB: 1 K: 0 BB: 1 S: 3 P: 7	R: 0 H: 0 E: 0 LOB: 1 K: 2 BB: 1 S: 7 P: 11	R: 0 H: 2 E: 0 LOB: 2 K: 0 BB: 0 S: 5 P: 5	R: 2 H: 4 E: 0 LOB: 1 K: 0 BB: 0 S: 6 P: 6	R: 0 H: 1 E: 0 LOB: 2 K: 1 BB: 1 S: 6 P: 10	R: 2 H: 2 E: 0 LOB: 1 K: 0 BB: 1 S: 5 P: 9	R: 0 H: 1 E: 0 LOB: 1 K: 0 BB: 0 S: 4 P: 4	R: 0 H: 0 E: 0 LOB: 0 K: 1 BB: 0 S: 5 P: 5		1B: 7 SF: 0 2B: 2 SAC: 1 3B: 1 DP: 1 HR: 0 HBP: 0						

livebaseballscorecards.com

AB	32
R	4
H	10
RBI	4
BB	4
SO	4
LOB	24

WP: 1 PA: 37
PB: 0
SB: 2
CS: 0

PITCHER		IP	WLS	BF	H	R	ER	SO	BB	IBB	HBP	BLK	WP	HR	S	P	ERA	WHIP
Charles Hudson, R ERA: 4.04	(1, 1)	5.2	L	29	9	4	4	3	4	0	0	1	1	0	31	47	6.35	2.294
Dave Rucker, L ERA: 4.3	(6, 1)	1.1		5	1	0	0	0	0	0	0	0	0	0	5	5	0.00	0.750
Larry Andersen, R ERA: 4.89	(8, 1)	1.0		3	0	0	0	1	0	0	0	0	0	0	5	5	0.00	0.000

PITCHER	IP	WLS	BF	H	R	ER	SO	BB	IBB	HBP	BLK	WP	HR	S	P	ERA	WHIP

Batter	1	2	3	4	5	6	7	8	9	AB	R	H	RBI	BB	SO	LOB
Greg Gross, L (1, 7) OBP: 0.345, SLG: 0.292	6-3		FC4-6 1B 1-2f		4-3		4-3		4-3	5	0	0	0	0	0	5
Tom Foley, L (1, 6) OBP: 0.262, SLG: 0.305	G1		1B 1-2			F8		4-3		4	0	1	0	0	0	0
Juan Samuel, R (1, 4) OBP: 0.288, SLG: 0.399	K		4-3			6-3		K		4	0	0	0	0	2	2
Mike Schmidt, R (1, 3) OBP: 0.346, SLG: 0.469		F8		WP 2B		K		5-3		4	0	1	0	0	1	0
Von Hayes, L (1, 8) OBP: 0.358, SLG: 0.441		2B		5-3			F8 BB 1B 1B		F7	4	1	2	0	0	0	1
Glenn Wilson, R (1, 9) OBP: 0.307, SLG: 0.423		1-3		K2-3			1B 1-2 BB		1B 2B	3	1	1	0	1	1	2
Ozzie Virgil, R (1, 2) OBP: 0.362, SLG: 0.481		K		6-3 2-3			F8 2-3		6-3	4	0	0	0	0	1	5
Rick Schu, R (1, 5) OBP: 0.332, SLG: 0.393			E6 FC3-6		F8		SH3 1B 1-3 3-H		1B IBB	3	0	1	1	1	0	0
Kevin Gross, R (1, 1) OBP: 0.204, SLG: 0.213 Don Carman, L (9, 1)			FC3-6 FC4-6 1-2f		K		SH3 1-2		1B 1-2 2-H	3 0	0 0	1 0	1 0	0 0	1 0	1 0
Inning Stats	R: 0 H: 0 E: 0 LOB: 0 K: 1 BB: 0 S: 5 P: 5	R: 0 H: 1 E: 0 LOB: 1 K: 1 BB: 0 S: 6 P: 6	R: 0 H: 1 E: 1 LOB: 2 K: 0 BB: 0 S: 5 P: 5	R: 0 H: 1 E: 0 LOB: 1 K: 1 BB: 0 S: 6 P: 6	R: 0 H: 0 E: 0 LOB: 0 K: 1 BB: 0 S: 5 P: 5	R: 0 H: 0 E: 0 LOB: 0 K: 1 BB: 0 S: 5 P: 5	R: 1 H: 2 E: 0 LOB: 2 K: 0 BB: 1 S: 5 P: 9	R: 0 H: 0 E: 0 LOB: 0 K: 1 BB: 0 S: 5 P: 5	R: 1 H: 2 E: 0 LOB: 2 K: 0 BB: 1 S: 5 P: 9	1B: 4 SF: 0 2B: 3 SAC: 1 3B: 0 DP: 0 HR: 0 HBP: 0						WP: 1 PA: 37 PB: 0 SB: 0 CS: 0

PITCHER		IP	WLS	BF	H	R	ER	SO	BB	IBB	HBP	BLK	WP	HR	S	P	ERA	WHIP
Ron Darling, R ERA: 2.92	(1, 1)	7.0	L	28	5	1	1	5	1	0	0	0	1	0	37	41	1.29	0.857
Roger McDowell, R ERA: 3.01	(8, 1)	2.0		9	2	1	1	1	0	1	0	0	0	0	10	14	4.50	1.000

PITCHER	IP	WLS	BF	H	R	ER	SO	BB	IBB	HBP	BLK	WP	HR	S	P	ERA	WHIP

TOP

Philadelphia Phillies @ New York Mets

Shea Stadium, Flushing, NY

Wed Aug 14 1985, 7:05 PM EDT

Att. 31,549 - Unknown

livebaseballscorecards.com

AB	34
R	2
H	7
RBI	2
BB	2
SO	6
LOB	16

BOTTOM

Philadelphia Phillies @ New York Mets

Shea Stadium, Flushing, NY

Wed Aug 14 1985, 7:05 PM EDT

Att. 31,549 - Unknown

Batter	1	2	3	4	5	6	7	8	9	AB	R	H	RBI	BB	SO	LOB
Lenny Dykstra, L (1, 8) OBP: 0.333, SLG: 0.320 Tom Paciorek, R (9, PH) OBP: 0.305, SLG: 0.275	CS 1B 1B		1B		BB 1-2 BB		F8 ②		FC5-2 IBB	3 0	0 0	2 0	0 0	1 1	0 0	1 0
Wally Backman, S (1, 4) OBP: 0.352, SLG: 0.389	CS 1-2 1B		F5 ② 1B		BB 1-2 2-3 BB		K ③		FC5-2 ① G4-6-3 1-2 2-3 3-Hf	4	0	1	0	1	1	5
Keith Hernandez, L (1, 3) OBP: 0.380, SLG: 0.428	K ① ② 1-2 2-3		6-3 ③		K ③			F7 ① K ②	G4-6-3 ② ③ 1-2f	5	0	0	0	0	2	9
Gary Carter, R (1, 2) OBP: 0.353, SLG: 0.426	F9 ③			F6 ① K ②		1-3 ① 1B		K ②		4	0	0	0	0	1	1
Darryl Strawberry, L (1, 9) OBP: 0.390, SLG: 0.546		G3 ① E8 1B				1B		BB		3	0	1	0	1	1	0
Danny Heep, L (1, 7) OBP: 0.339, SLG: 0.438				F8 ③		F7 ② F9 ③		L6 ③		4	0	1	0	0	0	2
Howard Johnson, S (1, 5) OBP: 0.296, SLG: 0.343		G4-3 BB			K ①				BB SH BB	2	1	0	0	2	1	1
Rafael Santana, R (1, 6) OBP: 0.286, SLG: 0.297 Rusty Staub, L (9, PH) OBP: 0.350, SLG: 0.344 Rick Aguilera, R (9, PR) OBP: 0.429, SLG: 0.500		G4-3 ② ③ 1-2f			FC1-6 BB		SH1-4 1B		SH 1-2 FC5-2 BB	2 0 0	0 0 0	1 0 0	0 0 0	1 1 0	0 0 0	2 0 0
Ron Darling, R (1, 1) OBP: 0.220, SLG: 0.276 Roger McDowell, R (8, 1) OBP: 0.214, SLG: 0.154 Clint Hurdle, L (9, PH) OBP: 0.351, SLG: 0.435 Ron Gardenhire, R (9, PH) OBP: 0.394, SLG: 0.240			K ①		FC1-6 ② BB BB 1-2f		SH1-4 ① 1-2		SH FC5-2 1-3 2-H	2 0 0 0	0 0 0 0	0 0 0 0	0 0 0 0	1 0 0 0	1 0 0 0	1 0 0 0
Inning Stats	R: 0 E: 0 K: 1 S: 6 H: 2 LOB: 1 BB: 0 P: 6	R: 0 E: 1 K: 0 S: 3 H: 1 LOB: 1 BB: 1 P: 7	R: 0 E: 0 K: 1 S: 6 H: 1 LOB: 1 BB: 0 P: 6	R: 0 E: 0 K: 1 S: 5 H: 0 LOB: 0 BB: 0 P: 5	R: 0 E: 0 K: 2 S: 7 H: 0 LOB: 3 BB: 3 P: 19	R: 0 E: 0 K: 0 S: 4 H: 1 LOB: 1 BB: 0 P: 4	R: 0 E: 0 K: 1 S: 6 H: 1 LOB: 1 BB: 0 P: 6	R: 0 E: 0 K: 1 S: 5 H: 0 LOB: 1 BB: 1 P: 9	R: 1 E: 1 K: 0 S: 3 H: 0 LOB: 3 BB: 3 P: 15	1B: 6 2B: 1 3B: 0 HR: 0 SF: 0 SAC: 2 DP: 3 HBP: 0						

livebaseballscorecards.com

	AB	29
	R	1
	H	6
	RBI	0
	BB	8
	SO	7
	LOB	22

WP: 0 PB: 0 SB: 0 CS: 2 PA: 39

PITCHER		IP	WLS	BF	H	R	ER	SO	BB	IBB	HBP	BLK	WP	HR	S	P	ERA	WHIP
Kevin Gross, R ERA: 2.91	(1, 1)	8.0	W	35	6	1	0	7	7	0	0	0	0	0	42	70	0.00	1.625
Don Carman, L ERA: 2.49	(9, 1)	1.0	S	4	0	0	0	0	0	1	0	0	0	0	3	7	0.00	0.000

PITCHER	IP	WLS	BF	H	R	ER	SO	BB	IBB	HBP	BLK	WP	HR	S	P	ERA	WHIP

Batter	1	2	3	4	5	6	7	8	9	AB	R	H	RBI	BB	SO	LOB
Greg Gross, L (1, 7) OBP: 0.354, SLG: 0.295	BBBB 4-0 FC4-6 BB	0-0 4-3		0-0 G6-3 1B			BBBB 4-0 SH1-4 BB E BB	0-0 2-H 1B		2	1	1	0	2	0	1
Ozzie Virgil, R (8, PH) OBP: 0.363, SLG: 0.482										1	0	1	1	0	0	0
Don Carman, L (8, 1)										0	0	0	0	0	0	0
Tom Foley, L (1, 6) OBP: 0.260, SLG: 0.295	0-0 ① FC4-6 WP 1-2f 1B	SSS 0-3 ① K	0-0 ②③ G6-3 1-2f				BBBB 4-0 E SH1-4 1-2 FC1-2 BB	0-0 ② F9		4	1	0	0	1	1	3
Juan Samuel, R (1, 4) OBP: 0.287, SLG: 0.402	0-0 ② 6-3 1-2	0-0 HR 3B			0-0 ① G3		0-0 ① SH1-4 1-2 2-3	SSS 0-3 ③ K		4	1	1	0	0	1	2
Mike Schmidt, R (1, 3) OBP: 0.351, SLG: 0.478	0-0 2-H 1B	0-0 3-H HR			0-0 ② F8		IIII 4-0 FC1-2 E IBB		BBBB 4-0 FC3-6 BB	3	1	2	3	2	0	0
Von Hayes, L (1, 8) OBP: 0.354, SLG: 0.435 (8, 7)	0-0 ③ F7	0-0 ② F8			0-0 ③ G3		0-0 E6 FC1-2 1-2 2-3 3-H		0-0 ① FC3-6 1-2f	5	0	0	1	0	0	4
Glenn Wilson, R (1, 9) OBP: 0.310, SLG: 0.428		0-0 E 6-3 1B	0-0 1B			0-0 2B	0-0 ② FC1-2 1-2 2-3 3-Hf		0-0 ② F9	5	1	3	0	0	0	4
Darren Daulton, L (1, 2) OBP: 0.333, SLG: 0.313	SSS 0-3 ① K	SSS 0-3 ③ K			SSS 0-3 ① K	0-0 ③ G3		0-0 ③ F4		4	0	0	0	0	3	6
John Wockenfuss, R (9, PH) OBP: 0.311, SLG: 0.162										1	0	0	0	0	0	1
Rick Schu, R (1, 5) OBP: 0.339, SLG: 0.412	0-0 E8 1-3 1B		0-0 HR		SSS 0-3 ② K		0-0 5-3 1B 1B			4	2	3	1	0	1	1
Jerry Koosman, R (1, 1) OBP: 0.111, SLG: 0.088	0-0 ② 6-3 3-H	SSS 0-3 ① K			0-0 ③ F9		0-0 ① 5-3 1-2 1B			1	0	0	1	0	0	1
Dave Shipanoff, R (2, 1)										1	0	0	0	0	1	0
Derrel Thomas, S (6, PH) OBP: 0.289, SLG: 0.362										1	0	0	0	0	0	1
Larry Andersen, R (6, 1)										0	0	0	0	0	0	0
Dave Rucker, L (7, 1) OBP: 0.600, SLG: 0.800										0	0	0	0	0	0	0
Tim Corcoran, L (8, PH) OBP: 0.306, SLG: 0.266										0	0	0	0	0	0	0
Garry Maddox, R (8, PH) OBP: 0.286, SLG: 0.335										1	0	0	0	0	0	1
(8, 8)																

TOP

Philadelphia Phillies @ New York Mets

Shea Stadium, Flushing, NY

Thu Aug 15 1985, 3:33 AM EDT

Att. 36,663 - Unknown

livebaseballscorecards.com

AB	37
R	7
H	11
RBI	7
BB	5
SO	7
LOB	25

Inning Stats	1	2	3	4	5	6	7	8	9
	R: 1 E: 0 K: 0 S: 4	R: 1 E: 1 K: 1 S: 7	R: 2 E: 0 K: 2 S: 10	R: 1 E: 0 K: 1 S: 6	R: 0 E: 0 K: 0 S: 3	R: 0 E: 0 K: 2 S: 8	R: 1 E: 1 K: 0 S: 4	R: 1 E: 0 K: 1 S: 7	R: 0 E: 0 K: 0 S: 3
	H: 1 LOB: 1 BB: 1 P: 8	H: 2 LOB: 1 BB: 0 P: 7	H: 3 LOB: 1 BB: 0 P: 10	H: 2 LOB: 0 BB: 0 P: 6	H: 0 LOB: 0 BB: 0 P: 3	H: 1 LOB: 3 BB: 0 P: 8	H: 0 LOB: 3 BB: 3 P: 16	H: 2 LOB: 1 BB: 0 P: 7	H: 0 LOB: 1 BB: 1 P: 7

	1B: 7	SF: 0	WP: 1	PA: 43
	2B: 1	SAC: 1	PB: 0	
	3B: 1	DP: 1	SB: 0	
	HR: 2	HBP: 0	CS: 0	

PITCHER		IP	WLS	BF	H	R	ER	SO	BB	IBB	HBP	BLK	WP	HR	S	P	ERA	WHIP
Dwight Gooden, R ERA: 1.82	(1, 1)	5.0		23	8	5	5	4	1	0	0	0	1	2	30	34	9.00	1.800
Terry Leach, R ERA: 2.08	(6, 1)	1.1		8	1	1	1	2	2	1	0	0	0	0	9	21	6.75	2.250
Tom Gorman, L ERA: 5.24	(7, 1)	0.0		1	0	0	0	0	0	0	0	0	0	0	1	1	∞	∞
Doug Sisk, R ERA: 5.82	(7, 1)	0.2		3	1	1	1	0	0	0	0	0	0	0	3	3	13.50	1.500
Jesse Orosco, L ERA: 2.95	(8, 1)	2.0	W	8	1	0	0	1	1	0	0	0	0	0	9	13	0.00	1.000

PITCHER	IP	WLS	BF	H	R	ER	SO	BB	IBB	HBP	BLK	WP	HR	S	P	ERA	WHIP

BOTTOM

Philadelphia Phillies @ New York Mets

Shea Stadium, Flushing, NY

Thu Aug 15 1985, 3:33 AM EDT

Att. 36,663 - Unknown

livebaseballscorecards.com

Batter	1	2	3	4	5	6	7	8	9	AB	R	H	RBI	BB	SO	LOB
Wally Backman, S (1, 4) OBP: 0.356, SLG: 0.389	B B B B 4-0 HR BB	x 0-0 ② F3		x 0-0 ① F7			x 0-0 1B G3-4-1 1B	4-0 2B E IBB		3	3	1	0	2	0	1
Tom Paciorek, R (1, 9) (4, 3) Lenny Dykstra, L (7, PR) OBP: 0.337, SLG: 0.329 (8, 8)	x 0-0 1-H HR B B B B 4-0 1B 1B BB	S S S 0-3 ② K		x 0-0 G3-4-1 1-3 1B x 0-0 E 1-3 2-H 2B						3 1	2 1	2 1	2 1	1 0	1 0	1 0
Darryl Strawberry, L (1, 8) OBP: 0.386, SLG: 0.539 (8, 9)	x 0-0 ① F7 x 0-0 1B 1-2 1B	x 0-0 ③ F8		x 0-0 ② 6-3 x 0-0 ③ 4-3						5	0	1	1	0	0	2
Gary Carter, R (1, 3) OBP: 0.356, SLG: 0.437 Danny Heep, L (4, 9) OBP: 0.336, SLG: 0.434 Keith Hernandez, L (8, 3) OBP: 0.379, SLG: 0.427	x 0-0 HR x 0-0 1-2 2-H 1B	x 0-0 ① F8					x 0-0 ② F9 x 0-0 ③ 6-3			2 2 1	1 0 0	2 0 0	2 0 0	0 0 0	0 0 0	0 2 1
George Foster, R (1, 7) OBP: 0.329, SLG: 0.481	B B B B 4-0 HR BB	x 0-0 ③ 6-3					4-0 IBB			2	1	0	0	2	0	2
Ray Knight, R (1, 5) OBP: 0.250, SLG: 0.354	x 0-0 1-H HR	x 0-0 ① F8		x 0-0 ③ F5			x 0-0 ③ F7			4	1	1	2	0	0	2
Ron Gardenhire, R (1, 6) OBP: 0.382, SLG: 0.231 Rafael Santana, R (2, 6) OBP: 0.284, SLG: 0.294	x 0-0 ② 3-1	x 0-0 ② 6-3		x 0-0 ① 5-3 S S S 0-3 ① K						1 3	0 0	0 0	0 0	0 0	0 1	0 0
Ronn Reynolds, R (1, 2) OBP: 0.313, SLG: 0.355	S S S 0-3 ③ K	x 0-0 ③ F5		x 0-0 ② F8 x 0-0 2B SH1-4 1B						4	1	1	0	0	1	0
Dwight Gooden, R (1, 1) OBP: 0.250, SLG: 0.209 Terry Leach, R (6, 1) OBP: 0.333, SLG: 0.500 Tom Gorman, L (7, 1) Doug Sisk, R (7, 1) Jesse Orosco, R (8, 1) OBP: 0.250, SLG: 0.250		x 0-0 ① F9		x 0-0 1B			S S S 0-3 ③ K	x 0-0 ② SH1-4 1-2		2 1 0 0 0	0 0 0 0 0	1 0 0 0 0	0 0 0 0 0	0 1 0 0 0	0 0 0 0 0	0 0 0 0 0
Inning Stats	R: 5 E: 0 K: 1 S: 8 H: 3 LOB: 0 BB: 2 P: 16	R: 1 E: 0 K: 0 S: 5 H: 2 LOB: 2 BB: 1 P: 9	R: 0 E: 0 K: 0 S: 3 H: 0 LOB: 0 BB: 0 P: 3	R: 0 E: 0 K: 1 S: 6 H: 1 LOB: 1 BB: 0 P: 6	R: 0 E: 0 K: 0 S: 3 H: 0 LOB: 0 BB: 0 P: 3	R: 0 E: 0 K: 1 S: 5 H: 0 LOB: 0 BB: 0 P: 5	R: 1 E: 0 K: 0 S: 5 H: 2 LOB: 2 BB: 1 P: 9	R: 3 E: 1 K: 1 S: 8 H: 2 LOB: 1 BB: 1 P: 12		1B: 6 2B: 1 3B: 0 HR: 3	SF: 0 SAC: 1 DP: 0 HBP: 0			WP: 0 PB: 0 SB: 0 CS: 0	PA: 40		

	AB	34
	R	10
	H	10
	RBI	8
	BB	5
	SO	4
	LOB	11

PITCHER		IP	WLS	BF	H	R	ER	SO	BB	IBB	HBP	BLK	WP	HR	S	P	ERA	WHIP
Jerry Koosman, L ERA: 4.2	(1, 1)	1.2		13	5	6	6	1	3	0	0	0	0	3	12	24	32.40	4.800
Dave Shipanoff, R ERA:	(2, 1)	3.1		11	1	0	0	1	0	0	0	0	0	0	13	13	0.00	0.300
Larry Andersen, R ERA: 4.97	(6, 1)	1.0		5	2	1	1	1	0	0	0	0	0	0	7	7	9.00	2.000
Dave Rucker, L ERA: 4.2	(7, 1)	1.0		4	0	0	0	0	0	1	0	0	0	0	3	7	0.00	0.000
Don Carman, L ERA: 2.6	(8, 1)	1.0	L	7	2	3	1	1	0	1	0	0	0	0	8	12	9.00	2.000

PITCHER	IP	WLS	BF	H	R	ER	SO	BB	IBB	HBP	BLK	WP	HR	S	P	ERA	WHIP

New York Mets @ Pittsburgh Pirates

Three Rivers Stadium, Pittsburgh, PA

Fri Aug 16 1985, 7:05 PM EDT

Att. 9,289 - Unknown

TOP

livebaseballscorecards.com

Batter	1	2	3	4	5	6	7	8	9	AB	R	H	RBI	BB	SO	LOB
Lenny Dykstra, L (1, 8) OBP: 0.338, SLG: 0.337	F9		K		1B		1-3 2B		F7	5	0	2	0	0	1	0
Wally Backman, S (1, 4) OBP: 0.352, SLG: 0.384	G3		3-1		F3		K2-3			4	0	0	0	0	1	4
Keith Hernandez, L (1, 3) OBP: 0.380, SLG: 0.430	1B 1B		K			F8 2B		4-3		4	0	2	0	0	1	0
Darryl Strawberry, L (1, 9) OBP: 0.384, SLG: 0.534	FC5-4 1-3 1B			K		F8 2-3		4-3		4	0	1	0	0	1	1
George Foster, R (1, 7) OBP: 0.328, SLG: 0.478	FC5-4 1-2f			K		F4		E7 1B 1B		4	1	1	0	0	1	3
Howard Johnson, S (1, 5) OBP: 0.298, SLG: 0.343		F8		BB		4-3		FC6 2-H 1B		3	0	1	1	1	0	1
Clint Hurdle, L (1, 2) OBP: 0.346, SLG: 0.424		1B		F7			G3	FC6 1-2f		4	0	1	0	0	0	2
Rafael Santana, R (1, 6) OBP: 0.281, SLG: 0.291		F8			F2		4-3		6-3	4	0	0	0	0	0	1
Ed Lynch, R (1, 1) OBP: 0.140, SLG: 0.075		K			K		2B 1B		F8	2	0	0	0	0	2	1
Tom Gorman, L (6, 1)										0	0	0	0	0	0	0
Rusty Staub, L (7, PH) OBP: 0.366, SLG: 0.364										1	0	1	0	0	0	0
Ron Darling, R (7, PR) OBP: 0.229, SLG: 0.276										0	0	0	0	0	0	0
Doug Sisk, R (7, 1)										0	0	0	0	0	0	0
Danny Heep, L (9, PH) OBP: 0.335, SLG: 0.432										1	0	0	0	0	0	0
Inning Stats	R: 0 E: 0 K: 0 S: 5 H: 2 LOB: 2 BB: 0 P: 5	R: 0 E: 0 K: 1 S: 6 H: 1 LOB: 1 BB: 0 P: 6	R: 0 E: 0 K: 2 S: 7 H: 0 LOB: 0 BB: 0 P: 7	R: 0 E: 0 K: 2 S: 7 H: 0 LOB: 1 BB: 1 P: 11	R: 0 E: 0 K: 1 S: 6 H: 1 LOB: 1 BB: 0 P: 6	R: 0 E: 0 K: 0 S: 4 H: 1 LOB: 1 BB: 0 P: 4	R: 0 E: 0 K: 1 S: 7 H: 2 LOB: 3 BB: 0 P: 7	R: 1 E: 1 K: 0 S: 5 H: 2 LOB: 1 BB: 0 P: 5	R: 0 E: 0 K: 0 S: 3 H: 0 LOB: 0 BB: 0 P: 3	1B: 7 2B: 2 3B: 0 HR: 0	SF: 0 SAC: 0 DP: 0 HBP: 0						

	AB	36
	R	1
	H	9
	RBI	1
	BB	1
	SO	7
	LOB	13

WP: 0 PB: 0 SB: 0 CS: 0 PA: 37

PITCHER	IP	WLS	BF	H	R	ER	SO	BB	IBB	HBP	BLK	WP	HR	S	P	ERA	WHIP
Rick Rhoden, R (1, 1) ERA: 4.27	9.0	W	37	9	1	0	7	1	0	0	0	0	0	50	54	0.00	1.111

PITCHER	IP	WLS	BF	H	R	ER	SO	BB	IBB	HBP	BLK	WP	HR	S	P	ERA	WHIP

New York Mets @ Pittsburgh Pirates

Three Rivers Stadium, Pittsburgh, PA

Fri Aug 16 1985, 7:05 PM EDT

Att. 9,289 - Unknown

BOTTOM

Batter	1	2	3	4	5	6	7	8	9	AB	R	H	RBI	BB	SO	LOB
Joe Orsulak, L (1, 9) (7, 7) OBP: 0.321, SLG: 0.343	F9	SF8 3-H		FC4-6 1-2f 2-3		S 1B	3-1			4	0	1	1	0	0	5
Steve Kemp, L (1, 7) OBP: 0.306, SLG: 0.333	FC6-5 2B	K		F7		1-2 BB		K		3	0	1	0	0	1	3
Sixto Lezcano, R (6, PH) (7, 9) OBP: 0.393, SLG: 0.324										1	0	0	0	1	1	0
Johnny Ray, S (1, 4) OBP: 0.292, SLG: 0.361	FC6-5 BB 2-3		F6		HR BB	F7		5-3		4	1	0	0	1	0	3
Jason Thompson, L (1, 3) OBP: 0.383, SLG: 0.402	1-2 BB		2B		F8	6-3		1B 1B 2B		4	1	2	0	1	0	3
Bill Madlock, R (1, 5) OBP: 0.316, SLG: 0.368	F9		5-3		1-H HR		4-3 BB FC4-2 BB	BB 1B 1B 2-3 1B		4	2	2	2	1	0	3
Tony Peña, R (1, 2) OBP: 0.283, SLG: 0.347		6-3	6-3		2B		FC4-2 4-3 1-2 BB	BB 1B 1-2 3-H 1B		4	1	2	1	1	0	1
Marvell Wynne, L (1, 8) OBP: 0.263, SLG: 0.276	1B 2B 1B			FC1-5 SH 1B	L5		4-3 1-2 2-3	1B 1-2 2-3 BB		4	1	2	0	1	0	3
Sam Khalifa, R (1, 6) OBP: 0.297, SLG: 0.325	2B 1-2 SF8 1B			SH FC4-6 FC1-5 1-2	6-3		FC4-2 BB 2-3 3-H	FC6-4 1-2 2-H 3-H 1B		4	1	2	2	0	0	3
Rick Rhoden, R (1, 1) OBP: 0.204, SLG: 0.231	1-3 2-H 2B			FC1-5 FC4-6 1-2 2-3f		F7	1-2 BB	FC6-4 1-2f		4	0	1	1	1	0	4
Inning Stats	R: 0 E: 0 K: 0 S: 4 H: 1 LOB: 2 BB: 1 P: 8	R: 2 E: 0 K: 1 S: 8 H: 3 LOB: 1 BB: 0 P: 8	R: 0 E: 0 K: 0 S: 4 H: 1 LOB: 1 BB: 0 P: 4	R: 0 E: 1 K: 0 S: 5 H: 1 LOB: 2 BB: 0 P: 5	R: 2 E: 0 K: 0 S: 5 H: 2 LOB: 1 BB: 1 P: 9	R: 0 E: 0 K: 0 S: 4 H: 1 LOB: 2 BB: 1 P: 8	R: 0 E: 0 K: 0 S: 3 H: 0 LOB: 3 BB: 3 P: 15	R: 3 E: 0 K: 1 S: 9 H: 4 LOB: 2 BB: 1 P: 13		1B: 7 2B: 5 3B: 0 HR: 1 SF: 1 SAC: 1 DP: 0 HBP: 0						

livebaseballscorecards.com

AB	36
R	7
H	13
RBI	7
BB	7
SO	2
LOB	28

WP: 0 PA: 45
PB: 0
SB: 1
CS: 0

PITCHER		IP	WLS	BF	H	R	ER	SO	BB	IBB	HBP	BLK	WP	HR	S	P	ERA	WHIP
Ed Lynch, R ERA: 2.96	(1, 1)	5.0	L	26	8	4	4	1	2	0	0	0	0	1	26	34	7.20	2.000
Tom Gorman, L ERA: 5.12	(6, 1)	1.0		5	1	0	0	0	1	0	0	0	0	0	4	8	0.00	2.000
Doug Sisk, R ERA: 6.06	(7, 1)	2.0		14	4	3	3	1	4	0	0	0	0	0	12	28	13.50	4.000

PITCHER	IP	WLS	BF	H	R	ER	SO	BB	IBB	HBP	BLK	WP	HR	S	P	ERA	WHIP

New York Mets @ Pittsburgh Pirates

Three Rivers Stadium, Pittsburgh, PA

Sat Aug 17 1985, 7:05 PM EDT

Att. 10,200 - Unknown

TOP

livebaseballscorecards.com

Batter	1	2	3	4	5	6	7	8	9	AB	R	H	RBI	BB	SO	LOB
Lenny Dykstra, L (1, 8) OBP: 0.338, SLG: 0.333	6-3		BB			K	3B		L5	2	0	0	0	1	1	0
Tom Paciorek, R (7, PH) OBP: 0.318, SLG: 0.318 (7, 9)										2	0	1	2	0	0	1
Wally Backman, S (1, 4) OBP: 0.351, SLG: 0.382	4-3		1B			4-3	F8			4	0	1	0	0	0	1
Keith Hernandez, L (1, 3) OBP: 0.379, SLG: 0.429	4-3			G3		F7		1B		4	0	1	0	0	0	0
Gary Carter, R (1, 2) OBP: 0.355, SLG: 0.435		G3		6-3			HR	F2		4	1	1	0	0	0	1
Darryl Strawberry, L (1, 9) (7, 8) OBP: 0.386, SLG: 0.546		4-3		CS			HR	K		4	1	2	2	0	1	1
George Foster, R (1, 7) OBP: 0.324, SLG: 0.472		K		CS	L6		6-3	F9		4	0	0	0	0	1	1
Ray Knight, R (1, 5) OBP: 0.245, SLG: 0.346			F8		G3		P6		P5	4	0	0	0	0	0	0
Rafael Santana, R (1, 6) OBP: 0.281, SLG: 0.291			6-3		E5		1B 3B		K	4	1	1	0	0	1	0
Sid Fernandez, L (1, 1) OBP: 0.222, SLG: 0.278			BB 1B		5-3		1-2 3B			4	1	3	0	0	0	1
Roger McDowell, R (9, 1) OBP: 0.214, SLG: 0.154									3B	0	0	0	0	0	0	0
Inning Stats	R: 0 E: 0 K: 0 S: 3 H: 0 LOB: 0 BB: 0 P: 3	R: 0 E: 0 K: 1 S: 5 H: 0 LOB: 0 BB: 0 P: 5	R: 0 E: 0 K: 0 S: 4 H: 2 LOB: 2 BB: 1 P: 8	R: 0 E: 0 K: 0 S: 3 H: 1 LOB: 0 BB: 0 P: 3	R: 0 E: 1 K: 0 S: 4 H: 0 LOB: 1 BB: 0 P: 4	R: 0 E: 0 K: 1 S: 5 H: 0 LOB: 0 BB: 0 P: 5	R: 4 E: 0 K: 0 S: 8 H: 5 LOB: 1 BB: 0 P: 8	R: 0 E: 0 K: 1 S: 6 H: 1 LOB: 1 BB: 0 P: 6	R: 0 E: 0 K: 1 S: 6 H: 1 LOB: 1 BB: 0 P: 6	1B: 7 2B: 0 3B: 2 HR: 1 SF: 0 SAC: 0 DP: 0 HBP: 0	WP: 0 PB: 0 SB: 0 CS: 1 PA: 38					

	AB	36
	R	4
	H	10
	RBI	4
	BB	1
	SO	4
	LOB	6

PITCHER	IP	WLS	BF	H	R	ER	SO	BB	IBB	HBP	BLK	WP	HR	S	P	ERA	WHIP
Lee Tunnell, R (1, 1) ERA: 4.16	6.2	L	27	7	4	4	2	1	0	0	0	0	1	30	34	5.40	1.200
Rod Scurry, L (7, 1) ERA: 3.32	1.1		6	2	0	0	1	0	0	0	0	0	0	8	8	0.00	1.500
Cecilio Guante, R (9, 1) ERA: 2.63	1.0		4	1	0	0	1	0	0	0	0	0	0	6	6	0.00	1.000

PITCHER	IP	WLS	BF	H	R	ER	SO	BB	IBB	HBP	BLK	WP	HR	S	P	ERA	WHIP

BOTTOM

New York Mets @ Pittsburgh Pirates

Three Rivers Stadium, Pittsburgh, PA

Sat Aug 17 1985, 7:05 PM EDT

Att. 10,200 - Unknown

Batter	1	2	3	4	5	6	7	8	9	AB	R	H	RBI	BB	SO	LOB
Bill Almon, R (1, 7) OBP: 0.345, SLG: 0.424	K		5-3			SH1-4		K		2	0	0	0	0	1	0
Joe Orsulak, L (7, 7) OBP: 0.321, SLG: 0.343										0	0	0	0	0	0	0
Denny Gonzalez, R (8, PH) OBP: 0.313, SLG: 0.600										1	0	0	0	0	1	0
Cecilio Guante, R (9, 1) OBP: 0.083, SLG: 0.083										0	0	0	0	0	0	0
Johnny Ray, S (1, 4) OBP: 0.294, SLG: 0.362	P4			PB S 1B		S 1B		K		4	0	2	1	0	1	0
Bill Madlock, R (1, 3) OBP: 0.320, SLG: 0.377	HR			G4-3 BB		K			1B 1B BB	2	2	1	1	2	1	1
Mike Brown, R (1, 9) OBP: 0.303, SLG: 0.423	F8			K		5-3			F9	4	0	0	0	0	1	4
Jim Morrison, R (1, 5) OBP: 0.272, SLG: 0.330		F2		G4-3			L1		1B	4	0	1	0	0	0	2
Tony Peña, R (1, 2) OBP: 0.285, SLG: 0.347		6-3			K		BB		1B	3	0	1	1	1	1	0
Sam Khalifa, R (1, 6) OBP: 0.291, SLG: 0.317		F8			K		K		K	4	0	0	0	0	3	3
Marvell Wynne, L (1, 8) OBP: 0.260, SLG: 0.272			P4		K		P6		4-3	4	0	0	0	0	1	3
Lee Tunnell, R (1, 1) OBP: 0.097, SLG: 0.067			K			SH1-4 1B BB		K		1	1	0	0	1	1	0
Rod Scurry, L (7, 1)										0	0	0	0	0	0	0
Lee Mazzilli, S (8, PH) OBP: 0.429, SLG: 0.386 (9, 7)										1	0	0	0	0	1	0
Inning Stats	R: 1 E: 0 K: 1 S: 6 H: 1 LOB: 0 BB: 0 P: 6	R: 0 E: 0 K: 0 S: 3 H: 0 LOB: 0 BB: 0 P: 3	R: 0 E: 0 K: 1 S: 5 H: 0 LOB: 0 BB: 0 P: 5	R: 0 E: 0 K: 1 S: 5 H: 1 LOB: 1 BB: 1 P: 9	R: 0 E: 0 K: 3 S: 9 H: 0 LOB: 0 BB: 0 P: 9	R: 1 E: 0 K: 1 S: 6 H: 1 LOB: 1 BB: 1 P: 10	R: 0 E: 0 K: 1 S: 5 H: 0 LOB: 1 BB: 1 P: 9	R: 0 E: 0 K: 3 S: 9 H: 0 LOB: 0 BB: 0 P: 9	R: 1 E: 0 K: 1 S: 7 H: 2 LOB: 2 BB: 1 P: 11	1B: 4 2B: 0 3B: 0 HR: 1	SF: 0 SAC: 1 DP: 1 HBP: 0						

livebaseballscorecards.com

AB	30
R	3
H	5
RBI	3
BB	4
SO	12
LOB	13

WP: 0 PB: 1 SB: 2 CS: 0 PA: 35

PITCHER		IP	WLS	BF	H	R	ER	SO	BB	IBB	HBP	BLK	WP	HR	S	P	ERA	WHIP
Sid Fernandez, L ERA: 2.72	(1, 1)	8.1	W	32	4	3	3	11	4	0	0	0	0	1	50	66	3.24	0.960
Roger McDowell, R ERA: 2.99	(9, 1)	0.2	S	3	1	0	0	1	0	0	0	0	0	0	5	5	0.00	1.500

PITCHER	IP	WLS	BF	H	R	ER	SO	BB	IBB	HBP	BLK	WP	HR	S	P	ERA	WHIP

Batter	1	2	3	4	5	6	7	8	9	AB	R	H	RBI	BB	SO	LOB
Lenny Dykstra, L (1, 8) OBP: 0.341, SLG: 0.333	G3		F7			1B		BB		3	0	1	0	1	0	1
Wally Backman, S (1, 4) OBP: 0.349, SLG: 0.381	F7		K2-3			1-2 1B		F9		4	0	1	0	0	1	2
Keith Hernandez, L (1, 3) OBP: 0.380, SLG: 0.430	BB			F7		P6		1-3 2B		3	0	1	0	1	0	2
Darryl Strawberry, L (1, 9) OBP: 0.381, SLG: 0.537	F7			P6		6-3		F7		4	0	0	0	0	0	5
Danny Heep, L (1, 7) OBP: 0.331, SLG: 0.427 Tom Paciorek, R (9, PH) OBP: 0.316, SLG: 0.316		P4		6-3			4-3		5-3	3 1	0 0	0 0	0 0	0 0	0 0	0 0
Clint Hurdle, L (1, 2) OBP: 0.333, SLG: 0.406 George Foster, R (9, PH) OBP: 0.323, SLG: 0.471		K			P4		K		F9	3 1	0 0	0 0	0 0	0 0	2 0	0 0
Howard Johnson, S (1, 5) OBP: 0.298, SLG: 0.342		P4			K		FC6 1B		K	4	0	1	0	0	2	0
Rafael Santana, R (1, 6) OBP: 0.281, SLG: 0.291			FC1-6 1B		F9		FC6 1-2f			3	0	1	0	0	0	1
Rick Aguilera, R (1, 1) OBP: 0.409, SLG: 0.476 Ray Knight, R (6, PH) OBP: 0.244, SLG: 0.344 Terry Leach, R (6, 1) OBP: 0.333, SLG: 0.500 Ronn Reynolds, R (8, PH) OBP: 0.303, SLG: 0.344 Tom Gorman, L (8, 1)			FC1-6 1-2f			5-3		5-3		1 1 0 1 0	0 0 0 0 0	0 0 0 0 0	0 0 0 0 0	0 0 0 0 0	0 0 0 0 0	1 0 0 0 0
Inning Stats	R: 0 E: 0 K: 0 S: 3 H: 0 LOB: 1 BB: 1 P: 7	R: 0 E: 0 K: 1 S: 5 H: 0 LOB: 0 BB: 0 P: 5	R: 0 E: 0 K: 1 S: 6 H: 1 LOB: 1 BB: 0 P: 6	R: 0 E: 0 K: 0 S: 3 H: 0 LOB: 0 BB: 0 P: 3	R: 0 E: 0 K: 1 S: 5 H: 0 LOB: 0 BB: 0 P: 5	R: 0 E: 0 K: 0 S: 5 H: 2 LOB: 2 BB: 0 P: 5	R: 0 E: 0 K: 1 S: 6 H: 1 LOB: 1 BB: 0 P: 6	R: 0 E: 0 K: 0 S: 4 H: 1 LOB: 2 BB: 1 P: 8	R: 0 E: 0 K: 1 S: 5 H: 0 LOB: 0 BB: 0 P: 5	1B: 4 2B: 1 3B: 0 HR: 0	SF: 0 SAC: 0 DP: 0 HBP: 0			WP: 0 PB: 0 SB: 0 CS: 0	PA: 34	

TOP

New York Mets @ Pittsburgh Pirates

Three Rivers Stadium, Pittsburgh, PA

Sun Aug 18 1985, 3:33 AM EDT

Att. 14,508 - Unknown

livebaseballscorecards.com

AB	32
R	0
H	5
RBI	0
BB	2
SO	5
LOB	12

PITCHER		IP	WLS	BF	H	R	ER	SO	BB	IBB	HBP	BLK	WP	HR	S	P	ERA	WHIP
Don Robinson, R ERA: 4.17	(1, 1)	6.0	W	22	3	0	0	3	1	0	0	0	0	0	27	31	0.00	0.667
Pat Clements, L ERA: 2.95	(7, 1)	3.0	S	12	2	0	0	2	1	0	0	0	0	0	15	19	0.00	1.000

PITCHER	IP	WLS	BF	H	R	ER	SO	BB	IBB	HBP	BLK	WP	HR	S	P	ERA	WHIP

New York Mets @ Pittsburgh Pirates

Three Rivers Stadium, Pittsburgh, PA

Sun Aug 18 1985, 3:33 AM EDT

Att. 14,508 - Unknown

BOTTOM

Batter	1	2	3	4	5	6	7	8	9	AB	R	H	RBI	BB	SO	LOB
Joe Orsulak, L (1, 8) (7, 7) OBP: 0.324, SLG: 0.350	0-0 1B BB FC3-2 1B	0-3 ③ K		0-0 WP 2B			0-0 ① 3-1			4	0	2	0	0	1	1
Johnny Ray, S (1, 4) OBP: 0.296, SLG: 0.360	4-0 FC3-2 1B 1-2 SF9 BB		4-0 HR BB	0-0 ③ L4 2-3			0-0 ② F9			2	2	0	0	2	0	1
Bill Madlock, R (1, 5) OBP: 0.327, SLG: 0.400	0-0 SF9 FC3-2 1-2 2-3 1B		0-0 1-H HR		0-0 HR		0-0 1B			4	2	4	3	0	0	0
Jason Thompson, L (1, 3) OBP: 0.380, SLG: 0.397	0-0 ① FC3-2 1-2 2-3 3-H		0-0 ① 4-3		0-3 ① K		0-0 ③ 6-3			4	0	0	0	0	1	4
Mike Brown, R (1, 9) OBP: 0.297, SLG: 0.417	0-0 ② SF9 2-3 3-H		0-3 ② K		0-0 ② 6-3			0-0 ① 6-3		3	0	0	1	0	1	0
Tony Peña, R (1, 2) OBP: 0.287, SLG: 0.347	0-0 ③ F2		0-0 S 1B		0-3 ③ K			4-0 SH1-4 BB		3	1	1	0	1	1	2
Denny Gonzalez, R (1, 7) OBP: 0.316, SLG: 0.556 Pat Clements, R (7, 1)		0-3 ① K	0-0 ③ 1-H 1B			0-0 ① 6-3		0-0 ② SH1-4 1-2		3 0	0 0	1 0	1 0	0 0	1 0	0 0
Sam Khalifa, R (1, 6) OBP: 0.290, SLG: 0.312	0-0 ② 1-3			0-0 ① 6-3		0-0 ② 6-3		4-0 IBB		3	0	0	0	1	0	0
Don Robinson, R (1, 1) OBP: 0.250, SLG: 0.316 Marvell Wynne, L (6, PH) (7, 8) OBP: 0.258, SLG: 0.270	0-0 2B			0-3 ② K		0-0 ③ F2		0-0 ③ 2-3		2 2	0 0	1 0	0 0	0 0	1 0	0 2
Inning Stats	R: 1 E: 0 K: 0 S: 5 H: 2 LOB: 2 BB: 1 P: 9	R: 0 E: 0 K: 2 S: 8 H: 1 LOB: 1 BB: 0 P: 8	R: 3 E: 0 K: 1 S: 7 H: 3 LOB: 1 BB: 1 P: 11	R: 0 E: 0 K: 1 S: 6 H: 1 LOB: 1 BB: 0 P: 6	R: 1 E: 0 K: 2 S: 8 H: 1 LOB: 0 BB: 0 P: 8	R: 0 E: 0 K: 0 S: 3 H: 0 LOB: 0 BB: 0 P: 3	R: 0 E: 0 K: 0 S: 4 H: 1 LOB: 1 BB: 0 P: 4	R: 0 E: 0 K: 0 S: 3 H: 0 LOB: 2 BB: 2 P: 11		1B: 5 2B: 2 3B: 0 HR: 2	SF: 1 SAC: 1 DP: 0 HBP: 0						

livebaseballscorecards.com

AB	30
R	5
H	9
RBI	5
BB	4
SO	6
LOB	10

WP: 1 PB: 0 SB: 1 CS: 0 PA: 36

PITCHER		IP	WLS	BF	H	R	ER	SO	BB	IBB	HBP	BLK	WP	HR	S	P	ERA	WHIP
Rick Aguilera, R ERA: 3.18	(1, 1)	5.0	L	24	8	5	5	6	2	0	0	0	1	2	34	42	9.00	2.000
Terry Leach, R ERA: 1.93	(6, 1)	2.0		7	1	0	0	0	0	0	0	0	0	0	7	7	0.00	0.500
Tom Gorman, L ERA: 5.01	(8, 1)	1.0		5	0	0	0	0	1	1	0	0	0	0	3	11	0.00	1.000

PITCHER	IP	WLS	BF	H	R	ER	SO	BB	IBB	HBP	BLK	WP	HR	S	P	ERA	WHIP

Batter	1	2	3	4	5	6	7	8	9	AB	R	H	RBI	BB	SO	LOB
Lenny Dykstra, L (1, 8) OBP: 0.340, SLG: 0.332	4-3			7-2 1B		F9		4-3 2-3		4	0	1	0	0	0	1
Wally Backman, S (1, 4) OBP: 0.351, SLG: 0.385	K			1-3 1B		F8		3-H 2B		4	0	2	1	0	1	0
Keith Hernandez, L (1, 3) OBP: 0.379, SLG: 0.427	L5			7-2 3-Hf		K		IBB		3	0	0	0	1	1	2
Gary Carter, R (1, 2) OBP: 0.352, SLG: 0.431		F8		F9			6-3	F9		4	0	0	0	0	0	3
Darryl Strawberry, L (1, 9) OBP: 0.379, SLG: 0.530		6-3			4-3		4-3 BB	K		3	0	0	0	1	1	2
George Foster, R (1, 7) OBP: 0.320, SLG: 0.465		K			5-3		4-3 1-2		E9	4	0	0	0	0	1	1
Howard Johnson, S (1, 5) OBP: 0.300, SLG: 0.345			F7		2B		FC6-4 IBB		3-1	3	0	1	0	1	0	0
Rafael Santana, R (1, 6) OBP: 0.281, SLG: 0.289			6-3		FC6-4 IBB		FC6-4 1-2f		K	3	0	0	0	1	1	2
Ron Darling, R (1, 1) OBP: 0.213, SLG: 0.267			K		FC6-4 1-2f			4-3 2B 2B		2	0	0	0	0	1	2
Danny Heep, L (8, PH) OBP: 0.333, SLG: 0.434										1	1	1	0	0	0	0
Roger McDowell, R (8, 1) OBP: 0.214, SLG: 0.154										0	0	0	0	0	0	0

TOP

New York Mets @ Montreal Expos

Olympic Stadium, Montreal, QB

Mon Aug 19 1985, 7:05 PM EDT

Att. 30,009 - Unknown

livebaseballscorecards.com

AB	31
R	1
H	5
RBI	1
BB	4
SO	6
LOB	13

Inning Stats	1	2	3	4	5	6	7	8	9
R	0	0	0	0	0	0	0	1	0
E	0	0	0	0	0	0	0	0	1
K	1	1	1	0	0	1	0	1	1
S	5	5	5	4	4	5	3	7	5
H	0	0	0	2	1	0	0	2	0
LOB	0	0	0	1	2	0	2	2	0
BB	0	0	0	0	1	0	2	1	0
P	5	5	5	4	8	5	11	11	5

1B	2
2B	4
3B	0
HR	0
SF	0
SAC	0
DP	1
HBP	0

WP	0
PB	0
SB	0
CS	0
PA	35

PITCHER	IP	WLS	BF	H	R	ER	SO	BB	IBB	HBP	BLK	WP	HR	S	P	ERA	WHIP
Bryn Smith, R (1, 1) ERA: 2.65	7.0		26	3	0	0	4	1	2	0	0	0	0	31	43	0.00	0.571
Tim Burke, R (8, 1) ERA: 1.63	2.0	L	9	2	1	1	2	0	1	0	0	0	0	12	16	4.50	1.000

PITCHER	IP	WLS	BF	H	R	ER	SO	BB	IBB	HBP	BLK	WP	HR	S	P	ERA	WHIP

New York Mets @ Montreal Expos

Olympic Stadium, Montreal, QB

Mon Aug 19 1985, 7:05 PM EDT

Att. 30,009 - Unknown

livebaseballscorecards.com

BOTTOM

Batter	1	2	3	4	5	6	7	8	9	AB	R	H	RBI	BB	SO	LOB
Tim Raines, S (1, 7) OBP: 0.380, SLG: 0.425	F7		BB		F6		4-3			3	0	0	0	1	0	4
Vance Law, R (1, 4) OBP: 0.364, SLG: 0.411	1B		F8			F8		L4		4	0	1	0	0	0	1
Andre Dawson, R (1, 9) OBP: 0.314, SLG: 0.446	F4			CS BB		3B		6-3		3	0	1	0	1	0	1
Hubie Brooks, R (1, 6) OBP: 0.308, SLG: 0.407	K			8-6-3 1-2 BB		K		F4		3	0	0	0	1	2	2
Terry Francona, L (1, 3) OBP: 0.315, SLG: 0.360		G3		8-6-3 1-2f		1-3			6-3	4	0	0	0	0	0	2
Tim Wallach, R (1, 5) OBP: 0.313, SLG: 0.429		K			5-3		F5		6-3	4	0	0	0	0	1	0
Herm Winningham, L (1, 8) OBP: 0.318, SLG: 0.362		4-3			F7		BLK 1B		K	4	0	1	0	0	1	0
Mike Fitzgerald, R (1, 2) OBP: 0.298, SLG: 0.281			4-3		BB 1B		6-3 1-2			3	0	1	0	0	0	1
Bryn Smith, R (1, 1) OBP: 0.226, SLG: 0.267			F8		1-2 BB		BB			1	0	0	0	1	0	0
Scot Thompson, L (7, PH) OBP: 0.260, SLG: 0.292										0	0	0	0	1	0	0
Tim Burke, R (8, 1) OBP: 0.167, SLG: 0.167										0	0	0	0	0	0	0

Inning Stats	1	2	3	4	5	6	7	8	9
	R: 0 H: 1 E: 0 LOB: 1 K: 1 BB: 0 S: 6 P: 6	R: 0 H: 0 E: 0 LOB: 0 K: 1 BB: 0 S: 5 P: 5	R: 0 H: 0 E: 0 LOB: 1 K: 0 BB: 1 S: 3 P: 7	R: 0 H: 0 E: 0 LOB: 0 K: 0 BB: 2 S: 1 P: 9	R: 0 H: 1 E: 0 LOB: 2 K: 0 BB: 1 S: 4 P: 8	R: 0 H: 1 E: 0 LOB: 1 K: 1 BB: 0 S: 6 P: 6	R: 0 H: 1 E: 0 LOB: 2 K: 0 BB: 1 S: 4 P: 8	R: 0 H: 0 E: 0 LOB: 0 K: 0 BB: 0 S: 3 P: 3	R: 0 H: 0 E: 0 LOB: 0 K: 1 BB: 0 S: 5 P: 5

AB	29
R	0
H	4
RBI	0
BB	5
SO	4
LOB	11

	1B	SF	WP	PA	34
	2B: 1	SAC: 0	PB: 0		
	3B: 1	DP: 1	SB: 0		
	HR: 0	HBP: 0	CS: 1		

PITCHER		IP	WLS	BF	H	R	ER	SO	BB	IBB	HBP	BLK	WP	HR	S	P	ERA	WHIP
Ron Darling, R ERA: 2.81	(1, 1)	7.0	W	28	4	0	0	3	5	0	0	1	0	0	29	49	0.00	1.286
Roger McDowell, R ERA: 2.92	(8, 1)	2.0	S	6	0	0	0	1	0	0	0	0	0	0	8	8	0.00	0.000

PITCHER	IP	WLS	BF	H	R	ER	SO	BB	IBB	HBP	BLK	WP	HR	S	P	ERA	WHIP

Batter	1	2	3	4	5	6	7	8	9	AB	R	H	RBI	BB	SO	LOB
Dan Gladden, R (1, 7) OBP: 0.292, SLG: 0.300	F3		K		BB		F3			3	0	0	0	1	1	0
Brad Wellman, R (1, 4) OBP: 0.289, SLG: 0.327	E 1B 1B		K		K			F7		4	0	1	0	0	2	1
Chili Davis, S (1, 8) OBP: 0.350, SLG: 0.411	E9 CS 1-3 1B		FC5-4 1B			1B 1B		4-3		4	0	3	0	0	0	0
Dan Driessen, L (1, 3) OBP: 0.323, SLG: 0.364	BB 1-2 BB		FC5-4 1-2f			K		1B 1B		3	0	1	0	1	1	2
Chris Brown, R (1, 5) OBP: 0.344, SLG: 0.450	 1-2 BB			K		F8		 1-3 1B		3	0	1	0	1	1	1
Joel Youngblood, R (1, 9) OBP: 0.344, SLG: 0.352	K			K		 1-2 1B		F2		4	0	1	0	0	2	5
Bob Brenly, R (1, 2) OBP: 0.310, SLG: 0.412		K		K		F8			K	4	0	0	0	0	3	2
Jose Uribe, S (1, 6) OBP: 0.271, SLG: 0.300		1-3			K		K		1-3	4	0	0	0	0	2	0
Jim Gott, R (1, 1) OBP: 0.154, SLG: 0.289 Ron Roenicke, S (7, PH) OBP: 0.442, SLG: 0.355 Mike Jeffcoat, L (7, 1) Greg Minton, S (8, 1) Rob Deer, R (9, PH) OBP: 0.277, SLG: 0.342		K			K		K		K	2 1 0 0 1	0 0 0 0 0	0 0 0 0 0	0 0 0 0 0	0 0 0 0 0	2 1 0 0 1	0 0 0 0 0
Inning Stats	R: 0 H: 2 E: 1 LOB: 3 K: 1 BB: 2 S: 6 P: 14	R: 0 H: 0 E: 0 LOB: 0 K: 2 BB: 0 S: 7 P: 7	R: 0 H: 1 E: 0 LOB: 1 K: 2 BB: 0 S: 8 P: 8	R: 0 H: 0 E: 0 LOB: 0 K: 3 BB: 0 S: 9 P: 9	R: 0 H: 0 E: 0 LOB: 1 K: 3 BB: 1 S: 9 P: 13	R: 0 H: 2 E: 0 LOB: 2 K: 1 BB: 0 S: 7 P: 7	R: 0 H: 0 E: 0 LOB: 0 K: 2 BB: 0 S: 7 P: 7	R: 0 H: 2 E: 0 LOB: 2 K: 0 BB: 0 S: 5 P: 5	R: 0 H: 0 E: 0 LOB: 0 K: 2 BB: 0 S: 7 P: 7	1B: 7 SF: 0 2B: 0 SAC: 0 3B: 0 DP: 0 HR: 0 HBP: 0						WP: 0 PA: 36 PB: 0 SB: 0 CS: 1

PITCHER	IP	WLS	BF	H	R	ER	SO	BB	IBB	HBP	BLK	WP	HR	S	P	ERA	WHIP
Dwight Gooden, R (1, 1) ERA: 1.74	9.0	W	36	7	0	0	16	3	0	0	0	0	0	65	77	0.00	1.111

PITCHER	IP	WLS	BF	H	R	ER	SO	BB	IBB	HBP	BLK	WP	HR	S	P	ERA	WHIP

TOP

San Francisco Giants @ New York Mets

Shea Stadium, Flushing, NY

Tue Aug 20 1985, 7:05 PM EDT

Att. 31,758 - Unknown

livebaseballscorecards.com

AB	33
R	0
H	7
RBI	0
BB	3
SO	16
LOB	11

San Francisco Giants @ New York Mets

Shea Stadium, Flushing, NY

Tue Aug 20 1985, 7:05 PM EDT

Att. 31,758 - Unknown

livebaseballscorecards.com

Batter		1	2	3	4	5	6	7	8	9	AB	R	H	RBI	BB	SO	LOB
Lenny Dykstra, L OBP: 0.338, SLG: 0.330	(1, 8)	S S S 0-3 ① K	x 0-0 1-3 2-H 1B			x 0-0 ① 4-3		x 0-0 ① 6-3			4	0	1	1	0	1	0
Wally Backman, S OBP: 0.350, SLG: 0.386	(1, 4)	x 0-0 ② 4-3	x 0-0 ③ G3			x 0-0 1B 2B		x 0-0 ② F7			4	1	1	0	0	0	2
Keith Hernandez, L OBP: 0.382, SLG: 0.429	(1, 3)	x 0-0 1B		B B B B 4-0 BB		x 0-0 ② L6		x 0-0 1B			3	0	2	0	1	0	1
Gary Carter, R OBP: 0.351, SLG: 0.429	(1, 2)	x 0-0 ③ F9		x 0-0 ① F7		x 0-0 FC6 2-H 1B		x 0-0 ③ 5-3			4	0	1	1	0	0	3
Darryl Strawberry, L OBP: 0.380, SLG: 0.528	(1, 9)		B B B B 4-0 S 1B BB	x 0-0 ② F6		x 0-0 ③ FC6 1-2f			x 0-0 CS 1B		3	1	1	0	1	0	2
George Foster, R OBP: 0.316, SLG: 0.459	(1, 7)		x 0-0 ① 6-3 1-2	x 0-0 ③ F7			x 0-0 ① F7		x 0-0 ①② F4 1-2		4	0	0	0	0	0	3
Howard Johnson, S OBP: 0.300, SLG: 0.342	(1, 5)		B B B B 4-0 1B 1B BB		x 0-0 ① F6		x 0-0 ② 4-3		S S S 0-3 ③ K		3	1	0	0	1	1	0
Rafael Santana, R OBP: 0.284, SLG: 0.294	(1, 6)		x 0-0 1B 1-2 2-H 1B		x 0-0 ② 5-3		x 0-0 2B				3	0	2	1	0	0	0
Dwight Gooden, R OBP: 0.240, SLG: 0.200	(1, 1)		x 0-0 ② B2		x 0-0 ③ F8		x 0-0 ③ 6-3				3	0	0	0	0	0	3

Inning Stats	1	2	3	4	5	6	7	8	9	AB	R	H	RBI	BB	SO	LOB
	R: 0 E: 0 K: 1 S: 6	H: 1 LOB: 1 BB: 0 P: 6	R: 2 E: 0 K: 0 S: 5	H: 2 LOB: 2 BB: 2 P: 13	R: 0 E: 0 K: 0 S: 3	H: 0 LOB: 1 BB: 1 P: 7	R: 0 E: 0 K: 0 S: 3	H: 0 LOB: 0 BB: 0 P: 3	R: 1 E: 0 K: 0 S: 5	H: 2 LOB: 1 BB: 0 P: 5	R: 0 E: 0 K: 0 S: 4	H: 1 LOB: 1 BB: 0 P: 4	R: 0 E: 0 K: 0 S: 4	H: 1 LOB: 1 BB: 0 P: 4	R: 0 E: 0 K: 1 S: 5	H: 1 LOB: 0 BB: 0 P: 5	

PITCHER		IP	WLS	BF	H	R	ER	SO	BB	IBB	HBP	BLK	WP	HR	S	P	ERA	WHIP
Jim Gott, R ERA: 3.62	(1, 1)	6.0	L	27	6	3	3	1	3	0	0	0	0	0	26	38	4.50	1.500
Mike Jeffcoat, L ERA: 2.1	(7, 1)	1.0		4	1	0	0	0	0	0	0	0	0	0	4	4	0.00	1.000
Greg Minton, R ERA: 3.15	(8, 1)	1.0		3	1	0	0	1	0	0	0	0	0	0	5	5	0.00	1.000

PITCHER	IP	WLS	BF	H	R	ER	SO	BB	IBB	HBP	BLK	WP	HR	S	P	ERA	WHIP

AB	31
R	3
H	8
RBI	3
BB	3
SO	2
LOB	14

1B: 6	SF: 0	WP: 0	PA: 34
2B: 2	SAC: 0	PB: 0	
3B: 0	DP: 0	SB: 1	
HR: 0	HBP: 0	CS: 1	

Batter	1	2	3	4	5	6	7	8	9	AB	R	H	RBI	BB	SO	LOB
Joel Youngblood, R (1, 9) OBP: 0.342, SLG: 0.349	F3		6-3			SH5-3 1B		4-3		4	0	1	0	0	0	0
Manny Trillo, R (1, 4) OBP: 0.287, SLG: 0.291	1B		F9			SH5-3 1-2		F3		3	0	1	0	0	0	0
Chili Davis, S (1, 8) OBP: 0.349, SLG: 0.409	K		3-1			F8		1B		4	0	1	0	0	1	2
Jeffrey Leonard, R (1, 7) OBP: 0.277, SLG: 0.406 Dan Gladden, R (8, 7) OBP: 0.292, SLG: 0.300	K			F8		K		K		4 0	0 0	0 0	0 0	0 0	3 0	3 0
Dan Driessen, L (1, 3) OBP: 0.322, SLG: 0.371		F3		K			HR		4-3	4	1	1	1	0	1	0
Chris Brown, R (1, 5) OBP: 0.348, SLG: 0.453		1B 1B		F9			CS 1B		HR 1B	4	1	3	0	0	0	0
Bob Brenly, R (1, 2) OBP: 0.309, SLG: 0.419		K	G3				5-3 1-2		1-H HR	4	1	1	2	0	1	2
Jose Uribe, S (1, 6) OBP: 0.273, SLG: 0.302		1-3 1B	G3				1B		1-3	4	0	2	0	0	0	0
Dave LaPoint, L (1, 1) OBP: 0.300, SLG: 0.244 Ron Roenicke, S (9, PH) OBP: 0.432, SLG: 0.344 Scott Garrelts, R (9, 1) OBP: 0.222, SLG: 0.125		K	6-3				4-3		3-1	3 1 0	0 0 0	0 0 0	0 0 0	0 0 0	1 0 0	3 0 0
Inning Stats	R: 0 E: 0 K: 2 S: 8 H: 1 LOB: 1 BB: 0 P: 8	R: 0 E: 0 K: 2 S: 9 H: 2 LOB: 2 BB: 0 P: 9	R: 0 E: 0 K: 0 S: 3 H: 0 LOB: 0 BB: 0 P: 3	R: 0 E: 0 K: 1 S: 5 H: 0 LOB: 0 BB: 0 P: 5	R: 0 E: 0 K: 0 S: 3 H: 0 LOB: 0 BB: 0 P: 3	R: 0 E: 0 K: 1 S: 6 H: 1 LOB: 1 BB: 0 P: 6	R: 1 E: 0 K: 0 S: 5 H: 3 LOB: 1 BB: 0 P: 5	R: 0 E: 0 K: 1 S: 6 H: 1 LOB: 1 BB: 0 P: 6	R: 2 E: 0 K: 0 S: 5 H: 2 LOB: 0 BB: 0 P: 5	1B: 8 2B: 0 3B: 0 HR: 2	SF: 0 SAC: 1 DP: 0 HBP: 0						

PITCHER		IP	WLS	BF	H	R	ER	SO	BB	IBB	HBP	BLK	WP	HR	S	P	ERA	WHIP
Ed Lynch, R ERA: 2.87	(1, 1)	8.0		31	8	1	1	7	0	0	0	0	0	1	45	45	1.12	1.000
Roger McDowell, R ERA: 3.09	(9, 1)	1.0	L	5	2	2	2	0	0	0	0	0	0	1	5	5	18.00	2.000

PITCHER	IP	WLS	BF	H	R	ER	SO	BB	IBB	HBP	BLK	WP	HR	S	P	ERA	WHIP

TOP

San Francisco Giants @ New York Mets

Shea Stadium, Flushing, NY

Wed Aug 21 1985, 7:05 PM EDT

Att. 22,450 - Unknown

livebaseballscorecards.com

AB	35
R	3
H	10
RBI	3
BB	0
SO	7
LOB	10

1B: 8	SF: 0	WP: 0	PA: 36
2B: 0	SAC: 1	PB: 0	
3B: 0	DP: 0	SB: 0	
HR: 2	HBP: 0	CS: 1	

BOTTOM

San Francisco Giants @ New York Mets

Shea Stadium, Flushing, NY

Wed Aug 21 1985, 7:05 PM EDT

Att. 22,450 - Unknown

Batter	1	2	3	4	5	6	7	8	9	AB	R	H	RBI	BB	SO	LOB
Wally Backman, S (1, 4) OBP: 0.346, SLG: 0.382	5-3		F9			6-3		6-3		4	0	0	0	0	0	0
Tom Paciorek, R (1, 9) OBP: 0.314, SLG: 0.314	K			6-3		F9		FC6-4 1B		4	0	1	0	0	1	0
Keith Hernandez, L (1, 3) OBP: 0.381, SLG: 0.427	4-3			F8			FC1-5 1B	FC6-4 1-2f		4	0	1	0	0	0	1
Gary Carter, R (1, 2) OBP: 0.352, SLG: 0.430		FC3-6 1B		F7			FC5 FC1-5 1-2 1B		F8	4	0	2	0	0	0	0
Darryl Strawberry, L (1, 8) OBP: 0.379, SLG: 0.535		FC3-6 S 1-2f			HR		FC1-5 1-2 2-3f		K	4	1	1	1	0	1	3
George Foster, R (1, 7) OBP: 0.315, SLG: 0.457		F8			G5-4-3 1B		F8		5-3	4	0	1	0	0	0	3
Ray Knight, R (1, 5) OBP: 0.240, SLG: 0.339		K 1-2			G5-4-3 1-2f		FC5 2-3f			3	0	0	0	0	1	4
Rafael Santana, R (1, 6) OBP: 0.281, SLG: 0.292			F7		K2-3			K		3	0	0	0	0	2	0
Ed Lynch, R (1, 1) OBP: 0.133, SLG: 0.071			K			K		HR		2	0	0	0	0	2	0
Howard Johnson, S (8, PH) OBP: 0.302, SLG: 0.355										1	1	1	1	0	0	0
Roger McDowell, R (9, 1) OBP: 0.214, SLG: 0.154										0	0	0	0	0	0	0
Inning Stats	R: 0 E: 0 K: 1 S: 5 H: 0 LOB: 0 BB: 0 P: 5	R: 0 E: 0 K: 1 S: 6 H: 1 LOB: 1 BB: 0 P: 6	R: 0 E: 0 K: 1 S: 5 H: 0 LOB: 0 BB: 0 P: 5	R: 0 E: 0 K: 0 S: 3 H: 0 LOB: 0 BB: 0 P: 3	R: 1 E: 0 K: 1 S: 6 H: 2 LOB: 0 BB: 0 P: 6	R: 0 E: 0 K: 1 S: 5 H: 0 LOB: 0 BB: 0 P: 5	R: 0 E: 0 K: 0 S: 5 H: 2 LOB: 2 BB: 0 P: 5	R: 1 E: 0 K: 1 S: 7 H: 2 LOB: 1 BB: 0 P: 7	R: 0 E: 0 K: 1 S: 5 H: 0 LOB: 0 BB: 0 P: 5	1B: 5 2B: 0 3B: 0 HR: 2	SF: 0 SAC: 0 DP: 1 HBP: 0						

	AB	33
	R	2
	H	7
	RBI	2
	BB	0
	SO	7
	LOB	11

WP: 0 PB: 0 SB: 1 CS: 0 PA: 33

livebaseballscorecards.com

PITCHER	IP	WLS	BF	H	R	ER	SO	BB	IBB	HBP	BLK	WP	HR	S	P	ERA	WHIP
Dave LaPoint, L (1, 1) ERA: 3.06	8.0	W	30	7	2	2	6	0	0	0	0	0	2	42	42	2.25	0.875
Scott Garrelts, R (9, 1) ERA: 1.56	1.0	S	3	0	0	0	1	0	0	0	0	0	0	5	5	0.00	0.000

PITCHER	IP	WLS	BF	H	R	ER	SO	BB	IBB	HBP	BLK	WP	HR	S	P	ERA	WHIP

Batter	1	2	3	4	5	6	7	8	9	AB	R	H	RBI	BB	SO	LOB
Dan Gladden, R (1, 7) OBP: 0.289, SLG: 0.297	F2		F9 2-3			G6-4-3 1-2f			F4	4	0	0	0	0	0	2
Manny Trillo, R (1, 4) OBP: 0.284, SLG: 0.288	K		F3			F6			5-3	4	0	0	0	0	1	1
Chili Davis, S (1, 8) OBP: 0.348, SLG: 0.407	3-1			F8			FC6-4 1B		F8	4	0	1	0	0	0	0
Dan Driessen, L (1, 3) OBP: 0.319, SLG: 0.368		4-3		4-3			F9			3	0	0	0	0	0	1
Chris Brown, R (1, 5) OBP: 0.346, SLG: 0.450		6-3		1-5-3			K			3	0	0	0	0	1	1
Joel Youngblood, R (1, 9) OBP: 0.342, SLG: 0.345		BB			K		FC6-4 1-2f			2	0	0	0	1	1	1
Bob Brenly, R (1, 2) OBP: 0.306, SLG: 0.415		F7			5-3			L5		3	0	0	0	0	0	1
Jose Uribe, S (1, 6) OBP: 0.274, SLG: 0.302			F9 SH3-4 1B		F4			4-3		3	0	1	0	0	0	0
Vida Blue, S (1, 1) OBP: 0.211, SLG: 0.167			SH3-4 1-2			G6-4-3 1B		6-3		1	0	1	0	0	0	0
Mike Jeffcoat, L (7, 1)										0	0	0	0	0	0	0
Frank Williams, R (7, 1)										0	0	0	0	0	0	0
Rob Deer, R (8, PH) OBP: 0.274, SLG: 0.338										1	0	0	0	0	0	0
Greg Minton, S (8, 1)										0	0	0	0	0	0	0
Inning Stats	R: 0 E: 0 K: 1 S: 5 H: 0 LOB: 0 BB: 0 P: 5	R: 0 E: 0 K: 0 S: 3 H: 0 LOB: 1 BB: 1 P: 7	R: 0 E: 0 K: 0 S: 4 H: 1 LOB: 1 BB: 0 P: 4	R: 0 E: 0 K: 0 S: 3 H: 0 LOB: 0 BB: 0 P: 3	R: 0 E: 0 K: 1 S: 5 H: 0 LOB: 0 BB: 0 P: 5	R: 0 E: 0 K: 0 S: 3 H: 1 LOB: 0 BB: 0 P: 3	R: 0 E: 0 K: 1 S: 6 H: 1 LOB: 1 BB: 0 P: 6	R: 0 E: 0 K: 0 S: 3 H: 0 LOB: 0 BB: 0 P: 3	R: 0 E: 0 K: 0 S: 3 H: 0 LOB: 0 BB: 0 P: 3	1B: 3 2B: 0 3B: 0 HR: 0	SF: 0 SAC: 1 DP: 1 HBP: 0			WP: 0 PB: 0 SB: 0 CS: 0		PA: 30	

PITCHER	IP	WLS	BF	H	R	ER	SO	BB	IBB	HBP	BLK	WP	HR	S	P	ERA	WHIP
Terry Leach, R (1, 1) ERA: 1.46	9.0	W	30	3	0	0	3	1	0	0	0	0	0	35	39	0.00	0.444

PITCHER	IP	WLS	BF	H	R	ER	SO	BB	IBB	HBP	BLK	WP	HR	S	P	ERA	WHIP

TOP

San Francisco Giants @ New York Mets

Shea Stadium, Flushing, NY

Thu Aug 22 1985, 7:05 PM EDT

Att. 24,536 - Unknown

livebaseballscorecards.com

AB	28
R	0
H	3
RBI	0
BB	1
SO	3
LOB	7

Batter	1	2	3	4	5	6	7	8	9	AB	R	H	RBI	BB	SO	LOB
Wally Backman, S (1, 4) OBP: 0.352, SLG: 0.389	FC6-4 1B		PO 1-2	1B 1B 2B	2-H 1B		BBBB G3 1B 1B BB	4-3 2-3		4	2	3	1	1	0	1
Tom Paciorek, R (1, 9) OBP: 0.318, SLG: 0.319	FC6-4 L1-3 1-2f			FC3-6 1B 2-3 1B	SSS K		1-2 1B G3 1B	BB		4	0	2	0	0	1	2
Lenny Dykstra, L (7, PR) OBP: 0.341, SLG: 0.330 (8, 8)										0	1	0	0	1	0	0
Keith Hernandez, L (1, 3) OBP: 0.379, SLG: 0.425	L1-3 1-2			FC3-6 1-2 3-H 1B	F9		G3 1-2 2-3	4-3		5	0	1	1	0	0	6
Gary Carter, R (1, 2) OBP: 0.354, SLG: 0.431		F3		FC3-6 BB 1-2f 2-3		HR 2B	1B 2B IBB			3	2	1	0	1	0	2
Darryl Strawberry, L (1, 8) (8, 9) OBP: 0.380, SLG: 0.547		SSS K		SSS K		2-H HR	2B 1-2 2-H 3-H 1B			4	1	2	4	0	2	2
George Foster, R (1, 7) OBP: 0.317, SLG: 0.459		6-3		BBBB 1-2 BB		SSS K	1-3 2-H 2B			3	0	1	1	1	1	0
Ray Knight, R (1, 5) OBP: 0.236, SLG: 0.332			E6 PO	SSS K		SSS K	F3			4	0	0	0	0	2	6
Rafael Santana, R (1, 6) OBP: 0.284, SLG: 0.297			L6		1B 2B	SSS K		4-3 SH1-4 1B		4	1	2	0	0	1	1
Terry Leach, R (1, 1) OBP: 0.222, SLG: 0.333			SSS K		SSS K		SSS K	SH1-4 1-2		3	0	0	0	0	3	2
Inning Stats	R: 0 H: 1 E: 0 LOB: 0 K: 0 BB: 0 S: 3 P: 3	R: 0 H: 0 E: 0 LOB: 0 K: 1 BB: 0 S: 5 P: 5	R: 0 H: 0 E: 1 LOB: 0 K: 1 BB: 0 S: 5 P: 5	R: 1 H: 3 E: 0 LOB: 3 K: 2 BB: 1 S: 10 P: 14	R: 1 H: 2 E: 0 LOB: 1 K: 2 BB: 0 S: 9 P: 9	R: 2 H: 2 E: 0 LOB: 0 K: 3 BB: 0 S: 11 P: 11	R: 3 H: 3 E: 0 LOB: 3 K: 1 BB: 2 S: 8 P: 16	R: 0 H: 1 E: 0 LOB: 2 K: 0 BB: 1 S: 4 P: 8		1B: 7 SF: 0 2B: 5 SAC: 1 3B: 0 DP: 1 HR: 1 HBP: 0						

BOTTOM

San Francisco Giants @ New York Mets

Shea Stadium, Flushing, NY

Thu Aug 22 1985, 7:05 PM EDT

Att. 24,536 - Unknown

livebaseballscorecards.com

AB	34
R	7
H	12
RBI	7
BB	4
SO	10
LOB	22

WP: 0 PA: 40
PB: 0
SB: 0
CS: 0

PITCHER		IP	WLS	BF	H	R	ER	SO	BB	IBB	HBP	BLK	WP	HR	S	P	ERA	WHIP
Vida Blue, L ERA: 4.94	(1, 1)	6.1	L	29	9	6	6	10	2	0	0	0	0	1	47	55	8.53	1.737
Mike Jeffcoat, L ERA: 2.42	(7, 1)	0.1		4	2	1	1	0	0	1	0	0	0	0	3	7	27.00	6.000
Frank Williams, R ERA: 5.36	(7, 1)	0.1		1	0	0	0	0	0	0	0	0	0	0	1	1	0.00	0.000
Greg Minton, R ERA: 3.1	(8, 1)	1.0		5	1	0	0	0	1	0	0	0	0	0	4	8	0.00	2.000

PITCHER	IP	WLS	BF	H	R	ER	SO	BB	IBB	HBP	BLK	WP	HR	S	P	ERA	WHIP

Batter	1	2	3	4	5	6	7	8	9	AB	R	H	RBI	BB	SO	LOB
Garry Templeton, S (1, 6) OBP: 0.341, SLG: 0.379	4-3	F9			K	1B		4-3		5	0	1	2	0	1	3
Tony Gwynn, L (1, 9) OBP: 0.349, SLG: 0.401	S BB		F8		4-3		F8		7-4 1B	4	0	1	0	1	0	0
Steve Garvey, R (1, 3) OBP: 0.304, SLG: 0.429	5-3		FC4-6 BB		G3		HR		F9	4	1	1	1	1	0	2
Graig Nettles, L (1, 5) OBP: 0.377, SLG: 0.436	BB		FC4-6 WP			G3	HR		7-4	4	1	1	1	1	0	2
Terry Kennedy, L (1, 2) OBP: 0.292, SLG: 0.386	G3		K			L9	F6			4	0	0	0	0	1	3
Carmelo Martinez, R (1, 7) OBP: 0.347, SLG: 0.426		6-3		1-3		1B 1B 1B	K			4	1	1	0	0	1	0
Kevin McReynolds, R (1, 8) OBP: 0.290, SLG: 0.379		F7		F8 1B		1B 1B 1B		F9		4	1	2	0	0	0	0
Tim Flannery, L (1, 4) OBP: 0.385, SLG: 0.358		1B 1B		F8		1B 1B 1B		5-3 1B		4	1	3	1	0	0	1
Mark Thurmond, L (1, 1) OBP: 0.167, SLG: 0.136 Tim Stoddard, R (6, 1) Craig Lefferts, L (9, 1) OBP: 0.333, SLG: 0.333		1-3 1B		F7		1B 1B		5-3		3 1 0	1 0 0	2 0 0	1 0 0	0 0 0	0 0 0	1 1 0
Inning Stats	R: 0 E: 0 K: 0 S: 3 H: 0 LOB: 2 BB: 2 P: 11	R: 0 E: 0 K: 0 S: 5 H: 2 LOB: 2 BB: 0 P: 5	R: 0 E: 0 K: 1 S: 5 H: 0 LOB: 1 BB: 1 P: 9	R: 0 E: 0 K: 0 S: 4 H: 1 LOB: 1 BB: 0 P: 4	R: 0 E: 0 K: 1 S: 5 H: 0 LOB: 0 BB: 0 P: 5	R: 4 E: 0 K: 0 S: 7 H: 5 LOB: 1 BB: 0 P: 7	R: 2 E: 0 K: 1 S: 7 H: 2 LOB: 0 BB: 0 P: 7	R: 0 E: 0 K: 0 S: 4 H: 1 LOB: 1 BB: 0 P: 4	R: 0 E: 0 K: 0 S: 3 H: 1 LOB: 0 BB: 0 P: 3	1B: 10 2B: 1 3B: 0 HR: 2	SF: 0 SAC: 0 DP: 1 HBP: 0			WP: 1 PB: 0 SB: 1 CS: 0	PA: 40		

PITCHER		IP	WLS	BF	H	R	ER	SO	BB	IBB	HBP	BLK	WP	HR	S	P	ERA	WHIP
Rick Aguilera, R ERA: 3.4	(1, 1)	6.0	L	28	8	4	4	2	3	0	0	0	1	0	29	41	6.00	1.833
Tom Gorman, L ERA: 5.29	(7, 1)	1.0		5	2	2	2	1	0	0	0	0	0	2	7	7	18.00	2.000
Doug Sisk, R ERA: 5.88	(8, 1)	2.0		7	2	0	0	0	0	0	0	0	0	0	7	7	0.00	1.000

PITCHER	IP	WLS	BF	H	R	ER	SO	BB	IBB	HBP	BLK	WP	HR	S	P	ERA	WHIP

TOP

San Diego Padres @ New York Mets

Shea Stadium, Flushing, NY

Fri Aug 23 1985, 7:05 PM EDT

Unknown

livebaseballscorecards.com

AB	37
R	6
H	12
RBI	6
BB	3
SO	3
LOB	13

BOTTOM

Batter	1	2	3	4	5	6	7	8	9	AB	R	H	RBI	BB	SO	LOB
Wally Backman, S (1, 4) OBP: 0.353, SLG: 0.386	F8		6-3		BB 1-2 2-3		K		BB 1-2 2-3	3	0	0	0	2	1	1
Tom Paciorek, R (1, 9) OBP: 0.311, SLG: 0.311	F9		4-3		F9		F8		F9	4	0	0	0	0	0	4
Doug Sisk, R (8, 1)										0	0	0	0	0	0	0
Rusty Staub, L (9, PH) OBP: 0.357, SLG: 0.353										1	0	0	0	0	0	3
Keith Hernandez, L (1, 3) OBP: 0.376, SLG: 0.421	3-1			K		G3		K	PO 3-H	4	0	0	0	0	2	0
Gary Carter, R (1, 2) OBP: 0.353, SLG: 0.430		F8		L7		BB 1B		E6 WP		4	0	1	0	0	0	0
Darryl Strawberry, L (1, 8) OBP: 0.382, SLG: 0.542		BB S 1B		4-3		1-2 BB		F8		2	1	0	0	2	0	1
(8, 9)																
George Foster, R (1, 7) OBP: 0.319, SLG: 0.459		1-H FC6-4 1B			FC6-5 1B	K		1-2 K		4	0	2	1	0	2	3
Ray Knight, R (1, 5) OBP: 0.231, SLG: 0.325		F8			F9	F8			6-3	4	0	0	0	0	0	4
Rafael Santana, R (1, 6) OBP: 0.286, SLG: 0.299		1-2f FC6-4			BB FC6-5 1-2 1B		6-3		BB BB PO 1B	4	0	2	0	0	0	1
Rick Aguilera, R (1, 1) OBP: 0.375, SLG: 0.435			F8		2-3f FC6-5 BB		1B		1-2 BB	2	0	0	0	0	0	2
Tom Gorman, L (7, 1)										0	0	0	0	0	0	0
Lenny Dykstra, L (7, PH) OBP: 0.347, SLG: 0.333										1	0	1	0	1	0	0
(8, 8)																

Inning Stats	1	2	3	4	5	6	7	8	9
R:	0	1	0	0	0	0	0	0	0
E:	0	0	0	0	0	0	0	1	0
K:	0	0	0	1	0	1	1	2	0
S:	3	4	3	5	5	6	6	8	3
H:	0	1	0	0	2	1	1	0	1
LOB:	0	1	0	0	3	2	1	1	2
BB:	0	1	0	0	1	1	0	0	2
P:	3	8	3	5	9	10	6	8	11

1B:	6
2B:	0
3B:	0
HR:	0
SF:	0
SAC:	0
DP:	0
HBP:	0
WP:	1
PB:	0
SB:	2
CS:	0
PA:	39

PITCHER		IP	WLS	BF	H	R	ER	SO	BB	IBB	HBP	BLK	WP	HR	S	P	ERA	WHIP
Mark Thurmond, L ERA: 4.2	(1, 1)	5.1	W	23	4	1	1	1	3	0	0	0	0	0	22	34	1.69	1.312
Tim Stoddard, R ERA: 4.01	(6, 1)	3.0		14	2	0	0	4	2	0	0	0	1	0	20	28	0.00	1.333
Craig Lefferts, L ERA: 3.15	(9, 1)	0.2	S	1	0	0	0	0	0	0	0	0	0	0	1	1	0.00	0.000

PITCHER	IP	WLS	BF	H	R	ER	SO	BB	IBB	HBP	BLK	WP	HR	S	P	ERA	WHIP

San Diego Padres @ New York Mets

Shea Stadium, Flushing, NY

Fri Aug 23 1985, 7:05 PM EDT

Unknown

livebaseballscorecards.com

AB	33
R	1
H	6
RBI	1
BB	5
SO	5
LOB	19

Batter	1	2	3	4	5	6	7	8	9	AB	R	H	RBI	BB	SO	LOB
Miguel Dilone, S (1, 9) OBP: 0.258, SLG: 0.254	S S S 0-3 ① K			S S S 0-3 ① K		x 0-0 ① F4		x 0-0 ① G3		4	0	0	0	0	2	0
Garry Templeton, S (1, 6) OBP: 0.343, SLG: 0.380	x 0-0 ② F8			x 0-0 S HR 1B		S S S 0-3 ② K		x 0-0 G5-4-3 1B		4	1	2	0	0	1	0
Steve Garvey, R (1, 3) OBP: 0.303, SLG: 0.433	x 0-0 ③ 4-3			x 0-0 1-H HR		x 0-0 ③ F6		x 0-0 ②③ G5-4-3 1-2f		4	1	1	2	0	0	1
Carmelo Martinez, R (1, 7) OBP: 0.346, SLG: 0.432		S S S 0-3 ① K		x 0-0 ② 5-3			x 0-0 HR		x 0-0 ① F8	4	1	1	1	0	1	0
Kevin McReynolds, R (1, 8) OBP: 0.288, SLG: 0.375		x 0-0 ② F6		x 0-0 ③ F8			x 0-0 ① F7		x 0-0 ② F8	4	0	0	0	0	0	0
Kurt Bevacqua, R (1, 5) OBP: 0.359, SLG: 0.369 Tim Flannery, L (7, 4) OBP: 0.387, SLG: 0.360		S S S 0-3 ③ K			x 0-0 ① F8		x 0-0 1B 1B		x 0-0 1B	3 1	0 0	1 1	0 0	0 0	1 0	0 0
Jerry Royster, R (1, 4) OBP: 0.351, SLG: 0.391 (7, 5)			S S S 0-3 ① K		x 0-0 ② 1-3		x 0-0 ② F8		x 0-0 ③ L4	4	0	0	0	0	1	2
Bruce Bochy, R (1, 2) OBP: 0.311, SLG: 0.500			S S S 0-3 ② K		x 0-0 E6		x 0-0 1-2 1B			3	0	1	0	0	1	0
Roy Lee Jackson, R (1, 1) Craig Lefferts, L (6, 1) OBP: 0.250, SLG: 0.250 Gene Walter, L (9, 1) Lance McCullers, S (9, 1)			S S S 0-3 ③ K2-3		S S S 0-3 ③ K		x 0-0 ③ G3			2 1 0 0	0 0 0 0	0 0 0 0	0 0 0 0	0 0 0 0	2 0 0 0	1 2 0 0
Inning Stats	R: 0 E: 0 K: 1 S: 5 H: 0 LOB: 0 BB: 0 P: 5	R: 0 E: 0 K: 2 S: 7 H: 0 LOB: 0 BB: 0 P: 7	R: 0 E: 0 K: 3 S: 9 H: 0 LOB: 0 BB: 0 P: 9	R: 2 E: 0 K: 1 S: 7 H: 2 LOB: 0 BB: 0 P: 7	R: 0 E: 1 K: 1 S: 6 H: 0 LOB: 1 BB: 0 P: 6	R: 0 E: 0 K: 1 S: 5 H: 0 LOB: 0 BB: 0 P: 5	R: 1 E: 0 K: 0 S: 6 H: 3 LOB: 2 BB: 0 P: 6	R: 0 E: 0 K: 0 S: 3 H: 1 LOB: 0 BB: 0 P: 3	R: 0 E: 0 K: 0 S: 4 H: 1 LOB: 1 BB: 0 P: 4	1B: 5 2B: 0 3B: 0 HR: 2 SF: 0 SAC: 0 DP: 1 HBP: 0						

WP: 0 PB: 0 SB: 1 CS: 0 PA: 34

TOP

San Diego Padres @ New York Mets

Shea Stadium, Flushing, NY

Fri Aug 23 1985, 7:05 PM EDT
Att. 45,156 - Unknown

livebaseballscorecards.com

AB	34
R	3
H	7
RBI	3
BB	0
SO	9
LOB	6

PITCHER		IP	WLS	BF	H	R	ER	SO	BB	IBB	HBP	BLK	WP	HR	S	P	ERA	WHIP
Sid Fernandez, L ERA: 2.74	(1, 1)	6.0	L	21	2	2	2	9	0	0	0	0	0	1	39	39	3.00	0.333
Roger McDowell, R ERA: 3.12	(7, 1)	2.0		9	4	1	1	0	0	0	0	0	0	1	9	9	4.50	2.000
Jesse Orosco, L ERA: 2.89	(9, 1)	1.0		4	1	0	0	0	0	0	0	0	0	0	4	4	0.00	1.000

PITCHER	IP	WLS	BF	H	R	ER	SO	BB	IBB	HBP	BLK	WP	HR	S	P	ERA	WHIP

Batter	1	2	3	4	5	6	7	8	9	AB	R	H	RBI	BB	SO	LOB
Lenny Dykstra, L (1, 8) OBP: 0.345, SLG: 0.337	4-3			1-3		K		F8 2B		4	0	1	0	0	1	1
Wally Backman, S (1, 4) OBP: 0.349, SLG: 0.381	B1-3			4-3		K		F8 2-3		4	0	0	0	0	1	2
Keith Hernandez, L (1, 3) OBP: 0.377, SLG: 0.421	4-3			1B		1-2 1B		3-1		4	0	2	0	0	0	1
Darryl Strawberry, L (1, 9) OBP: 0.380, SLG: 0.536		K		F9		K			BB BB	3	0	0	0	1	2	3
Danny Heep, L (1, 7) OBP: 0.336, SLG: 0.432		6-3			1B		F7		1-2 BB	3	0	1	0	1	0	0
Howard Johnson, S (1, 5) OBP: 0.301, SLG: 0.353		F4			F8		1B 1B		K	4	0	1	0	0	1	3
Clint Hurdle, L (1, 2) OBP: 0.325, SLG: 0.394			F8		K		L5-3 1-2 1B		K	2	0	0	0	0	1	1
Tom Paciorek, R (7, PH) OBP: 0.315, SLG: 0.315										1	0	1	0	0	0	0
Ronn Reynolds, R (8, 2) OBP: 0.303, SLG: 0.344										0	0	0	0	0	0	0
Gary Carter, R (9, PH) OBP: 0.352, SLG: 0.429										1	0	0	0	0	1	2
Larry Bowa, S (1, 6) OBP: 0.280, SLG: 0.312			F8		4-3		L5-3 1-2		G1	4	0	0	0	0	0	5
Sid Fernandez, L (1, 1) OBP: 0.216, SLG: 0.270			F6			1B BB		6-3		1	0	0	0	0	0	0
Ray Knight, R (6, PH) OBP: 0.235, SLG: 0.325										0	0	0	0	1	0	0
Roger McDowell, R (7, 1) OBP: 0.214, SLG: 0.154										0	0	0	0	0	0	0
Rafael Santana, R (8, PH) OBP: 0.285, SLG: 0.298										1	0	0	0	0	0	0
Jesse Orosco, R (9, 1) OBP: 0.250, SLG: 0.250										0	0	0	0	0	0	0

Inning Stats	1	2	3	4	5	6	7	8	9	1B: 5	SF: 0	WP: 0	PA: 35
R:	0	0	0	0	0	0	0	0	0	2B: 2	SAC: 0	PB: 0	
E:	0	0	0	0	0	0	0	0	0	3B: 0	DP: 1	SB: 0	
H:	0	0	0	1	1	1	2	1	0	HR: 0	HBP: 0	CS: 0	
K:	0	1	0	0	1	3	0	2	1				
LOB:	0	0	0	1	1	2	1	1	2				
BB:	0	0	0	0	0	1	0	0	2				
S:	3	5	3	4	6	10	4	4	7				
P:	3	5	3	4	6	14	4	4	15				

PITCHER		IP	WLS	BF	H	R	ER	SO	BB	IBB	HBP	BLK	WP	HR	S	P	ERA	WHIP
Roy Lee Jackson, R ERA: 1.85	(1, 1)	5.0	W	17	2	0	0	2	0	0	0	0	0	0	21	21	0.00	0.400
Craig Lefferts, L ERA: 3.01	(6, 1)	3.0		14	4	0	0	3	2	0	0	0	0	0	18	26	0.00	2.000
Gene Walter, L ERA: 1.8	(9, 1)	0.1		2	0	0	0	1	1	0	0	0	0	0	3	7	0.00	3.000
Lance McCullers, R ERA:	(9, 1)	0.2	S	2	0	0	0	1	0	0	0	0	0	0	4	4	0.00	0.000

PITCHER	IP	WLS	BF	H	R	ER	SO	BB	IBB	HBP	BLK	WP	HR	S	P	ERA	WHIP

BOTTOM

San Diego Padres @ New York Mets

Shea Stadium, Flushing, NY

Fri Aug 23 1985, 7:05 PM EDT

Att. 45,156 - Unknown

livebaseballscorecards.com

AB	32
R	0
H	6
RBI	0
BB	3
SO	7
LOB	18

San Diego Padres @ New York Mets

Shea Stadium, Flushing, NY

Sat Aug 24 1985, 7:05 PM EDT

Att. 40,863 - Unknown

livebaseballscorecards.com

Batter	1	2	3	4	5	6	7	8	9	AB	R	H	RBI	BB	SO	LOB
Garry Templeton, S (1, 6) OBP: 0.342, SLG: 0.378	F7		F8		FC3-6 1-2f			BB 1B 1B		3	0	0	0	1	0	1
Tony Gwynn, L (1, 9) OBP: 0.350, SLG: 0.402	CS 1B		1-3		F8			1B 1-2 1B		4	0	2	0	0	0	1
Steve Garvey, R (1, 3) OBP: 0.307, SLG: 0.435	BB 1-2		3-1			G4-6-3 BB 1B		G3-6-1 1-2 2-3 1B		3	0	2	0	1	0	0
Graig Nettles, L (1, 5) OBP: 0.375, SLG: 0.432	G3			K		G4-6-3 1-2 BB		F6		3	0	0	0	1	1	4
Terry Kennedy, L (1, 2) OBP: 0.292, SLG: 0.384		2B SH1-3 1B		F7		G4-6-3 1-2f 2-3		G3-6-1 1-2f		4	1	1	0	0	0	5
Carmelo Martinez, R (1, 7) OBP: 0.347, SLG: 0.433		SH1-3 1-3 2B		BB		K			F2	3	0	1	0	1	1	1
Kevin McReynolds, R (1, 8) OBP: 0.285, SLG: 0.371		K		F8			F8		F9	4	0	0	0	0	1	3
Tim Flannery, L (1, 4) OBP: 0.385, SLG: 0.357		SH1-3 2-3 3-H			F8		F8		K	2	0	0	1	0	0	0
Jerry Royster, R (9, PH) OBP: 0.349, SLG: 0.388										1	0	0	0	0	1	0
Dave Dravecky, R (1, 1) OBP: 0.175, SLG: 0.132		K			FC3-6 1B		K			2	0	1	0	0	1	1
Al Bumbry, L (7, PH) OBP: 0.273, SLG: 0.293										1	0	0	0	0	1	0
Gene Walter, L (7, 1)										0	0	0	0	0	0	0

Inning Stats	1	2	3	4	5	6	7	8	9		
	R: 0 H: 1 E: 0 LOB: 1 K: 0 BB: 1 S: 3 P: 7	R: 1 H: 2 E: 0 LOB: 1 K: 2 BB: 0 S: 9 P: 9	R: 0 H: 0 E: 0 LOB: 0 K: 0 BB: 0 S: 3 P: 3	R: 0 H: 0 E: 0 LOB: 1 K: 1 BB: 1 S: 5 P: 9	R: 0 H: 1 E: 0 LOB: 1 K: 0 BB: 0 S: 4 P: 4	R: 0 H: 1 E: 0 LOB: 1 K: 1 BB: 1 S: 5 P: 9	R: 0 H: 0 E: 0 LOB: 0 K: 1 BB: 0 S: 5 P: 5	R: 0 H: 2 E: 0 LOB: 2 K: 0 BB: 1 S: 4 P: 8	R: 0 H: 0 E: 0 LOB: 0 K: 1 BB: 0 S: 5 P: 5	1B: 6 SF: 0 2B: 1 SAC: 1 3B: 0 DP: 2 HR: 0 HBP: 0	WP: 0 PA: 35 PB: 0 SB: 0 CS: 1

PITCHER		IP	WLS	BF	H	R	ER	SO	BB	IBB	HBP	BLK	WP	HR	S	P	ERA	WHIP
Ron Darling, R ERA: 2.75	(1, 1)	7.0	W	30	7	1	1	5	4	0	0	0	0	0	36	52	1.29	1.571
Jesse Orosco, L ERA: 2.79	(8, 1)	2.0	S	5	0	0	0	1	0	0	0	0	0	0	7	7	0.00	0.000

PITCHER	IP	WLS	BF	H	R	ER	SO	BB	IBB	HBP	BLK	WP	HR	S	P	ERA	WHIP

TOP	
AB	30
R	1
H	7
RBI	1
BB	4
SO	6
LOB	16

Batter	1	2	3	4	5	6	7	8	9	AB	R	H	RBI	BB	SO	LOB
Lenny Dykstra, L (1, 8) OBP: 0.339, SLG: 0.330	K	4-3			4-3		1-3			4	0	0	0	0	1	2
Wally Backman, S (1, 4) OBP: 0.346, SLG: 0.377	F8		F8		F8		K			4	0	0	0	0	1	0
Keith Hernandez, L (1, 3) OBP: 0.376, SLG: 0.420	F7		F8		F7			FC6-4 1B		4	0	1	0	0	0	0
Gary Carter, R (1, 2) OBP: 0.351, SLG: 0.427		SH2-3 1B 1B	6-3			F4		FC6-4 1-2f 2B		4	2	1	0	0	0	1
George Foster, R (1, 7) OBP: 0.324, SLG: 0.465		1B SH2-3 1-2 1B 1B		FC5-4 1B		6-3 1B 2B		F9		4	2	3	0	0	0	1
Tom Paciorek, R (1, 9) OBP: 0.316, SLG: 0.322		SH2-3 1-2 2-3		FC5-4 1B 1-2f		6-3 2-3		1B 1-H 2B		3	1	1	1	0	0	2
Ray Knight, R (1, 5) OBP: 0.249, SLG: 0.338		SH3 1B 2-3 3-H 1B		FC6-4 1-2 1B		1B 3-H		1B 2-H		4	0	4	3	0	0	0
Rafael Santana, R (1, 6) OBP: 0.285, SLG: 0.298		SH3 1-2 3-H 1B		F8		F8		K		4	0	1	1	0	1	4
Ron Darling, R (1, 1) OBP: 0.206, SLG: 0.258 Jesse Orosco, R (8, 1) OBP: 0.250, SLG: 0.250		SH3 1-2 2-3		FC6-4 1-2f			F2			2 0	0 0	0 0	0 0	0 0	0 0	2 0
Inning Stats	R: 0 H: 0 E: 0 LOB: 0 K: 1 BB: 0 S: 5 P: 5	R: 2 H: 4 E: 0 LOB: 2 K: 0 BB: 0 S: 7 P: 7	R: 0 H: 0 E: 0 LOB: 0 K: 0 BB: 0 S: 3 P: 3	R: 0 H: 2 E: 0 LOB: 2 K: 0 BB: 0 S: 5 P: 5	R: 0 H: 0 E: 0 LOB: 0 K: 0 BB: 0 S: 3 P: 3	R: 1 H: 2 E: 0 LOB: 1 K: 0 BB: 0 S: 5 P: 5	R: 0 H: 0 E: 0 LOB: 0 K: 1 BB: 0 S: 5 P: 5	R: 2 H: 3 E: 0 LOB: 1 K: 1 BB: 0 S: 8 P: 8		1B: 9 SF: 0 2B: 2 SAC: 2 3B: 0 DP: 0 HR: 0 HBP: 0						WP: 0 PA: 35 PB: 0 SB: 0 CS: 0

PITCHER		IP	WLS	BF	H	R	ER	SO	BB	IBB	HBP	BLK	WP	HR	S	P	ERA	WHIP
Dave Dravecky, L ERA: 2.16	(1, 1)	6.0	L	26	8	3	3	1	0	0	0	0	0	0	28	28	4.50	1.333
Gene Walter, L ERA: 3.86	(7, 1)	2.0		9	3	2	2	2	0	0	0	0	0	0	13	13	9.00	1.500

PITCHER	IP	WLS	BF	H	R	ER	SO	BB	IBB	HBP	BLK	WP	HR	S	P	ERA	WHIP

BOTTOM

San Diego Padres @ New York Mets

Shea Stadium, Flushing, NY

Sat Aug 24 1985, 7:05 PM EDT

Att. 40,863 - Unknown

livebaseballscorecards.com

AB	33
R	5
H	11
RBI	5
BB	0
SO	3
LOB	12

San Diego Padres @ New York Mets

Shea Stadium, Flushing, NY

Sun Aug 25 1985, 3:33 AM EDT

Att. 37,350 - Unknown

TOP

livebaseballscorecards.com

Batter	1	2	3	4	5	6	7	8	9	AB	R	H	RBI	BB	SO	LOB
Garry Templeton, S (1, 6) OBP: 0.339, SLG: 0.374	F9		K		6-3		FC3-6 1-2f			4	0	0	0	0	1	2
Tony Gwynn, L (1, 9) OBP: 0.349, SLG: 0.400	4-3		1B 2-H 1B		6-3			4-3		4	0	1	1	0	0	0
Bobby Brown, S (8, 9) OBP: 0.214, SLG: 0.200										0	0	0	0	0	0	0
Steve Garvey, R (1, 3) OBP: 0.308, SLG: 0.437	K		1-3 1B			F9 4-3 2B		6-3		4	1	2	0	0	1	0
Graig Nettles, L (1, 5) OBP: 0.372, SLG: 0.427		F8	K			F9 2-3		4-3		4	0	0	0	0	1	3
Terry Kennedy, L (1, 2) OBP: 0.289, SLG: 0.381		F3	3-1			4-3 3-H			3-1	4	0	0	1	0	0	2
Carmelo Martinez, R (1, 7) OBP: 0.349, SLG: 0.433		1B		G6-4-3 BB		6-3			F5	3	0	1	0	1	0	0
Kevin McReynolds, R (1, 8) OBP: 0.283, SLG: 0.368		K		G6-4-3 1-2f			F9		5-3	4	0	0	0	0	1	2
Tim Flannery, L (1, 4) OBP: 0.387, SLG: 0.360			WP E 1B	F7			FC4-6 1B			3	1	2	0	0	0	0
Eric Show, R (1, 1) OBP: 0.102, SLG: 0.102			E1 WP 1-H 1B		F9		FC4-6 FC3-6 1-2f			2	1	0	0	0	0	0
Kurt Bevacqua, R (7, PH) OBP: 0.356, SLG: 0.365										1	0	0	0	0	0	1
Tim Stoddard, R (7, 1)										0	0	0	0	0	0	0

	AB	33
	R	3
	H	6
	RBI	2
	BB	1
	SO	4
	LOB	10

Inning Stats	1	2	3	4	5	6	7	8	9
	R: 0 E: 0 K: 1 S: 5 H: 0 LOB: 0 BB: 0 P: 5	R: 0 E: 0 K: 1 S: 6 H: 1 LOB: 1 BB: 0 P: 6	R: 2 E: 1 K: 2 S: 11 H: 3 LOB: 2 BB: 0 P: 11	R: 0 E: 0 K: 0 S: 2 H: 0 LOB: 0 BB: 1 P: 6	R: 0 E: 0 K: 0 S: 3 H: 0 LOB: 0 BB: 0 P: 3	R: 1 E: 0 K: 0 S: 4 H: 1 LOB: 0 BB: 0 P: 4	R: 0 E: 0 K: 0 S: 4 H: 1 LOB: 1 BB: 0 P: 4	R: 0 E: 0 K: 0 S: 3 H: 0 LOB: 0 BB: 0 P: 3	R: 0 E: 0 K: 0 S: 3 H: 0 LOB: 0 BB: 0 P: 3

	1B: 5	SF: 0	WP: 2	PA: 34
	2B: 1	SAC: 0	PB: 0	
	3B: 0	DP: 1	SB: 0	
	HR: 0	HBP: 0	CS: 0	

PITCHER		IP	WLS	BF	H	R	ER	SO	BB	IBB	HBP	BLK	WP	HR	S	P	ERA	WHIP
Dwight Gooden, R ERA: 1.78	(1, 1)	6.0	W	24	5	3	2	4	1	0	0	0	2	0	31	35	3.00	1.000
Roger McDowell, R ERA: 3.02	(7, 1)	3.0	S	10	1	0	0	0	0	0	0	0	0	0	10	10	0.00	0.333

PITCHER		IP	WLS	BF	H	R	ER	SO	BB	IBB	HBP	BLK	WP	HR	S	P	ERA	WHIP

BOTTOM

San Diego Padres @ New York Mets

Shea Stadium, Flushing, NY

Sun Aug 25 1985, 3:33 AM EDT

Att. 37,350 - Unknown

Batter	1	2	3	4	5	6	7	8	9	AB	R	H	RBI	BB	SO	LOB
Lenny Dykstra, L (1, 8) OBP: 0.341, SLG: 0.332	0-0 F8 E 2B 1B	0-0 1B		0-0 ② F7		0-0 ② F9	0-0 ③ F3			5	1	2	0	0	0	2
Wally Backman, S (1, 4) OBP: 0.342, SLG: 0.372	0-3 ① K	0-0 ② F7		0-0 ③ 4-3		0-0 ③ 4-3		0-0 ① 4-3		5	0	0	0	0	1	2
Keith Hernandez, L (1, 3) OBP: 0.376, SLG: 0.420	0-0 E4 1-2 2B	0-0 ③ 1-3			0-0 ① 5-3		0-0 2B 1B 1B	0-0 1B 1B 1B		5	3	2	0	0	0	2
Gary Carter, R (1, 2) OBP: 0.354, SLG: 0.434	0-0 ② F8 2-3		0-0 2B		0-0 ② F7		0-0 1B 1-3 2B	0-0 1B 1-2 1B		5	1	3	0	0	0	2
Darryl Strawberry, L (1, 9) OBP: 0.390, SLG: 0.556	0-0 1B 1B 1-H 3-H 2B		B B B B 4-0 BB		0-0 HR		I I I I 4-0 F9 1B 1B IBB	0-0 1-3 2-H 1B		3	3	3	4	2	0	0
George Foster, R (1, 7) OBP: 0.327, SLG: 0.466	0-0 1B 2-3 1B		0-0 ① F4		B B B 4-0 1B BB		0-0 1B 1-2 2-H 3-H 1B	S S S 0-3 ② K		4	0	2	2	1	1	4
Howard Johnson, S (1, 5) OBP: 0.303, SLG: 0.354	0-0 1-3 3-H 1B		0-0 ② F4		0-0 1-2 1B		0-0 ① F9 2-3	0-0 ③ F8		5	0	2	1	0	0	6
Rafael Santana, R (1, 6) OBP: 0.283, SLG: 0.295 Rusty Staub, L (7, PH) OBP: 0.372, SLG: 0.371 Larry Bowa, S (7, PR) OBP: 0.280, SLG: 0.312 (8, 6)	S S S 0-3 ③ K		0-0 ③ F8		0-0 ③ F8		0-0 ② 1-3 2B 3-H 1B			3 1 0	0 0 1	0 1 0	0 1 0	0 1 0	1 0 0	6 0 0
Dwight Gooden, R (1, 1) OBP: 0.234, SLG: 0.194 Clint Hurdle, L (6, PH) OBP: 0.321, SLG: 0.389 Roger McDowell, R (7, 1) OBP: 0.267, SLG: 0.286		0-0 ① F9		0-0 ① F7		0-0 ① F7	0-0 1-H 2B			2 1 1	0 0 0	0 0 1	0 0 1	0 0 1	0 0 0	0 0 0
Inning Stats	R: 3 H: 4 E: 1 LOB: 2 K: 2 BB: 0 S: 12 P: 12	R: 0 H: 1 E: 0 LOB: 1 K: 0 BB: 0 S: 4 P: 4	R: 0 H: 1 E: 0 LOB: 2 K: 0 BB: 1 S: 4 P: 8	R: 0 H: 0 E: 0 LOB: 0 K: 0 BB: 0 S: 3 P: 3	R: 1 H: 2 E: 0 LOB: 2 K: 0 BB: 1 S: 5 P: 9	R: 0 H: 0 E: 0 LOB: 0 K: 0 BB: 0 S: 3 P: 3	R: 4 H: 5 E: 0 LOB: 2 K: 0 BB: 1 S: 7 P: 11	R: 1 H: 3 E: 0 LOB: 2 K: 1 BB: 0 S: 8 P: 8		1B: 11 SF: 0 2B: 4 SAC: 0 3B: 0 DP: 0 HR: 1 HBP: 0						

livebaseballscorecards.com

AB	40
R	9
H	16
RBI	9
BB	3
SO	3
LOB	24

PITCHER		IP	WLS	BF	H	R	ER	SO	BB	IBB	HBP	BLK	WP	HR	S	P	ERA	WHIP
Eric Show, R ERA: 3.17	(1, 1)	6.0	L	29	8	4	1	2	2	0	0	0	0	1	31	39	1.50	1.667
Tim Stoddard, R ERA: 4.7	(7, 1)	2.0		14	8	5	5	1	0	1	0	0	0	0	15	19	22.50	4.000

PITCHER		IP	WLS	BF	H	R	ER	SO	BB	IBB	HBP	BLK	WP	HR	S	P	ERA	WHIP

TOP

Los Angeles Dodgers @ New York Mets

Shea Stadium, Flushing, NY

Mon Aug 26 1985, 7:05 PM EDT

Att. 43,063 - Unknown

livebaseballscorecards.com

Batter	1	2	3	4	5	6	7	8	9	AB	R	H	RBI	BB	SO	LOB
Mariano Duncan, R (1, 6) OBP: 0.295, SLG: 0.353	SH5-3 1B	3-1			SSS 0-3 ② K	0-0 ③ 6-3 1-2		0-0 ③ 5-3		5	0	1	0	0	1	4
Enos Cabell, R (1, 5) OBP: 0.317, SLG: 0.339	0-0 ① SH5-3 1-2		0-0 ① F8		0-0 ③ 6-3		0-0 2B 1B		0-0 ① L4	4	1	1	0	0	0	0
Ken Landreaux, L (1, 8) OBP: 0.310, SLG: 0.411	0-0 ② F5		0-0 ② 4-3			0-0 ① F4	0-0 1B 2B 1-H		0-0 BB 1B	5	1	2	1	0	0	1
Pedro Guerrero, R (1, 7) OBP: 0.423, SLG: 0.604 Candy Maldonado, R (9, 7) OBP: 0.275, SLG: 0.323	BBBB 4-0 BB		0-0 2B			0-0 1B 1B	0-0 G3-6-1 1B 2-H		0-0 ② F9	4 0	1 0	3 0	1 0	1 0	0 0	1 0
Greg Brock, L (1, 3) OBP: 0.327, SLG: 0.434	0-0 ③ F9		0-0 ③ G3			0-0 1B 1B 1-3	0-0 ① ② G3-6-1 1-2f		BBBB 4-0 BB 1-2	4	1	1	0	1	0	4
Mike Marshall, R (1, 9) OBP: 0.331, SLG: 0.454		0-0 ① F4		0-0 ① 6-3		0-0 1B 1B 1-2 3-H	0-0 ③ 5-3		0-0 ③ 1-3	5	1	1	1	0	0	2
Mike Scioscia, L (1, 2) OBP: 0.401, SLG: 0.399		0-0 1B 1B		0-0 ② F7		0-0 1B SF9 1B 1-2 2-H		BBBB 4-0 FC5-4 BB		3	1	2	1	1	0	0
Steve Sax, R (1, 4) OBP: 0.343, SLG: 0.304		0-0 1B 1B 1-2		0-0 ③ F9		0-0 S 1B 1-3 2-H		0-0 ① FC5-4 SH1-4 1-2f		4	0	2	1	0	0	1
Fernando Valenzuela, L (1, 1) OBP: 0.203, SLG: 0.231		0-0 ② F7			0-0 ① F3	0-0 ② SF9 3-H		0-0 ② SH1-4 1-2		2	0	0	1	0	0	2
Inning Stats	R: 0 E: 0 K: 0 S: 4 H: 1 LOB: 2 BB: 1 P: 8	R: 0 E: 0 K: 0 S: 5 H: 2 LOB: 2 BB: 0 P: 5	R: 0 E: 0 K: 0 S: 4 H: 1 LOB: 1 BB: 0 P: 4	R: 0 E: 0 K: 0 S: 3 H: 0 LOB: 0 BB: 0 P: 3	R: 0 E: 0 K: 1 S: 5 H: 0 LOB: 0 BB: 0 P: 5	R: 4 E: 0 K: 0 S: 8 H: 5 LOB: 1 BB: 0 P: 8	R: 2 E: 0 K: 0 S: 5 H: 3 LOB: 0 BB: 0 P: 5	R: 0 E: 0 K: 0 S: 3 H: 0 LOB: 1 BB: 1 P: 7	R: 0 E: 0 K: 0 S: 4 H: 1 LOB: 2 BB: 1 P: 8	1B: 11 2B: 2 3B: 0 HR: 0	SF: 1 SAC: 2 DP: 1 HBP: 0						

	AB	36
	R	6
	H	13
	RBI	6
	BB	3
	SO	1
	LOB	15

WP: 0 PB: 0 SB: 1 CS: 0 PA: 42

PITCHER		IP	WLS	BF	H	R	ER	SO	BB	IBB	HBP	BLK	WP	HR	S	P	ERA	WHIP
Ed Lynch, R ERA: 2.99	(1, 1)	5.1	L	26	9	4	4	1	1	0	0	0	0	0	27	31	6.75	1.875
Terry Leach, R ERA: 1.91	(6, 1)	0.2		5	3	2	2	0	0	0	0	0	0	0	5	5	27.00	4.500
Tom Gorman, L ERA: 5.07	(7, 1)	2.0		6	0	0	0	0	1	0	0	0	0	0	5	9	0.00	0.500
Doug Sisk, R ERA: 5.79	(9, 1)	1.0		5	1	0	0	0	1	0	0	0	0	0	4	8	0.00	2.000

PITCHER	IP	WLS	BF	H	R	ER	SO	BB	IBB	HBP	BLK	WP	HR	S	P	ERA	WHIP

BOTTOM

Los Angeles Dodgers @ New York Mets

Shea Stadium, Flushing, NY

Mon Aug 26 1985, 7:05 PM EDT

Att. 43,063 - Unknown

livebaseballscorecards.com

Batter	1	2	3	4	5	6	7	8	9	AB	R	H	RBI	BB	SO	LOB
Wally Backman, S (1, 4) OBP: 0.338, SLG: 0.368	F8		K		4-3			G6-4-3 1-2f		4	0	0	0	0	1	3
Tom Paciorek, R (1, 9) OBP: 0.319, SLG: 0.326	G6-4-3 1B		WP 2-H 1B			F8		F7		4	0	2	1	0	0	0
Keith Hernandez, L (1, 3) OBP: 0.375, SLG: 0.418	G6-4-3 1-2f		4-3 1-2			K			1B 1B 1B	4	0	1	0	0	1	2
Gary Carter, R (1, 2) OBP: 0.353, SLG: 0.431		1B BB		K		F8			F4	3	0	0	0	1	1	1
Darryl Strawberry, L (1, 8) OBP: 0.391, SLG: 0.556		1B 1-3		F5			K		1B 1-2	4	0	2	0	0	1	0
George Foster, R (1, 7) OBP: 0.327, SLG: 0.463		K		F6			6-3		1-2 2-3	4	0	1	0	0	1	1
Ray Knight, R (1, 5) OBP: 0.249, SLG: 0.337		K		F4			1B		F8	4	0	1	0	0	1	4
Rafael Santana, R (1, 6) OBP: 0.285, SLG: 0.297			SH3-4 1B 1B		1B		K		L1	4	1	2	0	0	1	4
Ed Lynch, R (1, 1) OBP: 0.130, SLG: 0.070			SH3-4 1-2		K			G6-4-3 1B		1	0	0	0	0	1	1
Terry Leach, R (6, 1) OBP: 0.222, SLG: 0.333										0	0	0	0	0	0	0
Tom Gorman, L (7, 1)										0	0	0	0	0	0	0
Lenny Dykstra, L (8, PH) OBP: 0.343, SLG: 0.335										1	0	1	0	0	0	0
Doug Sisk, R (9, 1)										0	0	0	0	0	0	0

	AB	33
	R	1
	H	10
	RBI	1
	BB	1
	SO	8
	LOB	16

Inning Stats	1	2	3	4	5	6	7	8	9	1B: 10	SF: 0	WP: 1	PA: 35
R:	0	0	1	0	0	0	0	0	0	2B: 0	SAC: 1	PB: 0	
E:	0	0	0	0	0	0	0	0	0	3B: 0	DP: 2	SB: 0	
K:	0	2	1	1	1	2	2	0	0	HR: 0	HBP: 0	CS: 0	
S:	3	7	7	5	6	8	3	6					
H:	1	1	2	0	1	0	1	1	3				
LOB:	0	1	1	0	1	0	1	0	3				
BB:	0	1	0	0	0	0	1	0	0				
P:	3	11	7	5	6	5	8	3	6				

PITCHER	IP	WLS	BF	H	R	ER	SO	BB	IBB	HBP	BLK	WP	HR	S	P	ERA	WHIP
Fernando Valenzuela, L (1, 1) ERA: 2.37	9.0	W	35	10	1	1	8	1	0	0	0	1	0	50	54	1.00	1.222

PITCHER	IP	WLS	BF	H	R	ER	SO	BB	IBB	HBP	BLK	WP	HR	S	P	ERA	WHIP

Batter	1	2	3	4	5	6	7	8	9	AB	R	H	RBI	BB	SO	LOB
Mariano Duncan, R (1, 6) OBP: 0.296, SLG: 0.357	G3 3B		BBBB S 1B BB		F9		1-3		SSS K	4	2	1	0	1	1	0
Enos Cabell, R (1, 5) OBP: 0.316, SLG: 0.337	G3 3-H		SSS K 1-3		1B 1B		F9			4	0	1	1	0	1	1
R.J. Reynolds, S (1, 7) OBP: 0.311, SLG: 0.356	CS 1B		1B 3-H 1B		1-3 1B		F7			4	0	3	1	0	0	0
Pedro Guerrero, R (1, 3) OBP: 0.422, SLG: 0.601	SSS K 1-2		1-2 1B		F8			6-3		4	0	1	0	0	1	3
Mike Marshall, R (1, 9) OBP: 0.327, SLG: 0.449		SSS K	4-3			SSS K		6-3		4	0	0	0	0	2	2
Candy Maldonado, R (1, 8) OBP: 0.270, SLG: 0.316 Ken Landreaux, L (8, PH) OBP: 0.312, SLG: 0.413 (8, 8)		F2		5-3		F3		WP S 1B		3 1	0 0	0 1	0 0	0 0	0 0	0 0
Mike Scioscia, L (1, 2) OBP: 0.402, SLG: 0.402		2B		4-3		BBBB 1B BB		F4 1-3		3	0	1	0	1	0	1
Steve Sax, R (1, 4) OBP: 0.342, SLG: 0.303		F3		SSS K		1-2 1B			5-3	4	0	1	0	0	1	1
Jerry Reuss, L (1, 1) OBP: 0.161, SLG: 0.148 Tom Niedenfuer, R (9, 1) OBP: 0.111, SLG: 0.111			SSS K		SSS K	F6			F8	4 0	0 0	0 0	0 0	0 0	2 0	2 0
Inning Stats	R: 1 E: 0 K: 1 S: 6 H: 2 LOB: 0 BB: 0 P: 6	R: 0 E: 0 K: 1 S: 6 H: 1 LOB: 1 BB: 0 P: 6	R: 1 E: 0 K: 2 S: 9 H: 2 LOB: 2 BB: 1 P: 13	R: 0 E: 0 K: 1 S: 5 H: 0 LOB: 0 BB: 0 P: 5	R: 0 E: 0 K: 1 S: 7 H: 2 LOB: 2 BB: 0 P: 7	R: 0 E: 0 K: 1 S: 6 H: 1 LOB: 2 BB: 1 P: 10	R: 0 E: 0 K: 0 S: 3 H: 0 LOB: 0 BB: 0 P: 3	R: 0 E: 0 K: 0 S: 4 H: 1 LOB: 1 BB: 0 P: 4	R: 0 E: 0 K: 1 S: 5 H: 0 LOB: 0 BB: 0 P: 5	1B: 7 2B: 1 3B: 1 HR: 0 SF: 0 SAC: 0 DP: 0 HBP: 0						

PITCHER		IP	WLS	BF	H	R	ER	SO	BB	IBB	HBP	BLK	WP	HR	S	P	ERA	WHIP
Sid Fernandez, L ERA: 2.75	(1, 1)	6.0	L	27	8	2	2	7	2	0	0	0	0	0	39	47	3.00	1.667
Roger McDowell, R ERA: 2.96	(7, 1)	2.0		7	1	0	0	0	0	0	0	0	1	0	7	7	0.00	0.500
Jesse Orosco, L ERA: 2.75	(9, 1)	1.0		3	0	0	0	1	0	0	0	0	0	0	5	5	0.00	0.000

PITCHER	IP	WLS	BF	H	R	ER	SO	BB	IBB	HBP	BLK	WP	HR	S	P	ERA	WHIP

TOP

Los Angeles Dodgers @ New York Mets

Shea Stadium, Flushing, NY

Tue Aug 27 1985, 7:05 PM EDT

Att. 42,764 - Unknown

livebaseballscorecards.com

AB	35
R	2
H	9
RBI	2
BB	2
SO	8
LOB	10

WP: 1	PA: 37
PB: 0	
SB: 3	
CS: 1	

Batter	1	2	3	4	5	6	7	8	9	AB	R	H	RBI	BB	SO	LOB
Wally Backman, S (1, 4) OBP: 0.337, SLG: 0.367	6-3		1-3			F6		FC6-4 1B		4	0	1	0	0	0	1
Tom Paciorek, R (1, 9) OBP: 0.323, SLG: 0.330	G5-4-3 1B			F7		1-2 1B		FC6-4 1-2f		4	0	2	0	0	0	1
Keith Hernandez, L (1, 3) OBP: 0.372, SLG: 0.414	G5-4-3 1-2f			G3		6-3 2-3			F7	4	0	0	0	0	0	3
Gary Carter, R (1, 2) OBP: 0.352, SLG: 0.429		FC5-4 1B		F8			F9		6-3	4	0	1	0	0	0	0
Darryl Strawberry, L (1, 8) OBP: 0.393, SLG: 0.564		K			G3		BBBB FC6-4 BB		HR	3	1	1	1	1	1	1
George Foster, R (1, 7) OBP: 0.323, SLG: 0.458		FC5-4 1-2f			F3		FC6-4 FC4 1-2f		SSS K	4	0	0	0	0	1	2
Ray Knight, R (1, 5) OBP: 0.246, SLG: 0.332		6-3			4-3		FC4 1-2f			3	0	0	0	0	0	2
Rafael Santana, R (1, 6) OBP: 0.287, SLG: 0.300			B5-6-3 1B			WP 1B 1B		6-3		3	0	2	0	0	0	0
Sid Fernandez, L (1, 1) OBP: 0.211, SLG: 0.263			B5-6-3 1-2f			F8		F8		1	0	0	0	0	0	1
Howard Johnson, S (6, PH) OBP: 0.302, SLG: 0.353										1	0	0	0	0	0	1
Roger McDowell, R (7, 1) OBP: 0.267, SLG: 0.286										0	0	0	0	0	0	0
Larry Bowa, S (8, PH) OBP: 0.278, SLG: 0.310										1	0	0	0	0	0	0
Jesse Orosco, R (9, 1) OBP: 0.250, SLG: 0.250										0	0	0	0	0	0	0
Inning Stats	R: 0 E: 0 K: 0 S: 3 H: 1 LOB: 0 BB: 0 P: 3	R: 0 E: 0 K: 1 S: 6 H: 1 LOB: 1 BB: 0 P: 6	R: 0 E: 0 K: 0 S: 3 H: 1 LOB: 0 BB: 0 P: 3	R: 0 E: 0 K: 0 S: 3 H: 0 LOB: 0 BB: 0 P: 3	R: 0 E: 0 K: 0 S: 3 H: 0 LOB: 0 BB: 0 P: 3	R: 0 E: 0 K: 0 S: 5 H: 2 LOB: 2 BB: 0 P: 5	R: 0 E: 0 K: 0 S: 3 H: 0 LOB: 1 BB: 1 P: 7	R: 0 E: 0 K: 0 S: 4 H: 1 LOB: 1 BB: 0 P: 4	R: 1 E: 0 K: 1 S: 6 H: 1 LOB: 0 BB: 0 P: 6	1B: 6 2B: 0 3B: 0 HR: 1	SF: 0 SAC: 0 DP: 2 HBP: 0						

PITCHER	IP	WLS	BF	H	R	ER	SO	BB	IBB	HBP	BLK	WP	HR	S	P	ERA	WHIP
Jerry Reuss, L (1, 1) ERA: 2.81	8.2	W	32	7	1	1	1	1	0	0	0	1	1	33	37	1.04	0.923
Tom Niedenfuer, R (9, 1) ERA: 1.89	0.1	S	1	0	0	0	1	0	0	0	0	0	0	3	3	0.00	0.000

PITCHER	IP	WLS	BF	H	R	ER	SO	BB	IBB	HBP	BLK	WP	HR	S	P	ERA	WHIP

BOTTOM

Los Angeles Dodgers @ New York Mets

Shea Stadium, Flushing, NY

Tue Aug 27 1985, 7:05 PM EDT

Att. 42,764 - Unknown

livebaseballscorecards.com

AB	32
R	1
H	7
RBI	1
BB	1
SO	2
LOB	12

WP: 1 PA: 33
PB: 0
SB: 0
CS: 0

Batter	1	2	3	4	5	6	7	8	9	10	AB	R	H	RBI	BB	SO	LOB
Wally Backman, S (1, 4) OBP: 0.338, SLG: 0.369	F9		1B (2-H)		FC6-4 1B (1-2f)		4-3 1B (1-2)		SF7 (3-H)		4	0	2	2	0	0	1
Tom Paciorek, R (1, 9) OBP: 0.322, SLG: 0.328	F8		F9		FC4-6 1B (1-2)		4-3 (1-2 2-3)		BB (BBB)		4	0	1	0	0	0	3
Danny Heep, L (9, PH) OBP: 0.339, SLG: 0.432											0	0	0	0	1	0	0
Larry Bowa, S (9, 6) OBP: 0.278, SLG: 0.310											0	0	0	0	0	0	0
Keith Hernandez, L (1, 3) OBP: 0.369, SLG: 0.410	K (SSS)		F7		L6		K (SSS)		F8		5	0	0	0	0	2	7
Gary Carter, R (1, 2) OBP: 0.355, SLG: 0.437		E6		HR	FC4-6 (1-2f)			BB (BBB)		WP 1B	4	1	2	1	1	0	2
Darryl Strawberry, L (1, 8) (9, 9) OBP: 0.387, SLG: 0.554		F8		4-3		K (SSS)		K (SSS)		K (SSS)	5	0	0	0	0	3	3
George Foster, R (1, 7) OBP: 0.319, SLG: 0.452		F8		F3		F8		F3		K 1-2 (SSS)	5	0	0	0	0	1	3
Ray Knight, R (1, 5) OBP: 0.246, SLG: 0.330		F6		1B		F4		K (SSS)		IBB	4	0	1	0	0	1	2
Jesse Orosco, R (8, 1) OBP: 0.250, SLG: 0.250											0	0	0	0	0	0	0
Clint Hurdle, L (10, PH) OBP: 0.329, SLG: 0.389											0	0	0	0	1	0	0
Terry Leach, R (10, 1) OBP: 0.222, SLG: 0.333											0	0	0	0	0	0	0
Rafael Santana, R (1, 6) OBP: 0.288, SLG: 0.300			1B SH1-4 1B	4-3			6-3		F6	4-3	3	1	1	0	0	0	1
Lenny Dykstra, L (9, PH) (9, 8) OBP: 0.341, SLG: 0.332											2	0	0	0	0	0	2
Rick Aguilera, R (1, 1) OBP: 0.400, SLG: 0.458			SH1-4 1-2		FC6-4 1B		4-3 1B		SF7 3B		1	0	1	0	0	0	0
Rusty Staub, L (7, PH) OBP: 0.386, SLG: 0.389											1	0	1	0	0	0	0
Ron Darling, R (7, PR) OBP: 0.206, SLG: 0.258											0	0	0	0	0	0	0
Roger McDowell, R (7, 1) OBP: 0.267, SLG: 0.286											0	0	0	0	0	0	0
Howard Johnson, S (8, 5) OBP: 0.304, SLG: 0.362											1	1	1	0	0	0	0
Inning Stats	R: 0 E: 0 K: 1 S: 5 / H: 0 LOB: 0 BB: 0 P: 5	R: 0 E: 1 K: 0 S: 4 / H: 0 LOB: 1 BB: 0 P: 4	R: 1 E: 0 K: 0 S: 5 / H: 2 LOB: 1 BB: 0 P: 5	R: 1 E: 0 K: 0 S: 5 / H: 2 LOB: 1 BB: 0 P: 5	R: 0 E: 0 K: 0 S: 5 / H: 2 LOB: 2 BB: 0 P: 5	R: 0 E: 0 K: 1 S: 5 / H: 0 LOB: 0 BB: 0 P: 5	R: 0 E: 0 K: 1 S: 7 / H: 2 LOB: 3 BB: 0 P: 7	R: 0 E: 0 K: 2 S: 7 / H: 0 LOB: 1 BB: 1 P: 11	R: 1 E: 0 K: 0 S: 4 / H: 1 LOB: 1 BB: 1 P: 8	R: 0 E: 0 K: 2 S: 8 / H: 1 LOB: 2 BB: 1 P: 12	1B: 8 2B: 0 3B: 1 HR: 1	SF: 1 SAC: 1 DP: 0 HBP: 0						

PITCHER	IP	WLS	BF	H	R	ER	SO	BB	IBB	HBP	BLK	WP	HR	S	P	ERA	WHIP
Atlee Hammaker, L (1, 1) ERA: 3.45	6.0		25	6	2	2	2	0	0	0	0	0	1	29	29	3.00	1.000
Frank Williams, R (7, 1) ERA: 5.67	0.2		4	2	0	0	0	0	0	0	0	0	0	4	4	0.00	3.000
Mark Davis, L (7, 1) ERA: 2.75	1.1		5	0	0	0	3	1	0	0	0	0	0	10	14	0.00	0.750
Scott Garrelts, R (9, 1) ERA: 1.67	2.0	W	10	2	1	1	2	1	1	0	0	1	0	12	20	4.50	1.500

PITCHER	IP	WLS	BF	H	R	ER	SO	BB	IBB	HBP	BLK	WP	HR	S	P	ERA	WHIP

TOP

New York Mets @ San Francisco Giants

Candlestick Park, San Francisco, CA

Thu Aug 29 1985, 6:33 AM EDT

Att. 6,065 - Cloudy

livebaseballscorecards.com

AB	39
R	3
H	10
RBI	3
BB	3
SO	7
LOB	24

1B: 8	SF: 1
2B: 0	SAC: 1
3B: 1	DP: 0
HR: 1	HBP: 0

WP: 1	PA: 44
PB: 0	
SB: 0	
CS: 0	

Batter	1	2	3	4	5	6	7	8	9	10	AB	R	H	RBI	BB	SO	LOB
Dan Gladden, R (1, 7) (9, 8) OBP: 0.298, SLG: 0.309	SH1-3 CS 2B		F3			SH3-4 1-2		K		SH3-4 1-2	3	0	1	0	0	1	2
Manny Trillo, R (1, 4) OBP: 0.287, SLG: 0.291	SH1-3 2-3			F7		F8		WP 1B 1-2 BB		HR BB	2	1	0	0	2	0	1
Chili Davis, S (1, 8) (9, 9) OBP: 0.348, SLG: 0.418	K			K		2B 2-H 1B		WP 1-2 2-H 1B		HR 1-H 2-H	5	2	3	5	0	2	1
Dan Driessen, L (1, 3) OBP: 0.314, SLG: 0.362	CS 3-H	F9		F9		2B 1-H		F4			4	0	1	1	0	0	2
Joel Youngblood, R (1, 9) OBP: 0.349, SLG: 0.339		BB CS			CS 1B 1B	5-3		F6 1-2 2-3			3	0	1	0	1	0	3
Scott Garrelts, R (9, 1) OBP: 0.300, SLG: 0.333											0	0	0	0	0	0	0
Bob Brenly, R (1, 2) OBP: 0.310, SLG: 0.415		K 1-2			3-1 CS 1-2 1B		6-3		F8		4	0	1	0	0	1	1
Brad Wellman, R (1, 5) OBP: 0.266, SLG: 0.311			F8		3-1 1-3 2-3		6-3		F4		4	0	0	0	0	0	2
Jose Uribe, S (1, 6) OBP: 0.277, SLG: 0.302			S 1B		F5		4-3		K		4	0	1	0	0	1	1
Atlee Hammaker, S (1, 1) OBP: 0.077, SLG: 0.077			K 1-2			SH3-4 1B 1B		WP 1B BB		SH3-4 HR 1B	1	0	0	0	0	1	1
Ricky Adams, R (6, PH) OBP: 0.235, SLG: 0.329											1	1	1	0	0	0	0
Frank Williams, R (7, 1)											0	0	0	0	0	0	0
Mark Davis, L (7, 1) OBP: 0.200, SLG: 0.400											0	0	0	0	0	0	0
Ron Roenicke, S (8, PH) OBP: 0.400, SLG: 0.297											0	1	0	0	1	0	0
Jeffrey Leonard, R (9, 7) OBP: 0.278, SLG: 0.407											1	1	1	0	0	0	0
Inning Stats	R: 0 E: 0 K: 1 S: 5 / H: 1 LOB: 0 BB: 0 P: 5	R: 0 E: 0 K: 1 S: 4 / H: 0 LOB: 0 BB: 1 P: 8	R: 0 E: 0 K: 1 S: 6 / H: 1 LOB: 1 BB: 0 P: 6	R: 0 E: 0 K: 1 S: 5 / H: 0 LOB: 0 BB: 0 P: 5	R: 0 E: 0 K: 0 S: 4 / H: 2 LOB: 1 BB: 0 P: 4	R: 2 E: 0 K: 0 S: 6 / H: 3 LOB: 1 BB: 0 P: 6	R: 0 E: 0 K: 0 S: 3 / H: 0 LOB: 0 BB: 0 P: 3	R: 1 E: 0 K: 1 S: 6 / H: 1 LOB: 2 BB: 2 P: 14	R: 0 E: 0 K: 1 S: 5 / H: 0 LOB: 0 BB: 0 P: 5	R: 3 E: 0 K: 0 S: 3 / H: 2 LOB: 0 BB: 1 P: 7	1B: 7 2B: 2 3B: 0 HR: 1	SF: 0 SAC: 3 DP: 0 HBP: 0		WP: 2 PB: 0 SB: 1 CS: 4	PA: 40		

PITCHER		IP	WLS	BF	H	R	ER	SO	BB	IBB	HBP	BLK	WP	HR	S	P	ERA	WHIP
Rick Aguilera, R ERA: 3.38	(1, 1)	6.0		23	7	2	2	4	1	0	0	0	0	0	30	34	3.00	1.333
Roger McDowell, R ERA: 3.01	(7, 1)	1.1		6	0	1	1	1	2	0	0	0	1	0	6	14	6.75	1.500
Jesse Orosco, L ERA: 2.67	(8, 1)	1.2		6	1	0	0	1	0	0	0	0	1	0	8	8	0.00	0.600
Terry Leach, R ERA: 2.61	(10, 1)	0.1	L	4	2	3	3	0	1	0	0	0	0	1	3	7	81.00	9.000

PITCHER	IP	WLS	BF	H	R	ER	SO	BB	IBB	HBP	BLK	WP	HR	S	P	ERA	WHIP

BOTTOM

New York Mets @ San Francisco Giants

Candlestick Park, San Francisco, CA

Thu Aug 29 1985, 6:33 AM EDT

Att. 6,065 - Cloudy

livebaseballscorecards.com

AB	32
R	6
H	10
RBI	6
BB	4
SO	6
LOB	14

Batter	1	2	3	4	5	6	7	8	9	AB	R	H	RBI	BB	SO	LOB
Lenny Dykstra, L (1, 8) OBP: 0.339, SLG: 0.327	F9		BB			K2-3		F8		3	0	0	0	1	1	0
Wally Backman, S (1, 4) OBP: 0.337, SLG: 0.367	6-3		F7			E S 1B 1B		4-3		4	1	1	0	0	0	2
Keith Hernandez, L (1, 3) OBP: 0.368, SLG: 0.409	5-3			F7		1-H 1B			6-3	4	0	1	1	0	0	0
Darryl Strawberry, L (1, 9) OBP: 0.385, SLG: 0.550		K		G1-6-3 1B		F7			F8	4	0	1	0	0	1	1
Danny Heep, L (1, 7) OBP: 0.333, SLG: 0.425		F9		G1-6-3 1-2f		K			E7 2B	4	1	0	0	0	1	2
Howard Johnson, S (1, 5) OBP: 0.303, SLG: 0.364		K			B2-3		F8		WP 2B 2-H	4	0	1	1	0	1	0
Clint Hurdle, L (1, 2) OBP: 0.337, SLG: 0.387			K		FC5-4 1B		K		WP IBB	3	0	1	0	1	2	0
Rafael Santana, R (1, 6) OBP: 0.288, SLG: 0.300 Rusty Staub, L (9, PH) OBP: 0.400, SLG: 0.389 Larry Bowa, S (9, PR) OBP: 0.278, SLG: 0.310 (9, 6)			BLK 1B	FC5-4 FC6-4 1-2f			5-3		1-2 2-3 IBB	3 0 0	0 0 0	1 0 0	0 0 0	0 1 0	0 0 0	1 0 0
Ron Darling, R (1, 1) OBP: 0.194, SLG: 0.242			K 1-2	FC6-4 1-2f				B5-3	F8	4	0	0	0	0	1	5
Inning Stats	R: 0 E: 0 K: 0 S: 3 H: 0 LOB: 0 BB: 0 P: 3	R: 0 E: 0 K: 2 S: 7 H: 0 LOB: 0 BB: 0 P: 7	R: 0 E: 0 K: 2 S: 8 H: 1 LOB: 2 BB: 1 P: 12	R: 0 E: 0 K: 0 S: 3 H: 1 LOB: 0 BB: 0 P: 3	R: 0 E: 0 K: 0 S: 4 H: 1 LOB: 1 BB: 0 P: 4	R: 1 E: 0 K: 2 S: 9 H: 2 LOB: 1 BB: 0 P: 9	R: 0 E: 0 K: 1 S: 5 H: 0 LOB: 0 BB: 0 P: 5	R: 0 E: 0 K: 0 S: 3 H: 0 LOB: 0 BB: 0 P: 3	R: 1 E: 1 K: 0 S: 5 H: 1 LOB: 3 BB: 2 P: 13	1B: 5 2B: 1 3B: 0 HR: 0 SF: 0 SAC: 0 DP: 1 HBP: 0						

TOP

New York Mets @ San Francisco Giants

Candlestick Park, San Francisco, CA

Fri Aug 30 1985, 10:05 PM EDT

Att. 6,646 - Unknown

livebaseballscorecards.com

AB	33
R	2
H	6
RBI	2
BB	3
SO	7
LOB	11

WP: 1 PB: 0 SB: 1 CS: 0 PA: 36

PITCHER	IP	WLS	BF	H	R	ER	SO	BB	IBB	HBP	BLK	WP	HR	S	P	ERA	WHIP
Mike Krukow, R (1, 1) ERA: 3.33	9.0	L	36	6	2	1	7	1	2	0	1	1	0	47	59	1.00	0.778

PITCHER	IP	WLS	BF	H	R	ER	SO	BB	IBB	HBP	BLK	WP	HR	S	P	ERA	WHIP

New York Mets @ San Francisco Giants

Candlestick Park, San Francisco, CA

Fri Aug 30 1985, 10:05 PM EDT

Att. 6,646 - Unknown

livebaseballscorecards.com

BOTTOM

Batter	1	2	3	4	5	6	7	8	9	AB	R	H	RBI	BB	SO	LOB
Dan Gladden, R (1, 7) OBP: 0.295, SLG: 0.305	F9		K		G5-4-3 1-2f			6-3	F8	5	0	0	0	0	1	4
Manny Trillo, R (1, 4) OBP: 0.287, SLG: 0.290	BB BB 1B		6-3			4-3		F6		4	0	1	0	0	0	0
Chili Davis, S (1, 8) OBP: 0.352, SLG: 0.417	BB 1-2 BB		BB			F7		BB		1	0	0	0	3	0	0
Dan Driessen, L (1, 3) OBP: 0.311, SLG: 0.358	P5		F2			3-1		F8		4	0	0	0	0	0	4
Joel Youngblood, R (1, 9) OBP: 0.347, SLG: 0.333	1-2 2-3 BB			F9			F8		F9	3	0	0	0	1	0	0
Bob Brenly, R (1, 2) OBP: 0.307, SLG: 0.411	F8			F8			K		F7	4	0	0	0	0	1	3
Brad Wellman, R (1, 5) OBP: 0.268, SLG: 0.311 Ron Roenicke, S (9, PH) OBP: 0.412, SLG: 0.297		1-3		G3			S 2B 1B		WP 1B BB	3 0	1 0	1 0	0 0	0 1	0 0	0 0
Jose Uribe, S (1, 6) OBP: 0.277, SLG: 0.305 Jeffrey Leonard, R (9, PH) OBP: 0.280, SLG: 0.409		F6			4-3		1-H 2B		WP 1-2 1B	3 1	0 0	1 1	1 0	0 0	0 0	0 0
Mike Krukow, R (1, 1) OBP: 0.273, SLG: 0.365 David Green, R (9, PH) OBP: 0.307, SLG: 0.364		K			G5-4-3 1B		6-3		1-2 2-3 BB	3 0	0 0	1 0	0 0	0 1	1 0	1 0
Inning Stats	R: 0 H: 1 E: 0 LOB: 3 K: 0 BB: 2 S: 4 P: 12	R: 0 H: 0 E: 0 LOB: 0 K: 1 BB: 0 S: 5 P: 5	R: 0 H: 0 E: 0 LOB: 1 K: 1 BB: 1 S: 5 P: 9	R: 0 H: 0 E: 0 LOB: 0 K: 0 BB: 0 S: 3 P: 3	R: 0 H: 1 E: 0 LOB: 0 K: 0 BB: 0 S: 3 P: 3	R: 0 H: 0 E: 0 LOB: 0 K: 0 BB: 0 S: 3 P: 3	R: 1 H: 2 E: 0 LOB: 1 K: 1 BB: 0 S: 7 P: 7	R: 0 H: 0 E: 0 LOB: 1 K: 0 BB: 1 S: 3 P: 7	R: 0 H: 1 E: 0 LOB: 3 K: 0 BB: 2 S: 4 P: 12	1B: 4 2B: 1 3B: 0 HR: 0	SF: 0 SAC: 0 DP: 1 HBP: 0						

PITCHER	IP	WLS	BF	H	R	ER	SO	BB	IBB	HBP	BLK	WP	HR	S	P	ERA	WHIP
Ron Darling, R (1, 1) ERA: 2.67	9.0	W	37	5	1	1	3	6	0	0	0	1	0	37	61	1.00	1.222

PITCHER	IP	WLS	BF	H	R	ER	SO	BB	IBB	HBP	BLK	WP	HR	S	P	ERA	WHIP

AB	31
R	1
H	5
RBI	1
BB	6
SO	3
LOB	12

WP: 1 PA: 37
PB: 0
SB: 1
CS: 0

New York Mets @ San Francisco Giants

Candlestick Park, San Francisco, CA

Sat Aug 31 1985, 6:33 AM EDT

Att. 20,334 - Unknown

TOP

livebaseballscorecards.com

Batter	1	2	3	4	5	6	7	8	9	AB	R	H	RBI	BB	SO	LOB
Lenny Dykstra, L (1, 8) OBP: 0.333, SLG: 0.321	F2		F7			5-3		4-3		4	0	0	0	0	0	1
Wally Backman, S (1, 4) OBP: 0.336, SLG: 0.369	G3			K		2B		F9		4	0	1	0	0	1	0
Keith Hernandez, L (1, 3) OBP: 0.365, SLG: 0.405	4-3			K		K2-3		4-3		4	0	0	0	0	2	1
Gary Carter, R (1, 2) OBP: 0.354, SLG: 0.442		F8		F3		F4			HR	4	1	1	1	0	0	1
Darryl Strawberry, L (1, 9) OBP: 0.383, SLG: 0.545		G1-6-3			K		1B E 1B		4-3	4	1	1	0	0	1	0
Danny Heep, L (1, 7) OBP: 0.337, SLG: 0.426 Tom Paciorek, R (9, PH) OBP: 0.320, SLG: 0.326		6-3			FC5-4 1B BB		SH2-4 E 1-2 G3-2 1B		5-3	2 1	0 0	1 0	0 0	1 0	0 0	0 0
Howard Johnson, S (1, 5) OBP: 0.306, SLG: 0.369			4-3 2B		FC5-4 1-2 1B		E3 SH2-4 1-2 2-H		K	4	0	2	0	0	1	1
Larry Bowa, S (1, 6) OBP: 0.276, SLG: 0.307			4-3 2-3		L6		SH2-4 1-2 2-3			2	0	0	0	0	0	3
Dwight Gooden, R (1, 1) OBP: 0.228, SLG: 0.189 Clint Hurdle, L (7, PH) OBP: 0.333, SLG: 0.382 Roger McDowell, R (7, 1) OBP: 0.267, SLG: 0.286			K		FC5-4 1-2f 2-3		G3-2 3-Hf			2 1 0	0 0 0	0 0 0	0 0 0	0 0 0	1 0 0	3 2 0
Inning Stats	R: 0 E: 0 K: 0 S: 3 H: 0 LOB: 0 BB: 0 P: 3	R: 0 E: 0 K: 0 S: 3 H: 0 LOB: 0 BB: 0 P: 3	R: 0 E: 0 K: 1 S: 6 H: 1 LOB: 1 BB: 0 P: 6	R: 0 E: 0 K: 2 S: 7 H: 0 LOB: 0 BB: 0 P: 7	R: 0 E: 0 K: 1 S: 6 H: 1 LOB: 2 BB: 1 P: 10	R: 0 E: 0 K: 1 S: 6 H: 1 LOB: 1 BB: 0 P: 6	R: 1 E: 1 K: 0 S: 5 H: 2 LOB: 1 BB: 0 P: 5	R: 0 E: 0 K: 0 S: 3 H: 0 LOB: 0 BB: 0 P: 3	R: 1 E: 0 K: 1 S: 6 H: 1 LOB: 0 BB: 0 P: 6	1B: 3 2B: 3 3B: 0 HR: 1 SF: 0 SAC: 1 DP: 1 HBP: 0						

	AB	32
	R	2
	H	6
	RBI	1
	BB	1
	SO	6
	LOB	12

WP: 0 PB: 0 SB: 0 CS: 0 PA: 34

PITCHER		IP	WLS	BF	H	R	ER	SO	BB	IBB	HBP	BLK	WP	HR	S	P	ERA	WHIP
Jim Gott, R ERA: 3.81	(1, 1)	7.0	W	27	5	1	0	5	1	0	0	0	0	0	36	40	0.00	0.857
Mark Davis, L ERA: 2.79	(8, 1)	2.0	S	7	1	1	1	1	0	0	0	0	0	1	9	9	4.50	0.500

PITCHER	IP	WLS	BF	H	R	ER	SO	BB	IBB	HBP	BLK	WP	HR	S	P	ERA	WHIP

Batter	1	2	3	4	5	6	7	8	9	AB	R	H	RBI	BB	SO	LOB
Jose Uribe, S (1, 6) OBP: 0.280, SLG: 0.305	6-3	FC4-6 2-3 3-H 1B			L1			SH S SF7 BB		3	1	1	1	1	0	0
Manny Trillo, R (1, 4) OBP: 0.287, SLG: 0.293	FC3-6 1B 2B	FC4-6 1-2f			F8			SH L4-6 E 1-3		3	1	1	0	0	0	2
Chili Davis, S (1, 8) OBP: 0.351, SLG: 0.415	FC3-6 BB		K			K		SF7 3-H		2	0	0	1	1	2	0
Dan Driessen, L (1, 3) OBP: 0.308, SLG: 0.354	FC3-6 1B 1-2f 2-3		F6			K		L4-6 1-3		4	0	0	0	0	1	3
Ron Roenicke, S (1, 7) OBP: 0.426, SLG: 0.325	1-3 3-H 1B		K			S 1B				3	0	2	1	0	1	0
Joel Youngblood, R (1, 9) OBP: 0.343, SLG: 0.328		K		F5		F8 1-2				3	0	0	0	0	1	1
Bob Brenly, R (1, 2) OBP: 0.307, SLG: 0.410		SH5-4 1B 1B		K			F8			3	1	1	0	0	1	0
Brad Wellman, R (1, 5) OBP: 0.269, SLG: 0.312		1B SH5-4 1-2 1B		F2			4-3			3	0	1	0	0	0	0
Jim Gott, R (1, 1) OBP: 0.190, SLG: 0.341		SH5-4 1-2 2-3			K		K			1	0	0	0	0	1	0
Rob Deer, R (7, PH) OBP: 0.276, SLG: 0.377										1	0	0	0	0	1	0
Mark Davis, L (8, 1) OBP: 0.200, SLG: 0.400										0	0	0	0	0	0	0
Inning Stats	R: 1 E: 0 K: 0 S: 4 H: 2 LOB: 2 BB: 1 P: 8	R: 1 E: 0 K: 1 S: 8 H: 3 LOB: 2 BB: 0 P: 8	R: 0 E: 0 K: 2 S: 7 H: 0 LOB: 0 BB: 0 P: 7	R: 0 E: 0 K: 1 S: 5 H: 0 LOB: 0 BB: 0 P: 5	R: 0 E: 0 K: 1 S: 5 H: 0 LOB: 0 BB: 0 P: 5	R: 0 E: 0 K: 2 S: 8 H: 1 LOB: 1 BB: 0 P: 8	R: 0 E: 0 K: 1 S: 5 H: 0 LOB: 0 BB: 0 P: 5	R: 1 E: 2 K: 0 S: 3 H: 0 LOB: 0 BB: 1 P: 7		1B: 5 2B: 2 3B: 0 HR: 0 SF: 1 SAC: 2 DP: 1 HBP: 0						

PITCHER		IP	WLS	BF	H	R	ER	SO	BB	IBB	HBP	BLK	WP	HR	S	P	ERA	WHIP
Dwight Gooden, R ERA: 1.81	(1, 1)	6.0	L	24	6	2	2	7	1	0	0	0	0	0	37	41	3.00	1.167
Roger McDowell, R ERA: 3.04	(7, 1)	2.0		7	0	1	1	1	1	0	0	0	0	0	8	12	4.50	0.500

PITCHER	IP	WLS	BF	H	R	ER	SO	BB	IBB	HBP	BLK	WP	HR	S	P	ERA	WHIP

BOTTOM

New York Mets @ San Francisco Giants

Candlestick Park, San Francisco, CA

Sat Aug 31 1985, 6:33 AM EDT

Att. 20,334 - Unknown

livebaseballscorecards.com

AB	26
R	3
H	6
RBI	3
BB	2
SO	8
LOB	6

New York Mets @ San Francisco Giants

Candlestick Park, San Francisco, CA

Sun Sep 01 1985, 6:33 AM EDT

Att. 9,975 - Sunny

livebaseballscorecards.com

Batter	1	2	3	4	5	6	7	8	9	AB	R	H	RBI	BB	SO	LOB
Lenny Dykstra, L (1, 8) OBP: 0.332, SLG: 0.319	F8		FC6-4 1-2 1B		G3		F8		HR 2-H	4	0	1	0	0	0	1
Doug Sisk, R (7, 1)										0	0	0	0	0	0	0
Keith Hernandez, L (9, PH) (9, 3) OBP: 0.366, SLG: 0.413										1	1	1	2	0	0	0
Wally Backman, S (1, 4) OBP: 0.335, SLG: 0.365	4-3		FC6-4 1-2f			1-3		BBBB 1B BB	SSS K	4	0	0	0	1	1	3
Tom Paciorek, R (1, 9) OBP: 0.322, SLG: 0.328	6-3			4-3		1B 1B		1-2 1B	5-3	5	0	2	0	0	0	1
(8, 3)										0	0	0	0	0	0	0
Jesse Orosco, R (9, 1) OBP: 0.250, SLG: 0.250																
Gary Carter, R (1, 3) OBP: 0.355, SLG: 0.449		F8		HR		1-2 1B		SSS K		4	1	2	1	0	1	2
(8, 2)																
George Foster, R (1, 7) OBP: 0.319, SLG: 0.448		SSS K		BBBB BB		SSS K		SSS K		3	0	0	0	1	3	4
Ray Knight, R (1, 5) OBP: 0.242, SLG: 0.326		F9		F7		SSS K		SSS K		3	0	0	0	0	1	3
Darryl Strawberry, L (8, PH)										1	0	0	0	0	1	2
(8, 9) OBP: 0.382, SLG: 0.544																
Ronn Reynolds, R (1, 2) OBP: 0.278, SLG: 0.314			6-3	SSS K			SSS K		2B 2B	3	0	0	0	0	2	1
Howard Johnson, S (8, 5) OBP: 0.308, SLG: 0.374										1	1	1	0	0	0	0
Rafael Santana, R (1, 6) OBP: 0.286, SLG: 0.298			F7		F4		4-3		1B 2B 2-H	3	0	0	0	0	0	0
Rusty Staub, L (9, PH) OBP: 0.413, SLG: 0.432										1	0	1	1	0	0	0
Larry Bowa, S (9, PR) (9, 6) OBP: 0.276, SLG: 0.307										0	0	0	0	0	0	0
Ed Lynch, R (1, 1) OBP: 0.146, SLG: 0.089			1B 1B		9-3		BBBB BB		HR 1B 2-H	2	0	1	0	0	0	0
Mookie Wilson, S (7, PH) (7, 8) OBP: 0.310, SLG: 0.388										1	1	1	0	1	0	0

Inning Stats	1	2	3	4	5	6	7	8	9
R:	0	0	0	1	0	0	0	0	3
E:	0	0	0	0	0	0	0	0	0
K:	0	1	0	1	0	2	1	3	1
S:	3	5	5	6	3	9	5	10	8
H:	0	0	2	1	0	2	0	1	4
LOB:	0	0	2	1	0	2	1	2	1
BB:	0	0	0	1	0	0	1	1	0
P:	3	5	5	10	3	9	9	14	8

1B:	6
2B:	2
3B:	0
HR:	2
SF:	0
SAC:	0
DP:	0
HBP:	0

WP:	0
PB:	0
SB:	0
CS:	0
PA:	39

AB	36
R	4
H	10
RBI	4
BB	3
SO	9
LOB	17

PITCHER		IP	WLS	BF	H	R	ER	SO	BB	IBB	HBP	BLK	WP	HR	S	P	ERA	WHIP
Dave LaPoint, L ERA: 3.02	(1, 1)	7.0		30	6	1	1	5	3	0	0	0	0	1	37	49	1.29	1.286
Scott Garrelts, R ERA: 1.84	(8, 1)	1.1		6	3	2	2	3	0	0	0	0	0	0	12	12	13.50	2.250
Mark Davis, L ERA: 2.87	(9, 1)	0.2	L	3	1	1	1	1	0	0	0	0	0	1	5	5	13.50	1.500

PITCHER	IP	WLS	BF	H	R	ER	SO	BB	IBB	HBP	BLK	WP	HR	S	P	ERA	WHIP

Batter	1	2	3	4	5	6	7	8	9	AB	R	H	RBI	BB	SO	LOB
Jose Uribe, S (1, 6) OBP: 0.279, SLG: 0.305 Rob Deer, R (9, PH) OBP: 0.273, SLG: 0.372	F9		5-3 1B		L3		G3		K	4 1	0 0	1 0	0 0	0 0	0 1	0 0
Manny Trillo, R (1, 4) OBP: 0.286, SLG: 0.290	F8		5-3 1-2		F8		FC4-6 BB		F8	4	0	0	0	1	0	1
Chili Davis, S (1, 8) OBP: 0.348, SLG: 0.411	F9		F9			5-3	F8			4	0	0	0	0	0	2
Dan Driessen, L (1, 3) OBP: 0.310, SLG: 0.358		1B 2B		E4		1B 2B 1B	FC4-6 1-2f			4	2	2	0	0	0	1
Ron Roenicke, S (1, 7) OBP: 0.431, SLG: 0.326		B3		F6		1-2 2B 1B		FC5 1B BB		3	1	1	0	1	0	2
Joel Youngblood, R (1, 9) OBP: 0.345, SLG: 0.332		5-3		1B		F4		FC5 1-2 1B		4	0	2	0	0	0	3
Bob Brenly, R (1, 2) OBP: 0.309, SLG: 0.414		2-H 1B		F7		1-H 2-H 2B		FC5 G6-4-3 1-2 2-3f		4	0	2	3	0	0	4
Brad Wellman, R (1, 5) OBP: 0.268, SLG: 0.305		F8		K		FC6-4 IBB		G6-4-3 1-2f		3	0	0	0	1	1	5
Dave LaPoint, L (1, 1) OBP: 0.268, SLG: 0.216 Scott Garrelts, R (8, 1) OBP: 0.300, SLG: 0.333 Mark Davis, L (9, 1) OBP: 0.200, SLG: 0.400 Dan Gladden, R (9, PH) OBP: 0.294, SLG: 0.304			L1		4-3	FC6-4 1-2f			F7	3 0 0 1	0 0 0 0	0 0 0 0	0 0 0 0	0 0 0 0	0 0 0 0	2 0 0 0
Inning Stats	R: 0 E: 0 K: 0 S: 3 H: 0 LOB: 0 BB: 0 P: 3	R: 1 E: 0 K: 0 S: 5 H: 2 LOB: 1 BB: 0 P: 5	R: 0 E: 0 K: 0 S: 4 H: 1 LOB: 1 BB: 0 P: 4	R: 0 E: 1 K: 1 S: 7 H: 1 LOB: 2 BB: 0 P: 7	R: 0 E: 0 K: 0 S: 3 H: 0 LOB: 0 BB: 0 P: 3	R: 2 E: 0 K: 0 S: 6 H: 3 LOB: 2 BB: 1 P: 10	R: 0 E: 0 K: 0 S: 3 H: 0 LOB: 1 BB: 1 P: 7	R: 0 E: 0 K: 0 S: 3 H: 1 LOB: 1 BB: 1 P: 7	R: 0 E: 0 K: 1 S: 5 H: 0 LOB: 0 BB: 0 P: 5	1B: 6 2B: 2 3B: 0 HR: 0	SF: 0 SAC: 0 DP: 1 HBP: 0						

PITCHER		IP	WLS	BF	H	R	ER	SO	BB	IBB	HBP	BLK	WP	HR	S	P	ERA	WHIP
Ed Lynch, R ERA: 3.05	(1, 1)	6.0		27	7	3	3	1	0	1	0	0	0	0	28	32	4.50	1.167
Doug Sisk, R ERA: 5.61	(7, 1)	2.0	W	8	1	0	0	0	2	0	0	0	0	0	6	14	0.00	1.500
Jesse Orosco, L ERA: 2.63	(9, 1)	1.0	S	3	0	0	0	1	0	0	0	0	0	0	5	5	0.00	0.000

PITCHER	IP	WLS	BF	H	R	ER	SO	BB	IBB	HBP	BLK	WP	HR	S	P	ERA	WHIP

BOTTOM

New York Mets @ San Francisco Giants

Candlestick Park, San Francisco, CA

Sun Sep 01 1985, 6:33 AM EDT

Att. 9,975 - Sunny

livebaseballscorecards.com

AB	35
R	3
H	8
RBI	3
BB	3
SO	2
LOB	20

1B: 6	SF: 0	WP: 0	PA: 38
2B: 2	SAC: 0	PB: 0	
3B: 0	DP: 1	SB: 0	
HR: 0	HBP: 0	CS: 0	

New York Mets @ San Diego Padres

Jack Murphy Stadium, San Diego, CA

Mon Sep 02 1985, 10:05 PM EDT

Att. 26,306 - Unknown

TOP

livebaseballscorecards.com

Batter	1	2	3	4	5	6	7	8	9	AB	R	H	RBI	BB	SO	LOB
Wally Backman, S (1, 4) OBP: 0.336, SLG: 0.364	6-3	S 1B		CS S BB		1-3		F9		4	1	1	0	1	0	0
Tom Paciorek, R (1, 9) OBP: 0.324, SLG: 0.330	1B 1B	F3 1-2		6-3 1-2			6-3	HR		5	2	2	0	0	0	2
Keith Hernandez, L (1, 3) OBP: 0.372, SLG: 0.425	1B 3B 1-3	1B 1B 2-H		2-3			1B 1B	1-H		5	4	5	3	0	0	0
Gary Carter, R (1, 2) OBP: 0.357, SLG: 0.451	3B 1-2 3-H	1B 2-3		F7			1B HR 1-2	F7		5	2	3	1	0	0	1
Darryl Strawberry, L (1, 8) OBP: 0.383, SLG: 0.548	6-3 1-H 2-H	1-3 3-H			K		F7		P6	5	1	2	3	0	1	2
George Foster, R (1, 7) OBP: 0.322, SLG: 0.447	6-3 BB	5-3			5-3		HR 1-3 2-H		1B BB	3	1	1	1	2	0	0
Ray Knight, R (1, 5) OBP: 0.250, SLG: 0.345	6-3 1-2 3-H	FC4-6 1B			F9		HR 1-H 3-H		G6-4-3 1-2 1B	5	1	3	4	0	0	1
Rafael Santana, R (1, 6) OBP: 0.283, SLG: 0.295	L7	FC4-6 1-2f				5-3	6-3		G6-4-3 1-2f	5	0	0	0	0	0	4
Sid Fernandez, L (1, 1) OBP: 0.214, SLG: 0.262		K	K			F7		1B		4	0	1	0	0	2	1
Inning Stats	R: 4 E: 0 K: 0 S: 7 H: 4 LOB: 1 BB: 1 P: 11	R: 2 E: 0 K: 1 S: 8 H: 4 LOB: 2 BB: 0 P: 8	R: 0 E: 0 K: 1 S: 6 H: 1 LOB: 1 BB: 0 P: 6	R: 0 E: 0 K: 0 S: 3 H: 1 LOB: 1 BB: 1 P: 7	R: 0 E: 0 K: 1 S: 5 H: 0 LOB: 0 BB: 0 P: 5	R: 0 E: 0 K: 0 S: 3 H: 0 LOB: 0 BB: 0 P: 3	R: 4 E: 0 K: 0 S: 7 H: 4 LOB: 0 BB: 0 P: 7	R: 2 E: 0 K: 0 S: 5 H: 3 LOB: 0 BB: 0 P: 5	R: 0 E: 0 K: 0 S: 3 H: 1 LOB: 1 BB: 1 P: 7	1B: 15 2B: 0 3B: 1 HR: 2	SF: 0 SAC: 0 DP: 1 HBP: 0						

	AB	41
	R	12
	H	18
	RBI	12
	BB	3
	SO	3
	LOB	11

		WP: 0	PA: 44
		PB: 0	
		SB: 2	
		CS: 1	

PITCHER		IP	WLS	BF	H	R	ER	SO	BB	IBB	HBP	BLK	WP	HR	S	P	ERA	WHIP
Mark Thurmond, L ERA: 4.23	(1, 1)	0.1	L	6	4	4	4	0	1	0	0	0	0	0	5	9	108.00	15.000
Luis DeLeon, R ERA: 4.46	(1, 1)	2.2		12	5	2	2	2	0	0	0	0	0	0	16	16	6.75	1.875
Gene Walter, L ERA: 2.92	(4, 1)	3.0		10	1	0	0	1	1	0	0	0	0	0	11	15	0.00	0.667
Bob Patterson, L ERA: 27.0	(7, 1)	2.0		12	7	6	6	0	0	0	0	0	0	2	12	12	27.00	3.500
Rich Gossage, R ERA: 1.74	(9, 1)	1.0		4	1	0	0	0	1	0	0	0	0	0	3	7	0.00	2.000

PITCHER		IP	WLS	BF	H	R	ER	SO	BB	IBB	HBP	BLK	WP	HR	S	P	ERA	WHIP

New York Mets @ San Diego Padres

Jack Murphy Stadium, San Diego, CA

Mon Sep 02 1985, 10:05 PM EDT

Att. 26,306 - Unknown

BOTTOM

Batter	1	2	3	4	5	6	7	8	9	AB	R	H	RBI	BB	SO	LOB
Garry Templeton, S (1, 6) OBP: 0.336, SLG: 0.373	K		K			L3		F9		4	0	0	0	0	2	1
Tony Gwynn, L (1, 9) OBP: 0.347, SLG: 0.404	HR		G6-4-3 1-2f			1-3		L6		4	1	1	1	0	0	1
Rich Gossage, R (9, 1)										0	0	0	0	0	0	0
Steve Garvey, R (1, 3) OBP: 0.303, SLG: 0.426	F8			G4-6-3 BB			F3		K	3	0	0	0	1	1	0
Carmelo Martinez, R (1, 7) OBP: 0.350, SLG: 0.433	P6			G4-6-3 1-2f			2B 1B BB		2B BB	2	2	0	0	2	0	1
Graig Nettles, L (1, 5) OBP: 0.371, SLG: 0.433		F9		P4			1B 1-3 WP 2B		1-H 2B	4	1	2	1	0	0	0
Kevin McReynolds, R (1, 8) OBP: 0.288, SLG: 0.373		F8			G3		WP 2-3 3-H 1B		K	4	0	1	1	0	1	1
Terry Kennedy, L (1, 2) OBP: 0.292, SLG: 0.378		1B			F5		F5 1-2 3-H		P5	4	0	1	0	0	0	2
Jerry Royster, R (1, 4) OBP: 0.352, SLG: 0.385		F3			K		K			3	0	0	0	0	2	2
Mark Thurmond, L (1, 1) OBP: 0.148, SLG: 0.120			G6-4-3 BB			P4		F9		0	0	0	0	0	0	0
Luis DeLeon, R (1, 1) OBP: 0.200, SLG: 0.200										0	0	0	0	0	0	0
Miguel Dilone, S (3, PH) OBP: 0.264, SLG: 0.254										0	0	0	0	0	0	0
Gene Walter, L (4, 1)										0	0	0	0	1	0	0
Gerry Davis, R (6, PH) OBP: 0.333, SLG: 0.375										0	0	0	0	0	0	0
Bob Patterson, R (7, 1)										1	0	0	0	0	0	0
Bobby Brown, S (8, PH) OBP: 0.205, SLG: 0.191										0	0	0	0	0	0	0
(9, 9)										1	0	0	0	0	0	0

Inning Stats									
	R: 1 E: 0 K: 1 S: 6	H: 1 LOB: 0 BB: 0 P: 6	R: 0 E: 0 K: 0 S: 4	H: 1 LOB: 1 BB: 0 P: 4	R: 0 E: 0 K: 1 S: 4	H: 0 LOB: 0 BB: 1 P: 8	R: 0 E: 0 K: 0 S: 2	H: 0 LOB: 0 BB: 1 P: 6	R: 0 E: 0 K: 1 S: 5	H: 0 LOB: 0 BB: 0 P: 5
	R: 0 E: 0 K: 0 S: 3	H: 0 LOB: 0 BB: 0 P: 3	R: 2 E: 0 K: 1 S: 7	H: 2 LOB: 1 BB: 1 P: 11	R: 0 E: 0 K: 0 S: 3	H: 0 LOB: 0 BB: 0 P: 3	R: 1 E: 0 K: 2 S: 8	H: 1 LOB: 1 BB: 1 P: 12	1B: 2 2B: 2 3B: 0 HR: 1	SF: 0 SAC: 0 DP: 2 HBP: 0	WP: 1 PB: 0 SB: 0 CS: 0	PA: 34

PITCHER	IP	WLS	BF	H	R	ER	SO	BB	IBB	HBP	BLK	WP	HR	S	P	ERA	WHIP
Sid Fernandez, L (1, 1) ERA: 2.84	9.0	W	34	5	4	4	6	4	0	0	0	1	1	42	58	4.00	1.000

PITCHER	IP	WLS	BF	H	R	ER	SO	BB	IBB	HBP	BLK	WP	HR	S	P	ERA	WHIP

livebaseballscorecards.com

AB	30
R	4
H	5
RBI	3
BB	4
SO	6
LOB	8

Batter	1	2	3	4	5	6	7	8	9	AB	R	H	RBI	BB	SO	LOB
Wally Backman, S (1, 4) OBP: 0.332, SLG: 0.359	SSS 0-3 ① K		x 0-0 ① 6-3		x 0-0 ① 6-3	x 0-0 ③ 5-3			x 0-0 ② FC6-4 1-2f 3B	5	1	0	0	0	1	1
Tom Paciorek, R (1, 9) OBP: 0.322, SLG: 0.328	x 0-0 ② 6-3		x 0-0 ② 5-3		x 0-0 ① HR 1B 1B		x 0-0 ① F9		x 0-0 1-H 3B	4	1	1	0	0	0	0
Lenny Dykstra, L (7, 8) OBP: 0.335, SLG: 0.332										1	0	1	1	0	0	0
Keith Hernandez, L (1, 3) OBP: 0.374, SLG: 0.425	BBBB 4-0 HR BB		x 0-0 ③ 4-3		x 0-0 1-2 HR 1B		BBBB 4-0 G6-4-3 BB		SSS 0-3 ③ K	3	2	1	0	2	1	1
Gary Carter, R (1, 2) OBP: 0.361, SLG: 0.474	x 0-0 1-H HR			x 0-0 HR	x 0-0 1-H 2-H HR		x 0-0 ② ③ G6-4-3 1-2f			4	3	3	6	0	0	1
Darryl Strawberry, L (1, 8) (7, 9) OBP: 0.384, SLG: 0.557	SSS 0-3 ③ K			x 0-0 HR	x 0-0 S 1B			x 0-0 ① L3		4	1	2	1	0	1	0
George Foster, R (1, 7) OBP: 0.324, SLG: 0.446		BBBB 4-0 G4-6-3 BB		x 0-0 G5-4-3 1B	SSS 0-3 ② 1-2 K			x 0-0 ② F7		3	0	1	0	1	1	1
Ray Knight, R (1, 5) OBP: 0.246, SLG: 0.339		x 0-0 ① ② G4-6-3 1-2f		x 0-0 ① ② G5-4-3 1-2f	x 0-0 ③ F3			x 0-0 ③ F8		4	0	0	0	0	0	3
Rafael Santana, R (1, 6) OBP: 0.285, SLG: 0.295		x 0-0 1B		BBBB 4-0 BB		x 0-0 ① P4			x 0-0 ① 1-3	3	0	1	0	1	0	0
Rick Aguilera, R (1, 1) OBP: 0.357, SLG: 0.407		x 0-0 ③ F3		x 0-0 ③ 5-3		x 0-0 ② P5			x 0-0 FC6-4 1B	3	0	0	0	0	0	2
Jesse Orosco, R (7, 1) OBP: 0.400, SLG: 0.400										1	0	1	0	0	0	0
Inning Stats	R: 2 E: 0 K: 2 S: 8 H: 1 LOB: 0 BB: 1 P: 12	R: 0 E: 0 K: 0 S: 3 H: 1 LOB: 1 BB: 1 P: 7	R: 0 E: 0 K: 0 S: 3 H: 0 LOB: 0 BB: 0 P: 3	R: 2 E: 0 K: 0 S: 5 H: 3 LOB: 1 BB: 1 P: 9	R: 3 E: 0 K: 1 S: 9 H: 4 LOB: 1 BB: 0 P: 9	R: 0 E: 0 K: 0 S: 3 H: 0 LOB: 0 BB: 0 P: 3	R: 0 E: 0 K: 0 S: 2 H: 0 LOB: 0 BB: 1 P: 6	R: 0 E: 0 K: 0 S: 3 H: 0 LOB: 0 BB: 0 P: 3	R: 1 E: 0 K: 1 S: 7 H: 2 LOB: 1 BB: 0 P: 7	1B: 6 2B: 0 3B: 1 HR: 4	SF: 0 SAC: 0 DP: 3 HBP: 0						

TOP

New York Mets @ San Diego Padres

Jack Murphy Stadium, San Diego, CA

Tue Sep 03 1985, 10:05 PM EDT

Att. 14,960 - Unknown

livebaseballscorecards.com

AB	35
R	8
H	11
RBI	8
BB	4
SO	4
LOB	9

WP: 0 PB: 0 SB: 1 CS: 0 PA: 39

PITCHER		IP	WLS	BF	H	R	ER	SO	BB	IBB	HBP	BLK	WP	HR	S	P	ERA	WHIP
Dave Dravecky, L ERA: 2.57	(1, 1)	4.1	L	21	7	6	6	2	3	0	0	0	0	3	22	34	12.46	2.308
Luis DeLeon, R ERA: 4.63	(5, 1)	0.2		4	2	1	1	1	0	0	0	0	0	1	6	6	13.50	3.000
Craig Lefferts, L ERA: 3.25	(6, 1)	2.0		6	0	0	0	0	1	0	0	0	0	0	5	9	0.00	0.500
Greg Booker, R ERA: 6.75	(8, 1)	2.0		8	2	1	1	1	0	0	0	0	0	0	10	10	4.50	1.000

PITCHER	IP	WLS	BF	H	R	ER	SO	BB	IBB	HBP	BLK	WP	HR	S	P	ERA	WHIP

New York Mets @ San Diego Padres

Jack Murphy Stadium, San Diego, CA

Tue Sep 03 1985, 10:05 PM EDT

Att. 14,960 - Unknown

BOTTOM

Batter	1	2	3	4	5	6	7	8	9	AB	R	H	RBI	BB	SO	LOB
Garry Templeton, S (1, 6) OBP: 0.333, SLG: 0.369	3-1		K			L6	F9		L4	5	0	0	0	0	1	4
Tony Gwynn, L (1, 9) OBP: 0.344, SLG: 0.400	G3		6-3			G3		4-3		4	0	0	0	0	0	0
Steve Garvey, R (1, 3) OBP: 0.304, SLG: 0.436	6-3			F8		3B		HR		4	1	2	1	0	0	0
Graig Nettles, L (1, 5) OBP: 0.368, SLG: 0.429		P4		F8		F7		P5		4	0	0	0	0	0	1
Terry Kennedy, L (1, 2) OBP: 0.294, SLG: 0.385		1B 1B		4-3			HR	1-3		4	1	2	1	0	0	0
Carmelo Martinez, R (1, 7) OBP: 0.351, SLG: 0.440		K			HR		FC4-6 BB		6-3	3	1	1	1	1	1	1
Kevin McReynolds, R (1, 8) OBP: 0.289, SLG: 0.374		1-2 1B			6-3		F9		BB 1B	4	0	2	0	0	0	1
Tim Flannery, L (1, 4) OBP: 0.385, SLG: 0.356 Jerry Royster, R (9, PH) OBP: 0.355, SLG: 0.385		F5			F7		FC4-6 1B 1-2f		BB 1-2	3 0	0 0	0 0	0 0	0 1	0 0	3 0
Dave Dravecky, R (1, 1) OBP: 0.164, SLG: 0.123 Luis DeLeon, R (5, 1) OBP: 0.200, SLG: 0.200 Al Bumbry, L (5, PH) OBP: 0.275, SLG: 0.294 Craig Lefferts, L (6, 1) OBP: 0.250, SLG: 0.250 Kurt Bevacqua, R (7, PH) OBP: 0.355, SLG: 0.364 Greg Booker, R (8, 1) Bruce Bochy, R (9, PH) OBP: 0.303, SLG: 0.486			4-3		4-3		1-2		F8	1 0 1 0 1 0 1	0 0 0 0 0 0 0	0 0 0 0 0 0 0	0 0 0 0 0 0 0	0 0 0 0 0 0 0	0 0 0 0 0 0 0	0 0 0 0 0 0 2
Inning Stats	R: 0 E: 0 K: 0 S: 3 H: 0 LOB: 0 BB: 0 P: 3	R: 0 E: 0 K: 1 S: 7 H: 2 LOB: 2 BB: 0 P: 7	R: 0 E: 0 K: 1 S: 5 H: 0 LOB: 0 BB: 0 P: 5	R: 0 E: 0 K: 0 S: 3 H: 0 LOB: 0 BB: 0 P: 3	R: 1 E: 0 K: 0 S: 4 H: 1 LOB: 0 BB: 0 P: 4	R: 0 E: 0 K: 0 S: 4 H: 1 LOB: 1 BB: 0 P: 4	R: 1 E: 0 K: 0 S: 5 H: 2 LOB: 2 BB: 1 P: 9	R: 1 E: 0 K: 0 S: 4 H: 1 LOB: 0 BB: 0 P: 4	R: 0 E: 0 K: 0 S: 4 H: 1 LOB: 2 BB: 1 P: 8	1B: 4 2B: 0 3B: 1 HR: 3	SF: 0 SAC: 0 DP: 0 HBP: 0						

livebaseballscorecards.com

AB	35
R	3
H	8
RBI	3
BB	2
SO	2
LOB	12

WP: 0 PB: 0 SB: 0 CS: 0 PA: 37

PITCHER		IP	WLS	BF	H	R	ER	SO	BB	IBB	HBP	BLK	WP	HR	S	P	ERA	WHIP
Rick Aguilera, R ERA: 3.32	(1, 1)	6.2	W	27	6	2	2	2	1	0	0	0	0	2	30	34	2.70	1.050
Jesse Orosco, L ERA: 2.67	(7, 1)	2.1		10	2	1	1	0	1	0	0	0	0	1	9	13	3.86	1.286

PITCHER	IP	WLS	BF	H	R	ER	SO	BB	IBB	HBP	BLK	WP	HR	S	P	ERA	WHIP

New York Mets @ San Diego Padres

Jack Murphy Stadium, San Diego, CA

Wed Sep 04 1985, 10:05 PM EDT

Att. 15,676 - Unknown

TOP

livebaseballscorecards.com

Batter	1	2	3	4	5	6	7	8	9	AB	R	H	RBI	BB	SO	LOB
Lenny Dykstra, L (1, 8) OBP: 0.332, SLG: 0.326	G3		P4		5-3	1-3			6-3 BLK; 1B; BB	4	1	0	0	1	0	2
Wally Backman, S (1, 4) OBP: 0.333, SLG: 0.358	K		S; 2-H; 1B		HBP; 1B; BB		G3		6-3; 1-3	4	1	1	1	1	1	1
Darryl Strawberry, L (1, 9) OBP: 0.387, SLG: 0.554	F7		1-2; BB		1-2; 1B; HBP		K		BB; 1B; BB	2	1	0	0	2	1	0
Gary Carter, R (1, 2) OBP: 0.365, SLG: 0.490		HR	K		1-2; 2-H; 1B		HR		1B; 1-2; 1B; BB	4	3	3	3	1	1	2
Danny Heep, L (1, 7) OBP: 0.338, SLG: 0.425		F7	3B; 1B		K		4-3		1B; 1-2; 2-H; 3-H; 1B	5	1	2	2	0	1	2
Tom Paciorek, R (1, 3) OBP: 0.320, SLG: 0.325		6-3	K		F7			K	1-2; 2-H; 1B	5	0	1	1	0	2	3
Howard Johnson, S (1, 5) OBP: 0.306, SLG: 0.378		1-3	1-H; BLK; 3B			P4		K; K	2-H; 1B	5	1	1	1	0	2	2
Rafael Santana, R (1, 6) OBP: 0.287, SLG: 0.297			SH3; 1B; 1B	6-3		SH2-4; 1B		P4		4	1	2	0	0	0	1
Ron Darling, R (1, 1) OBP: 0.191, SLG: 0.239			SH3; 1-2	F8; 3-H		SH2-4; 1-2			4-3	1	0	0	0	0	0	0
Mookie Wilson, S (9, PH) OBP: 0.308, SLG: 0.387										1	0	0	0	0	0	0
Roger McDowell, R (9, 1) OBP: 0.267, SLG: 0.286										0	0	0	0	0	0	0

	AB	35
	R	9
	H	10
	RBI	8
	BB	5
	SO	8
	LOB	13

Inning Stats	1	2	3	4	5	6	7	8	9
	R: 0 H: 0 E: 0 LOB: 0 K: 1 BB: 0 S: 5 P: 5	R: 1 H: 1 E: 0 LOB: 0 K: 0 BB: 0 S: 4 P: 4	R: 1 H: 2 E: 0 LOB: 2 K: 1 BB: 1 S: 7 P: 11	R: 2 H: 2 E: 0 LOB: 0 K: 1 BB: 0 S: 7 P: 7	R: 1 H: 1 E: 0 LOB: 2 K: 1 BB: 1 S: 6 P: 11	R: 0 H: 1 E: 0 LOB: 0 K: 0 BB: 0 S: 4 P: 4	R: 1 H: 1 E: 0 LOB: 0 K: 1 BB: 0 S: 6 P: 6	R: 0 H: 0 E: 0 LOB: 0 K: 2 BB: 0 S: 7 P: 7	R: 3 H: 2 E: 0 LOB: 2 K: 1 BB: 3 S: 7 P: 19

1B: 7	SF: 0	WP: 0	PA: 43
2B: 0	SAC: 2	PB: 0	
3B: 1	DP: 0	SB: 1	
HR: 2	HBP: 1	CS: 0	

PITCHER		IP	WLS	BF	H	R	ER	SO	BB	IBB	HBP	BLK	WP	HR	S	P	ERA	WHIP
Roy Lee Jackson, R ERA: 3.23	(1, 1)	4.1	L	21	5	5	5	3	2	0	1	1	0	1	24	33	10.38	1.615
Greg Booker, R ERA: 6.75	(5, 1)	0.0		1	1	0	0	0	0	0	0	0	0	0	1	1	∞	∞
Craig Lefferts, L ERA: 3.22	(5, 1)	0.2		2	0	0	0	1	0	0	0	0	0	0	4	4	0.00	0.000
Ed Wojna, R ERA: 4.86	(6, 1)	2.0		8	2	1	1	1	0	0	0	0	0	1	10	10	4.50	1.000
Tim Stoddard, R ERA: 4.45	(8, 1)	1.0		3	0	0	0	2	0	0	0	0	0	0	7	7	0.00	0.000

PITCHER		IP	WLS	BF	H	R	ER	SO	BB	IBB	HBP	BLK	WP	HR	S	P	ERA	WHIP
Bob Patterson, L ERA: 27.0	(9, 1)	1.0		8	2	3	3	1	3	0	0	1	0	0	7	19	27.00	5.000

New York Mets @ San Diego Padres

Jack Murphy Stadium, San Diego, CA

Wed Sep 04 1985, 10:05 PM EDT

Att. 15,676 - Unknown

livebaseballscorecards.com

BOTTOM

Batter	1	2	3	4	5	6	7	8	9	AB	R	H	RBI	BB	SO	LOB
Garry Templeton, S (1, 6) OBP: 0.333, SLG: 0.371	F7		1B 2B		1B			6-3	5-3	5	1	2	0	0	0	0
Tony Gwynn, L (1, 9) OBP: 0.346, SLG: 0.401	FC4-6 1B		2-H 1B		G3			G3		4	0	2	1	0	0	1
Steve Garvey, R (1, 3) OBP: 0.304, SLG: 0.434	K		5-3			F8		BB 1B		4	1	1	0	0	1	2
Graig Nettles, L (1, 5) OBP: 0.369, SLG: 0.426	FC4-6 1-2f		1-3			BB		1B 1-2 BB		2	0	0	0	2	0	2
Terry Kennedy, L (1, 2) OBP: 0.294, SLG: 0.384		F8		1-3		K		BB 1-3 2-H 1B		4	0	1	1	0	1	1
Carmelo Martinez, R (1, 7) OBP: 0.352, SLG: 0.439		6-3 1B		5-3		K		FC5-4 1-2 BB		3	0	1	0	1	1	1
Kevin McReynolds, R (1, 8) OBP: 0.287, SLG: 0.370		6-3 1-2		1-3			5-3	FC5-4 1-2f		4	0	0	0	0	0	4
Tim Flannery, L (1, 4) OBP: 0.381, SLG: 0.352		3-1			K		F7		4-3	4	0	0	0	0	1	1
Roy Lee Jackson, R (1, 1) Greg Booker, R (6, 1) Craig Lefferts, L (6, 1) OBP: 0.200, SLG: 0.200 Al Bumbry, L (5, PH) OBP: 1.000, SLG: 0.200 Ed Wojna, R (6, 1) OBP: 0.000, SLG: 0.167 Bobby Brown, S (7, PH) OBP: 0.400, SLG: 0.188 Tim Stoddard, R (8, 1) Bob Patterson, R (9, 1) Miguel Dilone, S (9, PH) OBP: 0.000, SLG: 0.000			3-1		G3		6-3		1-3	1 0 0 0 0 0 0 0 0 0 0 0 0 0 0 0 0 0 0 0 0 1 0 0 0 0 0 0 0 0 0 0 0 0 0 1 0 0 0 0 0 0 0 0 0 0 0 0 0 0 0 0 0 0 0 0 1 0 0 0 0 0 0						
Inning Stats	R: 0 H: 1 E: 0 LOB: 1 K: 1 BB: 0 S: 6 P: 6	R: 0 H: 1 E: 0 LOB: 1 K: 0 BB: 0 S: 4 P: 4	R: 1 H: 2 E: 0 LOB: 1 K: 0 BB: 0 S: 5 P: 5	R: 0 H: 0 E: 0 LOB: 0 K: 0 BB: 0 S: 3 P: 3	R: 0 H: 1 E: 0 LOB: 1 K: 1 BB: 0 S: 6 P: 6	R: 0 H: 0 E: 0 LOB: 1 K: 2 BB: 1 S: 7 P: 11	R: 0 H: 0 E: 0 LOB: 0 K: 0 BB: 0 S: 3 P: 3	R: 1 H: 2 E: 0 LOB: 3 K: 0 BB: 2 S: 5 P: 13	R: 0 H: 0 E: 0 LOB: 0 K: 0 BB: 0 S: 3 P: 3	1B: 6 2B: 1 3B: 0 HR: 0	SF: 0 SAC: 0 DP: 0 HBP: 0						

	AB	34
	R	2
	H	7
	RBI	2
	BB	3
	SO	4
	LOB	12

WP: 0 PA: 37
PB: 0
SB: 0
CS: 0

PITCHER		IP	WLS	BF	H	R	ER	SO	BB	IBB	HBP	BLK	WP	HR	S	P	ERA	WHIP
Ron Darling, R ERA: 2.66	(1, 1)	8.0	W	34	7	2	2	4	3	0	0	0	0	0	39	51	2.25	1.250
Roger McDowell, R ERA: 3.01	(9, 1)	1.0		3	0	0	0	0	0	0	0	0	0	0	3	3	0.00	0.000

PITCHER	IP	WLS	BF	H	R	ER	SO	BB	IBB	HBP	BLK	WP	HR	S	P	ERA	WHIP

Batter	1	2	3	4	5	6	7	8	9	10	11	12	13	AB	R	H	RBI	BB	SO	LOB
Wally Backman, S (1, 4) OBP: 0.330, SLG: 0.356	4-3		K		F9			4-3			1-3		1-3 2B 1B	6	1	1	0	0	1	2
Tom Paciorek, R (1, 9) OBP: 0.313, SLG: 0.317 Danny Heep, L (13, PH) OBP: 0.337, SLG: 0.423 Lenny Dykstra, L (13, 8) OBP: 0.332, SLG: 0.326	6-3		F9			K		F4			6-3		F2	5 1 0	0 0 0	0 0 0	0 0 0	0 0 0	1 0 0	1 2 0
Darryl Strawberry, L (1, 8) OBP: 0.383, SLG: 0.549 (13, 9)	4-3			F8		1-3		K			4-3		1B 2B 2-H 3-H	6	0	1	2	0	1	0
Gary Carter, R (1, 3) OBP: 0.368, SLG: 0.490 (10, 2)		G5-3 1B 1B		BBBB G5-3 BB BB		1B			5-3			F7	4-0 1B IBB	4	0	2	0	2	0	0
George Foster, R (1, 7) OBP: 0.326, SLG: 0.446		1-2 1B		BBBB 1-2 BB		L1			5-3			6-3	1-2 1B 2-3	5	0	2	0	1	0	1
Ray Knight, R (1, 5) OBP: 0.245, SLG: 0.336		F9		G5-3 2-3f			6-3		F9			1B		5	0	1	0	0	0	4
Ronn Reynolds, R (1, 2) OBP: 0.256, SLG: 0.289 Mookie Wilson, S (10, PH) OBP: 0.307, SLG: 0.385 Roger McDowell, R (10, 1) OBP: 0.333, SLG: 0.286 Rusty Staub (12, PH) OBP: 0.400, SLG: 0.421 Terry Leach, R (12, 1) OBP: 0.222, SLG: 0.333 Jesse Orosco, R (12, 1) OBP: 0.400, SLG: 0.400		G5-3 2-3f			F9		6-3			F4		F3		3 1 0 0 0 0	0 0 0 0 0 0	0 0 0 0 0 0	0 0 0 0 0 0	0 0 0 0 0 0	0 1 0 0 0 0	2 0 0 1 0 0
Rafael Santana, R (1, 6) OBP: 0.290, SLG: 0.299	5-3				K		1B			BBBB G6-3 BB			FC3-6 1B	4	0	2	0	1	1	0
Dwight Gooden, R (1, 1) OBP: 0.244, SLG: 0.208 Keith Hernandez, L (10, PH) OBP: 0.373, SLG: 0.423 (10, 3)							K			G6-3 1-2f			FC3-6 1B 2B 1-2f	3 2	0 1	2 0	0 0	0 0	1 2	1 0
Inning Stats	R: 0 E: 0 K: 0 S: 3 H: 0 LOB: 0 BB: 0 P: 3	R: 0 E: 0 K: 0 S: 4 H: 2 LOB: 1 BB: 0 P: 4	R: 0 E: 0 K: 1 S: 6 H: 1 LOB: 1 BB: 0 P: 6	R: 0 E: 0 K: 0 S: 2 H: 0 LOB: 1 BB: 2 P: 10	R: 0 E: 0 K: 1 S: 6 H: 1 LOB: 1 BB: 0 P: 6	R: 0 E: 0 K: 1 S: 6 H: 1 LOB: 1 BB: 0 P: 6	R: 0 E: 0 K: 1 S: 6 H: 1 LOB: 1 BB: 0 P: 6	R: 0 E: 0 K: 1 S: 5 H: 0 LOB: 0 BB: 0 P: 5	R: 0 E: 0 K: 0 S: 3 H: 0 LOB: 0 BB: 0 P: 3	R: 0 E: 0 K: 0 S: 2 H: 0 LOB: 0 BB: 1 P: 6	R: 0 E: 0 K: 0 S: 3 H: 0 LOB: 0 BB: 0 P: 3	R: 0 E: 0 K: 0 S: 4 H: 1 LOB: 1 BB: 0 P: 4	R: 2 E: 0 K: 0 S: 6 H: 4 LOB: 2 BB: 1 P: 10	1B: 10 2B: 1 3B: 0 HR: 0	SF: 0 SAC: 0 DP: 3 HBP: 0					

PITCHER		IP	WLS	BF	H	R	ER	SO	BB	IBB	HBP	BLK	WP	HR	S	P	ERA	WHIP
Fernando Valenzuela, L ERA: 2.26	(1, 1)	11.0		39	6	0	0	5	3	0	0	0	0	0	46	58	0.00	0.818
Tom Niedenfuer, R ERA: 2.12	(12, 1)	2.0	L	11	5	2	2	0	0	1	0	0	0	0	10	14	9.00	2.500

PITCHER		IP	WLS	BF	H	R	ER	SO	BB	IBB	HBP	BLK	WP	HR	S	P	ERA	WHIP

New York Mets @ Los Angeles Dodgers

Dodger Stadium, Los Angeles, CA

Fri Sep 06 1985, 7:05 PM PDT

Att. 51,868 - Unknown

TOP

livebaseballscorecards.com

AB	46
R	2
H	11
RBI	2
BB	4
SO	5
LOB	16

WP: 0 PB: 0 SB: 0 CS: 0

PA: 50

Batter	1	2	3	4	5	6	7	8	9	10	11	12	13	AB	R	H	RBI	BB	SO	LOB
Mariano Duncan, R (1, 6) OBP: 0.282, SLG: 0.334	K		F7			L4		F9			6-3 S 1B		K	6	0	1	0	0	2	4
Ken Landreaux, L (1, 8) OBP: 0.308, SLG: 0.414	K			K			F4		1-3		6-3		K	5	0	0	0	0	2	1
Candy Maldonado, R (13, PH) OBP: 0.276, SLG: 0.321														1	0	0	0	0	1	1
Mike Marshall, R (1, 9) OBP: 0.326, SLG: 0.451	F9			K			K		E5 CS		6-3		BB 1B	6	0	1	0	0	2	1
Pedro Guerrero, R (1, 7) OBP: 0.426, SLG: 0.600		6-3		K			2B		K			1B	BB	5	0	2	0	1	2	1
Bill Madlock, R (1, 5) OBP: 0.332, SLG: 0.394		S 1B			G4-6-3 1B		F3			SH1-4 1B		1B	F3	6	0	4	0	0	0	4
Mike Scioscia, L (1, 2) OBP: 0.406, SLG: 0.408		F8			G4-6-3			FC1-5 1B		SH1-4		F1		3	0	1	0	0	0	2
Reggie Williams, R (8, PR) Steve Yeager, R (9, 2) OBP: 0.244, SLG: 0.236														0	0	0	0	0	0	0
														1	0	0	0	0	0	2
Greg Brock, L (1, 3) OBP: 0.326, SLG: 0.429								FC6-4 FC1-5 1B		G6-4-3 IBB		K		3	0	1	0	1	2	1
Enos Cabell, R (12, PH) OBP: 0.313, SLG: 0.333	K		K											1	0	0	0	0	1	2
(13, 3)																				
Steve Sax, R (1, 4) OBP: 0.336, SLG: 0.296			1-3			F3		FC1-5 FC6-4		G6-4-3		F7		3	0	0	0	0	0	2
Terry Whitfield, L (10, PH) OBP: 0.301, SLG: 0.438														1	0	0	0	0	0	2
Bob Bailor, R (11, 4) OBP: 0.259, SLG: 0.279			1-3			K		FC6-4			3-1		BB 1B BB	1	0	0	0	0	0	2
Fernando Valenzuela, L (1, 1) OBP: 0.190, SLG: 0.217														3	0	0	0	0	1	2
Len Matuszek, L (11, PH) OBP: 0.259, SLG: 0.317														1	0	0	0	0	0	0
Tom Niedenfuer, R (12, 1) OBP: 0.111, SLG: 0.111														0	0	0	0	0	0	0
Bill Russell, R (13, PH) OBP: 0.335, SLG: 0.303														0	0	0	0	1	0	0
Inning Stats	R: 0 H: 0 E: 0 LOB: 0 K: 2 BB: 0 S: 7 P: 7	R: 0 H: 1 E: 0 LOB: 1 K: 1 BB: 0 S: 6 P: 6	R: 0 H: 0 E: 0 LOB: 0 K: 0 BB: 0 S: 3 P: 3	R: 0 H: 0 E: 0 LOB: 0 K: 3 BB: 0 S: 9 P: 9	R: 0 H: 1 E: 0 LOB: 0 K: 1 BB: 0 S: 5 P: 5	R: 0 H: 0 E: 0 LOB: 0 K: 1 BB: 0 S: 5 P: 5	R: 0 H: 1 E: 0 LOB: 1 K: 1 BB: 0 S: 6 P: 6	R: 0 H: 2 E: 0 LOB: 3 K: 0 BB: 0 S: 5 P: 5	R: 0 H: 0 E: 1 LOB: 1 K: 1 BB: 0 S: 5 P: 5	R: 0 H: 1 E: 0 LOB: 1 K: 0 BB: 1 S: 3 P: 7	R: 0 H: 1 E: 0 LOB: 1 K: 0 BB: 0 S: 4 P: 4	R: 0 H: 2 E: 0 LOB: 2 K: 1 BB: 0 S: 7 P: 7	R: 0 H: 1 E: 0 LOB: 3 K: 2 BB: 2 S: 8 P: 16	1B: 9 SF: 0 2B: 2 SAC: 1 3B: 0 DP: 3 HR: 0 HBP: 0		WP: 0 PA: 50 PB: 0 SB: 2 CS: 1				

PITCHER		IP	WLS	BF	H	R	ER	SO	BB	IBB	HBP	BLK	WP	HR	S	P	ERA	WHIP
Dwight Gooden, R ERA: 1.74	(1, 1)	9.0		31	5	0	0	10	0	0	0	0	0	0	51	51	0.00	0.556
Roger McDowell, R ERA: 2.95	(10, 1)	2.0		8	2	0	0	0	0	1	0	0	0	0	7	11	0.00	1.000
Terry Leach, R ERA: 2.58	(12, 1)	0.1		3	2	0	0	0	0	0	0	0	0	0	3	3	0.00	6.000
Jesse Orosco, L ERA: 2.6	(12, 1)	1.2	W	8	1	0	0	3	2	0	0	0	0	0	12	20	0.00	1.800

PITCHER	IP	WLS	BF	H	R	ER	SO	BB	IBB	HBP	BLK	WP	HR	S	P	ERA	WHIP

BOTTOM

New York Mets @ Los Angeles Dodgers

Dodger Stadium, Los Angeles, CA

Fri Sep 06 1985, 7:05 PM PDT

Att. 51,868 - Unknown

livebaseballscorecards.com

AB	46
R	0
H	10
RBI	0
BB	3
SO	13
LOB	27

Batter	1	2	3	4	5	6	7	8	9	AB	R	H	RBI	BB	SO	LOB
Wally Backman, S (1, 4) OBP: 0.333, SLG: 0.357	F8	1B		HBP	K			1B		4	0	2	1	0	1	3
Tom Paciorek, R (1, 9) OBP: 0.311, SLG: 0.316	E SF9 1B	K		6-3		F8		F7		4	1	1	0	0	1	2
Rusty Staub, L (8, PH) OBP: 0.396, SLG: 0.410										1	0	0	0	0	0	1
Larry Bowa, S (8, 6) OBP: 0.276, SLG: 0.307										0	0	0	0	0	0	0
Keith Hernandez, L (1, 3) OBP: 0.371, SLG: 0.421	E6 SF9 1B		4-3		1B SF8 1B	K		F4		5	2	1	0	0	1	2
Gary Carter, R (1, 2) OBP: 0.369, SLG: 0.489	SF9		BB		SF8 1B 1B	F5			F7	3	1	1	1	1	0	0
Darryl Strawberry, L (1, 8) OBP: 0.389, SLG: 0.563 (8, 9)	1B 1B		FC6-4 1B		S 1B 1B		K		HR	5	1	4	2	0	1	0
George Foster, R (1, 7) OBP: 0.325, SLG: 0.444	1B		F2		SF8		F8		F6	4	0	1	1	0	0	2
Ray Knight, R (1, 5) OBP: 0.245, SLG: 0.335	F3		FC6-4 1-2f		S 1B		1-4-3		K	4	0	1	1	0	0	4
Roger McDowell, R (7, 1) OBP: 0.267, SLG: 0.286										0	0	0	0	0	0	0
Doug Sisk, R (7, 1)										0	0	0	0	0	0	0
Tom Gorman, L (8, 1)										0	0	0	0	0	0	0
Danny Heep, L (9, PH) OBP: 0.336, SLG: 0.421										1	0	0	0	0	1	0
Terry Leach, R (9, 1) OBP: 0.222, SLG: 0.333										0	0	0	0	0	0	0
Rafael Santana, R (1, 6) OBP: 0.290, SLG: 0.297		F9		6-3	IBB			3-1 1B 2B		2	0	0	0	1	0	0
Lenny Dykstra, L (8, PH) OBP: 0.335, SLG: 0.333										1	1	1	0	0	0	0
(8, 8)																
Ed Lynch, R (1, 1) OBP: 0.137, SLG: 0.083		4-3		2-3	K			3-1		3	0	0	0	0	1	3
Howard Johnson, S (7, 5) OBP: 0.305, SLG: 0.377										1	0	0	0	0	0	1
Inning Stats	R: 2 E: 1 K: 0 S: 7 H: 3 LOB: 2 BB: 0 P: 7	R: 0 E: 0 K: 1 S: 6 H: 1 LOB: 1 BB: 0 P: 6	R: 0 E: 0 K: 0 S: 4 H: 1 LOB: 2 BB: 1 P: 8	R: 0 E: 0 K: 0 S: 3 H: 0 LOB: 1 BB: 0 P: 4	R: 2 E: 0 K: 2 S: 11 H: 4 LOB: 3 BB: 1 P: 15	R: 0 E: 0 K: 1 S: 5 H: 0 LOB: 0 BB: 0 P: 5	R: 0 E: 0 K: 1 S: 5 H: 0 LOB: 0 BB: 0 P: 5	R: 1 E: 0 K: 0 S: 5 H: 2 LOB: 1 BB: 0 P: 5	R: 1 E: 0 K: 1 S: 6 H: 1 LOB: 0 BB: 0 P: 6	1B: 10 2B: 1 3B: 0 HR: 1	SF: 2 SAC: 0 DP: 0 HBP: 1					

TOP

New York Mets @ Los Angeles Dodgers

Dodger Stadium, Los Angeles, CA

Sat Sep 07 1985, 3:33 AM PDT

Att. 44,444 - Unknown

livebaseballscorecards.com

AB	38
R	6
H	12
RBI	6
BB	2
SO	6
LOB	18

WP: 0 PB: 0 SB: 3 CS: 0 PA: 43

PITCHER		IP	WLS	BF	H	R	ER	SO	BB	IBB	HBP	BLK	WP	HR	S	P	ERA	WHIP
Jerry Reuss, L ERA: 2.89	(1, 1)	5.0		28	9	4	2	3	1	1	1	0	0	0	31	40	3.60	2.000
Ken Howell, R ERA: 2.9	(6, 1)	2.0		6	0	0	0	2	0	0	0	0	0	0	10	10	0.00	0.000
Tom Niedenfuer, R ERA: 2.27	(8, 1)	2.0	W	9	3	2	2	1	0	0	0	0	0	1	11	11	9.00	1.500

PITCHER	IP	WLS	BF	H	R	ER	SO	BB	IBB	HBP	BLK	WP	HR	S	P	ERA	WHIP

BOTTOM

New York Mets @ Los Angeles Dodgers

Dodger Stadium, Los Angeles, CA

Sat Sep 07 1985, 3:33 AM PDT

Att. 44,444 - Unknown

Batter	1	2	3	4	5	6	7	8	9	AB	R	H	RBI	BB	SO	LOB
Mariano Duncan, R (1, 6) OBP: 0.280, SLG: 0.332	4-3			1-3		K	1-H 1B		1-2 K	3	0	0	0	0	1	0
Dave Anderson, R (7, 6) OBP: 0.316, SLG: 0.301										2	0	1	1	0	1	1
Ken Landreaux, L (1, 8) OBP: 0.307, SLG: 0.410	K			K		4-3	6-3		1B IBB	4	0	0	0	1	2	1
Mike Marshall, R (1, 7) OBP: 0.326, SLG: 0.458	F9			5-3		HR		4-3	1-2 1B 2-H	5	1	2	2	0	0	0
Pedro Guerrero, R (1, 9) OBP: 0.425, SLG: 0.597		F4			K	5-3		1B 1B		4	0	1	0	0	1	0
Bill Madlock, R (1, 5) OBP: 0.331, SLG: 0.393		F8			F7		S 2B 1B	F4		4	1	1	0	0	0	1
Mike Scioscia, L (1, 2) OBP: 0.410, SLG: 0.415		F9			HR 1B		WP 1-H 1B 2B	FC6-4 1-2 1B		4	2	3	1	0	0	0
Greg Brock, L (1, 3) OBP: 0.326, SLG: 0.436			4-3		HR 1-H		K	FC6-4 1-2f		3	1	1	2	0	1	1
Enos Cabell, R (8, PH) (9, 3) OBP: 0.312, SLG: 0.332										1	0	0	0	0	0	2
Steve Sax, R (1, 4) OBP: 0.339, SLG: 0.299			G1-6-3 1B		1B		F3		F3	3	0	2	0	0	0	1
Bob Bailor, R (9, 4) OBP: 0.257, SLG: 0.276									1B	1	0	0	0	0	0	0
Jerry Reuss, L (1, 1) OBP: 0.169, SLG: 0.143			G1-6-3 1-2f		K		1B 2-H 1B		S 1B 1B	1	0	0	0	0	0	1
Terry Whitfield, L (5, PH) OBP: 0.286, SLG: 0.433										1	0	0	0	0	1	1
Ken Howell, R (6, 1)										0	0	0	0	0	0	0
Len Matuszek, L (7, PH) OBP: 0.262, SLG: 0.321										1	0	1	1	0	0	0
Reggie Williams, R (7, PR)										0	1	0	0	0	0	0
Tom Niedenfuer, R (8, 1) OBP: 0.111, SLG: 0.111										0	0	0	0	0	0	0
Franklin Stubbs, L (9, PH) OBP: 0.500, SLG: 0.500										1	0	1	0	0	0	0
Jose Gonzalez, R (9, PR)										0	1	0	0	0	0	0
Inning Stats	R: 0 E: 0 K: 1 S: 5 H: 0 LOB: 0 BB: 0 P: 5	R: 0 E: 0 K: 0 S: 3 H: 0 LOB: 0 BB: 0 P: 3	R: 0 E: 0 K: 0 S: 3 H: 1 LOB: 0 BB: 0 P: 3	R: 0 E: 0 K: 1 S: 5 H: 0 LOB: 0 BB: 0 P: 5	R: 2 E: 0 K: 2 S: 10 H: 3 LOB: 1 BB: 0 P: 10	R: 1 E: 0 K: 1 S: 6 H: 1 LOB: 0 BB: 0 P: 6	R: 3 E: 0 K: 1 S: 9 H: 4 LOB: 1 BB: 0 P: 9	R: 0 E: 0 K: 0 S: 5 H: 2 LOB: 2 BB: 0 P: 5	R: 1 E: 0 K: 1 S: 6 H: 2 LOB: 2 BB: 1 P: 10	1B: 10 2B: 1 3B: 0 HR: 2 SF: 0 SAC: 0 DP: 1 HBP: 0	WP: 1 PB: 0 SB: 2 CS: 0 PA: 39					

PITCHER		IP	WLS	BF	H	R	ER	SO	BB	IBB	HBP	BLK	WP	HR	S	P	ERA	WHIP
Ed Lynch, R ERA: 3.09	(1, 1)	6.0		22	5	3	3	5	0	0	0	0	0	2	32	32	4.50	0.833
Roger McDowell, R ERA: 3.2	(7, 1)	0.2		5	3	3	3	1	0	0	0	0	1	0	7	7	40.50	4.500
Doug Sisk, R ERA: 5.53	(7, 1)	1.0		6	3	0	0	0	0	0	0	0	0	0	6	6	0.00	3.000
Tom Gorman, L ERA: 5.04	(8, 1)	0.1		1	0	0	0	0	0	0	0	0	0	0	1	1	0.00	0.000
Terry Leach, R ERA: 2.77	(9, 1)	0.2	L	5	2	1	1	1	0	1	0	0	0	0	6	10	13.50	3.000

PITCHER	IP	WLS	BF	H	R	ER	SO	BB	IBB	HBP	BLK	WP	HR	S	P	ERA	WHIP

livebaseballscorecards.com

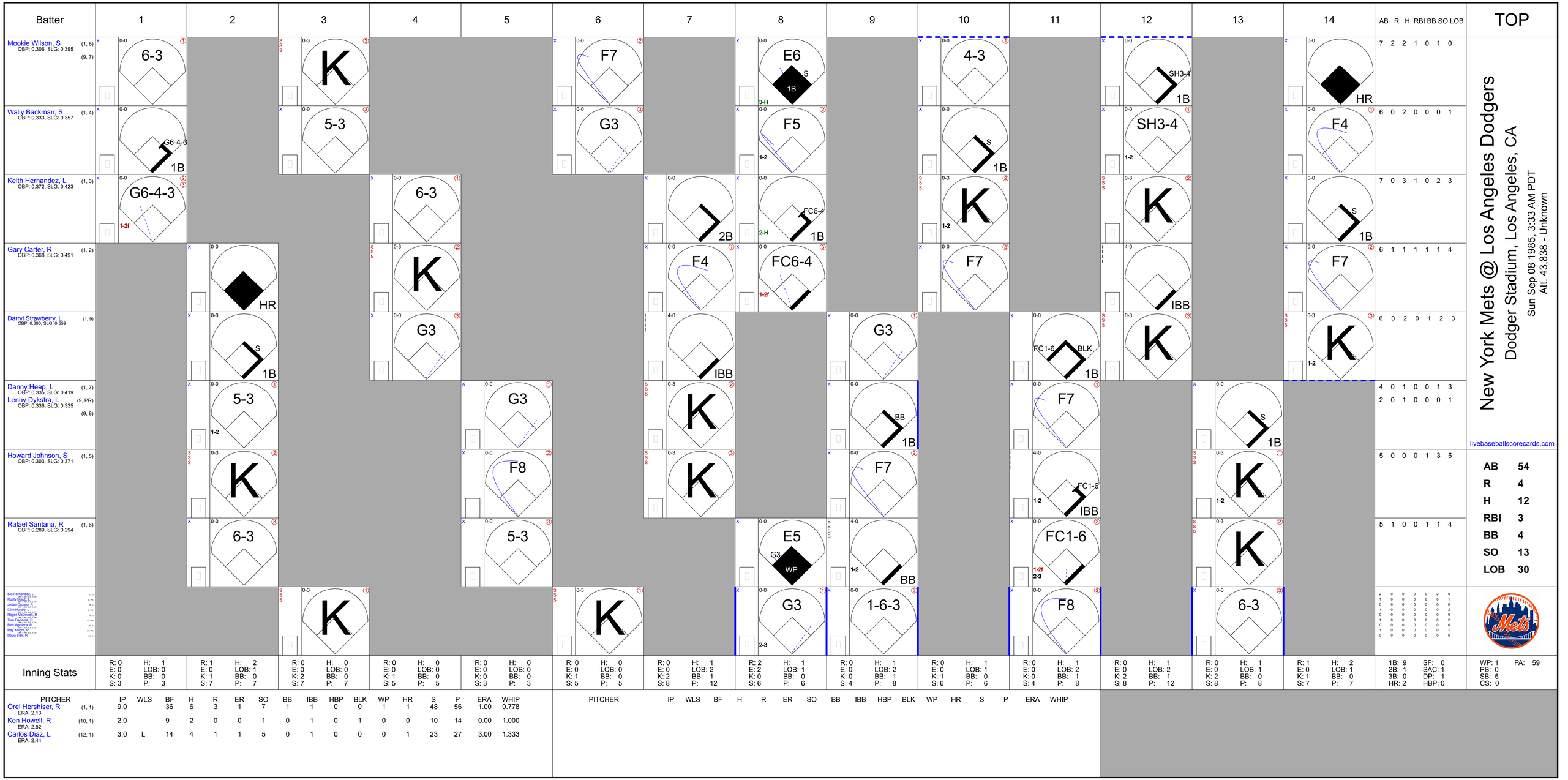
Batter
1
2
3
4
5
6
7
8
9
10
11
12
13
14
AB R H RBI BB SO LOB
TOP
Mookie Wilson, S (1, 8) (9, 7)
OBP: 0.306, SLG: 0.395
6-3
G6-4-3
1B
7 2 2 1 0 1 0
Wally Backman, S (1, 4)
OBP: 0.333, SLG: 0.357
5-3
F7
G3
E6
S
3-H
F5
1-2
4-3
S
SH3-4
HR
F4
6 0 2 0 0 0 1
Keith Hernandez, L (1, 3)
OBP: 0.372, SLG: 0.423
G6-4-3
1-2f
6-3
2B
FC6-4
2-H
K
S
7 0 3 1 0 2 3
Gary Carter, R (1, 2)
OBP: 0.368, SLG: 0.491
HR
K
F4
FC6-4
1-2f
F7
IBB
6 1 1 1 1 1 4
Darryl Strawberry, L (1, 9)
OBP: 0.390, SLG: 0.559
S
G3
IBB
FC1-6
BLK
6 0 2 0 1 2 3
Danny Heep, L (1, 7)
OBP: 0.335, SLG: 0.419
Lenny Dykstra, L (9, PR) (9, 8)
OBP: 0.336, SLG: 0.335
5-3
G3
F8
BB
F7
S
4 0 1 0 0 1 3
2 0 1 0 0 0 1
Howard Johnson, S (1, 5)
OBP: 0.303, SLG: 0.371
K
F7
FC1-6
IBB
5 0 0 0 1 3 5
Rafael Santana, R (1, 6)
OBP: 0.289, SLG: 0.294
6-3
5-3
E5
G3
WP
1-6-3
FC1-6
F8
6-3
5 1 0 0 1 1 4
Sid Fernandez, L
Rusty Staub, LH
Jesse Orosco, R
Clint Hurdle, L
Roger McDowell, R
Tom Paciorek, R
Rick Aguilera, R
Ray Knight, R
Doug Sisk, R
livebaseballscorecards.com
New York Mets @ Los Angeles Dodgers
Dodger Stadium, Los Angeles, CA
Sun Sep 08 1985, 3:33 AM PDT
Att. 43,838 - Unknown
AB 54
R 4
H 12
RBI 3
BB 4
SO 13
LOB 30
Inning Stats
R: 0 H: 1 E: 0 LOB: 0 K: 0 BB: 0 S: 3 P: 3
R: 1 H: 2 E: 0 LOB: 1 K: 1 BB: 0 S: 7 P: 7
R: 0 H: 0 E: 0 LOB: 0 K: 2 BB: 0 S: 7 P: 7
R: 0 H: 0 E: 0 LOB: 0 K: 1 BB: 0 S: 5 P: 7
R: 0 H: 0 E: 0 LOB: 0 K: 3 BB: 0 S: 3 P: 3
R: 0 H: 0 E: 0 LOB: 0 K: 1 BB: 0 S: 5 P: 5
R: 0 H: 1 E: 0 LOB: 2 K: 2 BB: 1 S: 8 P: 12
R: 2 H: 1 E: 2 LOB: 1 K: 0 BB: 0 S: 6 P: 6
R: 0 H: 1 E: 0 LOB: 2 K: 0 BB: 1 S: 4 P: 8
R: 0 H: 1 E: 0 LOB: 1 K: 1 BB: 0 S: 6 P: 6
R: 0 H: 1 E: 0 LOB: 2 K: 0 BB: 1 S: 4 P: 8
R: 0 H: 1 E: 0 LOB: 2 K: 2 BB: 1 S: 8 P: 12
R: 0 H: 1 E: 0 LOB: 1 K: 2 BB: 0 S: 8 P: 8
R: 1 H: 2 E: 0 LOB: 1 K: 1 BB: 0 S: 7 P: 7
1B: 9 SF: 0 2B: 1 SAC: 1 3B: 0 DP: 1 HR: 2 HBP: 0
WP: 1 PA: 59 PB: 0 SB: 5 CS: 0
PITCHER IP WLS BF H R ER SO BB IBB HBP BLK WP HR S P ERA WHIP
Orel Hershiser, R (1, 1) ERA: 2.13 9.0 36 6 3 1 7 1 1 0 0 1 1 48 56 1.00 0.778
Ken Howell, R (10, 1) ERA: 2.82 2.0 9 2 0 0 1 0 1 0 1 0 0 10 14 0.00 1.000
Carlos Diaz, L (12, 1) ERA: 2.44 3.0 L 14 4 1 1 5 0 1 0 0 0 1 23 27 3.00 1.333
PITCHER IP WLS BF H R ER SO BB IBB HBP BLK WP HR S P ERA WHIP

New York Mets @ Los Angeles Dodgers

Dodger Stadium, Los Angeles, CA

Sun Sep 08 1985, 3:33 AM PDT

Att. 43,838 - Unknown

livebaseballscorecards.com

BOTTOM

Batter	1	2	3	4	5	6	7	8	9	10	11	12	13	14	AB	R	H	RBI	BB	SO	LOB
Mariano Duncan, R (1, 6) OBP: 0.280, SLG: 0.330	F6		K		SF7 3-H			HR BB		F7		F4			2	1	0	1	1	1	0
Terry Whitfield, L (10, PH) OBP: 0.286, SLG: 0.429															1	0	0	0	0	0	0
Bob Bailor, R (11, 5) OBP: 0.255, SLG: 0.274															1	0	0	0	0	0	0
(12, 4)																					
Bill Russell, R (1, 7) OBP: 0.333, SLG: 0.308	4-3 2B	F6	F6		F6			F7		F8		K			4	0	1	0	0	0	2
Reggie Williams, R (9, 7)															0	0	0	0	0	0	0
Ken Landreaux, L (10, PH) OBP: 0.305, SLG: 0.408															2	0	0	0	0	1	0
(11, 8)																					
Enos Cabell, R (1, 3) OBP: 0.309, SLG: 0.328	4-3 2-3		1B		F5			K		6-3			4-3		6	0	1	0	0	1	3
(12, 5)																					
Mike Marshall, R (1, 9) OBP: 0.327, SLG: 0.463	F7		F6			5-3		1-H HR			SH1-4 1B		4-3		6	1	2	2	0	0	2
Bill Madlock, R (1, 5) OBP: 0.332, SLG: 0.392		S BB		F6		F7		BB			SH1-4 1-2		K		1	0	0	0	1	0	0
Dave Anderson, R (5, 5)															2	0	0	0	1	1	0
OBP: 0.316, SLG: 0.298 (11, 6)																					
Candy Maldonado, R (1, 8) OBP: 0.270, SLG: 0.314		K 1-2		F6		K		1-3			K			3-1	4	0	0	0	0	2	2
(11, 7)															1	0	0	0	0	1	1
Franklin Stubbs, L (11, PH) OBP: 0.333, SLG: 0.333															0	0	0	0	0	0	0
Carlos Diaz, R (12, 1)															1	0	0	0	0	0	0
Stu Pederson, L (14, PH)																					
Steve Yeager, R (1, 2) OBP: 0.226, SLG: 0.230		F3		F8			F3		F5		IBB			4-3	3	0	0	0	0	0	1
Len Matuszek, L (9, PH) OBP: 0.261, SLG: 0.319															1	0	0	0	0	0	0
Ken Howell, R (10, 1)															0	0	0	0	0	0	0
Jay Johnstone, L (11, PH) OBP: 0.273, SLG: 0.300															0	0	0	0	1	0	0
Jose Gonzalez, R (11, PR)															0	0	0	0	0	0	0
(12, 7)																					
Ralph Bryant, L (14, PH)															1	0	0	0	0	0	0
Steve Sax, R (1, 4) OBP: 0.340, SLG: 0.299		BB			E4 1B S SF7		F9		G4-3 1B		K			4-3	3	1	1	0	1	0	0
Greg Brock, L (11, PH) OBP: 0.325, SLG: 0.434															2	0	0	0	0	1	2
(12, 3)																					
Orel Hershiser, R (1, 1) OBP: 0.200, SLG: 0.177		K			1-3 1B		K		G4-3 1-2f			F3			3	0	1	0	0	2	2
Mike Scioscia, L (9, PH) OBP: 0.408, SLG: 0.412															2	0	0	0	0	0	1
(10, 2)																					
Inning Stats	R: 0 E: 0 K: 0 S: 4 H: 1 LOB: 1 BB: 0 P: 4	R: 0 E: 0 K: 2 S: 7 H: 0 LOB: 2 BB: 2 P: 15	R: 0 E: 0 K: 1 S: 6 H: 1 LOB: 1 BB: 0 P: 6	R: 0 E: 0 K: 0 S: 3 H: 0 LOB: 0 BB: 0 P: 3	R: 1 E: 1 K: 0 S: 5 H: 1 LOB: 1 BB: 0 P: 5	R: 0 E: 0 K: 1 S: 5 H: 0 LOB: 0 BB: 0 P: 5	R: 0 E: 0 K: 1 S: 5 H: 0 LOB: 0 BB: 0 P: 5	R: 2 E: 0 K: 1 S: 6 H: 1 LOB: 1 BB: 2 P: 14	R: 0 E: 0 K: 0 S: 3 H: 1 LOB: 0 BB: 0 P: 3	R: 0 E: 0 K: 0 S: 3 H: 0 LOB: 0 BB: 0 P: 3	R: 0 E: 0 K: 2 S: 8 H: 1 LOB: 2 BB: 1 P: 12	R: 0 E: 0 K: 1 S: 5 H: 0 LOB: 0 BB: 0 P: 5	R: 0 E: 0 K: 1 S: 5 H: 0 LOB: 0 BB: 0 P: 5	R: 0 E: 0 K: 0 S: 3 H: 0 LOB: 0 BB: 0 P: 3						

PITCHER		IP	WLS	BF	H	R	ER	SO	BB	IBB	HBP	BLK	WP	HR	S	P	ERA	WHIP
Sid Fernandez, L ERA: 2.69	(1, 1)	7.0		27	3	1	0	5	2	0	0	0	0	0	35	43	0.00	0.714
Jesse Orosco, L ERA: 2.84	(8, 1)	1.0		6	1	2	2	1	2	0	0	0	0	1	6	14	18.00	3.000
Roger McDowell, R ERA: 3.14	(9, 1)	2.0		6	1	0	0	0	0	0	0	0	0	0	6	6	0.00	0.500
Rick Aguilera, R ERA: 3.25	(11, 1)	2.0		8	1	0	0	3	0	1	0	0	0	0	13	17	0.00	0.500
Doug Sisk, R ERA: 5.37	(13, 1)	2.0	W	6	0	0	0	1	0	0	0	0	0	0	8	8	0.00	0.000

PITCHER	IP	WLS	BF	H	R	ER	SO	BB	IBB	HBP	BLK	WP	HR	S	P	ERA	WHIP

AB	46
R	3
H	6
RBI	3
BB	5
SO	10
LOB	16

1B: 4	SF: 1	WP: 0	PA: 53
2B: 1	SAC: 1	PB: 0	
3B: 0	DP: 1	SB: 2	
HR: 1	HBP: 0	CS: 0	

Batter	1	2	3	4	5	6	7	8	9	AB	R	H	RBI	BB	SO	LOB
Vince Coleman, S (1, 7) OBP: 0.323, SLG: 0.351	K		G3 2-3		S 2-H 1B		4-3 1-3 3-H 2B		F6	5	0	2	2	0	1	1
Willie McGee, S (1, 8) OBP: 0.386, SLG: 0.517	G3		F4		BBBB FC4 1-2 BB		4-3 2-3 3-H		1-3	4	0	0	1	1	0	2
Tom Herr, S (1, 4) OBP: 0.385, SLG: 0.419	HR			E6	FC4 1-2f		F9			4	1	1	1	0	0	3
Darrell Porter, L (1, 2) OBP: 0.316, SLG: 0.410	K			K		F6		1-3		4	0	0	0	0	2	1
Andy Van Slyke, L (1, 9) OBP: 0.337, SLG: 0.453		4-3		F6		K		G3 E 1B		4	0	1	0	0	1	1
Terry Pendleton, S (1, 5) OBP: 0.267, SLG: 0.287		4-3		1-3		F8		E2 G3 1-2		4	0	0	0	0	0	2
Mike Jorgensen, L (1, 3) OBP: 0.400, SLG: 0.280		K			K		BBBB FC3-6 2B BB	G3 1-2 2-3		3	1	0	0	1	2	2
Ozzie Smith, S (1, 6) OBP: 0.334, SLG: 0.344			F8		1B 2B		BBBBB FC3-6 1-2 BB	4-3		3	1	1	0	1	0	2
Danny Cox, R (1, 1) OBP: 0.213, SLG: 0.174			E6 G3		K		FC3-6 2B 1-2f 2-3 4-3		6-3	1	0	0	0	0	0	0
Curt Ford, L (5, PH) OBP: 0.429, SLG: 0.333										1	0	0	0	0	1	1
Ricky Horton, L (5, 1)										0	0	0	0	0	0	0
Steve Braun, L (7, PH) OBP: 0.333, SLG: 0.357										1	0	0	0	0	0	2
Tom Lawless, R (7, PR) OBP: 0.228, SLG: 0.208										0	1	0	0	0	0	0
Ken Dayley, L (7, 1) OBP: 0.250, SLG: 0.250										0	0	0	0	0	0	0
Cesar Cedeno, R (9, PH) OBP: 0.316, SLG: 0.376										1	0	0	0	0	0	0
Inning Stats	R: 1 E: 0 K: 2 S: 8 H: 1 LOB: 0 BB: 0 P: 8	R: 0 E: 0 K: 1 S: 5 H: 0 LOB: 0 BB: 0 P: 5	R: 0 E: 1 K: 0 S: 4 H: 0 LOB: 1 BB: 0 P: 4	R: 0 E: 1 K: 1 S: 6 H: 0 LOB: 1 BB: 0 P: 6	R: 1 E: 0 K: 2 S: 9 H: 2 LOB: 2 BB: 1 P: 13	R: 0 E: 0 K: 1 S: 5 H: 0 LOB: 0 BB: 0 P: 5	R: 2 E: 0 K: 0 S: 4 H: 1 LOB: 1 BB: 2 P: 12	R: 0 E: 1 K: 0 S: 5 H: 1 LOB: 2 BB: 0 P: 5	R: 0 E: 0 K: 0 S: 3 H: 0 LOB: 0 BB: 0 P: 3	1B: 2 2B: 2 3B: 0 HR: 1 SF: 0 SAC: 0 DP: 0 HBP: 0						

TOP

St. Louis Cardinals @ New York Mets

Shea Stadium, Flushing, NY

Tue Sep 10 1985, 7:05 PM EDT

Att. 50,195 - Unknown

livebaseballscorecards.com

AB	35
R	4
H	5
RBI	4
BB	3
SO	7
LOB	17

WP: 0 PB: 0 SB: 1 CS: 0 PA: 38

PITCHER		IP	WLS	BF	H	R	ER	SO	BB	IBB	HBP	BLK	WP	HR	S	P	ERA	WHIP
Ron Darling, R ERA: 2.75	(1, 1)	6.1	W	28	4	4	4	7	3	0	0	0	0	1	39	51	5.68	1.105
Roger McDowell, R ERA: 3.06	(7, 1)	2.2	S	10	1	0	0	0	0	0	0	0	0	0	10	10	0.00	0.375

PITCHER	IP	WLS	BF	H	R	ER	SO	BB	IBB	HBP	BLK	WP	HR	S	P	ERA	WHIP

Batter	1	2	3	4	5	6	7	8	9	AB	R	H	RBI	BB	SO	LOB
Mookie Wilson, S (1, 8) OBP: 0.306, SLG: 0.392	0-0 1B 1B 1B	0-0 F6 ②		0-0 F9 ③			0-0 1-3 ③			4	1	1	0	0	0	2
Wally Backman, S (1, 4) OBP: 0.333, SLG: 0.354	0-0 F8 ①	0-0 F8 ③			BBBB 4-0 CS BB			SSS 0-3 K ①		3	0	0	0	1	1	1
Keith Hernandez, L (1, 3) OBP: 0.371, SLG: 0.421	0-0 HBP 5-3 HR 1-H 1B		SSS 0-3 K ①		0-0 F9 ①② 1-2			0-0 6-3 ②		4	1	1	1	0	1	1
Gary Carter, R (1, 2) OBP: 0.365, SLG: 0.487	0-0 5-3 ② 1-2		0-0 6-3 ②		0-0 5-3 ③			0-0 6-3 ③		4	0	0	0	0	0	1
Darryl Strawberry, L (1, 9) OBP: 0.389, SLG: 0.555	III 4-0 HBP HR IBB		0-0 4-3 ③			0-0 F8 ①				2	1	0	0	1	0	0
George Foster, R (1, 7) OBP: 0.327, SLG: 0.444	H 1-0 HR 1-2 2-3 HBP			0-0 SH1-4 1B 1B		0-0 F3 ②				2	1	1	0	0	0	0
Howard Johnson, S (1, 5) OBP: 0.303, SLG: 0.380 Roger McDowell, R (7, 1) OBP: 0.267, SLG: 0.286	0-0 HR 1-H 2-H 3-H			0-0 F4 ①		0-0 F2 ③				3 0	1 0	1 0	4 0	0 0	0 0	1 0
Rafael Santana, R (1, 6) OBP: 0.289, SLG: 0.294	0-0 6-3 ③			0-0 SH1-4 1-2 1B			0-0 1-3 ①			3	0	1	0	0	0	0
Ron Darling, R (1, 1) OBP: 0.188, SLG: 0.235 Ray Knight, R (7, 5) OBP: 0.243, SLG: 0.332		SSS 0-3 K ①		0-0 SH1-4 ② 1-2 2-3			SSS 0-3 K ②			1 1	0 0	0 0	0 0	0 0	1 1	0 0
Inning Stats	R: 5 E: 0 K: 0 S: 6 H: 3 LOB: 0 BB: 1 P: 11	R: 0 E: 0 K: 1 S: 5 H: 0 LOB: 0 BB: 0 P: 5	R: 0 E: 0 K: 1 S: 5 H: 0 LOB: 0 BB: 0 P: 5	R: 0 E: 0 K: 0 S: 5 H: 2 LOB: 2 BB: 0 P: 5	R: 0 E: 0 K: 0 S: 2 H: 0 LOB: 0 BB: 1 P: 6	R: 0 E: 0 K: 0 S: 3 H: 0 LOB: 0 BB: 0 P: 3	R: 0 E: 0 K: 1 S: 5 H: 0 LOB: 0 BB: 0 P: 5	R: 0 E: 0 K: 1 S: 5 H: 0 LOB: 0 BB: 0 P: 5		1B: 4 2B: 0 3B: 0 HR: 1	SF: 0 SAC: 1 DP: 0 HBP: 1			WP: 0 PB: 0 SB: 0 CS: 1	PA: 31	

PITCHER		IP	WLS	BF	H	R	ER	SO	BB	IBB	HBP	BLK	WP	HR	S	P	ERA	WHIP
Danny Cox, R ERA: 2.94	(1, 1)	4.0	L	19	5	5	5	2	0	1	1	0	0	1	21	26	11.25	1.250
Ricky Horton, L ERA: 2.96	(5, 1)	2.0		6	0	0	0	0	1	0	0	0	0	0	5	9	0.00	0.500
Ken Dayley, L ERA: 2.53	(7, 1)	2.0		6	0	0	0	2	0	0	0	0	0	0	10	10	0.00	0.000

PITCHER	IP	WLS	BF	H	R	ER	SO	BB	IBB	HBP	BLK	WP	HR	S	P	ERA	WHIP

BOTTOM

St. Louis Cardinals @ New York Mets

Shea Stadium, Flushing, NY

Tue Sep 10 1985, 7:05 PM EDT

Att. 50,195 - Unknown

livebaseballscorecards.com

AB	27
R	5
H	5
RBI	5
BB	2
SO	4
LOB	6

Batter	1	2	3	4	5	6	7	8	9	10	AB	R	H	RBI	BB	SO	LOB
Vince Coleman, S (1, 7) OBP: 0.322, SLG: 0.351	1-3			F5		5-3		2B 1-3 2-3		K2-3-2 1-1	5	0	1	0	0	1	1
Willie McGee, S (1, 8) OBP: 0.388, SLG: 0.518	P6-3 1B			S 1B			K 1B	IBB			3	0	2	0	1	1	0
Tom Herr, S (1, 4) OBP: 0.384, SLG: 0.417	P6-3 1-2f			K			1B 1B	F5			4	0	1	0	0	1	5
Andy Van Slyke, L (1, 9) OBP: 0.333, SLG: 0.448		K		K 1-2			F9		4-3		4	0	0	0	0	2	2
Terry Pendleton, S (1, 5) OBP: 0.267, SLG: 0.287		6-3			F5		1B 1-2		4-3		4	0	1	0	0	0	0
Darrell Porter, L (1, 2) OBP: 0.311, SLG: 0.401		G3			3-1		F9		K		4	0	0	0	0	1	2
Mike Jorgensen, L (1, 3) OBP: 0.398, SLG: 0.274			K		K			FC3-5 BB BB		HR	2	0	0	0	1	2	0
Cesar Cedeno, R (8, PR) OBP: 0.318, SLG: 0.391 (8, 3)											1	1	1	1	0	0	0
Ozzie Smith, S (1, 6) OBP: 0.335, SLG: 0.343		F7				F9		CS FC3-5 1-2 BB		K2-3-2 BB	2	0	0	0	2	0	0
John Tudor, L (1, 1) OBP: 0.186, SLG: 0.232		F7				4-3		FC3-5 2B 1-2 2-3f		K	4	0	0	0	0	1	3
Inning Stats	R: 0 H: 1 E: 0 LOB: 0 K: 0 BB: 0 S: 3 P: 3	R: 0 H: 0 E: 0 LOB: 0 K: 1 BB: 0 S: 5 P: 5	R: 0 H: 0 E: 0 LOB: 0 K: 1 BB: 0 S: 5 P: 5	R: 0 H: 1 E: 0 LOB: 1 K: 2 BB: 0 S: 8 P: 8	R: 0 H: 0 E: 0 LOB: 0 K: 1 BB: 0 S: 5 P: 5	R: 0 H: 0 E: 0 LOB: 0 K: 0 BB: 0 S: 3 P: 3	R: 0 H: 2 E: 0 LOB: 2 K: 1 BB: 0 S: 7 P: 7	R: 0 H: 1 E: 0 LOB: 3 K: 0 BB: 3 S: 3 P: 15	R: 0 H: 0 E: 0 LOB: 0 K: 1 BB: 0 S: 5 P: 5	R: 1 H: 1 E: 0 LOB: 1 K: 2 BB: 1 S: 7 P: 11	1B: 4 SF: 0 2B: 3 SAC: 0 3B: 0 DP: 2 HR: 1 HBP: 0						

PITCHER		IP	WLS	BF	H	R	ER	SO	BB	IBB	HBP	BLK	WP	HR	S	P	ERA	WHIP
Dwight Gooden, R ERA: 1.68	(1, 1)	9.0		33	5	0	0	7	2	1	0	0	0	0	44	56	0.00	0.778
Jesse Orosco, L ERA: 2.93	(10, 1)	1.0	L	4	1	1	1	2	1	0	0	0	0	1	7	11	9.00	2.000

PITCHER	IP	WLS	BF	H	R	ER	SO	BB	IBB	HBP	BLK	WP	HR	S	P	ERA	WHIP

TOP

St. Louis Cardinals @ New York Mets

Shea Stadium, Flushing, NY

Wed Sep 11 1985, 7:05 PM EDT

Att. 52,616 - Unknown

livebaseballscorecards.com

AB	33
R	1
H	6
RBI	1
BB	4
SO	9
LOB	13

WP: 0	PA: 37		
PB: 0			
SB: 1			
CS: 1			

Batter	1	2	3	4	5	6	7	8	9	10	AB	R	H	RBI	BB	SO	LOB
Mookie Wilson, S (1, 8) OBP: 0.301, SLG: 0.386	F9			F6		K 1-2			5-3		4	0	0	0	0	1	1
Wally Backman, S (1, 4) OBP: 0.334, SLG: 0.354	K			FC6-4 BB			F8			L4-3 1B	3	0	1	0	1	1	0
Keith Hernandez, L (1, 3) OBP: 0.369, SLG: 0.418	4-3			FC6-4 1-2f			F7			L4-3 1-2	4	0	0	0	0	0	2
Gary Carter, R (1, 2) OBP: 0.364, SLG: 0.484 Lenny Dykstra, L (10, PR) OBP: 0.336, SLG: 0.335		F9		K			F2			BB	3 0	0 0	0 0	0 0	1 0	1 0	1 0
Darryl Strawberry, L (1, 9) OBP: 0.388, SLG: 0.551		K			F8			G5-4-3 1B		K	4	0	1	0	0	2	1
George Foster, R (1, 7) OBP: 0.325, SLG: 0.440		F6			5-3			G5-4-3 1-2f			3	0	0	0	0	0	1
Ray Knight, R (1, 5) OBP: 0.240, SLG: 0.328			F8		4-3			F8			3	0	0	0	0	0	0
Rafael Santana, R (1, 6) OBP: 0.289, SLG: 0.295			G1-4-3			K 1B			F3		3	0	1	0	0	0	0
Dwight Gooden, R (1, 1) OBP: 0.238, SLG: 0.203 Tom Paciorek, R (9, PH) OBP: 0.309, SLG: 0.313 Jesse Orosco, R (10, 1) OBP: 0.400, SLG: 0.400			K			K				F8	2 1 0	0 0 0	0 0 0	0 0 0	0 0 0	2 0 0	1 0 0
Inning Stats	R: 0 H: 0 E: 0 LOB: 0 K: 1 BB: 0 S: 5 P: 5	R: 0 H: 0 E: 0 LOB: 0 K: 1 BB: 0 S: 5 P: 5	R: 0 H: 0 E: 0 LOB: 0 K: 1 BB: 0 S: 5 P: 5	R: 0 H: 0 E: 0 LOB: 1 K: 1 BB: 1 S: 5 P: 9	R: 0 H: 0 E: 0 LOB: 0 K: 0 BB: 0 S: 3 P: 3	R: 0 H: 1 E: 0 LOB: 0 K: 2 BB: 0 S: 7 P: 7	R: 0 H: 0 E: 0 LOB: 0 K: 0 BB: 0 S: 3 P: 3	R: 0 H: 1 E: 0 LOB: 0 K: 0 BB: 0 S: 3 P: 3	R: 0 H: 0 E: 0 LOB: 0 K: 0 BB: 0 S: 3 P: 3	R: 0 H: 1 E: 0 LOB: 1 K: 1 BB: 1 S: 5 P: 9	1B: 3 SF: 0 2B: 1 SAC: 0 3B: 0 DP: 2 HR: 0 HBP: 0						

PITCHER	IP	WLS	BF	H	R	ER	SO	BB	IBB	HBP	BLK	WP	HR	S	P	ERA	WHIP
John Tudor, L (1, 1) ERA: 1.87	10.0	W	32	3	0	0	7	2	0	0	0	0	0	44	52	0.00	0.500

PITCHER	IP	WLS	BF	H	R	ER	SO	BB	IBB	HBP	BLK	WP	HR	S	P	ERA	WHIP

BOTTOM

St. Louis Cardinals @ New York Mets

Shea Stadium, Flushing, NY

Wed Sep 11 1985, 7:05 PM EDT

Att. 52,616 - Unknown

livebaseballscorecards.com

AB	30
R	0
H	3
RBI	0
BB	2
SO	7
LOB	7

WP: 0 PA: 32
PB: 0
SB: 0
CS: 0

Batter	1	2	3	4	5	6	7	8	9	AB	R	H	RBI	BB	SO	LOB
Vince Coleman, S (1, 8) OBP: 0.320, SLG: 0.348	F8		K	4-3			G3		5-3	5	0	0	0	0	1	3
Willie McGee, S (1, 7) OBP: 0.390, SLG: 0.524	F8		1-2 2-H 2B 1B		5-3		BB 1B		HR	5	2	3	2	0	0	0
Tom Herr, S (1, 4) OBP: 0.384, SLG: 0.418	L5		1-H 2-H 2B		4-3		BBBB 4-0 FC5-4 1-2 BB		F8	4	0	1	2	1	0	0
Andy Van Slyke, L (1, 9) OBP: 0.333, SLG: 0.446		F6	F6		1B		FC5-4 1-2f		1B	4	0	1	0	0	0	3
Ken Dayley, L (7, 1) OBP: 0.400, SLG: 0.400										1	0	1	0	0	0	0
Terry Pendleton, S (1, 5) OBP: 0.265, SLG: 0.284		F9		4-3	F8			6-3	K	5	0	0	0	0	1	2
Cesar Cedeno, R (1, 3) OBP: 0.318, SLG: 0.391										0	0	0	0	0	0	0
Mike Jorgensen, L (2, PH) OBP: 0.402, SLG: 0.287 (2, 3)		K		BBBB 4-0 1B 2B BB		3-1		1B 2B		3	1	1	0	1	1	0
Tom Lawless, R (8, PR) OBP: 0.228, SLG: 0.208										0	0	0	0	0	0	0
Randy Hunt, R (8, 2) OBP: 0.188, SLG: 0.188										0	0	0	0	0	0	0
Ozzie Smith, S (1, 6) OBP: 0.339, SLG: 0.346			K	1-2 2B 1B		G1-6-3 1B		2-3 S 1B		4	1	3	0	0	1	0
Tom Nieto, R (1, 2) OBP: 0.299, SLG: 0.278			1B 1B 1B	1-H 2-H 2B		1-2f G1-6-3		BBBB 4-0 1-2 G6-3 BB		3	1	2	2	0	0	1
Darrell Porter, L (8, PH) OBP: 0.311, SLG: 0.401										0	0	0	0	0	0	0
Tito Landrum, R (8, PH) OBP: 0.365, SLG: 0.468 (8, 9)										0	0	0	0	1	0	0
Joaquin Andujar, S (1, 1) OBP: 0.167, SLG: 0.141										0	0	0	0	0	0	0
Ricky Horton, L (2, 1)										0	0	0	0	0	0	0
Curt Ford, L (3, PH) OBP: 0.500, SLG: 0.429										1	1	1	0	0	0	0
Pat Perry, L (3, 1)										1	0	0	0	0	0	1
Steve Braun, L (7, PH) OBP: 0.328, SLG: 0.351 (7, 9)										1	0	0	0	0	0	0
Brian Harper, R (8, PH) OBP: 0.319, SLG: 0.378 (8, 3)			1-2 1B 2B 1B	F7			F9	G6-3 1-2f		1	0	0	0	0	0	3
Inning Stats	R: 0 E: 0 K: 0 S: 3 H: 0 LOB: 0 BB: 0 P: 3	R: 0 E: 0 K: 1 S: 5 H: 0 LOB: 0 BB: 0 P: 5	R: 3 E: 0 K: 2 S: 11 H: 4 LOB: 0 BB: 0 P: 11	R: 2 E: 0 K: 0 S: 5 H: 2 LOB: 1 BB: 1 P: 9	R: 0 E: 0 K: 0 S: 4 H: 1 LOB: 1 BB: 0 P: 4	R: 0 E: 0 K: 0 S: 3 H: 1 LOB: 0 BB: 0 P: 3	R: 0 E: 0 K: 0 S: 4 H: 1 LOB: 2 BB: 1 P: 8	R: 0 E: 0 K: 0 S: 4 H: 2 LOB: 2 BB: 1 P: 8	R: 1 E: 0 K: 1 S: 7 H: 2 LOB: 1 BB: 0 P: 7	1B: 9 2B: 3 3B: 0 HR: 1	SF: 0 SAC: 0 DP: 2 HBP: 0						

TOP

St. Louis Cardinals @ New York Mets

Shea Stadium, Flushing, NY

Thu Sep 12 1985, 3:33 AM EDT

Att. 46,295 - Unknown

livebaseballscorecards.com

AB	38
R	6
H	13
RBI	6
BB	3
SO	4
LOB	13

WP: 0 PB: 0 SB: 1 CS: 0 PA: 41

PITCHER		IP	WLS	BF	H	R	ER	SO	BB	IBB	HBP	BLK	WP	HR	S	P	ERA	WHIP
Ed Lynch, R ERA: 3.25	(1, 1)	5.0		23	7	5	5	3	1	0	0	0	0	0	28	32	9.00	1.600
Doug Sisk, R ERA: 5.23	(6, 1)	2.0		8	2	0	0	0	1	0	0	0	0	0	7	11	0.00	1.500
Roger McDowell, R ERA: 3.05	(8, 1)	0.1		3	2	0	0	0	0	0	0	0	0	0	3	3	0.00	6.000
Jesse Orosco, L ERA: 2.99	(8, 1)	1.2	W	7	2	1	1	1	1	0	0	0	0	1	8	12	5.40	1.800

PITCHER	IP	WLS	BF	H	R	ER	SO	BB	IBB	HBP	BLK	WP	HR	S	P	ERA	WHIP

BOTTOM

St. Louis Cardinals @ New York Mets

Shea Stadium, Flushing, NY

Thu Sep 12 1985, 3:33 AM EDT

Att. 46,295 - Unknown

Batter	1	2	3	4	5	6	7	8	9	AB	R	H	RBI	BB	SO	LOB
Mookie Wilson, S (1, 8) (9, 7) OBP: 0.310, SLG: 0.392	BBBB 4-0 1B G6-4-3 BB	x 0-0 2B 1B	x 0-0 ③ 5-3			x 0-0 1-2 1B			x 0-0 SH1 1B 1B	4	3	3	0	1	0	0
Wally Backman, S (1, 4) OBP: 0.335, SLG: 0.358	x 0-0 G6-4-3 1-3 1B	x 0-0 BB HBP 1-H 2B		x 0-0 ① 5-3		x 0-0 ② F8			x 0-0 ① SH1 1-2	4	1	2	1	0	0	2
Keith Hernandez, L (1, 3) OBP: 0.367, SLG: 0.416	x 0-0 ① ② G6-4-3 1-2f 3-H	x 0-0 ② 1-3		x 0-0 ② 6-3		x 0-0 ③ F8			x 0-0 2-H 1B	5	0	1	1	0	0	4
Gary Carter, R (1, 2) OBP: 0.365, SLG: 0.483	x 0-0 2B 1B	IIII 4-0 HBP BB IBB		x 0-0 ③ F6			x 0-0 ① 6-3			3	1	1	0	1	0	0
Darryl Strawberry, L (1, 9) OBP: 0.392, SLG: 0.554	x 0-0 1-H 2B 2B	BBBB 4-0 HBP 1-2 2-3 BB			x 0-0 ① F6		BBBB 4-0 G5-4-3 BB			2	1	1	1	2	0	0
Danny Heep, L (1, 7) OBP: 0.338, SLG: 0.423	x 0-0 2-H 2B 2B	H 1-0 1-2 2-3 3-H HBP			x 0-0 ② 5-3		x 0-0 ② ③ G5-4-3 1-2f			2	1	1	2	0	0	0
Doug Sisk, R (6, 1)										0	0	0	0	0	0	0
Ray Knight, R (7, PH) OBP: 0.239, SLG: 0.326										1	0	0	0	0	0	1
Roger McDowell, R (8, 1) OBP: 0.267, SLG: 0.286										0	0	0	0	0	0	0
Jesse Orosco, R (8, 1) OBP: 0.400, SLG: 0.400										0	0	0	0	0	0	0
Howard Johnson, S (1, 5) OBP: 0.303, SLG: 0.381	x 0-0 2-H 2B	x 0-0 ③ F8			SSS 0-3 ③ K			SSS 0-3 ① K		4	0	1	1	0	2	3
Rafael Santana, R (1, 6) OBP: 0.287, SLG: 0.292	x 0-0 ③ 5-3		x 0-0 ① F9			SSS 0-3 ① K		x 0-0 ② 5-3		4	0	0	0	0	1	1
Ed Lynch, R (1, 1) OBP: 0.132, SLG: 0.080		x 0-0 ① G3	SSS 0-3 ② K			x 0-0 1B 1B		x 0-0 ③ 5-3		2	0	0	0	0	1	0
Tom Paciorek, R (6, 7) OBP: 0.310, SLG: 0.315										2	0	1	0	0	0	0
Lenny Dykstra, L (9, 8) OBP: 0.336, SLG: 0.335										0	0	0	0	0	0	0
Inning Stats	R: 4 E: 0 K: 0 S: 7 H: 5 LOB: 1 BB: 1 P: 11	R: 2 E: 0 K: 0 S: 5 H: 2 LOB: 3 BB: 2 P: 14	R: 0 E: 0 K: 1 S: 5 H: 0 LOB: 0 BB: 0 P: 5	R: 0 E: 0 K: 0 S: 3 H: 0 LOB: 0 BB: 0 P: 3	R: 0 E: 0 K: 1 S: 5 H: 0 LOB: 0 BB: 0 P: 5	R: 0 E: 0 K: 1 S: 7 H: 2 LOB: 2 BB: 0 P: 7	R: 0 E: 0 K: 0 S: 2 H: 0 LOB: 0 BB: 1 P: 6	R: 0 E: 0 K: 1 S: 5 H: 0 LOB: 0 BB: 0 P: 5	R: 1 E: 0 K: 0 S: 3 H: 2 LOB: 1 BB: 0 P: 3	1B: 7 2B: 4 3B: 0 HR: 0	SF: 0 SAC: 1 DP: 2 HBP: 1						

livebaseballscorecards.com

AB	33	
R	7	
H	11	
RBI	6	
BB	4	
SO	4	
LOB	11	

PITCHER		IP	WLS	BF	H	R	ER	SO	BB	IBB	HBP	BLK	WP	HR	S	P	ERA	WHIP
Joaquin Andujar, R ERA: 3.21	(1, 1)	1.1		11	7	6	6	0	1	0	0	0	0	0	10	14	40.50	6.000
Ricky Horton, L ERA: 2.93	(2, 1)	0.2		5	0	0	0	0	1	1	1	0	0	0	2	11	0.00	1.500
Pat Perry, L ERA:	(3, 1)	4.0		14	2	0	0	3	0	0	0	0	0	0	20	20	0.00	0.500
Ken Dayley, L ERA: 2.58	(7, 1)	2.1	L	9	2	1	1	1	1	0	0	0	0	0	10	14	3.86	1.286

PITCHER	IP	WLS	BF	H	R	ER	SO	BB	IBB	HBP	BLK	WP	HR	S	P	ERA	WHIP

Batter	1	2	3	4	5	6	7	8	9	AB	R	H	RBI	BB	SO	LOB
Lenny Dykstra, L (1, 8) OBP: 0.335, SLG: 0.338	F7		3-1		2B			F7		4	0	1	0	0	0	1
Wally Backman, S (1, 4) OBP: 0.335, SLG: 0.355	K			FC4-6 1B BB BB	6-3			6-3		3	1	0	0	1	1	1
Keith Hernandez, L (1, 3) OBP: 0.368, SLG: 0.415	6-3			FC4-6 1B 1-2 BB		1B		F7		3	0	1	0	1	0	0
Darryl Strawberry, L (1, 9) OBP: 0.390, SLG: 0.549		G4-6-3 BB		F7		F7			K	3	0	0	0	1	1	3
Danny Heep, L (1, 7) OBP: 0.338, SLG: 0.422		F8		FC4-6 1-2 2-3 1B		F8			F3	3	0	1	0	0	0	2
Tom Paciorek, R (9, PH) OBP: 0.309, SLG: 0.313										1	0	0	0	0	0	0
Howard Johnson, S (1, 5) OBP: 0.302, SLG: 0.380		G4-6-3 1-2f		FC4-6 1-2f 2-3 3-H		4-3			1B	4	0	1	1	0	0	4
Clint Hurdle, L (1, 2) OBP: 0.319, SLG: 0.363			K	K			E3 G1-4-3		F7	3	0	0	0	0	2	2
Billy Beane, R (7, PR)										0	0	0	0	0	0	0
Ronn Reynolds, R (7, 2) OBP: 0.250, SLG: 0.282										1	0	0	0	0	0	1
Rafael Santana, R (1, 6) OBP: 0.285, SLG: 0.290			E5 SH5-4		5-3		G1-4-3 1-2f			3	0	0	0	0	0	1
Rick Aguilera, R (1, 1) OBP: 0.345, SLG: 0.393			SH5-4 1-2		G3		4-3			1	0	0	0	0	0	0
Mookie Wilson, S (7, PH) OBP: 0.309, SLG: 0.390										1	0	0	0	0	0	1
Doug Sisk, R (7, 1)										0	0	0	0	0	0	0
Wes Gardner, R (7, 1)										0	0	0	0	0	0	0

TOP

New York Mets @ Montreal Expos

Olympic Stadium, Montreal, QB

Fri Sep 13 1985, 7:05 PM EDT

Unknown

livebaseballscorecards.com

AB	30
R	1
H	4
RBI	1
BB	3
SO	4
LOB	16

Inning Stats	1	2	3	4	5	6	7	8	9
	R: 0 E: 0 K: 1 S: 5	H: 0 LOB: 0 BB: 0 P: 5	R: 0 E: 0 K: 0 S: 2	H: 0 LOB: 0 BB: 1 P: 6	R: 0 E: 1 K: 1 S: 6	H: 0 LOB: 1 BB: 0 P: 6	R: 1 E: 0 K: 1 S: 6	H: 1 LOB: 2 BB: 2 P: 14	R: 0 E: 0 K: 0 S: 4	H: 1 LOB: 1 BB: 0 P: 4	R: 0 E: 0 K: 0 S: 4	H: 1 LOB: 1 BB: 0 P: 4	R: 0 E: 1 K: 0 S: 3	H: 0 LOB: 1 BB: 0 P: 3	R: 0 E: 0 K: 0 S: 3	H: 0 LOB: 0 BB: 0 P: 3	R: 0 E: 0 K: 1 S: 6	H: 1 LOB: 1 BB: 0 P: 6

1B: 3 SF: 0
2B: 1 SAC: 1
3B: 0 DP: 2
HR: 0 HBP: 0

WP: 0 PA: 34
PB: 0
SB: 0
CS: 0

PITCHER	IP	WLS	BF	H	R	ER	SO	BB	IBB	HBP	BLK	WP	HR	S	P	ERA	WHIP
Bryn Smith, R (1, 1) ERA: 2.81	7.0	W	27	3	1	1	3	3	0	0	0	0	0	30	42	1.29	0.857
Gary Lucas, L (8, 1) ERA: 3.28	2.0		7	1	0	0	1	0	0	0	0	0	0	9	9	0.00	0.500

PITCHER	IP	WLS	BF	H	R	ER	SO	BB	IBB	HBP	BLK	WP	HR	S	P	ERA	WHIP

Batter	1	2	3	4	5	6	7	8	9	AB	R	H	RBI	BB	SO	LOB
Tim Raines, S (1, 7) OBP: 0.387, SLG: 0.452	F8		F8		K		2B BB	3B		4	1	1	0	1	1	1
Vance Law, R (1, 4) OBP: 0.361, SLG: 0.403	F9		F8		F7		FC8-6-5 1-H 2B	6-3		5	0	1	1	0	0	2
Andre Dawson, R (1, 9) OBP: 0.295, SLG: 0.412	5-3		F9			F6	BB FC8-6-5 BB			3	0	0	0	1	0	0
Herm Winningham, L (7, PR) OBP: 0.304, SLG: 0.339 (8, 8)										0	0	0	0	0	0	0
Hubie Brooks, R (1, 6) OBP: 0.307, SLG: 0.400		2B 2B 1B		F8		6-3	K			4	1	1	0	0	1	2
Terry Francona, L (1, 3) OBP: 0.314, SLG: 0.377		1-3 2B 2B		F6		1B 1B 1B	FC8-6-5 BB 1-2 2-3f			4	2	2	0	0	0	2
Tim Wallach, R (1, 5) OBP: 0.314, SLG: 0.440		S E 2-H 3-H 2B				1B 1-2 1B	BB 1-2 2-3 BB			3	1	3	2	1	0	0
Mitch Webster, S (1, 8) (8, 9) OBP: 0.312, SLG: 0.471		S CS BB		F8		BB 1-3 2-H 1B	K			3	0	1	1	1	1	4
Mike O'Berry, R (1, 2) OBP: 0.400, SLG: 0.250		K 2-H			SH3-4	BB 1-2 BB		5-3		3	0	1	0	1	1	1
Bryn Smith, R (1, 1) OBP: 0.243, SLG: 0.269		K 1-H			SH3-4 1-2	F4		K		2	0	0	0	0	1	4
Gary Lucas, L (8, 1)										1	0	0	0	0	1	0
Inning Stats	R: 0 E: 0 K: 0 S: 3 H: 0 LOB: 0 BB: 0 P: 3	R: 3 E: 1 K: 2 S: 9 H: 3 LOB: 0 BB: 1 P: 13	R: 0 E: 0 K: 0 S: 3 H: 0 LOB: 0 BB: 0 P: 3	R: 0 E: 0 K: 0 S: 4 H: 1 LOB: 1 BB: 0 P: 4	R: 0 E: 0 K: 1 S: 6 H: 1 LOB: 1 BB: 0 P: 6	R: 1 E: 0 K: 0 S: 6 H: 3 LOB: 3 BB: 1 P: 10	R: 1 E: 0 K: 2 S: 8 H: 1 LOB: 3 BB: 3 P: 20	R: 0 E: 0 K: 1 S: 6 H: 1 LOB: 1 BB: 0 P: 6		1B: 6 2B: 3 3B: 1 HR: 0 SF: 0 SAC: 1 DP: 0 HBP: 0						

PITCHER		IP	WLS	BF	H	R	ER	SO	BB	IBB	HBP	BLK	WP	HR	S	P	ERA	WHIP
Rick Aguilera, R ERA: 3.33	(1, 1)	6.0	L	27	8	4	3	3	2	0	0	0	0	0	31	39	4.50	1.667
Doug Sisk, R ERA: 5.3	(7, 1)	0.2		6	1	1	1	1	3	0	0	0	0	0	5	17	13.50	6.000
Wes Gardner, R ERA: 12.46	(7, 1)	1.1		5	1	0	0	2	0	0	0	0	0	0	9	9	0.00	0.750

PITCHER	IP	WLS	BF	H	R	ER	SO	BB	IBB	HBP	BLK	WP	HR	S	P	ERA	WHIP

BOTTOM

New York Mets @ Montreal Expos

Olympic Stadium, Montreal, QB

Fri Sep 13 1985, 7:05 PM EDT

Unknown

livebaseballscorecards.com

AB	32
R	5
H	10
RBI	4
BB	5
SO	6
LOB	16

WP: 0 PB: 0 SB: 3 CS: 1 PA: 38

Batter	1	2	3	4	5	6	7	8	9	AB	R	H	RBI	BB	SO	LOB
Mookie Wilson, S (1, 8) OBP: 0.317, SLG: 0.406	4-3 S 1B		3B		G6-4-3 1B		S 1B BB	1-2 2-3 1B		3	0	3	0	0	0	0
Lenny Dykstra, L (7, PH) OBP: 0.340, SLG: 0.341										1	1	1	0	1	0	0
(7, 8)																
Ron Gardenhire, R (1, 4) OBP: 0.351, SLG: 0.207	K ①		4-3 ②		G6-4-3 ①② 1-2f		1B 1B BB	K ③		3	0	0	0	0	1	3
Wally Backman, S (7, PH) OBP: 0.335, SLG: 0.354							1-2			1	1	0	0	1	1	3
(7, 4)																
Keith Hernandez, L (1, 3) OBP: 0.368, SLG: 0.415	4-3 ② 1-3		6-3 ③		F8 ③		1-2 2-H 1B		HR 1B	5	1	2	1	0	0	2
Gary Carter, R (1, 2) OBP: 0.369, SLG: 0.492	FC6-4 BB			FC1-5 1B 1B		F7 ①	1-2 2-H 1B		1-H HR	4	1	3	3	1	0	0
George Foster, R (1, 7) OBP: 0.326, SLG: 0.448	FC6-4 ③ 1-2f			1-2 2B FC1-5 1B		HR	F3 ③		K ①	5	2	2	1	0	1	4
Tom Paciorek, R (1, 9) OBP: 0.307, SLG: 0.311		K ①		FC1-5 ① 1-2 2-3f 2B		G6-4-3 1B		6-3 ①	5-3 ②	5	1	1	0	0	1	2
Ray Knight, R (1, 5) OBP: 0.236, SLG: 0.322		G3 ②		K ②		G6-4-3 ②③ 1-2f		5-3 ②	F7 ③	3	0	0	0	0	1	3
Roger McDowell, R (6, 1) OBP: 0.235, SLG: 0.250										2	0	0	0	0	0	0
Larry Bowa, S (1, 6) OBP: 0.280, SLG: 0.312		F9 ③		1-H 2-H 2B			F9 ①	1B BB BB		3	0	1	2	1	0	0
Terry Leach, R (1, 1) OBP: 0.182, SLG: 0.273			K ①	K ③			F7 ②	1-2 1B BB		2	0	0	0	0	2	1
Howard Johnson, S (6, 5) OBP: 0.303, SLG: 0.378										1	0	0	0	1	0	0
Inning Stats	R: 0 E: 0 K: 1 S: 6 H: 1 LOB: 2 BB: 1 P: 10	R: 0 E: 0 K: 1 S: 5 H: 0 LOB: 0 BB: 0 P: 5	R: 0 E: 0 K: 1 S: 6 H: 1 LOB: 1 BB: 0 P: 6	R: 2 E: 0 K: 2 S: 10 H: 3 LOB: 1 BB: 0 P: 10	R: 0 E: 0 K: 0 S: 3 H: 1 LOB: 0 BB: 0 P: 3	R: 1 E: 0 K: 0 S: 4 H: 2 LOB: 0 BB: 0 P: 4	R: 2 E: 0 K: 0 S: 5 H: 2 LOB: 2 BB: 2 P: 13	R: 0 E: 0 K: 1 S: 6 H: 1 LOB: 3 BB: 2 P: 14	R: 2 E: 0 K: 1 S: 7 H: 2 LOB: 0 BB: 0 P: 7	1B: 9 2B: 1 3B: 1 HR: 2 SF: 0 SAC: 0 DP: 2 HBP: 0							

TOP

New York Mets @ Montreal Expos

Olympic Stadium, Montreal, QB

Fri Sep 13 1985, 7:05 PM EDT

Att. 25,524 - Unknown

livebaseballscorecards.com

AB	38
R	7
H	13
RBI	7
BB	5
SO	7
LOB	18

WP: 0 PB: 0 SB: 2 CS: 0 PA: 43

PITCHER		IP	WLS	BF	H	R	ER	SO	BB	IBB	HBP	BLK	WP	HR	S	P	ERA	WHIP
Dan Schatzeder, L ERA: 3.86	(1, 1)	5.1	L	24	8	3	3	5	1	0	0	0	0	1	33	37	5.06	1.688
Randy St. Claire, R ERA: 3.2	(6, 1)	1.1		7	2	2	2	0	2	0	0	0	0	0	5	13	13.50	3.000
Bert Roberge, R ERA: 2.28	(7, 1)	1.1		7	1	0	0	1	2	0	0	0	0	0	7	15	0.00	2.250
Bill Laskey, R ERA: 4.4	(9, 1)	1.0		5	2	2	2	1	0	0	0	0	0	1	7	7	18.00	2.000

PITCHER	IP	WLS	BF	H	R	ER	SO	BB	IBB	HBP	BLK	WP	HR	S	P	ERA	WHIP

BOTTOM

Batter	1	2	3	4	5	6	7	8	9	AB	R	H	RBI	BB	SO	LOB
Tim Raines, S (1, 7) OBP: 0.390, SLG: 0.452	BBBB 4-0 CS BB		BBBB 4-0 BB			x 0-0 4-3 S 2B 1B		x 0-0 ① 4-3 1-2		2	1	1	0	2	0	1
Mitch Webster, S (1, 9) OBP: 0.310, SLG: 0.465	x 0-0 ① 5-3 S 1-2 1B		x 0-0 ③ G3			SSS 0-3 ① K 1-2		x 0-0 ② 4-3 2-3		4	0	1	0	0	1	3
Terry Francona, L (1, 3) OBP: 0.317, SLG: 0.379	x 0-0 ② 5-3 1-3			x 0-0 FC6-4 1B		x 0-0 ② 4-3 2-3		x 0-0 1B 3-H 1B		4	0	2	1	0	0	2
Hubie Brooks, R (1, 6) OBP: 0.308, SLG: 0.403	SSS 0-3 ③ K			x 0-0 ① FC6-4 1-2f		x 0-0 2B 3-H		x 0-0 1B 1-3 1B		4	0	2	1	0	1	2
Tim Wallach, R (1, 5) OBP: 0.312, SLG: 0.436		x 0-0 ① F7		x 0-0 ② F3		SSS 0-3 ③ K		SSS 0-3 ③ K		4	0	0	0	0	2	4
Herm Winningham, L (1, 8) OBP: 0.303, SLG: 0.338		x 0-0 ② L4		x 0-0 ③ F3			x 0-0 FC6-4 1B		x 0-0 E6 G4-6-3	4	0	1	0	0	0	1
U L Washington, S (1, 4) OBP: 0.306, SLG: 0.358		x 0-0 ③ 4-3			SSS 0-3 ① K		x 0-0 ① FC6-4 CS 1-2f		x 0-0 ①② G4-6-3 1-2f	4	0	0	0	0	1	2
Sal Butera, R (1, 2) OBP: 0.290, SLG: 0.289 Razor Shines, S (7, PH) OBP: 0.146, SLG: 0.103 Mike O'Berry, R (8, 2) OBP: 0.400, SLG: 0.250 Scot Thompson, L (9, PH) OBP: 0.259, SLG: 0.277			x 0-0 ① 5-3		x 0-0 ② F5		SSS 0-3 ②③ K 1-2		x 0-0 ③ 4-3	2 1 0 1	0 0 0 0	0 0 0 0	0 0 0 0	0 1 0 0	0 1 0 0	0 1 0 0
Dan Schatzeder, L (1, 1) OBP: 0.192, SLG: 0.320 Randy St. Claire, R (6, 1) OBP: 0.429, SLG: 0.200 Bert Roberge, R (7, 1) Al Newman, S (8, PH) OBP: 0.167, SLG: 0.176 Bill Laskey, R (9, 1) OBP: 0.211, SLG: 0.118			SSS 0-3 ② K		SSS 0-3 ③ K			BBBB 4-0 4-3 4-3 1B BB		2 0 0 0 0	0 0 0 1 0	0 0 0 0 0	0 0 0 0 0	0 0 0 1 0	2 0 0 0 0	0 0 0 0 0
Inning Stats	R: 0 E: 0 K: 1 S: 5 H: 1 LOB: 1 BB: 1 P: 9	R: 0 E: 0 K: 0 S: 3 H: 0 LOB: 0 BB: 0 P: 3	R: 0 E: 0 K: 1 S: 5 H: 0 LOB: 1 BB: 1 P: 9	R: 0 E: 0 K: 0 S: 4 H: 1 LOB: 1 BB: 0 P: 4	R: 0 E: 0 K: 2 S: 7 H: 0 LOB: 0 BB: 0 P: 7	R: 1 E: 0 K: 2 S: 9 H: 2 LOB: 1 BB: 0 P: 9	R: 0 E: 0 K: 1 S: 5 H: 1 LOB: 1 BB: 0 P: 5	R: 1 E: 0 K: 1 S: 7 H: 2 LOB: 2 BB: 1 P: 11	R: 0 E: 1 K: 0 S: 3 H: 0 LOB: 0 BB: 0 P: 3	1B: 6 2B: 2 3B: 0 HR: 0	SF: 0 SAC: 0 DP: 2 HBP: 0						

PITCHER		IP	WLS	BF	H	R	ER	SO	BB	IBB	HBP	BLK	WP	HR	S	P	ERA	WHIP
Terry Leach, R ERA: 2.62	(1, 1)	5.2	W	22	4	1	1	5	2	0	0	0	0	0	30	38	1.59	1.059
Roger McDowell, R ERA: 3.04	(6, 1)	3.1	S	13	3	1	1	3	1	0	0	0	0	0	18	22	2.70	1.200

PITCHER	IP	WLS	BF	H	R	ER	SO	BB	IBB	HBP	BLK	WP	HR	S	P	ERA	WHIP

New York Mets @ Montreal Expos

Olympic Stadium, Montreal, QB

Fri Sep 13 1985, 7:05 PM EDT

Att. 25,524 - Unknown

livebaseballscorecards.com

AB	32
R	2
H	7
RBI	2
BB	3
SO	8
LOB	16

WP: 0 PB: 0 SB: 2 CS: 2 PA: 35

New York Mets @ Montreal Expos

Olympic Stadium, Montreal, QB

Sat Sep 14 1985, 3:33 AM EDT

Att. 20,579 - Unknown

TOP

livebaseballscorecards.com

Batter	1	2	3	4	5	6	7	8	9	AB	R	H	RBI	BB	SO	LOB
Mookie Wilson, S (1, 8) OBP: 0.316, SLG: 0.407	4-3		G3 1B 2B	4-3			K			4	1	1	0	0	1	1
Wally Backman, S (1, 4) OBP: 0.333, SLG: 0.351	K		G3 2-3		G3			5-3		4	0	0	0	0	1	1
Keith Hernandez, L (1, 3) OBP: 0.368, SLG: 0.414	G3		1B 3-H 1B		3-1			K		4	0	1	1	0	1	0
Gary Carter, R (1, 2) OBP: 0.366, SLG: 0.487		6-3	F8		F7			F2		4	0	0	0	0	0	1
Darryl Strawberry, L (1, 9) OBP: 0.391, SLG: 0.547		2B BB B B B	1B 1-2			6-3			F7	3	0	1	0	1	0	0
George Foster, R (1, 7) OBP: 0.325, SLG: 0.448		1-3 2B	F8			4-3			F8	4	0	1	0	0	0	2
Howard Johnson, S (1, 5) OBP: 0.302, SLG: 0.377		K	K			F4			1B	4	0	1	0	0	2	2
Rafael Santana, R (1, 6) OBP: 0.290, SLG: 0.293		FC6-4 IBB	SH3-4 1B				G6-4-3 1B		F8	2	0	2	0	1	0	0
Lenny Dykstra, L (9, PH) OBP: 0.338, SLG: 0.339										1	0	0	0	0	0	1
Sid Fernandez, L (1, 1) OBP: 0.200, SLG: 0.244		FC6-4 1-2f	SH3-4 1-2				G6-4-3 1-2f			1	0	0	0	0	0	3
Calvin Schiraldi, R (5, 1) OBP: 0.125, SLG: 0.125										0	0	0	0	0	0	0
Tom Gorman, L (6, 1)										0	0	0	0	0	0	0
Ray Knight, R (7, PH) OBP: 0.236, SLG: 0.321										1	0	0	0	0	0	1
Wes Gardner, R (7, 1)										0	0	0	0	0	0	0
Inning Stats	R: 0 E: 0 K: 1 S: 5 H: 0 LOB: 0 BB: 0 P: 5	R: 0 E: 0 K: 1 S: 6 H: 1 LOB: 3 BB: 2 P: 14	R: 1 E: 0 K: 0 S: 6 H: 3 LOB: 2 BB: 0 P: 6	R: 0 E: 0 K: 1 S: 6 H: 1 LOB: 1 BB: 0 P: 6	R: 0 E: 0 K: 0 S: 3 H: 0 LOB: 0 BB: 0 P: 3	R: 0 E: 0 K: 0 S: 3 H: 0 LOB: 0 BB: 0 P: 3	R: 0 E: 0 K: 1 S: 5 H: 1 LOB: 0 BB: 0 P: 5	R: 0 E: 0 K: 1 S: 5 H: 0 LOB: 0 BB: 0 P: 5	R: 0 E: 0 K: 0 S: 4 H: 1 LOB: 1 BB: 0 P: 4	1B: 5 2B: 2 3B: 0 HR: 0 SF: 0 SAC: 1 DP: 1 HBP: 0						

AB	32
R	1
H	7
RBI	1
BB	2
SO	5
LOB	12

WP: 0 PB: 0 SB: 0 CS: 0 PA: 35

PITCHER		IP	WLS	BF	H	R	ER	SO	BB	IBB	HBP	BLK	WP	HR	S	P	ERA	WHIP
David Palmer, R ERA: 3.71	(1, 1)	5.0	W	22	5	1	1	3	1	1	0	0	0	0	26	34	1.80	1.200
Tim Burke, R ERA: 2.05	(6, 1)	1.0		3	0	0	0	0	0	0	0	0	0	0	3	3	0.00	0.000
Gary Lucas, L ERA: 3.22	(7, 1)	1.0		3	1	0	0	1	0	0	0	0	0	0	5	5	0.00	1.000
Jeff Reardon, R ERA: 2.92	(8, 1)	2.0	S	7	1	0	0	1	0	0	0	0	0	0	9	9	0.00	0.500

PITCHER	IP	WLS	BF	H	R	ER	SO	BB	IBB	HBP	BLK	WP	HR	S	P	ERA	WHIP

New York Mets @ Montreal Expos

Olympic Stadium, Montreal, QB

Sat Sep 14 1985, 3:33 AM EDT

Att. 20,579 - Unknown

livebaseballscorecards.com

BOTTOM

Batter	1	2	3	4	5	6	7	8	9	AB	R	H	RBI	BB	SO	LOB
Tim Raines, S (1, 7) OBP: 0.392, SLG: 0.455	FC6-4 6-3 2B		E5 SF9 1B		BB 1-3 BB	6-3				3	2	2	0	1	0	2
Vance Law, R (1, 4) OBP: 0.362, SLG: 0.402	FC6-4 BB		SF9 3-H		1-2 BB		G3			1	0	0	1	2	0	0
Andre Dawson, R (1, 9) OBP: 0.292, SLG: 0.408	FC6-4 S 1-2f 2-3		F8		K		4-3			4	0	0	0	0	1	5
Hubie Brooks, R (1, 6) OBP: 0.306, SLG: 0.400	6-3 1-2 3-H			F9	F8		K			4	0	0	1	0	1	4
Tim Wallach, R (1, 5) OBP: 0.313, SLG: 0.441	F8			F4		1B SF8 2B		S E 2B		4	2	2	0	0	0	1
Andres Galarraga, R (1, 3) OBP: 0.207, SLG: 0.115		K		F9		SF8 1B HBP		K 2-H		3	0	0	0	0	2	0
Mitch Webster, S (1, 8) OBP: 0.313, SLG: 0.472		F8			SH1-3 1B 2B	SF8 1-2 2-3 1B		E6 1B		2	1	1	0	0	0	0
Herm Winningham, L (6, 8) OBP: 0.304, SLG: 0.339										2	0	1	0	0	0	0
Sal Butera, R (1, 2) OBP: 0.287, SLG: 0.286		F9			SH1-3 2-3	K		G5-4-3 1-2 1B		1	0	0	0	0	0	0
Scot Thompson, L (6, PH) OBP: 0.259, SLG: 0.277										0	0	0	0	0	0	0
U L Washington, S (6, PH) OBP: 0.304, SLG: 0.356										1	0	0	0	0	1	3
Gary Lucas, L (7, 1)										0	0	0	0	0	0	0
Jeff Reardon, R (8, 1) OBP: 0.286, SLG: 0.286										1	0	1	0	0	0	0
David Palmer, R (1, 1) OBP: 0.091, SLG: 0.121			K		E 3-H 1B	SF8 1-2 2-3 3-H		G5-4-3 1-2f		1	0	0	0	0	1	0
Jim Wohlford, R (5, PH) OBP: 0.295, SLG: 0.287										1	0	1	1	0	0	0
Tim Burke, R (6, 1) OBP: 0.125, SLG: 0.125										0	0	0	0	0	0	0
Mike Fitzgerald, R (6, PH) OBP: 0.297, SLG: 0.288										1	0	0	1	0	0	2
(7, 2)																
Inning Stats	R: 1 E: 0 K: 0 S: 4 H: 1 LOB: 1 BB: 1 P: 8	R: 0 E: 0 K: 1 S: 5 H: 0 LOB: 0 BB: 0 P: 5	R: 1 E: 1 K: 1 S: 6 H: 1 LOB: 0 BB: 0 P: 6	R: 0 E: 0 K: 0 S: 3 H: 0 LOB: 0 BB: 0 P: 3	R: 1 E: 1 K: 1 S: 7 H: 2 LOB: 3 BB: 2 P: 15	R: 1 E: 0 K: 1 S: 7 H: 2 LOB: 2 BB: 0 P: 8	R: 0 E: 0 K: 1 S: 5 H: 0 LOB: 0 BB: 0 P: 5	R: 1 E: 1 K: 1 S: 7 H: 2 LOB: 1 BB: 0 P: 7		1B: 4 2B: 4 3B: 0 HR: 0	SF: 2 SAC: 1 DP: 1 HBP: 1			WP: 0 PB: 0 SB: 2 CS: 0	PA: 36		

	AB	29
	R	5
	H	8
	RBI	4
	BB	3
	SO	6
	LOB	17

PITCHER		IP	WLS	BF	H	R	ER	SO	BB	IBB	HBP	BLK	WP	HR	S	P	ERA	WHIP
Sid Fernandez, L ERA: 2.74	(1, 1)	4.1	L	20	4	3	2	2	3	0	0	0	0	0	21	33	4.15	1.615
Calvin Schiraldi, R ERA: 8.89	(5, 1)	0.2		5	2	1	1	1	0	0	1	0	0	0	6	7	13.50	3.000
Tom Gorman, L ERA: 4.94	(6, 1)	1.0		3	0	0	0	1	0	0	0	0	0	0	5	5	0.00	0.000
Wes Gardner, R ERA: 9.95	(7, 1)	2.0		8	2	1	1	2	0	0	0	0	0	0	12	12	4.50	1.000

PITCHER	IP	WLS	BF	H	R	ER	SO	BB	IBB	HBP	BLK	WP	HR	S	P	ERA	WHIP

Batter	1	2	3	4	5	6	7	8	9	AB	R	H	RBI	BB	SO	LOB
Mookie Wilson, S (1, 8) OBP: 0.321, SLG: 0.430	S 1B 2B	2B		K		L6			HR	5	2	3	1	0	1	1
Wally Backman, S (1, 4) OBP: 0.329, SLG: 0.347	S S S K	F4		S S S K			F7		5-3	5	0	0	0	0	2	2
Keith Hernandez, L (1, 3) OBP: 0.369, SLG: 0.413	B B B B 1B HR BB	5-3		F9			G6-4-3 1B			3	1	1	0	1	0	1
Gary Carter, R (1, 2) OBP: 0.367, SLG: 0.486	1-2 2-H HR 1B	I I I I IBB			5-3		G6-4-3 1-2f			3	1	1	1	1	0	1
Danny Heep, L (1, 9) OBP: 0.337, SLG: 0.431	1-H 2-H HR	F7			F7			F8		4	1	1	3	0	0	2
George Foster, R (1, 7) OBP: 0.322, SLG: 0.444	F6		G1-4-3		S S S K			5-3		4	0	0	0	0	1	0
Howard Johnson, S (1, 5) OBP: 0.305, SLG: 0.387	1B 1B		HR			G3		B3		4	1	2	1	0	0	0
Rafael Santana, R (1, 6) OBP: 0.291, SLG: 0.293	1-2 1B		6-3			B B B B SH3-6-4 BB			6-3	3	0	1	0	1	0	0
Ron Darling, R (1, 1) OBP: 0.183, SLG: 0.229 Jesse Orosco, R (8, 1) OBP: 0.333, SLG: 0.333	5-3		1-3			SH3-6-4 1-2			G3	2 1	0 0	0 0	0 0	0 0	0 0	2 0
Inning Stats	R: 4 E: 0 K: 1 S: 10 H: 5 LOB: 2 BB: 1 P: 14	R: 0 E: 0 K: 0 S: 4 H: 1 LOB: 2 BB: 1 P: 8	R: 1 E: 0 K: 0 S: 4 H: 1 LOB: 0 BB: 0 P: 4	R: 0 E: 0 K: 2 S: 7 H: 0 LOB: 0 BB: 0 P: 7	R: 0 E: 0 K: 1 S: 5 H: 0 LOB: 0 BB: 0 P: 5	R: 0 E: 0 K: 0 S: 3 H: 0 LOB: 1 BB: 1 P: 7	R: 0 E: 0 K: 0 S: 3 H: 1 LOB: 0 BB: 0 P: 3	R: 0 E: 0 K: 0 S: 3 H: 0 LOB: 0 BB: 0 P: 3	R: 1 E: 0 K: 0 S: 4 H: 1 LOB: 0 BB: 0 P: 4	1B: 4 2B: 2 3B: 0 HR: 3 SF: 0 SAC: 1 DP: 1 HBP: 0						

TOP

New York Mets @ Montreal Expos

Olympic Stadium, Montreal, QB

Sun Sep 15 1985, 3:33 AM EDT

Att. 26,588 - Unknown

livebaseballscorecards.com

AB	34
R	6
H	9
RBI	6
BB	3
SO	4
LOB	9

WP: 0 PB: 0 SB: 1 CS: 0 PA: 38

PITCHER		IP	WLS	BF	H	R	ER	SO	BB	IBB	HBP	BLK	WP	HR	S	P	ERA	WHIP
John Dopson, R ERA: 6.94	(1, 1)	0.2	L	8	5	4	4	1	1	0	0	0	0	1	9	13	54.00	9.000
Jack O'Connor, L ERA: 4.96	(1, 1)	1.1		6	1	0	0	0	0	1	0	0	0	0	5	9	0.00	0.750
Randy St. Claire, R ERA: 3.19	(3, 1)	3.0		10	1	1	1	3	0	0	0	0	0	1	16	16	3.00	0.333
Bert Roberge, R ERA: 2.16	(6, 1)	3.0		10	1	0	0	0	1	0	0	0	0	0	9	13	0.00	0.667
Gary Lucas, L ERA: 3.32	(9, 1)	1.0		4	1	1	1	0	0	0	0	0	0	1	4	4	9.00	1.000

PITCHER		IP	WLS	BF	H	R	ER	SO	BB	IBB	HBP	BLK	WP	HR	S	P	ERA	WHIP

Batter	1	2	3	4	5	6	7	8	9	AB	R	H	RBI	BB	SO	LOB
Tim Raines, S (1, 7) OBP: 0.391, SLG: 0.453	BBBB 4-0 4-3 S BB	x 0-0 F6 ③			x 0-0 F7 ②		x 0-0 F8 ③			3	0	0	0	1	0	2
Vance Law, R (1, 4) OBP: 0.362, SLG: 0.400	x 0-0 4-3 ① 1-3		x 0-0 F8 ①		BBBB 4-0 BB			x 0-0 1B 1B		2	0	0	0	1	0	1
Bert Roberge, R (6, 1)										0	0	0	0	0	0	0
Fred Manrique, R (8, PH) OBP: 0.500, SLG: 0.500										1	0	1	0	0	0	0
(9, 4)																
Andre Dawson, R (1, 9) OBP: 0.292, SLG: 0.407	SSS 0-3 K ②		x 0-0 6-3 ②		x 0-0 F9 ③			x 0-0 1B 1-3 1B		4	0	1	0	0	1	2
Hubie Brooks, R (1, 6) OBP: 0.305, SLG: 0.400	x 0-0 5-3 ③		x 0-0 2B			x 0-0 4-3 ①		x 0-0 F2 ①		4	0	1	0	0	0	3
Terry Francona, L (1, 3) OBP: 0.313, SLG: 0.374		x 0-0 4-3 ①	x 0-0 G3 ③			x 0-0 F8 ②		x 0-0 F8 ②		3	0	0	0	0	0	1
Jim Wohlford, R (8, PH) OBP: 0.293, SLG: 0.284										1	0	0	0	0	0	2
Gary Lucas, L (9, 1)										0	0	0	0	0	0	0
Tim Wallach, R (1, 5) OBP: 0.313, SLG: 0.445		x 0-0 F9 ②		x 0-0 4-3 ①		x 0-0 HR		x 0-0 F5 ③		4	1	1	1	0	0	2
Herm Winningham, L (1, 8) OBP: 0.304, SLG: 0.336		BBBB 4-0 BB 1B BB		x 0-0 5-3 ②		x 0-0 B1 ③			x 0-0 F9 ①	3	1	0	0	1	0	0
Mike O'Berry, R (1, 2) OBP: 0.417, SLG: 0.222		BBBB 4-0 1B 1-2 BB		x 0-0 6-3 ③			x 0-0 F8 ①		x 0-0 F4 ②	1	0	0	0	1	0	0
U L Washington, S (7, PH) OBP: 0.303, SLG: 0.354										1	0	0	0	0	0	0
Sal Butera, R (8, 2) OBP: 0.284, SLG: 0.283										1	0	0	0	0	0	0
John Dopson, L (1, 1)		x 0-0 1-2 2-H 1B			x 0-0 F7 ①		x 0-0 F8 ②		x 0-0 F3 ③	0	0	0	0	0	0	0
Jack O'Connor, L (1, 1)										0	0	0	0	0	0	0
Razor Shines, S (2, PH) OBP: 0.167, SLG: 0.125										1	0	1	1	0	0	0
Randy St. Claire, R (3, 1) OBP: 0.429, SLG: 0.200										0	0	0	0	0	0	0
Al Newman, S (5, PH) OBP: 0.150, SLG: 0.158										2	0	0	0	0	0	0
(6, 4)																
Andres Galarraga, R (9, 3) OBP: 0.200, SLG: 0.111										1	0	0	0	0	0	0
Inning Stats	R: 0 E: 0 K: 1 S: 5 H: 0 LOB: 1 BB: 1 P: 9	R: 1 E: 0 K: 0 S: 4 H: 1 LOB: 2 BB: 2 P: 12	R: 0 E: 0 K: 0 S: 4 H: 1 LOB: 1 BB: 0 P: 4	R: 0 E: 0 K: 0 S: 3 H: 0 LOB: 0 BB: 0 P: 3	R: 0 E: 0 K: 0 S: 3 H: 0 LOB: 1 BB: 1 P: 7	R: 1 E: 0 K: 0 S: 4 H: 1 LOB: 0 BB: 0 P: 4	R: 0 E: 0 K: 0 S: 3 H: 0 LOB: 0 BB: 0 P: 3	R: 0 E: 0 K: 0 S: 5 H: 2 LOB: 2 BB: 0 P: 5	R: 0 E: 0 K: 0 S: 3 H: 0 LOB: 0 BB: 0 P: 3	1B: 3 2B: 1 3B: 0 HR: 1	SF: 0 SAC: 0 DP: 0 HBP: 0						

BOTTOM

New York Mets @ Montreal Expos

Olympic Stadium, Montreal, QB

Sun Sep 15 1985, 3:33 AM EDT
Att. 26,588 - Unknown

livebaseballscorecards.com

AB	32
R	2
H	5
RBI	2
BB	4
SO	1
LOB	13

WP: 0 PB: 0 SB: 1 CS: 0 PA: 36

PITCHER		IP	WLS	BF	H	R	ER	SO	BB	IBB	HBP	BLK	WP	HR	S	P	ERA	WHIP
Ron Darling, R ERA: 2.74	(1, 1)	7.1	W	31	5	2	2	1	4	0	0	0	0	1	29	45	2.46	1.227
Jesse Orosco, L ERA: 2.92	(8, 1)	1.2	S	5	0	0	0	0	0	0	0	0	0	0	5	5	0.00	0.000

PITCHER	IP	WLS	BF	H	R	ER	SO	BB	IBB	HBP	BLK	WP	HR	S	P	ERA	WHIP

Batter	1	2	3	4	5	6	7	8	9	AB	R	H	RBI	BB	SO	LOB
Jeff Stone, L (1, 7) OBP: 0.293, SLG: 0.335	K		F7			4-3			G3 1B	4	0	1	0	0	1	1
Juan Samuel, R (1, 4) OBP: 0.297, SLG: 0.437	5-3		K			F9			F7	3	0	0	0	0	1	1
Luis Aguayo, R (6, 4) OBP: 0.384, SLG: 0.444										1	0	0	0	0	0	1
Von Hayes, L (1, 8) OBP: 0.343, SLG: 0.425	G3			F5		4-3			G3 1-2	4	0	0	0	0	0	1
Mike Schmidt, R (1, 3) OBP: 0.373, SLG: 0.532		6-3		2B			K		K	2	0	1	0	0	0	0
Alan Knicely, R (6, 3) OBP: 0.317, SLG: 0.398										2	0	0	0	0	2	1
Glenn Wilson, R (1, 9) OBP: 0.308, SLG: 0.420		5-3		K			K			3	0	0	0	0	2	1
Darren Daulton, L (1, 2) OBP: 0.289, SLG: 0.325		BB		L3			F4			2	0	0	0	1	0	1
Tom Foley, L (1, 6) OBP: 0.275, SLG: 0.305		K			K			F8		3	0	0	0	0	2	1
Rick Schu, R (1, 5) OBP: 0.322, SLG: 0.388			BB		K			F9		2	0	0	0	1	1	0
Kevin Gross, R (1, 1) OBP: 0.186, SLG: 0.246			K		K			F7		1	0	0	0	0	1	1
Rocky Childress, R (4, 1)										0	0	0	0	0	0	0
John Russell, R (5, PH) OBP: 0.294, SLG: 0.412										1	0	0	0	0	1	0
Freddie Toliver, R (5, 1)										0	0	0	0	0	0	0
Dave Rucker, L (6, 1) OBP: 0.571, SLG: 0.667										0	0	0	0	0	0	0
Tim Corcoran, L (8, PH) OBP: 0.296, SLG: 0.249										1	0	0	0	0	0	0
Dave Stewart, R (8, 1)										0	0	0	0	0	0	0
Inning Stats	R: 0 E: 0 K: 1 S: 5	H: 0 LOB: 0 BB: 0 P: 5	R: 0 E: 0 K: 1 S: 5	H: 0 LOB: 1 BB: 1 P: 9	R: 0 E: 0 K: 2 S: 7	H: 0 LOB: 1 BB: 1 P: 11	R: 0 E: 0 K: 1 S: 6	H: 1 LOB: 1 BB: 0 P: 6	R: 0 E: 0 K: 3 S: 9	H: 0 LOB: 0 BB: 0 P: 9	R: 0 E: 0 K: 0 S: 3	H: 0 LOB: 0 BB: 0 P: 3	R: 0 E: 0 K: 2 S: 7	H: 0 LOB: 0 BB: 0 P: 7	R: 0 E: 0 K: 0 S: 3	H: 0 LOB: 0 BB: 0 P: 3	R: 0 E: 0 K: 1 S: 6	H: 1 LOB: 1 BB: 0 P: 6

PITCHER		IP	WLS	BF	H	R	ER	SO	BB	IBB	HBP	BLK	WP	HR	S	P	ERA	WHIP
Dwight Gooden, R ERA: 1.62	(1, 1)	9.0	W	31	2	0	0	11	2	0	0	0	0	0	51	59	0.00	0.444

PITCHER	IP	WLS	BF	H	R	ER	SO	BB	IBB	HBP	BLK	WP	HR	S	P	ERA	WHIP

TOP

Philadelphia Phillies @ New York Mets

Shea Stadium, Flushing, NY

Mon Sep 16 1985, 7:05 PM EDT

Att. 30,606 - Unknown

livebaseballscorecards.com

AB	29
R	0
H	2
RBI	0
BB	2
SO	11
LOB	9

1B: 1 SF: 0
2B: 1 SAC: 0
3B: 0 DP: 0
HR: 0 HBP: 0

WP: 0 PA: 31
PB: 0
SB: 0
CS: 0

BOTTOM

Philadelphia Phillies @ New York Mets

Shea Stadium, Flushing, NY

Mon Sep 16 1985, 7:05 PM EDT

Att. 30,606 - Unknown

Batter	1	2	3	4	5	6	7	8	9	AB	R	H	RBI	BB	SO	LOB
Mookie Wilson, S (1, 8) OBP: 0.327, SLG: 0.443	1B S 1B 1B		FC6-4 1B	1-H 3-H 3B	5-3			G3		4	1	3	2	0	0	1
Lenny Dykstra, L (7, 8) OBP: 0.337, SLG: 0.338										1	0	0	0	0	0	0
Wally Backman, S (1, 4) OBP: 0.328, SLG: 0.346	1B 1-3 1B		FC6-4 S HR 1-2f	G3		4-3		F8		5	1	1	0	0	0	2
Keith Hernandez, L (1, 3) OBP: 0.368, SLG: 0.412	K		HR BB 1-2	4-3		FC6-4 1B				2	1	0	0	1	1	3
Tom Paciorek, R (6, PH) OBP: 0.310, SLG: 0.314										1	0	1	0	0	0	0
(7, 3)																
Gary Carter, R (1, 2) OBP: 0.368, SLG: 0.493	1-3 3-H 1B		1-H 2-H HR		F4	F9				4	1	2	4	0	0	1
Ronn Reynolds, R (7, 2) OBP: 0.250, SLG: 0.282										0	0	0	0	0	0	0
Darryl Strawberry, L (1, 9) OBP: 0.391, SLG: 0.548	K		6-3		1B 2B	FC6-4 1-2f				3	1	1	0	0	1	1
Billy Beane, R (6, PH)										1	0	0	0	0	0	1
(7, 9)																
George Foster, R (1, 7) OBP: 0.324, SLG: 0.443	K	F8			1B 2B 1B 2-H		G6-3 BB			3	1	1	1	1	1	0
John Christensen, R (7, PR) OBP: 0.315, SLG: 0.333										0	0	0	0	0	0	0
(8, 7)																
Howard Johnson, S (1, 5) OBP: 0.304, SLG: 0.389	K			1B 3B 2B	K		G6-3 1-2f			4	1	1	0	0	2	2
Rafael Santana, R (1, 6) OBP: 0.293, SLG: 0.295	1B			5-3	1-2 2B 1B		F5			4	1	2	0	0	0	2
Dwight Gooden, R (1, 1) OBP: 0.250, SLG: 0.229	1-3			2-3 3B 1B	1-H 2-H 2B			6-3		4	1	2	2	0	0	1
Inning Stats	R: 1 H: 3 E: 0 LOB: 1 K: 2 BB: 0 S: 9 P: 9		R: 3 H: 2 E: 0 LOB: 0 K: 0 BB: 1 S: 5 P: 9	R: 2 H: 3 E: 0 LOB: 1 K: 0 BB: 0 S: 6 P: 6	R: 3 H: 4 E: 0 LOB: 1 K: 1 BB: 0 S: 9 P: 9	R: 0 H: 1 E: 0 LOB: 1 K: 0 BB: 0 S: 4 P: 4	R: 0 H: 0 E: 0 LOB: 1 K: 0 BB: 1 S: 2 P: 6	R: 0 H: 0 E: 0 LOB: 0 K: 0 BB: 0 S: 3 P: 3		1B: 9 SF: 0 2B: 3 SAC: 0 3B: 1 DP: 1 HR: 1 HBP: 0						

livebaseballscorecards.com

AB	36
R	9
H	14
RBI	9
BB	2
SO	5
LOB	14

WP: 0 PA: 38
PB: 0
SB: 2
CS: 0

PITCHER		IP	WLS	BF	H	R	ER	SO	BB	IBB	HBP	BLK	WP	HR	S	P	ERA	WHIP
Kevin Gross, R ERA: 3.31	(1, 1)	3.1	L	19	9	6	6	4	1	0	0	0	0	1	26	30	16.20	3.000
Rocky Childress, R ERA: 6.1	(4, 1)	0.2		2	0	0	0	0	0	0	0	0	0	0	2	2	0.00	0.000
Freddie Toliver, R ERA: 4.32	(5, 1)	1.0		7	4	3	3	1	0	0	0	0	0	0	9	9	27.00	4.000
Dave Rucker, L ERA: 3.9	(6, 1)	2.0		7	1	0	0	0	1	0	0	0	0	0	6	10	0.00	1.000
Dave Stewart, R ERA: 5.36	(8, 1)	1.0		3	0	0	0	0	0	0	0	0	0	0	3	3	0.00	0.000

PITCHER	IP	WLS	BF	H	R	ER	SO	BB	IBB	HBP	BLK	WP	HR	S	P	ERA	WHIP

Philadelphia Phillies @ New York Mets

Shea Stadium, Flushing, NY

Tue Sep 17 1985, 7:05 PM EDT

Att. 22,440 - Unknown

TOP

livebaseballscorecards.com

Batter	1	2	3	4	5	6	7	8	9	AB	R	H	RBI	BB	SO	LOB
Jeff Stone, L (1, 7) OBP: 0.302, SLG: 0.341	0-0 1B		H 1-0 9-6 HBP	0-0 1-2 2-H 1B			0-0 G1-4-3		0-0 1B	2	0	2	1	0	0	0
Garry Maddox, R (7, PH) OBP: 0.292, SLG: 0.354 (7, 8)										2	0	1	0	0	0	0
Juan Samuel, R (1, 4) OBP: 0.295, SLG: 0.434	0-3 K		0-0 9-6 1-2f	0-3 K			0-0 5-3		0-0 F7	5	0	0	0	0	2	5
Von Hayes, L (1, 8) OBP: 0.342, SLG: 0.423 (7, 7)	0-0 F4		0-0 L4		0-0 1-3		0-0 1B			4	0	1	0	0	0	1
Mike Schmidt, R (1, 3) OBP: 0.372, SLG: 0.529	0-3 K			4-0 2B FC BB	0-0 5-3		0-0 F9			3	1	0	0	1	1	2
Glenn Wilson, R (1, 9) OBP: 0.311, SLG: 0.424		0-0 HR 1B		0-0 FC3-6 1-3 1B 2B	0-0 1B			0-0 1-3		4	2	3	0	0	0	0
Ozzie Virgil, R (1, 2) OBP: 0.340, SLG: 0.461		0-0 1-H HR		0-0 FC FC3-6 3-H	0-0 F7			0-3 K		4	1	1	3	0	1	2
Tom Foley, L (1, 6) OBP: 0.273, SLG: 0.302		0-0 F8		0-0 F7		0-0 E5		0-0 F8		2	0	0	0	0	0	2
Luis Aguayo, R (5, 6) OBP: 0.380, SLG: 0.438										2	0	0	0	0	0	0
Rick Schu, R (1, 5) OBP: 0.318, SLG: 0.383		0-3 K		0-0 FC3-6 1B 1B 1-2f 2-3		0-0 F9			0-0 F8	4	1	0	0	0	1	2
Shane Rawley, R (1, 1) OBP: 0.197, SLG: 0.148		0-0 F2		0-0 1B 1-2 3-H 1B		0-0 5-3			0-3 K	4	0	1	1	0	1	0

	AB	36
	R	5
	H	9
	RBI	5
	BB	1
	SO	6
	LOB	14

Inning Stats																						
	R: 0	H: 1	R: 2	H: 2	R: 0	H: 0	R: 3	H: 3	R: 0	H: 1	R: 0	H: 0	R: 0	H: 1	R: 0	H: 0	R: 0	H: 1	1B: 7	SF: 0	WP: 0	PA: 38
	E: 0	LOB: 1	E: 0	LOB: 0	E: 0	LOB: 0	E: 0	LOB: 2	E: 0	LOB: 1	E: 1	LOB: 0	E: 0	LOB: 1	E: 0	LOB: 0	E: 0	LOB: 1	2B: 2	SAC: 0	PB: 0	
	K: 2	BB: 0	K: 1	BB: 0	K: 0	BB: 0	K: 1	BB: 1	K: 0	BB: 0	K: 0	BB: 0	K: 1	BB: 0	K: 1	BB: 0	K: 1	BB: 0	3B: 0	DP: 1	SB: 0	
	S: 8	P: 8	S: 7	P: 7	S: 2	P: 3	S: 9	P: 13	S: 4	P: 4	S: 3	P: 3	S: 4	P: 4	S: 5	P: 5	S: 6	P: 6	HR: 1	HBP: 1	CS: 0	

PITCHER		IP	WLS	BF	H	R	ER	SO	BB	IBB	HBP	BLK	WP	HR	S	P	ERA	WHIP
Ed Lynch, R ERA: 3.43	(1, 1)	3.2	L	18	5	5	5	3	1	0	1	0	0	1	22	27	12.27	1.636
Randy Niemann, L ERA:	(4, 1)	1.1		6	2	0	0	1	0	0	0	0	0	0	8	8	0.00	1.500
Bill Latham, L ERA: 3.6	(6, 1)	2.0		7	1	0	0	0	0	0	0	0	0	0	7	7	0.00	0.500
Wes Gardner, R ERA: 7.56	(8, 1)	2.0		7	1	0	0	2	0	0	0	0	0	0	11	11	0.00	0.500

PITCHER	IP	WLS	BF	H	R	ER	SO	BB	IBB	HBP	BLK	WP	HR	S	P	ERA	WHIP

BOTTOM

Philadelphia Phillies @ New York Mets

Shea Stadium, Flushing, NY

Tue Sep 17 1985, 7:05 PM EDT

Att. 22,440 - Unknown

Batter	1	2	3	4	5	6	7	8	9	AB	R	H	RBI	BB	SO	LOB
Mookie Wilson, S (1, 8) OBP: 0.326, SLG: 0.438	F8		F4		BBBB 4-0 BB		5-3			3	0	0	0	1	0	2
Ron Gardenhire, R (1, 4) OBP: 0.317, SLG: 0.182	E5		SSS 0-3 K		F5			6-3		4	0	0	0	0	1	1
Keith Hernandez, L (1, 3) OBP: 0.366, SLG: 0.409	F8			4-3		6-3		1-3		4	0	0	0	0	0	1
Gary Carter, R (1, 2) OBP: 0.367, SLG: 0.491	F8			FC3-6 1B		6-3		F6		4	0	1	0	0	0	1
Darryl Strawberry, L (1, 9) OBP: 0.387, SLG: 0.542		SSS 0-3 K		FC3-6 1-2f 2B		1-3			G3	4	1	0	0	0	1	1
George Foster, R (1, 7) OBP: 0.325, SLG: 0.446		F9		1-H 2B			F4		G4-6-3 1B	4	0	2	1	0	0	0
Ray Knight, R (1, 5) OBP: 0.236, SLG: 0.320		1B		F5			F9		G4-6-3 1-2f	4	0	1	0	0	0	2
Rafael Santana, R (1, 6) OBP: 0.291, SLG: 0.293		F4			6-3		E6 2B			3	0	0	0	0	0	1
Ed Lynch, R (1, 1) OBP: 0.130, SLG: 0.078 Randy Niemann, L (4, 1) John Christensen, R (5, PH) OBP: 0.312, SLG: 0.330 Bill Latham, L (6, 1) OBP: 0.500, SLG: 0.333 Billy Beane, R (7, PH) OBP: 0.500, SLG: 1.000 Wes Gardner, R (8, 1)			SSS 0-3 K		F8		1-3 2B			1 0 1 0 1 0	0 0 0 0 0 0	0 0 0 0 1 0	0 0 0 0 0 0	1 0 0 0 0 0	0 0 0 0 0 0	0 0 0 0 0 0
Inning Stats	R: 0 H: 0 E: 1 LOB: 1 K: 0 BB: 0 S: 4 P: 4	R: 0 H: 1 E: 0 LOB: 1 K: 1 BB: 0 S: 6 P: 6	R: 0 H: 0 E: 0 LOB: 0 K: 2 BB: 0 S: 7 P: 7	R: 1 H: 2 E: 0 LOB: 1 K: 0 BB: 0 S: 5 P: 5	R: 0 H: 0 E: 0 LOB: 1 K: 0 BB: 1 S: 3 P: 7	R: 0 H: 0 E: 0 LOB: 0 K: 0 BB: 0 S: 3 P: 3	R: 0 H: 1 E: 1 LOB: 2 K: 0 BB: 0 S: 5 P: 5	R: 0 H: 0 E: 0 LOB: 0 K: 0 BB: 0 S: 3 P: 3	R: 0 H: 1 E: 0 LOB: 0 K: 0 BB: 0 S: 3 P: 3	1B: 3 2B: 2 3B: 0 HR: 0	SF: 0 SAC: 0 DP: 1 HBP: 0					

livebaseballscorecards.com

	AB	33
	R	1
	H	5
	RBI	1
	BB	1
	SO	3
	LOB	9

PITCHER		IP	WLS	BF	H	R	ER	SO	BB	IBB	HBP	BLK	WP	HR	S	P	ERA	WHIP
Shane Rawley, L ERA: 2.78	(1, 1)	9.0	W	34	5	1	1	3	1	0	0	0	0	0	39	43	1.00	0.667

PITCHER	IP	WLS	BF	H	R	ER	SO	BB	IBB	HBP	BLK	WP	HR	S	P	ERA	WHIP

Batter	1	2	3	4	5	6	7	8	9	AB	R	H	RBI	BB	SO	LOB
Bob Dernier, R (1, 8) OBP: 0.312, SLG: 0.319	4-3		K		F8			1-3		4	0	0	0	0	1	2
Davey Lopes, R (1, 7) OBP: 0.382, SLG: 0.435	F4		FC4-6, 23 1B, 1-2, 3-H, 1B		K			3-1		3	0	1	1	0	1	0
Dave Gumpert, R (7, 1)										0	0	0	0	0	0	0
Richie Hebner, L (8, PH) OBP: 0.263, SLG: 0.279										1	0	0	0	0	0	0
Warren Brusstar, R (8, 1) OBP: 0.250, SLG: 0.143										0	0	0	0	0	0	0
Lary Sorensen, R (8, 1)										0	0	0	0	0	0	0
23 Ryne Sandberg, R (1, 4) OBP: 0.365, SLG: 0.504	BB		FC4-6, 1-2, 2-3, 1B			L6		K		3	0	1	0	1	1	0
Keith Moreland, R (1, 9) OBP: 0.363, SLG: 0.421	K		FC4-6, FC4-6, 1-2f, 2-3, 3-H			F8			FC6-4, 1B	4	0	1	1	0	1	3
Leon Durham, L (1, 3) OBP: 0.357, SLG: 0.459		F3	FC4-6, 1-2f			1B			F7	4	0	1	0	0	0	3
Ron Cey, R (1, 5) OBP: 0.319, SLG: 0.405		K		K		F7			F4	4	0	0	0	0	2	2
Jody Davis, R (1, 2) OBP: 0.290, SLG: 0.382		F9		4-3			G3, SH5-3, 1B		FC6-4, 1-2f	4	0	1	0	0	0	1
Shawon Dunston, R (1, 6) OBP: 0.296, SLG: 0.359			SH, 1B, 2B	G3			SH5-3, 1-2			2	1	1	0	0	0	0
Steve Trout, L (1, 1) OBP: 0.179, SLG: 0.162			SH, 23 1B, 1B, FC4-6, 2-3		F7		G3, 2-3			1	1	0	0	0	0	0
Jay Baller, R (5, 1)										0	0	0	0	0	0	0
Thad Bosley, L (7, PH) OBP: 0.391, SLG: 0.532										1	0	0	0	0	0	1
(7, 7)																

TOP

Chicago Cubs @ New York Mets

Shea Stadium, Flushing, NY

Wed Sep 18 1985, 7:05 PM EDT

Att. 25,424 - Unknown

livebaseballscorecards.com

AB	31
R	2
H	6
RBI	2
BB	1
SO	6
LOB	12

Inning Stats	1	2	3	4	5	6	7	8	9
	R: 0 E: 0 K: 1 S: 5	H: 0 LOB: 1 BB: 1 P: 9	R: 0 E: 0 K: 1 S: 5	H: 0 LOB: 0 BB: 0 P: 5	R: 2 E: 0 K: 1 S: 9	H: 3 LOB: 2 BB: 0 P: 9	R: 0 E: 0 K: 1 S: 5	H: 0 LOB: 0 BB: 0 P: 5	R: 0 E: 0 K: 1 S: 5	H: 0 LOB: 0 BB: 0 P: 5	R: 0 E: 0 K: 0 S: 4	H: 1 LOB: 1 BB: 0 P: 4	R: 0 E: 0 K: 0 S: 3	H: 1 LOB: 0 BB: 0 P: 3	R: 0 E: 0 K: 1 S: 5	H: 0 LOB: 0 BB: 0 P: 5	R: 0 E: 0 K: 0 S: 4	H: 1 LOB: 1 BB: 0 P: 4

1B: 5 2B: 1 3B: 0 HR: 0	SF: 0 SAC: 2 DP: 0 HBP: 0	WP: 0 PB: 0 SB: 0 CS: 0	PA: 34
---	---	---	---

PITCHER		IP	WLS	BF	H	R	ER	SO	BB	IBB	HBP	BLK	WP	HR	S	P	ERA	WHIP
Rick Aguilera, R ERA: 3.31	(1, 1)	6.0	W	24	4	2	2	5	1	0	0	0	0	0	33	37	3.00	0.833
Roger McDowell, R ERA: 2.96	(7, 1)	3.0	S	10	2	0	0	1	0	0	0	0	0	0	12	12	0.00	0.667

PITCHER	IP	WLS	BF	H	R	ER	SO	BB	IBB	HBP	BLK	WP	HR	S	P	ERA	WHIP

Chicago Cubs @ New York Mets

Shea Stadium, Flushing, NY

Wed Sep 18 1985, 7:05 PM EDT

Att. 25,424 - Unknown

BOTTOM

livebaseballscorecards.com

Batter	1	2	3	4	5	6	7	8	9	AB	R	H	RBI	BB	SO	LOB
Mookie Wilson, S (1, 8) (9, 7) OBP: 0.329, SLG: 0.440	BBBB 4-0 CS BB		x 0-0 F9 ③		x 0-0 SH1-4 2B		x 0-0 4-3 ①			3	0	1	0	1	0	0
Wally Backman, S (1, 4) OBP: 0.326, SLG: 0.343	SSS 0-3 K ①② 1-2			SSS 0-3 K ①	x 0-0 SH1-4 ① 2-3		x 0-0 4-3 ②			3	0	0	0	0	2	1
Keith Hernandez, L (1, 3) OBP: 0.367, SLG: 0.411	x 0-0 F7 ③			x 0-0 1B 2B ① 2B	x 0-0 5-3 ②		x 0-0 1B			4	1	2	0	0	0	1
Gary Carter, R (1, 2) OBP: 0.368, SLG: 0.491		x 0-0 FC6-4 1B		x 0-0 2B 2B 2-3 1B	SSS 0-3 K ③		x 0-0 F2 ③			4	1	2	0	0	1	2
Darryl Strawberry, L (1, 9) OBP: 0.388, SLG: 0.553		x 0-0 FC6-4 CS ① 1-2f		x 0-0 2B 2B 1-3 3-H		SSS 0-3 K ①		x 0-0 HR		4	2	2	2	0	1	1
George Foster, R (1, 7) OBP: 0.331, SLG: 0.457		x 0-0 1B ② 1-2		4-0 IBB 2B		x 0-0 3B		x 0-0 2B		3	0	3	0	1	0	0
Lenny Dykstra, L (8, PR) (9, 8) OBP: 0.337, SLG: 0.338										0	0	0	0	0	0	0
Ray Knight, R (1, 5) OBP: 0.236, SLG: 0.323		x 0-0 4-3 ③		x 0-0 2B 1-3 2-H 3-H		x 0-0 L6 ②		x 0-0 L6 ①		4	0	1	2	0	0	3
Rafael Santana, R (1, 6) OBP: 0.293, SLG: 0.292			x 0-0 G1 ①	4-0 IBB G5-4-3		4-0 IBB		x 0-0 5-3 ②		2	0	0	0	2	0	1
Rick Aguilera, R (1, 1) OBP: 0.323, SLG: 0.367			x 0-0 L6 ②	x 0-0 G5-4-3 ②③ 1-2f		x 0-0 F8 ③		x 0-0 6-3 ③		2	0	0	0	0	0	3
Rusty Staub, L (6, PH) (7, 1) OBP: 0.380, SLG: 0.390										1	0	0	0	0	0	2
Roger McDowell, R (1, 1) OBP: 0.222, SLG: 0.235										1	0	0	0	0	0	1
Inning Stats	R: 0 E: 0 K: 1 S: 4 H: 0 LOB: 0 BB: 1 P: 8	R: 0 E: 0 K: 0 S: 4 H: 2 LOB: 1 BB: 0 P: 4	R: 0 E: 0 K: 0 S: 3 H: 0 LOB: 0 BB: 0 P: 3	R: 3 E: 0 K: 1 S: 8 H: 4 LOB: 2 BB: 2 P: 16	R: 0 E: 0 K: 1 S: 6 H: 1 LOB: 1 BB: 0 P: 6	R: 0 E: 0 K: 1 S: 6 H: 1 LOB: 2 BB: 1 P: 10	R: 0 E: 0 K: 0 S: 4 H: 1 LOB: 1 BB: 0 P: 4	R: 1 E: 0 K: 0 S: 5 H: 2 LOB: 1 BB: 0 P: 5		1B: 4 2B: 5 3B: 1 HR: 1	SF: 0 SAC: 1 DP: 1 HBP: 0					

	AB	31
	R	4
	H	11
	RBI	4
	BB	4
	SO	4
	LOB	15

WP: 0 PB: 0 SB: 0 CS: 2 PA: 36

PITCHER		IP	WLS	BF	H	R	ER	SO	BB	IBB	HBP	BLK	WP	HR	S	P	ERA	WHIP
Steve Trout, L ERA: 3.29	(1, 1)	4.2	L	21	7	3	3	2	1	2	0	0	0	0	22	34	5.79	1.714
Jay Baller, R ERA: 3.22	(5, 1)	1.1		6	1	0	0	2	0	1	0	0	0	0	9	13	0.00	0.750
Dave Gumpert, R ERA: 2.89	(7, 1)	1.0		4	1	0	0	0	0	0	0	0	0	0	4	4	0.00	1.000
Warren Brusstar, R ERA: 6.14	(8, 1)	0.0		2	2	1	1	0	0	0	0	0	0	1	2	2	∞	∞
Lary Sorensen, R ERA: 4.6	(8, 1)	1.0		3	0	0	0	0	0	0	0	0	0	0	3	3	0.00	0.000

PITCHER	IP	WLS	BF	H	R	ER	SO	BB	IBB	HBP	BLK	WP	HR	S	P	ERA	WHIP

Batter	1	2	3	4	5	6	7	8	9	AB	R	H	RBI	BB	SO	LOB
Bob Dernier, R (1, 8) OBP: 0.309, SLG: 0.316	K		6-3		F7			F8		4	0	0	0	0	1	1
Gary Matthews, R (1, 7) Jon Perlman, L (8, 1)	BB 23		HR			4-3		K		3 0	1 0	1 0	1 0	1 0	1 0	1 0
23 Ryne Sandberg, R (1, 4) OBP: 0.366, SLG: 0.502	BB FC6-4 1-2		F8			BB		F9		2	0	0	0	2	0	1
Keith Moreland, R (1, 9) OBP: 0.363, SLG: 0.419	F9			K		F7			1-3 1B	4	0	1	0	0	1	3
Ron Cey, R (1, 5) OBP: 0.319, SLG: 0.402	FC6-4 1-2f			BB		F7			1-3 1-2f	3	0	0	0	1	0	4
Leon Durham, L (1, 3) OBP: 0.357, SLG: 0.457		F4		K			K		WP 1B	4	0	1	0	0	2	1
Jody Davis, R (1, 2) OBP: 0.287, SLG: 0.379		K		K			F9		K 1-2	4	0	0	0	0	3	2
Shawon Dunston, R (1, 6) OBP: 0.292, SLG: 0.353		K			K		6-3			3	0	0	0	0	2	0
Ray Fontenot, L (1, 1) OBP: 0.050, SLG: 0.050			K		K			E5		1	0	0	0	0	1	0
Derek Botelho, R (3, 1) OBP: 0.200, SLG: 0.143										0	0	0	0	0	0	0
Gary Woods, R (5, PH) OBP: 0.344, SLG: 0.260										1	0	0	0	0	1	0
Lary Sorensen, R (5, 1)										0	0	0	0	0	0	0
Billy Hatcher, R (8, PH) OBP: 0.292, SLG: 0.350										1	0	0	0	0	0	0
(8, 7)																

TOP

Chicago Cubs @ New York Mets

Shea Stadium, Flushing, NY

Thu Sep 19 1985, 7:05 PM EDT

Att. 26,812 - Unknown

livebaseballscorecards.com

AB	30
R	1
H	3
RBI	1
BB	4
SO	12
LOB	13

Inning Stats	1	2	3	4	5	6	7	8	9	1B: 2	SF: 0	WP: 1	PA: 34
	R: 0 E: 0 K: 1 S: 5	R: 0 E: 0 K: 2 S: 7	R: 1 E: 0 K: 1 S: 6	R: 0 E: 0 K: 3 S: 9	R: 0 E: 0 K: 2 S: 7	R: 0 E: 0 K: 0 S: 3	R: 0 E: 0 K: 1 S: 5	R: 0 E: 1 K: 1 S: 6	R: 0 E: 0 K: 1 S: 6	2B: 1 3B: 0 HR: 1	SAC: 0 DP: 1 HBP: 0	PB: 0 SB: 0 CS: 0	
	H: 0 LOB: 2 BB: 2 P: 13	H: 0 LOB: 0 BB: 0 P: 7	H: 1 LOB: 0 BB: 0 P: 6	H: 0 LOB: 1 BB: 1 P: 13	H: 0 LOB: 1 BB: 1 P: 7	H: 0 LOB: 1 BB: 1 P: 7	H: 0 LOB: 0 BB: 0 P: 5	H: 0 LOB: 1 BB: 0 P: 6	H: 2 LOB: 1 BB: 0 P: 6				

PITCHER		IP	WLS	BF	H	R	ER	SO	BB	IBB	HBP	BLK	WP	HR	S	P	ERA	WHIP
Sid Fernandez, L ERA: 2.65	(1, 1)	8.0	W	30	1	1	1	11	4	0	0	0	0	1	48	64	1.12	0.625
Roger McDowell, R ERA: 2.93	(9, 1)	1.0		4	2	0	0	1	0	0	0	0	1	0	6	6	0.00	2.000

PITCHER	IP	WLS	BF	H	R	ER	SO	BB	IBB	HBP	BLK	WP	HR	S	P	ERA	WHIP

Chicago Cubs @ New York Mets

Shea Stadium, Flushing, NY

Thu Sep 19 1985, 7:05 PM EDT

Att. 26,812 - Unknown

BOTTOM

Batter	1	2	3	4	5	6	7	8	9	AB	R	H	RBI	BB	SO	LOB
Mookie Wilson, S (1, 8) OBP: 0.334, SLG: 0.443	BBBB 4-0 6-4 SH5-3 BB	x 0-0 1-2 3-H 1B		x 0-0 WP S EC4-2-5-1 1B		x 0-0 ③ F2				3	0	2	1	1	0	1
Wally Backman, S (1, 4) OBP: 0.324, SLG: 0.341	x 0-0 ① SH5-3 1-2	SSS 0-3 ③ K		x 0-0 ② FC4-2-5-1 1-H			x 0-0 ① 4-3			3	0	0	0	0	1	3
Keith Hernandez, L (1, 3) OBP: 0.366, SLG: 0.410	x 0-0 ②③ 6-4 2-3f		x 0-0 FC6-4 1B	x 0-0 ③ F9			x 0-0 ② 4-3			4	0	1	0	0	0	2
Gary Carter, R (1, 2) OBP: 0.369, SLG: 0.497		x 0-0 HR	x 0-0 ① FC6-4 FC3-6 1-2f		x 0-0 ① F7		x 0-0 2B 1B			4	1	2	1	0	0	1
Darryl Strawberry, L (1, 9) OBP: 0.389, SLG: 0.564		x 0-0 HR	x 0-0 ② FC3-6 HR 1-2f		SSS 0-3 ② K		x 0-0 ③ 1-H 2B			4	2	2	1	0	1	1
George Foster, R (1, 7) OBP: 0.333, SLG: 0.465		x 0-0 1B 1B 1B	x 0-0 1-H HR		x 0-0 ③ 6-3			x 0-0 ① F2		4	2	2	2	0	0	0
Ray Knight, R (1, 5) OBP: 0.244, SLG: 0.324 Howard Johnson, S (8, PR) OBP: 0.304, SLG: 0.389 (9, 5)	x 0-0 ① F7	x 0-0 FC6 1B				BBBB 4-0 FC5-4 BB		BBBB 4-0 CS BB		2 0	0 0	1 0	0 0	2 0	0 0	1 0
Rafael Santana, R (1, 6) OBP: 0.293, SLG: 0.292	x 0-0 1B 1-3 1B	x 0-0 ③ FC6 1-2f				x 0-0 ① FC5-4 SH1-4 1-2f		x 0-0 ②③ 6-3 1-2		4	0	1	0	0	0	3
Sid Fernandez, L (1, 1) OBP: 0.191, SLG: 0.234 Roger McDowell, R (9, 1) OBP: 0.222, SLG: 0.235	SSS 0-3 ② K			SSS 0-3 ① K		x 0-0 ② SH1-4 1-2				2 0	0 0	0 0	0 0	0 0	2 0	2 0
Inning Stats	R: 0 H: 0 E: 0 LOB: 0 K: 0 BB: 1 S: 2 P: 6	R: 3 H: 5 E: 0 LOB: 2 K: 2 BB: 0 S: 12 P: 12	R: 2 H: 3 E: 0 LOB: 1 K: 0 BB: 0 S: 6 P: 6	R: 0 H: 1 E: 0 LOB: 1 K: 1 BB: 0 S: 6 P: 6	R: 0 H: 0 E: 0 LOB: 0 K: 1 BB: 0 S: 5 P: 5	R: 0 H: 0 E: 0 LOB: 1 K: 0 BB: 1 S: 3 P: 7	R: 0 H: 2 E: 0 LOB: 2 K: 0 BB: 0 S: 4 P: 4	R: 0 H: 0 E: 0 LOB: 1 K: 0 BB: 1 S: 2 P: 6		1B: 7 SF: 0 2B: 2 SAC: 2 3B: 0 DP: 1 HR: 3 HBP: 0					WP: 1 PA: 35 PB: 0 SB: 1 CS: 1	

livebaseballscorecards.com

	AB	30
	R	5
	H	11
	RBI	5
	BB	3
	SO	4
	LOB	14

PITCHER		IP	WLS	BF	H	R	ER	SO	BB	IBB	HBP	BLK	WP	HR	S	P	ERA	WHIP
Ray Fontenot, L ERA: 3.99	(1, 1)	2.2	L	16	8	5	5	2	1	0	0	0	0	3	19	23	16.88	3.375
Derek Botelho, R ERA: 5.66	(3, 1)	1.1		5	1	0	0	1	0	0	0	0	1	0	7	7	0.00	0.750
Lary Sorensen, R ERA: 4.42	(5, 1)	3.0		11	2	0	0	1	1	0	0	0	0	0	12	16	0.00	1.000
Jon Perlman, R ERA: 3.68	(8, 1)	1.0		3	0	0	0	0	1	0	0	0	0	0	2	6	0.00	1.000

PITCHER	IP	WLS	BF	H	R	ER	SO	BB	IBB	HBP	BLK	WP	HR	S	P	ERA	WHIP

Batter	1	2	3	4	5	6	7	8	9	10	11	AB	R	H	RBI	BB	SO	LOB
Joe Orsulak, L (1, 8) OBP: 0.327, SLG: 0.344	K	F8			F8		2B 1B 3-H		F6		SH1-4 1-2	5	1	1	1	0	1	2
R.J. Reynolds, S (1, 7) OBP: 0.321, SLG: 0.396	F7		3-1		K		2B 2B 1-H		4-3		4-3 S 1B 1B 2-H	6	2	2	2	0	1	0
Johnny Ray, S (1, 4) OBP: 0.314, SLG: 0.364	4-3		1B			F8	2B 2-H		F9		4-3 1-3	6	0	2	1	0	0	1
Sid Bream, L (1, 3) OBP: 0.289, SLG: 0.381		G3	K			F7	F7			F9	CS 1B 3-H	6	0	1	1	0	1	2
Mike Brown, R (1, 9) OBP: 0.336, SLG: 0.453		2B 1B BB	6-3			BB		5-3		F2	CS 1-2	3	1	0	0	2	0	1
Tony Peña, R (1, 2) OBP: 0.283, SLG: 0.365		1-3 1B 2B		F8		G3		E6 S		E 1B 1B		5	1	2	0	0	0	1
Denny Gonzalez, R (1, 5) OBP: 0.308, SLG: 0.367		SH1-4 1B BB		4-3			4-3 SH1-4 1B 1B	1-2 BB		E7 1-3	1B	3	1	2	0	2	0	0
Sam Khalifa, R (1, 6) OBP: 0.290, SLG: 0.316		1-2 2-H 3-H SH1-4 1B		K			SH1-4 1-2	K		6-3		4	0	1	2	0	2	4
Rick Reuschel, R (1, 1) OBP: 0.304, SLG: 0.286 Lee Mazzilli, S (7, PH) OBP: 0.333, SLG: 0.375 Mike Bielecki, R (7, 1) Pat Clements, R (7, 1) Don Robinson, R (7, 1) Jason Thompson, L (8, PH) OBP: 0.308, SLG: 0.214 Cecilio Guante, R (8, 1) OBP: 0.000, SLG: 0.000 Slats Lezcano, R (11, PH) OBP: 0.400, SLG: 0.500 Jose DeLeon, R (11, 1) OBP: 0.125, SLG: 0.286		SH1-4 1-2 2-3	5-3				4-3 2-3	L8			4-0 SH1-4 1B BB	1 0 0 0 0 0 0 1 0 0 0 0 0 1 0 0 0 0 0 0 0 0 0 0 0 0 0 0 0 0 0 0 0 0 0 1 0 0 0 0 0 0 0 0 0 0 0 0 2 0 0 0 0 0 0 0 1 0 0 1 0 0 0 0 0 0 0 0 0 0							
Inning Stats	R: 0 E: 0 K: 1 S: 5 H: 0 LOB: 0 BB: 0 P: 5	R: 2 E: 0 K: 0 S: 5 H: 2 LOB: 2 BB: 2 P: 13	R: 0 E: 0 K: 1 S: 6 H: 1 LOB: 1 BB: 0 P: 6	R: 0 E: 0 K: 1 S: 5 H: 0 LOB: 0 BB: 0 P: 5	R: 0 E: 0 K: 1 S: 5 H: 0 LOB: 0 BB: 0 P: 5	R: 0 E: 0 K: 0 S: 3 H: 0 LOB: 1 BB: 1 P: 7	R: 3 E: 0 K: 0 S: 7 H: 4 LOB: 1 BB: 0 P: 7	R: 0 E: 1 K: 1 S: 6 H: 0 LOB: 2 BB: 1 P: 10	R: 0 E: 0 K: 0 S: 3 H: 0 LOB: 0 BB: 0 P: 3	R: 0 E: 1 K: 0 S: 5 H: 2 LOB: 2 BB: 0 P: 5	R: 2 E: 0 K: 0 S: 4 H: 2 LOB: 0 BB: 1 P: 8	1B: 8 2B: 3 3B: 0 HR: 0	SF: 0 SAC: 3 DP: 0 HBP: 0		WP: 0 PB: 0 SB: 2 CS: 1	PA: 50			

TOP

Pittsburgh Pirates @ New York Mets

Shea Stadium, Flushing, NY

Fri Sep 20 1985, 7:05 PM EDT

Att. 33,803 - Unknown

livebaseballscorecards.com

AB	41
R	7
H	11
RBI	7
BB	5
SO	5
LOB	14

PITCHER		IP	WLS	BF	H	R	ER	SO	BB	IBB	HBP	BLK	WP	HR	S	P	ERA	WHIP
Ron Darling, R ERA: 2.85	(1, 1)	6.2		30	7	5	5	4	3	0	0	0	0	0	35	47	6.75	1.500
Tom Gorman, L ERA: 4.91	(7, 1)	0.1		1	0	0	0	0	0	0	0	0	0	0	1	1	0.00	0.000
Roger McDowell, R ERA: 2.9	(8, 1)	1.0		5	0	0	0	1	1	0	0	0	0	0	6	10	0.00	1.000
Jesse Orosco, L ERA: 2.84	(9, 1)	2.0		8	2	0	0	0	0	0	0	0	0	0	8	8	0.00	1.000
Bill Latham, L ERA: 4.6	(11, 1)	0.2	L	5	2	2	2	0	1	0	0	0	0	0	4	8	27.00	4.500

PITCHER		IP	WLS	BF	H	R	ER	SO	BB	IBB	HBP	BLK	WP	HR	S	P	ERA	WHIP
Wes Gardner, R ERA: 7.27	(11, 1)	0.1		0	0	0	0	0	0	0	0	0	0	0	0	0	0.00	0.000

Batter	1	2	3	4	5	6	7	8	9	10	11	AB	R	H	RBI	BB	SO	LOB
Mookie Wilson, S (1, 8) OBP: 0.338, SLG: 0.440	E BB 1B	1-3			K		1B WP BB 1-2		E BB		6-3	4	2	1	0	2	1	1
Wally Backman, S (1, 4) OBP: 0.322, SLG: 0.339 Rusty Staub, L (7, PH) OBP: 0.392, SLG: 0.405 Ron Gardenhire, R (7, PR) OBP: 0.317, SLG: 0.182 (8, 4) Clint Hurdle, L (9, PH) OBP: 0.316, SLG: 0.358 Larry Bowa, S (10, 4) OBP: 0.280, SLG: 0.312	E6 BB BB 1-3 SF8		G3		G3		WP 1-3 1B 2-H 1B		F8 1-3			3 1 0 1 0	1 0 1 0 0	0 1 0 0 0	0 1 0 0 0	0 0 0 0 0	0 0 0 0 0	1 0 0 1 0
Keith Hernandez, L (1, 3) OBP: 0.368, SLG: 0.411	SF8 BB 1-2 BB		FC4-6 1B			F8	1B 1-H 3-H			L8		4	0	2	1	1	0	0
Gary Carter, R (1, 2) OBP: 0.371, SLG: 0.497 Billy Beane, R (10, PR) OBP: 0.500, SLG: 1.000 Ronn Reynolds, R (11, 2) OBP: 0.250, SLG: 0.282	1-2 2-3 3-H BB		F9			1B	6-3			BB 1B		4 0 0	0 0 0	2 0 0	1 0 0	1 0 0	0 0 0	2 0 0
Darryl Strawberry, L (1, 9) OBP: 0.387, SLG: 0.559	SF8 2-3 3-H		FC4-6 1-2f			F7		K		4-3 1-2 BB		3	0	0	1	1	1	2
George Foster, R (1, 7) OBP: 0.330, SLG: 0.460 Jesse Orosco, R (9, 1) OBP: 0.333, SLG: 0.333 Tom Paciorek, R (10, PH) OBP: 0.308, SLG: 0.313 Bill Latham, L (11, 1) OBP: 0.500, SLG: 0.333 Wes Gardner, R (11, 1)	K	6-3	G4-6-3 1B			5-3		1-3		4-3 1-2f		4 0 1 0 0	0 0 0 0 0	0 0 0 0 0	0 0 0 0 0	0 0 0 0 0	1 0 0 0 0	3 0 2 0 0
Howard Johnson, S (1, 5) OBP: 0.303, SLG: 0.386	F6			G4-6-3 1B			G3	4-3			5-3	5	0	1	0	0	0	2
Rafael Santana, R (1, 6) OBP: 0.290, SLG: 0.289		K		G4-6-3 1-2f			4-3		4-3		K	5	0	0	0	0	2	1
Ron Darling, R (1, 1) OBP: 0.178, SLG: 0.222 Tom Gorman, L (7, 1) Lenny Dykstra, L (7, PH) OBP: 0.336, SLG: 0.336 Roger McDowell, R (8, 1) OBP: 0.222, SLG: 0.235 Danny Heep, L (9, 7) OBP: 0.338, SLG: 0.430		K			K		E4 BB 1B		F7		BB	2 0 1 0 1	0 0 1 0 0	0 0 0 0 0	0 0 0 0 0	0 0 0 0 1	2 0 0 0 0	0 0 0 0 0
Inning Stats	R: 2 E: 1 K: 1 S: 7 H: 1 LOB: 2 BB: 2 P: 15	R: 0 E: 0 K: 2 S: 7 H: 0 LOB: 0 BB: 0 P: 7	R: 0 E: 0 K: 0 S: 4 H: 1 LOB: 1 BB: 0 P: 4	R: 0 E: 0 K: 0 S: 3 H: 1 LOB: 0 BB: 0 P: 3	R: 0 E: 0 K: 2 S: 7 H: 0 LOB: 0 BB: 0 P: 7	R: 0 E: 0 K: 0 S: 4 H: 1 LOB: 1 BB: 0 P: 4	R: 3 E: 1 K: 0 S: 6 H: 2 LOB: 1 BB: 1 P: 10	R: 0 E: 0 K: 1 S: 5 H: 0 LOB: 0 BB: 0 P: 5	R: 0 E: 1 K: 0 S: 3 H: 0 LOB: 1 BB: 1 P: 7	R: 0 E: 0 K: 0 S: 3 H: 1 LOB: 2 BB: 1 P: 7	R: 0 E: 0 K: 1 S: 5 H: 0 LOB: 1 BB: 1 P: 9	1B: 7 2B: 1 3B: 0 HR: 0 SF: 1 SAC: 0 DP: 2 HBP: 0	WP: 1 PB: 0 SB: 0 CS: 0 PA: 46					

PITCHER		IP	WLS	BF	H	R	ER	SO	BB	IBB	HBP	BLK	WP	HR	S	P	ERA	WHIP
Rick Reuschel, R ERA: 2.25	(1, 1)	6.0		24	4	2	1	5	2	0	0	0	0	0	32	40	1.50	1.000
Mike Bielecki, R ERA: 5.45	(7, 1)	0.2		5	1	3	0	0	1	0	0	0	0	0	4	8	0.00	3.000
Pat Clements, L ERA: 3.36	(7, 1)	0.0		1	1	0	0	0	0	0	0	0	1	0	1	1	∞	∞
Don Robinson, R ERA: 3.87	(7, 1)	0.1		1	0	0	0	0	0	0	0	0	0	0	1	1	0.00	0.000
Cecilio Guante, R ERA: 2.37	(8, 1)	3.0	W	11	1	0	0	1	2	0	0	0	0	0	11	19	0.00	1.000

PITCHER		IP	WLS	BF	H	R	ER	SO	BB	IBB	HBP	BLK	WP	HR	S	P	ERA	WHIP
Jose DeLeon, R ERA: 4.7	(11, 1)	1.0	S	4	0	0	0	1	1	0	0	0	0	0	5	9	0.00	1.000

Pittsburgh Pirates @ New York Mets

Shea Stadium, Flushing, NY

Fri Sep 20 1985, 7:05 PM EDT

Att. 33,803 - Unknown

BOTTOM

livebaseballscorecards.com

AB	39
R	5
H	7
RBI	4
BB	6
SO	7
LOB	15

Pittsburgh Pirates @ New York Mets

Shea Stadium, Flushing, NY

Sat Sep 21 1985, 7:05 PM EDT

Att. 49,931 - Unknown

TOP

livebaseballscorecards.com

Batter	1	2	3	4	5	6	7	8	9	AB	R	H	RBI	BB	SO	LOB
Joe Orsulak, L (1, 8) OBP: 0.326, SLG: 0.343	E8	L6			F7			1B		4	1	1	0	0	0	1
R.J. Reynolds, S (1, 7) OBP: 0.323, SLG: 0.398	1B		F7		1B			K		4	0	2	0	0	1	1
Johnny Ray, S (1, 4) OBP: 0.312, SLG: 0.362	SH1-4		6-3		F8			L8		3	0	0	0	0	0	2
Sid Bream, L (1, 3) OBP: 0.287, SLG: 0.368	BB		F7			F7		F7		3	0	0	0	1	0	1
Mike Brown, R (1, 9) OBP: 0.338, SLG: 0.452	3-1			FC5-4 BB		F4			G5-4-3 1B	3	0	1	1	1	0	2
Denny Gonzalez, R (1, 5) OBP: 0.299, SLG: 0.355	K			FC5-4 S		F8			G5-4-3	4	0	0	0	0	1	4
Sam Khalifa, R (1, 6) OBP: 0.288, SLG: 0.314 Steve Kemp, L (7, PH) OBP: 0.318, SLG: 0.350 Johnnie LeMaster, R (7, 6) OBP: 0.177, SLG: 0.156		K		K			L9		L6	2 1 1	0 0 0	0 0 0	0 0 0	0 0 0	2 0 0	1 0 0
Junior Ortiz, R (1, 2) OBP: 0.245, SLG: 0.235		4-3		6-3			F6			3	0	0	0	0	0	1
Rick Rhoden, R (1, 1) OBP: 0.222, SLG: 0.243 Larry McWilliams, L (1, 1) OBP: 0.162, SLG: 0.167 Bill Almon, R (5, PH) OBP: 0.337, SLG: 0.430 Mike Bielecki, R (5, 1) Lee Mazzilli, S (7, PH) OBP: 0.418, SLG: 0.372 Ray Krawczyk, R (7, 1) Jim Winn, R (8, 1) OBP: 0.188, SLG: 0.200		1B			F9		F9			0 1 1 0 1 0 0	0 0 0 0 0 0 0	0 1 0 0 0 0 0	0 0 0 0 0 0 0	0 0 0 0 0 0 0	0 0 0 0 0 0 0	0 0 0 0 0 0 0
Inning Stats	R: 1 E: 1 K: 1 S: 7 H: 1 LOB: 2 BB: 1 P: 11	R: 0 E: 0 K: 1 S: 6 H: 1 LOB: 1 BB: 0 P: 6	R: 0 E: 0 K: 0 S: 3 H: 0 LOB: 0 BB: 0 P: 3	R: 0 E: 0 K: 1 S: 5 H: 0 LOB: 1 BB: 1 P: 9	R: 0 E: 0 K: 0 S: 4 H: 1 LOB: 1 BB: 0 P: 4	R: 0 E: 0 K: 0 S: 3 H: 0 LOB: 0 BB: 0 P: 3	R: 0 E: 0 K: 0 S: 3 H: 0 LOB: 0 BB: 0 P: 3	R: 0 E: 0 K: 1 S: 6 H: 1 LOB: 1 BB: 0 P: 6	R: 0 E: 0 K: 0 S: 3 H: 1 LOB: 0 BB: 0 P: 3	1B: 5 2B: 0 3B: 0 HR: 0 SF: 0 SAC: 1 DP: 1 HBP: 0						

AB	31
R	1
H	5
RBI	1
BB	2
SO	4
LOB	13

WP: 0 PB: 0 SB: 1 CS: 0 PA: 34

PITCHER		IP	WLS	BF	H	R	ER	SO	BB	IBB	HBP	BLK	WP	HR	S	P	ERA	WHIP
Dwight Gooden, R ERA: 1.57	(1, 1)	8.0	W	31	4	1	0	4	2	0	0	0	0	0	37	45	0.00	0.750
Tom Gorman, L ERA: 4.82	(9, 1)	1.0		3	1	0	0	0	0	0	0	0	0	0	3	3	0.00	1.000

PITCHER	IP	WLS	BF	H	R	ER	SO	BB	IBB	HBP	BLK	WP	HR	S	P	ERA	WHIP

BOTTOM

Pittsburgh Pirates @ New York Mets

Shea Stadium, Flushing, NY

Sat Sep 21 1985, 7:05 PM EDT

Att. 49,931 - Unknown

Batter	1	2	3	4	5	6	7	8	9	AB	R	H	RBI	BB	SO	LOB
Mookie Wilson, S (1, 8) OBP: 0.341, SLG: 0.437	BBB 4-0 2B BB x 3-0 G3 ③			x 0-0 B1 1B	x 0-0 L7 ③		x 0-0 L6 ②	BBB 4-0 1B 1-2 BB		4	1	1	0	2	0	3
Wally Backman, S (1, 4) OBP: 0.326, SLG: 0.345	x 0-0 1B WP 1-H 2B	x 0-0 6-3 ①		x 0-0 B1 ① 1-2		x 0-0 S 1B	x 0-0 1B 1-2 3-H 1B	x 0-0 FC6-4 1-2 2-3 3-H 1B		6	1	4	3	0	0	1
Keith Hernandez, L (1, 3) OBP: 0.368, SLG: 0.410 Tom Paciorek, R (8, 3) OBP: 0.307, SLG: 0.311	BBBB 4-0 WP 1B 1B BB	SSS 0-3 K ②		x 0-0 F7 ②		x 0-0 1-3 ① 1-2	x 0-0 1B 1-2 2-H 1B	x 0-0 FC6-4 ③ 1-2f		4 1	1 0	1 0	1 0	1 0	1 0	2 3
Gary Carter, R (1, 2) OBP: 0.374, SLG: 0.497 Ronn Reynolds, R (7, 2) OBP: 0.244, SLG: 0.275	x 0-0 1B WP 2B 1-2 2-3 1B	BBBB 4-0 BB		I I I 4-0 IBB		x 0-0 F8 ②	SSS 0-3 K ③			2 1	1 0	1 0	0 0	2 0	0 1	1 2
Darryl Strawberry, L (1, 9) OBP: 0.385, SLG: 0.553	x 0-0 F7 ① 1-2 2-3 3-H	x 0-0 F7 ③		x 0-0 4-3 ③		BBBB 4-0 BB		SSS 0-3 K ①		4	0	0	0	1	1	5
Danny Heep, L (1, 7) OBP: 0.336, SLG: 0.425	x 0-0 2B HR 2-3 3-H 1B		x 0-0 F5 ①		x 0-0 F7 ①	x 0-0 F8 ③		x 0-0 L3 ②		5	1	1	1	0	0	2
Howard Johnson, S (1, 5) OBP: 0.306, SLG: 0.398	x 0-0 F9 ②		x 0-0 F8 ②		x 0-0 4-3 1B 2B		x 0-0 1B 1B	x 0-0 1B 3B		5	2	3	0	0	0	2
Rafael Santana, R (1, 6) OBP: 0.295, SLG: 0.295	x 0-0 HR 1-3 3-H 2B	BBBB 4-0 BB			x 0-0 4-3 ② 2-3		x 0-0 1B 1-2 1B 1B	x 0-0 1B 1B 3-H 1B		4	3	3	2	1	0	1
Dwight Gooden, R (1, 1) OBP: 0.272, SLG: 0.287 Rusty Staub, L (8, PH) OBP: 0.404, SLG: 0.419 Tom Gorman, L (9, 1)	x 0-0 2-H 3-H HR	x 0-0 L5 ③			x 0-0 3-H 1B		x 0-0 1B 1-3 1B 1B	x 0-0 1B BB 1-3 1B		4 1 0	2 0 0	3 1 0	4 0 0	0 0 0	0 0 0	1 0 0
Inning Stats	R: 7 H: 5 E: 0 LOB: 0 K: 0 BB: 2 S: 8 P: 16	R: 0 H: 0 E: 0 LOB: 1 K: 1 BB: 1 S: 5 P: 9	R: 0 H: 0 E: 0 LOB: 1 K: 0 BB: 1 S: 3 P: 7	R: 0 H: 1 E: 0 LOB: 2 K: 0 BB: 1 S: 4 P: 8	R: 1 H: 2 E: 0 LOB: 1 K: 0 BB: 0 S: 5 P: 5	R: 0 H: 1 E: 0 LOB: 2 K: 0 BB: 1 S: 4 P: 8	R: 2 H: 5 E: 0 LOB: 2 K: 1 BB: 0 S: 9 P: 9	R: 2 H: 4 E: 0 LOB: 3 K: 1 BB: 1 S: 9 P: 13		1B: 13 SF: 0 2B: 3 SAC: 0 3B: 1 DP: 0 HR: 1 HBP: 0						

livebaseballscorecards.com

AB	41
R	12
H	18
RBI	11
BB	7
SO	3
LOB	23

WP: 1 PA: 48
PB: 0
SB: 1
CS: 0

PITCHER		IP	WLS	BF	H	R	ER	SO	BB	IBB	HBP	BLK	WP	HR	S	P	ERA	WHIP
Rick Rhoden, R ERA: 4.13	(1, 1)	0.2	L	9	5	7	7	0	2	0	0	0	1	1	7	15	94.50	10.500
Larry McWilliams, L ERA: 4.93	(1, 1)	3.1		14	1	0	0	1	2	1	0	0	0	0	13	25	0.00	0.900
Mike Bielecki, R ERA: 5.4	(5, 1)	2.0		10	3	1	1	0	1	0	0	0	0	0	9	13	4.50	2.000
Ray Krawczyk, R ERA: 14.63	(7, 1)	1.2		14	9	4	4	2	1	0	0	0	0	0	17	21	21.60	6.000
Jim Winn, R ERA: 4.87	(8, 1)	0.1		1	0	0	0	0	0	0	0	0	0	0	1	1	0.00	0.000

PITCHER	IP	WLS	BF	H	R	ER	SO	BB	IBB	HBP	BLK	WP	HR	S	P	ERA	WHIP

Pittsburgh Pirates @ New York Mets

Shea Stadium, Flushing, NY

Sun Sep 22 1985, 3:33 AM EDT

Att. 35,679 - Unknown

livebaseballscorecards.com

Batter	1	2	3	4	5	6	7	8	9	AB	R	H	RBI	BB	SO	LOB
Joe Orsulak, L (1, 8) OBP: 0.327, SLG: 0.347	S 1B 1B	F6			2B		5-3		F8	5	1	2	0	0	0	1
R.J. Reynolds, S (1, 7) OBP: 0.321, SLG: 0.394	S 1B 1B 1-H		4-3		F7		6-3		K	5	1	1	1	0	1	2
Johnny Ray, S (1, 4) OBP: 0.315, SLG: 0.364	5-3 1B 1B 1-H		F9			SH1-3 1B 1B BB	CS 1B			3	1	2	1	1	0	0
Sid Bream, L (1, 3) OBP: 0.295, SLG: 0.374	5-3 1B 1-2		3-1			1B SH1-3 1B 1B 1-2	CS 1-2	K		4	1	2	0	0	1	0
Mike Brown, R (1, 9) OBP: 0.338, SLG: 0.451	5-3 1-2 2-3			1-3		SH1-3 1-2 2-3		1B		3	0	1	0	0	0	2
Tony Peña, R (1, 2) OBP: 0.283, SLG: 0.363	K			F3		1B 1B IBB		K		3	1	0	0	1	2	3
Jim Morrison, R (1, 5) OBP: 0.272, SLG: 0.320	F2			F3		1B 1B 1B 1-2 2-3 3-H		F4		4	0	1	1	0	0	3
Sam Khalifa, R (1, 6) OBP: 0.290, SLG: 0.314		F8			K	1B 1-H 2-H 3-H			SH1-3 BB	3	0	1	2	1	1	0
Bob Kipper, R (1, 1) Pat Clements, R (9, 1)		6-3			K	K			SH1-3 1-2	3 0	0 0	0 0	0 0	0 0	2 0	1 0
Inning Stats	R: 2 E: 0 K: 1 S: 9 H: 4 LOB: 2 BB: 0 P: 9	R: 0 E: 0 K: 0 S: 3 H: 0 LOB: 0 BB: 0 P: 3	R: 0 E: 0 K: 0 S: 3 H: 0 LOB: 0 BB: 0 P: 3	R: 0 E: 0 K: 0 S: 3 H: 0 LOB: 0 BB: 0 P: 3	R: 0 E: 0 K: 2 S: 8 H: 1 LOB: 1 BB: 0 P: 8	R: 3 E: 0 K: 1 S: 7 H: 3 LOB: 1 BB: 2 P: 15	R: 0 E: 0 K: 0 S: 3 H: 1 LOB: 0 BB: 0 P: 3	R: 0 E: 0 K: 2 S: 8 H: 1 LOB: 1 BB: 0 P: 8	R: 0 E: 0 K: 1 S: 5 H: 0 LOB: 1 BB: 1 P: 9	1B: 9 2B: 1 3B: 0 HR: 0 SF: 0 SAC: 2 DP: 0 HBP: 0						

PITCHER		IP	WLS	BF	H	R	ER	SO	BB	IBB	HBP	BLK	WP	HR	S	P	ERA	WHIP
Terry Leach, R ERA: 3.2	(1, 1)	6.0	L	27	8	5	5	4	1	1	0	0	0	0	33	41	7.50	1.500
Randy Niemann, L ERA:	(7, 1)	1.0		3	1	0	0	0	0	0	0	0	0	0	3	3	0.00	1.000
Wes Gardner, R ERA: 5.91	(8, 1)	2.0		8	1	0	0	3	1	0	0	0	0	0	13	17	0.00	1.000

PITCHER	IP	WLS	BF	H	R	ER	SO	BB	IBB	HBP	BLK	WP	HR	S	P	ERA	WHIP

AB	33
R	5
H	10
RBI	5
BB	3
SO	7
LOB	12

WP: 0 PB: 0 SB: 2 CS: 1 PA: 39

BOTTOM

Pittsburgh Pirates @ New York Mets

Shea Stadium, Flushing, NY

Sun Sep 22 1985, 3:33 AM EDT

Att. 35,679 - Unknown

Batter	1	2	3	4	5	6	7	8	9	AB	R	H	RBI	BB	SO	LOB
Mookie Wilson, S (1, 8) OBP: 0.337, SLG: 0.431	6-3		K		K			6-3		4	0	0	0	0	2	1
Wally Backman, S (1, 4) OBP: 0.324, SLG: 0.342	K		1-3 1-2		K			6-3		4	0	0	0	0	2	1
Keith Hernandez, L (1, 3) OBP: 0.369, SLG: 0.410	F7		E4 E 2-H 1B			6-3			1B 1B 1B	4	1	2	0	0	0	0
Gary Carter, R (1, 2) OBP: 0.371, SLG: 0.493		F7	E4 1-2			F6			F6	4	0	0	0	0	0	2
George Foster, R (1, 7) OBP: 0.329, SLG: 0.458		F4	F9			F7			1B 1-3 1B 1B	4	1	1	0	0	0	2
Tom Paciorek, R (1, 9) OBP: 0.310, SLG: 0.311		1B BB BB		F6			F9		1B 1-2 3-H 1B	3	0	1	1	1	0	0
Ray Knight, R (1, 5) OBP: 0.245, SLG: 0.322 Wes Gardner, R (8, 1) John Christensen, R (9, PH) OBP: 0.310, SLG: 0.327		1B 1-2 BB		F8			F8		F7	2 0 1	0 0 0	0 0 0	0 0 0	1 0 0	0 0 0	0 0 2
Rafael Santana, R (1, 6) OBP: 0.295, SLG: 0.295 Billy Beane, R (9, PH) OBP: 0.667, SLG: 1.000		1-2 2-3 1B		6-3			F8		FC6-4 1-2 2-H 1B	3 1	0 0	1 1	0 1	0 0	0 0	0 0
Terry Leach, R (1, 1) OBP: 0.231, SLG: 0.250 Randy Niemann, L (7, 1) Howard Johnson, S (8, 5) OBP: 0.305, SLG: 0.395			1-3 E BB		F7			2-3	FC6-4 1-2f	1 0 2	1 0 0	0 0 0	0 0 0	1 0 0	0 0 0	0 0 2
Inning Stats	R: 0 E: 0 K: 1 S: 5 H: 0 LOB: 0 BB: 0 P: 5	R: 0 E: 0 K: 0 S: 3 H: 1 LOB: 2 BB: 2 P: 11	R: 1 E: 2 K: 1 S: 7 H: 1 LOB: 2 BB: 1 P: 11	R: 0 E: 0 K: 0 S: 3 H: 0 LOB: 0 BB: 0 P: 3	R: 0 E: 0 K: 2 S: 7 H: 0 LOB: 0 BB: 0 P: 7	R: 0 E: 0 K: 0 S: 3 H: 0 LOB: 0 BB: 0 P: 3	R: 0 E: 0 K: 0 S: 3 H: 0 LOB: 0 BB: 0 P: 3	R: 0 E: 0 K: 0 S: 3 H: 0 LOB: 0 BB: 0 P: 3	R: 2 E: 0 K: 0 S: 7 H: 4 LOB: 2 BB: 0 P: 7	1B: 6 2B: 0 3B: 0 HR: 0 SF: 0 SAC: 0 DP: 0 HBP: 0						

PITCHER		IP	WLS	BF	H	R	ER	SO	BB	IBB	HBP	BLK	WP	HR	S	P	ERA	WHIP
Bob Kipper, L ERA: 8.1	(1, 1)	8.1	W	33	5	3	2	4	3	0	0	0	0	0	38	50	2.16	0.960
Pat Clements, L ERA: 3.34	(9, 1)	0.2	S	3	1	0	0	0	0	0	0	0	0	0	3	3	0.00	1.500

PITCHER	IP	WLS	BF	H	R	ER	SO	BB	IBB	HBP	BLK	WP	HR	S	P	ERA	WHIP

AB	33
R	3
H	6
RBI	2
BB	3
SO	4
LOB	10

WP: 0 PA: 36
PB: 0
SB: 0
CS: 0

livebaseballscorecards.com

Batter	1	2	3	4	5	6	7	8	9	AB	R	H	RBI	BB	SO	LOB
Mookie Wilson, S (1, 8) OBP: 0.334, SLG: 0.427	K		4-3	S 1B		K 1-2		K		5	0	1	1	0	3	1
Wally Backman, S (1, 4) OBP: 0.324, SLG: 0.345	CS 1B		K	1-3 1-2		2-H 2B			F7	5	0	2	1	0	1	2
Keith Hernandez, L (1, 3) OBP: 0.372, SLG: 0.414	BB BB 1-2 BB		HR 3B		BB BB	BB			F9	2	1	1	0	3	0	0
Gary Carter, R (1, 2) OBP: 0.372, SLG: 0.497	BB 1-2 BB		HR 3-H		P6	F9			E5	4	1	1	2	1	0	3
Darryl Strawberry, L (1, 9) OBP: 0.387, SLG: 0.550	1-2 2-3 BB		CS BB		1-2 BB		L4		3-1	2	0	0	0	3	0	1
George Foster, R (1, 7) OBP: 0.328, SLG: 0.455	1-3		CS 1-2	FC6-4 1B 1B BB	F9		4-3			3	1	0	0	1	0	5
Howard Johnson, S (1, 5) OBP: 0.304, SLG: 0.394		K		FC6-4 1-2 1B	F9		K			4	0	1	0	0	2	2
Rafael Santana, R (1, 6) OBP: 0.293, SLG: 0.292		K2-3		FC6-4 1B 1-2f 2-3		4-3		K		4	0	0	0	0	2	2
Rick Aguilera, R (1, 1) OBP: 0.303, SLG: 0.344		6-3		K		S 2B BB		K		2	0	0	0	0	1	2
Lenny Dykstra, L (6, PH) OBP: 0.338, SLG: 0.336										0	1	0	0	1	0	0
Roger McDowell, R (6, 1) OBP: 0.211, SLG: 0.222										1	0	0	0	0	1	0
Inning Stats	R: 0 E: 0 K: 1 S: 5 H: 1 LOB: 3 BB: 3 P: 17	R: 0 E: 0 K: 2 S: 7 H: 0 LOB: 0 BB: 0 P: 7	R: 2 E: 0 K: 1 S: 6 H: 2 LOB: 0 BB: 1 P: 10	R: 1 E: 0 K: 1 S: 7 H: 2 LOB: 2 BB: 1 P: 11	R: 0 E: 0 K: 0 S: 3 H: 0 LOB: 2 BB: 2 P: 11	R: 1 E: 0 K: 1 S: 6 H: 1 LOB: 2 BB: 2 P: 14	R: 0 E: 0 K: 1 S: 5 H: 0 LOB: 0 BB: 0 P: 5	R: 0 E: 0 K: 3 S: 9 H: 0 LOB: 0 BB: 0 P: 9	R: 0 E: 1 K: 0 S: 4 H: 0 LOB: 1 BB: 0 P: 4	1B: 3 2B: 1 3B: 1 HR: 1 SF: 0 SAC: 0 DP: 0 HBP: 0						

PITCHER	IP	WLS	BF	H	R	ER	SO	BB	IBB	HBP	BLK	WP	HR	S	P	ERA	WHIP
Freddie Toliver, R (1, 1) ERA: 4.11	5.0	L	25	5	3	3	5	7	0	0	0	0	1	28	56	5.40	2.400
Larry Andersen, R (6, 1) ERA: 4.69	2.0		9	1	1	1	2	2	0	0	0	0	0	11	19	4.50	1.500
Dave Shipanoff, R (8, 1) ERA: 1.73	2.0		7	0	0	0	3	0	0	0	0	0	0	13	13	0.00	0.000

PITCHER	IP	WLS	BF	H	R	ER	SO	BB	IBB	HBP	BLK	WP	HR	S	P	ERA	WHIP

TOP

New York Mets @ Philadelphia Phillies

Veterans Stadium, Philadelphia, PA

Mon Sep 23 1985, 7:05 PM EDT

Att. 15,295 - Unknown

livebaseballscorecards.com

AB	32
R	4
H	6
RBI	4
BB	9
SO	10
LOB	18

Batter	1	2	3	4	5	6	7	8	9	AB	R	H	RBI	BB	SO	LOB
Jeff Stone, L (1, 7) OBP: 0.311, SLG: 0.339	G1-4-3 1B		1B		BB 1-2		G1			3	0	2	0	1	0	0
Luis Aguayo, R (1, 6) OBP: 0.385, SLG: 0.471	G1-4-3 1-2f		F8		K			6-3		4	0	0	0	0	1	4
Juan Samuel, R (1, 4) OBP: 0.291, SLG: 0.428	2B			3-1		E5 E FC3-2		5-3		4	0	1	0	0	0	0
Mike Schmidt, R (1, 3) OBP: 0.371, SLG: 0.531	K			HR		6-3		1B		4	1	2	1	0	1	2
Von Hayes, L (1, 8) OBP: 0.341, SLG: 0.416		K		P6		FC3-2 1B 2-H		P6		4	0	0	0	0	1	2
Glenn Wilson, R (1, 9) OBP: 0.307, SLG: 0.415		CS 1B		4-3		1B 1-2			6-3	4	0	2	0	0	0	0
Ozzie Virgil, R (1, 2) OBP: 0.332, SLG: 0.447		K 1-2			6-3	K			5-3	4	0	0	0	0	2	3
Rick Schu, R (1, 5) OBP: 0.321, SLG: 0.379			F8		BB 1B		5-3		5-3	4	0	1	0	0	0	0
Freddie Toliver, R (1, 1)			K		F7		K			1	0	0	0	0	1	0
Tom Foley, L (5, PH) OBP: 0.270, SLG: 0.300										1	0	0	0	0	0	1
Larry Andersen, R (6, 1)										0	0	0	0	0	0	0
Alan Knicely, R (7, PH) OBP: 0.313, SLG: 0.393										1	0	0	0	0	1	0
Dave Shipanoff, R (8, 1)										0	0	0	0	0	0	0
Inning Stats	R: 0 E: 0 K: 1 S: 6 H: 2 LOB: 1 BB: 0 P: 6	R: 0 E: 0 K: 2 S: 7 H: 1 LOB: 1 BB: 0 P: 7	R: 0 E: 0 K: 1 S: 6 H: 1 LOB: 1 BB: 0 P: 6	R: 1 E: 0 K: 0 S: 4 H: 1 LOB: 0 BB: 0 P: 4	R: 0 E: 0 K: 1 S: 6 H: 1 LOB: 2 BB: 1 P: 10	R: 0 E: 2 K: 1 S: 7 H: 1 LOB: 2 BB: 0 P: 7	R: 0 E: 0 K: 1 S: 5 H: 0 LOB: 0 BB: 0 P: 5	R: 0 E: 0 K: 0 S: 4 H: 1 LOB: 1 BB: 0 P: 4	R: 0 E: 0 K: 0 S: 3 H: 0 LOB: 0 BB: 0 P: 3	1B: 6 2B: 2 3B: 0 HR: 1 SF: 0 SAC: 0 DP: 2 HBP: 0						

PITCHER	IP	WLS	BF	H	R	ER	SO	BB	IBB	HBP	BLK	WP	HR	S	P	ERA	WHIP
Rick Aguilera, R (1, 1) ERA: 3.24	5.0	W	20	6	1	1	5	1	0	0	0	0	1	29	33	1.80	1.400
Roger McDowell, R (6, 1) ERA: 2.81	4.0	S	15	2	0	0	2	0	0	0	0	0	0	19	19	0.00	0.500

PITCHER	IP	WLS	BF	H	R	ER	SO	BB	IBB	HBP	BLK	WP	HR	S	P	ERA	WHIP

BOTTOM

New York Mets @ Philadelphia Phillies

Veterans Stadium, Philadelphia, PA

Mon Sep 23 1985, 7:05 PM EDT

Att. 15,295 - Unknown

livebaseballscorecards.com

AB	34
R	1
H	8
RBI	1
BB	1
SO	7
LOB	12

WP: 0 PA: 35
PB: 0
SB: 0
CS: 1

New York Mets @ Philadelphia Phillies

Veterans Stadium, Philadelphia, PA

Tue Sep 24 1985, 3:33 AM EDT

Att. 14,398 - Unknown

TOP

livebaseballscorecards.com

Batter	1	2	3	4	5	6	7	8	9	AB	R	H	RBI	BB	SO	LOB
Mookie Wilson, S (1, 8) OBP: 0.339, SLG: 0.433	BBBB 4-0 1-3 S SF9 BB		0-0 FC1-2 3B		4-0 IBB		0-0 ③ 5-3		0-0 ① F7	3	1	1	0	2	0	1
Larry Bowa, S (1, 4) OBP: 0.279, SLG: 0.308	0-0 ① 1-3 1-3		0-0 ② FC1-2 3-H		0-0 ③ 5-3			BBBB 4-0 1B 1B BB	0-0 1B WP 1B	3	0	0	0	1	0	4
Wally Backman, S (8, PR) OBP: 0.326, SLG: 0.346 (8, 4)										1	2	1	0	0	0	0
Keith Hernandez, L (1, 3) OBP: 0.374, SLG: 0.417	0-0 ② SF9 3-H		0-0 ③ F8			0-0 E9 1B		0-0 G4-6-3 1B 1-3 1B	0-0 WP 1-3 1B	4	2	3	1	0	0	1
Gary Carter, R (1, 2) OBP: 0.372, SLG: 0.496	0-0 ③ F7			0-0 ① F7		0-0 ① F3		0-0 G4-6-3 1-2 3-H 1B	0-0 ② 1-H 3-H 1B	5	0	2	2	0	0	1
Darryl Strawberry, L (1, 9) OBP: 0.385, SLG: 0.543		0-0 ① 1-3		0-0 ② F7		SSS 0-3 ② K		0-0 ①② G4-6-3 1-2f 2-3	BBBB 4-0 BB E BB	4	1	0	0	1	1	3
George Foster, R (1, 7) OBP: 0.331, SLG: 0.456		0-0 G5-4-3 1B		0-0 ③ F9		0-0 ③ F7		0-0 2B 3-H 1B	BBBB 4-0 E 1-2 BB	4	0	2	1	1	0	1
Ray Knight, R (1, 5) OBP: 0.247, SLG: 0.327		0-0 ②③ G5-4-3 1-2f			0-0 ① F4		0-0 SH1-4 1B	0-0 1-3 2B	0-0 E4 FC5-4 1-2 2-H	5	0	2	0	0	0	2
Rafael Santana, R (1, 6) OBP: 0.296, SLG: 0.297			0-0 WP 3B		BBBB 4-0 SH3 BB		0-0 ① F8	4-0 IBB	0-0 ③ FC5-4 1-2f	3	1	1	0	2	0	3
Sid Fernandez, L (1, 1) OBP: 0.184, SLG: 0.224			SSS 0-3 ① K 3-H		0-0 ② SH3 1-2		0-0 ② SH1-4 1-2	0-0 ③ F9		2	0	0	0	0	1	3

Inning Stats																								
	R: 1	H: 0	R: 0	H: 1	R: 1	H: 2	R: 0	H: 0	R: 0	H: 0	R: 0	H: 1	R: 0	H: 1	R: 2	H: 4	R: 3	H: 3	1B: 9	SF: 1	WP: 2	PA: 44
	E: 0	LOB: 0	E: 0	LOB: 0	E: 0	LOB: 1	E: 0	LOB: 0	E: 0	LOB: 2	E: 1	LOB: 1	E: 0	LOB: 1	E: 0	LOB: 3	E: 1	LOB: 2	2B: 1	SAC: 2	PB: 0	
	K: 0	BB: 1	K: 0	BB: 0	K: 1	BB: 0	K: 0	BB: 0	K: 0	BB: 2	K: 1	BB: 0	K: 0	BB: 0	K: 0	BB: 2	K: 0	BB: 2	3B: 2	DP: 2	SB: 1	
	S: 3	P: 7	S: 3	P: 3	S: 7	P: 7	S: 3	P: 3	S: 3	P: 11	S: 6	P: 6	S: 4	P: 4	S: 6	P: 14	S: 6	P: 14	HR: 0	HBP: 0	CS: 0	

PITCHER		IP	WLS	BF	H	R	ER	SO	BB	IBB	HBP	BLK	WP	HR	S	P	ERA	WHIP
Dave Rucker, L ERA: 4.13	(1, 1)	7.0	L	30	6	4	4	2	3	1	0	0	1	0	30	46	5.14	1.286
Dave Shipanoff, R ERA: 1.67	(8, 1)	1.0		6	3	0	0	0	0	1	0	0	0	0	5	9	0.00	3.000
Dave Stewart, R ERA: 5.46	(9, 1)	1.0		8	3	3	2	0	2	0	0	0	1	0	6	14	18.00	5.000

PITCHER	IP	WLS	BF	H	R	ER	SO	BB	IBB	HBP	BLK	WP	HR	S	P	ERA	WHIP

AB	34
R	7
H	12
RBI	4
BB	7
SO	2
LOB	19

BOTTOM

New York Mets @ Philadelphia Phillies

Veterans Stadium, Philadelphia, PA

Tue Sep 24 1985, 3:33 AM EDT

Att. 14,398 - Unknown

Batter	1	2	3	4	5	6	7	8	9	AB	R	H	RBI	BB	SO	LOB
Luis Aguayo, R (1, 6) OBP: 0.392, SLG: 0.490	F8		BB		HBP			HR		2	1	1	1	1	0	0
Juan Samuel, R (1, 4) OBP: 0.289, SLG: 0.426	F8		F7		K			F8		4	0	0	0	0	1	2
Mike Schmidt, R (1, 3) OBP: 0.370, SLG: 0.528	F7		BB			K		F7		3	0	0	0	1	1	0
Glenn Wilson, R (1, 9) OBP: 0.305, SLG: 0.412		K	P4-6			6-3			F9	4	0	0	0	0	1	2
Ozzie Virgil, R (1, 2) OBP: 0.329, SLG: 0.443		K		K		F8			F8	4	0	0	0	0	2	0
Garry Maddox, R (1, 8) OBP: 0.297, SLG: 0.365		BB		F3			F4		F4	3	0	0	0	1	0	0
John Russell, R (1, 7) OBP: 0.291, SLG: 0.403		BB		K			F4			2	0	0	0	1	1	0
Rick Schu, R (1, 5) OBP: 0.321, SLG: 0.378		1B			K		F4			3	0	1	0	0	1	0
Dave Rucker, L (1, 1) OBP: 0.364, SLG: 0.400		K			K			F4		2	0	0	0	0	2	3
Dave Shipanoff, R (8, 1)										0	0	0	0	0	0	0
Derrel Thomas, S (8, PH) OBP: 0.284, SLG: 0.372										1	0	0	0	0	0	0
Dave Stewart, R (9, 1)										0	0	0	0	0	0	0
Inning Stats	R: 0 E: 0 K: 0 S: 3 H: 0 LOB: 0 BB: 0 P: 3	R: 0 E: 0 K: 3 S: 10 H: 1 LOB: 3 BB: 2 P: 18	R: 0 E: 0 K: 0 S: 2 H: 0 LOB: 1 BB: 2 P: 10	R: 0 E: 0 K: 2 S: 7 H: 0 LOB: 0 BB: 0 P: 7	R: 0 E: 0 K: 3 S: 9 H: 0 LOB: 1 BB: 0 P: 10	R: 0 E: 0 K: 1 S: 5 H: 0 LOB: 0 BB: 0 P: 5	R: 0 E: 0 K: 0 S: 3 H: 0 LOB: 0 BB: 0 P: 3	R: 1 E: 0 K: 0 S: 4 H: 1 LOB: 0 BB: 0 P: 4	R: 0 E: 0 K: 0 S: 3 H: 0 LOB: 0 BB: 0 P: 3	1B: 1 2B: 1 3B: 0 HR: 1 SF: 0 SAC: 0 DP: 1 HBP: 1						

PITCHER	IP	WLS	BF	H	R	ER	SO	BB	IBB	HBP	BLK	WP	HR	S	P	ERA	WHIP
Sid Fernandez, L (1, 1) ERA: 2.56	9.0	W	33	2	1	1	9	4	0	1	0	0	1	46	63	1.00	0.667

PITCHER	IP	WLS	BF	H	R	ER	SO	BB	IBB	HBP	BLK	WP	HR	S	P	ERA	WHIP

AB	28
R	1
H	2
RBI	1
BB	4
SO	9
LOB	7

WP: 0 PA: 33
PB: 0
SB: 1
CS: 0

livebaseballscorecards.com

Batter	1	2	3	4	5	6	7	8	9	AB	R	H	RBI	BB	SO	LOB
Mookie Wilson, S (1, 8) OBP: 0.338, SLG: 0.431	F9		K			SH5-4 HR 1B 1-2		4-3		4	1	1	0	0	1	1
Wally Backman, S (1, 4) OBP: 0.326, SLG: 0.346	4-3		1B 2-H			SH5-4 1-2 2-3		K		3	0	1	0	0	1	0
Keith Hernandez, L (1, 3) OBP: 0.375, SLG: 0.415	BB			4-3		HR IBB		6-3		2	1	0	0	2	0	0
Gary Carter, R (1, 2) OBP: 0.371, SLG: 0.500	K			K		HR 1-H 2-H 3-H			1-3	4	1	1	4	0	2	1
Darryl Strawberry, L (1, 9) OBP: 0.384, SLG: 0.539		E4 G3-6		BB CS		F7			F7	3	0	0	0	1	0	0
George Foster, R (1, 7) OBP: 0.328, SLG: 0.451		F7		CS 1-2	F2	K			6-3	4	0	0	0	0	1	1
Jesse Orosco, R (9, 1) OBP: 0.333, SLG: 0.333										0	0	0	0	0	0	0
Howard Johnson, S (1, 5) OBP: 0.302, SLG: 0.390		G3-6 1-2f			K		G3			3	0	0	0	0	1	1
Rafael Santana, R (1, 6) OBP: 0.296, SLG: 0.297			SH1-4 1B 1B		F4		5-3			3	0	1	0	0	0	0
Ron Darling, R (1, 1) OBP: 0.187, SLG: 0.219			SH1-4 1-2			SH5-4 1B HR BB	K			1	1	0	0	1	1	0
Roger McDowell, R (7, 1) OBP: 0.211, SLG: 0.222										0	0	0	0	0	0	0
Danny Heep, L (9, 7) OBP: 0.336, SLG: 0.425										0	0	0	0	0	0	0

TOP

New York Mets @ Chicago Cubs

Wrigley Field, Chicago, IL

Wed Sep 25 1985, 3:33 AM CDT

Att. 10,339 - Unknown

	AB	27
	R	4
	H	4
	RBI	4
	BB	4
	SO	7
	LOB	4

livebaseballscorecards.com

Inning Stats	1	2	3	4	5	6	7	8	9
	R: 0 E: 0 K: 1 S: 5	H: 0 LOB: 1 BB: 1 P: 9	R: 0 E: 1 K: 0 S: 3	H: 0 LOB: 0 BB: 0 P: 3	R: 0 E: 0 K: 1 S: 6	H: 2 LOB: 2 BB: 0 P: 6	R: 0 E: 0 K: 1 S: 4	H: 0 LOB: 0 BB: 1 P: 8	R: 0 E: 0 K: 1 S: 5	H: 0 LOB: 0 BB: 0 P: 5	R: 4 E: 0 K: 1 S: 7	H: 2 LOB: 0 BB: 2 P: 15	R: 0 E: 0 K: 1 S: 5	H: 0 LOB: 0 BB: 0 P: 5	R: 0 E: 0 K: 1 S: 5	H: 0 LOB: 0 BB: 0 P: 5	R: 0 E: 0 K: 0 S: 3	H: 0 LOB: 0 BB: 0 P: 3

1B: 3 SF: 0
2B: 0 SAC: 2
3B: 0 DP: 1
HR: 1 HBP: 0

WP: 0 PA: 34
PB: 0
SB: 0
CS: 1

PITCHER		IP	WLS	BF	H	R	ER	SO	BB	IBB	HBP	BLK	WP	HR	S	P	ERA	WHIP
Reggie Patterson, R ERA: 3.47	(1, 1)	6.0		24	4	4	4	5	3	1	0	0	0	1	30	46	6.00	1.167
Jay Baller, R ERA: 2.83	(7, 1)	1.0		3	0	0	0	1	0	0	0	0	0	0	5	5	0.00	0.000
Lee Smith, R ERA: 3.11	(8, 1)	2.0	W	6	0	0	0	1	0	0	0	0	0	0	8	8	0.00	0.000

PITCHER	IP	WLS	BF	H	R	ER	SO	BB	IBB	HBP	BLK	WP	HR	S	P	ERA	WHIP

Batter	1	2	3	4	5	6	7	8	9	AB	R	H	RBI	BB	SO	LOB
Bob Dernier, R (1, 8) OBP: 0.318, SLG: 0.317	S S S 0-3 ① K		x 0-0 ② 5-3			x 0-0 1B 23 SF8 1B	B B B B 4-0 1-2 BB		B B B B 4-0 1-3 1B BB	3	1	1	0	2	1	0
Shawon Dunston, R (1, 6) OBP: 0.306, SLG: 0.383	x 0-0 ② 6-3		x 0-0 ③ F4			x 0-0 WP 1-3 1B	x 0-0 ② SF8 2-3 3-H		x 0-0 1-2 3-H 1B	3	0	1	1	0	0	0
Lee Smith, R (8, 1)										0	0	0	0	0	0	0
Chris Speier, R (9, PH) OBP: 0.297, SLG: 0.350										1	0	1	1	0	0	0
23 Ryne Sandberg, R (1, 4) OBP: 0.368, SLG: 0.504	B B B B 4-0 2B BB			x 0-0 ① F9		x 0-0 ② SF8 3-H	S S S 0-3 ③ K			2	1	0	1	1	1	3
Keith Moreland, R (1, 9) OBP: 0.369, SLG: 0.427	x 0-0 1-H 2B			x 0-0 ② F8		B B B B 4-0 1-2 BB		x 0-0 ① F8		3	0	1	1	1	0	0
(8, 5)																
Jody Davis, R (1, 2) OBP: 0.295, SLG: 0.385	x 0-0 ③ G3			S S S 0-3 ③ K		x 0-0 ③ F8		x 0-0 ② 5-3		4	0	0	0	0	1	3
Leon Durham, L (1, 3) OBP: 0.356, SLG: 0.457		x 0-0 ① 4-3			B B B B 4-0 FC5-4 BB		x 0-0 1B 1B 2B	x 0-0 ③ 4-3		3	1	1	0	1	0	0
Ron Cey, R (1, 5) OBP: 0.319, SLG: 0.402		x 0-0 ② F8			x 0-0 ① FC5-4 G1-6-3 1-2f		x 0-0 FC3-6 1B SF8 2-3 1B		S S S 0-3 ① K	3	0	1	0	0	0	1
Dave Owen, S (7, PR) OBP: 0.429, SLG: 0.385										1	1	0	0	0	1	0
(8, 6)																
Billy Hatcher, R (1, 7) OBP: 0.309, SLG: 0.396		S S S 0-3 ③ K			x 0-0 ② ③ G1-6-3 1-2f		x 0-0 FC3-6 1-2 3-H 1B		S S S 0-3 ② K	2	0	0	0	0	1	1
Thad Bosley, L (7, PH) OBP: 0.396, SLG: 0.518										2	0	1	1	0	1	0
(8, 7)																
Reggie Patterson, R (1, 1)			S S S 0-3 ① K			S S S 0-3 ① K	x 0-0 ① FC3-6 SF8 S 1-2f 2-3		B B B B 4-0 S 1B BB	1	0	0	0	0	1	0
Gary Matthews, R (6, PH) OBP: 0.353, SLG: 0.389										1	0	0	0	0	1	0
Jay Baller, R (7, 1)										0	0	0	0	0	0	0
Richie Hebner, L (7, PH) OBP: 0.256, SLG: 0.272										1	0	0	0	0	0	2
Davey Lopes, R (7, PR) OBP: 0.377, SLG: 0.426										0	1	0	0	1	0	0
(8, 9)																
Inning Stats	R: 1 E: 0 K: 1 S: 6 H: 1 LOB: 1 BB: 1 P: 10	R: 0 E: 0 K: 1 S: 5 H: 0 LOB: 0 BB: 0 P: 5	R: 0 E: 0 K: 1 S: 5 H: 0 LOB: 0 BB: 0 P: 5	R: 0 E: 0 K: 1 S: 5 H: 0 LOB: 0 BB: 0 P: 5	R: 0 E: 0 K: 0 S: 2 H: 0 LOB: 0 BB: 1 P: 6	R: 1 E: 0 K: 1 S: 7 H: 2 LOB: 2 BB: 1 P: 11	R: 2 E: 0 K: 1 S: 8 H: 3 LOB: 3 BB: 1 P: 12	R: 0 E: 0 K: 0 S: 3 H: 0 LOB: 0 BB: 0 P: 3	R: 1 E: 0 K: 2 S: 7 H: 1 LOB: 2 BB: 2 P: 15	1B: 5 2B: 2 3B: 0 HR: 0 SF: 2 SAC: 0 DP: 1 HBP: 0	WP: 1 PB: 0 SB: 3 CS: 0 PA: 38					

PITCHER		IP	WLS	BF	H	R	ER	SO	BB	IBB	HBP	BLK	WP	HR	S	P	ERA	WHIP
Ron Darling, R ERA: 2.94	(1, 1)	6.0		26	6	4	4	5	3	0	0	0	1	0	33	45	6.00	1.500
Roger McDowell, R ERA: 2.76	(7, 1)	2.0		7	0	0	0	1	1	0	0	0	0	0	8	12	0.00	0.500
Jesse Orosco, L ERA: 2.93	(9, 1)	0.2	L	5	1	1	1	2	2	0	0	0	0	0	7	15	13.50	4.500

PITCHER	IP	WLS	BF	H	R	ER	SO	BB	IBB	HBP	BLK	WP	HR	S	P	ERA	WHIP

BOTTOM

New York Mets @ Chicago Cubs

Wrigley Field, Chicago, IL

Wed Sep 25 1985, 3:33 AM CDT

Att. 10,339 - Unknown

livebaseballscorecards.com

AB	30
R	5
H	7
RBI	5
BB	6
SO	8
LOB	10

Batter	1	2	3	4	5	6	7	8	9	AB	R	H	RBI	BB	SO	LOB
Mookie Wilson, S (1, 8) OBP: 0.338, SLG: 0.433	0-0 1B 1B 2B		0-0 CS 1B	0-0 ② FC1-2 1-3 3-H		0-0 ③ 5-3			0-0 ③ G3	5	1	2	0	0	0	2
Wally Backman, S (1, 4) OBP: 0.325, SLG: 0.346	0-0 CS 2-3 1B		0-0 ① ② 6-3 1-2	0-0 ③ 6-3			SSS 0-3 ① K			4	0	1	0	0	1	3
Keith Hernandez, L (1, 3) OBP: 0.376, SLG: 0.415	0-0 ① E 1-2 3-H 1B		BBBB 4-0 BB		0-0 ① F7		0-0 ② 4-3			3	0	1	1	1	0	0
Gary Carter, R (1, 2) OBP: 0.370, SLG: 0.497	0-0 ② F9		SSS 0-3 ③ K		BBBB 4-0 BB BB		0-0 ③ F4			3	0	0	0	1	1	2
Darryl Strawberry, L (1, 9) OBP: 0.385, SLG: 0.537	0-0 E8 1-3 1B			0-0 ① 4-3	SSS 0-3 ② K			BBBB 4-0 CS BB		3	0	1	0	1	1	1
Danny Heep, L (1, 7) OBP: 0.339, SLG: 0.426 Tom Paciorek, R (8, PH) OBP: 0.309, SLG: 0.310 (8, 7)	0-0 ③ 6-3			0-0 1B 2B 1B	BBBB 4-0 1-2 BB			SSS 0-3 ① ② K 1-2		2 1	1 0	1 0	0 0	1 0	0 1	2 1
Howard Johnson, S (1, 5) OBP: 0.302, SLG: 0.389		0-0 ① G3		0-0 2B 1-2 1B 1B	0-0 ③ 6-3			0-0 ③ 4-3		4	1	1	0	0	0	2
Rafael Santana, R (1, 6) OBP: 0.295, SLG: 0.299		0-0 ② G3		0-0 1B 1-3 2-H FC1-2 2B		0-0 ① 6-3			SSS 0-3 ① K	4	0	1	1	0	1	0
Dwight Gooden, R (1, 1) OBP: 0.271, SLG: 0.286		SSS 0-3 ③ K		0-0 FC1-2 2-3 3-H 1B		0-0 ② 6-3			SSS 0-3 ② K	4	0	1	1	0	2	0
Inning Stats	R: 1 H: 4 E: 1 LOB: 2 K: 0 BB: 0 S: 6 P: 6	R: 0 H: 0 E: 0 LOB: 0 K: 1 BB: 0 S: 5 P: 5	R: 0 H: 1 E: 0 LOB: 1 K: 1 BB: 1 S: 5 P: 9	R: 2 H: 4 E: 0 LOB: 2 K: 0 BB: 0 S: 7 P: 7	R: 0 H: 0 E: 0 LOB: 2 K: 1 BB: 2 S: 5 P: 13	R: 0 H: 0 E: 0 LOB: 0 K: 0 BB: 0 S: 3 P: 3	R: 0 H: 0 E: 0 LOB: 0 K: 1 BB: 0 S: 5 P: 5	R: 0 H: 0 E: 0 LOB: 0 K: 1 BB: 1 S: 4 P: 8	R: 0 H: 0 E: 0 LOB: 0 K: 2 BB: 0 S: 7 P: 7	1B: 7 SF: 0 2B: 2 SAC: 0 3B: 0 DP: 0 HR: 0 HBP: 0						

New York Mets @ Chicago Cubs

Wrigley Field, Chicago, IL

Thu Sep 26 1985, 3:33 AM CDT

Att. 11,091 - Unknown

livebaseballscorecards.com

AB	33
R	3
H	9
RBI	3
BB	4
SO	7
LOB	13

WP: 0 PA: 37
PB: 0
SB: 0
CS: 3

PITCHER		IP	WLS	BF	H	R	ER	SO	BB	IBB	HBP	BLK	WP	HR	S	P	ERA	WHIP
Johnny Abrego, R ERA: 5.4	(1, 1)	3.1	L	18	9	3	3	2	1	0	0	0	0	0	21	25	8.10	3.000
Ron Meridith, L ERA: 4.06	(4, 1)	2.2		10	0	0	0	1	2	0	0	0	0	0	10	18	0.00	0.750
Steve Engel, L ERA: 5.92	(7, 1)	1.0		4	0	0	0	1	1	0	0	0	0	0	5	9	0.00	1.000
Jay Baller, R ERA: 2.7	(8, 1)	2.0		5	0	0	0	3	0	0	0	0	0	0	11	11	0.00	0.000

PITCHER	IP	WLS	BF	H	R	ER	SO	BB	IBB	HBP	BLK	WP	HR	S	P	ERA	WHIP

Batter	1	2	3	4	5	6	7	8	9	AB	R	H	RBI	BB	SO	LOB
Bob Dernier, R (1, 8) OBP: 0.317, SLG: 0.316	4-3	4-3		F9			E4		FC5-4 1B	5	0	1	0	0	0	3
Shawon Dunston, R (1, 6) OBP: 0.308, SLG: 0.381	6-3 23 1B 1B		1B BB		K		K		FC5-4 1-2f	4	0	1	0	1	2	2
23 Ryne Sandberg, R (1, 4) OBP: 0.368, SLG: 0.503	6-3 1-2 1B		F8		F4		F4			4	0	1	0	0	0	2
Keith Moreland, R (1, 9) OBP: 0.368, SLG: 0.426	6-3 1-2 2-3		FC4-6 1-3 1B		5-3		F8			4	0	1	0	0	0	3
Jody Davis, R (1, 2) OBP: 0.295, SLG: 0.384	6-3		K			BB 1B		K		4	0	1	0	0	2	4
Leon Durham, L (1, 3) OBP: 0.355, SLG: 0.454		K	FC4-6 1-2f					E4 G5-4-3		3	0	0	0	1	1	2
Ron Cey, R (1, 5) OBP: 0.319, SLG: 0.403		1B 2B		F8		F9		G5-4-3 1-2f		4	0	1	0	0	0	3
Billy Hatcher, R (1, 7) OBP: 0.307, SLG: 0.392		2-3 1B		F9		K			F8	4	0	1	0	0	1	2
Johnny Abrego, R (1, 1) Ron Meridith, L (4, 1) OBP: 0.400, SLG: 0.250 Richie Hebner, L (6, PH) OBP: 0.254, SLG: 0.270 Steve Engel, R (7, 1) OBP: 0.333, SLG: 0.400 Jay Baller, R (8, 1) Thad Bosley, L (9, PH) OBP: 0.394, SLG: 0.515		F3							F8	1 1 1 0 0 1	0 0 0 0 0 0	0 1 0 0 0 0	0 0 0 0 0 0	0 0 0 0 0 0	0 0 1 0 0 0	2 0 2 0 0 0
Inning Stats	R: 0 E: 0 K: 0 S: 5 H: 2 LOB: 2 BB: 0 P: 5	R: 0 E: 0 K: 1 S: 7 H: 2 LOB: 2 BB: 0 P: 7	R: 0 E: 0 K: 1 S: 6 H: 1 LOB: 2 BB: 1 P: 10	R: 0 E: 0 K: 0 S: 4 H: 1 LOB: 1 BB: 0 P: 4	R: 0 E: 0 K: 1 S: 5 H: 0 LOB: 0 BB: 0 P: 5	R: 0 E: 0 K: 2 S: 8 H: 1 LOB: 2 BB: 1 P: 12	R: 0 E: 1 K: 1 S: 6 H: 0 LOB: 1 BB: 0 P: 6	R: 0 E: 1 K: 1 S: 5 H: 0 LOB: 0 BB: 0 P: 5	R: 0 E: 0 K: 0 S: 4 H: 1 LOB: 1 BB: 0 P: 4	1B: 7 2B: 1 3B: 0 HR: 0 SF: 0 SAC: 0 DP: 1 HBP: 0						

PITCHER	IP	WLS	BF	H	R	ER	SO	BB	IBB	HBP	BLK	WP	HR	S	P	ERA	WHIP
Dwight Gooden, R (1, 1) ERA: 1.51	9.0	W	38	8	0	0	7	2	0	0	0	0	0	50	58	0.00	1.111

PITCHER	IP	WLS	BF	H	R	ER	SO	BB	IBB	HBP	BLK	WP	HR	S	P	ERA	WHIP

BOTTOM

New York Mets @ Chicago Cubs

Wrigley Field, Chicago, IL

Thu Sep 26 1985, 3:33 AM CDT

Att. 11,091 - Unknown

livebaseballscorecards.com

AB	36
R	0
H	8
RBI	0
BB	2
SO	7
LOB	25

PB: 0
SB: 0
CS: 0

Batter	1	2	3	4	5	6	7	8	9	AB	R	H	RBI	BB	SO	LOB
Mookie Wilson, S (1, 8) OBP: 0.336, SLG: 0.428	5-3	4-3		K			BB	4-3		4	0	0	0	1	1	1
Wally Backman, S (1, 4) OBP: 0.326, SLG: 0.349	F8 1B 1B	2B	4-3				F9		1B	4	2	2	0	0	0	1
Ray Knight, R (9, PH) OBP: 0.250, SLG: 0.330										1	0	1	0	0	0	0
Ron Gardenhire, R (9, PR) OBP: 0.317, SLG: 0.182	1B	2B			2B		G6-4-3		1B	0	0	0	0	0	0	0
Keith Hernandez, L (1, 3) OBP: 0.379, SLG: 0.420	BB 1B		6-3							5	1	4	0	0	0	1
Gary Carter, R (1, 2) OBP: 0.369, SLG: 0.496	F8		HR		F8		G6-4-3		F9	5	1	1	1	0	0	7
Darryl Strawberry, L (1, 9) OBP: 0.385, SLG: 0.542	BB		HR		4-3			K	F8	4	1	1	2	1	1	3
Danny Heep, L (1, 7) OBP: 0.340, SLG: 0.426	1B		F8			F8		6-3	K	2	0	1	2	0	0	0
Tom Paciorek, R (6, PH) OBP: 0.305, SLG: 0.306										3	0	0	0	0	1	2
(6, 7)																
Howard Johnson, S (1, 5) OBP: 0.301, SLG: 0.390	K		1-3			F2		2B		4	1	1	0	0	1	2
Rafael Santana, R (1, 6) OBP: 0.297, SLG: 0.302		K		4-3		1B		2B		4	1	2	1	0	1	0
Ed Lynch, R (1, 1) OBP: 0.167, SLG: 0.077		F8		K		F7		1B		1	0	0	0	0	0	0
Tom Gorman, L (3, 1) OBP: 0.000, SLG: 0.000										0	0	0	0	0	0	0
Wes Gardner, R (3, 1) OBP: 0.000, SLG: 0.000										0	0	0	0	0	0	0
Randy Niemann, L (3, 1) OBP: 0.000, SLG: 0.000										0	0	0	0	0	0	0
Billy Beane, R (4, PH) OBP: 0.000, SLG: 0.750										1	0	0	0	0	1	0
Terry Leach, R (4, 1) OBP: 0.000, SLG: 0.000										0	0	0	0	0	0	0
John Christensen, R (6, PH) OBP: 0.167, SLG: 0.524										1	0	0	0	0	0	1
Bill Latham, L (6, 1) OBP: 0.500, SLG: 0.333										0	0	0	0	0	0	0
Rusty Staub, L (6, PH) OBP: 0.000, SLG: 0.429										0	0	0	0	0	0	0
George Foster, R (6, PH) OBP: 0.250, SLG: 0.463										1	0	1	1	0	0	0
Lenny Dykstra, L (6, PR) OBP: 0.538, SLG: 0.538										0	0	0	0	0	0	0
Roger McDowell, R (6, 1) OBP: 0.211, SLG: 0.222										0	0	0	0	0	0	0
Inning Stats	R: 2 E: 0 K: 1 S: 8 H: 3 LOB: 2 BB: 1 P: 12	R: 0 E: 0 K: 1 S: 5 H: 0 LOB: 0 BB: 0 P: 5	R: 3 E: 0 K: 0 S: 6 H: 3 LOB: 0 BB: 0 P: 6	R: 0 E: 0 K: 2 S: 7 H: 0 LOB: 0 BB: 0 P: 7	R: 0 E: 0 K: 0 S: 4 H: 1 LOB: 1 BB: 0 P: 4	R: 0 E: 0 K: 0 S: 4 H: 1 LOB: 1 BB: 0 P: 4	R: 0 E: 0 K: 0 S: 3 H: 1 LOB: 1 BB: 1 P: 7	R: 2 E: 0 K: 1 S: 8 H: 3 LOB: 1 BB: 0 P: 8	R: 0 E: 0 K: 1 S: 7 H: 2 LOB: 2 BB: 0 P: 7	1B: 8 2B: 5 3B: 0 HR: 1 SF: 0 SAC: 0 DP: 1 HBP: 0	WP: 0 PB: 0 SB: 0 CS: 0 PA: 42					

PITCHER		IP	WLS	BF	H	R	ER	SO	BB	IBB	HBP	BLK	WP	HR	S	P	ERA	WHIP
Rick Rhoden, R ERA: 4.29	(1, 1)	3.0		16	6	5	5	2	1	0	0	0	0	1	19	23	15.00	2.333
Larry McWilliams, L ERA: 4.73	(4, 1)	4.0	W	15	3	0	0	2	1	0	0	0	0	0	18	22	0.00	1.000
Cecilio Guante, R ERA: 2.61	(8, 1)	0.2		4	2	2	2	1	0	0	0	0	0	0	6	6	27.00	3.000
Pat Clements, L ERA: 3.3	(8, 1)	0.1		4	3	0	0	0	0	0	0	0	0	0	4	4	0.00	9.000
Jose DeLeon, R ERA: 4.67	(9, 1)	1.0	S	3	0	0	0	1	0	0	0	0	0	0	5	5	0.00	0.000

PITCHER	IP	WLS	BF	H	R	ER	SO	BB	IBB	HBP	BLK	WP	HR	S	P	ERA	WHIP

TOP

New York Mets @ Pittsburgh Pirates

Three Rivers Stadium, Pittsburgh, PA

Fri Sep 27 1985, 7:05 PM EDT

Att. 4,843 - Unknown

livebaseballscorecards.com

AB	40
R	7
H	14
RBI	7
BB	2
SO	6
LOB	18

New York Mets @ Pittsburgh Pirates

Three Rivers Stadium, Pittsburgh, PA

Fri Sep 27 1985, 7:05 PM EDT

Att. 4,843 - Unknown

BOTTOM

Batter	1	2	3	4	5	6	7	8	9	AB	R	H	RBI	BB	SO	LOB
Joe Orsulak, L (1, 8) OBP: 0.334, SLG: 0.362	0-0 E S 6-3 1B		1B 1B 1B 1-2 2-H 3-H 1B			0-0 ① F9		0-0 3B		5	2	4	2	0	0	0
R.J. Reynolds, S (1, 7) OBP: 0.324, SLG: 0.388	0-3 ① K 1-3		BB 1B 1-2 E 1B 6-3			0-0 ② 1-3		0-0 ③ 4-3		5	1	1	0	0	1	4
Johnny Ray, S (1, 4) OBP: 0.313, SLG: 0.357	0-0 ② 6-3 3-H		0-0 ① F9	0-0 ① F8		BBBB 4-0 S BB				3	0	0	1	1	0	2
Sid Bream, L (1, 3) OBP: 0.317, SLG: 0.417	0-0 ③ 4-3		0-0 E BB BB 1-2 2-H 1B	0-0 ② F7		0-0 ③ 4-3 1-2				4	1	1	1	0	0	1
Mike Brown, R (1, 9) OBP: 0.345, SLG: 0.447		BBBB 4-0 1B 1B BB	BBBB 4-0 BB E 1B 1-2 2-3 BB	0-0 ③ 5-3			0-0 ① F9			2	1	0	0	2	0	0
Tony Peña, R (1, 2) OBP: 0.286, SLG: 0.366	0-0 1B 1-2 SF8 1B	0-0 E5 1B BB 1B 1-2 2-3 3-H		BBBB 4-0 BB			0-0 ② F4			3	2	1	1	1	0	2
Jim Morrison, R (1, 5) OBP: 0.270, SLG: 0.327	0-0 ① SSS 1-3 2-H 1B	0-3 ② SSS K		SSS 0-3 ① K			SSS 0-3 ③ K			4	0	1	0	0	3	4
Sam Khalifa, R (1, 6) OBP: 0.301, SLG: 0.318	0-0 ② SF8 3-H	BBBB 4-0 1B 1B 1-2 2-3 3-H BB		0-0 ② F9				0-0 ① 6-3		2	1	0	2	1	0	1
Rick Rhoden, R (1, 1) OBP: 0.219, SLG: 0.239 Lee Mazzilli, S (3, PH) OBP: 0.420, SLG: 0.374 Larry McWilliams, L (4, 1) OBP: 0.158, SLG: 0.162 Cecilio Guante, R (8, 1) OBP: 0.067, SLG: 0.067 Pat Clements, R (8, 1) OBP: 0.333, SLG: 0.333 Jose DeLeon, R (9, 1) OBP: 0.128, SLG: 0.056	0-0 ③ G3	0-0 1B 1-2 2-3 3-H 1B				0-0 ③ L3		SSS 0-3 ② K		1 0 0 0 0 0 1 1 0 1 1 0 0 0 1 0 0 0 0 0 1 0 0 0 0 0 0 0 1 0 0 0 0 1 0 0 0 0 0 0 0 0						
Inning Stats	R: 1 H: 1 E: 1 LOB: 0 K: 1 BB: 0 S: 6 P: 6	R: 1 H: 2 E: 0 LOB: 1 K: 0 BB: 1 S: 4 P: 8	R: 6 H: 5 E: 1 LOB: 2 K: 1 BB: 2 S: 11 P: 19	R: 0 H: 0 E: 0 LOB: 0 K: 0 BB: 0 S: 3 P: 3	R: 0 H: 0 E: 0 LOB: 1 K: 1 BB: 1 S: 5 P: 9	R: 0 H: 0 E: 0 LOB: 1 K: 0 BB: 0 S: 3 P: 7	R: 0 H: 0 E: 0 LOB: 0 K: 0 BB: 0 S: 5 P: 5	R: 0 H: 1 E: 0 LOB: 1 K: 1 BB: 0 S: 6 P: 6		1B: 8 SF: 1 2B: 0 SAC: 0 3B: 1 DP: 0 HR: 0 HBP: 0						

livebaseballscorecards.com

AB	32
R	8
H	9
RBI	8
BB	5
SO	5
LOB	16

WP: 0 PA: 38
PB: 0
SB: 2
CS: 0

PITCHER		IP	WLS	BF	H	R	ER	SO	BB	IBB	HBP	BLK	WP	HR	S	P	ERA	WHIP
Ed Lynch, R ERA: 3.44	(1, 1)	2.0		9	3	2	1	1	1	0	0	0	0	0	10	14	4.50	2.000
Tom Gorman, L ERA: 5.13	(3, 1)	0.1		4	3	3	2	0	0	0	0	0	0	0	4	4	54.00	9.000
Wes Gardner, R ERA: 5.73	(3, 1)	0.1	L	5	1	1	0	1	2	0	0	0	0	0	5	13	0.00	9.000
Randy Niemann, L ERA:	(3, 1)	0.1		2	1	2	0	0	0	0	0	0	0	0	2	2	0.00	3.000
Terry Leach, R ERA: 3.08	(4, 1)	2.0		7	0	0	0	1	1	0	0	0	0	0	8	12	0.00	0.500
Bill Latham, L ERA: 4.08	(6, 1)	2.0		7	0	0	0	1	1	0	0	0	0	0	8	12	0.00	0.500
Roger McDowell, R ERA: 2.74	(8, 1)	1.0		4	1	0	0	1	0	0	0	0	0	0	6	6	0.00	1.000

New York Mets @ Pittsburgh Pirates

Three Rivers Stadium, Pittsburgh, PA

Sat Sep 28 1985, 3:33 AM EDT

Att. 4,410 - Unknown

TOP

livebaseballscorecards.com

Batter	1	2	3	4	5	6	7	8	9	AB	R	H	RBI	BB	SO	LOB
Mookie Wilson, S (1, 8) OBP: 0.334, SLG: 0.432	F8		SF7 3-H			2B 3B	K		FC4 1-2f	4	1	1	1	0	1	3
Larry Bowa, S (1, 4) OBP: 0.276, SLG: 0.303	F7		P6			K		F8		3	0	0	0	0	1	1
Wally Backman, S (7, 4) OBP: 0.326, SLG: 0.348										1	0	0	0	0	0	0
Keith Hernandez, L (1, 3) OBP: 0.378, SLG: 0.420	F6			6-3		BB 2B 3-H		F7		4	0	1	1	0	0	0
Gary Carter, R (1, 2) OBP: 0.366, SLG: 0.492		F7		6-3		F8		6-3		4	0	0	0	0	0	1
Darryl Strawberry, L (1, 9) OBP: 0.386, SLG: 0.539		4-3		G3		BB IBB			BB S BB	2	0	0	0	2	0	0
George Foster, R (1, 7) OBP: 0.331, SLG: 0.459		HR			5-3	1-2 2-3 BB				3	1	1	1	1	0	1
Ray Knight, R (1, 5) OBP: 0.248, SLG: 0.327		F3			E1 FC6-4	F7			P5 1-2	2	0	0	0	0	0	0
Howard Johnson, S (6, PH) OBP: 0.300, SLG: 0.388 (6, 5)										2	0	0	0	0	0	4
Rafael Santana, R (1, 6) OBP: 0.299, SLG: 0.304			SH5-4 SF7 2B		F7		6-3		BB IBB	3	1	1	0	1	0	1
Rick Aguilera, R (1, 1) OBP: 0.286, SLG: 0.324			SH5-4 2-3		FC6-4 1-2f		5-3		FC4 1-2 2-3 BB	2	0	0	0	0	0	1
Tom Paciorek, R (9, PH) OBP: 0.305, SLG: 0.306										0	0	0	0	0	0	0
Rusty Staub, L (9, PH) OBP: 0.415, SLG: 0.419										0	0	0	0	1	0	0
Billy Beane, R (9, PR) OBP: 0.500, SLG: 0.750										0	0	0	0	0	0	0
Roger McDowell, R (9, 1) OBP: 0.211, SLG: 0.222										0	0	0	0	0	0	0
Jesse Orosco, R (9, 1) OBP: 0.333, SLG: 0.333										0	0	0	0	0	0	0

	AB	R	H	RBI	BB	SO	LOB
	30	3	4	3	5	2	12

Inning Stats																														
	R: 0	H: 0		R: 1	H: 1		R: 1	H: 1		R: 0	H: 0		R: 0	H: 0		R: 1	H: 2		R: 0	H: 0		R: 0	H: 0		R: 0	H: 0		1B: 0	SF: 1		WP: 0	PA: 37
	E: 0	LOB: 0		E: 0	LOB: 0		E: 0	LOB: 0		E: 0	LOB: 0		E: 1	LOB: 1		E: 0	LOB: 3		E: 0	LOB: 0		E: 0	LOB: 3		E: 0	LOB: 0		2B: 2	SAC: 1		PB: 0	
	K: 0	BB: 0		K: 0	BB: 0		K: 0	BB: 0		K: 0	BB: 0		K: 0	BB: 0		K: 1	BB: 2		K: 1	BB: 5		K: 0	BB: 3		K: 0	BB: 0		3B: 1	DP: 0		SB: 1	
	S: 3	P: 3		S: 4	P: 4		S: 4	P: 4		S: 3	P: 3		S: 4	P: 4		S: 7	P: 15		S: 5	P: 5		S: 3	P: 3		S: 3	P: 15		HR: 1	HBP: 0		CS: 0	

PITCHER		IP	WLS	BF	H	R	ER	SO	BB	IBB	HBP	BLK	WP	HR	S	P	ERA	WHIP
Bob Kipper, L ERA: 7.36	(1, 1)	5.1	L	21	4	3	3	1	0	0	0	0	0	1	23	23	5.06	0.750
Jim Winn, R ERA: 4.75	(6, 1)	1.2		7	0	0	0	1	1	1	0	0	0	0	7	15	0.00	0.600
Pat Clements, L ERA: 3.24	(8, 1)	1.2		7	0	0	0	0	1	1	0	0	0	0	5	13	0.00	0.600
Cecilio Guante, R ERA: 2.6	(9, 1)	0.1		2	0	0	0	0	1	0	0	0	0	0	1	5	0.00	3.000

PITCHER		IP	WLS	BF	H	R	ER	SO	BB	IBB	HBP	BLK	WP	HR	S	P	ERA	WHIP

New York Mets @ Pittsburgh Pirates

Three Rivers Stadium, Pittsburgh, PA

Sat Sep 28 1985, 3:33 AM EDT

Att. 4,410 - Unknown

BOTTOM

Batter	1	2	3	4	5	6	7	8	9	AB	R	H	RBI	BB	SO	LOB
Joe Orsulak, L (1, 8) OBP: 0.331, SLG: 0.358	F7		FC3-6 1-2f 2-3		F8		FC4-6 1-2f		K	4	0	0	0	0	0	3
Sixto Lezcano, R (9, PH) OBP: 0.395, SLG: 0.304										1	0	0	0	0	1	3
R.J. Reynolds, S (1, 7) OBP: 0.325, SLG: 0.390	G4-6-3 HBP		K			K		4-3 SF9 2B	K	4	1	1	0	0	3	5
Johnny Ray, S (1, 4) OBP: 0.311, SLG: 0.355	G4-6-3 1-2f			F6		F7		4-3 2-3		4	0	0	0	0	0	2
Sid Bream, L (1, 3) OBP: 0.323, SLG: 0.432		4-3		5-4-3 BB 1B		WP 2B		SF9 3-H		3	0	2	1	0	0	0
Mike Brown, R (1, 9) OBP: 0.346, SLG: 0.444		F8		5-4-3 1-2 BB		2-3 BB		F8		2	0	0	0	2	0	0
Tony Peña, R (1, 2) OBP: 0.284, SLG: 0.363		F9		5-4-3 1-2 2-3		F4			4-3	4	0	0	0	0	0	4
Jim Morrison, R (1, 5) OBP: 0.269, SLG: 0.330			F9	6-3			F8		BB 2B	4	0	1	0	0	0	2
Sam Khalifa, R (1, 6) OBP: 0.307, SLG: 0.319			FC3-6 1B 1B		F8		FC5-4 BB		BB BB	2	0	1	0	2	0	0
Bob Kipper, R (1, 1) OBP: 0.167, SLG: 0.167 Jim Winn, R (6, 1) OBP: 0.188, SLG: 0.200 Bill Almon, R (7, PH) OBP: 0.336, SLG: 0.431 Pat Clements, R (8, 1) OBP: 0.333, SLG: 0.333 Cecilio Guante, R (9, 1) OBP: 0.067, SLG: 0.067 Lee Mazzilli, S (9, PH) OBP: 0.424, SLG: 0.374			FC3-6 1-2 1B		1-3		FC5-4 FC4-6 1-2f		BB 1-2 2-3	2 0 1 0 0 0	0 0 0 0 0 0	1 0 0 0 0 0	0 0 0 0 0 1	0 0 0 0 0 0	0 0 1 0 0 0	0 0 0 0 0 0
Inning Stats	R: 0 E: 0 K: 0 S: 2 H: 0 LOB: 0 BB: 0 P: 3	R: 0 E: 0 K: 0 S: 3 H: 0 LOB: 0 BB: 0 P: 3	R: 0 E: 0 K: 1 S: 7 H: 2 LOB: 2 BB: 0 P: 7	R: 0 E: 0 K: 0 S: 4 H: 1 LOB: 2 BB: 1 P: 8	R: 0 E: 0 K: 0 S: 3 H: 0 LOB: 0 BB: 0 P: 3	R: 0 E: 0 K: 1 S: 6 H: 1 LOB: 2 BB: 1 P: 10	R: 0 E: 0 K: 0 S: 3 H: 0 LOB: 1 BB: 1 P: 7	R: 1 E: 0 K: 0 S: 4 H: 1 LOB: 0 BB: 0 P: 4	R: 0 E: 0 K: 2 S: 8 H: 1 LOB: 3 BB: 2 P: 16	1B: 3 2B: 3 3B: 0 HR: 0	SF: 1 SAC: 0 DP: 1 HBP: 1	WP: 1 PB: 0 SB: 0 CS: 0	PA: 38				

livebaseballscorecards.com

	AB	31
	R	1
	H	6
	RBI	1
	BB	5
	SO	4
	LOB	20

PITCHER		IP	WLS	BF	H	R	ER	SO	BB	IBB	HBP	BLK	WP	HR	S	P	ERA	WHIP
Rick Aguilera, R ERA: 3.09	(1, 1)	8.0	W	32	5	1	1	2	3	0	1	0	1	0	32	45	1.12	1.000
Roger McDowell, R ERA: 2.73	(9, 1)	0.1		4	1	0	0	0	2	0	0	0	0	0	2	10	0.00	9.000
Jesse Orosco, L ERA: 2.91	(9, 1)	0.2	S	2	0	0	0	2	0	0	0	0	0	0	6	6	0.00	0.000

PITCHER	IP	WLS	BF	H	R	ER	SO	BB	IBB	HBP	BLK	WP	HR	S	P	ERA	WHIP

Batter	1	2	3	4	5	6	7	8	9	10	AB	R	H	RBI	BB	SO	LOB
Mookie Wilson, S (1, 8) (9, 7) OBP: 0.329, SLG: 0.425	1-3		K		5-3		G3-6-3		G4-6-3		5	0	0	0	0	1	3
Wally Backman, S (1, 4) OBP: 0.327, SLG: 0.351	CS 1B			E 2B	1-3		1-3			1-3 1B	5	1	2	0	0	0	0
Keith Hernandez, L (1, 3) OBP: 0.378, SLG: 0.420	6-3			E9 1B	4-3			F8		HR 1B	5	2	2	1	0	0	1
Gary Carter, R (1, 2) OBP: 0.368, SLG: 0.497		G1-6-3 BB		F2		HR BB		E4 FC6-4		HR	3	2	1	2	2	0	1
Darryl Strawberry, L (1, 9) OBP: 0.388, SLG: 0.547		F5		BB 1B BB		HR		FC6-4		1B S 1B	4	2	2	2	1	0	2
Danny Heep, L (1, 7) OBP: 0.340, SLG: 0.423		G1-6-3		E 1B 6-3 BB		F7		K			2	1	0	0	1	0	1
George Foster, R (8, PH) OBP: 0.331, SLG: 0.458											1	0	0	0	0	1	1
Roger McDowell, R (8, 1) OBP: 0.211, SLG: 0.222											0	0	0	0	0	0	0
Jesse Orosco, R (8, 1) OBP: 0.429, SLG: 0.429										1-3 1B	1	0	1	0	0	0	0
Howard Johnson, S (1, 5) OBP: 0.303, SLG: 0.399			SH3-4 1B	E8 6-3 1B		F7			HR	F3	5	1	3	3	0	0	2
Rafael Santana, R (1, 6) OBP: 0.296, SLG: 0.301			F3	6-3		6-3			K	F8	5	0	0	1	0	1	4
Sid Fernandez, L (1, 1) OBP: 0.196, SLG: 0.235			SH3-4	K			G3-6-3		G4-6-3		2	0	1	0	0	1	1
Tom Paciorek, R (8, 7) OBP: 0.308, SLG: 0.309											1	0	1	0	0	0	0
Lenny Dykstra, L (9, PR) (9, 8) OBP: 0.338, SLG: 0.336											0	0	0	0	0	0	0
Inning Stats	R: 0 H: 1 E: 0 LOB: 0 K: 0 BB: 0 S: 3 P: 3	R: 0 H: 0 E: 0 LOB: 0 K: 0 BB: 1 S: 2 P: 6	R: 0 H: 1 E: 0 LOB: 1 K: 1 BB: 0 S: 6 P: 6	R: 4 H: 3 E: 2 LOB: 1 K: 1 BB: 2 S: 8 P: 16	R: 0 H: 0 E: 0 LOB: 0 K: 0 BB: 0 S: 3 P: 3	R: 2 H: 1 E: 0 LOB: 0 K: 0 BB: 1 S: 4 P: 8	R: 0 H: 1 E: 0 LOB: 0 K: 0 BB: 0 S: 3 P: 3	R: 0 H: 0 E: 1 LOB: 1 K: 1 BB: 0 S: 6 P: 6	R: 1 H: 2 E: 0 LOB: 1 K: 1 BB: 0 S: 6 P: 6	R: 2 H: 4 E: 0 LOB: 2 K: 0 BB: 0 S: 7 P: 7						

TOP

New York Mets @ Pittsburgh Pirates

Three Rivers Stadium, Pittsburgh, PA

Sun Sep 29 1985, 3:33 AM EDT

Att. 13,956 - Unknown

livebaseballscorecards.com

AB	39
R	9
H	13
RBI	9
BB	4
SO	4
LOB	16

1B: 9 SF: 0
2B: 1 SAC: 1
3B: 0 DP: 3
HR: 3 HBP: 0

WP: 0 PA: 44
PB: 0
SB: 1
CS: 1

PITCHER		IP	WLS	BF	H	R	ER	SO	BB	IBB	HBP	BLK	WP	HR	S	P	ERA	WHIP
Lee Tunnell, R ERA: 4.03	(1, 1)	3.1		16	5	4	3	1	3	0	0	0	0	0	15	27	8.10	2.400
Jim Winn, R ERA: 4.76	(4, 1)	3.2		13	2	2	2	1	1	0	0	0	0	1	14	18	4.91	0.818
Pat Clements, L ERA: 3.21	(8, 1)	1.0		4	0	0	0	1	0	0	0	0	0	0	6	6	0.00	0.000
Cecilio Guante, R ERA: 2.68	(9, 1)	0.1		3	2	1	1	1	0	0	0	0	0	1	5	5	27.00	6.000
Larry McWilliams, L ERA: 4.83	(9, 1)	1.1	L	7	4	2	2	0	0	0	0	0	0	1	7	7	13.50	3.000

PITCHER		IP	WLS	BF	H	R	ER	SO	BB	IBB	HBP	BLK	WP	HR	S	P	ERA	WHIP
Mike Bielecki, R ERA: 5.35	(10, 1)	0.1		1	0	0	0	0	0	0	0	0	0	0	1	1	0.00	0.000

New York Mets @ Pittsburgh Pirates

Three Rivers Stadium, Pittsburgh, PA

Sun Sep 29 1985, 3:33 AM EDT

Att. 13,956 - Unknown

livebaseballscorecards.com

BOTTOM

Batter	1	2	3	4	5	6	7	8	9	10	AB	R	H	RBI	BB	SO	LOB
Bill Almon, R (1, 7) OBP: 0.339, SLG: 0.430	0-0 ① 6-3			H 1-0 BB 1B HBP	0-0 ② F7			0-0 1B 2B 1B	0-0 ① SH1-4 1-2		3	2	1	0	0	0	0
Cecilio Guante, R (9, 1) OBP: 0.067, SLG: 0.067											0	0	0	0	0	0	0
Larry McWilliams, L (9, 1) OBP: 0.158, SLG: 0.162											0	0	0	0	0	0	0
Mike Bielecki, R (10, 1)											0	0	0	0	0	0	0
R.J. Reynolds, S (1, 8) OBP: 0.326, SLG: 0.388	0-0 ② F6			B B B 4-0 1B 1-2 1B BB	0-0 ③ 1-3			0-0 1-2 2B 1B	0-0 ② F9		4	2	1	0	1	0	1
(9, 7)																	
Johnny Ray, S (1, 4) OBP: 0.315, SLG: 0.359	0-0 CS 1B			0-0 G2-5-3 1B 1-2 2-H 1B		0-0 ① F8		0-0 SH3-4 1B 1-H 2-H 2B	4-0 IBB		4	1	3	3	1	0	0
Mike Brown, R (1, 9) OBP: 0.345, SLG: 0.442	0-0 ③ CS 1-2	0-0 ① 4-3		0-0 G2-5-3 1B 1-2 2-H 1B		S S S 0-3 ② K		0-0 ① SH3-4 2-3	S S S 0-3 ③ K		4	1	1	1	0	2	2
Sid Bream, L (1, 3) OBP: 0.318, SLG: 0.422		0-0 ② P6		0-0 ① ② G2-5-3 1-2 2-3f		S S S 0-3 ③ K		S S S 0-3 ② K		0-0 FC6-4 1B	5	0	1	0	0	2	3
Tony Peña, R (1, 2) OBP: 0.285, SLG: 0.362		0-0 ③ F8		B B B 4-0 1B BB			0-0 ① F9	0-0 1B 3-H 1B		0-0 ① FC6-4 FC4-6 1-2f	4	0	1	1	1	0	1
Jim Morrison, R (1, 5) OBP: 0.276, SLG: 0.349	0-0 ① F8			0-0 1-2 2-H 1B			0-0 HR	0-0 1-2 1B		0-0 ② F8	5	1	3	2	0	0	1
Sam Khalifa, R (1, 6) OBP: 0.302, SLG: 0.314	S S S 0-3 ② K			0-0 ③ F8			0-0 ② 4-3	0-0 ③ F9		0-0 ③ FC4-6 1-2f	5	0	0	0	0	1	5
Lee Tunnell, R (1, 1) OBP: 0.106, SLG: 0.133	S S S 0-3 ③ K				S S S 0-3 ① K		0-0 ③ F9		B B B 4-0 SH1-4 BB		1	0	0	0	0	1	0
Jim Winn, R (4, 1) OBP: 0.176, SLG: 0.188											1	0	0	0	0	1	0
Sixto Lezcano, R (7, PH) OBP: 0.392, SLG: 0.302											1	0	0	0	0	0	0
Pat Clements, R (8, 1) OBP: 0.333, SLG: 0.333											0	0	0	0	0	0	0
Joe Orsulak, L (9, 8) OBP: 0.332, SLG: 0.358											0	0	0	0	1	0	0
Inning Stats	R: 0 H: 1 E: 0 LOB: 0 K: 0 BB: 0 S: 3 P: 3	R: 0 H: 0 E: 0 LOB: 0 K: 0 BB: 0 S: 3 P: 3	R: 0 H: 0 E: 0 LOB: 0 K: 2 BB: 0 S: 7 P: 7	R: 3 H: 3 E: 0 LOB: 2 K: 0 BB: 2 S: 5 P: 14	R: 0 H: 0 E: 0 LOB: 0 K: 1 BB: 0 S: 5 P: 5	R: 0 H: 0 E: 0 LOB: 0 K: 2 BB: 0 S: 7 P: 7	R: 1 H: 1 E: 0 LOB: 0 K: 0 BB: 0 S: 4 P: 4	R: 3 H: 5 E: 0 LOB: 2 K: 1 BB: 0 S: 10 P: 10	R: 0 H: 0 E: 0 LOB: 2 K: 1 BB: 2 S: 5 P: 13	R: 0 H: 1 E: 0 LOB: 1 K: 0 BB: 0 S: 4 P: 4	1B: 9 2B: 1 3B: 0 HR: 1	SF: 0 SAC: 2 DP: 1 HBP: 1						

	AB	37
	R	7
	H	11
	RBI	7
	BB	4
	SO	7
	LOB	13

WP: 0 PA: 45
PB: 0
SB: 0
CS: 1

PITCHER		IP	WLS	BF	H	R	ER	SO	BB	IBB	HBP	BLK	WP	HR	S	P	ERA	WHIP
Sid Fernandez, L ERA: 2.67	(1, 1)	7.0		27	5	4	4	5	2	0	1	0	0	1	34	43	5.14	1.000
Roger McDowell, R ERA: 2.94	(8, 1)	0.1		4	3	3	3	0	0	0	0	0	0	0	4	4	81.00	9.000
Jesse Orosco, L ERA: 2.81	(8, 1)	2.2	W	13	3	0	0	2	1	1	0	0	0	0	15	23	0.00	1.500

PITCHER	IP	WLS	BF	H	R	ER	SO	BB	IBB	HBP	BLK	WP	HR	S	P	ERA	WHIP

Batter	1	2	3	4	5	6	7	8	9	10	11	AB	R	H	RBI	BB	SO	LOB
Mookie Wilson, S (1, 8) OBP: 0.325, SLG: 0.418	6-3		6-3		F4			F9		F7		5	0	0	0	0	0	2
Wally Backman, S (1, 4) OBP: 0.324, SLG: 0.347	F4		6-3			K		1-3		6-3		5	0	0	0	0	1	0
Keith Hernandez, L (1, 3) OBP: 0.379, SLG: 0.419	BB			F7		4-3 1B		K			K	4	0	1	0	1	2	0
Gary Carter, R (1, 2) OBP: 0.367, SLG: 0.496	F4			5-3		4-3 1-2			2B		K	5	0	1	0	0	1	2
Darryl Strawberry, L (1, 9) OBP: 0.386, SLG: 0.550		1-3		K		F7			K		HR	5	1	1	1	0	2	2
George Foster, R (1, 7) OBP: 0.331, SLG: 0.456		4-3			F2		K		FC6-4 IBB		1B	4	0	1	0	1	1	0
Ray Knight, R (1, 5) OBP: 0.253, SLG: 0.331		1B			K		2B CS 1B		K		4-3	3	0	2	0	0	1	0
Howard Johnson, S (7, PR) OBP: 0.302, SLG: 0.397 (7, 5)												2	0	0	0	0	1	3
Rafael Santana, R (1, 6) OBP: 0.297, SLG: 0.304		4-3			BB 1B		CS 1-3 2B		FC6-4 1-2f			3	0	1	0	1	0	3
Ron Darling, R (1, 1) OBP: 0.192, SLG: 0.224			F9		1B		F5 2-3 3-H			F9		3	0	1	0	0	0	3
Tom Paciorek, R (10, PH) OBP: 0.307, SLG: 0.308												1	0	0	0	0	0	0
Jesse Orosco, R (10, 1) OBP: 0.429, SLG: 0.429												0	0	0	0	0	0	0
Inning Stats	R: 0 E: 0 K: 0 S: 3 H: 0 LOB: 1 BB: 1 P: 7	R: 0 E: 0 K: 0 S: 4 H: 1 LOB: 1 BB: 0 P: 4	R: 0 E: 0 K: 0 S: 3 H: 0 LOB: 0 BB: 0 P: 3	R: 0 E: 0 K: 1 S: 5 H: 0 LOB: 0 BB: 0 P: 5	R: 0 E: 0 K: 1 S: 6 H: 1 LOB: 2 BB: 1 P: 10	R: 0 E: 0 K: 1 S: 6 H: 1 LOB: 1 BB: 0 P: 6	R: 0 E: 0 K: 1 S: 6 H: 2 LOB: 2 BB: 0 P: 6	R: 0 E: 0 K: 1 S: 5 H: 0 LOB: 0 BB: 0 P: 5	R: 0 E: 0 K: 2 S: 8 H: 1 LOB: 2 BB: 1 P: 12	R: 0 E: 0 K: 0 S: 3 H: 0 LOB: 0 BB: 0 P: 3	R: 1 E: 0 K: 2 S: 9 H: 2 LOB: 1 BB: 0 P: 9	1B: 5 2B: 2 3B: 0 HR: 1 SF: 0 SAC: 0 DP: 0 HBP: 0						

PITCHER	IP	WLS	BF	H	R	ER	SO	BB	IBB	HBP	BLK	WP	HR	S	P	ERA	WHIP
John Tudor, L (1, 1) ERA: 1.96	10.0		38	6	0	0	7	2	1	0	0	0	0	49	61	0.00	0.800
Ken Dayley, L (11, 1) ERA: 2.78	1.0	L	5	2	1	1	2	0	0	0	0	0	1	9	9	9.00	2.000

PITCHER	IP	WLS	BF	H	R	ER	SO	BB	IBB	HBP	BLK	WP	HR	S	P	ERA	WHIP

TOP

New York Mets @ St. Louis Cardinals

Busch Stadium, St. Louis, MO

Tue Oct 01 1985, 7:05 PM CDT

Att. 46,026 - Unknown

livebaseballscorecards.com

AB	40
R	1
H	8
RBI	1
BB	3
SO	9
LOB	15

Batter	1	2	3	4	5	6	7	8	9	10	11	AB	R	H	RBI	BB	SO	LOB
Vince Coleman, S (1, 7) OBP: 0.319, SLG: 0.332	4-0 G3 BB		0-0 1-3			0-3 K		0-0 5-3		0-0 F9		3	0	0	0	1	1	0
Jack Clark, R (10, PH) OBP: 0.397, SLG: 0.514												1	0	0	0	0	0	2
Ken Dayley, L (11, 1) OBP: 0.400, SLG: 0.400												0	0	0	0	0	0	0
Willie McGee, S (1, 8) OBP: 0.387, SLG: 0.507	0-0 G3 1-2		0-0 S 1B			0-0 1B		0-0 F2			0-3 K	5	0	2	0	0	1	1
Tom Herr, S (1, 4) OBP: 0.382, SLG: 0.421	0-0 F5		0-3 K 1-2			0-0 F5			0-0 F3		0-0 E8 4-3	5	0	0	0	0	1	3
Darrell Porter, L (1, 2) OBP: 0.325, SLG: 0.393	0-0 G4-1			0-0 F9		0-0 G3			0-0 4-3		0-0 4-3 2-3	4	0	0	0	0	0	2
Brian Harper, R (11, PH) OBP: 0.278, SLG: 0.333												1	0	0	0	0	0	1
Andy Van Slyke, L (1, 9) OBP: 0.334, SLG: 0.433		0-0 FC4-6 1B		0-3 K			0-0 L6		0-0 3-1		0-0 F8	4	0	1	0	0	1	0
Ivan De Jesus, R (11, PH) OBP: 0.274, SLG: 0.304												1	0	0	0	0	0	1
Terry Pendleton, S (1, 5) OBP: 0.286, SLG: 0.307		0-0 FC4-6 CS 1-2f		0-0 F7			0-0 2B			0-0 F2		4	0	1	0	0	0	1
Mike Jorgensen, L (1, 3) OBP: 0.380, SLG: 0.255	4-0 1-2 BB					0-3 K						1	0	0	0	2	1	0
Cesar Cedeno, R (10, PH) OBP: 0.343, SLG: 0.428												0	0	0	0	1	0	0
(11, 3)																		
Ozzie Smith, S (1, 6) OBP: 0.352, SLG: 0.357		0-0 4-3				0-0 F8		0-0 G1-6-3 1-2f		0-3 K 1-2		4	0	0	0	0	1	4
John Tudor, L (1, 1) OBP: 0.177, SLG: 0.217			0-3 K			0-0 F8		0-0 5-3		4-0 IBB		3	0	0	0	0	1	0
Tito Landrum, R (10, PH) OBP: 0.356, SLG: 0.429												0	0	0	0	1	0	0
(11, 7)																		
Inning Stats	R: 0 E: 0 K: 0 S: 3 H: 0 LOB: 1 BB: 1 P: 7	R: 0 E: 0 K: 0 S: 3 H: 1 LOB: 1 BB: 1 P: 7	R: 0 E: 0 K: 2 S: 8 H: 1 LOB: 1 BB: 0 P: 8	R: 0 E: 0 K: 1 S: 5 H: 0 LOB: 0 BB: 0 P: 5	R: 0 E: 0 K: 1 S: 5 H: 0 LOB: 0 BB: 0 P: 5	R: 0 E: 0 K: 1 S: 6 H: 1 LOB: 1 BB: 0 P: 6	R: 0 E: 0 K: 0 S: 3 H: 1 LOB: 1 BB: 1 P: 7	R: 0 E: 0 K: 0 S: 3 H: 0 LOB: 0 BB: 0 P: 3	R: 0 E: 0 K: 0 S: 3 H: 0 LOB: 0 BB: 0 P: 3	R: 0 E: 0 K: 1 S: 5 H: 0 LOB: 2 BB: 2 P: 13	R: 0 E: 1 K: 1 S: 6 H: 0 LOB: 1 BB: 0 P: 6	1B: 3 2B: 1 3B: 0 HR: 0	SF: 0 SAC: 0 DP: 1 HBP: 0					

PITCHER	IP	WLS	BF	H	R	ER	SO	BB	IBB	HBP	BLK	WP	HR	S	P	ERA	WHIP
Ron Darling, R (1, 1) ERA: 2.83	9.0		32	4	0	0	5	3	0	0	0	0	0	39	51	0.00	0.778
Jesse Orosco, L (10, 1) ERA: 2.73	2.0	W	9	0	0	0	2	1	1	0	0	0	0	11	19	0.00	0.500

PITCHER	IP	WLS	BF	H	R	ER	SO	BB	IBB	HBP	BLK	WP	HR	S	P	ERA	WHIP

BOTTOM

New York Mets @ St. Louis Cardinals

Busch Stadium, St. Louis, MO

Tue Oct 01 1985, 7:05 PM CDT

Att. 46,026 - Unknown

livebaseballscorecards.com

AB	36
R	0
H	4
RBI	0
BB	5
SO	7
LOB	15

WP: 0	PA: 41		
PB: 0			
SB: 2			
CS: 1			

Batter	1	2	3	4	5	6	7	8	9	AB	R	H	RBI	BB	SO	LOB
Mookie Wilson, S (1, 8) OBP: 0.326, SLG: 0.416	K	FC6-4 1-2f			G4-3 1-2f 3-H		CS 2-H 1B		FC4-2 IBB	4	0	1	1	1	1	2
Wally Backman, S (1, 4) OBP: 0.324, SLG: 0.350	1B S 1B 1B		4-3		5-3		CS 1-2	2B	FC4-2 1-2 2-3 3-Hf	5	1	2	0	0	0	3
Keith Hernandez, L (1, 3) OBP: 0.377, SLG: 0.417	1B 1-3 1B		L5			E5 G4-6-3		F7	4-3	5	0	1	0	0	0	4
Gary Carter, R (1, 2) OBP: 0.366, SLG: 0.494	G6-4-3 1-2 3-H 1B		F8			G4-6-3 1-2f		6-3		4	0	1	1	0	0	2
Darryl Strawberry, L (1, 9) OBP: 0.385, SLG: 0.546	G6-4-3 1-2f			K		K		IBB		3	0	0	0	1	2	2
George Foster, R (1, 7) OBP: 0.335, SLG: 0.465		1B FC6-4 1B		G4-6-3 1B			HR	F9		4	2	3	1	0	0	2
Howard Johnson, S (1, 5) OBP: 0.304, SLG: 0.398		FC6-4 1-3 1B		G4-6-3 1-2f			4-3	1B S FC4-2 1B		4	0	2	0	0	0	1
Rafael Santana, R (1, 6) OBP: 0.301, SLG: 0.309		L5			SH G4-3 2B		SH3 1B 1B	FC4-2 5-3 1-3 1B		4	2	3	0	0	0	2
Dwight Gooden, R (1, 1) OBP: 0.265, SLG: 0.280		FC6-4 FC6-4 1-2f 3-H			SH G4-3 2-3		SH3 1-2		5-3 1-2	2	0	0	1	0	0	3
Inning Stats	R: 1 H: 3 E: 0 LOB: 1 K: 1 BB: 0 S: 7 P: 7	R: 1 H: 2 E: 0 LOB: 1 K: 0 BB: 0 S: 5 P: 5	R: 0 H: 0 E: 0 LOB: 0 K: 0 BB: 0 S: 3 P: 3	R: 0 H: 1 E: 0 LOB: 0 K: 1 BB: 0 S: 5 P: 5	R: 1 H: 1 E: 1 LOB: 0 K: 0 BB: 0 S: 4 P: 4	R: 0 H: 0 E: 1 LOB: 0 K: 1 BB: 0 S: 5 P: 5	R: 2 H: 3 E: 0 LOB: 0 K: 0 BB: 0 S: 5 P: 5	R: 0 H: 1 E: 0 LOB: 2 K: 0 BB: 1 S: 4 P: 8	R: 0 H: 2 E: 0 LOB: 3 K: 0 BB: 1 S: 5 P: 9	1B: 10 SF: 0 2B: 2 SAC: 2 3B: 0 DP: 4 HR: 1 HBP: 0						

PITCHER		IP	WLS	BF	H	R	ER	SO	BB	IBB	HBP	BLK	WP	HR	S	P	ERA	WHIP
Joaquin Andujar, R ERA: 3.35	(1, 1)	6.2	L	28	10	5	5	3	0	0	0	0	0	1	34	34	6.75	1.500
Pat Perry, L ERA:	(7, 1)	0.1		0	0	0	0	0	0	0	0	0	0	0	0	0	0.00	0.000
Bill Campbell, R ERA: 3.27	(8, 1)	2.0		11	3	0	0	0	0	2	0	0	0	0	9	17	0.00	1.500

PITCHER	IP	WLS	BF	H	R	ER	SO	BB	IBB	HBP	BLK	WP	HR	S	P	ERA	WHIP

TOP

New York Mets @ St. Louis Cardinals

Busch Stadium, St. Louis, MO

Wed Oct 02 1985, 7:05 PM CDT

Att. 47,333 - Unknown

livebaseballscorecards.com

AB	35
R	5
H	13
RBI	4
BB	2
SO	3
LOB	21

WP: 0	PA: 40
PB: 0	
SB: 2	
CS: 1	

Batter	1	2	3	4	5	6	7	8	9	AB	R	H	RBI	BB	SO	LOB
Vince Coleman, S (1, 7) OBP: 0.318, SLG: 0.331	K		F7		K		G6-3 1-2f		1B 1-2 2-H	5	0	1	1	0	2	1
Willie McGee, S (1, 8) OBP: 0.386, SLG: 0.504	5-3		1-3		E5 FC5-2			F8	1B 1-2 2-3	5	0	1	0	0	0	0
Tom Herr, S (1, 4) OBP: 0.383, SLG: 0.422	S BB		1B		FC5-2 3-H			1B	L4	4	0	2	0	1	0	4
Jack Clark, R (1, 3) OBP: 0.394, SLG: 0.509	K 1-2		K		4-3			K		4	0	0	0	0	3	4
Andy Van Slyke, L (1, 9) OBP: 0.335, SLG: 0.433		WP 3B 1B		3-1		CS 1B		G3		4	1	2	0	0	0	1
Terry Pendleton, S (1, 5) OBP: 0.284, SLG: 0.305		F7		6-3		F8			K	4	0	0	0	0	1	2
Darrell Porter, L (1, 2) OBP: 0.327, SLG: 0.408		1-H 3B		2B		K			F3	4	0	2	1	0	1	1
Ozzie Smith, S (1, 6) OBP: 0.355, SLG: 0.358		5-3		IBB		CS 1-2		G6-3 1B	BB 1B BB	2	1	1	0	2	0	1
Joaquin Andujar, S (1, 1) OBP: 0.152, SLG: 0.128		K		K					1B 1-2 1B BB	2	0	0	0	0	2	3
Pat Perry, L (7, 1) OBP: 0.500, SLG: 0.500										0	0	0	0	0	0	0
Steve Braun, L (7, PH) OBP: 0.333, SLG: 0.344										1	0	0	0	0	1	1
Bill Campbell, R (8, 1) OBP: 0.556, SLG: 0.333										0	0	0	0	0	0	0
Curt Ford, L (9, PH) OBP: 0.667, SLG: 0.625										0	0	0	0	1	0	0
Inning Stats	R: 0 E: 0 K: 2 S: 7 H: 0 LOB: 1 BB: 1 P: 11	R: 1 E: 0 K: 1 S: 7 H: 2 LOB: 1 BB: 0 P: 7	R: 0 E: 0 K: 1 S: 6 H: 1 LOB: 1 BB: 0 P: 6	R: 0 E: 0 K: 1 S: 6 H: 1 LOB: 2 BB: 1 P: 10	R: 0 E: 1 K: 1 S: 6 H: 0 LOB: 1 BB: 0 P: 6	R: 0 E: 0 K: 1 S: 5 H: 1 LOB: 0 BB: 0 P: 5	R: 0 E: 0 K: 1 S: 5 H: 1 LOB: 0 BB: 0 P: 5	R: 0 E: 0 K: 1 S: 6 H: 1 LOB: 1 BB: 0 P: 6	R: 1 E: 0 K: 1 S: 7 H: 2 LOB: 3 BB: 2 P: 15	1B: 7 2B: 1 3B: 1 HR: 0 SF: 0 SAC: 0 DP: 1 HBP: 0						

PITCHER	IP	WLS	BF	H	R	ER	SO	BB	IBB	HBP	BLK	WP	HR	S	P	ERA	WHIP
Dwight Gooden, R (1, 1) ERA: 1.53	9.0	W	39	9	2	2	10	3	1	0	0	1	0	55	71	2.00	1.333

PITCHER	IP	WLS	BF	H	R	ER	SO	BB	IBB	HBP	BLK	WP	HR	S	P	ERA	WHIP

BOTTOM

New York Mets @ St. Louis Cardinals

Busch Stadium, St. Louis, MO

Wed Oct 02 1985, 7:05 PM CDT

Att. 47,333 - Unknown

livebaseballscorecards.com

AB	35
R	2
H	9
RBI	2
BB	4
SO	10
LOB	18

WP: 1	PA: 40		
PB: 0			
SB: 1			
CS: 1			

Batter	1	2	3	4	5	6	7	8	9	AB	R	H	RBI	BB	SO	LOB
Mookie Wilson, S (1, 8) OBP: 0.327, SLG: 0.416	0-0 6-3 1B 1B	0-0 F9 ②			0-0 B5-3 2B 1B		SSS 0-3 K ①		0-0 F4 ①	5	2	2	0	0	1	2
Wally Backman, S (1, 4) OBP: 0.322, SLG: 0.348	0-0 6-3 ① 1-2	0-0 4-3 ③			0-0 B5-3 ② 1-3		SSS 0-3 K ②		0-0 F9 ②	3	0	0	0	0	0	3
Tom Paciorek, R (7, PH) OBP: 0.306, SLG: 0.306										1	0	0	0	0	1	1
Roger McDowell, R (7, 1) OBP: 0.211, SLG: 0.222										0	0	0	0	0	0	0
John Christensen, R (9, PH) OBP: 0.305, SLG: 0.321										1	0	0	0	0	0	0
Keith Hernandez, L (1, 3) OBP: 0.382, SLG: 0.426	0-0 1B 1B FC5-2 2-H 1B		0-0 G6-4-3 1B		0-0 3-H 2B		0-0 1-3 2B		0-0 1B	5	0	5	2	0	0	0
Gary Carter, R (1, 2) OBP: 0.365, SLG: 0.492	0-0 FC5-2 1B 1-2 1B		0-0 ① G6-4-3 ② 1-2f		0-0 F9 ③		0-0 F4 ③		0-0 F9 ③	5	0	1	0	0	0	5
Darryl Strawberry, L (1, 9) OBP: 0.386, SLG: 0.548	0-0 FC5 FC5-2 1-2 2-3 1B		0-0 6-3 ③			SSS 0-3 K ①		0-0 PB 1B 2B		4	1	2	0	0	1	0
George Foster, R (1, 7) OBP: 0.332, SLG: 0.461	0-0 FC5-2 ② 1-2 2-3 3-Hf			0-0 F7 ①		SSS 0-3 K ②		SSS 0-3 K ① 2-3		4	0	0	0	0	2	4
Howard Johnson, S (1, 5) OBP: 0.305, SLG: 0.402	0-0 FC5 ③ 2-3f			0-0 F9 ②		0-0 2B		0-0 3-H 1B		4	0	2	1	0	0	3
Rafael Santana, R (1, 6) OBP: 0.299, SLG: 0.307		0-0 4-3 ①		0-0 5-3 ③		SSS 0-3 K ③		0-0 F8 ②		3	0	0	0	0	1	1
Danny Heep, L (8, PH) OBP: 0.340, SLG: 0.423										0	0	0	0	0	0	0
Ray Knight, R (8, PH) OBP: 0.252, SLG: 0.330										1	0	0	0	0	0	1
Larry Bowa, S (8, 6) OBP: 0.276, SLG: 0.303										0	0	0	0	0	0	0
Rick Aguilera, R (1, 1) OBP: 0.297, SLG: 0.333		0-0 1B			0-0 ① 5-3	BBB 4-0 2B BB		SSS 0-3 K ③		2	0	1	0	0	0	0
Lenny Dykstra, L (7, PH) OBP: 0.341, SLG: 0.336										0	0	0	0	1	0	0
Ron Gardenhire, R (7, 4) OBP: 0.310, SLG: 0.176										1	0	0	0	0	1	1
Inning Stats	R: 1 E: 0 K: 0 S: 7 H: 4 LOB: 3 BB: 0 P: 7	R: 0 E: 0 K: 0 S: 4 H: 1 LOB: 1 BB: 0 P: 4	R: 0 E: 0 K: 0 S: 3 H: 1 LOB: 0 BB: 0 P: 3	R: 0 E: 0 K: 0 S: 3 H: 0 LOB: 0 BB: 0 P: 3	R: 1 E: 0 K: 0 S: 5 H: 2 LOB: 1 BB: 0 P: 5	R: 0 E: 0 K: 3 S: 10 H: 1 LOB: 1 BB: 0 P: 10	R: 0 E: 0 K: 2 S: 8 H: 1 LOB: 2 BB: 1 P: 12	R: 1 E: 0 K: 2 S: 9 H: 2 LOB: 1 BB: 0 P: 9	R: 0 E: 0 K: 0 S: 4 H: 1 LOB: 1 BB: 0 P: 4	1B: 9 2B: 4 3B: 0 HR: 0		SF: 0 SAC: 0 DP: 1 HBP: 0				

New York Mets @ St. Louis Cardinals

Busch Stadium, St. Louis, MO

Thu Oct 03 1985, 7:05 PM CDT

Att. 47,720 - Unknown

TOP

livebaseballscorecards.com

AB	39
R	3
H	13
RBI	3
BB	1
SO	7
LOB	21

WP: 0 PB: 1 SB: 0 CS: 0 PA: 40

PITCHER		IP	WLS	BF	H	R	ER	SO	BB	IBB	HBP	BLK	WP	HR	S	P	ERA	WHIP
Danny Cox, R ERA: 2.88	(1, 1)	6.0	W	27	9	2	2	3	1	0	0	0	0	0	32	36	3.00	1.667
Ken Dayley, L ERA: 2.76	(7, 1)	0.2		3	1	0	0	2	0	0	0	0	0	0	7	7	0.00	1.500
Todd Worrell, R ERA: 3.05	(7, 1)	0.2		4	2	1	1	1	0	0	0	0	0	0	6	6	13.50	3.000
Ricky Horton, L ERA: 2.94	(8, 1)	1.1		5	1	0	0	1	0	0	0	0	0	0	7	7	0.00	0.750
Jeff Lahti, R ERA: 1.84	(9, 1)	0.1	S	1	0	0	0	0	0	0	0	0	0	0	1	1	0.00	0.000

PITCHER	IP	WLS	BF	H	R	ER	SO	BB	IBB	HBP	BLK	WP	HR	S	P	ERA	WHIP

New York Mets @ St. Louis Cardinals

Busch Stadium, St. Louis, MO

Thu Oct 03 1985, 7:05 PM CDT

Att. 47,720 - Unknown

livebaseballscorecards.com

BOTTOM

Batter	1	2	3	4	5	6	7	8	9	AB	R	H	RBI	BB	SO	LOB
Vince Coleman, S (1, 7) OBP: 0.321, SLG: 0.334	0-0 FC6-4 1B		0-0 3-1 ①	0-0 2-H 3-H 1B		0-0 2-3 1B 1B				4	0	3	2	0	0	0
Willie McGee, S (1, 8) OBP: 0.385, SLG: 0.502	0-0 ① FC6-4 G3 1-2f		0-0 ② 5-3	0-0 ③ 4-3		0-0 1-2 3-H 1B				4	0	1	1	0	0	2
Tom Herr, S (1, 4) OBP: 0.383, SLG: 0.419	0-0 ② G3 1-2		B B B B 4-0 1B BB		S S S 0-3 ① K	0-0 ③ F8				3	0	0	0	1	1	3
Jack Clark, R (1, 3) OBP: 0.395, SLG: 0.509	0-0 ③ F8		0-0 1-3 1B		0-0 E7 1B		0-0 ① 4-3			4	0	2	0	0	0	1
Andy Van Slyke, L (1, 9) OBP: 0.333, SLG: 0.429		0-0 ① F8	0-0 ③ G3		0-0 ② F7		0-0 ② F8			4	0	0	0	0	0	3
Terry Pendleton, S (1, 5) OBP: 0.284, SLG: 0.305		0-0 WP FC4-6 1B		0-0 ① 6-3	0-0 ③ F8		0-0 ③ 4-3			4	1	1	0	0	0	1
Darrell Porter, L (1, 2) OBP: 0.330, SLG: 0.404		B B B 4-0 FC4-6 1-3 BB	B B B 4-0 SH1-4 1B 1B BB		S S S 0-3 ① K		S S S 0-3 ① K			2	1	0	0	2	2	0
Ozzie Smith, S (1, 6) OBP: 0.356, SLG: 0.359		0-0 ② FC4-6 1-2f 3-H	0-0 SH1-4 1-2 1B 1B		0-0 1B BLK 1B 1B		0-0 6-3			4	2	2	1	0	0	1
Danny Cox, R (1, 1) OBP: 0.200, SLG: 0.165		0-0 ③ 4-3	0-0 ② SH1-4 1-2 2-3		S S S 0-3 ② K 1-2		S S S 0-3 ③ K			2	0	0	0	0	1	2
Ken Dayley, L (7, 1) OBP: 0.400, SLG: 0.400										0	0	0	0	0	0	0
Todd Worrell, R (7, 1)										0	0	0	0	0	0	0
Ricky Horton, L (8, 1) OBP: 0.211, SLG: 0.063										1	0	0	0	0	1	0
Jeff Lahti, R (9, 1)										0	0	0	0	0	0	0
Inning Stats	R: 0 E: 0 K: 0 S: 4 H: 1 LOB: 1 BB: 0 P: 4	R: 1 E: 0 K: 0 S: 4 H: 1 LOB: 1 BB: 1 P: 8	R: 0 E: 0 K: 0 S: 4 H: 1 LOB: 2 BB: 1 P: 8	R: 2 E: 0 K: 0 S: 5 H: 2 LOB: 1 BB: 1 P: 9	R: 0 E: 1 K: 1 S: 6 H: 1 LOB: 1 BB: 0 P: 6	R: 1 E: 0 K: 2 S: 10 H: 3 LOB: 2 BB: 0 P: 10	R: 0 E: 0 K: 0 S: 3 H: 0 LOB: 0 BB: 0 P: 3	R: 0 E: 0 K: 2 S: 7 H: 0 LOB: 0 BB: 0 P: 7		1B: 9 2B: 0 3B: 0 HR: 0	SF: 0 SAC: 1 DP: 0 HBP: 0			WP: 2 PB: 0 SB: 0 CS: 0	PA: 36		

PITCHER		IP	WLS	BF	H	R	ER	SO	BB	IBB	HBP	BLK	WP	HR	S	P	ERA	WHIP
Rick Aguilera, R ERA: 3.24	(1, 1)	6.0	L	30	9	4	4	3	3	0	0	1	1	0	33	45	6.00	2.000
Roger McDowell, R ERA: 2.9	(7, 1)	2.0		6	0	0	0	2	0	0	0	0	0	0	10	10	0.00	0.000

PITCHER	IP	WLS	BF	H	R	ER	SO	BB	IBB	HBP	BLK	WP	HR	S	P	ERA	WHIP

AB	32
R	4
H	9
RBI	4
BB	3
SO	5
LOB	13

Batter	1	2	3	4	5	6	7	8	9	AB	R	H	RBI	BB	SO	LOB
Tim Raines, S (1, 7) OBP: 0.403, SLG: 0.472	F9		HR		HR		BB			3	2	2	3	1	0	0
Vance Law, R (1, 4) OBP: 0.367, SLG: 0.402	1B		WP 1B		4-3		G6-4-3			4	0	2	0	0	0	3
Andre Dawson, R (1, 9) OBP: 0.293, SLG: 0.436	K		F6		K			F9		4	0	0	0	0	2	2
Hubie Brooks, R (1, 6) OBP: 0.305, SLG: 0.403	F4		F7			3-1		4-3		4	0	0	0	0	0	2
Tim Wallach, R (1, 5) OBP: 0.312, SLG: 0.453		F8		1B 2B		F9		L6		4	1	1	0	0	0	0
Andres Galarraga, R (1, 3) OBP: 0.254, SLG: 0.313		F8		G5-4-3 1B		K			6-3	4	0	1	1	0	1	0
Mitch Webster, S (1, 8) OBP: 0.332, SLG: 0.488		K		G5-4-3			1B G3 1B		4-3	4	0	1	0	0	1	1
Sal Butera, R (1, 2) OBP: 0.290, SLG: 0.291			BB FC2-6	F2			G3		5-3	1	0	0	0	1	0	0
Herm Winningham, L (7, PH) OBP: 0.299, SLG: 0.319										1	0	0	0	0	0	1
Mike O'Berry, R (7, 2) OBP: 0.320, SLG: 0.190										0	0	0	0	0	0	0
Terry Francona, L (9, PH) OBP: 0.300, SLG: 0.350										1	0	0	0	0	0	0
Bill Gullickson, R (1, 1) OBP: 0.188, SLG: 0.250			FC2-6 HR		F9		BB			2	1	0	0	0	0	1
Scot Thompson, L (7, PH) OBP: 0.248, SLG: 0.266										1	0	1	0	0	0	0
Al Newman, S (7, PR) OBP: 0.241, SLG: 0.192										0	0	0	0	0	0	0
Jack O'Connor, L (7, 1)										0	0	0	0	0	0	0
Tim Burke, R (7, 1) OBP: 0.182, SLG: 0.100										0	0	0	0	0	0	0
Inning Stats	R: 0 E: 0 K: 1 S: 6 H: 1 LOB: 1 BB: 0 P: 6	R: 0 E: 0 K: 1 S: 5 H: 0 LOB: 0 BB: 0 P: 5	R: 2 E: 0 K: 0 S: 5 H: 2 LOB: 1 BB: 1 P: 9	R: 1 E: 0 K: 0 S: 4 H: 2 LOB: 0 BB: 0 P: 4	R: 1 E: 0 K: 1 S: 6 H: 1 LOB: 0 BB: 0 P: 6	R: 0 E: 0 K: 1 S: 5 H: 0 LOB: 0 BB: 0 P: 5	R: 0 E: 0 K: 0 S: 4 H: 2 LOB: 3 BB: 1 P: 8	R: 0 E: 0 K: 0 S: 3 H: 0 LOB: 0 BB: 0 P: 3	R: 0 E: 0 K: 0 S: 3 H: 0 LOB: 0 BB: 0 P: 3	1B: 5 2B: 1 3B: 0 HR: 2	SF: 0 SAC: 0 DP: 2 HBP: 0						

PITCHER	IP	WLS	BF	H	R	ER	SO	BB	IBB	HBP	BLK	WP	HR	S	P	ERA	WHIP
Sid Fernandez, L (1, 1) ERA: 2.8	5.0	W	21	6	4	4	3	1	0	0	0	1	2	26	30	7.20	1.400
Terry Leach, R (6, 1) ERA: 3.02	1.0		3	0	0	0	1	0	0	0	0	0	0	5	5	0.00	0.000
Roger McDowell, R (7, 1) ERA: 2.83	3.0	S	11	2	0	0	0	1	0	0	0	0	0	10	14	0.00	1.000

PITCHER	IP	WLS	BF	H	R	ER	SO	BB	IBB	HBP	BLK	WP	HR	S	P	ERA	WHIP

TOP

Montreal Expos @ New York Mets

Shea Stadium, Flushing, NY

Fri Oct 04 1985, 7:05 PM EDT

Att. 30,910 - Unknown

livebaseballscorecards.com

AB	33
R	4
H	8
RBI	4
BB	2
SO	4
LOB	10

WP: 1	PA: 35					
PB: 0						
SB: 0						
CS: 0						

Montreal Expos @ New York Mets

Shea Stadium, Flushing, NY

Fri Oct 04 1985, 7:05 PM EDT

Att. 30,910 - Unknown

BOTTOM

Batter	1	2	3	4	5	6	7	8	9	AB	R	H	RBI	BB	SO	LOB
Mookie Wilson, S (1, 8) OBP: 0.328, SLG: 0.423	BBBB 4-0 3B 1B BB	x 0-0 ①② G6-4-3 1-2f			x 0-0 E4 1B SH5-4 1-2 SF7	x 0-0 ③ 6-3		x 0-0 HR		4	3	1	1	1	0	2
Wally Backman, S (1, 4) OBP: 0.322, SLG: 0.347	x 0-0 1-2 3B 1B	x 0-0 ③ F8			x 0-0 ① SH5-4 1-2 2-3		SSS 0-3 ① K	x 0-0 ③ 5-3		4	1	1	0	0	1	0
Keith Hernandez, L (1, 3) OBP: 0.386, SLG: 0.432	x 0-0 1-H 2-H 1B 3B		x 0-0 G3-6-3 1B		4-0 E 1B IBB		x 0-0 BLK 1B 1B			3	2	3	2	1	0	0
Gary Carter, R (1, 2) OBP: 0.366, SLG: 0.491	SSS 0-3 ① K		x 0-0 ① F3		x 0-0 E 1-2 2-3 3-H 1B		BBBB 4-0 1B 1-2 SF8 BB			3	1	1	1	1	1	2
Darryl Strawberry, L (1, 9) OBP: 0.387, SLG: 0.549	x 0-0 1B 3-H 1B		x 0-0 ②③ G3-6-3 1-2f		x 0-0 ② SF7 3-H		x 0-0 1-3 2-H 1B			3	1	2	3	0	0	1
George Foster, R (1, 7) OBP: 0.331, SLG: 0.460	x 0-0 4-3 2-H 1B			x 0-0 ① F8	x 0-0 E6 1-2 2-3		x 0-0 ② SF8 3-H			3	0	1	2	0	0	2
Howard Johnson, S (1, 5) OBP: 0.303, SLG: 0.397	x 0-0 ② 4-3 1-2			x 0-0 ② F9	x 0-0 ③ F8		x 0-0 ③ F6			4	0	0	0	0	0	5
Rafael Santana, R (1, 6) OBP: 0.297, SLG: 0.305	x 0-0 ③ F7			x 0-0 ③ F3		x 0-0 ① F3		SSS 0-3 ① K		4	0	0	0	0	1	1
Sid Fernandez, L (1, 1) OBP: 0.212, SLG: 0.250		x 0-0 G6-4-3 1B			BBBB 4-0 SH5-4 E 1B BB	x 0-0 ② G3		SSS 0-3 ② K		1	0	1	0	0	0	0
Lenny Dykstra, L (5, PH) OBP: 0.343, SLG: 0.336										0	1	0	0	1	0	0
Terry Leach, R (6, 1) OBP: 0.231, SLG: 0.250										0	0	0	0	0	0	0
Danny Heep, L (6, PH) OBP: 0.339, SLG: 0.422										1	0	0	0	0	0	0
Roger McDowell, R (7, 1) OBP: 0.200, SLG: 0.211										1	0	0	0	0	1	0
Inning Stats	R: 4 E: 0 K: 1 S: 9 H: 4 LOB: 1 BB: 1 P: 13	R: 0 E: 0 K: 0 S: 3 H: 1 LOB: 0 BB: 0 P: 3	R: 0 E: 0 K: 0 S: 3 H: 1 LOB: 0 BB: 0 P: 3	R: 0 E: 0 K: 0 S: 3 H: 0 LOB: 0 BB: 0 P: 3	R: 2 E: 2 K: 0 S: 6 H: 1 LOB: 3 BB: 2 P: 14	R: 0 E: 0 K: 0 S: 3 H: 0 LOB: 0 BB: 0 P: 3	R: 2 E: 0 K: 1 S: 7 H: 2 LOB: 1 BB: 1 P: 11	R: 1 E: 0 K: 2 S: 8 H: 1 LOB: 0 BB: 0 P: 8		1B: 8 2B: 0 3B: 1 HR: 1 SF: 2 SAC: 1 DP: 2 HBP: 0						

livebaseballscorecards.com

AB	31
R	9
H	10
RBI	9
BB	4
SO	4
LOB	13

WP: 0 PB: 0 SB: 0 CS: 0 PA: 38

PITCHER		IP	WLS	BF	H	R	ER	SO	BB	IBB	HBP	BLK	WP	HR	S	P	ERA	WHIP
Bill Gullickson, R ERA: 3.52	(1, 1)	6.0	L	28	7	6	4	1	2	1	0	0	0	0	27	39	6.00	1.500
Jack O'Connor, L ERA: 4.94	(7, 1)	0.1		4	2	2	2	1	1	0	0	1	0	0	5	9	54.00	9.000
Tim Burke, R ERA: 2.43	(7, 1)	1.2		6	1	1	1	2	0	0	0	0	0	1	10	10	5.40	0.600

PITCHER	IP	WLS	BF	H	R	ER	SO	BB	IBB	HBP	BLK	WP	HR	S	P	ERA	WHIP

Batter	1	2	3	4	5	6	7	8	9	AB	R	H	RBI	BB	SO	LOB
Tim Raines, S (1, 7) OBP: 0.405, SLG: 0.475	HR SH1-3 1B	4-3			F9 1B 2B		L1		2-H 2B 1B	5	3	3	1	0	0	1
Vance Law, R (1, 4) OBP: 0.368, SLG: 0.405	SH1-3 1-2		6-3		F9 2-3			FC5-4 1B	1-H 2B 2B	4	1	2	1	0	0	1
Andre Dawson, R (1, 9) OBP: 0.296, SLG: 0.445	2-H HR		5-3		E S 3-H 1B			FC5-4 5-3 S 1-2f	1B 2-H 2B	5	1	3	4	0	0	1
Hubie Brooks, R (1, 6) OBP: 0.308, SLG: 0.410	FC4-6 1B		HR		F9 1-3			5-3 1-3	2-3 1B	5	1	3	1	0	0	2
Tim Wallach, R (1, 5) OBP: 0.310, SLG: 0.450	F8		5-3			F4		S S S K		4	0	0	0	0	1	2
Andres Galarraga, R (1, 3) OBP: 0.240, SLG: 0.296	FC4-6 1-2f			S S S K		4-3			E5 1B SF7	4	1	0	0	0	1	1
Mitch Webster, S (1, 8) OBP: 0.335, SLG: 0.488		SH2-4 1B		S S S K		F5			SH1-3 1-3 1B 1B	4	1	2	0	0	1	0
Sal Butera, R (1, 2) OBP: 0.281, SLG: 0.283		F4		F7			F6		SF7 3-H	3	0	0	1	0	0	1
Floyd Youmans, R (1, 1) OBP: 0.182, SLG: 0.053 Razor Shines, S (7, PH) OBP: 0.185, SLG: 0.120 Jeff Reardon, R (7, 1) OBP: 0.286, SLG: 0.286		SH2-4 1-2			S S S K		1-3		SH1-3 1-2	1 1 0	0 0 0	0 0 0	0 0 0	0 0 0	1 0 0	0 0 0
Inning Stats	R: 2 E: 0 K: 0 S: 6 H: 3 LOB: 1 BB: 0 P: 6	R: 0 E: 0 K: 0 S: 4 H: 1 LOB: 1 BB: 0 P: 4	R: 1 E: 0 K: 0 S: 4 H: 1 LOB: 0 BB: 0 P: 4	R: 0 E: 0 K: 2 S: 7 H: 0 LOB: 0 BB: 0 P: 7	R: 1 E: 0 K: 1 S: 7 H: 2 LOB: 1 BB: 0 P: 7	R: 0 E: 0 K: 0 S: 3 H: 0 LOB: 0 BB: 0 P: 3	R: 0 E: 0 K: 0 S: 3 H: 0 LOB: 0 BB: 0 P: 3	R: 0 E: 0 K: 1 S: 6 H: 1 LOB: 1 BB: 0 P: 6	R: 4 E: 1 K: 0 S: 8 H: 5 LOB: 2 BB: 0 P: 8	1B: 8 2B: 3 3B: 0 HR: 2	SF: 1 SAC: 3 DP: 0 HBP: 0						

PITCHER	IP	WLS	BF	H	R	ER	SO	BB	IBB	HBP	BLK	WP	HR	S	P	ERA	WHIP
Ron Darling, R (1, 1) ERA: 2.9	6.0	L	25	7	4	4	3	0	0	0	0	0	2	31	31	6.00	1.167
Terry Leach, R (7, 1) ERA: 2.91	2.0		7	1	0	0	1	0	0	0	0	0	0	9	9	0.00	0.500
Wes Gardner, R (9, 1) ERA: 5.25	1.0		8	5	4	0	0	0	0	0	0	0	0	8	8	0.00	5.000

PITCHER	IP	WLS	BF	H	R	ER	SO	BB	IBB	HBP	BLK	WP	HR	S	P	ERA	WHIP

TOP

Montreal Expos @ New York Mets

Shea Stadium, Flushing, NY

Sat Oct 05 1985, 3:33 AM EDT

Att. 45,404 - Unknown

livebaseballscorecards.com

AB	36
R	8
H	13
RBI	8
BB	0
SO	4
LOB	9

WP: 0 PB: 0 SB: 2 CS: 0 PA: 40

Montreal Expos @ New York Mets

Shea Stadium, Flushing, NY

Sat Oct 05 1985, 3:33 AM EDT

Att. 45,404 - Unknown

livebaseballscorecards.com

BOTTOM

Batter	1	2	3	4	5	6	7	8	9	AB	R	H	RBI	BB	SO	LOB
Mookie Wilson, S (1, 8) OBP: 0.329, SLG: 0.423	G5-4-3 1B		K 1B	K			4-3		2B 1B	5	1	2	0	0	2	4
Wally Backman, S (1, 4) OBP: 0.320, SLG: 0.344 Ron Gardenhire, R (8, 4) OBP: 0.326, SLG: 0.229	G5-4-3 1-2f		FC5-6-4 1B 1-2f	3-1			4-3		1-H 2B	4 1	0 0	0 1	0 1	0 0	0 0	5 0
Keith Hernandez, L (1, 3) OBP: 0.384, SLG: 0.430	K		FC6-4 1-2 1B		6-3		3-1		5-3	5	0	1	0	0	1	1
Gary Carter, R (1, 2) OBP: 0.365, SLG: 0.488 Ronn Reynolds, R (9, 2) OBP: 0.244, SLG: 0.275		F9	FC6-4 1-2f		G4-6-3 BB			4-3		3 0	0 0	0 0	0 0	1 0	0 0	2 0
Darryl Strawberry, L (1, 9) OBP: 0.390, SLG: 0.559		WP BB 1B	1B E 1B	G4-6-3 1-2f				HR		4	2	3	1	0	0	1
Danny Heep, L (1, 7) OBP: 0.341, SLG: 0.421		WP 1-2 BB	BB E 1-3 1B			E6 FC4-6		F5		3	0	1	0	1	0	0
Howard Johnson, S (1, 5) OBP: 0.300, SLG: 0.393		F6 1-2 2-3	E4 BB 1-2 3-H			FC4-6 1-2f		F8		4	0	0	1	0	0	4
Rafael Santana, R (1, 6) OBP: 0.295, SLG: 0.302		F6	F9			F9			K	4	0	0	0	0	1	5
Ron Darling, R (1, 1) OBP: 0.213, SLG: 0.224 Clint Hurdle, L (6, PH) OBP: 0.313, SLG: 0.354 Terry Leach, R (7, 1) OBP: 0.231, SLG: 0.250 Wes Gardner, R (9, 1) Rusty Staub, L (9, PH) OBP: 0.407, SLG: 0.409			FC5-6-4 BB	1-2 2-3 BB		F5			F6	0 1 0 0 1	0 0 0 0 0	0 0 0 0 0	0 0 0 0 0	2 0 0 0 0	0 0 0 0 0	0 1 0 0 0
Inning Stats	R: 0 E: 0 K: 1 S: 5 H: 1 LOB: 0 BB: 0 P: 5	R: 0 E: 0 K: 0 S: 4 H: 1 LOB: 2 BB: 1 P: 8	R: 0 E: 0 K: 1 S: 6 H: 1 LOB: 2 BB: 1 P: 10	R: 1 E: 1 K: 1 S: 8 H: 2 LOB: 3 BB: 1 P: 12	R: 0 E: 0 K: 0 S: 2 H: 0 LOB: 0 BB: 1 P: 6	R: 0 E: 1 K: 0 S: 4 H: 0 LOB: 1 BB: 0 P: 4	R: 0 E: 0 K: 0 S: 3 H: 0 LOB: 0 BB: 0 P: 3	R: 1 E: 0 K: 0 S: 4 H: 1 LOB: 0 BB: 0 P: 4	R: 1 E: 0 K: 1 S: 7 H: 2 LOB: 1 BB: 0 P: 7	1B: 6 2B: 1 3B: 0 HR: 1	SF: 0 SAC: 0 DP: 2 HBP: 0					

	AB	35
	R	3
	H	8
	RBI	3
	BB	4
	SO	4
	LOB	23

	WP: 1	PA: 39
	PB: 0	
	SB: 0	
	CS: 0	

PITCHER		IP	WLS	BF	H	R	ER	SO	BB	IBB	HBP	BLK	WP	HR	S	P	ERA	WHIP
Floyd Youmans, R ERA: 2.45	(1, 1)	6.0	W	27	5	1	1	3	4	0	0	0	1	0	29	45	1.50	1.500
Jeff Reardon, R ERA: 3.26	(7, 1)	3.0	S	12	3	2	2	1	0	0	0	0	0	1	14	14	6.00	1.000

PITCHER	IP	WLS	BF	H	R	ER	SO	BB	IBB	HBP	BLK	WP	HR	S	P	ERA	WHIP

Batter	1	2	3	4	5	6	7	8	9	AB	R	H	RBI	BB	SO	LOB
Fred Manrique, R (1, 5) (4, 6) OBP: 0.357, SLG: 0.769	5-3 ①		1-3 ② 1-2			K ①		F9 ③		4	0	0	0	0	1	1
Jim Wohlford, R (1, 7) OBP: 0.284, SLG: 0.272	K ②		5-3 ③			4-3 1B			K ①	4	0	1	0	0	2	1
Mitch Webster, S (1, 9) OBP: 0.333, SLG: 0.484	F4 ③			E S 1B 1B		4-3 ② 1-2			F2 ②	4	1	1	0	0	0	1
Hubie Brooks, R (1, 6) OBP: 0.310, SLG: 0.413		4-3 SF9 2B		1-H CS 1B		1-3 ③			BBBB 4-0 BB	2	1	2	1	0	0	0
Razor Shines, S (4, PR) OBP: 0.185, SLG: 0.120										0	0	0	0	0	0	0
Terry Francona, L (4, 5) OBP: 0.299, SLG: 0.349										1	0	0	0	0	0	1
Vance Law, R (8, 5) OBP: 0.369, SLG: 0.405										0	0	0	0	1	0	0
Andres Galarraga, R (1, 3) OBP: 0.228, SLG: 0.280		4-3 ① 2-3		G3 ① ② 1-2			F8 ①		6-3 ③	4	0	0	0	0	0	3
Herm Winningham, L (1, 8) OBP: 0.297, SLG: 0.317		SF9 ② 3-H		F9 ③			G3 ②			2	0	0	1	0	0	1
Al Newman, S (1, 4) OBP: 0.250, SLG: 0.207		CS 1B			F6 ①		F3 ③			3	0	1	0	0	0	0
Ned Yost, R (1, 2) OBP: 0.182, SLG: 0.182		CS ③ 1-2	FC1-6 1B		F8 ②			K ①		3	0	1	0	0	1	0
Dan Schatzeder, L (1, 1) OBP: 0.219, SLG: 0.419			FC1-6 ① 1-3 1-2f		6-3 ③			1-3 ②		2	0	0	0	0	0	1
Tim Burke, R (6, 1) OBP: 0.182, SLG: 0.100										0	0	0	0	0	0	0
Andre Dawson, R (8, PH) OBP: 0.295, SLG: 0.444										1	0	0	0	0	0	0
Jeff Reardon, R (8, 1) OBP: 0.286, SLG: 0.286										0	0	0	0	0	0	0
Inning Stats	R: 0 E: 0 K: 1 S: 5 H: 0 LOB: 0 BB: 0 P: 5	R: 1 E: 0 K: 0 S: 4 H: 2 LOB: 0 BB: 0 P: 4	R: 0 E: 0 K: 0 S: 4 H: 1 LOB: 1 BB: 0 P: 4	R: 1 E: 0 K: 0 S: 4 H: 2 LOB: 1 BB: 0 P: 4	R: 0 E: 0 K: 0 S: 3 H: 0 LOB: 0 BB: 0 P: 3	R: 0 E: 0 K: 1 S: 6 H: 1 LOB: 1 BB: 0 P: 6	R: 0 E: 0 K: 0 S: 3 H: 0 LOB: 0 BB: 0 P: 3	R: 0 E: 0 K: 1 S: 5 H: 0 LOB: 0 BB: 0 P: 5	R: 0 E: 0 K: 1 S: 5 H: 0 LOB: 1 BB: 1 P: 9	1B: 5 2B: 1 3B: 0 HR: 0	SF: 1 SAC: 0 DP: 0 HBP: 0					

TOP

Montreal Expos @ New York Mets

Shea Stadium, Flushing, NY

Sun Oct 06 1985, 3:33 AM EDT

Att. 31,890 - Unknown

livebaseballscorecards.com

AB	30
R	2
H	6
RBI	2
BB	1
SO	4
LOB	9

WP: 0 PB: 0 SB: 1 CS: 2 PA: 33

PITCHER		IP	WLS	BF	H	R	ER	SO	BB	IBB	HBP	BLK	WP	HR	S	P	ERA	WHIP
Bill Latham, L ERA: 3.97	(1, 1)	5.0	L	18	5	2	2	1	0	0	0	0	0	0	20	20	3.60	1.000
Randy Niemann, L ERA:	(6, 1)	2.0		7	1	0	0	1	0	0	0	0	0	0	9	9	0.00	0.500
Randy Myers, L ERA:	(8, 1)	2.0		7	0	0	0	2	1	0	0	0	0	0	10	14	0.00	0.500

PITCHER	IP	WLS	BF	H	R	ER	SO	BB	IBB	HBP	BLK	WP	HR	S	P	ERA	WHIP

Batter	1	2	3	4	5	6	7	8	9	AB	R	H	RBI	BB	SO	LOB
Lenny Dykstra, L (1, 8) OBP: 0.338, SLG: 0.331	1-3		K		FC4-6 1-2f			4-3		4	0	0	0	0	1	3
Tom Paciorek, R (1, 3) OBP: 0.309, SLG: 0.307	5-3 BB		FC5-4 1-2 2-H 1B		K			F8		3	0	1	1	1	1	1
John Christensen, R (1, 9) OBP: 0.303, SLG: 0.319	5-3 1-2f		L5		5-3 1-2			1B		4	0	1	0	0	0	4
Billy Beane, R (1, 7) OBP: 0.250, SLG: 0.375		F7	FC5-4 1-2f			K		K		4	0	0	0	0	2	3
Ray Knight, R (1, 5) OBP: 0.252, SLG: 0.328		1B		F8		5-3			F8	4	0	1	0	0	0	0
Ron Gardenhire, R (1, 6) OBP: 0.319, SLG: 0.282		F7		3B		F8			K	4	0	1	0	0	1	1
Ronn Reynolds, R (1, 2) OBP: 0.227, SLG: 0.256 Rusty Staub, L (9, PH) OBP: 0.400, SLG: 0.400	K		K			K	K		4-3	3 1	0 0	0 0	0 0	0 0	3 0	2 0
Larry Bowa, S (1, 4) OBP: 0.276, SLG: 0.304			SH 1B	5-3			K			3	1	1	0	0	1	1
Bill Latham, L (1, 1) OBP: 0.500, SLG: 0.333 Mookie Wilson, S (5, PH) OBP: 0.331, SLG: 0.424 Randy Niemann, L (6, 1) Darryl Strawberry, L (7, PH) OBP: 0.389, SLG: 0.557 Randy Myers, L (8, 1)			SH 1-2		FC4-6		K			0 1 0 1 0	0 0 0 0 0	0 1 0 0 0	0 0 0 0 0	0 0 0 0 0	0 0 0 1 0	0 0 0 0 0
Inning Stats	R: 0 E: 0 K: 0 S: 2 H: 0 LOB: 0 BB: 1 P: 6	R: 0 E: 0 K: 1 S: 6 H: 1 LOB: 1 BB: 0 P: 6	R: 1 E: 1 K: 1 S: 8 H: 2 LOB: 2 BB: 0 P: 8	R: 0 E: 0 K: 1 S: 6 H: 1 LOB: 1 BB: 0 P: 6	R: 0 E: 0 K: 1 S: 6 H: 1 LOB: 1 BB: 0 P: 6	R: 0 E: 0 K: 1 S: 5 H: 0 LOB: 0 BB: 0 P: 5	R: 0 E: 0 K: 3 S: 9 H: 0 LOB: 0 BB: 0 P: 9	R: 0 E: 0 K: 1 S: 6 H: 1 LOB: 1 BB: 0 P: 6	R: 0 E: 0 K: 1 S: 5 H: 0 LOB: 0 BB: 0 P: 5	1B: 5 2B: 1 3B: 1 HR: 0	SF: 0 SAC: 1 DP: 1 HBP: 0			WP: 0 PB: 0 SB: 1 CS: 0	PA: 34	

PITCHER		IP	WLS	BF	H	R	ER	SO	BB	IBB	HBP	BLK	WP	HR	S	P	ERA	WHIP
Dan Schatzeder, L ERA: 3.8	(1, 1)	5.0	W	21	5	1	1	4	1	0	0	0	0	0	28	32	1.80	1.200
Tim Burke, R ERA: 2.39	(6, 1)	2.0		6	0	0	0	4	0	0	0	0	0	0	14	14	0.00	0.000
Jeff Reardon, R ERA: 3.18	(8, 1)	2.0	S	7	1	0	0	2	0	0	0	0	0	0	11	11	0.00	0.500

PITCHER	IP	WLS	BF	H	R	ER	SO	BB	IBB	HBP	BLK	WP	HR	S	P	ERA	WHIP

BOTTOM

Montreal Expos @ New York Mets

Shea Stadium, Flushing, NY

Sun Oct 06 1985, 3:33 AM EDT

Att. 31,890 - Unknown

livebaseballscorecards.com

AB	32
R	1
H	6
RBI	1
BB	1
SO	10
LOB	15