New York Mets - 1986

Batter	1	2	3	4	5	6	7	8	9	AB	R	H	RBI	BB	SO	LOB
Lenny Dykstra, L (1, 8)	BBBB 4-0 2B BB		x 0-0 ① F7	x 0-0 ③ F8			BBBB 4-0 SH3-4 1B BB		x 0-0 ① F9	3	2	0	0	2	0	1
Wally Backman, S (1, 4)	x 0-0 ① F7		BBBB 4-0 BB BB BB		x 0-0 ① G3		x 0-0 ① SH3-4 1-2		x 0-0 ② 1-3	3	0	0	0	1	0	1
Keith Hernandez, L (1, 3) OBP: 0.600, SLG: 0.750	x 0-0 1-H SF8 2B		BBBB 4-0 1-2 BB BB		x 0-0 ② F8		x 0-0 2-H BB 1B		x 0-0 ③ F7	4	1	2	2	1	0	0
Gary Carter, R (1, 2)	x 0-0 ② SF8 3-H		SSS 0-3 ② K		x 0-0 ③ 1-3		SSS 0-3 ② K			3	0	0	1	0	2	3
Darryl Strawberry, L (1, 9) OBP: 1.000, SLG: 2.000	BBBB 4-0 BB		BBBB 4-0 1-2 2-3 FC4 BB			x 0-0 2B 2B	BBBB 4-0 1-2 BB			1	1	1	0	3	0	0
George Foster, R (1, 7) OBP: 0.250, SLG: 0.500	SSS 0-3 ③ K		x 0-0 ③ 1-2f FC4			x 0-0 ① 2-H 2B	SSS 0-3 ③ K			4	0	1	1	0	2	6
Howard Johnson, S (1, 5) OBP: 0.250, SLG: 0.500		x 0-0 ① F2		x 0-0 ① F7		x 0-0 6-3 2B		x 0-0 ① F7		4	0	1	0	0	0	0
Rafael Santana, R (1, 6)		SSS 0-3 ② K		SSS 0-3 ② K		x 0-0 ② 6-3 2-3		x 0-0 ② F9		4	0	0	0	0	2	1
Dwight Gooden, R (1, 1) OBP: 0.250, SLG: 0.250		SSS 0-3 ③ K		x 0-0 1B		x 0-0 ③ 6-3		SSS 0-3 ③ K		4	0	1	0	0	2	1
Inning Stats	R: 2 H: 1 E: 0 LOB: 1 K: 1 BB: 2 S: 6 P: 14	R: 0 H: 0 E: 0 LOB: 0 K: 2 BB: 0 S: 7 P: 7	R: 0 H: 0 E: 0 LOB: 3 K: 1 BB: 3 S: 5 P: 17	R: 0 H: 1 E: 0 LOB: 1 K: 1 BB: 0 S: 6 P: 6	R: 0 H: 0 E: 0 LOB: 0 K: 0 BB: 0 S: 3 P: 3	R: 1 H: 3 E: 0 LOB: 1 K: 0 BB: 0 S: 5 P: 5	R: 1 H: 1 E: 0 LOB: 2 K: 2 BB: 2 S: 8 P: 16	R: 0 H: 0 E: 0 LOB: 0 K: 1 BB: 0 S: 5 P: 5	R: 0 H: 0 E: 0 LOB: 0 K: 0 BB: 0 S: 3 P: 3	1B: 2 SF: 1 2B: 4 SAC: 1 3B: 0 DP: 0 HR: 0 HBP: 0						

PITCHER		IP	WLS	BF	H	R	ER	SO	BB	IBB	HBP	BLK	WP	HR	S	P	ERA	WHIP
Rick Reuschel, R ERA: 4.5	(1, 1)	6.0	L	27	5	3	3	5	5	0	0	0	0	0	32	52	4.50	1.667
Pat Clements, L ERA: 27.0	(7, 1)	0.1		3	1	1	1	0	1	0	0	0	0	0	2	6	27.00	6.000
Cecilio Guante, R ERA:	(7, 1)	1.2		6	0	0	0	3	1	0	0	0	0	0	11	15	0.00	0.600
Jim Winn, R ERA:	(9, 1)	1.0		3	0	0	0	0	0	0	0	0	0	0	3	3	0.00	0.000

PITCHER	IP	WLS	BF	H	R	ER	SO	BB	IBB	HBP	BLK	WP	HR	S	P	ERA	WHIP

TOP

New York Mets @ Pittsburgh Pirates

Three Rivers Stadium, Pittsburgh, PA

Tue Apr 08 1986, 6:05 PM EST
Att. 48,962 - Unknown

livebaseballscorecards.com

AB	30
R	4
H	6
RBI	4
BB	7
SO	8
LOB	13

WP: 0	PA: 39		
PB: 0			
SB: 0			
CS: 0			

BOTTOM

New York Mets @ Pittsburgh Pirates

Three Rivers Stadium, Pittsburgh, PA

Tue Apr 08 1986, 6:05 PM EST

Att. 48,962 - Unknown

Batter	1	2	3	4	5	6	7	8	9	AB	R	H	RBI	BB	SO	LOB
R.J. Reynolds, S (1, 9) OBP: 0.500, SLG: 1.500	HR		K			4-3 6-3 2B		4-3		4	2	2	1	0	1	0
Joe Orsulak, L (1, 8) OBP: 0.500, SLG: 1.000	1-3		3B			4-3 2-3			BB SH3 1B	3	0	1	0	1	0	1
Johnny Ray, S (1, 4) OBP: 0.500, SLG: 0.500	1B		1-3			6-3 3-H			SH3 1-2 1B	4	0	2	1	0	0	1
Sid Bream, L (1, 3) OBP: 0.333, SLG: 0.667	F7			L3-4 2B		F7			SH3 1-2 2-3	3	0	1	0	0	0	1
Steve Kemp, L (1, 7)	K			F7			K		K	4	0	0	0	0	3	4
Tony Peña, R (1, 2)		5-3		L3-4 2-3			6-3		1-3	4	0	0	0	0	0	3
Jim Morrison, R (1, 5)		6-3			F7		K			3	0	0	0	0	1	0
Sam Khalifa, R (1, 6) Lee Mazzilli, S (8, PH) Jim Winn, R (9, 1)		6-3			F9			G3		2 1 0	0 0 0	0 0 0	0 0 0	0 0 0	0 0 0	0 0 0
Rick Reuschel, R (1, 1) Pat Clements, R (7, 1) Cecilio Guante, R (7, 1) Bill Almon, R (8, PH) (9, 6)			6-3		6-3			K		2 0 0 1	0 0 0 0	0 0 0 0	0 0 0 0	0 0 0 0	0 0 0 1	0 0 0 0
Inning Stats	R: 1 E: 0 K: 1 S: 7 H: 2 LOB: 1 BB: 0 P: 7	R: 0 E: 0 K: 0 S: 3 H: 0 LOB: 0 BB: 0 P: 3	R: 0 E: 0 K: 1 S: 6 H: 1 LOB: 1 BB: 0 P: 6	R: 0 E: 0 K: 0 S: 3 H: 1 LOB: 0 BB: 0 P: 3	R: 0 E: 0 K: 0 S: 3 H: 0 LOB: 0 BB: 0 P: 3	R: 1 E: 0 K: 0 S: 4 H: 1 LOB: 0 BB: 0 P: 4	R: 0 E: 0 K: 2 S: 7 H: 0 LOB: 0 BB: 0 P: 7	R: 0 E: 0 K: 1 S: 5 H: 0 LOB: 0 BB: 0 P: 5	R: 0 E: 0 K: 1 S: 6 H: 1 LOB: 2 BB: 1 P: 10	1B: 2 2B: 3 3B: 1 HR: 1 SF: 0 SAC: 1 DP: 1 HBP: 0						

PITCHER	IP	WLS	BF	H	R	ER	SO	BB	IBB	HBP	BLK	WP	HR	S	P	ERA	WHIP
Dwight Gooden, R (1, 1) ERA: 2.0	9.0	W	33	6	2	2	6	1	0	0	0	0	1	44	48	2.00	0.778

PITCHER	IP	WLS	BF	H	R	ER	SO	BB	IBB	HBP	BLK	WP	HR	S	P	ERA	WHIP

AB	31
R	2
H	6
RBI	2
BB	1
SO	6
LOB	10

WP: 0 PB: 0 SB: 0 CS: 0 PA: 33

livebaseballscorecards.com

Batter	1	2	3	4	5	6	7	8	9	AB	R	H	RBI	BB	SO	LOB
Lenny Dykstra, L (1, 8) OBP: 0.300, SLG: 0.125	F5		G3	E S 1B 1B	4-3 1-2			K		5	1	1	0	0	1	1
Wally Backman, S (1, 4) OBP: 0.222, SLG: 0.125	1-3		2B 1B 1B	F8	5-3			F9		5	1	1	0	0	0	2
Keith Hernandez, L (1, 3) OBP: 0.500, SLG: 0.667	HR 1B		1-3 1B 2B	E3 1B 1-3 3B		F7			F8	5	3	2	0	0	0	1
Gary Carter, R (1, 2) OBP: 0.333, SLG: 0.750	1-H HR		2B 2-H 3-H BB 1B	1-2 3-H 3B 1B		F8			F8	5	3	3	5	0	0	0
Darryl Strawberry, L (1, 9) OBP: 0.556, SLG: 0.667	K		BB 1-3 SF7 2B	K		6-3			4-3	5	1	1	0	0	2	2
Danny Heep, L (1, 7) OBP: 0.500, SLG: 1.000		6-3	SF7 BB IBB	1-H 2-H 3B			F7			3	0	1	2	1	0	0
Howard Johnson, S (1, 5) OBP: 0.500, SLG: 0.571		1-3 1B	B B B B SF7 1-2 2-3 3-H BB	K			1-3-4 1B			3	0	2	1	1	1	1
Rafael Santana, R (1, 6) OBP: 0.125, SLG: 0.143		1-3 1-2	SF7 1-2 2-3 3-H		4-3 1B		1-3-4 1-3f			3	0	1	1	0	0	2
Ron Darling, R (1, 1)		F8	K	K				F8		3	0	0	0	0	2	4
Bob Ojeda, L (5, 1)										1	0	0	0	0	0	0
Roger McDowell, R (8, 1)										0	0	0	0	0	0	0
Jesse Orosco, R (9, 1)										0	0	0	0	0	0	0
Inning Stats	R: 2 E: 0 K: 1 S: 7 H: 2 LOB: 0 BB: 0 P: 7	R: 0 E: 0 K: 0 S: 4 H: 1 LOB: 1 BB: 0 P: 4	R: 4 E: 0 K: 1 S: 9 H: 4 LOB: 2 BB: 2 P: 17	R: 3 E: 1 K: 2 S: 11 H: 3 LOB: 1 BB: 0 P: 11	R: 0 E: 0 K: 1 S: 6 H: 1 LOB: 1 BB: 0 P: 6	R: 0 E: 0 K: 0 S: 3 H: 0 LOB: 0 BB: 0 P: 3	R: 0 E: 0 K: 0 S: 3 H: 1 LOB: 0 BB: 0 P: 3	R: 0 E: 0 K: 1 S: 5 H: 0 LOB: 0 BB: 0 P: 5	R: 0 E: 0 K: 0 S: 3 H: 0 LOB: 0 BB: 0 P: 3	1B: 8 2B: 3 3B: 1 HR: 1 SF: 1 SAC: 0 DP: 1 HBP: 0							

TOP

New York Mets @ Philadelphia Phillies

Veterans Stadium, Philadelphia, PA

Fri Apr 11 1986, 6:05 PM EST

Att. 36,190 - Unknown

livebaseballscorecards.com

AB	38
R	9
H	12
RBI	9
BB	2
SO	6
LOB	13

WP: 0 PB: 0 SB: 1 CS: 0 PA: 41

PITCHER		IP	WLS	BF	H	R	ER	SO	BB	IBB	HBP	BLK	WP	HR	S	P	ERA	WHIP
Kevin Gross, R ERA: 23.14	(1, 1)	2.1	L	16	7	6	6	1	1	1	0	0	0	1	16	24	23.14	3.429
Larry Andersen, R ERA: 3.38	(3, 1)	1.2		9	3	3	1	3	0	0	0	0	0	0	15	15	5.40	1.800
Dave Rucker, L ERA:	(5, 1)	2.0		7	1	0	0	1	0	0	0	0	0	0	9	9	0.00	0.500
Don Carman, L ERA:	(7, 1)	2.0		6	1	0	0	1	0	0	0	0	0	0	8	8	0.00	0.500
Dave Stewart, R ERA:	(9, 1)	1.0		3	0	0	0	0	0	0	0	0	0	0	3	3	0.00	0.000

PITCHER	IP	WLS	BF	H	R	ER	SO	BB	IBB	HBP	BLK	WP	HR	S	P	ERA	WHIP

New York Mets @ Philadelphia Phillies

Veterans Stadium, Philadelphia, PA

Fri Apr 11 1986, 6:05 PM EST

Att. 36,190 - Unknown

livebaseballscorecards.com

BOTTOM

Batter	1	2	3	4	5	6	7	8	9	AB	R	H	RBI	BB	SO	LOB
Gary Redus, R (1, 7) OBP: 0.375, SLG: 0.467	BBBB 4-0 4-3 BLK 2B BB		x 0-0 ① 5-3	x 0-0 E1 1B		x 0-0 ② F7		x 0-0 1-3 2-H 2B		4	1	2	1	1	0	0
Milt Thompson, L (1, 8)	x 0-0 ① 4-3 1-3		x 0-0 ② 1-3	x 0-0 ③ 6-3		x 0-0 ③ 6-3		x 0-0 ③ 6-3		5	0	0	0	0	0	4
Juan Samuel, R (1, 4) OBP: 0.357, SLG: 0.385	x 0-0 3-H 2B		x 0-0 S 1B 1B		x 0-0 WP S 1B 1B		SSS 0-3 ① K		BBBB 4-0 G6-4-3 BB	4	2	3	1	1	1	0
Mike Schmidt, R (1, 5) OBP: 0.429, SLG: 0.636	SSS 0-3 ② K		x 0-0 1-H 1B		SSS 0-3 ① K 1-2		x 0-0 ② 5-3		x 0-0 ①② G6-4-3 1-2f	5	0	1	1	0	2	3
Glenn Wilson, R (1, 9) OBP: 0.214, SLG: 0.182	SSS 0-3 ③ K		x 0-0 ③ F8		BBBB 4-0 1B WP 2-3 BB		x 0-0 ③ F9		x 0-0 1B	4	1	1	0	1	1	2
Von Hayes, L (1, 3) OBP: 0.357, SLG: 0.714		x 0-0 ① L1		x 0-0 HR	x 0-0 WP 1-3 3-H 1B			x 0-0 FC1-4 1B	x 0-0 ③ 3-1	5	1	3	2	0	0	1
Darren Daulton, L (1, 2) OBP: 0.375, SLG: 0.667	BBBB 4-0 BB		x 0-0 HR	SSS 0-3 ② K 1-2 3-H				SSS 0-3 ① K		3	1	1	1	1	2	2
Steve Jeltz, S (1, 6) OBP: 0.417, SLG: 0.222	SSS 0-3 ② K		x 0-0 ① F8	x 0-0 ③ F8				x 0-0 ② FC1-4 1B 1-2f 2B		4	1	0	0	0	1	3
Kevin Gross, R (1, 1)		x 0-0 ③ 4-3		SSS 0-3 ② K		x 0-0 ① F6		x 0-0 2B 1-2 1B		1	0	0	0	0	0	1
Larry Andersen, R (3, 1)										0	0	0	0	0	0	0
Rick Schu, R (4, PH)										1	0	0	0	0	1	0
Dave Rucker, L (5, 1)										0	0	0	0	0	0	0
Garry Maddox, R (6, PH) OBP: 0.500, SLG: 0.500										1	0	0	0	0	0	0
Don Carman, L (7, 1)										0	0	0	0	0	0	0
John Russell, R (8, PH) OBP: 0.500, SLG: 1.000										1	0	1	0	0	0	0
Dave Stewart, R (9, 1)										0	0	0	0	0	0	0
Inning Stats	R: 1 E: 0 K: 2 S: 8 — H: 1 LOB: 1 BB: 1 P: 12	R: 0 E: 0 K: 1 S: 5 — H: 0 LOB: 1 BB: 1 P: 9	R: 1 E: 0 K: 0 S: 5 — H: 2 LOB: 1 BB: 0 P: 5	R: 2 E: 1 K: 1 S: 8 — H: 3 LOB: 1 BB: 0 P: 8	R: 2 E: 0 K: 2 S: 9 — H: 2 LOB: 1 BB: 1 P: 13	R: 0 E: 0 K: 0 S: 3 — H: 0 LOB: 0 BB: 0 P: 3	R: 0 E: 0 K: 1 S: 5 — H: 0 LOB: 0 BB: 0 P: 5	R: 1 E: 0 K: 1 S: 8 — H: 3 LOB: 2 BB: 0 P: 8	R: 0 E: 0 K: 0 S: 3 — H: 1 LOB: 1 BB: 1 P: 7	1B: 8 2B: 2 3B: 0 HR: 2 — SF: 0 SAC: 0 DP: 1 HBP: 0							

	AB	38
	R	7
	H	12
	RBI	6
	BB	4
	SO	8
	LOB	16

WP: 2 PB: 0 SB: 2 CS: 0 — PA: 42

PITCHER		IP	WLS	BF	H	R	ER	SO	BB	IBB	HBP	BLK	WP	HR	S	P	ERA	WHIP
Ron Darling, R	(1, 1)	4.1		24	8	6	6	5	3	0	0	1	1	2	31	43	12.46	2.538
ERA: 12.46																		
Bob Ojeda, L	(5, 1)	3.1	W	12	2	1	1	3	0	0	0	0	1	0	18	18	2.70	0.600
ERA: 2.7																		
Roger McDowell, R	(8, 1)	1.0		5	2	0	0	0	1	0	0	0	0	0	4	8	0.00	3.000
ERA:																		
Jesse Orosco, L	(9, 1)	0.1	S	1	0	0	0	0	0	0	0	0	0	0	1	1	0.00	0.000
ERA:																		

PITCHER		IP	WLS	BF	H	R	ER	SO	BB	IBB	HBP	BLK	WP	HR	S	P	ERA	WHIP

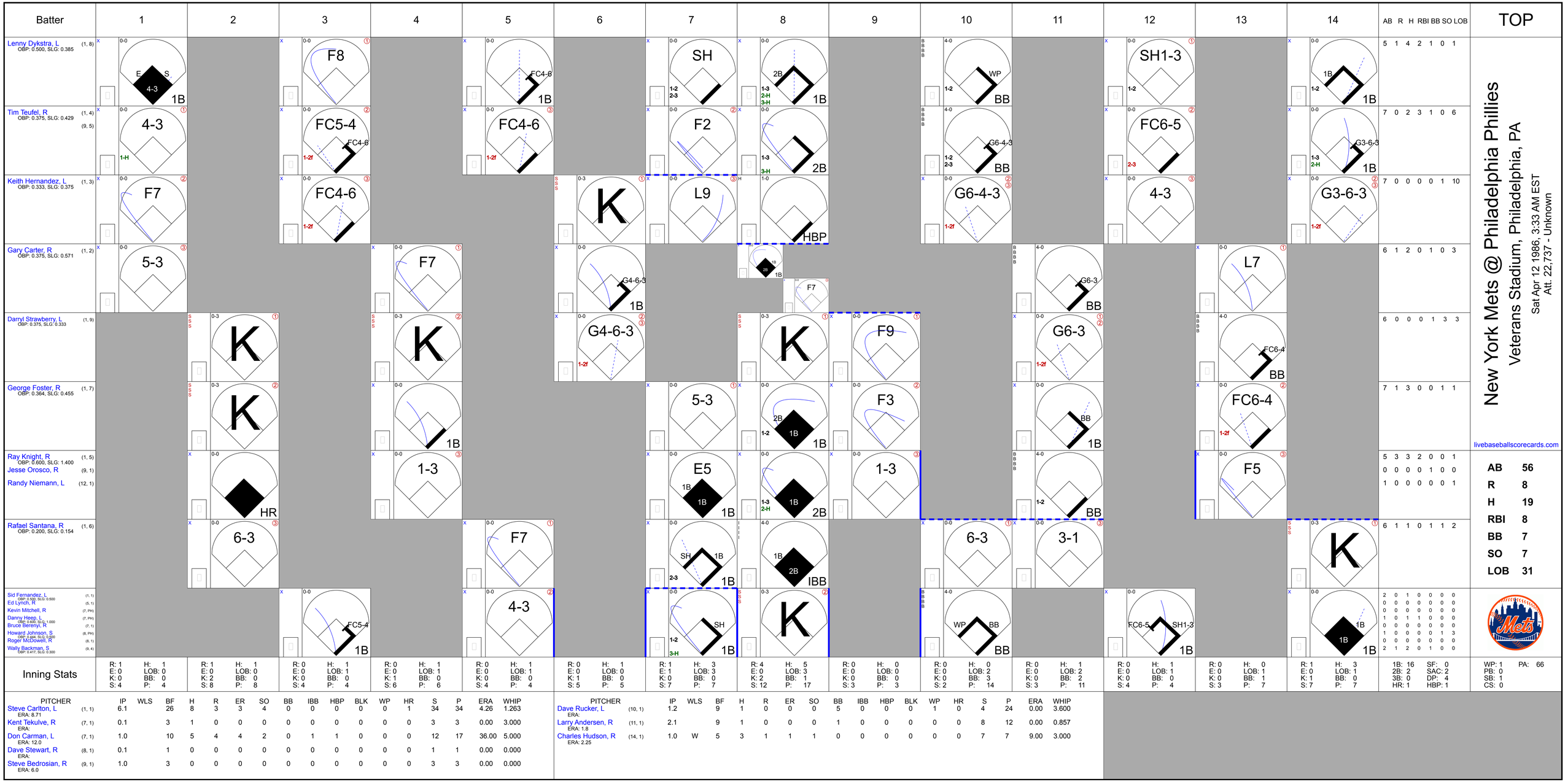
Batter
1
2
3
4
5
6
7
8
9
10
11
12
13
14
AB R H RBI BB SO LOB
TOP
Lenny Dykstra, L (1, 8) OBP: 0.500, SLG: 0.385
Tim Teufel, R (1, 4) (9, 5) OBP: 0.375, SLG: 0.429
Keith Hernandez, L (1, 3) OBP: 0.333, SLG: 0.375
Gary Carter, R (1, 2) OBP: 0.375, SLG: 0.571
Darryl Strawberry, L (1, 9) OBP: 0.375, SLG: 0.333
George Foster, R (1, 7) OBP: 0.364, SLG: 0.455
Ray Knight, R (1, 5) OBP: 0.600, SLG: 1.400
Jesse Orosco, R (9, 1)
Randy Niemann, L (12, 1)
Rafael Santana, R (1, 6) OBP: 0.200, SLG: 0.154
Sid Fernandez, L (1, 1) OBP: 0.500, SLG: 0.500
Ed Lynch, R (5, 1)
Kevin Mitchell, R (7, PH)
Danny Heep, L (7, PH) OBP: 0.000, SLG: 1.000
Bruce Berenyi, R (7, 1)
Howard Johnson, S (8, PH) OBP: 0.444, SLG: 0.500
Roger McDowell, R (8, 1)
Wally Backman, S (9, 4) OBP: 0.417, SLG: 0.300
5 1 4 2 1 0 1
7 0 2 3 1 0 6
7 0 0 0 0 1 10
6 1 2 0 1 0 3
6 0 0 0 1 3 3
7 1 3 0 0 1 1
5 3 3 2 0 0 1
0 0 0 0 1 0 0
1 0 0 0 0 0 1
6 1 1 0 1 1 2
2 0 1 0 0 0 0
0 0 0 0 0 0 0
0 0 0 0 0 0 0
1 0 1 1 0 0 0
0 0 0 0 0 0 0
1 0 0 0 0 1 3
0 0 0 0 0 0 0
2 1 2 0 1 0 0
New York Mets @ Philadelphia Phillies
Veterans Stadium, Philadelphia, PA
Sat Apr 12 1986, 3:33 AM EST
Att. 22,737 - Unknown
livebaseballscorecards.com
AB 56
R 8
H 19
RBI 8
BB 7
SO 7
LOB 31
Inning Stats
R: 1 E: 0 K: 0 S: 4 H: 1 LOB: 0 BB: 0 P: 4
R: 1 E: 0 K: 2 S: 8 H: 1 LOB: 0 BB: 0 P: 8
R: 0 E: 0 K: 0 S: 4 H: 1 LOB: 1 BB: 0 P: 4
R: 0 E: 0 K: 1 S: 6 H: 1 LOB: 1 BB: 0 P: 6
R: 0 E: 0 K: 0 S: 4 H: 1 LOB: 1 BB: 0 P: 4
R: 0 E: 0 K: 1 S: 5 H: 1 LOB: 0 BB: 0 P: 5
R: 1 E: 1 K: 0 S: 7 H: 3 LOB: 3 BB: 0 P: 7
R: 4 E: 0 K: 2 S: 12 H: 5 LOB: 3 BB: 1 P: 17
R: 0 E: 0 K: 0 S: 3 H: 0 LOB: 0 BB: 0 P: 3
R: 0 E: 0 K: 0 S: 2 H: 0 LOB: 2 BB: 3 P: 14
R: 0 E: 0 K: 0 S: 3 H: 1 LOB: 2 BB: 2 P: 11
R: 0 E: 0 K: 0 S: 4 H: 1 LOB: 1 BB: 0 P: 4
R: 0 E: 0 K: 0 S: 3 H: 0 LOB: 1 BB: 1 P: 7
R: 1 E: 0 K: 1 S: 7 H: 3 LOB: 1 BB: 0 P: 7
1B: 16 2B: 2 3B: 0 HR: 1
SF: 0 SAC: 2 DP: 4 HBP: 1
WP: 1 PB: 0 SB: 1 CS: 0
PA: 66
PITCHER IP WLS BF H R ER SO BB IBB HBP BLK WP HR S P ERA WHIP
Steve Carlton, L (1, 1) ERA: 8.71 6.1 26 8 3 3 4 0 0 0 0 0 1 34 34 4.26 1.263
Kent Tekulve, R (7, 1) ERA: 0.1 3 1 0 0 0 0 0 0 0 0 0 0 3 3 0.00 3.000
Don Carman, L (7, 1) ERA: 12.0 1.0 10 5 4 4 2 0 1 1 0 0 0 12 17 36.00 5.000
Dave Stewart, R (8, 1) ERA: 0.1 1 0 0 0 0 0 0 0 0 0 0 0 1 1 0.00 0.000
Steve Bedrosian, R (9, 1) ERA: 6.0 1.0 3 0 0 0 0 0 0 0 0 0 0 3 3 0.00 0.000
PITCHER IP WLS BF H R ER SO BB IBB HBP BLK WP HR S P ERA WHIP
Dave Rucker, L (10, 1) ERA: 1.2 9 1 0 0 0 5 0 0 0 1 0 4 24 0.00 3.600
Larry Andersen, R (11, 1) ERA: 1.8 2.1 9 1 0 0 0 1 0 0 0 0 0 8 12 0.00 0.857
Charles Hudson, R (14, 1) ERA: 2.25 1.0 W 5 3 1 1 1 0 0 0 0 0 0 7 7 9.00 3.000

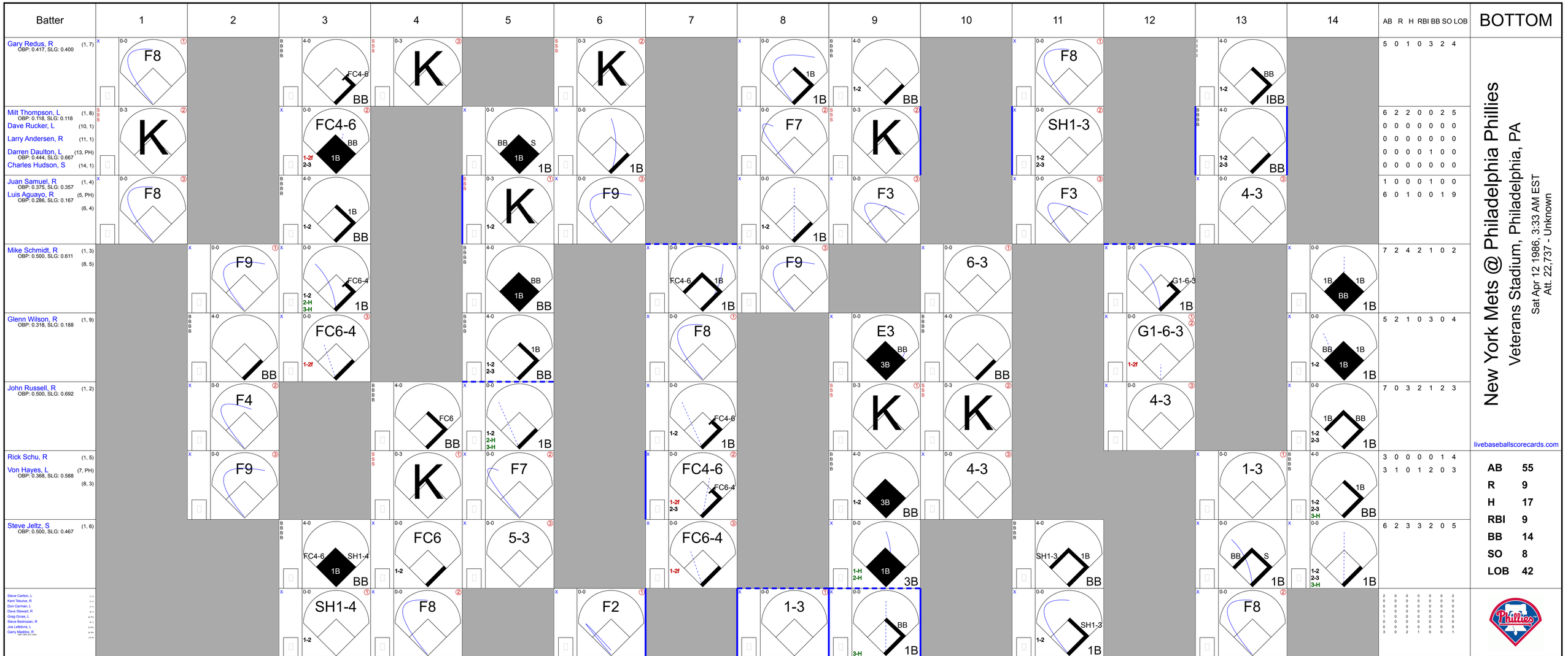
Batter
1
2
3
4
5
6
7
8
9
10
11
12
13
14
AB R H RBI BB SO LOB
BOTTOM
Gary Redus, R (1, 7) OBP: 0.417, SLG: 0.400
5 0 1 0 3 2 4
Milt Thompson, L (1, 8) OBP: 0.118, SLG: 0.118
Dave Rucker, L (10, 1)
Larry Andersen, R (11, 1)
Darren Daulton, L (13, PH) OBP: 0.444, SLG: 0.667
Charles Hudson, S (14, 1)
6 2 2 0 0 2 5
0 0 0 0 0 0 0
0 0 0 0 0 0 0
0 0 0 0 1 0 0
0 0 0 0 0 0 0
Juan Samuel, R (1, 4) OBP: 0.375, SLG: 0.357
Luis Aguayo, R (5, PH) OBP: 0.286, SLG: 0.167
(6, 4)
1 0 0 0 1 0 0
6 0 1 0 0 1 9
Mike Schmidt, R (1, 3) OBP: 0.500, SLG: 0.611
(8, 5)
7 2 4 2 1 0 2
Glenn Wilson, R (1, 9) OBP: 0.318, SLG: 0.188
5 2 1 0 3 0 4
John Russell, R (1, 2) OBP: 0.500, SLG: 0.692
7 0 3 2 1 2 3
Rick Schu, R (1, 5)
Von Hayes, L (7, PH) OBP: 0.368, SLG: 0.588
(8, 3)
3 0 0 0 0 1 4
3 1 0 1 2 0 3
Steve Jeltz, S (1, 6) OBP: 0.500, SLG: 0.467
6 2 3 3 2 0 5
Steve Carlton, L
Kent Tekulve, R
Don Carman, L
Dave Stewart, R
Greg Gross, L
Steve Bedrosian, R
Joe Lefebvre, L
Garry Maddox, R
2 0 0 0 0 0 2
0 0 0 0 0 0 0
0 0 0 0 0 0 0
1 0 0 0 0 0 0
0 0 0 0 0 0 0
0 0 0 0 0 0 0
0 0 2 1 0 0 1
New York Mets @ Philadelphia Phillies
Veterans Stadium, Philadelphia, PA
Sat Apr 12 1986, 3:33 AM EST
Att. 22,737 - Unknown
livebaseballscorecards.com
AB 55
R 9
H 17
RBI 9
BB 14
SO 8
LOB 42
Inning Stats
1: R: 0 E: 0 K: 1 S: 5 | H: 0 LOB: 0 BB: 0 P: 5
2: R: 0 E: 0 K: 0 S: 3 | H: 0 LOB: 1 BB: 1 P: 7
3: R: 2 E: 0 K: 0 S: 4 | H: 1 LOB: 2 BB: 3 P: 16
4: R: 0 E: 0 K: 2 S: 8 | H: 0 LOB: 2 BB: 1 P: 12
5: R: 2 E: 0 K: 1 S: 7 | H: 2 LOB: 2 BB: 2 P: 15
6: R: 0 E: 0 K: 1 S: 6 | H: 1 LOB: 1 BB: 0 P: 6
7: R: 0 E: 0 K: 0 S: 5 | H: 2 LOB: 2 BB: 0 P: 5
8: R: 0 E: 0 K: 0 S: 5 | H: 2 LOB: 2 BB: 0 P: 5
9: R: 3 E: 1 K: 2 S: 10 | H: 2 LOB: 2 BB: 2 P: 18
10: R: 0 E: 0 K: 1 S: 5 | H: 0 LOB: 1 BB: 1 P: 9
11: R: 0 E: 0 K: 0 S: 4 | H: 1 LOB: 2 BB: 1 P: 8
12: R: 0 E: 0 K: 0 S: 3 | H: 1 LOB: 0 BB: 0 P: 3
13: R: 0 E: 0 K: 0 S: 4 | H: 1 LOB: 3 BB: 2 P: 12
14: R: 2 E: 0 K: 0 S: 4 | H: 4 LOB: 3 BB: 1 P: 8
1B: 16 2B: 0 3B: 1 HR: 0
SF: 0 SAC: 2 DP: 1 HBP: 0
WP: 0 PB: 0 SB: 2 CS: 0
PA: 71
PITCHER IP WLS BF H R ER SO BB IBB HBP BLK WP HR S P ERA WHIP
Sid Fernandez, L (1, 1) ERA: 8.31 4.1 23 2 4 4 4 7 0 0 0 0 0 24 52 8.31 2.077
Ed Lynch, R (5, 1) ERA: 1.2 7 2 0 0 1 0 0 0 0 0 0 0 9 9 0.00 1.200
Bruce Berenyi, R (7, 1) ERA: 1.0 5 2 0 0 0 0 0 0 0 0 0 0 5 5 0.00 2.000
Roger McDowell, R (8, 1) ERA: 7.71 1.1 9 3 3 2 1 1 0 0 0 0 0 10 14 13.50 3.000
Jesse Orosco, L (9, 1) ERA: 2.2 13 2 0 0 2 3 0 0 0 0 0 0 14 26 0.00 1.875
PITCHER IP WLS BF H R ER SO BB IBB HBP BLK WP HR S P ERA WHIP
Randy Niemann, L (12, 1) ERA: 9.0 2.0 L 14 6 2 2 0 2 1 0 0 0 0 0 11 23 9.00 4.000

Batter	1	2	3	4	5	6	7	8	9	AB	R	H	RBI	BB	SO	LOB
Lenny Dykstra, L (1, 8) OBP: 0.450, SLG: 0.353	S S S 0-3 ① K		x 0-0 ③ 6-3			x 0-0 FC6-4 1B		x 0-0 ① L9		4	0	1	0	0	1	0
Tim Teufel, R (1, 4) OBP: 0.333, SLG: 0.364	x 0-0 CS 1B			x 0-0 ① 5-3		x 0-0 ① FC6-4 1B 1-2f		x 0-0 ② F7		4	0	1	0	0	0	1
Keith Hernandez, L (1, 3) OBP: 0.455, SLG: 0.526	B B B B 4-0 ② 1-2 BB			x 0-0 1B 1B		x 0-0 G6-4-3 1B 1-2		x 0-0 2B 2B		3	1	3	0	1	0	0
Gary Carter, R (1, 2) OBP: 0.350, SLG: 0.556	x 0-0 ③ F8			x 0-0 ② F8		x 0-0 ② ③ G6-4-3 1-2f		x 0-0 2-H 2B		4	0	1	1	0	0	4
Darryl Strawberry, L (1, 9) OBP: 0.350, SLG: 0.313		x 0-0 ① 3-1		x 0-0 1-3 1B			x 0-0 ① 4-3	x 0-0 ③ 4-3		4	0	1	0	0	0	1
George Foster, R (1, 7) OBP: 0.333, SLG: 0.400		x 0-0 ② F3		x 0-0 ③ 1-3			x 0-0 1B 1B		x 0-0 ① L9	4	0	1	0	0	0	2
Ray Knight, R (1, 5) OBP: 0.556, SLG: 1.333		x 0-0 ③ F9			x 0-0 ① F9		x 0-0 1-2 1B		x 0-0 HR	4	1	2	1	0	0	0
Rafael Santana, R (1, 6) OBP: 0.158, SLG: 0.118			x 0-0 ① F8		x 0-0 ② F9		x 0-0 ② F9		x 0-0 ② F9	4	0	0	0	0	0	2
Rick Aguilera, R (1, 1)			x 0-0 ② 1-3		x 0-0 ③ 4-3		x 0-0 ③ F8		x 0-0 ③ F9	2	0	0	0	0	0	0
Kevin Mitchell, R (7, PH)										1	0	0	0	0	0	2
Bob Ojeda, L (7, 1)										0	0	0	0	0	0	0
Wally Backman, S (9, PH) OBP: 0.385, SLG: 0.273										1	0	0	0	0	0	0
Inning Stats	R: 0 H: 1 E: 0 LOB: 1 K: 1 BB: 1 S: 5 P: 9	R: 0 H: 0 E: 0 LOB: 0 K: 0 BB: 0 S: 3 P: 3	R: 0 H: 0 E: 0 LOB: 0 K: 0 BB: 0 S: 3 P: 3	R: 0 H: 2 E: 0 LOB: 2 K: 0 BB: 0 S: 5 P: 5	R: 0 H: 0 E: 0 LOB: 0 K: 0 BB: 0 S: 3 P: 3	R: 0 H: 2 E: 0 LOB: 1 K: 0 BB: 0 S: 4 P: 4	R: 0 H: 2 E: 0 LOB: 2 K: 0 BB: 0 S: 5 P: 5	R: 1 H: 2 E: 0 LOB: 1 K: 0 BB: 0 S: 5 P: 5	R: 1 H: 1 E: 0 LOB: 0 K: 0 BB: 0 S: 4 P: 4	1B: 7 SF: 0 2B: 2 SAC: 0 3B: 0 DP: 1 HR: 1 HBP: 0						

TOP

New York Mets @ Philadelphia Phillies

Veterans Stadium, Philadelphia, PA

Sun Apr 13 1986, 3:33 AM EST

Att. 27,691 - Unknown

livebaseballscorecards.com

AB	35
R	2
H	10
RBI	2
BB	1
SO	1
LOB	12

WP: 0	PA: 36
PB: 0	
SB: 0	
CS: 1	

PITCHER	IP	WLS	BF	H	R	ER	SO	BB	IBB	HBP	BLK	WP	HR	S	P	ERA	WHIP
Shane Rawley, L (1, 1) ERA: 1.5	9.0	W	36	10	2	2	1	1	0	0	0	0	1	37	41	2.00	1.222

PITCHER	IP	WLS	BF	H	R	ER	SO	BB	IBB	HBP	BLK	WP	HR	S	P	ERA	WHIP

Batter	1	2	3	4	5	6	7	8	9	AB	R	H	RBI	BB	SO	LOB
Gary Redus, R (1, 7) OBP: 0.429, SLG: 0.522	5-3		HR		F1		IBB			3	1	1	1	1	0	0
Milt Thompson, L (1, 8) OBP: 0.095, SLG: 0.095	K		K			K	1-3			4	0	0	0	0	3	2
Von Hayes, L (1, 3) OBP: 0.391, SLG: 0.550	BB			G3		2B 1B		F4		3	1	1	0	1	0	0
Mike Schmidt, R (1, 5) OBP: 0.462, SLG: 0.545	K			6-3		F8		G6-4-3 1B		4	0	1	0	0	1	2
Glenn Wilson, R (1, 9) OBP: 0.346, SLG: 0.263		F6		HR BB		1-H 2B		G6-4-3 1-2f		3	1	1	1	1	0	1
Darren Daulton, L (1, 2) OBP: 0.417, SLG: 0.889		5-3		1-H HR		F9				3	1	1	2	0	0	1
Luis Aguayo, R (1, 4) OBP: 0.200, SLG: 0.111		F6		F7			5-3			3	0	0	0	0	0	0
Steve Jeltz, S (1, 6) OBP: 0.478, SLG: 0.444			K		5-3		SH5-4 1B			3	0	1	0	0	1	0
Shane Rawley, R (1, 1)			F9		K		SH5-4 1-2			2	0	0	0	0	1	0
Inning Stats	R: 0 E: 0 K: 2 S: 7 H: 0 LOB: 1 BB: 1 P: 11	R: 0 E: 0 K: 0 S: 3 H: 0 LOB: 0 BB: 0 P: 3	R: 1 E: 0 K: 2 S: 8 H: 1 LOB: 0 BB: 0 P: 8	R: 2 E: 0 K: 0 S: 4 H: 1 LOB: 0 BB: 1 P: 8	R: 0 E: 0 K: 1 S: 5 H: 0 LOB: 0 BB: 0 P: 5	R: 1 E: 0 K: 1 S: 7 H: 2 LOB: 1 BB: 0 P: 7	R: 0 E: 0 K: 0 S: 4 H: 1 LOB: 2 BB: 1 P: 8	R: 0 E: 0 K: 0 S: 3 H: 1 LOB: 0 BB: 0 P: 3		1B: 3 2B: 1 3B: 0 HR: 2	SF: 0 SAC: 1 DP: 1 HBP: 0						

PITCHER	IP	WLS	BF	H	R	ER	SO	BB	IBB	HBP	BLK	WP	HR	S	P	ERA	WHIP
Rick Aguilera, R (1, 1) ERA: 6.0	6.0	L	24	4	4	4	6	2	0	0	0	0	2	34	42	6.00	1.000
Bob Ojeda, L (7, 1) ERA: 1.69	2.0		8	2	0	0	0	0	1	0	0	0	0	7	11	0.00	1.000

PITCHER	IP	WLS	BF	H	R	ER	SO	BB	IBB	HBP	BLK	WP	HR	S	P	ERA	WHIP

BOTTOM

New York Mets @ Philadelphia Phillies

Veterans Stadium, Philadelphia, PA

Sun Apr 13 1986, 3:33 AM EST

Att. 27,691 - Unknown

livebaseballscorecards.com

AB	28
R	4
H	6
RBI	4
BB	3
SO	6
LOB	6

PA: 32

Batter	1	2	3	4	5	6	7	8	9	10	11	12	13	AB	R	H	RBI	BB	SO	LOB
Vince Coleman, S (1, 7) OBP: 0.367, SLG: 0.385	F8		F8			1B 3B		F6		5-3		K	F8	7	1	1	0	0	1	7
Willie McGee, S (1, 8) OBP: 0.172, SLG: 0.259	G3			K		E S 3-H 1B		SF7 1-2 3-H			K		BB SH E 1B	5	1	2	2	0	2	0
Tom Herr, S (1, 4) OBP: 0.296, SLG: 0.095	4-1			6-3		F7		F7			6-3		SH BB E 1-2	5	1	0	0	0	0	2
Jack Clark, R (1, 3) OBP: 0.464, SLG: 0.545		K		6-3		F3 1-3			F6		2B		1B E FC4-2 1-2 2-3 BB	5	0	1	0	1	1	1
Andy Van Slyke, L (1, 9) OBP: 0.389, SLG: 0.267		K	BB F9 6-3				F4		S 1B		K		E5 FC4-2 1B 1-2 2-H 3-H 2B	3	0	1	0	1	1	0
Tito Landrum, R (11, PH) (11, 9) OBP: 0.400, SLG: 0.667														2	1	0	0	0	1	2
Terry Pendleton, S (1, 5) OBP: 0.240, SLG: 0.217		F7			6-3 1-2		F8		K 1-2			FC3-5 BB	FC4-2 1-2 2-3 2B 1B	5	1	1	0	1	1	2
Mike Heath, R (1, 2) OBP: 0.208, SLG: 0.050			K		F9 2-3		K		4-3			FC3-5 1-2 BB	FC4-2 1-2 2-3 3-Hf 2B	5	0	0	0	1	2	5
Ozzie Smith, S (1, 6) OBP: 0.500, SLG: 0.524		2B			K			1B SF7 1B		4-3		FC3-5 1-2 2-3f	1-3 2-H 3-H 2B	6	1	3	2	0	1	3
Ricky Horton, L (1, 1)		5-3				F8		SF7 1-3 1B		K		F6	K	2	0	0	0	0	0	1
Clint Hurdle, L (8, PH) OBP: 1.000, SLG: 1.000														1	0	1	0	0	0	0
Tom Lawless, R (8, PR)														0	0	0	0	0	0	0
Ken Dayley, L (8, 1) OBP: 1.000, SLG: 1.000														0	0	0	0	0	0	0
Todd Worrell, R (9, 1)														1	0	0	0	1	0	0
Jerry White, S (12, PH)														1	0	0	0	0	0	2
Pat Perry, L (12, 1)														1	0	0	0	0	1	2
Inning Stats	R: 0 E: 0 K: 0 S: 3 H: 0 LOB: 0 BB: 0 P: 3	R: 0 E: 0 K: 2 S: 7 H: 0 LOB: 0 BB: 0 P: 7	R: 0 E: 0 K: 1 S: 6 H: 1 LOB: 1 BB: 0 P: 6	R: 0 E: 0 K: 1 S: 5 H: 0 LOB: 0 BB: 0 P: 5	R: 0 E: 0 K: 1 S: 5 H: 0 LOB: 1 BB: 1 P: 9	R: 1 E: 0 K: 0 S: 5 H: 2 LOB: 1 BB: 0 P: 5	R: 0 E: 0 K: 1 S: 5 H: 0 LOB: 0 BB: 0 P: 5	R: 1 E: 0 K: 0 S: 5 H: 2 LOB: 1 BB: 0 P: 5	R: 0 E: 0 K: 1 S: 6 H: 1 LOB: 1 BB: 0 P: 6	R: 0 E: 0 K: 1 S: 5 H: 0 LOB: 0 BB: 0 P: 5	R: 0 E: 0 K: 2 S: 8 H: 1 LOB: 1 BB: 0 P: 8	R: 0 E: 0 K: 1 S: 5 H: 0 LOB: 2 BB: 2 P: 13	R: 4 E: 1 K: 1 S: 10 H: 3 LOB: 2 BB: 1 P: 14	1B: 6 2B: 3 3B: 1 HR: 0 SF: 1 SAC: 1 DP: 0 HBP: 0	WP: 0 PB: 0 SB: 2 CS: 0 PA: 55						

PITCHER		IP	WLS	BF	H	R	ER	SO	BB	IBB	HBP	BLK	WP	HR	S	P	ERA	WHIP
Dwight Gooden, R ERA: 2.12	(1, 1)	8.0		30	5	2	2	6	1	0	0	0	0	0	41	45	2.25	0.750
Roger McDowell, R ERA: 4.15	(9, 1)	2.0		7	1	0	0	2	0	0	0	0	0	0	11	11	0.00	0.500
Jesse Orosco, L ERA:	(11, 1)	2.0		9	1	0	0	3	2	0	0	0	0	0	13	21	0.00	1.500
Randy Niemann, L ERA: 18.0	(13, 1)	0.0	L	2	1	2	2	0	0	0	0	0	0	0	2	2	∞	∞
Bruce Berenyi, R ERA: 4.5	(13, 1)	1.0		7	2	2	1	1	1	0	0	0	0	0	8	12	9.00	3.000

PITCHER	IP	WLS	BF	H	R	ER	SO	BB	IBB	HBP	BLK	WP	HR	S	P	ERA	WHIP

TOP

St. Louis Cardinals @ New York Mets

Shea Stadium, Flushing, NY

Mon Apr 14 1986, 3:33 AM EST

Att. 47,752 - Unknown

livebaseballscorecards.com

AB	49
R	6
H	10
RBI	4
BB	4
SO	12
LOB	27

Batter	1	2	3	4	5	6	7	8	9	10	11	12	13	AB	R	H	RBI	BB	SO	LOB
Lenny Dykstra, L (1, 8) OBP: 0.423, SLG: 0.318	F9		BB SF9		4-3			1-3		S 1B		F8 1-2		5	0	1	0	1	0	1
Tim Teufel, R (1, 4) (10, 3) OBP: 0.278, SLG: 0.267	K		SF9 1-2 2-3 3-H			F9			BB FC6-4	K 1-2			5-3	4	0	0	1	1	2	1
Keith Hernandez, L (1, 3) OBP: 0.423, SLG: 0.478	4-3		4-3			G6-4-3 1B			FC6-4 S 1B 1-2f		F3		2-3	4	0	1	0	0	0	3
Wally Backman, S (9, PR) (10, 4) OBP: 0.333, SLG: 0.231														2	1	0	0	0	0	0
Gary Carter, R (1, 2) OBP: 0.385, SLG: 0.500		F9		FC5-4 1B		G6-4-3 1-2f			1B 1-2 BB		BB		F7	4	0	1	0	2	0	1
Darryl Strawberry, L (1, 9) OBP: 0.320, SLG: 0.286		G3		FC5-4 BB 1-2f			K		1-3 2-H 1B		F7			5	0	1	1	0	1	2
George Foster, R (1, 7) OBP: 0.300, SLG: 0.316		F8		G6-4-3 BB 1-2			F4		F2		F9			4	0	0	0	1	0	3
Ray Knight, R (1, 5) OBP: 0.500, SLG: 1.091			BB SH1-3 SF9	G6-4-3 1-2f			K		F6			5-3		2	1	0	0	1	1	2
Howard Johnson, S (9, PH) (10, 5) OBP: 0.364, SLG: 0.400														2	0	0	0	0	0	2
Rafael Santana, R (1, 6) OBP: 0.167, SLG: 0.095			SF9 SH1-3 1-2 BB		6-3			1-3		3-1		K		4	0	0	0	1	1	0
Dwight Gooden, R (1, 1) OBP: 0.200, SLG: 0.200			SH1-3 1-2 2-3		F8			K		K		WP BB		1	0	0	0	0	0	0
Kevin Mitchell, R (8, PH)														1	0	0	0	0	1	0
Roger McDowell, R (9, 1)														0	0	0	0	0	0	0
Danny Heep, L (10, PH) OBP: 0.500, SLG: 0.800														1	0	0	0	0	1	0
Jesse Orosco, R (11, 1)														0	0	0	0	0	0	0
Rick Aguilera, R (12, PH)														0	0	0	0	1	0	0
Randy Niemann, L (13, 1)														0	0	0	0	0	0	0
Bruce Berenyi, R (13, 1)														0	0	0	0	0	0	0
Inning Stats	R: 0 E: 0 K: 1 S: 5 H: 0 LOB: 0 BB: 0 P: 5	R: 0 E: 0 K: 0 S: 3 H: 0 LOB: 0 BB: 0 P: 3	R: 1 E: 0 K: 0 S: 3 H: 0 LOB: 2 BB: 3 P: 15	R: 0 E: 0 K: 0 S: 3 H: 1 LOB: 1 BB: 1 P: 7	R: 0 E: 0 K: 0 S: 3 H: 0 LOB: 0 BB: 0 P: 3	R: 0 E: 0 K: 0 S: 3 H: 1 LOB: 0 BB: 0 P: 3	R: 0 E: 0 K: 2 S: 7 H: 0 LOB: 0 BB: 0 P: 7	R: 0 E: 0 K: 1 S: 5 H: 0 LOB: 0 BB: 0 P: 5	R: 1 E: 0 K: 0 S: 4 H: 1 LOB: 2 BB: 2 P: 12	R: 0 E: 0 K: 2 S: 8 H: 1 LOB: 1 BB: 0 P: 8	R: 0 E: 0 K: 0 S: 3 H: 0 LOB: 1 BB: 1 P: 7	R: 0 E: 0 K: 1 S: 5 H: 0 LOB: 1 BB: 1 P: 9	R: 0 E: 0 K: 0 S: 3 H: 0 LOB: 0 BB: 0 P: 3	1B: 4 2B: 0 3B: 0 HR: 0	SF: 1 SAC: 1 DP: 2 HBP: 0	WP: 1 PB: 0 SB: 2 CS: 0	PA: 49		

PITCHER		IP	WLS	BF	H	R	ER	SO	BB	IBB	HBP	BLK	WP	HR	S	P	ERA	WHIP
Ricky Horton, L ERA: 1.29	(1, 1)	7.0		25	2	1	1	3	4	0	0	0	0	0	27	43	1.29	0.857
Ken Dayley, L ERA: 7.71	(8, 1)	1.1		5	0	1	1	1	1	0	0	0	0	0	6	10	6.75	0.750
Todd Worrell, R ERA:	(9, 1)	2.2		12	2	0	0	2	2	0	0	0	0	0	14	22	0.00	1.500
Pat Perry, L ERA:	(12, 1)	2.0	W	7	0	0	0	1	1	0	0	0	1	0	8	12	0.00	0.500

PITCHER	IP	WLS	BF	H	R	ER	SO	BB	IBB	HBP	BLK	WP	HR	S	P	ERA	WHIP

BOTTOM

St. Louis Cardinals @ New York Mets

Shea Stadium, Flushing, NY

Mon Apr 14 1986, 3:33 AM EST

Att. 47,752 - Unknown

livebaseballscorecards.com

AB	39
R	2
H	4
RBI	2
BB	8
SO	7
LOB	15

Philadelphia Phillies @ New York Mets

Shea Stadium, Flushing, NY

Fri Apr 18 1986, 6:05 PM EST

Att. 26,906 - Unknown

TOP

livebaseballscorecards.com

Batter	1	2	3	4	5	6	7	8	9	AB	R	H	RBI	BB	SO	LOB
Gary Redus, R (1, 7) OBP: 0.405, SLG: 0.500	K		F8			5-3		WP, S, 1B		4	0	1	0	0	1	0
Milt Thompson, L (1, 8) OBP: 0.167, SLG: 0.276	HR		K			F7		K 1-2		4	1	1	1	0	2	1
Von Hayes, L (1, 3) OBP: 0.281, SLG: 0.379	3-1			3-1		3-1		F2 2-3		4	0	0	0	0	0	1
Mike Schmidt, R (1, 5) OBP: 0.429, SLG: 0.567	HR			F9			HBP, 1B		5-3	4	1	2	1	0	0	0
Glenn Wilson, R (1, 9) OBP: 0.324, SLG: 0.231	F9			5-3			HBP 1-2		K	3	0	0	0	0	1	0
John Russell, R (1, 2) OBP: 0.444, SLG: 0.563		BB, G4-6-3			6-3		K		K	3	0	0	0	1	2	2
Luis Aguayo, R (1, 4) OBP: 0.125, SLG: 0.067		G4-6-3 1-2f			6-3		F9			2	0	0	0	0	0	1
Joe Lefebvre, L (7, PH)										1	0	0	0	0	0	2
Greg Legg, R (7, 4)										0	0	0	0	0	0	0
Steve Jeltz, S (1, 6) OBP: 0.433, SLG: 0.400		K			FC4-6, 1B		F9			3	0	1	0	0	1	2
Steve Carlton, L (1, 1)			G3		FC4-6 1-2f			K		2	0	0	0	0	0	1
Kent Tekulve, R (7, 1)										0	0	0	0	0	0	0
Garry Maddox, R (8, PH) OBP: 0.500, SLG: 0.500										1	0	0	0	0	1	0
Don Carman, L (8, 1)										0	0	0	0	0	0	0
Inning Stats	R: 2 E: 0 K: 1 S: 7 H: 2 LOB: 0 BB: 0 P: 7	R: 0 E: 0 K: 1 S: 4 H: 0 LOB: 0 BB: 1 P: 8	R: 0 E: 0 K: 1 S: 5 H: 0 LOB: 0 BB: 0 P: 5	R: 0 E: 0 K: 0 S: 3 H: 0 LOB: 0 BB: 0 P: 3	R: 0 E: 0 K: 0 S: 4 H: 1 LOB: 1 BB: 0 P: 4	R: 0 E: 0 K: 0 S: 3 H: 0 LOB: 0 BB: 0 P: 3	R: 0 E: 0 K: 1 S: 6 H: 1 LOB: 2 BB: 0 P: 7	R: 0 E: 0 K: 2 S: 8 H: 1 LOB: 1 BB: 0 P: 8	R: 0 E: 0 K: 2 S: 7 H: 0 LOB: 0 BB: 0 P: 7	1B: 3 2B: 0 3B: 0 HR: 2 SF: 0 SAC: 0 DP: 1 HBP: 1						

	AB	31
	R	2
	H	5
	RBI	2
	BB	1
	SO	8
	LOB	10

	WP: 1	PA: 33
	PB: 0	
	SB: 1	
	CS: 0	

PITCHER		IP	WLS	BF	H	R	ER	SO	BB	IBB	HBP	BLK	WP	HR	S	P	ERA	WHIP
Ron Darling, R ERA: 6.35	(1, 1)	7.0	W	26	4	2	2	4	1	0	1	0	0	2	32	37	2.57	0.714
Jesse Orosco, L ERA:	(8, 1)	2.0	S	7	1	0	0	4	0	0	0	0	1	0	15	15	0.00	0.500

PITCHER	IP	WLS	BF	H	R	ER	SO	BB	IBB	HBP	BLK	WP	HR	S	P	ERA	WHIP

Batter	1	2	3	4	5	6	7	8	9	AB	R	H	RBI	BB	SO	LOB
Lenny Dykstra, L (1, 8) OBP: 0.387, SLG: 0.296	PB WP BB 1B	K ①		K ③			6-3 ①	F7 ③		5	1	1	0	0	2	0
Tim Teufel, R (1, 4) OBP: 0.227, SLG: 0.211	K ① 1-2	K ②			K ①		K ②			4	0	0	0	0	4	1
Keith Hernandez, L (1, 3) OBP: 0.433, SLG: 0.462	BB BB 1B BB 2-3	G3 ③			4-3 ②		BB 1B 1B 1B			3	2	1	0	1	0	0
Gary Carter, R (1, 2) OBP: 0.400, SLG: 0.480	BB 1B BB 1-2		F7 ①		5-3 ③		BB 1B 1B 1-2			3	2	1	0	1	0	0
Darryl Strawberry, L (1, 9) OBP: 0.414, SLG: 0.318	1B BB 1-2 2-3 3-H		BB 1B			CS BB	1B BB 1-2 2-3			1	0	1	1	3	0	0
George Foster, R (1, 7) OBP: 0.333, SLG: 0.318	K ②		G6-4-3 BB 1-2			4-3 ① 1-3	1B 1-3 2-H 3-H			3	0	1	2	1	1	4
Ray Knight, R (1, 5) OBP: 0.438, SLG: 0.867	BB 1B 1-3 2-H 3-H	G6-4-3 ② ③ 1-2f				K ②	F9 ③			4	0	1	2	0	1	5
Jesse Orosco, R (8, 1)										0	0	0	0	0	0	0
Rafael Santana, R (1, 6) OBP: 0.214, SLG: 0.087	BB 1-2			F9 ①		IBB		K ①		2	0	0	0	2	1	0
Ron Darling, R (1, 1) OBP: 0.333, SLG: 0.364	K ③			K ②		5-3 ③		K ②		3	0	0	0	0	2	5
Howard Johnson, S (8, 5)										1	0	0	0	0	1	0
Inning Stats	R: 3 E: 0 K: 3 S: 11 H: 2 LOB: 3 BB: 4 P: 27	R: 0 E: 0 K: 2 S: 7 H: 0 LOB: 0 BB: 0 P: 7	R: 0 E: 0 K: 0 S: 3 H: 1 LOB: 1 BB: 1 P: 7	R: 0 E: 0 K: 2 S: 7 H: 0 LOB: 0 BB: 0 P: 7	R: 0 E: 0 K: 1 S: 5 H: 0 LOB: 0 BB: 0 P: 5	R: 0 E: 0 K: 1 S: 5 H: 0 LOB: 2 BB: 2 P: 13	R: 2 E: 0 K: 1 S: 8 H: 3 LOB: 2 BB: 1 P: 12	R: 0 E: 0 K: 2 S: 7 H: 0 LOB: 0 BB: 0 P: 7		1B: 6 2B: 0 3B: 0 HR: 0	SF: 0 SAC: 0 DP: 1 HBP: 0			WP: 1 PB: 1 SB: 0 CS: 1	PA: 37		

PITCHER		IP	WLS	BF	H	R	ER	SO	BB	IBB	HBP	BLK	WP	HR	S	P	ERA	WHIP
Steve Carlton, L ERA: 7.94	(1, 1)	6.2	L	32	5	5	5	10	7	1	0	0	1	0	44	76	6.75	1.800
Kent Tekulve, R ERA:	(7, 1)	0.1		2	1	0	0	0	0	0	0	0	0	0	2	2	0.00	3.000
Don Carman, L ERA: 9.0	(8, 1)	1.0		3	0	0	0	2	0	0	0	0	0	0	7	7	0.00	0.000

PITCHER	IP	WLS	BF	H	R	ER	SO	BB	IBB	HBP	BLK	WP	HR	S	P	ERA	WHIP

BOTTOM

Philadelphia Phillies @ New York Mets

Shea Stadium, Flushing, NY

Fri Apr 18 1986, 6:05 PM EST

Att. 26,906 - Unknown

livebaseballscorecards.com

AB	29
R	5
H	6
RBI	5
BB	8
SO	12
LOB	15

Batter	1	2	3	4	5	6	7	8	9	AB	R	H	RBI	BB	SO	LOB
Gary Redus, R (1, 7) OBP: 0.390, SLG: 0.500	x 0-0 1B 1B 2B		x 0-0 ① F8			x 0-0 ① F7	S S S 0-3 ③ K			4	1	1	0	0	1	2
Milt Thompson, L (1, 8) OBP: 0.176, SLG: 0.273	S S S 0-3 ① K		x 0-0 ② 1-3			x 0-0 E4 E S 1B		x 0-0 S 1B		4	1	1	0	0	1	1
Von Hayes, L (1, 3) OBP: 0.278, SLG: 0.364	S S S 0-3 ② K		S S S 0-3 ③ K			x 0-0 S 1-H 1B		x 0-0 ① F2		4	0	1	1	0	2	2
Mike Schmidt, R (1, 5) OBP: 0.410, SLG: 0.529	x 0-0 1B 2-3 1B			x 0-0 ① 5-3		x 0-0 ② 6-3 1-2		x 0-0 ② F3		4	0	1	0	0	0	2
Glenn Wilson, R (1, 9) OBP: 0.316, SLG: 0.233	x 0-0 1-2 3-H 1B			x 0-0 ② 6-3		S S S 0-3 ③ K		x 0-0 ③ F8 1-2		4	0	1	1	0	1	2
Darren Daulton, L (1, 2) OBP: 0.400, SLG: 0.688	S S S 0-3 ③ K			x 0-0 ③ P6			x 0-0 ① F3		x 0-0 ① G3	4	0	0	0	0	1	2
Luis Aguayo, R (1, 4) OBP: 0.158, SLG: 0.167		x 0-0 ① 5-3			x 0-0 ① F7		x 0-0 SH1-3 2B		B B B B 4-0 BB	3	0	1	0	0	0	0
Greg Gross, L (9, PH)										0	0	0	0	1	0	0
Steve Jeltz, S (1, 6) OBP: 0.412, SLG: 0.357		S S S 0-3 ② K			x 0-0 ② 5-3		B B B B 4-0 SH1-3 BB		S S S 0-3 ② K	3	0	0	0	1	2	1
Shane Rawley, R (1, 1)		S S S 0-3 ③ K			x 0-0 ③ F9		x 0-0 ② SH1-3 1-2 2-3		S S S 0-3 ③ K	2	0	0	0	0	1	0
Steve Bedrosian, R (8, 1)										0	0	0	0	0	0	0
Joe Lefebvre, L (9, PH)										1	0	0	0	0	1	1
Inning Stats	R: 1 E: 0 K: 3 S: 12 H: 3 LOB: 2 BB: 0 P: 12	R: 0 E: 0 K: 2 S: 7 H: 0 LOB: 0 BB: 0 P: 7	R: 0 E: 0 K: 1 S: 5 H: 0 LOB: 0 BB: 0 P: 5	R: 0 E: 0 K: 0 S: 3 H: 0 LOB: 0 BB: 0 P: 3	R: 0 E: 0 K: 0 S: 3 H: 0 LOB: 0 BB: 0 P: 3	R: 1 E: 1 K: 1 S: 7 H: 1 LOB: 1 BB: 0 P: 7	R: 0 E: 0 K: 1 S: 6 H: 1 LOB: 2 BB: 1 P: 10	R: 0 E: 0 K: 0 S: 4 H: 1 LOB: 1 BB: 0 P: 4	R: 0 E: 0 K: 2 S: 7 H: 0 LOB: 1 BB: 1 P: 11	1B: 4 2B: 2 3B: 0 HR: 0	SF: 0 SAC: 1 DP: 0 HBP: 0						

TOP

Philadelphia Phillies @ New York Mets

Shea Stadium, Flushing, NY

Sat Apr 19 1986, 3:33 AM EST

Att. 38,333 - Unknown

livebaseballscorecards.com

AB	33
R	2
H	6
RBI	2
BB	2
SO	10
LOB	13

WP: 0 PB: 0 SB: 3 CS: 0 PA: 36

PITCHER	IP	WLS	BF	H	R	ER	SO	BB	IBB	HBP	BLK	WP	HR	S	P	ERA	WHIP
Dwight Gooden, R (1, 1) ERA: 1.73	9.0	W	36	6	2	1	10	2	0	0	0	0	0	54	62	1.00	0.889

PITCHER	IP	WLS	BF	H	R	ER	SO	BB	IBB	HBP	BLK	WP	HR	S	P	ERA	WHIP

BOTTOM

Batter	1	2	3	4	5	6	7	8	9	AB	R	H	RBI	BB	SO	LOB
Kevin Mitchell, R (1, 8) (9, 7) OBP: 0.333, SLG: 0.500	F9			1-3		1-H 2B		1B 1B		4	1	2	1	0	0	0
Tim Teufel, R (1, 4) OBP: 0.192, SLG: 0.174	5-3			6-3		F8		F8		4	0	0	0	0	0	2
Keith Hernandez, L (1, 3) OBP: 0.412, SLG: 0.433	F8			4-3		F9		1B 1-2 1B		4	0	1	0	0	0	1
Gary Carter, R (1, 7) (9, 2) OBP: 0.412, SLG: 0.464		4-3	B B B B 1B 1-3 BB			6-3		BB 1-3 2-H 1B		3	1	1	1	1	0	1
Darryl Strawberry, L (1, 9) OBP: 0.394, SLG: 0.280		S S S K	F7				F2	B B B B 1-2 BB		3	0	0	0	1	1	1
Ray Knight, R (1, 5) OBP: 0.450, SLG: 0.789		4-3	FC5 1-3 1-3 1B				1B	L4		4	0	2	0	0	0	3
Barry Lyons, R (1, 2)			P4	1-3 1-2 3-H			S S S K			3	0	0	1	0	1	2
Lenny Dykstra, L (9, 8) OBP: 0.387, SLG: 0.296										0	0	0	0	0	0	0
Rafael Santana, R (1, 6) OBP: 0.194, SLG: 0.077			5-3	FC5 2-3			F8			3	0	0	0	0	0	2
Dwight Gooden, R (1, 1) OBP: 0.250, SLG: 0.250			F9			2B 1B		P6		3	1	1	0	0	0	0
Inning Stats	R: 0 H: 0 E: 0 LOB: 0 K: 0 BB: 0 S: 3 P: 3	R: 0 H: 0 E: 0 LOB: 0 K: 1 BB: 0 S: 5 P: 5	R: 0 H: 0 E: 0 LOB: 0 K: 0 BB: 0 S: 3 P: 3	R: 0 H: 0 E: 0 LOB: 0 K: 0 BB: 0 S: 3 P: 3	R: 1 H: 1 E: 0 LOB: 1 K: 0 BB: 1 S: 4 P: 8	R: 1 H: 2 E: 0 LOB: 1 K: 0 BB: 0 S: 5 P: 5	R: 0 H: 1 E: 0 LOB: 1 K: 1 BB: 0 S: 6 P: 6	R: 1 H: 3 E: 0 LOB: 3 K: 0 BB: 1 S: 6 P: 10		1B: 6 SF: 0 2B: 1 SAC: 0 3B: 0 DP: 0 HR: 0 HBP: 0						

PITCHER		IP	WLS	BF	H	R	ER	SO	BB	IBB	HBP	BLK	WP	HR	S	P	ERA	WHIP
Shane Rawley, L ERA: 2.1	(1, 1)	7.2	L	30	6	3	3	2	1	0	0	0	0	0	33	37	3.52	0.913
Steve Bedrosian, R ERA: 8.31	(8, 1)	0.1		3	1	0	0	0	1	0	0	0	0	0	2	6	0.00	6.000

PITCHER	IP	WLS	BF	H	R	ER	SO	BB	IBB	HBP	BLK	WP	HR	S	P	ERA	WHIP

Philadelphia Phillies @ New York Mets

Shea Stadium, Flushing, NY

Sat Apr 19 1986, 3:33 AM EST

Att. 38,333 - Unknown

livebaseballscorecards.com

AB	31
R	3
H	7
RBI	3
BB	2
SO	2
LOB	12

WP: 0 PA: 33
PB: 0
SB: 0
CS: 0

Batter	1	2	3	4	5	6	7	8	9	AB	R	H	RBI	BB	SO	LOB
Gary Redus, R (1, 7) OBP: 0.378, SLG: 0.475	CS 1B			K	K			F8		4	0	1	0	0	2	0
Luis Aguayo, R (1, 4) (5, 6)	F7 1-2			P4	F3			K		4	0	0	0	0	1	1
Rick Schu, R (1, 5)	5-3			F7		F7		K		4	0	0	0	0	1	0
Mike Schmidt, R (1, 3) OBP: 0.405, SLG: 0.514		F5			BB 1B		F8			3	0	1	0	0	0	0
Glenn Wilson, R (1, 9) OBP: 0.293, SLG: 0.212		6-3			F8		6-3			3	0	0	0	0	0	1
John Russell, R (1, 2) OBP: 0.429, SLG: 0.500		K			K			G4-6-3 BB BB		2	0	0	0	1	2	1
Garry Maddox, R (1, 8) OBP: 0.556, SLG: 0.429			F3		BB 1-2			G4-6-3 1-2 BB		1	0	0	0	2	0	0
Steve Jeltz, S (1, 6) OBP: 0.389, SLG: 0.333			P4		K			G4-6-3 1-2f 2-3		2	0	0	0	0	1	2
Dave Rucker, L (5, 1)										0	0	0	0	0	0	0
Larry Andersen, R (7, 1)										0	0	0	0	0	0	0
Greg Gross, L (8, PH)										1	0	0	0	0	0	2
Dave Stewart, R (8, 1)										0	0	0	0	0	0	0
Kevin Gross, R (1, 1) OBP: 0.200, SLG: 0.200			6-3			F3		K		1	0	0	0	0	0	0
Greg Legg, R (5, 4)										2	0	0	0	0	1	1
Inning Stats	R: 0 E: 0 K: 0 S: 3 H: 1 LOB: 0 BB: 0 P: 3	R: 0 E: 0 K: 1 S: 5 H: 0 LOB: 0 BB: 0 P: 5	R: 0 E: 0 K: 0 S: 3 H: 0 LOB: 0 BB: 0 P: 3	R: 0 E: 0 K: 1 S: 5 H: 0 LOB: 0 BB: 0 P: 5	R: 0 E: 0 K: 2 S: 8 H: 1 LOB: 2 BB: 1 P: 12	R: 0 E: 0 K: 1 S: 5 H: 0 LOB: 0 BB: 0 P: 5	R: 0 E: 0 K: 0 S: 3 H: 0 LOB: 0 BB: 0 P: 3	R: 0 E: 0 K: 1 S: 4 H: 0 LOB: 1 BB: 2 P: 12	R: 0 E: 0 K: 2 S: 7 H: 0 LOB: 0 BB: 0 P: 7	1B: 2 2B: 0 3B: 0 HR: 0 SF: 0 SAC: 0 DP: 1 HBP: 0						

PITCHER		IP	WLS	BF	H	R	ER	SO	BB	IBB	HBP	BLK	WP	HR	S	P	ERA	WHIP
Sid Fernandez, L ERA: 2.92	(1, 1)	8.0	W	27	2	0	0	6	3	0	0	0	0	0	36	48	0.00	0.625
Roger McDowell, R ERA: 3.38	(9, 1)	1.0		3	0	0	0	2	0	0	0	0	0	0	7	7	0.00	0.000

PITCHER	IP	WLS	BF	H	R	ER	SO	BB	IBB	HBP	BLK	WP	HR	S	P	ERA	WHIP

TOP

Philadelphia Phillies @ New York Mets

Shea Stadium, Flushing, NY

Sun Apr 20 1986, 3:33 AM EST

Att. 41,848 - Unknown

livebaseballscorecards.com

AB	27
R	0
H	2
RBI	0
BB	3
SO	8
LOB	8

1B:	2
2B:	0
3B:	0
HR:	0
SF:	0
SAC:	0
DP:	1
HBP:	0
WP:	0
PB:	0
SB:	0
CS:	1
PA:	30

Batter	1	2	3	4	5	6	7	8	9	AB	R	H	RBI	BB	SO	LOB
Lenny Dykstra, L (1, 8) OBP: 0.389, SLG: 0.313	0-0 1B SF7 1B	0-0 G3 S 1B		0-0 ①② G3-6-3 1-2f		0-0 E4 SH1-3 E 1-2 1B	0-0 ②③ G4-6-3 1-2f			5	2	2	0	0	0	4
Wally Backman, S (1, 4) OBP: 0.421, SLG: 0.529	0-0 CS 1-3 1B	0-0 ② G3 1-3		0-0 1B 3B		0-0 ① SH1-3 1-3 2-H		0-0 2B		4	1	3	0	0	0	1
Keith Hernandez, L (1, 3) OBP: 0.436, SLG: 0.424	B B B B	B B B		0-0 1B 3-H 1B		S S S 0-3 ② K		S S S 0-3 ① K		3	1	1	1	2	2	2
	4-0 ① 1B HR 1-2 BB	4-0 BB														
Darryl Strawberry, L (1, 9) OBP: 0.395, SLG: 0.310	0-0 ② SF7 3-H	0-0 ③ 4-3		0-0 1B 1-2 1B		0-0 2B 3-H 1B		S S S 0-3 ② K		4	1	2	2	0	1	3
Gary Carter, R (1, 2) OBP: 0.410, SLG: 0.485	0-0 HR 1-3 1B		0-0 ① F8	0-0 ③ L5		0-0 PB 1-H 2B		0-0 ③ 6-3		5	1	2	1	0	0	3
Danny Heep, L (1, 7) OBP: 0.400, SLG: 0.889	0-0 1-H 3-H HR		0-0 ② F7		0-0 ① 4-3	S S S 0-3 ③ K 2-3				4	1	1	3	0	1	1
Howard Johnson, S (1, 5) OBP: 0.375, SLG: 0.357	0-0 S 1B		B B B 4-0 BB		0-0 ② F2		S S S 0-3 ① K			3	0	1	0	1	1	0
Rafael Santana, R (1, 6) OBP: 0.200, SLG: 0.100	S S S 0-3 ③ K 1-2		0-0 ③ P4		0-0 ③ 5-3		0-0 1B 1B			4	0	1	0	0	1	2
Sid Fernandez, L (1, 1) OBP: 0.667, SLG: 0.600 Roger McDowell, R (9, 1)		0-0 ① 6-3		B B B 4-0 G3-6-3 BB		0-0 S E E 1B	0-0 1-2 G4-6-3 1B			3 0	1 0	2 0	0 0	1 0	0 0	0 0
Inning Stats	R: 4 E: 0 K: 1 S: 9 H: 5 LOB: 1 BB: 1 P: 13	R: 0 E: 0 K: 0 S: 4 H: 1 LOB: 2 BB: 1 P: 8	R: 0 E: 0 K: 0 S: 3 H: 0 LOB: 1 BB: 1 P: 7	R: 1 E: 0 K: 0 S: 5 H: 3 LOB: 2 BB: 1 P: 9	R: 0 E: 0 K: 0 S: 3 H: 0 LOB: 0 BB: 0 P: 3	R: 3 E: 1 K: 2 S: 11 H: 3 LOB: 1 BB: 0 P: 11	R: 0 E: 0 K: 1 S: 6 H: 2 LOB: 1 BB: 0 P: 6	R: 0 E: 0 K: 2 S: 8 H: 1 LOB: 1 BB: 0 P: 8		1B: 11 2B: 2 3B: 1 HR: 1	SF: 1 SAC: 1 DP: 2 HBP: 0					

PITCHER		IP	WLS	BF	H	R	ER	SO	BB	IBB	HBP	BLK	WP	HR	S	P	ERA	WHIP
Kevin Gross, R ERA: 7.04	(1, 1)	4.0	L	23	9	5	5	1	4	0	0	0	0	1	21	37	11.25	3.250
Dave Rucker, L ERA:	(5, 1)	2.0		10	3	3	0	2	0	0	0	0	0	0	14	14	0.00	1.500
Larry Andersen, R ERA: 1.5	(7, 1)	1.0		4	2	0	0	1	0	0	0	0	0	0	6	6	0.00	2.000
Dave Stewart, R ERA:	(8, 1)	1.0		4	1	0	0	2	0	0	0	0	0	0	8	8	0.00	1.000

PITCHER	IP	WLS	BF	H	R	ER	SO	BB	IBB	HBP	BLK	WP	HR	S	P	ERA	WHIP

BOTTOM

Philadelphia Phillies @ New York Mets

Shea Stadium, Flushing, NY

Sun Apr 20 1986, 3:33 AM EST
Att. 41,848 - Unknown

livebaseballscorecards.com

AB	35
R	8
H	15
RBI	7
BB	4
SO	6
LOB	16

WP: 0	PB: 1	SB: 3	CS: 1	PA: 41	

Batter	1	2	3	4	5	6	7	8	9	AB	R	H	RBI	BB	SO	LOB
R.J. Reynolds, S (1, 7) (9, 8) OBP: 0.413, SLG: 0.651	0-0 1B 2B		0-0 4-3 ①		0-0 2B		0-0 1-3 ②		0-0 4-3 ② 2-3	5	1	2	0	0	0	1
Joe Orsulak, L (1, 8) OBP: 0.341, SLG: 0.474	0-0 F9 ①		0-3 K ②		0-0 F5 ③		0-0 4-3 ③		0-0 S 1B ③ 3-H	5	0	1	1	0	1	2
Jim Winn, R (9, 1)										0	0	0	0	0	0	0
Johnny Ray, S (1, 4) OBP: 0.523, SLG: 0.675	0-0 2-H 1B		0-0 2B 1B			0-0 HR 1B		0-0 4-3 ①	0-3 K ③ 1-2	5	1	3	1	0	1	1
Sid Bream, L (1, 3) OBP: 0.324, SLG: 0.481	0-0 F7 ②		0-0 1-H 2B ③			0-3 K ①		0-0 F8 ②		4	0	1	0	0	1	2
Mike Brown, R (1, 9) OBP: 0.375, SLG: 0.586	0-3 K ③			0-0 5-3 ①		0-0 1-H HR		4-0 BB BB		3	1	1	2	1	1	1
Tony Peña, R (1, 2) OBP: 0.293, SLG: 0.243		0-3 K ①		0-0 L3 ②		0-0 2B		4-0 1-2 BB		3	0	1	0	1	1	0
Jim Morrison, R (1, 5) OBP: 0.265, SLG: 0.387	0-0 HR			0-0 1-3 ③		0-0 P6 ②		0-3 K ③		4	1	1	1	0	1	3
Cecilio Guante, R (8, 1)										0	0	0	0	0	0	0
Pat Clements, R (9, 1)										0	0	0	0	0	0	0
Steve Kemp, L (9, 7) OBP: 0.333, SLG: 0.500										0	0	0	0	0	0	0
Sam Khalifa, R (1, 6) OBP: 0.176, SLG: 0.067		0-3 K ②			0-3 K ①	0-0 6-3 ③			4-0 4-3 SH1-3 1B BB	3	0	0	0	0	2	1
Lee Mazzilli, S (9, PH) OBP: 0.545, SLG: 0.167										0	1	0	0	1	0	0
Rafael Belliard, R (9, 6) OBP: 0.400, SLG: 0.429										0	0	0	0	0	0	0
Larry McWilliams, L (1, 1)		0-0 L5 ③			0-0 4-3 ②		0-3 K ①		0-0 SH1-3 ① 1-2	3	0	0	0	0	1	0
Bill Almon, R (8, 5) OBP: 0.400, SLG: 0.625										0	0	0	0	0	0	0
Inning Stats	R: 1 H: 2 E: 0 LOB: 1 K: 1 BB: 0 S: 7 P: 7	R: 1 H: 1 E: 0 LOB: 0 K: 2 BB: 0 S: 8 P: 8	R: 0 H: 2 E: 0 LOB: 2 K: 1 BB: 0 S: 6 P: 6	R: 0 H: 0 E: 0 LOB: 0 K: 0 BB: 0 S: 3 P: 3	R: 0 H: 1 E: 0 LOB: 1 K: 1 BB: 0 S: 6 P: 6	R: 2 H: 3 E: 0 LOB: 1 K: 1 BB: 0 S: 8 P: 8	R: 0 H: 0 E: 0 LOB: 0 K: 1 BB: 0 S: 5 P: 5	R: 0 H: 0 E: 0 LOB: 2 K: 1 BB: 2 S: 5 P: 13	R: 1 H: 1 E: 0 LOB: 1 K: 1 BB: 1 S: 6 P: 10	1B: 4 SF: 0 2B: 4 SAC: 1 3B: 0 DP: 0 HR: 2 HBP: 0						

TOP

Pittsburgh Pirates @ New York Mets

Shea Stadium, Flushing, NY

Mon Apr 21 1986, 6:05 PM EST

Att. 10,282 - Unknown

livebaseballscorecards.com

AB	35
R	5
H	10
RBI	5
BB	3
SO	9
LOB	11

WP: 0 PA: 39
PB: 0
SB: 1
CS: 0

PITCHER		IP	WLS	BF	H	R	ER	SO	BB	IBB	HBP	BLK	WP	HR	S	P	ERA	WHIP
Rick Aguilera, R ERA: 6.0	(1, 1)	6.0		26	9	4	4	6	0	0	0	0	0	2	38	38	6.00	1.500
Randy Niemann, L ERA: 12.0	(7, 1)	1.0		3	0	0	0	1	0	0	0	0	0	0	5	5	0.00	0.000
Terry Leach, R ERA:	(8, 1)	1.0		5	0	0	0	1	2	0	0	0	0	0	5	13	0.00	2.000
Roger McDowell, R ERA: 4.26	(9, 1)	1.0	W	5	1	1	1	1	1	0	0	0	0	0	6	10	9.00	2.000

PITCHER	IP	WLS	BF	H	R	ER	SO	BB	IBB	HBP	BLK	WP	HR	S	P	ERA	WHIP

Batter	1	2	3	4	5	6	7	8	9	AB	R	H	RBI	BB	SO	LOB
Kevin Mitchell, R (1, 8) (9, 5) OBP: 0.300, SLG: 0.400	0-0 1B		0-0 ① F3		0-0 ① F8		0-0 ② FC1-4 2B 1-2f		0-0 ① SH3-4 1-2	4	0	1	0	0	0	1
Tim Teufel, R (1, 4) OBP: 0.258, SLG: 0.321	0-0 BB 1-3 1B		0-0 ② F3		0-0 ② 6-3		0-0 1-3 2B		0-0 1B 2-H 2B	5	1	3	1	0	0	0
Keith Hernandez, L (1, 3) OBP: 0.455, SLG: 0.400	0-0 ① L6		1-0 HR HBP		B B B 4-0 BB		0-0 ③ 4-3		B B B 4-0 1B BB	2	1	0	0	2	0	4
Gary Carter, R (1, 2) OBP: 0.432, SLG: 0.568	B B B 4-0 FC5-4 1-2 BB		0-0 1-H HR		S S S 0-3 ③ K			0-0 ① 4-3	0-0 1-2 2-H 1B	4	1	2	3	1	1	1
Darryl Strawberry, L (1, 9) OBP: 0.357, SLG: 0.273	S S S 0-3 ② K		0-0 ③ 4-3			S S S 0-3 ① K		S S S 0-3 ② K		4	0	0	0	0	3	3
George Foster, R (1, 7) OBP: 0.357, SLG: 0.320	0-0 ③ FC5-4 1-2f			0-0 FC6 1B		0-0 E4 G6-4-3		B B B 4-0 HR BB		3	1	1	0	1	0	3
Ray Knight, R (1, 5) OBP: 0.417, SLG: 0.826 Roger McDowell, R (9, 1)		0-0 ① 1-3		0-0 ① F9		0-0 ② ③ G6-4-3 1-2f		0-0 1-H HR		4	1	1	2	0	0	2
										0	0	0	0	0	0	0
Rafael Santana, R (1, 6) OBP: 0.179, SLG: 0.088		S S S 0-3 ② K		S S S 0-3 ② K			0-0 ① F7	0-0 ③ 6-3		4	0	0	0	0	2	1
Rick Aguilera, R (1, 1) Randy Niemann, L (7, 1) Wally Backman, S (7, PH) OBP: 0.450, SLG: 0.556 Terry Leach, R (8, 1) Lenny Dykstra, L (9, 8) OBP: 0.405, SLG: 0.333		S S S 0-3 ③ K2-3		0-0 ③ FC6 1-2f			0-0 FC1-4 1B		0-0 SH3-4 2B 1B	2	0	0	0	0	1	1
										0	0	0	0	0	0	0
										1	0	1	0	0	0	0
										0	0	0	0	0	0	0
										1	1	1	0	0	0	0
Inning Stats	R: 0 E: 0 K: 1 S: 7 H: 2 LOB: 3 BB: 1 P: 11	R: 0 E: 0 K: 2 S: 7 H: 0 LOB: 0 BB: 0 P: 7	R: 2 E: 0 K: 0 S: 4 H: 1 LOB: 0 BB: 0 P: 5	R: 0 E: 0 K: 1 S: 6 H: 1 LOB: 1 BB: 0 P: 6	R: 0 E: 0 K: 1 S: 5 H: 0 LOB: 1 BB: 1 P: 9	R: 0 E: 1 K: 1 S: 5 H: 0 LOB: 0 BB: 0 P: 5	R: 0 E: 0 K: 0 S: 5 H: 2 LOB: 2 BB: 0 P: 5	R: 2 E: 0 K: 1 S: 6 H: 1 LOB: 0 BB: 1 P: 10	R: 2 E: 0 K: 0 S: 4 H: 3 LOB: 2 BB: 1 P: 8	1B: 6 2B: 2 3B: 0 HR: 2	SF: 0 SAC: 1 DP: 1 HBP: 1						

BOTTOM

Pittsburgh Pirates @ New York Mets

Shea Stadium, Flushing, NY

Mon Apr 21 1986, 6:05 PM EST

Att. 10,282 - Unknown

livebaseballscorecards.com

AB	34
R	6
H	10
RBI	6
BB	4
SO	7
LOB	16

WP: 0 PB: 0 SB: 0 CS: 0 PA: 40

PITCHER		IP	WLS	BF	H	R	ER	SO	BB	IBB	HBP	BLK	WP	HR	S	P	ERA	WHIP
Larry McWilliams, L ERA: 3.46	(1, 1)	7.0		30	6	2	2	6	2	0	1	0	0	1	39	48	2.57	1.143
Cecilio Guante, R ERA: 1.8	(8, 1)	1.0		5	1	2	2	1	1	0	0	0	0	1	6	10	18.00	2.000
Pat Clements, L ERA: 6.75	(9, 1)	0.1	L	4	2	2	2	0	1	0	0	0	0	0	3	7	54.00	9.000
Jim Winn, R ERA: 1.5	(9, 1)	0.0		1	1	0	0	0	0	0	0	0	0	0	1	1	∞	∞

PITCHER	IP	WLS	BF	H	R	ER	SO	BB	IBB	HBP	BLK	WP	HR	S	P	ERA	WHIP

Batter	1	2	3	4	5	6	7	8	9	AB	R	H	RBI	BB	SO	LOB
R.J. Reynolds, S (1, 8) OBP: 0.400, SLG: 0.609	6-3			K			F7	BB 1-2		3	0	0	0	1	1	0
Sam Khalifa, R (1, 6) OBP: 0.190, SLG: 0.105	1-3			4-3			1B 1B 1B	K		4	1	1	0	0	1	2
Johnny Ray, S (1, 4) OBP: 0.511, SLG: 0.651	F9			F2			1B 1-2 1B		K	3	0	1	0	0	0	0
Rafael Belliard, R (7, 4) OBP: 0.375, SLG: 0.400										1	0	0	0	0	1	0
Mike Brown, R (1, 9) OBP: 0.361, SLG: 0.531		BB FC6-4			F8		F9		1-3	3	0	0	0	1	0	2
Mike Diaz, R (1, 7) OBP: 0.286, SLG: 0.286		F8			F9		1B 1-3 2-H		6-3	4	0	1	1	0	0	1
Tony Peña, R (1, 3) OBP: 0.273, SLG: 0.225		FC6-4 CS 1-2f			6-3		K			3	0	0	0	0	1	3
Jim Morrison, R (1, 5) OBP: 0.270, SLG: 0.382		CS 1-2	G6-4-3 1B			K		K		3	0	1	0	0	2	0
Junior Ortiz, R (1, 2)			G6-4-3 1-2f			5-3		5-3		3	0	0	0	0	0	1
Bob Kipper, R (1, 1)			F9			6-3		E4 BB		1	0	0	0	0	0	0
Ray Krawczyk, R (3, 1)										0	0	0	0	0	0	0
Bob Walk, R (4, 1)										1	0	0	0	0	0	0
Joe Orsulak, L (8, PH) OBP: 0.333, SLG: 0.462										1	0	0	0	0	0	0
Pat Clements, R (8, 1)										0	0	0	0	0	0	0
Inning Stats	R: 0 E: 0 K: 0 S: 3 H: 0 LOB: 0 BB: 0 P: 3	R: 0 E: 0 K: 0 S: 2 H: 0 LOB: 0 BB: 1 P: 6	R: 0 E: 0 K: 0 S: 3 H: 1 LOB: 0 BB: 0 P: 3	R: 0 E: 0 K: 1 S: 5 H: 0 LOB: 0 BB: 0 P: 5	R: 0 E: 0 K: 0 S: 3 H: 0 LOB: 0 BB: 0 P: 3	R: 0 E: 0 K: 1 S: 5 H: 0 LOB: 0 BB: 0 P: 5	R: 1 E: 0 K: 1 S: 8 H: 3 LOB: 2 BB: 0 P: 8	R: 0 E: 1 K: 2 S: 8 H: 0 LOB: 2 BB: 1 P: 12	R: 0 E: 0 K: 1 S: 5 H: 0 LOB: 0 BB: 0 P: 5	1B: 4 2B: 0 3B: 0 HR: 0	SF: 0 SAC: 0 DP: 1 HBP: 0						

TOP

Pittsburgh Pirates @ New York Mets

Shea Stadium, Flushing, NY

Tue Apr 22 1986, 6:05 PM EST

Att. 15,668 - Unknown

livebaseballscorecards.com

AB	30
R	1
H	4
RBI	1
BB	2
SO	6
LOB	9

PITCHER		IP	WLS	BF	H	R	ER	SO	BB	IBB	HBP	BLK	WP	HR	S	P	ERA	WHIP
Bob Ojeda, L ERA: 1.46	(1, 1)	7.0	W	24	4	1	1	3	1	0	0	0	0	0	29	33	1.29	0.714
Roger McDowell, R ERA: 3.24	(8, 1)	2.0		8	0	0	0	3	1	0	0	0	0	0	13	17	0.00	0.500

PITCHER	IP	WLS	BF	H	R	ER	SO	BB	IBB	HBP	BLK	WP	HR	S	P	ERA	WHIP

Batter	1	2	3	4	5	6	7	8	9	AB	R	H	RBI	BB	SO	LOB
Kevin Mitchell, R (1, 8) (8, 7) OBP: 0.400, SLG: 0.500	BBBB 4-3 S 1B BB	SSS 0-3 ② K	x 0-0 ③ 1-3 3-H 2B		x 0-0 PB 1B SF7 1B	x 0-0 ③ FC6-4 1-2f				4	2	2	1	1	1	4
Tim Teufel, R (1, 4) OBP: 0.306, SLG: 0.323	SSS 0-3 ① K	BBBB 4-0 2B BB	BBBB 4-0 BB		x 0-0 PB 1-2 1B		SSS 0-3 ① K			3	0	1	0	2	2	1
Keith Hernandez, L (1, 3) OBP: 0.429, SLG: 0.400	x 0-0 ② 4-3 1-3	x 0-0 1-3 2-H 3-H 2B	x 0-0 ② F7		SSS 0-3 ① K 1-2 2-3		x 0-0 ② 6-3			5	0	1	2	0	1	6
Gary Carter, R (1, 2) OBP: 0.429, SLG: 0.550	x 0-0 2B 3-H 1B	IIII 4-0 IBB	x 0-0 ③ F8		x 0-0 ② SF7 3-H		x 0-0 E5 BB			3	0	1	2	1	0	3
Darryl Strawberry, L (1, 9) OBP: 0.362, SLG: 0.297	x 0-0 1-3 2B	SSS 0-3 ③ K		SSS 0-3 ① K	SSS 0-3 ③ K		BBBB 4-0 1-2 BB			4	0	1	0	1	3	4
George Foster, R (1, 7) OBP: 0.333, SLG: 0.333	x 0-0 ③ F7		x 0-0 ① F9	x 0-0 WP SF8 2B		x 0-0 ① 5-3	x 0-0 ③ L4			5	1	1	0	0	0	4
Roger McDowell, R (8, 1)										0	0	0	0	0	0	0
Ray Knight, R (1, 5) OBP: 0.500, SLG: 0.958		BBBB 4-0 2B 2B BB	x 0-0 HR	BBBB 4-0 2-3 BB		BBBB 4-0 FC6-4 BB	x 0-0 ① F3			1	2	1	1	3	0	0
Howard Johnson, S (8, 5) OBP: 0.353, SLG: 0.333										1	0	0	0	0	0	0
Rafael Santana, R (1, 6) OBP: 0.205, SLG: 0.158		x 0-0 1-3 2B 2B	x 0-0 1B 2B 1B	x 0-0 ② SF8 3-H		x 0-0 ② FC6-4 1B 1-2f	x 0-0 ② F7			4	2	2	1	0	0	1
Bob Ojeda, L (1, 1) OBP: 0.400, SLG: 0.400		SSS 0-3 ① K	x 0-0 2B 1-3 1B	SSS 0-3 ③ K		x 0-0 FC6-4 1-3 1B	x 0-0 ③ 5-3			4	0	2	0	0	2	3
Lenny Dykstra, L (8, 8) OBP: 0.395, SLG: 0.324										1	0	0	0	0	0	0
Inning Stats	R: 1 H: 2 E: 0 LOB: 2 K: 1 BB: 1 S: 7 P: 11	R: 2 H: 2 E: 0 LOB: 3 K: 3 BB: 3 S: 11 P: 23	R: 2 H: 4 E: 0 LOB: 3 K: 0 BB: 1 S: 7 P: 11	R: 1 H: 1 E: 0 LOB: 1 K: 2 BB: 1 S: 8 P: 12	R: 1 H: 2 E: 0 LOB: 1 K: 2 BB: 0 S: 9 P: 9	R: 0 H: 1 E: 0 LOB: 2 K: 0 BB: 1 S: 4 P: 8	R: 0 H: 0 E: 1 LOB: 2 K: 1 BB: 1 S: 6 P: 10	R: 0 H: 0 E: 0 LOB: 0 K: 0 BB: 0 S: 3 P: 3		1B: 6 SF: 2 2B: 5 SAC: 0 3B: 0 DP: 0 HR: 1 HBP: 0						

BOTTOM

Pittsburgh Pirates @ New York Mets

Shea Stadium, Flushing, NY

Tue Apr 22 1986, 6:05 PM EST

Att. 15,668 - Unknown

livebaseballscorecards.com

AB	35
R	7
H	12
RBI	7
BB	8
SO	9
LOB	26

PITCHER		IP	WLS	BF	H	R	ER	SO	BB	IBB	HBP	BLK	WP	HR	S	P	ERA	WHIP
Bob Kipper, L ERA: 15.0	(1, 1)	2.1	L	19	8	5	5	4	3	1	0	0	0	1	23	39	19.29	4.714
Ray Krawczyk, R ERA: 9.0	(3, 1)	1.0		5	1	1	1	1	1	0	0	0	0	0	6	10	9.00	2.000
Bob Walk, R ERA: 1.93	(4, 1)	3.2		18	3	1	0	4	3	0	0	0	1	0	23	35	0.00	1.636
Pat Clements, L ERA: 5.4	(8, 1)	1.0		3	0	0	0	0	0	0	0	0	0	0	3	3	0.00	0.000

PITCHER	IP	WLS	BF	H	R	ER	SO	BB	IBB	HBP	BLK	WP	HR	S	P	ERA	WHIP

Batter	1	2	3	4	5	6	7	8	9	10	AB	R	H	RBI	BB	SO	LOB
Lenny Dykstra, L (1, 8) OBP: 0.372, SLG: 0.333	F5		F6			G3		4-3 1B 2B	F8		5	1	1	0	0	0	0
Wally Backman, S (1, 4) OBP: 0.480, SLG: 0.545	F8			CS 1B		1B		K		BB 1B S	4	1	2	0	1	1	1
Keith Hernandez, L (1, 3) OBP: 0.389, SLG: 0.356	F8			F7		F8		4-3 2-3		F5 1-2	5	0	0	0	0	0	4
Gary Carter, R (1, 2) OBP: 0.426, SLG: 0.533		F9		1B 1-2 1B		K		1B 3-H		F9	5	0	2	1	0	1	2
Darryl Strawberry, L (1, 9) OBP: 0.385, SLG: 0.390		HR		1B 1-2			F7	F7		1B IBB	4	1	2	1	1	0	1
George Foster, R (1, 7) OBP: 0.368, SLG: 0.400		G6-3 1B		F3			F7		4-3 HR 2B	1-2 2-H 1B	5	1	3	1	0	0	2
Ray Knight, R (1, 5) OBP: 0.455, SLG: 0.828		G6-3 1-2f			K		1B 1B		4-3 2-3	F4	5	0	1	0	0	1	4
Rafael Santana, R (1, 6) OBP: 0.196, SLG: 0.150			F3		F5		1-2 1B		HR 3-H		2	0	0	0	0	0	0
Howard Johnson, S (7, PH) (7, 6)											2	1	2	2	0	0	0
Ron Darling, R (1, 1)											2	0	0	0	0	1	0
Randy Niemann, L (6, 1)											0	0	0	0	0	0	0
Tim Corcoran, L (7, PH)											0	0	0	0	0	0	0
Kevin Mitchell, R (7, PH) OBP: 0.375, SLG: 0.467											1	0	0	0	0	1	2
Terry Leach, R (7, 1)											0	0	0	0	0	0	0
Jesse Orosco, R (8, 1)											0	0	0	0	0	0	0
Danny Heep, L (9, PH) OBP: 0.364, SLG: 0.800											1	0	0	0	0	0	0
Roger McDowell, R (9, 1)											0	0	0	0	0	0	0
Inning Stats	R: 0 E: 0 K: 0 S: 3 H: 0 LOB: 0 BB: 0 P: 3	R: 1 E: 0 K: 0 S: 4 H: 2 LOB: 0 BB: 0 P: 4	R: 0 E: 0 K: 1 S: 5 H: 0 LOB: 0 BB: 0 P: 5	R: 0 E: 0 K: 0 S: 5 H: 3 LOB: 2 BB: 0 P: 5	R: 0 E: 0 K: 1 S: 5 H: 0 LOB: 0 BB: 0 P: 5	R: 0 E: 0 K: 1 S: 6 H: 1 LOB: 1 BB: 0 P: 6	R: 0 E: 0 K: 1 S: 7 H: 2 LOB: 2 BB: 0 P: 7	R: 1 E: 0 K: 1 S: 7 H: 2 LOB: 1 BB: 0 P: 7	R: 2 E: 0 K: 0 S: 5 H: 2 LOB: 0 BB: 0 P: 5	R: 1 E: 0 K: 0 S: 4 H: 1 LOB: 2 BB: 2 P: 12	1B: 9 2B: 2 3B: 0 HR: 2	SF: 0 SAC: 0 DP: 1 HBP: 0						

TOP

New York Mets @ St. Louis Cardinals

Busch Stadium, St. Louis, MO

Thu Apr 24 1986, 6:05 PM CST

Att. 33,597 - Unknown

livebaseballscorecards.com

AB	41
R	5
H	13
RBI	5
BB	2
SO	5
LOB	16

WP: 0 PB: 0 SB: 1 CS: 1 PA: 43

PITCHER		IP	WLS	BF	H	R	ER	SO	BB	IBB	HBP	BLK	WP	HR	S	P	ERA	WHIP
Bob Forsch, R ERA: 2.61	(1, 1)	6.2		26	8	1	1	3	0	0	0	0	0	1	32	32	1.35	1.200
Ken Dayley, L ERA: 6.14	(7, 1)	1.0		4	1	1	1	2	0	0	0	0	0	0	8	8	9.00	1.000
Jeff Lahti, R ERA:	(8, 1)	0.0		1	1	0	0	0	0	0	0	0	0	0	1	1	∞	∞
Tim Conroy, L ERA: 2.7	(8, 1)	0.1		2	1	1	1	0	0	0	0	0	0	0	2	2	27.00	3.000
Todd Worrell, R ERA: 1.46	(9, 1)	2.0	L	10	2	2	2	0	1	1	0	0	0	1	8	16	9.00	1.500

New York Mets @ St. Louis Cardinals

Busch Stadium, St. Louis, MO

Thu Apr 24 1986, 6:05 PM CST

Att. 33,597 - Unknown

livebaseballscorecards.com

Batter	1	2	3	4	5	6	7	8	9	10	AB	R	H	RBI	BB	SO	LOB
Vince Coleman, S (1, 7) OBP: 0.317, SLG: 0.370	F7		F8			1B SH 1B	B1-3		BB		4	1	1	0	1	0	0
Willie McGee, S (1, 8) OBP: 0.267, SLG: 0.286	CS E 1B		5-3			BB SH 1B 1-2 1B	K		K		5	1	2	0	0	2	1
Tom Herr, S (1, 4) OBP: 0.278, SLG: 0.156	E6 1-2		F9			SH BB 1B 1-2 2-H		E 1B		E6 S	4	2	1	0	0	0	1
Jack Clark, R (1, 3) OBP: 0.379, SLG: 0.468	K 2-3			F8		1B FC6-2-5-1 1-2 2-3 BB		E7 1-H		L6	4	0	0	0	1	1	3
Andy Van Slyke, L (1, 9) OBP: 0.306, SLG: 0.250		G3		F9		FC6-2-5-1 1-3 2-H 3-H 1B		F6		K 1-2	5	0	1	2	0	1	2
Terry Pendleton, S (1, 5) OBP: 0.302, SLG: 0.239		1B FC5-2-5 1B		F6		FC6-2-5-1 1-2 3-H		G5-4-3 BB		1-3	4	0	1	0	1	0	3
Michael LaValliere, L (1, 2) OBP: 0.400, SLG: 0.333 Jerry White, S (6, PH) OBP: 0.333, SLG: 0.200 Mike Heath, R (7, 2) OBP: 0.222, SLG: 0.231		FC5-2-5 1-3 1B			K	F3		G5-4-3 1-2f			2 1 1	0 0 0	1 0 0	0 0 0	0 0 0	1 0 0	0 2 2
Ozzie Smith, S (1, 6) OBP: 0.408, SLG: 0.381		FC5-2-5 FC4-6 1-2 3-H			3-1	F8			4-3		4	0	0	0	0	0	4
Bob Forsch, R (1, 1) OBP: 0.250, SLG: 0.375 Ken Dayley, L (7, 1) OBP: 0.333, SLG: 0.333 Jeff Lahti, R (8, 1) Tim Conroy, L (8, 1) Todd Worrell, R (9, 1)		FC4-6 1-2f			K		K			1-3	2 1 0 0 1	0 0 0 0 0	0 0 0 0 0	0 0 0 0 0	0 0 0 0 0	1 1 0 0 0	2 0 0 0 0
Inning Stats	R: 0 H: 1 E: 1 LOB: 1 K: 1 BB: 0 S: 6 P: 6	R: 0 H: 2 E: 0 LOB: 2 K: 0 BB: 0 S: 5 P: 5	R: 0 H: 0 E: 0 LOB: 0 K: 0 BB: 0 S: 3 P: 3	R: 0 H: 0 E: 0 LOB: 0 K: 0 BB: 0 S: 3 P: 3	R: 0 H: 0 E: 0 LOB: 0 K: 2 BB: 0 S: 7 P: 7	R: 3 H: 3 E: 1 LOB: 2 K: 0 BB: 1 S: 7 P: 11	R: 0 H: 0 E: 0 LOB: 0 K: 2 BB: 0 S: 7 P: 7	R: 1 H: 1 E: 1 LOB: 1 K: 0 BB: 1 S: 4 P: 8	R: 0 H: 0 E: 0 LOB: 1 K: 1 BB: 1 S: 5 P: 9	R: 0 H: 0 E: 1 LOB: 1 K: 1 BB: 0 S: 6 P: 6	1B: 7 SF: 0 2B: 0 SAC: 1 3B: 0 DP: 1 HR: 0 HBP: 0						

BOTTOM		
AB	38	
R	4	
H	7	
RBI	2	
BB	3	
SO	7	
LOB	20	

WP: 0 PA: 42
PB: 0
SB: 1
CS: 1

PITCHER		IP	WLS	BF	H	R	ER	SO	BB	IBB	HBP	BLK	WP	HR	S	P	ERA	WHIP
Ron Darling, R ERA: 5.51	(1, 1)	5.0		23	6	3	2	3	1	0	0	0	0	0	28	32	3.60	1.400
Randy Niemann, L ERA: 9.0	(6, 1)	1.0		3	0	0	0	0	0	0	0	0	0	0	3	3	0.00	0.000
Terry Leach, R ERA:	(7, 1)	1.0		5	1	1	0	2	0	0	0	0	0	0	9	9	0.00	1.000
Jesse Orosco, L ERA:	(8, 1)	1.0		3	0	0	0	0	1	0	0	0	0	0	2	6	0.00	1.000
Roger McDowell, R ERA: 2.61	(9, 1)	2.0	W	8	0	0	0	2	1	0	0	0	0	0	11	15	0.00	0.500

PITCHER		IP	WLS	BF	H	R	ER	SO	BB	IBB	HBP	BLK	WP	HR	S	P	ERA	WHIP

New York Mets @ St. Louis Cardinals

Busch Stadium, St. Louis, MO

Fri Apr 25 1986, 6:05 PM CST

Att. 43,721 - Unknown

TOP

livebaseballscorecards.com

Batter	1	2	3	4	5	6	7	8	9	AB	R	H	RBI	BB	SO	LOB
Kevin Mitchell, R (1, 8) OBP: 0.400, SLG: 0.526	G4-6-3 1B		5-3		F9		2-H 2B	1-2 1B		4	0	2	1	0	0	1
Lenny Dykstra, L (7, 8) OBP: 0.386, SLG: 0.350										1	0	1	0	0	0	0
Tim Teufel, R (1, 4) OBP: 0.293, SLG: 0.333	K			4-3 FC1-5 2B		1-3	F6	F9 2-3		5	0	1	0	0	1	4
Keith Hernandez, L (1, 3) OBP: 0.373, SLG: 0.340	G4-6-3 1-2f			4-3 2-3		G3		BB 2B 1B F8		5	1	1	0	0	0	4
Gary Carter, R (1, 2) OBP: 0.441, SLG: 0.511		K		FC1-5 E 3-H		1B BB		2B SF8 1-2 BB	HR BB	2	2	0	0	3	1	1
Darryl Strawberry, L (1, 9) OBP: 0.386, SLG: 0.413		1-3		E3 1-2		1-2 1B		E 1-3 2-H 2B	F8	5	1	2	1	0	0	2
George Foster, R (1, 7) OBP: 0.349, SLG: 0.359		5-3		4-3		1-3		E E IBB	K	4	1	0	0	1	1	5
Ray Knight, R (1, 5) OBP: 0.447, SLG: 0.970			F9		HR		F7	SF8 3-H	HR 1-H	4	2	2	4	0	0	0
Rafael Santana, R (1, 6) OBP: 0.235, SLG: 0.200			SH1-4 1B		5-3		SH1-4 2B 1B	E1 1-H 2-H 1B 1B	4-3	5	2	3	0	0	0	0
Dwight Gooden, R (1, 1) OBP: 0.300, SLG: 0.300			SH1-4 1-2		4-3		SH1-4 1-2	F9 1B 3-H 1B		2	0	1	1	0	0	0
Inning Stats	R: 0 E: 0 K: 1 S: 5 H: 1 LOB: 0 BB: 0 P: 5	R: 0 E: 0 K: 1 S: 5 H: 0 LOB: 0 BB: 0 P: 5	R: 0 E: 0 K: 0 S: 4 H: 1 LOB: 1 BB: 0 P: 4	R: 0 E: 1 K: 0 S: 5 H: 1 LOB: 2 BB: 0 P: 5	R: 1 E: 0 K: 0 S: 4 H: 1 LOB: 0 BB: 0 P: 4	R: 0 E: 0 K: 0 S: 4 H: 1 LOB: 2 BB: 1 P: 8	R: 1 E: 0 K: 0 S: 5 H: 2 LOB: 1 BB: 0 P: 5	R: 5 E: 1 K: 0 S: 8 H: 5 LOB: 2 BB: 2 P: 16	R: 2 E: 0 K: 1 S: 6 H: 1 LOB: 0 BB: 1 P: 10	1B: 8 2B: 3 3B: 0 HR: 2 SF: 1 SAC: 2 DP: 1 HBP: 0						

	AB	37
	R	9
	H	13
	RBI	7
	BB	4
	SO	3
	LOB	17

WP: 0 PB: 0 SB: 0 CS: 0 PA: 44

PITCHER		IP	WLS	BF	H	R	ER	SO	BB	IBB	HBP	BLK	WP	HR	S	P	ERA	WHIP
Ricky Horton, L ERA: 3.32	(1, 1)	7.0	L	32	9	5	5	2	2	0	0	0	0	1	34	42	6.43	1.571
Pat Perry, L ERA: 6.75	(8, 1)	2.0		12	4	4	4	1	1	1	0	0	0	1	12	20	18.00	2.500

PITCHER	IP	WLS	BF	H	R	ER	SO	BB	IBB	HBP	BLK	WP	HR	S	P	ERA	WHIP

Batter	1	2	3	4	5	6	7	8	9	AB	R	H	RBI	BB	SO	LOB
Vince Coleman, S (1, 7) OBP: 0.297, SLG: 0.345	L6		FC4-6 PO 1-2f			F8			5-3	4	0	0	0	0	0	2
Willie McGee, S (1, 8) OBP: 0.250, SLG: 0.267	K		PO 1-2	6-3		FC6-4 1-2f			3-1	4	0	0	0	0	1	1
Tom Herr, S (1, 4) OBP: 0.259, SLG: 0.143	4-3			G3			G3		G3	4	0	0	0	0	0	0
Jack Clark, R (1, 3) OBP: 0.377, SLG: 0.460		1B 1B		6-3			F9			3	0	1	0	0	0	0
Andy Van Slyke, L (1, 9) OBP: 0.282, SLG: 0.229		K			F7		K			3	0	0	0	0	2	1
Terry Pendleton, S (1, 5) OBP: 0.304, SLG: 0.245		G3-6-3 1-3 1B			F8			K		3	0	1	0	0	1	0
Michael LaValliere, L (1, 2) OBP: 0.308, SLG: 0.250		G3-6-3 1-2f			K			F8		3	0	0	0	0	1	2
Ozzie Smith, S (1, 6) OBP: 0.423, SLG: 0.400			1-3			FC1-6 1B		FC4-6 1B		3	0	2	0	0	0	0
Ricky Horton, L (1, 1) OBP: 0.200, SLG: 0.200			FC4-6 1B			FC1-6 FC6-4 1-2f		FC4-6 1-2f		2	0	1	0	0	0	1
Pat Perry, L (8, 1)										0	0	0	0	0	0	0
Clint Hurdle, L (8, 9) OBP: 0.750, SLG: 1.250										1	0	0	0	0	0	1
Inning Stats	R: 0 E: 0 K: 1 S: 5 H: 0 LOB: 0 BB: 0 P: 5	R: 0 E: 0 K: 1 S: 6 H: 2 LOB: 1 BB: 0 P: 6	R: 0 E: 0 K: 0 S: 3 H: 1 LOB: 0 BB: 0 P: 3	R: 0 E: 0 K: 0 S: 3 H: 0 LOB: 0 BB: 0 P: 3	R: 0 E: 0 K: 1 S: 5 H: 0 LOB: 0 BB: 0 P: 5	R: 0 E: 0 K: 0 S: 4 H: 1 LOB: 1 BB: 0 P: 4	R: 0 E: 0 K: 1 S: 5 H: 0 LOB: 0 BB: 0 P: 5	R: 0 E: 0 K: 1 S: 6 H: 1 LOB: 1 BB: 0 P: 6	R: 0 E: 0 K: 0 S: 3 H: 0 LOB: 0 BB: 0 P: 3	1B: 5 2B: 0 3B: 0 HR: 0	SF: 0 SAC: 0 DP: 1 HBP: 0						

PITCHER	IP	WLS	BF	H	R	ER	SO	BB	IBB	HBP	BLK	WP	HR	S	P	ERA	WHIP
Dwight Gooden, R (1, 1) ERA: 1.29	9.0	W	30	5	0	0	5	0	0	0	0	0	0	40	40	0.00	0.556

PITCHER	IP	WLS	BF	H	R	ER	SO	BB	IBB	HBP	BLK	WP	HR	S	P	ERA	WHIP

New York Mets @ St. Louis Cardinals

Busch Stadium, St. Louis, MO

Fri Apr 25 1986, 6:05 PM CST

Att. 43,721 - Unknown

BOTTOM

livebaseballscorecards.com

AB	30
R	0
H	5
RBI	0
BB	0
SO	5
LOB	8

PA: 31

WP: 0 PB: 0 SB: 0 CS: 0

Batter	1	2	3	4	5	6	7	8	9	AB	R	H	RBI	BB	SO	LOB
Lenny Dykstra, L (1, 8) OBP: 0.396, SLG: 0.419	HR	4-3			F8			BB		3	1	1	1	1	0	1
Wally Backman, S (1, 4) OBP: 0.414, SLG: 0.462	L5	4-3			F7			K		4	0	0	0	0	1	2
Keith Hernandez, L (1, 3) OBP: 0.397, SLG: 0.358	1B 2B 1B		G3-6 1B			F8		BB		3	1	2	0	1	0	0
Darryl Strawberry, L (1, 9) OBP: 0.377, SLG: 0.400	2B 1B 1-2 1B		G3-6 1-2f			F7		F7		4	1	1	0	0	0	3
Gary Carter, R (1, 2) OBP: 0.429, SLG: 0.510	1B 1-3 2-H 2B		5-3			5-3			4-3	4	1	1	1	0	0	0
Danny Heep, L (1, 7) OBP: 0.400, SLG: 0.714	G6-4-3 2-H 3-H 1B			F8			3-1		1B	4	0	2	2	0	0	0
Ray Knight, R (1, 5) OBP: 0.405, SLG: 0.865	G6-4-3 1-2f			K			1-3		F4	4	0	0	0	0	1	2
Howard Johnson, S (1, 6) OBP: 0.409, SLG: 0.550		4-3 SH2-4 1B		F2			F6		5-3	3	0	1	0	0	0	0
Rafael Santana, R (8, 6) OBP: 0.231, SLG: 0.196										1	0	0	0	0	0	1
Sid Fernandez, L (1, 1) OBP: 0.500, SLG: 0.429										2	0	0	0	0	2	0
Roger McDowell, R (9, 1)		SH2-4 1-2			K			K		0	0	0	0	0	0	0
Jesse Orosco, R (9, 1)										0	0	0	0	0	0	0
Inning Stats	R: 4 E: 0 K: 0 S: 7 H: 5 LOB: 0 BB: 0 P: 7	R: 0 E: 0 K: 0 S: 4 H: 1 LOB: 1 BB: 0 P: 4	R: 0 E: 0 K: 0 S: 3 H: 1 LOB: 0 BB: 0 P: 3	R: 0 E: 0 K: 1 S: 5 H: 0 LOB: 0 BB: 0 P: 5	R: 0 E: 0 K: 1 S: 5 H: 0 LOB: 0 BB: 0 P: 5	R: 0 E: 0 K: 0 S: 3 H: 0 LOB: 0 BB: 0 P: 3	R: 0 E: 0 K: 0 S: 3 H: 0 LOB: 0 BB: 0 P: 3	R: 0 E: 0 K: 2 S: 7 H: 0 LOB: 2 BB: 2 P: 15	R: 0 E: 0 K: 0 S: 4 H: 1 LOB: 1 BB: 0 P: 4	1B: 6 2B: 1 3B: 0 HR: 1	SF: 0 SAC: 1 DP: 2 HBP: 0					

PITCHER		IP	WLS	BF	H	R	ER	SO	BB	IBB	HBP	BLK	WP	HR	S	P	ERA	WHIP
Danny Cox, R ERA: 12.0	(1, 1)	3.0	L	14	7	4	4	0	0	0	0	0	0	1	14	14	12.00	2.333
Tim Conroy, L ERA: 1.08	(4, 1)	5.0		17	0	0	0	4	2	0	0	0	0	0	23	31	0.00	0.400
Ken Dayley, L ERA: 5.4	(9, 1)	1.0		4	1	0	0	0	0	0	0	0	0	0	4	4	0.00	1.000

PITCHER	IP	WLS	BF	H	R	ER	SO	BB	IBB	HBP	BLK	WP	HR	S	P	ERA	WHIP

TOP

New York Mets @ St. Louis Cardinals

Busch Stadium, St. Louis, MO

Sat Apr 26 1986, 6:05 PM CST

Att. 44,769 - Unknown

livebaseballscorecards.com

AB	32
R	4
H	8
RBI	4
BB	2
SO	4
LOB	9

WP: 0 PA: 35
PB: 0
SB: 1
CS: 0

Batter	1	2	3	4	5	6	7	8	9	AB	R	H	RBI	BB	SO	LOB
Vince Coleman, S (1, 7) OBP: 0.294, SLG: 0.328	BBBB 4-0 1B S FC5-4 BB		SSS 0-3 K ②			SSS 0-3 K ①		SSS 0-3 K ③		3	1	0	0	1	3	1
Willie McGee, S (1, 8) OBP: 0.250, SLG: 0.266	x 0-0 1-3 ① 1-2		SSS 0-3 K ③			SSS 0-3 K ②			x 0-0 2B 1B	4	1	1	0	0	2	1
Tom Herr, S (1, 4) OBP: 0.274, SLG: 0.189	x 0-0 FC5-4 2-3 1B			x 0-0 F8 ①		x 0-0 F5 ③			x 0-0 1-H 1B 2B	4	1	2	1	0	0	0
Jack Clark, R (1, 3) OBP: 0.369, SLG: 0.444 José Oquendo, S (9, PR) OBP: 0.800, SLG: 0.750	x 0-0 FC5-4 ② 1-2f 3-H			SSS 0-3 K ②			SSS 0-3 K ①		x 0-0 FC1-5 1B 2-H 1B	4 0	0 0	1 0	2 0	0 0	2 0	1 0
Tito Landrum, R (1, 9) OBP: 0.269, SLG: 0.333	x 0-0 F8 ③			x 0-0 F6 ③			x 0-0 F9 ②		x 0-0 FC1-5 1-2 1B	4	0	1	0	0	0	1
Mike Heath, R (1, 2) OBP: 0.204, SLG: 0.209		SSS 0-3 K ①			x 0-0 F4 ①		x 0-0 F4 ③		x 0-0 FC1-5 ① G4-6-3 1-2 2-3f	4	0	0	0	0	1	2
Terry Pendleton, S (1, 5) OBP: 0.283, SLG: 0.226		x 0-0 F8 ②			x 0-0 F9 ②			x 0-0 F9 ①	x 0-0 G4-6-3 ② ③ 1-2f	4	0	0	0	0	0	2
Ozzie Smith, S (1, 6) OBP: 0.418, SLG: 0.383		SSS 0-3 K ③			BBBB 4-0 S BB			x 0-0 E6 FC5-4		2	0	0	0	1	1	0
Danny Cox, R (1, 1)			SSS 0-3 K ①		x 0-0 4-3 ③ 1-2			x 0-0 FC5-4 ② 1-2f		0	0	0	0	0	0	0
Tom Lawless, R (3, PH)										1	0	0	0	0	1	0
Tim Conroy, L (4, 1)										1	0	0	0	0	0	1
Jerry White, S (8, PH) OBP: 0.286, SLG: 0.167										1	0	0	0	0	0	1
Ken Dayley, L (9, 1) OBP: 0.333, SLG: 0.333										0	0	0	0	0	0	0
Inning Stats	R: 1 H: 1 E: 0 LOB: 1 K: 0 BB: 1 S: 4 P: 8	R: 0 H: 0 E: 0 LOB: 0 K: 2 BB: 0 S: 7 P: 7	R: 0 H: 0 E: 0 LOB: 0 K: 3 BB: 0 S: 9 P: 9	R: 0 H: 0 E: 0 LOB: 0 K: 1 BB: 0 S: 5 P: 5	R: 0 H: 0 E: 0 LOB: 1 K: 0 BB: 1 S: 3 P: 7	R: 0 H: 0 E: 0 LOB: 0 K: 2 BB: 0 S: 7 P: 7	R: 0 H: 0 E: 0 LOB: 0 K: 1 BB: 0 S: 5 P: 5	R: 0 H: 0 E: 1 LOB: 1 K: 1 BB: 0 S: 6 P: 6	R: 2 H: 4 E: 0 LOB: 2 K: 0 BB: 0 S: 6 P: 6	1B: 4 SF: 0 2B: 1 SAC: 0 3B: 0 DP: 1 HR: 0 HBP: 0						WP: 0 PA: 34 PB: 0 SB: 2 CS: 0	

PITCHER		IP	WLS	BF	H	R	ER	SO	BB	IBB	HBP	BLK	WP	HR	S	P	ERA	WHIP
Sid Fernandez, L ERA: 2.66	(1, 1)	8.0	W	29	2	2	2	10	2	0	0	0	0	0	47	55	2.25	0.500
Roger McDowell, R ERA: 3.38	(9, 1)	0.1		4	3	1	1	0	0	0	0	0	0	0	4	4	27.00	9.000
Jesse Orosco, L ERA:	(9, 1)	0.2	S	1	0	0	0	0	0	0	0	0	0	0	1	1	0.00	0.000

PITCHER	IP	WLS	BF	H	R	ER	SO	BB	IBB	HBP	BLK	WP	HR	S	P	ERA	WHIP

BOTTOM

New York Mets @ St. Louis Cardinals

Busch Stadium, St. Louis, MO

Sat Apr 26 1986, 6:05 PM CST
Att. 44,769 - Unknown

livebaseballscorecards.com

AB	32
R	3
H	5
RBI	3
BB	2
SO	10
LOB	10

New York Mets @ St. Louis Cardinals

Busch Stadium, St. Louis, MO

Sun Apr 27 1986, 3:33 AM CDT

Att. 39,193 - Unknown

TOP

livebaseballscorecards.com

Batter	1	2	3	4	5	6	7	8	9	AB	R	H	RBI	BB	SO	LOB
Kevin Mitchell, R (1, 6) OBP: 0.417, SLG: 0.652	4-3			HR	1B			F9	F3	4	2	2	1	0	0	0
Rafael Santana, R (8, 6) OBP: 0.226, SLG: 0.191										1	0	0	0	0	0	3
Tim Teufel, R (1, 4) OBP: 0.311, SLG: 0.410	1-3			5-3	1-H HR			HBP		3	1	1	2	0	0	0
Keith Hernandez, L (1, 3) OBP: 0.388, SLG: 0.351	6-3			E G3 1B	F8			F5		4	1	1	0	0	0	1
Gary Carter, R (1, 2) OBP: 0.403, SLG: 0.473		F9		E6 G3 1-3 1B		6-3		5-3		4	1	0	0	0	0	2
Darryl Strawberry, L (1, 9) OBP: 0.369, SLG: 0.407		S S S K		G3 2-3 3-H		F8			1B FC4-2 2B	4	0	1	1	0	1	1
George Foster, R (1, 7) OBP: 0.362, SLG: 0.372		3-1		3-H 1B		F8			FC4-2 5-3 2-3 1B	4	0	2	1	0	0	0
Ray Knight, R (1, 5) OBP: 0.370, SLG: 0.780			4-3	F8			F9		5-3 1-2	4	0	0	0	0	0	3
Lenny Dykstra, L (1, 8) OBP: 0.385, SLG: 0.391			S S S K		F8		F7		FC4-2 IBB	3	0	0	0	1	1	0
Bob Ojeda, L (1, 1) OBP: 0.222, SLG: 0.222			3-1		S S S K		6-3		FC4-2 1-2 2-3 3-Hf	4	0	0	0	0	1	3
Inning Stats	R: 0 E: 0 K: 0 S: 3 H: 0 LOB: 0 BB: 0 P: 3	R: 0 E: 0 K: 1 S: 5 H: 0 LOB: 0 BB: 0 P: 5	R: 0 E: 0 K: 1 S: 5 H: 0 LOB: 0 BB: 0 P: 5	R: 3 E: 1 K: 0 S: 7 H: 3 LOB: 1 BB: 0 P: 7	R: 2 E: 0 K: 1 S: 7 H: 2 LOB: 0 BB: 0 P: 7	R: 0 E: 0 K: 0 S: 3 H: 0 LOB: 0 BB: 0 P: 3	R: 0 E: 0 K: 0 S: 3 H: 0 LOB: 0 BB: 0 P: 3	R: 0 E: 0 K: 0 S: 3 H: 0 LOB: 1 BB: 0 P: 4	R: 0 E: 0 K: 0 S: 5 H: 2 LOB: 3 BB: 1 P: 9	1B: 4 2B: 1 3B: 0 HR: 2	SF: 0 SAC: 0 DP: 0 HBP: 1						

	AB	35
	R	5
	H	7
	RBI	5
	BB	1
	SO	3
	LOB	13

	WP: 0	PA: 37
	PB: 0	
	SB: 0	
	CS: 0	

PITCHER		IP	WLS	BF	H	R	ER	SO	BB	IBB	HBP	BLK	WP	HR	S	P	ERA	WHIP
John Tudor, L ERA: 2.08	(1, 1)	7.0	L	27	5	5	3	3	0	0	0	0	0	2	33	33	3.86	0.714
Todd Worrell, R ERA: 1.26	(8, 1)	2.0		10	2	0	0	0	0	1	1	0	0	0	8	13	0.00	1.000

PITCHER		IP	WLS	BF	H	R	ER	SO	BB	IBB	HBP	BLK	WP	HR	S	P	ERA	WHIP

Batter	1	2	3	4	5	6	7	8	9	AB	R	H	RBI	BB	SO	LOB
Vince Coleman, S (1, 7) OBP: 0.306, SLG: 0.338	0-0 1B E 1B		0-0 6-3 S 1B		0-0 ① F5		S S S 0-3 ② K			4	1	2	0	0	1	0
Ozzie Smith, S (1, 6) OBP: 0.407, SLG: 0.373	0-0 F8 E 1-3 1B		0-0 ① 6-3 1-2		0-0 ② F4		0-0 ③ F6			4	0	1	0	0	0	1
Tom Herr, S (1, 4) OBP: 0.273, SLG: 0.211	0-0 E4 1-2 3-H		0-0 ② 6-3 2-3		0-0 2B			0-0 ① F7		4	0	1	1	0	0	2
Jack Clark, R (1, 3) OBP: 0.362, SLG: 0.483	0-0 ① F8 2-3		0-0 ③ F9		0-0 ③ 6-3			0-0 HR		4	1	1	1	0	0	4
Willie McGee, S (1, 8) OBP: 0.264, SLG: 0.324	S S S 0-3 ② K			0-0 HR		0-0 ① 5-3		0-0 G6-4-3 1B		4	1	2	1	0	1	2
Tito Landrum, R (1, 9) OBP: 0.233, SLG: 0.286	0-0 ③ 4-3			0-0 ① F8		0-0 ② 5-3		0-0 ②③ G6-4-3 1-2f		4	0	0	0	0	0	3
Terry Pendleton, S (1, 5) OBP: 0.297, SLG: 0.246		0-0 ① F3		0-0 S 1B		0-0 S 1B			0-0 ① F7	4	0	2	0	0	0	0
Mike Heath, R (1, 2) OBP: 0.189, SLG: 0.191		0-0 ② 6-3		0-0 ② 1-3 1-2		0-0 ③ 4-3 1-2			0-0 ② F9	4	0	0	0	0	0	2
John Tudor, L (1, 1) OBP: 0.133, SLG: 0.133 Jerry White, S (7, PH) OBP: 0.250, SLG: 0.143 Todd Worrell, R (8, 1) Clint Hurdle, L (9, PH) OBP: 0.600, SLG: 1.000		0-0 ③ 6-3		0-0 ③ F9			0-0 ① F6		0-0 ③ F9	2 1 0 1	0 0 0 0	0 0 0 0	0 0 0 0	0 0 0 0	0 0 0 0	1 0 0 0
Inning Stats	R: 1 H: 2 E: 1 LOB: 2 K: 1 BB: 0 S: 8 P: 8	R: 0 H: 0 E: 0 LOB: 0 K: 0 BB: 0 S: 3 P: 3	R: 0 H: 1 E: 0 LOB: 1 K: 0 BB: 0 S: 4 P: 4	R: 1 H: 2 E: 0 LOB: 1 K: 0 BB: 0 S: 5 P: 5	R: 0 H: 1 E: 0 LOB: 1 K: 0 BB: 0 S: 4 P: 4	R: 0 H: 1 E: 0 LOB: 1 K: 0 BB: 0 S: 4 P: 4	R: 0 H: 0 E: 0 LOB: 0 K: 1 BB: 0 S: 5 P: 5	R: 1 H: 2 E: 0 LOB: 0 K: 0 BB: 0 S: 4 P: 4	R: 0 H: 0 E: 0 LOB: 0 K: 0 BB: 0 S: 3 P: 3	1B: 6 2B: 1 3B: 0 HR: 2	SF: 0 SAC: 0 DP: 1 HBP: 0						

PITCHER	IP	WLS	BF	H	R	ER	SO	BB	IBB	HBP	BLK	WP	HR	S	P	ERA	WHIP
Bob Ojeda, L (1, 1) ERA: 2.11	9.0	W	36	9	3	3	2	0	0	0	0	0	2	40	40	3.00	1.000

PITCHER	IP	WLS	BF	H	R	ER	SO	BB	IBB	HBP	BLK	WP	HR	S	P	ERA	WHIP

BOTTOM

New York Mets @ St. Louis Cardinals

Busch Stadium, St. Louis, MO

Sun Apr 27 1986, 3:33 AM CDT
Att. 39,193 - Unknown

livebaseballscorecards.com

AB	36
R	3
H	9
RBI	3
BB	0
SO	2
LOB	15

1B: 6	SF: 0	WP: 0
2B: 1	SAC: 0	PB: 0
3B: 0	DP: 1	SB: 3
HR: 2	HBP: 0	CS: 0

PA: 36

New York Mets @ Atlanta Braves

Atlanta-Fulton County Stadium, Atlanta, GA

Tue Apr 29 1986, 7:05 PM EDT

Att. 12,258 - Unknown

TOP

Batter	1	2	3	4	5	6	7	8	9	AB	R	H	RBI	BB	SO	LOB
Lenny Dykstra, L (1, 8) OBP: 0.397, SLG: 0.380	S S S 0-3 ① K	B B B B 4-0 1B 1-2 2-3 BB		x 0-0 ③ F6		x 0-0 ② G3	x 0-0 S 2-H 1B		B B B B 4-0 BB	4	0	1	1	2	1	2
Wally Backman, S (1, 4) OBP: 0.457, SLG: 0.500	x 0-0 1B 1-3 1B	x 0-0 ③ 1-2 2-H 3-H 1B			x 0-0 2B 1B	x 0-0 BB HR 1B	x 0-0 ③ 6-3 1-2		x 0-0 ③ 4-3	6	3	4	1	0	0	2
Keith Hernandez, L (1, 3) OBP: 0.417, SLG: 0.410	x 0-0 1-3 1-3 1B		x 0-0 ① F8		x 0-0 4-3 1-H SF9 2B	B B B B 4-0 1-2 HR BB		x 0-0 BLK E 2B		4	3	3	1	1	0	0
Darryl Strawberry, L (1, 9) OBP: 0.357, SLG: 0.441	x 0-0 ② 1-3 1-2 3-H	x 0-0 ② G3			x 0-0 ① 4-3 2-3	x 0-0 1-H 2-H HR		x 0-0 ① 1-3		5	1	1	4	0	0	3
Gary Carter, R (1, 2) OBP: 0.375, SLG: 0.441	x 0-0 ③ 5-3	x 0-0 ③ F8			x 0-0 ② SF9 3-H	x 0-0 ③ F6		S S S 0-3 ② K		4	0	0	1	0	1	2
George Foster, R (1, 7) OBP: 0.365, SLG: 0.362		B B B B 4-0 BB BB 1B BB		S S S 0-3 ① K	x 0-0 1B 1B		x 0-0 ① F8	x 0-0 E5 FC5-4 2-H		4	1	1	0	1	1	0
Ray Knight, R (1, 5) OBP: 0.392, SLG: 0.778		x 0-0 ① F8		B B B B 4-0 1B BB	x 0-0 ③ 1-3 1B		x 0-0 2B 2B	x 0-0 ③ FC5-4 1-2f		4	1	2	0	1	0	2
Howard Johnson, S (1, 6) OBP: 0.407, SLG: 0.560		x 0-0 ② F9		x 0-0 1-2 1B	S S S 0-3 ③ K		x 0-0 2-H 1B 2B		S S S 0-3 ① K	5	1	2	1	0	2	3
Ron Darling, R (1, 1) Bruce Berenyi, R (4, 1) Tim Corcoran, L (6, PH) Terry Leach, R (6, 1) Danny Heep, L (7, PH) OBP: 0.375, SLG: 0.667 Roger McDowell, R (7, 1)		B B B B 4-0 BB 1-2 1B BB		S S S 0-3 ② K		x 0-0 ① 4-3	S S S 0-3 ② K		x 0-0 ② 5-3	1 0 1 0 1 1	0 0 0 0 0 0	0 0 0 0 0 0	0 0 0 0 0 0	1 0 0 0 0 1	1 0 0 0 0 1	2 0 0 0 0 1
Inning Stats	R: 1 E: 0 K: 1 S: 7 H: 2 LOB: 1 BB: 0 P: 7	R: 1 E: 0 K: 0 S: 3 H: 1 LOB: 2 BB: 3 P: 15	R: 0 E: 0 K: 0 S: 3 H: 0 LOB: 0 BB: 0 P: 3	R: 0 E: 0 K: 2 S: 8 H: 1 LOB: 2 BB: 1 P: 12	R: 2 E: 0 K: 1 S: 9 H: 4 LOB: 2 BB: 0 P: 9	R: 3 E: 0 K: 0 S: 5 H: 2 LOB: 0 BB: 1 P: 9	R: 2 E: 0 K: 1 S: 8 H: 3 LOB: 1 BB: 0 P: 8	R: 1 E: 1 K: 1 S: 7 H: 1 LOB: 1 BB: 0 P: 7	R: 0 E: 0 K: 1 S: 5 H: 0 LOB: 1 BB: 1 P: 9	1B: 9 2B: 4 3B: 0 HR: 1 SF: 1 SAC: 0 DP: 0 HBP: 0						

AB	40
R	10
H	14
RBI	9
BB	6
SO	7
LOB	17

WP: 0 PA: 47
PB: 0
SB: 1
CS: 0

livebaseballscorecards.com

PITCHER		IP	WLS	BF	H	R	ER	SO	BB	IBB	HBP	BLK	WP	HR	S	P	ERA	WHIP
Rick Mahler, R ERA: 5.34	(1, 1)	4.2		25	8	4	4	3	4	0	0	0	0	0	27	43	7.71	2.571
Craig McMurtry, R ERA: 5.4	(5, 1)	1.1	L	7	2	3	3	1	1	0	0	0	0	1	8	12	20.25	2.250
Duane Ward, R ERA: 5.19	(7, 1)	1.0		6	3	2	2	1	0	0	0	0	0	0	8	8	18.00	3.000
Paul Assenmacher, L ERA: 2.45	(8, 1)	1.0		5	1	1	0	1	0	0	0	1	0	0	7	7	0.00	1.000
Gene Garber, R ERA: 4.5	(9, 1)	1.0		4	0	0	0	1	1	0	0	0	0	0	5	9	0.00	1.000

PITCHER	IP	WLS	BF	H	R	ER	SO	BB	IBB	HBP	BLK	WP	HR	S	P	ERA	WHIP

New York Mets @ Atlanta Braves

Atlanta-Fulton County Stadium, Atlanta, GA

Tue Apr 29 1986, 7:05 PM EDT

Att. 12,258 - Unknown

BOTTOM

Batter	1	2	3	4	5	6	7	8	9	AB	R	H	RBI	BB	SO	LOB
Claudell Washington, L (1, 9) OBP: 0.305, SLG: 0.434	BBBB 4-0 WP S 4-3 BB		x 0-0 HR	BBBB 4-0 1B 2-3 BB		BBBB 4-0 1-2 BB			SSS 0-3 ② K	2	2	1	1	3	1	0
Rafael Ramirez, R (1, 6) OBP: 0.312, SLG: 0.427	x 0-0 ① 4-3 1-H		x 0-0 WP 6-3 2B	x 0-0 1-3 3-H 1B		x 0-0 ③ F9			x 0-0 ③ F9	5	1	2	2	0	0	2
Dale Murphy, R (1, 8) OBP: 0.432, SLG: 0.635 Omar Moreno, L (3, 8) OBP: 0.276, SLG: 0.462	x 0-0 ② F7		SSS 0-3 K 9-5 6-3 2-3	SSS 0-3 ③ K2-3			x 0-0 ① 4-3			1	0	0	0	0	0	0
										3	0	0	0	0	2	3
Bob Horner, R (1, 3) OBP: 0.278, SLG: 0.306	x 0-0 ③ F7		x 0-0 ① 6-3 1-2 3-H		x 0-0 ① F9		SSS 0-3 ② K			4	0	0	1	0	1	1
Terry Harper, R (1, 7) OBP: 0.288, SLG: 0.228 Paul Assenmacher, L (8, 1) Gene Garber, R (9, 1)		x 0-0 ① F9	x 0-0 ②③ 9-5 2-3f		x 0-0 E6 CS		x 0-0 ③ G3			4	0	0	0	0	0	1
										0	0	0	0	0	0	0
										0	0	0	0	0	0	0
Ken Oberkfell, L (1, 5) OBP: 0.397, SLG: 0.397		x 0-0 ② 6-3		BBBB 4-0 2B BB	SSS 0-3 ②③ K 2-3			x 0-0 ① 4-3		3	1	0	0	1	1	1
Ozzie Virgil, R (1, 2) OBP: 0.225, SLG: 0.176	BBBB 4-0 1B BB			x 0-0 ① F9		x 0-0 BB 1B		x 0-0 ② 5-3		3	0	1	0	1	0	1
Glenn Hubbard, R (1, 4) OBP: 0.323, SLG: 0.308	x 0-0 1-2 1B			SSS 0-3 ② K		x 0-0 ① F7		x 0-0 ③ 4-3		4	0	1	0	0	1	2
Rick Mahler, R (1, 1) OBP: 0.333, SLG: 0.364 Craig McMurtry, R (5, 1) Chris Chambliss, L (6, PH) OBP: 0.667, SLG: 0.833 Duane Ward, R (7, 1) Bill Sample, R (8, 7) OBP: 0.350, SLG: 0.500	x 0-0 ③ F9		x 0-0 PB 1-H 1B 2B			x 0-0 ② F7			SSS 0-3 ① K	2	1	1	1	0	0	2
										0	0	0	0	0	0	0
										1	0	0	0	0	0	1
										0	0	0	0	0	0	0
										1	0	0	0	0	1	0
Inning Stats	R: 1 E: 0 K: 0 S: 3 H: 0 LOB: 0 BB: 1 P: 7	R: 0 E: 0 K: 0 S: 4 H: 1 LOB: 2 BB: 1 P: 8	R: 2 E: 0 K: 1 S: 7 H: 2 LOB: 0 BB: 0 P: 7	R: 2 E: 0 K: 2 S: 9 H: 2 LOB: 2 BB: 2 P: 17	R: 0 E: 1 K: 1 S: 5 H: 0 LOB: 1 BB: 0 P: 5	R: 0 E: 0 K: 0 S: 4 H: 1 LOB: 2 BB: 1 P: 8	R: 0 E: 0 K: 1 S: 5 H: 0 LOB: 0 BB: 0 P: 5	R: 0 E: 0 K: 0 S: 3 H: 0 LOB: 0 BB: 0 P: 3	R: 0 E: 0 K: 2 S: 7 H: 0 LOB: 0 BB: 0 P: 7	1B: 3 2B: 4 3B: 0 HR: 1		SF: 0 SAC: 0 DP: 2 HBP: 0			WP: 2 PB: 1 SB: 1 CS: 1		PA: 38

livebaseballscorecards.com

	AB	33
	R	5
	H	6
	RBI	5
	BB	5
	SO	7
	LOB	14

PITCHER		IP	WLS	BF	H	R	ER	SO	BB	IBB	HBP	BLK	WP	HR	S	P	ERA	WHIP
Ron Darling, R ERA: 6.75	(1, 1)	3.2		20	5	5	5	2	4	0	0	0	2	1	20	36	12.27	2.455
Bruce Berenyi, R ERA: 2.7	(4, 1)	1.1	W	4	0	0	0	2	0	0	0	0	0	0	8	8	0.00	0.000
Terry Leach, R ERA:	(6, 1)	1.0		5	1	0	0	0	1	0	0	0	0	0	4	8	0.00	2.000
Roger McDowell, R ERA: 2.63	(7, 1)	3.0	S	9	0	0	0	3	0	0	0	0	0	0	15	15	0.00	0.000

PITCHER	IP	WLS	BF	H	R	ER	SO	BB	IBB	HBP	BLK	WP	HR	S	P	ERA	WHIP

Batter	1	2	3	4	5	6	7	8	9	AB	R	H	RBI	BB	SO	LOB
Lenny Dykstra, L (1, 8) OBP: 0.413, SLG: 0.436	S 1B 1B	G4-6-3 1-2 1B		K	SF9 2-H 3B	F8			5	2	3	1	0	1	0
Wally Backman, S (1, 4) OBP: 0.425, SLG: 0.457	BB 1B 1-3 1B BB	G4-6-3 1-2f			E4 HR	SF9 3-H			1-3	3	2	0	1	1	0	2
Keith Hernandez, L (1, 3) OBP: 0.403, SLG: 0.394	FC3-6 1-3 3-H 1B 1B		F8		F8	G4-1			3-1	5	0	1	1	0	0	1
Darryl Strawberry, L (1, 9) OBP: 0.400, SLG: 0.547	FC3-6 1-2 3-H 1B		HR 2B		1-H HR		4-3 S 1B		1B	5	2	5	3	0	0	0
Gary Carter, R (1, 2) (7, 7) OBP: 0.364, SLG: 0.469	F3		2-H HR		1-3		F7 1-2		1-3	5	1	1	2	0	0	4
Danny Heep, L (1, 7) OBP: 0.400, SLG: 0.684 Barry Lyons, R (7, 2)	FC3-6 1-2f 2-3		G6-4-3 1B		2B		4-3 2-3			4 0	0 0	2 0	0 0	0 0	0 0	3 0
Ray Knight, R (1, 5) OBP: 0.364, SLG: 0.714	F8		G6-4-3 1-2f		6-3		F8			4	0	0	0	0	0	5
Howard Johnson, S (1, 6) OBP: 0.419, SLG: 0.536		FC1-6 1B		F8		BB 4-0 S 3B		K		3	1	1	0	1	1	0
Dwight Gooden, R (1, 1) OBP: 0.214, SLG: 0.214 Jesse Orosco, R (9, 1)		FC1-6 1-2f 1B		6-3		K 1-2		L3		4 0	0 0	0 0	0 0	0 0	1 0	2 0
Inning Stats	R: 2 E: 0 K: 0 S: 6 H: 3 LOB: 2 BB: 1 P: 10	R: 0 E: 0 K: 0 S: 4 H: 2 LOB: 1 BB: 0 P: 4	R: 2 E: 0 K: 0 S: 5 H: 3 LOB: 0 BB: 0 P: 5	R: 0 E: 0 K: 1 S: 5 H: 0 LOB: 0 BB: 0 P: 5	R: 2 E: 1 K: 0 S: 6 H: 2 LOB: 1 BB: 0 P: 6	R: 2 E: 0 K: 1 S: 6 H: 1 LOB: 0 BB: 1 P: 10	R: 0 E: 0 K: 0 S: 4 H: 1 LOB: 1 BB: 0 P: 4	R: 0 E: 0 K: 1 S: 5 H: 0 LOB: 0 BB: 0 P: 5	R: 0 E: 0 K: 0 S: 4 H: 1 LOB: 1 BB: 0 P: 4	1B: 8 2B: 2 3B: 1 HR: 2 SF: 1 SAC: 0 DP: 2 HBP: 0						

PITCHER		IP	WLS	BF	H	R	ER	SO	BB	IBB	HBP	BLK	WP	HR	S	P	ERA	WHIP
Joe Johnson, R ERA: 2.86	(1, 1)	5.0	L	25	10	6	5	1	1	0	0	0	0	2	26	30	9.00	2.200
Jeff Dedmon, R ERA: 7.0	(6, 1)	2.0		9	2	2	2	1	1	0	0	0	0	0	10	14	9.00	1.500
Gene Garber, R ERA: 3.38	(8, 1)	2.0		7	1	0	0	1	0	0	0	0	0	0	9	9	0.00	0.500

PITCHER	IP	WLS	BF	H	R	ER	SO	BB	IBB	HBP	BLK	WP	HR	S	P	ERA	WHIP

TOP

New York Mets @ Atlanta Braves

Atlanta-Fulton County Stadium, Atlanta, GA

Wed Apr 30 1986, 7:05 PM EDT

Att. 23,361 - Unknown

livebaseballscorecards.com

AB	38
R	8
H	13
RBI	8
BB	2
SO	3
LOB	17

WP: 0 PA: 41
PB: 0
SB: 4
CS: 0

New York Mets @ Atlanta Braves

Atlanta-Fulton County Stadium, Atlanta, GA

Wed Apr 30 1986, 7:05 PM EDT

Att. 23,361 - Unknown

livebaseballscorecards.com

BOTTOM

Batter	1	2	3	4	5	6	7	8	9	AB	R	H	RBI	BB	SO	LOB
Omar Moreno, L (1, 8) OBP: 0.273, SLG: 0.414	BBBB 4-0 G3 BLK BB		SSS 0-3 K ①		SSS 0-3 K ②		x 0-0 F8 ③			3	0	0	0	1	2	4
Bill Sample, R (1, 7) OBP: 0.292, SLG: 0.417	x 0-0 G3 ① 1-3		x 0-0 F9 ②		x 0-0 F7 ③			x 0-0 4-3 ①		4	0	0	0	0	0	3
Claudell Washington, L (1, 9) OBP: 0.286, SLG: 0.404	SSS 0-3 K ②		x 0-0 FC4-6 ③ 1-2f			x 0-0 F7 ①		x 0-0 G3 ②		4	0	0	0	0	1	3
Chris Chambliss, L (1, 3) OBP: 0.579, SLG: 0.688	x 0-0 F8 ③			x 0-0 8-4 1B 1B		x 0-0 5-3 ②		x 0-0 G3 ③		4	0	1	0	0	0	1
Ted Simmons, S (1, 2) OBP: 0.333, SLG: 0.269		x 0-0 G3 ①		SSS 0-3 K ①		x 0-0 4-3 ③			x 0-0 5-3 ①	4	0	0	0	0	1	1
Ken Oberkfell, L (1, 5) OBP: 0.389, SLG: 0.387		x 0-0 6-3 ②		x 0-0 1-2 1B			x 0-0 4-3 ①		x 0-0 4-3 ②	4	0	1	0	0	0	0
Andres Thomas, R (1, 6) OBP: 0.333, SLG: 0.429		x 0-0 6-3 ③		x 0-0 8-4 ② ③ 2-3f			x 0-0 BB 1B		x 0-0 F2 ③	4	0	1	0	0	0	2
Glenn Hubbard, R (1, 4) OBP: 0.338, SLG: 0.315			x 0-0 1B 1B		x 0-0 6-3 ①		BBBB 4-0 1-2 BB			2	0	1	0	1	0	0
Joe Johnson, R (1, 1) OBP: 0.364, SLG: 0.300			x 0-0 1-2 FC4-6 1B		x 0-0 HR		SSS 0-3 K ②			1	0	1	0	0	0	0
Dale Murphy, R (5, PH) OBP: 0.440, SLG: 0.688										1	1	1	1	0	0	0
Jeff Dedmon, L (6, 1)										0	0	0	0	0	0	0
Ozzie Virgil, R (7, PH) OBP: 0.220, SLG: 0.171										1	0	0	0	0	1	2
Gene Garber, R (8, 1)										0	0	0	0	0	0	0

Inning Stats	1	2	3	4	5	6	7	8	9
	R: 0 H: 0 E: 0 LOB: 1 K: 1 BB: 1 S: 5 P: 9	R: 0 H: 0 E: 0 LOB: 0 K: 0 BB: 0 S: 3 P: 3	R: 0 H: 2 E: 0 LOB: 2 K: 1 BB: 0 S: 7 P: 7	R: 0 H: 2 E: 0 LOB: 1 K: 1 BB: 0 S: 6 P: 6	R: 1 H: 1 E: 0 LOB: 0 K: 1 BB: 0 S: 6 P: 6	R: 0 H: 0 E: 0 LOB: 0 K: 0 BB: 0 S: 3 P: 3	R: 0 H: 1 E: 0 LOB: 2 K: 1 BB: 1 S: 6 P: 10	R: 0 H: 0 E: 0 LOB: 0 K: 0 BB: 0 S: 3 P: 3	R: 0 H: 0 E: 0 LOB: 0 K: 0 BB: 0 S: 3 P: 3

	AB	32
	R	1
	H	6
	RBI	1
	BB	2
	SO	5
	LOB	16

	1B: 5	SF: 0	WP: 0	PA: 34
	2B: 1	SAC: 0	PB: 0	
	3B: 0	DP: 1	SB: 0	
	HR: 1	HBP: 0	CS: 0	

PITCHER		IP	WLS	BF	H	R	ER	SO	BB	IBB	HBP	BLK	WP	HR	S	P	ERA	WHIP
Dwight Gooden, R ERA: 1.26	(1, 1)	8.0	W	31	6	1	1	5	2	0	0	1	0	1	39	47	1.12	1.000
Jesse Orosco, L ERA:	(9, 1)	1.0		3	0	0	0	0	0	0	0	0	0	0	3	3	0.00	0.000

PITCHER	IP	WLS	BF	H	R	ER	SO	BB	IBB	HBP	BLK	WP	HR	S	P	ERA	WHIP

Batter	1	2	3	4	5	6	7	8	9	AB	R	H	RBI	BB	SO	LOB
Kevin Mitchell, R (1, 8) OBP: 0.357, SLG: 0.556	5-3	K 1-2			L7		5-3			4	0	0	0	0	1	2
Tim Teufel, R (1, 4) OBP: 0.327, SLG: 0.390	BB	K			2B BB		F9			2	1	0	0	2	1	2
Keith Hernandez, L (1, 3) OBP: 0.395, SLG: 0.400	K	4-3			1-H 2B			4-3		4	0	1	1	0	1	1
Gary Carter, R (1, 2) OBP: 0.370, SLG: 0.455	1-2 BB	F8			BB			6-3		2	0	0	0	2	0	0
Darryl Strawberry, L (1, 9) OBP: 0.380, SLG: 0.515	K	K			K			3-1		4	0	0	0	0	3	4
George Foster, R (1, 7) OBP: 0.375, SLG: 0.373		2B 1B		6-3		5-3			1B	4	1	2	0	0	0	0
Ray Knight, R (1, 5) OBP: 0.373, SLG: 0.712		1B 1-H 2B		K		G5-4-3 BB			K	3	0	1	1	1	2	1
Rafael Santana, R (1, 6) OBP: 0.228, SLG: 0.196		WP 2-3 1B		K		G5-4-3 1-2f			F8	4	0	1	0	0	1	2
Rick Aguilera, R (1, 1)		K			K	F7			K	1	0	0	0	0	1	2
Randy Niemann, L (4, 1)										0	0	0	0	0	0	0
Wally Backman, S (5, PH) OBP: 0.415, SLG: 0.444										1	0	0	0	0	1	0
Terry Leach, R (5, 1)										0	0	0	0	0	0	0
Lenny Dykstra, L (7, PH) OBP: 0.406, SLG: 0.429										1	0	0	0	0	0	0
Bruce Berenyi, R (7, 1)										0	0	0	0	0	0	0
Barry Lyons, R (9, PH)										1	0	0	0	0	1	1
Inning Stats	R: 0 E: 0 K: 2 S: 7 H: 0 LOB: 2 BB: 2 P: 15	R: 1 E: 0 K: 3 S: 12 H: 3 LOB: 2 BB: 0 P: 12	R: 0 E: 0 K: 1 S: 5 H: 0 LOB: 0 BB: 0 P: 5	R: 0 E: 0 K: 2 S: 7 H: 0 LOB: 0 BB: 0 P: 7	R: 1 E: 0 K: 2 S: 8 H: 1 LOB: 2 BB: 2 P: 16	R: 0 E: 0 K: 0 S: 2 H: 0 LOB: 0 BB: 1 P: 6	R: 0 E: 0 K: 0 S: 3 H: 0 LOB: 0 BB: 0 P: 3	R: 0 E: 0 K: 3 S: 3 H: 0 LOB: 0 BB: 0 P: 3	R: 0 E: 0 K: 2 S: 8 H: 1 LOB: 1 BB: 0 P: 8	1B: 3 2B: 2 3B: 0 HR: 0 SF: 0 SAC: 0 DP: 1 HBP: 0						

PITCHER		IP	WLS	BF	H	R	ER	SO	BB	IBB	HBP	BLK	WP	HR	S	P	ERA	WHIP
Zane Smith, L ERA: 2.53	(1, 1)	9.0	W	36	5	2	2	12	5	0	0	0	1	0	55	75	2.00	1.111

PITCHER	IP	WLS	BF	H	R	ER	SO	BB	IBB	HBP	BLK	WP	HR	S	P	ERA	WHIP

New York Mets @ Atlanta Braves

Atlanta-Fulton County Stadium, Atlanta, GA

Thu May 01 1986, 3:33 AM EDT

Att. 8,343 - Unknown

TOP

livebaseballscorecards.com

AB	31
R	2
H	5
RBI	2
BB	5
SO	12
LOB	15

WP: 1	PA: 36
PB: 0	
SB: 0	
CS: 0	

New York Mets @ Atlanta Braves

Atlanta-Fulton County Stadium, Atlanta, GA

Thu May 01 1986, 3:33 AM EDT

Att. 8,343 - Unknown

BOTTOM

Batter	1	2	3	4	5	6	7	8	9	AB	R	H	RBI	BB	SO	LOB
Claudell Washington, L (1, 9) OBP: 0.294, SLG: 0.410	S S S 0-3 ① K		S S S 0-3 ① K2-3	x 0-0 2B			B B B 4-0 FC5-4 BB	x 0-0 ② ③ G5-4-3 1-2f		4	0	1	0	1	2	1
Rafael Ramirez, R (1, 6) OBP: 0.296, SLG: 0.405	x 0-0 ② 5-3		x 0-0 ② 4-3	x 0-0 ③ 6-3			x 0-0 ① FC5-4 1B 1-2f 1B			4	1	0	0	0	0	2
Dale Murphy, R (1, 8) OBP: 0.430, SLG: 0.662	S S S 0-3 ③ K		S S S 0-3 ③ K		x 0-0 ① F8		x 0-0 1B 1-2 1B			4	0	1	0	0	2	0
Bob Horner, R (1, 3) OBP: 0.289, SLG: 0.354		B B B B 4-0 HR BB		x 0-0 HR	x 0-0 ② 5-3		x 0-0 ② F8			3	2	1	1	1	0	2
Terry Harper, R (1, 7) OBP: 0.329, SLG: 0.328		x 0-0 1-H HR		x 0-0 CS 1B	x 0-0 1B		x 0-0 1-3 2-H BB 1B			4	1	4	3	0	0	0
Ken Oberkfell, L (1, 5) OBP: 0.408, SLG: 0.400		x 0-0 1B		x 0-0 ① 1-2 HR 1B	x 0-0 ③ 4-3		B B B 4-0 1-2 BB			3	1	2	0	1	0	1
Ozzie Virgil, R (1, 2) OBP: 0.222, SLG: 0.256		S S S 0-3 ① K		x 0-0 1-H HR		x 0-0 ① F3	S S S 0-3 ③ K			4	1	1	2	0	2	4
Glenn Hubbard, R (1, 4) OBP: 0.348, SLG: 0.368		x 0-0 ② F5		x 0-0 HR		x 0-0 ② F9		B B B B 4-0 G5-4-3 BB		3	1	1	1	1	0	1
Zane Smith, L (1, 1)		x 0-0 ③ F2		x 0-0 ② 1-3		x 0-0 ③ G1-6-3		S S S 0-3 ① K		4	0	0	0	0	1	2
Inning Stats	R: 0 E: 0 K: 2 S: 7 H: 0 LOB: 0 BB: 0 P: 7	R: 2 E: 0 K: 1 S: 7 H: 2 LOB: 1 BB: 1 P: 11	R: 0 E: 0 K: 2 S: 7 H: 0 LOB: 0 BB: 0 P: 7	R: 4 E: 0 K: 0 S: 8 H: 6 LOB: 1 BB: 0 P: 8	R: 0 E: 0 K: 0 S: 4 H: 1 LOB: 1 BB: 0 P: 4	R: 0 E: 0 K: 0 S: 3 H: 0 LOB: 0 BB: 0 P: 3	R: 1 E: 0 K: 1 S: 7 H: 2 LOB: 3 BB: 2 P: 15	R: 0 E: 0 K: 1 S: 4 H: 0 LOB: 0 BB: 1 P: 8		1B: 6 2B: 1 3B: 0 HR: 4	SF: 0 SAC: 0 DP: 1 HBP: 0						

livebaseballscorecards.com

AB	33
R	7
H	11
RBI	7
BB	4
SO	7
LOB	13

PITCHER		IP	WLS	BF	H	R	ER	SO	BB	IBB	HBP	BLK	WP	HR	S	P	ERA	WHIP
Rick Aguilera, R ERA: 8.22	(1, 1)	3.1	L	17	7	6	6	5	1	0	0	0	0	4	26	30	16.20	2.400
Randy Niemann, L ERA: 7.71	(4, 1)	0.2		3	1	0	0	0	0	0	0	0	0	0	3	3	0.00	1.500
Terry Leach, R ERA:	(5, 1)	2.0		7	1	0	0	0	0	0	0	0	0	0	7	7	0.00	0.500
Bruce Berenyi, R ERA: 3.38	(7, 1)	2.0		10	2	1	1	2	3	0	0	0	0	0	11	23	4.50	2.500

PITCHER	IP	WLS	BF	H	R	ER	SO	BB	IBB	HBP	BLK	WP	HR	S	P	ERA	WHIP

Batter	1	2	3	4	5	6	7	8	9	AB	R	H	RBI	BB	SO	LOB
Lenny Dykstra, L (1, 8) OBP: 0.391, SLG: 0.400	BBBB 4-0 1B 2B BB	x 0-0 ② 4-3		x 0-0 ③ F7			x 0-0 ① F9	x 0-0 ③ G3		4	1	0	0	1	0	1
Wally Backman, S (1, 4) OBP: 0.413, SLG: 0.439	x 0-0 S 1-3 2B 1B	x 0-0 ③ F8			x 0-0 ① 4-3		x 0-0 ② 6-3		x 0-0 CS 1B	5	1	2	0	0	0	0
Keith Hernandez, L (1, 3) OBP: 0.395, SLG: 0.405	x 0-0 1-H 3-H 1B 2B		x 0-0 ① 4-3		x 0-0 ② F9		x 0-0 ③ F7		BBBB 4-0 ① 1-2 G6-4-3 BB	4	1	1	2	1	0	0
Gary Carter, R (1, 2) OBP: 0.360, SLG: 0.429	x 0-0 ① F7		BBBB 4-0 1B 1B BB		x 0-0 ③ F8			x 0-0 E1 2B	x 0-0 ②③ 1-2f G6-4-3	4	2	0	0	1	0	2
Darryl Strawberry, L (1, 9) OBP: 0.398, SLG: 0.514	IIII 4-0 1B IBB		x 0-0 ① 1B 1-3 SF4-2-3 1B			x 0-0 ① 3-1		BBBB 4-0 2B E BB		2	2	1	0	2	0	0
George Foster, R (1, 7) OBP: 0.367, SLG: 0.364	SSS 0-3 ② K		x 0-0 SF4-2-3 1-3 3-H 1B			x 0-0 E5 4-3		SSS 0-3 ① K		4	0	1	1	0	2	4
Ray Knight, R (1, 5) OBP: 0.365, SLG: 0.691	x 0-0 1-2 2-H 1B		x 0-0 ②③ SF4-2-3 1-2 3-H			x 0-0 ② 4-3 1-2		x 0-0 ② F8		3	0	1	2	0	0	3
Howard Johnson, S (1, 6) OBP: 0.429, SLG: 0.548	SSS 0-3 ③ K			x 0-0 ① F7		4-0 IBB		x 0-0 1-3 2-H E 2B		3	1	1	1	1	1	2
Sid Fernandez, L (1, 1) OBP: 0.364, SLG: 0.300 Roger McDowell, R (6, 1) OBP: 0.500, SLG: 0.500 Jesse Orosco, R (8, 1)		x 0-0 ① F8		SSS 0-3 ② K		SSS 0-3 ③ K		x 0-0 E7 2-H 3-H 1B		3 1 0	0 0 0	0 1 0	0 2 0	0 0 0	2 0 0	2 0 0
Inning Stats	R: 3 H: 3 E: 0 LOB: 2 K: 2 BB: 2 S: 10 P: 18	R: 0 H: 0 E: 0 LOB: 0 K: 0 BB: 0 S: 3 P: 3	R: 2 H: 2 E: 0 LOB: 0 K: 0 BB: 1 S: 4 P: 8	R: 0 H: 0 E: 0 LOB: 0 K: 1 BB: 0 S: 5 P: 5	R: 0 H: 0 E: 0 LOB: 0 K: 0 BB: 0 S: 3 P: 3	R: 0 H: 0 E: 1 LOB: 2 K: 1 BB: 1 S: 6 P: 10	R: 0 H: 0 E: 0 LOB: 0 K: 0 BB: 0 S: 3 P: 3	R: 3 H: 2 E: 2 LOB: 1 K: 1 BB: 1 S: 8 P: 12	R: 0 H: 1 E: 0 LOB: 0 K: 0 BB: 1 S: 2 P: 6	1B: 6 SF: 1 2B: 3 SAC: 0 3B: 0 DP: 2 HR: 0 HBP: 0						

PITCHER		IP	WLS	BF	H	R	ER	SO	BB	IBB	HBP	BLK	WP	HR	S	P	ERA	WHIP
Bill Gullickson, R ERA: 4.1	(1, 1)	6.0	L	27	5	5	5	4	2	2	0	0	0	0	31	47	7.50	1.167
Joe Price, L ERA: 1.69	(7, 1)	1.0		3	0	0	0	0	0	0	0	0	0	0	3	3	0.00	0.000
John Franco, L ERA: 3.21	(8, 1)	1.0		7	2	3	0	1	1	0	0	0	0	0	8	12	0.00	3.000
Ted Power, R ERA: 5.14	(9, 1)	1.0		3	1	0	0	0	1	0	0	0	0	0	2	6	0.00	2.000

PITCHER	IP	WLS	BF	H	R	ER	SO	BB	IBB	HBP	BLK	WP	HR	S	P	ERA	WHIP

TOP

New York Mets @ Cincinnati Reds

Riverfront Stadium, Cincinnati, OH

Fri May 02 1986, 7:05 PM EDT
Att. 20,677 - Unknown

livebaseballscorecards.com

AB	33
R	8
H	8
RBI	8
BB	6
SO	5
LOB	14

BOTTOM

New York Mets @ Cincinnati Reds

Riverfront Stadium, Cincinnati, OH

Fri May 02 1986, 7:05 PM EDT

Att. 20,677 - Unknown

livebaseballscorecards.com

Batter	1	2	3	4	5	6	7	8	9	AB	R	H	RBI	BB	SO	LOB
Eric Davis, R (1, 8) OBP: 0.284, SLG: 0.356	F9	K		K		K		1B S WP 2-H 3-H 1B		5	1	1	2	0	3	5
Dave Concepcion, R (1, 6) OBP: 0.231, SLG: 0.300 (9, 3)	BB 1B BB BB	G6-4-3 1-2f			4-3 G3 BB		6-3	WP S 1-3 1B		3	1	1	0	2	0	2
Dave Parker, L (1, 9) OBP: 0.308, SLG: 0.533	BB BB 1B 1-2 1B		K		G3 1-2		G3	K 1-2		5	1	1	0	0	2	3
Tony Perez, R (1, 3) OBP: 0.375, SLG: 0.167 John Franco, L (8, 1) Bo Diaz, R (8, PH) OBP: 0.323, SLG: 0.393 (9, 2)	BB 1B BB 1-2 2-3 BB		BB		4-3 2-3		6-3	BB 2-3 3-H BB		2 0 0	0 0 0	0 0 0	0 0 0	2 0 1	0 0 0	1 0 0
Nick Esasky, R (1, 7) OBP: 0.323, SLG: 0.426 (8, 3) Ted Power, R (9, 1)	1B 1-2 2-3 3-H BB	F9		1-3		FC1-4 BB F6		3	0	0	1	2	0	4		
Buddy Bell, R (1, 5) OBP: 0.226, SLG: 0.218	K	F4				FC6-4 1B BB		FC1-4 1B 1-2f E	F7	4	1	0	0	1	1	5
Sal Butera, R (1, 2) OBP: 0.375, SLG: 0.750 Eddie Milner, L (8, PH) OBP: 0.292, SLG: 0.304 Kurt Stillwell, S (9, 6) OBP: 0.333, SLG: 0.273	1-2 2-H 3-H 1B			K		FC6-4 1-2 1B		E7 1-H 2B 1B	K	3 1 1	0 1 0	2 1 0	1 0 0	0 0 0	1 0 1	0 0 0
Ron Oester, S (1, 4) OBP: 0.250, SLG: 0.262		SH 2B		K		FC6-4 1-2f 2-3		2B 2-3 1B	6-3	5	1	2	0	0	1	2
Bill Gullickson, R (1, 1) OBP: 0.250, SLG: 0.250 Tracy Jones, R (6, PH) OBP: 0.321, SLG: 0.320 Kal Daniels, L (6, PH) OBP: 0.395, SLG: 0.629 Joe Price, R (7, 1) Max Venable, L (8, 7) OBP: 0.417, SLG: 0.636		SH G6-4-3 2-3		1B		K		1-3 3-H 1B 2B		1 0 1 0 1	0 0 0 0 1	1 0 0 0 1	0 0 0 0 1	0 0 0 0 0	0 0 1 0 0	0 0 2 0 0
Inning Stats	R: 2 H: 2 E: 0 LOB: 2 K: 1 BB: 3 S: 6 P: 18	R: 0 H: 1 E: 0 LOB: 1 K: 1 BB: 0 S: 6 P: 6	R: 0 H: 0 E: 0 LOB: 1 K: 1 BB: 1 S: 5 P: 9	R: 0 H: 1 E: 0 LOB: 1 K: 3 BB: 0 S: 10 P: 10	R: 0 H: 0 E: 0 LOB: 1 K: 0 BB: 1 S: 3 P: 7	R: 0 H: 1 E: 0 LOB: 2 K: 2 BB: 1 S: 8 P: 12	R: 0 H: 0 E: 0 LOB: 0 K: 0 BB: 0 S: 3 P: 3	R: 5 H: 5 E: 1 LOB: 2 K: 1 BB: 2 S: 10 P: 18	R: 0 H: 0 E: 0 LOB: 0 K: 1 BB: 0 S: 5 P: 5	1B: 8 2B: 2 3B: 0 HR: 0	SF: 0 SAC: 1 DP: 1 HBP: 0					

	AB	35
	R	7
	H	10
	RBI	5
	BB	8
	SO	10
	LOB	24

PITCHER		IP	WLS	BF	H	R	ER	SO	BB	IBB	HBP	BLK	WP	HR	S	P	ERA	WHIP
Sid Fernandez, L ERA: 2.81	(1, 1)	5.1	W	26	5	2	2	6	6	0	0	0	0	0	32	56	3.38	2.062
Roger McDowell, R ERA: 5.17	(6, 1)	2.0		12	5	5	5	2	1	0	0	0	0	0	15	19	22.50	3.000
Jesse Orosco, L ERA:	(8, 1)	1.2	S	6	0	0	0	2	1	0	0	0	1	0	9	13	0.00	0.600

PITCHER	IP	WLS	BF	H	R	ER	SO	BB	IBB	HBP	BLK	WP	HR	S	P	ERA	WHIP

New York Mets @ Cincinnati Reds

Riverfront Stadium, Cincinnati, OH

Sat May 03 1986, 3:33 AM EDT

Att. 20,268 - Unknown

livebaseballscorecards.com

Batter	1	2	3	4	5	6	7	8	9	AB	R	H	RBI	BB	SO	LOB
Lenny Dykstra, L (1, 8) OBP: 0.392, SLG: 0.422	F9		4-3		BBB 4-0 4-3 BB		0-0 HR 3B		3-1	4	1	1	0	1	0	0
Wally Backman, S (1, 4) OBP: 0.380, SLG: 0.400	G3		6-3		0-0 4-3 1-2		G3			4	0	0	0	0	0	2
Keith Hernandez, L (1, 3) OBP: 0.411, SLG: 0.474	2B		BB 1B		F7		3-H HR			4	1	3	2	0	0	1
Darryl Strawberry, L (1, 9) OBP: 0.402, SLG: 0.500	3-1		BBB 4-0 1-2 BB		H 1-0 HBP		4-3			2	0	0	0	1	0	1
Danny Heep, L (1, 7) OBP: 0.375, SLG: 0.609		1B G3 1B	4-3		SSS 0-3 K			3-1		4	1	1	0	0	1	4
Ray Knight, R (1, 5) OBP: 0.388, SLG: 0.695		E G3 1-3 5-3 1B		G3 1B		1-3		G4-6-3 1B		4	1	3	0	0	0	0
Howard Johnson, S (1, 6) OBP: 0.410, SLG: 0.514		G3 1-3 3-H		G3 1-2		CS 1B		G4-6-3 1-2f		4	0	1	1	0	0	3
Jesse Orosco, R (8, 1)										0	0	0	0	0	0	0
Barry Lyons, R (1, 2)		5-3 3-H		F7		F7 1-2			G3	4	0	0	1	0	0	2
Bob Ojeda, L (1, 1) OBP: 0.167, SLG: 0.167		SSS 0-3 K		1-3			4-3		6-3	3	0	0	0	0	1	1
Rafael Santana, R (8, 6) OBP: 0.224, SLG: 0.192										1	0	0	0	0	0	0
Inning Stats	R: 0 E: 0 K: 0 S: 4 H: 1 LOB: 1 BB: 0 P: 4	R: 2 E: 1 K: 1 S: 7 H: 2 LOB: 0 BB: 0 P: 7	R: 0 E: 0 K: 0 S: 4 H: 1 LOB: 2 BB: 1 P: 8	R: 0 E: 0 K: 0 S: 4 H: 1 LOB: 1 BB: 0 P: 4	R: 0 E: 0 K: 1 S: 5 H: 0 LOB: 2 BB: 1 P: 10	R: 0 E: 0 K: 0 S: 3 H: 1 LOB: 0 BB: 0 P: 3	R: 2 E: 0 K: 0 S: 5 H: 2 LOB: 0 BB: 0 P: 5	R: 0 E: 0 K: 0 S: 3 H: 1 LOB: 0 BB: 0 P: 3	R: 0 E: 0 K: 0 S: 3 H: 0 LOB: 0 BB: 0 P: 3	1B: 6 2B: 1 3B: 1 HR: 1	SF: 0 SAC: 0 DP: 1 HBP: 1						

AB	34
R	4
H	9
RBI	4
BB	2
SO	2
LOB	14

WP: 0 PB: 0 SB: 0 CS: 1 PA: 37

PITCHER		IP	WLS	BF	H	R	ER	SO	BB	IBB	HBP	BLK	WP	HR	S	P	ERA	WHIP
John Denny, R ERA: 4.34	(1, 1)	7.0	L	31	8	4	3	2	2	0	1	0	0	1	32	41	3.86	1.429
John Franco, L ERA: 2.81	(8, 1)	2.0		6	1	0	0	0	0	0	0	0	0	0	6	6	0.00	0.500

PITCHER		IP	WLS	BF	H	R	ER	SO	BB	IBB	HBP	BLK	WP	HR	S	P	ERA	WHIP

New York Mets @ Cincinnati Reds

Riverfront Stadium, Cincinnati, OH

Sat May 03 1986, 3:33 AM EDT

Att. 20,268 - Unknown

livebaseballscorecards.com

BOTTOM

Batter	1	2	3	4	5	6	7	8	9	AB	R	H	RBI	BB	SO	LOB
Eric Davis, R (1, 8) OBP: 0.292, SLG: 0.349	4-3		4-3		5-3		E 1B 1-2		S BB B B B	4	0	1	0	1	0	0
Dave Concepcion, R (1, 6) (8, 3) OBP: 0.243, SLG: 0.308	S 1B		4-3		S 1B		E4 1-2 2-3		F8 1-2	5	0	2	0	0	0	3
Dave Parker, L (1, 9) OBP: 0.305, SLG: 0.519	K 1-2		BB BB 1B		F2		F5			4	0	1	0	0	1	5
Nick Esasky, R (1, 3) OBP: 0.333, SLG: 0.411 John Franco, L (8, 1)	FC6-4 BB B B B		BB 1-2 B B B		K 1-2 S S S		F7			2 0	0 0	0 0	0 0	2 0	1 0	4 0
Tracy Jones, R (1, 7) OBP: 0.313, SLG: 0.286	FC6-4 1-2f		BB 1-2 2-3 B B B			F8		F8		3	0	0	0	1	0	2
Buddy Bell, R (1, 5) OBP: 0.242, SLG: 0.224		E1 1B 1B	F9			F8		G6-4-3 BB B B B		3	1	1	0	1	0	3
Sal Butera, R (1, 2) OBP: 0.333, SLG: 0.583		FC6-4 1B 3-H		F9		F9		G6-4-3 1-2f		4	0	1	1	0	0	1
Ron Oester, S (1, 4) OBP: 0.236, SLG: 0.246		FC6-4 G5-4-3 1-2f		1-3			5-3		K S S S	4	0	0	0	0	1	1
John Denny, R (1, 1) OBP: 0.222, SLG: 0.125 Kurt Stillwell, S (7, PH) (8, 6) OBP: 0.346, SLG: 0.261		G5-4-3 1-2f		5-3			E 1B BB B B B		K S S S	2 1	0 0	0 0	0 0	0 1	0 1	1 0

	AB	32
	R	1
	H	6
	RBI	1
	BB	6
	SO	4
	LOB	20

Inning Stats	1	2	3	4	5	6	7	8	9	1B	SF	WP	PA
R	0	1	0	0	0	0	0	0	0	6	0	0	38
E	0	1	0	0	0	0	1	0	0	2B 0	SAC 0	PB 0	
K	1	0	0	0	1	0	0	2	0	3B 0	DP 2	SB 3	
S	6	4	4	3	6	3	5	2	7	HR 0	HBP 0	CS 0	
H	1	2	1	0	1	0	1	0	0				
LOB	2	0	3	0	1	0	3	0	1				
BB	1	0	2	0	0	0	1	1	1				
P	10	4	12	3	6	3	9	6	11				

PITCHER		IP	WLS	BF	H	R	ER	SO	BB	IBB	HBP	BLK	WP	HR	S	P	ERA	WHIP
Bob Ojeda, L ERA: 1.59	(1, 1)	7.0	W	31	6	1	0	2	4	0	0	0	0	0	31	47	0.00	1.429
Jesse Orosco, L ERA:	(8, 1)	2.0	S	7	0	0	0	2	2	0	0	0	0	0	9	17	0.00	1.000

PITCHER	IP	WLS	BF	H	R	ER	SO	BB	IBB	HBP	BLK	WP	HR	S	P	ERA	WHIP

Batter	1	2	3	4	5	6	7	8	9	AB	R	H	RBI	BB	SO	LOB
Lenny Dykstra, L (1, 8) OBP: 0.380, SLG: 0.406	F7	4-3		F7		S 1B		F8		5	1	1	0	0	0	2
Wally Backman, S (1, 4) OBP: 0.418, SLG: 0.480	HR 2B	F8			1B 1B	1-H 1B			1B BB 2B	5	2	4	1	0	0	0
Tim Teufel, R (9, PR) (9, 4) OBP: 0.327, SLG: 0.390										0	1	0	0	0	0	0
Keith Hernandez, L (1, 3) OBP: 0.411, SLG: 0.470	F9		K		1-3 1B		4-3		BB 2-3 1B	5	0	2	0	0	1	1
Darryl Strawberry, L (1, 9) OBP: 0.413, SLG: 0.579	2-H HR		HR		K		K		BB IBB	4	2	2	3	1	2	2
Gary Carter, R (1, 2) OBP: 0.363, SLG: 0.432	1B 2B		K		F9		BB		K	4	1	1	0	1	2	5
Danny Heep, L (1, 7) OBP: 0.393, SLG: 0.577	1B IBB		4-3		1-2 3-H 1B		4-3		K	3	0	1	1	1	0	1
Ray Knight, R (1, 5) OBP: 0.403, SLG: 0.683	1-2 2-H 1B			F8	1-3			1B	1-2 2-3 3-H BB	4	0	2	2	1	0	2
Howard Johnson, S (1, 6) OBP: 0.372, SLG: 0.462	F4			3-1		F8		F8	L5	4	0	0	0	0	0	3
Rafael Santana, R (8, 6) OBP: 0.220, SLG: 0.189										1	0	0	0	0	0	3
Ron Darling, R (1, 1) OBP: 0.154, SLG: 0.083		5-3			1B	1-3		K		3	0	1	0	0	0	0
Randy Niemann, L (7, 1)										0	0	0	0	0	0	0
Roger McDowell, R (7, 1) OBP: 0.333, SLG: 0.333										1	0	0	0	0	1	3
Kevin Mitchell, R (7, 7) OBP: 0.345, SLG: 0.536										1	0	0	0	0	1	1
Inning Stats	R: 3 E: 0 K: 0 S: 7 H: 4 LOB: 2 BB: 1 P: 11	R: 0 E: 0 K: 0 S: 3 H: 0 LOB: 0 BB: 0 P: 3	R: 1 E: 0 K: 2 S: 8 H: 1 LOB: 0 BB: 0 P: 8	R: 0 E: 0 K: 0 S: 4 H: 1 LOB: 1 BB: 0 P: 4	R: 1 E: 0 K: 1 S: 8 H: 3 LOB: 2 BB: 0 P: 8	R: 1 E: 0 K: 0 S: 4 H: 2 LOB: 1 BB: 0 P: 4	R: 0 E: 0 K: 1 S: 5 H: 0 LOB: 1 BB: 1 P: 9	R: 0 E: 0 K: 1 S: 6 H: 1 LOB: 1 BB: 0 P: 6	R: 1 E: 0 K: 2 S: 9 H: 2 LOB: 3 BB: 2 P: 17	1B: 9 2B: 3 3B: 0 HR: 2 SF: 0 SAC: 0 DP: 0 HBP: 0						

TOP

New York Mets @ Cincinnati Reds

Riverfront Stadium, Cincinnati, OH

Sun May 04 1986, 3:33 AM EDT

Att. 25,407 - Unknown

livebaseballscorecards.com

AB	40
R	7
H	14
RBI	7
BB	4
SO	7
LOB	23

WP: 0 PB: 0 SB: 1 CS: 0 PA: 44

PITCHER		IP	WLS	BF	H	R	ER	SO	BB	IBB	HBP	BLK	WP	HR	S	P	ERA	WHIP
Mario Soto, R ERA: 4.58	(1, 1)	5.0	L	25	9	5	5	3	0	1	0	0	0	2	30	34	9.00	1.800
Scott Terry, R ERA: 1.74	(6, 1)	2.0		8	2	1	1	1	1	0	0	0	0	0	9	13	4.50	1.500
Ted Power, R ERA: 5.0	(8, 1)	2.0		11	3	1	1	3	1	1	0	0	0	0	15	23	4.50	2.000

PITCHER	IP	WLS	BF	H	R	ER	SO	BB	IBB	HBP	BLK	WP	HR	S	P	ERA	WHIP

New York Mets @ Cincinnati Reds

Riverfront Stadium, Cincinnati, OH

Sun May 04 1986, 3:33 AM EDT

Att. 25,407 - Unknown

livebaseballscorecards.com

BOTTOM

Batter	1	2	3	4	5	6	7	8	9	AB	R	H	RBI	BB	SO	LOB
Eddie Milner, L (1, 8) OBP: 0.345, SLG: 0.308	F9 ①		2B BB		1B SF8 1B		BB 1B BB		3-1 ②	3	2	1	0	2	0	0
Pete Rose, S (1, 3) OBP: 0.278, SLG: 0.071	4-3 ②		F6 ②		1-3 1B		BB 1B 1-2 BB		4-3 ③	4	0	1	0	1	0	1
Dave Parker, L (1, 9) OBP: 0.326, SLG: 0.543	BB		1-3 2B		SF8 ② 3-H		BB 1B 1-2 2-H			2	0	2	2	1	0	0
Kal Daniels, L (1, 7) OBP: 0.405, SLG: 0.595	4-3 ③		BB		G3 ③		BB 1-2 2-3			2	0	0	0	2	0	2
Dave Concepcion, R (1, 5) (5, 4) OBP: 0.243, SLG: 0.304		K ①	1-3 ③			G3-6-3 1B	F8 ③			4	0	1	0	0	1	6
Kurt Stillwell, S (1, 6) OBP: 0.300, SLG: 0.222		4-3 ②		F7 ①		G3-6-3 ① ② 1-2f		4-3 ①		4	0	0	0	0	0	1
Bo Diaz, R (1, 2) OBP: 0.318, SLG: 0.373		BB		F9 ②		F6 ③		6-3 ②		3	0	0	0	1	0	0
Ron Oester, S (1, 4) OBP: 0.230, SLG: 0.239 Buddy Bell, R (5, 5) OBP: 0.235, SLG: 0.217		F8 ③		K ③			6-3 ①	F8 ③		2 2	0 0	0 0	0 0	0 0	1 0	1 0
Mario Soto, R (1, 1) OBP: 0.111, SLG: 0.111 Tracy Jones, R (5, PH) OBP: 0.303, SLG: 0.276 Scott Terry, R (6, 1) Eric Davis, R (7, PH) OBP: 0.288, SLG: 0.344 Ted Power, R (8, 1) Max Venable, L (9, PH) OBP: 0.385, SLG: 0.583			K ①		K ①		K ②		F4 ①	1 1 0 1 0 1	0 0 0 0 0 0	0 0 0 0 0 0	0 0 0 0 0 0	0 1 0 0 0 0	1 0 0 0 0 0	0 0 0 0 0 0
Inning Stats	R: 0 H: 0 E: 0 LOB: 1 K: 0 BB: 1 S: 3 P: 7	R: 0 H: 0 E: 0 LOB: 1 K: 1 BB: 1 S: 5 P: 9	R: 0 H: 1 E: 0 LOB: 3 K: 1 BB: 2 S: 6 P: 14	R: 0 H: 0 E: 0 LOB: 0 K: 1 BB: 0 S: 5 P: 5	R: 1 H: 2 E: 0 LOB: 1 K: 1 BB: 0 S: 7 P: 7	R: 0 H: 1 E: 0 LOB: 0 K: 0 BB: 0 S: 3 P: 3	R: 1 H: 1 E: 0 LOB: 3 K: 1 BB: 3 S: 6 P: 18	R: 0 H: 0 E: 0 LOB: 0 K: 0 BB: 0 S: 3 P: 3	R: 0 H: 0 E: 0 LOB: 0 K: 0 BB: 0 S: 3 P: 3	1B: 4 2B: 1 3B: 0 HR: 0	SF: 1 SAC: 0 DP: 1 HBP: 0			WP: 0 PB: 0 SB: 0 CS: 0	PA: 38		

	AB	30
	R	2
	H	5
	RBI	2
	BB	7
	SO	5
	LOB	11

PITCHER		IP	WLS	BF	H	R	ER	SO	BB	IBB	HBP	BLK	WP	HR	S	P	ERA	WHIP
Ron Darling, R ERA: 5.74	(1, 1)	6.2	W	29	4	2	2	5	6	0	0	0	0	0	33	57	2.70	1.500
Randy Niemann, L ERA: 7.71	(7, 1)	0.0		2	1	0	0	0	1	0	0	0	0	0	1	5	∞	∞
Roger McDowell, R ERA: 4.5	(7, 1)	2.1	S	7	0	0	0	0	0	0	0	0	0	0	7	7	0.00	0.000

PITCHER	IP	WLS	BF	H	R	ER	SO	BB	IBB	HBP	BLK	WP	HR	S	P	ERA	WHIP

Batter	1	2	3	4	5	6	7	8	9	AB	R	H	RBI	BB	SO	LOB
Bill Doran, S (1, 4) OBP: 0.411, SLG: 0.337	F7			3-1		6-3			FC3-6 E 1B 1-2f G1-2-3	4	0	0	0	0	0	1
Craig Reynolds, L (1, 6) OBP: 0.362, SLG: 0.523	K			3-1		L4			E 1-2 1B	4	0	1	0	0	1	0
Jose Cruz, L (1, 7) OBP: 0.226, SLG: 0.200	K			F8			3-1		E4 1-2 2-3	4	0	0	0	0	1	2
Glenn Davis, R (1, 3) OBP: 0.263, SLG: 0.451		5-3			BB 1B		K		G1-2-3 3-Hf	4	0	1	0	0	1	3
Denny Walling, L (1, 5) OBP: 0.309, SLG: 0.360		4-3			F8		4-3			3	0	0	0	0	0	1
Alan Ashby, S (1, 2) OBP: 0.390, SLG: 0.468 Mike Madden, L (8, 1)		G3			K			K		3 0	0 0	0 0	0 0	0 0	2 0	1 0
Kevin Bass, S (1, 8) OBP: 0.316, SLG: 0.391			F8		4-0 1-2 BB			K		2	0	0	0	1	1	0
Terry Puhl, L (1, 9) OBP: 0.283, SLG: 0.270			K		F7			F8		3	0	0	0	0	1	2
Bob Knepper, L (1, 1) OBP: 0.056, SLG: 0.056 Charlie Kerfeld, R (7, 1) Mark Bailey, S (8, 2) OBP: 0.216, SLG: 0.182			6-3			F8			4-0 FC3-6 BB	2 0 0	0 0 0	0 0 0	0 0 0	0 0 1	0 0 0	0 0 0
Inning Stats	R: 0 H: 0 E: 0 LOB: 0 K: 2 BB: 0 S: 7 P: 7	R: 0 H: 0 E: 0 LOB: 0 K: 0 BB: 0 S: 3 P: 3	R: 0 H: 0 E: 0 LOB: 0 K: 1 BB: 0 S: 5 P: 5	R: 0 H: 0 E: 0 LOB: 0 K: 0 BB: 0 S: 3 P: 3	R: 0 H: 1 E: 0 LOB: 2 K: 1 BB: 1 S: 6 P: 10	R: 0 H: 0 E: 0 LOB: 0 K: 0 BB: 0 S: 3 P: 3	R: 0 H: 0 E: 0 LOB: 0 K: 1 BB: 0 S: 5 P: 5	R: 0 H: 0 E: 0 LOB: 0 K: 2 BB: 0 S: 7 P: 7	R: 0 H: 1 E: 1 LOB: 2 K: 0 BB: 1 S: 4 P: 8	1B: 2 SF: 0 2B: 0 SAC: 0 3B: 0 DP: 1 HR: 0 HBP: 0						

PITCHER	IP	WLS	BF	H	R	ER	SO	BB	IBB	HBP	BLK	WP	HR	S	P	ERA	WHIP
Dwight Gooden, R (1, 1) ERA: 1.04	9.0	W	31	2	0	0	7	2	0	0	0	0	0	43	51	0.00	0.444

PITCHER	IP	WLS	BF	H	R	ER	SO	BB	IBB	HBP	BLK	WP	HR	S	P	ERA	WHIP

TOP

Houston Astros @ New York Mets

Shea Stadium, Flushing, NY

Tue May 06 1986, 7:05 PM EDT

Att. 41,722 - Unknown

livebaseballscorecards.com

AB	29
R	0
H	2
RBI	0
BB	2
SO	7
LOB	10

WP: 0 PA: 31
PB: 0
SB: 0
CS: 0

Houston Astros @ New York Mets

Shea Stadium, Flushing, NY

Tue May 06 1986, 7:05 PM EDT

Att. 41,722 - Unknown

BOTTOM

Batter	1	2	3	4	5	6	7	8	9	AB	R	H	RBI	BB	SO	LOB
Kevin Mitchell, R (1, 8) OBP: 0.333, SLG: 0.500	1-3			5-3		1-3	FC4-6 1B 3-H			4	0	1	1	0	0	0
Lenny Dykstra, L (7, PR) (8, 8) OBP: 0.380, SLG: 0.406										0	0	0	0	0	0	0
Tim Teufel, R (1, 4) OBP: 0.321, SLG: 0.400	K			5-3		2B	FC4-6 BB 1-2f			4	0	1	0	0	1	1
Keith Hernandez, L (1, 3) OBP: 0.424, SLG: 0.482	F7			2B		BB	BB 1-2			2	0	1	0	2	0	0
Gary Carter, R (1, 2) OBP: 0.347, SLG: 0.410		6-3		F8		F8	K			4	0	0	0	0	1	5
Darryl Strawberry, L (1, 9) OBP: 0.396, SLG: 0.550		4-3			K	K		K		4	0	0	0	0	3	2
George Foster, R (1, 7) OBP: 0.375, SLG: 0.414		6-3			HR		BB E 3B	K		3	2	1	1	1	1	0
Ray Knight, R (1, 5) OBP: 0.395, SLG: 0.672			F8		2B		K	5-3		4	0	1	0	0	1	1
Rafael Santana, R (1, 6) OBP: 0.210, SLG: 0.179			K		5-3		E5 1-3 3B			3	1	0	0	0	1	2
Dwight Gooden, R (1, 1) OBP: 0.235, SLG: 0.353			L1		F7		1B 3B 2-H 3-H			3	1	1	2	0	0	1
Inning Stats	R: 0 E: 0 K: 1 S: 5 H: 0 LOB: 0 BB: 0 P: 5	R: 0 E: 0 K: 0 S: 3 H: 0 LOB: 0 BB: 0 P: 3	R: 0 E: 0 K: 1 S: 5 H: 0 LOB: 0 BB: 0 P: 5	R: 0 E: 0 K: 0 S: 4 H: 1 LOB: 1 BB: 0 P: 4	R: 1 E: 0 K: 1 S: 7 H: 2 LOB: 1 BB: 0 P: 7	R: 0 E: 0 K: 1 S: 6 H: 1 LOB: 2 BB: 1 P: 10	R: 3 E: 1 K: 2 S: 10 H: 2 LOB: 2 BB: 2 P: 18	R: 0 E: 0 K: 2 S: 7 H: 0 LOB: 0 BB: 0 P: 7		1B: 1 2B: 3 3B: 1 HR: 1 SF: 0 SAC: 0 DP: 0 HBP: 0					

livebaseballscorecards.com

AB	31
R	4
H	6
RBI	4
BB	3
SO	8
LOB	12

PITCHER		IP	WLS	BF	H	R	ER	SO	BB	IBB	HBP	BLK	WP	HR	S	P	ERA	WHIP
Bob Knepper, L ERA: 1.7	(1, 1)	6.1	L	27	5	4	3	5	2	0	0	0	0	1	35	43	4.26	1.105
Charlie Kerfeld, R ERA: 0.81	(7, 1)	0.2		4	1	0	0	1	1	0	0	0	0	0	5	9	0.00	3.000
Mike Madden, L ERA: 2.45	(8, 1)	1.0		3	0	0	0	2	0	0	0	0	0	0	7	7	0.00	0.000

PITCHER	IP	WLS	BF	H	R	ER	SO	BB	IBB	HBP	BLK	WP	HR	S	P	ERA	WHIP

Batter	1	2	3	4	5	6	7	8	9	AB	R	H	RBI	BB	SO	LOB
Bill Doran, S (1, 4) OBP: 0.393, SLG: 0.323	L6		F8		K		SF8 3-H		K	4	0	0	1	0	2	2
Billy Hatcher, R (1, 7) OBP: 0.242, SLG: 0.219	F9		F9			2B 1B	P5		F7	5	1	1	0	0	0	3
Phil Garner, R (1, 5) OBP: 0.381, SLG: 0.661	1B		K			F2		1-3	1-2 2-3 1B	5	0	2	0	0	1	1
Glenn Davis, R (1, 3) OBP: 0.260, SLG: 0.448	F8			5-3		F9 1-H 2B		K	F9	5	0	1	1	0	1	4
Kevin Bass, S (1, 9) OBP: 0.313, SLG: 0.385		5-3		F8		F9 2-3		1B 1B		4	0	1	0	0	0	1
Dickie Thon, R (1, 6) OBP: 0.323, SLG: 0.327		E 1B		BB		F9		1-2 1B		2	0	1	0	1	0	1
Jose Cruz, L (8, PH) OBP: 0.241, SLG: 0.216										1	0	1	0	0	0	0
Craig Reynolds, L (8, 6) OBP: 0.362, SLG: 0.523										0	0	0	0	0	0	0
Mark Bailey, S (1, 2) OBP: 0.220, SLG: 0.167		E9 1-2		L4			4-0 1B SF8 BB	L4		3	1	0	0	1	0	4
Tony Walker, R (1, 8) OBP: 0.290, SLG: 0.296		F8			5-3		P4		1B 1B 1B	3	0	0	0	0	0	3
Denny Walling, L (9, PH) OBP: 0.321, SLG: 0.373										1	0	1	0	0	0	0
Nolan Ryan, R (1, 1) OBP: 0.222, SLG: 0.222		K			F8		1-3 1B		1B 1-2 1B	2	0	0	0	0	1	2
Jeff Calhoun, L (6, 1)										0	0	0	0	0	0	0
Jim Pankovits, R (7, PH) OBP: 0.500, SLG: 0.429										1	0	1	0	0	0	0
Frank DiPino, L (7, 1)										0	0	0	0	0	0	0
Terry Puhl, L (9, PH) OBP: 0.298, SLG: 0.289										1	0	1	0	0	0	0
Inning Stats	R: 0 E: 0 K: 0 S: 4 H: 1 LOB: 1 BB: 0 P: 4	R: 0 E: 1 K: 1 S: 7 H: 1 LOB: 2 BB: 0 P: 7	R: 0 E: 0 K: 1 S: 5 H: 0 LOB: 0 BB: 0 P: 5	R: 0 E: 0 K: 0 S: 3 H: 0 LOB: 1 BB: 1 P: 7	R: 0 E: 0 K: 1 S: 5 H: 0 LOB: 0 BB: 0 P: 5	R: 1 E: 0 K: 0 S: 5 H: 2 LOB: 1 BB: 0 P: 5	R: 1 E: 0 K: 0 S: 4 H: 1 LOB: 1 BB: 1 P: 8	R: 0 E: 0 K: 1 S: 7 H: 2 LOB: 2 BB: 0 P: 7	R: 0 E: 0 K: 1 S: 8 H: 3 LOB: 3 BB: 0 P: 8	1B: 9 2B: 1 3B: 0 HR: 0	SF: 1 SAC: 0 DP: 0 HBP: 0						

TOP

Houston Astros @ New York Mets

Shea Stadium, Flushing, NY

Wed May 07 1986, 7:05 PM EDT

Att. 26,956 - Unknown

livebaseballscorecards.com

AB	37
R	2
H	10
RBI	2
BB	2
SO	5
LOB	21

WP: 0 PB: 0 SB: 0 CS: 0 PA: 40

PITCHER	IP	WLS	BF	H	R	ER	SO	BB	IBB	HBP	BLK	WP	HR	S	P	ERA	WHIP
Sid Fernandez, L (1, 1) ERA: 2.76	7.0	W	29	5	2	2	3	2	0	0	0	0	0	33	41	2.57	1.000
Roger McDowell, R (8, 1) ERA: 4.26	1.0		6	3	0	0	1	0	0	0	0	0	0	8	8	0.00	3.000
Jesse Orosco, L (9, 1) ERA:	1.0	S	5	2	0	0	1	0	0	0	0	0	0	7	7	0.00	2.000

PITCHER	IP	WLS	BF	H	R	ER	SO	BB	IBB	HBP	BLK	WP	HR	S	P	ERA	WHIP

Batter	1	2	3	4	5	6	7	8	9	AB	R	H	RBI	BB	SO	LOB
Lenny Dykstra, L (1, 8) OBP: 0.386, SLG: 0.425	SSS 0-3 ① K	x 0-0 ③ F7		x 0-0 2-H 2B		x 0-0 2-H ③ 1B				4	0	2	1	0	1	1
Howard Johnson, S (1, 6) OBP: 0.383, SLG: 0.476	x 0-0 BB 2B		SSS 0-3 ① K	x 0-0 ③ 3-1			H 1-0 1-3 HBP			3	0	1	0	0	1	1
Keith Hernandez, L (1, 3) OBP: 0.427, SLG: 0.477	BBBB 4-0 BB BB		x 0-0 HR 1B		x 0-0 ① L4		x 0-0 ① 1-3 1-2			3	1	1	0	1	0	1
Darryl Strawberry, L (1, 9) OBP: 0.390, SLG: 0.571	SSS 0-3 ② K		x 0-0 1-H HR		x 0-0 ② 3-1		SSS 0-3 ② K			4	1	1	2	0	2	3
Gary Carter, R (1, 2) OBP: 0.354, SLG: 0.407	BBBB 4-0 1-2 2-3 BB		x 0-0 ② 6-3		x 0-0 WP 1B		x 0-0 ③ 5-3			3	0	1	0	1	0	1
George Foster, R (1, 7) OBP: 0.353, SLG: 0.387	x 0-0 ③ F7		x 0-0 ③ 6-3		x 0-0 ③ L5 1-2			x 0-0 E6		4	0	0	0	0	0	4
Ray Knight, R (1, 5) OBP: 0.388, SLG: 0.648		x 0-0 ① F9		x 0-0 SH1-3 2B 1B		x 0-0 E5 B5-6-4 BB		x 0-0 ① F9		4	1	1	0	0	0	1
Tim Teufel, R (1, 4) OBP: 0.316, SLG: 0.375		x 0-0 ② F3		x 0-0 ① F8		BBBB 4-0 1-2 B5-6-4 1B BB		x 0-0 ② F8		3	0	0	0	1	0	2
Sid Fernandez, L (1, 1) OBP: 0.308, SLG: 0.250 Roger McDowell, R (8, 1) OBP: 0.250, SLG: 0.250 Jesse Orosco, R (9, 1)		x 0-0 E6		x 0-0 ② SH1-3 1-2		x 0-0 ① ② B5-6-4 1-2 2-3f		x 0-0 ③ 4-3		2 1 0	0 0 0	0 0 0	0 0 0	0 0 0	0 0 0	2 1 0
Inning Stats	R: 0 E: 0 K: 2 S: 8 H: 1 LOB: 3 BB: 2 P: 16	R: 0 E: 1 K: 0 S: 4 H: 0 LOB: 1 BB: 0 P: 4	R: 2 E: 0 K: 1 S: 7 H: 2 LOB: 0 BB: 0 P: 7	R: 1 E: 0 K: 0 S: 5 H: 2 LOB: 1 BB: 0 P: 5	R: 0 E: 0 K: 0 S: 4 H: 1 LOB: 1 BB: 0 P: 4	R: 0 E: 1 K: 0 S: 3 H: 1 LOB: 2 BB: 1 P: 7	R: 0 E: 0 K: 1 S: 5 H: 0 LOB: 1 BB: 0 P: 6	R: 0 E: 1 K: 0 S: 4 H: 0 LOB: 1 BB: 0 P: 4		1B: 4 2B: 2 3B: 0 HR: 1	SF: 0 SAC: 1 DP: 1 HBP: 1					

PITCHER	IP	WLS	BF	H	R	ER	SO	BB	IBB	HBP	BLK	WP	HR	S	P	ERA	WHIP
Nolan Ryan, R (1, 1) ERA: 5.32	5.0	L	24	6	3	3	3	2	0	0	0	1	1	28	36	5.40	1.600
Jeff Calhoun, L (6, 1) ERA: 2.08	1.0		4	1	0	0	0	1	0	0	0	0	0	3	7	0.00	2.000
Frank DiPino, L (7, 1) ERA: 2.13	2.0		8	0	0	0	1	0	0	1	0	0	0	9	10	0.00	0.000

PITCHER	IP	WLS	BF	H	R	ER	SO	BB	IBB	HBP	BLK	WP	HR	S	P	ERA	WHIP

BOTTOM

Houston Astros @ New York Mets

Shea Stadium, Flushing, NY

Wed May 07 1986, 7:05 PM EDT

Att. 26,956 - Unknown

livebaseballscorecards.com

AB	31
R	3
H	7
RBI	3
BB	3
SO	4
LOB	17

WP: 1	PA: 36		
PB: 0			
SB: 0			
CS: 0			

Cincinnati Reds @ New York Mets

Shea Stadium, Flushing, NY

Fri May 09 1986, 7:05 PM EDT

Att. 40,774 - Unknown

TOP

livebaseballscorecards.com

Batter	1	2	3	4	5	6	7	8	9	AB	R	H	RBI	BB	SO	LOB
Tracy Jones, R (1, 7) OBP: 0.341, SLG: 0.308	K		F8			5-3		6-3		4	0	0	0	0	1	1
Dave Concepcion, R (1, 6) OBP: 0.308, SLG: 0.361	CS 1B			1-3		WP 1B		1B		4	0	3	0	0	0	0
Dave Parker, L (1, 9) OBP: 0.298, SLG: 0.500	K			4-3		K 1-2		F8		4	0	0	0	0	2	3
Tony Perez, R (1, 3) OBP: 0.286, SLG: 0.118	CS 1-2	K		K		5-3			1-3	4	0	0	0	0	2	1
Buddy Bell, R (1, 5) OBP: 0.257, SLG: 0.258		K			F9 SF9 2B		K		5-3	4	1	1	0	0	2	0
Eric Davis, R (1, 8) Max Venable, L (9, PH) OBP: 0.333, SLG: 0.500		K			F9 2-3		K		4-3	3 1	0 0	0 0	0 0	0 0	2 0	1 0
Bo Diaz, R (1, 2) OBP: 0.354, SLG: 0.403			FC5-4 1B		BB		FC6-4 1B			2	0	2	0	1	0	0
Ron Oester, S (1, 4) OBP: 0.236, SLG: 0.265			FC5-4 SH1-4 1-2f		SF9 3-H		FC6-4 1-2f			2	0	0	1	0	0	2
Mario Soto, R (1, 1) OBP: 0.100, SLG: 0.100 Kurt Stillwell, S (8, PH) OBP: 0.273, SLG: 0.205 John Franco, L (8, 1)			SH1-4 1-2		5-3			K		1 1 0	0 0 0	0 0 0	0 0 0	0 1 0	0 0 0	1 0 0
Inning Stats	R: 0 E: 0 K: 2 S: 7 H: 1 LOB: 0 BB: 0 P: 7	R: 0 E: 0 K: 3 S: 9 H: 0 LOB: 0 BB: 0 P: 9	R: 0 E: 0 K: 0 S: 4 H: 1 LOB: 0 BB: 0 P: 4	R: 0 E: 0 K: 1 S: 5 H: 0 LOB: 0 BB: 0 P: 5	R: 1 E: 0 K: 0 S: 4 H: 1 LOB: 1 BB: 1 P: 8	R: 0 E: 0 K: 1 S: 6 H: 1 LOB: 1 BB: 0 P: 6	R: 0 E: 0 K: 2 S: 8 H: 1 LOB: 1 BB: 0 P: 8	R: 0 E: 0 K: 1 S: 6 H: 1 LOB: 1 BB: 0 P: 6	R: 0 E: 0 K: 0 S: 3 H: 0 LOB: 0 BB: 0 P: 3	1B: 5 2B: 1 3B: 0 HR: 0	SF: 1 SAC: 1 DP: 0 HBP: 0					

	AB	30
	R	1
	H	6
	RBI	1
	BB	1
	SO	10
	LOB	9

WP: 1 PB: 0 SB: 0 CS: 1 PA: 34

PITCHER		IP	WLS	BF	H	R	ER	SO	BB	IBB	HBP	BLK	WP	HR	S	P	ERA	WHIP
Bob Ojeda, L ERA: 1.49	(1, 1)	8.0	W	30	6	1	1	10	1	0	0	0	1	0	49	53	1.12	0.875
Roger McDowell, R ERA: 4.05	(9, 1)	1.0	S	3	0	0	0	0	0	0	0	0	0	0	3	3	0.00	0.000

PITCHER	IP	WLS	BF	H	R	ER	SO	BB	IBB	HBP	BLK	WP	HR	S	P	ERA	WHIP

Cincinnati Reds @ New York Mets

Shea Stadium, Flushing, NY

Fri May 09 1986, 7:05 PM EDT

Att. 40,774 - Unknown

livebaseballscorecards.com

BOTTOM

Batter	1	2	3	4	5	6	7	8	9	AB	R	H	RBI	BB	SO	LOB
Lenny Dykstra, L (1, 8) OBP: 0.379, SLG: 0.408	F7		6-3			BB 2B SF7 1-2		1-3		3	1	0	0	1	0	0
Howard Johnson, S (1, 6) OBP: 0.373, SLG: 0.478	P5			1-3		2B 1-3 2-H		K		4	0	1	1	0	1	0
Keith Hernandez, L (1, 3) OBP: 0.425, SLG: 0.467	F7			F8		IBB FC6-4 4-0				2	0	0	0	1	0	0
Darryl Strawberry, L (1, 9) OBP: 0.379, SLG: 0.558		F7		F9		SF7 3-H				2	0	0	1	0	0	0
Gary Carter, R (1, 2) OBP: 0.343, SLG: 0.393		P4			P4	FC6-4 1-2f				3	0	0	0	0	0	2
Danny Heep, L (1, 7) OBP: 0.387, SLG: 0.552					F8		3-1			3	0	1	0	0	0	0
Roger McDowell, R (9, 1) OBP: 0.250, SLG: 0.250		1B								0	0	0	0	0	0	0
Ray Knight, R (1, 5) OBP: 0.373, SLG: 0.622		K			F8		6-3			3	0	0	0	0	1	1
Tim Teufel, R (1, 4) OBP: 0.317, SLG: 0.373			F8			BB 2B 1B	6-3			3	1	1	0	0	0	0
Bob Ojeda, L (1, 1) OBP: 0.143, SLG: 0.143			4-3			F3		4-3		2	0	0	0	0	0	1
Mookie Wilson, S (8, PH) (9, 7)										1	0	0	0	0	0	0
Inning Stats	R: 0 E: 0 K: 0 S: 3 H: 0 LOB: 0 BB: 0 P: 3	R: 0 E: 0 K: 1 S: 6 H: 1 LOB: 1 BB: 0 P: 6	R: 0 E: 0 K: 0 S: 3 H: 0 LOB: 0 BB: 0 P: 3	R: 0 E: 0 K: 0 S: 3 H: 0 LOB: 0 BB: 0 P: 3	R: 0 E: 0 K: 0 S: 3 H: 0 LOB: 0 BB: 0 P: 3	R: 2 E: 0 K: 0 S: 5 H: 2 LOB: 2 BB: 2 P: 13	R: 0 E: 0 K: 0 S: 3 H: 0 LOB: 0 BB: 0 P: 3	R: 0 E: 0 K: 1 S: 5 H: 0 LOB: 0 BB: 0 P: 5		1B: 2 2B: 1 3B: 0 HR: 0 SF: 1 SAC: 0 DP: 0 HBP: 0				WP: 0 PB: 0 SB: 0 CS: 0 PA: 29		

PITCHER		IP	WLS	BF	H	R	ER	SO	BB	IBB	HBP	BLK	WP	HR	S	P	ERA	WHIP
Mario Soto, R ERA: 4.25	(1, 1)	7.0	L	26	3	2	2	1	1	1	0	0	0	0	26	34	2.57	0.571
John Franco, L ERA: 2.14	(8, 1)	1.0		3	0	0	0	1	0	0	0	0	0	0	5	5	0.00	0.000

PITCHER	IP	WLS	BF	H	R	ER	SO	BB	IBB	HBP	BLK	WP	HR	S	P	ERA	WHIP

Cincinnati Reds @ New York Mets

Shea Stadium, Flushing, NY

Sat May 10 1986, 3:33 AM EDT

Att. 45,303 - Unknown

TOP

livebaseballscorecards.com

Batter	1	2	3	4	5	6	7	8	9	AB	R	H	RBI	BB	SO	LOB
Eddie Milner, L (1, 8) OBP: 0.366, SLG: 0.361	F8		4-3			4-3		BB		3	0	0	0	1	0	0
Pete Rose, S (1, 3) OBP: 0.290, SLG: 0.167	FC6-4, BB		F8			F7		4-3		3	0	0	0	1	0	1
Max Venable, L (1, 7) OBP: 0.333, SLG: 0.471	FC6-4, BB, 1-2f			3-1			E1, F9, 6-3, 1B		6-3, BB	3	1	1	0	0	0	1
Tracy Jones, R (9, PH) OBP: 0.356, SLG: 0.308										0	0	0	0	1	0	0
Dave Parker, L (1, 9) OBP: 0.296, SLG: 0.485	1-2, BB			5-3			F9, 2-3		K	3	0	0	0	1	1	2
Dave Concepcion, R (1, 6) OBP: 0.295, SLG: 0.345	F9			F8			6-3, 3-H		6-3, 1-2	4	0	0	1	0	0	3
Buddy Bell, R (1, 5) OBP: 0.269, SLG: 0.271		5-3			G1-6-3, 1B		FC6-4, 1B		F7	4	0	2	0	0	0	1
Bo Diaz, R (1, 2) OBP: 0.341, SLG: 0.387		K			G1-6-3, 1-2f		FC6-4, 1-2f			3	0	0	0	0	1	2
Ron Oester, S (1, 4) OBP: 0.228, SLG: 0.256		1-3			K			4-3		3	0	0	0	0	1	0
Tom Browning, L (1, 1) OBP: 0.083, SLG: 0.083			K			F7		K		2	0	0	0	0	1	0
Kal Daniels, L (8, PH) OBP: 0.373, SLG: 0.511										1	0	0	0	0	1	0
Joe Price, R (8, 1)										0	0	0	0	0	0	0
Ron Robinson, R (8, 1)										0	0	0	0	0	0	0
Inning Stats	R: 0 E: 0 K: 0 S: 3 H: 0 LOB: 2 BB: 2 P: 11	R: 0 E: 0 K: 1 S: 5 H: 0 LOB: 0 BB: 0 P: 5	R: 0 E: 0 K: 1 S: 5 H: 0 LOB: 0 BB: 0 P: 5	R: 0 E: 0 K: 0 S: 3 H: 0 LOB: 0 BB: 0 P: 3	R: 0 E: 0 K: 1 S: 5 H: 1 LOB: 0 BB: 0 P: 5	R: 0 E: 0 K: 0 S: 3 H: 0 LOB: 0 BB: 0 P: 3	R: 1 E: 1 K: 0 S: 5 H: 2 LOB: 1 BB: 0 P: 5	R: 0 E: 0 K: 1 S: 5 H: 0 LOB: 1 BB: 1 P: 9	R: 0 E: 0 K: 1 S: 5 H: 0 LOB: 1 BB: 1 P: 9	1B: 3 2B: 0 3B: 0 HR: 0 SF: 0 SAC: 0 DP: 1 HBP: 0	WP: 0 PB: 0 SB: 0 CS: 0	PA: 33				

	AB	29
	R	1
	H	3
	RBI	1
	BB	4
	SO	5
	LOB	10

PITCHER		IP	WLS	BF	H	R	ER	SO	BB	IBB	HBP	BLK	WP	HR	S	P	ERA	WHIP
Ron Darling, R ERA: 4.41	(1, 1)	8.0	W	29	3	1	0	4	3	0	0	0	0	0	34	46	0.00	0.750
Jesse Orosco, L ERA:	(9, 1)	1.0		4	0	0	0	1	1	0	0	0	0	0	5	9	0.00	1.000

PITCHER		IP	WLS	BF	H	R	ER	SO	BB	IBB	HBP	BLK	WP	HR	S	P	ERA	WHIP

Cincinnati Reds @ New York Mets

Shea Stadium, Flushing, NY

Sat May 10 1986, 3:33 AM EDT

Att. 45,303 - Unknown

BOTTOM

livebaseballscorecards.com

Batter	1	2	3	4	5	6	7	8	9	AB	R	H	RBI	BB	SO	LOB
Mookie Wilson, S (1, 8) (9, 7) OBP: 0.333, SLG: 0.600	G3		3B		1-3		K	BB 1-2 2-3 3-H		4	0	1	1	1	1	0
Kevin Mitchell, R (1, 6) OBP: 0.316, SLG: 0.486	F7		K		1B 2B		6-3	K		5	1	1	0	0	2	4
Keith Hernandez, L (1, 3) OBP: 0.436, SLG: 0.479	1B		F7		2-H 1B			HR 1B		4	1	3	1	0	0	1
Gary Carter, R (1, 2) OBP: 0.340, SLG: 0.420	4-3		K		F7			1-H HR		4	1	1	2	0	1	3
Darryl Strawberry, L (1, 9) OBP: 0.364, SLG: 0.533		F8		K	F7			K		4	0	0	0	0	2	1
George Foster, R (1, 7) OBP: 0.347, SLG: 0.424		F8		HR		F2		E6 BB 1B BB		4	1	1	1	0	0	0
Lenny Dykstra, L (8, PR) OBP: 0.379, SLG: 0.408 (9, 8)										0	1	0	0	0	0	0
Ray Knight, R (1, 5) OBP: 0.368, SLG: 0.615		2B		F7		F9		P6		4	0	1	0	0	0	1
Tim Teufel, R (1, 4) OBP: 0.344, SLG: 0.377		IBB		BB		F9		BB BB 1-2 1B		2	0	1	0	2	0	0
Ron Darling, R (1, 1) OBP: 0.125, SLG: 0.067		F9		4-3			K	BB 1-2 2-3		3	0	0	0	0	1	3
Howard Johnson, S (8, PH) OBP: 0.385, SLG: 0.478										0	0	0	0	1	0	0
Jesse Orosco, R (9, 1)										0	0	0	0	0	0	0
Inning Stats	R: 0 E: 0 K: 0 S: 4 H: 1 LOB: 1 BB: 0 P: 4	R: 0 E: 0 K: 0 S: 4 H: 1 LOB: 2 BB: 1 P: 8	R: 0 E: 0 K: 2 S: 8 H: 1 LOB: 1 BB: 0 P: 8	R: 1 E: 0 K: 1 S: 6 H: 1 LOB: 1 BB: 1 P: 10	R: 1 E: 0 K: 0 S: 5 H: 2 LOB: 1 BB: 0 P: 5	R: 0 E: 0 K: 0 S: 3 H: 0 LOB: 0 BB: 0 P: 3	R: 0 E: 0 K: 2 S: 7 H: 0 LOB: 0 BB: 0 P: 7	R: 3 E: 1 K: 2 S: 11 H: 3 LOB: 3 BB: 2 P: 19		1B: 4 2B: 2 3B: 1 HR: 2 SF: 0 SAC: 0 DP: 0 HBP: 0						

	AB	34
	R	5
	H	9
	RBI	5
	BB	4
	SO	7
	LOB	13

WP: 0 PB: 0 SB: 0 CS: 0 PA: 38

PITCHER		IP	WLS	BF	H	R	ER	SO	BB	IBB	HBP	BLK	WP	HR	S	P	ERA	WHIP
Tom Browning, L ERA: 4.66	(1, 1)	7.0	L	29	6	2	2	5	1	1	0	0	0	1	37	45	2.57	1.000
Joe Price, L ERA: 3.18	(8, 1)	0.2		7	3	3	2	1	1	0	0	0	0	1	8	12	27.00	6.000
Ron Robinson, R ERA: 2.05	(8, 1)	0.1		2	0	0	0	1	1	0	0	0	0	0	3	7	0.00	3.000

PITCHER	IP	WLS	BF	H	R	ER	SO	BB	IBB	HBP	BLK	WP	HR	S	P	ERA	WHIP

Batter	1	2	3	4	5	6	7	8	9	AB	R	H	RBI	BB	SO	LOB
Eddie Milner, L (1, 8) OBP: 0.391, SLG: 0.359	F8 1B 1B	BBB 1B 1B BB		1-3		BBB BB			SSS K	3	1	1	0	2	1	1
Pete Rose, S (1, 3) OBP: 0.306, SLG: 0.207	1-2 1B	1-H 2-H 3-H 1B			4-3	SSS K			4-3	5	0	2	3	0	1	3
Max Venable, L (1, 7) OBP: 0.261, SLG: 0.364	F8 2-3	4-3			F8		3-1		4-3	5	0	0	0	0	0	3
Dave Parker, L (1, 9) OBP: 0.304, SLG: 0.486	SSS K		G6-4-3 1B		1B		1-3			4	0	2	0	0	1	2
Dave Concepcion, R (1, 6) OBP: 0.283, SLG: 0.330	SSS K		G6-4-3 1-2f		L4		6-3			4	0	0	0	0	1	4
Buddy Bell, R (1, 5) OBP: 0.280, SLG: 0.264		F9	L6			H SH1-4 BB HBP		BBB 4-3 BB		2	0	0	0	1	0	0
Bo Diaz, R (1, 2) OBP: 0.348, SLG: 0.405		1B 1B 1B		1-3 2B		F9		F7		4	1	2	0	0	0	2
Ron Oester, S (1, 4) OBP: 0.240, SLG: 0.258		1-3 1B 1B		SSS K		BBB SH1-4 1-2 BB		1-2 4-3		3	1	1	0	1	1	2
Bill Gullickson, R (1, 1) OBP: 0.167, SLG: 0.167		4-3		1-3 2-3		SH1-4 1-2 2-3		4-3		2	0	0	0	0	0	3
Joe Price, R (6, 1)										0	0	0	0	0	0	0
Ron Robinson, R (6, 1)										0	0	0	0	0	0	0
Kal Daniels, L (8, PH) OBP: 0.365, SLG: 0.500										1	0	0	0	0	0	1
John Franco, L (8, 1)										0	0	0	0	0	0	0
Inning Stats	R: 0 E: 0 K: 2 S: 9 H: 2 LOB: 2 BB: 0 P: 9	R: 3 E: 0 K: 0 S: 6 H: 3 LOB: 1 BB: 1 P: 10	R: 0 E: 0 K: 0 S: 3 H: 1 LOB: 0 BB: 0 P: 3	R: 0 E: 0 K: 1 S: 6 H: 1 LOB: 1 BB: 0 P: 6	R: 0 E: 0 K: 0 S: 4 H: 1 LOB: 1 BB: 0 P: 4	R: 0 E: 0 K: 1 S: 5 H: 0 LOB: 3 BB: 2 P: 14	R: 0 E: 0 K: 0 S: 3 H: 0 LOB: 0 BB: 0 P: 3	R: 0 E: 0 K: 0 S: 3 H: 0 LOB: 1 BB: 1 P: 7	R: 0 E: 0 K: 1 S: 5 H: 0 LOB: 0 BB: 0 P: 5	1B: 7 2B: 1 3B: 0 HR: 0 SF: 0 SAC: 1 DP: 1 HBP: 1				WP: 0 PB: 0 SB: 0 CS: 0	PA: 39	

PITCHER		IP	WLS	BF	H	R	ER	SO	BB	IBB	HBP	BLK	WP	HR	S	P	ERA	WHIP
Dwight Gooden, R ERA: 1.42	(1, 1)	5.0	L	23	8	3	3	3	1	0	0	0	0	0	28	32	5.40	1.800
Rick Aguilera, R ERA: 7.88	(6, 1)	0.2		5	0	0	0	0	2	0	1	0	0	0	2	11	0.00	3.000
Randy Niemann, L ERA: 6.0	(6, 1)	1.1		4	0	0	0	1	0	0	0	0	0	0	6	6	0.00	0.000
Roger McDowell, R ERA: 3.68	(8, 1)	2.0		7	0	0	0	1	1	0	0	0	0	0	8	12	0.00	0.500

PITCHER	IP	WLS	BF	H	R	ER	SO	BB	IBB	HBP	BLK	WP	HR	S	P	ERA	WHIP

TOP

Cincinnati Reds @ New York Mets

Shea Stadium, Flushing, NY

Sun May 11 1986, 3:33 AM EDT

Att. 44,236 - Unknown

livebaseballscorecards.com

AB	33
R	3
H	8
RBI	3
BB	4
SO	5
LOB	21

Batter	1	2	3	4	5	6	7	8	9	AB	R	H	RBI	BB	SO	LOB
Lenny Dykstra, L (1, 8) OBP: 0.374, SLG: 0.392	4-3			BB L5-4	F7		F9			3	0	0	0	1	0	3
Howard Johnson, S (1, 6) OBP: 0.393, SLG: 0.458	F8			BB 1-2		BB 2B SF8		K		2	1	0	0	2	1	0
Keith Hernandez, L (1, 3) OBP: 0.430, SLG: 0.480	6-3			L5-4 2-3		2B 1-3		4-3		4	0	1	0	0	0	2
Darryl Strawberry, L (1, 9) OBP: 0.360, SLG: 0.522		K		F7		SF8 3-H		HBP BB		2	0	0	1	0	1	1
Gary Carter, R (1, 2) OBP: 0.345, SLG: 0.418		F7			1B 1B	K		BB 1-2		3	1	1	0	1	1	1
George Foster, R (1, 7) OBP: 0.329, SLG: 0.400		F5			F9	K		K		4	0	0	0	0	2	4
Ray Knight, R (1, 5) OBP: 0.363, SLG: 0.598			G3		1B 1-2		5-3		6-3	4	0	1	0	0	0	0
Tim Teufel, R (1, 4) OBP: 0.324, SLG: 0.351			6-3		P6		K		5-3	4	0	0	0	0	1	2
Dwight Gooden, R (1, 1) OBP: 0.222, SLG: 0.333			5-3		1B 1-3 2-H		1B		K	1	0	0	0	0	0	0
Danny Heep, L (5, PH) OBP: 0.406, SLG: 0.567										1	0	1	1	0	0	0
Rick Aguilera, R (6, 1)										0	0	0	0	0	0	0
Randy Niemann, L (6, 1)										0	0	0	0	0	0	0
Mookie Wilson, S (7, PH) OBP: 0.429, SLG: 0.667										1	0	1	0	0	0	0
Roger McDowell, R (8, 1) OBP: 0.250, SLG: 0.250										0	0	0	0	0	0	0
Kevin Mitchell, R (9, PH) OBP: 0.308, SLG: 0.474										1	0	0	0	0	1	0
Inning Stats	R: 0 E: 0 K: 0 S: 3 H: 0 LOB: 0 BB: 0 P: 3	R: 0 E: 0 K: 1 S: 5 H: 0 LOB: 0 BB: 0 P: 5	R: 0 E: 0 K: 0 S: 3 H: 0 LOB: 0 BB: 0 P: 3	R: 0 E: 0 K: 0 S: 2 H: 0 LOB: 1 BB: 2 P: 10	R: 1 E: 0 K: 0 S: 6 H: 3 LOB: 2 BB: 0 P: 6	R: 1 E: 0 K: 2 S: 8 H: 1 LOB: 1 BB: 1 P: 12	R: 0 E: 0 K: 1 S: 6 H: 1 LOB: 1 BB: 0 P: 6	R: 0 E: 0 K: 2 S: 7 H: 0 LOB: 2 BB: 1 P: 12	R: 0 E: 0 K: 1 S: 5 H: 0 LOB: 0 BB: 0 P: 5	1B: 4 2B: 2 3B: 0 HR: 0 SF: 1 SAC: 0 DP: 1 HBP: 1						

PITCHER		IP	WLS	BF	H	R	ER	SO	BB	IBB	HBP	BLK	WP	HR	S	P	ERA	WHIP
Bill Gullickson, R ERA: 3.29	(1, 1)	5.0	W	21	4	2	2	1	3	0	0	0	0	0	20	32	3.60	1.400
Joe Price, L ERA: 3.09	(6, 1)	0.1		1	0	0	0	0	0	0	0	0	0	0	1	1	0.00	0.000
Ron Robinson, R ERA: 1.9	(6, 1)	1.2		6	1	0	0	3	0	0	0	0	0	0	12	12	0.00	0.600
John Franco, L ERA: 1.96	(8, 1)	2.0	S	8	0	0	0	3	1	0	1	0	0	0	12	17	0.00	0.500

PITCHER	IP	WLS	BF	H	R	ER	SO	BB	IBB	HBP	BLK	WP	HR	S	P	ERA	WHIP

Cincinnati Reds @ New York Mets

Shea Stadium, Flushing, NY

Sun May 11 1986, 3:33 AM EDT

Att. 44,236 - Unknown

BOTTOM

livebaseballscorecards.com

AB	30
R	2
H	5
RBI	2
BB	4
SO	7
LOB	13

WP: 0	PB: 0	SB: 0	CS: 0
PA: 36			

Batter	1	2	3	4	5	6	7	8	9	AB	R	H	RBI	BB	SO	LOB
Bill Sample, R (1, 9) (9, 7) OBP: 0.317, SLG: 0.359	F9		E7 1B		K			FC6-4 FC4 1-2f		4	0	1	0	0	1	1
Rafael Ramirez, R (1, 5) OBP: 0.289, SLG: 0.375	K		K			F8		FC4 S 1-2f		4	0	0	0	0	2	2
Dale Murphy, R (1, 8) OBP: 0.403, SLG: 0.606	K		K			2B		BB 1-2		3	0	1	0	1	2	1
Bob Horner, R (1, 3) OBP: 0.299, SLG: 0.422		BB 1B		F8		5-3		K		4	0	1	0	0	1	3
Terry Harper, R (1, 7) OBP: 0.313, SLG: 0.319		BB 1-2		5-3		K			K	2	0	0	0	1	1	1
Claudell Washington, L (9, PH) (9, 9) OBP: 0.303, SLG: 0.467										1	0	0	0	0	1	0
Andres Thomas, R (1, 6) OBP: 0.391, SLG: 0.523		P4		1B			6-3		K	4	0	1	0	0	1	2
Ozzie Virgil, R (1, 2) OBP: 0.253, SLG: 0.333		F8		F8			K		BB	3	0	0	0	1	1	3
Glenn Hubbard, R (1, 4) OBP: 0.339, SLG: 0.370		K			F8		F8		F9	4	0	0	0	0	1	3
Rick Mahler, R (1, 1) OBP: 0.286, SLG: 0.300			K		K			BB FC6-4		2	0	0	0	0	2	0
Paul Assenmacher, L (7, 1)										0	0	0	0	1	0	0

TOP

Atlanta Braves @ New York Mets

Shea Stadium, Flushing, NY

Mon May 12 1986, 7:05 PM EDT

Att. 25,906 - Unknown

livebaseballscorecards.com

AB	31
R	0
H	4
RBI	0
BB	4
SO	13
LOB	16

Inning Stats	1	2	3	4	5	6	7	8	9
	R: 0 E: 0 K: 2 S: 7	H: 0 LOB: 0 BB: 0 P: 7	R: 0 E: 0 K: 1 S: 6	H: 1 LOB: 2 BB: 1 P: 10	R: 0 E: 1 K: 3 S: 10	H: 1 LOB: 1 BB: 0 P: 10	R: 0 E: 0 K: 0 S: 4	H: 1 LOB: 1 BB: 0 P: 4	R: 0 E: 0 K: 2 S: 7	H: 0 LOB: 0 BB: 0 P: 7	R: 0 E: 0 K: 1 S: 6	H: 1 LOB: 1 BB: 0 P: 6	R: 0 E: 0 K: 1 S: 5	H: 0 LOB: 0 BB: 0 P: 5	R: 0 E: 0 K: 1 S: 5	H: 0 LOB: 2 BB: 2 P: 13	R: 0 E: 0 K: 2 S: 7	H: 0 LOB: 1 BB: 1 P: 11

1B: 3	SF: 0	WP: 0
2B: 1	SAC: 0	PA: 35
3B: 0	DP: 0	PB: 0
HR: 0	HBP: 0	SB: 1
		CS: 0

PITCHER		IP	WLS	BF	H	R	ER	SO	BB	IBB	HBP	BLK	WP	HR	S	P	ERA	WHIP
Sid Fernandez, L ERA: 2.27	(1, 1)	7.0		26	4	0	0	10	1	0	0	0	0	0	45	49	0.00	0.714
Roger McDowell, R ERA: 3.38	(8, 1)	2.0	W	9	0	0	0	3	3	0	0	0	0	0	12	24	0.00	1.500

PITCHER	IP	WLS	BF	H	R	ER	SO	BB	IBB	HBP	BLK	WP	HR	S	P	ERA	WHIP

Batter	1	2	3	4	5	6	7	8	9	AB	R	H	RBI	BB	SO	LOB
Lenny Dykstra, L (1, 8) OBP: 0.372, SLG: 0.390	E4 1B		CS 1B			K	FC5-2 1-2 2-3 3-Hf			3	0	1	0	0	1	0
Kevin Mitchell, R (7, PH) OBP: 0.300, SLG: 0.462										1	0	0	0	0	0	3
Roger McDowell, R (8, 1) OBP: 0.250, SLG: 0.250										0	0	0	0	0	0	0
Howard Johnson, S (1, 6) OBP: 0.400, SLG: 0.462	6-3 1-3 1B		K			FC6-4 BB 1B	K			4	0	2	0	0	2	4
Keith Hernandez, L (1, 3) OBP: 0.432, SLG: 0.470	6-3 2-3		F9 1-2			FC6-4 1-2 BB		BB		2	0	0	0	2	0	2
Darryl Strawberry, L (1, 9) OBP: 0.357, SLG: 0.510	K			FC1-4 1B		FC6-4 1-2f 2-3		P5		4	0	1	0	0	1	4
Gary Carter, R (1, 2) OBP: 0.333, SLG: 0.400		F8		FC1-4 G5-4-3 1-2f		P6		K		4	0	0	0	0	1	4
George Foster, R (1, 7) OBP: 0.325, SLG: 0.384		BB 1B		G5-4-3 1-2f			F9	L1		3	0	0	0	1	0	2
Ray Knight, R (1, 5) OBP: 0.368, SLG: 0.605		F9	6-3				1B FC5-2 1B	1B 2B		4	1	2	0	0	0	1
Tim Teufel, R (1, 4) OBP: 0.347, SLG: 0.377		1-2 1B	4-3				FC5-2 BB 1-3 1B	2-H 1B		4	0	3	1	0	0	0
Sid Fernandez, L (1, 1) OBP: 0.267, SLG: 0.214		1-3	K				FC5-2 1-2 BB			2	0	0	0	0	1	2
Mookie Wilson, S (7, PH) OBP: 0.500, SLG: 0.667 (8, 8)										0	0	0	0	1	0	0
Inning Stats	R: 0 H: 1 E: 1 LOB: 1 K: 1 BB: 0 S: 6 P: 6	R: 0 H: 1 E: 0 LOB: 2 K: 0 BB: 1 S: 4 P: 8	R: 0 H: 1 E: 0 LOB: 0 K: 1 BB: 0 S: 5 P: 5	R: 0 H: 1 E: 0 LOB: 0 K: 0 BB: 0 S: 3 P: 3	R: 0 H: 0 E: 0 LOB: 0 K: 1 BB: 0 S: 5 P: 5	R: 0 H: 1 E: 0 LOB: 2 K: 1 BB: 1 S: 6 P: 10	R: 0 H: 2 E: 0 LOB: 3 K: 1 BB: 1 S: 7 P: 11	R: 0 H: 0 E: 0 LOB: 1 K: 1 BB: 1 S: 5 P: 9	R: 1 H: 2 E: 0 LOB: 1 K: 0 BB: 0 S: 2 P: 2	1B: 8 SF: 0 2B: 1 SAC: 0 3B: 0 DP: 1 HR: 0 HBP: 0						

PITCHER		IP	WLS	BF	H	R	ER	SO	BB	IBB	HBP	BLK	WP	HR	S	P	ERA	WHIP
Rick Mahler, R ERA: 4.93	(1, 1)	6.1		27	7	0	0	4	3	0	0	0	0	0	32	44	0.00	1.579
Paul Assenmacher, L ERA: 2.2	(7, 1)	1.2	L	8	2	1	1	2	1	0	0	0	0	0	11	15	5.40	1.800

PITCHER	IP	WLS	BF	H	R	ER	SO	BB	IBB	HBP	BLK	WP	HR	S	P	ERA	WHIP

BOTTOM

Atlanta Braves @ New York Mets

Shea Stadium, Flushing, NY

Mon May 12 1986, 7:05 PM EDT

Att. 25,906 - Unknown

livebaseballscorecards.com

AB	31
R	1
H	9
RBI	1
BB	4
SO	6
LOB	22

Atlanta Braves @ New York Mets

Shea Stadium, Flushing, NY

Tue May 13 1986, 7:05 PM EDT

Att. 29,052 - Unknown

TOP

livebaseballscorecards.com

Batter	1	2	3	4	5	6	7	8	9	AB	R	H	RBI	BB	SO	LOB
Claudell Washington, L (1, 9) OBP: 0.317, SLG: 0.516	E3 6-3 G3		1B S		4-3 ①		HR 2-H		2B 3-H	5	1	3	3	0	0	0
Omar Moreno, L (1, 7) OBP: 0.300, SLG: 0.444	G3 ① 1-2		K ③ S S S 1-2		1-3 ②		1B 2B		5-3 ②	4	1	1	0	0	1	2
Terry Harper, R (9, PH) OBP: 0.310, SLG: 0.316										1	0	0	0	0	0	1
Terry Harper, R (9, 7)																
Dale Murphy, R (1, 8) OBP: 0.395, SLG: 0.588	6-3 ② 2-3			K WP S 1B S S S	5-3 ③		1B 2-H		1-3 ③	5	1	1	1	0	1	2
Bob Horner, R (1, 3) OBP: 0.289, SLG: 0.406	F9 ③			F9 ① x		K ① S S S	K ③ S S S			4	0	0	0	0	2	3
Ken Oberkfell, L (1, 5) OBP: 0.408, SLG: 0.360		F8 ① x		FC4-6 BB 1B 1-3 B B B B		G3 ② x		F7 ① x		3	1	0	0	1	0	0
Rafael Ramirez, R (1, 6) OBP: 0.288, SLG: 0.371		6-3 ② x		FC4-6 1B x 1-3 3-H		K ③ S S S		F2 ② x		4	0	1	1	0	1	0
Bruce Benedict, R (1, 2) OBP: 0.412, SLG: 0.357		K ③ S S S		FC4-6 ② x 1-2f 3-H			BB BLK SH1-4 HR B B B B	K ③ S S S		2	0	0	1	0	1	1
Chris Chambliss, L (7, PH) OBP: 0.593, SLG: 0.636										0	1	0	0	1	0	0
Bruce Sutter, R (7, 1)										1	0	0	0	0	1	0
Glenn Hubbard, R (1, 4) OBP: 0.348, SLG: 0.389			K ① S S S	1B x 1-2			SH1-4 ① x 1-2		2B SH1-3 x	3	1	2	0	0	1	0
Joe Johnson, R (1, 1) OBP: 0.286, SLG: 0.231		K ② S S S		K ③ S S S			K ② S S S		SH1-3 ① x 2-3	2	0	0	0	0	2	2
Ozzie Virgil, R (7, PH) OBP: 0.250, SLG: 0.329										1	0	0	0	0	1	1
Ozzie Virgil, R (7, 2)																

	AB	35
	R	6
	H	8
	RBI	6
	BB	2
	SO	11
	LOB	12

Inning Stats	1	2	3	4	5	6	7	8	9	1B: 4 SF: 0	WP: 2 PA: 39
	R: 0 H: 0 E: 1 LOB: 1 K: 0 BB: 0 S: 4 P: 4	R: 0 H: 0 E: 0 LOB: 0 K: 1 BB: 0 S: 5 P: 5	R: 0 H: 1 E: 0 LOB: 1 K: 3 BB: 0 S: 10 P: 10	R: 2 H: 2 E: 0 LOB: 2 K: 2 BB: 1 S: 10 P: 14	R: 0 H: 0 E: 0 LOB: 0 K: 0 BB: 0 S: 3 P: 3	R: 0 H: 0 E: 0 LOB: 0 K: 2 BB: 0 S: 7 P: 7	R: 3 H: 3 E: 0 LOB: 1 K: 2 BB: 1 S: 10 P: 14	R: 0 H: 0 E: 0 LOB: 0 K: 1 BB: 0 S: 5 P: 5	R: 1 H: 2 E: 0 LOB: 1 K: 0 BB: 0 S: 5 P: 5	2B: 3 SAC: 2 3B: 0 DP: 0 HR: 1 HBP: 0	PB: 0 SB: 2 CS: 0

PITCHER		IP	WLS	BF	H	R	ER	SO	BB	IBB	HBP	BLK	WP	HR	S	P	ERA	WHIP
Bruce Berenyi, R ERA: 3.48	(1, 1)	5.0		21	3	2	2	6	1	0	0	0	2	0	32	36	3.60	0.800
Rick Aguilera, R ERA: 8.38	(6, 1)	3.1	L	15	4	4	4	5	1	0	0	1	0	1	24	28	10.80	1.500
Randy Niemann, L ERA: 6.0	(9, 1)	0.0		1	1	0	0	0	0	0	0	0	0	0	1	1	∞	∞
Terry Leach, R ERA:	(9, 1)	0.2		2	0	0	0	0	0	0	0	0	0	0	2	2	0.00	0.000

PITCHER	IP	WLS	BF	H	R	ER	SO	BB	IBB	HBP	BLK	WP	HR	S	P	ERA	WHIP

Batter	1	2	3	4	5	6	7	8	9	AB	R	H	RBI	BB	SO	LOB
Lenny Dykstra, L (1, 8) OBP: 0.374, SLG: 0.395	L9		L9		1B 2B		4-3		BB G3	4	1	1	0	1	0	0
Mookie Wilson, S (1, 7) OBP: 0.385, SLG: 0.400	BB CS		K		1-3		K		G3 1-2	4	0	0	0	1	2	2
Keith Hernandez, L (1, 3) OBP: 0.439, SLG: 0.471	BB 1-2			2B 1B	F8 2-H 1B		6-3		4-3	4	1	2	1	1	0	1
Darryl Strawberry, L (1, 9) OBP: 0.353, SLG: 0.500	F4			K	F8 2-3			2B G5-2-3 1B		4	0	1	0	0	1	3
Gary Carter, R (1, 2) OBP: 0.331, SLG: 0.404		2B		F9	F4			K		4	0	1	0	0	1	3
Ray Knight, R (1, 5) OBP: 0.374, SLG: 0.611		L3		2B 1-2 1B		F9		1-3 2B		4	1	2	0	0	0	1
Howard Johnson, S (1, 6) OBP: 0.391, SLG: 0.464		F7		2B 1-H 2-H		K		FC		4	0	1	2	0	1	3
Tim Teufel, R (1, 4) OBP: 0.355, SLG: 0.365		5-3		BB		BB FC5-4		G5-2-3 3-Hf		2	0	0	0	2	0	4
Bruce Berenyi, R (1, 1)			1-3	1-3		FC5-4 1-2f			K	2	0	0	0	0	0	2
Rick Aguilera, R (6, 1)										1	0	0	0	0	0	1
Randy Niemann, L (9, 1)										0	0	0	0	0	0	0
Terry Leach, R (9, 1)										0	0	0	0	0	0	0
Rafael Santana, R (9, 4) OBP: 0.206, SLG: 0.175										1	0	0	0	0	1	0
Inning Stats	R: 0 E: 0 K: 0 S: 2 H: 0 LOB: 1 BB: 2 P: 10	R: 0 E: 0 K: 0 S: 4 H: 1 LOB: 1 BB: 0 P: 4	R: 0 E: 0 K: 1 S: 5 H: 0 LOB: 0 BB: 0 P: 5	R: 2 E: 0 K: 1 S: 8 H: 3 LOB: 2 BB: 1 P: 12	R: 1 E: 0 K: 0 S: 5 H: 2 LOB: 1 BB: 0 P: 5	R: 0 E: 0 K: 1 S: 5 H: 0 LOB: 1 BB: 1 P: 9	R: 0 E: 0 K: 1 S: 5 H: 0 LOB: 0 BB: 0 P: 5	R: 0 E: 0 K: 1 S: 7 H: 2 LOB: 2 BB: 0 P: 7	R: 0 E: 0 K: 1 S: 5 H: 0 LOB: 1 BB: 1 P: 9	1B: 4 2B: 4 3B: 0 HR: 0 SF: 0 SAC: 0 DP: 1 HBP: 0							

PITCHER	IP	WLS	BF	H	R	ER	SO	BB	IBB	HBP	BLK	WP	HR	S	P	ERA	WHIP
Joe Johnson, R (1, 1) ERA: 4.83	6.0	W	27	6	3	3	3	4	0	0	0	0	0	29	45	4.50	1.667
Bruce Sutter, R (7, 1) ERA: 2.51	3.0	S	12	2	0	0	3	1	0	0	0	0	0	17	21	0.00	1.000

PITCHER	IP	WLS	BF	H	R	ER	SO	BB	IBB	HBP	BLK	WP	HR	S	P	ERA	WHIP

BOTTOM

Atlanta Braves @ New York Mets

Shea Stadium, Flushing, NY

Tue May 13 1986, 7:05 PM EDT

Att. 29,052 - Unknown

livebaseballscorecards.com

AB	34
R	3
H	8
RBI	3
BB	5
SO	6
LOB	20

WP: 0 PB: 0 SB: 0 CS: 1 PA: 39

Batter	1	2	3	4	5	6	7	8	9	AB	R	H	RBI	BB	SO	LOB
Mookie Wilson, S (1, 8) OBP: 0.294, SLG: 0.286	4-3		F8			F9		6-3 2-3		4	0	0	0	0	0	1
Kevin Mitchell, R (1, 6) (7, 5) OBP: 0.295, SLG: 0.465	F4		6-3			6-3		3-H 2B		4	0	1	1	0	0	0
Keith Hernandez, L (1, 3) OBP: 0.433, SLG: 0.463	BB 1B			F8		F7		K		4	0	1	0	0	1	1
Gary Carter, R (1, 2) OBP: 0.336, SLG: 0.431	1-2 BB			E5			HR		5-3	3	1	1	1	1	0	0
Darryl Strawberry, L (1, 9) OBP: 0.341, SLG: 0.481	4-3			F7			K		3-1	4	0	0	0	0	1	3
George Foster, R (1, 7) OBP: 0.310, SLG: 0.364		K		F8			F6		5-3	4	0	0	0	0	1	1
Ray Knight, R (1, 5) OBP: 0.373, SLG: 0.602		F8			G6-4-3 1B		6-3			3	0	1	0	0	0	0
Terry Leach, R (7, 1)										0	0	0	0	0	0	0
Randy Niemann, L (8, 1)										0	0	0	0	0	0	0
Tim Teufel, R (1, 4) OBP: 0.342, SLG: 0.348		F8			1-2f G6-4-3			1-3		3	0	0	0	0	0	1
Bob Ojeda, L (1, 1) OBP: 0.125, SLG: 0.125			K		K			6-3 2B		2	0	0	0	0	2	0
Rafael Santana, R (7, 6) OBP: 0.219, SLG: 0.207										1	1	1	0	0	0	0
Inning Stats	R: 0 E: 0 K: 0 S: 4 H: 1 LOB: 2 BB: 1 P: 8	R: 0 E: 0 K: 1 S: 5 H: 0 LOB: 0 BB: 0 P: 5	R: 0 E: 0 K: 1 S: 5 H: 0 LOB: 0 BB: 0 P: 5	R: 0 E: 1 K: 0 S: 4 H: 0 LOB: 1 BB: 0 P: 4	R: 0 E: 0 K: 1 S: 5 H: 1 LOB: 0 BB: 0 P: 5	R: 0 E: 0 K: 0 S: 3 H: 0 LOB: 0 BB: 0 P: 3	R: 1 E: 0 K: 1 S: 6 H: 1 LOB: 0 BB: 0 P: 6	R: 1 E: 0 K: 1 S: 7 H: 2 LOB: 1 BB: 0 P: 7	R: 0 E: 0 K: 0 S: 3 H: 0 LOB: 0 BB: 0 P: 3	1B: 2 2B: 2 3B: 0 HR: 1 SF: 0 SAC: 0 DP: 1 HBP: 0						

PITCHER	IP	WLS	BF	H	R	ER	SO	BB	IBB	HBP	BLK	WP	HR	S	P	ERA	WHIP
Bob Knepper, L (1, 1) ERA: 1.84	9.0	W	33	5	2	2	5	1	0	0	0	0	1	42	46	2.00	0.667

PITCHER	IP	WLS	BF	H	R	ER	SO	BB	IBB	HBP	BLK	WP	HR	S	P	ERA	WHIP

TOP

New York Mets @ Houston Astros

Astrodome, Houston, TX

Wed May 14 1986, 8:05 PM EDT

Att. 11,626 - Unknown

livebaseballscorecards.com

AB	32
R	2
H	5
RBI	2
BB	1
SO	5
LOB	7

WP: 0 PB: 0 SB: 0 CS: 0 PA: 33

BOTTOM

New York Mets @ Houston Astros

Astrodome, Houston, TX

Wed May 14 1986, 8:05 PM EDT

Att. 11,626 - Unknown

Batter	1	2	3	4	5	6	7	8	9	AB	R	H	RBI	BB	SO	LOB
Billy Hatcher, R (1, 8) (8, 7) OBP: 0.275, SLG: 0.245	F8		BBBB S S E BB	FC6-4 1-2f		F3		FC6-4 1B		4	1	1	0	1	0	4
Jim Pankovits, R (1, 4) OBP: 0.294, SLG: 0.250	K		SSS K 1-2		3-1		SSS K	FC6-4 1-2f		5	0	0	0	0	3	2
Jose Cruz, L (1, 7) OBP: 0.269, SLG: 0.226	F9		E9 2-H 1B		G6-4-3 1B		6-3 1B 1B			4	0	3	1	0	0	0
Tony Walker, R (7, PR) (8, 8) OBP: 0.294, SLG: 0.400										0	1	0	0	0	0	0
Glenn Davis, R (1, 3) OBP: 0.282, SLG: 0.466		SSS K	5-3		G6-4-3 1-2f		6-3 1-2			4	0	0	0	0	1	3
Phil Garner, R (1, 5) OBP: 0.341, SLG: 0.556		E6 2B	6-3			5-3 3B 1B	1B 2-H 1B 1B			4	3	2	1	0	0	1
Kevin Bass, S (1, 9) OBP: 0.331, SLG: 0.438		1B 1-H 2B		2B		5-3 1-2	1B 1-H 1B			4	1	3	2	0	0	1
Dickie Thon, R (1, 6) OBP: 0.329, SLG: 0.397		SSS K		6-3		3B 2-H	L6			4	0	1	1	0	1	3
Mark Bailey, S (1, 2) OBP: 0.308, SLG: 0.327		1B 2-H		BBBB FC6-4 BB		IIII IBB		G3		2	0	1	1	2	0	0
Bob Knepper, L (1, 1) OBP: 0.040, SLG: 0.040		SSS K		SSS K		SSS K		1-3		4	0	0	0	0	3	5
Inning Stats	R: 0 E: 0 K: 1 S: 5 H: 0 LOB: 0 BB: 0 P: 5	R: 2 E: 1 K: 3 S: 12 H: 2 LOB: 1 BB: 0 P: 12	R: 1 E: 1 K: 1 S: 6 H: 1 LOB: 1 BB: 1 P: 10	R: 0 E: 0 K: 1 S: 6 H: 1 LOB: 2 BB: 1 P: 10	R: 0 E: 0 K: 0 S: 3 H: 1 LOB: 0 BB: 0 P: 3	R: 1 E: 0 K: 1 S: 7 H: 2 LOB: 2 BB: 1 P: 11	R: 2 E: 0 K: 1 S: 8 H: 3 LOB: 1 BB: 0 P: 8	R: 0 E: 0 K: 0 S: 4 H: 1 LOB: 1 BB: 0 P: 4		1B: 8 2B: 2 3B: 1 HR: 0 SF: 0 SAC: 0 DP: 1 HBP: 0						

livebaseballscorecards.com

AB	35
R	6
H	11
RBI	6
BB	3
SO	8
LOB	19

PITCHER		IP	WLS	BF	H	R	ER	SO	BB	IBB	HBP	BLK	WP	HR	S	P	ERA	WHIP
Bob Ojeda, L ERA: 1.7	(1, 1)	6.0	L	28	7	4	2	7	2	1	0	0	0	0	39	51	3.00	1.500
Terry Leach, R ERA: 2.7	(7, 1)	1.0		6	3	2	2	1	0	0	0	0	0	0	8	8	18.00	3.000
Randy Niemann, L ERA: 5.14	(8, 1)	1.0		4	1	0	0	0	0	0	0	0	0	0	4	4	0.00	1.000

PITCHER		IP	WLS	BF	H	R	ER	SO	BB	IBB	HBP	BLK	WP	HR	S	P	ERA	WHIP

Batter	1	2	3	4	5	6	7	8	9	AB	R	H	RBI	BB	SO	LOB
Lenny Dykstra, L (1, 8) OBP: 0.375, SLG: 0.396	K		1B		K		S 1B		K	5	1	2	0	0	3	0
Howard Johnson, S (1, 6) OBP: 0.397, SLG: 0.448	L4		1B SF7 BB		BB		F3		WP 1B	2	1	0	0	2	0	1
Rafael Santana, R (7, 6) OBP: 0.231, SLG: 0.220										1	0	1	0	0	0	0
Keith Hernandez, L (1, 3) OBP: 0.432, SLG: 0.455	5-3		1B		K		FC5-4 IBB		F8	4	0	1	1	1	1	2
Darryl Strawberry, L (1, 9) OBP: 0.344, SLG: 0.495		BB	SF7			HR 3B	FC5-4		5-3	3	2	1	1	1	0	3
Gary Carter, R (1, 2) OBP: 0.333, SLG: 0.453		K	F7			6-3		HR		4	1	1	1	0	1	3
Danny Heep, L (1, 7) OBP: 0.429, SLG: 0.667		G3		CS 1B		HR		K		3	1	2	2	0	0	1
Mookie Wilson, S (7, 7) OBP: 0.278, SLG: 0.267										1	0	0	0	0	1	0
Ray Knight, R (1, 5) OBP: 0.368, SLG: 0.588		1B		K		3-1		6-3		4	0	1	1	0	1	1
Tim Teufel, R (1, 4) OBP: 0.337, SLG: 0.333		F5		F3		K		BB		3	0	0	0	1	1	1
Ron Darling, R (1, 1) OBP: 0.100, SLG: 0.053			4-3		K		F9		K	4	0	0	0	0	2	1
Jesse Orosco, R (9, 1)										0	0	0	0	0	0	0
Inning Stats	R: 0 E: 0 K: 1 S: 5 H: 0 LOB: 0 BB: 0 P: 5	R: 1 E: 0 K: 1 S: 6 H: 1 LOB: 1 BB: 1 P: 10	R: 2 E: 0 K: 0 S: 5 H: 2 LOB: 1 BB: 1 P: 9	R: 0 E: 0 K: 1 S: 5 H: 1 LOB: 0 BB: 0 P: 5	R: 0 E: 0 K: 3 S: 9 H: 0 LOB: 1 BB: 1 P: 13	R: 2 E: 0 K: 1 S: 7 H: 2 LOB: 0 BB: 0 P: 7	R: 0 E: 0 K: 0 S: 4 H: 1 LOB: 2 BB: 1 P: 8	R: 1 E: 0 K: 2 S: 8 H: 1 LOB: 1 BB: 1 P: 12	R: 0 E: 0 K: 1 S: 6 H: 1 LOB: 1 BB: 0 P: 6	1B: 6 2B: 0 3B: 1 HR: 2	SF: 1 SAC: 0 DP: 0 HBP: 0					

TOP

New York Mets @ Houston Astros

Astrodome, Houston, TX

Thu May 15 1986, 8:05 PM EDT

Att. 13,856 - Unknown

livebaseballscorecards.com

AB	34
R	6
H	9
RBI	6
BB	5
SO	10
LOB	13

WP: 1 PB: 0 SB: 3 CS: 1 PA: 40

PITCHER		IP	WLS	BF	H	R	ER	SO	BB	IBB	HBP	BLK	WP	HR	S	P	ERA	WHIP
Nolan Ryan, R ERA: 5.46	(1, 1)	6.0	L	26	6	5	5	7	3	0	0	0	0	1	37	49	7.50	1.500
Mike Madden, L ERA: 2.4	(7, 1)	2.0		10	2	1	1	2	1	1	0	0	0	1	12	20	4.50	1.500
Jeff Calhoun, L ERA: 1.54	(9, 1)	1.0		4	1	0	0	1	0	0	0	0	1	0	6	6	0.00	1.000

PITCHER	IP	WLS	BF	H	R	ER	SO	BB	IBB	HBP	BLK	WP	HR	S	P	ERA	WHIP

New York Mets @ Houston Astros

Astrodome, Houston, TX

Thu May 15 1986, 8:05 PM EDT

Att. 13,856 - Unknown

BOTTOM

Batter	1	2	3	4	5	6	7	8	9	AB	R	H	RBI	BB	SO	LOB
Bill Doran, S (1, 4) OBP: 0.384, SLG: 0.339	G1-6-3 1B		F9			1B 1-3 2B		1B 1B		4	1	3	0	0	0	0
Craig Reynolds, L (1, 6) OBP: 0.316, SLG: 0.444	G1-6-3 1-2f			1-3		FC6-4 2-H 3-H 1B		F9		4	0	1	2	0	0	2
Jose Cruz, L (1, 7) OBP: 0.282, SLG: 0.231	K			FC6-4 B B B BB		F8		1-3 1B		3	0	1	0	1	1	1
Denny Walling, L (1, 3) OBP: 0.355, SLG: 0.406		G3		FC6-4 1-2f		F7		1-3		4	0	0	0	0	0	4
Phil Garner, R (1, 5) OBP: 0.348, SLG: 0.553		CS 1B		F9		FC6-4 1-2f			G5-4-3 1B	4	0	2	0	0	0	2
Kevin Bass, S (1, 8) OBP: 0.328, SLG: 0.431		1-2 1B			4-3		F9		G5-4-3 1-2f	4	0	1	0	0	0	1
Terry Puhl, L (1, 9) OBP: 0.303, SLG: 0.333		1-3			3-1		F7		K	4	0	0	0	0	1	1
Mark Bailey, S (1, 2) OBP: 0.294, SLG: 0.310			1-3		K		K			3	0	0	0	0	2	0
Nolan Ryan, R (1, 1) OBP: 0.190, SLG: 0.190			6-3			BB 2B 1B		F8		1	0	0	0	0	0	0
Jim Pankovits, R (6, PH) OBP: 0.333, SLG: 0.250										0	1	0	0	1	0	0
Mike Madden, L (7, 1)										0	0	0	0	0	0	0
Alan Ashby, S (8, PH) OBP: 0.381, SLG: 0.451										1	0	0	0	0	0	0
Jeff Calhoun, L (9, 1)										0	0	0	0	0	0	0
Inning Stats	R: 0 E: 0 K: 1 S: 5 H: 1 LOB: 0 BB: 0 P: 5	R: 0 E: 0 K: 0 S: 4 H: 2 LOB: 1 BB: 0 P: 4	R: 0 E: 0 K: 0 S: 3 H: 0 LOB: 0 BB: 0 P: 3	R: 0 E: 0 K: 0 S: 3 H: 0 LOB: 1 BB: 1 P: 7	R: 0 E: 0 K: 1 S: 5 H: 0 LOB: 0 BB: 0 P: 5	R: 2 E: 0 K: 0 S: 5 H: 2 LOB: 1 BB: 1 P: 9	R: 0 E: 0 K: 1 S: 5 H: 0 LOB: 0 BB: 0 P: 5	R: 0 E: 0 K: 0 S: 5 H: 2 LOB: 2 BB: 0 P: 5	R: 0 E: 0 K: 1 S: 5 H: 1 LOB: 0 BB: 0 P: 5	1B: 7 2B: 1 3B: 0 HR: 0 SF: 0 SAC: 0 DP: 2 HBP: 0						

livebaseballscorecards.com

AB	32
R	2
H	8
RBI	2
BB	2
SO	4
LOB	11

WP: 0 PB: 0 SB: 0 CS: 1 PA: 34

PITCHER		IP	WLS	BF	H	R	ER	SO	BB	IBB	HBP	BLK	WP	HR	S	P	ERA	WHIP
Ron Darling, R ERA: 4.01	(1, 1)	8.0	W	32	8	2	2	3	2	0	0	0	0	0	36	44	2.25	1.250
Jesse Orosco, L ERA:	(9, 1)	1.0		2	0	0	0	1	0	0	0	0	0	0	4	4	0.00	0.000

PITCHER	IP	WLS	BF	H	R	ER	SO	BB	IBB	HBP	BLK	WP	HR	S	P	ERA	WHIP

Batter	1	2	3	4	5	6	7	8	9	10	11	AB	R	H	RBI	BB	SO	LOB
Lenny Dykstra, L (1, 8) OBP: 0.367, SLG: 0.385	F8	G3-1 1-2f			B1-3		G3 2B 1B		F6			5	1	1	0	0	0	2
Jesse Orosco, R (9, 1)												0	0	0	0	0	0	0
Howard Johnson, S (1, 6) OBP: 0.370, SLG: 0.413	K		G3		K2-3		K		K			5	0	0	0	0	4	1
Keith Hernandez, L (1, 3) OBP: 0.423, SLG: 0.444	E E 1B		F8		F7		G3 1-2			4-3		5	1	1	0	0	0	1
Darryl Strawberry, L (1, 9) OBP: 0.338, SLG: 0.491	E6 1-3 E		6-3			E4 S S FC5-2	2-H 2B			K		5	1	1	1	0	1	1
Gary Carter, R (1, 2) OBP: 0.328, SLG: 0.436	E5 FC4-6 2-H 3-H			K		FC5-2 BB 1-2 HBP	6-3			6-3		4	0	0	0	0	1	1
Danny Heep, L (1, 7) OBP: 0.400, SLG: 0.605	FC4-6 1-2f			BB 1B		K		K			K	5	0	1	0	0	3	3
Ray Knight, R (1, 5) OBP: 0.378, SLG: 0.580		FC3-5 1B 1B		4-0 1-2 BB		4-0 FC5 FC5-2 1-2 2-3 BB		K			F8	3	0	1	0	2	1	0
Tim Teufel, R (1, 4) OBP: 0.330, SLG: 0.324		FC3-5 1-2 1B		K		FC5-2 1-2 2-3 3-Hf		F9			K	5	0	1	0	0	2	5
Dwight Gooden, R (1, 1) OBP: 0.190, SLG: 0.286		FC3-5 G3-1 1-2 2-3f		K		FC5 2-3f			F8			3	0	0	0	0	1	7
Mookie Wilson, S (9, PH) OBP: 0.263, SLG: 0.250 (9, 8)												1	0	0	0	0	0	0
Inning Stats	R: 2 E: 2 K: 1 S: 8 / H: 1 LOB: 1 BB: 0 P: 8	R: 0 E: 0 K: 0 S: 4 / H: 2 LOB: 1 BB: 0 P: 4	R: 0 E: 0 K: 0 S: 3 / H: 0 LOB: 0 BB: 0 P: 3	R: 0 E: 0 K: 3 S: 10 / H: 1 LOB: 2 BB: 1 P: 14	R: 0 E: 0 K: 1 S: 5 / H: 0 LOB: 0 BB: 0 P: 5	R: 0 E: 1 K: 1 S: 6 / H: 0 LOB: 3 BB: 1 P: 11	R: 1 E: 0 K: 1 S: 7 / H: 2 LOB: 1 BB: 0 P: 7	R: 0 E: 0 K: 2 S: 7 / H: 0 LOB: 0 BB: 0 P: 7	R: 0 E: 0 K: 1 S: 5 / H: 0 LOB: 0 BB: 0 P: 5	R: 0 E: 0 K: 1 S: 5 / H: 0 LOB: 0 BB: 0 P: 5	R: 0 E: 0 K: 2 S: 7 / H: 0 LOB: 0 BB: 0 P: 7							

PITCHER		IP	WLS	BF	H	R	ER	SO	BB	IBB	HBP	BLK	WP	HR	S	P	ERA	WHIP
Orel Hershiser, R ERA: 2.02	(1, 1)	9.0		38	6	3	1	10	2	0	1	0	0	0	55	64	1.00	0.889
Ken Howell, R ERA: 1.33	(10, 1)	2.0	W	6	0	0	0	3	0	0	0	0	0	0	12	12	0.00	0.000

PITCHER	IP	WLS	BF	H	R	ER	SO	BB	IBB	HBP	BLK	WP	HR	S	P	ERA	WHIP

TOP

New York Mets @ Los Angeles Dodgers

Dodger Stadium, Los Angeles, CA

Fri May 16 1986, 7:05 PM PDT

Att. 49,139 - Unknown

livebaseballscorecards.com

AB	41
R	3
H	6
RBI	1
BB	2
SO	13
LOB	21

1B: 5	SF: 0	WP: 0	PA: 44
2B: 1	SAC: 0	PB: 0	
3B: 0	DP: 1	SB: 2	
HR: 0	HBP: 1	CS: 0	

New York Mets @ Los Angeles Dodgers

Dodger Stadium, Los Angeles, CA

Fri May 16 1986, 7:05 PM PDT

Att. 49,139 - Unknown

livebaseballscorecards.com

BOTTOM

Batter	1	2	3	4	5	6	7	8	9	10	11	AB	R	H	RBI	BB	SO	LOB
Mariano Duncan, R (1, 6) OBP: 0.265, SLG: 0.267	L6		K		K		K			K		5	0	0	0	0	4	1
Steve Sax, R (1, 4) OBP: 0.378, SLG: 0.476	6-3			F8		E6 4-3 1B	4-3			6-3		5	1	0	0	0	0	0
Ken Landreaux, L (1, 8) OBP: 0.310, SLG: 0.404	6-3			BB 1B		4-3 2-3	K			F8		5	0	1	0	0	1	1
Bill Madlock, R (1, 5) OBP: 0.306, SLG: 0.339 Dave Anderson, R (9, 5) OBP: 0.303, SLG: 0.301		6-3		BB 1-2		1B 3-H 1B		F4			FC5-4 1B	3 1	1 0	1 1	1 0	1 0	0 0	0 0
Mike Marshall, R (1, 9) OBP: 0.299, SLG: 0.443		K		F3		1B 1-3 1B		5-3			FC5-4 1B 1-2f 1B	5	2	1	0	0	1	3
Mike Scioscia, L (1, 2) OBP: 0.419, SLG: 0.378		1B		F7		F5		4-3			1B 1-3 1B	5	0	2	0	0	0	4
Greg Brock, L (1, 3) OBP: 0.272, SLG: 0.314 Bill Russell, R (11, PH) OBP: 0.263, SLG: 0.278		F5			L1	1B 2-H 3-H 1B			K		1B 1-2 3-H 1B	4 1	0 0	1 1	2 1	0 0	1 0	1 0
Franklin Stubbs, L (1, 7) OBP: 0.291, SLG: 0.408 Cesar Cedeno, R (9, PH) OBP: 0.274, SLG: 0.281 (10, 7)			K		L3	1B 1-2 1B			L5			3 1	0 0	1 0	0 0	0 0	1 0	0 0
Orel Hershiser, R (1, 1) OBP: 0.188, SLG: 0.133 Enos Cabell, R (9, PH) OBP: 0.282, SLG: 0.246 Ken Howell, R (10, 1)			6-3		1B	K			K			3 1 0	0 0 0	1 0 0	0 0 0	0 0 0	1 0 0	2 0 0
Inning Stats	R: 0 E: 0 K: 0 S: 3 H: 0 LOB: 0 BB: 0 P: 3	R: 0 E: 0 K: 1 S: 6 H: 1 LOB: 1 BB: 0 P: 6	R: 0 E: 0 K: 2 S: 7 H: 0 LOB: 0 BB: 0 P: 7	R: 0 E: 0 K: 0 S: 4 H: 1 LOB: 2 BB: 1 P: 8	R: 0 E: 0 K: 1 S: 6 H: 1 LOB: 1 BB: 0 P: 6	R: 3 E: 1 K: 1 S: 10 H: 4 LOB: 2 BB: 0 P: 10	R: 0 E: 0 K: 2 S: 7 H: 0 LOB: 0 BB: 0 P: 7	R: 0 E: 0 K: 0 S: 3 H: 0 LOB: 0 BB: 0 P: 3	R: 0 E: 0 K: 2 S: 7 H: 0 LOB: 0 BB: 0 P: 7	R: 0 E: 0 K: 1 S: 5 H: 0 LOB: 0 BB: 0 P: 5	R: 1 E: 0 K: 0 S: 4 H: 3 LOB: 2 BB: 0 P: 4	1B: 10 2B: 0 3B: 0 HR: 0 SF: 0 SAC: 0 DP: 0 HBP: 0						

	AB	42
	R	4
	H	10
	RBI	4
	BB	1
	SO	10
	LOB	12

WP: 0 PB: 0 SB: 0 CS: 0 PA: 43

PITCHER		IP	WLS	BF	H	R	ER	SO	BB	IBB	HBP	BLK	WP	HR	S	P	ERA	WHIP
Dwight Gooden, R ERA: 1.25	(1, 1)	8.0		33	7	3	0	7	1	0	0	0	0	0	46	50	0.00	1.000
Jesse Orosco, L ERA: 0.48	(9, 1)	2.1	L	10	3	1	1	3	0	0	0	0	0	0	16	16	3.86	1.286

PITCHER	IP	WLS	BF	H	R	ER	SO	BB	IBB	HBP	BLK	WP	HR	S	P	ERA	WHIP

New York Mets @ Los Angeles Dodgers

Dodger Stadium, Los Angeles, CA

Sat May 17 1986, 3:33 AM PDT

Att. 39,429 - Unknown

livebaseballscorecards.com

TOP

Batter	1	2	3	4	5	6	7	8	9	AB	R	H	RBI	BB	SO	LOB
Lenny Dykstra, L (1, 8) OBP: 0.366, SLG: 0.384	F9		SH1-3 S 1B 1B	F8		FC5-4 1-2f			BBBB 4-0 FC6-4 1-2 BB	3	1	1	0	0	0	2
Mookie Wilson, S (6, PH) (6, 8) OBP: 0.286, SLG: 0.235										1	0	0	0	1	0	2
Wally Backman, S (1, 4) OBP: 0.424, SLG: 0.481	F5		SH1-3 1-3		G3-6 1B		CS 1B		SSS 0-3 K	4	0	2	0	0	1	2
Keith Hernandez, L (1, 3) OBP: 0.430, SLG: 0.451	1B 1B		3-H 1B		G3-6 1-2f		FC4-6 1-2 1B		FC6-4 1-2f 2-3	5	0	3	1	0	0	3
Darryl Strawberry, L (1, 9) OBP: 0.333, SLG: 0.479	1-2 1B		F7		4-3		FC4-6 S 1-2f		SSS K	5	0	1	0	0	1	4
George Foster, R (1, 7) OBP: 0.307, SLG: 0.358	SSS K		SSS K			2B 4-3 1B	SSS K 1-2			4	1	1	0	0	3	4
Ray Knight, R (1, 5) OBP: 0.391, SLG: 0.596		1B 1B		5-3		4-3 1-3 2B		CS 1B		4	0	3	0	0	0	0
Howard Johnson, S (1, 6) OBP: 0.351, SLG: 0.388		SSS K		B3		4-3 2-3 3-H		B1		4	0	0	1	0	1	3
Ed Hearn, R (1, 2) OBP: 0.750, SLG: 1.000		G4-6-3 1-3 1B		2B		BBBB 4-0 FC5-4 BB		F7 1-2		3	0	2	0	1	0	1
Sid Fernandez, L (1, 1) OBP: 0.278, SLG: 0.188						SSS K			BBBB 4-0 FC6-4 BB BB	2	0	0	0	1	1	4
Roger McDowell, R (8, 1) OBP: 0.250, SLG: 0.250										0	0	0	0	0	0	0
Danny Heep, L (9, PH) OBP: 0.415, SLG: 0.605		G4-6-3 1-2f								0	0	0	0	1	0	0

	AB	35
	R	2
	H	13
	RBI	2
	BB	4
	SO	7
	LOB	25

Inning Stats	1	2	3	4	5	6	7	8	9	1B: 11 SF: 0	WP: 0 PA: 40
	R: 0 H: 2 E: 0 LOB: 2 K: 1 BB: 0 S: 7 P: 7	R: 0 H: 2 E: 0 LOB: 1 K: 1 BB: 0 S: 6 P: 6	R: 1 H: 2 E: 0 LOB: 1 K: 1 BB: 0 S: 7 P: 7	R: 0 H: 1 E: 0 LOB: 2 K: 0 BB: 1 S: 4 P: 8	R: 0 H: 1 E: 0 LOB: 0 K: 0 BB: 0 S: 3 P: 3	R: 1 H: 2 E: 0 LOB: 2 K: 1 BB: 1 S: 7 P: 11	R: 0 H: 2 E: 0 LOB: 1 K: 1 BB: 0 S: 6 P: 6	R: 0 H: 1 E: 0 LOB: 0 K: 0 BB: 0 S: 3 P: 3	R: 0 H: 0 E: 0 LOB: 2 K: 2 BB: 2 S: 7 P: 15	2B: 2 SAC: 1 3B: 0 DP: 2 HR: 0 HBP: 0	PB: 0 SB: 2 CS: 2

PITCHER		IP	WLS	BF	H	R	ER	SO	BB	IBB	HBP	BLK	WP	HR	S	P	ERA	WHIP
Bob Welch, R ERA: 2.63	(1, 1)	5.1		26	10	2	2	3	2	0	0	0	0	0	30	38	3.38	2.250
Ed Vande Berg, L ERA: 3.06	(6, 1)	1.1		5	2	0	0	1	0	0	0	0	0	0	7	7	0.00	1.500
Tom Niedenfuer, R ERA: 3.27	(7, 1)	1.1	W	4	1	0	0	1	0	0	0	0	0	0	6	6	0.00	0.750
Ken Howell, R ERA: 1.29	(9, 1)	1.0		5	0	0	0	2	2	0	0	0	0	0	7	15	0.00	2.000

PITCHER	IP	WLS	BF	H	R	ER	SO	BB	IBB	HBP	BLK	WP	HR	S	P	ERA	WHIP

Batter	1	2	3	4	5	6	7	8	9	AB	R	H	RBI	BB	SO	LOB
Mariano Duncan, R (1, 6) OBP: 0.265, SLG: 0.266	F3		6-3		6-3			6-3 1B 1B		4	1	1	0	0	0	1
Steve Sax, R (1, 4) OBP: 0.367, SLG: 0.461	5-3			K	F3			6-3 1-2		4	0	0	0	0	1	1
Bill Madlock, R (1, 5) OBP: 0.318, SLG: 0.349 Dave Anderson, R (8, PR) OBP: 0.303, SLG: 0.301 (9, 5)	5-3			BB 1B 1B	F6			2B 2-H 1B		4 0	1 1	2 0	1 0	0 0	0 0	0 0
Mike Marshall, R (1, 9) OBP: 0.304, SLG: 0.452		F3		BB 1-2 1B		F9		1B 1-H 2B		4	2	2	1	0	0	0
Cesar Cedeno, R (1, 7) OBP: 0.277, SLG: 0.271 Tom Niedenfuer, R (7, 1) OBP: 0.500, SLG: 0.500 Enos Cabell, R (8, PH) OBP: 0.282, SLG: 0.246 Ken Landreaux, L (8, PH) OBP: 0.316, SLG: 0.410 (9, 8)		K		BB 1B 1-2 2-3 BB		F3		1B BLK 3-H 1B		2 0 0 1	0 0 0 1	0 0 0 1	0 0 0 1	1 0 0 1	1 0 0 0	0 0 0 0
Alex Trevino, R (1, 2) OBP: 0.276, SLG: 0.259 Mike Scioscia, L (8, PH) OBP: 0.424, SLG: 0.384 (9, 2)		K		BB 1-2 2-H 3-H 1B		F4		BLK 1-3 1B		3 1	0 0	1 1	2 0	0 0	1 0	0 0
Greg Brock, L (1, 3) OBP: 0.288, SLG: 0.311			S BB	BB 1-2 2-3 BB			CS SH1-4 BB	F7 1-2 3-H		1	0	0	0	3	0	1
Reggie Williams, R (1, 8) OBP: 0.313, SLG: 0.333 Terry Whitfield, L (8, PH) OBP: 0.400, SLG: 0.100 Ken Howell, R (9, 1)			K 1-2	K			SH1-4 1-2	F8		2 1 0	0 0 0	0 0 0	0 0 0	0 0 0	2 0 0	4 2 0
Bob Welch, R (1, 1) OBP: 0.143, SLG: 0.250 Ed Vande Berg, R (6, 1) Bill Russell, R (7, 7) OBP: 0.256, SLG: 0.270			L4	K			F8 2-3			2 0 1	0 0 0	0 0 0	0 0 0	0 0 0	1 0 0	4 0 1
Inning Stats	R: 0 H: 0 E: 0 LOB: 0 K: 0 BB: 0 S: 3 P: 3	R: 0 H: 0 E: 0 LOB: 0 K: 2 BB: 0 S: 7 P: 7	R: 0 H: 0 E: 0 LOB: 1 K: 1 BB: 1 S: 5 P: 9	R: 2 H: 3 E: 0 LOB: 3 K: 3 BB: 2 S: 12 P: 20	R: 0 H: 0 E: 0 LOB: 0 K: 0 BB: 0 S: 3 P: 3	R: 0 H: 0 E: 0 LOB: 0 K: 0 BB: 0 S: 3 P: 3	R: 0 H: 0 E: 0 LOB: 0 K: 0 BB: 1 S: 2 P: 6	R: 4 H: 5 E: 0 LOB: 2 K: 0 BB: 0 S: 8 P: 8		1B: 7 SF: 0 2B: 1 SAC: 1 3B: 0 DP: 0 HR: 0 HBP: 0						

PITCHER		IP	WLS	BF	H	R	ER	SO	BB	IBB	HBP	BLK	WP	HR	S	P	ERA	WHIP
Sid Fernandez, L ERA: 2.87	(1, 1)	7.1	L	31	6	6	6	6	4	0	0	0	0	0	39	55	7.36	1.364
Roger McDowell, R ERA: 3.65	(8, 1)	0.2		4	2	0	0	0	0	0	0	1	0	0	4	4	0.00	3.000

PITCHER		IP	WLS	BF	H	R	ER	SO	BB	IBB	HBP	BLK	WP	HR	S	P	ERA	WHIP

BOTTOM

New York Mets @ Los Angeles Dodgers

Dodger Stadium, Los Angeles, CA

Sat May 17 1986, 3:33 AM PDT

Att. 39,429 - Unknown

livebaseballscorecards.com

AB	30
R	6
H	8
RBI	5
BB	4
SO	6
LOB	14

WP: 0 PA: 35
PB: 0
SB: 1
CS: 1

New York Mets @ Los Angeles Dodgers

Dodger Stadium, Los Angeles, CA

Sun May 18 1986, 3:33 AM PDT

Att. 44,426 - Unknown

TOP

livebaseballscorecards.com

Batter	1	2	3	4	5	6	7	8	9	AB	R	H	RBI	BB	SO	LOB
Mookie Wilson, S (1, 8) OBP: 0.320, SLG: 0.286	4-3	1B		L3		1-2 2-H		K		4	0	2	0	0	0	0
Darryl Strawberry, L (8, PH) (8, 7) OBP: 0.331, SLG: 0.475										1	0	0	0	0	1	0
Kevin Mitchell, R (1, 9) OBP: 0.327, SLG: 0.479	1B 1B	1-3			F7		F8	6-3		5	1	3	0	0	0	0
Keith Hernandez, L (1, 3) OBP: 0.429, SLG: 0.457	1B HR 1-3	F6			F7 1-2		BB 1B	F5		5	2	2	0	0	0	3
Gary Carter, R (1, 2) OBP: 0.346, SLG: 0.451	HR 1-2 3-H		F8		FC6-4		BB 1B		2B	3	2	2	1	2	0	0
George Foster, R (1, 7) OBP: 0.326, SLG: 0.440	1-H 2-H		HR		FC6-4 1-2f		E E 1B 1-2 2-3		4-3	3	3	2	4	1	0	1
Lenny Dykstra, L (8, 8) OBP: 0.363, SLG: 0.380			HR				BB			1	0	0	0	0	0	1
Ray Knight, R (1, 5) OBP: 0.383, SLG: 0.578	6-3		K			FC1-6	F3		K	5	0	1	0	0	2	4
Tim Teufel, R (1, 4) OBP: 0.323, SLG: 0.316	F9		F3			FC1-6 1-2f	E8 E 1-3 2-H 3-H		F6	5	0	1	2	0	0	2
Rafael Santana, R (1, 6) OBP: 0.217, SLG: 0.206		6-3		4-3		F9	E6 1-3 3-H			4	0	0	0	0	0	2
Bruce Berenyi, R (1, 1)		6-3		4-3		1B 1-2	4-3			1	0	0	0	0	0	0
Randy Niemann, L (3, 1)						BB				2	0	0	0	1	0	2
Roger McDowell, R (7, 1) OBP: 0.250, SLG: 0.250										0	0	0	0	0	0	0
Inning Stats	R: 4 E: 0 K: 0 S: 7 H: 4 LOB: 0 BB: 0 P: 7	R: 0 E: 0 K: 0 S: 5 H: 2 LOB: 2 BB: 0 P: 5	R: 1 E: 0 K: 1 S: 6 H: 1 LOB: 0 BB: 0 P: 6	R: 0 E: 0 K: 0 S: 3 H: 0 LOB: 0 BB: 0 P: 3	R: 0 E: 0 K: 0 S: 3 H: 1 LOB: 1 BB: 1 P: 7	R: 0 E: 0 K: 0 S: 4 H: 2 LOB: 2 BB: 1 P: 8	R: 3 E: 2 K: 0 S: 6 H: 2 LOB: 2 BB: 2 P: 14	R: 0 E: 0 K: 1 S: 5 H: 0 LOB: 0 BB: 0 P: 5	R: 0 E: 0 K: 1 S: 6 H: 1 LOB: 1 BB: 0 P: 6	1B: 9 2B: 2 3B: 0 HR: 2 SF: 0 SAC: 0 DP: 0 HBP: 0	WP: 0 PB: 0 SB: 0 CS: 0 PA: 43					

	AB	39
	R	8
	H	13
	RBI	7
	BB	4
	SO	3
	LOB	15

PITCHER		IP	WLS	BF	H	R	ER	SO	BB	IBB	HBP	BLK	WP	HR	S	P	ERA	WHIP
Jerry Reuss, L ERA: 4.81	(1, 1)	3.0	L	16	7	5	5	1	0	0	0	0	0	2	18	18	15.00	2.333
Balvino Galvez, R ERA: 2.84	(4, 1)	3.1		16	4	3	2	0	4	0	0	0	0	0	12	28	5.40	2.400
Ed Vande Berg, L ERA: 2.95	(7, 1)	0.2		4	1	0	0	0	0	0	0	0	0	0	4	4	0.00	1.500
Tom Niedenfuer, R ERA: 3.0	(8, 1)	2.0		7	1	0	0	2	0	0	0	0	0	0	11	11	0.00	0.500

PITCHER	IP	WLS	BF	H	R	ER	SO	BB	IBB	HBP	BLK	WP	HR	S	P	ERA	WHIP

New York Mets @ Los Angeles Dodgers

Dodger Stadium, Los Angeles, CA

Sun May 18 1986, 3:33 AM PDT

Att. 44,426 - Unknown

livebaseballscorecards.com

BOTTOM

Batter	1	2	3	4	5	6	7	8	9	AB	R	H	RBI	BB	SO	LOB
Mariano Duncan, R (1, 6) OBP: 0.266, SLG: 0.268	4-3		1B BB SF8 1-2 1B		4-3		FC3-6 1B 1-2f			3	1	1	0	0	0	0
Dave Anderson, R (6, 6) OBP: 0.300, SLG: 0.298										1	0	0	0	0	0	1
Steve Sax, R (1, 4) OBP: 0.371, SLG: 0.458	F9		B B B B 1B 2B 1-2 2-3 BB		4-3		1-2 1B			3	1	1	0	1	0	0
Ken Landreaux, L (1, 8) OBP: 0.314, SLG: 0.404	K		2B 1-2 2-3 3-H 1B		K		F8			4	0	1	1	0	2	2
Bill Madlock, R (1, 5) OBP: 0.314, SLG: 0.348		6-3	SF8 3-H			K		G4-6-3 1B		3	0	1	1	0	1	0
Mike Marshall, R (1, 9) OBP: 0.303, SLG: 0.453		F8	1-3 2-H 2B			6-3		K		4	0	1	1	0	1	1
Mike Scioscia, L (1, 2) OBP: 0.419, SLG: 0.379		F2	6-3			1B		G4-6-3 1-2f		4	0	1	0	0	0	3
Greg Brock, L (1, 3) OBP: 0.287, SLG: 0.308			F8 WP 1B 1B			5-3			4-3	4	1	1	0	0	1	1
Franklin Stubbs, L (1, 7) OBP: 0.284, SLG: 0.397			F8 1-3	6-3			F8		4-3	2	0	0	0	0	0	1
Reggie Williams, R (7, PH) OBP: 0.306, SLG: 0.326										1	0	0	0	0	0	0
(8, 7)																
Alex Trevino, R (9, PH) OBP: 0.267, SLG: 0.250										1	0	0	0	0	0	0
Jerry Reuss, L (1, 1) OBP: 0.444, SLG: 0.444										0	0	0	0	0	0	0
Cesar Cedeno, R (3, PH) OBP: 0.286, SLG: 0.283										1	1	1	0	0	0	0
Balvino Galvez, R (4, 1)										1	0	0	0	0	0	0
Ed Vande Berg, R (7, 1)										0	0	0	0	0	0	0
Enos Cabell, R (7, PH) OBP: 0.292, SLG: 0.258										1	0	1	0	0	0	0
Tom Niedenfuer, R (8, 1) OBP: 0.500, SLG: 0.500										0	0	0	0	0	0	0
Terry Whitfield, L (9, PH) OBP: 0.375, SLG: 0.091										1	0	0	0	0	0	0
Inning Stats	R: 0 E: 0 K: 1 S: 5 H: 0 LOB: 0 BB: 0 P: 5	R: 0 E: 0 K: 0 S: 3 H: 0 LOB: 0 BB: 0 P: 3	R: 4 E: 0 K: 0 S: 8 H: 5 LOB: 2 BB: 1 P: 12	R: 0 E: 0 K: 1 S: 5 H: 0 LOB: 0 BB: 0 P: 5	R: 0 E: 0 K: 1 S: 5 H: 0 LOB: 0 BB: 0 P: 5	R: 0 E: 0 K: 1 S: 6 H: 1 LOB: 1 BB: 0 P: 6	R: 0 E: 0 K: 0 S: 5 H: 2 LOB: 2 BB: 0 P: 5	R: 0 E: 0 K: 1 S: 5 H: 1 LOB: 0 BB: 0 P: 5	R: 0 E: 0 K: 0 S: 3 H: 0 LOB: 0 BB: 0 P: 3	1B: 8 2B: 1 3B: 0 HR: 0	SF: 1 SAC: 0 DP: 1 HBP: 0						

AB	34
R	4
H	9
RBI	4
BB	1
SO	5
LOB	9

WP: 1 PB: 0 SB: 0 CS: 0 PA: 36

PITCHER		IP	WLS	BF	H	R	ER	SO	BB	IBB	HBP	BLK	WP	HR	S	P	ERA	WHIP
Bruce Berenyi, R ERA: 5.54	(1, 1)	2.2		14	5	4	4	1	1	0	0	0	1	0	15	19	13.50	2.250
Randy Niemann, L ERA: 3.38	(3, 1)	3.2	W	13	2	0	0	3	0	0	0	0	0	0	19	19	0.00	0.545
Roger McDowell, R ERA: 3.29	(7, 1)	2.2		9	2	0	0	1	0	0	0	0	0	0	11	11	0.00	0.750

PITCHER	IP	WLS	BF	H	R	ER	SO	BB	IBB	HBP	BLK	WP	HR	S	P	ERA	WHIP

Batter	1	2	3	4	5	6	7	8	9	AB	R	H	RBI	BB	SO	LOB
Lenny Dykstra, L (1, 8) OBP: 0.350, SLG: 0.365	4-3		1-3			F7		F7		4	0	0	0	0	0	1
Howard Johnson, S (1, 6) OBP: 0.338, SLG: 0.371	L6			F8		K 1-2			F9	3	0	0	0	0	1	1
Rafael Santana, R (8, 6) OBP: 0.214, SLG: 0.203										1	0	0	0	0	0	0
Keith Hernandez, L (1, 3) OBP: 0.417, SLG: 0.443	3-1			K			K		K	4	0	0	0	0	3	0
Darryl Strawberry, L (1, 9) OBP: 0.329, SLG: 0.475		6-3		K			1B 2B		K	4	1	1	0	0	2	0
Gary Carter, R (1, 2) OBP: 0.345, SLG: 0.448		4-3			F8		G6-4-3 1B 2-H			3	0	1	1	0	0	0
George Foster, R (1, 7) OBP: 0.316, SLG: 0.425		E6			F7		G6-4-3 1-2f			3	0	0	0	0	0	1
Ray Knight, R (1, 5) OBP: 0.382, SLG: 0.580		6-3			F3			SH3 PB 2B		3	1	1	0	0	0	1
Tim Teufel, R (1, 4) OBP: 0.326, SLG: 0.321			F5			BLK 1B		SH3 2-3		2	0	1	0	0	0	0
Bob Ojeda, L (1, 1) OBP: 0.111, SLG: 0.111			5-3			F1		K 3-H		2	0	0	0	0	0	1
Danny Heep, L (8, PH) OBP: 0.405, SLG: 0.590										1	0	0	0	0	1	0
Roger McDowell, R (8, 1) OBP: 0.250, SLG: 0.250										0	0	0	0	0	0	0
Inning Stats	R: 0 H: 0 E: 0 LOB: 0 K: 0 BB: 0 S: 3 P: 3	R: 0 H: 0 E: 1 LOB: 1 K: 0 BB: 0 S: 4 P: 4	R: 0 H: 0 E: 0 LOB: 0 K: 0 BB: 0 S: 3 P: 3	R: 0 H: 0 E: 0 LOB: 0 K: 2 BB: 0 S: 7 P: 7	R: 0 H: 0 E: 0 LOB: 0 K: 0 BB: 0 S: 3 P: 3	R: 0 H: 1 E: 0 LOB: 1 K: 1 BB: 0 S: 6 P: 6	R: 1 H: 2 E: 0 LOB: 0 K: 1 BB: 0 S: 6 P: 6	R: 1 H: 1 E: 0 LOB: 0 K: 1 BB: 0 S: 6 P: 6	R: 0 H: 0 E: 0 LOB: 0 K: 2 BB: 0 S: 7 P: 7	1B: 2 SF: 0 2B: 2 SAC: 1 3B: 0 DP: 1 HR: 0 HBP: 0						

TOP

New York Mets @ San Francisco Giants

Candlestick Park, San Francisco, CA

Tue May 20 1986, 10:05 PM EDT

Att. 28,837 - Unknown

livebaseballscorecards.com

AB	30
R	2
H	4
RBI	1
BB	0
SO	7
LOB	5

PITCHER		IP	WLS	BF	H	R	ER	SO	BB	IBB	HBP	BLK	WP	HR	S	P	ERA	WHIP
Michael LaCoss, R ERA: 1.66	(1, 1)	8.0	L	28	4	2	1	5	0	0	0	1	0	0	38	38	1.12	0.500
Mark Davis, L ERA: 2.38	(9, 1)	1.0		3	0	0	0	2	0	0	0	0	0	0	7	7	0.00	0.000

PITCHER		IP	WLS	BF	H	R	ER	SO	BB	IBB	HBP	BLK	WP	HR	S	P	ERA	WHIP

WP: 0 PA: 31
PB: 1
SB: 0
CS: 0

New York Mets @ San Francisco Giants

Candlestick Park, San Francisco, CA

Tue May 20 1986, 10:05 PM EDT

Att. 28,837 - Unknown

livebaseballscorecards.com

BOTTOM

Batter	1	2	3	4	5	6	7	8	9	AB	R	H	RBI	BB	SO	LOB
Dan Gladden, R (1, 8) OBP: 0.321, SLG: 0.329	6-3		F7			FC3-6 S 1-2			F8	4	0	0	0	0	0	2
Will Clark, L (1, 3) OBP: 0.337, SLG: 0.474	G6-4-3 1B			F9		F8			4-3	4	0	1	0	0	0	1
Chris Brown, R (1, 5) OBP: 0.382, SLG: 0.430	G6-4-3 1-2f			6-3		F9 1-2				4	0	1	0	0	0	2
Jeffrey Leonard, R (1, 7) OBP: 0.365, SLG: 0.511		G4-6-3 1B		6-3			3 1B		5-3	4	0	2	0	0	0	1
Chili Davis, S (1, 9) OBP: 0.324, SLG: 0.426		G4-6-3 1-2f			6-3 SH2-3 2B		3 1-2f			3	1	1	0	0	0	2
Bob Brenly, R (1, 2) OBP: 0.391, SLG: 0.379		K			6-3 2-3		K			3	0	0	0	0	2	1
Robby Thompson, R (1, 4) OBP: 0.342, SLG: 0.375			L1		SH2-3 3-H			FC1-6 1B		2	0	1	1	0	0	0
Jose Uribe, S (1, 6) OBP: 0.331, SLG: 0.297			K		F4			FC1-6 5-3-5 1-2f		3	0	0	0	0	1	1
Michael LaCoss, R (1, 1) OBP: 0.200, SLG: 0.143			1B			E6 FC3-6		5-3-5 1-3f		2	0	1	0	0	0	0
Candy Maldonado, R (8, PH) OBP: 0.288, SLG: 0.563										1	0	0	0	0	0	1
Mark Davis, L (9, 1)										0	0	0	0	0	0	0
Inning Stats	R: 0 E: 0 K: 0 S: 3 H: 1 LOB: 0 BB: 0 P: 3	R: 0 E: 0 K: 1 S: 5 H: 1 LOB: 0 BB: 0 P: 5	R: 0 E: 0 K: 1 S: 6 H: 1 LOB: 1 BB: 0 P: 6	R: 0 E: 0 K: 0 S: 3 H: 0 LOB: 0 BB: 0 P: 3	R: 1 E: 0 K: 0 S: 4 H: 1 LOB: 0 BB: 0 P: 4	R: 0 E: 1 K: 0 S: 4 H: 0 LOB: 1 BB: 0 P: 4	R: 0 E: 0 K: 1 S: 5 H: 1 LOB: 0 BB: 0 P: 5	R: 0 E: 0 K: 0 S: 3 H: 1 LOB: 0 BB: 0 P: 3	R: 0 E: 0 K: 0 S: 4 H: 1 LOB: 1 BB: 0 P: 4	1B: 6 2B: 3 3B: 0 HR: 0 SF: 0 SAC: 1 DP: 4 HBP: 0						

	AB	30
	R	1
	H	7
	RBI	1
	BB	0
	SO	3
	LOB	11

WP: 0 PA: 31
PB: 0
SB: 1
CS: 0

PITCHER		IP	WLS	BF	H	R	ER	SO	BB	IBB	HBP	BLK	WP	HR	S	P	ERA	WHIP
Bob Ojeda, L ERA: 1.64	(1, 1)	7.0	W	24	5	1	1	3	0	0	0	0	0	0	30	30	1.29	0.714
Roger McDowell, R ERA: 3.07	(8, 1)	2.0	S	7	2	0	0	0	0	0	0	0	0	0	7	7	0.00	1.000

PITCHER	IP	WLS	BF	H	R	ER	SO	BB	IBB	HBP	BLK	WP	HR	S	P	ERA	WHIP

Batter	1	2	3	4	5	6	7	8	9	AB	R	H	RBI	BB	SO	LOB
Mookie Wilson, S (1, 8) (8, 7) OBP: 0.333, SLG: 0.280	BBBB 4-0 2B 2B BB	x 0-0 ① F9	x 0-0 1-2 2-H 2B 1B		SSS 0-3 ② K		x 0-0 ② FC3-6 1-2			4	2	1	1	1	1	3
Wally Backman, S (1, 4) OBP: 0.438, SLG: 0.525	x 0-0 1-3 2B 2B	x 0-0 BB 1B	x 0-0 1-H 2-H 2B		x 0-0 ③ 1-3		x 0-0 ③ 6-3			5	1	3	2	0	0	3
Keith Hernandez, L (1, 3) OBP: 0.423, SLG: 0.440	BBBB 4-0 2B 2B BB	BBB 4-0 1-2 BB	x 0-0 ③ F3			x 0-0 BB BB 1B		SSS 0-3 ① K		3	1	1	0	2	1	1
Gary Carter, R (1, 2) OBP: 0.333, SLG: 0.430	x 0-0 ① F6	x 0-0 ② F7		x 0-0 ① F7		x 0-0 ① F9		SSS 0-3 ② K		5	0	0	0	0	1	6
Darryl Strawberry, L (1, 9) OBP: 0.338, SLG: 0.492	x 0-0 1-3 2-H 3-H 2B 2B	x 0-0 ③ F5		x 0-0 ② F7		BBBB 4-0 BB 1-2 BB		x 0-0 2B		4	1	2	2	1	0	2
Danny Heep, L (1, 7) OBP: 0.404, SLG: 0.548 Roger McDowell, R (8, 1) OBP: 0.250, SLG: 0.250	III 4-0 2B IBB	SSS 0-3 ① K	SSS 0-3 ③ K			BBBB 4-0 G6-4-3 1-2 2-3 BB		x 0-0 ③ F7		3 0	0 0	0 0	0 0	2 0	2 0	1 0
Ray Knight, R (1, 5) OBP: 0.375, SLG: 0.564	x 0-0 ② F9	x 0-0 ② F8			x 0-0 1B 1B	x 0-0 ②③ G6-4-3 1-2f			x 0-0 ① F9	5	0	1	0	0	0	6
Howard Johnson, S (1, 6) OBP: 0.357, SLG: 0.397 Rafael Santana, R (7, 6) OBP: 0.211, SLG: 0.200	x 0-0 1-3 2-H 3-H 2B	BBBB 4-0 1B 1B BB			x 0-0 1-2 1B		x 0-0 ① F2		SSS 0-3 ② K	3 1	1 0	2 0	2 0	1 0	0 1	0 0
Ron Darling, R (1, 1) OBP: 0.167, SLG: 0.091 Lenny Dykstra, L (8, 8) OBP: 0.347, SLG: 0.362	x 0-0 ③ 6-3	x 0-0 1-2 1B 2B 1B			x 0-0 ① L5		BBBB 4-0 FC3-6 BB		SSS 0-3 ③ K	3 1	1 0	1 0	0 0	1 0	0 1	4 0
Inning Stats	R: 4 E: 0 K: 0 S: 6 H: 3 LOB: 2 BB: 3 P: 18	R: 0 E: 0 K: 0 S: 4 H: 1 LOB: 2 BB: 1 P: 8	R: 3 E: 0 K: 1 S: 8 H: 3 LOB: 1 BB: 1 P: 12	R: 0 E: 0 K: 1 S: 5 H: 0 LOB: 0 BB: 0 P: 5	R: 0 E: 0 K: 1 S: 7 H: 2 LOB: 2 BB: 0 P: 7	R: 0 E: 0 K: 0 S: 3 H: 1 LOB: 2 BB: 2 P: 11	R: 0 E: 0 K: 0 S: 3 H: 0 LOB: 1 BB: 1 P: 7	R: 0 E: 0 K: 2 S: 8 H: 1 LOB: 1 BB: 0 P: 8	R: 0 E: 0 K: 2 S: 7 H: 0 LOB: 0 BB: 0 P: 7	1B: 6 2B: 5 3B: 0 HR: 0 SF: 0 SAC: 0 DP: 1 HBP: 0						

PITCHER	IP	WLS	BF	H	R	ER	SO	BB	IBB	HBP	BLK	WP	HR	S	P	ERA	WHIP
Roger Mason, R (1, 1) ERA: 4.21	2.2	L	19	6	7	7	1	4	1	0	0	0	0	16	36	23.62	3.750
Chuck Hensley, L (3, 1) ERA: 2.45	1.1		5	1	0	0	1	0	0	0	0	0	0	7	7	0.00	0.750
Bill Laskey, R (5, 1) ERA: 2.61	3.0		14	3	0	0	1	3	0	0	0	0	0	13	25	0.00	2.000
Juan Berenguer, R (8, 1) ERA: 3.93	2.0		7	1	0	0	4	0	0	0	0	0	0	15	15	0.00	0.500

PITCHER	IP	WLS	BF	H	R	ER	SO	BB	IBB	HBP	BLK	WP	HR	S	P	ERA	WHIP

TOP

New York Mets @ San Francisco Giants

Candlestick Park, San Francisco, CA

Wed May 21 1986, 6:33 AM EDT

Att. 18,618 - Unknown

livebaseballscorecards.com

AB	37
R	7
H	11
RBI	7
BB	8
SO	7
LOB	26

WP: 0	PA: 45
PB: 0	
SB: 0	
CS: 0	

New York Mets @ San Francisco Giants

Candlestick Park, San Francisco, CA

Wed May 21 1986, 6:33 AM EDT

Att. 18,618 - Unknown

livebaseballscorecards.com

BOTTOM

Batter	1	2	3	4	5	6	7	8	9	AB	R	H	RBI	BB	SO	LOB
Dan Gladden, R (1, 8) OBP: 0.323, SLG: 0.346	BBBB 4-0 S 3B BB		x 0-0 HR		x 0-0 ① F9		x 0-0 ③ F7		SSS 0-3 ③ K	4	2	1	1	1	1	0
Will Clark, L (1, 3) OBP: 0.329, SLG: 0.462	x 0-0 ① F7 1-2		x 0-0 ① F9		SSS 0-3 ② K			x 0-0 1-3		4	0	0	0	0	1	1
Chris Brown, R (1, 5) OBP: 0.386, SLG: 0.444	x 0-0 2-H 3B		x 0-0 ② 4-3		BBBB 4-0 FC4-6 BB			SSS 0-3 ② K		3	0	1	1	1	1	0
Jeffrey Leonard, R (1, 7) OBP: 0.368, SLG: 0.511	SSS 0-3 ② K		x 0-0 1B		x 0-0 ③ FC4-6 1-2			x 0-0 2B 1B		4	1	2	0	0	1	2
Chili Davis, S (1, 9) OBP: 0.329, SLG: 0.432	BBBB 4-0 BB		x 0-0 ③ G3			x 0-0 ① G3		x 0-0 1-H 2B		3	1	1	1	1	0	1
Bob Melvin, R (1, 2) OBP: 0.156, SLG: 0.238	x 0-0 ③ F9			x 0-0 ① F3		SSS 0-3 ② K		x 0-0 2-H 2B		4	0	1	1	0	1	2
Robby Thompson, R (1, 4) OBP: 0.333, SLG: 0.364		x 0-0 ① 5-3		x 0-0 ② F9		x 0-0 ③ 6-3		x 0-0 ③ 6-3		4	0	0	0	0	0	1
Jose Uribe, S (1, 6) OBP: 0.331, SLG: 0.292		x 0-0 ② G3		BBBB 4-0 BB			x 0-0 ① F5		x 0-0 ① 6-3	2	0	0	0	1	0	0
Joel Youngblood, R (9, PH) OBP: 0.355, SLG: 0.407										1	0	0	0	0	0	0
Roger Mason, R (1, 1) OBP: 0.071, SLG: 0.071		x 0-0 ③ F7		SSS 0-3 ③ K			x 0-0 ② L4		x 0-0 ② 4-3	1	0	0	0	0	0	0
Chuck Hensley, L (3, 1)										0	0	0	0	0	0	0
Mike Woodard, L (4, PH) OBP: 0.250, SLG: 0.375										1	0	0	0	0	1	1
Bill Laskey, R (5, 1)										0	0	0	0	0	0	0
Brad Gulden, L (7, PH) OBP: 0.154, SLG: 0.083										1	0	0	0	0	0	0
Juan Berenguer, R (8, 1)										0	0	0	0	0	0	0
Candy Maldonado, R (9, PH) OBP: 0.284, SLG: 0.556										1	0	0	0	0	0	0
Inning Stats	R: 1 H: 1 E: 0 LOB: 2 K: 1 BB: 2 S: 6 P: 14	R: 0 H: 0 E: 0 LOB: 0 K: 0 BB: 0 S: 3 P: 3	R: 1 H: 2 E: 0 LOB: 1 K: 0 BB: 0 S: 5 P: 5	R: 0 H: 0 E: 0 LOB: 1 K: 1 BB: 1 S: 5 P: 9	R: 0 H: 0 E: 0 LOB: 1 K: 1 BB: 1 S: 5 P: 9	R: 0 H: 0 E: 0 LOB: 0 K: 1 BB: 0 S: 5 P: 5	R: 0 H: 0 E: 0 LOB: 0 K: 0 BB: 0 S: 3 P: 3	R: 2 H: 3 E: 0 LOB: 1 K: 1 BB: 0 S: 8 P: 8	R: 0 H: 0 E: 0 LOB: 0 K: 1 BB: 0 S: 5 P: 5	1B: 2 2B: 2 3B: 1 HR: 1	SF: 0 SAC: 0 DP: 0 HBP: 0			WP: 0 PB: 0 SB: 1 CS: 0	PA: 37		

	AB	33
	R	4
	H	6
	RBI	4
	BB	4
	SO	6
	LOB	8

PITCHER		IP	WLS	BF	H	R	ER	SO	BB	IBB	HBP	BLK	WP	HR	S	P	ERA	WHIP
Ron Darling, R ERA: 3.81	(1, 1)	7.0	W	28	3	2	2	4	4	0	0	0	0	1	32	48	2.57	1.000
Roger McDowell, R ERA: 3.45	(8, 1)	2.0		9	3	2	2	2	0	0	0	0	0	0	13	13	9.00	1.500

PITCHER	IP	WLS	BF	H	R	ER	SO	BB	IBB	HBP	BLK	WP	HR	S	P	ERA	WHIP

New York Mets @ San Francisco Giants

Candlestick Park, San Francisco, CA

Thu May 22 1986, 6:33 AM EDT

Att. 27,442 - Unknown

TOP

livebaseballscorecards.com

Batter	1	2	3	4	5	6	7	8	9	AB	R	H	RBI	BB	SO	LOB
Mookie Wilson, S (1, 8) OBP: 0.324, SLG: 0.276	HR, SH3, 1B		L5			F7			K	4	1	1	0	0	1	0
Wally Backman, S (1, 4) OBP: 0.418, SLG: 0.500	SH3 1-2		3-1			F8			4-3	3	0	0	0	0	0	0
Keith Hernandez, L (1, 3) OBP: 0.421, SLG: 0.460	2-H, HR			F7			F8			3	1	1	2	0	0	0
Darryl Strawberry, L (1, 9) OBP: 0.331, SLG: 0.481	F8			K			F7			3	0	0	0	0	1	0
Gary Carter, R (1, 2) OBP: 0.327, SLG: 0.419	5-3			K			F9			3	0	0	0	0	1	0
George Foster, R (1, 7) OBP: 0.306, SLG: 0.411		K			6-3			K		3	0	0	0	0	2	0
Ray Knight, R (1, 5) OBP: 0.366, SLG: 0.550		G3			F8			4-3		3	0	0	0	0	0	0
Howard Johnson, S (1, 6) OBP: 0.349, SLG: 0.387		4-3			K			1-3		2	0	0	0	0	1	0
Doug Sisk, R (8, 1)										0	0	0	0	0	0	0
Dwight Gooden, R (1, 1) OBP: 0.182, SLG: 0.273			F8			F7			6-3	1	0	0	0	0	0	0
Rick Aguilera, R (5, 1)										0	0	0	0	0	0	0
Kevin Mitchell, R (5, 6) OBP: 0.314, SLG: 0.460										2	0	0	0	0	0	0
Lenny Dykstra, L (8, PH) OBP: 0.345, SLG: 0.358										1	0	0	0	0	0	0

Inning Stats	1	2	3	4	5	6	7	8	9
R	2	0	0	0	0	0	0	0	0
H	2	0	0	0	0	0	0	0	0
E	0	0	0	0	0	0	0	0	0
LOB	0	0	0	0	0	0	0	0	0
K	0	1	0	2	1	0	0	1	1
BB	0	0	0	0	0	0	0	0	0
S	5	5	3	7	5	3	3	5	5
P	5	5	3	7	5	3	3	5	5

1B	1
2B	0
3B	0
HR	1
SF	0
SAC	1
DP	0
HBP	0
WP	0
PB	0
SB	0
CS	0
PA	29

AB	28
R	2
H	2
RBI	2
BB	0
SO	6
LOB	0

PITCHER	IP	WLS	BF	H	R	ER	SO	BB	IBB	HBP	BLK	WP	HR	S	P	ERA	WHIP
Mike Krukow, R (1, 1) ERA: 3.86	8.0	W	26	2	2	2	5	0	0	0	0	0	1	36	36	2.25	0.250
Greg Minton, R (9, 1) ERA: 3.91	1.0		3	0	0	0	1	0	0	0	0	0	0	5	5	0.00	0.000

PITCHER	IP	WLS	BF	H	R	ER	SO	BB	IBB	HBP	BLK	WP	HR	S	P	ERA	WHIP

BOTTOM

New York Mets @ San Francisco Giants

Candlestick Park, San Francisco, CA

Thu May 22 1986, 6:33 AM EDT

Att. 27,442 - Unknown

livebaseballscorecards.com

Batter	1	2	3	4	5	6	7	8	9	AB	R	H	RBI	BB	SO	LOB
Dan Gladden, R (1, 8) OBP: 0.320, SLG: 0.338	F3		6-3	K		F3		FC4-6, 1B; 1B BB		4	1	0	0	1	1	1
Will Clark, L (1, 3) OBP: 0.331, SLG: 0.460	K		F6		1B; 1B; 1B	K		FC4-6 1-2		5	1	2	0	0	2	0
Chris Brown, R (1, 5) OBP: 0.393, SLG: 0.450	S 1B		1B		1B; 1B 1-2	6-3		FC4-6 1-2 2-3		5	2	3	0	0	0	2
Jeffrey Leonard, R (1, 7) OBP: 0.369, SLG: 0.507	3-1 1-2		G3		WP 1-2 2-3		E8	1B 1-2 3-H		5	2	2	1	0	0	2
Chili Davis, S (1, 9) OBP: 0.352, SLG: 0.457		E BB		2B	WP; S; BLK 1-3 2-H 3-H		6-3 2-H	FC5-4 1-3 2-H		4	3	4	4	1	0	0
Bob Brenly, R (1, 2) OBP: 0.377, SLG: 0.361	F9 1-2			5-3	1-3 1-3 3-H		6-3 2-3	FC5-4 1-2		5	0	0	0	0	0	6
Robby Thompson, R (1, 4) OBP: 0.338, SLG: 0.359	F8			1B; SH1-4 BB	6-3 3-H BB		5-3			2	1	0	0	2	0	2
Jose Uribe, S (1, 6) OBP: 0.336, SLG: 0.299	2-H 1B			SH1-4; S 1-3 2-H 1B	6-3 1-2		K			4	0	2	2	0	1	2
Mike Krukow, R (1, 1) OBP: 0.208, SLG: 0.174 Candy Maldonado, R (8, PH) OBP: 0.280, SLG: 0.548 Greg Minton, S (9, 1)	K			SH1-4 1-3 3-H	6-3			K		2 1 0	0 0 0	0 0 0	1 0 0	0 0 0	1 1 0	2 0 0
Inning Stats	R: 0 E: 0 K: 1 S: 6 H: 1 LOB: 1 BB: 0 P: 6	R: 1 E: 1 K: 1 S: 6 H: 1 LOB: 1 BB: 1 P: 10	R: 0 E: 0 K: 0 S: 4 H: 1 LOB: 1 BB: 0 P: 4	R: 2 E: 0 K: 1 S: 7 H: 2 LOB: 1 BB: 1 P: 11	R: 4 E: 0 K: 0 S: 7 H: 4 LOB: 1 BB: 1 P: 11	R: 0 E: 0 K: 1 S: 5 H: 0 LOB: 0 BB: 0 P: 5	R: 1 E: 1 K: 1 S: 7 H: 1 LOB: 1 BB: 0 P: 7	R: 2 E: 0 K: 1 S: 8 H: 3 LOB: 2 BB: 1 P: 12		1B: 12 2B: 1 3B: 0 HR: 0 SF: 0 SAC: 1 DP: 0 HBP: 0				WP: 1 PB: 0 SB: 3 CS: 0 PA: 42	

PITCHER		IP	WLS	BF	H	R	ER	SO	BB	IBB	HBP	BLK	WP	HR	S	P	ERA	WHIP
Dwight Gooden, R ERA: 1.96	(1, 1)	4.0	L	23	9	7	6	3	2	0	0	0	0	0	27	35	13.50	2.750
Rick Aguilera, R ERA: 7.25	(5, 1)	3.0		12	1	1	0	2	1	0	0	1	1	0	15	19	0.00	0.667
Doug Sisk, R ERA: 18.0	(8, 1)	1.0		7	3	2	2	1	1	0	0	0	0	0	8	12	18.00	4.000

PITCHER		IP	WLS	BF	H	R	ER	SO	BB	IBB	HBP	BLK	WP	HR	S	P	ERA	WHIP

AB	37
R	10
H	13
RBI	8
BB	4
SO	6
LOB	17

New York Mets @ San Diego Padres

Jack Murphy Stadium, San Diego, CA

Fri May 23 1986, 10:05 PM EDT

Att. 22,982 - Unknown

TOP

livebaseballscorecards.com

Batter	1	2	3	4	5	6	7	8	9	AB	R	H	RBI	BB	SO	LOB
Mookie Wilson, S (1, 8) OBP: 0.410, SLG: 0.471	SH3-1 4-3 2B		G3 1B		G4-6-3 1B		2-H 3-H 3B		BB S 1B	5	1	5	2	0	0	0
Wally Backman, S (1, 4) OBP: 0.408, SLG: 0.477	SH3-1 2-3		G3 1-2		G4-6-3 1-2f		5-3		BB 1-2	3	0	0	0	1	0	3
Keith Hernandez, L (1, 3) OBP: 0.421, SLG: 0.450	4-3 3-H		BB			K	IBB		F8	3	0	0	1	2	1	2
Darryl Strawberry, L (1, 9) OBP: 0.333, SLG: 0.470	BB		G3			G3	K 1-2		BB 1-2 2-3	3	0	0	0	2	1	4
Gary Carter, R (1, 2) OBP: 0.322, SLG: 0.434	F2			4-3		HR		F8	K	5	1	1	1	0	1	4
George Foster, R (1, 7) OBP: 0.304, SLG: 0.398		K		6-3		K		BB		3	0	0	0	1	2	0
Ray Knight, R (1, 5) OBP: 0.378, SLG: 0.557		L3-6 BB		2B			SH2-4 3B BB	K		2	1	1	0	2	1	1
Howard Johnson, S (1, 6) OBP: 0.344, SLG: 0.380		L3-6 1-2		F3			SH2-4 1-2 3B 1B	F8		4	1	1	0	0	0	3
Sid Fernandez, L (1, 1) OBP: 0.250, SLG: 0.167			K		4-3		SH2-4 1-2 2-3		F7	2	0	0	0	0	1	0
Lenny Dykstra, L (7, PH) OBP: 0.345, SLG: 0.358										0	0	0	0	0	0	0
Roger McDowell, R (7, 1) OBP: 0.250, SLG: 0.250										0	0	0	0	0	0	0
Danny Heep, L (9, PH) OBP: 0.396, SLG: 0.535										1	0	0	0	0	0	0
Jesse Orosco, R (9, 1)										0	0	0	0	0	0	0

	AB	31
	R	4
	H	8
	RBI	4
	BB	8
	SO	7
	LOB	17

Inning Stats	1	2	3	4	5	6	7	8	9	1B	SF	WP	PA
R	1	0	0	0	0	1	2	0	0	4	0	0	41
E	0	0	0	0	0	0	0	0	0	2B 3	SAC 2	PB 0	
K	0	1	1	0	0	2	1	1	1	3B 1	DP 2	SB 2	
S	4	4	6	4	3	8	7	5	6	HR 1	HBP 0	CS 0	
LOB	1	0	2	1	0	0	2	1	3				
BB	1	1	1	0	0	0	2	1	2				
P	8	8	10	4	3	8	15	9	14				
H	1	0	1	1	1	1	2	0	1				

PITCHER		IP	WLS	BF	H	R	ER	SO	BB	IBB	HBP	BLK	WP	HR	S	P	ERA	WHIP
LaMarr Hoyt, R ERA: 4.97	(1, 1)	6.1		27	6	4	4	4	4	0	0	0	0	1	31	47	5.68	1.579
Gene Walter, L ERA: 3.42	(7, 1)	0.2		4	1	0	0	1	0	1	0	0	0	0	5	9	0.00	1.500
Lance McCullers, R ERA: 1.25	(8, 1)	1.2		9	1	0	0	1	3	0	0	0	0	0	8	20	0.00	2.400
Rich Gossage, R ERA: 4.09	(9, 1)	0.1	W	1	0	0	0	1	0	0	0	0	0	0	3	3	0.00	0.000

BOTTOM

New York Mets @ San Diego Padres

Jack Murphy Stadium, San Diego, CA

Fri May 23 1986, 10:05 PM EDT

Att. 22,982 - Unknown

livebaseballscorecards.com

Batter	1	2	3	4	5	6	7	8	9	AB	R	H	RBI	BB	SO	LOB
Jerry Royster, R (1, 4) (9, 5) OBP: 0.315, SLG: 0.385	B B B B 4-0 FC6-4 BB	x 0-0 ③ F4 1-3 3-H		x 0-0 ② F8		x 0-0 ③ 5-3			x 0-0 HR 2B	4	1	1	0	1	0	3
Garry Templeton, S (1, 6) OBP: 0.257, SLG: 0.224	x 0-0 ① FC6-4 S 1-2f		x 0-0 E6 HR	x 0-0 ③ FC4-6 1-2f			S S S 0-3 ① K		B B B B 4-0 HR BB	4	2	0	0	1	1	3
Tony Gwynn, L (1, 9) OBP: 0.410, SLG: 0.510	S S S 0-3 ② K 1-2		x 0-0 ① L7		x 0-0 G5-4-3 1B		x 0-0 ② 3-1		x 0-0 1-H 2-H HR	5	1	2	3	0	1	2
Steve Garvey, R (1, 3) OBP: 0.272, SLG: 0.455	S S S 0-3 ③ K		x 0-0 1-H HR		x 0-0 ① ② G5-4-3 1-2f		x 0-0 ③ L7			4	1	1	2	0	1	2
Kevin McReynolds, R (1, 8) (9, 7) OBP: 0.368, SLG: 0.496	x 0-0 ① 6-3	x 0-0 ② F2		B B B B 4-0 HBP BB				x 0-0 ① 5-3		3	0	0	0	1	0	0
Graig Nettles, L (1, 5) OBP: 0.280, SLG: 0.383 Rich Gossage, R (9, 1)	x 0-0 HR	x 0-0 ③ G3		H 1-0 FC5-4 1-2 HBP				x 0-0 ② 3-1		3 0	1 0	1 0	1 0	0 0	0 0	0 0
Carmelo Martinez, R (1, 7) OBP: 0.309, SLG: 0.360 Marvell Wynne, L (9, 8) OBP: 0.313, SLG: 0.467	x 0-0 1B E 1B		x 0-0 BB 1B	x 0-0 ③ FC5-4 1-2f				x 0-0 ③ 6-3		4 0	1 0	2 0	0 0	0 0	0 0	2 0
Terry Kennedy, L (1, 2) OBP: 0.317, SLG: 0.376	S S S 0-3 ② K		B B B B 4-0 FC4-6 1-2 BB			x 0-0 ① 4-3			x 0-0 ① 3-1	3	0	0	0	1	1	1
LaMarr Hoyt, R (1, 1) OBP: 0.250, SLG: 0.250 Gene Walter, L (7, 1) OBP: 0.500, SLG: 0.667 Lance McCullers, S (8, 1) Tim Flannery, L (9, 4) OBP: 0.377, SLG: 0.450	x 0-0 WP 1-3 1B			S S S 0-3 ① K		S S S 0-3 ② K			x 0-0 ② F7	3 0 0 1	0 0 0 0	1 0 0 0	0 0 0 0	0 0 0 0	2 0 0 0	2 0 0 0
Inning Stats	R: 0 E: 0 K: 2 S: 7 H: 0 LOB: 1 BB: 1 P: 11	R: 2 E: 0 K: 1 S: 8 H: 3 LOB: 1 BB: 0 P: 8	R: 2 E: 1 K: 0 S: 5 H: 1 LOB: 0 BB: 0 P: 5	R: 0 E: 0 K: 1 S: 6 H: 1 LOB: 2 BB: 1 P: 10	R: 0 E: 0 K: 0 S: 3 H: 1 LOB: 2 BB: 1 P: 8	R: 0 E: 0 K: 1 S: 5 H: 0 LOB: 0 BB: 0 P: 5	R: 0 E: 0 K: 1 S: 5 H: 0 LOB: 0 BB: 0 P: 5	R: 0 E: 0 K: 0 S: 3 H: 0 LOB: 0 BB: 0 P: 3	R: 3 E: 0 K: 0 S: 4 H: 2 LOB: 0 BB: 1 P: 8	1B: 4 2B: 1 3B: 0 HR: 3	SF: 0 SAC: 0 DP: 1 HBP: 1	WP: 2 PB: 0 SB: 1 CS: 0	PA: 39				

	AB	34
	R	7
	H	8
	RBI	6
	BB	4
	SO	6
	LOB	15

PITCHER	IP	WLS	BF	H	R	ER	SO	BB	IBB	HBP	BLK	WP	HR	S	P	ERA	WHIP
Sid Fernandez, L (1, 1) ERA: 3.06	6.0		28	6	4	3	5	3	0	1	0	1	2	34	47	4.50	1.500
Roger McDowell, R (7, 1) ERA: 3.24	2.0		6	0	0	0	1	0	0	0	0	0	0	8	8	0.00	0.000
Jesse Orosco, L (9, 1) ERA: 1.86	0.2	L	5	2	3	3	0	1	0	0	0	0	1	4	8	40.50	4.500

PITCHER	IP	WLS	BF	H	R	ER	SO	BB	IBB	HBP	BLK	WP	HR	S	P	ERA	WHIP

New York Mets @ San Diego Padres

Jack Murphy Stadium, San Diego, CA

Sat May 24 1986, 10:05 PM EDT

Att. 36,679 - Unknown

TOP

livebaseballscorecards.com

Batter	1	2	3	4	5	6	7	8	9	AB	R	H	RBI	BB	SO	LOB
Mookie Wilson, S (1, 8) (8, 7) OBP: 0.386, SLG: 0.436	K		L8		F7		S 1B		5-3	5	0	1	0	0	1	1
Kevin Mitchell, R (1, 5) OBP: 0.327, SLG: 0.463	K			E 1B 1B	S 1B		K 1-2			4	2	2	0	0	2	1
Keith Hernandez, L (1, 3) OBP: 0.423, SLG: 0.451	1B			E9 F8 1B SF8 1-3 1B	K 1-2		G1-4-2			4	1	2	0	0	1	2
Gary Carter, R (1, 2) OBP: 0.327, SLG: 0.436	L6			1B 2B 1-2 3-H 1B	2-H 1B			K		4	1	2	2	0	1	1
Darryl Strawberry, L (1, 9) OBP: 0.325, SLG: 0.456		K		F8 2-3	F7			G3		4	0	0	0	0	1	3
George Foster, R (1, 7) OBP: 0.302, SLG: 0.396		6-3		SF8 3-H		G6-4-3 1B		L6		3	0	1	1	0	0	0
Lenny Dykstra, L (8, 8) OBP: 0.345, SLG: 0.358										0	0	0	0	0	0	0
Tim Teufel, R (1, 4) OBP: 0.323, SLG: 0.318		F7		1-2 2B 1B		F9			6-3	4	1	1	0	0	0	1
Rafael Santana, R (1, 6) OBP: 0.227, SLG: 0.232			6-3	1-H 2-H 2B		G6-4-3 1-2f			1B	4	0	2	2	0	0	1
Bruce Berenyi, R (1, 1)			K	K			L9		K	2	0	0	0	0	2	1
Randy Niemann, L (6, 1)										0	0	0	0	0	0	0
Howard Johnson, S (7, PH) OBP: 0.341, SLG: 0.375										1	0	0	0	0	0	0
Roger McDowell, R (7, 1) OBP: 0.200, SLG: 0.200										1	0	0	0	0	1	1
Jesse Orosco, R (9, 1)										0	0	0	0	0	0	0
Inning Stats	R: 0 E: 0 K: 2 S: 8 H: 1 LOB: 1 BB: 0 P: 8	R: 0 E: 0 K: 1 S: 5 H: 0 LOB: 0 BB: 0 P: 5	R: 0 E: 0 K: 1 S: 5 H: 0 LOB: 0 BB: 0 P: 5	R: 4 E: 1 K: 1 S: 10 H: 5 LOB: 1 BB: 0 P: 10	R: 1 E: 0 K: 1 S: 7 H: 2 LOB: 1 BB: 0 P: 7	R: 0 E: 0 K: 0 S: 3 H: 1 LOB: 0 BB: 0 P: 3	R: 0 E: 0 K: 1 S: 6 H: 1 LOB: 1 BB: 0 P: 6	R: 0 E: 0 K: 1 S: 5 H: 0 LOB: 0 BB: 0 P: 5	R: 0 E: 0 K: 1 S: 6 H: 1 LOB: 1 BB: 0 P: 6	1B: 10 2B: 1 3B: 0 HR: 0	SF: 1 SAC: 0 DP: 1 HBP: 0						

	AB	36
	R	5
	H	11
	RBI	5
	BB	0
	SO	9
	LOB	12

WP: 0 PB: 0 SB: 2 CS: 0 PA: 37

PITCHER		IP	WLS	BF	H	R	ER	SO	BB	IBB	HBP	BLK	WP	HR	S	P	ERA	WHIP
Mark Thurmond, L ERA: 6.46	(1, 1)	3.2	L	17	6	4	4	4	0	0	0	0	0	0	25	25	9.82	1.636
Tim Stoddard, R ERA: 4.56	(4, 1)	1.1		6	2	1	1	2	0	0	0	0	0	0	10	10	6.75	1.500
Gene Walter, L ERA: 3.28	(6, 1)	1.0		3	1	0	0	0	0	0	0	0	0	0	3	3	0.00	1.000
Lance McCullers, R ERA: 1.14	(7, 1)	2.0		7	1	0	0	2	0	0	0	0	0	0	11	11	0.00	0.500
Craig Lefferts, L ERA: 1.86	(9, 1)	1.0		4	1	0	0	1	0	0	0	0	0	0	6	6	0.00	1.000

BOTTOM

New York Mets @ San Diego Padres

Jack Murphy Stadium, San Diego, CA

Sat May 24 1986, 10:05 PM EDT

Att. 36,679 - Unknown

livebaseballscorecards.com

Batter	1	2	3	4	5	6	7	8	9	AB	R	H	RBI	BB	SO	LOB
Marvell Wynne, L (1, 8) OBP: 0.321, SLG: 0.460	F8		G3-6-3, 1B		F9	F8		BB, FC7-6-5, 1B		5	0	2	0	0	0	3
Garry Templeton, S (1, 6) OBP: 0.255, SLG: 0.223	K		G3-6-3		FC3-2, BB		G4-6-3, 1B	FC7-6-5, FC5, BB		5	0	1	0	0	1	4
Tony Gwynn, L (1, 9) OBP: 0.421, SLG: 0.513	6-3		1B		FC6-4, BB		E, 1B	BB		3	0	2	0	2	0	0
Steve Garvey, R (1, 3) OBP: 0.263, SLG: 0.440		5-3	F9		FC6-4		G4-6-3	FC5		5	0	0	0	0	0	8
Terry Kennedy, L (1, 2) OBP: 0.326, SLG: 0.375		HR, BB		6-3		F7	IBB		1B	3	1	1	0	2	0	0
Kevin McReynolds, R (1, 7) OBP: 0.375, SLG: 0.541		HR		F9		HR	K		1B	5	2	3	3	0	1	3
Graig Nettles, L (1, 5) OBP: 0.288, SLG: 0.418 Jerry Royster, R (9, PH) OBP: 0.311, SLG: 0.379		HR		1B		K	4-3		F9	4 1	1 0	2 0	1 0	0 0	1 0	3 2
Tim Flannery, L (1, 4) OBP: 0.370, SLG: 0.433		K		F7		BB		4-3	K	4	0	0	0	1	2	3
Mark Thurmond, L (1, 1) OBP: 1.000, SLG: 0.286 Tim Stoddard, R (4, 1) John Kruk, L (5, PH) OBP: 0.400, SLG: 0.438 Gene Walter, L (6, 1) OBP: 0.000, SLG: 0.667 Carmelo Martinez, R (6, PH) OBP: 0.000, SLG: 0.000 Lance McCullers, S (7, 1) Dane Iorg, L (8, PH) OBP: 0.333, SLG: 0.500 Dave Dravecky, R (8, PB) OBP: 0.000, SLG: 0.000 Craig Lefferts, L (9, 1) OBP: 0.400, SLG: 1.333 Bruce Bochy, R (9, PH) OBP: 0.475, SLG: 0.750		5-3			FC3-2, 2B		1-2, BB		F3	1 0 1 0 0 0 0 1 0 1	0 0 0 0 0 0 0 1 0 0	0 0 1 0 0 0 0 1 0 0	0 0 0 0 0 0 1 0 0 0	0 0 0 0 0 0 0 0 0 0	0 0 0 0 0 0 0 0 0 0	0 0 0 0 0 0 0 0 0 2
Inning Stats	R: 0 E: 0 K: 1 S: 5 H: 0 LOB: 0 BB: 0 P: 5	R: 3 E: 0 K: 1 S: 7 H: 2 LOB: 0 BB: 1 P: 11	R: 0 E: 0 K: 0 S: 4 H: 2 LOB: 1 BB: 0 P: 4	R: 0 E: 0 K: 0 S: 4 H: 1 LOB: 1 BB: 0 P: 4	R: 0 E: 0 K: 0 S: 4 H: 1 LOB: 2 BB: 1 P: 8	R: 1 E: 0 K: 1 S: 6 H: 1 LOB: 2 BB: 2 P: 14	R: 0 E: 1 K: 1 S: 7 H: 2 LOB: 3 BB: 1 P: 11	R: 0 E: 0 K: 0 S: 5 H: 2 LOB: 3 BB: 1 P: 9	R: 0 E: 0 K: 1 S: 7 H: 2 LOB: 2 BB: 0 P: 7	1B: 9 2B: 1 3B: 0 HR: 3 SF: 0 SAC: 0 DP: 1 HBP: 0						

AB	39
R	4
H	13
RBI	4
BB	6
SO	5
LOB	28

WP: 0 PA: 45
PB: 0
SB: 0
CS: 0

PITCHER		IP	WLS	BF	H	R	ER	SO	BB	IBB	HBP	BLK	WP	HR	S	P	ERA	WHIP
Bruce Berenyi, R ERA: 5.4	(1, 1)	5.1	W	24	7	4	3	2	2	0	0	0	0	3	26	34	5.06	1.688
Randy Niemann, L ERA: 3.18	(6, 1)	0.2		4	0	0	0	1	2	0	0	0	0	0	4	12	0.00	3.000
Roger McDowell, R ERA: 3.06	(7, 1)	2.0		14	6	0	0	1	1	1	0	0	0	0	14	22	0.00	3.500
Jesse Orosco, L ERA: 1.77	(9, 1)	1.0	S	3	0	0	0	1	0	0	0	0	0	0	5	5	0.00	0.000

PITCHER	IP	WLS	BF	H	R	ER	SO	BB	IBB	HBP	BLK	WP	HR	S	P	ERA	WHIP

New York Mets @ San Diego Padres

Jack Murphy Stadium, San Diego, CA

Sun May 25 1986, 6:33 AM EDT

Att. 30,296 - Unknown

TOP

livebaseballscorecards.com

Batter	1	2	3	4	5	6	7	8	9	10	11	AB	R	H	RBI	BB	SO	LOB
Lenny Dykstra, L (1, 8) OBP: 0.344, SLG: 0.357	F7		1B		1-3		3-1			4-3 1B	5-3 1-2	6	1	2	0	0	0	3
Wally Backman, S (1, 4) OBP: 0.408, SLG: 0.486	2B		F8		6-3			4-3 WP 1B		4-3 1-2		5	1	2	0	0	0	2
Keith Hernandez, L (1, 3) OBP: 0.416, SLG: 0.443	6-3		F9 1B 1-3 1B		F8			4-3 1-3		L8		5	0	1	0	0	0	3
Darryl Strawberry, L (1, 9) OBP: 0.345, SLG: 0.468	IBB		1-2 3-H 1B			BBB CS BB		3-H CS 1B			S S WP 1B	3	1	3	2	2	0	0
Kevin Mitchell, R (1, 6) OBP: 0.310, SLG: 0.439	F3		F9 2-3			F2 1-2		1-2 4-3			F3	3	0	0	0	0	0	5
Danny Heep, L (8, PH) OBP: 0.388, SLG: 0.523												1	0	0	0	0	0	1
Rafael Santana, R (8, 6) OBP: 0.224, SLG: 0.229		F7	F8			3-1			F8		WP S 1-2 SF9 BB	4	1	0	0	1	0	2
Mookie Wilson, S (1, 7) OBP: 0.367, SLG: 0.395		S 1B		K			F9		G6-4-3 1B		SF9 WP 1-2 2-3 IBB	4	0	2	0	1	1	0
Howard Johnson, S (1, 5) OBP: 0.354, SLG: 0.381		K 1-2		F8			SH1-4 1B		G6-4-3 1-2f		DI 1-2 2-3 3-H BB	4	0	1	0	1	1	2
Ed Hearn, R (1, 2) OBP: 0.556, SLG: 0.571		F7		K			SH1-4 1-2			F7	SF9 2-3 3-H	2	0	0	0	0	1	1
Bob Ojeda, L (1, 1) OBP: 0.100, SLG: 0.100												1	0	0	0	0	0	0
Tim Teufel, R (10, PH) OBP: 0.320, SLG: 0.314												0	0	0	1	0	0	0
Jesse Orosco, R (10, 1)																		
Inning Stats	R: 0 E: 0 K: 0 S: 4 H: 1 LOB: 2 BB: 1 P: 8	R: 0 E: 0 K: 1 S: 6 H: 1 LOB: 1 BB: 0 P: 6	R: 1 E: 0 K: 0 S: 6 H: 3 LOB: 2 BB: 0 P: 6	R: 0 E: 0 K: 2 S: 7 H: 0 LOB: 0 BB: 0 P: 7	R: 0 E: 0 K: 0 S: 3 H: 0 LOB: 0 BB: 0 P: 3	R: 0 E: 0 K: 0 S: 2 H: 0 LOB: 0 BB: 1 P: 6	R: 0 E: 0 K: 0 S: 4 H: 1 LOB: 1 BB: 0 P: 4	R: 1 E: 0 K: 0 S: 4 H: 2 LOB: 0 BB: 0 P: 4	R: 0 E: 0 K: 0 S: 3 H: 1 LOB: 0 BB: 0 P: 3	R: 0 E: 0 K: 0 S: 4 H: 1 LOB: 1 BB: 0 P: 4	R: 2 E: 0 K: 0 S: 4 H: 1 LOB: 2 BB: 3 P: 16	1B: 10 2B: 1 3B: 0 HR: 0	SF: 1 SAC: 1 DP: 1 HBP: 0					

PITCHER	IP	WLS	BF	H	R	ER	SO	BB	IBB	HBP	BLK	WP	HR	S	P	ERA	WHIP
Eric Show, R (1, 1) ERA: 2.93	7.0		29	7	2	2	3	1	1	0	0	0	0	33	41	2.57	1.143
Rich Gossage, R (8, 1) ERA: 3.6	3.0		10	3	0	0	0	0	0	0	0	1	0	10	10	0.00	1.000
Craig Lefferts, L (11, 1) ERA: 2.45	0.1	L	4	1	2	2	0	1	1	0	0	0	0	2	10	54.00	6.000
Lance McCullers, R (11, 1) ERA: 1.13	0.1		2	0	0	0	0	1	0	0	0	1	0	1	5	0.00	3.000
Gene Walter, L (11, 1) ERA: 3.24	0.1		1	0	0	0	0	0	0	0	0	0	0	1	1	0.00	0.000

PITCHER	IP	WLS	BF	H	R	ER	SO	BB	IBB	HBP	BLK	WP	HR	S	P	ERA	WHIP

AB	39
R	4
H	11
RBI	3
BB	5
SO	3
LOB	20

WP: 2 PB: 0 SB: 4 CS: 2 PA: 46

Batter	1	2	3	4	5	6	7	8	9	10	11	AB	R	H	RBI	BB	SO	LOB
Jerry Royster, R (1, 5) OBP: 0.304, SLG: 0.380	E 2B		F6		6-3			F8		F3		5	1	1	0	0	0	1
Tony Gwynn, L (1, 9) OBP: 0.421, SLG: 0.506	F9 2-H		F7			6-3		S 1B		S S BB		4	0	1	0	1	0	0
Kevin McReynolds, R (1, 8) (8, 7) OBP: 0.382, SLG: 0.540	BB 1B 1B		S S S K			G1-6-3 1B		5-3 1-2		FC6-4 IBB 1-2		4	1	2	0	1	1	1
Steve Garvey, R (1, 3) OBP: 0.262, SLG: 0.429	1B BB 1-2			6-3		G1-6-3 1-2f			L8	FC6-4 1-2 2-3		4	0	0	0	1	0	3
Carmelo Martinez, R (1, 7) Marvell Wynne, L (7, PR) (8, 8) OBP: 0.327, SLG: 0.371 OBP: 0.327, SLG: 0.451	1B 1-3 2-H			S S S K			S 1B		6-3 BB		F9	3 1	0 0	2 0	1 0	0 0	1 1	0 0
Bruce Bochy, R (1, 2) OBP: 0.353, SLG: 0.621	F8			6-3			5-3 1-2		6-3 1-2		F7	5	0	0	0	0	0	3
Garry Templeton, S (1, 6) OBP: 0.259, SLG: 0.224		1-3			SH1-4 1B		1-3				4-3	4	0	1	0	1	0	2
Tim Flannery, L (1, 4) OBP: 0.358, SLG: 0.417		F7			S S S K		S S S K		L6			4	0	0	0	0	2	5
Eric Show, R (1, 1) Rich Gossage, R (8, 1) Terry Kennedy, L (10, PH) OBP: 0.324, SLG: 0.372 Craig Lefferts, L (11, 1) OBP: 0.333, SLG: 1.333 Lance McCullers, S (11, 1) Gene Walter, L (11, 1) OBP: 0.500, SLG: 0.667		S S S K			SH1-4 1-2			S S S K		S S S K		1 1 1 0 0 0	0 0 0 0 0 0	0 0 0 0 0 0	0 0 0 0 0 0	1 1 1 0 0 0	0 0 0 0 0 0	0 0 0 0 0 0
Inning Stats	R: 2 H: 3 E: 1 LOB: 1 K: 0 BB: 1 S: 5 P: 9	R: 0 H: 0 E: 0 LOB: 0 K: 1 BB: 0 S: 5 P: 5	R: 0 H: 0 E: 0 LOB: 0 K: 1 BB: 0 S: 5 P: 5	R: 0 H: 0 E: 0 LOB: 0 K: 1 BB: 0 S: 5 P: 5	R: 0 H: 0 E: 0 LOB: 1 K: 1 BB: 0 S: 6 P: 6	R: 0 H: 1 E: 0 LOB: 0 K: 0 BB: 0 S: 3 P: 3	R: 0 H: 1 E: 0 LOB: 2 K: 1 BB: 0 S: 6 P: 6	R: 0 H: 1 E: 0 LOB: 1 K: 1 BB: 0 S: 6 P: 6	R: 0 H: 0 E: 0 LOB: 2 K: 0 BB: 2 S: 3 P: 11	R: 0 H: 0 E: 0 LOB: 2 K: 1 BB: 2 S: 5 P: 13	R: 0 H: 0 E: 0 LOB: 0 K: 0 BB: 0 S: 3 P: 3	1B: 6 SF: 0 2B: 1 SAC: 1 3B: 0 DP: 1 HR: 0 HBP: 0						

PITCHER		IP	WLS	BF	H	R	ER	SO	BB	IBB	HBP	BLK	WP	HR	S	P	ERA	WHIP
Bob Ojeda, L ERA: 1.7	(1, 1)	9.0		35	7	2	2	6	2	1	0	0	0	0	44	56	2.00	1.000
Jesse Orosco, L ERA: 1.61	(10, 1)	2.0	W	8	0	0	0	1	1	1	0	0	0	0	8	16	0.00	0.500

PITCHER	IP	WLS	BF	H	R	ER	SO	BB	IBB	HBP	BLK	WP	HR	S	P	ERA	WHIP

BOTTOM

New York Mets @ San Diego Padres

Jack Murphy Stadium, San Diego, CA

Sun May 25 1986, 6:33 AM EDT

Att. 30,296 - Unknown

livebaseballscorecards.com

AB	37
R	2
H	7
RBI	1
BB	5
SO	7
LOB	15

Batter	1	2	3	4	5	6	7	8	9	AB	R	H	RBI	BB	SO	LOB
Steve Sax, R (1, 4) OBP: 0.368, SLG: 0.436	6-3		K			5-3		F9		4	0	0	0	0	1	0
Ken Landreaux, L (1, 8) OBP: 0.321, SLG: 0.400	HR		K			K		FC6-4, BB		3	1	1	1	1	2	0
Bill Madlock, R (1, 5) OBP: 0.286, SLG: 0.301	F8		K			6-3		FC6-4, 1-2f		4	0	0	0	0	1	1
Mike Marshall, R (1, 9) OBP: 0.317, SLG: 0.521	K			6-3			FC6-4, 1B		K	4	0	1	0	0	2	0
Mike Scioscia, L (1, 2) OBP: 0.424, SLG: 0.380		6-3		5-3			FC6-4, 1B, 1-2f		2B	4	0	1	0	0	0	1
Greg Brock, L (1, 3) OBP: 0.305, SLG: 0.315		BB, 1B		4-3			1B, 1-2		K	2	0	1	0	1	0	0
Alejandro Pena, R (7, 1)										0	0	0	0	0	0	0
Cesar Cedeno, R (9, PH) OBP: 0.293, SLG: 0.290										1	0	0	0	0	1	1
Franklin Stubbs, L (1, 7) OBP: 0.277, SLG: 0.462		K			K		K	4-3		4	0	0	0	0	3	4
Mariano Duncan, R (1, 6) OBP: 0.260, SLG: 0.247		1B, 1-2			K		6-3			3	0	1	0	0	1	2
Bob Welch, R (1, 1) OBP: 0.120, SLG: 0.208		6-3			K			3-1		2	0	0	0	0	1	2
Tom Niedenfuer, R (6, 1) OBP: 0.500, SLG: 0.500										0	0	0	0	0	0	0
Ed Vande Berg, R (6, 1)										0	0	0	0	0	0	0
Len Matuszek, L (7, 3)										1	0	0	0	0	0	0
Inning Stats	R: 1 E: 0 K: 1 S: 6 H: 1 LOB: 0 BB: 0 P: 6	R: 0 E: 0 K: 1 S: 6 H: 1 LOB: 2 BB: 1 P: 10	R: 0 E: 0 K: 3 S: 9 H: 0 LOB: 0 BB: 0 P: 9	R: 0 E: 0 K: 0 S: 3 H: 0 LOB: 0 BB: 0 P: 3	R: 0 E: 0 K: 3 S: 9 H: 0 LOB: 0 BB: 0 P: 9	R: 0 E: 0 K: 1 S: 5 H: 0 LOB: 0 BB: 0 P: 5	R: 0 E: 0 K: 1 S: 7 H: 2 LOB: 2 BB: 0 P: 7	R: 0 E: 0 K: 0 S: 3 H: 0 LOB: 1 BB: 1 P: 7	R: 0 E: 0 K: 2 S: 8 H: 1 LOB: 1 BB: 0 P: 8	1B: 3 2B: 1 3B: 0 HR: 1 SF: 0 SAC: 0 DP: 0 HBP: 0	WP: 0 PB: 0 SB: 0 CS: 0 PA: 34					

PITCHER	IP	WLS	BF	H	R	ER	SO	BB	IBB	HBP	BLK	WP	HR	S	P	ERA	WHIP
Ron Darling, R (1, 1) ERA: 3.38	9.0	W	34	5	1	1	12	2	0	0	0	0	1	56	64	1.00	0.778

PITCHER	IP	WLS	BF	H	R	ER	SO	BB	IBB	HBP	BLK	WP	HR	S	P	ERA	WHIP

TOP

Los Angeles Dodgers @ New York Mets

Shea Stadium, Flushing, NY

Tue May 27 1986, 7:05 PM EDT

Att. 35,643 - Unknown

livebaseballscorecards.com

AB	32
R	1
H	5
RBI	1
BB	2
SO	12
LOB	11

BOTTOM

Los Angeles Dodgers @ New York Mets

Shea Stadium, Flushing, NY

Tue May 27 1986, 7:05 PM EDT

Att. 35,643 - Unknown

livebaseballscorecards.com

Batter	1	2	3	4	5	6	7	8	9	AB	R	H	RBI	BB	SO	LOB
Lenny Dykstra, L (1, 8) OBP: 0.346, SLG: 0.359	4-3			FC4-6 1B		2B 1B F8		4-3		5	1	2	0	0	0	3
Wally Backman, S (1, 4) OBP: 0.395, SLG: 0.480	G3			FC4-6 E 1B SF9 1-2f		1B 1B 2B 1-H L4-3 1-2		G3		5	2	1	1	0	0	4
Keith Hernandez, L (1, 3) OBP: 0.424, SLG: 0.471	K			E9 1B 1-3		1B 1B HR 1B 2-3	HR			4	2	3	1	0	1	0
Gary Carter, R (1, 2) OBP: 0.325, SLG: 0.434		K		SF9 3-H		HR 1B 1-2 3-H	F7			3	1	1	2	0	1	0
Danny Heep, L (1, 9) OBP: 0.396, SLG: 0.542		F6		G3		HR 1B 1-2 2-3	4-3 2B			4	1	2	0	0	0	1
George Foster, R (1, 7) OBP: 0.300, SLG: 0.420		K	K		K	HR 1-H 2-H 3-H	4-3 2-3			4	1	1	4	0	2	1
Ray Knight, R (1, 5) OBP: 0.381, SLG: 0.548			K	K	K	HBP SH 1B	BB			2	0	0	0	1	2	0
Rafael Santana, R (1, 6) OBP: 0.238, SLG: 0.233			K	HBP		1B SH 1-2	K			3	0	1	0	0	2	2
Ron Darling, R (1, 1) OBP: 0.148, SLG: 0.080			F4		K	SH L4-3 1-2 2-3		F8		3	0	0	0	0	1	1
Inning Stats	R: 0 H: 0 E: 0 LOB: 0 K: 1 BB: 0 S: 5 P: 5	R: 0 H: 0 E: 0 LOB: 0 K: 2 BB: 0 S: 7 P: 7	R: 0 H: 0 E: 0 LOB: 0 K: 2 BB: 0 S: 7 P: 7	R: 1 H: 2 E: 1 LOB: 1 K: 0 BB: 0 S: 5 P: 5	R: 0 H: 0 E: 0 LOB: 1 K: 3 BB: 0 S: 9 P: 10	R: 6 H: 7 E: 1 LOB: 2 K: 0 BB: 0 S: 10 P: 11	R: 1 H: 2 E: 0 LOB: 2 K: 1 BB: 1 S: 7 P: 11	R: 0 H: 0 E: 0 LOB: 0 K: 0 BB: 0 S: 3 P: 3		1B: 7 SF: 1 2B: 3 SAC: 1 3B: 0 DP: 1 HR: 2 HBP: 2						

	AB	33
	R	8
	H	11
	RBI	8
	BB	1
	SO	9
	LOB	12

WP: 0 PA: 38
PB: 0
SB: 0
CS: 0

PITCHER		IP	WLS	BF	H	R	ER	SO	BB	IBB	HBP	BLK	WP	HR	S	P	ERA	WHIP
Bob Welch, R ERA: 3.45	(1, 1)	5.0	L	23	7	6	5	8	0	0	1	0	0	0	38	39	9.00	1.400
Tom Niedenfuer, R ERA: 3.67	(6, 1)	0.0		4	2	1	1	0	0	0	1	0	0	1	3	4	∞	∞
Ed Vande Berg, L ERA: 2.66	(6, 1)	1.0		2	0	0	0	0	0	0	0	0	0	0	2	2	0.00	0.000
Alejandro Pena, R ERA: 4.5	(7, 1)	2.0		9	2	1	1	1	1	0	0	0	0	1	10	14	4.50	1.500

PITCHER	IP	WLS	BF	H	R	ER	SO	BB	IBB	HBP	BLK	WP	HR	S	P	ERA	WHIP

Batter	1	2	3	4	5	6	7	8	9	AB	R	H	RBI	BB	SO	LOB
Steve Sax, R (1, 4) OBP: 0.366, SLG: 0.450	F8			K		5-3		HR		4	1	1	1	0	1	0
Ken Landreaux, L (1, 8) OBP: 0.313, SLG: 0.388	F9			K		F8		6-3		4	0	0	0	0	1	0
Bill Madlock, R (1, 5) OBP: 0.284, SLG: 0.299	K			6-3			FC3-6 1B		F8	4	0	1	0	0	1	0
Mike Marshall, R (1, 9) OBP: 0.315, SLG: 0.515		K			1B		K		K	4	0	1	0	0	3	1
Mike Scioscia, L (1, 2) OBP: 0.419, SLG: 0.384		F9			F8		FC3-6 BB 1-2f		2B	4	0	1	0	0	0	2
Greg Brock, L (1, 3) OBP: 0.303, SLG: 0.307		4-3			F8		BB 1-2		F8	3	0	0	0	1	0	2
Franklin Stubbs, L (1, 7) OBP: 0.269, SLG: 0.447			5-3		K		K			3	0	0	0	0	2	3
Mariano Duncan, R (1, 6) OBP: 0.266, SLG: 0.268			K			HR		BB G1-6-3		2	1	1	1	1	1	0
Jerry Reuss, L (1, 1) OBP: 0.308, SLG: 0.308			K			6-3		G1-6-3 1-2f		2	0	0	0	0	1	0
Ed Vande Berg, R (6, 1)										0	0	0	0	0	0	0
Tom Niedenfuer, R (6, 1) OBP: 0.500, SLG: 0.500										0	0	0	0	0	0	0
Len Matuszek, L (8, PH)										1	0	0	0	0	0	1
Ken Howell, R (8, 1)										0	0	0	0	0	0	0
Inning Stats	R: 0 E: 0 K: 1 S: 5 H: 0 LOB: 0 BB: 0 P: 5	R: 0 E: 0 K: 1 S: 5 H: 0 LOB: 0 BB: 0 P: 5	R: 0 E: 0 K: 2 S: 7 H: 0 LOB: 0 BB: 0 P: 7	R: 0 E: 0 K: 2 S: 7 H: 0 LOB: 0 BB: 0 P: 7	R: 0 E: 0 K: 1 S: 6 H: 1 LOB: 1 BB: 0 P: 6	R: 1 E: 0 K: 0 S: 4 H: 1 LOB: 0 BB: 0 P: 4	R: 0 E: 0 K: 2 S: 8 H: 1 LOB: 2 BB: 1 P: 12	R: 1 E: 0 K: 0 S: 3 H: 1 LOB: 0 BB: 1 P: 7	R: 0 E: 0 K: 1 S: 6 H: 1 LOB: 1 BB: 0 P: 6	1B: 2 2B: 1 3B: 0 HR: 2 SF: 0 SAC: 0 DP: 1 HBP: 0						

PITCHER	IP	WLS	BF	H	R	ER	SO	BB	IBB	HBP	BLK	WP	HR	S	P	ERA	WHIP
Dwight Gooden, R (1, 1) ERA: 1.96	9.0	W	33	5	2	2	10	2	0	0	0	0	2	51	59	2.00	0.778

PITCHER	IP	WLS	BF	H	R	ER	SO	BB	IBB	HBP	BLK	WP	HR	S	P	ERA	WHIP

TOP

Los Angeles Dodgers @ New York Mets

Shea Stadium, Flushing, NY

Wed May 28 1986, 7:05 PM EDT

Att. 41,032 - Unknown

livebaseballscorecards.com

AB	31
R	2
H	5
RBI	2
BB	2
SO	10
LOB	9

WP: 0	PA: 33
PB: 0	
SB: 0	
CS: 0	

Batter	1	2	3	4	5	6	7	8	9	AB	R	H	RBI	BB	SO	LOB
Mookie Wilson, S (1, 8) (8, 7) OBP: 0.358, SLG: 0.404	5-3		3-1			E HR 2B	1-4-3			4	1	1	0	0	0	0
Kevin Mitchell, R (1, 9) OBP: 0.323, SLG: 0.483	F4			6-3		2-H HR		BBBB FC6-4 BB		3	1	1	2	1	0	0
Keith Hernandez, L (1, 3) OBP: 0.425, SLG: 0.471	1B			4-3		BB 1B 1B		FC6-4 FC5-4-3-4 1-2f		4	1	2	0	0	0	1
Gary Carter, R (1, 2) OBP: 0.329, SLG: 0.453	F4			HR		BBBB 1B 1-2 BB		FC5-4-3-4 BB 1-2		3	1	1	1	1	0	2
George Foster, R (1, 7) OBP: 0.292, SLG: 0.408		F8		SSS K		F7		BBBB 1-2 BB		3	0	0	0	0	1	2
Lenny Dykstra, L (8, 8) OBP: 0.351, SLG: 0.359										0	0	0	0	1	0	0
Ray Knight, R (1, 5) OBP: 0.385, SLG: 0.555		F7			2B	L1-3 1-3 2-H 1B		F4		4	0	2	1	0	0	2
Tim Teufel, R (1, 4) OBP: 0.314, SLG: 0.307		6-3			6-3	L1-3 1-2				2	0	0	0	0	0	1
Danny Heep, L (6, PH) OBP: 0.389, SLG: 0.531										1	0	0	0	0	0	2
Wally Backman, S (7, 4) OBP: 0.395, SLG: 0.480										0	0	0	0	0	0	0
Rafael Santana, R (1, 6) OBP: 0.229, SLG: 0.224			G3		F4		F7			3	0	0	0	0	0	1
Dwight Gooden, R (1, 1) OBP: 0.160, SLG: 0.240			SSS K		SSS K		F8			3	0	0	0	0	2	1
Inning Stats	R: 0 H: 1 E: 0 LOB: 1 K: 0 BB: 0 S: 4 P: 4	R: 0 H: 0 E: 0 LOB: 0 K: 0 BB: 0 S: 3 P: 3	R: 0 H: 0 E: 0 LOB: 0 K: 1 BB: 0 S: 5 P: 5	R: 1 H: 1 E: 0 LOB: 0 K: 1 BB: 0 S: 6 P: 6	R: 0 H: 1 E: 0 LOB: 1 K: 1 BB: 0 S: 6 P: 6	R: 3 H: 4 E: 1 LOB: 1 K: 0 BB: 1 S: 6 P: 10	R: 0 H: 0 E: 0 LOB: 0 K: 0 BB: 0 S: 3 P: 3	R: 0 H: 0 E: 0 LOB: 2 K: 0 BB: 2 S: 3 P: 11		1B: 3 SF: 0 2B: 3 SAC: 0 3B: 0 DP: 1 HR: 2 HBP: 0						WP: 0 PA: 33 PB: 0 SB: 0 CS: 0

PITCHER		IP	WLS	BF	H	R	ER	SO	BB	IBB	HBP	BLK	WP	HR	S	P	ERA	WHIP
Jerry Reuss, L ERA: 5.08	(1, 1)	5.0	L	19	4	2	2	3	0	0	0	0	0	1	25	25	3.60	0.800
Ed Vande Berg, L ERA: 3.48	(6, 1)	0.1		5	3	2	2	0	1	0	0	0	0	1	4	8	54.00	12.000
Tom Niedenfuer, R ERA: 3.45	(6, 1)	1.2		4	0	0	0	0	0	0	0	0	0	0	4	4	0.00	0.000
Ken Howell, R ERA: 1.16	(8, 1)	1.0		5	0	0	0	0	2	0	0	0	0	0	3	11	0.00	2.000

PITCHER	IP	WLS	BF	H	R	ER	SO	BB	IBB	HBP	BLK	WP	HR	S	P	ERA	WHIP

BOTTOM

Los Angeles Dodgers @ New York Mets

Shea Stadium, Flushing, NY

Wed May 28 1986, 7:05 PM EDT

Att. 41,032 - Unknown

livebaseballscorecards.com

AB	30
R	4
H	7
RBI	4
BB	3
SO	3
LOB	12

Batter	1	2	3	4	5	6	7	8	9	AB	R	H	RBI	BB	SO	LOB
Mariano Duncan, R (1, 6) OBP: 0.271, SLG: 0.275	6-3			BB		F8		2B		3	1	1	0	1	0	0
Enos Cabell, R (1, 3) OBP: 0.289, SLG: 0.273	F8			F8		F8		F9		4	0	0	0	0	0	3
Steve Sax, R (1, 4) OBP: 0.358, SLG: 0.439	F9			6-3			F9		K	4	0	0	1	0	1	0
Bill Madlock, R (1, 5) OBP: 0.283, SLG: 0.307		F8		F8			2B		K	4	0	1	0	0	1	0
Mike Marshall, R (1, 9) OBP: 0.319, SLG: 0.532		K			HR		6-3		E 1B	4	1	2	1	0	1	1
Cesar Cedeno, R (1, 7) OBP: 0.295, SLG: 0.292		1B			F7		6-3		E4 FC6-4	3	0	1	0	0	0	1
Ken Landreaux, L (9, PH) OBP: 0.310, SLG: 0.385										1	0	0	0	0	0	1
Mike Scioscia, L (1, 2) OBP: 0.415, SLG: 0.375			K		F8			BB	FC6-4	3	0	0	0	1	1	2
Reggie Williams, R (1, 8) OBP: 0.298, SLG: 0.321			K		K			F8		3	0	0	0	0	2	1
Fernando Valenzuela, L (1, 1) OBP: 0.194, SLG: 0.194			F6			F7		K		2	0	0	0	0	0	0
Alex Trevino, R (8, PH) OBP: 0.265, SLG: 0.250										1	0	0	0	0	1	1
Tom Niedenfuer, R (8, 1) OBP: 0.500, SLG: 0.500										0	0	0	0	0	0	0

TOP

Los Angeles Dodgers @ New York Mets

Shea Stadium, Flushing, NY

Thu May 29 1986, 7:05 PM EDT

Att. 41,080 - Unknown

livebaseballscorecards.com

AB	32
R	2
H	5
RBI	2
BB	2
SO	7
LOB	10

Inning Stats	1	2	3	4	5	6	7	8	9
R	0	0	0	1	1	0	0	0	0
E	0	0	0	0	0	0	0	0	1
K	0	1	2	0	1	0	0	1	2
S	3	5	7	3	6	3	4	6	9
H	0	1	0	0	1	0	1	1	1
LOB	0	1	0	0	0	0	1	2	2
BB	0	0	0	1	0	0	0	1	0
P	3	5	7	7	6	3	4	10	9

1B	2
2B	2
3B	0
HR	1
SF	0
SAC	0
DP	0
HBP	0

WP	0
PB	0
SB	1
CS	0
PA	34

PITCHER		IP	WLS	BF	H	R	ER	SO	BB	IBB	HBP	BLK	WP	HR	S	P	ERA	WHIP
Sid Fernandez, L ERA: 2.95	(1, 1)	8.0	W	29	4	2	2	5	2	0	0	0	0	1	37	45	2.25	0.750
Roger McDowell, R ERA: 3.0	(9, 1)	0.2		4	1	0	0	2	0	0	0	0	0	0	8	8	0.00	1.500
Jesse Orosco, L ERA: 1.59	(9, 1)	0.1	S	1	0	0	0	0	0	0	0	0	0	0	1	1	0.00	0.000

PITCHER	IP	WLS	BF	H	R	ER	SO	BB	IBB	HBP	BLK	WP	HR	S	P	ERA	WHIP

Batter	1	2	3	4	5	6	7	8	9	AB	R	H	RBI	BB	SO	LOB
Mookie Wilson, S (1, 8) (9, 7) OBP: 0.333, SLG: 0.373	F7		F7		6-3		F6			4	0	0	0	0	0	1
Kevin Mitchell, R (1, 9) OBP: 0.333, SLG: 0.476	CS BB		K		K		1-2 2B 1B			3	1	1	0	1	2	0
Keith Hernandez, L (1, 3) OBP: 0.427, SLG: 0.475	1-2 BB			G3	F7		1-H 2-H 1B 2B			3	0	1	2	1	0	0
Gary Carter, R (1, 2) OBP: 0.333, SLG: 0.451	F9			2B BB		4-3	2-H 1B			3	1	1	0	1	0	1
George Foster, R (1, 7) OBP: 0.291, SLG: 0.430 Lenny Dykstra, L (9, 8) OBP: 0.351, SLG: 0.359		HR		K		5-3		4-3		4 0	1 0	1 0	1 0	0 0	1 0	1 0
Ray Knight, R (1, 5) OBP: 0.395, SLG: 0.565		4-3		1-H 1B 2B		FC6-4 BB		1B		3	1	2	1	1	0	0
Tim Teufel, R (1, 4) OBP: 0.311, SLG: 0.304 Roger McDowell, R (9, 1) OBP: 0.200, SLG: 0.200 Jesse Orosco, R (9, 1)		K		2-H 1B		1-2f FC6-4		F7		4 0 0	0 0 0	1 0 0	1 0 0	0 0 0	1 0 0	2 0 0
Rafael Santana, R (1, 6) OBP: 0.241, SLG: 0.218		F8		IBB			B 4-0 1B 2B BB	F9		2	1	0	0	2	0	1
Sid Fernandez, L (1, 1) OBP: 0.217, SLG: 0.143 Wally Backman, S (9, 4) OBP: 0.395, SLG: 0.480			4-3	6-3			B1			3 0	0 0	0 0	0 0	0 0	0 0	3 0
Inning Stats	R: 0 H: 0 E: 0 LOB: 1 K: 0 BB: 2 S: 2 P: 10	R: 1 H: 1 E: 0 LOB: 0 K: 1 BB: 0 S: 6 P: 6	R: 0 H: 0 E: 0 LOB: 0 K: 1 BB: 0 S: 5 P: 5	R: 2 H: 2 E: 0 LOB: 2 K: 1 BB: 2 S: 7 P: 15	R: 0 H: 0 E: 0 LOB: 0 K: 1 BB: 0 S: 5 P: 5	R: 0 H: 0 E: 0 LOB: 1 K: 0 BB: 1 S: 3 P: 7	R: 2 H: 3 E: 0 LOB: 2 K: 0 BB: 1 S: 5 P: 9	R: 0 H: 1 E: 0 LOB: 1 K: 0 BB: 0 S: 4 P: 4		1B: 4 SF: 0 2B: 2 SAC: 0 3B: 0 DP: 0 HR: 1 HBP: 0						

PITCHER		IP	WLS	BF	H	R	ER	SO	BB	IBB	HBP	BLK	WP	HR	S	P	ERA	WHIP
Fernando Valenzuela, L ERA: 2.67	(1, 1)	7.0	L	31	6	5	5	4	5	1	0	0	0	1	33	57	6.43	1.571
Tom Niedenfuer, R ERA: 3.34	(8, 1)	1.0		4	1	0	0	0	0	0	0	0	0	0	4	4	0.00	1.000

PITCHER		IP	WLS	BF	H	R	ER	SO	BB	IBB	HBP	BLK	WP	HR	S	P	ERA	WHIP

BOTTOM

Los Angeles Dodgers @ New York Mets

Shea Stadium, Flushing, NY

Thu May 29 1986, 7:05 PM EDT

Att. 41,080 - Unknown

livebaseballscorecards.com

AB	29
R	5
H	7
RBI	5
BB	6
SO	4
LOB	9

WP: 0 PA: 35
PB: 0
SB: 0
CS: 1

TOP

San Francisco Giants @ New York Mets

Shea Stadium, Flushing, NY

Fri May 30 1986, 7:05 PM EDT

Att. 38,243 - Unknown

livebaseballscorecards.com

Batter	1	2	3	4	5	6	7	8	9	10	AB	R	H	RBI	BB	SO	LOB
Mike Aldrete, L (1, 9) OBP: 0.250, SLG: 0.100	BBBB 4-0 BB		x 0-0 1B 1B	x 0-0 F7 ③		H 1-0 1-2 2-3 HBP		x 0-0 4-3 ② 1-2		SSS 0-3 K ②	3	1	1	0	1	0	1
Greg Minton, S (8, 1)											1	0	0	0	0	1	1
Mark Davis, L (10, 1)											0	0	0	0	0	0	0
Juan Berenguer, R (10, 1)											0	0	0	0	0	0	0
Will Clark, L (1, 3) OBP: 0.322, SLG: 0.442	x 0-0 F7 ①		SSS 0-3 K ①		BBBB 4-0 CS BB	x 0-0 F7 ③		x 0-0 2-H 2B		BBBB 4-0 BB	4	0	1	1	2	1	5
Bob Brenly, R (1, 2) OBP: 0.393, SLG: 0.354	SSS 0-3 K ②		x 0-0 1B 1-3 1B		x 0-0 F8 ①		BBBB 4-0 4-3 1B BB	x 0-0 1-3 ③		x 0-0 1-3 ③	5	1	1	0	1	1	5
Jeffrey Leonard, R (1, 7) OBP: 0.358, SLG: 0.471	SSS 0-3 K ③		x 0-0 S 1-3 3-H 1B		SSS 0-3 K ② ③ 1-2		x 0-0 F9 ①		SSS 0-3 K ①		5	1	1	1	0	3	3
Chili Davis, S (1, 8) OBP: 0.347, SLG: 0.446 (8, 9)		BBBB 4-0 1B BB	x 0-0 WP 1-H 3-H 1B			x 0-0 HR	x 0-0 4-3 1-2 1B		x 0-0 F8 ②		4	1	3	3	1	0	0
Luis Quinones, S (1, 5) OBP: 0.313, SLG: 0.375		x 0-0 6-3 ① 1-3 1B 1B	x 0-0 F8 ② 1-2			x 0-0 F8 ①	x 0-0 4-3 ② 1-2 2-3		SSS 0-3 K ③		5	1	1	0	0	1	3
Robby Thompson, R (1, 4) OBP: 0.337, SLG: 0.368		x 0-0 6-3 ② 2-3	x 0-0 F8 ③			BBB 4-0 HBP 1B BB	x 0-0 6-3 ③			x 0-0 HR	4	1	1	1	1	0	4
Jose Uribe, S (1, 6) OBP: 0.331, SLG: 0.298		x 0-0 3-H 1B		x 0-0 F9 ①		x 0-0 F9 ②		x 0-0 3-1 ①		x 0-0 4-3 ①	5	0	1	1	0	0	1
Michael LaCoss, R (1, 1) OBP: 0.333, SLG: 0.350		SSS 0-3 K ③		SSS 0-3 K ②		x 0-0 HBP 1-2 1B		x 0-0 4-3 2B 1B		x 0-0 2B	2	0	0	0	0	2	1
Bill Laskey, R (5, 1)											0	0	0	0	0	0	0
Candy Maldonado, R (6, PH) OBP: 0.281, SLG: 0.505											1	0	1	0	0	0	0
Jeff Robinson, R (6, 1) OBP: 0.250, SLG: 0.333											0	0	0	0	0	0	0
Dan Gladden, R (8, PH) OBP: 0.337, SLG: 0.353 (8, 8)											2	1	2	0	0	0	0
Inning Stats	R: 0 E: 0 K: 2 S: 7 H: 0 LOB: 1 BB: 1 P: 11	R: 1 E: 0 K: 1 S: 6 H: 2 LOB: 1 BB: 1 P: 10	R: 3 E: 0 K: 1 S: 9 H: 4 LOB: 1 BB: 0 P: 9	R: 0 E: 0 K: 1 S: 5 H: 0 LOB: 0 BB: 0 P: 5	R: 0 E: 0 K: 1 S: 4 H: 0 LOB: 0 BB: 1 P: 8	R: 1 E: 0 K: 0 S: 5 H: 2 LOB: 3 BB: 1 P: 10	R: 0 E: 0 K: 0 S: 4 H: 1 LOB: 2 BB: 1 P: 8	R: 1 E: 0 K: 0 S: 5 H: 2 LOB: 1 BB: 0 P: 5	R: 0 E: 0 K: 2 S: 7 H: 0 LOB: 0 BB: 0 P: 7	R: 1 E: 0 K: 1 S: 7 H: 2 LOB: 2 BB: 1 P: 11	1B: 9 2B: 2 3B: 0 HR: 2	SF: 0 SAC: 0 DP: 0 HBP: 1					

	AB	41
	R	7
	H	13
	RBI	7
	BB	6
	SO	9
	LOB	24

WP: 1 PB: 0 SB: 1 CS: 1 PA: 48

PITCHER	IP	WLS	BF	H	R	ER	SO	BB	IBB	HBP	BLK	WP	HR	S	P	ERA	WHIP
Bruce Berenyi, R (1, 1) ERA: 6.53	2.1		14	6	4	4	4	2	0	0	0	0	0	20	28	15.43	3.429
Rick Aguilera, R (3, 1) ERA: 6.66	3.1		13	2	1	1	2	2	0	0	0	1	1	15	23	2.70	1.200
Roger McDowell, R (6, 1) ERA: 3.05	2.1		12	3	1	1	0	1	0	1	0	0	0	10	15	3.86	1.714
Jesse Orosco, L (9, 1) ERA: 1.82	2.0	W	9	2	1	1	3	1	0	0	0	0	1	14	18	4.50	1.500

PITCHER	IP	WLS	BF	H	R	ER	SO	BB	IBB	HBP	BLK	WP	HR	S	P	ERA	WHIP

Batter	1	2	3	4	5	6	7	8	9	10	AB	R	H	RBI	BB	SO	LOB
Lenny Dykstra, L (1, 8) OBP: 0.353, SLG: 0.355	0-0 BB 1B 1B	4-0 S BB		0-0 ② 4-1		0-0 ② 4-3			0-0 ② 4-3		4	1	1	0	1	0	0
Wally Backman, S (1, 4) OBP: 0.384, SLG: 0.456	4-0 S 1B 1-2 FC5-6 BB	0-0 ② G3 1-3		0-3 ③ K		0-0 ③ 3-1			0-0 ③ 6-3		4	1	0	0	1	1	1
Keith Hernandez, L (1, 3) OBP: 0.426, SLG: 0.473	0-0 FC5-6 BB 1-2 2-H 1B	0-0 ③ 4-3			0-0 ① F8		0-0 ① F7			0-0 WP 1B SF7 1B	5	1	2	1	0	0	1
Gary Carter, R (1, 2) OBP: 0.329, SLG: 0.438	0-3 ① K 2-3		0-0 ① 5-3		4-0 BB BB SF8 BB		0-0 ② F8			0-0 ① F9	4	1	0	0	1	1	3
Darryl Strawberry, L (1, 9) OBP: 0.355, SLG: 0.468 Kevin Mitchell, R (10, PH) OBP: 0.343, SLG: 0.484	4-0 FC5-6 1B 1-2 BB		0-0 HR 1B		4-0 BB 1-2 BB		0-0 ③ 4-3			0-0 WP E 1-2 1B	2 1	2 1	1 1	0 0	2 0	0 0	0 0
George Foster, R (1, 7) OBP: 0.300, SLG: 0.459 Roger McDowell, R (6, 1) OBP: 0.200, SLG: 0.200 Danny Heep, L (8, PH) OBP: 0.382, SLG: 0.520 Jesse Orosco, R (9, 1) Tim Teufel, R (10, PH) OBP: 0.311, SLG: 0.304 Howard Johnson, S (10, PH) OBP: 0.361, SLG: 0.381	0-0 ② FC5-6 1B 1-2 2-3f 3-H	0-0 1-H HR		4-0 1-2 2-3 BB		0-0 F9 ①			4-0 E 1-2 2-3 BB		2 0 1 0 0 0 0	1 0 0 0 0 0 0	1 0 0 0 0 0 0	3 0 0 0 0 0 1	1 0 0 0 0 0 0	0 0 0 0 0 0 0	2 0 0 0 0 0 0
Ray Knight, R (1, 5) OBP: 0.388, SLG: 0.560	0-0 1-3 2-H 1B	0-0 ② F9		0-0 ② SF8 3-H		0-3 ② K			0-0 ② SF7 3-H		3	0	1	3	0	1	0
Rafael Santana, R (1, 6) OBP: 0.228, SLG: 0.205	0-0 ③ 4-3	0-0 ③ 5-3		0-0 ③ 4-3		0-3 ③ K			0-0 E6 1-2 2-H		5	0	0	0	0	1	5
Bruce Berenyi, R (1, 1) Rick Aguilera, R (3, 1) Mookie Wilson, S (6, 7) OBP: 0.322, SLG: 0.358		0-0 ① 6-3		0-0 ① 6-3		0-0 ① 4-3			0-3 ① K		1 1 2	0 0 0	0 0 0	0 0 0	0 0 0	0 0 1	0 0 0
Inning Stats	R: 3 E: 0 K: 1 S: 8 H: 3 LOB: 2 BB: 2 P: 16	R: 0 E: 0 K: 0 S: 3 H: 0 LOB: 1 BB: 1 P: 7	R: 2 E: 0 K: 0 S: 5 H: 2 LOB: 0 BB: 0 P: 5	R: 0 E: 0 K: 1 S: 5 H: 0 LOB: 0 BB: 0 P: 5	R: 1 E: 0 K: 0 S: 3 H: 0 LOB: 2 BB: 3 P: 15	R: 0 E: 0 K: 0 S: 3 H: 0 LOB: 0 BB: 0 P: 3	R: 0 E: 0 K: 0 S: 3 H: 0 LOB: 0 BB: 0 P: 3	R: 0 E: 0 K: 2 S: 7 H: 0 LOB: 0 BB: 0 P: 7	R: 0 E: 0 K: 1 S: 5 H: 0 LOB: 0 BB: 0 P: 5	R: 2 E: 1 K: 0 S: 5 H: 2 LOB: 2 BB: 1 P: 9	1B: 6 2B: 0 3B: 0 HR: 1	SF: 2 SAC: 0 DP: 0 HBP: 0						

PITCHER	IP	WLS	BF	H	R	ER	SO	BB	IBB	HBP	BLK	WP	HR	S	P	ERA	WHIP
Michael LaCoss, R (1, 1) ERA: 2.66	4.1		24	5	6	6	2	6	0	0	0	0	1	22	46	12.46	2.538
Bill Laskey, R (5, 1) ERA: 2.31	0.2		2	0	0	0	0	0	0	0	0	0	0	2	2	0.00	0.000
Jeff Robinson, R (6, 1) ERA: 3.9	2.0		6	0	0	0	0	0	0	0	0	0	0	6	6	0.00	0.000
Greg Minton, R (8, 1) ERA: 3.98	2.1		8	1	1	1	3	0	0	0	0	0	0	14	14	3.86	0.429
Mark Davis, L (10, 1) ERA: 2.28	0.0	L	1	1	0	0	0	0	0	0	0	0	0	1	1	∞	∞

PITCHER	IP	WLS	BF	H	R	ER	SO	BB	IBB	HBP	BLK	WP	HR	S	P	ERA	WHIP
Juan Berenguer, R (10, 1) ERA: 3.18	0.1		3	0	1	0	0	1	0	0	0	1	0	2	6	0.00	3.000

San Francisco Giants @ New York Mets

Shea Stadium, Flushing, NY

Fri May 30 1986, 7:05 PM EDT

Att. 38,243 - Unknown

BOTTOM

livebaseballscorecards.com

AB	35
R	8
H	7
RBI	7
BB	7
SO	5
LOB	12

1B: 6	SF: 2	WP: 1	PA: 44
2B: 0	SAC: 0	PB: 0	
3B: 0	DP: 0	SB: 3	
HR: 1	HBP: 0	CS: 0	

Batter	1	2	3	4	5	6	7	8	9	AB	R	H	RBI	BB	SO	LOB
Dan Gladden, R (1, 8) OBP: 0.338, SLG: 0.347	B B B B 4-0 1B 2B BB	H 1-0 4-3 FC1-5 HBP	x 0-0 ③ L5			x 0-0 ① F9	x 0-0 ③ F9			3	1	0	0	1	0	3
Will Clark, L (1, 3) OBP: 0.324, SLG: 0.441	x 0-0 1-3 2B 1B	x 0-0 ① FC1-5 4-3 1-2 2-3f		x 0-0 ① G3		x 0-0 1B 1B		S S S 0-3 ① K		5	1	2	0	0	1	2
Bob Brenly, R (1, 5) OBP: 0.387, SLG: 0.348	S S S 0-3 ① K	x 0-0 ② 4-3 1-2 2-3		x 0-0 1B FC6-4 1B		S S S 0-3 ② K		x 0-0 ② F2		5	1	1	0	0	2	5
Jeffrey Leonard, R (1, 7) OBP: 0.365, SLG: 0.480	x 0-0 1-H 3-H 1B 2B	x 0-0 G3		x 0-0 FC6-4 1-3 1B		x 0-0 1-3 1B		x 0-0 ③ 6-3		5	1	3	2	0	0	2
Chili Davis, S (1, 9) OBP: 0.349, SLG: 0.444	x 0-0 E S 2-H 1B 1B	x 0-0 S 1B 2B 1B	x 0-0 ② FC6-4 S 1-2f 3-H	x 0-0 ③ 4-3			x 0-0 ① 6-3		5	2	2	2	0	0	3	
Bob Melvin, R (1, 2) OBP: 0.182, SLG: 0.276	S S S 0-3 ② K 1-3	x 0-0 ① S 1-2 2B 1B	x 0-0 ③ 4-3 1-2			x 0-0 ① L4	x 0-0 1B 1B	x 0-0 ② 4-3	5	1	1	0	0	1	2	
Robby Thompson, R (1, 4) OBP: 0.345, SLG: 0.375	x 0-0 3-H 1B	S S S 0-3 ① K 1-2 2-3	x 0-0 ① 6-3		x 0-0 1B 1B	x 0-0 S 1B	5	0	3	1	0	1	2	
Jose Uribe, S (1, 6) OBP: 0.333, SLG: 0.308	x 0-0 ③ F7	x 0-0 2-H 3-H 2B	x 0-0 ② 4-3		x 0-0 1-2 1B	x 0-0 ③ 5-3 1-2	5	0	2	2	0	0	2	
Scott Garrelts, R (1, 1) OBP: 0.167, SLG: 0.208	x 0-0 FC1-5 2B	S S S 0-3 ② K	x 0-0 ③ F7	S S S 0-3 ② K	4	0	1	0	0	2	3	
Inning Stats	R: 4 E: 0 K: 2 S: 11 H: 4 LOB: 1 BB: 1 P: 15	R: 0 E: 0 K: 0 S: 4 H: 1 LOB: 2 BB: 0 P: 5	R: 2 E: 0 K: 2 S: 10 H: 3 LOB: 1 BB: 0 P: 10	R: 1 E: 0 K: 0 S: 5 H: 2 LOB: 1 BB: 0 P: 5	R: 0 E: 0 K: 0 S: 3 H: 0 LOB: 0 BB: 0 P: 3	R: 0 E: 0 K: 1 S: 7 H: 2 LOB: 2 BB: 0 P: 7	R: 0 E: 0 K: 1 S: 7 H: 2 LOB: 2 BB: 0 P: 7	R: 0 E: 0 K: 1 S: 5 H: 0 LOB: 0 BB: 0 P: 5	R: 0 E: 0 K: 0 S: 4 H: 1 LOB: 1 BB: 0 P: 4	1B: 12 2B: 3 3B: 0 HR: 0 SF: 0 SAC: 0 DP: 0 HBP: 1						

PITCHER		IP	WLS	BF	H	R	ER	SO	BB	IBB	HBP	BLK	WP	HR	S	P	ERA	WHIP
Bob Ojeda, L ERA: 2.63	(1, 1)	3.1	L	21	9	7	7	4	1	0	1	0	0	0	27	32	18.90	3.000
Doug Sisk, R ERA: 3.86	(4, 1)	3.2		16	5	0	0	2	0	0	0	0	0	0	20	20	0.00	1.364
Randy Niemann, L ERA: 2.7	(8, 1)	2.0		7	1	0	0	1	0	0	0	0	0	0	9	9	0.00	0.500

PITCHER	IP	WLS	BF	H	R	ER	SO	BB	IBB	HBP	BLK	WP	HR	S	P	ERA	WHIP

San Francisco Giants @ New York Mets

Shea Stadium, Flushing, NY

Sat May 31 1986, 7:05 PM EDT

Att. 50,498 - Unknown

TOP

livebaseballscorecards.com

AB	42
R	7
H	15
RBI	7
BB	1
SO	7
LOB	24

1B: 12	SF: 0	WP: 0	PA: 44
2B: 3	SAC: 0	PB: 0	
3B: 0	DP: 0	SB: 5	
HR: 0	HBP: 1	CS: 0	

BOTTOM

San Francisco Giants @ New York Mets

Shea Stadium, Flushing, NY

Sat May 31 1986, 7:05 PM EDT

Att. 50,498 - Unknown

livebaseballscorecards.com

Batter	1	2	3	4	5	6	7	8	9	AB	R	H	RBI	BB	SO	LOB
Mookie Wilson, S (1, 8) OBP: 0.365, SLG: 0.436	HR		BB		1B		BB			2	2	2	1	2	0	0
Randy Niemann, L (8, 1)										0	0	0	0	0	0	0
Wally Backman, S (1, 4) OBP: 0.389, SLG: 0.458	1B		4-3		1B		FC4-6			4	1	2	0	0	0	2
Keith Hernandez, L (1, 3) OBP: 0.423, SLG: 0.470	1B		SF8		F6			G3		3	0	1	1	0	0	2
Gary Carter, R (1, 2) OBP: 0.328, SLG: 0.436	SF9		F7		K			G4-6-3		3	0	1	1	0	1	2
Danny Heep, L (1, 9) OBP: 0.356, SLG: 0.481	F9			K		4-3		G4-6-3		4	0	0	0	0	1	2
George Foster, R (1, 7) OBP: 0.306, SLG: 0.455	G3			G6-4-3		G5-4-3			G4-6-3	3	0	1	0	1	0	2
Ray Knight, R (1, 5) OBP: 0.385, SLG: 0.551		K		1B		G5-4-3			G4-6-3	4	0	1	0	0	1	2
Rafael Santana, R (1, 6) OBP: 0.223, SLG: 0.200		G3		F8			B1-3		4-3	2	0	0	0	0	0	1
Lenny Dykstra, L (7, PH) OBP: 0.348, SLG: 0.350										2	0	0	0	0	0	0
(8, 8)																
Bob Ojeda, L (1, 1) OBP: 0.095, SLG: 0.095		4-3			K		4-3			1	0	0	0	0	0	0
Doug Sisk, R (4, 1)										1	0	0	0	0	1	0
Howard Johnson, S (7, PH) OBP: 0.357, SLG: 0.376										1	0	0	0	0	0	0
(8, 6)																

Inning Stats	1	2	3	4	5	6	7	8	9
	R: 2 E: 0 K: 0 S: 6	H: 3 LOB: 1 BB: 0 P: 6	R: 0 E: 0 K: 1 S: 5	H: 0 LOB: 0 BB: 0 P: 5	R: 1 E: 0 K: 0 S: 3	H: 0 LOB: 0 BB: 1 P: 7	R: 0 E: 0 K: 1 S: 6	H: 1 LOB: 1 BB: 0 P: 6	R: 0 E: 0 K: 2 S: 9	H: 2 LOB: 2 BB: 0 P: 9	R: 0 E: 0 K: 0 S: 2	H: 0 LOB: 0 BB: 1 P: 6	R: 0 E: 0 K: 0 S: 3	H: 0 LOB: 1 BB: 1 P: 7	R: 0 E: 0 K: 0 S: 3	H: 1 LOB: 0 BB: 0 P: 3	R: 0 E: 0 K: 0 S: 3	H: 1 LOB: 0 BB: 0 P: 3

	AB	30
	R	3
	H	8
	RBI	3
	BB	3
	SO	4
	LOB	13

	1B: 7	SF: 2
	2B: 0	SAC: 0
	3B: 0	DP: 4
	HR: 1	HBP: 0

	WP: 1	PA: 35
	PB: 0	
	SB: 1	
	CS: 0	

PITCHER		IP	WLS	BF	H	R	ER	SO	BB	IBB	HBP	BLK	WP	HR	S	P	ERA	WHIP
Scott Garrelts, R ERA: 3.53	(1, 1)	9.0	W	35	8	3	3	4	3	0	0	0	1	1	40	52	3.00	1.222

PITCHER	IP	WLS	BF	H	R	ER	SO	BB	IBB	HBP	BLK	WP	HR	S	P	ERA	WHIP

Batter	1	2	3	4	5	6	7	8	9	AB	R	H	RBI	BB	SO	LOB
Dan Gladden, R (1, 8) OBP: 0.347, SLG: 0.361	0-0 4-3 E 1B	0-0 1-2 2-H 3-H 1B		0-0 4-3		0-0 SH E 1-2 2-3	0-0 1-3 2B			4	1	3	2	0	0	0
Will Clark, L (1, 3) OBP: 0.325, SLG: 0.437	0-0 4-3 1-2	0-0 F7			0-0 FC1-4 1B	0-0 E4 BB 1-3 2-H 3-H	4-0 IBB			4	0	1	0	1	0	4
Bob Brenly, R (1, 2) OBP: 0.376, SLG: 0.336	0-0 6-3	0-0 F4			0-0 FC1-4 WP S 1-2f 1B	0-0 F5	0-0 1-3			5	1	0	0	0	0	9
Jeffrey Leonard, R (1, 7) OBP: 0.360, SLG: 0.473	0-0 E9 2-H	0-0 F9			0-0 E S 1-H SF8 1B	0-3 K		0-0 F8		5	1	1	1	0	1	4
Chili Davis, S (1, 9) OBP: 0.350, SLG: 0.439	4-0 IBB		0-3 K		0-0 SF8 1-H	4-0 BB 1-2		0-0 5-3		2	0	0	1	2	1	0
Luis Quinones, S (1, 5) OBP: 0.286, SLG: 0.333	0-0 F7		0-0 F3		0-0 S 1B	0-0 1-3		0-0 6-3		5	0	1	0	0	0	5
Robby Thompson, R (1, 4) OBP: 0.341, SLG: 0.366		4-0 BB SH 1B 1B BB	0-0 F8		0-0 F5 1-2		0-0 6-3		0-0 G3	4	1	0	0	1	0	1
Jose Uribe, S (1, 6) OBP: 0.335, SLG: 0.311		0-0 SH 1-2 1B 1B		0-0 F9		0-0 SH S E 1B	0-0 F5		0-0 4-3	5	2	2	0	0	0	0
Mike Krukow, R (1, 1) OBP: 0.241, SLG: 0.214 Jeff Robinson, R (8, 1) OBP: 0.200, SLG: 0.250		0-0 SH 1B 1-2 2-3		0-0 6-3		0-0 SH E 1-2 1B	0-0 2B 1B		0-0 F6	3 1	1 0	2 0	0 0	0 0	0 0	0 0
Inning Stats	R: 1 E: 1 K: 0 S: 5 H: 1 LOB: 2 BB: 1 P: 9	R: 2 E: 1 K: 0 S: 6 H: 2 LOB: 2 BB: 1 P: 10	R: 0 E: 0 K: 1 S: 5 H: 0 LOB: 0 BB: 0 P: 5	R: 0 E: 0 K: 0 S: 3 H: 0 LOB: 0 BB: 0 P: 3	R: 2 E: 0 K: 0 S: 6 H: 3 LOB: 1 BB: 0 P: 6	R: 2 E: 2 K: 1 S: 9 H: 2 LOB: 3 BB: 1 P: 13	R: 0 E: 0 K: 0 S: 5 H: 2 LOB: 3 BB: 1 P: 9	R: 0 E: 0 K: 0 S: 3 H: 0 LOB: 0 BB: 0 P: 3	R: 0 E: 0 K: 0 S: 3 H: 0 LOB: 0 BB: 0 P: 3	1B: 9 2B: 1 3B: 0 HR: 0	SF: 1 SAC: 2 DP: 0 HBP: 0		WP: 1 PB: 0 SB: 4 CS: 0	PA: 45			

San Francisco Giants @ New York Mets

Shea Stadium, Flushing, NY

Sun Jun 01 1986, 3:33 AM EDT

Att. 49,041 - Unknown

TOP

livebaseballscorecards.com

AB	38
R	7
H	10
RBI	4
BB	4
SO	2
LOB	23

PITCHER		IP	WLS	BF	H	R	ER	SO	BB	IBB	HBP	BLK	WP	HR	S	P	ERA	WHIP
Ron Darling, R ERA: 3.68	(1, 1)	5.0	L	25	6	5	4	1	1	1	0	0	1	0	25	33	7.20	1.400
Rick Aguilera, R ERA: 6.18	(6, 1)	2.0		14	4	2	0	1	1	1	0	0	0	0	14	22	0.00	2.500
Randy Niemann, L ERA: 2.35	(8, 1)	2.0		6	0	0	0	0	0	0	0	0	0	0	6	6	0.00	0.000

PITCHER	IP	WLS	BF	H	R	ER	SO	BB	IBB	HBP	BLK	WP	HR	S	P	ERA	WHIP

BOTTOM

San Francisco Giants @ New York Mets

Shea Stadium, Flushing, NY

Sun Jun 01 1986, 3:33 AM EDT

Att. 49,041 - Unknown

livebaseballscorecards.com

Batter	1	2	3	4	5	6	7	8	9	AB	R	H	RBI	BB	SO	LOB
Lenny Dykstra, L (1, 8) OBP: 0.345, SLG: 0.341	F9			BB FC1-6		F6		4-3		3	0	0	0	1	0	0
Wally Backman, S (1, 4) OBP: 0.383, SLG: 0.448	F7			FC1-6 F8 1B 1-2f		4-3		2B WP 1B		4	1	1	0	0	0	1
Keith Hernandez, L (1, 3) OBP: 0.426, SLG: 0.474	K			1-2 1B		HR 1B		WP 1-3 2B		3	0	2	0	0	1	0
Tim Teufel, R (6, PR) OBP: 0.318, SLG: 0.323										1	1	1	0	0	0	0
(7, 3)																
Ray Knight, R (1, 5) OBP: 0.381, SLG: 0.563		F9		F8 2-3		1-H HR		K 2-3 3-H		4	1	1	2	0	1	3
Mookie Wilson, S (1, 7) OBP: 0.358, SLG: 0.424		F8		F4		1B		4-3		4	0	1	0	0	0	3
Danny Heep, L (1, 9) OBP: 0.333, SLG: 0.448		F2			4-3	F8			F8	4	0	0	0	0	0	1
Howard Johnson, S (1, 6) OBP: 0.357, SLG: 0.376			F4		1B		L3		6-3	0	0	0	0	0	0	0
Rafael Santana, R (2, 6) OBP: 0.224, SLG: 0.202										4	0	1	0	0	0	0
Ed Hearn, R (1, 2) OBP: 0.385, SLG: 0.364			6-3		F9		F7		6-3	4	0	0	0	0	0	1
Ron Darling, R (1, 1) OBP: 0.143, SLG: 0.077			F6		K		F7			1	0	0	0	0	0	0
George Foster, R (5, PH) OBP: 0.304, SLG: 0.451										1	0	0	0	0	1	1
Rick Aguilera, R (6, 1)										0	0	0	0	0	0	0
Kevin Mitchell, R (7, PH) OBP: 0.338, SLG: 0.477										1	0	0	0	0	0	0
Randy Niemann, L (8, 1)										0	0	0	0	0	0	0
Inning Stats	R: 0 E: 0 K: 1 S: 5 H: 0 LOB: 0 BB: 0 P: 5	R: 0 E: 0 K: 0 S: 3 H: 0 LOB: 0 BB: 0 P: 3	R: 0 E: 0 K: 0 S: 3 H: 0 LOB: 0 BB: 0 P: 3	R: 0 E: 0 K: 0 S: 4 H: 1 LOB: 2 BB: 1 P: 8	R: 0 E: 0 K: 1 S: 6 H: 1 LOB: 1 BB: 0 P: 6	R: 2 E: 0 K: 0 S: 6 H: 3 LOB: 1 BB: 0 P: 6	R: 0 E: 0 K: 0 S: 3 H: 0 LOB: 0 BB: 0 P: 3	R: 1 E: 0 K: 1 S: 7 H: 2 LOB: 1 BB: 0 P: 7	R: 0 E: 0 K: 0 S: 3 H: 0 LOB: 0 BB: 0 P: 3	1B: 5 2B: 1 3B: 0 HR: 1	SF: 0 SAC: 0 DP: 0 HBP: 0			WP: 1 PB: 0 SB: 0 CS: 0	PA: 35		

	AB	34
	R	3
	H	7
	RBI	2
	BB	1
	SO	3
	LOB	10

PITCHER		IP	WLS	BF	H	R	ER	SO	BB	IBB	HBP	BLK	WP	HR	S	P	ERA	WHIP
Mike Krukow, R ERA: 3.62	(1, 1)	7.1	W	30	7	3	3	2	1	0	0	0	0	1	33	37	3.68	1.091
Jeff Robinson, R ERA: 3.71	(8, 1)	1.2		5	0	0	0	1	0	0	0	0	1	0	7	7	0.00	0.000

PITCHER	IP	WLS	BF	H	R	ER	SO	BB	IBB	HBP	BLK	WP	HR	S	P	ERA	WHIP

Batter	1	2	3	4	5	6	7	8	9	AB	R	H	RBI	BB	SO	LOB
Tim Flannery, L (1, 4) OBP: 0.367, SLG: 0.408	0-0 ① 1-3		0-3 ③ K			0-0 ③ 4-3		4-0 BB		3	0	0	0	1	1	0
Tony Gwynn, L (1, 9) OBP: 0.411, SLG: 0.482	4-0 G6-4-3 BB			0-0 FC6-4 1B			0-3 ① K	0-0 ③ 4-3		3	0	1	0	1	1	2
Kevin McReynolds, R (1, 8) OBP: 0.369, SLG: 0.545	0-0 ②③ G6-4-3 1-2f			0-0 ① FC6-4 G1-6-3 1-2f			0-0 HR		0-0 ① 6-3	4	1	1	1	0	0	2
Steve Garvey, R (1, 3) OBP: 0.291, SLG: 0.476		0-0 1B		0-0 ②③ G1-6-3 1-2f			0-0 ② 5-3		0-0 ② F7	4	0	1	0	0	0	1
Terry Kennedy, L (1, 2) OBP: 0.304, SLG: 0.364		0-3 ① K			0-0 ① F7		0-0 ③ G3		0-0 ③ F9	4	0	0	0	0	1	1
Carmelo Martinez, R (1, 7) OBP: 0.355, SLG: 0.400		0-0 ② F3			0-0 ② 3-1			0-0 6-3 SF7 2B		3	1	1	0	0	0	1
Dane Iorg, L (1, 5) OBP: 0.244, SLG: 0.350		0-0 ③ 4-3			0-0 ③ F6			0-0 ① 6-3 2-3		3	0	0	0	0	0	2
Jerry Royster, R (1, 6) OBP: 0.301, SLG: 0.386			0-3 ① K			0-0 ① 6-3		4-0 SF7 BB		2	0	0	0	1	1	0
LaMarr Hoyt, R (1, 1) OBP: 0.154, SLG: 0.154			0-0 ② 3-1			0-0 ② 4-3		0-0 ② SF7 1-2 3-H		1	0	0	0	0	0	0
John Kruk, L (6, PH) OBP: 0.351, SLG: 0.415										1	0	0	0	0	0	0
Lance McCullers, S (6, 1)										0	0	0	0	0	0	0
Marvell Wynne, L (8, PH) OBP: 0.310, SLG: 0.434										0	0	0	1	0	0	0
Rich Gossage, R (8, 1)										0	0	0	0	0	0	0

TOP

San Diego Padres @ New York Mets

Shea Stadium, Flushing, NY

Mon Jun 02 1986, 7:05 PM EDT

Att. 28,426 - Unknown

livebaseballscorecards.com

AB	28
R	2
H	4
RBI	2
BB	3
SO	4
LOB	9

Inning Stats	1	2	3	4	5	6	7	8	9						
	R: 0 E: 0 K: 0 S: 2	H: 0 LOB: 0 BB: 1 P: 6	R: 0 E: 0 K: 1 S: 6	H: 1 LOB: 1 BB: 0 P: 6	R: 0 E: 0 K: 2 S: 7	H: 0 LOB: 0 BB: 0 P: 7	R: 0 E: 0 K: 0 S: 3	H: 1 LOB: 0 BB: 0 P: 3	R: 0 E: 0 K: 0 S: 3	H: 0 LOB: 0 BB: 0 P: 3	R: 0 E: 0 K: 0 S: 3	H: 0 LOB: 0 BB: 0 P: 3	R: 1 E: 0 K: 1 S: 6	H: 1 LOB: 0 BB: 0 P: 6	R: 1 E: 0 K: 0 S: 4	H: 1 LOB: 2 BB: 2 P: 12	R: 0 E: 0 K: 0 S: 3	H: 0 LOB: 0 BB: 0 P: 3	1B: 2 2B: 1 3B: 0 HR: 1	SF: 1 SAC: 0 DP: 2 HBP: 0	WP: 0 PB: 0 SB: 0 CS: 0	PA: 32

PITCHER	IP	WLS	BF	H	R	ER	SO	BB	IBB	HBP	BLK	WP	HR	S	P	ERA	WHIP
Dwight Gooden, R (1, 1) ERA: 1.97	9.0	W	32	4	2	2	4	3	0	0	0	0	1	37	49	2.00	0.778

PITCHER	IP	WLS	BF	H	R	ER	SO	BB	IBB	HBP	BLK	WP	HR	S	P	ERA	WHIP

Batter	1	2	3	4	5	6	7	8	9	AB	R	H	RBI	BB	SO	LOB
Mookie Wilson, S (1, 8) (8, 7) OBP: 0.375, SLG: 0.429	BBBB 4-0 S BB		x 0-0 S 1B 1B	x 0-0 ③ 4-3		x 0-0 1B 1B		x 0-0 ② F4		4	1	2	0	1	0	1
Wally Backman, S (1, 4) OBP: 0.394, SLG: 0.451	x 0-0 ① F9		x 0-0 1-H 1B		x 0-0 ① 4-3	x 0-0 1-3 1B		BBBB 4-0 1B BB BB		4	1	2	1	1	0	1
Keith Hernandez, L (1, 3) OBP: 0.426, SLG: 0.472 Tim Teufel, R (9, 3) OBP: 0.318, SLG: 0.323	x 0-0 ② F9 1-2		x 0-0 ③ F4		x 0-0 1B HR 1B	x 0-0 ③ F8		x 0-0 BB BB 1-3 3B 1B		5 0	2 0	2 0	0 0	0 0	0 0	4 0
Gary Carter, R (1, 2) OBP: 0.335, SLG: 0.444	x 0-0 ③ F7			x 0-0 HR 2B	x 0-0 ② F7		x 0-0 FC4-6 1B	BBBB 4-0 1-2 3B BB		4	2	2	0	1	0	2
Danny Heep, L (1, 9) OBP: 0.353, SLG: 0.500		x 0-0 ① 3-1		x 0-0 2-H HR	x 0-0 1-2 HR 1B		x 0-0 ① FC4-6 6-3 PB 1-2f	BBBB 4-0 1-2 2-3 3-H 3B BB		4	3	2	3	1	0	1
George Foster, R (1, 7) OBP: 0.310, SLG: 0.504 Lenny Dykstra, L (8, 8) OBP: 0.350, SLG: 0.362		x 0-0 ② F3		x 0-0 HR	x 0-0 1-H 2-H HR		x 0-0 ② 6-3 1-3	x 0-0 1-H 2-H 3-H 3B		4 1	2 0	2 1	4 3	0 0	0 0	1 0
Ray Knight, R (1, 5) OBP: 0.378, SLG: 0.552 Kevin Mitchell, R (8, PH) OBP: 0.333, SLG: 0.470 (9, 5)		x 0-0 ③ F2		SSS 0-3 ① K	x 0-0 ③ F3		BBBB 4-0 BB	SSS 0-3 ③ K		3 1	0 0	0 0	0 0	1 0	1 1	0 1
Rafael Santana, R (1, 6) OBP: 0.235, SLG: 0.207			x 0-0 ① 4-3	BBBB 4-0 SH1-3 BB		x 0-0 G4-6-3 1B	x 0-0 ③ F9			3	0	1	0	1	0	2
Dwight Gooden, R (1, 1) OBP: 0.143, SLG: 0.214			x 0-0 ② 4-3	x 0-0 ② SH1-3 1-2		x 0-0 ① ② G4-6-3 1-2f		x 0-0 ① 6-3		3	0	0	0	0	0	1
Inning Stats	R: 0 E: 0 K: 0 S: 3 H: 0 LOB: 1 BB: 1 P: 7	R: 0 E: 0 K: 0 S: 3 H: 0 LOB: 0 BB: 0 P: 3	R: 1 E: 0 K: 0 S: 5 H: 2 LOB: 1 BB: 0 P: 5	R: 3 E: 0 K: 1 S: 8 H: 3 LOB: 1 BB: 1 P: 12	R: 3 E: 0 K: 0 S: 6 H: 3 LOB: 0 BB: 0 P: 6	R: 0 E: 0 K: 0 S: 5 H: 3 LOB: 2 BB: 0 P: 5	R: 0 E: 0 K: 0 S: 4 H: 1 LOB: 2 BB: 1 P: 8	R: 4 E: 0 K: 1 S: 7 H: 2 LOB: 1 BB: 3 P: 19		1B: 9 2B: 1 3B: 1 HR: 3	SF: 0 SAC: 1 DP: 1 HBP: 0					

PITCHER		IP	WLS	BF	H	R	ER	SO	BB	IBB	HBP	BLK	WP	HR	S	P	ERA	WHIP
LaMarr Hoyt, R ERA: 5.06	(1, 1)	5.0	L	25	8	7	7	1	2	0	0	0	0	3	25	33	12.60	2.000
Lance McCullers, R ERA: 1.98	(6, 1)	2.0		10	4	0	0	0	1	0	0	0	0	0	9	13	0.00	2.500
Rich Gossage, R ERA: 4.85	(8, 1)	1.0		8	2	4	4	1	3	0	0	0	0	0	7	19	36.00	5.000

PITCHER	IP	WLS	BF	H	R	ER	SO	BB	IBB	HBP	BLK	WP	HR	S	P	ERA	WHIP

BOTTOM

San Diego Padres @ New York Mets

Shea Stadium, Flushing, NY

Mon Jun 02 1986, 7:05 PM EDT

Att. 28,426 - Unknown

livebaseballscorecards.com

AB	36
R	11
H	14
RBI	11
BB	6
SO	2
LOB	14

1B: 9	SF: 0	WP: 0	PA: 43
2B: 1	SAC: 1	PB: 1	
3B: 1	DP: 1	SB: 2	
HR: 3	HBP: 0	CS: 0	

Batter	1	2	3	4	5	6	7	8	9	AB	R	H	RBI	BB	SO	LOB
Jerry Royster, R (1, 6) OBP: 0.289, SLG: 0.368	S S S 0-3 ① K		S S S 0-3 ② K		x 0-0 ③ F9		S S S 0-3 ③ K			4	0	0	0	0	3	1
Tony Gwynn, L (1, 9) OBP: 0.408, SLG: 0.477	S S S 0-3 ② K		x 0-0 ③ F7			x 0-0 2B 1B		x 0-0 ① 4-3		4	1	1	0	0	1	0
Kevin McReynolds, R (1, 8) (9, 7) OBP: 0.367, SLG: 0.544	S S S 0-3 ③ K			x 0-0 ① F3		x 0-0 4-3 HR 1-H 2B		x 0-0 ② F8		4	1	1	1	0	1	0
Steve Garvey, R (1, 3) OBP: 0.295, SLG: 0.492		x 0-0 HR		x 0-0 1B		x 0-0 ① 4-3 2-3		x 0-0 ③ 6-3		4	1	2	1	0	0	1
Carmelo Martinez, R (1, 7) OBP: 0.359, SLG: 0.439 Marvell Wynne, L (9, 8) OBP: 0.310, SLG: 0.434		x 0-0 G3 SH1-3 2B		x 0-0 ② F3		x 0-0 HR 3-H			x 0-0 ① 5-3	4 0	2 0	2 0	2 0	0 0	0 0	1 0
Terry Kennedy, L (1, 2) OBP: 0.297, SLG: 0.354		x 0-0 ① G3 2-3		x 0-0 ③ F5		S S S 0-3 ② K			x 0-0 ② 4-3	4	0	0	0	0	1	2
Mark Wasinger, R (1, 5) Dane Iorg, L (6, 5) OBP: 0.238, SLG: 0.341		x 0-0 ② SH1-3 3-H			x 0-0 ① 3-1	x 0-0 ③ F4			x 0-0 ③ 6-3	2 1	0 0	0 0	1 0	0 0	0 0	0 0
Tim Flannery, L (1, 4) OBP: 0.366, SLG: 0.402		S S S 0-3 ③ K			B B B B 4-0 BB		x 0-0 ① F8			2	0	0	0	1	1	0
Mark Thurmond, L (1, 1) OBP: 0.250, SLG: 0.250 Andy Hawkins, R (5, 1) OBP: 0.182, SLG: 0.182 John Kruk, L (7, PH) OBP: 0.345, SLG: 0.407 Craig Lefferts, L (7, 1) OBP: 0.333, SLG: 1.333 Rich Gossage, R (8, 1)			x 0-0 ① 6-3		x 0-0 ② F1		x 0-0 ② 5-3			2 0 1 0 0	0 0 0 0 0	0 0 0 0 0	0 0 0 0 0	0 0 0 0 0	0 0 0 0 0	1 0 0 0 0
Inning Stats	R: 0 E: 0 K: 3 S: 9 H: 0 LOB: 0 BB: 0 P: 9	R: 2 E: 0 K: 1 S: 7 H: 2 LOB: 0 BB: 0 P: 7	R: 0 E: 0 K: 1 S: 5 H: 0 LOB: 0 BB: 0 P: 5	R: 0 E: 0 K: 0 S: 4 H: 1 LOB: 1 BB: 0 P: 4	R: 0 E: 0 K: 0 S: 3 H: 0 LOB: 1 BB: 1 P: 7	R: 3 E: 0 K: 1 S: 8 H: 3 LOB: 0 BB: 0 P: 8	R: 0 E: 0 K: 1 S: 5 H: 0 LOB: 0 BB: 0 P: 5	R: 0 E: 0 K: 0 S: 3 H: 0 LOB: 0 BB: 0 P: 3	R: 0 E: 0 K: 0 S: 3 H: 0 LOB: 0 BB: 0 P: 3	1B: 2 2B: 2 3B: 0 HR: 2	SF: 0 SAC: 1 DP: 0 HBP: 0						

TOP

San Diego Padres @ New York Mets

Shea Stadium, Flushing, NY

Tue Jun 03 1986, 7:05 PM EDT

Att. 25,196 - Unknown

livebaseballscorecards.com

AB	32
R	5
H	6
RBI	5
BB	1
SO	7
LOB	6

WP: 0 PB: 0 SB: 0 CS: 0 PA: 34

PITCHER		IP	WLS	BF	H	R	ER	SO	BB	IBB	HBP	BLK	WP	HR	S	P	ERA	WHIP
Sid Fernandez, L ERA: 3.36	(1, 1)	6.0	L	25	6	5	5	6	1	0	0	0	0	2	36	40	7.50	1.167
Doug Sisk, R ERA: 2.35	(7, 1)	3.0		9	0	0	0	1	0	0	0	0	0	0	11	11	0.00	0.000

PITCHER	IP	WLS	BF	H	R	ER	SO	BB	IBB	HBP	BLK	WP	HR	S	P	ERA	WHIP

BOTTOM

San Diego Padres @ New York Mets
Shea Stadium, Flushing, NY
Tue Jun 03 1986, 7:05 PM EDT
Att. 25,196 - Unknown

livebaseballscorecards.com

Batter	1	2	3	4	5	6	7	8	9	AB	R	H	RBI	BB	SO	LOB
Mookie Wilson, S (1, 8) OBP: 0.377, SLG: 0.426	1B		1-3		S, E, 1B		K		FC6-4, WP, S, 1-2f	5	1	2	0	0	1	1
Kevin Mitchell, R (1, 9) (9, 6) OBP: 0.351, SLG: 0.479	G5-4-3, 1-3, 1B		1B		E7, E, S, 1-H, 1B		1-3		K, 1-2	5	1	3	0	0	1	1
Keith Hernandez, L (1, 3) OBP: 0.425, SLG: 0.467	F4		G6-4-3, 1-3, 1B		F3		K		WP, BB	4	0	1	0	1	1	3
Gary Carter, R (1, 2) OBP: 0.337, SLG: 0.443	G5-4-3, 1-2f		G6-4-3, 1-2f		1B, E, 1-H, 1B			1B	K, 1-2, 2-3	5	1	2	1	0	1	6
George Foster, R (1, 7) OBP: 0.316, SLG: 0.504		FC6-4, 1B, FC6-4		1-3	E, 1-3, 1B			K		4	1	2	0	0	1	1
Ray Knight, R (1, 5) OBP: 0.375, SLG: 0.544		FC6-4, 1-2, 1B		F7	E5, 1-3, 3-H			F9		4	0	1	0	0	0	2
Tim Teufel, R (1, 4) OBP: 0.309, SLG: 0.313		FC6-4, FC6-4, 1-2f, 2-3		E5	K			1-2, 1B		3	0	0	0	0	1	2
Wally Backman, S (8, PH) (9, 4) OBP: 0.400, SLG: 0.457										1	0	1	0	0	0	0
Rafael Santana, R (1, 6) OBP: 0.229, SLG: 0.200		FC6-4, 1-2f, 3-H		6-3	F3			F7		3	0	0	1	0	0	2
Danny Heep, L (8, PH) (9, 9) OBP: 0.348, SLG: 0.492										1	0	0	0	0	0	2
Sid Fernandez, L (1, 1) OBP: 0.200, SLG: 0.130		K			4-3		F6		FC6-4, 1B	2	0	0	0	0	1	1
Tim Corcoran, L (6, PH)										1	0	0	0	0	0	0
Doug Sisk, R (7, 1)										0	0	0	0	0	0	0
Lenny Dykstra, L (9, PH) OBP: 0.354, SLG: 0.367										1	0	1	0	0	0	0
Inning Stats	R: 0 E: 0 K: 0 S: 4 H: 2 LOB: 1 BB: 0 P: 4	R: 1 E: 0 K: 1 S: 7 H: 2 LOB: 1 BB: 0 P: 7	R: 0 E: 0 K: 0 S: 4 H: 2 LOB: 1 BB: 0 P: 4	R: 0 E: 1 K: 0 S: 4 H: 0 LOB: 1 BB: 0 P: 4	R: 3 E: 2 K: 0 S: 7 H: 4 LOB: 1 BB: 0 P: 7	R: 0 E: 0 K: 1 S: 5 H: 0 LOB: 0 BB: 0 P: 5	R: 0 E: 0 K: 2 S: 7 H: 0 LOB: 0 BB: 0 P: 7	R: 0 E: 0 K: 1 S: 7 H: 2 LOB: 2 BB: 0 P: 7	R: 0 E: 0 K: 2 S: 8 H: 1 LOB: 2 BB: 1 P: 12	1B: 13 2B: 0 3B: 0 HR: 0 SF: 0 SAC: 0 DP: 2 HBP: 0							

	AB	39
	R	4
	H	13
	RBI	2
	BB	1
	SO	7
	LOB	21

WP: 1 PB: 0 SB: 3 CS: 0 PA: 40

PITCHER		IP	WLS	BF	H	R	ER	SO	BB	IBB	HBP	BLK	WP	HR	S	P	ERA	WHIP
Mark Thurmond, L ERA: 6.39	(1, 1)	4.2		21	8	3	3	1	0	0	0	0	0	0	23	23	5.79	1.714
Andy Hawkins, R ERA: 4.97	(5, 1)	1.1	W	6	2	1	0	1	0	0	0	0	0	0	8	8	0.00	1.500
Craig Lefferts, L ERA: 2.97	(7, 1)	1.0		4	1	0	0	2	0	0	0	0	0	0	8	8	0.00	1.000
Rich Gossage, R ERA: 4.5	(8, 1)	2.0	S	9	2	0	0	3	1	0	0	0	1	0	14	18	0.00	1.500

PITCHER	IP	WLS	BF	H	R	ER	SO	BB	IBB	HBP	BLK	WP	HR	S	P	ERA	WHIP

Batter	1	2	3	4	5	6	7	8	9	AB	R	H	RBI	BB	SO	LOB
Tim Flannery, L (1, 4) OBP: 0.369, SLG: 0.396	H 1-0 BB HBP		BBB 4-0 HR BB		x 0-0 ③ F7			S S S 0-3 ③ K		2	1	0	0	1	1	0
Tony Gwynn, L (1, 9) OBP: 0.410, SLG: 0.490	B B B B 4-0 G4-6-3 1-2 BB		x 0-0 1-H HR			x 0-0 ① F7			x 0-0 ① 1-3	3	1	1	2	1	0	0
Kevin McReynolds, R (1, 8) OBP: 0.360, SLG: 0.532 (7, 7)	S S S 0-3 ① K		x 0-0 ② F9			x 0-0 ② F8			x 0-0 ② 6-3	4	0	0	0	0	1	2
Steve Garvey, R (1, 3) OBP: 0.289, SLG: 0.482	x 0-0 ② ③ G4-6-3 1-2f		x 0-0 ③ F8			S S S 0-3 ③ K			x 0-0 ③ 6-3	4	0	0	0	0	1	2
Terry Kennedy, L (1, 2) OBP: 0.298, SLG: 0.350		x 0-0 ① 1-3		x 0-0 ① 3-1			B B B B 4-0 F9-3 BB			2	0	0	0	1	0	0
Carmelo Martinez, R (1, 7) OBP: 0.351, SLG: 0.427 Marvell Wynne, L (7, 8) OBP: 0.310, SLG: 0.434		S S S 0-3 ② K		x 0-0 ② 4-3			x 0-0 ① ② F9-3 1-2			3 0	0 0	0 0	0 0	0 0	1 0	1 0
Dane Iorg, L (1, 5) OBP: 0.244, SLG: 0.341 Garry Templeton, S (7, 6) OBP: 0.242, SLG: 0.208		x 0-0 1B		x 0-0 ③ 3-1			x 0-0 ③ 4-3			3 0	0 0	1 0	0 0	0 0	0 0	0 0
Jerry Royster, R (1, 6) OBP: 0.280, SLG: 0.356 (7, 5)		x 0-0 ③ 5-3			x 0-0 ① 4-3			x 0-0 ① F3		3	0	0	0	0	0	1
Eric Show, R (1, 1) OBP: 0.179, SLG: 0.214 Lance McCullers, S (6, 1) John Kruk, L (8, PH) OBP: 0.339, SLG: 0.400 Gene Walter, L (8, 1) OBP: 0.500, SLG: 0.667 Craig Lefferts, L (8, 1) OBP: 0.333, SLG: 1.333			x 0-0 ① 6-3		S S S 0-3 ② K			x 0-0 ② 4-3		2 0 1 0 0	0 0 0 0 0	0 0 0 0 0	0 0 0 0 0	1 0 0 0 0	0 0 0 0 0	0 0 0 0 0
Inning Stats	R: 0 E: 0 K: 1 S: 4 H: 0 LOB: 1 BB: 1 P: 9	R: 0 E: 0 K: 1 S: 6 H: 1 LOB: 1 BB: 0 P: 6	R: 2 E: 0 K: 0 S: 4 H: 1 LOB: 0 BB: 1 P: 8	R: 0 E: 0 K: 0 S: 3 H: 0 LOB: 0 BB: 0 P: 3	R: 0 E: 0 K: 1 S: 5 H: 0 LOB: 0 BB: 0 P: 5	R: 0 E: 0 K: 1 S: 5 H: 0 LOB: 0 BB: 0 P: 5	R: 0 E: 0 K: 0 S: 2 H: 0 LOB: 0 BB: 1 P: 6	R: 0 E: 0 K: 1 S: 5 H: 0 LOB: 0 BB: 0 P: 5	R: 0 E: 0 K: 0 S: 3 H: 0 LOB: 0 BB: 0 P: 3	1B: 1 2B: 1 3B: 0 HR: 1	SF: 0 SAC: 0 DP: 2 HBP: 1				WP: 0 PB: 0 SB: 0 CS: 0	PA: 31	

PITCHER		IP	WLS	BF	H	R	ER	SO	BB	IBB	HBP	BLK	WP	HR	S	P	ERA	WHIP
Bruce Berenyi, R ERA: 5.74	(1, 1)	6.0		22	2	2	2	4	2	0	1	0	0	1	27	36	3.00	0.667
Roger McDowell, R ERA: 2.83	(7, 1)	3.0	W	9	0	0	0	1	1	0	0	0	0	0	10	14	0.00	0.333

PITCHER	IP	WLS	BF	H	R	ER	SO	BB	IBB	HBP	BLK	WP	HR	S	P	ERA	WHIP

TOP

San Diego Padres @ New York Mets

Shea Stadium, Flushing, NY

Wed Jun 04 1986, 7:05 PM EDT

Att. 26,735 - Unknown

livebaseballscorecards.com

AB	27
R	2
H	2
RBI	2
BB	3
SO	5
LOB	6

Batter	1	2	3	4	5	6	7	8	9	AB	R	H	RBI	BB	SO	LOB
Lenny Dykstra, L (1, 8) OBP: 0.362, SLG: 0.379	G6-3 1B		E BB		2B	F8		K		4	0	2	0	1	1	6
Wally Backman, S (1, 4) OBP: 0.385, SLG: 0.438	G6-3 1-2f		F7 1-2		G1		K	FC6-4 1-2f 2-3 3-H		4	0	0	0	0	1	3
Tim Teufel, R (8, PH) OBP: 0.306, SLG: 0.309 (9, 4)										1	0	0	1	0	0	2
Keith Hernandez, L (1, 3) OBP: 0.425, SLG: 0.462	FC6-4 BB		F7			5-3	1B	F9		4	0	1	0	1	0	3
Gary Carter, R (1, 2) OBP: 0.335, SLG: 0.435	FC6-4 1-2f		4-3			1B 1B BB	K			3	1	0	0	1	1	3
Danny Heep, L (1, 9) OBP: 0.356, SLG: 0.493		FC6-4 BB FC1-2 1B		K		1B 1B 1-3 1B	F6			4	1	2	0	0	1	1
George Foster, R (1, 7) OBP: 0.336, SLG: 0.508		FC6-4 1-2 BB		G6-4-3 BB		E 1B 1-2 3-H 1B		1B 2B BB		1	1	1	1	3	0	0
Ray Knight, R (1, 5) OBP: 0.378, SLG: 0.542		FC6-4 FC1-2 1-2f 2-3		G6-4-3 1-2f		E8 1-3 2-H 1B		2B FC6-4 1-2 1B		4	1	2	1	0	0	3
Rafael Santana, R (1, 6) OBP: 0.224, SLG: 0.196		FC1-2 FC6-4 1-2 3-H			6-3	IBB		FC6-4 1-3 2-H 2B		2	0	0	0	0	0	2
Tim Corcoran, L (6, PH)										0	0	0	0	1	0	0
Kevin Mitchell, R (7, 6) OBP: 0.360, SLG: 0.500										1	0	1	1	0	0	0
Bruce Berenyi, R (1, 1)		FC6-4 1-2f			F8	K		FC6-4 BB		2	0	0	0	0	0	2
Darryl Strawberry, L (6, PH) OBP: 0.353, SLG: 0.465										1	0	0	0	0	1	3
Roger McDowell, R (7, 1) OBP: 0.333, SLG: 0.200										0	0	0	0	1	0	0
Inning Stats	R: 0 E: 0 K: 0 S: 3 H: 1 LOB: 1 BB: 1 P: 7	R: 0 E: 0 K: 0 S: 4 H: 1 LOB: 2 BB: 1 P: 8	R: 0 E: 1 K: 0 S: 3 H: 0 LOB: 1 BB: 1 P: 7	R: 0 E: 0 K: 1 S: 4 H: 0 LOB: 0 BB: 1 P: 8	R: 0 E: 0 K: 0 S: 4 H: 1 LOB: 1 BB: 0 P: 4	R: 2 E: 1 K: 1 S: 8 H: 3 LOB: 3 BB: 2 P: 16	R: 0 E: 0 K: 2 S: 8 H: 1 LOB: 1 BB: 0 P: 8	R: 2 E: 0 K: 1 S: 7 H: 2 LOB: 2 BB: 2 P: 15		1B: 7 2B: 2 3B: 0 HR: 0 SF: 0 SAC: 0 DP: 2 HBP: 0						

PITCHER		IP	WLS	BF	H	R	ER	SO	BB	IBB	HBP	BLK	WP	HR	S	P	ERA	WHIP
Eric Show, R ERA: 2.85	(1, 1)	5.1		25	6	2	2	1	5	0	0	0	0	0	22	42	3.38	2.062
Lance McCullers, R ERA: 1.86	(6, 1)	1.2		7	1	0	0	3	0	1	0	0	0	0	12	16	0.00	0.600
Gene Walter, L ERA: 3.45	(8, 1)	0.0	L	3	2	2	2	0	1	0	0	0	0	0	2	6	∞	∞
Craig Lefferts, L ERA: 2.88	(8, 1)	1.0		4	0	0	0	1	1	0	0	0	0	0	5	9	0.00	1.000

PITCHER	IP	WLS	BF	H	R	ER	SO	BB	IBB	HBP	BLK	WP	HR	S	P	ERA	WHIP

BOTTOM

San Diego Padres @ New York Mets

Shea Stadium, Flushing, NY

Wed Jun 04 1986, 7:05 PM EDT

Att. 26,735 - Unknown

livebaseballscorecards.com

AB	31
R	4
H	9
RBI	4
BB	8
SO	5
LOB	28

WP: 0 PA: 39
PB: 0
SB: 0
CS: 0

New York Mets @ Pittsburgh Pirates

Three Rivers Stadium, Pittsburgh, PA

Thu Jun 05 1986, 7:05 PM EDT

Att. 8,855 - Unknown

TOP

livebaseballscorecards.com

Batter	1	2	3	4	5	6	7	8	9	AB	R	H	RBI	BB	SO	LOB
Mookie Wilson, S (1, 8) OBP: 0.354, SLG: 0.397	K		G3	E9 1-3 2-H		4-3			F9	5	1	0	0	0	1	1
Kevin Mitchell, R (1, 9) OBP: 0.363, SLG: 0.487	F8		K	1B 2-H 3-H			FC6-4 BB		F8	4	0	1	2	1	1	0
Keith Hernandez, L (1, 3) OBP: 0.417, SLG: 0.452 Ed Hearn, R (9, PH) (9, 2) OBP: 0.357, SLG: 0.333	F9		P4		L5		F9		4-3	4 1	0 0	0 0	0 0	0 0	0 0	1 0
Gary Carter, R (1, 2) (9, 3) OBP: 0.338, SLG: 0.433		HR 1B		G3	BB 1B		FC6-4 1-2f 1B			3	1	1	0	1	0	1
George Foster, R (1, 7) OBP: 0.340, SLG: 0.532		1-H HR		K	F9		1-2 1B			4	1	2	2	0	1	1
Ray Knight, R (1, 5) OBP: 0.381, SLG: 0.541		K		3B 1B	1-2 1B		4-3			4	1	2	0	0	1	2
Tim Teufel, R (1, 4) OBP: 0.313, SLG: 0.337		1B		1-H 1B 3B	F8			5-3		4	1	2	1	0	0	2
Rafael Santana, R (1, 6) OBP: 0.225, SLG: 0.198		P4		1B E 3-H 1B		K		5-3		4	1	1	1	0	1	1
Bob Ojeda, L (1, 1) OBP: 0.120, SLG: 0.120		K		E 1-2 1B		K		4-3		4	1	1	0	0	2	1
Inning Stats	R: 0 E: 0 K: 1 S: 5 H: 0 LOB: 0 BB: 0 P: 5	R: 2 E: 0 K: 2 S: 10 H: 3 LOB: 1 BB: 0 P: 10	R: 0 E: 0 K: 1 S: 5 H: 0 LOB: 0 BB: 0 P: 5	R: 5 E: 1 K: 1 S: 10 H: 5 LOB: 1 BB: 0 P: 10	R: 0 E: 0 K: 0 S: 4 H: 1 LOB: 2 BB: 1 P: 8	R: 0 E: 0 K: 2 S: 7 H: 0 LOB: 0 BB: 0 P: 7	R: 0 E: 0 K: 0 S: 4 H: 1 LOB: 2 BB: 1 P: 8	R: 0 E: 0 K: 0 S: 3 H: 0 LOB: 0 BB: 0 P: 3	R: 0 E: 0 K: 0 S: 3 H: 0 LOB: 0 BB: 0 P: 3	1B: 8 2B: 0 3B: 1 HR: 1 SF: 0 SAC: 0 DP: 0 HBP: 0						

	AB	37
	R	7
	H	10
	RBI	6
	BB	2
	SO	7
	LOB	10

WP: 0 PB: 0 SB: 0 CS: 0 PA: 39

PITCHER		IP	WLS	BF	H	R	ER	SO	BB	IBB	HBP	BLK	WP	HR	S	P	ERA	WHIP
Bob Kipper, L ERA: 4.69	(1, 1)	6.0	L	28	9	7	4	7	1	0	0	0	0	1	41	45	6.00	1.667
Cecilio Guante, R ERA: 2.75	(7, 1)	2.0		8	1	0	0	0	1	0	0	0	0	0	7	11	0.00	1.000
Pat Clements, L ERA: 2.66	(9, 1)	1.0		3	0	0	0	0	0	0	0	0	0	0	3	3	0.00	0.000

PITCHER	IP	WLS	BF	H	R	ER	SO	BB	IBB	HBP	BLK	WP	HR	S	P	ERA	WHIP

BOTTOM

New York Mets @ Pittsburgh Pirates

Three Rivers Stadium, Pittsburgh, PA

Thu Jun 05 1986, 7:05 PM EDT

Att. 8,855 - Unknown

Batter	1	2	3	4	5	6	7	8	9	AB	R	H	RBI	BB	SO	LOB
Barry Bonds, L (1, 8) OBP: 0.429, SLG: 0.517	BBBB 4-0 CS BB		x 0-0 ③ F7			SSS 0-3 ② K		x 0-0 ② F7		3	0	0	0	1	1	4
Bill Almon, R (1, 7) (8, 6) (9, 5) OBP: 0.374, SLG: 0.553	SSS 0-3 ①② K 1-2			x 0-0 ① G3		x 0-0 ③ F7		x 0-0 ③ F8		4	0	0	0	0	1	4
Johnny Ray, S (1, 4) OBP: 0.413, SLG: 0.469 Mike Diaz, R (8, 7) OBP: 0.286, SLG: 0.226	x 0-0 ③ F8			x 0-0 BB 1B			x 0-0 ① 1-3		x 0-0 ① F7	3 1	0 0	1 0	0 0	0 0	0 0	0 0
Mike Brown, R (1, 9) OBP: 0.335, SLG: 0.368		x 0-0 ① F8		BBBB 4-0 G6-3 1-2 BB			x 0-0 ② F8		x 0-0 1B 1B	3	0	1	0	1	0	0
Lee Mazzilli, S (1, 3) OBP: 0.410, SLG: 0.259		x 0-0 ② F7		x 0-0 ②③ G6-3 1-2f			SSS 0-3 ③ K		x 0-0 G6-4-3 1-2 1B	4	0	1	0	0	1	2
Tony Peña, R (1, 2) OBP: 0.324, SLG: 0.352		x 0-0 ③ 4-3			x 0-0 ① F8			x 0-0 BB E 1B	x 0-0 ②③ G6-4-3 1-2f	4	0	1	0	0	0	2
Jim Morrison, R (1, 5) OBP: 0.330, SLG: 0.469 Rafael Belliard, R (9, 6) OBP: 0.209, SLG: 0.188			x 0-0 ① 6-3		x 0-0 ② 6-3			x 0-0 ① F7		3 0	0 0	0 0	0 0	0 0	0 0	1 0
Sam Khalifa, R (1, 6) (8, 4) OBP: 0.288, SLG: 0.240			x 0-0 4-3 2B		x 0-0 ③ F3			x 0-0 E4 BB 1-2		3	0	1	0	0	0	1
Bob Kipper, R (1, 1) Rick Rhoden, R (6, PH) OBP: 0.259, SLG: 0.208 Cecilio Guante, R (7, 1) Junior Ortiz, R (8, PH) OBP: 0.286, SLG: 0.313 Pat Clements, R (9, 1)			x 0-0 ② 4-3 2-3			x 0-0 ① F9		BBBB 4-0 1-2 2-3 BB		1 1 0 0 0	0 0 0 0 0	0 0 0 0 0	0 0 0 0 0	0 0 0 1 0	0 0 0 0 0	1 0 0 0 0

livebaseballscorecards.com

	AB	30
	R	0
	H	5
	RBI	0
	BB	3
	SO	3
	LOB	15

Inning Stats	1	2	3	4	5	6	7	8	9
	R: 0 H: 0 E: 0 LOB: 0 K: 1 BB: 1 S: 4 P: 8	R: 0 H: 0 E: 0 LOB: 0 K: 0 BB: 0 S: 3 P: 3	R: 0 H: 1 E: 0 LOB: 1 K: 0 BB: 0 S: 4 P: 4	R: 0 H: 1 E: 0 LOB: 1 K: 0 BB: 1 S: 3 P: 7	R: 0 H: 0 E: 0 LOB: 0 K: 0 BB: 0 S: 3 P: 3	R: 0 H: 0 E: 0 LOB: 0 K: 1 BB: 0 S: 5 P: 5	R: 0 H: 0 E: 0 LOB: 0 K: 1 BB: 0 S: 5 P: 5	R: 0 H: 1 E: 1 LOB: 3 K: 0 BB: 1 S: 5 P: 9	R: 0 H: 2 E: 0 LOB: 1 K: 0 BB: 0 S: 4 P: 4

	1B: 4	SF: 0	WP: 0	PA: 33
	2B: 1	SAC: 0	PB: 0	
	3B: 0	DP: 2	SB: 0	
	HR: 0	HBP: 0	CS: 1	

PITCHER		IP	WLS	BF	H	R	ER	SO	BB	IBB	HBP	BLK	WP	HR	S	P	ERA	WHIP
Bob Ojeda, L ERA: 2.29	(1, 1)	9.0	W	33	5	0	0	3	3	0	0	0	0	0	36	48	0.00	0.889

PITCHER		IP	WLS	BF	H	R	ER	SO	BB	IBB	HBP	BLK	WP	HR	S	P	ERA	WHIP

New York Mets @ Pittsburgh Pirates

Three Rivers Stadium, Pittsburgh, PA

Fri Jun 06 1986, 3:33 AM EDT

Unknown

TOP

livebaseballscorecards.com

Batter	1	2	3	4	5	6	7	8	9	AB	R	H	RBI	BB	SO	LOB
Lenny Dykstra, L (1, 8) OBP: 0.364, SLG: 0.375	K		1-3 1B		G3		4-3		FC6-4 BB	4	0	1	0	1	1	0
Wally Backman, S (1, 4) OBP: 0.367, SLG: 0.416	6-3		1-3 1-2		4-3			G3	FC6-4 1-2f 2-3	5	0	0	0	0	0	3
Keith Hernandez, L (1, 3) OBP: 0.416, SLG: 0.445	L6		6-3		BB			BB 1B BB	F7	3	0	0	0	2	0	3
Gary Carter, R (1, 2) OBP: 0.332, SLG: 0.423		4-3		F9	K			F8		4	0	0	0	0	1	2
Darryl Strawberry, L (1, 9) OBP: 0.362, SLG: 0.469		2B 1B		1B BB		P4		BB 1B 1-2		3	0	2	0	1	0	0
George Foster, R (1, 7) OBP: 0.352, SLG: 0.543		1B 2B 1-H		1-3 1B		F7		BB 1-2 2-3		3	1	2	0	1	0	0
Randy Niemann, L (8, 1)										0	0	0	0	0	0	0
Ray Knight, R (1, 5) OBP: 0.383, SLG: 0.538		WP 1B 2-H		IBB		F9		F8		3	0	1	1	1	0	3
Rafael Santana, R (1, 6) OBP: 0.219, SLG: 0.192		6-3 2-3		K			L6		FC6-4 1-3 1B	3	0	0	0	0	1	4
Mookie Wilson, S (9, PH) OBP: 0.361, SLG: 0.405										1	0	1	0	0	0	0
Ron Darling, R (1, 1) OBP: 0.133, SLG: 0.071			F7	K			1-3		1-3 1-2	2	0	0	0	0	1	3
Tim Corcoran, L (7, PH)										1	0	0	0	0	0	0
Doug Sisk, R (7, 1)										0	0	0	0	0	0	0
Danny Heep, L (8, 7) OBP: 0.351, SLG: 0.485										1	0	0	0	0	0	1

Inning Stats										
	R: 0 H: 0 E: 0 LOB: 0 K: 1 BB: 0 S: 5 P: 5	R: 1 H: 3 E: 0 LOB: 1 K: 0 BB: 0 S: 5 P: 5	R: 0 H: 1 E: 0 LOB: 1 K: 0 BB: 0 S: 4 P: 4	R: 0 H: 1 E: 0 LOB: 3 K: 2 BB: 2 S: 8 P: 16	R: 0 H: 0 E: 0 LOB: 1 K: 1 BB: 1 S: 5 P: 9	R: 0 H: 0 E: 0 LOB: 0 K: 0 BB: 0 S: 3 P: 3	R: 0 H: 0 E: 0 LOB: 0 K: 0 BB: 0 S: 3 P: 3	R: 0 H: 1 E: 0 LOB: 3 K: 0 BB: 2 S: 4 P: 12	R: 0 H: 1 E: 0 LOB: 2 K: 0 BB: 1 S: 4 P: 8	1B: 6 SF: 0 2B: 1 SAC: 0 3B: 0 DP: 0 HR: 0 HBP: 0	WP: 1 PA: 39 PB: 0 SB: 0 CS: 0

PITCHER		IP	WLS	BF	H	R	ER	SO	BB	IBB	HBP	BLK	WP	HR	S	P	ERA	WHIP
Rick Rhoden, R ERA: 2.67	(1, 1)	7.2	W	31	5	1	1	4	3	1	0	0	1	0	35	51	1.17	1.043
Pat Clements, L ERA: 2.66	(8, 1)	0.0		1	1	0	0	0	0	0	0	0	0	0	1	1	∞	∞
Bob Walk, R ERA: 2.72	(8, 1)	1.1	S	7	1	0	0	0	2	0	0	0	0	0	5	13	0.00	2.250

PITCHER	IP	WLS	BF	H	R	ER	SO	BB	IBB	HBP	BLK	WP	HR	S	P	ERA	WHIP

AB	33
R	1
H	7
RBI	1
BB	6
SO	4
LOB	19

BOTTOM

New York Mets @ Pittsburgh Pirates

Three Rivers Stadium, Pittsburgh, PA

Fri Jun 06 1986, 3:33 AM EDT

Unknown

Batter	1	2	3	4	5	6	7	8	9	AB	R	H	RBI	BB	SO	LOB
Barry Bonds, L (1, 8) OBP: 0.436, SLG: 0.636	F7		K		2-H HR			SH1-4 1B 2B		4	2	2	2	0	1	1
Joe Orsulak, L (1, 9) OBP: 0.290, SLG: 0.340	BBBB G6-4-3 BB			2B 2B	4-3			SH1-4 2-3		2	1	1	0	1	0	0
Johnny Ray, S (1, 4) OBP: 0.410, SLG: 0.464	G6-4-3 1-2f			K		4-3		3B 3-H 1B		4	1	1	1	0	1	2
Sid Bream, L (1, 3) OBP: 0.382, SLG: 0.509		F8		F7		CS 1B		K		4	0	1	0	0	1	2
R.J. Reynolds, S (1, 7) OBP: 0.387, SLG: 0.512		CS 1B		2B 2-H 2B		K 1-2		1B 1-H 3B		4	2	3	2	0	1	1
Tony Peña, R (1, 2) OBP: 0.328, SLG: 0.362		5-3 1-2		2B 2-H			F9	1B 3-H 1B		4	0	2	2	0	0	1
Jim Morrison, R (1, 5) OBP: 0.322, SLG: 0.457			6-3		K		K	F9		4	0	0	0	0	2	1
Rafael Belliard, R (1, 6) OBP: 0.229, SLG: 0.209			F8		SH1-4 HR 1B		FC4-6 1B			3	1	2	0	0	0	0
Rick Rhoden, R (1, 1) OBP: 0.276, SLG: 0.269			2B		SH1-4 1-2		FC4-6 1-2f			2	0	1	0	0	0	1
Pat Clements, R (8, 1)										0	0	0	0	0	0	0
Bob Walk, R (8, 1) OBP: 0.375, SLG: 0.625										0	0	0	0	0	0	0
Inning Stats	R: 0 H: 0 E: 0 LOB: 0 K: 0 BB: 1 S: 2 P: 6	R: 0 H: 1 E: 0 LOB: 0 K: 0 BB: 0 S: 3 P: 3	R: 0 H: 1 E: 0 LOB: 1 K: 1 BB: 0 S: 6 P: 6	R: 2 H: 3 E: 0 LOB: 1 K: 1 BB: 0 S: 7 P: 7	R: 2 H: 2 E: 0 LOB: 0 K: 1 BB: 0 S: 7 P: 7	R: 0 H: 1 E: 0 LOB: 0 K: 1 BB: 0 S: 5 P: 5	R: 0 H: 1 E: 0 LOB: 1 K: 1 BB: 0 S: 6 P: 6	R: 3 H: 4 E: 0 LOB: 1 K: 1 BB: 0 S: 9 P: 9		1B: 6 SF: 0 2B: 5 SAC: 2 3B: 1 DP: 1 HR: 1 HBP: 0						

livebaseballscorecards.com

AB	31
R	7
H	13
RBI	7
BB	1
SO	6
LOB	9

PITCHER		IP	WLS	BF	H	R	ER	SO	BB	IBB	HBP	BLK	WP	HR	S	P	ERA	WHIP
Ron Darling, R ERA: 3.88	(1, 1)	6.0	L	23	8	4	4	4	1	0	0	0	0	1	30	34	6.00	1.500
Doug Sisk, R ERA: 2.08	(7, 1)	1.0		4	1	0	0	1	0	0	0	0	0	0	6	6	0.00	1.000
Randy Niemann, L ERA: 3.86	(8, 1)	1.0		7	4	3	3	1	0	0	0	0	0	0	9	9	27.00	4.000

PITCHER	IP	WLS	BF	H	R	ER	SO	BB	IBB	HBP	BLK	WP	HR	S	P	ERA	WHIP

Batter	1	2	3	4	5	6	7	8	9	AB	R	H	RBI	BB	SO	LOB
Mookie Wilson, S (1, 8) OBP: 0.371, SLG: 0.463	HR	F9		1B S	2B 1-3		E6 1B 2-3		G3	6	2	3	1	0	0	3
Wally Backman, S (1, 4) OBP: 0.377, SLG: 0.419	3-1	1B CS	BB 1-2	2B 1B	4-3		1B 2-3 3-H			4	1	2	1	1	0	2
Darryl Strawberry, L (1, 9) OBP: 0.369, SLG: 0.490	BB S S E	P5	1B 1-2 2-H	2B		HR	P6			4	3	2	2	1	0	3
Danny Heep, L (1, 7) OBP: 0.367, SLG: 0.500 Jesse Orosco, R (9, 1)	BB S 1-2	1B 1-2	2B 1-H 2-H			K	F7			4 0	1 0	2 0	2 0	1 0	1 0	0 0
Ray Knight, R (1, 5) OBP: 0.378, SLG: 0.527	6-3 1-2 2-H	P6	1B FC5-4 2-H			K	F9			5	0	1	1	0	1	2
Kevin Mitchell, R (1, 6) OBP: 0.345, SLG: 0.463 Rafael Santana, R (6, 6) OBP: 0.217, SLG: 0.190	K	1-3 FC5-4				P4	F8			4 1	0 0	0 0	0 0	0 0	1 0	2 0
Tim Corcoran, L (1, 3)		G3		HR BB	6-3		6-3		5-3	4	1	0	0	1	0	0
Ed Hearn, R (1, 2) OBP: 0.368, SLG: 0.412		E7 1B		K	1-3		E 1B 2B		K	5	1	2	0	0	2	1
Rick Aguilera, R (1, 1) OBP: 0.273, SLG: 0.500 Roger McDowell, R (5, 1) OBP: 0.286, SLG: 0.167 Lenny Dykstra, L (9, PH) OBP: 0.368, SLG: 0.387 (9, 7)		P6		1-H HR	2B 1B		P6		2B	3 1 1	1 0 0	2 0 1	2 0 0	0 0 0	0 0 0	1 1 0
Inning Stats	R: 2 E: 0 K: 1 S: 6 H: 1 LOB: 1 BB: 2 P: 14	R: 0 E: 1 K: 0 S: 4 H: 1 LOB: 1 BB: 0 P: 4	R: 0 E: 0 K: 0 S: 4 H: 2 LOB: 1 BB: 0 P: 4	R: 6 E: 0 K: 1 S: 10 H: 5 LOB: 1 BB: 2 P: 18	R: 0 E: 0 K: 0 S: 5 H: 2 LOB: 2 BB: 0 P: 5	R: 1 E: 0 K: 2 S: 8 H: 1 LOB: 0 BB: 0 P: 8	R: 1 E: 1 K: 0 S: 6 H: 2 LOB: 2 BB: 0 P: 6	R: 0 E: 0 K: 0 S: 3 H: 0 LOB: 0 BB: 0 P: 3	R: 0 E: 0 K: 1 S: 6 H: 1 LOB: 1 BB: 0 P: 6	1B: 8 2B: 4 3B: 0 HR: 3 SF: 0 SAC: 0 DP: 0 HBP: 0						

PITCHER		IP	WLS	BF	H	R	ER	SO	BB	IBB	HBP	BLK	WP	HR	S	P	ERA	WHIP
Jose DeLeon, R ERA: 8.27	(1, 1)	3.2	L	22	8	8	8	2	4	0	0	0	0	2	22	38	19.64	3.273
Jim Winn, R ERA: 3.29	(4, 1)	2.1		11	4	1	1	2	0	0	0	0	0	1	15	15	3.86	1.714
Cecilio Guante, R ERA: 2.54	(7, 1)	3.0		13	3	1	0	1	0	0	0	0	0	0	15	15	0.00	1.000

PITCHER	IP	WLS	BF	H	R	ER	SO	BB	IBB	HBP	BLK	WP	HR	S	P	ERA	WHIP

TOP

New York Mets @ Pittsburgh Pirates

Three Rivers Stadium, Pittsburgh, PA

Fri Jun 06 1986, 7:05 PM EDT

Att. 15,113 - Unknown

livebaseballscorecards.com

AB	42
R	10
H	15
RBI	9
BB	4
SO	5
LOB	15

WP: 0 PB: 0 SB: 4 CS: 1 PA: 46

BOTTOM

New York Mets @ Pittsburgh Pirates

Three Rivers Stadium, Pittsburgh, PA

Fri Jun 06 1986, 7:05 PM EDT

Att. 15,113 - Unknown

Batter	1	2	3	4	5	6	7	8	9	AB	R	H	RBI	BB	SO	LOB
Barry Bonds, L (1, 8) OBP: 0.386, SLG: 0.553	F8		1-3		F8	4-3			K	5	0	0	0	0	1	0
Joe Orsulak, L (1, 9) OBP: 0.293, SLG: 0.338	F7		F7		1B BB WP 1B		4-3		BB	4	1	1	0	1	0	0
Johnny Ray, S (1, 4) OBP: 0.411, SLG: 0.459	BB		5-3		WP 1B 2B 1-2 BB		L4		4-3	2	1	0	0	2	0	0
Mike Diaz, R (8, 5) OBP: 0.278, SLG: 0.219										1	0	0	0	0	0	1
Lee Mazzilli, S (1, 3) OBP: 0.415, SLG: 0.290	F5			F8 1B 2B	WP 2B 1B 1-2 2-3		3-1			4	2	2	0	0	0	1
R.J. Reynolds, S (1, 7) OBP: 0.390, SLG: 0.514		F8		P6	2B 1-H 2-H 3-H			G6-4-3 BB		3	0	1	2	1	0	1
Bill Almon, R (1, 5) OBP: 0.368, SLG: 0.532 (8, 6)		S BB		F8 2-3	K			G6-4-3 1-2f		3	0	0	0	1	1	3
Junior Ortiz, R (1, 2) OBP: 0.308, SLG: 0.333		K		BB 1B 3-H	F8			FC4-6 1B		4	0	2	1	0	1	2
Sam Khalifa, R (1, 6) (8, 4) OBP: 0.295, SLG: 0.236		BB 1-2		BB 1-2		6-3		FC4-6 1-2f		2	0	0	0	2	0	1
Jose DeLeon, R (1, 1) Jim Winn, R (4, 1) Rafael Belliard, R (6, PH) OBP: 0.225, SLG: 0.206 Cecilio Guante, R (7, 1) Mike Brown, R (9, PH) OBP: 0.333, SLG: 0.366		K		K		6-3			K	1 1 1 0 1	0 0 0 0 0	0 0 0 0 0	0 0 0 0 0	0 0 0 0 1	1 1 0 0 0	2 2 0 0 0
Inning Stats	R: 0 E: 0 K: 0 S: 3 H: 0 LOB: 1 BB: 1 P: 7	R: 0 E: 0 K: 2 S: 7 H: 0 LOB: 2 BB: 2 P: 15	R: 0 E: 0 K: 0 S: 3 H: 0 LOB: 0 BB: 0 P: 3	R: 1 E: 0 K: 1 S: 7 H: 2 LOB: 2 BB: 1 P: 11	R: 3 E: 0 K: 1 S: 8 H: 3 LOB: 1 BB: 1 P: 12	R: 0 E: 0 K: 0 S: 3 H: 0 LOB: 0 BB: 0 P: 3	R: 0 E: 0 K: 0 S: 3 H: 0 LOB: 0 BB: 0 P: 3	R: 0 E: 0 K: 0 S: 3 H: 1 LOB: 1 BB: 1 P: 7	R: 0 E: 0 K: 2 S: 7 H: 0 LOB: 1 BB: 1 P: 11	1B: 4 2B: 2 3B: 0 HR: 0	SF: 0 SAC: 0 DP: 1 HBP: 0						

	AB	32
	R	4
	H	6
	RBI	3
	BB	7
	SO	6
	LOB	13

WP: 1 PB: 0 SB: 1 CS: 0 PA: 39

livebaseballscorecards.com

PITCHER		IP	WLS	BF	H	R	ER	SO	BB	IBB	HBP	BLK	WP	HR	S	P	ERA	WHIP
Rick Aguilera, R ERA: 6.47	(1, 1)	4.1		23	5	4	4	3	5	0	0	0	1	0	24	44	8.31	2.308
Roger McDowell, R ERA: 2.6	(5, 1)	3.2	W	12	1	0	0	1	1	0	0	0	0	0	13	17	0.00	0.545
Jesse Orosco, L ERA: 1.75	(9, 1)	1.0		4	0	0	0	2	1	0	0	0	0	0	7	11	0.00	1.000

PITCHER	IP	WLS	BF	H	R	ER	SO	BB	IBB	HBP	BLK	WP	HR	S	P	ERA	WHIP

New York Mets @ Pittsburgh Pirates

Three Rivers Stadium, Pittsburgh, PA

Sat Jun 07 1986, 7:05 PM EDT

Att. 29,770 - Unknown

TOP

livebaseballscorecards.com

Batter	1	2	3	4	5	6	7	8	9	AB	R	H	RBI	BB	SO	LOB
Mookie Wilson, S (1, 8) (8, 7) OBP: 0.362, SLG: 0.459	S S S 0-3 K ①		x 0-0 1-H 2B 2B	x 0-0 ② 4-3 2-3			x 0-0 L3 ①		x 0-0 F8 ①	5	1	1	1	0	1	1
Wally Backman, S (1, 4) OBP: 0.361, SLG: 0.400	x 0-0 ② 4-3		x 0-0 G3 ①	x 0-0 4-3 ③			x 0-0 F8 ②		x 0-0 3-1 ②	5	0	0	0	0	0	2
Keith Hernandez, L (1, 3) OBP: 0.416, SLG: 0.446	B B B B 4-0 3B BB		x 0-0 1B E 2-H 2B		x 0-0 6-3 ①		x 0-0 4-3 ③		x 0-0 L5 ③	4	2	1	1	1	0	0
Darryl Strawberry, L (1, 9) OBP: 0.372, SLG: 0.503	x 0-0 1-H 3B		x 0-0 S SF7 2-3 1B		x 0-0 L6 ②			S S S 0-3 K ①		4	1	2	1	0	1	0
Gary Carter, R (1, 2) OBP: 0.330, SLG: 0.418	x 0-0 6-3 ③		x 0-0 SF7 ② 1-H 3-H		x 0-0 F8 ③			B B B B 4-0 1B WP BB		2	1	0	1	1	0	1
Danny Heep, L (1, 7) George Foster, R (8, PH) Lenny Dykstra, L (8, 8) OBP: 0.390, SLG: 0.507 OBP: 0.349, SLG: 0.538 OBP: 0.368, SLG: 0.387		B B B B 4-0 G6-4-3 BB	B B B B 4-0 BB			x 0-0 CS 1B		S S S 0-3 K ②		1 1 0	0 0 0	1 0 0	0 0 0	2 0 0	0 1 0	0 1 0
Ray Knight, R (1, 5) OBP: 0.381, SLG: 0.527		x 0-0 ① ② G6-4-3 1-2f	x 0-0 ③ 1-3			x 0-0 ① 5-3 1-2 1B		x 0-0 WP 1-3 1B		4	0	2	0	0	0	2
Rafael Santana, R (1, 6) OBP: 0.227, SLG: 0.194		x 0-0 ③ 5-3		x 0-0 4-3 SH3-4 1B		x 0-0 ② 5-3 1-2		4-0 1-2 3-H IBB		3	0	1	0	1	0	1
Dwight Gooden, R (1, 1) OBP: 0.129, SLG: 0.194 Jesse Orosco, R (8, 1)			x 0-0 E5 2B	x 0-0 ① SH3-4 1-2		S S S 0-3 ③ K		S S S 0-3 ③ K		3 0	1 0	0 0	0 0	0 0	2 0	3 0

	AB	32
	R	6
	H	8
	RBI	4
	BB	5
	SO	5
	LOB	11

Inning Stats																								
	R: 1	H: 1	R: 0	H: 0	R: 4	H: 3	R: 0	H: 1	R: 0	H: 0	R: 0	H: 2	R: 0	H: 0	R: 1	H: 1	R: 0	H: 0	1B: 5	SF: 1	WP: 1	PA: 39
	E: 0	LOB: 1	E: 0	LOB: 0	E: 1	LOB: 1	E: 0	LOB: 1	E: 0	LOB: 0	E: 0	LOB: 1	E: 0	LOB: 0	E: 0	LOB: 2	E: 0	LOB: 0	2B: 2	SAC: 1	PB: 0	
	K: 1	BB: 1	K: 0	BB: 1	K: 0	BB: 1	K: 0	BB: 0	K: 0	BB: 0	K: 1	BB: 0	K: 0	BB: 0	K: 3	BB: 2	K: 0	BB: 0	3B: 1	DP: 1	SB: 2	
	S: 6	P: 10	S: 2	P: 6	S: 7	P: 11	S: 4	P: 4	S: 3	P: 3	S: 6	P: 6	S: 3	P: 3	S: 10	P: 18	S: 3	P: 3	HR: 0	HBP: 0	CS: 1	

PITCHER		IP	WLS	BF	H	R	ER	SO	BB	IBB	HBP	BLK	WP	HR	S	P	ERA	WHIP
Rick Reuschel, R ERA: 3.08	(1, 1)	6.0	L	27	7	5	2	2	3	0	0	0	0	0	28	40	3.00	1.667
Pat Clements, L ERA: 2.88	(7, 1)	1.1		5	0	1	1	1	1	0	0	0	0	0	6	10	6.75	0.750
Bob Walk, R ERA: 2.61	(8, 1)	1.2		7	1	0	0	2	0	1	0	0	1	0	10	14	0.00	0.600

PITCHER	IP	WLS	BF	H	R	ER	SO	BB	IBB	HBP	BLK	WP	HR	S	P	ERA	WHIP

New York Mets @ Pittsburgh Pirates

Three Rivers Stadium, Pittsburgh, PA

Sat Jun 07 1986, 7:05 PM EDT

Att. 29,770 - Unknown

BOTTOM

Batter	1	2	3	4	5	6	7	8	9	AB	R	H	RBI	BB	SO	LOB
Barry Bonds, L (1, 8) OBP: 0.408, SLG: 0.537	BBBB 4-0 S BB		BBBB 4-0 1B S FC4-6 BB		x 0-0 FC6 1B		SSS 0-3 ③ K		SSS 0-3 ③ K	3	1	1	0	2	2	2
Joe Orsulak, L (1, 9) OBP: 0.294, SLG: 0.338 Bill Almon, R (8, PH) OBP: 0.375, SLG: 0.532 (9, 3)	x 0-0 ① F8		x 0-0 FC4-6 1-3 3-H 1B		x 0-0 ② F8			BBBB 4-0 FC6-4 BB		3 0	0 0	1 0	1 0	0 1	0 0	2 0
Johnny Ray, S (1, 4) OBP: 0.404, SLG: 0.450	SSS 0-3 ② K		x 0-0 ② FC4-6 1-2f 3-H		x 0-0 ③ FC6 1-2f			SSS 0-3 ① K		4	0	0	1	0	2	4
Sid Bream, L (1, 3) OBP: 0.381, SLG: 0.518 Mike Brown, R (8, PH) OBP: 0.331, SLG: 0.364 (9, 9)	SSS 0-3 ③ K 1-2		x 0-0 ③ F7			x 0-0 6-3 3B		x 0-0 ② FC6-4 1-2f		3 1	1 0	1 0	0 0	0 0	1 0	2 1
R.J. Reynolds, S (1, 7) OBP: 0.387, SLG: 0.508		x 0-0 ① F7		x 0-0 E S 6-3 1B		x 0-0 ① G3		SSS 0-3 ③ K		4	1	1	0	0	1	2
Tony Peña, R (1, 2) OBP: 0.321, SLG: 0.353		x 0-0 ② 3-1		SSS 0-3 ① K		x 0-0 ② 6-3 3-H			x 0-0 ① F3	4	0	0	1	0	1	1
Jim Morrison, R (1, 5) OBP: 0.316, SLG: 0.446	SSS 0-3 ③ K			x 0-0 ② 6-3 1-H		x 0-0 ③ F9			x 0-0 ② F9	4	0	0	1	0	1	0
Rafael Belliard, R (1, 6) OBP: 0.243, SLG: 0.203 Lee Mazzilli, S (9, PH) OBP: 0.422, SLG: 0.290			BBBB 4-0 SH1-4 S 1B BB	x 0-0 ③ 4-3			BBBB 4-0 L1-4 BB		BBBB 4-0 HBP BB	1 0	1 0	0 0	0 0	2 1	0 0	0 0
Rick Reuschel, R (1, 1) OBP: 0.185, SLG: 0.222 Pat Clements, R (7, 1) Bob Walk, R (8, 1) OBP: 0.375, SLG: 0.625 Mike Diaz, R (9, PH) OBP: 0.297, SLG: 0.219 Sam Khalifa, R (9, PR) OBP: 0.295, SLG: 0.236			x 0-0 ① SH1-4 1-3		x 0-0 ① 3-1		x 0-0 ① ② L1-4 1-2		H 1-0 HBP 1-2	1 1 0 0 0	0 0 0 0 0	0 0 0 0 0	0 0 0 0 0	0 0 0 0 0	0 0 0 0 0	0 1 0 0 0
Inning Stats	R: 0 H: 0 E: 0 LOB: 1 K: 2 BB: 1 S: 7 P: 11	R: 0 H: 0 E: 0 LOB: 0 K: 1 BB: 0 S: 5 P: 5	R: 2 H: 1 E: 0 LOB: 1 K: 0 BB: 2 S: 4 P: 12	R: 1 H: 1 E: 0 LOB: 0 K: 1 BB: 0 S: 6 P: 6	R: 0 H: 1 E: 0 LOB: 1 K: 0 BB: 0 S: 4 P: 4	R: 1 H: 1 E: 0 LOB: 0 K: 0 BB: 0 S: 4 P: 4	R: 0 H: 0 E: 0 LOB: 0 K: 1 BB: 1 S: 4 P: 8	R: 0 H: 0 E: 0 LOB: 1 K: 2 BB: 1 S: 7 P: 11	R: 0 H: 0 E: 0 LOB: 2 K: 1 BB: 1 S: 5 P: 10	1B: 3 2B: 1 3B: 1 HR: 0	SF: 0 SAC: 1 DP: 1 HBP: 1						

PITCHER	IP	WLS	BF	H	R	ER	SO	BB	IBB	HBP	BLK	WP	HR	S	P	ERA	WHIP
Dwight Gooden, R (1, 1) ERA: 2.11	7.0	W	28	4	4	3	5	4	0	0	0	0	0	34	50	3.86	1.143
Jesse Orosco, L (8, 1) ERA: 1.63	2.0	S	9	0	0	0	3	2	0	1	0	0	0	12	21	0.00	1.000

PITCHER	IP	WLS	BF	H	R	ER	SO	BB	IBB	HBP	BLK	WP	HR	S	P	ERA	WHIP

AB	29
R	4
H	4
RBI	4
BB	6
SO	8
LOB	15

WP: 0 PA: 37
PB: 0
SB: 4
CS: 0

livebaseballscorecards.com

Batter	1	2	3	4	5	6	7	8	9	AB	R	H	RBI	BB	SO	LOB
Mookie Wilson, S (1, 8) OBP: 0.354, SLG: 0.456 (8, 7)	F7		4-3		F2		F8 1B 2B		K	5	1	1	0	0	1	0
Tim Teufel, R (1, 4) OBP: 0.311, SLG: 0.343	F9			E5 HR		1B 2B	F8 2-3		1B	4	2	1	0	0	0	1
Roger McDowell, R (7, 1) OBP: 0.375, SLG: 0.286										1	0	1	0	0	0	0
Jesse Orosco, R (9, 1)										0	0	0	0	0	0	0
Kevin Mitchell, R (1, 9) OBP: 0.360, SLG: 0.518	2B			1-H HR		5-3	FC6-4 3-H 1B		K	5	1	3	3	0	1	2
Gary Carter, R (1, 3) OBP: 0.333, SLG: 0.416	F8			L6 E 1B		1B 1B FC1-2 HBP	FC6-4 1-2f			3	0	1	0	0	0	2
George Foster, R (1, 7) OBP: 0.347, SLG: 0.530		P4		F7		FC1-2 1B 1-2 2-H 1B		K		4	0	1	1	0	1	1
Lenny Dykstra, L (8, 8) OBP: 0.368, SLG: 0.387										0	0	0	0	0	0	0
Ray Knight, R (1, 5) OBP: 0.383, SLG: 0.532		6-3		E6 1-2		FC1-2 1-2 2-3 1B		2B		4	0	2	0	0	0	1
Ed Hearn, R (1, 2) OBP: 0.304, SLG: 0.333		K		L6 2-3		FC1-2 FC6-4 1-2 2-3 3-Hf		F8		4	0	0	0	0	1	6
Rafael Santana, R (1, 6) OBP: 0.220, SLG: 0.188			5-3		4-3	FC6-4 1-2f		4-3		4	0	0	0	0	0	4
Sid Fernandez, L (1, 1) OBP: 0.179, SLG: 0.115			K		F8		K		4-3	3	0	0	0	0	2	0
Wally Backman, S (7, 4) OBP: 0.358, SLG: 0.396										1	0	0	0	0	0	0
Inning Stats	R: 0 E: 0 K: 0 S: 4 H: 1 LOB: 1 BB: 0 P: 4	R: 0 E: 0 K: 1 S: 5 H: 0 LOB: 0 BB: 0 P: 5	R: 0 E: 0 K: 1 S: 5 H: 0 LOB: 0 BB: 0 P: 5	R: 2 E: 2 K: 0 S: 6 H: 2 LOB: 1 BB: 0 P: 6	R: 0 E: 0 K: 0 S: 3 H: 0 LOB: 0 BB: 0 P: 3	R: 1 E: 0 K: 0 S: 6 H: 3 LOB: 3 BB: 0 P: 7	R: 1 E: 0 K: 1 S: 7 H: 2 LOB: 1 BB: 0 P: 7	R: 0 E: 0 K: 1 S: 6 H: 1 LOB: 1 BB: 0 P: 6	R: 0 E: 0 K: 2 S: 8 H: 1 LOB: 1 BB: 0 P: 8	1B: 5 2B: 5 3B: 0 HR: 1	SF: 0 SAC: 0 DP: 1 HBP: 1						

TOP

New York Mets @ Pittsburgh Pirates

Three Rivers Stadium, Pittsburgh, PA

Sun Jun 08 1986, 3:33 AM EDT

Att. 14,391 - Unknown

livebaseballscorecards.com

AB	38
R	4
H	10
RBI	4
BB	0
SO	6
LOB	17

WP: 0 PB: 0 SB: 0 CS: 0 PA: 39

PITCHER		IP	WLS	BF	H	R	ER	SO	BB	IBB	HBP	BLK	WP	HR	S	P	ERA	WHIP
Larry McWilliams, L ERA: 5.72	(1, 1)	5.1	L	22	4	3	2	2	0	0	1	0	0	1	25	26	3.38	0.750
Jim Winn, R ERA: 3.41	(6, 1)	1.2		9	4	1	1	1	0	0	0	0	0	0	11	11	5.40	2.400
Don Robinson, R ERA: 10.13	(8, 1)	2.0		8	2	0	0	3	0	0	0	0	0	0	14	14	0.00	1.000

PITCHER	IP	WLS	BF	H	R	ER	SO	BB	IBB	HBP	BLK	WP	HR	S	P	ERA	WHIP

Batter	1	2	3	4	5	6	7	8	9	AB	R	H	RBI	BB	SO	LOB
Barry Bonds, L (1, 8) OBP: 0.434, SLG: 0.558	BBBB 4-0 FC3-6 BB		x 0-0 S 2B			x 0-0 ① F7	BBBB 4-0 CS BB			2	0	1	0	2	0	0
Rafael Belliard, R (1, 4) OBP: 0.247, SLG: 0.197 R.J. Reynolds, S (7, PH) OBP: 0.385, SLG: 0.506 (8, 7) (9, 9)	x 0-0 ① FC3-6 1-2f		x 0-0 ② F9			BBBB 4-0 1-6-3 BB BB	SSS 0-3 ② K			2 1	0 0	0 0	0 0	1 0	0 1	2 1
Bill Almon, R (1, 7) OBP: 0.370, SLG: 0.512 (8, 6)	x 0-0 ② F7		x 0-0 ③ F8 2-3			BBBB 4-0 1-6-3 1-2 BB	0-0 ③ CS 1-2	x 0-0 ① F9		3	0	0	0	1	0	2
Mike Brown, R (1, 9) OBP: 0.326, SLG: 0.357 Lee Mazzilli, S (8, PH) OBP: 0.417, SLG: 0.286 (9, 7)	x 0-0 ③ 5-3			x 0-0 ① F2		x 0-0 ② 1-6-3 1-2 2-3		x 0-0 ② F7		3 1	0 0	0 0	0 0	0 0	0 0	3 0
Sid Bream, L (1, 3) OBP: 0.374, SLG: 0.506		x 0-0 ① P4		SSS 0-3 ② K		x 0-0 ③ F8		x 0-0 ③ 4-3		4	0	0	0	0	1	2
Tony Peña, R (1, 2) OBP: 0.330, SLG: 0.355		BBBB 4-0 BB		x 0-0 ③ 5-3			BBBB 4-0 1B HR BB		x 0-0 1B	2	1	1	0	2	0	0
Jim Morrison, R (1, 5) OBP: 0.314, SLG: 0.442		x 0-0 ② F8			x 0-0 ① 1-3		x 0-0 1-2 HR 1B		x 0-0 ① F9	4	1	1	0	0	0	2
Sam Khalifa, R (1, 6) OBP: 0.290, SLG: 0.231 Johnny Ray, S (7, PH) OBP: 0.400, SLG: 0.445 (8, 4)	SSS 0-3 ③ K				x 0-0 ② P6		SSS 0-3 ① K		x 0-0 ② F8	2 2	0 0	0 0	0 0	1 1	1 3	1 3
Larry McWilliams, L (1, 1) OBP: 0.211, SLG: 0.222 Jim Winn, R (6, 1) Mike Diaz, R (7, PH) OBP: 0.316, SLG: 0.333 Don Robinson, R (8, 1) Joe Orsulak, L (9, PH) OBP: 0.294, SLG: 0.338 Junior Ortiz, R (9, PH) OBP: 0.300, SLG: 0.324			SSS 0-3 ① K		SSS 0-3 ③ K		x 0-0 1-H 2-H HR		x 0-0 ③ P5	2 0 1 0 0 1	0 0 1 0 0 0	0 0 1 0 0 0	0 0 3 0 0 0	2 0 0 0 0 0	0 0 0 0 0 1	0 0 0 0 0 0
Inning Stats	R: 0 E: 0 K: 0 S: 3 H: 0 LOB: 1 BB: 1 P: 7	R: 0 E: 0 K: 1 S: 5 H: 0 LOB: 1 BB: 1 P: 9	R: 0 E: 0 K: 1 S: 6 H: 1 LOB: 1 BB: 0 P: 6	R: 0 E: 0 K: 1 S: 5 H: 0 LOB: 0 BB: 0 P: 5	R: 0 E: 0 K: 1 S: 5 H: 0 LOB: 0 BB: 0 P: 5	R: 0 E: 0 K: 0 S: 3 H: 0 LOB: 2 BB: 2 P: 11	R: 3 E: 0 K: 2 S: 8 H: 2 LOB: 0 BB: 2 P: 16	R: 0 E: 0 K: 0 S: 3 H: 0 LOB: 0 BB: 0 P: 3	R: 0 E: 0 K: 0 S: 4 H: 1 LOB: 1 BB: 0 P: 4	1B: 2 2B: 1 3B: 0 HR: 1	SF: 0 SAC: 0 DP: 0 HBP: 0						

PITCHER		IP	WLS	BF	H	R	ER	SO	BB	IBB	HBP	BLK	WP	HR	S	P	ERA	WHIP
Sid Fernandez, L ERA: 3.44	(1, 1)	6.1	W	28	3	3	3	5	6	0	0	0	0	1	32	56	4.26	1.421
Roger McDowell, R ERA: 2.47	(7, 1)	2.1		7	1	0	0	1	0	0	0	0	0	0	9	9	0.00	0.429
Jesse Orosco, L ERA: 1.61	(9, 1)	0.1	S	1	0	0	0	0	0	0	0	0	0	0	1	1	0.00	0.000

PITCHER	IP	WLS	BF	H	R	ER	SO	BB	IBB	HBP	BLK	WP	HR	S	P	ERA	WHIP

BOTTOM

New York Mets @ Pittsburgh Pirates

Three Rivers Stadium, Pittsburgh, PA

Sun Jun 08 1986, 3:33 AM EDT

Att. 14,391 - Unknown

livebaseballscorecards.com

AB	30
R	3
H	4
RBI	3
BB	6
SO	6
LOB	17

1B: 2	SF: 0	WP: 0	PA: 37
2B: 1	SAC: 0	PB: 0	
3B: 0	DP: 0	SB: 1	
HR: 1	HBP: 0	CS: 1	

Batter	1	2	3	4	5	6	7	8	9	10	AB	R	H	RBI	BB	SO	LOB
Jeff Stone, L (1, 7) OBP: 0.316, SLG: 0.333	G3		FC6-4 1-2f		F7			5-3	F8		4	0	0	0	0	0	2
Rick Schu, R (9, PH) OBP: 0.305, SLG: 0.374											1	0	0	0	0	0	1
Don Carman, L (9, 1)											0	0	0	0	0	0	0
Tom Foley, L (10, 6) OBP: 0.545, SLG: 0.556											0	0	0	0	0	0	0
Ron Roenicke, S (1, 8) OBP: 0.354, SLG: 0.361	F1		K		4-3 2-3			5-3	F8		5	0	0	0	0	1	3
(9, 7)																	
Juan Samuel, R (1, 4) OBP: 0.319, SLG: 0.420	K		F9		P3			1B 2B		E5 1B S FC6-2-5	5	1	1	0	0	1	2
Mike Schmidt, R (1, 5) OBP: 0.391, SLG: 0.533		L7		E 3-1 SF7 1B		F8		1B 1B IBB		FC6-2-5 1-3 1B	4	2	2	0	1	0	0
Von Hayes, L (1, 3) OBP: 0.383, SLG: 0.435		S 1B		3-1 1-2		F8		1B 1-2 2-H 1B		FC6-2-5 1B 1-2 3-H	5	0	2	1	0	0	3
Glenn Wilson, R (1, 9) OBP: 0.286, SLG: 0.345	K			E6 2-3		K		1B 1-2 2-3		1B 1-2 2-H	5	0	2	1	0	2	2
Darren Daulton, L (1, 2) OBP: 0.397, SLG: 0.473	BB 1-2			SF7 3-H			G4-6-3 1B	K		F3	1	0	1	1	1	0	0
Luis Aguayo, R (8, PH) OBP: 0.218, SLG: 0.282											1	0	0	0	0	1	3
John Russell, R (8, 2) OBP: 0.329, SLG: 0.448											1	0	0	0	0	0	2
Steve Jeltz, S (1, 6) OBP: 0.339, SLG: 0.269	4-3			G3			G4-6-3 1-2f		BB FC1-6	4-3	4	0	0	0	1	0	6
Steve Bedrosian, R (10, 1)											0	0	0	0	0	0	0
Kevin Gross, R (1, 1) OBP: 0.167, SLG: 0.207			BB FC6-4		2B 4-3		K		FC1-6 1-2f		2	0	1	0	1	1	0
Milt Thompson, L (9, PH) OBP: 0.239, SLG: 0.250											1	0	0	0	0	0	1
(9, 8)																	

TOP

Philadelphia Phillies @ New York Mets

Shea Stadium, Flushing, NY

Mon Jun 09 1986, 7:05 PM EDT

Att. 26,050 - Unknown

livebaseballscorecards.com

AB	39
R	3
H	9
RBI	3
BB	4
SO	6
LOB	25

Inning Stats	1	2	3	4	5	6	7	8	9	10	1B: 7 SF: 1	WP: 0 PA: 44
R:	0	0	0	1	0	0	0	1	0	1	2B: 2 SAC: 0	PB: 0
E:	0	0	0	1	0	0	0	0	0	1	3B: 0 DP: 1	SB: 2
K:	1	1	1	0	0	1	1	1	0	0	HR: 0 HBP: 0	CS: 0
S:	5	6	5	5	5	5	5	8	3	6		
H:	0	1	0	1	1	0	1	3	0	2		
LOB:	0	2	1	1	1	0	0	3	1	2		
BB:	0	1	1	0	0	0	0	1	1	0		
P:	5	10	9	5	4	5	5	12	7	6		

PITCHER		IP	WLS	BF	H	R	ER	SO	BB	IBB	HBP	BLK	WP	HR	S	P	ERA	WHIP
Rick Anderson, R	(1, 1)	7.0		27	4	1	0	5	2	0	0	0	0	0	35	43	0.00	0.857
ERA:																		
Jesse Orosco, L	(8, 1)	2.0		11	3	1	1	1	1	1	0	0	0	0	11	19	4.50	2.000
ERA: 1.8																		
Doug Sisk, R	(10, 1)	1.0	L	6	2	1	0	0	0	0	0	0	0	0	6	6	0.00	2.000
ERA: 1.86																		

PITCHER	IP	WLS	BF	H	R	ER	SO	BB	IBB	HBP	BLK	WP	HR	S	P	ERA	WHIP

Philadelphia Phillies @ New York Mets

Shea Stadium, Flushing, NY

Mon Jun 09 1986, 7:05 PM EDT

Att. 26,050 - Unknown

BOTTOM

livebaseballscorecards.com

Batter	1	2	3	4	5	6	7	8	9	10	AB	R	H	RBI	BB	SO	LOB
Lenny Dykstra, L (1, 8) OBP: 0.388, SLG: 0.418 Doug Sisk, R (10, 1)	FC1-5 2B		BBBB 5-3 BB			1B SF7 1B	2B		S 1B		4 0	1 0	4 0	0 0	1 0	0 0	0 0
Wally Backman, S (1, 4) OBP: 0.355, SLG: 0.391 Tim Teufel, R (9, PH) OBP: 0.308, SLG: 0.340 (10, 4)	FC1-5 BB 1B 2-3		5-3 1-2			BB BB 1-3 1B 1B	3-1		F2 1-2		4 1	1 0	1 0	0 0	0 0	0 0	3 1
Keith Hernandez, L (1, 3) OBP: 0.416, SLG: 0.439	1B BB 1-2		K			BB 1B BB 1-2		K		1-3	3	0	0	0	2	2	1
Darryl Strawberry, L (1, 9) OBP: 0.378, SLG: 0.516	1B 1-2 2-H			5-3		SF7 3-H		2B		1B	4	0	3	1	0	0	0
Gary Carter, R (1, 2) OBP: 0.325, SLG: 0.404	F9			F9		F6		5-3		F4	5	0	0	0	0	0	6
Danny Heep, L (1, 7) OBP: 0.391, SLG: 0.487		L9		L7		BBBB 1B BB 1-2 2-3		IIII IBB		K	3	0	0	0	2	1	1
Ray Knight, R (1, 5) OBP: 0.381, SLG: 0.525		4-3			F8	1B 1-2 2-H 3-H		4-3			4	0	1	1	0	0	2
Kevin Mitchell, R (1, 6) OBP: 0.348, SLG: 0.500 Jesse Orosco, R (8, 1) Mookie Wilson, S (9, PH) OBP: 0.350, SLG: 0.451 (10, 8)		K			G3		F3		K		3 0 1	0 0 0	0 0 0	0 0 0	0 0 1	1 0 0	0 0 0
Rick Anderson, R (1, 1) Rafael Santana, R (7, PH) OBP: 0.216, SLG: 0.184 (8, 6)			K		K		F9		4-3		2 2	0 0	0 0	0 0	0 0	2 0	0 0
Inning Stats	R: 0 H: 2 E: 0 LOB: 2 K: 0 BB: 1 S: 4 P: 8	R: 0 H: 0 E: 0 LOB: 0 K: 1 BB: 0 S: 5 P: 5	R: 0 H: 0 E: 0 LOB: 1 K: 2 BB: 1 S: 7 P: 11	R: 0 H: 0 E: 0 LOB: 0 K: 0 BB: 0 S: 3 P: 3	R: 0 H: 0 E: 0 LOB: 0 K: 1 BB: 0 S: 5 P: 5	R: 2 H: 3 E: 0 LOB: 2 K: 0 BB: 2 S: 5 P: 13	R: 0 H: 1 E: 0 LOB: 1 K: 0 BB: 0 S: 4 P: 4	R: 0 H: 1 E: 0 LOB: 2 K: 1 BB: 1 S: 6 P: 10	R: 0 H: 1 E: 0 LOB: 1 K: 1 BB: 0 S: 6 P: 6	R: 0 H: 1 E: 0 LOB: 1 K: 1 BB: 0 S: 6 P: 6	1B: 6 SF: 1 2B: 3 SAC: 0 3B: 0 DP: 0 HR: 0 HBP: 0						

	AB	36
	R	2
	H	9
	RBI	2
	BB	5
	SO	7
	LOB	14

WP: 0 PA: 42
PB: 0
SB: 1
CS: 0

PITCHER		IP	WLS	BF	H	R	ER	SO	BB	IBB	HBP	BLK	WP	HR	S	P	ERA	WHIP
Kevin Gross, R ERA: 4.34	(1, 1)	8.0		34	7	2	2	5	4	1	0	0	0	0	39	59	2.25	1.375
Don Carman, L ERA: 4.44	(9, 1)	1.1	W	6	2	0	0	1	0	0	0	0	0	0	8	8	0.00	1.500
Steve Bedrosian, R ERA: 3.67	(10, 1)	0.2	S	2	0	0	0	1	0	0	0	0	0	0	4	4	0.00	0.000

PITCHER	IP	WLS	BF	H	R	ER	SO	BB	IBB	HBP	BLK	WP	HR	S	P	ERA	WHIP

Philadelphia Phillies @ New York Mets

Shea Stadium, Flushing, NY

Tue Jun 10 1986, 7:05 PM EDT

Att. 27,472 - Unknown

TOP

livebaseballscorecards.com

Batter	1	2	3	4	5	6	7	8	9	10	11	AB	R	H	RBI	BB	SO	LOB
Jeff Stone, L (1, 7) OBP: 0.321, SLG: 0.329	BBBB 4-0 E 1B BB		x 0-0 1B S FC4-6 1B	SSS 0-3 ② K		x 0-0 ② 6-3		SSS 0-3 ② K		SSS 0-3 ② K		4	1	1	0	1	2	2
Steve Bedrosian, R (8, 1)												0	0	0	0	0	0	0
Randy Lerch, L (10, PH) (10, 1)												1	0	0	0	0	1	0
Tom Hume, R (11, 1)												0	0	0	0	0	0	0
Ron Roenicke, S (1, 8) OBP: 0.364, SLG: 0.364	x 0-0 ① F7		x 0-0 FC4-6 1-3 1B	BBBB 4-0 1B 1-2 BB		x 0-0 ③ 5-3		x 0-0 WP 2-H 1B		x 0-0 ③ 4-3		5	0	2	1	1	0	1
(8, 7)																		
Juan Samuel, R (1, 4) OBP: 0.325, SLG: 0.423	x 0-0 E 1-2 1B		x 0-0 ① FC4-6 FC S 1-2f 3-H	x 0-0 1-3 2-H 1B			x 0-0 1B SF9 1B	x 0-0 ③ L7 2-3			SSS 0-3 ① K	6	1	3	2	0	1	2
Glenn Wilson, R (1, 9) OBP: 0.283, SLG: 0.340	x 0-0 E6 1-2 2-3		x 0-0 ② F9	x 0-0 ③ F9			x 0-0 ① 1-3 1B		x 0-0 ① F4		x 0-0 ② 4-3	6	0	1	0	0	0	5
Von Hayes, L (1, 3) OBP: 0.377, SLG: 0.426	x 0-0 ② F6		BBBB 4-0 FC 1-2 BB		x 0-0 ① F6		x 0-0 ① SF9 3-H		x 0-0 ② 4-3		x 0-0 ③ 6-3	4	0	0	1	1	0	3
John Russell, R (1, 2) OBP: 0.325, SLG: 0.429	SSS 0-3 ③ K		x 0-0 FC 1-2 2-3		BBBB 4-0 BB		SSS 0-3 ② K		x 0-0 E6 HBP			3	0	0	0	1	2	6
Don Carman, L (7, 1)												0	0	0	0	0	0	0
Milt Thompson, L (8, 8) OBP: 0.238, SLG: 0.248												1	0	0	0	0	0	0
Rick Schu, R (1, 5) OBP: 0.301, SLG: 0.360	x 0-0 ① F9	x 0-0 ③ F7			x 0-0 ② F8		x 0-0 ③ F8		H 1-0 1-2 HBP			4	0	0	0	0	0	5
Steve Jeltz, S (1, 6) OBP: 0.342, SLG: 0.266	SSS 0-3 ② K			BBBB 4-0 FC1-6 BB	x 0-0 ③ F9			BBBB 4-0 SH3-4 1B BB	x 0-0 ③ F8			2	1	0	0	2	1	1
Greg Gross, L (9, PH) OBP: 0.450, SLG: 0.375												0	0	0	0	0	0	0
Mike Schmidt, R (9, PH) OBP: 0.389, SLG: 0.530												1	0	0	0	0	0	2
Tom Foley, L (9, 6) OBP: 0.545, SLG: 0.556												0	0	0	0	0	0	0
Charles Hudson, S (1, 1)	x 0-0 ③ F7			x 0-0 ① FC1-6 BB 1-2f 1B		x 0-0 ① 6-3		x 0-0 ① SH3-4 1-2		x 0-0 ① 4-3		3	1	0	0	0	0	1
Kent Tekulve, R (6, 1)												0	0	0	0	0	0	0
Darren Daulton, L (7, 2) OBP: 0.395, SLG: 0.469												1	0	0	0	0	0	0
Inning Stats	R: 0 E: 1 K: 1 S: 7 H: 1 LOB: 3 BB: 1 P: 11	R: 0 E: 0 K: 1 S: 5 H: 0 LOB: 0 BB: 0 P: 5	R: 1 E: 0 K: 0 S: 6 H: 2 LOB: 3 BB: 1 P: 10	R: 1 E: 0 K: 1 S: 6 H: 1 LOB: 2 BB: 2 P: 14	R: 0 E: 0 K: 0 S: 3 H: 0 LOB: 1 BB: 1 P: 7	R: 0 E: 0 K: 0 S: 3 H: 0 LOB: 0 BB: 0 P: 3	R: 1 E: 0 K: 1 S: 7 H: 2 LOB: 1 BB: 0 P: 7	R: 1 E: 0 K: 1 S: 6 H: 1 LOB: 1 BB: 1 P: 10	R: 0 E: 1 K: 0 S: 4 H: 0 LOB: 2 BB: 0 P: 5	R: 0 E: 0 K: 1 S: 5 H: 0 LOB: 0 BB: 0 P: 5	R: 0 E: 0 K: 1 S: 5 H: 0 LOB: 0 BB: 0 P: 5							

	AB	41
	R	4
	H	7
	RBI	4
	BB	6
	SO	7
	LOB	28

	1B: 7	SF: 1	WP: 1	PA: 50
	2B: 0	SAC: 1	PB: 0	
	3B: 0	DP: 0	SB: 2	
	HR: 0	HBP: 1	CS: 0	

PITCHER		IP	WLS	BF	H	R	ER	SO	BB	IBB	HBP	BLK	WP	HR	S	P	ERA	WHIP
Bob Ojeda, L ERA: 2.53	(1, 1)	7.2		38	7	4	4	5	6	0	0	0	0	0	42	66	4.70	1.696
Doug Sisk, R ERA: 1.69	(8, 1)	1.0		5	0	0	0	0	0	0	1	0	1	0	4	5	0.00	0.000
Jesse Orosco, L ERA: 1.78	(9, 1)	0.1		1	0	0	0	0	0	0	0	0	0	0	1	1	0.00	0.000
Roger McDowell, R ERA: 2.37	(10, 1)	2.0	W	6	0	0	0	2	0	0	0	0	0	0	10	10	0.00	0.000

PITCHER	IP	WLS	BF	H	R	ER	SO	BB	IBB	HBP	BLK	WP	HR	S	P	ERA	WHIP

Batter	1	2	3	4	5	6	7	8	9	10	11	AB	R	H	RBI	BB	SO	LOB
Lenny Dykstra, L (1, 8) OBP: 0.398, SLG: 0.421	BBB 4-0 1-3 1-3 BB		x 0-0 ② G3		x 0-0 1B 1B		SSS 0-3 ① K		x 0-0 FC3-6 1-2 1B		BBB 4-0 1-2 2-3 HR BB	4	1	2	0	2	1	0
Wally Backman, S (1, 4) OBP: 0.349, SLG: 0.383 Tim Teufel, R (11, PH) OBP: 0.314, SLG: 0.374	x 0-0 ① 1-3 1-2		x 0-0 ③ 4-3		x 0-0 1-3 1B		x 0-0 ② 6-3		x 0-0 ② FC3-6 1-2f 2-3		x 0-0 1-H 2-H 3-H HR	5 1	0 1	1 1	0 4	0 0	0 0	3 0
Keith Hernandez, L (1, 3) OBP: 0.407, SLG: 0.429	x 0-0 ② 1-3 2-3			x 0-0 ① 6-3	x 0-0 ③ 5-3		x 0-0 ③ F3		x 0-0 ③ G3			5	0	0	0	0	0	5
Darryl Strawberry, L (1, 9) OBP: 0.378, SLG: 0.516	SSS 0-3 ③ K			x 0-0 1B 2B		BBB 4-0 HR BB		x 0-0 ① 4-3		x 0-0 ① F7		4	2	1	0	1	1	1
Gary Carter, R (1, 2) OBP: 0.332, SLG: 0.443		x 0-0 ① F5		x 0-0 FC5-4 2-H 1B		x 0-0 1-H HR		x 0-0 HR		x 0-0 ② F7		5	2	3	4	0	0	0
George Foster, R (1, 7) OBP: 0.346, SLG: 0.526 Mookie Wilson, S (7, 7) OBP: 0.343, SLG: 0.441		SSS 0-3 ② K		SSS 0-3 ② K		x 0-0 1B 1B		SSS 0-3 ② K		x 0-0 ③ 4-3		3 2	0 0	1 0	0 0	0 0	2 1	1 0
Ray Knight, R (1, 5) OBP: 0.381, SLG: 0.522		x 0-0 1B		x 0-0 ③ FC5-4 1-2f		x 0-0 ① L9		x 0-0 5-3			x 0-0 BB 4-3 HR 1B	5	1	2	0	0	0	2
Kevin Mitchell, R (1, 6) OBP: 0.347, SLG: 0.495 Rafael Santana, R (7, 6) OBP: 0.213, SLG: 0.181	SSS 0-3 ③ K				x 0-0 ① F8	x 0-0 ② 1-3 1B			x 0-0 ① 6-3		x 0-0 ① 4-3 1-2	3 2	0 0	1 0	0 0	0 0	1 1	1 0
Bob Ojeda, L (1, 1) OBP: 0.107, SLG: 0.107 Doug Sisk, R (8, 1) Jesse Orosco, R (9, 1) Danny Heep, L (9, PH) OBP: 0.286, SLG: 0.487 Roger McDowell, R (10, 1) OBP: 0.375, SLG: 0.286 Barry Lyons, R (11, PH)			SSS 0-3 ① K		x 0-0 ② F7	SSS 0-3 ③ K			BBBB 4-0 FC3-6 1B BB		IIII 4-0 BB HR IBB	3 0 0 0 0 0 0	0 0 0 0 0 1 0	0 0 0 0 0 0 0	0 0 0 0 0 0 0	0 0 0 0 1 0 1	2 0 0 0 0 0 0	1 0 0 0 0 0 0
Inning Stats	R: 0 H: 0 E: 0 LOB: 1 K: 1 BB: 1 S: 5 P: 9	R: 0 H: 1 E: 0 LOB: 1 K: 2 BB: 0 S: 8 P: 8	R: 0 H: 0 E: 0 LOB: 0 K: 1 BB: 0 S: 5 P: 5	R: 1 H: 2 E: 0 LOB: 1 K: 1 BB: 0 S: 7 P: 7	R: 0 H: 2 E: 0 LOB: 2 K: 0 BB: 0 S: 5 P: 5	R: 2 H: 3 E: 0 LOB: 1 K: 1 BB: 1 S: 7 P: 11	R: 0 H: 0 E: 0 LOB: 0 K: 1 BB: 0 S: 5 P: 5	R: 1 H: 1 E: 0 LOB: 0 K: 1 BB: 0 S: 6 P: 6	R: 0 H: 1 E: 0 LOB: 2 K: 0 BB: 1 S: 4 P: 8	R: 0 H: 0 E: 0 LOB: 0 K: 0 BB: 0 S: 3 P: 3	R: 4 H: 2 E: 0 LOB: 0 K: 0 BB: 2 S: 3 P: 11	1B: 8 2B: 1 3B: 0 HR: 3	SF: 0 SAC: 0 DP: 0 HBP: 0					

PITCHER		IP	WLS	BF	H	R	ER	SO	BB	IBB	HBP	BLK	WP	HR	S	P	ERA	WHIP
Charles Hudson, R ERA: 3.88	(1, 1)	5.0		24	7	3	3	5	2	0	0	0	0	1	32	40	5.40	1.800
Kent Tekulve, R ERA: 2.79	(6, 1)	1.0		3	1	0	0	1	0	0	0	0	0	0	5	5	0.00	1.000
Don Carman, L ERA: 4.23	(7, 1)	1.1		4	0	0	0	1	0	0	0	0	0	0	6	6	0.00	0.000
Steve Bedrosian, R ERA: 3.77	(8, 1)	1.2		8	2	1	1	1	1	0	0	0	0	1	9	13	5.40	1.800
Randy Lerch, L ERA: 20.25	(10, 1)	1.1	L	7	1	3	3	0	1	1	0	0	0	0	5	13	20.25	1.500

PITCHER		IP	WLS	BF	H	R	ER	SO	BB	IBB	HBP	BLK	WP	HR	S	P	ERA	WHIP
Tom Hume, R ERA: 6.6	(11, 1)	0.0		1	1	1	1	0	0	0	0	0	0	1	1	1	∞	∞

BOTTOM

Philadelphia Phillies @ New York Mets

Shea Stadium, Flushing, NY

Tue Jun 10 1986, 7:05 PM EDT

Att. 27,472 - Unknown

livebaseballscorecards.com

AB	42
R	8
H	12
RBI	8
BB	5
SO	8
LOB	15

WP: 0 PA: 47
PB: 0
SB: 0
CS: 0

Philadelphia Phillies @ New York Mets

Shea Stadium, Flushing, NY

Wed Jun 11 1986, 7:05 PM EDT

Att. 27,830 - Unknown

TOP

livebaseballscorecards.com

Batter	1	2	3	4	5	6	7	8	9	AB	R	H	RBI	BB	SO	LOB
Jeff Stone, L (1, 7) OBP: 0.318, SLG: 0.316	F8		1-0 SH1-3 HBP 1-2 2-3	K			6-3		G5-3 2-3f	3	0	0	0	0	1	2
Luis Aguayo, R (9, PH) OBP: 0.215, SLG: 0.278										1	0	0	0	0	0	2
Ron Roenicke, S (1, 8) OBP: 0.374, SLG: 0.388	F9		SH1-3 1-2 2-3 3-H		K 2B		1B			3	0	2	1	0	0	0
Juan Samuel, R (1, 4) OBP: 0.318, SLG: 0.413	K		K		K 2-3		1-3			4	0	0	0	0	3	4
Glenn Wilson, R (1, 9) OBP: 0.282, SLG: 0.338		6-3		HR 1B	K			K		4	1	1	0	0	2	0
Von Hayes, L (1, 3) OBP: 0.379, SLG: 0.442		3-1		1-H HR		G5-3 4-1 1B		3-1		4	1	2	2	0	0	0
Darren Daulton, L (1, 2) OBP: 0.391, SLG: 0.457		G3		FC1-5 E BB		4-1 1-2		F8		3	0	0	0	1	0	1
Rick Schu, R (1, 5) OBP: 0.310, SLG: 0.363			HBP 1B SH1-3 1B	E3 FC1-5 1-2		BB			F7	2	1	1	0	1	0	1
Greg Gross, L (9, PH) OBP: 0.439, SLG: 0.364										1	0	0	0	0	0	0
Steve Jeltz, S (1, 6) OBP: 0.345, SLG: 0.267			SH1-3 HBP 1B 1-2	FC1-5 1-2 2-3f		G5-3 2-3f			G5-3 1B BB	3	0	1	0	1	0	4
Steve Carlton, L (1, 1) OBP: 0.226, SLG: 0.200			K	F9			G3		1-2 1B	2	0	0	0	0	1	4
Tom Hume, R (4, 1)										0	0	0	0	0	0	0
Milt Thompson, L (7, PH) OBP: 0.236, SLG: 0.247										1	0	0	0	0	0	0
Kent Tekulve, R (7, 1)										0	0	0	0	0	0	0
Mike Schmidt, R (9, PH) OBP: 0.392, SLG: 0.533										1	0	1	0	0	0	0
Charles Hudson, S (9, PR)										0	0	0	0	0	0	0

	AB	32
	R	3
	H	8
	RBI	3
	BB	3
	SO	7
	LOB	18

Inning Stats	1	2	3	4	5	6	7	8	9	1B: 6	SF: 0	WP: 0	PA: 37
	R: 0 H: 0 E: 0 LOB: 0 K: 1 BB: 0 S: 5 P: 5	R: 0 H: 0 E: 0 LOB: 0 K: 0 BB: 0 S: 3 P: 3	R: 1 H: 2 E: 0 LOB: 2 K: 2 BB: 0 S: 9 P: 10	R: 2 H: 2 E: 1 LOB: 2 K: 1 BB: 1 S: 8 P: 12	R: 0 H: 1 E: 0 LOB: 0 K: 2 BB: 0 S: 7 P: 7	R: 0 H: 1 E: 0 LOB: 1 K: 0 BB: 1 S: 3 P: 7	R: 0 H: 1 E: 0 LOB: 1 K: 0 BB: 0 S: 4 P: 4	R: 0 H: 0 E: 0 LOB: 0 K: 1 BB: 0 S: 5 P: 5	R: 0 H: 1 E: 0 LOB: 1 K: 0 BB: 1 S: 3 P: 7	2B: 1 SAC: 1	3B: 0 DP: 2	PB: 0	
										HR: 1	HBP: 1	SB: 0 CS: 0	

PITCHER		IP	WLS	BF	H	R	ER	SO	BB	IBB	HBP	BLK	WP	HR	S	P	ERA	WHIP
Ron Darling, R ERA: 3.93	(1, 1)	6.0	W	26	6	3	3	6	2	0	1	0	0	1	35	44	4.50	1.333
Randy Niemann, L ERA: 3.71	(7, 1)	0.2		3	1	0	0	0	0	0	0	0	0	0	3	3	0.00	1.500
Roger McDowell, R ERA: 2.29	(7, 1)	1.2		7	1	0	0	1	1	0	0	0	0	0	8	12	0.00	1.200
Jesse Orosco, L ERA: 1.74	(9, 1)	0.2	S	1	0	0	0	0	0	0	0	0	0	0	1	1	0.00	0.000

PITCHER		IP	WLS	BF	H	R	ER	SO	BB	IBB	HBP	BLK	WP	HR	S	P	ERA	WHIP

Batter	1	2	3	4	5	6	7	8	9	AB	R	H	RBI	BB	SO	LOB
Mookie Wilson, S (1, 8) (8, 7) OBP: 0.346, SLG: 0.439	0-0 1B 1B 1B	0-0 S S SF7 1B	0-3 K			0-0 F5		0-0 FC4-6 1-2f		5	2	2	0	0	1	2
Tim Teufel, R (1, 4) OBP: 0.310, SLG: 0.366	0-0 1B 1-2 E 1B	0-0 F8		0-0 6-3		0-3 K		0-0 5-3		5	1	1	0	0	1	2
Kevin Mitchell, R (1, 3) OBP: 0.364, SLG: 0.521	0-0 F6	4-0 FC4-6 1-2 BB		0-0 2B		0-0 2B				3	0	2	0	1	0	2
Randy Niemann, L (7, 1)										0	0	0	0	0	0	0
Roger McDowell, R (7, 1) OBP: 0.375, SLG: 0.286										0	0	0	0	0	0	0
Jesse Orosco, R (9, 1)										0	0	0	0	0	0	0
Gary Carter, R (1, 2) OBP: 0.330, SLG: 0.441	0-0 E 1B 1-2 2-H 1B	0-0 SF7 2-H		0-0 1-3		0-0 1-3				3	1	1	2	0	0	2
Darryl Strawberry, L (1, 9) OBP: 0.371, SLG: 0.503	0-0 E6 1B 1-2 2-H	0-0 FC4-6 1-2f		0-0 6-3			0-0 4-3			4	0	0	0	0	0	3
George Foster, R (1, 7) OBP: 0.344, SLG: 0.518	0-3 K		0-0 F8		0-0 G4-6-3 1B		0-0 1-3			4	0	1	0	0	1	2
Lenny Dykstra, L (8, 8) OBP: 0.398, SLG: 0.421										0	0	0	0	0	0	0
Ray Knight, R (1, 5) OBP: 0.383, SLG: 0.538	0-0 1-3 2-H 1B		0-0 HR		0-0 G4-6-3 1-2f		0-0 6-3			4	1	2	2	0	0	1
Rafael Santana, R (1, 6) OBP: 0.229, SLG: 0.193	4-0 IBB		0-0 1B		0-0 1B			0-3 K		3	0	2	0	1	1	0
Ron Darling, R (1, 1) OBP: 0.121, SLG: 0.065	0-3 K		0-3 K		0-0 F6			0-0 FC4-6 1B		3	0	0	0	0	2	5
Keith Hernandez, L (7, 3) OBP: 0.409, SLG: 0.431										1	0	1	0	0	0	0
Inning Stats	R: 3 E: 1 K: 2 S: 12 H: 4 LOB: 3 BB: 1 P: 16	R: 1 E: 0 K: 0 S: 4 H: 1 LOB: 1 BB: 1 P: 8	R: 1 E: 0 K: 2 S: 9 H: 2 LOB: 1 BB: 0 P: 9	R: 0 E: 0 K: 0 S: 4 H: 1 LOB: 1 BB: 0 P: 4	R: 0 E: 0 K: 0 S: 4 H: 2 LOB: 1 BB: 0 P: 4	R: 0 E: 0 K: 1 S: 6 H: 1 LOB: 1 BB: 0 P: 6	R: 0 E: 0 K: 0 S: 3 H: 0 LOB: 0 BB: 0 P: 3	R: 0 E: 0 K: 1 S: 6 H: 1 LOB: 1 BB: 0 P: 6		1B: 9 2B: 2 3B: 0 HR: 1	SF: 1 SAC: 0 DP: 1 HBP: 0					

PITCHER		IP	WLS	BF	H	R	ER	SO	BB	IBB	HBP	BLK	WP	HR	S	P	ERA	WHIP
Steve Carlton, L ERA: 5.69	(1, 1)	3.1	L	21	8	5	3	4	1	1	0	0	0	1	27	35	8.10	2.700
Tom Hume, R ERA: 5.6	(4, 1)	2.2		10	3	0	0	1	0	0	0	0	0	0	12	12	0.00	1.125
Kent Tekulve, R ERA: 2.61	(7, 1)	2.0		7	1	0	0	1	0	0	0	0	0	0	9	9	0.00	0.500

PITCHER	IP	WLS	BF	H	R	ER	SO	BB	IBB	HBP	BLK	WP	HR	S	P	ERA	WHIP

BOTTOM

Philadelphia Phillies @ New York Mets

Shea Stadium, Flushing, NY

Wed Jun 11 1986, 7:05 PM EDT

Att. 27,830 - Unknown

livebaseballscorecards.com

AB	35
R	5
H	12
RBI	4
BB	2
SO	6
LOB	19

WP: 0 PB: 0 SB: 2 CS: 0 PA: 38

Pittsburgh Pirates @ New York Mets

Shea Stadium, Flushing, NY

Fri Jun 13 1986, 7:05 PM EDT

Att. 37,582 - Unknown

TOP

livebaseballscorecards.com

Batter	1	2	3	4	5	6	7	8	9	AB	R	H	RBI	BB	SO	LOB
Barry Bonds, L (1, 8) OBP: 0.437, SLG: 0.596	S S S 0-3 ① K	B B B B 4-0 BB 1-2 2-3 BB		S S S 0-3 ③ K			B B B B 4-0 1-2 BB		B B B B 4-0 BB 1-2 2-3 BB	2	0	0	0	2	2	0
Mike Diaz, R (9, PH) OBP: 0.341, SLG: 0.343										0	0	0	0	1	0	0
Bob Kipper, R (9, PR)										0	0	0	0	0	0	0
Pat Clements, R (9, 1)										0	0	0	0	0	0	0
Joe Orsulak, L (1, 9) OBP: 0.310, SLG: 0.347	X 0-0 ② 4-3	B B B B 4-0 1-2 2-3 3-H BB			H 1-0 G4-6-3 HBP		X 0-0 ② F7		X 0-0 ① SF8 3-H	2	0	0	1	1	0	2
Larry McWilliams, L (7, 1) OBP: 0.211, SLG: 0.222										0	0	0	0	0	0	0
Bill Almon, R (8, 5) OBP: 0.373, SLG: 0.500										0	0	0	1	0	0	0
Johnny Ray, S (1, 4) OBP: 0.391, SLG: 0.422	S 0-1 CI	X 0-0 ③ F8			X 0-0 ① ② G4-6-3 1-2f		S S S 0-3 ③ K		B B B B 4-0 1-2 2-3 BB	3	0	0	0	1	1	6
Sid Bream, L (1, 3) OBP: 0.362, SLG: 0.513	X 0-0 ③ F5		X 0-0 HR		S S S 0-3 ③ K			X 0-0 ① F4	X 0-0 ② SF7 3-H	4	1	1	2	0	1	1
R.J. Reynolds, S (1, 7) (7, 9) (9, 8) OBP: 0.369, SLG: 0.490		S S S 0-3 ① K	S S S 0-3 ① K			X 0-0 ① F8		X 0-0 E5 FC5-4	S S S 0-3 ③ K	5	0	0	0	0	3	2
Tony Peña, R (1, 2) OBP: 0.333, SLG: 0.356		X 0-0 BB BB WP 1B	S S S 0-3 ② K			S S S 0-3 ② K		X 0-0 ② F9		4	1	1	0	0	2	1
Jim Morrison, R (1, 5) OBP: 0.314, SLG: 0.432	B B B B 4-0 WP BB 1-2 BB BB	S S S 0-3 ③ K				S S S 0-3 ③ K		X 0-0 ③ FC5-4 1-2f		3	1	0	0	1	2	1
Cecilio Guante, R (8, 1)										0	0	0	0	0	0	0
Mike Brown, R (9, 9) OBP: 0.324, SLG: 0.354										0	0	0	0	0	0	0
Rafael Belliard, R (1, 6) OBP: 0.300, SLG: 0.277	B B B B 4-0 BB WP 1-2 2-3 BB			S S S 0-3 ① K			X 0-0 S 1B		X 0-0 BB BB SF8 1B	3	1	2	0	1	1	0
Rick Reuschel, R (1, 1) OBP: 0.172, SLG: 0.207	S S S 0-3 ② K 1-2 2-3 3-H		X 0-0 ② 6-3				S S S 0-3 ① K		B B B B 4-0 BB BB 1-2 SF7 BB	2	0	0	0	0	1	2
Lee Mazzilli, S (7, PH) OBP: 0.414, SLG: 0.277										1	1	0	0	1	1	1
(7, 7)																

Inning Stats																															
	R: 0	H: 0	R: 2	H: 1	R: 1	H: 1	R: 0	H: 0	R: 0	H: 0	R: 0	H: 1	R: 0	H: 0	R: 2	H: 1	1B: 3	SF: 2	WP: 1	PA: 41
	E: 1	LOB: 1	E: 0	LOB: 3	E: 0	LOB: 0	E: 0	LOB: 0	E: 0	LOB: 0	E: 0	LOB: 2	E: 1	LOB: 1	E: 0	LOB: 2	2B: 0	SAC: 0	PB: 0	
	K: 1	BB: 0	K: 2	BB: 4	K: 3	BB: 0	K: 2	BB: 0	K: 2	BB: 0	K: 2	BB: 1	K: 0	BB: 0	E: 0	BB: 3	3B: 0	DP: 1	SB: 1	
	S: 6	P: 6	S: 8	P: 24	S: 10	P: 10	S: 7	P: 7	S: 7	P: 7	S: 8	P: 12	S: 4	P: 4	K: 1	P: 18	HR: 1	HBP: 1	CS: 0	

PITCHER		IP	WLS	BF	H	R	ER	SO	BB	IBB	HBP	BLK	WP	HR	S	P	ERA	WHIP
Dwight Gooden, R ERA: 2.21	(1, 1)	8.0		34	3	3	3	13	5	0	1	0	1	1	54	75	3.38	1.000
Jesse Orosco, L ERA: 2.25	(9, 1)	1.0	W	7	1	2	2	1	3	0	0	0	0	0	6	18	18.00	4.000

PITCHER		IP	WLS	BF	H	R	ER	SO	BB	IBB	HBP	BLK	WP	HR	S	P	ERA	WHIP

AB	29
R	5
H	4
RBI	4
BB	8
SO	14
LOB	16

Pittsburgh Pirates @ New York Mets

Shea Stadium, Flushing, NY

Fri Jun 13 1986, 7:05 PM EDT

Att. 37,582 - Unknown

BOTTOM

Batter	1	2	3	4	5	6	7	8	9	AB	R	H	RBI	BB	SO	LOB
Mookie Wilson, S (1, 8) (9, 7) OBP: 0.348, SLG: 0.466	G3		HR		4-3		6-3		2-3, 1B	5	2	2	1	0	0	0
Wally Backman, S (1, 4) OBP: 0.351, SLG: 0.384	4-3		FC3-6, BB, WP, 1B		HR, 1B		6-3		1-2, 2-3	5	2	2	0	0	0	1
Keith Hernandez, L (1, 3) OBP: 0.413, SLG: 0.444	E7		BBB, 1-2, FC3-6, BB		1-H, HR			G3	1B, IBB	3	1	1	2	2	0	0
Darryl Strawberry, L (1, 9) OBP: 0.371, SLG: 0.506	F7		FC3-6, WP, 1-2f, 2-3		SSS, K			S, 2B	1-2, 2-H, 1B	5	0	2	1	0	1	3
Gary Carter, R (1, 2) OBP: 0.333, SLG: 0.439		FC5-4, BB, 6-3, 1B	6-3, 1-2, 3-H		SSS, K			BB, IBB		3	1	1	0	1	1	1
George Foster, R (1, 7) OBP: 0.342, SLG: 0.507		BBB, FC5-4, 1-2, BB	6-3		6-3			SSS, K, 2-3		3	0	0	0	1	1	2
Jesse Orosco, R (9, 1)										0	0	0	0	0	0	0
Ray Knight, R (1, 5) OBP: 0.386, SLG: 0.534		FC5-4, 6-3, 1-2f, 2-3	6-3, 1B		L3			BBB, 1-2, BB		3	0	1	0	1	0	2
Rafael Santana, R (1, 6) OBP: 0.222, SLG: 0.187		6-3, 1-2, 3-H	6-3, 1-2		F7			SSS, K		4	0	0	1	0	1	5
Dwight Gooden, R (1, 1) OBP: 0.118, SLG: 0.176		6-3	5-3				4-3		G3	3	0	0	0	0	0	2
Lenny Dykstra, L (9, 8) OBP: 0.395, SLG: 0.418										1	0	0	0	0	0	0

	AB	35
	R	6
	H	9
	RBI	5
	BB	5
	SO	4
	LOB	16

livebaseballscorecards.com

Inning Stats	1	2	3	4	5	6	7	8	9
	R: 0 E: 1 K: 0 S: 4	H: 0 LOB: 1 BB: 0 P: 4	R: 1 E: 0 K: 0 S: 4	H: 1 LOB: 1 BB: 1 P: 8	R: 2 E: 0 K: 0 S: 4	H: 2 LOB: 0 BB: 1 P: 8	R: 0 E: 0 K: 0 S: 4	H: 1 LOB: 1 BB: 0 P: 4	R: 2 E: 0 K: 2 S: 9	H: 2 LOB: 0 BB: 0 P: 9	R: 0 E: 0 K: 0 S: 3	H: 0 LOB: 0 BB: 0 P: 3	R: 0 E: 0 K: 0 S: 3	H: 0 LOB: 0 BB: 0 P: 3	R: 0 E: 0 K: 2 S: 8	H: 1 LOB: 3 BB: 2 P: 16	R: 1 E: 0 K: 0 S: 4	H: 2 LOB: 2 BB: 1 P: 8

	1B: 6	SF: 0	WP: 1	PA: 40
	2B: 1	SAC: 0	PB: 0	
	3B: 0	DP: 0	SB: 1	
	HR: 2	HBP: 0	CS: 0	

PITCHER		IP	WLS	BF	H	R	ER	SO	BB	IBB	HBP	BLK	WP	HR	S	P	ERA	WHIP
Rick Reuschel, R ERA: 3.4	(1, 1)	6.0		26	6	5	5	2	2	0	0	0	1	2	28	36	7.50	1.333
Larry McWilliams, L ERA: 5.59	(7, 1)	1.1		6	1	0	0	0	0	1	0	0	0	0	5	9	0.00	0.750
Cecilio Guante, R ERA: 2.32	(8, 1)	0.2		3	0	0	0	2	1	0	0	0	0	0	6	10	0.00	1.500
Pat Clements, L ERA: 3.33	(9, 1)	0.2	L	5	2	1	1	0	0	1	0	0	0	0	4	8	13.50	3.000

PITCHER	IP	WLS	BF	H	R	ER	SO	BB	IBB	HBP	BLK	WP	HR	S	P	ERA	WHIP

Batter	1	2	3	4	5	6	7	8	9	AB	R	H	RBI	BB	SO	LOB
Barry Bonds, L (1, 8) OBP: 0.440, SLG: 0.583	B B B B 4-0 1B S SF8 BB		S S S 0-3 ② K			x 0-0 G6-4-3 1B			S S S 0-3 ① K	3	1	1	0	1	2	0
Rafael Belliard, R (1, 4) OBP: 0.298, SLG: 0.276	x 0-0 1-3 1B		S S S 0-3 ③ K			x 0-0 ②③ G6-4-3 1-2f			S S S 0-3 ② K	4	0	1	0	0	2	1
Mike Brown, R (1, 9) OBP: 0.317, SLG: 0.348	x 0-0 ① SF8 3-H			x 0-0 ① F5			x 0-0 ① L4		x 0-0 ③ F4	3	0	0	1	0	0	0
Jim Morrison, R (1, 5) OBP: 0.309, SLG: 0.425	x 0-0 ② F8			x 0-0 ② F3			x 0-0 ② F7			3	0	0	0	0	0	1
Bill Almon, R (1, 7) OBP: 0.363, SLG: 0.484	x 0-0 ③ F8			x 0-0 ③ F8			S S S 0-3 ③ K			3	0	0	0	0	1	1
Sid Bream, L (1, 3) OBP: 0.357, SLG: 0.505		x 0-0 ① G3			S S S 0-3 ① K			x 0-0 ① 4-3		3	0	0	0	0	1	0
Tony Peña, R (1, 2) OBP: 0.329, SLG: 0.350		x 0-0 ② L4			x 0-0 ② 4-3			x 0-0 ② F3		3	0	0	0	0	0	0
Sam Khalifa, R (1, 6) OBP: 0.291, SLG: 0.243		x 0-0 ③ F7			x 0-0 ③ 6-3			x 0-0 2B		3	0	1	0	0	0	0
Mike Bielecki, R (1, 1) OBP: 0.045, SLG: 0.045 Larry McWilliams, L (5, 1) OBP: 0.211, SLG: 0.222 Rick Rhoden, R (6, PH) OBP: 0.281, SLG: 0.276 Jim Winn, R (6, 1) Johnny Ray, S (8, PH) OBP: 0.369, SLG: 0.420 Don Robinson, R (8, 1)			S S S 0-3 ① K			x 0-0 ① 4-3		S S S 0-3 ③ K		1 0 1 0 1 0	0 0 0 0 0 0	0 0 0 0 0 0	0 0 0 0 0 0	1 0 0 0 1 0	0 0 0 0 1 0	0 0 0 0 1 0
Inning Stats	R: 1 E: 0 K: 0 S: 4 H: 1 LOB: 1 BB: 1 P: 8	R: 0 E: 0 K: 0 S: 3 H: 0 LOB: 0 BB: 0 P: 3	R: 0 E: 0 K: 3 S: 9 H: 0 LOB: 0 BB: 0 P: 9	R: 0 E: 0 K: 0 S: 3 H: 0 LOB: 0 BB: 0 P: 3	R: 0 E: 0 K: 1 S: 5 H: 0 LOB: 0 BB: 0 P: 5	R: 0 E: 0 K: 0 S: 3 H: 1 LOB: 0 BB: 0 P: 3	R: 0 E: 0 K: 1 S: 5 H: 0 LOB: 0 BB: 0 P: 5	R: 0 E: 0 K: 1 S: 6 H: 1 LOB: 1 BB: 0 P: 6	R: 0 E: 0 K: 2 S: 7 H: 0 LOB: 0 BB: 0 P: 7	1B: 2 2B: 1 3B: 0 HR: 0 SF: 1 SAC: 0 DP: 1 HBP: 0						

TOP

Pittsburgh Pirates @ New York Mets

Shea Stadium, Flushing, NY

Sat Jun 14 1986, 3:33 AM EDT

Att. 47,664 - Unknown

livebaseballscorecards.com

AB	28
R	1
H	3
RBI	1
BB	1
SO	8
LOB	4

PITCHER		IP	WLS	BF	H	R	ER	SO	BB	IBB	HBP	BLK	WP	HR	S	P	ERA	WHIP
Sid Fernandez, L ERA: 3.17	(1, 1)	9.0	W	30	3	1	1	8	1	0	0	0	0	0	45	49	1.00	0.444

PITCHER	IP	WLS	BF	H	R	ER	SO	BB	IBB	HBP	BLK	WP	HR	S	P	ERA	WHIP

BOTTOM

Pittsburgh Pirates @ New York Mets

Shea Stadium, Flushing, NY

Sat Jun 14 1986, 3:33 AM EDT

Att. 47,664 - Unknown

livebaseballscorecards.com

Batter	1	2	3	4	5	6	7	8	9	AB	R	H	RBI	BB	SO	LOB
Lenny Dykstra, L (1, 8) OBP: 0.392, SLG: 0.413	6-3		F7		1B, 1B 1-2 3-H		F7			4	1	1	1	0	0	1
Wally Backman, S (1, 4) OBP: 0.355, SLG: 0.388	B2			G3-6-1 1B	E, 1B 1-3 2-H		F7			4	1	2	1	0	0	0
Keith Hernandez, L (1, 3) OBP: 0.411, SLG: 0.441	F7			G3-6-1 1-2f	1B 1-H 3-H		3-1			4	0	1	1	0	0	1
Darryl Strawberry, L (1, 9) OBP: 0.374, SLG: 0.503		4-3		F7	FC6 1-2			BB, S BBBB		3	0	1	0	1	0	0
Ray Knight, R (1, 5) OBP: 0.383, SLG: 0.526		K SSS			BB, WP BBBB FC6 1-2f			F8		3	1	0	0	1	1	3
Danny Heep, L (1, 7) OBP: 0.402, SLG: 0.474		F9			E, 1B 1-2 BBBB	3-1		BB IIII 1-2		2	1	0	0	2	0	0
Ed Hearn, R (1, 2) OBP: 0.333, SLG: 0.375			5-3		K SSS	1B 2B		G6-4-3 BBBB 1-2 2-3		3	0	1	0	1	1	2
Rafael Santana, R (1, 6) OBP: 0.230, SLG: 0.184			FC1-6 BBBB		1B BBBB 1-3 2-H	F3		G6-4-3 1-2f		2	1	0	0	2	0	4
Sid Fernandez, L (1, 1) OBP: 0.194, SLG: 0.138			FC1-6 1-2f		K SSS	1B 2-H				3	0	1	0	0	1	3
Inning Stats	R: 0 E: 0 K: 0 S: 3 H: 0 LOB: 0 BB: 0 P: 3	R: 0 E: 0 K: 1 S: 5 H: 0 LOB: 0 BB: 0 P: 5	R: 0 E: 0 K: 0 S: 3 H: 0 LOB: 1 BB: 1 P: 7	R: 0 E: 0 K: 0 S: 3 H: 1 LOB: 0 BB: 0 P: 3	R: 5 E: 0 K: 2 S: 11 H: 4 LOB: 2 BB: 3 P: 23	R: 0 E: 0 K: 0 S: 4 H: 2 LOB: 2 BB: 0 P: 4	R: 0 E: 0 K: 0 S: 3 H: 0 LOB: 0 BB: 0 P: 3	R: 0 E: 0 K: 0 S: 2 H: 0 LOB: 2 BB: 3 P: 14		1B: 6 2B: 1 3B: 0 HR: 0 SF: 0 SAC: 0 DP: 2 HBP: 0				WP: 2 PB: 0 SB: 1 CS: 0 PA: 35		

	AB	28
	R	5
	H	7
	RBI	3
	BB	7
	SO	3
	LOB	14

PITCHER		IP	WLS	BF	H	R	ER	SO	BB	IBB	HBP	BLK	WP	HR	S	P	ERA	WHIP
Mike Bielecki, R ERA: 5.4	(1, 1)	4.2	L	20	3	5	3	3	4	0	0	0	1	0	22	38	5.79	1.500
Larry McWilliams, L ERA: 5.55	(5, 1)	0.1		3	2	0	0	0	0	0	0	0	0	0	3	3	0.00	6.000
Jim Winn, R ERA: 3.62	(6, 1)	2.0		7	2	0	0	0	0	0	0	0	0	0	7	7	0.00	1.000
Don Robinson, R ERA: 6.75	(8, 1)	1.0		5	0	0	0	0	2	1	0	0	0	0	2	14	0.00	2.000

PITCHER	IP	WLS	BF	H	R	ER	SO	BB	IBB	HBP	BLK	WP	HR	S	P	ERA	WHIP

Pittsburgh Pirates @ New York Mets

Shea Stadium, Flushing, NY

Sun Jun 15 1986, 3:33 AM EDT

Unknown

TOP

livebaseballscorecards.com

Batter	1	2	3	4	5	6	7	8	9	AB	R	H	RBI	BB	SO	LOB
Barry Bonds, L (1, 8) OBP: 0.430, SLG: 0.563	F8		FC5-4 1B		F5			F7		4	0	1	0	0	0	1
Rafael Belliard, R (1, 4) OBP: 0.306, SLG: 0.286	FC6-5 BLK 1B		FC5-4 F3-6 1B 1-2f		6-3			FC6-4 1B		4	0	2	0	0	0	2
Mike Brown, R (1, 9) OBP: 0.316, SLG: 0.345	FC6-5 1B 1-3		1-2 1B			6-3		FC6-4 1-2f		4	0	1	0	0	0	2
Jim Morrison, R (1, 5) OBP: 0.313, SLG: 0.432	1-3 1B		F3-6 2-3			L5			E 2B	4	1	2	0	0	0	2
Mike Diaz, R (1, 3) OBP: 0.318, SLG: 0.316 Jim Winn, R (6, 1) Lee Mazzilli, S (9, PH) OBP: 0.409, SLG: 0.273	K			5-3		F7			K	3 0 1	0 0 0	0 0 0	0 0 0	0 0 0	1 0 1	2 0 1
Tony Peña, R (1, 2) OBP: 0.332, SLG: 0.358		5-3		G4-6-3 1B			6-3		E9 2B 2-H	4	0	2	1	0	0	0
Bill Almon, R (1, 7) OBP: 0.350, SLG: 0.464 (6, 3)		5-3		G4-6-3 1-2f			F9		K	4	0	0	0	0	1	2
Sam Khalifa, R (1, 6) OBP: 0.290, SLG: 0.243		1B			F9		F8		F9	4	0	1	0	0	0	1
Bob Walk, R (1, 1) OBP: 0.400, SLG: 0.556 Pat Clements, R (6, 1) R.J. Reynolds, S (6, 7) OBP: 0.367, SLG: 0.487		K			BB			K		1 0 1	0 0 0	0 0 0	0 0 0	1 0 0	1 0 1	1 0 0
Inning Stats	R: 0 E: 0 K: 1 S: 7 H: 2 LOB: 2 BB: 0 P: 7	R: 0 E: 0 K: 1 S: 6 H: 1 LOB: 1 BB: 0 P: 6	R: 0 E: 0 K: 0 S: 4 H: 2 LOB: 1 BB: 0 P: 4	R: 0 E: 0 K: 0 S: 3 H: 1 LOB: 0 BB: 0 P: 3	R: 0 E: 0 K: 0 S: 3 H: 0 LOB: 1 BB: 1 P: 7	R: 0 E: 0 K: 0 S: 3 H: 0 LOB: 0 BB: 0 P: 3	R: 0 E: 0 K: 0 S: 3 H: 0 LOB: 0 BB: 0 P: 3	R: 0 E: 0 K: 1 S: 6 H: 1 LOB: 1 BB: 0 P: 6	R: 1 E: 1 K: 2 S: 9 H: 2 LOB: 1 BB: 0 P: 9	1B: 7 2B: 3 3B: 0 HR: 0	SF: 0 SAC: 0 DP: 2 HBP: 0						

	AB	34
	R	1
	H	9
	RBI	1
	BB	1
	SO	5
	LOB	14

WP: 0 PB: 0 SB: 0 CS: 0 PA: 35

PITCHER		IP	WLS	BF	H	R	ER	SO	BB	IBB	HBP	BLK	WP	HR	S	P	ERA	WHIP
Bob Ojeda, L ERA: 2.37	(1, 1)	9.0	W	35	9	1	1	5	1	0	0	1	0	0	44	48	1.00	1.111

PITCHER	IP	WLS	BF	H	R	ER	SO	BB	IBB	HBP	BLK	WP	HR	S	P	ERA	WHIP

Batter	1	2	3	4	5	6	7	8	9	AB	R	H	RBI	BB	SO	LOB
Lenny Dykstra, L (1, 8) OBP: 0.400, SLG: 0.435	F1-3 1B		K			BB 3B	S 2B 1B			4	2	3	0	0	1	0
Wally Backman, S (1, 4) OBP: 0.366, SLG: 0.389	F1-3 1-2			2B 1B		BB 1-3 BB BB	1-2 2B BB			2	2	1	0	2	0	1
Keith Hernandez, L (1, 3) OBP: 0.412, SLG: 0.444	2B BB			1-H FC6 2B		1-3 1-2	K			3	0	1	1	1	1	4
Darryl Strawberry, L (1, 9) OBP: 0.378, SLG: 0.509 Kevin Mitchell, R (6, PR) OBP: 0.370, SLG: 0.537 (7, 9)	1-H 2B			G3		BB BB FC5-2 BB	1-H 2-H 2B			2 1	0 0	1 1	0 1	1 0	0 0	1 0
Gary Carter, R (1, 2) OBP: 0.332, SLG: 0.432		L5		FC6 3-H		FC5-2 BB 1-2 2-3 3-H BB		6-3		3	0	0	1	1	0	1
Danny Heep, L (1, 7) OBP: 0.406, SLG: 0.463		6-3		F9		FC5-2 1-2 2-3 3-H BB		CS BB		2	0	0	1	2	0	1
Ray Knight, R (1, 5) OBP: 0.376, SLG: 0.515		K			F8	FC5-2 FC6-4 1-2 2-3 3-Hf		6-3 1-2		4	0	0	0	0	1	4
Rafael Santana, R (1, 6) OBP: 0.225, SLG: 0.180			F8		6-3	FC6-4 1-2f				3	0	0	0	0	0	3
Bob Ojeda, L (1, 1) OBP: 0.097, SLG: 0.097			K		K		3-1			3	0	0	0	0	2	0
Inning Stats	R: 0 E: 0 K: 0 S: 3 H: 2 LOB: 2 BB: 1 P: 7	R: 0 E: 0 K: 1 S: 5 H: 0 LOB: 0 BB: 0 P: 5	R: 0 E: 0 K: 2 S: 7 H: 0 LOB: 0 BB: 0 P: 7	R: 1 E: 0 K: 0 S: 5 H: 2 LOB: 1 BB: 0 P: 5	R: 0 E: 0 K: 1 S: 5 H: 0 LOB: 0 BB: 0 P: 5	R: 2 E: 0 K: 0 S: 4 H: 1 LOB: 3 BB: 4 P: 20	R: 1 E: 0 K: 1 S: 6 H: 2 LOB: 2 BB: 1 P: 10	R: 0 E: 0 K: 0 S: 2 H: 0 LOB: 0 BB: 1 P: 6		1B: 3 2B: 4 3B: 1 HR: 0	SF: 0 SAC: 0 DP: 1 HBP: 0						

BOTTOM

Pittsburgh Pirates @ New York Mets

Shea Stadium, Flushing, NY

Sun Jun 15 1986, 3:33 AM EDT

Unknown

livebaseballscorecards.com

AB	27
R	4
H	7
RBI	4
BB	7
SO	5
LOB	15

PITCHER		IP	WLS	BF	H	R	ER	SO	BB	IBB	HBP	BLK	WP	HR	S	P	ERA	WHIP
Bob Walk, R ERA: 3.21	(1, 1)	5.0	L	20	5	3	3	4	2	0	0	0	0	0	26	34	5.40	1.400
Pat Clements, L ERA: 3.29	(6, 1)	0.1		2	0	0	0	0	1	0	0	0	0	0	1	5	0.00	3.000
Jim Winn, R ERA: 3.6	(6, 1)	2.2		12	2	1	1	1	4	0	0	0	0	0	10	26	3.38	2.250

PITCHER	IP	WLS	BF	H	R	ER	SO	BB	IBB	HBP	BLK	WP	HR	S	P	ERA	WHIP

Batter	1	2	3	4	5	6	7	8	9	AB	R	H	RBI	BB	SO	LOB
Barry Bonds, L (1, 8) OBP: 0.410, SLG: 0.529	x 0-0 ① G3		S S S 0-3 ③ K		x 0-0 ③ G3		S S S 0-3 ① K			4	0	0	0	0	2	3
Joe Orsulak, L (1, 9) OBP: 0.309, SLG: 0.345	x 0-0 ② 4-3			x 0-0 ① F9		x 0-0 4-3 5-3 WP 1B	x 0-0 ② 6-3 2-3 3-H			4	1	1	1	0	0	1
Bill Almon, R (1, 6) OBP: 0.342, SLG: 0.450	x 0-0 ③ 4-3			x 0-0 ② 5-3		x 0-0 ① 5-3 1-2	x 0-0 ③ 6-3			3	0	0	0	0	0	1
Johnny Ray, S (7, PH) OBP: 0.387, SLG: 0.418										1	0	0	0	0	0	1
Don Robinson, R (7, 1)										0	0	0	0	0	0	0
Sid Bream, L (1, 3) OBP: 0.355, SLG: 0.497		B B B B 4-0 FC6-4 BB		x 0-0 ③ 4-3		x 0-0 ② 4-3 2-3		x 0-0 ① G3		3	0	0	0	1	0	1
R.J. Reynolds, S (1, 7) OBP: 0.374, SLG: 0.490		x 0-0 ① FC6-4 S 1-2f			x 0-0 1B 1B 1B	x 0-0 FC6-4 3-H 1B		B B B B 4-0 K2 BB		3	1	2	0	1	0	1
Jim Morrison, R (1, 5) OBP: 0.312, SLG: 0.428 (7, 4)		x 0-0 ② F9			x 0-0 SH1-4 1B 1-3 4-3 1B	x 0-0 ③ FC6-4 1-2f		S S S 0-3 ②③ K2 1-2f		4	1	1	0	0	1	3
Junior Ortiz, R (1, 2) OBP: 0.354, SLG: 0.400		x 0-0 ③ F9 1-2			x 0-0 4-3 SH1-4 1-2 3-H 1B		x 0-0 1B 2B 1B		x 0-0 ① 4-3	4	1	2	1	0	0	1
Sam Khalifa, R (1, 4) OBP: 0.293, SLG: 0.248 (7, 6)			x 0-0 ① 3-1		x 0-0 ① SH1-4 1-2 2-3		x 0-0 2B 6-3 1-2 1B		x 0-0 ② 6-3	2	1	1	0	0	0	0
Tony Peña, R (9, PH) OBP: 0.330, SLG: 0.356										1	0	0	0	0	0	0
Bob Kipper, R (1, 1)			x 0-0 ② 6-3		x 0-0 ② 4-3 2-3 3-H		x 0-0 6-3 1-3 2-H 2B		S S S 0-3 ③ K	1	0	0	0	0	0	0
Lee Mazzilli, S (5, PH) OBP: 0.404, SLG: 0.269										1	0	0	1	0	0	1
Cecilio Guante, R (5, 1)										0	0	0	0	0	0	0
Mike Diaz, R (7, PH) OBP: 0.326, SLG: 0.350 (7, 5)										2	0	1	1	0	1	0
Inning Stats	R: 0 E: 0 K: 0 S: 3 H: 0 LOB: 0 BB: 0 P: 3	R: 0 E: 0 K: 0 S: 3 H: 0 LOB: 1 BB: 1 P: 7	R: 0 E: 0 K: 1 S: 5 H: 0 LOB: 0 BB: 0 P: 5	R: 0 E: 0 K: 0 S: 3 H: 0 LOB: 0 BB: 0 P: 3	R: 2 E: 0 K: 0 S: 6 H: 3 LOB: 1 BB: 0 P: 6	R: 1 E: 0 K: 0 S: 5 H: 2 LOB: 1 BB: 0 P: 5	R: 2 E: 0 K: 1 S: 8 H: 3 LOB: 1 BB: 0 P: 8	R: 0 E: 0 K: 1 S: 4 H: 0 LOB: 1 BB: 1 P: 8	R: 0 E: 0 K: 1 S: 5 H: 0 LOB: 0 BB: 0 P: 5	1B: 7 2B: 2 3B: 0 HR: 0	SF: 0 SAC: 1 DP: 1 HBP: 0						

TOP

Pittsburgh Pirates @ New York Mets

Shea Stadium, Flushing, NY

Sun Jun 15 1986, 3:38 AM EDT

Att. 41,847 - Unknown

livebaseballscorecards.com

AB	33
R	5
H	8
RBI	4
BB	2
SO	4
LOB	13

PITCHER		IP	WLS	BF	H	R	ER	SO	BB	IBB	HBP	BLK	WP	HR	S	P	ERA	WHIP
Rick Aguilera, R ERA: 6.27	(1, 1)	5.1	W	21	4	3	3	1	1	0	0	0	0	0	22	26	5.06	0.938
Randy Niemann, L ERA: 4.42	(6, 1)	1.1		8	4	2	2	1	0	0	0	0	1	0	10	10	13.50	3.000
Roger McDowell, R ERA: 2.19	(7, 1)	2.1	S	7	0	0	0	2	1	0	0	0	0	0	10	14	0.00	0.429

PITCHER	IP	WLS	BF	H	R	ER	SO	BB	IBB	HBP	BLK	WP	HR	S	P	ERA	WHIP

BOTTOM

Pittsburgh Pirates @ New York Mets

Shea Stadium, Flushing, NY

Sun Jun 15 1986, 3:38 AM EDT

Att. 41,847 - Unknown

livebaseballscorecards.com

Batter	1	2	3	4	5	6	7	8	9	AB	R	H	RBI	BB	SO	LOB
Mookie Wilson, S (1, 8) (8, 7) OBP: 0.350, SLG: 0.491	F7		1-H HR		2-3 G3	1-2 1B 1B		1-2 2-3 3-Hf FC4-2		5	1	2	2	0	0	4
Tim Teufel, R (1, 4) OBP: 0.313, SLG: 0.371	F7		SSS K		3-H BB 1B	1-3 2-H 1B		3-H SF8		4	0	2	2	0	1	0
Kevin Mitchell, R (1, 9) OBP: 0.362, SLG: 0.515	F7		F4		BBBB 1-2 BB	F4		F8		4	0	0	0	1	0	4
Gary Carter, R (1, 3) OBP: 0.339, SLG: 0.451		FC5-4 1B		HR	6-3		BBBB CS BB			3	1	2	1	1	0	2
Lenny Dykstra, L (7, PR) (8, 8) OBP: 0.400, SLG: 0.435										0	0	0	0	0	0	0
George Foster, R (1, 7) OBP: 0.339, SLG: 0.507		FC5-4 1-2f		F6		1B HR 2B		F9		4	1	1	0	0	0	2
Keith Hernandez, L (8, 3) OBP: 0.412, SLG: 0.444										0	0	0	0	0	0	0
Ray Knight, R (1, 5) OBP: 0.374, SLG: 0.510		F8		6-3		2-3 HR 1B	SSS 1-2 K			4	1	1	0	0	1	2
Ed Hearn, R (1, 2) OBP: 0.355, SLG: 0.500		F7		F4		1-H 3-H HR		1B 1B FC4-2 1B		4	1	2	3	0	0	1
Rafael Santana, R (1, 6) OBP: 0.233, SLG: 0.189			HR 1B		E3 G3 SH1-3 1B	5-3		FC4-2 1B 1-2 SF8 1B		4	3	2	0	0	0	0
Rick Aguilera, R (1, 1) OBP: 0.250, SLG: 0.455			SSS K		1-2 SH1-3	1B 1B		1-2 2-3 FC4-2		1	0	0	0	0	1	1
Randy Niemann, L (6, 1) OBP: 0.400, SLG: 0.250										1	0	1	0	0	0	0
Roger McDowell, R (7, 1) OBP: 0.444, SLG: 0.375										1	0	1	0	0	0	0
Inning Stats	R: 0 E: 0 K: 0 S: 3 H: 0 LOB: 0 BB: 0 P: 3	R: 0 E: 0 K: 0 S: 4 H: 1 LOB: 1 BB: 0 P: 4	R: 2 E: 0 K: 2 S: 9 H: 2 LOB: 0 BB: 0 P: 9	R: 1 E: 0 K: 0 S: 4 H: 1 LOB: 0 BB: 0 P: 4	R: 1 E: 1 K: 0 S: 5 H: 1 LOB: 2 BB: 1 P: 9	R: 3 E: 0 K: 0 S: 8 H: 6 LOB: 2 BB: 0 P: 8	R: 0 E: 0 K: 1 S: 4 H: 0 LOB: 1 BB: 1 P: 8	R: 1 E: 0 K: 0 S: 6 H: 3 LOB: 2 BB: 0 P: 6		1B: 10 2B: 1 3B: 0 HR: 3	SF: 1 SAC: 1 DP: 0 HBP: 0						

PITCHER	IP	WLS	BF	H	R	ER	SO	BB	IBB	HBP	BLK	WP	HR	S	P	ERA	WHIP
Bob Kipper, L (1, 1) ERA: 4.59	4.0	L	16	4	3	3	2	0	0	0	0	0	2	20	20	6.75	1.000
Cecilio Guante, R (5, 1) ERA: 2.82	2.0		14	7	4	3	0	1	0	0	0	0	1	13	17	13.50	4.000
Don Robinson, R (7, 1) ERA: 6.35	2.0		9	3	1	1	1	1	0	0	0	0	0	10	14	4.50	2.000

PITCHER	IP	WLS	BF	H	R	ER	SO	BB	IBB	HBP	BLK	WP	HR	S	P	ERA	WHIP

AB	35
R	8
H	14
RBI	8
BB	2
SO	3
LOB	16

WP: 0 PB: 0 SB: 0 CS: 1 PA: 39

Batter	1	2	3	4	5	6	7	8	9	10	AB	R	H	RBI	BB	SO	LOB
Mookie Wilson, S (1, 8) (7, 7) OBP: 0.344, SLG: 0.478	K		K			F8	1-2 1B			K	5	0	1	0	0	3	0
Wally Backman, S (1, 4) OBP: 0.374, SLG: 0.412	5-3			BB 9-2 2B		2B	K			S 1B 1B	5	1	3	0	0	1	2
Keith Hernandez, L (1, 3) OBP: 0.412, SLG: 0.438	BB			6-3		F2		K		E 1B 1-2 1B BB	3	1	0	0	2	1	2
Darryl Strawberry, L (1, 9) OBP: 0.388, SLG: 0.517	K			BB		FC6-4 IBB		2B		E8 S 1-3 2-H 1B	3	1	2	1	2	1	1
Gary Carter, R (1, 2) OBP: 0.340, SLG: 0.444		G4-6-3 BB		1-2 2-3 BB		FC6-4 1-2f		K		L6 1-2	3	0	0	0	2	1	5
George Foster, R (1, 7) OBP: 0.339, SLG: 0.500 Lenny Dykstra, L (7, PR) OBP: 0.401, SLG: 0.436 (7, 8)		F4		9-2 3-Hf			WP 5-3 E BB	5-3		2-H 3-H 1B	2	0	0	0	1	0	4
											2	1	1	2	0	0	1
Ray Knight, R (1, 5) OBP: 0.366, SLG: 0.498		G4-6-3 1-2f			G3		5-3 1-2		4-3	K	5	0	0	0	0	1	3
Rafael Santana, R (1, 6) OBP: 0.227, SLG: 0.184			5-3		4-3		6-3		K		4	0	0	0	0	1	2
Ron Darling, R (1, 1) OBP: 0.111, SLG: 0.059			1-3		K		E3 1B 2-H		F7		3	0	0	0	0	1	1
Roger McDowell, R (8, 1) OBP: 0.444, SLG: 0.375											0	0	0	0	0	0	0
Danny Heep, L (9, PH) OBP: 0.402, SLG: 0.457											1	0	0	0	0	0	0
Doug Sisk, R (9, 1)											0	0	0	0	0	0	0

Inning Stats	1	2	3	4	5	6	7	8	9	10
	R: 0 E: 0 K: 2 S: 7	H: 0 LOB: 1 BB: 1 P: 11	R: 0 E: 0 K: 0 S: 2	H: 0 LOB: 0 BB: 1 P: 6	R: 0 E: 0 K: 1 S: 5	H: 0 LOB: 0 BB: 0 P: 5	R: 0 E: 0 K: 0 S: 3	H: 1 LOB: 2 BB: 2 P: 11	R: 0 E: 0 K: 1 S: 5	H: 0 LOB: 0 BB: 0 P: 5
	R: 0 E: 0 K: 0 S: 4	H: 1 LOB: 2 BB: 1 P: 8	R: 1 E: 1 K: 1 S: 7	H: 1 LOB: 2 BB: 1 P: 11	R: 0 E: 0 K: 2 S: 8	H: 1 LOB: 1 BB: 0 P: 8	R: 0 E: 0 K: 1 S: 5	H: 0 LOB: 0 BB: 0 P: 5	R: 3 E: 1 K: 2 S: 10	H: 3 LOB: 1 BB: 1 P: 14

PITCHER		IP	WLS	BF	H	R	ER	SO	BB	IBB	HBP	BLK	WP	HR	S	P	ERA	WHIP
Jay Tibbs, R ERA: 3.12	(1, 1)	7.0		29	3	1	0	5	5	1	0	0	1	0	33	57	0.00	1.143
Bob McClure, L ERA: 3.32	(8, 1)	0.1		2	1	0	0	1	0	0	0	0	0	0	4	4	0.00	3.000
Tim Burke, R ERA: 2.06	(8, 1)	1.2		5	0	0	0	2	0	0	0	0	0	0	9	9	0.00	0.000
Jeff Reardon, R ERA: 2.91	(10, 1)	1.0	L	7	3	3	2	2	1	0	0	0	0	0	10	14	18.00	4.000

PITCHER	IP	WLS	BF	H	R	ER	SO	BB	IBB	HBP	BLK	WP	HR	S	P	ERA	WHIP

TOP

New York Mets @ Montreal Expos

Olympic Stadium, Montreal, QB

Mon Jun 16 1986, 7:05 PM EDT

Att. 16,347 - Unknown

livebaseballscorecards.com

AB	36
R	4
H	7
RBI	3
BB	7
SO	10
LOB	21

1B: 4	SF: 0	WP: 1	PA: 43
2B: 4	SAC: 0	PB: 0	
3B: 0	DP: 2	SB: 2	
HR: 0	HBP: 0	CS: 0	

New York Mets @ Montreal Expos

Olympic Stadium, Montreal, QB

Mon Jun 16 1986, 7:05 PM EDT
Att. 16,347 - Unknown

livebaseballscorecards.com

BOTTOM

Batter	1	2	3	4	5	6	7	8	9	10	AB	R	H	RBI	BB	SO	LOB
Herm Winningham, L (1, 8) OBP: 0.306, SLG: 0.411	F8 1B		4-3			K	F8		K		5	0	1	0	0	2	5
Mitch Webster, S (1, 9) OBP: 0.342, SLG: 0.381	F8 1-2			K		1B 2B		B1-3	K		5	0	1	0	0	2	3
Tim Raines, S (1, 7) OBP: 0.413, SLG: 0.502	CS BB			3-1		S 1B 2-3		1B 1B BB		6-3	3	1	1	0	2	0	0
Hubie Brooks, R (1, 6) OBP: 0.393, SLG: 0.638	CS 1-2	G3-6-1 BB		BB		K 1-2		1B 1-3		F9	3	0	1	0	2	1	2
Tim Wallach, R (1, 5) OBP: 0.345, SLG: 0.488		G3-6-1 1-2f		K		F6		G1-6-4-3 1-3 3-H		FC6-4 HBP	4	0	1	1	0	1	4
Andres Galarraga, R (1, 3) OBP: 0.333, SLG: 0.429		K	6-3				SH3-4 BB	G1-6-4-3 1-2f		FC6-4 1-2f	4	0	0	0	1	1	3
Vance Law, R (1, 4) OBP: 0.298, SLG: 0.320 Al Newman, S (9, PR) OBP: 0.333, SLG: 0.267 (10, 4)			F9	K			SH3-4 1-2		FC3-6 1B BB		2 0	0 0	0 0	0 0	1 0	1 0	0 0
Dann Bilardello, R (1, 2) OBP: 0.261, SLG: 0.317 Mike Fitzgerald, R (7, PH) OBP: 0.349, SLG: 0.425 (8, 2)			FC3-6 BB		1B		BB		FC3-6 1-2 1B		1 1	0 0	1 1	0 0	1 1	0 0	0 0
Jay Tibbs, R (1, 1) OBP: 0.185, SLG: 0.160 Wayne Krenchicki, L (7, PH) OBP: 0.288, SLG: 0.444 Bob McClure, R (8, 1) Tim Burke, R (8, 1) Casey Candaele, S (9, PH) OBP: 0.400, SLG: 0.500 Jeff Reardon, R (10, 1)			FC3-6 1-2f		K		K		FC3-6 1-2 2-3f		2 1 0 0 1 0	0 0 0 0 0 0	0 0 0 0 0 0	0 0 0 0 0 0	1 0 0 0 0 0	2 2 0 0 0 2	2 2 0 0 2 0

Inning Stats	1	2	3	4	5	6	7	8	9	10
	R: 0 H: 1 E: 0 LOB: 0 K: 0 BB: 1 S: 2 P: 6	R: 0 H: 0 E: 0 LOB: 0 K: 1 BB: 1 S: 4 P: 8	R: 0 H: 0 E: 0 LOB: 1 K: 0 BB: 1 S: 3 P: 7	R: 0 H: 0 E: 0 LOB: 1 K: 2 BB: 1 S: 7 P: 11	R: 0 H: 1 E: 0 LOB: 1 K: 2 BB: 0 S: 8 P: 8	R: 0 H: 2 E: 0 LOB: 2 K: 2 BB: 0 S: 9 P: 9	R: 0 H: 0 E: 0 LOB: 2 K: 1 BB: 2 S: 5 P: 13	R: 1 H: 2 E: 0 LOB: 1 K: 0 BB: 1 S: 4 P: 8	R: 0 H: 1 E: 0 LOB: 2 K: 2 BB: 1 S: 8 P: 12	R: 0 H: 0 E: 0 LOB: 1 K: 0 BB: 0 S: 3 P: 4

1B: 6 SF: 0
2B: 1 SAC: 1
3B: 0 DP: 2
HR: 0 HBP: 1

WP: 0 PA: 43
PB: 0
SB: 1
CS: 1

	AB	32
	R	1
	H	7
	RBI	1
	BB	8
	SO	10
	LOB	23

PITCHER		IP	WLS	BF	H	R	ER	SO	BB	IBB	HBP	BLK	WP	HR	S	P	ERA	WHIP
Ron Darling, R ERA: 3.59	(1, 1)	7.0		28	4	0	0	8	6	0	0	0	0	0	38	62	0.00	1.429
Roger McDowell, R ERA: 2.32	(8, 1)	1.0		5	2	1	1	0	1	0	0	0	0	0	4	8	9.00	3.000
Doug Sisk, R ERA: 1.42	(9, 1)	2.0	W	9	1	0	0	2	1	0	1	0	0	0	11	16	0.00	1.000

PITCHER		IP	WLS	BF	H	R	ER	SO	BB	IBB	HBP	BLK	WP	HR	S	P	ERA	WHIP

New York Mets @ Montreal Expos

Olympic Stadium, Montreal, QB

Tue Jun 17 1986, 7:05 PM EDT

Att. 20,193 - Unknown

TOP

livebaseballscorecards.com

Batter	1	2	3	4	5	6	7	8	9	AB	R	H	RBI	BB	SO	LOB
Mookie Wilson, S (1, 8) OBP: 0.349, SLG: 0.479	WP 2B 1B		K		2-H 1B			K		4	1	2	0	0	2	0
Kevin Mitchell, R (1, 6) OBP: 0.367, SLG: 0.524	4-3 1-H SF8 2B		F8			5-3		1B		4	1	2	1	0	0	0
Keith Hernandez, L (1, 3) OBP: 0.405, SLG: 0.430	4-3 2-3		4-3			F7		K		4	0	0	0	0	1	2
Gary Carter, R (1, 2) OBP: 0.339, SLG: 0.443	SF8 3-H			K		F9			G6-4-3 1B	3	0	1	1	0	1	0
Darryl Strawberry, L (1, 9) OBP: 0.381, SLG: 0.505	K			K			4-3		K	4	0	0	0	0	3	1
George Foster, R (1, 7) OBP: 0.331, SLG: 0.487		K		4-3			F8		G6-4-3 1-2f	4	0	0	0	0	1	1
Ray Knight, R (1, 5) OBP: 0.365, SLG: 0.495		K			6-3		E 1B			3	0	1	0	0	1	0
Tim Teufel, R (1, 4) OBP: 0.321, SLG: 0.378		1B			SH3-4 1B 1B		F7 1-2			3	0	2	0	0	0	1
Bruce Berenyi, R (1, 1)		K			SH3-4 1-2			K		1	0	0	0	0	1	1
Doug Sisk, R (5, 1)										0	0	0	0	0	0	0
Ed Hearn, R (8, PH) OBP: 0.344, SLG: 0.483										1	0	0	0	0	1	0
Randy Niemann, L (8, 1) OBP: 0.400, SLG: 0.250										0	0	0	0	0	0	0

	AB	31
	R	2
	H	8
	RBI	2
	BB	0
	SO	11
	LOB	6

Inning Stats	1	2	3	4	5	6	7	8	9	1B: 7	SF: 1	WP: 1	PA: 33
	R: 2 E: 0 K: 1 S: 7	H: 2 LOB: 0 BB: 0 P: 7	R: 0 E: 0 K: 3 S: 10	H: 1 LOB: 1 BB: 0 P: 10	R: 0 E: 0 K: 1 S: 5	H: 0 LOB: 0 BB: 0 P: 5	R: 0 E: 0 K: 2 S: 7	H: 0 LOB: 0 BB: 0 P: 7	R: 0 E: 0 K: 0 S: 4	H: 2 LOB: 2 BB: 0 P: 4	R: 0 E: 0 K: 0 S: 3	H: 0 LOB: 0 BB: 0 P: 3	R: 0 E: 1 K: 0 S: 4	H: 1 LOB: 1 BB: 0 P: 4	R: 0 E: 0 K: 3 S: 10	H: 1 LOB: 1 BB: 0 P: 10	R: 0 E: 0 K: 1 S: 5	H: 1 LOB: 0 BB: 0 P: 5	2B: 1 3B: 0 HR: 0	SAC: 1 DP: 1 HBP: 0	PB: 0 SB: 0 CS: 0	

PITCHER		IP	WLS	BF	H	R	ER	SO	BB	IBB	HBP	BLK	WP	HR	S	P	ERA	WHIP
Joe Hesketh, L ERA: 5.86	(1, 1)	8.1	W	32	8	2	2	11	0	0	0	0	1	0	54	54	2.16	0.960
Tim Burke, R ERA: 2.04	(9, 1)	0.2	S	1	0	0	0	0	0	0	0	0	0	0	1	1	0.00	0.000

PITCHER	IP	WLS	BF	H	R	ER	SO	BB	IBB	HBP	BLK	WP	HR	S	P	ERA	WHIP

Batter	1	2	3	4	5	6	7	8	9	AB	R	H	RBI	BB	SO	LOB
Mitch Webster, S (1, 9) OBP: 0.345, SLG: 0.379	B B B B 4-0 S 1B BB		x 0-0 ② SF7 1-H		B B B B 4-0 FC5 S BB	x 0-0 ③ F8 1-2				1	1	0	1	2	0	1
Vance Law, R (1, 4) OBP: 0.307, SLG: 0.326	x 0-0 ① 1-H 1B		x 0-0 ③ 6-3		B B B B 4-0 CS FC5 1-2 BB		x 0-0 5-3 1B 1B			3	1	2	1	1	0	0
Tim Raines, S (1, 7) OBP: 0.410, SLG: 0.498	S S S 0-3 ② K			x 0-0 BB S BB 1B	x 0-0 ① FC5 PB CS 1-2 2-3f		x 0-0 ① F9			4	1	1	0	0	1	3
Hubie Brooks, R (1, 6) OBP: 0.390, SLG: 0.628	S S S 0-3 ③ K			x 0-0 ① F9 1-2	B B B B 4-0 ② BB 1-3 2-3 BB		x 0-0 ② 5-3 1-2			3	0	0	0	1	1	2
Tim Wallach, R (1, 5) OBP: 0.347, SLG: 0.486		x 0-0 ① F8		x 0-0 ② 6-3	B B B B 4-0 1-2 BB		x 0-0 FC6-4 2-H 1B			3	0	1	1	1	0	1
Wayne Krenchicki, L (1, 3) OBP: 0.302, SLG: 0.429 Andres Galarraga, R (8, 3) OBP: 0.333, SLG: 0.429		B B B B 4-0 FC4-6 BB	B B B B 4-0 BB BB BB	x 0-0 ③ 3-1		x 0-0 ③ FC6-4 1-2f				2 0	0 0	0 0	0 0	2 0	0 0	4 0
Herm Winningham, L (1, 8) OBP: 0.305, SLG: 0.400		x 0-0 ② FC4-6 CS 1-2f	B B B B 4-0 BB 1-2 2-3 BB		x 0-0 ① G3	S S S 0-3 ① K				3	0	0	0	1	1	1
Mike Fitzgerald, R (1, 2) OBP: 0.361, SLG: 0.431		0-0 ③ CS 1-2	x 0-0 WP SF7 1B	B B B B 4-0 1-2 2-3 3-H BB	x 0-0 S 1B	x 0-0 ② F2				3	1	2	1	1	0	0
Joe Hesketh, R (1, 1) Tim Burke, R (9, 1)			S S S 0-3 ① K	S S S 0-3 ③ K	S S S 0-3 ② K		S S S 0-3 ③ K			4 0	0 0	0 0	0 0	0 0	4 0	5 0
Inning Stats	R: 1 H: 1 E: 0 LOB: 0 K: 2 BB: 1 S: 7 P: 11	R: 0 H: 0 E: 0 LOB: 0 K: 0 BB: 1 S: 2 P: 6	R: 1 H: 1 E: 0 LOB: 0 K: 1 BB: 0 S: 6 P: 6	R: 1 H: 1 E: 0 LOB: 3 K: 1 BB: 3 S: 6 P: 18	R: 0 H: 0 E: 0 LOB: 3 K: 0 BB: 4 S: 2 P: 18	R: 0 H: 1 E: 0 LOB: 1 K: 1 BB: 0 S: 6 P: 6	R: 1 H: 2 E: 0 LOB: 1 K: 0 BB: 0 S: 5 P: 5	R: 0 H: 0 E: 0 LOB: 0 K: 2 BB: 0 S: 7 P: 7		1B: 6 SF: 1 2B: 0 SAC: 0 3B: 0 DP: 0 HR: 0 HBP: 0				WP: 2 PA: 37 PB: 1 SB: 4 CS: 3		

PITCHER		IP	WLS	BF	H	R	ER	SO	BB	IBB	HBP	BLK	WP	HR	S	P	ERA	WHIP
Bruce Berenyi, R ERA: 5.87	(1, 1)	4.0	L	20	3	3	3	4	7	0	0	0	1	0	21	49	6.75	2.500
Doug Sisk, R ERA: 1.72	(5, 1)	3.0		13	3	1	1	1	2	0	0	0	0	0	13	21	3.00	1.667
Randy Niemann, L ERA: 4.19	(8, 1)	1.0		3	0	0	0	2	0	0	0	0	0	0	7	7	0.00	0.000

PITCHER	IP	WLS	BF	H	R	ER	SO	BB	IBB	HBP	BLK	WP	HR	S	P	ERA	WHIP

BOTTOM

New York Mets @ Montreal Expos

Olympic Stadium, Montreal, QB

Tue Jun 17 1986, 7:05 PM EDT

Att. 20,193 - Unknown

livebaseballscorecards.com

AB	26
R	4
H	6
RBI	4
BB	9
SO	7
LOB	17

Batter	1	2	3	4	5	6	7	8	9	AB	R	H	RBI	BB	SO	LOB
Lenny Dykstra, L (1, 8) OBP: 0.401, SLG: 0.431	SSS 0-3 ① K		x 0-0 ①② G6-4-3 1-2f		x 0-0 ② 6-3		BBB 4-0 BB 1B BB	x 0-0 E9 2-H 1B		4	0	1	1	1	1	1
Wally Backman, S (1, 4) OBP: 0.388, SLG: 0.421	x 0-0 S 1B		x 0-0 1B		BBB 4-0 BB		x 0-0 BB 1-2 1B	SSS 0-3 ② K		4	0	3	0	1	1	1
Keith Hernandez, L (1, 3) OBP: 0.398, SLG: 0.420	x 0-0 ② 6-3 1-2		x 0-0 ③ F7		x 0-0 ③ F8		SSS 0-3 ① K	x 0-0 ③ F7		5	0	0	0	0	1	6
Darryl Strawberry, L (1, 9) OBP: 0.386, SLG: 0.519	x 0-0 ③ 5-3			BBB 4-0 1B BB		x 0-0 HR	BBB 4-0 1-2 2-3 BB		x 0-0 ① F7	3	1	1	1	2	0	1
Gary Carter, R (1, 2) OBP: 0.336, SLG: 0.451		x 0-0 ① F8		x 0-0 ① F7		x 0-0 ① F2	SSS 0-3 ② K		x 0-0 HR	5	1	1	1	0	1	4
Danny Heep, L (1, 7) OBP: 0.406, SLG: 0.464 Jesse Orosco, R (7, 1) Randy Niemann, L (8, 1) OBP: 0.400, SLG: 0.250 Tim Teufel, R (9, PH) OBP: 0.319, SLG: 0.375		x 0-0 6-3 2B		x 0-0 ② F6		BBB 4-0 BB BB BB	x 0-0 ③ F7		x 0-0 ② F9	3 0 0 1	0 0 0 0	1 0 0 0	0 0 0 0	1 0 0 0	0 0 0 0	4 0 0 0
Kevin Mitchell, R (1, 5) OBP: 0.368, SLG: 0.514		x 0-0 ② 6-3 2-3		x 0-0 1-3 1B		BBB 4-0 1-2 BB BB		x 0-0 E5 2B	x 0-0 ③ 6-3	4	1	1	0	1	0	1
Rafael Santana, R (1, 6) OBP: 0.227, SLG: 0.180		x 0-0 ③ F4		x 0-0 ③ 1-3		BBB 4-0 G4-6-3 1-2 2-3 BB		x 0-0 ① L1		3	0	0	0	1	0	4
Dwight Gooden, R (1, 1) OBP: 0.108, SLG: 0.162 Mookie Wilson, S (7, 7) OBP: 0.354, SLG: 0.492			x 0-0 E1 G6-4-3		x 0-0 ① 4-3	x 0-0 ②③ G4-6-3 1-2f		x 0-0 E 2-H 2B		3 1	0 1	0 1	0 1	0 0	0 0	3 0
Inning Stats	R: 0 H: 1 E: 0 LOB: 1 K: 1 BB: 0 S: 6 P: 6	R: 0 H: 1 E: 0 LOB: 1 K: 0 BB: 0 S: 4 P: 4	R: 0 H: 1 E: 1 LOB: 1 K: 0 BB: 0 S: 4 P: 4	R: 0 H: 1 E: 0 LOB: 2 K: 0 BB: 1 S: 4 P: 8	R: 0 H: 0 E: 0 LOB: 1 K: 0 BB: 1 S: 3 P: 7	R: 1 H: 1 E: 0 LOB: 2 K: 0 BB: 3 S: 3 P: 15	R: 0 H: 1 E: 0 LOB: 3 K: 2 BB: 2 S: 8 P: 16	R: 2 H: 2 E: 2 LOB: 1 K: 1 BB: 0 S: 8 P: 8	R: 1 H: 1 E: 0 LOB: 0 K: 0 BB: 0 S: 4 P: 4	1B: 5 SF: 0 2B: 2 SAC: 0 3B: 0 DP: 2 HR: 2 HBP: 0						WP: 0 PA: 43 PB: 0 SB: 1 CS: 0

PITCHER		IP	WLS	BF	H	R	ER	SO	BB	IBB	HBP	BLK	WP	HR	S	P	ERA	WHIP
Floyd Youmans, R ERA: 4.46	(1, 1)	5.1	W	26	5	1	1	1	5	0	0	0	0	1	23	43	1.69	1.875
Tim Burke, R ERA: 2.01	(6, 1)	0.2		3	1	0	0	0	1	0	0	0	0	0	2	6	0.00	3.000
Bob McClure, L ERA: 3.26	(7, 1)	0.1		2	0	0	0	1	1	0	0	0	0	0	3	7	0.00	3.000
Jeff Reardon, R ERA: 3.12	(7, 1)	2.2	S	12	3	3	2	2	0	0	0	0	0	1	16	16	6.75	1.125

PITCHER	IP	WLS	BF	H	R	ER	SO	BB	IBB	HBP	BLK	WP	HR	S	P	ERA	WHIP

TOP

New York Mets @ Montreal Expos

Olympic Stadium, Montreal, QB

Wed Jun 18 1986, 7:05 PM EDT

Att. 22,026 - Unknown

livebaseballscorecards.com

AB	36
R	4
H	9
RBI	4
BB	7
SO	4
LOB	25

New York Mets @ Montreal Expos

Olympic Stadium, Montreal, QB

Wed Jun 18 1986, 7:05 PM EDT

Att. 22,026 - Unknown

BOTTOM

Batter	1	2	3	4	5	6	7	8	9	AB	R	H	RBI	BB	SO	LOB
Mitch Webster, S (1, 9) OBP: 0.346, SLG: 0.385	0-0 2B 2B	0-0 E4 BB 1-2 2-3		0-0 F5 ①		0-0 F7 ③		0-0 1B		5	1	2	0	0	0	3
Vance Law, R (1, 4) OBP: 0.304, SLG: 0.328	0-0 SH1 SF8 2-H 2B	0-3 K ②		0-0 1-4-3 ②			0-0 F8 ①	0-0 F7 ③		5	1	1	1	0	1	4
Tim Raines, S (1, 7) OBP: 0.413, SLG: 0.502	0-0 SH1 ① 2-3	4-0 BB 1-2 2-3 3-H BB		0-0 5-3 ③			0-0 HR 2B			2	1	1	1	1	0	0
Hubie Brooks, R (1, 6) OBP: 0.392, SLG: 0.622	4-0 SF8 BB	0-0 5-3 ③			0-0 6-3 ①		4-0 HR BB			2	1	0	0	2	0	3
Tim Wallach, R (1, 5) OBP: 0.350, SLG: 0.516	0-0 SF8 ② 1-2 3-H		0-0 HR		0-0 4-3 ②		0-0 HR 1-H 2-H			3	2	2	5	0	0	0
Wayne Krenchicki, L (1, 3) OBP: 0.303, SLG: 0.424 Andres Galarraga, R (7, PH) OBP: 0.332, SLG: 0.427 (8, 3)	0-0 F5 ③		0-0 FC6-4 1B		0-0 F3 ③		0-0 F8 ②			3 1	0 0	1 0	0 0	0 0	0 0	1 0
Herm Winningham, L (1, 8) OBP: 0.303, SLG: 0.390		4-0 E S BB BB	0-0 FC6-4 ① F8 S 1-2f			0-0 3-1 ①	0-0 F5 ③			3	1	0	0	1	0	1
Mike Fitzgerald, R (1, 2) OBP: 0.350, SLG: 0.417		0-0 F8 ①	0-0 F8 ② 1-3			0-0 L7 ②		0-0 5-3 ①		4	0	0	0	0	0	2
Floyd Youmans, R (1, 1) OBP: 0.200, SLG: 0.192 Tim Burke, R (6, 1) Bob McClure, R (7, 1) Jeff Reardon, R (7, 1)		4-0 BB E 1-2 BB	0-0 F4 ③			4-0 BB		0-3 K ②		1 0 0 1	0 0 0 0	0 0 0 0	0 0 0 0	1 1 0 0	0 0 0 1	1 0 0 0
Inning Stats	R: 2 E: 0 K: 0 S: 5 H: 2 LOB: 1 BB: 1 P: 9	R: 1 E: 1 K: 1 S: 6 H: 0 LOB: 3 BB: 3 P: 18	R: 1 E: 0 K: 0 S: 5 H: 2 LOB: 1 BB: 0 P: 5	R: 0 E: 0 K: 0 S: 3 H: 0 LOB: 0 BB: 0 P: 3	R: 0 E: 0 K: 0 S: 3 H: 0 LOB: 0 BB: 0 P: 3	R: 0 E: 0 K: 0 S: 3 H: 0 LOB: 1 BB: 1 P: 7	R: 3 E: 0 K: 0 S: 5 H: 2 LOB: 0 BB: 1 P: 9	R: 0 E: 0 K: 1 S: 6 H: 1 LOB: 1 BB: 0 P: 6		1B: 2 2B: 3 3B: 0 HR: 2	SF: 1 SAC: 1 DP: 0 HBP: 0			WP: 0 PB: 0 SB: 2 CS: 0	PA: 38	

livebaseballscorecards.com

PITCHER		IP	WLS	BF	H	R	ER	SO	BB	IBB	HBP	BLK	WP	HR	S	P	ERA	WHIP
Dwight Gooden, R ERA: 2.58	(1, 1)	6.1	L	32	6	7	6	1	6	0	0	0	0	2	28	52	8.53	1.895
Jesse Orosco, L ERA: 2.2	(7, 1)	0.2		2	0	0	0	0	0	0	0	0	0	0	2	2	0.00	0.000
Randy Niemann, L ERA: 3.98	(8, 1)	1.0		4	1	0	0	1	0	0	0	0	0	0	6	6	0.00	1.000

PITCHER	IP	WLS	BF	H	R	ER	SO	BB	IBB	HBP	BLK	WP	HR	S	P	ERA	WHIP

AB	30
R	7
H	7
RBI	7
BB	6
SO	2
LOB	15

Chicago Cubs @ New York Mets
Shea Stadium, Flushing, NY
Fri Jun 20 1986, 7:05 PM EDT
Att. 44,817 - Unknown

TOP

Batter	1	2	3	4	5	6	7	8	9	AB	R	H	RBI	BB	SO	LOB
Shawon Dunston, R (1, 6) OBP: 0.328, SLG: 0.469	S S S 0-3 ① K		x 0-0 ③ F7		x 0-0 ② F6		x 0-0 ③ F7		x 0-0 FC5-4 1-H 1B	5	0	1	1	0	1	1
Gary Matthews, R (1, 7) OBP: 0.369, SLG: 0.390	x 0-0 ② F9			x 0-0 ① F9	B B B B 4-0 23 BB BB			x 0-0 E5 1B 1B	x 0-0 ② FC5-4 1-2f	4	0	0	0	1	0	1
23 Ryne Sandberg, R (1, 4) OBP: 0.337, SLG: 0.442	x 0-0 ③ F8			x 0-0 WP BB SF9 1B	B B B B 4-0 1-2 BB			x 0-0 ① F9	x 0-0 ③ F3	4	1	1	0	1	0	2
Keith Moreland, R (1, 9) OBP: 0.337, SLG: 0.391		S S S 0-3 ① K		B B B 4-0 SF9 WP 1-2 1B BB	x 0-0 ③ F8			x 0-0 1B 1-2 1B		3	1	1	0	1	1	2
Jody Davis, R (1, 2) OBP: 0.308, SLG: 0.432		x 0-0 ② F9		I I I 4-0 1B 1-2 1B 2-3 IBB		x 0-0 ① F9		x 0-0 1-2 2-3 1B		3	0	1	0	1	0	0
Leon Durham, L (1, 3) OBP: 0.342, SLG: 0.407		x 0-0 ③ F6		x 0-0 ② SF9 2-3 3-H		S S S 0-3 ② K		S S S 0-3 ② K		3	0	0	1	0	2	3
Ron Cey, R (1, 5) OBP: 0.358, SLG: 0.479			x 0-0 ① F2	x 0-0 1B 1-2 3-H 1B		S S S 0-3 ③ K		x 0-0 ③ F8		4	0	1	1	0	1	3
Jerry Mumphrey, S (1, 8) OBP: 0.364, SLG: 0.353			B B B B 4-0 SH2-4 BB	x 0-0 ③ 1-2 2-H 1B			x 0-0 ① F8		x 0-0 ① 4-3	3	0	1	0	1	0	0
Scott Sanderson, R (1, 1) OBP: 0.087, SLG: 0.045			x 0-0 ② SH2-4 1-2		S S S 0-3 ① K		x 0-0 ② F4		B B B B 4-0 BLK 1B BB	1	0	0	0	0	1	0
Davey Lopes, R (7, PH) OBP: 0.402, SLG: 0.430										1	0	0	0	0	0	0
Ray Fontenot, L (7, 1) OBP: 1.000, SLG: 1.000										0	0	0	0	0	0	0
Jay Baller, R (7, 1)										0	0	0	0	0	0	0
Thad Bosley, L (9, PH) OBP: 0.387, SLG: 0.327										0	1	0	0	1	0	0
Inning Stats	R: 0 E: 0 K: 1 S: 5 H: 0 LOB: 0 BB: 0 P: 5	R: 0 E: 0 K: 1 S: 5 H: 0 LOB: 0 BB: 0 P: 5	R: 0 E: 0 K: 0 S: 3 H: 0 LOB: 1 BB: 1 P: 7	R: 2 E: 0 K: 0 S: 5 H: 3 LOB: 2 BB: 2 P: 13	R: 0 E: 0 K: 1 S: 5 H: 0 LOB: 2 BB: 2 P: 13	R: 0 E: 0 K: 2 S: 7 H: 0 LOB: 0 BB: 0 P: 7	R: 0 E: 0 K: 0 S: 3 H: 0 LOB: 0 BB: 0 P: 3	R: 0 E: 1 K: 1 S: 8 H: 2 LOB: 3 BB: 0 P: 8	R: 1 E: 0 K: 0 S: 4 H: 1 LOB: 1 BB: 1 P: 8	1B: 6 2B: 0 3B: 0 HR: 0	SF: 1 SAC: 1 DP: 0 HBP: 0						

livebaseballscorecards.com

AB	31
R	3
H	6
RBI	3
BB	6
SO	6
LOB	12

WP: 1 PB: 0 SB: 0 CS: 0 PA: 39

PITCHER		IP	WLS	BF	H	R	ER	SO	BB	IBB	HBP	BLK	WP	HR	S	P	ERA	WHIP
Sid Fernandez, L ERA: 3.12	(1, 1)	7.0	W	28	3	2	2	5	4	1	0	0	1	0	33	53	2.57	1.000
Roger McDowell, R ERA: 2.4	(8, 1)	2.0		11	3	1	1	1	1	0	0	1	0	0	12	16	4.50	2.000

PITCHER	IP	WLS	BF	H	R	ER	SO	BB	IBB	HBP	BLK	WP	HR	S	P	ERA	WHIP

Chicago Cubs @ New York Mets

Shea Stadium, Flushing, NY

Fri Jun 20 1986, 7:05 PM EDT

Att. 44,817 - Unknown

BOTTOM

Batter	1	2	3	4	5	6	7	8	9	AB	R	H	RBI	BB	SO	LOB
Mookie Wilson, S (1, 8) (8, 7) OBP: 0.348, SLG: 0.480	SSS 0-3 ① K			x 0-0 ③ 1B 1B 1B	x 0-0 ③ F8		x 0-0 ① 6-3	x 0-0 ② F8		5	1	1	0	0	1	2
Wally Backman, S (1, 4) OBP: 0.387, SLG: 0.420	x 0-0 ② 4-3			x 0-0 1B 1-2 SF8 1B		x 0-0 ① B5-3	x 0-0 F8 3-H HR 2B	SSS 0-3 ③ K		3	1	1	0	0	0	0
Tim Teufel, R (7, PH) (8, 4) OBP: 0.321, SLG: 0.385										2	1	1	1	0	1	0
Keith Hernandez, L (1, 3) OBP: 0.399, SLG: 0.435	x 0-0 ③ F7			x 0-0 1-3 2-H 1B		x 0-0 HR	x 0-0 ② F8 2-3			4	1	2	2	0	0	1
Darryl Strawberry, L (1, 9) OBP: 0.388, SLG: 0.513		BBBB 4-0 G6-4-3 BB		SSS 0-3 ① K		x 0-0 ② F9	4-0 HR IBB			2	1	0	0	2	1	2
Gary Carter, R (1, 2) OBP: 0.339, SLG: 0.469	x 0-0 ① ② G6-4-3 1-2f			x 0-0 ② SF8 3-H		x 0-0 1B	x 0-0 1-H 3-H HR			3	1	2	4	0	0	1
Rafael Santana, R (8, 6) OBP: 0.227, SLG: 0.180										0	0	0	0	0	0	0
George Foster, R (1, 7) OBP: 0.330, SLG: 0.478	x 0-0 ③ F4			SSS 0-3 ③ K		x 0-0 ③ F8	BBBB 4-0 BB			3	0	0	0	1	1	2
Roger McDowell, R (8, 1) OBP: 0.444, SLG: 0.375										0	0	0	0	0	0	0
Ray Knight, R (1, 5) OBP: 0.363, SLG: 0.500		SSS 0-3 ① K			x 0-0 ① 2-3		WP 3B x 0-0 ③ F8			4	1	1	0	0	1	1
Kevin Mitchell, R (1, 6) OBP: 0.376, SLG: 0.523		x 0-0 ② 6-3			x 0-0 SH5-4 2B		BBBB 4-0 3-H SH BB	x 0-0 ① 4-3		2	1	1	0	1	0	0
Lenny Dykstra, L (8, 8) OBP: 0.399, SLG: 0.429										1	0	0	0	0	0	0
Sid Fernandez, L (1, 1) OBP: 0.188, SLG: 0.133		SSS 0-3 ③ K			x 0-0 ② SH5-4 2-3		x 0-0 SH 1-H 2B	x 0-0 HR		1	0	0	0	0	1	0
Ed Hearn, R (7, PH) (8, 2) OBP: 0.364, SLG: 0.600										1	2	1	1	0	0	0
Inning Stats	R: 0 E: 0 K: 1 S: 5 / H: 0 LOB: 0 BB: 0 P: 5	R: 0 E: 0 K: 0 S: 2 / H: 0 LOB: 0 BB: 1 P: 6	R: 0 E: 0 K: 2 S: 7 / H: 0 LOB: 0 BB: 0 P: 7	R: 2 E: 0 K: 2 S: 10 / H: 3 LOB: 1 BB: 0 P: 10	R: 0 E: 0 K: 0 S: 4 / H: 1 LOB: 1 BB: 0 P: 4	R: 1 E: 0 K: 0 S: 5 / H: 2 LOB: 1 BB: 0 P: 5	R: 6 E: 1 K: 0 S: 7 / H: 3 LOB: 1 BB: 3 P: 19	R: 1 E: 0 K: 1 S: 6 / H: 1 LOB: 0 BB: 0 P: 6		1B: 4 2B: 2 3B: 1 HR: 3	SF: 1 SAC: 2 DP: 1 HBP: 0					

livebaseballscorecards.com

AB	31
R	10
H	10
RBI	8
BB	4
SO	6
LOB	9

WP: 1 PB: 0 SB: 0 CS: 0 PA: 38

PITCHER		IP	WLS	BF	H	R	ER	SO	BB	IBB	HBP	BLK	WP	HR	S	P	ERA	WHIP
Scott Sanderson, R ERA: 4.13	(1, 1)	6.0	L	24	6	3	3	5	1	0	0	0	0	1	33	37	4.50	1.167
Ray Fontenot, L ERA: 2.67	(7, 1)	0.1		4	1	3	3	0	1	0	0	0	1	0	3	7	81.00	6.000
Jay Baller, R ERA: 4.89	(7, 1)	1.2		10	3	4	3	1	1	1	0	0	0	2	10	18	16.20	2.400

PITCHER	IP	WLS	BF	H	R	ER	SO	BB	IBB	HBP	BLK	WP	HR	S	P	ERA	WHIP

Batter	1	2	3	4	5	6	7	8	9	AB	R	H	RBI	BB	SO	LOB
Davey Lopes, R (1, 7) OBP: 0.416, SLG: 0.486	0-0 S 2B 1B	0-0 HR		0-0 23 E 3B		4-0 BBB 23 FC6 BB		0-0 ① 4-3		4	3	3	1	1	0	0
Shawon Dunston, R (1, 6) OBP: 0.330, SLG: 0.469	0-0 23 6-3 1-H 1B 2B	0-0 ③ L4		4-0 BBB BB 23 E BB		0-3 SSS ① K		0-0 ② 6-3		4	1	1	1	1	1	1
23 Ryne Sandberg, R (1, 4) OBP: 0.334, SLG: 0.449	0-0 ① 6-3 2-3		0-0 HR	0-0 E6 BB 1-2 3-H		0-0 ② FC6 1-2f		0-0 ③ 1-3		5	1	1	1	0	0	3
Keith Moreland, R (1, 9) OBP: 0.345, SLG: 0.409	0-0 3B 3-H 1B		0-0 FC5-4 1B	4-0 BBB 1-2 2-3 BB		0-0 ③ F8			0-0 HR	4	2	3	2	1	0	1
Jody Davis, R (1, 2) OBP: 0.306, SLG: 0.427 Dave Martinez, L (9, PR) (9, 8)	0-0 ② F7		0-0 ① FC5-4 1-2f	0-0 ③ F4			0-3 SSS ① K		0-0 1B FC6-5 1B	5 0	0 1	1 0	0 0	0 0	1 0	5 0
Leon Durham, L (1, 3) OBP: 0.347, SLG: 0.421	0-0 1-H 3B	0-0 ② F9			0-0 ① 3-1		0-0 CS 1B		0-0 FC6-5 BB 1-3 1B	5	0	3	1	0	0	1
Jerry Mumphrey, S (1, 8) OBP: 0.365, SLG: 0.350 Steve Lake, R (9, 2) OBP: 0.412, SLG: 0.438	0-0 ③ 6-3	0-0 ③ 5-3			0-0 6-3 PB 1B		0-0 ② E6 BB 1-2		4-0 BBB K FC6-5 1-2 BB	4 0	0 0	1 0	0 0	1 0	0 0	3 0
Chris Speier, R (1, 5) OBP: 0.311, SLG: 0.377		0-0 ① B1-3		0-3 SSS ① K	0-0 ② 6-3 1-3		4-0 BBB 1-2 BB		0-0 ① FC6-5 1-2 2-3f 3-H	4	0	0	1	1	1	3
Dennis Eckersley, R (1, 1) OBP: 0.200, SLG: 0.400 Guy Hoffman, L (6, 1) Gary Matthews, R (7, PH) OBP: 0.367, SLG: 0.387 Ray Fontenot, L (7, 1) OBP: 1.000, SLG: 1.000 Ron Cey, R (9, PH) OBP: 0.356, SLG: 0.475 Lee Smith, R (9, 1)		0-3 SSS ② K		0-3 SSS ② K	0-0 ③ 4-3		0-0 ③ F8		0-3 SSS ②③ K 2-3	3 0 1 0 1 0	0 0 0 0 0 0	0 0 0 0 0 0	0 0 0 0 0 0	2 0 0 0 1 0	1 0 2 0 2 0
Inning Stats	R: 3 H: 4 E: 0 LOB: 1 K: 0 BB: 0 S: 7 P: 7	R: 1 H: 1 E: 0 LOB: 0 K: 1 BB: 0 S: 6 P: 6	R: 1 H: 2 E: 0 LOB: 1 K: 0 BB: 0 S: 5 P: 5	R: 1 H: 1 E: 1 LOB: 3 K: 2 BB: 2 S: 9 P: 17	R: 0 H: 1 E: 0 LOB: 1 K: 0 BB: 0 S: 4 P: 4	R: 0 H: 0 E: 0 LOB: 1 K: 1 BB: 1 S: 5 P: 9	R: 0 H: 1 E: 1 LOB: 2 K: 1 BB: 1 S: 6 P: 10	R: 0 H: 0 E: 0 LOB: 0 K: 0 BB: 0 S: 3 P: 3	R: 2 H: 3 E: 0 LOB: 1 K: 1 BB: 1 S: 7 P: 11	1B: 7 SF: 0 2B: 1 SAC: 0 3B: 2 DP: 0 HR: 3 HBP: 0						WP: 0 PA: 45 PB: 1 SB: 1 CS: 1	

TOP

Chicago Cubs @ New York Mets

Shea Stadium, Flushing, NY

Sat Jun 21 1986, 3:33 AM EDT

Att. 42,566 - Unknown

livebaseballscorecards.com

AB	40
R	8
H	13
RBI	7
BB	5
SO	6
LOB	22

PITCHER		IP	WLS	BF	H	R	ER	SO	BB	IBB	HBP	BLK	WP	HR	S	P	ERA	WHIP
Bob Ojeda, L ERA: 2.79	(1, 1)	3.0		16	7	5	5	1	0	0	0	0	0	2	18	18	15.00	2.333
Rick Aguilera, R ERA: 6.1	(4, 1)	1.0		7	1	1	0	2	2	0	0	0	0	0	9	17	0.00	3.000
Doug Sisk, R ERA: 1.53	(5, 1)	2.0		8	1	0	0	1	1	0	0	0	0	0	9	13	0.00	1.000
Randy Niemann, L ERA: 3.86	(7, 1)	0.2		4	1	0	0	1	1	0	0	0	0	0	5	9	0.00	3.000
Bruce Berenyi, R ERA: 5.63	(7, 1)	1.1		4	0	0	0	0	0	0	0	0	0	0	4	4	0.00	0.000

PITCHER		IP	WLS	BF	H	R	ER	SO	BB	IBB	HBP	BLK	WP	HR	S	P	ERA	WHIP
Jesse Orosco, L ERA: 2.67	(9, 1)	1.0	L	6	3	2	2	1	1	0	0	0	0	1	7	11	18.00	4.000

Batter	1	2	3	4	5	6	7	8	9	AB	R	H	RBI	BB	SO	LOB
Mookie Wilson, S (1, 8) OBP: 0.350, SLG: 0.468	S S S 0-3 ① K		x 0-0 ① G3	x 0-0 ② FC4-6 BLK 1-2 3-H		B B B B 4-0 BB			B B B B 4-0 E BB	3	0	0	1	2	1	1
Wally Backman, S (1, 4) OBP: 0.386, SLG: 0.418 Tim Teufel, R (6, PH) OBP: 0.317, SLG: 0.379 (7, 4)	x 0-0 S 2B 1B		x 0-0 ② 4-3	S S S 0-3 ③ K 1-2		x 0-0 ③ F9			x 0-0 E5 1-3	3 2	1 0	1 0	1 0	0 0	1 0	1 3
Keith Hernandez, L (1, 3) OBP: 0.399, SLG: 0.432	B B B B 4-0 2B SF8 1-2 BB		x 0-0 1B		x 0-0 ① 3-1		S S S 0-3 ① K		S S S 0-3 ① K	4	1	1	0	1	2	2
Darryl Strawberry, L (1, 9) OBP: 0.384, SLG: 0.510	x 0-0 SF8 1-3 2-H 2B		S S S 0-3 ③ K		x 0-0 ② F7		S S S 0-3 ② K		S S S 0-3 ② K	5	0	1	1	0	3	3
Gary Carter, R (1, 2) OBP: 0.336, SLG: 0.462	x 0-0 ② SF8 2-3 3-H			B B B B 4-0 BB 1B 1B BB	x 0-0 ③ F8		x 0-0 ③ 6-3		S S S 0-3 ③ K	3	1	0	1	1	1	2
Danny Heep, L (1, 7) OBP: 0.410, SLG: 0.460	x 0-0 ③ F7			x 0-0 1B BB SF9 1-2 1B		B B B B 4-0 SH3 2B BB		x 0-0 ① G3		3	2	1	0	1	0	1
Ray Knight, R (1, 5) OBP: 0.363, SLG: 0.495		S S S 0-3 ① K		B B B B 4-0 SF9 1B FC4-6 1-2 2-3 BB		x 0-0 ① SH3 1-2		x 0-0 ② 5-3		2	1	0	0	1	1	0
Kevin Mitchell, R (1, 6) OBP: 0.388, SLG: 0.549		x 0-0 ② F3		x 0-0 FC4-6 1-2 2-3 3-H 1B		x 0-0 2B 2-H		x 0-0 2B		4	0	3	2	0	0	0
Bob Ojeda, L (1, 1) OBP: 0.054, SLG: 0.054 Rick Aguilera, R (4, 1) OBP: 0.000, SLG: 0.400 George Foster, R (4, PH) OBP: 0.000, SLG: 0.429 Doug Sisk, R (5, 1) Barry Lyons, R (5, PH) Randy Niemann, L (7, 1) OBP: 0.400, SLG: 0.200 Bruce Berenyi, R (7, 1) Rafael Santana, R (8, PH) OBP: 0.208, SLG: 0.179 Jesse Orosco, R (9, 1)		S S S 0-3 ③ K		x 0-0 ① SF9 2-3 3-H		x 0-0 ② 6-3		x 0-0 ③ F7		1 0 0 0 1 0 0 1 0 0 1 0	0 0 0 0 0 0 0 0 0 0 0 0	0 0 0 1 0 0 0 0 0 0 0 0	0 0 0 0 0 0 0 0 0 0 0 0	1 0 0 0 0 0 0 0 0 0 0 0	0 0 0 0 0 0 0 0 0 0 0 0	0 0 1 0 0 1 0 0 0 0 1 0
Inning Stats	R: 2 H: 2 E: 0 LOB: 1 K: 1 BB: 1 S: 7 P: 11	R: 0 H: 0 E: 0 LOB: 0 K: 2 BB: 0 S: 7 P: 7	R: 0 H: 1 E: 0 LOB: 1 K: 1 BB: 0 S: 6 P: 6	R: 3 H: 2 E: 0 LOB: 1 K: 1 BB: 2 S: 7 P: 15	R: 0 H: 0 E: 0 LOB: 0 K: 0 BB: 0 S: 3 P: 3	R: 1 H: 1 E: 0 LOB: 2 K: 0 BB: 2 S: 4 P: 12	R: 0 H: 0 E: 0 LOB: 0 K: 2 BB: 0 S: 7 P: 7	R: 0 H: 1 E: 0 LOB: 1 K: 0 BB: 0 S: 4 P: 4	R: 0 H: 0 E: 1 LOB: 2 K: 3 BB: 1 S: 10 P: 14	1B: 4 SF: 2 2B: 3 SAC: 1 3B: 0 DP: 0 HR: 0 HBP: 0						

PITCHER		IP	WLS	BF	H	R	ER	SO	BB	IBB	HBP	BLK	WP	HR	S	P	ERA	WHIP
Dennis Eckersley, R ERA: 5.98	(1, 1)	5.2		27	6	6	6	5	4	0	0	1	0	0	33	49	9.53	1.765
Guy Hoffman, L ERA: 4.56	(6, 1)	0.1		2	0	0	0	0	1	0	0	0	0	0	1	5	0.00	3.000
Ray Fontenot, L ERA: 2.51	(7, 1)	2.0	W	7	1	0	0	2	0	0	0	0	0	0	11	11	0.00	0.500
Lee Smith, R ERA: 2.68	(9, 1)	1.0	S	5	0	0	0	3	1	0	0	0	0	0	10	14	0.00	1.000

PITCHER	IP	WLS	BF	H	R	ER	SO	BB	IBB	HBP	BLK	WP	HR	S	P	ERA	WHIP

BOTTOM

Chicago Cubs @ New York Mets

Shea Stadium, Flushing, NY

Sat Jun 21 1986, 3:33 AM EDT

Att. 42,566 - Unknown

livebaseballscorecards.com

AB	32
R	6
H	7
RBI	6
BB	6
SO	10
LOB	15

WP: 0 PA: 41
PB: 0
SB: 1
CS: 0

Batter	1	2	3	4	5	6	7	8	9	AB	R	H	RBI	BB	SO	LOB
Dave Martinez, L (1, 8)	F3		6-3			B3		F6		4	0	0	0	0	0	1
Jay Baller, R (8, 1)										0	0	0	0	0	0	0
Jerry Mumphrey, S (1, 7) (8, 8) OBP: 0.363, SLG: 0.348	F7		4-3			23 E 23 BLK 4-3 1B		4-3		4	1	1	0	0	0	0
23 Ryne Sandberg, R (1, 4) OBP: 0.330, SLG: 0.442	F9		F7			E4 4-3 1-3			K	4	0	0	0	0	1	1
Leon Durham, L (1, 3) OBP: 0.345, SLG: 0.417		6-3	1B			4-3 1-2 3-H			6-3	4	0	1	1	0	0	1
Keith Moreland, R (1, 9) OBP: 0.344, SLG: 0.406		F7	K			6-3			FC6-4 1B	4	0	1	0	0	1	2
Jody Davis, R (1, 2) OBP: 0.301, SLG: 0.419		K		F7			F9		FC6-4 1-2f	4	0	0	0	0	1	1
Ron Cey, R (1, 5) OBP: 0.362, SLG: 0.504			1B	HR			F4			3	1	2	1	0	0	0
Shawon Dunston, R (1, 6) OBP: 0.326, SLG: 0.464			F8	F9			6-3			3	0	0	0	0	0	1
Rick Sutcliffe, L (1, 1) OBP: 0.206, SLG: 0.353			K	K				F8		2	0	0	0	0	2	1
Ray Fontenot, L (7, 1) OBP: 1.000, SLG: 1.000										0	0	0	0	0	0	0
George Frazier, R (7, 1)										0	0	0	0	0	0	0
Thad Bosley, L (8, PH) (8, 7) OBP: 0.381, SLG: 0.321										1	0	0	0	0	0	0
Inning Stats	R: 0 E: 0 K: 0 S: 3 H: 0 LOB: 0 BB: 0 P: 3	R: 0 E: 0 K: 1 S: 5 H: 0 LOB: 0 BB: 0 P: 5	R: 0 E: 0 K: 1 S: 6 H: 1 LOB: 1 BB: 0 P: 6	R: 0 E: 0 K: 1 S: 6 H: 1 LOB: 1 BB: 0 P: 6	R: 1 E: 0 K: 1 S: 6 H: 1 LOB: 0 BB: 0 P: 6	R: 1 E: 1 K: 0 S: 5 H: 1 LOB: 1 BB: 0 P: 5	R: 0 E: 0 K: 0 S: 3 H: 0 LOB: 0 BB: 0 P: 3	R: 0 E: 0 K: 0 S: 3 H: 0 LOB: 0 BB: 0 P: 3	R: 0 E: 0 K: 1 S: 6 H: 1 LOB: 1 BB: 0 P: 6	1B: 4 2B: 0 3B: 0 HR: 1	SF: 0 SAC: 0 DP: 0 HBP: 0						

TOP

Chicago Cubs @ New York Mets

Shea Stadium, Flushing, NY

Sun Jun 22 1986, 3:33 AM EDT

Att. 46,279 - Unknown

livebaseballscorecards.com

AB	33
R	2
H	5
RBI	2
BB	0
SO	5
LOB	8

PITCHER		IP	WLS	BF	H	R	ER	SO	BB	IBB	HBP	BLK	WP	HR	S	P	ERA	WHIP
Ron Darling, R ERA: 3.34	(1, 1)	9.0	W	33	5	2	1	5	0	0	0	1	0	1	43	43	1.00	0.556

PITCHER	IP	WLS	BF	H	R	ER	SO	BB	IBB	HBP	BLK	WP	HR	S	P	ERA	WHIP

Batter	1	2	3	4	5	6	7	8	9	AB	R	H	RBI	BB	SO	LOB
Lenny Dykstra, L (1, 8) OBP: 0.396, SLG: 0.442	6-3		HR		B5		G3			4	1	1	2	0	0	1
Wally Backman, S (1, 4) OBP: 0.389, SLG: 0.420	1B		K		K		1B WP 1B			4	1	2	0	0	2	1
Keith Hernandez, L (1, 3) OBP: 0.401, SLG: 0.433	F1		F7		BB 1-3 1B		WP 1-3 1B			4	0	2	0	0	0	1
Darryl Strawberry, L (1, 9) OBP: 0.381, SLG: 0.503	4-3		K		BB 1-2 BB		F6			3	0	0	0	1	1	3
Gary Carter, R (1, 2) OBP: 0.335, SLG: 0.456		BB S		6-3	F8		F7 1-2 3-H			3	0	0	0	1	0	4
George Foster, R (1, 7) OBP: 0.331, SLG: 0.497	K		HR		6-3			1B S		4	1	2	1	0	1	1
Mookie Wilson, S (8, PR) (9, 7) OBP: 0.350, SLG: 0.468										0	0	0	0	0	0	0
Ray Knight, R (1, 5) OBP: 0.357, SLG: 0.486	K 1-2		K		3-1			6-3 1-2		4	0	0	0	0	2	2
Kevin Mitchell, R (1, 6) OBP: 0.387, SLG: 0.539	F3		F2		BB			6-3		2	0	0	0	1	0	1
Rafael Santana, R (7, 6) OBP: 0.224, SLG: 0.177										1	0	0	0	0	0	2
Ron Darling, R (1, 1) OBP: 0.150, SLG: 0.105			BLK HR 1B		1B 1B		5-3	K		4	1	2	0	0	1	3
Inning Stats	R: 0 E: 0 K: 0 S: 4 H: 1 LOB: 1 BB: 0 P: 4	R: 0 E: 0 K: 2 S: 7 H: 0 LOB: 1 BB: 1 P: 11	R: 2 E: 0 K: 2 S: 9 H: 2 LOB: 0 BB: 0 P: 9	R: 1 E: 0 K: 1 S: 6 H: 1 LOB: 0 BB: 0 P: 6	R: 0 E: 0 K: 1 S: 7 H: 2 LOB: 3 BB: 1 P: 11	R: 0 E: 0 K: 0 S: 3 H: 0 LOB: 1 BB: 0 P: 7	R: 1 E: 0 K: 0 S: 5 H: 2 LOB: 1 BB: 0 P: 5	R: 0 E: 0 K: 1 S: 6 H: 1 LOB: 2 BB: 0 P: 6		1B: 7 2B: 0 3B: 0 HR: 2		SF: 0 SAC: 0 DP: 0 HBP: 0		WP: 1 PB: 0 SB: 2 CS: 0	PA: 36	

BOTTOM

Chicago Cubs @ New York Mets

Shea Stadium, Flushing, NY

Sun Jun 22 1986, 3:33 AM EDT

Att. 46,279 - Unknown

livebaseballscorecards.com

AB	33
R	4
H	9
RBI	3
BB	3
SO	7
LOB	19

PITCHER		IP	WLS	BF	H	R	ER	SO	BB	IBB	HBP	BLK	WP	HR	S	P	ERA	WHIP
Rick Sutcliffe, R ERA: 4.0	(1, 1)	6.1	L	29	7	4	4	6	3	0	0	1	0	2	38	50	5.68	1.579
Ray Fontenot, L ERA: 2.48	(7, 1)	0.1		2	1	0	0	0	0	0	0	0	0	0	2	2	0.00	3.000
George Frazier, R ERA: 3.67	(7, 1)	0.1		1	0	0	0	0	0	0	0	0	1	0	1	1	0.00	0.000
Jay Baller, R ERA: 4.8	(8, 1)	1.0		4	1	0	0	1	0	0	0	0	0	0	6	6	0.00	1.000

PITCHER	IP	WLS	BF	H	R	ER	SO	BB	IBB	HBP	BLK	WP	HR	S	P	ERA	WHIP

Batter	1	2	3	4	5	6	7	8	9	10	AB	R	H	RBI	BB	SO	LOB
Mitch Webster, S (1, 9) OBP: 0.340, SLG: 0.370	BBBB 4-0 F8 S 1B BB	x 0-0 ② FC4-6 1B 1-2f	x 0-0 ③ F8			x 0-0 ② FC3-6 CS 1-2f			x 0-0 ① F7	x 0-0 ③ F7	5	1	0	0	1	0	5
Vance Law, R (1, 4) OBP: 0.307, SLG: 0.335	x 0-0 ① F8 1-3	x 0-0 1B 1-2		x 0-0 ① 6-3		0-0 ③ CS 1-2	x 0-0 ① F7		SSS 0-3 ② K		5	0	1	0	0	1	1
Wayne Krenchicki, L (1, 3) OBP: 0.301, SLG: 0.409 Bob McClure, R (7, 1) Jason Thompson, L (9, PH) OBP: 0.406, SLG: 0.275 Al Newman, S (9, PR) OBP: 0.320, SLG: 0.256 Tim Burke, R (9, 1)	x 0-0 1B 1B 3-H	x 0-0 F8		x 0-0 FC4-6 1B			x 0-0 ② F9		BBBB 4-0 1B BB		4 0 0 0 0	0 0 0 0 0	2 0 0 0 0	1 0 0 0 0	0 0 1 0 0	0 0 0 0 0	2 0 0 0 0
Hubie Brooks, R (1, 6) OBP: 0.398, SLG: 0.607	x 0-0 1B 1-3		x 0-0 E6 SH S SF9	x 0-0 ② FC4-6 CS 1-2			BBBB 4-0 FC6-4 BB		x 0-0 1B 1-2		4	1	2	0	1	0	1
Tim Wallach, R (1, 5) OBP: 0.340, SLG: 0.487	x 0-0 ② F8		BBBB 4-0 SH 1B 1-2 BB	0-0 ③ CS 1-2	x 0-0 ① F3		x 0-0 ③ FC6-4 1-2f		x 0-0 ③ F6		4	1	0	0	1	0	5
Herm Winningham, L (1, 8) OBP: 0.297, SLG: 0.382	SSS 0-3 ③ K	x 0-0 SH 1B 1-2 2-3			x 0-0 ② G3			SSS 0-3 ① K		x 0-0 F8 SH1-3 1B 1B	4	1	1	0	0	2	2
George Wright, S (1, 7) OBP: 0.240, SLG: 0.328		x 0-0 1B 3B	SSS 0-3 ① K		x 0-0 ③ 3-1			x 0-0 ② F7		x 0-0 ① SH1-3 1-2	4	1	1	0	0	1	3
Mike Fitzgerald, R (1, 2) OBP: 0.366, SLG: 0.459		x 0-0 FC4-6 1B 3-H	x 0-0 ② SF9 3-H			x 0-0 ① 6-3		x 0-0 2B		x 0-0 ② F8 2-3	4	0	2	2	0	0	1
Floyd Youmans, R (1, 1) OBP: 0.242, SLG: 0.241 Andres Galarraga, R (7, 3) OBP: 0.338, SLG: 0.427		SSS 0-3 ① K	x 0-0 1-2 2-H 1B			x 0-0 FC3-6 1B		x 0-0 ③ 5-3		x 0-0 3-H 1B	3 2	0 0	2 1	1 1	0 0	1 0	1 1
Inning Stats	R: 1 E: 0 K: 1 S: 7 H: 2 LOB: 2 BB: 1 P: 11	R: 1 E: 0 K: 1 S: 8 H: 3 LOB: 2 BB: 0 P: 8	R: 2 E: 2 K: 1 S: 8 H: 1 LOB: 2 BB: 1 P: 12	R: 0 E: 0 K: 0 S: 3 H: 1 LOB: 0 BB: 0 P: 3	R: 0 E: 0 K: 0 S: 3 H: 0 LOB: 0 BB: 0 P: 3	R: 0 E: 0 K: 0 S: 3 H: 1 LOB: 0 BB: 0 P: 3	R: 0 E: 0 K: 0 S: 3 H: 0 LOB: 1 BB: 1 P: 7	R: 0 E: 0 K: 1 S: 6 H: 1 LOB: 1 BB: 0 P: 6	R: 0 E: 0 K: 1 S: 6 H: 1 LOB: 2 BB: 1 P: 10	R: 1 E: 0 K: 0 S: 5 H: 2 LOB: 1 BB: 0 P: 5	1B: 10 2B: 1 3B: 1 HR: 0	SF: 1 SAC: 2 DP: 0 HBP: 0					

PITCHER		IP	WLS	BF	H	R	ER	SO	BB	IBB	HBP	BLK	WP	HR	S	P	ERA	WHIP
Dwight Gooden, R ERA: 2.6	(1, 1)	6.0		28	8	4	2	3	2	0	0	0	0	0	32	40	3.00	1.667
Roger McDowell, R ERA: 2.28	(7, 1)	3.0		13	2	0	0	2	2	0	0	0	0	0	15	23	0.00	1.333
Jesse Orosco, L ERA: 2.86	(10, 1)	1.0	L	5	2	1	1	0	0	0	0	0	0	0	5	5	9.00	2.000

PITCHER	IP	WLS	BF	H	R	ER	SO	BB	IBB	HBP	BLK	WP	HR	S	P	ERA	WHIP

TOP

Montreal Expos @ New York Mets

Shea Stadium, Flushing, NY

Mon Jun 23 1986, 7:05 PM EDT

Att. 44,199 - Unknown

livebaseballscorecards.com

AB	39
R	5
H	12
RBI	5
BB	4
SO	5
LOB	22

Montreal Expos @ New York Mets

Shea Stadium, Flushing, NY

Mon Jun 23 1986, 7:05 PM EDT

Att. 44,199 - Unknown

livebaseballscorecards.com

Batter	1	2	3	4	5	6	7	8	9	10	AB	R	H	RBI	BB	SO	LOB
Lenny Dykstra, L (1, 8) OBP: 0.387, SLG: 0.432	K		F8		SH3-4 1-2 2-3		K			K	4	0	0	0	0	3	0
Wally Backman, S (1, 4) OBP: 0.389, SLG: 0.416	4-0 S BB		0-0 1B		4-3 2-3 3-H		6-3			B2	4	0	1	1	1	0	1
Keith Hernandez, L (1, 3) OBP: 0.394, SLG: 0.424	K		K		G3 3-H		4-3			6-3	5	0	0	0	0	2	2
Gary Carter, R (1, 2) OBP: 0.333, SLG: 0.452	F8 1-2			F8		3-1		1B			4	0	1	0	0	0	1
Darryl Strawberry, L (1, 9) OBP: 0.383, SLG: 0.500		4-0 CS S BB		6-3		BB WP 1B		K			3	0	1	0	1	1	0
George Foster, R (1, 7) OBP: 0.324, SLG: 0.485	K 1-3			4-3		F3		F2			4	0	0	0	0	1	2
Howard Johnson, S (1, 5) OBP: 0.373, SLG: 0.455	HR		HR			BB 1-2 IBB			K		3	2	2	2	1	1	0
Kevin Mitchell, R (1, 6) OBP: 0.394, SLG: 0.538	F9			SH3-4 BB 4-3 1B		1-2 2-3 BB			F9		2	1	1	0	1	0	0
Rafael Santana, R (7, 6) OBP: 0.223, SLG: 0.176											1	0	0	0	0	0	0
Dwight Gooden, R (1, 1) OBP: 0.128, SLG: 0.158			1-6-3	4-3 SH3-4 WP 1-2 BB		F8			K		1	1	0	0	1	0	0
Danny Heep, L (6, PH) OBP: 0.406, SLG: 0.455											1	0	0	0	0	0	3
Roger McDowell, R (7, 1) OBP: 0.444, SLG: 0.375											0	0	0	0	0	0	0
Mookie Wilson, S (9, PH) OBP: 0.348, SLG: 0.465											1	0	0	0	0	1	0
Jesse Orosco, R (10, 1)											0	0	0	0	0	0	0
Inning Stats	R: 0 E: 0 K: 2 S: 7 H: 0 LOB: 1 BB: 1 P: 11	R: 1 E: 0 K: 1 S: 5 H: 1 LOB: 0 BB: 1 P: 9	R: 0 E: 0 K: 1 S: 6 H: 1 LOB: 1 BB: 0 P: 6	R: 0 E: 0 K: 0 S: 3 H: 0 LOB: 0 BB: 0 P: 3	R: 3 E: 0 K: 0 S: 5 H: 2 LOB: 0 BB: 1 P: 9	R: 0 E: 0 K: 0 S: 4 H: 1 LOB: 3 BB: 2 P: 12	R: 0 E: 0 K: 1 S: 5 H: 0 LOB: 0 BB: 0 P: 5	R: 0 E: 0 K: 1 S: 5 H: 1 LOB: 0 BB: 0 P: 5	R: 0 E: 0 K: 2 S: 7 H: 0 LOB: 0 BB: 0 P: 7	R: 0 E: 0 K: 1 S: 5 H: 0 LOB: 0 BB: 0 P: 5	1B: 4 2B: 1 3B: 0 HR: 2 SF: 0 SAC: 1 DP: 1 HBP: 0	WP: 2 PB: 0 SB: 2 CS: 1 PA: 39					

PITCHER	IP	WLS	BF	H	R	ER	SO	BB	IBB	HBP	BLK	WP	HR	S	P	ERA	WHIP
Floyd Youmans, R (1, 1) ERA: 4.57	6.0		27	5	4	4	4	4	1	0	0	2	2	30	50	6.00	1.500
Bob McClure, L (7, 1) ERA: 2.59	2.0		6	1	0	0	2	0	0	0	0	0	0	10	10	0.00	0.500
Tim Burke, R (9, 1) ERA: 1.94	2.0	W	6	0	0	0	3	0	0	0	0	0	0	12	12	0.00	0.000

PITCHER	IP	WLS	BF	H	R	ER	SO	BB	IBB	HBP	BLK	WP	HR	S	P	ERA	WHIP

BOTTOM	
AB	33
R	4
H	6
RBI	3
BB	5
SO	9
LOB	9

Batter	1	2	3	4	5	6	7	8	9	AB	R	H	RBI	BB	SO	LOB
Mitch Webster, S (1, 9) OBP: 0.344, SLG: 0.379	4-3 S 2B 1B	K			1-H 1B 2B	6-3			FC4-6 BB 1B	5	2	3	0	0	1	2
Vance Law, R (1, 4) OBP: 0.309, SLG: 0.333	K 1-2	1-3 2B			1B 3-H 1B	K			FC4-6 1-2 BB	4	1	1	1	1	2	1
Tim Raines, S (1, 7) OBP: 0.408, SLG: 0.500	4-3 2-3	2B			F7	G3			FC4-6 1-2f 2-3	5	0	1	0	0	0	4
Hubie Brooks, R (1, 6) OBP: 0.398, SLG: 0.607	2B 3-H 2B	L8			1B 1-2 1B	K			K	5	1	2	1	0	2	3
Tim Wallach, R (1, 5) OBP: 0.344, SLG: 0.492	2B 2-H 2B	K			1-3 2-H 1B			FC3-6 BB	K	4	0	2	2	1	2	3
Andres Galarraga, R (1, 3) OBP: 0.337, SLG: 0.420	K			G3-6-3 BB	F7			FC3-6 F7 S HR 1-2f		3	1	0	0	1	1	4
George Wright, S (1, 8) OBP: 0.233, SLG: 0.317		1-3		G3-6-3 1-2f		F8		F7 1-3		4	0	0	0	0	0	2
Mike Fitzgerald, R (1, 2) OBP: 0.376, SLG: 0.486		SH1-4 1B		F9		S BB		3-H HR		3	1	2	2	1	0	0
Bryn Smith, R (1, 1) Bob McClure, R (7, 1)		SH1-4 1-2			2B BB	K 1-2		F7		1 1	0 0	0 0	0 0	1 0	1 0	1 0
Inning Stats	R: 2 E: 0 K: 2 S: 10 H: 3 LOB: 1 BB: 0 P: 10	R: 0 E: 0 K: 1 S: 6 H: 1 LOB: 1 BB: 0 P: 6	R: 0 E: 0 K: 1 S: 6 H: 1 LOB: 1 BB: 0 P: 6	R: 0 E: 0 K: 0 S: 2 H: 0 LOB: 0 BB: 1 P: 6	R: 2 E: 0 K: 0 S: 6 H: 4 LOB: 2 BB: 1 P: 10	R: 0 E: 0 K: 1 S: 5 H: 0 LOB: 1 BB: 1 P: 9	R: 0 E: 0 K: 2 S: 7 H: 0 LOB: 0 BB: 0 P: 7	R: 2 E: 0 K: 0 S: 4 H: 1 LOB: 0 BB: 1 P: 8	R: 0 E: 0 K: 2 S: 8 H: 1 LOB: 2 BB: 1 P: 12	1B: 6 2B: 4 3B: 0 HR: 1	SF: 0 SAC: 1 DP: 1 HBP: 0						

PITCHER	IP	WLS	BF	H	R	ER	SO	BB	IBB	HBP	BLK	WP	HR	S	P	ERA	WHIP
Bruce Berenyi, R (1, 1) ERA: 5.89	4.2	L	22	8	4	4	4	2	0	0	0	0	0	28	36	7.71	2.143
Rick Aguilera, R (5, 1) ERA: 5.91	4.1		19	3	2	2	5	3	0	0	0	0	1	26	38	4.15	1.385

PITCHER	IP	WLS	BF	H	R	ER	SO	BB	IBB	HBP	BLK	WP	HR	S	P	ERA	WHIP

TOP

Montreal Expos @ New York Mets

Shea Stadium, Flushing, NY

Tue Jun 24 1986, 7:05 PM EDT

Att. 40,092 - Unknown

livebaseballscorecards.com

AB	35
R	6
H	11
RBI	6
BB	5
SO	9
LOB	20

WP: 0 PB: 0 SB: 3 CS: 0 PA: 41

Montreal Expos @ New York Mets

Shea Stadium, Flushing, NY

Tue Jun 24 1986, 7:05 PM EDT

Att. 40,092 - Unknown

BOTTOM

Batter	1	2	3	4	5	6	7	8	9	AB	R	H	RBI	BB	SO	LOB
Mookie Wilson, S (1, 8) OBP: 0.343, SLG: 0.462	K		2B		4-3		G3		K	5	0	1	0	0	2	0
Wally Backman, S (1, 4) OBP: 0.386, SLG: 0.408	G6-4-3 BB		6-3		G3		F8		F7	3	0	0	0	1	0	1
Tim Teufel, R (9, PH) OBP: 0.314, SLG: 0.376										1	0	0	0	0	0	0
Keith Hernandez, L (1, 3) OBP: 0.395, SLG: 0.425	G6-4-3 1-2f			K	BB 1B		1B			4	1	2	0	0	1	1
Darryl Strawberry, L (1, 9) OBP: 0.385, SLG: 0.512		1-3		HR	1B 1-2 BB		G3			3	1	1	1	1	0	1
Gary Carter, R (1, 2) OBP: 0.336, SLG: 0.450		F8		4-3 BB	1-3 2-H 1B			5-3		3	0	1	1	1	0	0
Danny Heep, L (1, 7) OBP: 0.413, SLG: 0.456										2	0	1	0	1	0	2
Kevin Mitchell, R (8, PH) OBP: 0.391, SLG: 0.534 (9, 7)	1B		4-3 1-2 BB		5-3			P4		1	0	0	0	0	0	0
Howard Johnson, S (1, 5) OBP: 0.368, SLG: 0.440	K		4-3 1-2 2-3		K			BB		3	0	0	0	1	2	3
Rafael Santana, R (1, 6) OBP: 0.224, SLG: 0.172			4-3	IBB	F9			4-3		3	0	0	0	1	0	1
Bruce Berenyi, R (1, 1)			5-3	5-3	G3				4-3	2	0	0	0	0	0	3
Rick Aguilera, R (5, 1) OBP: 0.231, SLG: 0.417										1	0	0	0	0	0	0
Ray Knight, R (9, PH) OBP: 0.355, SLG: 0.484										1	0	0	0	0	0	0
Inning Stats	R: 0 E: 0 K: 1 S: 4 H: 0 LOB: 0 BB: 1 P: 8	R: 0 E: 0 K: 1 S: 6 H: 1 LOB: 1 BB: 0 P: 6	R: 0 E: 0 K: 0 S: 4 H: 1 LOB: 1 BB: 0 P: 4	R: 1 E: 0 K: 1 S: 6 H: 1 LOB: 3 BB: 3 P: 18	R: 1 E: 0 K: 0 S: 5 H: 2 LOB: 2 BB: 1 P: 9	R: 0 E: 0 K: 1 S: 5 H: 0 LOB: 0 BB: 0 P: 5	R: 0 E: 0 K: 0 S: 4 H: 1 LOB: 1 BB: 0 P: 4	R: 0 E: 0 K: 0 S: 3 H: 0 LOB: 1 BB: 1 P: 7	R: 0 E: 0 K: 1 S: 5 H: 0 LOB: 0 BB: 0 P: 5	1B: 4 2B: 1 3B: 0 HR: 1	SF: 0 SAC: 0 DP: 1 HBP: 0						

livebaseballscorecards.com

AB	32
R	2
H	6
RBI	2
BB	6
SO	5
LOB	12

WP: 0 PB: 0 SB: 0 CS: 0 PA: 38

PITCHER		IP	WLS	BF	H	R	ER	SO	BB	IBB	HBP	BLK	WP	HR	S	P	ERA	WHIP
Bryn Smith, R ERA: 3.97	(1, 1)	6.2	W	30	6	2	2	4	4	1	0	0	0	1	33	53	2.70	1.500
Bob McClure, L ERA: 2.36	(7, 1)	2.1	S	8	0	0	0	1	1	0	0	0	0	0	9	13	0.00	0.429

PITCHER	IP	WLS	BF	H	R	ER	SO	BB	IBB	HBP	BLK	WP	HR	S	P	ERA	WHIP

Montreal Expos @ New York Mets

Shea Stadium, Flushing, NY

Wed Jun 25 1986, 3:33 AM EDT

Att. 33,030 - Unknown

TOP

livebaseballscorecards.com

Batter	1	2	3	4	5	6	7	8	9	AB	R	H	RBI	BB	SO	LOB
Mitch Webster, S (1, 9) OBP: 0.349, SLG: 0.383	F7		2B	BB		1-2 BB		3-1		3	0	1	0	2	0	2
Vance Law, R (1, 4) OBP: 0.306, SLG: 0.327	F9		K	F6		F8			G6-3 BB	4	0	0	0	1	1	5
Tim Raines, S (1, 7) OBP: 0.411, SLG: 0.500	BB		K		F8 S 1B		G6-4-3 1B		F8	4	0	2	0	1	1	2
Hubie Brooks, R (1, 6) OBP: 0.395, SLG: 0.596	F8		BB		K 1-2		G6-4-3 1-2f		G6-3 1-2f	4	0	0	0	1	1	4
Tim Wallach, R (1, 5) OBP: 0.339, SLG: 0.483		F4	K		F8 2-3		L8			4	0	0	0	0	1	3
Andres Galarraga, R (1, 3) OBP: 0.330, SLG: 0.411		F9		6-3	K			4-3		4	0	0	0	0	1	1
George Wright, S (1, 8) OBP: 0.241, SLG: 0.318		2B 1B		2B BB		F4		F7		3	2	1	0	1	0	0
Mike Fitzgerald, R (1, 2) OBP: 0.385, SLG: 0.507		1-H 2B		1-H 2B		1-3		BB 1B		4	0	3	2	0	0	0
Andy McGaffigan, R (1, 1)		B5-3		F9		BB 1B		1-2 BB		2	0	0	0	0	0	2
Dan Schatzeder, L (4, 1) OBP: 0.550, SLG: 0.813										1	0	1	0	0	0	0
Dennis Martinez, R (6, 1)										0	0	0	0	0	0	0
Wayne Krenchicki, L (8, PH) OBP: 0.311, SLG: 0.409										0	0	0	0	1	0	0
Tim Burke, R (8, 1)										0	0	0	0	0	0	0
Inning Stats	R: 0 E: 0 K: 0 S: 3 H: 0 LOB: 1 BB: 1 P: 7	R: 1 E: 0 K: 0 S: 5 H: 2 LOB: 1 BB: 0 P: 5	R: 0 E: 0 K: 3 S: 10 H: 1 LOB: 2 BB: 1 P: 14	R: 1 E: 0 K: 0 S: 4 H: 1 LOB: 2 BB: 2 P: 12	R: 0 E: 0 K: 2 S: 8 H: 1 LOB: 1 BB: 0 P: 8	R: 0 E: 0 K: 0 S: 4 H: 1 LOB: 2 BB: 1 P: 8	R: 0 E: 0 K: 0 S: 3 H: 1 LOB: 0 BB: 0 P: 3	R: 0 E: 0 K: 0 S: 4 H: 1 LOB: 2 BB: 1 P: 8	R: 0 E: 0 K: 0 S: 2 H: 0 LOB: 0 BB: 1 P: 6	1B: 5 2B: 3 3B: 0 HR: 0	SF: 0 SAC: 0 DP: 2 HBP: 0					

AB	33
R	2
H	8
RBI	2
BB	7
SO	5
LOB	19

WP: 0 PB: 0 SB: 1 CS: 0 PA: 40

PITCHER	IP	WLS	BF	H	R	ER	SO	BB	IBB	HBP	BLK	WP	HR	S	P	ERA	WHIP
Sid Fernandez, L (1, 1) ERA: 3.12	6.0	W	29	6	2	2	5	5	0	0	0	0	0	34	54	3.00	1.833
Roger McDowell, R (7, 1) ERA: 2.17	3.0	S	11	2	0	0	0	2	0	0	0	0	0	9	17	0.00	1.333

PITCHER	IP	WLS	BF	H	R	ER	SO	BB	IBB	HBP	BLK	WP	HR	S	P	ERA	WHIP

Montreal Expos @ New York Mets

Shea Stadium, Flushing, NY

Wed Jun 25 1986, 3:33 AM EDT

Att. 33,030 - Unknown

BOTTOM

Batter	1	2	3	4	5	6	7	8	9	AB	R	H	RBI	BB	SO	LOB
Lenny Dykstra, L (1, 8) OBP: 0.390, SLG: 0.445	B5-3		2B	1-3 3-H 2B			3-1			4	0	2	1	0	0	0
Wally Backman, S (1, 4) OBP: 0.383, SLG: 0.404	6-3		4-3		F7		1B			4	0	1	0	0	0	1
Keith Hernandez, L (1, 3) OBP: 0.390, SLG: 0.418	K			G3	F9		F7			4	0	0	0	0	1	1
Darryl Strawberry, L (1, 9) OBP: 0.387, SLG: 0.515		BB CS		4-3 2B 2B	K		F7			3	1	1	0	1	1	1
George Foster, R (1, 7) OBP: 0.323, SLG: 0.497		F9		4-3 2-3		HR		K		4	1	1	1	0	1	2
Kevin Mitchell, R (1, 6) OBP: 0.402, SLG: 0.549		1B 1-2		1B 3-H 2B		FC6-4 1B		K		4	1	3	1	0	1	0
Rafael Santana, R (9, 6) OBP: 0.224, SLG: 0.172										0	0	0	0	0	0	0
Ray Knight, R (1, 5) OBP: 0.354, SLG: 0.480		F9		1B 2-H 1B		F8		F8		4	1	1	1	0	0	2
Ed Hearn, R (1, 2) OBP: 0.361, SLG: 0.563			F9	1B 2B BB		F9				2	1	0	0	1	0	1
Sid Fernandez, L (1, 1) OBP: 0.206, SLG: 0.156			K	2B 1-3 2-H 1B		FC6-4 1-2f				2	0	1	1	0	1	0
Danny Heep, L (6, PH) OBP: 0.409, SLG: 0.451										1	0	0	0	0	0	1
Roger McDowell, R (7, 1) OBP: 0.444, SLG: 0.375										0	0	0	0	0	0	0
Inning Stats	R: 0 E: 0 K: 1 S: 5 H: 0 LOB: 0 BB: 0 P: 5	R: 0 E: 0 K: 0 S: 3 H: 1 LOB: 1 BB: 1 P: 7	R: 0 E: 0 K: 1 S: 6 H: 1 LOB: 1 BB: 0 P: 6	R: 4 E: 0 K: 0 S: 7 H: 5 LOB: 2 BB: 1 P: 11	R: 0 E: 0 K: 1 S: 5 H: 0 LOB: 0 BB: 0 P: 5	R: 1 E: 0 K: 0 S: 5 H: 2 LOB: 1 BB: 0 P: 5	R: 0 E: 0 K: 0 S: 4 H: 1 LOB: 1 BB: 0 P: 4	R: 0 E: 0 K: 2 S: 7 H: 0 LOB: 0 BB: 0 P: 7		1B: 5 2B: 4 3B: 0 HR: 1 SF: 0 SAC: 0 DP: 0 HBP: 0						

livebaseballscorecards.com

AB	32
R	5
H	10
RBI	5
BB	2
SO	5
LOB	9

WP: 0 PB: 0 SB: 0 CS: 1 PA: 34

PITCHER		IP	WLS	BF	H	R	ER	SO	BB	IBB	HBP	BLK	WP	HR	S	P	ERA	WHIP
Andy McGaffigan, R ERA: 3.54	(1, 1)	3.2	L	18	6	4	4	2	2	0	0	0	0	0	20	28	9.82	2.182
Dan Schatzeder, L ERA: 2.56	(4, 1)	1.1		6	3	1	1	1	0	0	0	0	0	1	8	8	6.75	2.250
Dennis Martinez, R ERA: 9.49	(6, 1)	2.0		7	1	0	0	0	0	0	0	0	0	0	7	7	0.00	0.500
Tim Burke, R ERA: 1.91	(8, 1)	1.0		3	0	0	0	2	0	0	0	0	0	0	7	7	0.00	0.000

PITCHER	IP	WLS	BF	H	R	ER	SO	BB	IBB	HBP	BLK	WP	HR	S	P	ERA	WHIP

Batter	1	2	3	4	5	6	7	8	9	AB	R	H	RBI	BB	SO	LOB
Lenny Dykstra, L (1, 8) OBP: 0.389, SLG: 0.449	4-3 G3 2B		L6		5-3			SH5-4 1-2	4-3	3	1	1	0	0	0	2
Roger McDowell, R (8, 1) OBP: 0.400, SLG: 0.333										1	0	0	0	0	0	1
Wally Backman, S (1, 4) OBP: 0.382, SLG: 0.399	4-3 2-3		BBBB 4-0 1B 1-2 BB		F8			F9		2	0	0	0	1	0	2
Tim Teufel, R (8, PH) OBP: 0.312, SLG: 0.373 (8, 4)										1	0	0	0	0	0	1
Keith Hernandez, L (1, 3) OBP: 0.388, SLG: 0.416	G3 3-H		1-2 2-H 1B			F7		6-3		4	0	1	2	0	0	1
Gary Carter, R (1, 2) OBP: 0.335, SLG: 0.447	S S S K		6-3			L1			1B 1B 1B 1B	4	1	1	0	0	1	2
Darryl Strawberry, L (1, 9) OBP: 0.385, SLG: 0.510		L1-5		F7		F8			1B 1-2 1B 1B	4	1	1	0	0	0	0
George Foster, R (1, 7) OBP: 0.321, SLG: 0.491		F8		F8			F7		S 1B 1-2 FC4-6 2-3 1B	4	1	1	0	0	0	0
Ray Knight, R (1, 5) OBP: 0.352, SLG: 0.476		6-3	S S S K				F8		FC4-6 1-2 2-H 3-H 1B	4	0	1	2	0	1	0
Rafael Santana, R (1, 6) OBP: 0.224, SLG: 0.174			BB 1B 1B		E5 SH3		F4		FC4-6 1-2f 2-H	4	1	1	1	0	0	1
Ron Darling, R (1, 1) OBP: 0.146, SLG: 0.103			B2		SH3 1-2			SH5-4 1B	F8	1	0	0	0	0	0	1
Mookie Wilson, S (8, PH) OBP: 0.345, SLG: 0.463 (8, 8)										2	0	1	0	0	0	1
Inning Stats	R: 1 E: 0 K: 1 S: 6 H: 1 LOB: 0 BB: 0 P: 6	R: 0 E: 0 K: 0 S: 3 H: 0 LOB: 0 BB: 0 P: 3	R: 1 E: 0 K: 0 S: 5 H: 2 LOB: 2 BB: 1 P: 9	R: 0 E: 0 K: 1 S: 5 H: 0 LOB: 0 BB: 0 P: 5	R: 0 E: 1 K: 0 S: 4 H: 0 LOB: 1 BB: 0 P: 4	R: 0 E: 0 K: 0 S: 3 H: 0 LOB: 0 BB: 0 P: 3	R: 0 E: 0 K: 0 S: 3 H: 0 LOB: 0 BB: 0 P: 3	R: 0 E: 0 K: 0 S: 4 H: 1 LOB: 1 BB: 0 P: 4	R: 3 E: 0 K: 0 S: 7 H: 4 LOB: 1 BB: 0 P: 7	1B: 7 2B: 1 3B: 0 HR: 0 SF: 0 SAC: 2 DP: 0 HBP: 0	WP: 0 PB: 0 SB: 1 CS: 0 PA: 37					

PITCHER		IP	WLS	BF	H	R	ER	SO	BB	IBB	HBP	BLK	WP	HR	S	P	ERA	WHIP
Dennis Eckersley, R ERA: 5.66	(1, 1)	7.0		27	4	2	2	2	1	0	0	0	0	0	30	34	2.57	0.714
Ray Fontenot, L ERA: 3.19	(8, 1)	1.0	L	5	2	2	2	0	0	0	0	0	0	0	5	5	18.00	2.000
Lee Smith, R ERA: 2.93	(9, 1)	1.0		5	2	1	1	0	0	0	0	0	0	0	5	5	9.00	2.000

PITCHER	IP	WLS	BF	H	R	ER	SO	BB	IBB	HBP	BLK	WP	HR	S	P	ERA	WHIP

TOP

New York Mets @ Chicago Cubs

Wrigley Field, Chicago, IL

Sat Jun 28 1986, 3:33 AM CDT

Att. 35,152 - Unknown

livebaseballscorecards.com

AB	34
R	5
H	8
RBI	5
BB	1
SO	2
LOB	12

New York Mets @ Chicago Cubs

Wrigley Field, Chicago, IL

Sat Jun 28 1986, 3:33 AM CDT

Att. 35,152 - Unknown

BOTTOM

Batter	1	2	3	4	5	6	7	8	9	AB	R	H	RBI	BB	SO	LOB
Davey Lopes, R (1, 5) (9, 7) OBP: 0.428, SLG: 0.517	E1 6-3 SF9 1B		HR		E1 1B			4-3		4	2	3	1	0	0	0
Dave Martinez, L (1, 8) OBP: 0.269, SLG: 0.217	6-3 2-3		K		E1 23 S 1-3			4-3		4	0	0	0	0	1	2
23 Ryne Sandberg, R (1, 4) OBP: 0.334, SLG: 0.440	BBBB S BB		CS 1B		1-3 1-2			WP 1B		3	0	2	0	1	0	1
Keith Moreland, R (1, 9) OBP: 0.338, SLG: 0.396	SF9 3-H		F8			F6		L7 1-2		3	0	0	1	0	0	2
Leon Durham, L (1, 3) OBP: 0.335, SLG: 0.397	6-3 1-2		CS 1-2	SSS K		SSS K			6-3	4	0	0	0	0	2	1
Jody Davis, R (1, 2) OBP: 0.296, SLG: 0.424		4-3 2B		SSS K		6-3			6-3	4	0	1	0	0	1	0
Jerry Mumphrey, S (1, 7) (9, 9) OBP: 0.347, SLG: 0.327		4-3 2-3		BBBB BB			SSS K		4-3	3	0	0	0	1	1	1
Shawon Dunston, R (1, 6) OBP: 0.321, SLG: 0.453		SSS K	1-3				5-3			3	0	0	0	0	1	2
Dennis Eckersley, R (1, 1) OBP: 0.182, SLG: 0.364 Ray Fontenot, L (8, 1) OBP: 0.500, SLG: 0.500 Lee Smith, R (9, 1) Chris Speier, R (9, 5) OBP: 0.302, SLG: 0.370		SSS K			6-3		F8			3 0 0 0	0 0 0 0	0 0 0 0	0 0 0 0	0 0 0 0	1 0 0 0	1 0 0 0
Inning Stats	R: 1 E: 1 K: 0 S: 4 H: 1 LOB: 1 BB: 1 P: 8	R: 0 E: 0 K: 2 S: 8 H: 1 LOB: 1 BB: 0 P: 8	R: 1 E: 0 K: 1 S: 6 H: 2 LOB: 0 BB: 0 P: 6	R: 0 E: 0 K: 2 S: 7 H: 0 LOB: 1 BB: 1 P: 11	R: 0 E: 1 K: 0 S: 4 H: 1 LOB: 1 BB: 0 P: 4	R: 0 E: 0 K: 1 S: 5 H: 0 LOB: 0 BB: 0 P: 5	R: 0 E: 0 K: 1 S: 5 H: 0 LOB: 0 BB: 0 P: 5	R: 0 E: 0 K: 0 S: 4 H: 1 LOB: 1 BB: 0 P: 4	R: 0 E: 0 K: 0 S: 3 H: 0 LOB: 0 BB: 0 P: 3	1B: 4 2B: 1 3B: 0 HR: 1	SF: 1 SAC: 0 DP: 0 HBP: 0						

livebaseballscorecards.com

AB	31
R	2
H	6
RBI	2
BB	2
SO	7
LOB	10

WP: 1 PB: 0 SB: 2 CS: 1 PA: 35

PITCHER		IP	WLS	BF	H	R	ER	SO	BB	IBB	HBP	BLK	WP	HR	S	P	ERA	WHIP
Ron Darling, R ERA: 3.19	(1, 1)	7.0		27	5	2	1	7	2	0	0	0	0	1	39	47	1.29	1.000
Roger McDowell, R ERA: 2.1	(8, 1)	2.0	W	7	1	0	0	0	0	0	0	0	1	0	7	7	0.00	0.500

PITCHER		IP	WLS	BF	H	R	ER	SO	BB	IBB	HBP	BLK	WP	HR	S	P	ERA	WHIP

Batter	1	2	3	4	5	6	7	8	9	AB	R	H	RBI	BB	SO	LOB
Lenny Dykstra, L (1, 8) OBP: 0.384, SLG: 0.439	L3		K		CS, BB	F9		5-3		4	0	0	0	1	1	1
Wally Backman, S (1, 4) OBP: 0.393, SLG: 0.407	BB		1B		1-2 HR, 1B		1B, 1B	6-3		4	2	3	0	1	0	0
Keith Hernandez, L (1, 3) OBP: 0.385, SLG: 0.412	L7		G3		F8		1-3 1B, 1B		5-3	5	1	1	0	0	0	2
Darryl Strawberry, L (1, 9) OBP: 0.393, SLG: 0.528 Mookie Wilson, S (9, PR) OBP: 0.345, SLG: 0.463 (9, 9)	K			S, 1B, BB	1-H HR		1-2 FC6-5, 1B 3-H		1B	4 0	2 1	3 0	3 0	1 0	1 0	1 0
Gary Carter, R (1, 2) OBP: 0.339, SLG: 0.448		F3		1-2 1B, BB	6-3		1-3 1B 2-H		FC4-6 1-2 1B 2-H	4	0	2	2	1	0	0
George Foster, R (1, 7) OBP: 0.323, SLG: 0.503		2B, BB		F8		HR	FC6-5 3-H		FC4-6 1-2f	4	1	1	1	1	0	5
Ray Knight, R (1, 5) OBP: 0.357, SLG: 0.476		K		1-2 FC6, 1B 2-H		5-3, S, 1B	IBB		K	4	0	2	1	1	2	3
Rafael Santana, R (1, 6) OBP: 0.225, SLG: 0.183		1-3 2B		F4		F8 1-2	6-3			4	0	1	0	0	0	5
Dwight Gooden, R (1, 1) OBP: 0.116, SLG: 0.143		K		FC6 1-2f		5-3 2-3		F9		4	0	0	0	0	1	5
Inning Stats	R: 0 E: 0 K: 1 S: 5 / H: 0 LOB: 1 BB: 1 P: 9	R: 0 E: 0 K: 2 S: 8 / H: 1 LOB: 2 BB: 1 P: 12	R: 0 E: 0 K: 1 S: 5 / H: 1 LOB: 0 BB: 0 P: 5	R: 1 E: 0 K: 0 S: 4 / H: 1 LOB: 2 BB: 2 P: 12	R: 2 E: 0 K: 0 S: 4 / H: 2 LOB: 0 BB: 1 P: 8	R: 1 E: 0 K: 0 S: 5 / H: 2 LOB: 1 BB: 0 P: 5	R: 2 E: 0 K: 0 S: 6 / H: 4 LOB: 2 BB: 1 P: 10	R: 0 E: 0 K: 0 S: 3 / H: 0 LOB: 0 BB: 0 P: 3	R: 1 E: 0 K: 1 S: 7 / H: 2 LOB: 2 BB: 0 P: 7	1B: 10 2B: 1 3B: 0 HR: 2 / SF: 0 SAC: 0 DP: 0 HBP: 0							

TOP

New York Mets @ Chicago Cubs

Wrigley Field, Chicago, IL

Sun Jun 29 1986, 3:33 AM CDT

Att. 34,222 - Unknown

livebaseballscorecards.com

AB	37
R	7
H	13
RBI	7
BB	6
SO	5
LOB	22

WP: 0 PB: 0 SB: 3 CS: 1 PA: 43

PITCHER		IP	WLS	BF	H	R	ER	SO	BB	IBB	HBP	BLK	WP	HR	S	P	ERA	WHIP
Rick Sutcliffe, R ERA: 4.18	(1, 1)	6.0	L	29	8	5	5	4	5	0	0	0	0	2	32	52	7.50	2.167
Ray Fontenot, L ERA: 3.44	(7, 1)	0.0		2	2	0	0	0	0	0	0	0	0	0	2	2	∞	∞
Dave Gumpert, R ERA: 2.45	(7, 1)	3.0		12	3	2	2	1	0	1	0	0	0	0	13	17	6.00	1.000

PITCHER	IP	WLS	BF	H	R	ER	SO	BB	IBB	HBP	BLK	WP	HR	S	P	ERA	WHIP

Batter	1	2	3	4	5	6	7	8	9	AB	R	H	RBI	BB	SO	LOB
Davey Lopes, R (1, 5) OBP: 0.427, SLG: 0.508	BBBB 4-0 FC6 BB		x 0-0 G1-6-3 ②③ 1-2f		x 0-0 5-3 ①		x 0-0 F7 ①		x 0-0 S 1B 1-3 2-H	4	0	1	1	1	0	2
Dave Martinez, L (1, 8) OBP: 0.258, SLG: 0.214	x 0-0 FC6 ① 1-2f			x 0-0 23 2B 1B	x 0-0 L8 ②		x 0-0 F7 ②		x 0-0 5-3 ② 1-2	5	1	1	0	0	0	4
23 Ryne Sandberg, R (1, 4) OBP: 0.332, SLG: 0.439	x 0-0 F8 ②			x 0-0 E 2B 1-H	x 0-0 1-3 ③		SSS 0-3 K ③		x 0-0 6-3 ③	5	1	1	1	0	1	4
Keith Moreland, R (1, 9) OBP: 0.337, SLG: 0.398	x 0-0 F3 ③			x 0-0 E5 1B 2B 2-H		SSS 0-3 K ①		x 0-0 5-3 ①		4	1	1	1	0	1	1
Leon Durham, L (1, 3) OBP: 0.330, SLG: 0.391		x 0-0 4-3 ①		SSS 0-3 K ①		x 0-0 F7 ②		x 0-0 4-3 ②		4	0	0	0	0	1	1
Jody Davis, R (1, 2) OBP: 0.299, SLG: 0.425		x 0-0 F8 ②		x 0-0 BB 1B 3-H		x 0-0 BB 1B		x 0-0 F8 ③		4	0	2	1	0	0	0
Gary Matthews, R (1, 7) OBP: 0.362, SLG: 0.377		SSS 0-3 K ③		BBBB 4-0 1-2 BB		BBBB 4-0 1-2 BB			x 0-0 FC4-6 1B	1	0	0	0	2	1	0
Shawon Dunston, R (1, 6) OBP: 0.316, SLG: 0.447			SSS 0-3 K ①	SSS 0-3 K ②		x 0-0 4-3 ③			x 0-0 FC4-6 ① 1B 1-2f 1B	4	1	0	0	0	2	5
Rick Sutcliffe, L (1, 1) OBP: 0.222, SLG: 0.361			x 0-0 G1-6-3 1B	x 0-0 F9 ③			x 0-0 1B		x 0-0 1B 1B 1-2	2	0	1	0	0	0	2
Ray Fontenot, L (7, 1) OBP: 0.500, SLG: 0.500										0	0	0	0	0	0	0
Dave Gumpert, R (7, 1)										0	0	0	0	0	0	0
Thad Bosley, L (7, 7) OBP: 0.400, SLG: 0.345										2	0	2	0	0	0	0
Chris Speier, R (9, PH) OBP: 0.313, SLG: 0.382										1	0	1	0	0	0	0
Inning Stats	R: 0 E: 0 K: 0 S: 3 H: 0 LOB: 1 BB: 1 P: 7	R: 0 E: 0 K: 1 S: 5 H: 0 LOB: 0 BB: 0 P: 5	R: 0 E: 0 K: 1 S: 5 H: 1 LOB: 0 BB: 0 P: 5	R: 3 E: 1 K: 2 S: 11 H: 4 LOB: 2 BB: 1 P: 15	R: 0 E: 0 K: 0 S: 3 H: 0 LOB: 0 BB: 0 P: 3	R: 0 E: 0 K: 1 S: 6 H: 1 LOB: 2 BB: 1 P: 10	R: 0 E: 0 K: 1 S: 6 H: 1 LOB: 1 BB: 0 P: 6	R: 0 E: 0 K: 0 S: 3 H: 0 LOB: 0 BB: 0 P: 3	R: 1 E: 0 K: 0 S: 6 H: 3 LOB: 2 BB: 0 P: 6	1B: 8 2B: 2 3B: 0 HR: 0 SF: 0 SAC: 0 DP: 1 HBP: 0						

PITCHER	IP	WLS	BF	H	R	ER	SO	BB	IBB	HBP	BLK	WP	HR	S	P	ERA	WHIP
Dwight Gooden, R (1, 1) ERA: 2.7	9.0	W	39	10	4	4	6	3	0	0	0	0	0	48	60	4.00	1.444

PITCHER	IP	WLS	BF	H	R	ER	SO	BB	IBB	HBP	BLK	WP	HR	S	P	ERA	WHIP

BOTTOM

New York Mets @ Chicago Cubs

Wrigley Field, Chicago, IL

Sun Jun 29 1986, 3:33 AM CDT

Att. 34,222 - Unknown

livebaseballscorecards.com

AB	36
R	4
H	10
RBI	4
BB	3
SO	6
LOB	19

Batter	1	2	3	4	5	6	7	8	9	AB	R	H	RBI	BB	SO	LOB
Mookie Wilson, S (1, 8) (7, 7) OBP: 0.340, SLG: 0.460	3-1		1B 1B 2B	K		G6-4-3 1-2f			K	5	1	1	0	0	2	1
Kevin Mitchell, R (1, 9) OBP: 0.423, SLG: 0.584	FC6-4 BB		1B 1B 2-3 1B		HR		1B FC5-2 BB		1B 1B 1B	3	3	3	1	2	0	0
Keith Hernandez, L (1, 3) OBP: 0.385, SLG: 0.411	K		F3		6-3		FC5-2 1-3 1B		1B 1B 1-2 1B	5	1	2	0	0	1	3
Gary Carter, R (1, 2) OBP: 0.340, SLG: 0.447	FC6-4 1-2f		FC5 1B 1-2 3-H 1B		6-3		FC5-2 G4-3-6 1-2 3-H		1B 1B 1-2 2-H 1B	5	1	2	2	0	0	3
George Foster, R (1, 7) OBP: 0.322, SLG: 0.497 Lenny Dykstra, L (7, 8) OBP: 0.387, SLG: 0.442		F8	K		1B 1B		G4-3-6 1-2f		1B 1-3 2-H 1B	4 1	0 0	1 1	0 1	0 0	1 0	4 0
Ray Knight, R (1, 5) OBP: 0.362, SLG: 0.479		6-3	1-2 2-H 1B		1-2 1B			F9	1-3 3-H 1B	5	0	3	2	0	0	0
Tim Teufel, R (1, 4) OBP: 0.308, SLG: 0.374		1B 2B	FC5 2-3f		F8			F8	F6	5	1	1	0	0	0	6
Rafael Santana, R (1, 6) OBP: 0.237, SLG: 0.192		2-H 1B		1B		G6-4-3 BB		F6		3	0	2	1	1	0	0
Bob Ojeda, L (1, 1) OBP: 0.083, SLG: 0.083		6-3		6-3		K			4-3	4	0	0	0	0	1	2
Inning Stats	R: 0 E: 0 K: 1 S: 5 H: 0 LOB: 1 BB: 1 P: 9	R: 1 E: 0 K: 0 S: 5 H: 2 LOB: 1 BB: 0 P: 5	R: 2 E: 0 K: 1 S: 9 H: 4 LOB: 2 BB: 0 P: 9	R: 0 E: 0 K: 1 S: 5 H: 1 LOB: 0 BB: 0 P: 5	R: 1 E: 0 K: 0 S: 6 H: 3 LOB: 2 BB: 0 P: 6	R: 0 E: 0 K: 1 S: 4 H: 0 LOB: 0 BB: 1 P: 8	R: 0 E: 0 K: 0 S: 3 H: 1 LOB: 1 BB: 1 P: 7	R: 0 E: 0 K: 0 S: 3 H: 0 LOB: 0 BB: 0 P: 3	R: 3 E: 0 K: 1 S: 10 H: 5 LOB: 2 BB: 0 P: 10	1B: 13 2B: 2 3B: 0 HR: 1 SF: 0 SAC: 0 DP: 2 HBP: 0						

TOP

New York Mets @ St. Louis Cardinals

Busch Stadium, St. Louis, MO

Mon Jun 30 1986, 7:05 PM CDT

Att. 38,819 - Unknown

livebaseballscorecards.com

AB	40
R	7
H	16
RBI	7
BB	3
SO	5
LOB	19

WP: 0 PB: 0 SB: 0 CS: 0 PA: 43

PITCHER		IP	WLS	BF	H	R	ER	SO	BB	IBB	HBP	BLK	WP	HR	S	P	ERA	WHIP
John Tudor, L ERA: 2.41	(1, 1)	5.0	L	25	10	4	4	3	1	0	0	0	0	1	30	34	7.20	2.200
Rick Ownbey, R ERA: 3.89	(6, 1)	2.0		7	1	0	0	1	2	0	0	0	0	0	7	15	0.00	1.500
Pat Perry, L ERA: 4.36	(8, 1)	1.2		9	4	3	3	1	0	0	0	0	0	0	11	11	16.20	2.400
Ricky Horton, L ERA: 3.62	(9, 1)	0.1		2	1	0	0	0	0	0	0	0	0	0	2	2	0.00	3.000

PITCHER	IP	WLS	BF	H	R	ER	SO	BB	IBB	HBP	BLK	WP	HR	S	P	ERA	WHIP

Batter	1	2	3	4	5	6	7	8	9	AB	R	H	RBI	BB	SO	LOB
Vince Coleman, S (1, 7) OBP: 0.330, SLG: 0.327	3B		BB		FC5-4			1B		3	0	2	0	1	0	1
Ozzie Smith, S (1, 6) OBP: 0.399, SLG: 0.363	K		F8		BB			BB		2	0	0	0	2	1	3
Tom Herr, S (1, 4) OBP: 0.316, SLG: 0.290	F3		F9		K			F2		4	0	0	0	0	1	7
Willie McGee, S (1, 8) OBP: 0.289, SLG: 0.327	1-3			5-3		K		G6-4-3		4	0	0	0	0	1	3
Alan Knicely, R (1, 3) OBP: 0.462, SLG: 0.500		F6		1B		6-3			1B 2B	4	0	2	0	0	0	0
Tito Landrum, R (1, 9) OBP: 0.250, SLG: 0.242		K		F3		F9			F3	4	0	0	0	0	1	2
Mike Heath, R (1, 2) OBP: 0.280, SLG: 0.299		F9		4-3			1-3		F7	4	0	0	0	0	0	2
Terry Pendleton, S (1, 5) OBP: 0.273, SLG: 0.272			F8 SH3-4 1B		F9		F9		1B	4	0	2	0	0	0	0
John Tudor, L (1, 1) OBP: 0.071, SLG: 0.071 José Oquendo, S (5, PH) OBP: 0.437, SLG: 0.433 Rick Ownbey, R (6, 1) Tom Lawless, R (7, PH) OBP: 0.133, SLG: 0.200 Pat Perry, L (8, 1) Ricky Horton, L (9, 1) OBP: 0.167, SLG: 0.167 Curt Ford, L (9, PH) OBP: 0.364, SLG: 0.490			SH3-4		FC5-4 1B		K		K	0 1 0 1 0 0 1	0 0 0 0 0 0 0	0 1 0 0 0 0 1	0 0 0 0 0 0 0	0 0 0 1 0 0 0	0 0 0 0 0 0 0	0 0 0 0 0 0 1
Inning Stats	R: 0 H: 1 E: 0 LOB: 1 K: 1 BB: 0 S: 6 P: 6	R: 0 H: 0 E: 0 LOB: 0 K: 1 BB: 0 S: 5 P: 5	R: 0 H: 1 E: 0 LOB: 2 K: 0 BB: 1 S: 4 P: 8	R: 0 H: 1 E: 0 LOB: 1 K: 0 BB: 0 S: 4 P: 4	R: 0 H: 1 E: 0 LOB: 2 K: 1 BB: 1 S: 6 P: 10	R: 0 H: 0 E: 0 LOB: 0 K: 1 BB: 0 S: 5 P: 5	R: 0 H: 0 E: 0 LOB: 0 K: 1 BB: 0 S: 5 P: 5	R: 0 H: 1 E: 0 LOB: 1 K: 0 BB: 1 S: 3 P: 7	R: 0 H: 2 E: 0 LOB: 2 K: 1 BB: 0 S: 7 P: 7	1B: 5 SF: 0 2B: 1 SAC: 1 3B: 1 DP: 1 HR: 0 HBP: 0						WP: 0 PA: 36 PB: 0 SB: 5 CS: 0

PITCHER	IP	WLS	BF	H	R	ER	SO	BB	IBB	HBP	BLK	WP	HR	S	P	ERA	WHIP
Bob Ojeda, L (1, 1) ERA: 2.54	9.0	W	36	7	0	0	6	3	0	0	0	0	0	45	57	0.00	1.111

PITCHER	IP	WLS	BF	H	R	ER	SO	BB	IBB	HBP	BLK	WP	HR	S	P	ERA	WHIP

BOTTOM

New York Mets @ St. Louis Cardinals

Busch Stadium, St. Louis, MO

Mon Jun 30 1986, 7:05 PM CDT

Att. 38,819 - Unknown

livebaseballscorecards.com

AB	32
R	0
H	7
RBI	0
BB	3
SO	6
LOB	20

Batter	1	2	3	4	5	6	7	8	9	AB	R	H	RBI	BB	SO	LOB
Mookie Wilson, S (1, 8) (9, 7) OBP: 0.342, SLG: 0.479	S S S 0-3 ① K		x 0-0 HR		x 0-0 ① 4-3		x 0-0 1B 1B		S S S 0-3 ③ K	5	1	2	1	0	2	0
Wally Backman, S (1, 4) OBP: 0.401, SLG: 0.415	x 0-0 ② 6-3		x 0-0 E 1B		x 0-0 FC5-4 1B		x 0-0 1-2 1B			4	0	3	0	0	0	0
Keith Hernandez, L (1, 3) OBP: 0.380, SLG: 0.405	x 0-0 ③ 6-3		S S S 0-3 ① K		x 0-0 ② F2		x 0-0 ③ G3			4	0	0	0	0	1	4
Gary Carter, R (1, 2) OBP: 0.336, SLG: 0.439		x 0-0 ① 3-1	x 0-0 E4 1-2		x 0-0 ③ FC5-4 1-2f			x 0-0 ① F9		4	0	0	0	0	0	2
Darryl Strawberry, L (1, 9) OBP: 0.391, SLG: 0.528		x 0-0 1B 2B	x 0-0 ② F7			x 0-0 ① G3		x 0-0 ② G3		4	1	1	0	0	0	2
Danny Heep, L (1, 7) OBP: 0.412, SLG: 0.447 Roger McDowell, R (8, 1) OBP: 0.400, SLG: 0.333		x 0-0 FC4-6 2-H 1B	x 0-0 ③ 4-3			x 0-0 ② 4-3		B B B B 4-0 BB		3 0	0 0	1 0	1 0	1 0	0 0	2 0
Ray Knight, R (1, 5) OBP: 0.360, SLG: 0.473		B B B B 4-0 FC4-6 BB		S S S 0-3 ① K		x 0-0 ③ 4-3		x 0-0 ③ 1-3		3	0	0	0	1	1	1
Howard Johnson, S (1, 6) OBP: 0.358, SLG: 0.426 Rafael Santana, R (8, 6) OBP: 0.236, SLG: 0.191		x 0-0 ② FC4-6 1-2f 2-3		x 0-0 ② F8			x 0-0 ① 5-3		x 0-0 ① 3-1	3 1	0 0	0 0	0 0	0 0	0 0	2 0
Sid Fernandez, L (1, 1) OBP: 0.189, SLG: 0.143 Kevin Mitchell, R (8, 7) OBP: 0.420, SLG: 0.579 Lenny Dykstra, L (9, 8) OBP: 0.387, SLG: 0.442		x 0-0 ③ 4-3		x 0-0 ③ 4-3			x 0-0 ② 1-3		x 0-0 ② F6	3 1 0	0 0 0	0 0 0	0 0 0	0 0 0	0 0 0	2 0 0
Inning Stats	R: 0 E: 0 K: 1 S: 5 H: 0 LOB: 0 BB: 0 P: 5	R: 1 E: 0 K: 0 S: 5 H: 2 LOB: 2 BB: 1 P: 9	R: 1 E: 1 K: 1 S: 8 H: 2 LOB: 2 BB: 0 P: 8	R: 0 E: 0 K: 1 S: 5 H: 0 LOB: 0 BB: 0 P: 5	R: 0 E: 0 K: 0 S: 4 H: 1 LOB: 1 BB: 0 P: 4	R: 0 E: 0 K: 0 S: 3 H: 0 LOB: 0 BB: 0 P: 3	R: 0 E: 0 K: 0 S: 5 H: 2 LOB: 2 BB: 0 P: 5	R: 0 E: 0 K: 0 S: 3 H: 0 LOB: 1 BB: 1 P: 7	R: 0 E: 0 K: 1 S: 5 H: 0 LOB: 0 BB: 0 P: 5	1B: 5 2B: 1 3B: 0 HR: 1	SF: 0 SAC: 0 DP: 0 HBP: 0					

PITCHER		IP	WLS	BF	H	R	ER	SO	BB	IBB	HBP	BLK	WP	HR	S	P	ERA	WHIP
Danny Cox, R ERA: 4.01	(1, 1)	7.0	L	30	7	2	2	3	1	0	0	0	0	1	35	39	2.57	1.143
Ken Dayley, L ERA: 3.55	(8, 1)	2.0		7	0	0	0	1	1	0	0	0	0	0	8	12	0.00	0.500

PITCHER	IP	WLS	BF	H	R	ER	SO	BB	IBB	HBP	BLK	WP	HR	S	P	ERA	WHIP

TOP

New York Mets @ St. Louis Cardinals

Busch Stadium, St. Louis, MO

Tue Jul 01 1986, 7:05 PM CDT

Att. 25,869 - Unknown

livebaseballscorecards.com

AB	35
R	2
H	7
RBI	2
BB	2
SO	4
LOB	15

WP: 0 PB: 0 SB: 0 CS: 0 PA: 37

New York Mets @ St. Louis Cardinals

Busch Stadium, St. Louis, MO

Tue Jul 01 1986, 7:05 PM CDT

Att. 25,869 - Unknown

livebaseballscorecards.com

BOTTOM

Batter	1	2	3	4	5	6	7	8	9	AB	R	H	RBI	BB	SO	LOB
Vince Coleman, S (1, 7) OBP: 0.329, SLG: 0.326	S S S 0-3 K ①		x 0-0 5-3 ②		x 0-0 S 1-3 1B		x 0-0 F8 ② 2-3			4	0	1	0	0	1	3
Ozzie Smith, S (1, 6) OBP: 0.393, SLG: 0.357	x 0-0 F7 ②		x 0-0 F8 ③		x 0-0 F5 ③ 1-2		x 0-0 F8 ③			4	0	0	0	0	0	5
Ken Dayley, L (8, 1) OBP: 0.333, SLG: 0.200										0	0	0	0	0	0	0
Tom Herr, S (1, 4) OBP: 0.312, SLG: 0.285	x 0-0 5-3 ③			x 0-0 F7 ①		S S S 0-3 K ①		x 0-0 F8 ①		4	0	0	0	0	1	0
Alan Knicely, R (1, 3) OBP: 0.500, SLG: 0.500		S S S 0-3 K ①		x 0-0 L5-3 1B		B B B 4-0 BB		x 0-0 4-3 ②		2	0	1	0	1	1	0
Andy Van Slyke, L (8, PH) (9, 3) OBP: 0.309, SLG: 0.352										1	0	0	0	0	0	0
Willie McGee, S (1, 8) OBP: 0.285, SLG: 0.322		S S S 0-3 K ②		x 0-0 L5-3 ② ③ 1-2		S S S 0-3 K ②		x 0-0 E6		4	0	0	0	0	2	2
Mike Heath, R (1, 2) OBP: 0.285, SLG: 0.310		x 0-0 1B			x 0-0 2B 2B	x 0-0 F9 ③		x 0-0 5-3 ③		4	1	2	0	0	0	2
Tito Landrum, R (1, 9) OBP: 0.252, SLG: 0.255		x 0-0 F9 ③			x 0-0 L3-6 2-H 2B		x 0-0 F4 ①		S S S 0-3 K ①	3	0	1	1	0	0	1
Curt Ford, L (9, PH) OBP: 0.357, SLG: 0.480										1	0	0	0	0	1	0
Terry Pendleton, S (1, 5) OBP: 0.276, SLG: 0.275			x 0-0 SH1-4 1B		x 0-0 ① ② L3-6 2-3		x 0-0 F8 1B 1B		x 0-0 4-3 ②	4	0	2	0	0	0	1
Danny Cox, R (1, 1) OBP: 0.227, SLG: 0.286			x 0-0 SH1-4 ① 1-2		x 0-0 1B 1B		x 0-0 1-2 1B		x 0-0 4-3 ③	1	0	1	0	0	0	0
José Oquendo, S (7, PH) (8, 6) OBP: 0.438, SLG: 0.435										2	0	1	0	0	0	0
Inning Stats	R: 0 E: 0 K: 1 S: 5 H: 0 LOB: 0 BB: 0 P: 5	R: 0 E: 0 K: 2 S: 8 H: 1 LOB: 1 BB: 0 P: 8	R: 0 E: 0 K: 0 S: 4 H: 1 LOB: 1 BB: 0 P: 4	R: 0 E: 0 K: 0 S: 3 H: 1 LOB: 0 BB: 0 P: 3	R: 1 E: 0 K: 0 S: 6 H: 4 LOB: 2 BB: 0 P: 6	R: 0 E: 0 K: 2 S: 7 H: 0 LOB: 1 BB: 1 P: 11	R: 0 E: 0 K: 0 S: 5 H: 2 LOB: 2 BB: 0 P: 5	R: 0 E: 1 K: 0 S: 4 H: 0 LOB: 1 BB: 0 P: 4	R: 0 E: 0 K: 1 S: 5 H: 0 LOB: 0 BB: 0 P: 5	1B: 7 2B: 4 3B: 0 HR: 0	SF: 0 SAC: 1 DP: 2 HBP: 0						

	AB	34
	R	1
	H	9
	RBI	1
	BB	1
	SO	6
	LOB	14

WP: 0 PB: 0 SB: 1 CS: 0 PA: 36

PITCHER		IP	WLS	BF	H	R	ER	SO	BB	IBB	HBP	BLK	WP	HR	S	P	ERA	WHIP
Sid Fernandez, L ERA: 2.99	(1, 1)	7.0	W	29	9	1	1	5	1	0	0	0	0	0	38	42	1.29	1.429
Roger McDowell, R ERA: 2.04	(8, 1)	2.0	S	7	0	0	0	1	0	0	0	0	0	0	9	9	0.00	0.000

PITCHER		IP	WLS	BF	H	R	ER	SO	BB	IBB	HBP	BLK	WP	HR	S	P	ERA	WHIP

Batter	1	2	3	4	5	6	7	8	9	AB	R	H	RBI	BB	SO	LOB
Mookie Wilson, S (1, 8) (5, 7) OBP: 0.338, SLG: 0.470	6-3		1B SF9 1B	G3		K			K	5	1	1	0	0	2	1
Wally Backman, S (1, 4) OBP: 0.403, SLG: 0.423	1B 2B		1-3 2B 1B	F6			1-3			4	2	2	0	0	0	0
Keith Hernandez, L (1, 3) OBP: 0.381, SLG: 0.404	1B BB		F8		FC3-6 1B		F6			3	0	1	0	1	0	2
Gary Carter, R (1, 2) OBP: 0.334, SLG: 0.438	1-3 2-H 1B		SF9 3-H		FC3-6 1-2f		K			3	0	1	2	0	1	1
Darryl Strawberry, L (1, 9) OBP: 0.392, SLG: 0.530	G5-4-3 IBB		1-H 3B 2B		K			5-3		3	1	1	1	1	1	1
George Foster, R (1, 7) OBP: 0.322, SLG: 0.505 Jesse Orosco, R (8, 1)	G5-4-3 1-2f		2-H 3B		F9			6-3		3 0	0 0	1 0	1 0	0 0	0 0	4 0
Ray Knight, R (1, 5) OBP: 0.358, SLG: 0.467		6-3	HBP			F8		F4		3	0	0	0	0	0	0
Rafael Santana, R (1, 6) OBP: 0.236, SLG: 0.193		F9	F8			3-1 1B			K2-3	4	0	1	0	0	1	2
Rick Aguilera, R (1, 1) OBP: 0.200, SLG: 0.357 Randy Niemann, L (5, 1) OBP: 0.400, SLG: 0.250 Doug Sisk, R (5, 1) Lenny Dykstra, L (5, 8) OBP: 0.383, SLG: 0.437		5-3		G3		3-1 1-2			F8	2 0 1 2	0 0 0 0	0 0 0 0	0 0 0 0	0 0 0 0	0 0 0 0	0 0 0 1
Inning Stats	R: 1 H: 2 E: 0 LOB: 2 K: 0 BB: 2 S: 4 P: 12	R: 0 H: 0 E: 0 LOB: 0 K: 0 BB: 0 S: 3 P: 3	R: 3 H: 4 E: 0 LOB: 2 K: 0 BB: 0 S: 7 P: 8	R: 0 H: 0 E: 0 LOB: 0 K: 0 BB: 0 S: 3 P: 3	R: 0 H: 1 E: 0 LOB: 1 K: 1 BB: 0 S: 6 P: 6	R: 0 H: 1 E: 0 LOB: 1 K: 1 BB: 0 S: 6 P: 6	R: 0 H: 0 E: 0 LOB: 0 K: 1 BB: 0 S: 5 P: 5	R: 0 H: 0 E: 0 LOB: 0 K: 0 BB: 0 S: 3 P: 3	R: 0 H: 0 E: 0 LOB: 0 K: 2 BB: 0 S: 7 P: 7	1B: 5 SF: 1 2B: 2 SAC: 0 3B: 1 DP: 1 HR: 0 HBP: 1						

PITCHER	IP	WLS	BF	H	R	ER	SO	BB	IBB	HBP	BLK	WP	HR	S	P	ERA	WHIP
Bob Forsch, R (1, 1) ERA: 2.64	5.0	L	24	7	4	4	1	1	1	1	0	0	0	23	32	7.20	1.600
Rick Ownbey, R (6, 1) ERA: 3.86	0.1		2	1	0	0	0	0	0	0	0	0	0	2	2	0.00	3.000
Ricky Horton, L (6, 1) ERA: 3.38	2.2		8	0	0	0	2	0	0	0	0	0	0	12	12	0.00	0.000
Ken Dayley, L (9, 1) ERA: 3.44	1.0		3	0	0	0	2	0	0	0	0	0	0	7	7	0.00	0.000

PITCHER	IP	WLS	BF	H	R	ER	SO	BB	IBB	HBP	BLK	WP	HR	S	P	ERA	WHIP

TOP

New York Mets @ St. Louis Cardinals

Busch Stadium, St. Louis, MO

Wed Jul 02 1986, 7:05 PM CDT

Att. 29,794 - Unknown

livebaseballscorecards.com

AB	33
R	4
H	8
RBI	4
BB	2
SO	5
LOB	12

BOTTOM

New York Mets @ St. Louis Cardinals

Busch Stadium, St. Louis, MO

Wed Jul 02 1986, 7:05 PM CDT

Att. 29,794 - Unknown

livebaseballscorecards.com

Batter	1	2	3	4	5	6	7	8	9	AB	R	H	RBI	BB	SO	LOB
Vince Coleman, S (1, 7) OBP: 0.330, SLG: 0.327	6-3		G3		F7	1B		FC4-6		5	0	2	0	0	0	0
Ozzie Smith, S (1, 6) OBP: 0.393, SLG: 0.358	FC6-4 1B		F3		1B	F7		FC4-6		5	1	2	0	0	0	4
Tom Herr, S (1, 4) OBP: 0.313, SLG: 0.285	FC6-4 FC4-6		BBBB 1B BB		1B	F7			F8	4	1	1	0	1	0	3
Willie McGee, S (1, 8) OBP: 0.287, SLG: 0.324	FC4-6		1B		WP 1B		5-3		6-3	5	0	2	1	0	0	1
Curt Ford, L (1, 9) OBP: 0.377, SLG: 0.509		F8 S 2B 1B	F2		WP		CS 2B		1-3	5	1	3	1	0	0	2
Michael LaValliere, L (1, 2) OBP: 0.355, SLG: 0.347 Alan Knicely, R (5, PH) OBP: 0.500, SLG: 0.462 (6, 3)		F8		F6	BBBB		SSS K			2	0	0	0	0	0	1
					1B BB					1	0	0	0	1	1	1
Andy Van Slyke, L (1, 3) OBP: 0.311, SLG: 0.359 Mike Heath, R (5, PH) OBP: 0.287, SLG: 0.313 (6, 2)		2B		1-3	F8			1B		2	0	1	1	0	0	0
										2	0	1	0	0	0	3
Terry Pendleton, S (1, 5) OBP: 0.273, SLG: 0.271		F7		3-1		3-1		F7		4	0	0	0	0	0	2
Bob Forsch, R (1, 1) OBP: 0.167, SLG: 0.306 José Oquendo, S (5, PH) OBP: 0.432, SLG: 0.429 Rick Ownbey, R (6, 1) Ricky Horton, L (6, 1) OBP: 0.286, SLG: 0.167 Clint Hurdle, L (8, PH) OBP: 0.235, SLG: 0.246 Tito Landrum, R (8, PH) OBP: 0.250, SLG: 0.253 Ken Dayley, L (9, 1) OBP: 0.333, SLG: 0.200		SSS K			6-3	BBBB 1B BB			F3	1	0	0	0	0	1	1
										1	0	0	0	0	0	0
										0	0	0	0	0	0	0
										0	0	0	1	0	0	0
										0	0	0	0	0	0	0
										1	0	0	0	0	0	1
										0	0	0	0	0	0	0
Inning Stats	R: 0 E: 0 K: 0 S: 4 H: 1 LOB: 1 BB: 0 P: 4	R: 1 E: 0 K: 1 S: 7 H: 2 LOB: 1 BB: 0 P: 7	R: 0 E: 0 K: 0 S: 4 H: 1 LOB: 2 BB: 1 P: 8	R: 0 E: 0 K: 0 S: 3 H: 0 LOB: 0 BB: 0 P: 3	R: 2 E: 0 K: 0 S: 7 H: 4 LOB: 3 BB: 1 P: 11	R: 0 E: 0 K: 0 S: 4 H: 1 LOB: 2 BB: 1 P: 8	R: 0 E: 0 K: 1 S: 5 H: 1 LOB: 0 BB: 0 P: 5	R: 0 E: 0 K: 0 S: 5 H: 2 LOB: 2 BB: 0 P: 5	R: 0 E: 0 K: 0 S: 3 H: 0 LOB: 0 BB: 0 P: 3	1B: 10 2B: 2 3B: 0 HR: 0	SF: 0 SAC: 0 DP: 0 HBP: 0						

	AB	38
	R	3
	H	12
	RBI	3
	BB	3
	SO	2
	LOB	19

WP: 1 PB: 0 SB: 1 CS: 1 PA: 41

PITCHER		IP	WLS	BF	H	R	ER	SO	BB	IBB	HBP	BLK	WP	HR	S	P	ERA	WHIP
Rick Aguilera, R ERA: 5.89	(1, 1)	4.2		23	8	3	3	1	1	0	0	0	0	0	24	28	5.79	1.929
Randy Niemann, L ERA: 3.86	(5, 1)	0.0		1	0	0	0	0	1	0	0	0	1	0	0	4	∞	∞
Doug Sisk, R ERA: 1.33	(5, 1)	2.2	W	11	3	0	0	1	1	0	0	0	0	0	12	16	0.00	1.500
Jesse Orosco, L ERA: 2.72	(8, 1)	1.2	S	6	1	0	0	0	0	0	0	0	0	0	6	6	0.00	0.600

PITCHER	IP	WLS	BF	H	R	ER	SO	BB	IBB	HBP	BLK	WP	HR	S	P	ERA	WHIP

Batter	1	2	3	4	5	6	7	8	9	10	AB	R	H	RBI	BB	SO	LOB
Bill Doran, S (1, 4) OBP: 0.371, SLG: 0.381	0-0 1B 2B		0-0 F7 ②		0-0 G3 ③			0-0 F7 ③		0-0 F7 ③	5	1	1	0	0	0	0
Ty Gainey, L (1, 8) OBP: 0.455, SLG: 0.545 (10, 7)	0-0 4-3 S 1B 2-H 1B		SSS 0-3 K ③			SSS 0-3 K ①			0-0 4-3 2B		4	1	2	1	0	2	0
Denny Walling, L (1, 5) OBP: 0.363, SLG: 0.425	0-0 4-3 ① 1-3			BBB 4-0 2B SF7 BB		SSS 0-3 K ②			0-0 4-3 ① 2-3		3	1	0	0	1	1	2
Glenn Davis, R (1, 3) OBP: 0.328, SLG: 0.512	0-0 G1-6-3 1B 3-H			SSS 0-3 K ①		0-0 F8 ③			0-0 F4 ②		4	0	1	1	0	1	2
Kevin Bass, S (1, 9) OBP: 0.367, SLG: 0.496	0-0 G1-6-3 ② ③ 1-2f			0-0 2B 1-3			0-0 F9 ①		0-0 4-3 ③		4	0	1	0	0	0	2
Jose Cruz, L (1, 7) OBP: 0.320, SLG: 0.306 Tony Walker, R (10, 8) OBP: 0.290, SLG: 0.333		0-0 F6 ①		0-0 SF7 ② 3-H			SSS 0-3 K ②			0-0 F6 ①	3 0	0 0	0 0	1 0	0 0	1 0	0 0
Craig Reynolds, L (1, 6) OBP: 0.297, SLG: 0.391 Dickie Thon, R (10, PH) OBP: 0.303, SLG: 0.336 (10, 6)		0-0 F3 ②		SSS 0-3 K ③			0-0 F8 ③			0-0 F9 ②	3 1	0 0	0 0	0 0	1 0	1 0	1 0
John Mizerock, L (1, 2) OBP: 0.419, SLG: 0.227 Jim Pankovits, R (10, PH) OBP: 0.302, SLG: 0.359 Alan Ashby, S (10, 2) OBP: 0.348, SLG: 0.351		0-0 4-3 ③			SSS 0-3 K ①			SSS 0-3 K ①		BBBB 4-0 HR BB	3 0 0	0 1 0	0 0 0	0 1 0	0 0 0	2 0 0	0 0 0
Jim Deshaies, L (1, 1) OBP: 0.130, SLG: 0.091 Louie Meadows, L (8, PH) Charlie Kerfeld, R (8, 1) Phil Garner, R (10, PH) OBP: 0.353, SLG: 0.473 Frank DiPino, L (10, 1) OBP: 0.250, SLG: 0.250			SSS 0-3 K ①		0-0 5-3 ②			0-0 F8 ②		0-0 HR 1-H	2 1 0 1 0	0 0 0 1 0	0 0 0 1 0	0 0 0 2 0	1 0 0 0 0	0 0 0 0 0	0 0 0 0 0
Inning Stats	R: 2 E: 0 K: 0 S: 5 H: 3 LOB: 0 BB: 0 P: 5	R: 0 E: 0 K: 0 S: 3 H: 0 LOB: 0 BB: 0 P: 3	R: 0 E: 0 K: 2 S: 7 H: 0 LOB: 0 BB: 0 P: 7	R: 1 E: 0 K: 2 S: 8 H: 1 LOB: 1 BB: 1 P: 12	R: 0 E: 0 K: 1 S: 5 H: 0 LOB: 0 BB: 0 P: 5	R: 0 E: 0 K: 2 S: 7 H: 0 LOB: 0 BB: 0 P: 7	R: 0 E: 0 K: 1 S: 5 H: 0 LOB: 0 BB: 0 P: 5	R: 0 E: 0 K: 1 S: 5 H: 0 LOB: 0 BB: 0 P: 5	R: 0 E: 0 K: 0 S: 4 H: 1 LOB: 1 BB: 0 P: 4	R: 2 E: 0 K: 0 S: 4 H: 1 LOB: 0 BB: 1 P: 8	1B: 2 2B: 3 3B: 0 HR: 1 SF: 1 SAC: 0 DP: 1 HBP: 0						WP: 0 PB: 0 SB: 1 CS: 0 PA: 37

PITCHER	IP	WLS	BF	H	R	ER	SO	BB	IBB	HBP	BLK	WP	HR	S	P	ERA	WHIP
Ron Darling, R (1, 1) ERA: 3.18	9.0		32	5	3	3	9	1	0	0	0	0	0	49	53	3.00	0.667
Jesse Orosco, L (10, 1) ERA: 3.13	1.0	W	5	1	2	2	0	1	0	0	0	0	1	4	8	18.00	2.000

PITCHER	IP	WLS	BF	H	R	ER	SO	BB	IBB	HBP	BLK	WP	HR	S	P	ERA	WHIP

TOP

Houston Astros @ New York Mets

Shea Stadium, Flushing, NY

Thu Jul 03 1986, 7:05 PM EDT

Att. 48,839 - Unknown

livebaseballscorecards.com

AB	34
R	5
H	6
RBI	5
BB	2
SO	9
LOB	7

Houston Astros @ New York Mets

Shea Stadium, Flushing, NY

Thu Jul 03 1986, 7:05 PM EDT

Att. 48,839 - Unknown

BOTTOM

Batter	1	2	3	4	5	6	7	8	9	10	AB	R	H	RBI	BB	SO	LOB
Mookie Wilson, S (1, 8) (9, 7) OBP: 0.339, SLG: 0.471	E 2B		BBBB 4-0 G6-4-3 BB		SSS 0-3 ② K		SSS 0-3 ③ K		x 0-0 ③ F8		4	0	1	0	1	2	1
Kevin Mitchell, R (1, 6) OBP: 0.423, SLG: 0.574	x 0-0 ① F8 2-3		x 0-0 ① ② G6-4-3 1-2f		BBBB 4-0 HR BB			x 0-0 1B 1B		BBBB 4-0 HR BB	3	1	1	0	1	0	2
Lenny Dykstra, L (8, PR) (9, 8) OBP: 0.386, SLG: 0.437											0	1	0	0	1	0	0
Darryl Strawberry, L (1, 9) OBP: 0.400, SLG: 0.567	SSS 0-3 ② K		x 0-0 2B		x 0-0 1-H HR			x 0-0 1-2 1B		x 0-0 1-H HR	5	2	4	4	0	1	1
Gary Carter, R (1, 3) OBP: 0.332, SLG: 0.431	BBBB 4-0 BB		SSS 0-3 ③ K		x 0-0 ③ 1-3			x 0-0 ① F3		x 0-0 ① 5-3	4	0	0	0	1	1	3
George Foster, R (1, 7) OBP: 0.321, SLG: 0.500	SSS 0-3 ③ K			x 0-0 FC4-6 1B		x 0-0 ① F6		x 0-0 ② F5		SSS 0-3 ② K	4	0	1	0	0	1	4
Rafael Santana, R (9, 6) OBP: 0.235, SLG: 0.191											1	0	0	0	0	1	0
Ray Knight, R (1, 5) OBP: 0.355, SLG: 0.474		SSS 0-3 ① K		SSS 0-3 ① K		SSS 0-3 ② K		SSS 0-3 ③ K		x 0-0 HR	5	1	1	1	0	4	3
Tim Teufel, R (1, 4) OBP: 0.302, SLG: 0.366	x 0-0 ② 6-3			x 0-0 ② F5		SSS 0-3 ③ K			x 0-0 ① 4-3		3	0	0	0	0	1	1
Wally Backman, S (9, PH) (10, 4) OBP: 0.401, SLG: 0.420											1	0	0	0	0	0	0
Ed Hearn, R (1, 2) OBP: 0.375, SLG: 0.629	x 0-0 HR			x 0-0 ③ FC4-6 1-2f			x 0-0 ① 5-3		BBBB 4-0 BB		3	1	1	1	1	0	1
Ron Darling, R (1, 1) OBP: 0.136, SLG: 0.095	SSS 0-3 ③ K				SSS 0-3 ① K		x 0-0 ② 6-3		SSS 0-3 ② K		3	0	0	0	0	2	0
Howard Johnson, S (9, PH) OBP: 0.355, SLG: 0.421											1	0	0	0	0	1	1
Jesse Orosco, R (10, 1)											0	0	0	0	0	0	0
Inning Stats	R: 0 H: 1 E: 1 LOB: 2 K: 2 BB: 1 S: 8 P: 12	R: 1 H: 1 E: 0 LOB: 0 K: 2 BB: 0 S: 8 P: 8	R: 0 H: 1 E: 0 LOB: 1 K: 1 BB: 1 S: 5 P: 9	R: 0 H: 1 E: 0 LOB: 1 K: 1 BB: 0 S: 6 P: 6	R: 2 H: 1 E: 0 LOB: 0 K: 2 BB: 1 S: 8 P: 12	R: 0 H: 0 E: 0 LOB: 0 K: 2 BB: 0 S: 7 P: 7	R: 0 H: 0 E: 0 LOB: 0 K: 1 BB: 0 S: 5 P: 5	R: 0 H: 2 E: 0 LOB: 2 K: 1 BB: 0 S: 7 P: 7	R: 0 H: 0 E: 0 LOB: 1 K: 1 BB: 1 S: 5 P: 9	R: 3 H: 2 E: 0 LOB: 0 K: 1 BB: 1 S: 6 P: 10	1B: 3 SF: 0 2B: 2 SAC: 0 3B: 0 DP: 1 HR: 4 HBP: 0						

	AB	37
	R	6
	H	9
	RBI	6
	BB	5
	SO	14
	LOB	17

PITCHER		IP	WLS	BF	H	R	ER	SO	BB	IBB	HBP	BLK	WP	HR	S	P	ERA	WHIP
Jim Deshaies, L ERA: 3.76	(1, 1)	7.0		28	5	3	3	11	3	0	0	0	0	2	47	59	3.86	1.143
Charlie Kerfeld, R ERA: 1.8	(8, 1)	2.0		9	2	0	0	2	1	0	0	0	0	0	12	16	0.00	1.500
Frank DiPino, L ERA: 3.53	(10, 1)	0.2	L	5	2	3	3	1	1	0	0	0	0	2	6	10	40.50	4.500

PITCHER	IP	WLS	BF	H	R	ER	SO	BB	IBB	HBP	BLK	WP	HR	S	P	ERA	WHIP

WP: 0 PA: 42
PB: 0
SB: 0
CS: 0

livebaseballscorecards.com

Batter	1	2	3	4	5	6	7	8	9	AB	R	H	RBI	BB	SO	LOB
Bill Doran, S (1, 4) OBP: 0.369, SLG: 0.377	F8		G3			BB		F8		3	0	0	0	1	0	0
Ty Gainey, L (1, 8) (7, 7) OBP: 0.467, SLG: 0.571	2B			4-3		K		5-3-6 BB		3	0	1	0	1	1	1
Denny Walling, L (1, 5) OBP: 0.361, SLG: 0.427	F8			2B		F8		5-3-6 1-3f		4	0	1	0	0	0	3
Glenn Davis, R (1, 3) OBP: 0.324, SLG: 0.505	F4			F3			F8		6-3	4	0	0	0	0	0	2
Kevin Bass, S (1, 9) OBP: 0.369, SLG: 0.507		CS 1B		3-1			HR		K	4	1	2	1	0	1	1
Jose Cruz, L (1, 7) OBP: 0.320, SLG: 0.303		K 1-2			F7		1B BB		BB	2	0	0	0	1	1	1
Tony Walker, R (7, PR) (7, 8) OBP: 0.290, SLG: 0.333										0	0	0	0	0	0	0
Phil Garner, R (9, PH) OBP: 0.356, SLG: 0.473										0	0	0	0	1	0	0
Craig Reynolds, L (1, 6) OBP: 0.289, SLG: 0.380		3-1			F9		F4		G3	4	0	0	0	0	0	2
John Mizerock, L (1, 2) OBP: 0.441, SLG: 0.250			B3-6-4 BB		F6		1B 1-3			2	0	1	0	1	0	0
Nolan Ryan, R (1, 1) OBP: 0.179, SLG: 0.148			B3-6-4 1-2f			F4	K			1	0	0	0	0	0	1
Louie Meadows, L (6, PH)										1	0	0	0	0	0	0
Larry Andersen, R (6, 1)										0	0	0	0	0	0	0
Alan Ashby, S (7, PH) OBP: 0.345, SLG: 0.347										1	0	0	0	0	1	2
Dave Smith, R (7, 1)										0	0	0	0	0	0	0
Inning Stats	R: 0 E: 0 K: 0 S: 4 H: 1 LOB: 1 BB: 0 P: 4	R: 0 E: 0 K: 1 S: 5 H: 1 LOB: 0 BB: 0 P: 5	R: 0 E: 0 K: 0 S: 2 H: 0 LOB: 0 BB: 1 P: 6	R: 0 E: 0 K: 0 S: 4 H: 1 LOB: 1 BB: 0 P: 4	R: 0 E: 0 K: 0 S: 3 H: 0 LOB: 0 BB: 0 P: 3	R: 0 E: 0 K: 1 S: 5 H: 0 LOB: 1 BB: 1 P: 9	R: 1 E: 0 K: 1 S: 7 H: 2 LOB: 2 BB: 1 P: 11	R: 0 E: 0 K: 0 S: 2 H: 0 LOB: 0 BB: 1 P: 6	R: 0 E: 0 K: 1 S: 5 H: 0 LOB: 1 BB: 1 P: 9	1B: 2 2B: 3 3B: 0 HR: 1 SF: 0 SAC: 0 DP: 2 HBP: 0						

PITCHER	IP	WLS	BF	H	R	ER	SO	BB	IBB	HBP	BLK	WP	HR	S	P	ERA	WHIP
Dwight Gooden, R (1, 1) ERA: 2.58	9.0	W	34	5	1	1	4	5	0	0	0	0	1	37	57	1.00	1.111

PITCHER	IP	WLS	BF	H	R	ER	SO	BB	IBB	HBP	BLK	WP	HR	S	P	ERA	WHIP

TOP

Houston Astros @ New York Mets

Shea Stadium, Flushing, NY

Fri Jul 04 1986, 3:33 AM EDT

Att. 28,557 - Unknown

livebaseballscorecards.com

AB	29
R	1
H	5
RBI	1
BB	5
SO	4
LOB	13

Houston Astros @ New York Mets

Shea Stadium, Flushing, NY

Fri Jul 04 1986, 3:33 AM EDT

Att. 28,557 - Unknown

BOTTOM

Batter	1	2	3	4	5	6	7	8	9	AB	R	H	RBI	BB	SO	LOB
Lenny Dykstra, L (1, 8) OBP: 0.393, SLG: 0.452	4-3	FC6-4 1-2f			BB		G3 2-H			3	1	2	1	1	0	2
Wally Backman, S (1, 4) OBP: 0.393, SLG: 0.411	4-3 2-3		4-3		L7		G3 2-3			4	0	0	0	0	0	3
Keith Hernandez, L (1, 3) OBP: 0.380, SLG: 0.402	1B 3-H		K		6-3		F7			4	0	1	1	0	1	2
Darryl Strawberry, L (1, 9) OBP: 0.394, SLG: 0.557	K		K			F8		F5		4	0	0	0	0	2	1
Gary Carter, R (1, 2) OBP: 0.331, SLG: 0.428	K			E5 FC4-6		1B		6-3		4	0	1	0	0	1	1
Danny Heep, L (1, 7) OBP: 0.407, SLG: 0.439		G4-6-3 BB 1B		FC4-6 1-2f		K		F8		4	0	1	0	0	1	2
Mookie Wilson, S (9, 7) OBP: 0.339, SLG: 0.471										0	0	0	0	0	0	0
Howard Johnson, S (1, 5) OBP: 0.354, SLG: 0.412		BB G4-6-3 1-2		K		G3				2	0	0	0	1	1	2
Rafael Santana, R (1, 6) OBP: 0.236, SLG: 0.189		G4-6-3 1-2f 2-3		K			SH3-4 2B BB			2	1	0	0	1	1	3
Dwight Gooden, R (1, 1) OBP: 0.133, SLG: 0.140		FC6-4 BB			4-3		SH3-4 1-2			1	0	0	0	1	0	0
Inning Stats	R: 1 E: 0 K: 2 S: 9 H: 2 LOB: 1 BB: 0 P: 9	R: 0 E: 0 K: 0 S: 3 H: 1 LOB: 2 BB: 2 P: 11	R: 0 E: 0 K: 2 S: 7 H: 0 LOB: 0 BB: 0 P: 7	R: 0 E: 1 K: 2 S: 8 H: 0 LOB: 1 BB: 0 P: 8	R: 0 E: 0 K: 0 S: 3 H: 0 LOB: 1 BB: 1 P: 7	R: 0 E: 0 K: 1 S: 6 H: 1 LOB: 1 BB: 0 P: 6	R: 1 E: 0 K: 0 S: 4 H: 1 LOB: 1 BB: 1 P: 8	R: 0 E: 0 K: 0 S: 3 H: 0 LOB: 0 BB: 0 P: 3								

livebaseballscorecards.com

AB	28
R	2
H	5
RBI	2
BB	4
SO	7
LOB	16

1B: 3 SF: 0
2B: 2 SAC: 1
3B: 0 DP: 1
HR: 0 HBP: 0

WP: 0 PA: 33
PB: 0
SB: 0
CS: 0

PITCHER		IP	WLS	BF	H	R	ER	SO	BB	IBB	HBP	BLK	WP	HR	S	P	ERA	WHIP
Nolan Ryan, R ERA: 4.52	(1, 1)	5.0		21	3	1	1	6	3	0	0	0	0	0	30	42	1.80	1.200
Larry Andersen, R ERA: 3.52	(6, 1)	1.0		4	1	0	0	1	0	0	0	0	0	0	6	6	0.00	1.000
Dave Smith, R ERA: 2.6	(7, 1)	2.0	L	8	1	1	1	0	1	0	0	0	0	0	7	11	4.50	1.000

PITCHER	IP	WLS	BF	H	R	ER	SO	BB	IBB	HBP	BLK	WP	HR	S	P	ERA	WHIP

Houston Astros @ New York Mets

Shea Stadium, Flushing, NY

Sat Jul 05 1986, 7:05 PM EDT

Att. 50,939 - Unknown

TOP

livebaseballscorecards.com

Batter	1	2	3	4	5	6	7	8	9	AB	R	H	RBI	BB	SO	LOB
Bill Doran, S (1, 4) OBP: 0.365, SLG: 0.372	5-3		F4			K		F9 1-2		4	0	0	0	0	1	2
Dickie Thon, R (1, 6) OBP: 0.301, SLG: 0.333	F8			F6		F4		PO 1B		4	0	1	0	0	0	1
Phil Garner, R (1, 5) OBP: 0.354, SLG: 0.484	K			K			HR	PO 1-2	4-3	4	1	1	1	0	2	0
Glenn Davis, R (1, 3) OBP: 0.326, SLG: 0.505		S 1B		L3			4-3		E 1B	4	1	2	0	0	0	0
Kevin Bass, S (1, 9) OBP: 0.367, SLG: 0.503		K			F3		K		E9 1-3 1B	4	0	1	0	0	2	1
Jose Cruz, L (1, 7) OBP: 0.323, SLG: 0.304		K 1-2			3-1		1B		1B IBB	3	0	1	0	1	1	1
Alan Ashby, S (1, 2) OBP: 0.345, SLG: 0.347		K			4-3		1-2 1B		1-2 2-H 3-H 1B	3	0	1	0	0	1	1
Denny Walling, L (9, PH) OBP: 0.364, SLG: 0.430										1	0	1	1	0	0	0
John Mizerock, L (9, 2) OBP: 0.441, SLG: 0.250										0	0	0	0	0	0	0
Tony Walker, R (1, 8) OBP: 0.288, SLG: 0.328			6-3			FC5-6 1B	6-3		1-3	4	0	1	0	0	0	4
Bob Knepper, L (1, 1) OBP: 0.075, SLG: 0.075			F7			FC5-6 1-2f		BB F9		2	0	0	0	0	0	1
Ty Gainey, L (8, PH) OBP: 0.500, SLG: 0.571										0	0	0	0	1	0	0
Charlie Kerfeld, R (8, 1)										0	0	0	0	0	0	0

AB	33
R	2
H	9
RBI	2
BB	2
SO	7
LOB	11

Inning Stats	1	2	3	4	5	6	7	8	9
	R: 0 E: 0 K: 1 S: 5	H: 0 LOB: 0 BB: 0 P: 5	R: 0 E: 0 K: 3 S: 10	H: 1 LOB: 1 BB: 0 P: 10	R: 0 E: 0 K: 0 S: 3	H: 0 LOB: 0 BB: 0 P: 3	R: 0 E: 0 K: 1 S: 5	H: 0 LOB: 0 BB: 0 P: 5	R: 0 E: 0 K: 0 S: 3	H: 0 LOB: 0 BB: 0 P: 3
	R: 0 E: 0 K: 1 S: 6	H: 1 LOB: 1 BB: 0 P: 6	R: 1 E: 0 K: 1 S: 8	H: 3 LOB: 2 BB: 0 P: 8	R: 0 E: 0 K: 0 S: 2	H: 1 LOB: 0 BB: 1 P: 6	R: 1 E: 1 K: 0 S: 5	H: 3 LOB: 2 BB: 1 P: 9	1B: 8 2B: 0 3B: 0 HR: 1	SF: 0 SAC: 0 DP: 0 HBP: 0

WP: 0 PB: 0 SB: 1 CS: 0 PA: 36

PITCHER	IP	WLS	BF	H	R	ER	SO	BB	IBB	HBP	BLK	WP	HR	S	P	ERA	WHIP
Bob Ojeda, L (1, 1) ERA: 2.43	8.0		29	6	1	1	7	1	0	0	0	0	1	42	46	1.12	0.875
Roger McDowell, R (9, 1) ERA: 2.14	1.0	L	6	3	1	1	0	0	1	0	0	0	0	5	9	9.00	3.000

PITCHER	IP	WLS	BF	H	R	ER	SO	BB	IBB	HBP	BLK	WP	HR	S	P	ERA	WHIP

Batter	1	2	3	4	5	6	7	8	9	AB	R	H	RBI	BB	SO	LOB
Mookie Wilson, S (1, 8) (9, 7) OBP: 0.331, SLG: 0.459	L4		L5			6-3			6-3	4	0	0	0	0	0	1
Tim Teufel, R (1, 4) OBP: 0.296, SLG: 0.358	F8		L6			6-3			K	3	0	0	0	0	0	1
Darryl Strawberry, L (9, PH) OBP: 0.393, SLG: 0.555										1	0	0	0	0	1	0
Keith Hernandez, L (1, 3) OBP: 0.379, SLG: 0.412	HR			4-3			K			3	1	1	1	0	1	0
Gary Carter, R (1, 2) OBP: 0.328, SLG: 0.423	F7			F4			5-3			3	0	0	0	0	0	0
Kevin Mitchell, R (1, 9) OBP: 0.421, SLG: 0.576		4-3 9-2 2B		F4			F6			3	0	1	0	0	0	0
George Foster, R (1, 7) OBP: 0.321, SLG: 0.497		4-3 2-3			G4-6-3 1B			4-3		3	0	1	0	0	0	1
Roger McDowell, R (9, 1) OBP: 0.400, SLG: 0.333										0	0	0	0	0	0	0
Ray Knight, R (1, 5) OBP: 0.351, SLG: 0.468		9-2 3-Hf			G4-6-3 1-2f			L8		3	0	0	0	0	0	2
Rafael Santana, R (1, 6) OBP: 0.238, SLG: 0.192			E8 1B		K			5-3		3	0	1	0	0	1	0
Bob Ojeda, L (1, 1) OBP: 0.079, SLG: 0.079			K			K			F8	2	0	0	0	0	2	1
Lenny Dykstra, L (9, 8) OBP: 0.392, SLG: 0.449										1	0	0	0	0	0	0
Inning Stats	R: 1 H: 1 E: 0 LOB: 0 K: 0 BB: 0 S: 4 P: 4	R: 0 H: 1 E: 0 LOB: 0 K: 0 BB: 0 S: 3 P: 3	R: 0 H: 1 E: 1 LOB: 1 K: 1 BB: 0 S: 6 P: 6	R: 0 H: 0 E: 0 LOB: 0 K: 0 BB: 0 S: 3 P: 3	R: 0 H: 1 E: 0 LOB: 0 K: 1 BB: 0 S: 5 P: 5	R: 0 H: 0 E: 0 LOB: 0 K: 1 BB: 0 S: 5 P: 5	R: 0 H: 0 E: 0 LOB: 0 K: 1 BB: 0 S: 5 P: 5	R: 0 H: 0 E: 0 LOB: 0 K: 0 BB: 0 S: 3 P: 3	R: 0 H: 0 E: 0 LOB: 0 K: 1 BB: 0 S: 5 P: 5	1B: 2 SF: 0 2B: 2 SAC: 0 3B: 0 DP: 2 HR: 1 HBP: 0						

PITCHER		IP	WLS	BF	H	R	ER	SO	BB	IBB	HBP	BLK	WP	HR	S	P	ERA	WHIP
Bob Knepper, L ERA: 2.67	(1, 1)	7.0		23	4	1	1	4	0	0	0	0	0	1	31	31	1.29	0.571
Charlie Kerfeld, R ERA: 1.72	(8, 1)	2.0	W	6	0	0	0	1	0	0	0	0	0	0	8	8	0.00	0.000

PITCHER	IP	WLS	BF	H	R	ER	SO	BB	IBB	HBP	BLK	WP	HR	S	P	ERA	WHIP

BOTTOM

Houston Astros @ New York Mets

Shea Stadium, Flushing, NY

Sat Jul 05 1986, 7:05 PM EDT

Att. 50,939 - Unknown

livebaseballscorecards.com

AB	29
R	1
H	4
RBI	1
BB	0
SO	5
LOB	6

WP: 0 PA: 29
PB: 0
SB: 0
CS: 0

Houston Astros @ New York Mets

Shea Stadium, Flushing, NY

Sun Jul 06 1986, 3:33 AM EDT

Att. 31,017 - Unknown

TOP

Batter	1	2	3	4	5	6	7	8	9	AB	R	H	RBI	BB	SO	LOB
Bill Doran, S (1, 4) OBP: 0.365, SLG: 0.372	S 1B	6-3			K		1B SF8 1B	3-1		5	1	2	0	0	1	4
Dickie Thon, R (1, 6) OBP: 0.300, SLG: 0.331	F8		F8		F8		1-3 BB 1B		K	4	0	1	0	0	0	1
Jose Cruz, L (9, PH) OBP: 0.321, SLG: 0.302										1	0	0	0	0	1	0
Phil Garner, R (1, 5) OBP: 0.355, SLG: 0.479	1-2 F8		BBBB FC5-4 BB		F9		3-H SF8		BBBB 1B 1B BB	2	1	0	1	2	0	1
Glenn Davis, R (1, 3) OBP: 0.326, SLG: 0.502	BBBB BB		1-2f FC5-4 1B			SSS K	1-2 BB		1-2 1B 1B	2	0	0	0	1	1	1
Aurelio Lopez, R (6, 1)						BBBB				0	0	0	0	0	0	0
Ty Gainey, L (7, PH) OBP: 0.529, SLG: 0.571										0	0	0	0	1	0	0
Frank DiPino, L (7, 1) OBP: 0.250, SLG: 0.250										0	0	0	0	0	0	0
Denny Walling, L (9, PH) OBP: 0.368, SLG: 0.434										1	1	1	0	0	0	0
Kevin Bass, S (1, 9) OBP: 0.371, SLG: 0.505	F7		1-2 1B			FC9-5 BB 1B	4-3		1-2 2-H 1B	5	0	3	1	0	0	4
Jim Pankovits, R (1, 7) OBP: 0.333, SLG: 0.372		F5				BBBB 1-2 FC9-5 BB		BB 1B	1-2 2-H 1B	4	0	2	1	1	1	2
Tony Walker, R (1, 8) OBP: 0.282, SLG: 0.317		S 1B		F8		1-2 2-3f FC9-5				5	0	1	0	0	2	5
John Mizerock, L (1, 2) OBP: 0.417, SLG: 0.231		1-2 K		K		F3		BBBB 1-2 BB	4-3	2	0	0	0	0	2	1
Alan Ashby, S (6, PH) OBP: 0.345, SLG: 0.340										2	0	0	0	1	0	4
(6, 2)																
Mark Knudson, R (1, 1)	BBBB BB			F8			F9	F8		0	0	0	0	1	0	0
Louie Meadows, L (4, PH)										1	0	0	0	0	0	0
Larry Andersen, R (4, 1)										0	0	0	0	0	0	0
Craig Reynolds, L (6, 3) OBP: 0.285, SLG: 0.375										2	0	0	0	0	0	2

	AB	36
	R	3
	H	10
	RBI	3
	BB	7
	SO	8
	LOB	25

livebaseballscorecards.com

Inning Stats	1	2	3	4	5	6	7	8	9
	R: 0 E: 0 K: 0 S: 4 H: 1 LOB: 2 BB: 1 P: 8	R: 0 E: 0 K: 1 S: 6 H: 1 LOB: 2 BB: 1 P: 10	R: 0 E: 0 K: 1 S: 6 H: 1 LOB: 2 BB: 1 P: 10	R: 0 E: 0 K: 1 S: 5 H: 0 LOB: 0 BB: 0 P: 5	R: 0 E: 0 K: 1 S: 5 H: 0 LOB: 0 BB: 0 P: 5	R: 0 E: 0 K: 1 S: 6 H: 1 LOB: 2 BB: 1 P: 10	R: 1 E: 0 K: 0 S: 5 H: 2 LOB: 2 BB: 1 P: 9	R: 0 E: 0 K: 1 S: 6 H: 1 LOB: 2 BB: 1 P: 10	R: 2 E: 0 K: 2 S: 10 H: 3 LOB: 2 BB: 1 P: 14

1B: 10	SF: 1	WP: 0	PA: 44
2B: 0	SAC: 0	PB: 0	
3B: 0	DP: 0	SB: 2	
HR: 0	HBP: 0	CS: 0	

PITCHER		IP	WLS	BF	H	R	ER	SO	BB	IBB	HBP	BLK	WP	HR	S	P	ERA	WHIP
Sid Fernandez, L ERA: 2.89	(1, 1)	6.2	W	31	6	1	1	5	5	0	0	0	0	0	36	56	1.35	1.650
Doug Sisk, R ERA: 2.05	(7, 1)	1.2		11	4	2	2	2	2	0	0	0	0	0	13	21	10.80	3.600
Roger McDowell, R ERA: 2.12	(9, 1)	0.2	S	2	0	0	0	1	0	0	0	0	0	0	4	4	0.00	0.000

PITCHER	IP	WLS	BF	H	R	ER	SO	BB	IBB	HBP	BLK	WP	HR	S	P	ERA	WHIP

Batter	1	2	3	4	5	6	7	8	9	AB	R	H	RBI	BB	SO	LOB
Lenny Dykstra, L (1, 8) OBP: 0.401, SLG: 0.461	x 0-0 S 1B	x 0-0 BB 1B 2-H		x 0-0 ② 6-3		x 0-0 4-3 2B		B B B B 4-0 CS BB		4	0	3	1	1	0	1
Wally Backman, S (1, 4) OBP: 0.393, SLG: 0.408	x 0-0 ① F7	B B B B 4-0 1-2 BB		x 0-0 ③ 2-H 1B		x 0-0 ② 4-3 2-3		S S S 0-3 ② ③ K 1-2		4	0	1	0	1	1	3
Keith Hernandez, L (1, 3) OBP: 0.378, SLG: 0.408	B B B B 4-0 1-2 BB	x 0-0 ③ 4-3			S S S 0-3 ① K	x 0-0 ③ F8				3	0	0	0	1	1	3
Darryl Strawberry, L (1, 9) OBP: 0.391, SLG: 0.549	S S S 0-3 ② K		x 0-0 ① F7		x 0-0 1B S 1B		S S S 0-3 ① K			4	0	1	0	0	2	2
Kevin Mitchell, R (1, 6) OBP: 0.430, SLG: 0.600 Rafael Santana, R (8, 6) OBP: 0.238, SLG: 0.192	S S S 0-3 ③ K		x 0-0 HR		B B B B 4-0 1-2 1B BB		x 0-0 HR 1B			3 0	2 0	2 0	1 0	1 0	1 0	2 0
Danny Heep, L (1, 7) OBP: 0.405, SLG: 0.436 Mookie Wilson, S (7, PH) OBP: 0.329, SLG: 0.456 (8, 7)		x 0-0 ① F7	x 0-0 ② 6-3		x 0-0 1-2 2-3 1B		x 0-0 ② F8			3 1	0 0	1 0	0 0	0 0	0 0	0 1
Howard Johnson, S (1, 5) OBP: 0.359, SLG: 0.455		x 0-0 E 2B	x 0-0 ③ F8		x 0-0 ② F6		x 0-0 1-H HR			4	2	2	2	0	0	3
Ed Hearn, R (1, 2) OBP: 0.364, SLG: 0.590		x 0-0 E4 SH3-4 1B 2-H		x 0-0 SH3-4 1B 1B		x 0-0 ③ F9	S S S 0-3 ③ K			4	1	1	0	0	1	3
Sid Fernandez, L (1, 1) OBP: 0.184, SLG: 0.139 Doug Sisk, R (7, 1) Roger McDowell, R (9, 1) OBP: 0.400, SLG: 0.333		x 0-0 ② SH3-4 1-2		x 0-0 ① SH3-4 1-2		S S S 0-3 ① K		S S S 0-3 ① K		1 1 0	0 0 0	0 0 0	0 0 0	0 0 0	1 1 0	0 0 0
Inning Stats	R: 0 E: 0 K: 2 S: 8 H: 1 LOB: 2 BB: 1 P: 12	R: 2 E: 1 K: 0 S: 6 H: 2 LOB: 2 BB: 1 P: 10	R: 1 E: 0 K: 0 S: 4 H: 1 LOB: 0 BB: 0 P: 4	R: 0 E: 0 K: 0 S: 4 H: 2 LOB: 2 BB: 0 P: 4	R: 0 E: 0 K: 1 S: 7 H: 2 LOB: 3 BB: 1 P: 11	R: 0 E: 0 K: 1 S: 6 H: 1 LOB: 1 BB: 0 P: 6	R: 2 E: 0 K: 2 S: 9 H: 2 LOB: 0 BB: 0 P: 9	R: 0 E: 0 K: 2 S: 6 H: 0 LOB: 0 BB: 1 P: 10		1B: 7 2B: 2 3B: 0 HR: 2 SF: 0 SAC: 2 DP: 0 HBP: 0						

PITCHER		IP	WLS	BF	H	R	ER	SO	BB	IBB	HBP	BLK	WP	HR	S	P	ERA	WHIP
Mark Knudson, R ERA: 3.5	(1, 1)	3.0	L	16	4	3	1	2	2	0	0	0	0	1	18	26	3.00	2.000
Larry Andersen, R ERA: 3.35	(4, 1)	2.0		10	4	0	0	1	1	0	0	0	0	0	11	15	0.00	2.500
Aurelio Lopez, R ERA: 2.57	(6, 1)	1.0		4	1	0	0	1	0	0	0	0	0	0	6	6	0.00	1.000
Frank DiPino, L ERA: 3.82	(7, 1)	2.0		8	2	2	2	4	1	0	0	0	0	1	15	19	9.00	1.500

PITCHER	IP	WLS	BF	H	R	ER	SO	BB	IBB	HBP	BLK	WP	HR	S	P	ERA	WHIP

BOTTOM

Houston Astros @ New York Mets

Shea Stadium, Flushing, NY

Sun Jul 06 1986, 3:33 AM EDT

Att. 31,017 - Unknown

livebaseballscorecards.com

AB	32
R	5
H	11
RBI	4
BB	4
SO	8
LOB	18

1B: 7 SF: 0 WP: 0 PA: 38
2B: 2 SAC: 2 PB: 0
3B: 0 DP: 0 SB: 2
HR: 2 HBP: 0 CS: 1

Batter	1	2	3	4	5	6	7	8	9	AB	R	H	RBI	BB	SO	LOB
Eddie Milner, L (1, 8) OBP: 0.297, SLG: 0.382	4-3 PB 2B		F6	4-3		F4		4-3		5	1	1	0	0	0	3
Pete Rose, S (1, 3) OBP: 0.308, SLG: 0.262	4-3 2-3		6-3		4-3		HR 1B	6-3		3	0	0	0	0	0	1
Tony Perez, R (7, PH) OBP: 0.346, SLG: 0.286 (7, 3)										2	1	1	0	0	0	0
Dave Parker, L (1, 9) OBP: 0.344, SLG: 0.486	E 1B 3-H		BBBB FC6-4 BB		4-3		1-H HR	6-3		4	1	2	2	1	0	0
Eric Davis, R (1, 7) OBP: 0.371, SLG: 0.512	K		FC6-4 1-2f		K		1B SF9 2B		E6 G6-4-3	5	1	1	0	0	2	2
Bo Diaz, R (1, 2) OBP: 0.317, SLG: 0.343	K 1-2			1-3		FC1-5 1B 1B	1B 2-3 1B		G6-4-3 1-2f	5	0	2	0	0	1	2
Dave Concepcion, R (1, 6) OBP: 0.310, SLG: 0.339		G6-4-3 1B		2B 2B		1B FC1-5 1-2 1B 1B	SF9 3-H		F7	4	2	3	1	0	0	0
Buddy Bell, R (1, 5) OBP: 0.313, SLG: 0.341		G6-4-3 1-2f		2B 2-H 2B		FC1-5 1-2 1B 2-3f	F8			4	1	1	1	0	0	4
Ron Oester, S (1, 4) OBP: 0.311, SLG: 0.350	1B		3-1 2-H 2B			1B 1-2 1B 2-3	FC6-4 1-2 1B			4	0	4	1	0	0	0
Bill Gullickson, R (1, 1) OBP: 0.108, SLG: 0.083	L6		3-1 2-3			1-2 3-H 1B	FC6-4 1-2f			2	0	0	0	0	0	2
Kal Daniels, L (6, PH) OBP: 0.403, SLG: 0.545										1	0	1	1	0	0	0
Ron Robinson, R (6, 1)										1	0	0	0	0	0	2
John Franco, L (7, 1)										0	0	0	0	0	0	0
Inning Stats	R: 1 E: 1 K: 2 S: 9 H: 2 LOB: 1 BB: 0 P: 9	R: 0 E: 0 K: 0 S: 4 H: 2 LOB: 1 BB: 0 P: 4	R: 0 E: 0 K: 0 S: 3 H: 0 LOB: 1 BB: 1 P: 7	R: 2 E: 0 K: 0 S: 6 H: 3 LOB: 1 BB: 0 P: 6	R: 0 E: 0 K: 1 S: 5 H: 0 LOB: 0 BB: 0 P: 5	R: 1 E: 0 K: 0 S: 6 H: 4 LOB: 2 BB: 0 P: 6	R: 3 E: 0 K: 0 S: 8 H: 5 LOB: 2 BB: 0 P: 8	R: 0 E: 0 K: 0 S: 3 H: 0 LOB: 0 BB: 0 P: 3	R: 0 E: 1 K: 0 S: 3 H: 0 LOB: 0 BB: 0 P: 3	1B: 10 2B: 5 3B: 0 HR: 1	SF: 1 SAC: 0 DP: 2 HBP: 0						

TOP

Cincinnati Reds @ New York Mets

Shea Stadium, Flushing, NY

Mon Jul 07 1986, 7:05 PM EDT

Att. 29,265 - Unknown

livebaseballscorecards.com

AB	40
R	7
H	16
RBI	6
BB	1
SO	3
LOB	16

PITCHER		IP	WLS	BF	H	R	ER	SO	BB	IBB	HBP	BLK	WP	HR	S	P	ERA	WHIP
Rick Aguilera, R ERA: 5.94	(1, 1)	5.2		27	11	4	4	3	1	0	0	0	0	0	32	36	6.35	2.118
Randy Niemann, L ERA: 4.64	(6, 1)	0.1	L	3	2	2	2	0	0	0	0	0	0	1	3	3	54.00	6.000
Bruce Berenyi, R ERA: 5.82	(7, 1)	2.0		9	3	1	1	0	0	0	0	0	0	0	9	9	4.50	1.500
Doug Sisk, R ERA: 1.96	(9, 1)	1.0		3	0	0	0	0	0	0	0	0	0	0	3	3	0.00	0.000

PITCHER	IP	WLS	BF	H	R	ER	SO	BB	IBB	HBP	BLK	WP	HR	S	P	ERA	WHIP

Cincinnati Reds @ New York Mets

Shea Stadium, Flushing, NY

Mon Jul 07 1986, 7:05 PM EDT

Att. 29,265 - Unknown

BOTTOM

livebaseballscorecards.com

Batter	1	2	3	4	5	6	7	8	9	AB	R	H	RBI	BB	SO	LOB
Lenny Dykstra, L (1, 8) OBP: 0.405, SLG: 0.469 Doug Sisk, R (9, 1)	FC4-6 1B		4-3 2B		E4 CS		G1-6-3 1B 1B	F5 1-2 2-3		5 0	1 0	3 0	0 0	0 0	0 0	2 0
Wally Backman, S (1, 4) OBP: 0.395, SLG: 0.415 Tim Teufel, R (8, PH) OBP: 0.294, SLG: 0.355 (9, 4)	FC4-6 FC5-4 1B 1-2f		4-3 2-3		1B 1-2 2B		G1-6-3 1-2 1B	K2-3		4 1	1 0	2 0	0 0	0 0	0 1	2 2
Keith Hernandez, L (1, 3) OBP: 0.378, SLG: 0.408	FC5-4 1-2 1B		3-1		FC6-4 2-H 1B		G1-6-3 1-2f 2-3		4-3	5	0	2	1	0	0	3
Gary Carter, R (1, 2) OBP: 0.326, SLG: 0.419	FC5-4 1-2f 2-3			F9	FC6-4 1-2f		BB 3-H 1B		F7	5	0	1	1	0	0	3
Darryl Strawberry, L (1, 9) OBP: 0.394, SLG: 0.559	4-3			HR	1B S SF7 BB		1-2 BB		K	3	2	1	1	2	1	2
George Foster, R (1, 7) OBP: 0.319, SLG: 0.492		L7	K	K	CS 1-3 1B		K			4	0	1	0	0	2	2
Ray Knight, R (1, 5) OBP: 0.346, SLG: 0.462		K	K	K	SF7 3-H			1-3		3	0	0	1	0	2	0
Kevin Mitchell, R (1, 6) OBP: 0.421, SLG: 0.587		F7			F7			PB 1B 1B		3	0	0	0	0	1	1
Rick Aguilera, R (1, 1) OBP: 0.235, SLG: 0.563 Randy Niemann, L (6, 1) OBP: 0.400, SLG: 0.250 Bruce Berenyi, R (7, 1) Howard Johnson, S (7, 6) OBP: 0.370, SLG: 0.495 Mookie Wilson, S (8, PH) OBP: 0.333, SLG: 0.459 (9, 8)			K	HR	CS 1-2		HR	PB 1-2 1B		2 0 0 2 1	1 0 0 1 0	1 0 0 2 1	1 0 0 1 0	0 0 0 0 0	1 0 0 0 0	0 0 0 0 0
Inning Stats	R: 0 E: 0 K: 0 S: 5 H: 2 LOB: 2 BB: 0 P: 5	R: 0 E: 0 K: 1 S: 5 H: 0 LOB: 0 BB: 0 P: 5	R: 0 E: 0 K: 1 S: 6 H: 1 LOB: 1 BB: 0 P: 6	R: 1 E: 0 K: 2 S: 8 H: 1 LOB: 0 BB: 0 P: 8	R: 2 E: 1 K: 0 S: 6 H: 3 LOB: 1 BB: 0 P: 6	R: 1 E: 0 K: 1 S: 5 H: 1 LOB: 0 BB: 1 P: 9	R: 2 E: 0 K: 1 S: 8 H: 4 LOB: 2 BB: 1 P: 12	R: 0 E: 0 K: 1 S: 7 H: 2 LOB: 2 BB: 0 P: 7	R: 0 E: 0 K: 1 S: 5 H: 0 LOB: 0 BB: 0 P: 5	1B: 9 2B: 2 3B: 0 HR: 3	SF: 1 SAC: 0 DP: 1 HBP: 0						

	AB	38
	R	6
	H	14
	RBI	6
	BB	2
	SO	8
	LOB	17

WP: 0 PB: 1 SB: 1 CS: 2 PA: 42

PITCHER		IP	WLS	BF	H	R	ER	SO	BB	IBB	HBP	BLK	WP	HR	S	P	ERA	WHIP
Bill Gullickson, R ERA: 4.03	(1, 1)	5.0		22	7	3	3	4	0	0	0	0	0	2	30	30	5.40	1.400
Ron Robinson, R ERA: 2.18	(6, 1)	1.2	W	9	5	3	3	1	1	0	0	0	0	1	10	14	16.20	3.600
John Franco, L ERA: 2.39	(7, 1)	2.1	S	10	2	0	0	3	1	0	0	0	0	0	15	19	0.00	1.286

PITCHER	IP	WLS	BF	H	R	ER	SO	BB	IBB	HBP	BLK	WP	HR	S	P	ERA	WHIP

Batter	1	2	3	4	5	6	7	8	9	10	AB	R	H	RBI	BB	SO	LOB
Eddie Milner, L (1, 8) OBP: 0.295, SLG: 0.392	K		L1		F8			HR	K		5	1	1	1	0	2	1
Pete Rose, S (1, 3) OBP: 0.308, SLG: 0.263	K			6-3 1B		L4		F8	F8		3	0	1	0	0	1	0
Tracy Jones, R (8, PH) OBP: 0.411, SLG: 0.459											1	0	0	0	0	0	0
Ted Power, R (8, 1)											0	0	0	0	0	0	0
Wade Rowdon, R (9, PH) OBP: 0.278, SLG: 0.344											1	0	0	0	0	0	1
John Franco, L (9, 1)											0	0	0	0	0	0	0
Dave Parker, L (1, 9) OBP: 0.345, SLG: 0.487	6-3			6-3 1-2 1B		L5		L1		1-3 1B 2B	5	1	2	0	0	0	0
Eric Davis, R (1, 7) OBP: 0.372, SLG: 0.508		F9 S 1B		K		K		S 1B		1-3 2-3	5	0	2	0	0	2	3
Bo Diaz, R (1, 2) OBP: 0.321, SLG: 0.345				6-3 1-2 2-3			G5-4-3 E 2B 1B	F8 1-3		G4-6-3 3-H 1B	2	0	1	0	1	0	2
Tom Browning, L (7, PR) OBP: 0.205, SLG: 0.205											0	1	0	0	0	0	0
Carl Willis, L (7, 1)											0	0	0	0	0	0	0
Tony Perez, R (8, PH) OBP: 0.349, SLG: 0.292		G6-4-3 1-2 BB									2	0	1	1	0	0	1
(8, 3)																	
Dave Concepcion, R (1, 6) OBP: 0.311, SLG: 0.337		F9 2-3		BB			E6 G5-4-3 1-2		HR 1B	G4-6-3 1-2f	4	1	1	0	1	0	4
Buddy Bell, R (1, 5) OBP: 0.312, SLG: 0.351		G6-4-3 1-2f		K			G5-4-3 1-2f 2-3		HR 1-H		4	1	1	2	0	1	7
Ron Oester, S (1, 4) OBP: 0.310, SLG: 0.352		F7			4-3		2B 3-H		F7		4	0	1	1	0	0	0
John Denny, R (1, 1) OBP: 0.211, SLG: 0.189		F9			K		F9		1B		2	0	0	0	0	1	0
Kal Daniels, L (7, PH) OBP: 0.397, SLG: 0.536											1	0	0	0	0	0	2
Sal Butera, R (7, 2) OBP: 0.393, SLG: 0.341											1	0	1	0	0	0	0
Inning Stats	R: 0 E: 0 K: 2 S: 7 H: 0 LOB: 0 BB: 0 P: 7	R: 0 E: 0 K: 0 S: 3 H: 1 LOB: 1 BB: 1 P: 7	R: 0 E: 0 K: 0 S: 3 H: 0 LOB: 0 BB: 0 P: 3	R: 0 E: 0 K: 2 S: 9 H: 2 LOB: 3 BB: 1 P: 13	R: 0 E: 0 K: 1 S: 5 H: 0 LOB: 0 BB: 0 P: 5	R: 0 E: 0 K: 1 S: 5 H: 0 LOB: 0 BB: 0 P: 5	R: 1 E: 1 K: 0 S: 5 H: 2 LOB: 2 BB: 0 P: 5	R: 1 E: 0 K: 0 S: 5 H: 2 LOB: 1 BB: 0 P: 5	R: 2 E: 0 K: 1 S: 8 H: 3 LOB: 1 BB: 0 P: 8	R: 1 E: 0 K: 0 S: 4 H: 2 LOB: 0 BB: 0 P: 4	1B: 8 2B: 2 3B: 0 HR: 2 SF: 0 SAC: 0 DP: 3 HBP: 0						

PITCHER		IP	WLS	BF	H	R	ER	SO	BB	IBB	HBP	BLK	WP	HR	S	P	ERA	WHIP
Ron Darling, R ERA: 3.06	(1, 1)	7.0		28	6	2	1	6	2	0	0	0	0	1	38	46	1.29	1.143
Jesse Orosco, L ERA: 3.43	(8, 1)	2.0		10	4	2	2	1	0	0	0	0	0	1	12	12	9.00	2.000
Roger McDowell, R ERA: 2.22	(10, 1)	1.0	L	4	2	1	1	0	0	0	0	0	0	0	4	4	9.00	2.000

PITCHER	IP	WLS	BF	H	R	ER	SO	BB	IBB	HBP	BLK	WP	HR	S	P	ERA	WHIP

TOP

Cincinnati Reds @ New York Mets

Shea Stadium, Flushing, NY

Tue Jul 08 1986, 7:05 PM EDT

Att. 35,803 - Unknown

livebaseballscorecards.com

AB	40
R	5
H	12
RBI	5
BB	2
SO	7
LOB	21

REDS

PA: 42

WP: 0 PB: 0 SB: 3 CS: 0

Cincinnati Reds @ New York Mets

Shea Stadium, Flushing, NY

Tue Jul 08 1986, 7:05 PM EDT

Att. 35,803 - Unknown

BOTTOM

livebaseballscorecards.com

Batter	1	2	3	4	5	6	7	8	9	10	AB	R	H	RBI	BB	SO	LOB
Lenny Dykstra, L (1, 8) OBP: 0.407, SLG: 0.485	4-3			6-3		SH1-4 PB FC4-2 1B		HR		F3	4	1	2	1	0	0	0
Mookie Wilson, S (10, PH) OBP: 0.331, SLG: 0.456											1	0	0	0	0	0	0
Wally Backman, S (1, 4) OBP: 0.389, SLG: 0.408	F8			1-3		SH1-4 1-3		1-3		BB	3	0	0	0	0	0	0
Kevin Mitchell, R (10, PH) OBP: 0.425, SLG: 0.587											0	0	0	0	1	0	0
Keith Hernandez, L (1, 3) OBP: 0.372, SLG: 0.401	F8			F8		FC4-2 E 3-H		F8		F8	5	1	0	0	0	0	2
Darryl Strawberry, L (1, 9) OBP: 0.398, SLG: 0.556		F8			1B FC4-6 BB	E9 1-H		BB		K	3	2	1	0	2	1	1
Gary Carter, R (1, 2) OBP: 0.328, SLG: 0.418		6-3			F7	1B		1-2 BB			3	0	1	0	1	0	1
Danny Heep, L (1, 7) OBP: 0.400, SLG: 0.429		F7			FC4-6 1-3 1B	4-3		K			4	0	1	0	0	1	3
Howard Johnson, S (1, 5) OBP: 0.358, SLG: 0.477			K		FC4-6 1B 1-2f 3-H		F8		5-3		4	0	0	1	0	1	1
Rafael Santana, R (1, 6) OBP: 0.238, SLG: 0.193			L1		1-3		L5		K		4	0	1	0	0	1	0
Ron Darling, R (1, 1) OBP: 0.128, SLG: 0.089			6-3		K		F8		F9		3	0	0	0	0	1	2
Jesse Orosco, R (8, 1)											0	0	0	0	0	0	0
George Foster, R (9, PH) OBP: 0.318, SLG: 0.490											1	0	0	0	0	0	0
Roger McDowell, R (10, 1) OBP: 0.400, SLG: 0.333											0	0	0	0	0	0	0
Inning Stats	R: 0 H: 0 E: 0 LOB: 0 K: 0 BB: 0 S: 3 P: 3	R: 0 H: 0 E: 0 LOB: 0 K: 0 BB: 0 S: 3 P: 3	R: 0 H: 0 E: 0 LOB: 0 K: 1 BB: 0 S: 5 P: 5	R: 0 H: 0 E: 0 LOB: 0 K: 0 BB: 0 S: 3 P: 3	R: 1 H: 2 E: 0 LOB: 2 K: 1 BB: 1 S: 7 P: 11	R: 2 H: 3 E: 1 LOB: 1 K: 0 BB: 0 S: 6 P: 6	R: 0 H: 0 E: 0 LOB: 0 K: 0 BB: 0 S: 3 P: 3	R: 1 H: 1 E: 0 LOB: 2 K: 1 BB: 2 S: 6 P: 14	R: 0 H: 0 E: 0 LOB: 0 K: 1 BB: 1 S: 5 P: 5	R: 0 H: 0 E: 0 LOB: 1 K: 1 BB: 1 S: 5 P: 9	1B: 5 SF: 0 2B: 0 SAC: 1 3B: 0 DP: 0 HR: 1 HBP: 0						

AB	35
R	4
H	6
RBI	2
BB	4
SO	5
LOB	10

WP: 0 PA: 40
PB: 1
SB: 0
CS: 0

PITCHER		IP	WLS	BF	H	R	ER	SO	BB	IBB	HBP	BLK	WP	HR	S	P	ERA	WHIP
John Denny, R ERA: 4.47	(1, 1)	6.0		24	5	3	2	2	1	0	0	0	0	0	27	31	3.00	1.000
Carl Willis, R ERA: 1.74	(7, 1)	1.0		3	0	0	0	0	0	0	0	0	0	0	3	3	0.00	0.000
Ted Power, R ERA: 5.84	(8, 1)	1.0		6	1	1	1	1	2	0	0	0	0	1	6	14	9.00	3.000
John Franco, L ERA: 2.31	(9, 1)	2.0	W	7	0	0	0	2	1	0	0	0	0	0	10	14	0.00	0.500

PITCHER	IP	WLS	BF	H	R	ER	SO	BB	IBB	HBP	BLK	WP	HR	S	P	ERA	WHIP

Cincinnati Reds @ New York Mets

Shea Stadium, Flushing, NY

Wed Jul 09 1986, 3:33 AM EDT

Att. 38,079 - Unknown

livebaseballscorecards.com

Batter	1	2	3	4	5	6	7	8	9	AB	R	H	RBI	BB	SO	LOB
Eddie Milner, L (1, 8) OBP: 0.296, SLG: 0.395	4-3	K		F7	1B		4-3		2B	6	0	2	1	0	1	1
Pete Rose, S (1, 3) Tracy Jones, R (7, 3) OBP: 0.307, SLG: 0.263 OBP: 0.406, SLG: 0.453	3-1	6-3		1B	L7			6-3		4 1	0 0	1 0	0 0	0 0	0 0	2 0
Dave Parker, L (1, 9) Max Venable, L (6, 7) OBP: 0.344, SLG: 0.484 OBP: 0.291, SLG: 0.338	1B 2B 1B	F7		K		4-3		L9 1B 2B		4 1	1 1	1 1	0 0	0 0	1 0	2 0
Eric Davis, R (1, 7) (6, 9) OBP: 0.377, SLG: 0.511	2B 1B 1B	S 1B 1B			F8	PB 1B SF9 1B		L9		5	3	3	0	0	0	1
Wade Rowdon, R (1, 5) OBP: 0.366, SLG: 0.459	1B 2B	L7-4 BLK 1B			1B HR 1B	SF9 PB 1B		1B		5	2	5	3	0	0	0
Dave Concepcion, R (1, 6) OBP: 0.313, SLG: 0.340	E 1B	L8			HR 1B	SF9		4-3		4	2	2	3	0	0	2
Sal Butera, R (1, 2) OBP: 0.377, SLG: 0.388	E7 WP	L7-4			HR	F4			6-3	5	1	1	3	0	0	2
Ron Oester, S (1, 4) OBP: 0.312, SLG: 0.348	IBB			BB	F8		L6		L4	3	0	0	0	2	0	0
Tom Browning, L (1, 1) Kal Daniels, L (9, PH) Carl Willis, L (9, 1) OBP: 0.209, SLG: 0.190 OBP: 0.406, SLG: 0.544	K			B1	BB		5-3		2B 1B	3 1 0	0 1 0	0 1 0	0 1 0	1 0 0	1 0 0	3 0 0

TOP	AB	R	H	RBI	BB	SO	LOB
	42	11	17	10	3	3	13

Inning Stats	1	2	3	4	5	6	7	8	9
	R: 4 E: 1 K: 1 S: 10	H: 4 LOB: 2 BB: 1 P: 14	R: 0 E: 0 K: 1 S: 5	H: 0 LOB: 0 BB: 0 P: 5	R: 1 E: 0 K: 0 S: 4	H: 2 LOB: 0 BB: 0 P: 4	R: 0 E: 0 K: 1 S: 6	H: 1 LOB: 2 BB: 1 P: 10	R: 3 E: 0 K: 0 S: 7	H: 4 LOB: 2 BB: 1 P: 11	R: 1 E: 0 K: 0 S: 5	H: 2 LOB: 1 BB: 0 P: 5	R: 0 E: 0 K: 0 S: 3	H: 0 LOB: 0 BB: 0 P: 3	R: 1 E: 0 K: 0 S: 5	H: 2 LOB: 1 BB: 0 P: 5	R: 1 E: 0 K: 0 S: 4	H: 2 LOB: 1 BB: 0 P: 4

1B: 13	SF: 1	WP: 1	PA: 46
2B: 4	SAC: 0	PB: 1	
3B: 0	DP: 1	SB: 2	
HR: 1	HBP: 0	CS: 0	

PITCHER		IP	WLS	BF	H	R	ER	SO	BB	IBB	HBP	BLK	WP	HR	S	P	ERA	WHIP
Dwight Gooden, R ERA: 2.77	(1, 1)	4.0	L	21	7	5	4	3	1	1	0	1	1	0	25	33	9.00	2.000
Bruce Berenyi, R ERA: 6.35	(5, 1)	1.0		8	4	3	3	0	1	0	0	0	0	1	7	11	27.00	5.000
Randy Niemann, L ERA: 4.24	(6, 1)	2.0		8	2	1	0	0	0	0	0	0	0	0	8	8	0.00	1.000
Doug Sisk, R ERA: 2.52	(8, 1)	2.0		9	4	2	2	0	0	0	0	0	0	0	9	9	9.00	2.000

PITCHER	IP	WLS	BF	H	R	ER	SO	BB	IBB	HBP	BLK	WP	HR	S	P	ERA	WHIP

Cincinnati Reds @ New York Mets

Shea Stadium, Flushing, NY

Wed Jul 09 1986, 3:33 AM EDT

Att. 38,079 - Unknown

BOTTOM

Batter	1	2	3	4	5	6	7	8	9	AB	R	H	RBI	BB	SO	LOB
Mookie Wilson, S (1, 8) OBP: 0.330, SLG: 0.451	K			K		G1-6-3 1B		L9		4	0	1	0	0	2	1
Tim Teufel, R (1, 4) OBP: 0.293, SLG: 0.352	B2			FC6-4 1B		G1-6-3 1-2f		E6 1-2		4	0	1	0	0	0	2
Keith Hernandez, L (1, 3) OBP: 0.370, SLG: 0.398	F8			K		F4		F8		2	0	0	0	0	1	1
Rafael Santana, R (6, 6) OBP: 0.236, SLG: 0.191										2	0	0	0	0	0	2
Kevin Mitchell, R (1, 6) OBP: 0.414, SLG: 0.570 (6, 9)		K		FC6-4 1-2f			F7		4-3	4	0	0	0	0	1	1
Darryl Strawberry, L (1, 9) OBP: 0.399, SLG: 0.560		F7			F8 SF9 2B		E5		F8	2	1	1	0	0	0	0
Randy Niemann, L (6, 1) OBP: 0.400, SLG: 0.250										0	0	0	0	0	0	0
Rick Aguilera, R (7, PH) OBP: 0.222, SLG: 0.529										1	0	0	0	0	0	0
Doug Sisk, R (8, 1)										0	0	0	0	0	0	0
Danny Heep, L (9, PH) OBP: 0.397, SLG: 0.425										1	0	0	0	0	0	0
George Foster, R (1, 7) OBP: 0.312, SLG: 0.480		K			F8 2-3		F4		F8	4	0	0	0	0	1	2
Ray Knight, R (1, 5) OBP: 0.343, SLG: 0.459 (6, 3)			L7		SF9 3-H		F8			2	0	0	1	0	0	1
Ed Hearn, R (1, 2) OBP: 0.383, SLG: 0.595			F9		1B			E 1B		3	0	2	0	0	0	0
Dwight Gooden, R (1, 1) OBP: 0.130, SLG: 0.136			F9		K			K		1	0	0	0	0	0	0
Bruce Berenyi, R (5, 1)										0	0	0	0	0	0	0
Howard Johnson, S (5, PH) OBP: 0.352, SLG: 0.468 (6, 5)										2	0	0	0	0	2	2
Inning Stats	R: 0 E: 0 K: 1 S: 5 H: 0 LOB: 0 BB: 0 P: 5	R: 0 E: 0 K: 2 S: 7 H: 0 LOB: 0 BB: 0 P: 7	R: 0 E: 0 K: 0 S: 3 H: 0 LOB: 0 BB: 0 P: 3	R: 0 E: 0 K: 2 S: 8 H: 1 LOB: 1 BB: 0 P: 8	R: 1 E: 0 K: 1 S: 7 H: 2 LOB: 1 BB: 0 P: 7	R: 0 E: 0 K: 0 S: 3 H: 1 LOB: 0 BB: 0 P: 3	R: 0 E: 1 K: 0 S: 4 H: 0 LOB: 1 BB: 0 P: 4	R: 0 E: 1 K: 1 S: 7 H: 1 LOB: 2 BB: 0 P: 7	R: 0 E: 0 K: 0 S: 3 H: 0 LOB: 0 BB: 0 P: 3	1B: 4 2B: 1 3B: 0 HR: 0	SF: 1 SAC: 0 DP: 1 HBP: 0						

livebaseballscorecards.com

AB	32
R	1
H	5
RBI	1
BB	0
SO	7
LOB	12

WP: 0 PB: 0 SB: 0 CS: 0 PA: 33

PITCHER		IP	WLS	BF	H	R	ER	SO	BB	IBB	HBP	BLK	WP	HR	S	P	ERA	WHIP
Tom Browning, L ERA: 4.0	(1, 1)	8.0	W	30	5	1	1	7	0	0	0	0	0	0	44	44	1.12	0.625
Carl Willis, R ERA: 1.59	(9, 1)	1.0		3	0	0	0	0	0	0	0	0	0	0	3	3	0.00	0.000

PITCHER	IP	WLS	BF	H	R	ER	SO	BB	IBB	HBP	BLK	WP	HR	S	P	ERA	WHIP

Batter	1	2	3	4	5	6	7	8	9	AB	R	H	RBI	BB	SO	LOB
Andres Thomas, R (1, 6) OBP: 0.327, SLG: 0.486	F7		F9			F8		K		4	0	0	0	0	1	1
Ken Griffey, L (1, 7) OBP: 0.340, SLG: 0.457	F6		FC6-4 1-2f			K		F4		4	0	0	0	0	1	1
Dale Murphy, R (1, 8) OBP: 0.375, SLG: 0.478	2B			CS 1B		E 1B BB		1B		3	1	3	0	1	0	0
Bob Horner, R (1, 3) OBP: 0.346, SLG: 0.498	K			F8		E5 1B 1-2		F7		4	0	0	0	0	1	4
Terry Harper, R (1, 9) OBP: 0.307, SLG: 0.359		CS 1B		1-2 1B		1-2 2-H 1B			FC6-4 1B	4	0	4	1	0	0	0
Rafael Ramirez, R (1, 5) OBP: 0.267, SLG: 0.331		K		K		F9			FC6-4 1-2f	4	0	0	0	0	2	5
Ken Oberkfell, L (1, 4) OBP: 0.387, SLG: 0.405		F3 1-2			F9		L8		F9	4	0	0	0	0	0	2
Bruce Benedict, R (1, 2) OBP: 0.375, SLG: 0.422			F8		F2		F3		L5	4	0	0	0	0	0	1
Zane Smith, L (1, 1) OBP: 0.128, SLG: 0.089			FC6-4 BB		K		F5			1	0	0	0	1	1	0
Jim Acker, R (5, 1)										0	0	0	0	0	0	0
Bill Sample, R (7, PH) OBP: 0.297, SLG: 0.381										1	0	0	0	0	0	0
Paul Assenmacher, L (7, 1)										0	0	0	0	0	0	0
Inning Stats	R: 0 E: 0 K: 1 S: 6 H: 1 LOB: 1 BB: 0 P: 6	R: 0 E: 0 K: 1 S: 5 H: 1 LOB: 0 BB: 0 P: 5	R: 0 E: 0 K: 0 S: 3 H: 0 LOB: 1 BB: 1 P: 7	R: 0 E: 0 K: 1 S: 6 H: 2 LOB: 1 BB: 0 P: 6	R: 0 E: 0 K: 1 S: 5 H: 0 LOB: 0 BB: 0 P: 5	R: 1 E: 1 K: 1 S: 7 H: 1 LOB: 2 BB: 1 P: 11	R: 0 E: 0 K: 0 S: 3 H: 0 LOB: 0 BB: 0 P: 3	R: 0 E: 0 K: 1 S: 6 H: 1 LOB: 1 BB: 0 P: 6	R: 0 E: 0 K: 0 S: 4 H: 1 LOB: 1 BB: 0 P: 4	1B: 6 2B: 1 3B: 0 HR: 0 SF: 0 SAC: 0 DP: 0 HBP: 0						

PITCHER	IP	WLS	BF	H	R	ER	SO	BB	IBB	HBP	BLK	WP	HR	S	P	ERA	WHIP
Bob Ojeda, L (1, 1) ERA: 2.24	9.0	W	35	7	1	0	6	2	0	0	0	0	0	45	53	0.00	1.000

PITCHER	IP	WLS	BF	H	R	ER	SO	BB	IBB	HBP	BLK	WP	HR	S	P	ERA	WHIP

TOP

Atlanta Braves @ New York Mets

Shea Stadium, Flushing, NY

Thu Jul 10 1986, 7:05 PM EDT

Att. 34,836 - Unknown

livebaseballscorecards.com

AB	33
R	1
H	7
RBI	1
BB	2
SO	6
LOB	14

WP: 0 PB: 0 SB: 0 CS: 2 PA: 35

Atlanta Braves @ New York Mets

Shea Stadium, Flushing, NY

Thu Jul 10 1986, 7:05 PM EDT

Att. 34,836 - Unknown

BOTTOM

livebaseballscorecards.com

Batter	1	2	3	4	5	6	7	8	9	AB	R	H	RBI	BB	SO	LOB
Mookie Wilson, S (1, 8) OBP: 0.328, SLG: 0.446	3-1		BB 1B 2-H		6-3	G3 1-2				4	0	1	1	0	0	1
Tim Teufel, R (1, 4) OBP: 0.292, SLG: 0.345	K		6-3		2B BB	6-3				3	1	0	0	1	1	2
Keith Hernandez, L (1, 3) OBP: 0.372, SLG: 0.401	K		BB		2B 1-3		4-3			3	1	1	0	1	1	0
Gary Carter, R (1, 2) OBP: 0.337, SLG: 0.431		HR	BB 1-2 2-3		2B IBB		1B BB			1	2	1	1	3	0	0
Darryl Strawberry, L (1, 9) OBP: 0.397, SLG: 0.555		3-1	K		K		6-3 1-2			4	0	1	0	0	2	6
George Foster, R (1, 7) OBP: 0.311, SLG: 0.480		F8	6-3		2B 1-H 2-H 3-H		6-3 1-2f			4	0	1	3	0	0	2
Ray Knight, R (1, 5) OBP: 0.338, SLG: 0.452		F8	F2		5-3			G3		4	0	0	0	0	0	1
Rafael Santana, R (1, 6) OBP: 0.241, SLG: 0.193			SH1-4 1B BB	FC5-3 1B		5-3		3-1		3	1	1	0	1	0	0
Bob Ojeda, L (1, 1) OBP: 0.098, SLG: 0.098			SH1-4 1-2	FC5-3 1-2f		G3 1B		4-3		3	0	1	0	0	0	1
Inning Stats	R: 0 H: 0 E: 0 LOB: 0 K: 2 BB: 0 S: 7 P: 7	R: 1 H: 1 E: 0 LOB: 0 K: 0 BB: 0 S: 4 P: 4	R: 1 H: 1 E: 0 LOB: 3 K: 1 BB: 3 S: 6 P: 18	R: 0 H: 1 E: 0 LOB: 1 K: 0 BB: 0 S: 4 P: 4	R: 3 H: 2 E: 0 LOB: 1 K: 1 BB: 2 S: 7 P: 15	R: 0 H: 1 E: 0 LOB: 1 K: 0 BB: 1 S: 4 P: 4	R: 0 H: 1 E: 0 LOB: 1 K: 0 BB: 0 S: 3 P: 4	R: 0 H: 0 E: 0 LOB: 0 K: 0 BB: 0 S: 3 P: 3		1B: 4 SF: 0 2B: 3 SAC: 1 3B: 0 DP: 1 HR: 1 HBP: 0						

	AB	29
	R	5
	H	7
	RBI	5
	BB	6
	SO	4
	LOB	13

WP: 0 PB: 0 SB: 0 CS: 0 PA: 36

PITCHER		IP	WLS	BF	H	R	ER	SO	BB	IBB	HBP	BLK	WP	HR	S	P	ERA	WHIP
Zane Smith, L ERA: 3.49	(1, 1)	4.2	L	24	5	5	5	4	4	1	0	0	0	1	27	47	9.64	1.929
Jim Acker, R ERA: 4.12	(5, 1)	1.1		5	1	0	0	0	0	0	0	0	0	0	5	5	0.00	0.750
Paul Assenmacher, L ERA: 2.18	(7, 1)	2.0		7	1	0	0	0	1	0	0	0	0	0	6	10	0.00	1.000

PITCHER		IP	WLS	BF	H	R	ER	SO	BB	IBB	HBP	BLK	WP	HR	S	P	ERA	WHIP

Batter	1	2	3	4	5	6	7	8	9	AB	R	H	RBI	BB	SO	LOB
Andres Thomas, R (1, 6) OBP: 0.325, SLG: 0.486	F9		F8 2B		K			F8		4	0	1	0	0	1	2
Ken Griffey, L (1, 7) OBP: 0.339, SLG: 0.454	BB		F8 2-3			F6		1-2 HBP		2	0	0	0	1	0	1
Ted Simmons, S (7, 5) OBP: 0.338, SLG: 0.397										0	0	0	0	0	0	0
Dale Murphy, R (1, 8) OBP: 0.372, SLG: 0.473	K 1-2		6-3			K		4-3		3	0	0	0	0	2	2
Omar Moreno, L (6, 8) OBP: 0.299, SLG: 0.389										1	0	0	0	0	0	2
Bob Horner, R (1, 3) OBP: 0.343, SLG: 0.493	K			F8		K			F2	3	0	0	0	0	2	1
Chris Chambliss, L (6, 3) OBP: 0.438, SLG: 0.474										1	0	0	0	0	0	0
Terry Harper, R (1, 9) OBP: 0.306, SLG: 0.357		1B		4-3			F9		6-3	4	0	1	0	0	0	0
Rafael Ramirez, R (1, 5) OBP: 0.264, SLG: 0.327		K		F3			L7		F7	4	0	0	0	0	1	1
(7, 7)																
Ozzie Virgil, R (1, 2) OBP: 0.337, SLG: 0.394		F3			F3		F7			3	0	0	0	0	0	1
Ken Oberkfell, L (1, 4) OBP: 0.390, SLG: 0.404		K			BB			FC4-6 BB		1	0	0	0	2	1	1
David Palmer, R (1, 1) OBP: 0.146, SLG: 0.225										0	0	0	0	0	0	0
Craig McMurtry, R (2, 1) OBP: 0.176, SLG: 0.125			K		K			FC4-6 HBP 1-2f		2	0	0	0	0	2	1
Bill Sample, R (8, PH) OBP: 0.295, SLG: 0.378										1	0	0	0	0	0	1
Ed Olwine, R (8, 1)										0	0	0	0	0	0	0
Inning Stats	R: 0 E: 0 K: 2 S: 7 H: 0 LOB: 1 BB: 1 P: 11	R: 0 E: 0 K: 2 S: 8 H: 1 LOB: 1 BB: 0 P: 8	R: 0 E: 0 K: 1 S: 6 H: 1 LOB: 1 BB: 0 P: 6	R: 0 E: 0 K: 0 S: 3 H: 0 LOB: 0 BB: 0 P: 3	R: 0 E: 0 K: 2 S: 7 H: 0 LOB: 1 BB: 1 P: 11	R: 0 E: 0 K: 2 S: 7 H: 0 LOB: 0 BB: 0 P: 7	R: 0 E: 0 K: 0 S: 3 H: 0 LOB: 0 BB: 0 P: 3	R: 0 E: 0 K: 0 S: 3 H: 0 LOB: 2 BB: 1 P: 8	R: 0 E: 0 K: 0 S: 3 H: 0 LOB: 0 BB: 0 P: 3	1B: 1 2B: 1 3B: 0 HR: 0 SF: 0 SAC: 0 DP: 0 HBP: 1						

TOP

Atlanta Braves @ New York Mets

Shea Stadium, Flushing, NY

Fri Jul 11 1986, 7:05 PM EDT

Att. 39,924 - Unknown

livebaseballscorecards.com

AB	29
R	0
H	2
RBI	0
BB	3
SO	9
LOB	13

WP: 0 PB: 0 SB: 1 CS: 0 PA: 33

PITCHER		IP	WLS	BF	H	R	ER	SO	BB	IBB	HBP	BLK	WP	HR	S	P	ERA	WHIP
Sid Fernandez, L ERA: 2.67	(1, 1)	9.0	W	33	2	0	0	9	3	0	1	0	0	0	47	60	0.00	0.556

PITCHER		IP	WLS	BF	H	R	ER	SO	BB	IBB	HBP	BLK	WP	HR	S	P	ERA	WHIP

Atlanta Braves @ New York Mets

Shea Stadium, Flushing, NY

Fri Jul 11 1986, 7:05 PM EDT

Att. 39,924 - Unknown

BOTTOM

Batter	1	2	3	4	5	6	7	8	9	AB	R	H	RBI	BB	SO	LOB
Lenny Dykstra, L (1, 8) OBP: 0.411, SLG: 0.495	BBB 4-0 4-3 1B HR BB	SSS 0-3 ② K	x 0-0 4-3 2-H 3-H 2B		x 0-0 2B		SSS 0-3 ① K			4	1	2	2	1	2	2
Wally Backman, S (1, 4) OBP: 0.390, SLG: 0.408	x 0-0 4-3 1-2 HR 1B	x 0-0 WP 1-3 HR 1B	x 0-0 ② 4-3 2-3		x 0-0 ① 5-3		x 0-0 ② F7			5	2	2	0	0	0	3
Keith Hernandez, L (1, 3) OBP: 0.376, SLG: 0.399 Ed Hearn, R (6, 2) OBP: 0.375, SLG: 0.581	x 0-0 ① 4-3 1-2 2-3	BBBB 4-0 1-2 HR BB	BBBB 4-0 BB		BBBB 4-0 G6-4-3 BB		SSS 0-3 ③ K			1 1	1 0	0 0	0 0	3 0	0 1	2 1
Gary Carter, R (1, 2) OBP: 0.338, SLG: 0.453 (6, 3)	x 0-0 2-H 3-H HR	x 0-0 1-H 2-H 3-H HR	x 0-0 ③ F8		x 0-0 ② ③ G6-4-3 1-2f			SSS 0-3 ① K		5	2	2	7	0	1	4
Darryl Strawberry, L (1, 9) OBP: 0.395, SLG: 0.548 Mookie Wilson, S (8, 9) OBP: 0.331, SLG: 0.450	H 1-0 S HBP	SSS 0-3 ③ K		x 0-0 E6 E 1B		x 0-0 ① 4-3		x 0-0 WP 1B		3 1	1 0	0 1	0 0	0 0	1 0	0 0
George Foster, R (1, 7) OBP: 0.304, SLG: 0.469	x 0-0 ② F8		x 0-0 ① F4	x 0-0 E5 G4-3 1B 1-2		x 0-0 ② F8		x 0-0 ② F6		5	0	0	0	0	0	3
Ray Knight, R (1, 5) OBP: 0.346, SLG: 0.462	x 0-0 ③ 5-3 1-2		x 0-0 2B 3B	x 0-0 G4-3 1-2 2-H 1B		BBBB 4-0 BB		BBBB 4-0 1-2 BB		3	1	2	1	2	0	1
Kevin Mitchell, R (1, 6) OBP: 0.407, SLG: 0.555		x 0-0 ① 6-3	BBBB 4-0 2B 2B BB	x 0-0 ① ② G4-3 1-2f 2-3		x 0-0 ③ L6		SSS 0-3 ③ K		4	1	0	0	1	1	5
Sid Fernandez, L (1, 1) OBP: 0.238, SLG: 0.250		x 0-0 1B HR 1B	x 0-0 1-3 3-H 2B 2B	x 0-0 ③ G3			x 0-0 2B			4	2	3	1	0	0	1
Inning Stats	R: 3 E: 0 K: 0 S: 5 H: 2 LOB: 1 BB: 1 P: 10	R: 4 E: 0 K: 2 S: 10 H: 3 LOB: 0 BB: 1 P: 14	R: 3 E: 0 K: 0 S: 6 H: 3 LOB: 2 BB: 2 P: 14	R: 1 E: 2 K: 0 S: 5 H: 1 LOB: 1 BB: 0 P: 5	R: 0 E: 0 K: 0 S: 3 H: 1 LOB: 1 BB: 1 P: 7	R: 0 E: 0 K: 0 S: 3 H: 0 LOB: 1 BB: 1 P: 7	R: 0 E: 0 K: 2 S: 8 H: 1 LOB: 1 BB: 0 P: 8	R: 0 E: 0 K: 2 S: 8 H: 1 LOB: 2 BB: 1 P: 12		1B: 5 2B: 4 3B: 1 HR: 2 SF: 0 SAC: 0 DP: 2 HBP: 1					WP: 2 PB: 0 SB: 1 CS: 0 PA: 44	

livebaseballscorecards.com

	AB	36
	R	11
	H	12
	RBI	11
	BB	7
	SO	6
	LOB	22

PITCHER		IP	WLS	BF	H	R	ER	SO	BB	IBB	HBP	BLK	WP	HR	S	P	ERA	WHIP
David Palmer, R ERA: 3.62	(1, 1)	1.2	L	13	5	7	7	1	2	0	1	0	1	2	12	21	37.80	4.200
Craig McMurtry, R ERA: 4.57	(2, 1)	5.1		26	6	4	3	3	4	0	0	0	0	0	28	44	5.06	1.875
Ed Olwine, L ERA: 2.45	(8, 1)	1.0		5	1	0	0	2	1	0	0	0	1	0	8	12	0.00	2.000

PITCHER	IP	WLS	BF	H	R	ER	SO	BB	IBB	HBP	BLK	WP	HR	S	P	ERA	WHIP

Batter	1	2	3	4	5	6	7	8	9	AB	R	H	RBI	BB	SO	LOB
Andres Thomas, R (1, 6) OBP: 0.321, SLG: 0.477	SSS 0-3 ① K		SSS 0-3 ① K		x 0-0 ③ 4-3		x 0-0 E8 2-H 1B		x 0-0 ③ 4-3	5	0	1	1	0	2	1
Ken Oberkfell, L (1, 5) OBP: 0.388, SLG: 0.401	x 0-0 F8 BB 1B		x 0-0 ② 3-1			x 0-0 ① F7	x 0-0 ③ 6-3			4	0	1	0	0	0	1
Dale Murphy, R (1, 8) OBP: 0.373, SLG: 0.470	BBBB 4-0 FC3-6 1-2 BB		BBBB 4-0 BB			x 0-0 E6 E		x 0-0 ① 1-3		2	0	0	0	2	0	0
Bob Horner, R (1, 3) OBP: 0.339, SLG: 0.487	x 0-0 ② F8 2-3		x 0-0 ③ F4			x 0-0 E5 1-2		x 0-0 ② F8		4	0	0	0	0	0	4
Ken Griffey, L (1, 7) OBP: 0.342, SLG: 0.455	x 0-0 ③ FC3-6 1-2f			x 0-0 G6-4-3 1B		x 0-0 ② F8		x 0-0 1B		4	0	2	0	0	0	4
Terry Harper, R (1, 9) OBP: 0.300, SLG: 0.349		SSS 0-3 ① K		x 0-0 ①② G6-4-3 1-2f		x 0-0 ③ 5-3		x 0-0 ③ F6		4	0	0	0	0	1	4
Ozzie Virgil, R (1, 2) OBP: 0.332, SLG: 0.387		SSS 0-3 ② K		x 0-0 ③ L8			x 0-0 ① 4-3		x 0-0 ① F7	4	0	0	0	0	1	0
Glenn Hubbard, R (1, 4) OBP: 0.363, SLG: 0.335		x 0-0 1B			x 0-0 ① 5-3		x 0-0 WP E 1B		x 0-0 ② F8	4	1	2	0	0	0	0
Rick Mahler, R (1, 1) OBP: 0.226, SLG: 0.222 Jeff Dedmon, L (3, 1) OBP: 0.222, SLG: 0.222 Omar Moreno, L (7, PH) OBP: 0.297, SLG: 0.387 Paul Assenmacher, L (7, 1) Jim Acker, R (7, 1) Bill Sample, R (9, PH) OBP: 0.299, SLG: 0.382		SSS 0-3 ③ K			SSS 0-3 ② K		x 0-0 ② F7 1-2		x 0-0 1B	1 1 1 0 0 1	0 0 0 0 0 0	0 0 0 0 0 1	0 0 0 0 0 0	0 0 0 0 0 0	1 1 1 0 0 0	1 0 1 0 0 0
Inning Stats	R: 0 H: 1 E: 0 LOB: 2 K: 1 BB: 1 S: 6 P: 10	R: 0 H: 1 E: 0 LOB: 1 K: 3 BB: 0 S: 10 P: 10	R: 0 H: 0 E: 0 LOB: 1 K: 1 BB: 1 S: 5 P: 9	R: 0 H: 1 E: 0 LOB: 0 K: 0 BB: 0 S: 3 P: 3	R: 0 H: 0 E: 0 LOB: 0 K: 1 BB: 0 S: 5 P: 5	R: 0 H: 0 E: 2 LOB: 2 K: 0 BB: 0 S: 5 P: 5	R: 1 H: 2 E: 1 LOB: 1 K: 0 BB: 0 S: 5 P: 5	R: 0 H: 1 E: 0 LOB: 1 K: 0 BB: 0 S: 4 P: 4	R: 0 H: 1 E: 0 LOB: 1 K: 0 BB: 0 S: 4 P: 4	1B: 7 SF: 0 2B: 0 SAC: 0 3B: 0 DP: 1 HR: 0 HBP: 0						WP: 1 PA: 37 PB: 0 SB: 0 CS: 0

Atlanta Braves @ New York Mets

Shea Stadium, Flushing, NY

Sat Jul 12 1986, 3:33 AM EDT

Att. 30,899 - Unknown

TOP

livebaseballscorecards.com

AB	35
R	1
H	7
RBI	1
BB	2
SO	6
LOB	16

PITCHER		IP	WLS	BF	H	R	ER	SO	BB	IBB	HBP	BLK	WP	HR	S	P	ERA	WHIP
Rick Aguilera, R ERA: 5.4	(1, 1)	7.0	W	29	5	1	1	6	2	0	0	0	1	0	39	47	1.29	1.000
Roger McDowell, R ERA: 2.19	(8, 1)	1.0		4	1	0	0	0	0	0	0	0	0	0	4	4	0.00	1.000
Jesse Orosco, L ERA: 3.35	(9, 1)	1.0		4	1	0	0	0	0	0	0	0	0	0	4	4	0.00	1.000

PITCHER	IP	WLS	BF	H	R	ER	SO	BB	IBB	HBP	BLK	WP	HR	S	P	ERA	WHIP

Atlanta Braves @ New York Mets

Shea Stadium, Flushing, NY

Sat Jul 12 1986, 3:33 AM EDT

Att. 30,899 - Unknown

BOTTOM

Batter	1	2	3	4	5	6	7	8	9	AB	R	H	RBI	BB	SO	LOB
Lenny Dykstra, L (1, 8) OBP: 0.419, SLG: 0.502	G4-6-3 BB 1B		E 1B	K		S 1B	3-H 1B			5	1	4	1	0	1	1
Wally Backman, S (1, 4) OBP: 0.385, SLG: 0.400	G4-6-3 BB		K	FC6-4		6-3	L5			4	0	0	0	1	1	5
Keith Hernandez, L (1, 3) OBP: 0.376, SLG: 0.406	G4-6-3		E4 3B	F7			BB 1B E 1B	L7		5	2	2	2	0	0	3
Gary Carter, R (1, 2) OBP: 0.345, SLG: 0.458	5-3		2B 1B		FC4-6 1B		BB E 1B	FC6-4 1B BB		4	2	3	0	1	0	1
Darryl Strawberry, L (1, 9) OBP: 0.401, SLG: 0.556		F8 S 1B	FC1-6 2B		K		E 1B BB	FC6-4 1B		4	1	3	1	1	1	1
Mookie Wilson, S (1, 7) OBP: 0.328, SLG: 0.443		F8	FC1-6		FC4-6 S E		E2 1B 1B	FC6-4		5	2	1	2	0	0	5
Ray Knight, R (1, 5) OBP: 0.350, SLG: 0.460		G4-6-3 BB	BB		K		4-3 1B 1B	F8		3	1	1	2	2	1	2
Rafael Santana, R (1, 6) OBP: 0.236, SLG: 0.189		G4-6-3	F6			4-3	5-3			4	0	0	0	0	0	5
Rick Aguilera, R (1, 1) OBP: 0.286, SLG: 0.526			E 1B	FC6-4 BB		B1-3	4-3			2	1	1	0	1	0	0
Danny Heep, L (7, PH) OBP: 0.394, SLG: 0.421										1	0	0	0	0	0	1
Roger McDowell, R (8, 1) OBP: 0.400, SLG: 0.333										0	0	0	0	0	0	0
Jesse Orosco, R (9, 1)										0	0	0	0	0	0	0
Inning Stats	R: 0 E: 0 K: 0 S: 3 H: 1 LOB: 1 BB: 1 P: 7	R: 0 E: 0 K: 0 S: 3 H: 1 LOB: 1 BB: 1 P: 7	R: 4 E: 1 K: 1 S: 10 H: 5 LOB: 2 BB: 1 P: 14	R: 0 E: 0 K: 1 S: 5 H: 0 LOB: 1 BB: 1 P: 9	R: 1 E: 0 K: 2 S: 8 H: 1 LOB: 0 BB: 0 P: 8	R: 0 E: 0 K: 0 S: 4 H: 1 LOB: 1 BB: 0 P: 4	R: 5 E: 1 K: 0 S: 8 H: 5 LOB: 1 BB: 1 P: 12	R: 0 E: 0 K: 0 S: 4 H: 1 LOB: 2 BB: 1 P: 8		1B: 13 2B: 1 3B: 1 HR: 0 SF: 0 SAC: 0 DP: 2 HBP: 0						

livebaseballscorecards.com

AB	37
R	10
H	15
RBI	8
BB	6
SO	4
LOB	24

WP: 0 PA: 43
PB: 0
SB: 3
CS: 0

PITCHER		IP	WLS	BF	H	R	ER	SO	BB	IBB	HBP	BLK	WP	HR	S	P	ERA	WHIP
Rick Mahler, R ERA: 4.97	(1, 1)	2.1	L	14	7	4	4	1	2	0	0	0	0	0	14	22	15.43	3.857
Jeff Dedmon, R ERA: 3.44	(3, 1)	3.2		15	2	1	0	3	2	0	0	0	0	0	19	27	0.00	1.091
Paul Assenmacher, L ERA: 3.05	(7, 1)	0.0		4	3	4	4	0	1	0	0	0	0	0	3	7	∞	∞
Jim Acker, R ERA: 4.13	(7, 1)	2.0		10	3	1	1	0	1	0	0	0	0	0	9	13	4.50	2.000

PITCHER	IP	WLS	BF	H	R	ER	SO	BB	IBB	HBP	BLK	WP	HR	S	P	ERA	WHIP

Batter	1	2	3	4	5	6	7	8	9	AB	R	H	RBI	BB	SO	LOB
Omar Moreno, L (1, 9) OBP: 0.290, SLG: 0.376	SSS 0-3 ① K		x 0-0 ② 1-3		x 0-0 ① L9		x 0-0 ① 4-3		x 0-0 ③ 1-3	5	0	0	0	0	1	0
Ken Oberkfell, L (1, 5) OBP: 0.396, SLG: 0.414	x 0-0 BB 1B		x 0-0 FC4-6 1B		x 0-0 2B		x 0-0 FC4-6 1B			4	0	4	0	0	0	0
Dale Murphy, R (1, 8) OBP: 0.372, SLG: 0.466	BBBB 4-0 1-2 FC3-6 BB		x 0-0 ③ FC4-6 1-2f		x 0-0 ② F8		x 0-0 ② FC4-6 1-2f			3	0	0	0	1	0	3
Bob Horner, R (1, 3) OBP: 0.338, SLG: 0.484	SSS 0-3 ② K			x 0-0 1B 1B	SSS 0-3 ③ K		SSS 0-3 ③ K			4	0	1	0	0	3	4
Ken Griffey, L (1, 7) OBP: 0.341, SLG: 0.451	x 0-0 ③ FC3-6 1-2f			SSS 0-3 ① K		x 0-0 S 1B 1B		x 0-0 ① 6-3		4	0	1	0	0	1	3
Andres Thomas, R (1, 6) OBP: 0.319, SLG: 0.471		x 0-0 CS 1B		x 0-0 ② F4		x 0-0 ① F8		x 0-0 ② F8		4	0	1	0	0	0	2
Bruce Benedict, R (1, 2) OBP: 0.382, SLG: 0.418		x 0-0 ①② F5 1-2		x 0-0 BB 1-3 1B	BBBB 4-0 1B 1-2 BB		x 0-0 ③ 5-3			3	0	1	0	1	0	1
Glenn Hubbard, R (1, 4) OBP: 0.365, SLG: 0.335		SSS 0-3 ③ K		BBBB 4-0 1-2 BB		x 0-0 ② 1-2 2-H 1B			x 0-0 ① 4-3	3	0	1	0	1	1	0
Doyle Alexander, R (1, 1) OBP: 0.286, SLG: 0.286 Chris Chambliss, L (9, PH) OBP: 0.431, SLG: 0.466			SSS 0-3 ① K	x 0-0 ③ F8		x 0-0 ③ F8			x 0-0 ② F7	3	0	0	0	0	1	5
										1	0	0	0	0	0	0
Inning Stats	R: 0 H: 1 E: 0 LOB: 2 K: 2 BB: 1 S: 8 P: 12	R: 0 H: 1 E: 0 LOB: 0 K: 1 BB: 0 S: 5 P: 5	R: 0 H: 1 E: 0 LOB: 1 K: 1 BB: 0 S: 6 P: 6	R: 0 H: 2 E: 0 LOB: 3 K: 1 BB: 1 S: 7 P: 11	R: 0 H: 1 E: 0 LOB: 1 K: 1 BB: 0 S: 6 P: 6	R: 0 H: 2 E: 0 LOB: 2 K: 0 BB: 1 S: 4 P: 8	R: 0 H: 1 E: 0 LOB: 1 K: 1 BB: 0 S: 6 P: 6	R: 0 H: 0 E: 0 LOB: 0 K: 0 BB: 0 S: 3 P: 3	R: 0 H: 0 E: 0 LOB: 0 K: 0 BB: 0 S: 3 P: 3	1B: 8 SF: 0 2B: 1 SAC: 0 3B: 0 DP: 0 HR: 0 HBP: 0						WP: 0 PA: 37 PB: 0 SB: 1 CS: 1	

PITCHER	IP	WLS	BF	H	R	ER	SO	BB	IBB	HBP	BLK	WP	HR	S	P	ERA	WHIP
Ron Darling, R (1, 1) ERA: 2.84	9.0	W	37	9	0	0	7	3	0	0	0	0	0	48	60	0.00	1.333

PITCHER	IP	WLS	BF	H	R	ER	SO	BB	IBB	HBP	BLK	WP	HR	S	P	ERA	WHIP

TOP

Atlanta Braves @ New York Mets

Shea Stadium, Flushing, NY

Sun Jul 13 1986, 3:33 AM EDT

Att. 41,128 - Unknown

livebaseballscorecards.com

AB	34
R	0
H	9
RBI	0
BB	3
SO	7
LOB	18

Batter	1	2	3	4	5	6	7	8	9	AB	R	H	RBI	BB	SO	LOB
Lenny Dykstra, L (1, 8) OBP: 0.423, SLG: 0.528	0-0 3-1 3B		0-3 K			0-0 HR				3	2	2	1	0	1	0
Wally Backman, S (1, 4) OBP: 0.380, SLG: 0.394	0-0 3-1 3-H		0-0 L7			0-0 F7				3	0	0	1	0	0	0
Keith Hernandez, L (1, 3) OBP: 0.373, SLG: 0.402	0-0 L9			0-0 4-3		0-0 L8				3	0	0	0	0	0	0
Gary Carter, R (1, 2) OBP: 0.345, SLG: 0.456	0-0 1B			0-0 F9			0-0 4-3			3	0	1	0	0	0	0
Darryl Strawberry, L (1, 9) OBP: 0.401, SLG: 0.553	0-3 K			0-0 4-3			0-0 CS 1B			3	0	1	0	0	1	1
George Foster, R (1, 7) OBP: 0.300, SLG: 0.462 Mookie Wilson, S (8, 7) OBP: 0.328, SLG: 0.443		0-0 L7			0-0 L9		0-3 K 1-2			3 0	0 0	0 0	0 0	0 0	1 0	1 0
Ray Knight, R (1, 5) OBP: 0.347, SLG: 0.455		0-0 L1			0-3 K			0-0 F9		3	0	0	0	0	1	0
Rafael Santana, R (1, 6) OBP: 0.233, SLG: 0.186		0-0 F9			0-3 K			0-0 L9		3	0	0	0	0	1	0
Ron Darling, R (1, 1) OBP: 0.120, SLG: 0.083			0-0 5-3			0-0 L7		0-0 G3		3	0	0	0	0	0	0
Inning Stats	R: 1 H: 2 E: 0 LOB: 1 K: 1 BB: 0 S: 7 P: 7	R: 0 H: 0 E: 0 LOB: 0 K: 0 BB: 0 S: 3 P: 3	R: 0 H: 0 E: 0 LOB: 0 K: 1 BB: 0 S: 5 P: 5	R: 0 H: 0 E: 0 LOB: 0 K: 0 BB: 0 S: 3 P: 3	R: 0 H: 0 E: 0 LOB: 0 K: 2 BB: 0 S: 7 P: 7	R: 1 H: 1 E: 0 LOB: 0 K: 0 BB: 0 S: 4 P: 4	R: 0 H: 1 E: 0 LOB: 0 K: 1 BB: 0 S: 5 P: 5	R: 0 H: 0 E: 0 LOB: 0 K: 0 BB: 0 S: 3 P: 3		1B: 2 SF: 0 2B: 0 SAC: 0 3B: 1 DP: 0 HR: 1 HBP: 0						

PITCHER	IP	WLS	BF	H	R	ER	SO	BB	IBB	HBP	BLK	WP	HR	S	P	ERA	WHIP
Doyle Alexander, R (1, 1) ERA: 4.21	8.0	L	27	4	2	2	5	0	0	0	0	0	1	37	37	2.25	0.500

PITCHER	IP	WLS	BF	H	R	ER	SO	BB	IBB	HBP	BLK	WP	HR	S	P	ERA	WHIP

Atlanta Braves @ New York Mets

Shea Stadium, Flushing, NY

Sun Jul 13 1986, 3:33 AM EDT

Att. 41,128 - Unknown

BOTTOM

livebaseballscorecards.com

AB	27
R	2
H	4
RBI	2
BB	0
SO	5
LOB	2

WP: 0 PA: 27
PB: 0
SB: 0
CS: 1

Batter	1	2	3	4	5	6	7	8	9	AB	R	H	RBI	BB	SO	LOB
Lenny Dykstra, L (1, 8) OBP: 0.420, SLG: 0.523	1-3		G3 2-3		G3		1B 1-3 2-H 3-H	SF7 3-H	FC5-4 1B 1-2 2-3 BB	4	1	1	3	1	0	1
Wally Backman, S (1, 4) OBP: 0.383, SLG: 0.397	4-3		K			4-3	E 2B 2-H 3-H 1B	SF9 BB 1-2 2-H 1B	FC5-4 1-2 2-H 3-H 1B	6	1	3	5	0	1	1
Keith Hernandez, L (1, 3) OBP: 0.374, SLG: 0.400 Kevin Mitchell, R (9, PH) OBP: 0.405, SLG: 0.551 (9, 3)	1B			G3		F8	E5 BB 2B 2-3	1-2 2-3 BB	FC5-4 1-2f 2-3	4 1	1 0	1 0	0 0	1 0	0 0	1 2
Gary Carter, R (1, 2) OBP: 0.345, SLG: 0.455 Ed Hearn, R (8, 2) OBP: 0.367, SLG: 0.568	K			1B		F9	2B BB 1-2	SF9 2-3 3-H	F7	3 1	1 0	1 0	1 0	1 0	1 0	1 2
Darryl Strawberry, L (1, 9) OBP: 0.397, SLG: 0.550		F7		K			K 2B	G3		5	0	1	3	0	2	3
Danny Heep, L (1, 7) OBP: 0.389, SLG: 0.414 Roger McDowell, R (7, 1) OBP: 0.455, SLG: 0.400 Randy Myers, L (9, 1)		K		1B 1-2			F8 5-3		E4 1B	4 1 0	0 1 0	1 1 0	0 0 0	0 0 0	1 0 0	1 0 0
Ray Knight, R (1, 5) OBP: 0.351, SLG: 0.454		K		K			BB BB 1B BB	1B SF7 BB	BB WP 2-H 1B	3	3	1	1	2	2	2
Rafael Santana, R (1, 6) OBP: 0.235, SLG: 0.189 Howard Johnson, S (7, PH) OBP: 0.359, SLG: 0.468 (7, 6)			G3 SH1-4 1B		F3		BB 1B 1-2 BB	BB 1-3 1B	K	2 2	0 2	1 1	0 1	0 1	0 1	0 1
Bob Ojeda, L (1, 1) OBP: 0.095, SLG: 0.095 Mookie Wilson, S (7, PH) OBP: 0.339, SLG: 0.443 (7, 7)			SH1-4 1-2		K		1B 1B 1-2 2-3 BB	BB 1B SF9 1-2 BB	BB 1-2 1B BB	1 0	0 3	0 0	0 0	0 3	1 0	0 0
Inning Stats	R: 0 E: 0 K: 1 S: 6 H: 1 LOB: 1 BB: 0 P: 6	R: 0 E: 0 K: 2 S: 7 H: 0 LOB: 0 BB: 0 P: 7	R: 0 E: 0 K: 1 S: 6 H: 1 LOB: 1 BB: 0 P: 6	R: 0 E: 0 K: 2 S: 9 H: 2 LOB: 2 BB: 0 P: 9	R: 0 E: 0 K: 1 S: 5 H: 0 LOB: 0 BB: 0 P: 5	R: 0 E: 0 K: 0 S: 3 H: 0 LOB: 0 BB: 0 P: 3	R: 7 E: 1 K: 1 S: 9 H: 3 LOB: 1 BB: 4 P: 25	R: 3 E: 0 K: 0 S: 5 H: 2 LOB: 2 BB: 3 P: 17	R: 3 E: 1 K: 1 S: 8 H: 3 LOB: 2 BB: 2 P: 16	1B: 11 2B: 1 3B: 0 HR: 0 SF: 2 SAC: 1 DP: 0 HBP: 0						

TOP

New York Mets @ Houston Astros

Astrodome, Houston, TX

Thu Jul 17 1986, 8:05 PM EDT

Att. 21,536 - Unknown

livebaseballscorecards.com

AB	37
R	13
H	12
RBI	13
BB	9
SO	9
LOB	15

WP: 1 PB: 0 SB: 0 CS: 0 PA: 49

PITCHER		IP	WLS	BF	H	R	ER	SO	BB	IBB	HBP	BLK	WP	HR	S	P	ERA	WHIP
Nolan Ryan, R ERA: 4.35	(1, 1)	6.2	L	28	5	4	4	8	3	0	0	0	0	0	41	53	5.40	1.200
Frank DiPino, L ERA: 4.03	(7, 1)	0.0		2	1	0	0	0	0	0	0	0	0	0	2	2	∞	∞
Charlie Kerfeld, R ERA: 2.47	(7, 1)	0.2		8	3	6	5	0	3	0	0	0	0	0	5	17	67.50	9.000
Aurelio Lopez, R ERA: 2.08	(8, 1)	0.2		3	0	0	0	0	1	0	0	0	0	0	2	6	0.00	1.500
Craig Reynolds, R ERA: 27.0	(9, 1)	1.0		8	3	3	3	1	2	0	0	0	1	0	8	16	27.00	5.000

PITCHER	IP	WLS	BF	H	R	ER	SO	BB	IBB	HBP	BLK	WP	HR	S	P	ERA	WHIP

Batter	1	2	3	4	5	6	7	8	9	AB	R	H	RBI	BB	SO	LOB
Bill Doran, S (1, 4) OBP: 0.373, SLG: 0.377	E6 6-3 1B		F3			F3		BB HBP BB 1-2		3	1	0	0	1	0	0
Billy Hatcher, R (1, 8) OBP: 0.280, SLG: 0.325	6-3 1-2		1B 2B			F9		BB HBP 1-2 2-3		3	0	1	0	0	0	1
Phil Garner, R (1, 5) OBP: 0.341, SLG: 0.451	F9		2-H 1B			K		FC5-4 BB 1-2 2-3 3-H		3	0	1	0	0	1	1
Denny Walling, L (8, PH) (9, 5) OBP: 0.378, SLG: 0.457										0	0	0	1	1	0	0
Glenn Davis, R (1, 3) OBP: 0.333, SLG: 0.523	2-H 1B			G5-4-3 1B			L4	FC5-4 1-2f		4	0	2	1	0	0	3
Kevin Bass, S (1, 9) OBP: 0.358, SLG: 0.485	F7			G5-4-3 1-2f			3-1		G5-4-3 1B	4	0	1	0	0	0	2
Jose Cruz, L (1, 7) OBP: 0.317, SLG: 0.317		K		F6			K		G5-4-3 1-2f	3	0	0	0	0	2	0
Aurelio Lopez, R (8, 1)										0	0	0	0	0	0	0
Craig Reynolds, L (9, 1) OBP: 0.276, SLG: 0.356										0	0	0	0	0	0	0
Jim Pankovits, R (9, PH) OBP: 0.327, SLG: 0.364										1	0	0	0	0	0	1
Alan Ashby, S (1, 2) OBP: 0.344, SLG: 0.349		F6			6-3			K	2B	4	0	1	0	0	1	0
Dickie Thon, R (1, 6) OBP: 0.291, SLG: 0.325		F9			F9			3-1	5-3	4	0	0	0	0	0	1
Nolan Ryan, R (1, 1) OBP: 0.176, SLG: 0.152			6-3		6-3			HBP S BB BB		2	0	0	0	0	0	0
Frank DiPino, L (7, 1) OBP: 0.250, SLG: 0.250										0	0	0	0	0	0	0
Charlie Kerfeld, R (7, 1)										0	0	0	0	0	0	0
Ty Gainey, L (8, 7) OBP: 0.389, SLG: 0.438										0	1	0	0	1	0	0
Inning Stats	R: 1 E: 1 K: 0 S: 5 H: 1 LOB: 1 BB: 0 P: 5	R: 0 E: 0 K: 1 S: 5 H: 0 LOB: 0 BB: 0 P: 5	R: 0 E: 0 K: 0 S: 4 H: 2 LOB: 2 BB: 0 P: 4	R: 0 E: 0 K: 0 S: 3 H: 1 LOB: 0 BB: 0 P: 3	R: 0 E: 0 K: 0 S: 3 H: 0 LOB: 0 BB: 0 P: 3	R: 0 E: 0 K: 1 S: 5 H: 0 LOB: 0 BB: 0 P: 5	R: 0 E: 0 K: 1 S: 5 H: 0 LOB: 0 BB: 0 P: 5	R: 1 E: 0 K: 1 S: 5 H: 0 LOB: 3 BB: 3 P: 18	R: 0 E: 0 K: 0 S: 4 H: 2 LOB: 1 BB: 0 P: 4	1B: 4 2B: 2 3B: 0 HR: 0	SF: 0 SAC: 0 DP: 2 HBP: 1						

PITCHER	IP	WLS	BF	H	R	ER	SO	BB	IBB	HBP	BLK	WP	HR	S	P	ERA	WHIP
Bob Ojeda, L (1, 1) ERA: 2.13	6.0	W	21	4	1	0	2	0	0	0	0	0	0	25	25	0.00	0.667
Roger McDowell, R (7, 1) ERA: 2.25	2.0		10	0	1	1	2	3	0	1	0	0	0	10	23	4.50	1.500
Randy Myers, L (9, 1) ERA:	1.0		4	2	0	0	0	0	0	0	0	0	0	4	4	0.00	2.000

PITCHER	IP	WLS	BF	H	R	ER	SO	BB	IBB	HBP	BLK	WP	HR	S	P	ERA	WHIP

BOTTOM

New York Mets @ Houston Astros

Astrodome, Houston, TX

Thu Jul 17 1986, 8:05 PM EDT

Att. 21,536 - Unknown

livebaseballscorecards.com

AB	31
R	2
H	6
RBI	2
BB	3
SO	4
LOB	9

WP: 0 PB: 0 SB: 1 CS: 0 PA: 35

New York Mets @ Houston Astros

Astrodome, Houston, TX

Fri Jul 18 1986, 8:05 PM EDT

Att. 22,906 - Unknown

livebaseballscorecards.com

Batter	1	2	3	4	5	6	7	8	9	AB	R	H	RBI	BB	SO	LOB
Mookie Wilson, S (1, 8) OBP: 0.337, SLG: 0.438	0-3 K		0-0 FC5-4 1B			0-0 F8		0-0 FC5-4 1-2f		4	0	1	0	0	1	1
Kevin Mitchell, R (1, 6) OBP: 0.395, SLG: 0.536	0-3 K		0-0 FC5-4 1-2f			0-0 6-3			0-0 F9	4	0	0	0	0	1	1
Keith Hernandez, L (1, 3) OBP: 0.372, SLG: 0.398	0-0 1B			0-3 K		0-0 4-3			0-0 F4	4	0	1	0	0	1	0
Gary Carter, R (1, 2) OBP: 0.341, SLG: 0.448	0-0 F9			0-0 F7			0-3 K		0-0 F4	4	0	0	0	0	1	1
Darryl Strawberry, L (1, 9) OBP: 0.394, SLG: 0.544		0-0 G3		0-3 K			0-3 K			3	0	0	0	0	2	0
George Foster, R (1, 7) OBP: 0.297, SLG: 0.456		0-3 K			0-3 K2-3		0-0 5-3			3	0	0	0	0	2	0
Ray Knight, R (1, 5) OBP: 0.351, SLG: 0.451		0-0 6-3			4-0 WP BB			0-0 6-3		2	0	0	0	1	0	0
Tim Teufel, R (1, 4) OBP: 0.287, SLG: 0.338			0-0 F6		0-0 F9			0-0 6-3		3	0	0	0	0	0	1
Ron Darling, R (1, 1) OBP: 0.115, SLG: 0.080			0-3 K		0-0 F9 1-2			0-0 FC5-4 1B		2	0	0	0	0	1	1
Wally Backman, S (8, PH) OBP: 0.386, SLG: 0.400										1	0	1	0	0	0	0
Randy Myers, L (8, 1)										0	0	0	0	0	0	0
Doug Sisk, R (8, 1)										0	0	0	0	0	0	0

Inning Stats	1	2	3	4	5	6	7	8	9		
	R: 0 H: 1	R: 0 H: 0	R: 0 H: 1	R: 0 H: 0	R: 0 H: 0	R: 0 H: 0	R: 0 H: 0	R: 0 H: 1	R: 0 H: 0	1B: 3 SF: 0	WP: 1 PA: 31
	E: 0 LOB: 1	E: 0 LOB: 0	E: 0 LOB: 1	E: 0 LOB: 0	E: 0 LOB: 1	E: 0 LOB: 0	E: 0 LOB: 0	E: 0 LOB: 1	E: 0 LOB: 0	2B: 0 SAC: 0	PB: 0
	K: 2 BB: 0	K: 1 BB: 0	K: 1 BB: 0	K: 2 BB: 0	K: 1 BB: 1	K: 0 BB: 0	K: 2 BB: 0	K: 0 BB: 0	K: 0 BB: 0	3B: 0 DP: 0	SB: 0
	S: 8 P: 8	S: 5 P: 5	S: 6 P: 6	S: 7 P: 7	S: 5 P: 9	S: 3 P: 3	S: 7 P: 7	S: 4 P: 4	S: 3 P: 3	HR: 0 HBP: 0	CS: 0

PITCHER	IP	WLS	BF	H	R	ER	SO	BB	IBB	HBP	BLK	WP	HR	S	P	ERA	WHIP
Bob Knepper, L (1, 1) ERA: 2.62	9.0	W	31	3	0	0	9	1	0	0	0	1	0	48	52	0.00	0.444

PITCHER	IP	WLS	BF	H	R	ER	SO	BB	IBB	HBP	BLK	WP	HR	S	P	ERA	WHIP

BOTTOM

Batter	1	2	3	4	5	6	7	8	9	AB	R	H	RBI	BB	SO	LOB
Bill Doran, S (1, 4) OBP: 0.369, SLG: 0.372	F8		6-3			6-3	4-3			4	0	0	0	0	0	3
Craig Reynolds, L (1, 6) OBP: 0.272, SLG: 0.349	4-3			K		K		K		3	0	0	0	0	2	0
Dickie Thon, R (8, PH) (9, 6) OBP: 0.290, SLG: 0.323										1	0	0	0	0	1	0
Denny Walling, L (1, 5) OBP: 0.376, SLG: 0.452	F7			G3			SH2-3 BB 1B 1B	F8		4	1	1	0	0	0	0
Glenn Davis, R (1, 3) OBP: 0.338, SLG: 0.527		K		2B			BB 4-0 SH2-3 1B 1-2	HBP 2B 1B		3	2	2	0	1	1	0
Kevin Bass, S (1, 9) OBP: 0.358, SLG: 0.482		K		F9			SH2-3 1-2 2-3	2B HBP 1-2		2	0	0	0	0	1	1
Jose Cruz, L (1, 7) OBP: 0.320, SLG: 0.319		1B		F6			IBB WP 1B	2B 1-3 2-H		2	0	1	0	1	0	0
Tony Walker, R (7, PR) (8, 8) OBP: 0.313, SLG: 0.392										1	0	1	1	0	0	0
Alan Ashby, S (1, 2) OBP: 0.341, SLG: 0.345		G4-1		K			WP 1-2 2-H 3-H	4-3		4	0	1	2	0	1	3
Ty Gainey, L (1, 8) (8, 7) OBP: 0.410, SLG: 0.441			CS 1B				BB 1-2 2-3			2	0	1	0	1	0	0
Bob Knepper, L (1, 1) OBP: 0.067, SLG: 0.067			F8 1-2			3-1	K			3	0	0	0	0	1	4
Inning Stats	R: 0 E: 0 K: 0 S: 3 H: 0 LOB: 0 BB: 0 P: 3	R: 0 E: 0 K: 2 S: 8 H: 1 LOB: 1 BB: 0 P: 8	R: 0 E: 0 K: 0 S: 3 H: 1 LOB: 0 BB: 0 P: 3	R: 0 E: 0 K: 1 S: 6 H: 1 LOB: 1 BB: 0 P: 6	R: 0 E: 0 K: 1 S: 5 H: 0 LOB: 0 BB: 0 P: 5	R: 0 E: 0 K: 1 S: 5 H: 0 LOB: 0 BB: 0 P: 5	R: 2 E: 0 K: 1 S: 7 H: 2 LOB: 3 BB: 3 P: 19	R: 1 E: 0 K: 1 S: 7 H: 2 LOB: 2 BB: 0 P: 8		1B: 5 2B: 2 3B: 0 HR: 0	SF: 0 SAC: 1 DP: 0 HBP: 1						

PITCHER		IP	WLS	BF	H	R	ER	SO	BB	IBB	HBP	BLK	WP	HR	S	P	ERA	WHIP
Ron Darling, R ERA: 2.82	(1, 1)	7.0	L	28	5	2	2	6	2	1	0	0	1	0	37	49	2.57	1.000
Randy Myers, L ERA: 5.4	(8, 1)	0.2		4	1	1	1	1	0	0	1	0	0	0	5	6	13.50	1.500
Doug Sisk, R ERA: 2.49	(8, 1)	0.1		2	1	0	0	0	0	0	0	0	0	0	2	2	0.00	3.000

PITCHER	IP	WLS	BF	H	R	ER	SO	BB	IBB	HBP	BLK	WP	HR	S	P	ERA	WHIP

New York Mets @ Houston Astros

Astrodome, Houston, TX

Fri Jul 18 1986, 8:05 PM EDT

Att. 22,906 - Unknown

livebaseballscorecards.com

AB	29
R	3
H	7
RBI	3
BB	3
SO	7
LOB	11

1B: 5 2B: 2 3B: 0 HR: 0 SF: 0 SAC: 1 DP: 0 HBP: 1

WP: 1 PB: 0 SB: 0 CS: 1 PA: 34

Batter	1	2	3	4	5	6	7	8	9	AB	R	H	RBI	BB	SO	LOB
Lenny Dykstra, L (1, 8) OBP: 0.418, SLG: 0.532	F7		4-3			F4			HR	4	1	1	1	0	0	0
Wally Backman, S (1, 4) OBP: 0.384, SLG: 0.402	F7			G3 2B		K			B1	4	0	1	0	0	1	0
Keith Hernandez, L (1, 3) OBP: 0.371, SLG: 0.396	4-3			G3 2-3			K		2B 1B	4	1	1	0	0	1	1
Gary Carter, R (1, 2) OBP: 0.340, SLG: 0.449		5-3		K			F8		1-H HR 2B	4	1	1	1	0	1	1
Darryl Strawberry, L (1, 9) OBP: 0.392, SLG: 0.551		K		F7			L3		2-H HR	4	1	1	2	0	1	1
Danny Heep, L (1, 7) OBP: 0.385, SLG: 0.404		BB			1-3			F2	3-1	3	0	0	0	1	0	0
Howard Johnson, S (1, 5) OBP: 0.356, SLG: 0.461		F4			K			K	BB 1B	4	0	1	0	0	2	1
Rafael Santana, R (1, 6) OBP: 0.233, SLG: 0.187			1-3		6-3			E1 1B	1-2 BB	2	0	0	0	0	0	0
Mookie Wilson, S (8, PH) OBP: 0.340, SLG: 0.441										1	0	1	0	0	0	0
Doug Sisk, R (8, 1)										0	0	0	0	0	0	0
George Foster, R (9, PH) OBP: 0.300, SLG: 0.456										0	0	0	0	1	0	0
Roger McDowell, R (9, 1) OBP: 0.455, SLG: 0.400										0	0	0	0	0	0	0
Dwight Gooden, R (1, 1) OBP: 0.125, SLG: 0.130			1-3			F8		K	1-3	2	0	0	0	0	0	0
Jesse Orosco, R (6, 1)										0	0	0	0	0	0	0
Kevin Mitchell, R (8, PH) OBP: 0.391, SLG: 0.529										2	0	0	0	0	1	3
(8, 6)																

TOP

New York Mets @ Houston Astros

Astrodome, Houston, TX

Sat Jul 19 1986, 8:05 PM EDT

Att. 44,502 - Unknown

livebaseballscorecards.com

AB	34
R	4
H	7
RBI	4
BB	2
SO	7
LOB	7

Inning Stats	1	2	3	4	5	6	7	8	9	1B: 3	SF: 0	WP: 0	PA: 36
R	0	0	0	0	0	0	0	0	4	2B: 2	SAC: 0	PB: 0	
E	0	0	0	1	0	0	0	1	0	3B: 0	DP: 0	SB: 0	
K	0	1	0	1	1	1	1	2	0	HR: 2	HBP: 0	CS: 0	
S	3	5	3	6	5	5	5	8	8				
LOB	0	1	0	1	0	0	0	1	5				
BB	0	1	0	0	0	0	0	1	1				
P	3	9	3	6	5	5	5	8	12				

PITCHER		IP	WLS	BF	H	R	ER	SO	BB	IBB	HBP	BLK	WP	HR	S	P	ERA	WHIP
Mike Scott, R ERA: 2.34	(1, 1)	8.1		31	5	3	3	7	1	0	0	0	0	1	44	48	3.24	0.720
Dave Smith, R ERA: 2.62	(9, 1)	0.2	W	5	2	1	1	0	1	0	0	0	0	1	4	8	13.50	4.500

PITCHER		IP	WLS	BF	H	R	ER	SO	BB	IBB	HBP	BLK	WP	HR	S	P	ERA	WHIP

Batter	1	2	3	4	5	6	7	8	9	AB	R	H	RBI	BB	SO	LOB
Bill Doran, S (1, 4) OBP: 0.367, SLG: 0.369	3-1		E S 1B		3-1	FC4-6 1-2f			1-3	5	0	1	0	0	0	2
Craig Reynolds, L (1, 6) OBP: 0.281, SLG: 0.374	FC4-6 1B		F6 1-3		HR 1B		K		HR	5	2	3	1	0	1	1
Denny Walling, L (1, 5) OBP: 0.373, SLG: 0.464	FC4-6 1-2f		F7		1-H HR		F7			4	1	1	2	0	0	2
Glenn Davis, R (1, 3) OBP: 0.337, SLG: 0.524	5-3			F9	F7		1B			4	0	1	0	0	0	1
Kevin Bass, S (1, 9) OBP: 0.359, SLG: 0.485		5-3		6-3 1B 2B		1B SF8 1B	F7			4	2	2	0	0	0	1
Jose Cruz, L (1, 7) OBP: 0.319, SLG: 0.318		5-3		6-3 2-3		SF8 BB 1-3 1B		3-1		4	0	1	0	0	0	1
Alan Ashby, S (1, 2) OBP: 0.353, SLG: 0.354		FC4-6 1B		FC6-4 3-H 1B		BBB 4-0 FC4-6 1-2 BB		F8		3	0	2	1	1	0	0
Ty Gainey, L (1, 8) OBP: 0.390, SLG: 0.417		FC4-6 1-2f		FC6-4 1-2f		SF8 2-3 3-H		5-3		2	0	0	0	0	0	2
Billy Hatcher, R (6, PH) (7, 8) OBP: 0.277, SLG: 0.324										1	0	0	1	0	0	0
Mike Scott, R (1, 1) OBP: 0.107, SLG: 0.091			SSS K		1-6-3	SSS K			SSS K	3	0	0	0	0	2	2
Dave Smith, R (9, 1)										0	0	0	0	0	0	0
Phil Garner, R (9, PH) OBP: 0.339, SLG: 0.449										1	0	0	0	0	1	0
Inning Stats	R: 0 E: 0 K: 0 S: 4 H: 1 LOB: 1 BB: 0 P: 4	R: 0 E: 0 K: 0 S: 4 H: 1 LOB: 1 BB: 0 P: 4	R: 0 E: 0 K: 1 S: 6 H: 1 LOB: 1 BB: 0 P: 6	R: 1 E: 0 K: 0 S: 5 H: 2 LOB: 1 BB: 0 P: 5	R: 2 E: 0 K: 0 S: 5 H: 2 LOB: 0 BB: 0 P: 5	R: 1 E: 0 K: 1 S: 7 H: 2 LOB: 2 BB: 1 P: 11	R: 0 E: 0 K: 1 S: 6 H: 1 LOB: 1 BB: 0 P: 6	R: 0 E: 0 K: 0 S: 3 H: 0 LOB: 0 BB: 0 P: 3	R: 1 E: 0 K: 1 S: 5 H: 1 LOB: 0 BB: 0 P: 5	1B: 8 2B: 1 3B: 0 HR: 2	SF: 1 SAC: 0 DP: 0 HBP: 0					

PITCHER		IP	WLS	BF	H	R	ER	SO	BB	IBB	HBP	BLK	WP	HR	S	P	ERA	WHIP
Dwight Gooden, R ERA: 2.93	(1, 1)	5.0		25	9	4	4	1	1	0	0	0	0	1	26	30	7.20	2.000
Jesse Orosco, L ERA: 3.19	(6, 1)	2.0		7	1	0	0	2	0	0	0	0	0	0	11	11	0.00	0.500
Doug Sisk, R ERA: 2.39	(8, 1)	1.0		3	0	0	0	0	0	0	0	0	0	0	3	3	0.00	0.000
Roger McDowell, R ERA: 2.35	(9, 1)	0.2	L	3	1	1	1	1	0	0	0	0	0	1	5	5	13.50	1.500

PITCHER	IP	WLS	BF	H	R	ER	SO	BB	IBB	HBP	BLK	WP	HR	S	P	ERA	WHIP

BOTTOM

New York Mets @ Houston Astros

Astrodome, Houston, TX

Sat Jul 19 1986, 8:05 PM EDT

Att. 44,502 - Unknown

livebaseballscorecards.com

AB	36
R	5
H	11
RBI	5
BB	1
SO	4
LOB	12

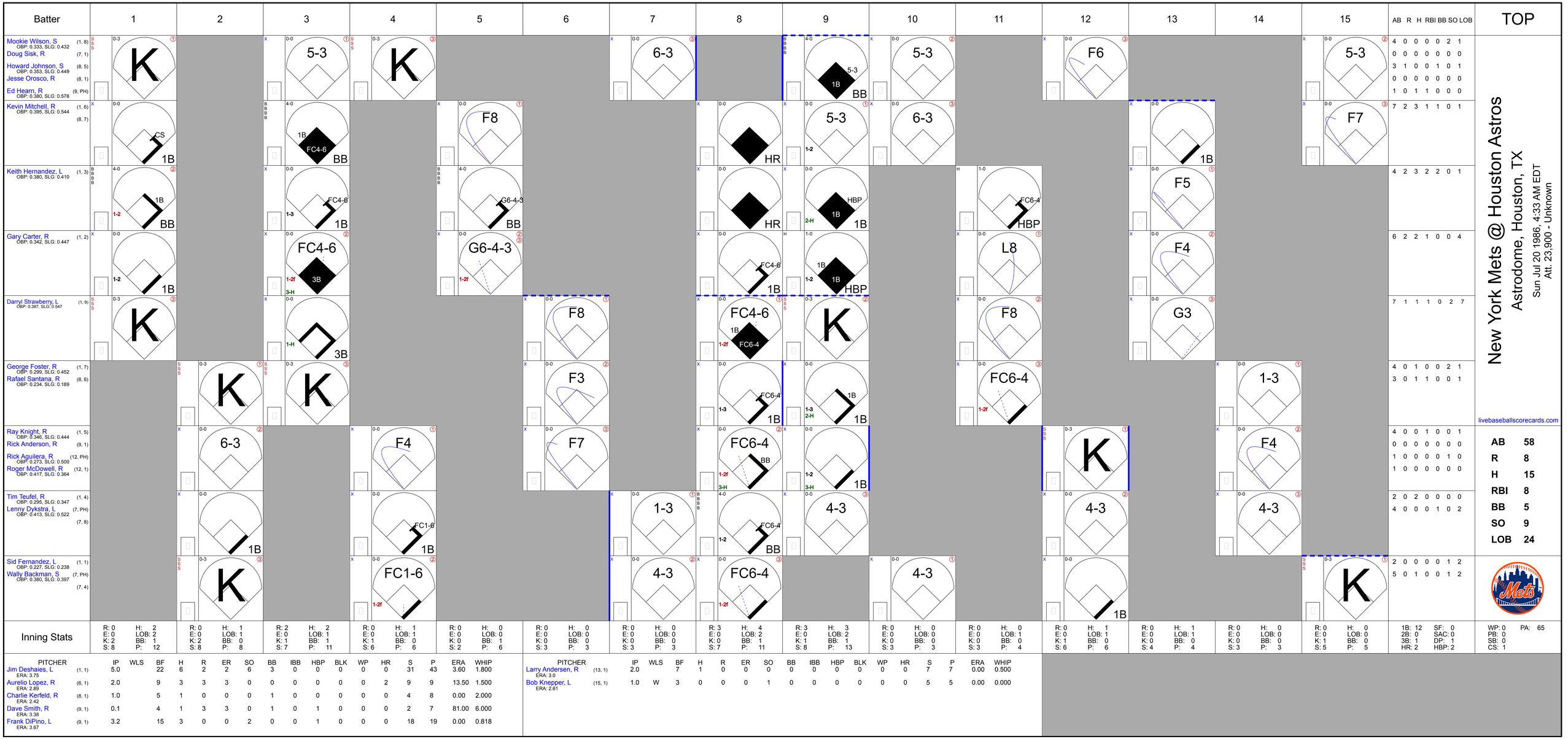
Batter
1
2
3
4
5
6
7
8
9
10
11
12
13
14
15
AB R H RBI BB SO LOB
TOP
Mookie Wilson, S (1, 8)
OBP: 0.333, SLG: 0.432
Doug Sisk, R (7, 1)
Howard Johnson, S (8, 5)
OBP: 0.353, SLG: 0.449
Jesse Orosco, R (8, 1)
Ed Hearn, R (9, PH)
OBP: 0.380, SLG: 0.578
Kevin Mitchell, R (1, 6)
OBP: 0.395, SLG: 0.544
(8, 7)
Keith Hernandez, L (1, 3)
OBP: 0.380, SLG: 0.410
Gary Carter, R (1, 2)
OBP: 0.342, SLG: 0.447
Darryl Strawberry, L (1, 9)
OBP: 0.387, SLG: 0.547
George Foster, R (1, 7)
OBP: 0.299, SLG: 0.452
Rafael Santana, R (8, 6)
OBP: 0.234, SLG: 0.189
Ray Knight, R (1, 5)
OBP: 0.346, SLG: 0.444
Rick Anderson, R (9, 1)
Rick Aguilera, R (12, PH)
OBP: 0.273, SLG: 0.500
Roger McDowell, R (12, 1)
OBP: 0.417, SLG: 0.364
Tim Teufel, R (1, 4)
OBP: 0.286, SLG: 0.347
Lenny Dykstra, L (7, PH)
OBP: 0.413, SLG: 0.522
(7, 8)
Sid Fernandez, L (1, 1)
OBP: 0.227, SLG: 0.238
Wally Backman, S (7, PH)
OBP: 0.380, SLG: 0.397
(7, 4)
Inning Stats
R: 0 H: 2 E: 0 LOB: 2 K: 2 BB: 1 S: 8 P: 12
R: 0 H: 1 E: 0 LOB: 1 K: 2 BB: 0 S: 8 P: 8
R: 2 H: 2 E: 0 LOB: 1 K: 1 BB: 1 S: 7 P: 11
R: 0 H: 1 E: 0 LOB: 1 K: 1 BB: 0 S: 6 P: 6
R: 0 H: 0 E: 0 LOB: 0 K: 0 BB: 1 S: 2 P: 6
R: 0 H: 0 E: 0 LOB: 0 K: 0 BB: 0 S: 3 P: 3
R: 0 H: 0 E: 0 LOB: 0 K: 0 BB: 0 S: 3 P: 3
R: 3 H: 4 E: 0 LOB: 2 K: 0 BB: 1 S: 7 P: 11
R: 3 H: 3 E: 0 LOB: 2 K: 1 BB: 1 S: 8 P: 13
R: 0 H: 0 E: 0 LOB: 0 K: 0 BB: 0 S: 3 P: 3
R: 0 H: 0 E: 0 LOB: 1 K: 0 BB: 0 S: 3 P: 4
R: 0 H: 1 E: 0 LOB: 1 K: 1 BB: 0 S: 6 P: 6
R: 0 H: 1 E: 0 LOB: 1 K: 0 BB: 0 S: 4 P: 4
R: 0 H: 0 E: 0 LOB: 0 K: 0 BB: 0 S: 3 P: 3
R: 0 H: 0 E: 0 LOB: 0 K: 1 BB: 0 S: 5 P: 5
1B: 12 SF: 0 2B: 0 SAC: 0 3B: 1 DP: 1 HR: 2 HBP: 2
WP: 0 PA: 65 PB: 0 SB: 0 CS: 1
PITCHER IP WLS BF H R ER SO BB IBB HBP BLK WP HR S P ERA WHIP
Jim Deshaies, L (1, 1) ERA: 3.75 5.0 22 6 2 2 6 3 0 0 0 0 0 1 43 3.60 1.800
Aurelio Lopez, R (6, 1) ERA: 2.89 2.0 9 3 3 3 0 0 0 0 0 0 2 9 9 13.50 1.500
Charlie Kerfeld, R (8, 1) ERA: 2.42 1.0 5 1 0 0 0 1 0 0 0 0 0 4 8 0.00 2.000
Dave Smith, R (9, 1) ERA: 3.38 0.1 4 1 3 3 0 1 0 1 0 0 0 2 7 81.00 6.000
Frank DiPino, L (9, 1) ERA: 3.67 3.2 15 3 0 0 2 0 0 1 0 0 0 18 19 0.00 0.818
PITCHER IP WLS BF H R ER SO BB IBB HBP BLK WP HR S P ERA WHIP
Larry Andersen, R (13, 1) ERA: 3.0 2.0 7 1 0 0 1 0 0 0 0 0 0 0 5 7 0.00 0.500
Bob Knepper, L (15, 1) ERA: 2.61 1.0 W 3 0 0 0 0 0 0 0 0 0 0 0 5 5 0.00 0.000
New York Mets @ Houston Astros
Astrodome, Houston, TX
Sun Jul 20 1986, 4:33 AM EDT
Att. 23,900 - Unknown
livebaseballscorecards.com
AB 58
R 8
H 15
RBI 8
BB 5
SO 9
LOB 24

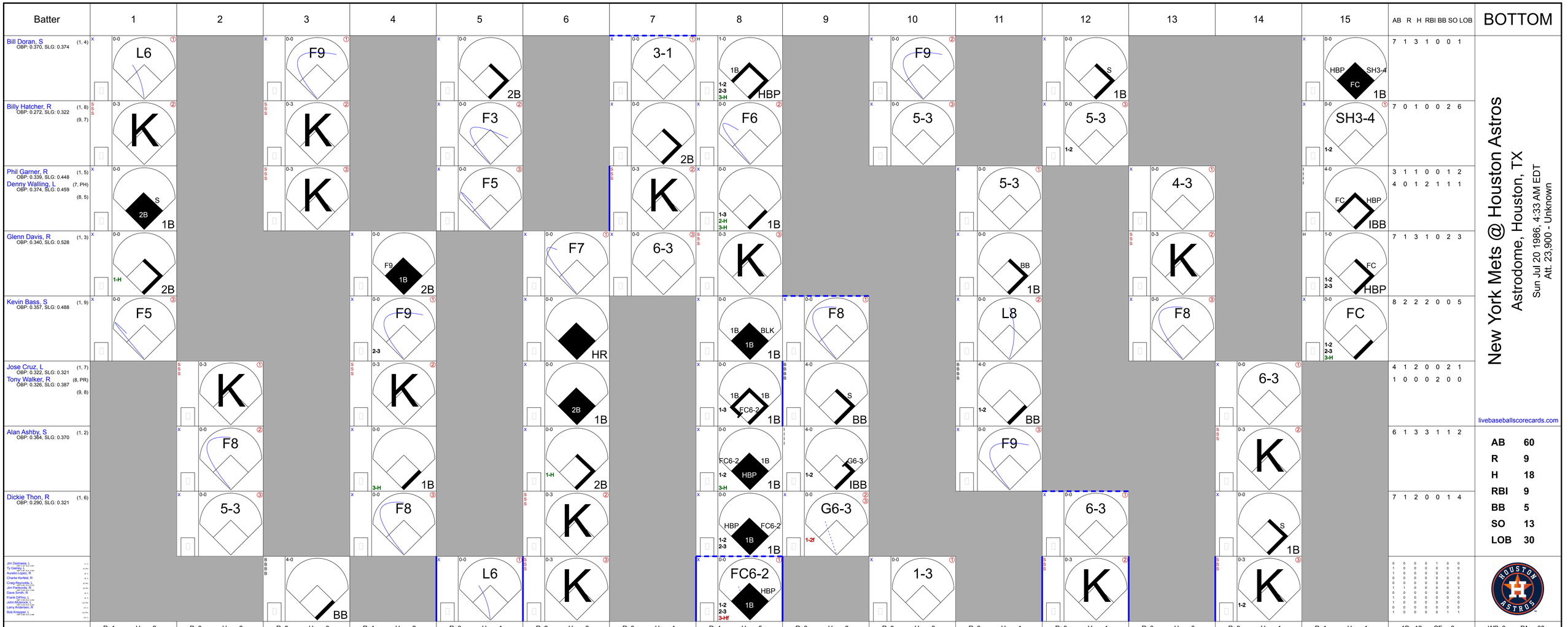
Batter
1
2
3
4
5
6
7
8
9
10
11
12
13
14
15
AB R H RBI BB SO LOB
BOTTOM
Bill Doran, S (1, 4) OBP: 0.370, SLG: 0.374
L6
2B
3-1
1B 1-2 2-3 3-H HBP
F9
5-3
HBP SH3-4 FC 1B
7 1 3 1 0 0 1
Billy Hatcher, R (1, 8) (9, 7) OBP: 0.272, SLG: 0.322
K
F3
2B
F6
S 1B
5-3 1-2
SH3-4 1-2
7 0 1 0 0 2 6
Phil Garner, R (1, 5) OBP: 0.339, SLG: 0.448
Denny Walling, L (7, PH) (8, 5) OBP: 0.374, SLG: 0.459
S 2B 1B
K
F5
K
1-3 2-H 3-H 1B
5-3
4-3
FC HBP IBB
3 1 1 0 0 1 2
4 0 1 2 1 1 1
Glenn Davis, R (1, 3) OBP: 0.340, SLG: 0.528
1-H 2B
F9 1B 2B
F7
6-3
K
BB 1B
K
1-2 2-3 FC HBP
7 1 3 1 0 2 3
Kevin Bass, S (1, 9) OBP: 0.357, SLG: 0.488
F5
F9 2-3
HR
1B BLK 1B
F8
L8
F8
FC 1-2 2-3 3-H
8 2 2 2 0 0 5
Jose Cruz, L (1, 7) OBP: 0.322, SLG: 0.321
Tony Walker, R (8, PR) (9, 8) OBP: 0.326, SLG: 0.387
K
K
2B 1B
1B 1B FC6-2 1-3 1B
S BB
BB 1-2
6-3
4 1 2 0 0 2 1
1 0 0 0 2 0 0
Alan Ashby, S (1, 2) OBP: 0.364, SLG: 0.370
F8
3-H 1B
1-H 2B
FC6-2 1B HBP 1-2 3-H 1B
G6-3 1-2 IBB
F9
K
S 1B
6 1 3 3 1 1 2
Dickie Thon, R (1, 6) OBP: 0.290, SLG: 0.321
5-3
F8
K
HBP FC6-2 1B 1-2 2-3 1B
G6-3 1-2f
6-3
S 1B
7 1 2 0 0 1 4
Jim Deshaies, L (1, 3) OBP: 0.000, SLG: 0.000
Ty Gainey, L (1, 4) OBP: 0.000, SLG: 0.000
Aurelio Lopez, R (8, 3) OBP: 0.000, SLG: 0.000
Charlie Kerfeld, R (8, 7) OBP: 0.000, SLG: 0.000
Craig Reynolds, L (9, 5) OBP: 0.000, SLG: 0.000
Jim Pankovits, R (9, 6) OBP: 0.000, SLG: 0.000
Dave Smith, R (9, 7) OBP: 0.000, SLG: 0.000
Frank DiPino, L (9, 9) OBP: 0.000, SLG: 0.000
John Mizerock, L (10, 2) OBP: 0.000, SLG: 0.000
Larry Andersen, R (10, 4) OBP: 0.000, SLG: 0.000
Bob Knepper, L (10, 5) OBP: 0.000, SLG: 0.000
BB
L6
K
FC6-2 1-2 2-3 3-Hf HBP 1B
1-3
K
HOUSTON ASTROS
Inning Stats
R: 1 E: 0 K: 1 S: 7
H: 2 LOB: 1 BB: 0 P: 7
R: 0 E: 0 K: 1 S: 5
H: 0 LOB: 0 BB: 0 P: 5
R: 0 E: 0 K: 2 S: 7
H: 0 LOB: 1 BB: 1 P: 11
R: 1 E: 0 K: 1 S: 7
H: 2 LOB: 1 BB: 0 P: 7
R: 0 E: 0 K: 0 S: 4
H: 1 LOB: 1 BB: 0 P: 4
R: 2 E: 0 K: 2 S: 10
H: 3 LOB: 1 BB: 0 P: 10
R: 0 E: 0 K: 1 S: 6
H: 1 LOB: 1 BB: 0 P: 6
R: 4 E: 0 K: 1 S: 10
H: 5 LOB: 2 BB: 0 P: 11
R: 0 E: 0 K: 0 S: 2
H: 0 LOB: 1 BB: 2 P: 10
R: 0 E: 0 K: 0 S: 3
H: 0 LOB: 0 BB: 0 P: 3
R: 0 E: 0 K: 0 S: 4
H: 1 LOB: 2 BB: 1 P: 8
R: 0 E: 0 K: 1 S: 6
H: 1 LOB: 1 BB: 0 P: 6
R: 0 E: 0 K: 1 S: 5
H: 0 LOB: 0 BB: 0 P: 5
R: 0 E: 0 K: 2 S: 8
H: 1 LOB: 1 BB: 0 P: 8
R: 1 E: 0 K: 0 S: 3
H: 1 LOB: 3 BB: 1 P: 8
1B: 12 2B: 5 3B: 0 HR: 1
SF: 0 SAC: 1 DP: 1 HBP: 2
WP: 0 PB: 0 SB: 4 CS: 0
PA: 68
PITCHER IP WLS BF H R ER SO BB IBB HBP BLK WP HR S P ERA WHIP
Sid Fernandez, L (1, 1) ERA: 2.83 6.0 27 8 4 4 7 1 0 0 0 0 0 1 40 44 6.00 1.500
Doug Sisk, R (7, 1) ERA: 3.62 1.0 8 5 4 4 1 0 0 0 1 0 0 10 10 36.00 5.000
Jesse Orosco, L (8, 1) ERA: 3.12 1.0 5 1 0 0 1 0 0 1 0 0 0 6 7 0.00 1.000
Rick Anderson, R (9, 1) ERA: 3.0 12 1 0 0 0 2 1 0 0 0 0 0 9 21 0.00 1.000
Roger McDowell, R (12, 1) ERA: 2.37 3.1 L 16 3 1 1 4 0 1 1 0 0 0 22 27 2.70 0.900
PITCHER IP WLS BF H R ER SO BB IBB HBP BLK WP HR S P ERA WHIP
New York Mets @ Houston Astros
Astrodome, Houston, TX
Sun Jul 20 1986, 4:33 AM EDT
Att. 23,900 - Unknown
livebaseballscorecards.com
AB 60
R 9
H 18
RBI 9
BB 5
SO 13
LOB 30

Batter	1	2	3	4	5	6	7	8	9	AB	R	H	RBI	BB	SO	LOB
Lenny Dykstra, L (1, 8) OBP: 0.413, SLG: 0.518	0-0 4-3 SH5-4 1B		0-0 F7 ①	0-0 L6 ③		BBBB 4-0 1B BB		0-0 G3 ①		4	0	1	0	1	0	1
Wally Backman, S (1, 4) OBP: 0.382, SLG: 0.399	0-0 SH5-4 ① 1-2		0-0 4-3 ②		0-0 1B SF 1B	0-0 1-2 2-3 3-H 1B		0-0 4-3 ②		4	1	2	1	0	0	0
Keith Hernandez, L (1, 3) OBP: 0.380, SLG: 0.408	0-0 4-3 ② 2-3		BBBB 4-0 2B 1B BB		0-0 G5-4-3 SF 1-3 1B	0-0 F6 ②		0-0 F4 ③		4	1	1	0	1	0	4
Darryl Strawberry, L (1, 9) OBP: 0.387, SLG: 0.549	BBBB 4-0 BB		0-0 1-3 1B 2B		0-0 SF G5-4-3 1-2 3-H	0-0 4-3 ③			0-0 3-1 ①	3	1	1	1	1	0	3
Gary Carter, R (1, 2) OBP: 0.340, SLG: 0.443	0-0 F8 ③		0-0 2-H 3-H 1B		0-0 G5-4-3 ① ② 1-2f 2-3		0-0 5-3 ①		0-0 5-3 ②	5	0	1	2	0	0	4
Danny Heep, L (1, 7) OBP: 0.387, SLG: 0.400 Kevin Mitchell, R (5, PH) OBP: 0.394, SLG: 0.540 (5, 7) Jesse Orosco, R (9, 1)		BBBB 4-0 FC4-6 BB	SSS 0-3 K ③		0-0 F7 ③		0-0 BB 1B		0-0 5-3 ③	1 3 0	0 0 0	0 1 0	0 0 0	1 0 0	1 0 0	1 1 0
Ray Knight, R (1, 5) OBP: 0.348, SLG: 0.443		0-0 F4 ①		0-0 1B		BBBB 4-0 SH1-4 1B 1B BB	0-0 F4 ②			3	1	1	0	1	0	2
Rafael Santana, R (1, 6) OBP: 0.239, SLG: 0.192		0-0 FC4-6 ② 1-2f		0-0 F9 ①		0-0 1B SH1-4 1-2 1B	BBBB 4-0 1-2 BB			3	0	1	0	1	0	2
Rick Aguilera, R (1, 1) OBP: 0.240, SLG: 0.435 Mookie Wilson, S (9, 7) OBP: 0.333, SLG: 0.432		0-0 F7 ③		0-0 F4 ②		0-0 SH1-4 ① 1-2 2-3	0-0 F8 ③			3 0	0 0	0 0	0 0	0 0	0 0	4 0
Inning Stats	R: 0 E: 0 K: 0 S: 4 H: 1 LOB: 2 BB: 1 P: 8	R: 0 E: 0 K: 0 S: 3 H: 0 LOB: 1 BB: 1 P: 7	R: 2 E: 0 K: 1 S: 7 H: 2 LOB: 1 BB: 1 P: 11	R: 0 E: 0 K: 0 S: 4 H: 1 LOB: 1 BB: 0 P: 4	R: 1 E: 1 K: 0 S: 5 H: 2 LOB: 1 BB: 0 P: 5	R: 1 E: 0 K: 0 S: 5 H: 2 LOB: 3 BB: 2 P: 13	R: 0 E: 0 K: 0 S: 4 H: 1 LOB: 2 BB: 1 P: 8	R: 0 E: 0 K: 0 S: 3 H: 0 LOB: 0 BB: 0 P: 3	R: 0 E: 0 K: 0 S: 3 H: 0 LOB: 0 BB: 0 P: 3	1B: 8 2B: 1 3B: 0 HR: 0	SF: 1 SAC: 2 DP: 1 HBP: 0						

PITCHER		IP	WLS	BF	H	R	ER	SO	BB	IBB	HBP	BLK	WP	HR	S	P	ERA	WHIP
Mario Soto, R ERA: 4.11	(1, 1)	4.0	L	21	6	3	3	1	3	0	0	0	0	0	20	32	6.75	2.250
Rob Murphy, L ERA:	(5, 1)	1.0		3	0	0	0	0	0	0	0	0	0	0	3	3	0.00	0.000
Carl Willis, R ERA: 2.16	(6, 1)	2.0		12	3	1	1	0	3	0	0	0	0	0	9	21	4.50	3.000
Ted Power, R ERA: 5.05	(8, 1)	2.0		6	0	0	0	0	0	0	0	0	0	0	6	6	0.00	0.000

PITCHER	IP	WLS	BF	H	R	ER	SO	BB	IBB	HBP	BLK	WP	HR	S	P	ERA	WHIP

TOP

New York Mets @ Cincinnati Reds

Riverfront Stadium, Cincinnati, OH

Mon Jul 21 1986, 7:05 PM EDT

Att. 23,827 - Unknown

livebaseballscorecards.com

AB	33
R	4
H	9
RBI	4
BB	6
SO	1
LOB	22

WP: 0 PB: 0 SB: 0 CS: 0 PA: 42

New York Mets @ Cincinnati Reds

Riverfront Stadium, Cincinnati, OH

Mon Jul 21 1986, 7:05 PM EDT

Att. 23,827 - Unknown

BOTTOM

Batter	1	2	3	4	5	6	7	8	9	AB	R	H	RBI	BB	SO	LOB
Kal Daniels, L (1, 7) OBP: 0.407, SLG: 0.529	0-0 4-3 2B		H 1-0 HBP		S S S 0-3 ② K		x 0-0 ③ 4-3		x 0-0 ③ F9	3	0	1	0	0	1	1
Tony Perez, R (9, PH) OBP: 0.313, SLG: 0.250										1	0	0	0	0	0	1
Pete Rose, S (1, 3) OBP: 0.305, SLG: 0.259	x 0-0 ① 4-3 2-3		x 0-0 ① F7		x 0-0 ③ 4-3			x 0-0 ① 6-3		4	0	0	0	0	0	2
Dave Parker, L (1, 9) OBP: 0.345, SLG: 0.511	B B B B 4-0 G4-6-3 BB		x 0-0 ② F7			x 0-0 F9 2B		S S S 0-3 ② K		3	0	1	0	1	1	1
Eric Davis, R (1, 8) OBP: 0.386, SLG: 0.555	x 0-0 ② ③ G4-6-3 1-2f		S S S 0-3 ③ K			x 0-0 ① F9 2-3		x 0-0 E 2B		4	1	1	0	0	1	4
Buddy Bell, R (1, 5) OBP: 0.327, SLG: 0.364		x 0-0 ① 6-3		x 0-0 1B		x 0-0 ② F9		x 0-0 E5 2-H 1B		4	0	2	0	0	0	1
Wade Rowdon, R (1, 6) OBP: 0.333, SLG: 0.407		x 0-0 3B 2B		S S S 0-3 ① K		x 0-0 ③ F9		x 0-0 ③ 5-3		4	1	1	0	0	1	3
Sal Butera, R (1, 2) OBP: 0.348, SLG: 0.360		x 0-0 ② F3		S S S 0-3 ② K			S S S 0-3 ① K		B B B B 4-0 BB	3	0	0	0	0	2	2
Max Venable, L (9, PH) OBP: 0.311, SLG: 0.341										0	0	0	0	1	0	0
Ron Oester, S (1, 4) OBP: 0.322, SLG: 0.361		x 0-0 2-H 3B		S S S 0-3 ③ K			S S S 0-3 ② K		x 0-0 ① F9	4	0	1	1	0	2	2
Mario Soto, R (1, 1) OBP: 0.050, SLG: 0.050		S S S 0-3 ③ K			x 0-0 ① F7		x 0-0 1B		x 0-0 ② F5	1	0	0	0	0	1	1
Rob Murphy, L (5, 1)										0	0	0	0	0	0	0
Eddie Milner, L (5, PH) OBP: 0.291, SLG: 0.388										1	0	0	0	0	0	0
Carl Willis, L (6, 1)										0	0	0	0	0	0	0
Kurt Stillwell, S (7, PH) OBP: 0.286, SLG: 0.234										1	0	1	0	0	0	0
Ted Power, R (8, 1)										0	0	0	0	0	0	0
Nick Esasky, R (9, PH) OBP: 0.348, SLG: 0.437										1	0	0	0	0	0	1

Inning Stats	1	2	3	4	5	6	7	8	9
	R: 0 E: 0 K: 0 S: 3 H: 1 LOB: 1 BB: 1 P: 7	R: 1 E: 0 K: 1 S: 7 H: 2 LOB: 1 BB: 0 P: 7	R: 0 E: 0 K: 1 S: 5 H: 0 LOB: 1 BB: 0 P: 6	R: 0 E: 0 K: 3 S: 10 H: 1 LOB: 1 BB: 0 P: 10	R: 0 E: 0 K: 1 S: 5 H: 0 LOB: 0 BB: 0 P: 5	R: 0 E: 0 K: 0 S: 4 H: 1 LOB: 1 BB: 0 P: 4	R: 0 E: 0 K: 2 S: 8 H: 1 LOB: 1 BB: 0 P: 8	R: 1 E: 1 K: 1 S: 7 H: 2 LOB: 1 BB: 0 P: 7	R: 0 E: 0 K: 0 S: 3 H: 0 LOB: 1 BB: 1 P: 7

AB	34
R	2
H	8
RBI	1
BB	2
SO	9
LOB	19

1B: 3	SF: 0	WP: 0	PA: 37
2B: 4	SAC: 0	PB: 0	
3B: 1	DP: 1	SB: 0	
HR: 0	HBP: 1	CS: 0	

PITCHER		IP	WLS	BF	H	R	ER	SO	BB	IBB	HBP	BLK	WP	HR	S	P	ERA	WHIP
Rick Aguilera, R ERA: 4.9	(1, 1)	8.0	W	33	8	2	1	9	1	0	1	0	0	0	49	54	1.12	1.125
Jesse Orosco, L ERA: 3.05	(9, 1)	1.0	S	4	0	0	0	0	1	0	0	0	0	0	3	7	0.00	1.000

PITCHER	IP	WLS	BF	H	R	ER	SO	BB	IBB	HBP	BLK	WP	HR	S	P	ERA	WHIP

livebaseballscorecards.com

Batter	1	2	3	4	5	6	7	8	9	AB	R	H	RBI	BB	SO	LOB
Lenny Dykstra, L (1, 8) OBP: 0.408, SLG: 0.510	F8		S 1B		F7		BBBB 1B BB		4-3	4	0	1	0	1	0	1
Tim Teufel, R (1, 4) OBP: 0.310, SLG: 0.369	BB 1B		F6 1-2		PB 2-H 2B		1-2 1B		1B	4	0	3	1	0	0	1
Wally Backman, S (9, PH) OBP: 0.380, SLG: 0.396 (9, 4)										1	0	1	0	0	0	0
Keith Hernandez, L (1, 3) OBP: 0.387, SLG: 0.413	BBBB 1-2 BB		4-3		BBBB 2-3 BB		F8		F7	3	0	0	0	2	0	4
Gary Carter, R (1, 2) OBP: 0.334, SLG: 0.430	F3			F8	F8			HR 1B	SSS K	5	1	1	0	0	1	5
Darryl Strawberry, L (1, 9) OBP: 0.382, SLG: 0.537	SSS K			SSS K		SSS K		F8		4	0	0	0	0	3	3
Kevin Mitchell, R (1, 7) OBP: 0.392, SLG: 0.550		4-3		1B		F9		1-H HR		4	1	2	2	0	0	0
Ray Knight, R (1, 5) OBP: 0.345, SLG: 0.436		F6		F7		F8		4-3		4	0	0	0	0	0	1
Rafael Santana, R (1, 6) OBP: 0.250, SLG: 0.201		4-3			SH1 2B 1B		F8		1B	4	1	2	0	0	0	0
Ron Darling, R (1, 1) OBP: 0.109, SLG: 0.075			SSS K		SH1 1-2		SSS K	SSS K		3	0	0	0	0	3	1
Roger McDowell, R (9, 1) OBP: 0.357, SLG: 0.308										0	0	0	0	0	0	0
Inning Stats	R: 0 E: 0 K: 1 S: 6 H: 1 LOB: 2 BB: 1 P: 10	R: 0 E: 0 K: 0 S: 3 H: 0 LOB: 0 BB: 0 P: 3	R: 0 E: 0 K: 1 S: 6 H: 1 LOB: 1 BB: 0 P: 6	R: 0 E: 0 K: 1 S: 6 H: 1 LOB: 1 BB: 0 P: 6	R: 1 E: 0 K: 0 S: 5 H: 2 LOB: 2 BB: 1 P: 9	R: 0 E: 0 K: 1 S: 5 H: 0 LOB: 0 BB: 0 P: 5	R: 0 E: 0 K: 1 S: 6 H: 1 LOB: 2 BB: 1 P: 10	R: 2 E: 0 K: 1 S: 8 H: 3 LOB: 1 BB: 0 P: 8	R: 0 E: 0 K: 1 S: 6 H: 1 LOB: 1 BB: 0 P: 6	1B: 8 2B: 1 3B: 0 HR: 1	SF: 0 SAC: 1 DP: 0 HBP: 0					

PITCHER	IP	WLS	BF	H	R	ER	SO	BB	IBB	HBP	BLK	WP	HR	S	P	ERA	WHIP
Tom Browning, L (1, 1) ERA: 3.92	7.0		30	6	1	1	5	3	0	0	0	0	0	37	49	1.29	1.286
Ron Robinson, R (8, 1) ERA: 2.2	2.0	L	10	4	2	2	2	0	0	0	0	0	1	14	14	9.00	2.000

PITCHER	IP	WLS	BF	H	R	ER	SO	BB	IBB	HBP	BLK	WP	HR	S	P	ERA	WHIP

TOP

New York Mets @ Cincinnati Reds

Riverfront Stadium, Cincinnati, OH

Wed Jul 23 1986, 7:05 PM EDT

Att. 25,496 - Unknown

livebaseballscorecards.com

AB	36
R	3
H	10
RBI	3
BB	3
SO	7
LOB	16

1B: 8	SF: 0
2B: 1	SAC: 1
3B: 0	DP: 0
HR: 1	HBP: 0

WP: 0	PA: 40
PB: 1	
SB: 1	
CS: 0	

New York Mets @ Cincinnati Reds

Riverfront Stadium, Cincinnati, OH

Wed Jul 23 1986, 7:05 PM EDT

Att. 25,496 - Unknown

BOTTOM

Batter	1	2	3	4	5	6	7	8	9	AB	R	H	RBI	BB	SO	LOB
Kal Daniels, L (1, 7) OBP: 0.407, SLG: 0.514	K		F8		CS BB			G3 2-3		3	0	0	0	1	1	1
Eddie Milner, L (1, 8) OBP: 0.289, SLG: 0.395	4-3		HR		CS 1-2	K		K		4	1	1	1	0	2	1
Dave Parker, L (1, 9) OBP: 0.349, SLG: 0.525	BB		HR			F8			G3	3	1	1	1	1	0	0
Buddy Bell, R (1, 5) OBP: 0.326, SLG: 0.370	K		F8			F3			6-3	4	0	0	0	0	1	1
Bo Diaz, R (1, 2) OBP: 0.313, SLG: 0.332		4-3		L4			F8		6-3	4	0	0	0	0	0	0
Wade Rowdon, R (1, 6) OBP: 0.319, SLG: 0.381				F8			F4			3	0	1	0	0	0	0
Ron Robinson, R (8, 1) OBP: 0.083, SLG: 0.083		1B 1B								0	0	0	0	0	0	0
Nick Esasky, R (1, 3) OBP: 0.341, SLG: 0.424		G3-6-1 1-2 1B		K			F8			3	0	1	0	0	1	0
Ron Oester, S (1, 4) OBP: 0.321, SLG: 0.358		G3-6-1 1-2f			F7			G3 SH3-4 1B		3	0	1	0	0	0	2
Tom Browning, L (1, 1) OBP: 0.184, SLG: 0.167			4-3		5-3			SH3-4 1-2		2	0	0	0	0	0	0
Kurt Stillwell, S (8, 6) OBP: 0.291, SLG: 0.240										0	0	0	0	0	0	0

Inning Stats	1	2	3	4	5	6	7	8	9
	R: 0 E: 0 K: 2 S: 7	H: 0 LOB: 1 BB: 1 P: 11	R: 0 E: 0 K: 0 S: 4	H: 2 LOB: 1 BB: 0 P: 4	R: 2 E: 0 K: 0 S: 5	H: 2 LOB: 0 BB: 0 P: 5	R: 0 E: 0 K: 1 S: 5	H: 0 LOB: 0 BB: 0 P: 5	R: 0 E: 0 K: 1 S: 5	H: 0 LOB: 0 BB: 0 P: 5	R: 0 E: 0 K: 0 S: 3	H: 0 LOB: 0 BB: 0 P: 3	R: 0 E: 0 K: 1 S: 6	H: 1 LOB: 1 BB: 0 P: 6	R: 0 E: 0 K: 0 S: 3	H: 0 LOB: 0 BB: 0 P: 3

1B: 3	SF: 0
2B: 0	SAC: 1
3B: 0	DP: 1
HR: 2	HBP: 0

WP: 0 PA: 33
PB: 0
SB: 0
CS: 1

livebaseballscorecards.com

AB	29
R	2
H	5
RBI	2
BB	2
SO	5
LOB	5

PITCHER	IP	WLS	BF	H	R	ER	SO	BB	IBB	HBP	BLK	WP	HR	S	P	ERA	WHIP
Ron Darling, R (1, 1) ERA: 2.79	8.0	W	29	5	2	2	5	2	0	0	0	0	2	37	45	2.25	0.875
Roger McDowell, R (9, 1) ERA: 2.25	1.0	S	3	0	0	0	0	0	0	0	0	0	0	3	3	0.00	0.000

PITCHER	IP	WLS	BF	H	R	ER	SO	BB	IBB	HBP	BLK	WP	HR	S	P	ERA	WHIP

Batter	1	2	3	4	5	6	7	8	9	AB	R	H	RBI	BB	SO	LOB
Mookie Wilson, S (1, 8) OBP: 0.345, SLG: 0.453	CS 1B		1-H HR		6-3			CS 1B 3-H		4	1	3	3	0	0	1
Tim Teufel, R (1, 4) OBP: 0.315, SLG: 0.365	5-3 1-2		BB			G6-4-3 BB		K 1-2		2	0	0	0	2	1	2
Keith Hernandez, L (1, 3) OBP: 0.383, SLG: 0.408	K		F5			F7			4-3	4	0	0	0	0	1	2
Gary Carter, R (1, 2) OBP: 0.331, SLG: 0.424		L4		5-3		G6-4-3 1-2f			L7	4	0	0	0	0	0	1
Kevin Mitchell, R (1, 9) OBP: 0.389, SLG: 0.543		G1-4-3 1B		L7			5-3		K	4	0	1	0	0	1	0
George Foster, R (1, 7) OBP: 0.294, SLG: 0.444		G1-4-3 1-2f		4-3			5-3			3	0	0	0	0	0	1
Ray Knight, R (1, 5) OBP: 0.345, SLG: 0.433			HR BB		4-3		K2-3			2	1	0	0	1	1	0
Rafael Santana, R (1, 6) OBP: 0.252, SLG: 0.200			L9		SH1-4 BB			SH1-3 1B 2B		1	0	0	0	1	0	1
Lenny Dykstra, L (8, PH) OBP: 0.410, SLG: 0.517										1	1	1	0	0	0	0
Roger McDowell, R (8, 1) OBP: 0.357, SLG: 0.308										0	0	0	0	0	0	0
Dwight Gooden, R (1, 1) OBP: 0.122, SLG: 0.128			K		SH1-4 1-2			SH1-3 2-3		1	0	0	0	0	1	1
Howard Johnson, S (8, PH) OBP: 0.350, SLG: 0.467										0	0	0	0	0	0	0
(8, 6)																
Inning Stats	R: 0 E: 0 K: 1 S: 5 H: 1 LOB: 0 BB: 0 P: 5	R: 0 E: 0 K: 0 S: 3 H: 1 LOB: 0 BB: 0 P: 3	R: 2 E: 0 K: 1 S: 6 H: 1 LOB: 2 BB: 1 P: 14	R: 0 E: 0 K: 0 S: 3 H: 0 LOB: 0 BB: 0 P: 3	R: 0 E: 0 K: 0 S: 3 H: 0 LOB: 1 BB: 1 P: 7	R: 0 E: 0 K: 0 S: 2 H: 0 LOB: 0 BB: 1 P: 6	R: 0 E: 0 K: 1 S: 5 H: 0 LOB: 0 BB: 0 P: 5	R: 1 E: 0 K: 1 S: 6 H: 2 LOB: 0 BB: 0 P: 6	R: 0 E: 0 K: 1 S: 5 H: 0 LOB: 0 BB: 0 P: 5	1B: 3 2B: 1 3B: 0 HR: 1 SF: 0 SAC: 2 DP: 2 HBP: 0						

PITCHER		IP	WLS	BF	H	R	ER	SO	BB	IBB	HBP	BLK	WP	HR	S	P	ERA	WHIP
Zane Smith, L ERA: 3.38	(1, 1)	5.0		19	3	2	2	2	3	0	0	0	0	1	20	32	3.60	1.200
Craig McMurtry, R ERA: 4.46	(6, 1)	0.0		1	0	0	0	0	1	0	0	0	0	0	0	4	∞	∞
Jeff Dedmon, R ERA: 3.14	(6, 1)	2.0		5	0	0	0	1	0	0	0	0	0	0	7	7	0.00	0.000
Paul Assenmacher, L ERA: 3.05	(8, 1)	2.0	W	7	2	1	1	2	0	0	0	0	0	0	11	11	4.50	1.000

PITCHER	IP	WLS	BF	H	R	ER	SO	BB	IBB	HBP	BLK	WP	HR	S	P	ERA	WHIP

TOP

New York Mets @ Atlanta Braves

Atlanta-Fulton County Stadium, Atlanta, GA

Sat Jul 26 1986, 3:33 AM EDT

Unknown

livebaseballscorecards.com

AB	26
R	3
H	5
RBI	3
BB	4
SO	5
LOB	9

WP: 0 PB: 0 SB: 0 CS: 2 PA: 32

BOTTOM

Batter	1	2	3	4	5	6	7	8	9	AB	R	H	RBI	BB	SO	LOB
Omar Moreno, L (1, 9) OBP: 0.283, SLG: 0.368	x 0-0 ① G3			x 0-0 ① 3-1	x 0-0 ③ F8			x 0-0 FC1-5 PB 1B		4	0	1	0	0	0	1
Ken Oberkfell, L (1, 5) OBP: 0.389, SLG: 0.398	x 0-0 ② 1-3			x 0-0 ② 6-3		x 0-0 ① F8		x 0-0 ① FC1-5 1-3		4	0	0	0	0	0	1
Dale Murphy, R (1, 8) OBP: 0.369, SLG: 0.459	x 0-0 ③ F4			x 0-0 ③ 6-3		x 0-0 WP 1B		x 0-0 ② F9		4	0	1	0	0	0	1
Bob Horner, R (1, 3) OBP: 0.336, SLG: 0.479		x 0-0 ① L8			x 0-0 2B 1B 1B	x 0-0 ② 5-3 1-2		x 0-0 ③ 5-3		4	1	1	0	0	0	2
Ken Griffey, L (1, 7) OBP: 0.348, SLG: 0.486		x 0-0 ② G1			x 0-0 1B 1-3 BB 2B	x 0-0 ③ F7			x 0-0 1B SF9 2B	4	2	2	0	0	0	1
Andres Thomas, R (1, 6) OBP: 0.317, SLG: 0.489		S S S 0-3 ③ K			B B B B 4-0 BB 1B G4-6-3 BB		x 0-0 E6 FC6-4		x 0-0 ① B3-4	3	1	0	0	1	1	1
Ozzie Virgil, R (1, 2) OBP: 0.338, SLG: 0.381			S S S 0-3 ① K		x 0-0 G4-6-3 BB 1-2 2-3 3-H 1B		S S S 0-3 ① K		x 0-0 2-3 1B	4	0	2	1	0	2	1
Glenn Hubbard, R (1, 4) OBP: 0.365, SLG: 0.332		x 0-0 ② F4			B B B B 4-0 G4-6-3 1-2 2-3 3-H BB		x 0-0 ② FC6-4 1-2f		x 0-0 ② SF9 3-H	2	0	0	1	1	0	1
Ted Simmons, S (9, PH) OBP: 0.333, SLG: 0.395										0	0	0	1	0	0	0
Zane Smith, L (1, 1) OBP: 0.137, SLG: 0.102			S S S 0-3 ③ K		x 0-0 ① ② G4-6-3 1-2f 2-3 3-H		S S S 0-3 ③ K			1	0	0	0	0	1	0
Chris Chambliss, L (5, PH) OBP: 0.416, SLG: 0.449										1	0	0	0	0	0	2
Craig McMurtry, R (6, 1) OBP: 0.176, SLG: 0.125										0	0	0	0	0	0	0
Jeff Dedmon, L (6, 1) OBP: 0.200, SLG: 0.200										1	0	0	0	0	1	1
Paul Assenmacher, L (8, 1)										0	0	0	0	0	0	0
Inning Stats	R: 0 E: 0 K: 0 S: 3 H: 0 LOB: 0 BB: 0 P: 3	R: 0 E: 0 K: 1 S: 5 H: 0 LOB: 0 BB: 0 P: 5	R: 0 E: 0 K: 2 S: 7 H: 0 LOB: 0 BB: 0 P: 7	R: 0 E: 0 K: 0 S: 3 H: 0 LOB: 0 BB: 0 P: 3	R: 3 E: 0 K: 0 S: 5 H: 3 LOB: 1 BB: 2 P: 13	R: 0 E: 0 K: 0 S: 4 H: 1 LOB: 1 BB: 0 P: 4	R: 0 E: 1 K: 2 S: 8 H: 0 LOB: 1 BB: 0 P: 8	R: 0 E: 0 K: 0 S: 4 H: 1 LOB: 1 BB: 0 P: 4	R: 1 E: 0 K: 0 S: 4 H: 2 LOB: 1 BB: 0 P: 4	1B: 5 2B: 2 3B: 0 HR: 0	SF: 1 SAC: 0 DP: 1 HBP: 0						

PITCHER		IP	WLS	BF	H	R	ER	SO	BB	IBB	HBP	BLK	WP	HR	S	P	ERA	WHIP
Dwight Gooden, R ERA: 2.97	(1, 1)	7.0		27	4	3	3	5	2	0	0	0	1	0	35	43	3.86	0.857
Roger McDowell, R ERA: 2.31	(8, 1)	1.2	L	8	3	1	1	0	0	0	0	0	0	0	8	8	5.40	1.800

PITCHER	IP	WLS	BF	H	R	ER	SO	BB	IBB	HBP	BLK	WP	HR	S	P	ERA	WHIP

New York Mets @ Atlanta Braves

Atlanta-Fulton County Stadium, Atlanta, GA

Sat Jul 26 1986, 3:33 AM EDT

Unknown

livebaseballscorecards.com

AB	32
R	4
H	7
RBI	3
BB	2
SO	5
LOB	12

WP: 1	PA: 35
PB: 1	
SB: 0	
CS: 0	

New York Mets @ Atlanta Braves

Atlanta-Fulton County Stadium, Atlanta, GA

Sat Jul 26 1986, 7:05 PM EDT

Att. 44,400 - Unknown

TOP

livebaseballscorecards.com

Batter	1	2	3	4	5	6	7	8	9	AB	R	H	RBI	BB	SO	LOB
Lenny Dykstra, L (1, 8) OBP: 0.410, SLG: 0.514	F9		FC6-4 S 1B		G4-6-3 1-2		G6-4-3 1-2 1B		K	5	0	2	0	0	1	1
Wally Backman, S (1, 4) OBP: 0.383, SLG: 0.397	4-3		BBBB FC6-4 1-2 BB		2-H 1B		G6-4-3 1-2f 2-3			2	0	1	1	1	0	0
Tim Teufel, R (7, PH) (7, 4) OBP: 0.313, SLG: 0.363										1	0	0	0	0	0	2
Keith Hernandez, L (1, 3) OBP: 0.381, SLG: 0.415	4-3		FC6-4 1-2f 2-3		F8		3-H HR			4	1	1	2	0	0	3
Darryl Strawberry, L (1, 9) OBP: 0.383, SLG: 0.535		S HR 1B	K		BBBB FC4 BB		K			3	1	1	0	1	2	2
Danny Heep, L (1, 7) OBP: 0.382, SLG: 0.388		5-3 1-2		L8	FC4 1-2f			4-3		3	0	0	0	0	0	3
Mookie Wilson, S (8, PH) (8, 7) OBP: 0.343, SLG: 0.450										1	0	0	0	0	0	0
Howard Johnson, S (1, 5) OBP: 0.354, SLG: 0.492		2-H HR		G5-3 1B 1B		4-3		3-1		4	1	2	2	0	0	0
Ed Hearn, R (1, 2) OBP: 0.375, SLG: 0.569		5-3		1-2 1B		5-3		K		4	0	1	0	0	1	0
Rafael Santana, R (1, 6) OBP: 0.249, SLG: 0.197		F8		G5-3 2-3f		6-3			K	3	0	0	0	0	0	2
Kevin Mitchell, R (9, PH) OBP: 0.387, SLG: 0.540										1	0	0	0	0	1	0
Sid Fernandez, L (1, 1) OBP: 0.239, SLG: 0.250			4-3		G4-6-3 1B 1B		G6-4-3 1B HR 1B		F8	2	1	1	0	0	0	0
Doug Sisk, R (5, 1)										0	0	0	0	0	0	0
Ray Knight, R (7, PH) OBP: 0.347, SLG: 0.435										1	1	1	0	0	0	0
Rick Anderson, R (7, 1)										0	0	0	0	0	0	0
George Foster, R (9, PH) OBP: 0.293, SLG: 0.442										1	0	0	0	0	0	0
Inning Stats	R: 0 E: 0 K: 0 S: 3 H: 0 LOB: 0 BB: 0 P: 3	R: 2 E: 0 K: 0 S: 5 H: 2 LOB: 0 BB: 0 P: 5	R: 0 E: 0 K: 1 S: 6 H: 1 LOB: 2 BB: 1 P: 10	R: 0 E: 0 K: 0 S: 4 H: 2 LOB: 1 BB: 0 P: 4	R: 1 E: 0 K: 0 S: 5 H: 2 LOB: 2 BB: 1 P: 9	R: 0 E: 0 K: 0 S: 3 H: 0 LOB: 0 BB: 0 P: 3	R: 2 E: 0 K: 1 S: 7 H: 3 LOB: 0 BB: 0 P: 7	R: 0 E: 0 K: 1 S: 5 H: 0 LOB: 0 BB: 0 P: 5	R: 0 E: 0 K: 2 S: 7 H: 0 LOB: 0 BB: 0 P: 7	1B: 8 2B: 0 3B: 0 HR: 2	SF: 0 SAC: 0 DP: 2 HBP: 0						

	AB	35
	R	5
	H	10
	RBI	5
	BB	2
	SO	5
	LOB	13

WP: 0 PB: 0 SB: 2 CS: 0 PA: 37

PITCHER		IP	WLS	BF	H	R	ER	SO	BB	IBB	HBP	BLK	WP	HR	S	P	ERA	WHIP
Jim Acker, R ERA: 4.32	(1, 1)	6.0	W	26	7	3	3	1	2	0	0	0	0	1	26	34	4.50	1.500
Ed Olwine, L ERA: 3.45	(7, 1)	0.2		4	3	2	2	0	0	0	0	0	0	1	4	4	27.00	4.500
Paul Assenmacher, L ERA: 3.02	(7, 1)	0.1		1	0	0	0	1	0	0	0	0	0	0	3	3	0.00	0.000
Gene Garber, R ERA: 1.38	(8, 1)	2.0	S	6	0	0	0	3	0	0	0	0	0	0	12	12	0.00	0.000

PITCHER		IP	WLS	BF	H	R	ER	SO	BB	IBB	HBP	BLK	WP	HR	S	P	ERA	WHIP

BOTTOM

New York Mets @ Atlanta Braves

Atlanta-Fulton County Stadium, Atlanta, GA

Sat Jul 26 1986, 7:05 PM EDT

Att. 44,400 - Unknown

Batter	1	2	3	4	5	6	7	8	9	AB	R	H	RBI	BB	SO	LOB
Bill Sample, R (1, 9) OBP: 0.299, SLG: 0.377	G6-4-3 1B			4-3	5-3	1-2 3-H 1B		BB 1B 1-2 1B		3	0	1	0	0	0	2
Omar Moreno, L (6, PH) OBP: 0.286, SLG: 0.371										1	0	1	1	0	0	0
Ed Olwine, R (7, 1)										0	0	0	0	0	0	0
Paul Assenmacher, L (7, 1)										0	0	0	0	0	0	0
Gene Garber, R (8, 1) OBP: 0.400, SLG: 0.250										1	0	1	0	0	0	0
Rafael Ramirez, R (1, 5) OBP: 0.258, SLG: 0.313 (5, 6)	K			L6	FC4-2 2-3 3-H	5-3		BB 1-2 2-H 1B		5	0	1	1	0	1	5
Dale Murphy, R (1, 8) OBP: 0.365, SLG: 0.453	G6-4-3 1-2f			5-3	K		E6 S S FC6-2-5-2-5	K		5	0	0	0	0	2	5
Ted Simmons, S (1, 3) OBP: 0.347, SLG: 0.400		K			1B 1B 1B	FC6-4 BB 1B 1B	K 1-2	BB 1-2 2-3		4	2	2	0	1	2	1
Terry Harper, R (1, 7) OBP: 0.311, SLG: 0.348 (7, 9)	F4				1B 2B 1-2 1B	FC6-4 1-2 BB	FC6-2-5-2-5-1 2-H	F9		4	1	1	0	1	0	4
Andres Thomas, R (1, 6) OBP: 0.316, SLG: 0.486	F3				BB 2B 1-3 2-H 1B	F8	IBB			1	0	0	0	0	0	0
Ken Oberkfell, L (5, 5) OBP: 0.391, SLG: 0.399										2	1	1	1	1	0	2
Bruce Benedict, R (1, 2) OBP: 0.375, SLG: 0.382		F3			2B 1-2 BB	FC6-4 1B 1-2f 2-3 1B	F3			3	2	0	0	1	0	4
Glenn Hubbard, R (1, 4) OBP: 0.370, SLG: 0.343		K			E FC4-2 1-H 2-H 3-H 2B	1B 1B 1-2 3-H 1B		1B 1B 1B		4	2	3	4	0	1	0
Jim Acker, R (1, 1)		K			E5 FC4-2 2-3	1B 1-3 2-H 1B		F8		2	0	0	0	0	1	1
Ken Griffey, L (6, PH) OBP: 0.349, SLG: 0.486 (7, 7)										2	0	1	1	0	0	1
Inning Stats	R: 0 E: 0 K: 1 S: 5 H: 1 LOB: 0 BB: 0 P: 5	R: 0 E: 0 K: 1 S: 5 H: 0 LOB: 0 BB: 0 P: 5	R: 0 E: 0 K: 2 S: 7 H: 0 LOB: 0 BB: 0 P: 7	R: 0 E: 0 K: 0 S: 3 H: 0 LOB: 0 BB: 0 P: 3	R: 4 E: 1 K: 1 S: 10 H: 4 LOB: 2 BB: 1 P: 14	R: 3 E: 0 K: 0 S: 7 H: 4 LOB: 2 BB: 1 P: 11	R: 0 E: 1 K: 1 S: 6 H: 0 LOB: 2 BB: 1 P: 10	R: 1 E: 0 K: 1 S: 8 H: 3 LOB: 3 BB: 1 P: 12		1B: 11 2B: 1 3B: 0 HR: 0 SF: 0 SAC: 0 DP: 1 HBP: 0						

livebaseballscorecards.com

	AB	37
	R	8
	H	12
	RBI	8
	BB	4
	SO	7
	LOB	25

PITCHER		IP	WLS	BF	H	R	ER	SO	BB	IBB	HBP	BLK	WP	HR	S	P	ERA	WHIP
Sid Fernandez, L ERA: 3.02	(1, 1)	4.0	L	18	5	4	4	4	1	0	0	0	0	0	25	29	9.00	1.500
Doug Sisk, R ERA: 4.02	(5, 1)	2.0		11	4	3	3	1	1	0	0	0	0	0	12	16	13.50	2.500
Rick Anderson, R ERA: 0.68	(7, 1)	2.0		12	3	1	1	2	1	1	0	0	0	0	14	22	4.50	2.000

PITCHER	IP	WLS	BF	H	R	ER	SO	BB	IBB	HBP	BLK	WP	HR	S	P	ERA	WHIP

Batter	1	2	3	4	5	6	7	8	9	AB	R	H	RBI	BB	SO	LOB
Lenny Dykstra, L (1, 8) OBP: 0.410, SLG: 0.520	4-3		SH1-4 HR 2B	K		2B		L6		5	1	2	0	0	1	0
Wally Backman, S (1, 4) OBP: 0.381, SLG: 0.395	BB BB 1B		SH1-4 2-3	4-3		K		6-3		4	0	1	0	0	1	1
Keith Hernandez, L (1, 3) OBP: 0.384, SLG: 0.414	BB 1-2 BB		HR BB	1B		F4			K	3	1	1	0	2	1	1
Gary Carter, R (1, 2) OBP: 0.332, SLG: 0.432	F7		1-H 3-H HR	G5-6-3		IBB			6-3	4	1	1	3	1	0	3
Darryl Strawberry, L (1, 9) OBP: 0.389, SLG: 0.547	1-2 2-3 BB		HR		E9 CS 1B	4-3			E BB	3	1	2	1	2	0	2
Kevin Mitchell, R (1, 7) OBP: 0.388, SLG: 0.551	F4		HR		1B 2-3 BB		K		E6 1-3	4	1	1	1	1	1	4
Ray Knight, R (1, 5) OBP: 0.341, SLG: 0.428		L7	5-3		L8		4-3		F7	5	0	0	0	0	0	3
Rafael Santana, R (1, 6) OBP: 0.253, SLG: 0.203		6-3	1B		1-3 1B		6-3			4	0	2	0	0	0	0
Rick Aguilera, R (1, 1) OBP: 0.233, SLG: 0.370		K	K		1-3			F8		4	0	0	0	0	2	3
Inning Stats	R: 0 E: 0 K: 0 S: 4 H: 1 LOB: 3 BB: 2 P: 12	R: 0 E: 0 K: 1 S: 5 H: 0 LOB: 0 BB: 0 P: 5	R: 5 E: 0 K: 1 S: 10 H: 5 LOB: 1 BB: 1 P: 14	R: 0 E: 0 K: 1 S: 6 H: 1 LOB: 1 BB: 0 P: 6	R: 0 E: 1 K: 0 S: 4 H: 2 LOB: 2 BB: 1 P: 8	R: 0 E: 0 K: 1 S: 6 H: 1 LOB: 2 BB: 1 P: 10	R: 0 E: 0 K: 1 S: 5 H: 0 LOB: 0 BB: 0 P: 5	R: 0 E: 0 K: 0 S: 3 H: 0 LOB: 0 BB: 0 P: 3	R: 0 E: 1 K: 1 S: 6 H: 0 LOB: 2 BB: 1 P: 10	1B: 5 2B: 2 3B: 0 HR: 3 SF: 0 SAC: 1 DP: 0 HBP: 0						

TOP

New York Mets @ Atlanta Braves

Atlanta-Fulton County Stadium, Atlanta, GA

Sun Jul 27 1986, 3:33 AM EDT
Att. 33,338 - Unknown

livebaseballscorecards.com

AB	36
R	5
H	10
RBI	5
BB	6
SO	6
LOB	17

WP: 0 PB: 0 SB: 0 CS: 1 PA: 43

PITCHER		IP	WLS	BF	H	R	ER	SO	BB	IBB	HBP	BLK	WP	HR	S	P	ERA	WHIP
Rick Mahler, R ERA: 5.2	(1, 1)	5.0	L	27	9	5	5	3	4	0	0	0	0	3	29	45	9.00	2.600
Ed Olwine, L ERA: 3.24	(6, 1)	1.0		5	1	0	0	1	0	1	0	0	0	0	6	10	0.00	1.000
Jeff Dedmon, R ERA: 3.03	(7, 1)	2.0		6	0	0	0	1	0	0	0	0	0	0	8	8	0.00	0.000
Paul Assenmacher, L ERA: 2.96	(9, 1)	1.0		5	0	0	0	1	1	0	0	0	0	0	6	10	0.00	1.000

PITCHER	IP	WLS	BF	H	R	ER	SO	BB	IBB	HBP	BLK	WP	HR	S	P	ERA	WHIP

Batter	1	2	3	4	5	6	7	8	9	AB	R	H	RBI	BB	SO	LOB
Omar Moreno, L (1, 9) OBP: 0.290, SLG: 0.378	G3-6-3 1B			4-3		F9		2B		4	0	2	0	0	0	0
Ken Oberkfell, L (1, 5) OBP: 0.393, SLG: 0.400	G3-6-3 1-2f			3 1B		1B 1B		4-3		4	0	2	0	0	0	2
Dale Murphy, R (1, 8) OBP: 0.364, SLG: 0.450	6-3			3 1-2f		1-2 1B			5-3	4	0	1	0	0	0	1
Bob Horner, R (1, 3) OBP: 0.335, SLG: 0.476		3-1			2B SF8 1B	5-3			6-3	4	1	1	0	0	0	2
Ken Griffey, L (1, 7) OBP: 0.348, SLG: 0.486		3-1			SF8 1-3 2B		G3		F8	4	0	1	0	0	0	0
Andres Thomas, R (1, 6) OBP: 0.316, SLG: 0.487		6-3			SF8 2-3 3-H		CS 1B			2	0	1	1	0	0	0
Ozzie Virgil, R (1, 2) OBP: 0.335, SLG: 0.376			F7		K		5-3 1-2			3	0	0	0	0	1	2
Glenn Hubbard, R (1, 4) OBP: 0.366, SLG: 0.339			6-3		K			6-3		3	0	0	0	0	1	1
Rick Mahler, R (1, 1) OBP: 0.217, SLG: 0.211 Ed Olwine, R (6, 1) Bill Sample, R (6, PH) OBP: 0.297, SLG: 0.374 Jeff Dedmon, L (7, 1) OBP: 0.200, SLG: 0.200 Chris Chambliss, L (8, PH) OBP: 0.410, SLG: 0.443 Paul Assenmacher, L (9, 1)			4-3			6-3		4-3		1 0 1 0 1 0	0 0 0 0 0 0	0 0 0 0 0 0	0 0 0 0 0 0	0 0 0 0 0 0	0 0 0 0 0 0	0 0 0 0 0 0
Inning Stats	R: 0 H: 1 E: 0 LOB: 0 K: 0 BB: 0 S: 3 P: 3	R: 0 H: 0 E: 0 LOB: 0 K: 0 BB: 0 S: 3 P: 3	R: 0 H: 0 E: 0 LOB: 0 K: 0 BB: 0 S: 3 P: 3	R: 0 H: 1 E: 0 LOB: 0 K: 0 BB: 0 S: 3 P: 3	R: 1 H: 2 E: 0 LOB: 1 K: 2 BB: 0 S: 9 P: 9	R: 0 H: 2 E: 0 LOB: 2 K: 0 BB: 0 S: 5 P: 5	R: 0 H: 1 E: 0 LOB: 0 K: 0 BB: 0 S: 3 P: 3	R: 0 H: 1 E: 0 LOB: 1 K: 0 BB: 0 S: 4 P: 4	R: 0 H: 0 E: 0 LOB: 0 K: 0 BB: 0 S: 3 P: 3	1B: 6 SF: 1 2B: 3 SAC: 0 3B: 0 DP: 2 HR: 0 HBP: 0						

PITCHER		IP	WLS	BF	H	R	ER	SO	BB	IBB	HBP	BLK	WP	HR	S	P	ERA	WHIP
Rick Aguilera, R ERA: 4.44	(1, 1)	9.0	W	32	8	1	1	2	0	0	0	0	0	0	36	36	1.00	0.889

PITCHER	IP	WLS	BF	H	R	ER	SO	BB	IBB	HBP	BLK	WP	HR	S	P	ERA	WHIP

BOTTOM

New York Mets @ Atlanta Braves

Atlanta-Fulton County Stadium, Atlanta, GA

Sun Jul 27 1986, 3:33 AM EDT

Att. 33,338 - Unknown

livebaseballscorecards.com

AB	31
R	1
H	8
RBI	1
BB	0
SO	2
LOB	8

PA: 32

WP: 0
PB: 0
SB: 0
CS: 1

Batter	1	2	3	4	5	6	7	8	9	AB	R	H	RBI	BB	SO	LOB
Bob Dernier, R (1, 8) OBP: 0.249, SLG: 0.247	SSS 0-3 ① K		SSS 0-3 ① K		x 0-0 ③ F9		x 0-0 ③ F8			4	0	0	0	0	2	1
23 Ryne Sandberg, R (1, 4) OBP: 0.325, SLG: 0.430	x 0-0 BB 1B		x 0-0 ② 6-3			x 0-0 HR		x 0-0 E5 BB		4	1	2	1	0	0	0
Gary Matthews, R (1, 7) OBP: 0.367, SLG: 0.455	BBBB 4-0 1-2 BB		x 0-0 ③ 5-3			x 0-0 ① F7		BBBB 4-0 1-2 G6-3 BB		2	0	0	0	2	0	0
Keith Moreland, R (1, 9) OBP: 0.349, SLG: 0.398	SSS 0-3 ② K			BBBB 4-0 BB		x 0-0 ② F7		SSS 0-3 ① K		3	0	0	0	1	2	4
Jody Davis, R (1, 2) OBP: 0.292, SLG: 0.423	x 0-0 ③ L3			x 0-0 ① F2		x 0-0 ③ 6-3		x 0-0 ②③ G6-3 1-2f		4	0	0	0	0	0	5
Leon Durham, L (1, 3) OBP: 0.339, SLG: 0.408		x 0-0 ① F5		x 0-0 ② L6			x 0-0 ① F4		x 0-0 G6-4-3 1B	4	0	1	0	0	0	1
Ron Cey, R (1, 5) OBP: 0.382, SLG: 0.524		x 0-0 FC3-6 1B		SSS 0-3 ③ K			x 0-0 HR		x 0-0 ①② G6-4-3 1-2f	4	1	2	1	0	1	2
Shawon Dunston, R (1, 6) OBP: 0.307, SLG: 0.445		x 0-0 ② FC3-6 1-2f			x 0-0 ① 4-3		x 0-0 E5 1B		x 0-0 ③ 4-3	4	0	1	0	0	0	1
Scott Sanderson, R (1, 1) OBP: 0.083, SLG: 0.086		SSS 0-3 ③ K			SSS 0-3 ② K		SSS 0-3 ② K			2	0	0	0	0	2	1
Manny Trillo, R (7, PH) OBP: 0.410, SLG: 0.426										1	0	0	0	0	1	1
Ray Fontenot, L (7, 1) OBP: 0.200, SLG: 0.200										0	0	0	0	0	0	0
George Frazier, R (8, 1)										0	0	0	0	0	0	0

TOP

Chicago Cubs @ New York Mets

Shea Stadium, Flushing, NY

Mon Jul 28 1986, 7:05 PM EDT

Att. 38,890 - Unknown

livebaseballscorecards.com

AB	32
R	2
H	6
RBI	2
BB	3
SO	8
LOB	16

Inning Stats	1	2	3	4	5	6	7	8	9
	R: 0 E: 0 K: 2 S: 8	H: 1 LOB: 2 BB: 1 P: 12	R: 0 E: 0 K: 1 S: 6	H: 1 LOB: 1 BB: 0 P: 6	R: 0 E: 0 K: 1 S: 5	H: 0 LOB: 0 BB: 0 P: 5	R: 0 E: 0 K: 1 S: 5	H: 0 LOB: 1 BB: 1 P: 9	R: 0 E: 0 K: 1 S: 5	H: 0 LOB: 0 BB: 0 P: 5
	R: 1 E: 0 K: 0 S: 4	H: 1 LOB: 0 BB: 0 P: 4	R: 1 E: 1 K: 1 S: 7	H: 2 LOB: 1 BB: 0 P: 7	R: 0 E: 1 K: 1 S: 5	H: 0 LOB: 1 BB: 1 P: 9	R: 0 E: 0 K: 0 S: 3	H: 1 LOB: 0 BB: 0 P: 3	1B: 4 2B: 0 3B: 0 HR: 2	SF: 0 SAC: 0 DP: 2 HBP: 0

WP: 0 PB: 0 SB: 0 CS: 0 PA: 35

PITCHER	IP	WLS	BF	H	R	ER	SO	BB	IBB	HBP	BLK	WP	HR	S	P	ERA	WHIP
Bob Ojeda, L (1, 1) ERA: 2.28	7.0	W	30	5	2	2	7	3	0	0	0	0	2	41	53	2.57	1.143
Roger McDowell, R (8, 1) ERA: 2.26	2.0	S	5	1	0	0	1	0	0	0	0	0	0	7	7	0.00	0.500

PITCHER	IP	WLS	BF	H	R	ER	SO	BB	IBB	HBP	BLK	WP	HR	S	P	ERA	WHIP

Chicago Cubs @ New York Mets

Shea Stadium, Flushing, NY

Mon Jul 28 1986, 7:05 PM EDT

Att. 38,890 - Unknown

BOTTOM

livebaseballscorecards.com

Batter	1	2	3	4	5	6	7	8	9	AB	R	H	RBI	BB	SO	LOB
Lenny Dykstra, L (1, 8) OBP: 0.406, SLG: 0.514	G3	F7			F7		F7	PB, 1B 1-2 2-H		5	0	1	1	0	0	0
Wally Backman, S (1, 4) OBP: 0.381, SLG: 0.395	2B, BB, 1B	1-3			FC5, BB, 1B		5-3	F8 1-2 2-3		5	1	2	0	0	0	2
Keith Hernandez, L (1, 3) OBP: 0.388, SLG: 0.418	BB, 2B 1-3 2B	4-3			BB 1-2			HR, BB		2	2	1	0	2	0	0
Gary Carter, R (1, 2) OBP: 0.331, SLG: 0.428	BB, 2B, HBP	F4			FC5 2-3f			F9		3	1	0	0	0	0	3
Darryl Strawberry, L (1, 9) OBP: 0.390, SLG: 0.556	K	4-3				CS, 1B		1-H, HR		4	1	2	2	0	1	3
Kevin Mitchell, R (1, 7) OBP: 0.400, SLG: 0.575	2B, BB 1-2 2-3 3-H		CS, 1B			1-2, HR		E, 1B		3	3	3	2	1	0	0
Howard Johnson, S (1, 5) OBP: 0.351, SLG: 0.492	1-H 2-H 3-H 2B		K 1-2			F2		F8		4	0	1	3	0	1	2
Rafael Santana, R (1, 6) OBP: 0.249, SLG: 0.199	F8		6-3			F8		E5, 1B 1-2 1B		4	1	0	0	0	0	2
Bob Ojeda, L (1, 1) OBP: 0.085, SLG: 0.085		F6			G3		4-3	PB, 1B 1-2 2-H 1B		3	0	0	0	0	0	0
Roger McDowell, R (8, 1) OBP: 0.400, SLG: 0.357										1	0	1	1	0	0	0
Inning Stats	R: 4 E: 0 K: 1 S: 8 H: 3 LOB: 1 BB: 1 P: 13	R: 0 E: 0 K: 0 S: 3 H: 0 LOB: 0 BB: 0 P: 3	R: 0 E: 0 K: 0 S: 3 H: 0 LOB: 0 BB: 0 P: 3	R: 0 E: 0 K: 1 S: 5 H: 1 LOB: 0 BB: 0 P: 5	R: 0 E: 0 K: 0 S: 4 H: 1 LOB: 2 BB: 1 P: 8	R: 1 E: 0 K: 0 S: 4 H: 2 LOB: 0 BB: 0 P: 4	R: 0 E: 0 K: 0 S: 3 H: 0 LOB: 0 BB: 0 P: 3	R: 4 E: 1 K: 0 S: 8 H: 4 LOB: 2 BB: 1 P: 12		1B: 7 2B: 3 3B: 0 HR: 2 SF: 0 SAC: 0 DP: 1 HBP: 1				WP: 0 PB: 1 SB: 0 CS: 2 PA: 38		

	AB	34
	R	9
	H	11
	RBI	9
	BB	3
	SO	2
	LOB	12

PITCHER	IP	WLS	BF	H	R	ER	SO	BB	IBB	HBP	BLK	WP	HR	S	P	ERA	WHIP
Scott Sanderson, R (1, 1) ERA: 3.98	6.0	L	26	7	5	5	2	2	0	1	0	0	1	27	36	7.50	1.500
Ray Fontenot, L (7, 1) ERA: 3.5	1.2		11	4	4	2	0	1	0	0	0	0	1	10	14	10.80	3.000
George Frazier, R (8, 1) ERA: 5.36	0.1		1	0	0	0	0	0	0	0	0	0	0	1	1	0.00	0.000

PITCHER	IP	WLS	BF	H	R	ER	SO	BB	IBB	HBP	BLK	WP	HR	S	P	ERA	WHIP

Batter	1	2	3	4	5	6	7	8	9	AB	R	H	RBI	BB	SO	LOB
Jerry Mumphrey, S (1, 8) OBP: 0.373, SLG: 0.384	K 23 1B 1B		1-3			2-3 1B			K	4	0	2	0	0	1	1
23 Ryne Sandberg, R (1, 4) OBP: 0.325, SLG: 0.428	CS 1-2 1B			F7		3-2 3-Hf			K	4	0	1	0	0	1	2
Thad Bosley, L (1, 7) OBP: 0.389, SLG: 0.354	K 1-2 2-3			4-3			4-3		K	4	0	0	0	0	2	2
Leon Durham, L (1, 3) OBP: 0.336, SLG: 0.405		K		F8			L6			3	0	0	0	0	1	0
Keith Moreland, R (1, 9) OBP: 0.346, SLG: 0.394		K			5-3		G3			3	0	0	0	0	1	0
Jody Davis, R (1, 2) OBP: 0.289, SLG: 0.419		F8			K			K		3	0	0	0	0	2	0
Ron Cey, R (1, 5) OBP: 0.381, SLG: 0.520			SH3-4 1B		5-3			5-3		3	0	1	0	0	0	0
Shawon Dunston, R (1, 6) OBP: 0.307, SLG: 0.449			F3			F7		3B		3	0	1	0	0	0	1
Steve Trout, L (1, 1) OBP: 0.222, SLG: 0.229			SH3-4 1-2			1B 23 3-2 2B		F9		0	0	0	0	0	0	0
Terry Francona, L (6, PH) OBP: 0.253, SLG: 0.239										1	0	1	0	0	0	0
George Frazier, R (6, 1)										0	0	0	0	0	0	0
Manny Trillo, R (8, PH) OBP: 0.403, SLG: 0.418										1	0	0	0	0	0	1
Dave Gumpert, R (8, 1)										0	0	0	0	0	0	0
Inning Stats	R: 0 E: 0 K: 1 S: 5 H: 2 LOB: 1 BB: 0 P: 5	R: 0 E: 0 K: 2 S: 7 H: 0 LOB: 0 BB: 0 P: 7	R: 0 E: 0 K: 0 S: 4 H: 1 LOB: 1 BB: 0 P: 4	R: 0 E: 0 K: 0 S: 3 H: 0 LOB: 0 BB: 0 P: 3	R: 0 E: 0 K: 1 S: 5 H: 0 LOB: 0 BB: 0 P: 5	R: 0 E: 0 K: 0 S: 4 H: 2 LOB: 1 BB: 0 P: 4	R: 0 E: 0 K: 0 S: 3 H: 0 LOB: 0 BB: 0 P: 3	R: 0 E: 0 K: 1 S: 6 H: 1 LOB: 1 BB: 0 P: 6	R: 0 E: 0 K: 3 S: 9 H: 0 LOB: 0 BB: 0 P: 9	1B: 4 2B: 3 3B: 1 HR: 0 SF: 0 SAC: 1 DP: 2 HBP: 0						

PITCHER	IP	WLS	BF	H	R	ER	SO	BB	IBB	HBP	BLK	WP	HR	S	P	ERA	WHIP
Ron Darling, R (1, 1) ERA: 2.62	9.0	W	30	6	0	0	8	0	0	0	0	0	0	46	46	0.00	0.667

PITCHER	IP	WLS	BF	H	R	ER	SO	BB	IBB	HBP	BLK	WP	HR	S	P	ERA	WHIP

TOP

Chicago Cubs @ New York Mets

Shea Stadium, Flushing, NY

Tue Jul 29 1986, 3:33 AM EDT

Unknown

livebaseballscorecards.com

AB	29
R	0
H	6
RBI	0
BB	0
SO	8
LOB	7

PA: 30

WP: 0
PB: 0
SB: 0
CS: 1

Batter	1	2	3	4	5	6	7	8	9	AB	R	H	RBI	BB	SO	LOB
Lenny Dykstra, L (1, 8) OBP: 0.404, SLG: 0.510	B4-3	K		WP S 2B 2-H 3-H 1B		F6				4	1	1	2	0	1	2
Tim Teufel, R (1, 4) OBP: 0.317, SLG: 0.368	4-3	FC4-6 BB		1-H 2B		K				3	0	1	1	1	1	0
Wally Backman, S (9, 4) OBP: 0.381, SLG: 0.395										0	0	0	0	0	0	0
Keith Hernandez, L (1, 3) OBP: 0.386, SLG: 0.416	BB BB 1B	FC4-6 1-2f		L9			L3			4	0	1	0	0	0	4
Gary Carter, R (1, 2) OBP: 0.332, SLG: 0.425	BB 1-2 BB	K		IBB			K			2	0	0	0	2	2	0
Darryl Strawberry, L (1, 9) OBP: 0.389, SLG: 0.551	BB 1-2 2-3	F7		4-3			K			3	0	0	0	1	1	2
Kevin Mitchell, R (1, 7) OBP: 0.392, SLG: 0.562	6-3	4-3			6-3			6-3		4	0	0	0	0	0	3
Ray Knight, R (1, 5) OBP: 0.346, SLG: 0.430		SH5-4 BB 1B		SH2 BB 1B	K			FC6 BB		3	1	2	0	1	1	0
Rafael Santana, R (1, 6) OBP: 0.253, SLG: 0.197		SH5-4 1-2 BB		SH2 1-2 1B BB	6-3			L7		2	1	0	0	2	0	1
Ron Darling, R (1, 1) OBP: 0.105, SLG: 0.073		SH5-4 1-2 2-3		SH2 1-2 2-3		K		FC6 1-2f		2	0	0	0	0	1	1
Inning Stats	R: 0 E: 0 K: 0 S: 4 H: 1 LOB: 3 BB: 2 P: 12	R: 0 E: 0 K: 1 S: 6 H: 1 LOB: 3 BB: 2 P: 14	R: 0 E: 0 K: 1 S: 5 H: 0 LOB: 0 BB: 0 P: 5	R: 3 E: 0 K: 0 S: 6 H: 3 LOB: 2 BB: 2 P: 14	R: 0 E: 0 K: 1 S: 5 H: 0 LOB: 0 BB: 0 P: 5	R: 0 E: 0 K: 2 S: 7 H: 0 LOB: 0 BB: 0 P: 7	R: 0 E: 0 K: 2 S: 7 H: 0 LOB: 0 BB: 0 P: 7	R: 0 E: 0 K: 0 S: 3 H: 0 LOB: 1 BB: 1 P: 7		1B: 4 2B: 1 3B: 0 HR: 0	SF: 0 SAC: 2 DP: 0 HBP: 0					

PITCHER		IP	WLS	BF	H	R	ER	SO	BB	IBB	HBP	BLK	WP	HR	S	P	ERA	WHIP
Steve Trout, L ERA: 4.75	(1, 1)	5.0	L	26	5	3	3	3	5	1	0	0	1	0	26	50	5.40	2.000
George Frazier, R ERA: 5.11	(6, 1)	2.0		6	0	0	0	4	0	0	0	0	0	0	14	14	0.00	0.000
Dave Gumpert, R ERA: 2.52	(8, 1)	1.0		4	0	0	0	0	1	0	0	0	0	0	3	7	0.00	1.000

PITCHER	IP	WLS	BF	H	R	ER	SO	BB	IBB	HBP	BLK	WP	HR	S	P	ERA	WHIP

BOTTOM

Chicago Cubs @ New York Mets

Shea Stadium, Flushing, NY

Tue Jul 29 1986, 3:33 AM EDT

Unknown

livebaseballscorecards.com

AB	27
R	3
H	5
RBI	3
BB	7
SO	7
LOB	13

Batter	1	2	3	4	5	6	7	8	9	AB	R	H	RBI	BB	SO	LOB
Bob Dernier, R (1, 8) OBP: 0.254, SLG: 0.253	4-3		BLK, 2-3, 1B		K		E5, 2-H, 1B			4	0	2	0	0	1	0
Manny Trillo, R (1, 4) OBP: 0.379, SLG: 0.390	F6		F8, 1-2, 3-H			F8	K			4	0	0	0	0	1	2
Gary Matthews, R (1, 7) OBP: 0.365, SLG: 0.452			6-3			K		F8		4	0	1	0	0	1	1
Jody Davis, R (8, 2) OBP: 0.289, SLG: 0.419	1B									0	0	0	0	0	0	0
Keith Moreland, R (1, 2) OBP: 0.348, SLG: 0.396 (8, 9)	F8			WP, 1B		1B, 1B		6-3		4	0	2	0	0	0	1
Jerry Mumphrey, S (1, 9) OBP: 0.372, SLG: 0.382 (8, 7)		4-3		F8		1-2, 1B		6-3		4	0	1	0	0	0	1
Lee Smith, R (8, 1)										0	0	0	0	0	0	0
Terry Francona, L (1, 3) OBP: 0.241, SLG: 0.227		F6		F8		F9			K	4	0	0	0	0	1	3
Shawon Dunston, R (1, 6) OBP: 0.304, SLG: 0.444		F8		F1, 1-2			6-3		5-3	4	0	0	0	0	0	1
Chris Speier, R (1, 5) OBP: 0.345, SLG: 0.434			1B, SH2-4, BLK, 1B		6-3		E5, SH3-4, E		1B	4	2	2	0	0	0	0
Jamie Moyer, L (1, 1)										1	0	0	0	0	0	0
Dave Martinez, L (8, 7) OBP: 0.174, SLG: 0.185			SH2-4, 1-2		5-3		SH3-4, 1-2		G3	1	0	0	0	0	0	1
Inning Stats	R: 0 E: 0 K: 0 S: 4 H: 1 LOB: 1 BB: 0 P: 4	R: 0 E: 0 K: 0 S: 3 H: 0 LOB: 0 BB: 0 P: 3	R: 1 E: 0 K: 0 S: 5 H: 2 LOB: 1 BB: 0 P: 5	R: 0 E: 0 K: 0 S: 4 H: 1 LOB: 1 BB: 0 P: 4	R: 0 E: 0 K: 1 S: 5 H: 0 LOB: 0 BB: 0 P: 5	R: 0 E: 0 K: 1 S: 7 H: 2 LOB: 2 BB: 0 P: 7	R: 1 E: 2 K: 1 S: 7 H: 1 LOB: 1 BB: 0 P: 7	R: 0 E: 0 K: 0 S: 3 H: 0 LOB: 0 BB: 0 P: 3	R: 0 E: 0 K: 1 S: 6 H: 1 LOB: 1 BB: 0 P: 6	1B: 8 2B: 0 3B: 0 HR: 0 SF: 0 SAC: 2 DP: 0 HBP: 0						

PITCHER		IP	WLS	BF	H	R	ER	SO	BB	IBB	HBP	BLK	WP	HR	S	P	ERA	WHIP
Rick Anderson, R ERA: 0.93	(1, 1)	6.0		24	6	1	1	2	0	0	0	1	1	0	28	28	1.50	1.000
Doug Sisk, R ERA: 3.67	(7, 1)	3.0	L	12	2	1	0	2	0	0	0	0	0	0	16	16	0.00	0.667

PITCHER	IP	WLS	BF	H	R	ER	SO	BB	IBB	HBP	BLK	WP	HR	S	P	ERA	WHIP

TOP

Chicago Cubs @ New York Mets

Shea Stadium, Flushing, NY

Tue Jul 29 1986, 7:05 PM EDT

Att. 45,731 - Unknown

livebaseballscorecards.com

AB	34
R	2
H	8
RBI	0
BB	0
SO	4
LOB	10

WP: 1 PA: 36
PB: 0
SB: 0
CS: 0

Chicago Cubs @ New York Mets

Shea Stadium, Flushing, NY

Tue Jul 29 1986, 7:05 PM EDT

Att. 45,731 - Unknown

BOTTOM

Batter	1	2	3	4	5	6	7	8	9	AB	R	H	RBI	BB	SO	LOB
Mookie Wilson, S (1, 8) OBP: 0.346, SLG: 0.451	S 1B		1-2 1B		F7			F8		4	0	2	0	0	0	0
Tim Teufel, R (1, 4) OBP: 0.310, SLG: 0.359	F9		F7			F4		F6		4	0	0	0	0	0	3
Kevin Mitchell, R (1, 9) OBP: 0.389, SLG: 0.561	F8 1-2		8-4 2-3f			1B 2B		6-3		4	1	1	0	0	0	3
Gary Carter, R (1, 3) OBP: 0.332, SLG: 0.421	BB			K		6-3			F8	3	0	0	0	1	1	1
George Foster, R (1, 7) OBP: 0.296, SLG: 0.441	K			E 1B BB		FC6 2-H 1B			F3	3	0	1	1	1	1	2
Ray Knight, R (1, 5) OBP: 0.346, SLG: 0.429 Doug Sisk, R (7, 1) Lenny Dykstra, L (9, PH) OBP: 0.403, SLG: 0.508		K		E9 G4-6-3 1-3 1B		FC6 1-2f			F8	3 0 1	0 0 0	1 0 0	0 0 0	0 0 0	1 0 0	1 0 0
Ed Hearn, R (1, 2) OBP: 0.373, SLG: 0.547		BB G4-6-3		G4-6-3 1-2f			4-3			2	0	0	0	1	0	2
Rafael Santana, R (1, 6) OBP: 0.250, SLG: 0.194		G4-6-3 1-2f			5-3		K			3	0	0	0	0	1	1
Rick Anderson, R (1, 1) OBP: 0.250, SLG: 0.250 Howard Johnson, S (7, 5) OBP: 0.349, SLG: 0.489			8-4 1B 1B		1-3		K			2 1	0 0	1 0	0 0	0 0	0 1	0 0
Inning Stats	R: 0 E: 0 K: 1 S: 6 H: 1 LOB: 2 BB: 1 P: 10	R: 0 E: 0 K: 1 S: 4 H: 0 LOB: 0 BB: 1 P: 8	R: 0 E: 0 K: 0 S: 4 H: 2 LOB: 1 BB: 0 P: 4	R: 0 E: 1 K: 1 S: 5 H: 1 LOB: 1 BB: 1 P: 9	R: 0 E: 0 K: 0 S: 3 H: 0 LOB: 0 BB: 0 P: 3	R: 1 E: 0 K: 0 S: 5 H: 2 LOB: 1 BB: 0 P: 5	R: 0 E: 0 K: 2 S: 7 H: 0 LOB: 0 BB: 0 P: 7	R: 0 E: 0 K: 0 S: 3 H: 0 LOB: 0 BB: 0 P: 3	R: 0 E: 0 K: 0 S: 3 H: 0 LOB: 0 BB: 0 P: 3	1B: 5 2B: 2 3B: 0 HR: 0 SF: 0 SAC: 0 DP: 3 HBP: 0						

livebaseballscorecards.com

AB	30
R	1
H	6
RBI	1
BB	3
SO	5
LOB	13

WP: 0 PB: 0 SB: 1 CS: 0 PA: 33

PITCHER		IP	WLS	BF	H	R	ER	SO	BB	IBB	HBP	BLK	WP	HR	S	P	ERA	WHIP
Jamie Moyer, L ERA: 5.06	(1, 1)	7.2	W	29	6	1	1	5	3	0	0	0	0	0	36	48	1.17	1.174
Lee Smith, R ERA: 3.21	(8, 1)	1.1	S	4	0	0	0	0	0	0	0	0	0	0	4	4	0.00	0.000

PITCHER	IP	WLS	BF	H	R	ER	SO	BB	IBB	HBP	BLK	WP	HR	S	P	ERA	WHIP

Batter	1	2	3	4	5	6	7	8	9	AB	R	H	RBI	BB	SO	LOB
Bob Dernier, R (1, 8) OBP: 0.257, SLG: 0.258	BBBB 4-0 S 23 S 2B BB	x 0-0 2B		x 0-0 E6 23 S			x 0-0 ① 2-3		x 0-0 E6 23 FC4	4	1	1	0	1	0	0
23 Ryne Sandberg, R (1, 4) OBP: 0.321, SLG: 0.423	SSS 0-3 ① K 1-2	SSS 0-3 ③ K		x 0-0 ③ F7 1-2			x 0-0 ② 5-3		x 0-0 ② FC4 BB 1-2f	5	0	0	0	0	2	4
Gary Matthews, R (1, 7) OBP: 0.371, SLG: 0.468 Dave Martinez, L (7, 7) OBP: 0.174, SLG: 0.185 Jerry Mumphrey, S (9, PH) (9, 7) OBP: 0.374, SLG: 0.382	BBBB 4-0 BB 2B BB		x 0-0 HR		x 0-0 1B		x 0-0 ③ 6-3	BBBB	4-0 1-2 BB	3 0 0	2 0 0	2 0 0	1 0 0	1 0 1	0 0 0	0 0 0
Keith Moreland, R (1, 9) OBP: 0.351, SLG: 0.397	BBBB 4-0 1-2 2-3 2B BB		x 0-0 1B		x 0-0 ① L7			x 0-0 BB 1B	x 0-0 ③ F7	4	1	2	0	1	0	3
Jody Davis, R (1, 2) OBP: 0.286, SLG: 0.414	SSS 0-3 ② K	SSS 0-3 ① K			x 0-0 ② F8			x 0-0 ① F9		4	0	0	0	0	2	6
Ron Cey, R (1, 5) OBP: 0.383, SLG: 0.523 Leon Durham, L (8, 3) OBP: 0.336, SLG: 0.405	x 0-0 1-H 2-H 3-H 2B	SSS 0-3 ② K		SSS 0-3 ③ K				BBBB 4-0 1-2 BB		3 0	0 0	1 0	3 0	1 0	2 0	2 0
Manny Trillo, R (1, 3) OBP: 0.357, SLG: 0.365 Lee Smith, R (8, 1)	SSS 0-3 ③ K	SSS 0-3 ③ K				x 0-0 ① 5-3		x 0-0 ② F7		4 0	0 0	0 0	0 0	0 0	2 0	4 0
Shawon Dunston, R (1, 6) OBP: 0.301, SLG: 0.440		SSS 0-3 ① K		x 0-0 ① F9		SSS 0-3 ② K		SSS 0-3 ③ K		4	0	0	0	0	3	2
Dennis Eckersley, R (1, 1) OBP: 0.163, SLG: 0.333 Terry Francona, L (6, PH) OBP: 0.238, SLG: 0.224 Frank DiPino, L (6, 1) OBP: 0.200, SLG: 0.200 Chris Speier, R (8, 5) OBP: 0.341, SLG: 0.429		SSS 0-3 ② K		SSS 0-3 ② K		x 0-0 ③ 4-3			SSS 0-3 ① K	2 1 0 1	0 0 0 0	0 0 0 0	0 0 0 0	0 0 0 0	2 0 0 1	0 0 0 0
Inning Stats	R: 3 H: 1 E: 0 LOB: 1 K: 3 BB: 3 S: 10 P: 22	R: 0 H: 1 E: 0 LOB: 1 K: 3 BB: 0 S: 10 P: 10	R: 1 H: 2 E: 0 LOB: 1 K: 3 BB: 0 S: 11 P: 11	R: 0 H: 0 E: 1 LOB: 1 K: 1 BB: 0 S: 6 P: 6	R: 0 H: 1 E: 0 LOB: 1 K: 1 BB: 0 S: 6 P: 6	R: 0 H: 0 E: 0 LOB: 0 K: 1 BB: 0 S: 5 P: 5	R: 0 H: 0 E: 0 LOB: 0 K: 0 BB: 0 S: 3 P: 3	R: 0 H: 1 E: 0 LOB: 2 K: 1 BB: 1 S: 6 P: 10	R: 0 H: 0 E: 1 LOB: 2 K: 1 BB: 1 S: 6 P: 10	1B: 3 2B: 2 3B: 0 HR: 1	SF: 0 SAC: 0 DP: 0 HBP: 0						

PITCHER		IP	WLS	BF	H	R	ER	SO	BB	IBB	HBP	BLK	WP	HR	S	P	ERA	WHIP
Sid Fernandez, L ERA: 3.18	(1, 1)	5.0	L	24	5	4	4	11	3	0	0	0	0	1	43	55	7.20	1.600
Doug Sisk, R ERA: 3.47	(6, 1)	2.0		6	0	0	0	1	0	0	0	0	0	0	8	8	0.00	0.000
Randy Myers, L ERA: 2.08	(8, 1)	2.0		10	1	0	0	2	2	0	0	0	0	0	12	20	0.00	1.500

PITCHER	IP	WLS	BF	H	R	ER	SO	BB	IBB	HBP	BLK	WP	HR	S	P	ERA	WHIP

TOP

Chicago Cubs @ New York Mets

Shea Stadium, Flushing, NY

Wed Jul 30 1986, 7:05 PM EDT

Att. 35,734 - Unknown

livebaseballscorecards.com

AB	35
R	4
H	6
RBI	4
BB	5
SO	14
LOB	21

Chicago Cubs @ New York Mets

Shea Stadium, Flushing, NY

Wed Jul 30 1986, 7:05 PM EDT

Att. 35,734 - Unknown

BOTTOM

Batter	1	2	3	4	5	6	7	8	9	AB	R	H	RBI	BB	SO	LOB
Lenny Dykstra, L (1, 8) OBP: 0.396, SLG: 0.498	K		1-3		G3		F7		K	5	0	0	0	0	2	1
Wally Backman, S (1, 4) OBP: 0.378, SLG: 0.391	K		F7		G3			1B BB SF9 1B	4-3	5	1	1	0	0	1	0
Keith Hernandez, L (1, 3) OBP: 0.387, SLG: 0.414	G3		WP BB			4-3		SF9 1B E 1-2 BB		2	1	0	0	2	0	0
Gary Carter, R (1, 2) OBP: 0.336, SLG: 0.428		1B 2B 2B	G3 1-2			1B		E 1-2 2-3 1B		4	1	3	0	0	0	1
Darryl Strawberry, L (1, 9) OBP: 0.384, SLG: 0.545		K		4-3		K		SF9 2-3 3-H		3	0	0	1	0	2	2
Danny Heep, L (1, 7) OBP: 0.384, SLG: 0.390		2B 2-3 1B		G3		K		K		2	0	1	0	0	0	0
Kevin Mitchell, R (6, PH) OBP: 0.386, SLG: 0.555 (7, 7)										2	0	0	0	0	2	3
Ray Knight, R (1, 5) OBP: 0.348, SLG: 0.431		K		HBP			2B	E6 1-2 3-H		3	0	1	0	0	1	3
Howard Johnson, S (1, 6) OBP: 0.346, SLG: 0.489		1-3 3-H 2B		F7			K	K		4	0	1	1	0	2	4
Sid Fernandez, L (1, 1)		G3			4-3		K		F6	1	0	0	0	0	0	2
Mookie Wilson, S (5, PH) OBP: 0.344, SLG: 0.449										1	0	0	0	0	0	0
Doug Sisk, R (6, 1)										0	0	0	0	0	0	0
George Foster, R (7, PH) OBP: 0.295, SLG: 0.439										1	0	0	0	0	1	1
Randy Myers, L (8, 1)										0	0	0	0	0	0	0
Tim Teufel, R (9, PH) OBP: 0.309, SLG: 0.357										1	0	0	0	0	0	0
Inning Stats	R: 0 E: 0 K: 2 S: 7 H: 0 LOB: 0 BB: 0 P: 7	R: 1 E: 0 K: 2 S: 10 H: 3 LOB: 2 BB: 0 P: 10	R: 0 E: 0 K: 0 S: 3 H: 0 LOB: 1 BB: 1 P: 7	R: 0 E: 0 K: 0 S: 3 H: 0 LOB: 1 BB: 0 P: 4	R: 0 E: 0 K: 0 S: 3 H: 0 LOB: 0 BB: 0 P: 3	R: 0 E: 0 K: 2 S: 8 H: 1 LOB: 1 BB: 0 P: 8	R: 0 E: 0 K: 2 S: 8 H: 1 LOB: 1 BB: 0 P: 8	R: 2 E: 1 K: 2 S: 10 H: 2 LOB: 2 BB: 1 P: 14	R: 0 E: 0 K: 1 S: 5 H: 0 LOB: 0 BB: 0 P: 5	1B: 4 2B: 3 3B: 0 HR: 0	SF: 1 SAC: 0 DP: 0 HBP: 1						

livebaseballscorecards.com

AB	34
R	3
H	7
RBI	2
BB	2
SO	11
LOB	17

WP: 1 PB: 0 SB: 0 CS: 0 PA: 38

PITCHER		IP	WLS	BF	H	R	ER	SO	BB	IBB	HBP	BLK	WP	HR	S	P	ERA	WHIP
Dennis Eckersley, R ERA: 4.72	(1, 1)	5.0	W	20	3	1	1	4	1	0	1	0	1	0	26	31	1.80	0.800
Frank DiPino, L ERA: 4.13	(6, 1)	2.1		12	4	2	1	4	1	0	0	0	0	0	19	23	3.86	2.143
Lee Smith, R ERA: 3.13	(8, 1)	1.2	S	6	0	0	0	3	0	0	0	0	0	0	12	12	0.00	0.000

PITCHER	IP	WLS	BF	H	R	ER	SO	BB	IBB	HBP	BLK	WP	HR	S	P	ERA	WHIP

Batter	1	2	3	4	5	6	7	8	9	AB	R	H	RBI	BB	SO	LOB
Tim Raines, S (1, 7) OBP: 0.409, SLG: 0.512	BBBB 4-0 1B SF9 BB		BBBB 4-0 1B CS BB		x 0-0 ③ 4-3			x 0-0 ② 4-3		2	1	0	0	2	0	1
Mitch Webster, S (1, 8) OBP: 0.364, SLG: 0.415	x 0-0 1-3 K 1B		x 0-0 1-3 1B			x 0-0 ① 3-1		x 0-0 ③ 3-1		4	0	2	0	0	0	0
Andre Dawson, R (1, 9) OBP: 0.326, SLG: 0.493	x 0-0 ① SF9 3-H		0-0 ③ CS 3-H	x 0-0 ① 6-3		x 0-0 CS 1B			SSS 0-3 ① K	3	0	1	1	0	1	0
Hubie Brooks, R (1, 6) OBP: 0.388, SLG: 0.569 Wallace Johnson, S (9, PH) OBP: 0.143, SLG: 0.357	SSS 0-3 ② ③ K 1-2			x 0-0 2B		BBBB 4-0 ② FC6-4 1-2 BB			x 0-0 ② 4-3	2 1	0 0	1 0	0 0	1 0	1 0	1 0
Tim Wallach, R (1, 5) OBP: 0.333, SLG: 0.451		SSS 0-3 ① K	SSS 0-3 ② K			x 0-0 ③ FC6-4 1-2f			SSS 0-3 ③ K	4	0	0	0	0	3	2
Wayne Krenchicki, L (1, 3) OBP: 0.313, SLG: 0.343		SSS 0-3 ② K	x 0-0 ③ 3-1				x 0-0 ① F7			3	0	0	0	0	1	1
Mike Fitzgerald, R (1, 2) OBP: 0.364, SLG: 0.440 Tom Nieto, R (5, 2) OBP: 0.310, SLG: 0.297		SSS 0-3 ③ K			x 0-0 1B		x 0-0 ② 6-3			2 1	0 0	1 0	0 0	0 0	1 0	0 0
Tom Foley, L (1, 4) OBP: 0.371, SLG: 0.348			SSS 0-3 ① K		x 0-0 ① L6		x 0-0 ③ 6-3			3	0	0	0	0	1	1
Floyd Youmans, R (1, 1) OBP: 0.269, SLG: 0.255 Tim Burke, R (6, 1) George Wright, S (8, PH) OBP: 0.263, SLG: 0.311 Dennis Martinez, R (8, 1) OBP: 0.125, SLG: 0.250			SSS 0-3 ② K		x 0-0 ② F9			x 0-0 ① F8		2 0 1 0	0 0 0 0	0 0 0 0	0 0 0 0	1 0 0 0	1 0 0 0	1 0 0 0
Inning Stats	R: 1 E: 0 K: 1 S: 5 H: 1 LOB: 0 BB: 1 P: 9	R: 0 E: 0 K: 3 S: 9 H: 0 LOB: 0 BB: 0 P: 9	R: 0 E: 0 K: 2 S: 7 H: 1 LOB: 1 BB: 1 P: 11	R: 0 E: 0 K: 1 S: 6 H: 1 LOB: 1 BB: 0 P: 6	R: 0 E: 0 K: 0 S: 4 H: 1 LOB: 1 BB: 0 P: 4	R: 0 E: 0 K: 0 S: 3 H: 1 LOB: 1 BB: 1 P: 7	R: 0 E: 0 K: 0 S: 3 H: 0 LOB: 0 BB: 0 P: 3	R: 0 E: 0 K: 0 S: 3 H: 0 LOB: 0 BB: 0 P: 3	R: 0 E: 0 K: 2 S: 7 H: 0 LOB: 0 BB: 0 P: 7	1B: 4 2B: 1 3B: 0 HR: 0 SF: 1 SAC: 0 DP: 0 HBP: 0						

PITCHER		IP	WLS	BF	H	R	ER	SO	BB	IBB	HBP	BLK	WP	HR	S	P	ERA	WHIP
Dwight Gooden, R ERA: 2.93	(1, 1)	5.0	W	19	4	1	1	7	2	0	0	0	0	0	31	39	1.80	1.200
Roger McDowell, R ERA: 2.16	(6, 1)	4.0	S	13	1	0	0	2	1	0	0	0	0	0	16	20	0.00	0.500

PITCHER	IP	WLS	BF	H	R	ER	SO	BB	IBB	HBP	BLK	WP	HR	S	P	ERA	WHIP

TOP

Montreal Expos @ New York Mets

Shea Stadium, Flushing, NY

Fri Aug 01 1986, 7:05 PM EDT

Att. 47,883 - Unknown

livebaseballscorecards.com

AB	28
R	1
H	5
RBI	1
BB	3
SO	9
LOB	7

WP: 0 PB: 0 SB: 0 CS: 2 PA: 33

Batter	1	2	3	4	5	6	7	8	9	AB	R	H	RBI	BB	SO	LOB
Lenny Dykstra, L (1, 8) OBP: 0.397, SLG: 0.496	BBBB 4-0 4-3 S 1B BB		x 0-0 S 1B	x 0-0 ③ F7		x 0-0 ③ F9				3	1	1	0	1	0	3
Wally Backman, S (1, 4) OBP: 0.376, SLG: 0.386	x 0-0 ① 4-3 1-3		x 0-0 ① F6		BBBB 4-0 WP S BB		SSS 0-3 ① K			3	0	0	0	1	1	2
Keith Hernandez, L (1, 3) OBP: 0.386, SLG: 0.412	x 0-0 3-H 1B		x 0-0 ② F3		x 0-0 ① F6 1-2		x 0-0 ② G3			4	0	1	1	0	0	2
Gary Carter, R (1, 2) OBP: 0.332, SLG: 0.423	SSS 0-3 ② K		x 0-0 ③ F7 1-2		x 0-0 ② F8		x 0-0 ③ 6-3			4	0	0	0	0	1	3
Darryl Strawberry, L (1, 9) OBP: 0.386, SLG: 0.542	SSS 0-3 ③ K			BBBB 4-0 1B 1B BB	4-0 WP IBB			x 0-0 ① 4-3		2	1	0	0	2	1	1
Kevin Mitchell, R (1, 7) OBP: 0.383, SLG: 0.559		x 0-0 SF7 3B	x 0-0 ① F4	x 0-0 ③ L4 1-2 2-3				x 0-0 ② 6-3		4	1	1	0	0	0	3
Ray Knight, R (1, 5) OBP: 0.350, SLG: 0.434		x 0-0 ① SF7 3-H	x 0-0 FC4-6 1B 1-2 1B			x 0-0 SH3-4 1B		x 0-0 ③ L6		3	0	2	1	0	0	0
Rafael Santana, R (1, 6) OBP: 0.251, SLG: 0.196		x 0-0 ② 6-3	x 0-0 FC4-6 1-2 2-H 1B			x 0-0 ① F9				3	0	1	1	0	0	1
Dwight Gooden, R (1, 1) OBP: 0.118, SLG: 0.122		x 0-0 ③ F9	x 0-0 ② FC4-6 1-2f 2-3			x 0-0 ② SH3-4 1-2				2	0	0	0	0	0	2
Roger McDowell, R (6, 1) OBP: 0.400, SLG: 0.357										0	0	0	0	0	0	0
Inning Stats	R: 1 H: 1 E: 0 LOB: 1 K: 2 BB: 1 S: 8 P: 12	R: 1 H: 1 E: 0 LOB: 0 K: 0 BB: 0 S: 4 P: 4	R: 0 H: 1 E: 0 LOB: 1 K: 0 BB: 0 S: 4 P: 4	R: 1 H: 2 E: 0 LOB: 2 K: 0 BB: 1 S: 5 P: 9	R: 0 H: 0 E: 0 LOB: 2 K: 0 BB: 2 S: 3 P: 11	R: 0 H: 1 E: 0 LOB: 1 K: 0 BB: 0 S: 4 P: 4	R: 0 H: 0 E: 0 LOB: 0 K: 1 BB: 0 S: 5 P: 5	R: 0 H: 0 E: 0 LOB: 0 K: 0 BB: 0 S: 3 P: 3		1B: 5 SF: 1 2B: 0 SAC: 1 3B: 1 DP: 0 HR: 0 HBP: 0						

PITCHER	IP	WLS	BF	H	R	ER	SO	BB	IBB	HBP	BLK	WP	HR	S	P	ERA	WHIP
Floyd Youmans, R (1, 1) ERA: 3.84	5.0	L	24	5	3	3	2	3	1	0	0	1	0	24	40	5.40	1.600
Tim Burke, R (6, 1) ERA: 2.58	2.0		7	1	0	0	1	0	0	0	0	0	0	9	9	0.00	0.500
Dennis Martinez, R (8, 1) ERA: 7.17	1.0		3	0	0	0	0	0	0	0	0	0	0	3	3	0.00	0.000

PITCHER	IP	WLS	BF	H	R	ER	SO	BB	IBB	HBP	BLK	WP	HR	S	P	ERA	WHIP

BOTTOM

Montreal Expos @ New York Mets

Shea Stadium, Flushing, NY

Fri Aug 01 1986, 7:05 PM EDT

Att. 47,883 - Unknown

livebaseballscorecards.com

AB	28
R	3
H	6
RBI	3
BB	4
SO	3
LOB	17

WP: 1	PA: 34		
PB: 0			
SB: 3			
CS: 0			

Batter	1	2	3	4	5	6	7	8	9	AB	R	H	RBI	BB	SO	LOB
Tom Foley, L (1, 6) OBP: 0.367, SLG: 0.354	K		F8			4-3		2B		4	0	1	1	0	1	1
Mitch Webster, S (1, 8) OBP: 0.363, SLG: 0.412	F7			K		K		HBP		3	0	0	0	0	2	0
Tim Raines, S (1, 7) OBP: 0.408, SLG: 0.508	4-3			BB			F7	K		3	0	0	0	1	1	2
Andre Dawson, R (1, 9) OBP: 0.328, SLG: 0.491		K		F5			FC6-4 HBP		1B	3	0	1	0	0	1	1
Tim Wallach, R (1, 5) OBP: 0.329, SLG: 0.446		6-3		K			FC6-4 FC3-6		F4	4	0	0	0	0	1	3
Wayne Krenchicki, L (1, 3) OBP: 0.307, SLG: 0.336 Jim Wohlford, R (9, PH) OBP: 0.237, SLG: 0.255	F8				F7		FC3-6		L5	3 1	0 0	0 0	0 0	0 0	0 0	1 1
Vance Law, R (1, 4) OBP: 0.288, SLG: 0.289			6-3		F7			2B 1B	F7	4	1	1	0	0	0	1
Tom Nieto, R (1, 2) OBP: 0.311, SLG: 0.350			3B		1-3			F6		3	0	1	0	0	0	1
Bob Sebra, R (1, 1)			6-3			K		K		1	0	0	0	0	0	1
George Wright, S (6, PH) OBP: 0.262, SLG: 0.309										1	0	0	0	0	1	0
Andy McGaffigan, R (6, 1) OBP: 0.071, SLG: 0.071										0	0	0	0	0	0	0
Wallace Johnson, S (8, PH) OBP: 0.133, SLG: 0.333										1	0	0	0	0	1	1
Dave Tomlin, L (8, 1)										0	0	0	0	0	0	0
Inning Stats	R: 0 E: 0 K: 1 S: 5 H: 0 LOB: 0 BB: 0 P: 5	R: 0 E: 0 K: 1 S: 5 H: 0 LOB: 0 BB: 0 P: 5	R: 0 E: 0 K: 0 S: 4 H: 1 LOB: 1 BB: 0 P: 4	R: 0 E: 0 K: 2 S: 7 H: 0 LOB: 1 BB: 1 P: 11	R: 0 E: 0 K: 0 S: 3 H: 0 LOB: 0 BB: 0 P: 3	R: 0 E: 0 K: 2 S: 7 H: 0 LOB: 0 BB: 0 P: 7	R: 0 E: 0 K: 0 S: 3 H: 0 LOB: 1 BB: 0 P: 4	R: 1 E: 0 K: 2 S: 9 H: 2 LOB: 2 BB: 0 P: 10	R: 0 E: 0 K: 0 S: 4 H: 1 LOB: 1 BB: 0 P: 4	1B: 2 2B: 1 3B: 1 HR: 0	SF: 0 SAC: 0 DP: 0 HBP: 2			WP: 0 PB: 0 SB: 0 CS: 0	PA: 34		

PITCHER	IP	WLS	BF	H	R	ER	SO	BB	IBB	HBP	BLK	WP	HR	S	P	ERA	WHIP
Rick Aguilera, R (1, 1) ERA: 4.15	7.2	W	28	3	1	1	7	1	0	1	0	0	0	40	45	1.17	0.522
Jesse Orosco, L (8, 1) ERA: 2.83	1.1	S	6	1	0	0	1	0	0	1	0	0	0	7	8	0.00	0.750

PITCHER	IP	WLS	BF	H	R	ER	SO	BB	IBB	HBP	BLK	WP	HR	S	P	ERA	WHIP

TOP

Montreal Expos @ New York Mets

Shea Stadium, Flushing, NY

Sat Aug 02 1986, 7:05 PM EDT

Att. 43,069 - Unknown

livebaseballscorecards.com

AB	31
R	1
H	4
RBI	1
BB	1
SO	8
LOB	13

Batter	1	2	3	4	5	6	7	8	9	AB	R	H	RBI	BB	SO	LOB
Lenny Dykstra, L (1, 8) OBP: 0.399, SLG: 0.494	BBBB 4-0 S S 5-3 BB		x 0-0 ① G3 1B		x 0-0 ① FC1-6 CS 1-2f		x 0-0 E8 SH1-3 SF8			3	2	1	0	1	0	1
Wally Backman, S (1, 4) OBP: 0.375, SLG: 0.383	x 0-0 ① 5-3 1-2		x 0-0 ① F2		BBBB 4-0 ② 1B 3B 1-2 BB		x 0-0 ① SH1-3 2-3			2	1	0	0	1	0	2
Keith Hernandez, L (1, 3) OBP: 0.387, SLG: 0.412	BBBB 4-0 5-3 BB		x 0-0 ② G3 1-2		x 0-0 3B 1-3 1B		x 0-0 ② SF8 3-H			2	1	1	1	1	0	1
Gary Carter, R (1, 2) OBP: 0.332, SLG: 0.427	x 0-0 ② 5-3 1-2 2-H		x 0-0 ③ F3		x 0-0 3B 1-H 3-H		x 0-0 ③ 5-3			4	0	1	3	0	0	2
Darryl Strawberry, L (1, 9) OBP: 0.383, SLG: 0.536 Mookie Wilson, S (7, 7) OBP: 0.343, SLG: 0.447	SSS 0-3 ③ K			x 0-0 ① F7	SSS 0-3 ③ K			x 0-0 ① F7		3 1	0 0	0 0	0 0	0 0	2 0	2 0
Kevin Mitchell, R (1, 7) OBP: 0.381, SLG: 0.553 (7, 9)		x 0-0 ① 6-3		SSS 0-3 ② K		x 0-0 FC6-4 1B		SSS 0-3 ② K		4	0	1	0	0	2	0
Ray Knight, R (1, 5) OBP: 0.351, SLG: 0.438		x 0-0 ② F8		x 0-0 2B		x 0-0 ① FC6-4 5-3 1-2f		x 0-0 1B		4	0	2	0	0	0	1
Rafael Santana, R (1, 6) OBP: 0.251, SLG: 0.202		x 0-0 2B		x 0-0 ③ F3		x 0-0 ② 5-3 1-2		x 0-0 ③ F3		4	0	1	0	0	0	3
Rick Aguilera, R (1, 1) OBP: 0.242, SLG: 0.367 Jesse Orosco, R (8, 1)		x 0-0 ③ F8			x 0-0 FC1-6 1B	x 0-0 ③ 6-3				3 0	0 0	1 0	0 0	0 0	0 0	2 0
Inning Stats	R: 1 H: 0 E: 0 LOB: 1 K: 1 BB: 2 S: 5 P: 13	R: 0 H: 1 E: 0 LOB: 1 K: 0 BB: 0 S: 4 P: 4	R: 0 H: 1 E: 0 LOB: 1 K: 0 BB: 0 S: 4 P: 4	R: 0 H: 1 E: 0 LOB: 1 K: 1 BB: 0 S: 6 P: 6	R: 2 H: 3 E: 0 LOB: 1 K: 1 BB: 1 S: 7 P: 11	R: 0 H: 1 E: 0 LOB: 1 K: 0 BB: 0 S: 4 P: 4	R: 1 H: 0 E: 1 LOB: 0 K: 0 BB: 0 S: 4 P: 4	R: 0 H: 1 E: 0 LOB: 1 K: 1 BB: 0 S: 6 P: 6		1B: 5 SF: 1 2B: 2 SAC: 1 3B: 1 DP: 0 HR: 0 HBP: 0						

PITCHER		IP	WLS	BF	H	R	ER	SO	BB	IBB	HBP	BLK	WP	HR	S	P	ERA	WHIP
Bob Sebra, R ERA: 5.68	(1, 1)	5.0	L	23	6	3	3	3	3	0	0	0	0	0	26	38	5.40	1.800
Andy McGaffigan, R ERA: 3.46	(6, 1)	2.0		8	1	1	0	0	0	0	0	0	0	0	8	8	0.00	0.500
Dave Tomlin, L ERA: 5.79	(8, 1)	1.0		4	1	0	0	1	0	0	0	0	0	0	6	6	0.00	1.000

PITCHER	IP	WLS	BF	H	R	ER	SO	BB	IBB	HBP	BLK	WP	HR	S	P	ERA	WHIP

BOTTOM

Montreal Expos @ New York Mets

Shea Stadium, Flushing, NY

Sat Aug 02 1986, 7:05 PM EDT

Att. 43,069 - Unknown

livebaseballscorecards.com

AB	30
R	4
H	8
RBI	4
BB	3
SO	4
LOB	14

Batter	1	2	3	4	5	6	7	8	9	10	AB	R	H	RBI	BB	SO	LOB
Al Newman, S (1, 4) OBP: 0.311, SLG: 0.262	K			4-3			5-3		1B		4	1	1	0	0	1	0
Luis Rivera, R (1, 6) OBP: 0.500, SLG: 0.500	3-1			5-3			1B 5-3		1B		4	2	2	0	0	0	0
Tim Raines, S (1, 7) OBP: 0.408, SLG: 0.507	6-3			BB CS			5-3		1B		3	0	1	1	1	0	1
Andre Dawson, R (1, 9) OBP: 0.330, SLG: 0.491		K		CS	E6 CS				G4-3		4	0	2	2	0	1	0
Tim Wallach, R (1, 5) OBP: 0.326, SLG: 0.441 Bob McClure, R (9, 1) Tim Burke, R (10, 1)		G3			6-3		K		G4-3		4 0 0	0 0 0	0 0 0	0 0 0	0 0 0	1 0 0	4 0 0
Vance Law, R (1, 3) (9, 5) OBP: 0.284, SLG: 0.285		F4			K			F8		G3	4	0	0	0	0	1	0
George Wright, S (1, 8) OBP: 0.261, SLG: 0.304			G1-6-3 BB		K			F9		4-3	3	0	0	0	1	1	0
Dann Bilardello, R (1, 2) OBP: 0.224, SLG: 0.264 Mitch Webster, S (8, PH) OBP: 0.362, SLG: 0.410 Tom Nieto, R (8, 2) OBP: 0.304, SLG: 0.341			G1-6-3		6-3			F9		K	2 1 1	0 0 0	0 0 0	0 0 0	0 0 0	0 0 1	1 0 0
Bryn Smith, R (1, 1) OBP: 0.152, SLG: 0.143 Jim Wohlford, R (9, PH) OBP: 0.233, SLG: 0.250 Wallace Johnson, S (9, 3) OBP: 0.133, SLG: 0.333			K		K				F8		2 1 0	0 0 0	0 0 0	0 0 0	0 0 0	2 0 0	0 0 0
Inning Stats	R: 0 E: 0 K: 1 S: 5 H: 0 LOB: 0 BB: 0 P: 5	R: 0 E: 0 K: 1 S: 5 H: 0 LOB: 0 BB: 0 P: 5	R: 0 E: 0 K: 1 S: 4 H: 0 LOB: 0 BB: 1 P: 8	R: 0 E: 0 K: 0 S: 2 H: 0 LOB: 0 BB: 1 P: 6	R: 0 E: 1 K: 1 S: 5 H: 0 LOB: 0 BB: 0 P: 5	R: 0 E: 0 K: 2 S: 7 H: 0 LOB: 0 BB: 0 P: 7	R: 1 E: 0 K: 1 S: 7 H: 2 LOB: 1 BB: 0 P: 7	R: 0 E: 0 K: 0 S: 3 H: 0 LOB: 0 BB: 0 P: 3	R: 2 E: 0 K: 0 S: 6 H: 4 LOB: 1 BB: 0 P: 6	R: 0 E: 0 K: 1 S: 5 H: 0 LOB: 0 BB: 0 P: 5	1B: 6 2B: 0 3B: 0 HR: 0 SF: 0 SAC: 0 DP: 2 HBP: 0	WP: 0 PB: 0 SB: 0 CS: 2 PA: 36					

PITCHER	IP	WLS	BF	H	R	ER	SO	BB	IBB	HBP	BLK	WP	HR	S	P	ERA	WHIP
Bob Ojeda, L (1, 1) ERA: 2.33	8.1		30	5	3	3	7	2	0	0	0	0	0	42	50	3.24	0.840
Roger McDowell, R (9, 1) ERA: 2.12	1.2	W	5	1	0	0	1	0	0	0	0	0	0	7	7	0.00	0.600

PITCHER	IP	WLS	BF	H	R	ER	SO	BB	IBB	HBP	BLK	WP	HR	S	P	ERA	WHIP

TOP

Montreal Expos @ New York Mets

Shea Stadium, Flushing, NY

Sun Aug 03 1986, 3:33 AM EDT

Att. 47,167 - Unknown

livebaseballscorecards.com

AB	33
R	3
H	6
RBI	3
BB	2
SO	8
LOB	6

Batter	1	2	3	4	5	6	7	8	9	10	AB	R	H	RBI	BB	SO	LOB
Lenny Dykstra, L (1, 8) OBP: 0.392, SLG: 0.486	4-3		G3		F9		4-3		4-3		5	0	0	0	0	0	1
Wally Backman, S (1, 4) OBP: 0.380, SLG: 0.387	6-3		G4-6-3 1B			CS 1B		1-3		1B 1B	5	1	3	0	0	0	0
Keith Hernandez, L (1, 3) OBP: 0.385, SLG: 0.408	F7		G4-6-3 1-2f			F5		BB E 1B		F9	4	1	0	0	1	0	3
Kevin Mitchell, R (1, 7) OBP: 0.381, SLG: 0.547 (9, 9)		5-3		6-3		BB 1-2 1B		F7		1-2 1B	4	0	1	0	1	0	1
Danny Heep, L (1, 9) OBP: 0.400, SLG: 0.405 Roger McDowell, R (9, 1) OBP: 0.400, SLG: 0.357 Howard Johnson, S (10, PH) OBP: 0.344, SLG: 0.485		BB 1B 1B		FC6-4 1B		FC4-6 1-3 1B		E 1-2 1B		L4	3 0 1	2 0 0	3 0 0	0 0 0	1 0 0	0 0 0	0 0 2
Ray Knight, R (1, 5) OBP: 0.352, SLG: 0.440	L6			FC6-4 1-2f		FC4-6 1-2		E7 1-H 2-H 2B		1-2 2-H 1B	5	0	2	3	0	0	4
Ed Hearn, R (1, 2) OBP: 0.381, SLG: 0.536		1B 1-2 1B		F9		BB 6-3		6-3			3	0	1	0	1	0	2
Rafael Santana, R (1, 6) OBP: 0.251, SLG: 0.203		1-3 2-H 1B			1-3	6-3 1-2			6-3		4	0	1	1	0	0	1
Bob Ojeda, L (1, 1) OBP: 0.080, SLG: 0.080 Mookie Wilson, S (9, 7) OBP: 0.341, SLG: 0.444		K			4-3		K		K		3 1	0 0	0 0	0 0	0 0	2 1	3 0
Inning Stats	R: 0 E: 0 K: 0 S: 3 H: 0 LOB: 0 BB: 0 P: 3	R: 1 E: 0 K: 1 S: 7 H: 2 LOB: 2 BB: 1 P: 11	R: 0 E: 0 K: 0 S: 3 H: 1 LOB: 0 BB: 0 P: 3	R: 0 E: 0 K: 0 S: 4 H: 1 LOB: 1 BB: 0 P: 4	R: 0 E: 0 K: 0 S: 3 H: 0 LOB: 0 BB: 0 P: 3	R: 0 E: 0 K: 0 S: 4 H: 2 LOB: 2 BB: 1 P: 8	R: 0 E: 0 K: 1 S: 5 H: 0 LOB: 1 BB: 1 P: 9	R: 2 E: 1 K: 0 S: 5 H: 2 LOB: 1 BB: 1 P: 9	R: 0 E: 0 K: 1 S: 5 H: 0 LOB: 0 BB: 0 P: 5	R: 1 E: 0 K: 0 S: 5 H: 3 LOB: 2 BB: 0 P: 5	1B: 10 2B: 1 3B: 0 HR: 0 SF: 0 SAC: 0 DP: 1 HBP: 0						

PITCHER		IP	WLS	BF	H	R	ER	SO	BB	IBB	HBP	BLK	WP	HR	S	P	ERA	WHIP
Bryn Smith, R ERA: 3.89	(1, 1)	8.0		34	8	3	3	2	4	0	0	0	0	0	34	50	3.38	1.500
Bob McClure, L ERA: 4.09	(9, 1)	1.1	L	5	1	1	1	1	0	0	0	0	0	0	7	7	6.75	0.750
Tim Burke, R ERA: 2.57	(10, 1)	0.1		3	2	0	0	0	0	0	0	0	0	0	3	3	0.00	6.000

PITCHER	IP	WLS	BF	H	R	ER	SO	BB	IBB	HBP	BLK	WP	HR	S	P	ERA	WHIP

BOTTOM

Montreal Expos @ New York Mets

Shea Stadium, Flushing, NY

Sun Aug 03 1986, 3:33 AM EDT
Att. 47,167 - Unknown

livebaseballscorecards.com

AB	38
R	4
H	11
RBI	4
BB	4
SO	3
LOB	17

1B: 10 SF: 0
2B: 1 SAC: 0
3B: 0 DP: 1
HR: 0 HBP: 0

WP: 0 PA: 42
PB: 0
SB: 0
CS: 1

New York Mets @ Chicago Cubs

Wrigley Field, Chicago, IL

Mon Aug 04 1986, 3:33 AM CDT

Att. 29,016 - Unknown

livebaseballscorecards.com

TOP

Batter	1	2	3	4	5	6	7	8	9	AB	R	H	RBI	BB	SO	LOB
Lenny Dykstra, L (1, 8) OBP: 0.387, SLG: 0.479	4-3		4-3			E3 BLK		K		4	0	0	0	0	1	0
Wally Backman, S (1, 4) OBP: 0.374, SLG: 0.381	K		4-3			F7		6-3		4	0	0	0	0	1	1
Keith Hernandez, L (1, 3) OBP: 0.381, SLG: 0.403	K		K			1-3 1-2		F8		4	0	0	0	0	2	1
Gary Carter, R (1, 2) OBP: 0.328, SLG: 0.422		4-3		F8		F8			F9	4	0	0	0	0	0	1
Danny Heep, L (1, 9) OBP: 0.390, SLG: 0.392		G3		L3			4-3		5-3	4	0	0	0	0	0	0
Kevin Mitchell, R (1, 7) (7, 5) OBP: 0.383, SLG: 0.551		1B 2B		K			F8		1B	4	1	2	0	0	1	0
Howard Johnson, S (1, 5) (7, 6) OBP: 0.348, SLG: 0.489		4-0 1B IBB			F5		2B		K	3	1	1	0	1	1	1
Rafael Santana, R (1, 6) OBP: 0.253, SLG: 0.205		1-3 2-H 1B			F7		2-H 2B			2	0	1	1	0	0	0
Mookie Wilson, S (7, PH) (7, 7) OBP: 0.344, SLG: 0.452										1	0	1	1	0	0	0
Ron Darling, R (1, 1) OBP: 0.102, SLG: 0.070		L3			K		K			2	0	0	0	0	1	2
George Foster, R (7, PH) OBP: 0.294, SLG: 0.437										1	0	0	0	0	1	1
Randy Myers, L (7, 1)										0	0	0	0	0	0	0
Doug Sisk, R (7, 1)										0	0	0	0	0	0	0
Inning Stats	R: 0 E: 0 K: 2 S: 7 H: 0 LOB: 0 BB: 0 P: 7	R: 1 E: 0 K: 0 S: 5 H: 2 LOB: 2 BB: 1 P: 9	R: 0 E: 0 K: 1 S: 5 H: 0 LOB: 0 BB: 0 P: 5	R: 0 E: 0 K: 1 S: 5 H: 0 LOB: 0 BB: 0 P: 5	R: 0 E: 0 K: 1 S: 5 H: 0 LOB: 0 BB: 0 P: 5	R: 0 E: 1 K: 0 S: 4 H: 0 LOB: 1 BB: 0 P: 4	R: 1 E: 0 K: 1 S: 7 H: 2 LOB: 1 BB: 0 P: 7	R: 0 E: 0 K: 1 S: 5 H: 0 LOB: 0 BB: 0 P: 5	R: 0 E: 0 K: 1 S: 6 H: 1 LOB: 1 BB: 0 P: 6	1B: 2 2B: 3 3B: 0 HR: 0 SF: 0 SAC: 0 DP: 0 HBP: 0						

	AB	33
	R	2
	H	5
	RBI	2
	BB	1
	SO	8
	LOB	7

WP: 0 PB: 0 SB: 0 CS: 0 PA: 34

PITCHER		IP	WLS	BF	H	R	ER	SO	BB	IBB	HBP	BLK	WP	HR	S	P	ERA	WHIP
Dennis Eckersley, R ERA: 4.61	(1, 1)	7.0	W	27	4	2	2	6	0	1	0	1	0	0	38	42	2.57	0.571
Lee Smith, R ERA: 3.03	(8, 1)	2.0	S	7	1	0	0	2	0	0	0	0	0	0	11	11	0.00	0.500

PITCHER		IP	WLS	BF	H	R	ER	SO	BB	IBB	HBP	BLK	WP	HR	S	P	ERA	WHIP

Batter	1	2	3	4	5	6	7	8	9	AB	R	H	RBI	BB	SO	LOB
Bob Dernier, R (1, 8) OBP: 0.253, SLG: 0.254	5-3		K		B2	K		K		5	0	0	0	0	3	4
23 Ryne Sandberg, R (1, 4) OBP: 0.322, SLG: 0.420	F8		K		6-3 1-3 2B		E5 1-3			4	1	1	0	0	1	0
Jerry Mumphrey, S (1, 7) OBP: 0.366, SLG: 0.373 (8, 9)	4-3		K		6-3 2-3 3-H		1-3 1-2			4	0	0	1	0	1	2
Keith Moreland, R (1, 9) OBP: 0.345, SLG: 0.390		K		1B 1B 1B	2B 3-H		BB			2	0	1	0	0	1	0
Terry Francona, L (5, 9) OBP: 0.262, SLG: 0.253										1	0	1	1	1	0	0
Lee Smith, R (8, 1)										0	0	0	0	0	0	0
Leon Durham, L (1, 3) OBP: 0.332, SLG: 0.394		BB 1B 1B		F8	K		K			4	1	1	0	0	2	4
Jody Davis, R (1, 2) OBP: 0.289, SLG: 0.418		FC5-4 1B 1-2 BB		1B 1-2 1B	5-3		F9			3	0	1	0	1	0	2
Ron Cey, R (1, 5) OBP: 0.392, SLG: 0.534		FC5-4 1-2 2-H 1B		1-2 2-H 1B	HR			G4-6-3 HBP BB		3	1	3	2	1	0	0
Chris Speier, R (8, PR) OBP: 0.333, SLG: 0.418 (9, 5)										0	0	0	0	0	0	0
Shawon Dunston, R (1, 6) OBP: 0.300, SLG: 0.439		FC5-4 1-2f 2-3		4-3	SH1-4 1B			G4-6-3 HBP 1-2		3	0	1	0	0	0	4
Dennis Eckersley, R (1, 1) OBP: 0.176, SLG: 0.327		K			23 2B 6-3 BB	SH1-4 1-2		G4-6-3 1-2f 2-3		1	1	0	0	1	1	2
Thad Bosley, L (8, 7) OBP: 0.372, SLG: 0.337										1	0	0	0	0	0	2
Inning Stats	R: 0 E: 0 K: 0 S: 3 H: 0 LOB: 0 BB: 0 P: 3	R: 1 E: 0 K: 2 S: 9 H: 2 LOB: 2 BB: 1 P: 13	R: 0 E: 0 K: 3 S: 9 H: 0 LOB: 0 BB: 0 P: 9	R: 0 E: 0 K: 0 S: 5 H: 3 LOB: 2 BB: 0 P: 5	R: 2 E: 0 K: 1 S: 7 H: 2 LOB: 1 BB: 1 P: 11	R: 1 E: 0 K: 1 S: 7 H: 2 LOB: 1 BB: 0 P: 7	R: 0 E: 1 K: 1 S: 6 H: 0 LOB: 2 BB: 1 P: 10	R: 0 E: 0 K: 1 S: 4 H: 0 LOB: 2 BB: 1 P: 9		1B: 6 2B: 2 3B: 0 HR: 1 SF: 0 SAC: 1 DP: 1 HBP: 1				WP: 0 PB: 0 SB: 0 CS: 0 PA: 37		

BOTTOM

New York Mets @ Chicago Cubs

Wrigley Field, Chicago, IL

Mon Aug 04 1986, 3:33 AM CDT

Att. 29,016 - Unknown

livebaseballscorecards.com

AB	31
R	4
H	9
RBI	4
BB	4
SO	9
LOB	20

PITCHER		IP	WLS	BF	H	R	ER	SO	BB	IBB	HBP	BLK	WP	HR	S	P	ERA	WHIP
Ron Darling, R ERA: 2.75	(1, 1)	6.0	L	28	9	4	4	7	2	0	0	0	0	1	40	48	6.00	1.833
Randy Myers, L ERA: 1.8	(7, 1)	0.2		4	0	0	0	1	1	0	0	0	0	0	5	9	0.00	1.500
Doug Sisk, R ERA: 3.35	(7, 1)	1.1		5	0	0	0	1	1	0	1	0	0	0	5	10	0.00	0.750

PITCHER	IP	WLS	BF	H	R	ER	SO	BB	IBB	HBP	BLK	WP	HR	S	P	ERA	WHIP

Batter	1	2	3	4	5	6	7	8	9	AB	R	H	RBI	BB	SO	LOB
Mookie Wilson, S (1, 8) OBP: 0.345, SLG: 0.466	HR		6-3		K			1B HR 1B	F6	5	2	2	1	0	1	1
Tim Teufel, R (1, 4) OBP: 0.313, SLG: 0.357	F8		F6			2B SF9 BB		1-2 HR 1B		3	2	1	0	1	0	0
Keith Hernandez, L (1, 3) OBP: 0.382, SLG: 0.415	K		K			SF9 1-3 2B		1-H 2-H HR		4	1	2	3	0	2	0
Gary Carter, R (1, 2) OBP: 0.328, SLG: 0.424	F3			FC5 2B		SF9 2-3 3-H		K		3	0	1	1	0	1	0
Kevin Mitchell, R (1, 9) (6, 7) OBP: 0.381, SLG: 0.543		K		FC5 BB		6-3		K		3	0	0	0	1	2	1
George Foster, R (1, 7) OBP: 0.290, SLG: 0.431 Doug Sisk, R (6, 1) Danny Heep, L (8, PH) OBP: 0.394, SLG: 0.397 Roger McDowell, R (8, 1) OBP: 0.400, SLG: 0.357		K		FC5 G6-4-3 1-2 2-3f		K		CS 1B		3 0 1 0	0 0 0 0	0 0 1 0	0 0 0 0	0 0 0 0	2 0 0 0	3 0 0 0
Ray Knight, R (1, 5) OBP: 0.351, SLG: 0.436		1B BB		G6-4-3 1-2f			F9	CS 1-2	F3	3	0	0	0	1	0	2
Rafael Santana, R (1, 6) OBP: 0.254, SLG: 0.207 Wally Backman, S (9, PH) OBP: 0.376, SLG: 0.384		1-2 1B			4-3		1-3		1B	3 1	0 0	1 1	0 0	0 0	0 0	0 0
Sid Fernandez, L (1, 1) OBP: 0.224, SLG: 0.234 Darryl Strawberry, L (6, 9) OBP: 0.380, SLG: 0.533		K			4-3		4-3		K	2 2	0 0	0 0	0 0	0 0	1 1	2 1
Inning Stats	R: 1 E: 0 K: 1 S: 6 H: 1 LOB: 0 BB: 0 P: 6	R: 0 E: 0 K: 3 S: 10 H: 1 LOB: 2 BB: 1 P: 14	R: 0 E: 0 K: 1 S: 5 H: 0 LOB: 0 BB: 0 P: 5	R: 0 E: 0 K: 0 S: 3 H: 1 LOB: 1 BB: 1 P: 7	R: 0 E: 0 K: 1 S: 5 H: 0 LOB: 0 BB: 0 P: 5	R: 1 E: 0 K: 1 S: 6 H: 1 LOB: 1 BB: 1 P: 10	R: 0 E: 0 K: 0 S: 3 H: 0 LOB: 0 BB: 0 P: 3	R: 3 E: 0 K: 2 S: 10 H: 4 LOB: 0 BB: 0 P: 10	R: 0 E: 0 K: 1 S: 6 H: 1 LOB: 1 BB: 0 P: 6	1B: 5 2B: 2 3B: 0 HR: 2 SF: 1 SAC: 0 DP: 1 HBP: 0						

PITCHER		IP	WLS	BF	H	R	ER	SO	BB	IBB	HBP	BLK	WP	HR	S	P	ERA	WHIP
Jamie Moyer, L ERA: 5.31	(1, 1)	7.0		30	7	5	5	7	3	0	0	0	0	2	41	53	6.43	1.429
Lee Smith, R ERA: 2.94	(8, 1)	2.0	W	7	2	0	0	3	0	0	0	0	0	0	13	13	0.00	1.000

PITCHER	IP	WLS	BF	H	R	ER	SO	BB	IBB	HBP	BLK	WP	HR	S	P	ERA	WHIP

TOP

New York Mets @ Chicago Cubs

Wrigley Field, Chicago, IL

Tue Aug 05 1986, 3:33 AM CDT

Att. 28,211 - Unknown

livebaseballscorecards.com

AB	33
R	5
H	9
RBI	5
BB	3
SO	10
LOB	10

WP: 0	PA: 38
PB: 0	
SB: 0	
CS: 1	

Batter	1	2	3	4	5	6	7	8	9	AB	R	H	RBI	BB	SO	LOB
Bob Dernier, R (1, 8) OBP: 0.249, SLG: 0.249	6-3	6-3			6-3	5-3		2-H 3-H HR		4	0	0	0	0	0	3
Jerry Mumphrey, S (8, PH) (9, 8) OBP: 0.369, SLG: 0.388										1	1	1	3	0	0	0
23 Ryne Sandberg, R (1, 4) OBP: 0.321, SLG: 0.415	K		F8		BB 1B S	L6		1-3		4	1	0	0	1	1	3
Gary Matthews, R (1, 7) OBP: 0.371, SLG: 0.469	BB		K		1-H 1B		5-3			3	0	1	1	1	1	0
Keith Moreland, R (1, 9) OBP: 0.342, SLG: 0.386	F7		F9		F9		5-3			4	0	0	0	0	0	2
Jody Davis, R (1, 2) OBP: 0.291, SLG: 0.424		HR 2B		F8		1B 1B 2B	K			4	2	2	0	0	1	0
Ron Cey, R (1, 5) OBP: 0.403, SLG: 0.557		2-H HR		1B		1B 1B BB		SH 1B G4-2-3 1B		3	2	3	2	1	0	0
Leon Durham, L (8, PR) (9, 3) OBP: 0.332, SLG: 0.394										0	0	0	0	0	0	0
Manny Trillo, R (1, 3) OBP: 0.367, SLG: 0.366		1B		F8		SH5-4 1B 1-2 2-3 1B		G4-2-3 SH 1-2 HR 1B		4	1	3	0	0	0	1
(9, 5)																
Shawon Dunston, R (1, 6) OBP: 0.301, SLG: 0.438	K		F8			SH5-4 1-2 2-H 3-H 1B		SH G4-2-3 1-2 2-3 HR		3	1	1	2	0	1	2
Jamie Moyer, L (1, 1)		B3			K	SH5-4 1-2 2-3		G4-2-3 1-2 2-3 3-Hf		2	0	0	0	0	1	1
Lee Smith, R (8, 1)										0	0	0	0	0	0	0
Terry Francona, L (8, 7) OBP: 0.259, SLG: 0.250										1	0	0	0	0	0	3
Inning Stats	R: 0 H: 0 E: 0 LOB: 1 K: 1 BB: 1 S: 5 P: 9	R: 2 H: 3 E: 0 LOB: 1 K: 1 BB: 0 S: 8 P: 8	R: 0 H: 0 E: 0 LOB: 0 K: 1 BB: 0 S: 5 P: 5	R: 0 H: 1 E: 0 LOB: 1 K: 0 BB: 0 S: 4 P: 4	R: 1 H: 1 E: 0 LOB: 1 K: 1 BB: 1 S: 6 P: 10	R: 2 H: 3 E: 0 LOB: 2 K: 0 BB: 1 S: 6 P: 10	R: 0 H: 0 E: 0 LOB: 0 K: 1 BB: 0 S: 5 P: 5	R: 3 H: 3 E: 1 LOB: 1 K: 0 BB: 0 S: 6 P: 6		1B: 7 SF: 0 2B: 2 SAC: 2 3B: 0 DP: 1 HR: 2 HBP: 0						

BOTTOM

New York Mets @ Chicago Cubs

Wrigley Field, Chicago, IL

Tue Aug 05 1986, 3:33 AM CDT

Att. 28,211 - Unknown

livebaseballscorecards.com

AB	33
R	8
H	11
RBI	8
BB	3
SO	5
LOB	15

PITCHER		IP	WLS	BF	H	R	ER	SO	BB	IBB	HBP	BLK	WP	HR	S	P	ERA	WHIP
Sid Fernandez, L ERA: 3.38	(1, 1)	5.1		27	8	5	5	4	3	0	0	0	0	1	32	44	8.44	2.062
Doug Sisk, R ERA: 3.2	(6, 1)	1.2		5	0	0	0	1	0	0	0	0	0	0	7	7	0.00	0.000
Roger McDowell, R ERA: 2.39	(8, 1)	1.0	L	6	3	3	3	0	0	0	0	0	0	1	6	6	27.00	3.000

PITCHER	IP	WLS	BF	H	R	ER	SO	BB	IBB	HBP	BLK	WP	HR	S	P	ERA	WHIP

Batter	1	2	3	4	5	6	7	8	9	10	11	12	AB	R	H	RBI	BB	SO	LOB
Lenny Dykstra, L (1, 8) OBP: 0.393, SLG: 0.483	4-3 1B		G3		SF8 1-3 2-H 3-H 1B			1B SH5-3 FC6 1B	4-3		1-3 1B		6	1	4	2	0	0	1
Wally Backman, S (1, 4) OBP: 0.370, SLG: 0.378	4-3 1-2f		4-3		SF8 2-3 3-H			SH5-3 1-2		K	L6		4	0	0	1	0	1	3
Keith Hernandez, L (1, 3) OBP: 0.389, SLG: 0.425	HR			G5-4-3 1B	3-1			FC6 1B IBB		BB		E 1B 1B BB	3	2	2	1	3	0	1
Gary Carter, R (1, 2) OBP: 0.330, SLG: 0.424	F8			G5-4-3 1-2f		K		FC6 1-2 2-3 1B		BB 1-2		E6 1-3 1B 1B	5	1	2	0	1	1	1
Danny Heep, L (1, 9) OBP: 0.386, SLG: 0.388 Mookie Wilson, S (8, PH) (8, 7) OBP: 0.345, SLG: 0.464		K		F7		6-3		FC6 S 1-2f 2-3 3-H		F6		S 2-H 3-H 1B	3	0	0	0	0	1	0
													3	0	1	3	0	0	4
Kevin Mitchell, R (1, 7) OBP: 0.371, SLG: 0.528 (8, 9)		F3			K	5-3		K 1-2		1-3		K 1-2	6	0	0	0	0	3	5
Howard Johnson, S (1, 5) OBP: 0.354, SLG: 0.486 (9, 6)		E5			1B 1B 1B 1B		F9		1B 1B		K	G6-4-3 IBB	5	1	2	0	1	1	0
Rafael Santana, R (1, 6) OBP: 0.258, SLG: 0.212 Ray Knight, R (9, 5) OBP: 0.352, SLG: 0.437		F9			1B 1-2 1B 1B		F3		G4-6-3 1-3 1B		1B 1B	G6-4-3 1-2f	4	1	2	0	0	0	1
													2	0	1	0	0	0	2
Dwight Gooden, R (1, 1) OBP: 0.127, SLG: 0.132 Jesse Orosco, R (10, 1) George Foster, R (11, PH) OBP: 0.289, SLG: 0.429 Roger McDowell, R (11, 1) OBP: 0.400, SLG: 0.357			1-3		1B SF8 1-2 2-3 1B		4-3		G4-6-3 1-2f		K		4	1	1	0	0	0	2
													0	0	0	0	0	0	0
													1	0	0	0	0	1	1
													0	0	0	0	0	0	0
Inning Stats	R: 1 E: 0 K: 0 S: 4 H: 2 LOB: 0 BB: 0 P: 4	R: 0 E: 1 K: 1 S: 6 H: 0 LOB: 1 BB: 0 P: 6	R: 0 E: 0 K: 0 S: 3 H: 0 LOB: 0 BB: 0 P: 3	R: 0 E: 0 K: 0 S: 3 H: 1 LOB: 0 BB: 0 P: 3	R: 3 E: 0 K: 1 S: 9 H: 4 LOB: 1 BB: 0 P: 9	R: 0 E: 0 K: 1 S: 5 H: 0 LOB: 0 BB: 0 P: 5	R: 0 E: 0 K: 0 S: 3 H: 0 LOB: 0 BB: 0 P: 3	R: 1 E: 0 K: 1 S: 7 H: 2 LOB: 2 BB: 1 P: 11	R: 0 E: 0 K: 0 S: 4 H: 2 LOB: 1 BB: 0 P: 4	R: 0 E: 0 K: 1 S: 5 H: 0 LOB: 2 BB: 2 P: 13	R: 0 E: 0 K: 2 S: 9 H: 2 LOB: 2 BB: 0 P: 9	R: 2 E: 1 K: 1 S: 6 H: 2 LOB: 1 BB: 2 P: 14	1B: 14 2B: 1 3B: 0 HR: 1	SF: 1 SAC: 1 DP: 4 HBP: 0						

PITCHER		IP	WLS	BF	H	R	ER	SO	BB	IBB	HBP	BLK	WP	HR	S	P	ERA	WHIP
Ed Lynch, R ERA: 3.54	(1, 1)	7.1		31	9	5	5	3	0	1	0	0	0	1	36	40	6.14	1.227
Ray Fontenot, L ERA: 3.94	(8, 1)	0.1		1	0	0	0	0	0	0	0	0	0	0	1	1	0.00	0.000
Dave Gumpert, R ERA: 2.12	(8, 1)	1.0		4	2	0	0	1	0	0	0	0	0	0	6	6	0.00	2.000
Frank DiPino, L ERA: 4.61	(9, 1)	1.1		6	0	0	0	1	2	0	0	0	0	0	6	14	0.00	1.500
George Frazier, R ERA: 5.55	(11, 1)	1.0	L	7	3	2	1	2	1	0	0	0	0	0	10	14	9.00	4.000

PITCHER		IP	WLS	BF	H	R	ER	SO	BB	IBB	HBP	BLK	WP	HR	S	P	ERA	WHIP
Lee Smith, R ERA: 2.9	(12, 1)	1.0		4	1	0	0	1	0	1	0	0	0	0	5	9	0.00	1.000

TOP

New York Mets @ Chicago Cubs

Wrigley Field, Chicago, IL

Wed Aug 06 1986, 3:33 AM CDT

Unknown

livebaseballscorecards.com

AB	46
R	7
H	15
RBI	7
BB	5
SO	8
LOB	21

WP: 0	PA: 53
PB: 0	
SB: 2	
CS: 0	

Batter	1	2	3	4	5	6	7	8	9	10	11	12	AB	R	H	RBI	BB	SO	LOB
Bob Dernier, R (1, 8) OBP: 0.250, SLG: 0.246	F7		BB		F8			1B		F8		FC6-4 1B	2	1	0	0	1	0	0
Jerry Mumphrey, S (8, PH) OBP: 0.372, SLG: 0.392 (9, 8)													3	0	2	1	0	0	0
23 Ryne Sandberg, R (1, 4) OBP: 0.323, SLG: 0.422	F8		HR			BB		F8		BB 1B		FC6-4	5	1	2	2	1	0	3
Gary Matthews, R (1, 7) OBP: 0.366, SLG: 0.462	F3		K			G6-3		F8		BB 1B		F8	4	0	0	0	0	1	3
Frank DiPino, L (9, 1) OBP: 0.200, SLG: 0.200													0	0	0	0	0	0	0
Chris Speier, R (10, PH) OBP: 0.341, SLG: 0.418													0	0	0	0	1	0	0
George Frazier, R (11, 1)													0	0	0	0	0	0	0
Lee Smith, R (12, 1)													0	0	0	0	0	0	0
Manny Trillo, R (12, PH) OBP: 0.363, SLG: 0.361													1	0	0	0	0	0	1
Keith Moreland, R (1, 9) OBP: 0.340, SLG: 0.384		5-3		1B SF9 1B		K		F8		5-3			5	1	1	0	0	1	2
Leon Durham, L (1, 3) OBP: 0.332, SLG: 0.393	K		K	K 1-3 1B			K	HR 1B			K	K	3	0	1	0	0	2	0
Dave Gumpert, R (8, 1)													0	0	0	0	0	0	0
Thad Bosley, L (9, 7) OBP: 0.375, SLG: 0.341													2	1	1	0	0	1	0
Jody Davis, R (1, 2) OBP: 0.293, SLG: 0.432		BB		SF9 3-H			F7		HR 1B				3	1	1	3	1	1	0
Ron Cey, R (1, 5) OBP: 0.394, SLG: 0.543		F9		K 1-2			K		5-3		K	6-3	5	0	0	0	0	2	2
Shawon Dunston, R (1, 6) OBP: 0.297, SLG: 0.433			6-3		6-3			6-3	K			6-3	5	0	0	0	0	1	0
Ed Lynch, R (1, 1)			K		K			1B 1B		K		1B 2B	2	0	0	0	0	2	0
Ray Fontenot, L (8, 1) OBP: 0.200, SLG: 0.200													0	0	0	0	0	0	0
Terry Francona, L (8, 3) OBP: 0.273, SLG: 0.277													3	1	2	0	0	1	0
Inning Stats	R: 0 H: 0 E: 0 LOB: 0 K: 0 BB: 0 S: 3 P: 3	R: 0 H: 0 E: 0 LOB: 1 K: 1 BB: 1 S: 5 P: 9	R: 2 H: 1 E: 0 LOB: 0 K: 2 BB: 1 S: 8 P: 12	R: 1 H: 2 E: 0 LOB: 0 K: 1 BB: 0 S: 6 P: 6	R: 0 H: 0 E: 0 LOB: 0 K: 1 BB: 0 S: 5 P: 5	R: 0 H: 0 E: 0 LOB: 0 K: 1 BB: 1 S: 4 P: 8	R: 0 H: 0 E: 0 LOB: 0 K: 2 BB: 0 S: 7 P: 7	R: 0 H: 2 E: 0 LOB: 2 K: 0 BB: 0 S: 5 P: 5	R: 2 H: 2 E: 0 LOB: 0 K: 1 BB: 0 S: 7 P: 7	R: 0 H: 1 E: 0 LOB: 2 K: 1 BB: 1 S: 6 P: 10	R: 0 H: 0 E: 0 LOB: 0 K: 2 BB: 0 S: 7 P: 7	R: 1 H: 2 E: 0 LOB: 1 K: 0 BB: 0 S: 5 P: 5	1B: 7 SF: 1 2B: 1 SAC: 0 3B: 0 DP: 1 HR: 2 HBP: 0						

PITCHER		IP	WLS	BF	H	R	ER	SO	BB	IBB	HBP	BLK	WP	HR	S	P	ERA	WHIP
Dwight Gooden, R ERA: 3.05	(1, 1)	9.0		35	7	5	5	9	3	0	0	0	0	2	50	62	5.00	1.111
Jesse Orosco, L ERA: 2.77	(10, 1)	1.0		5	1	0	0	1	1	0	0	0	0	0	6	10	0.00	2.000
Roger McDowell, R ERA: 2.44	(11, 1)	2.0	W	8	2	1	1	2	0	0	0	0	0	0	12	12	4.50	1.000

PITCHER	IP	WLS	BF	H	R	ER	SO	BB	IBB	HBP	BLK	WP	HR	S	P	ERA	WHIP

BOTTOM

New York Mets @ Chicago Cubs

Wrigley Field, Chicago, IL

Wed Aug 06 1986, 3:33 AM CDT

Unknown

livebaseballscorecards.com

AB	43
R	6
H	10
RBI	6
BB	4
SO	12
LOB	11

Batter	1	2	3	4	5	6	7	8	9	AB	R	H	RBI	BB	SO	LOB
Lenny Dykstra, L (1, 8) OBP: 0.398, SLG: 0.488	L6			1B	2B		CS BB	1B 1-2 2-3	FC5 2-3f	5	1	3	0	1	0	2
Wally Backman, S (1, 4) OBP: 0.370, SLG: 0.377	4-3			HR 1-2	FC6-4 BB		L6 1-2	SF8 2-3 3-H		3	1	1	1	1	0	1
Keith Hernandez, L (1, 3) OBP: 0.393, SLG: 0.432	F8			HR 1-3 2-H	F9			BB 2B 1B 1-2 3-H		5	2	3	2	0	0	2
Gary Carter, R (1, 2) OBP: 0.332, SLG: 0.438		K		HR 1-H 3-H	FC6-4 1-2f			BB 1B F7		4	2	1	3	1	1	4
Mookie Wilson, S (1, 7) OBP: 0.348, SLG: 0.470		4-3		F5		6-3		BB 1B 1-2 2-3	5-3	5	1	1	0	0	0	0
Danny Heep, L (1, 9) OBP: 0.385, SLG: 0.409		F9		K		HR		1B 1B BB 1-2 2-3 3-H	1B 1B BB	3	1	1	1	0	1	0
Kevin Mitchell, R (8, PH) OBP: 0.373, SLG: 0.518 (8, 9)										0	2	0	1	2	0	0
Ray Knight, R (1, 5) OBP: 0.357, SLG: 0.443			6-3	FC6-4 1B		G4-6-3 1B		FC5 1B 1-2 2-H 3-H	FC5 1B 1-2 1B	5	0	4	2	0	0	0
Rafael Santana, R (1, 6) OBP: 0.257, SLG: 0.212		4-3		FC6-4 1-2f		G4-6-3 1-2f		1B FC5 SF8 1B 1-2 2-H	K	5	1	1	1	0	1	4
Rick Aguilera, R (1, 1) OBP: 0.237, SLG: 0.343		K		F4			G1-6-3	FC5 SF8 1B 1B 1-2 2-3f	1B 1-2 2-H	5	1	1	1	0	1	2
Inning Stats	R: 0 E: 0 K: 0 S: 3 H: 0 LOB: 0 BB: 0 P: 3	R: 0 E: 0 K: 1 S: 5 H: 0 LOB: 0 BB: 0 P: 5	R: 0 E: 0 K: 1 S: 5 H: 0 LOB: 0 BB: 0 P: 5	R: 4 E: 0 K: 1 S: 10 H: 5 LOB: 1 BB: 0 P: 10	R: 0 E: 0 K: 0 S: 4 H: 1 LOB: 2 BB: 1 P: 8	R: 1 E: 0 K: 0 S: 4 H: 2 LOB: 0 BB: 0 P: 4	R: 0 E: 0 K: 0 S: 2 H: 0 LOB: 0 BB: 1 P: 6	R: 6 E: 0 K: 0 S: 9 H: 6 LOB: 2 BB: 2 P: 17	R: 1 E: 0 K: 1 S: 7 H: 2 LOB: 2 BB: 1 P: 11	1B: 12 2B: 2 3B: 0 HR: 2 SF: 1 SAC: 0 DP: 1 HBP: 0							

TOP

New York Mets @ Chicago Cubs

Wrigley Field, Chicago, IL

Thu Aug 07 1986, 3:33 AM CDT

Att. 28,725 - Unknown

livebaseballscorecards.com

AB	40
R	12
H	16
RBI	12
BB	5
SO	4
LOB	15

WP: 0 PB: 0 SB: 0 CS: 1 PA: 46

PITCHER		IP	WLS	BF	H	R	ER	SO	BB	IBB	HBP	BLK	WP	HR	S	P	ERA	WHIP
Scott Sanderson, R ERA: 4.43	(1, 1)	6.0	L	26	8	5	5	3	1	0	0	0	0	2	31	35	7.50	1.500
Ray Fontenot, L ERA: 4.32	(7, 1)	1.0		6	2	3	3	0	2	0	0	0	0	0	4	12	27.00	4.000
Dave Gumpert, R ERA: 3.0	(8, 1)	0.1		4	2	1	1	0	1	0	0	0	0	0	3	7	27.00	9.000
Frank DiPino, L ERA: 4.64	(8, 1)	1.2		10	4	3	3	1	1	0	0	0	0	0	11	15	16.20	3.000

PITCHER	IP	WLS	BF	H	R	ER	SO	BB	IBB	HBP	BLK	WP	HR	S	P	ERA	WHIP

New York Mets @ Chicago Cubs

Wrigley Field, Chicago, IL

Thu Aug 07 1986, 3:33 AM CDT

Att. 28,725 - Unknown

BOTTOM

Batter	1	2	3	4	5	6	7	8	9	AB	R	H	RBI	BB	SO	LOB
Bob Dernier, R (1, 8) OBP: 0.257, SLG: 0.255	5-3			E5 23 4-3 SF8 1B		4-3		1-2 1B		4	1	2	0	0	0	0
23 Ryne Sandberg, R (1, 4) OBP: 0.322, SLG: 0.420	F6			4-3 2-3		F5		K		4	0	0	0	0	1	3
Gary Matthews, R (1, 7) OBP: 0.360, SLG: 0.455	4-3			SF8 3-H			2-3		F7	3	0	0	1	0	0	0
Keith Moreland, R (1, 9) OBP: 0.336, SLG: 0.378		5-3		K			F9		4-3	4	0	0	0	0	1	0
Leon Durham, L (1, 3) OBP: 0.332, SLG: 0.397 Frank DiPino, L (8, 1) OBP: 0.200, SLG: 0.200 Thad Bosley, L (9, PH) OBP: 0.374, SLG: 0.341		CS 1B			4-3 3B		F7		1B	3 0 1	1 0 0	2 0 1	0 0 0	0 0 0	0 0 0	0 0 0
Jody Davis, R (1, 2) OBP: 0.291, SLG: 0.431	K 1-2			4-3 3-H				1B SF8 2B	K	4	1	1	1	0	2	2
Manny Trillo, R (1, 5) (8, 3) OBP: 0.345, SLG: 0.347		F7		6-3				F8		3	0	0	0	0	0	1
Chris Speier, R (1, 6) OBP: 0.357, SLG: 0.442		K		F9				2-3 1B		3	0	1	0	0	1	0
Scott Sanderson, R (1, 1) OBP: 0.079, SLG: 0.081 Terry Francona, L (6, PH) OBP: 0.269, SLG: 0.273 Ray Fontenot, L (7, 1) OBP: 0.200, SLG: 0.200 Dave Gumpert, R (8, 1) Ron Cey, R (8, 5) OBP: 0.390, SLG: 0.535		F7				K		SF8 3-H		1 1 0 0 0	0 0 0 0 0	0 0 0 0 0	0 0 0 0 0	0 1 0 0 0	0 0 0 0 0	0 0 0 0 0
Inning Stats	R: 0 E: 0 K: 0 S: 3 H: 0 LOB: 0 BB: 0 P: 3	R: 0 E: 0 K: 1 S: 5 H: 1 LOB: 1 BB: 0 P: 5	R: 0 E: 0 K: 1 S: 5 H: 0 LOB: 0 BB: 0 P: 5	R: 1 E: 1 K: 1 S: 6 H: 1 LOB: 0 BB: 0 P: 6	R: 1 E: 0 K: 0 S: 4 H: 1 LOB: 0 BB: 0 P: 4	R: 0 E: 0 K: 1 S: 5 H: 0 LOB: 0 BB: 0 P: 5	R: 0 E: 0 K: 0 S: 3 H: 0 LOB: 0 BB: 0 P: 3	R: 1 E: 0 K: 1 S: 8 H: 3 LOB: 2 BB: 0 P: 8	R: 0 E: 0 K: 1 S: 6 H: 1 LOB: 1 BB: 0 P: 6	1B: 5 2B: 2 3B: 1 HR: 0	SF: 2 SAC: 0 DP: 1 HBP: 0					

PITCHER	IP	WLS	BF	H	R	ER	SO	BB	IBB	HBP	BLK	WP	HR	S	P	ERA	WHIP
Rick Aguilera, R (1, 1) ERA: 3.94	9.0	W	33	7	3	2	6	0	0	0	0	0	0	45	45	2.00	0.778

PITCHER	IP	WLS	BF	H	R	ER	SO	BB	IBB	HBP	BLK	WP	HR	S	P	ERA	WHIP

AB	31
R	3
H	7
RBI	3
BB	0
SO	6
LOB	6

livebaseballscorecards.com

WP: 0 PA: 33
PB: 0
SB: 0
CS: 1

Batter	1	2	3	4	5	6	7	8	9	AB	R	H	RBI	BB	SO	LOB
Mookie Wilson, S (1, 8) (9, 7) OBP: 0.351, SLG: 0.476	SH1-3 S 1B 1B		4-3	2-H 3B		6-3		1B		5	1	3	1	0	0	0
Tim Teufel, R (1, 4) OBP: 0.311, SLG: 0.351	SH1-3 1-3		BBBB 1B 1B BB	6-3		4-3		SSS K		3	1	0	0	1	1	2
Keith Hernandez, L (1, 3) OBP: 0.391, SLG: 0.427	S 3-H 1B		1B 1-3 1B		HR 1B	F8			4-3	5	1	3	1	0	0	0
Gary Carter, R (1, 9) OBP: 0.331, SLG: 0.432	SSS K 1-2		G6-4-3 1-2 3-H 1B		1-H HR	F7			SSS K	5	1	2	3	0	2	1
Lenny Dykstra, L (9, 8) OBP: 0.393, SLG: 0.483										0	0	0	0	0	0	0
Kevin Mitchell, R (1, 7) (9, 9) OBP: 0.368, SLG: 0.518	BBBB BB		G6-4-3 1-2f		5-3	6-3			5-3	4	0	0	0	1	0	2
Ray Knight, R (1, 5) OBP: 0.351, SLG: 0.437	4-3			4-3	2B		SSS K			4	0	1	0	0	1	2
Ed Hearn, R (1, 2) OBP: 0.373, SLG: 0.517		5-3		FC5-6 BB 1B	5-3			6-3		4	0	1	0	0	0	1
Howard Johnson, S (1, 6) OBP: 0.363, SLG: 0.507		F4	BBBB 1-2 E BB		4-0 FC6-4 IBB			HR		2	2	1	1	2	0	0
Rafael Santana, R (8, 6) OBP: 0.258, SLG: 0.212										0	0	0	0	0	0	0
Rick Anderson, R (1, 1) OBP: 0.143, SLG: 0.143		SSS K		FC5-6 1-H 2-3f 3B	FC6-4 1-2f			G3		3	1	0	0	0	1	3
Doug Sisk, R (6, 1)										1	0	0	0	0	0	0
Jesse Orosco, R (9, 1)										0	0	0	0	0	0	0
Inning Stats	R: 1 E: 0 K: 1 S: 7 H: 2 LOB: 2 BB: 1 P: 11	R: 0 E: 0 K: 1 S: 5 H: 0 LOB: 0 BB: 0 P: 5	R: 1 E: 0 K: 0 S: 4 H: 2 LOB: 1 BB: 1 P: 8	R: 2 E: 1 K: 0 S: 5 H: 2 LOB: 1 BB: 1 P: 9	R: 2 E: 0 K: 0 S: 6 H: 3 LOB: 2 BB: 1 P: 10	R: 0 E: 0 K: 0 S: 3 H: 0 LOB: 0 BB: 0 P: 3	R: 0 E: 0 K: 1 S: 5 H: 0 LOB: 0 BB: 0 P: 5	R: 1 E: 0 K: 1 S: 7 H: 2 LOB: 1 BB: 0 P: 7	R: 0 E: 0 K: 1 S: 5 H: 0 LOB: 0 BB: 0 P: 5	1B: 7 2B: 1 3B: 1 HR: 2	SF: 0 SAC: 1 DP: 1 HBP: 0					

TOP

New York Mets @ Chicago Cubs

Wrigley Field, Chicago, IL

Thu Aug 07 1986, 3:33 AM CDT

Att. 33,343 - Unknown

livebaseballscorecards.com

AB	36
R	7
H	11
RBI	6
BB	4
SO	5
LOB	11

WP: 0 PB: 0 SB: 2 CS: 0 PA: 41

PITCHER		IP	WLS	BF	H	R	ER	SO	BB	IBB	HBP	BLK	WP	HR	S	P	ERA	WHIP
Steve Trout, L ERA: 4.92	(1, 1)	5.0	L	27	9	6	6	2	3	1	0	0	0	1	27	43	10.80	2.400
Ray Fontenot, L ERA: 3.86	(6, 1)	1.0		3	0	0	0	0	0	0	0	0	0	0	3	3	0.00	0.000
Dave Gumpert, R ERA: 2.2	(7, 1)	3.0		11	2	1	1	3	0	0	0	0	0	1	17	17	3.00	0.667

PITCHER	IP	WLS	BF	H	R	ER	SO	BB	IBB	HBP	BLK	WP	HR	S	P	ERA	WHIP

New York Mets @ Chicago Cubs

Wrigley Field, Chicago, IL

Thu Aug 07 1986, 3:33 AM CDT

Att. 33,343 - Unknown

BOTTOM

Batter	1	2	3	4	5	6	7	8	9	AB	R	H	RBI	BB	SO	LOB
Bob Dernier, R (1, 8) OBP: 0.253, SLG: 0.250	F7		3-1		1-2 1B		G4-6-3 1B		B3-4-6 1-2f	5	0	2	0	0	0	1
Terry Francona, L (1, 7) (5, 9) OBP: 0.272, SLG: 0.276 Jody Davis, R (9, PH) OBP: 0.292, SLG: 0.430	F7			HR 1B	F9		G4-6-3 1-2f		F9	4 1	1 0	1 0	0 0	0 0	0 0	3 0
Jerry Mumphrey, S (1, 9) OBP: 0.373, SLG: 0.405 Thad Bosley, L (5, 7) OBP: 0.367, SLG: 0.333	3-1			1-H HR	F8		3-1			2 2	1 0	1 0	2 0	0 0	0 0	0 2
Keith Moreland, R (1, 2) OBP: 0.339, SLG: 0.382		F7		F8		1B E 1B 1B		5-3		4	1	1	0	0	0	0
Leon Durham, L (1, 3) OBP: 0.329, SLG: 0.388		K		K		F7		6-3		4	0	0	0	0	2	1
Ron Cey, R (1, 5) OBP: 0.391, SLG: 0.535		BB		F7		FC4 1B 1B 1-2		F8		3	0	0	0	1	0	1
Shawon Dunston, R (1, 6) OBP: 0.301, SLG: 0.438		F7			1B SF8 2B	1-2 1B 2-3 1B			2B 23 PB 1B	4	2	3	0	0	0	1
Chris Speier, R (1, 4) OBP: 0.358, SLG: 0.446			F9		2-3 1B	1-2 G6-4-3 2-3 3-H 1B			23 PB 1-3 23 1B 2B	4	1	3	1	0	0	0
Steve Trout, L (1, 1) OBP: 0.216, SLG: 0.222 Manny Trillo, R (5, PH) OBP: 0.358, SLG: 0.361 Ray Fontenot, L (6, 1) OBP: 0.200, SLG: 0.200 Gary Matthews, R (6, PH) OBP: 0.365, SLG: 0.460 Dave Gumpert, R (7, 1) 23 Ryne Sandberg, R (9, PH) OBP: 0.325, SLG: 0.424		6-3			SF8 3-H	G6-4-3 1-2f			B3-4-6 2-H 3-H 1B	1 0 0 1 0 1	0 0 0 0 0 0	0 0 0 0 0 1	0 0 0 0 0 1	0 0 0 0 0 0	0 0 0 0 0 0	0 0 0 3 0 0
Inning Stats	R: 0 E: 0 K: 0 S: 3 H: 0 LOB: 0 BB: 0 P: 3	R: 0 E: 0 K: 1 S: 5 H: 0 LOB: 1 BB: 1 P: 9	R: 0 E: 0 K: 0 S: 3 H: 0 LOB: 0 BB: 0 P: 3	R: 2 E: 0 K: 1 S: 7 H: 2 LOB: 0 BB: 0 P: 7	R: 1 E: 0 K: 0 S: 6 H: 3 LOB: 2 BB: 0 P: 6	R: 1 E: 1 K: 0 S: 6 H: 3 LOB: 2 BB: 0 P: 6	R: 0 E: 0 K: 0 S: 3 H: 1 LOB: 0 BB: 0 P: 3	R: 0 E: 0 K: 0 S: 3 H: 0 LOB: 0 BB: 0 P: 3	R: 2 E: 0 K: 0 S: 5 H: 3 LOB: 0 BB: 0 P: 5	1B: 9 2B: 2 3B: 0 HR: 1	SF: 1 SAC: 0 DP: 3 HBP: 0						

AB	36
R	6
H	12
RBI	5
BB	1
SO	2
LOB	12

WP: 0 PB: 1 SB: 0 CS: 0 PA: 38

livebaseballscorecards.com

PITCHER		IP	WLS	BF	H	R	ER	SO	BB	IBB	HBP	BLK	WP	HR	S	P	ERA	WHIP
Rick Anderson, R ERA: 1.85	(1, 1)	5.0	W	21	5	3	3	2	1	0	0	0	0	1	24	28	5.40	1.200
Doug Sisk, R ERA: 3.14	(6, 1)	3.2		16	7	3	1	0	0	0	0	0	0	0	16	16	2.46	1.909
Jesse Orosco, L ERA: 2.76	(9, 1)	0.1	S	1	0	0	0	0	0	0	0	0	0	0	1	1	0.00	0.000

PITCHER	IP	WLS	BF	H	R	ER	SO	BB	IBB	HBP	BLK	WP	HR	S	P	ERA	WHIP

Batter	1	2	3	4	5	6	7	8	9	AB	R	H	RBI	BB	SO	LOB
Lenny Dykstra, L (1, 8) OBP: 0.398, SLG: 0.485 Roger McDowell, R (8, 1) OBP: 0.400, SLG: 0.357	3-1		F8		4-3 2B BB		FC3-6 1B	F7		4 0	1 0	1 0	0 0	1 0	0 0	1 0
Wally Backman, S (1, 4) OBP: 0.367, SLG: 0.374	6-3		E 1B		4-3 1-2		FC3-6 4-3 E 1-2f		L8	5	1	1	0	0	0	2
Keith Hernandez, L (1, 3) OBP: 0.393, SLG: 0.437	PB 2B		E6 G1-4-3 1-2		2-H 2B		4-3 1-2		3-1	5	0	2	1	0	0	2
Gary Carter, R (1, 2) OBP: 0.333, SLG: 0.436	BBBB 2-3 BB		G1-4-3 1-2f		F3		E4 3B 2-H 1B		SSS K	4	1	1	0	1	1	3
Darryl Strawberry, L (1, 9) OBP: 0.382, SLG: 0.537	F6			BBBB 5-3 1B BB	SSS K		3-H 3B			3	0	1	1	1	1	3
Mookie Wilson, S (1, 7) OBP: 0.346, SLG: 0.464 (8, 8)		4-3		5-3 1-2		H 5-3 HBP	SSS K			3	0	0	0	0	1	2
Ray Knight, R (1, 5) OBP: 0.353, SLG: 0.438		4-3		SSS K		F9		F8		4	0	0	0	0	1	2
Rafael Santana, R (1, 6) OBP: 0.261, SLG: 0.218 Danny Heep, L (8, PH) OBP: 0.389, SLG: 0.409 (8, 7)	2B			BBBB 1B BB		5-3 1-2		BBBB BB		2 0	0 0	1 0	0 0	1 1	0 0	1 0
Bob Ojeda, L (1, 1) OBP: 0.096, SLG: 0.096 Lee Mazzilli, S (6, PH) OBP: 0.388, SLG: 0.298 Doug Sisk, R (6, 1) Howard Johnson, S (8, PH) OBP: 0.361, SLG: 0.503 (8, 6)		4-3		1-2 2-H 1B		F8		SSS K		2 1 0 1	0 0 0 0	1 0 0 0	0 0 0 0	0 0 0 1	0 0 0 1	1 1 0 1
Inning Stats	R: 0 E: 0 K: 0 S: 4 H: 1 LOB: 2 BB: 1 P: 8	R: 0 E: 0 K: 0 S: 4 H: 1 LOB: 1 BB: 0 P: 4	R: 0 E: 1 K: 0 S: 4 H: 1 LOB: 1 BB: 0 P: 4	R: 0 E: 0 K: 1 S: 5 H: 1 LOB: 2 BB: 2 P: 13	R: 1 E: 0 K: 1 S: 6 H: 1 LOB: 1 BB: 1 P: 10	R: 0 E: 0 K: 0 S: 3 H: 0 LOB: 1 BB: 0 P: 4	R: 2 E: 1 K: 1 S: 8 H: 3 LOB: 1 BB: 0 P: 8	R: 0 E: 0 K: 1 S: 5 H: 0 LOB: 1 BB: 1 P: 9	R: 0 E: 0 K: 1 S: 5 H: 0 LOB: 0 BB: 0 P: 5	1B: 4 2B: 3 3B: 1 HR: 0	SF: 0 SAC: 0 DP: 1 HBP: 1					

TOP

New York Mets @ Montreal Expos

Olympic Stadium, Montreal, QB

Fri Aug 08 1986, 7:05 PM EDT

Att. 21,027 - Unknown

livebaseballscorecards.com

AB	34
R	3
H	8
RBI	2
BB	5
SO	5
LOB	19

PITCHER		IP	WLS	BF	H	R	ER	SO	BB	IBB	HBP	BLK	WP	HR	S	P	ERA	WHIP
Bryn Smith, R ERA: 3.9	(1, 1)	6.2	W	31	7	3	3	2	4	0	1	0	0	0	30	47	4.05	1.650
Bob McClure, L ERA: 4.05	(7, 1)	0.1		2	1	0	0	1	0	0	0	0	0	0	4	4	0.00	3.000
Tim Burke, R ERA: 2.52	(8, 1)	1.0		4	0	0	0	1	1	0	0	0	0	0	5	9	0.00	1.000
Jeff Reardon, R ERA: 3.47	(9, 1)	1.0	S	3	0	0	0	1	0	0	0	0	0	0	5	5	0.00	0.000

PITCHER	IP	WLS	BF	H	R	ER	SO	BB	IBB	HBP	BLK	WP	HR	S	P	ERA	WHIP

New York Mets @ Montreal Expos

Olympic Stadium, Montreal, QB

Fri Aug 08 1986, 7:05 PM EDT

Att. 21,027 - Unknown

livebaseballscorecards.com

BOTTOM

Batter	1	2	3	4	5	6	7	8	9	AB	R	H	RBI	BB	SO	LOB
Luis Rivera, R (1, 6) OBP: 0.450, SLG: 0.267	0-0 1B, 1B	0-3 ② K		0-3 ② K			4-0 FC4-6, BB			3	1	1	0	1	2	1
Mitch Webster, S (1, 8) OBP: 0.366, SLG: 0.416	0-0 FC3-6, 1B, 1B 1-2	0-0 S, 1B 2-3		0-0 ③ 5-3			0-0 ② FC4-6 1-2f			4	1	2	0	0	0	1
Tim Raines, S (1, 7) OBP: 0.412, SLG: 0.509 George Wright, S (9, 7) OBP: 0.263, SLG: 0.301	0-0 FC3-6 1-2 2-H	0-0 S 1-2 3-H			1-0 G6-4-3, HBP		0-0 ③ G3			3 0	0 0	2 0	2 0	0 0	0 0	1 0
Andre Dawson, R (1, 9) OBP: 0.321, SLG: 0.475	0-0 ① FC3-6, 1B 1-2f 2-3	0-0 ③ F2 1-2 2-3			0-3 ① K			0-0 E5, 1B		4	2	1	0	0	1	5
Tim Wallach, R (1, 5) OBP: 0.326, SLG: 0.446	0-0 E7 1-H 3-H		0-0 ① F6		0-0 ② ③ G6-4-3 1-2f			0-0 ① F3		4	0	1	1	0	0	2
Vance Law, R (1, 3) OBP: 0.299, SLG: 0.295	0-3 ② K		0-0 FC6-4, 1B				4-0 CS, BB	0-0 G4-6-3 2-H		3	0	2	1	1	1	1
Al Newman, S (1, 4) OBP: 0.301, SLG: 0.250 Bob McClure, R (7, 1) Tim Burke, R (8, 1) Wallace Johnson, S (8, PH) OBP: 0.194, SLG: 0.300 Jeff Reardon, R (9, 1) OBP: 0.167, SLG: 0.167	0-0 ③ F7		0-0 ② F8				0-3 ① ② K 1-2	0-0 ② ③ G4-6-3 1-2f		3 0 0 1 0	0 0 0 0 0	0 0 0 0 0	0 0 0 0 0	1 0 0 0 0	3 0 0 1 0	3 0 0 1 0
Dann Bilardello, R (1, 2) OBP: 0.239, SLG: 0.267	0-0 1B, G5-6-3, 1B		0-0 ③ FC6-4 1-2f				0-0 ③ 5-3			3	1	1	0	0	0	1
Bryn Smith, R (1, 1) OBP: 0.146, SLG: 0.136 Tom Foley, L (7, 4) OBP: 0.373, SLG: 0.387	0-0 ① G5-6-3 1-2		0-0 ① 5-3				0-0 ① F7			2 1	0 0	0 0	0 0	0 0	0 0	1 0
Inning Stats	R: 3 H: 4 E: 1 LOB: 1 K: 1 BB: 0 S: 9 P: 9	R: 1 H: 3 E: 0 LOB: 2 K: 1 BB: 0 S: 8 P: 8	R: 0 H: 1 E: 0 LOB: 1 K: 0 BB: 0 S: 4 P: 4	R: 0 H: 0 E: 0 LOB: 0 K: 1 BB: 0 S: 5 P: 5	R: 0 H: 0 E: 0 LOB: 0 K: 1 BB: 0 S: 4 P: 5	R: 0 H: 0 E: 0 LOB: 0 K: 1 BB: 1 S: 4 P: 8	R: 0 H: 0 E: 0 LOB: 1 K: 0 BB: 1 S: 3 P: 7	R: 1 H: 2 E: 1 LOB: 0 K: 0 BB: 0 S: 4 P: 4		1B: 10 SF: 0 2B: 0 SAC: 0 3B: 0 DP: 2 HR: 0 HBP: 1						

	AB	R	H	RBI	BB	SO	LOB
AB	31						
R	5						
H	10						
RBI	4						
BB	2						
SO	5						
LOB	17						

WP: 0 PB: 0 SB: 2 CS: 1 PA: 34

PITCHER		IP	WLS	BF	H	R	ER	SO	BB	IBB	HBP	BLK	WP	HR	S	P	ERA	WHIP
Bob Ojeda, L ERA: 2.44	(1, 1)	5.0	L	23	8	4	3	4	0	0	1	0	0	0	30	31	5.40	1.600
Doug Sisk, R ERA: 3.0	(6, 1)	2.0		7	0	0	0	1	2	0	0	0	0	0	7	15	0.00	1.000
Roger McDowell, R ERA: 2.41	(8, 1)	1.0		4	2	1	0	0	0	0	0	0	0	0	4	4	0.00	2.000

PITCHER	IP	WLS	BF	H	R	ER	SO	BB	IBB	HBP	BLK	WP	HR	S	P	ERA	WHIP

New York Mets @ Montreal Expos

Olympic Stadium, Montreal, QB

Sat Aug 09 1986, 7:05 PM EDT

Att. 33,093 - Unknown

TOP

livebaseballscorecards.com

Batter	1	2	3	4	5	6	7	8	9	AB	R	H	RBI	BB	SO	LOB
Lenny Dykstra, L (1, 8) OBP: 0.399, SLG: 0.488	6-3			G3 2B		4-3		BB 1B 1B	SH1-4	4	1	2	1	0	0	0
Wally Backman, S (1, 4) OBP: 0.367, SLG: 0.371	4-3			G3		2B BB		HBP 1B SF7 BB	BB 1B BB	2	1	0	0	1	0	1
Tim Teufel, R (8, PH) OBP: 0.318, SLG: 0.351 (8, 4)										0	2	0	0	2	0	0
Keith Hernandez, L (1, 3) OBP: 0.396, SLG: 0.440	L8			F4		2B		SF7 HBP HR 1B	FC4-6 1B BB	4	1	2	3	1	0	1
Gary Carter, R (1, 2) OBP: 0.333, SLG: 0.434		F3		K		F9		HR HBP	FC4-6 1B	4	1	1	2	0	1	2
Darryl Strawberry, L (1, 9) OBP: 0.377, SLG: 0.530		G3			F5		F7	SF7	FC4-6 S	4	0	0	1	0	0	2
Kevin Mitchell, R (1, 7) OBP: 0.372, SLG: 0.514		K			F9		G4-3 HBP	HR	K	2	0	0	0	0	1	0
Mookie Wilson, S (7, PR) OBP: 0.349, SLG: 0.480 (7, 7)										1	1	1	3	0	0	0
Roger McDowell, R (8, 1) OBP: 0.400, SLG: 0.357										0	0	0	0	0	0	0
Ed Hearn, R (9, PH) OBP: 0.368, SLG: 0.508										1	0	0	0	0	1	2
Jesse Orosco, R (9, 1)										0	0	0	0	0	0	0
Ray Knight, R (1, 5) OBP: 0.352, SLG: 0.434			4-3		BB		G4-3 1-2f	F9		3	0	0	0	1	0	1
Rafael Santana, R (1, 6) OBP: 0.259, SLG: 0.216			F8		5-3			2B K		2	0	0	0	0	0	1
Howard Johnson, S (8, PH) OBP: 0.363, SLG: 0.510 (8, 6)										2	1	1	0	0	1	0
Ron Darling, R (1, 1) OBP: 0.098, SLG: 0.068			K			6-3		BB 1B 1B	BB SH1-4 1B	2	0	0	0	0	1	0
Randy Myers, L (7, 1)										0	0	0	0	0	0	0
Lee Mazzilli, S (8, PH) OBP: 0.398, SLG: 0.298 (8, 7)										0	2	0	0	2	0	0
Inning Stats	R: 0 E: 0 K: 0 S: 3 H: 0 LOB: 0 BB: 0 P: 3	R: 0 E: 0 K: 1 S: 5 H: 0 LOB: 0 BB: 0 P: 5	R: 0 E: 0 K: 1 S: 5 H: 0 LOB: 0 BB: 0 P: 5	R: 0 E: 0 K: 1 S: 6 H: 1 LOB: 1 BB: 0 P: 6	R: 0 E: 0 K: 0 S: 3 H: 0 LOB: 1 BB: 1 P: 7	R: 1 E: 0 K: 0 S: 4 H: 1 LOB: 1 BB: 1 P: 8	R: 0 E: 0 K: 0 S: 2 H: 0 LOB: 1 BB: 0 P: 3	R: 7 E: 0 K: 1 S: 9 H: 4 LOB: 0 BB: 2 P: 18	R: 2 E: 0 K: 1 S: 6 H: 1 LOB: 2 BB: 3 P: 18	1B: 3 2B: 3 3B: 0 HR: 1	SF: 1 SAC: 1 DP: 1 HBP: 2						

	AB	31
	R	10
	H	7
	RBI	10
	BB	7
	SO	5
	LOB	10

WP: 0 PB: 0 SB: 1 CS: 0 PA: 42

PITCHER		IP	WLS	BF	H	R	ER	SO	BB	IBB	HBP	BLK	WP	HR	S	P	ERA	WHIP
Jay Tibbs, R ERA: 3.73	(1, 1)	7.0		28	4	4	4	3	3	0	1	0	0	0	30	43	5.14	1.000
Bob McClure, L ERA: 4.44	(8, 1)	0.0		2	1	0	0	0	1	0	0	0	0	0	1	5	∞	∞
Tim Burke, R ERA: 2.71	(8, 1)	1.0		5	1	4	4	1	0	0	1	0	0	1	6	7	36.00	1.000
Jeff Reardon, R ERA: 3.71	(9, 1)	0.1	L	5	1	2	2	0	3	0	0	0	0	0	2	14	54.00	12.000
Dave Tomlin, L ERA: 5.06	(9, 1)	0.2		2	0	0	0	1	0	0	0	0	0	0	4	4	0.00	0.000

PITCHER	IP	WLS	BF	H	R	ER	SO	BB	IBB	HBP	BLK	WP	HR	S	P	ERA	WHIP

New York Mets @ Montreal Expos

Olympic Stadium, Montreal, QB

Sat Aug 09 1986, 7:05 PM EDT

Att. 33,093 - Unknown

livebaseballscorecards.com

BOTTOM

Batter	1	2	3	4	5	6	7	8	9	AB	R	H	RBI	BB	SO	LOB
Tom Foley, L (1, 4) OBP: 0.366, SLG: 0.379	K		1-2 1B		E4 CS 2-H		K		F8	5	0	1	1	0	2	1
Mitch Webster, S (1, 8) OBP: 0.364, SLG: 0.413	G3		F5		K 1-2		2-H 1B		F8	5	0	1	1	0	1	3
Tim Raines, S (1, 7) OBP: 0.408, SLG: 0.504	F7		L9			1-3	K		1B	4	0	0	0	0	1	3
George Wright, S (8, 7) OBP: 0.267, SLG: 0.305										1	0	1	0	0	0	0
Andre Dawson, R (1, 9) OBP: 0.322, SLG: 0.487		1B 2B		HR		4-3		L4	F2	5	2	2	1	0	0	1
Tim Wallach, R (1, 5) OBP: 0.328, SLG: 0.447		CS 2-H 1B		F1		F8		6-3 E 1B		4	1	2	1	0	0	0
Wayne Krenchicki, L (1, 3) OBP: 0.307, SLG: 0.329		K 1-2		F4			BB E	E6 6-3 1-3 3B		2	1	0	0	1	1	1
Vance Law, R (8, 3) OBP: 0.299, SLG: 0.294										1	1	0	0	0	0	1
Luis Rivera, R (1, 6) OBP: 0.417, SLG: 0.263		1B		L5			E1 1-H 1B	6-3 2-3 3-H		4	1	1	1	0	0	1
Dann Bilardello, R (1, 2) OBP: 0.250, SLG: 0.272			K		BB BLK E 6-3		SH1-4 3-H 1B	3B 3-H		2	2	1	1	1	1	0
Wallace Johnson, S (8, PH) OBP: 0.219, SLG: 0.387										1	0	1	1	0	0	0
Tom Nieto, R (9, 2) OBP: 0.269, SLG: 0.298										0	0	0	0	0	0	0
Jay Tibbs, R (1, 1) OBP: 0.200, SLG: 0.186			1B		6-3 1-2		SH1-4 1-2	1-3		2	0	1	0	0	0	1
Bob McClure, R (8, 1)										0	0	0	0	0	0	0
Tim Burke, R (8, 1)										0	0	0	0	0	0	0
Jim Wohlford, R (8, PH) OBP: 0.246, SLG: 0.267										1	0	0	0	0	0	1
Jeff Reardon, R (9, 1) OBP: 0.167, SLG: 0.167										0	0	0	0	0	0	0
Dave Tomlin, L (9, 1)										0	0	0	0	0	0	0
Inning Stats	R: 0 E: 0 K: 1 S: 5	H: 0 LOB: 0 BB: 0 P: 5	R: 1 E: 0 K: 1 S: 6	H: 3 LOB: 1 BB: 0 P: 6	R: 0 E: 0 K: 1 S: 7	H: 2 LOB: 2 BB: 0 P: 7	R: 1 E: 0 K: 0 S: 4	H: 1 LOB: 0 BB: 0 P: 4	R: 1 E: 1 K: 1 S: 5	H: 0 LOB: 1 BB: 1 P: 9	R: 0 E: 0 K: 0 S: 3	H: 0 LOB: 0 BB: 0 P: 3	R: 3 E: 1 K: 2 S: 10	H: 2 LOB: 1 BB: 1 P: 14	R: 2 E: 1 K: 0 S: 6	H: 2 LOB: 1 BB: 0 P: 6	R: 0 E: 0 K: 0 S: 4	H: 1 LOB: 1 BB: 0 P: 4	1B: 8 2B: 3 3B: 1 HR: 1	SF: 0 SAC: 1 DP: 2 HBP: 0	WP: 0 PB: 0 SB: 0 CS: 2	PA: 40

	AB	37
	R	8
	H	11
	RBI	7
	BB	2
	SO	6
	LOB	13

PITCHER		IP	WLS	BF	H	R	ER	SO	BB	IBB	HBP	BLK	WP	HR	S	P	ERA	WHIP
Ron Darling, R ERA: 2.81	(1, 1)	6.1		27	7	6	3	4	2	0	0	1	0	1	33	41	4.26	1.421
Randy Myers, L ERA: 1.59	(7, 1)	0.2		3	1	0	0	2	0	0	0	0	0	0	7	7	0.00	1.500
Roger McDowell, R ERA: 2.39	(8, 1)	1.0	W	6	2	2	0	0	0	0	0	0	0	0	6	6	0.00	2.000
Jesse Orosco, L ERA: 2.7	(9, 1)	1.0	S	4	1	0	0	0	0	0	0	0	0	0	4	4	0.00	1.000

PITCHER	IP	WLS	BF	H	R	ER	SO	BB	IBB	HBP	BLK	WP	HR	S	P	ERA	WHIP

New York Mets @ Montreal Expos

Olympic Stadium, Montreal, QB

Sun Aug 10 1986, 3:33 AM EDT

Att. 35,743 - Unknown

TOP

livebaseballscorecards.com

Batter	1	2	3	4	5	6	7	8	9	AB	R	H	RBI	BB	SO	LOB
Lenny Dykstra, L (1, 8) OBP: 0.400, SLG: 0.490 Lee Mazzilli, S (9, PH) OBP: 0.395, SLG: 0.295 Kevin Mitchell, R (9, 7) OBP: 0.372, SLG: 0.514	0-0 1B 2B		0-0 G3 ②		0-3 K ③		4-0 2B BB		0-0 E5 1B	3 1 0	2 1 0	1 0 0	0 0 0	1 0 0	1 0 0	1 0 0
Wally Backman, S (1, 4) OBP: 0.371, SLG: 0.379	0-3 K ①		0-0 4-3 ③			0-0 L5-3 1B	0-0 1B 2B 1-H 2-H		0-0 G3-6-3 1B 3-H	5	1	3	3	0	1	1
Keith Hernandez, L (1, 3) OBP: 0.394, SLG: 0.437	0-0 F7 ②			0-0 F7 ①		0-0 L5-3 ①② 1-2	0-0 1B 2-H		0-0 G3-6-3 ①② 1-2f	5	0	1	1	0	0	3
Darryl Strawberry, L (1, 9) OBP: 0.380, SLG: 0.530	0-0 1B 2-H			0-3 K ②		0-0 S 1B	0-3 K ③		1-0 1B S 1B HBP H	4	1	2	1	0	2	1
Mookie Wilson, S (1, 7) OBP: 0.354, SLG: 0.480 (9, 8)	0-0 2-3 ③			0-0 1B		0-0 F2 ③ 1-2		4-0 S BB	0-0 1B 1-3	4	0	2	0	1	0	2
Ray Knight, R (1, 5) OBP: 0.350, SLG: 0.430		0-0 5-3 ①		0-0 5-3 ③			0-0 5-3 ①	0-0 F4 ①	0-0 1B 1-3 3-H	5	0	1	1	0	0	2
Ed Hearn, R (1, 2) OBP: 0.370, SLG: 0.515		0-0 F3 ②			0-0 G3 2B		0-0 6-3 1B 1B	0-0 L6 ② 1-2	0-0 F3 ③	5	1	2	0	0	0	3
Rafael Santana, R (1, 6) OBP: 0.259, SLG: 0.214		0-0 F8 ③			0-0 G3 ① 2-3		0-0 6-3 ② 1-2	4-0 IBB		3	0	0	0	1	0	2
Sid Fernandez, L (1, 1) OBP: 0.216, SLG: 0.224 Danny Heep, L (7, PH) OBP: 0.393, SLG: 0.413 Rick Anderson, R (7, 1) OBP: 0.125, SLG: 0.125			0-0 F5 ①		0-0 1-3 ②		0-0 2B 1B 2-H	0-0 F8 ③		2 1 1	0 1 0	0 1 0	0 1 0	0 0 0	0 0 0	1 0 2
Inning Stats	R: 1 H: 2 E: 0 LOB: 1 K: 1 BB: 0 S: 7 P: 7	R: 0 H: 0 E: 0 LOB: 0 K: 0 BB: 0 S: 3 P: 3	R: 0 H: 0 E: 0 LOB: 0 K: 0 BB: 0 S: 3 P: 3	R: 0 H: 1 E: 0 LOB: 1 K: 1 BB: 0 S: 6 P: 6	R: 0 H: 1 E: 0 LOB: 1 K: 1 BB: 0 S: 6 P: 6	R: 0 H: 2 E: 0 LOB: 1 K: 0 BB: 0 S: 4 P: 4	R: 4 H: 4 E: 0 LOB: 1 K: 1 BB: 1 S: 9 P: 13	R: 0 H: 0 E: 0 LOB: 2 K: 0 BB: 2 S: 3 P: 11	R: 2 H: 3 E: 1 LOB: 2 K: 0 BB: 0 S: 6 P: 7	1B: 10 SF: 0 2B: 4 SAC: 0 3B: 0 DP: 2 HR: 0 HBP: 1						

	AB	39
	R	7
	H	13
	RBI	7
	BB	3
	SO	4
	LOB	18

PITCHER		IP	WLS	BF	H	R	ER	SO	BB	IBB	HBP	BLK	WP	HR	S	P	ERA	WHIP
Dennis Martinez, R ERA: 5.91	(1, 1)	6.2	L	30	10	5	5	3	1	0	0	0	0	0	35	39	6.75	1.650
Andy McGaffigan, R ERA: 3.34	(7, 1)	1.1		6	0	0	0	1	1	1	0	0	0	0	6	14	0.00	0.750
Dave Tomlin, L ERA: 4.26	(9, 1)	1.0		7	3	2	0	0	0	0	1	0	0	0	6	7	0.00	3.000

PITCHER		IP	WLS	BF	H	R	ER	SO	BB	IBB	HBP	BLK	WP	HR	S	P	ERA	WHIP

WP: 0 PA: 43
PB: 0
SB: 3
CS: 0

New York Mets @ Montreal Expos

Olympic Stadium, Montreal, QB

Sun Aug 10 1986, 3:33 AM EDT

Att. 35,743 - Unknown

livebaseballscorecards.com

BOTTOM

Batter	1	2	3	4	5	6	7	8	9	AB	R	H	RBI	BB	SO	LOB
Luis Rivera, R (1, 6) OBP: 0.393, SLG: 0.227 Dave Tomlin, L (9, 1)	F2		F3		BB			5-3		3 0	0 0	0 0	0 0	1 0	0 0	0 0
Mitch Webster, S (1, 8) OBP: 0.365, SLG: 0.422	SF8 3B		2B		K			F8		4	1	2	0	0	1	1
Tim Raines, S (1, 7) OBP: 0.407, SLG: 0.500	BB		F3			L6			F6	3	0	0	0	1	0	1
Andre Dawson, R (1, 9) OBP: 0.318, SLG: 0.482	SF8 3-H			F8		F8			6-3	3	0	0	1	0	0	0
Tim Wallach, R (1, 5) OBP: 0.325, SLG: 0.442	F7			F4		K			F8	4	0	0	0	0	1	1
Vance Law, R (1, 4) OBP: 0.299, SLG: 0.305		F7		HR			5-3			3	1	1	1	0	0	0
Wallace Johnson, S (1, 3) OBP: 0.200, SLG: 0.353		K		F7			4-3			3	0	0	0	0	1	0
Tom Nieto, R (1, 2) OBP: 0.255, SLG: 0.280		K			K		4-3			3	0	0	0	0	2	0
Dennis Martinez, R (1, 1) OBP: 0.071, SLG: 0.143 Andy McGaffigan, R (7, 1) OBP: 0.071, SLG: 0.071 Tom Foley, L (8, PH) OBP: 0.364, SLG: 0.376 (9, 6)			K		K			F7		2 0 1	0 0 0	0 0 0	0 0 0	0 0 0	2 0 0	0 0 0
Inning Stats	R: 1 E: 0 K: 0 S: 4 H: 1 LOB: 1 BB: 1 P: 8	R: 0 E: 0 K: 2 S: 7 H: 0 LOB: 0 BB: 0 P: 7	R: 0 E: 0 K: 1 S: 6 H: 1 LOB: 1 BB: 0 P: 6	R: 1 E: 0 K: 0 S: 4 H: 1 LOB: 0 BB: 0 P: 4	R: 0 E: 0 K: 3 S: 9 H: 0 LOB: 1 BB: 1 P: 13	R: 0 E: 0 K: 1 S: 5 H: 0 LOB: 0 BB: 0 P: 5	R: 0 E: 0 K: 0 S: 3 H: 0 LOB: 0 BB: 0 P: 3	R: 0 E: 0 K: 0 S: 3 H: 0 LOB: 0 BB: 0 P: 3	R: 0 E: 0 K: 0 S: 3 H: 0 LOB: 0 BB: 0 P: 3	1B: 0 2B: 1 3B: 1 HR: 1	SF: 1 SAC: 0 DP: 0 HBP: 0					

	AB	29
	R	2
	H	3
	RBI	2
	BB	2
	SO	7
	LOB	3

WP: 0 PA: 32
PB: 0
SB: 0
CS: 0

PITCHER		IP	WLS	BF	H	R	ER	SO	BB	IBB	HBP	BLK	WP	HR	S	P	ERA	WHIP
Sid Fernandez, L ERA: 3.37	(1, 1)	6.0	W	23	3	2	2	7	2	0	0	0	0	1	35	43	3.00	0.833
Rick Anderson, R ERA: 1.65	(7, 1)	3.0	S	9	0	0	0	0	0	0	0	0	0	0	9	9	0.00	0.000

PITCHER	IP	WLS	BF	H	R	ER	SO	BB	IBB	HBP	BLK	WP	HR	S	P	ERA	WHIP

Batter	1	2	3	4	5	6	7	8	9	AB	R	H	RBI	BB	SO	LOB
Mookie Wilson, S (1, 8) OBP: 0.355, SLG: 0.474	4-3		5-3		F8 S 2B BB	BB 1-2 2-3 3-H BB		1-3		3	1	0	1	2	0	0
Tim Teufel, R (1, 4) OBP: 0.315, SLG: 0.346	F9		F4		F8 1-3	K		E 1B 1B 1B		5	1	1	0	0	1	4
Keith Hernandez, L (1, 3) OBP: 0.394, SLG: 0.439	K		L7		2B 3-H 2B	K		E4 1-3 1B 1B		5	2	2	1	0	2	3
Gary Carter, R (1, 2) OBP: 0.339, SLG: 0.439		2B 1B		F3	2-H 2B	BB 1-2 2-3 3-H BB		1B IBB		3	1	2	2	2	0	0
Darryl Strawberry, L (1, 9) OBP: 0.377, SLG: 0.525		K		F7	K	3-1		1-3 2-H 3-H 1B		5	0	1	2	0	2	5
Kevin Mitchell, R (1, 7) OBP: 0.373, SLG: 0.507		K		2B BB	K		G6-4-3 BB	5-3		3	1	0	0	2	2	4
Ray Knight, R (1, 5) OBP: 0.350, SLG: 0.436		1-H 2B		1-H 2B		E6 SH 1B BB	G6-4-3 1-2f		6-3	5	1	2	2	0	0	1
Rafael Santana, R (1, 6) OBP: 0.265, SLG: 0.215		IBB		IBB		BB SH 1-2 BB 1B	L6		F7	3	1	1	0	2	0	0
Dwight Gooden, R (1, 1) OBP: 0.119, SLG: 0.123		K		K		SH BB BB 1-2 2-3		F2	F8	4	0	0	0	0	2	4
Inning Stats	R: 0 E: 0 K: 1 S: 5 H: 0 LOB: 0 BB: 0 P: 5	R: 1 E: 0 K: 3 S: 11 H: 2 LOB: 2 BB: 1 P: 15	R: 0 E: 0 K: 0 S: 3 H: 0 LOB: 0 BB: 0 P: 3	R: 1 E: 0 K: 1 S: 6 H: 1 LOB: 2 BB: 2 P: 14	R: 2 E: 0 K: 2 S: 9 H: 2 LOB: 1 BB: 1 P: 13	R: 2 E: 2 K: 2 S: 10 H: 1 LOB: 3 BB: 2 P: 18	R: 0 E: 0 K: 0 S: 2 H: 0 LOB: 0 BB: 1 P: 6	R: 2 E: 1 K: 0 S: 6 H: 3 LOB: 2 BB: 1 P: 10	R: 0 E: 0 K: 0 S: 3 H: 0 LOB: 0 BB: 0 P: 3	1B: 5 2B: 4 3B: 0 HR: 0	SF: 0 SAC: 1 DP: 1 HBP: 0						

TOP

New York Mets @ Philadelphia Phillies

Veterans Stadium, Philadelphia, PA

Mon Aug 11 1986, 7:05 PM EDT

Att. 43,133 - Unknown

livebaseballscorecards.com

AB	36
R	8
H	9
RBI	8
BB	8
SO	9
LOB	21

PITCHER		IP	WLS	BF	H	R	ER	SO	BB	IBB	HBP	BLK	WP	HR	S	P	ERA	WHIP
Don Carman, L ERA: 3.62	(1, 1)	5.0	L	24	5	4	4	7	2	2	0	0	0	0	34	50	7.20	1.400
Tom Hume, R ERA: 3.24	(6, 1)	2.0		11	1	2	0	2	3	0	0	0	0	0	12	24	0.00	2.000
Dan Schatzeder, L ERA: 3.51	(8, 1)	1.0		7	3	2	2	0	0	1	0	0	0	0	6	10	18.00	3.000
Michael Jackson, R ERA:	(9, 1)	1.0		3	0	0	0	0	0	0	0	0	0	0	3	3	0.00	0.000

PITCHER	IP	WLS	BF	H	R	ER	SO	BB	IBB	HBP	BLK	WP	HR	S	P	ERA	WHIP

WP: 0 PB: 0 SB: 1 CS: 0 PA: 45

New York Mets @ Philadelphia Phillies

Veterans Stadium, Philadelphia, PA

Mon Aug 11 1986, 7:05 PM EDT

Att. 43,133 - Unknown

livebaseballscorecards.com

BOTTOM

Batter	1	2	3	4	5	6	7	8	9	AB	R	H	RBI	BB	SO	LOB
Gary Redus, R (1, 7) OBP: 0.329, SLG: 0.464	F9		F8		SF8			K	5-3	4	0	0	1	0	1	1
Jeff Stone, L (1, 8) Ron Roenicke, S (2, 8) OBP: 0.372, SLG: 0.373	L8-3, HBP		G3		K			F9		0 3	0 0	0 0	0 0	0 0	0 1	0 1
Juan Samuel, R (1, 4) OBP: 0.303, SLG: 0.446	L8-3			F9		6-3		2B		4	0	1	0	0	0	1
Von Hayes, L (1, 3) OBP: 0.372, SLG: 0.431		1B, 2B		1B		5-3		F9		4	1	2	0	0	0	1
Glenn Wilson, R (1, 9) OBP: 0.305, SLG: 0.401		S, 1B		K		1B			HR, 1B	4	1	3	1	0	1	1
Rick Schu, R (1, 5) OBP: 0.337, SLG: 0.434	K		K		F7				HR	4	1	1	2	0	2	3
John Russell, R (1, 2) OBP: 0.297, SLG: 0.451	K			FC1-6, SF8, 1B		K		K		4	1	1	0	0	3	1
Steve Jeltz, S (1, 6) OBP: 0.336, SLG: 0.262	K			FC1-6, 1B		K		F7		4	0	1	0	0	2	1
Don Carman, L (1, 1) Francisco Melendez, L (5, PH) OBP: 0.286, SLG: 0.286 Tom Hume, R (6, 1) Dan Schatzeder, L (7, PH) OBP: 0.519, SLG: 0.682 (8, 1) Michael Jackson, R (9, 1) Greg Gross, L (9, PH) OBP: 0.385, SLG: 0.313			G3		FC1-6			F7	E4	1 1 0 1 0 1	0 0 0 0 0 0	0 0 0 0 0 0	0 0 0 0 0 0	0 0 0 0 0 0	0 2 0 0 0 0	0 1 0 0 0 0
Inning Stats	R: 0 E: 0 K: 0 S: 2 H: 0 LOB: 0 BB: 0 P: 3	R: 1 E: 0 K: 3 S: 11 H: 2 LOB: 1 BB: 0 P: 11	R: 0 E: 0 K: 0 S: 3 H: 0 LOB: 0 BB: 0 P: 3	R: 0 E: 0 K: 2 S: 8 H: 1 LOB: 1 BB: 0 P: 8	R: 1 E: 0 K: 1 S: 7 H: 2 LOB: 1 BB: 0 P: 7	R: 0 E: 0 K: 0 S: 4 H: 1 LOB: 1 BB: 0 P: 4	R: 0 E: 0 K: 2 S: 7 H: 0 LOB: 0 BB: 0 P: 7	R: 0 E: 0 K: 1 S: 6 H: 1 LOB: 1 BB: 0 P: 6	R: 2 E: 1 K: 1 S: 8 H: 2 LOB: 1 BB: 0 P: 8	1B: 6 2B: 3 3B: 0 HR: 1 SF: 1 SAC: 0 DP: 1 HBP: 1						

	AB	35
	R	4
	H	9
	RBI	4
	BB	0
	SO	10
	LOB	12

WP: 0 PA: 37
PB: 0
SB: 1
CS: 0

PITCHER		IP	WLS	BF	H	R	ER	SO	BB	IBB	HBP	BLK	WP	HR	S	P	ERA	WHIP
Dwight Gooden, R ERA: 3.1	(1, 1)	9.0	W	37	9	4	4	10	0	0	1	0	0	1	56	57	4.00	1.000

PITCHER	IP	WLS	BF	H	R	ER	SO	BB	IBB	HBP	BLK	WP	HR	S	P	ERA	WHIP

Batter	1	2	3	4	5	6	7	8	9	AB	R	H	RBI	BB	SO	LOB
Lenny Dykstra, L (1, 8) OBP: 0.401, SLG: 0.498	HR		BB		F8 ①		K ②			3	1	1	1	1	1	2
Wally Backman, S (1, 4) OBP: 0.376, SLG: 0.382	G5-4-3 BB		E9 1-3 1B		B3 ② 1-2		1B 1-3			3	0	2	0	1	0	1
Keith Hernandez, L (1, 3) OBP: 0.390, SLG: 0.435	K ①		F8 ③		K ③		F7 ③			4	0	0	0	0	2	6
Gary Carter, R (1, 2) OBP: 0.340, SLG: 0.436	G5-4-3 ②③ 1-2f			BB		F9 ①		FC6-4 HBP 1-0		2	0	0	0	1	0	1
Darryl Strawberry, L (1, 9) OBP: 0.373, SLG: 0.518		K ①		F7 ①		G3 ②		FC6-4 ① L5-3 1-2f		4	0	0	0	0	1	2
Mookie Wilson, S (1, 7) OBP: 0.353, SLG: 0.470		F7 ②		K ②		1B		L5-3 ②③ 1-2		4	0	1	0	0	1	2
Howard Johnson, S (1, 5) OBP: 0.360, SLG: 0.503		F4 ③		E6 1-3 1B		K ③			K ①	4	0	1	0	0	2	1
Rafael Santana, R (1, 6) OBP: 0.262, SLG: 0.213 Ray Knight, R (9, PH) OBP: 0.349, SLG: 0.434		K ①		F6 ③			E6 1B		K ②	3 1	0 0	0 0	0 0	0 0	1 1	2 0
Rick Aguilera, R (1, 1) OBP: 0.250, SLG: 0.351 Danny Heep, L (7, PH) OBP: 0.390, SLG: 0.410 Doug Sisk, R (7, 1) Lee Mazzilli, S (9, PH) OBP: 0.392, SLG: 0.292		5-3 ②			B3 1B		K ①		F8 ③	2 1 0 1	0 0 0 0	1 0 0 0	0 0 0 0	0 1 0 0	0 1 0 0	0 1 0 0
Inning Stats	R: 1 E: 0 K: 1 S: 5 H: 1 LOB: 0 BB: 1 P: 9	R: 0 E: 0 K: 1 S: 5 H: 0 LOB: 0 BB: 0 P: 5	R: 0 E: 1 K: 1 S: 6 H: 1 LOB: 2 BB: 1 P: 10	R: 0 E: 1 K: 1 S: 6 H: 1 LOB: 2 BB: 1 P: 10	R: 0 E: 0 K: 1 S: 6 H: 1 LOB: 1 BB: 0 P: 6	R: 0 E: 0 K: 1 S: 6 H: 1 LOB: 1 BB: 0 P: 6	R: 0 E: 1 K: 2 S: 9 H: 1 LOB: 2 BB: 0 P: 9	R: 0 E: 0 K: 0 S: 2 H: 0 LOB: 0 BB: 0 P: 3	R: 0 E: 0 K: 2 S: 7 H: 0 LOB: 0 BB: 0 P: 7	1B: 5 2B: 1 3B: 0 HR: 1 SF: 0 SAC: 0 DP: 2 HBP: 1							

PITCHER	IP	WLS	BF	H	R	ER	SO	BB	IBB	HBP	BLK	WP	HR	S	P	ERA	WHIP
Kevin Gross, R (1, 1) ERA: 3.84	9.0	W	36	6	1	1	10	3	0	1	0	0	1	52	65	1.00	1.000

PITCHER	IP	WLS	BF	H	R	ER	SO	BB	IBB	HBP	BLK	WP	HR	S	P	ERA	WHIP

TOP

New York Mets @ Philadelphia Phillies

Veterans Stadium, Philadelphia, PA

Tue Aug 12 1986, 7:05 PM EDT

Att. 36,442 - Unknown

livebaseballscorecards.com

AB	32
R	1
H	6
RBI	1
BB	3
SO	10
LOB	18

Batter	1	2	3	4	5	6	7	8	9	AB	R	H	RBI	BB	SO	LOB
Gary Redus, R (1, 7) OBP: 0.327, SLG: 0.456	S S S 0-3 K ①		B B B 4-0 E 3B BB	x 0-0 F3 ③			x 0-0 4-3 ② 2-3			3	1	0	0	1	1	2
Juan Samuel, R (1, 4) OBP: 0.300, SLG: 0.441	x 0-0 F9 ②		x 0-0 E5 1-2 3B		S S S 0-3 K ①		x 0-0 F8 ③			4	1	0	0	0	1	2
Von Hayes, L (1, 3) OBP: 0.373, SLG: 0.435	B B B 4-0 HBP BB		x 0-0 1-H 2-H SF8 3B		S S S 0-3 K ②			x 0-0 3-1 ①		3	1	1	2	1	1	0
Mike Schmidt, R (1, 5) OBP: 0.384, SLG: 0.533	H 1-0 1-2 HBP		x 0-0 SF8 ① 3-H		x 0-0 6-3 ③			x 0-0 F9 ②		2	0	0	1	0	0	0
Glenn Wilson, R (1, 9) OBP: 0.302, SLG: 0.397	x 0-0 F3 ③		x 0-0 5-3 ②			x 0-0 6-3 ①		x 0-0 1-3 ③		4	0	0	0	0	0	2
Ron Roenicke, S (1, 8) OBP: 0.368, SLG: 0.368		x 0-0 4-3 ①	x 0-0 6-3 ③			x 0-0 B1 ②				3	0	0	0	0	0	0
John Russell, R (1, 2) OBP: 0.298, SLG: 0.447		x 0-0 5-3 ②		B B B 4-0 SH3-4 BB		S S S 0-3 K ③				2	0	0	0	1	1	0
Steve Jeltz, S (1, 6) OBP: 0.339, SLG: 0.269		x 0-0 2B		x 0-0 F7 ①			x 0-0 4-3 SH3-4 1B			3	0	2	0	0	0	1
Kevin Gross, R (1, 1) OBP: 0.179, SLG: 0.273		x 0-0 F7 ③		x 0-0 SH3-4 ② 1-2			x 0-0 SH3-4 ① 1-2			1	0	0	0	0	0	1
Inning Stats	R: 0 E: 0 K: 1 S: 5 H: 0 LOB: 2 BB: 1 P: 10	R: 0 E: 0 K: 0 S: 4 H: 1 LOB: 1 BB: 0 P: 4	R: 3 E: 1 K: 0 S: 5 H: 1 LOB: 0 BB: 1 P: 9	R: 0 E: 0 K: 0 S: 3 H: 0 LOB: 1 BB: 1 P: 7	R: 0 E: 0 K: 2 S: 7 H: 0 LOB: 0 BB: 0 P: 7	R: 0 E: 0 K: 1 S: 5 H: 0 LOB: 0 BB: 0 P: 5	R: 0 E: 0 K: 0 S: 4 H: 1 LOB: 1 BB: 0 P: 4	R: 0 E: 0 K: 0 S: 3 H: 0 LOB: 0 BB: 0 P: 3		1B: 1 2B: 1 3B: 1 HR: 0	SF: 1 SAC: 2 DP: 0 HBP: 1					

PITCHER		IP	WLS	BF	H	R	ER	SO	BB	IBB	HBP	BLK	WP	HR	S	P	ERA	WHIP
Rick Aguilera, R ERA: 3.88	(1, 1)	6.0	L	25	2	3	2	4	3	0	1	0	0	0	29	42	3.00	0.833
Doug Sisk, R ERA: 2.87	(7, 1)	2.0		7	1	0	0	0	0	0	0	0	0	0	7	7	0.00	0.500

PITCHER	IP	WLS	BF	H	R	ER	SO	BB	IBB	HBP	BLK	WP	HR	S	P	ERA	WHIP

BOTTOM

New York Mets @ Philadelphia Phillies

Veterans Stadium, Philadelphia, PA

Tue Aug 12 1986, 7:05 PM EDT

Att. 36,442 - Unknown

livebaseballscorecards.com

AB	25
R	3
H	3
RBI	3
BB	3
SO	4
LOB	8

New York Mets @ Philadelphia Phillies

Veterans Stadium, Philadelphia, PA

Wed Aug 13 1986, 7:05 PM EDT

Att. 39,041 - Unknown

TOP

livebaseballscorecards.com

Batter	1	2	3	4	5	6	7	8	9	AB	R	H	RBI	BB	SO	LOB
Lenny Dykstra, L (1, 8) OBP: 0.399, SLG: 0.494	G3		BB 1-2 BB		1-3		G3		K	3	0	0	0	1	0	1
Randy Myers, L (7, 1)										0	0	0	0	0	0	0
Danny Heep, L (9, PH) OBP: 0.388, SLG: 0.407										1	0	0	0	0	1	1
Tim Teufel, R (1, 4) OBP: 0.309, SLG: 0.339	6-3		F9		F7			3-1	4-3	4	0	0	0	0	0	2
Wally Backman, S (9, PH) OBP: 0.375, SLG: 0.381										1	0	0	0	0	0	1
Darryl Strawberry, L (1, 9) OBP: 0.372, SLG: 0.514	F7		BB 1-2 2-3		K			K		3	0	0	0	1	2	0
Gary Carter, R (1, 2) OBP: 0.339, SLG: 0.434		K	F9			L7		1B		4	0	1	0	0	1	3
Kevin Mitchell, R (1, 7) OBP: 0.375, SLG: 0.520		6-3 3B		1B 6-3 2B		F9		F8		4	2	2	0	0	0	1
Ray Knight, R (1, 5) OBP: 0.351, SLG: 0.435		6-3 3-H		6-3 2-3 1B		F8			HR 1B	4	1	2	1	0	0	0
Lee Mazzilli, S (1, 3) OBP: 0.388, SLG: 0.320		6-3		K			F9		HR 1-H	4	1	1	2	0	1	2
Rafael Santana, R (1, 6) OBP: 0.263, SLG: 0.214			1-3	6-3 1-3 3-H					K	3	0	1	1	0	0	1
Howard Johnson, S (9, PH) OBP: 0.358, SLG: 0.500							1B			1	0	0	0	0	1	0
Bob Ojeda, L (1, 1) OBP: 0.111, SLG: 0.111			BB BB 1B	K			F7		1B	2	0	1	0	0	1	1
Mookie Wilson, S (7, PH) OBP: 0.354, SLG: 0.470 (7, 8)										2	0	1	0	0	0	1

	AB	36
	R	4
	H	9
	RBI	4
	BB	2
	SO	7
	LOB	14

Inning Stats	1	2	3	4	5	6	7	8	9
	R: 0 E: 0 K: 0 S: 3	H: 0 LOB: 0 BB: 0 P: 3	R: 1 E: 0 K: 1 S: 6	H: 1 LOB: 0 BB: 0 P: 6	R: 0 E: 0 K: 0 S: 4	H: 1 LOB: 3 BB: 2 P: 12	R: 1 E: 0 K: 2 S: 9	H: 2 LOB: 1 BB: 0 P: 9	R: 0 E: 0 K: 1 S: 5	H: 0 LOB: 0 BB: 0 P: 5
	R: 0 E: 0 K: 0 S: 3	H: 0 LOB: 0 BB: 0 P: 3	R: 0 E: 0 K: 0 S: 4	H: 1 LOB: 1 BB: 0 P: 4	R: 0 E: 0 K: 1 S: 6	H: 1 LOB: 1 BB: 0 P: 6	R: 2 E: 0 K: 2 S: 10	H: 3 LOB: 1 BB: 0 P: 10		

	1B: 6	SF: 0	WP: 0	PA: 38
	2B: 1	SAC: 0	PB: 0	
	3B: 1	DP: 0	SB: 0	
	HR: 1	HBP: 0	CS: 0	

PITCHER		IP	WLS	BF	H	R	ER	SO	BB	IBB	HBP	BLK	WP	HR	S	P	ERA	WHIP
Bruce Ruffin, L ERA: 2.85	(1, 1)	8.0	W	32	6	2	2	5	2	0	0	0	0	0	40	48	2.25	1.000
Steve Bedrosian, R ERA: 3.05	(9, 1)	1.0		6	3	2	2	2	0	0	0	0	0	1	10	10	18.00	3.000

PITCHER	IP	WLS	BF	H	R	ER	SO	BB	IBB	HBP	BLK	WP	HR	S	P	ERA	WHIP

New York Mets @ Philadelphia Phillies

Veterans Stadium, Philadelphia, PA

Wed Aug 13 1986, 7:05 PM EDT

Att. 39,041 - Unknown

BOTTOM

livebaseballscorecards.com

Batter	1	2	3	4	5	6	7	8	9	AB	R	H	RBI	BB	SO	LOB
Gary Redus, R (1, 7) OBP: 0.338, SLG: 0.472	BBB 4-0 4-3 S 1B BB	BBB 4-0 1B BB		BBB 4-0 CS BB		x 0-0 2-H HR		SS 0-3 ② K		2	2	1	2	3	1	0
Juan Samuel, R (1, 4) OBP: 0.302, SLG: 0.443	x 0-0 ① 4-3 1-3	x 0-0 FC4-6 1-3 1B		SSS 0-3 ②③ K 1-2		SSS 0-3 ③ K		x 0-0 2B		5	0	2	0	0	2	2
Steve Bedrosian, R (9, 1) OBP: 0.400, SLG: 0.250										0	0	0	0	0	0	0
Von Hayes, L (1, 3) OBP: 0.371, SLG: 0.432	x 0-0 HR 3-H 1B	x 0-0 ② F6			x 0-0 ① F3		x 0-0 ① F5	x 0-0 ③ F7		5	1	1	1	0	0	3
Mike Schmidt, R (1, 5) OBP: 0.388, SLG: 0.543	x 0-0 1-H HR	x 0-0 ③ FC4-6 1-2f			x 0-0 FC6-4 1B		x 0-0 BB 1B			4	1	3	2	0	0	2
Glenn Wilson, R (1, 9) OBP: 0.301, SLG: 0.395	x 0-0 1B G3 1B		x 0-0 ① 1-3		x 0-0 ② FC6-4 FC5-4 1-2		SSS 0-3 ② K			4	1	1	0	0	1	2
Ron Roenicke, S (1, 8) OBP: 0.374, SLG: 0.386	x 0-0 G3 1-3 1B		x 0-0 HR		x 0-0 ③ FC5-4 1-2f		BBB 4-0 1-2 BB			3	1	2	1	1	0	1
John Russell, R (1, 2) OBP: 0.293, SLG: 0.438	x 0-0 ② G3 1-2 3-H		x 0-0 ② 3-1			x 0-0 ① F9	x 0-0 ③ F3			4	0	0	1	0	0	3
Steve Jeltz, S (1, 6) OBP: 0.338, SLG: 0.272	SSS 0-3 ③ K		x 0-0 ③ 5-3			x 0-0 HR 2B		SSS 0-3 ① K		4	1	1	0	0	2	1
Bruce Ruffin, S (1, 1) OBP: 0.077, SLG: 0.115		SSS 0-3 ① K		x 0-0 ① 1-3		SSS 0-3 ② K		x 0-0 HR		3	0	0	0	0	2	1
Luis Aguayo, R (8, PH) OBP: 0.238, SLG: 0.330										1	1	1	1	0	0	0
(9, 4)																
Inning Stats	R: 4 H: 4 E: 0 LOB: 1 K: 1 BB: 1 S: 9 P: 13	R: 0 H: 1 E: 0 LOB: 2 K: 1 BB: 1 S: 6 P: 10	R: 1 H: 1 E: 0 LOB: 0 K: 0 BB: 0 S: 4 P: 4	R: 0 H: 0 E: 0 LOB: 0 K: 1 BB: 1 S: 4 P: 8	R: 0 H: 1 E: 0 LOB: 1 K: 0 BB: 0 S: 4 P: 4	R: 2 H: 2 E: 0 LOB: 0 K: 2 BB: 0 S: 9 P: 9	R: 0 H: 1 E: 0 LOB: 2 K: 1 BB: 1 S: 6 P: 10	R: 1 H: 2 E: 0 LOB: 1 K: 2 BB: 0 S: 9 P: 9		1B: 6 SF: 0 2B: 2 SAC: 0 3B: 0 DP: 0 HR: 4 HBP: 0						

	AB	35
	R	8
	H	12
	RBI	8
	BB	4
	SO	8
	LOB	15

WP: 0 PA: 39
PB: 0
SB: 1
CS: 1

PITCHER		IP	WLS	BF	H	R	ER	SO	BB	IBB	HBP	BLK	WP	HR	S	P	ERA	WHIP
Bob Ojeda, L ERA: 2.75	(1, 1)	6.0	L	29	9	7	7	5	3	0	0	0	0	3	36	48	10.50	2.000
Randy Myers, L ERA: 2.35	(7, 1)	2.0		10	3	1	1	3	1	0	0	0	0	1	15	19	4.50	2.000

PITCHER	IP	WLS	BF	H	R	ER	SO	BB	IBB	HBP	BLK	WP	HR	S	P	ERA	WHIP

Batter	1	2	3	4	5	6	7	8	9	AB	R	H	RBI	BB	SO	LOB
Vince Coleman, S (1, 8) OBP: 0.325, SLG: 0.310	S S S 0-3 ① K		x 0-0 1B		x 0-0 1-2 2-H 1B		x 0-0 ③ L8		x 0-0 E6 1-2 2-3 3-H	5	0	2	1	0	1	3
Ozzie Smith, S (1, 6) OBP: 0.374, SLG: 0.340 Todd Worrell, R (9, 1) OBP: 0.167, SLG: 0.500	x 0-0 ② P5		x 0-0 ③ F8		x 0-0 ② P6			x 0-0 ① 5-3	x 0-0 ② ③ 5-3 3-H	5 0	0 0	0 0	0 0	0 0	0 0	6 0
Tom Herr, S (1, 4) OBP: 0.323, SLG: 0.302	S S S 0-3 ③ K			x 0-0 G3-1 2B	x 0-0 ③ F8			x 0-0 ② L8		4	0	1	0	0	1	2
Curt Ford, L (1, 7) OBP: 0.331, SLG: 0.391		S S S 0-3 ① K		x 0-0 ① F6		S S S 0-3 ① K		x 0-0 1B		4	0	1	0	0	2	1
Terry Pendleton, S (1, 5) OBP: 0.283, SLG: 0.304		x 0-0 HR		x 0-0 ② G3-1 2-3		x 0-0 ② 6-3		x 0-0 ③ L8		4	1	1	1	0	0	2
John Morris, L (1, 9) OBP: 0.346, SLG: 0.273 José Oquendo, S (9, PH) OBP: 0.396, SLG: 0.371 (9, 6)		x 0-0 ② L8		S S S 0-3 ③ K		S S S 0-3 ③ K			x 0-0 ① 6-3	3 1	0 0	0 0	0 0	0 0	2 0	1 0
Clint Hurdle, L (1, 3) OBP: 0.306, SLG: 0.296 Tito Landrum, R (9, PH) OBP: 0.263, SLG: 0.269 (9, 9)		S S S 0-3 ③ K			B B B 4-0 FC1-5 BB BB		x 0-0 FC3-6 1B		x 0-0 1B BB E 1B	2 1	0 1	1 1	0 0	1 0	1 0	0 0
Michael LaValliere, L (1, 2) OBP: 0.313, SLG: 0.283 Alan Knicely, R (9, PH) OBP: 0.373, SLG: 0.333 Andy Van Slyke, L (9, PR) OBP: 0.339, SLG: 0.400 (9, 3)			x 0-0 ① 3-1		B B B B 4-0 1-2 FC1-5 1B BB		x 0-0 ① L7		B B B B 4-0 E 1B 1-2 CS BB	2 0 0	1 0 0	0 0 0	0 0 0	1 1 0	0 0 0	1 0 0
Tim Conroy, L (1, 1) OBP: 0.238, SLG: 0.263 Ray Soff, R (7, 1) Tom Lawless, R (9, PH) OBP: 0.259, SLG: 0.308 Steve Lake, R (9, 2) OBP: 0.455, SLG: 0.476			S S S 0-3 ② K		x 0-0 ① FC1-5 1B 1-2 2-3f		x 0-0 ② FC3-6 1-2f		x 0-0 E 1-2 2-3 1B	3 0 1 0	0 0 0 0	0 0 1 0	0 0 0 0	0 0 0 0	1 0 0 0	3 0 0 0
Inning Stats	R: 0 E: 0 K: 2 S: 7 H: 0 LOB: 0 BB: 0 P: 7	R: 1 E: 0 K: 2 S: 8 H: 1 LOB: 0 BB: 0 P: 8	R: 0 E: 0 K: 1 S: 6 H: 1 LOB: 0 BB: 0 P: 6	R: 0 E: 0 K: 1 S: 6 H: 1 LOB: 1 BB: 0 P: 6	R: 1 E: 0 K: 0 S: 4 H: 1 LOB: 2 BB: 2 P: 12	R: 0 E: 0 K: 2 S: 7 H: 0 LOB: 0 BB: 0 P: 7	R: 0 E: 0 K: 0 S: 4 H: 1 LOB: 1 BB: 0 P: 4	R: 0 E: 0 K: 0 S: 4 H: 1 LOB: 1 BB: 0 P: 4	R: 1 E: 1 K: 0 S: 5 H: 2 LOB: 3 BB: 1 P: 9	1B: 6 2B: 1 3B: 0 HR: 1	SF: 0 SAC: 0 DP: 0 HBP: 0					

TOP

St. Louis Cardinals @ New York Mets

Shea Stadium, Flushing, NY

Thu Aug 14 1986, 3:33 AM EDT

Unknown

livebaseballscorecards.com

AB	35
R	3
H	8
RBI	2
BB	3
SO	8
LOB	19

PITCHER		IP	WLS	BF	H	R	ER	SO	BB	IBB	HBP	BLK	WP	HR	S	P	ERA	WHIP
Ron Darling, R ERA: 2.8	(1, 1)	7.0		28	5	2	2	8	2	0	0	0	0	1	42	50	2.57	1.000
Jesse Orosco, L ERA: 2.63	(8, 1)	1.1		9	3	1	0	0	1	0	0	0	0	0	8	12	0.00	3.000
Roger McDowell, R ERA: 2.37	(9, 1)	0.2	W	1	0	0	0	0	0	0	0	0	0	0	1	1	0.00	0.000

PITCHER	IP	WLS	BF	H	R	ER	SO	BB	IBB	HBP	BLK	WP	HR	S	P	ERA	WHIP

St. Louis Cardinals @ New York Mets

Shea Stadium, Flushing, NY

Thu Aug 14 1986, 3:33 AM EDT

Unknown

BOTTOM

livebaseballscorecards.com

Batter	1	2	3	4	5	6	7	8	9	AB	R	H	RBI	BB	SO	LOB
Mookie Wilson, S (1, 8) OBP: 0.359, SLG: 0.475	K		BB		8-5		HR 2B		1B 1B	4	2	2	0	1	1	1
Kevin Mitchell, R (1, 7) OBP: 0.375, SLG: 0.530	L3		K		K		HR		1B	5	1	2	3	0	2	1
Keith Hernandez, L (1, 3) OBP: 0.393, SLG: 0.435	BB		G3			1B BB	1B			2	0	1	0	2	0	1
Gary Carter, R (1, 2) OBP: 0.339, SLG: 0.432	P6		F9			3 1B	5-3			4	0	1	0	0	0	3
Darryl Strawberry, L (1, 9) OBP: 0.368, SLG: 0.508		F8		K		3		L4		4	0	0	0	0	1	2
Ray Knight, R (1, 5) OBP: 0.353, SLG: 0.434		2B 1B		K		BB		F9		3	1	1	0	1	1	0
Tim Teufel, R (1, 4) OBP: 0.313, SLG: 0.348 Roger McDowell, R (9, 1) OBP: 0.400, SLG: 0.357		2B		1B		5-3		K		4 0	0 0	2 0	0 0	0 0	1 0	2 0
Rafael Santana, R (1, 6) OBP: 0.263, SLG: 0.218		FC6-5-6		G3			P4		2B	4	0	1	1	0	0	2
Ron Darling, R (1, 1) OBP: 0.111, SLG: 0.098 Lee Mazzilli, S (7, PH) OBP: 0.385, SLG: 0.317 Jesse Orosco, R (8, 1) Wally Backman, S (9, 4) OBP: 0.373, SLG: 0.379		K			8-5 2B		K		B5-3	2 1 0 1	0 0 0 0	1 0 0 0	0 0 0 0	0 1 0 0	1 0 0 0	1 0 0 1
Inning Stats	R: 0 E: 0 K: 1 S: 5 H: 0 LOB: 1 BB: 1 P: 9	R: 1 E: 0 K: 1 S: 7 H: 2 LOB: 1 BB: 0 P: 7	R: 0 E: 0 K: 1 S: 5 H: 0 LOB: 1 BB: 1 P: 9	R: 0 E: 0 K: 2 S: 8 H: 1 LOB: 1 BB: 0 P: 8	R: 0 E: 0 K: 1 S: 5 H: 1 LOB: 0 BB: 0 P: 5	R: 0 E: 0 K: 0 S: 3 H: 1 LOB: 2 BB: 2 P: 11	R: 2 E: 0 K: 1 S: 8 H: 3 LOB: 1 BB: 0 P: 8	R: 0 E: 0 K: 1 S: 5 H: 0 LOB: 0 BB: 0 P: 5	R: 1 E: 0 K: 0 S: 4 H: 3 LOB: 1 BB: 0 P: 4	1B: 6 2B: 6 3B: 0 HR: 1	SF: 0 SAC: 0 DP: 2 HBP: 0						

	AB	34
	R	4
	H	11
	RBI	4
	BB	4
	SO	8
	LOB	14

PITCHER		IP	WLS	BF	H	R	ER	SO	BB	IBB	HBP	BLK	WP	HR	S	P	ERA	WHIP
Tim Conroy, L ERA: 5.14	(1, 1)	6.2		30	8	3	3	7	4	0	0	0	0	1	40	56	4.05	1.800
Ray Soff, R ERA: 1.54	(7, 1)	1.1		4	0	0	0	1	0	0	0	0	0	0	6	6	0.00	0.000
Todd Worrell, R ERA: 1.51	(9, 1)	0.2	L	4	3	1	1	0	0	0	0	0	0	0	4	4	13.50	4.500

PITCHER	IP	WLS	BF	H	R	ER	SO	BB	IBB	HBP	BLK	WP	HR	S	P	ERA	WHIP

Batter	1	2	3	4	5	6	7	8	9	AB	R	H	RBI	BB	SO	LOB
Vince Coleman, S (1, 8) OBP: 0.324, SLG: 0.309	0-0 1B 1B		0-3 K		0-0 1-3		0-0 FC6-4 1-2f			4	0	1	0	0	1	1
John Morris, L (1, 9) OBP: 0.400, SLG: 0.346	0-0 1-3 3B 1B		0-0 CS 1B		0-0 L7			0-0 FC3-6 1B		4	1	3	0	0	0	0
Tom Herr, S (1, 4) OBP: 0.323, SLG: 0.307	0-0 2-H HR 3B		0-0 F5 1-2			0-3 K		0-0 FC3-6 6-3 1-2f		4	1	1	1	0	1	2
Andy Van Slyke, L (1, 7) OBP: 0.341, SLG: 0.421	0-0 3-H HR			0-0 FC 3B		0-0 4-3		0-0 6-3 1-2		4	2	2	2	0	0	1
Terry Pendleton, S (1, 5) OBP: 0.281, SLG: 0.301	0-3 K			0-0 FC FC6 3-H		0-0 4-3		0-3 K		4	0	0	1	0	2	1
Clint Hurdle, L (1, 3) OBP: 0.305, SLG: 0.289	0-0 4-3			0-0 F7			0-0 4-3		4-0 BB	3	0	0	0	1	0	1
José Oquendo, S (1, 6) OBP: 0.391, SLG: 0.376		0-0 6-3		0-0 FC6 1-2f			0-0 E 2B		0-3 K	4	1	1	0	0	1	2
Steve Lake, R (1, 2) OBP: 0.423, SLG: 0.440		0-0 F7		0-0 F4			0-0 E8 FC6-4 2-H 1B		0-0 F8	4	0	1	0	0	0	2
Ricky Horton, L (1, 1) OBP: 0.167, SLG: 0.091 Pat Perry, L (8, 1)		0-0 L7			0-0 F7		0-3 K		0-0 1-3	3 1	0 0	0 0	0 0	1 0	1 0	1 1
Inning Stats	R: 3 E: 0 K: 1 S: 8 H: 4 LOB: 0 BB: 0 P: 8	R: 0 E: 0 K: 0 S: 3 H: 0 LOB: 0 BB: 0 P: 3	R: 0 E: 0 K: 1 S: 5 H: 1 LOB: 0 BB: 0 P: 5	R: 1 E: 0 K: 0 S: 5 H: 1 LOB: 1 BB: 0 P: 5	R: 0 E: 0 K: 0 S: 3 H: 0 LOB: 0 BB: 0 P: 3	R: 0 E: 0 K: 1 S: 5 H: 0 LOB: 0 BB: 0 P: 5	R: 1 E: 1 K: 1 S: 7 H: 2 LOB: 1 BB: 0 P: 7	R: 0 E: 0 K: 1 S: 6 H: 1 LOB: 1 BB: 0 P: 6	R: 0 E: 0 K: 1 S: 5 H: 0 LOB: 1 BB: 1 P: 9	1B: 5 2B: 1 3B: 2 HR: 1 SF: 0 SAC: 0 DP: 0 HBP: 0						

PITCHER		IP	WLS	BF	H	R	ER	SO	BB	IBB	HBP	BLK	WP	HR	S	P	ERA	WHIP
Rick Anderson, R ERA: 2.43	(1, 1)	6.0	L	23	6	4	4	3	0	0	0	0	0	1	29	29	6.00	1.000
Doug Sisk, R ERA: 2.76	(7, 1)	2.0		9	3	1	0	2	0	0	0	0	0	0	13	13	0.00	1.500
Randy Myers, L ERA: 2.08	(9, 1)	1.0		4	0	0	0	1	1	0	0	0	0	0	5	9	0.00	1.000

PITCHER		IP	WLS	BF	H	R	ER	SO	BB	IBB	HBP	BLK	WP	HR	S	P	ERA	WHIP

TOP

St. Louis Cardinals @ New York Mets

Shea Stadium, Flushing, NY

Thu Aug 14 1986, 7:05 PM EDT

Att. 48,949 - Unknown

livebaseballscorecards.com

AB	35
R	5
H	9
RBI	4
BB	1
SO	6
LOB	12

WP: 0 PB: 0 SB: 0 CS: 1

PA: 36

Batter	1	2	3	4	5	6	7	8	9	AB	R	H	RBI	BB	SO	LOB
Lenny Dykstra, L (1, 8) OBP: 0.395, SLG: 0.487	K		4-3			K		1-3 1-2f		4	0	0	0	0	2	1
Mookie Wilson, S (1, 7) OBP: 0.354, SLG: 0.467	L4		4-3			F6			5-3	4	0	0	0	0	0	0
Keith Hernandez, L (1, 3) OBP: 0.393, SLG: 0.434	BB 1B			K			K		K	3	0	1	0	0	2	0
Lee Mazzilli, S (8, 3) OBP: 0.382, SLG: 0.314										1	0	0	0	0	1	0
Kevin Mitchell, R (1, 9) OBP: 0.377, SLG: 0.532	1-2 BB			F8			1B 2B		F8	3	1	1	0	1	0	0
Ray Knight, R (1, 5) OBP: 0.350, SLG: 0.431	F5			1-3			6-3			3	0	0	0	0	0	3
Tim Teufel, R (1, 4) OBP: 0.313, SLG: 0.347		5-3			4-3		2-H 1B			3	0	1	1	0	0	0
Ed Hearn, R (1, 2) OBP: 0.355, SLG: 0.493		6-3			K		G3			3	0	0	0	0	1	1
Rafael Santana, R (1, 6) OBP: 0.260, SLG: 0.216		F2			K			5-3		3	0	0	0	0	1	0
Rick Anderson, R (1, 1) OBP: 0.111, SLG: 0.111			L9			F8				1	0	0	0	0	0	0
Howard Johnson, S (6, PH) OBP: 0.356, SLG: 0.497										1	0	0	0	0	0	0
Doug Sisk, R (7, 1)										0	0	0	0	0	0	0
Wally Backman, S (8, PH) OBP: 0.375, SLG: 0.379										0	0	0	0	1	0	0
Randy Myers, L (9, 1)								1-3 BB		0	0	0	0	0	0	0
Inning Stats	R: 0 E: 0 K: 1 S: 6 H: 1 LOB: 2 BB: 1 P: 10	R: 0 E: 0 K: 0 S: 3 H: 0 LOB: 0 BB: 0 P: 3	R: 0 E: 0 K: 0 S: 3 H: 0 LOB: 0 BB: 0 P: 3	R: 0 E: 0 K: 1 S: 5 H: 0 LOB: 0 BB: 0 P: 5	R: 0 E: 0 K: 2 S: 7 H: 0 LOB: 0 BB: 0 P: 7	R: 0 E: 0 K: 1 S: 5 H: 0 LOB: 0 BB: 0 P: 5	R: 1 E: 0 K: 1 S: 7 H: 2 LOB: 1 BB: 0 P: 7	R: 0 E: 0 K: 0 S: 2 H: 0 LOB: 0 BB: 1 P: 6	R: 0 E: 0 K: 1 S: 5 H: 0 LOB: 0 BB: 0 P: 5	1B: 2 2B: 2 3B: 0 HR: 0		SF: 0 SAC: 0 DP: 1 HBP: 0			WP: 0 PB: 0 SB: 0 CS: 0		PA: 31

PITCHER	IP	WLS	BF	H	R	ER	SO	BB	IBB	HBP	BLK	WP	HR	S	P	ERA	WHIP
Ricky Horton, L (1, 1) ERA: 2.36	7.0	W	25	3	1	1	6	1	0	0	0	0	0	36	40	1.29	0.571
Pat Perry, L (8, 1) ERA: 4.17	2.0		6	0	0	0	1	1	0	0	0	0	0	7	11	0.00	0.500

PITCHER	IP	WLS	BF	H	R	ER	SO	BB	IBB	HBP	BLK	WP	HR	S	P	ERA	WHIP

BOTTOM

St. Louis Cardinals @ New York Mets

Shea Stadium, Flushing, NY

Thu Aug 14 1986, 7:05 PM EDT

Att. 48,949 - Unknown

livebaseballscorecards.com

AB	29
R	1
H	3
RBI	1
BB	2
SO	7
LOB	5

Batter	1	2	3	4	5	6	7	8	9	10	AB	R	H	RBI	BB	SO	LOB
Vince Coleman, S (1, 8) OBP: 0.321, SLG: 0.306	G3	K			K		1-3		FC6-4 1-2f		5	0	0	0	0	2	4
Ozzie Smith, S (1, 6) OBP: 0.376, SLG: 0.340	2B 1B		F9		6-3			BB BB		FC6-4 BB	3	1	1	0	2	0	0
Tom Herr, S (1, 4) OBP: 0.324, SLG: 0.309	1-H 2B		K			F8		1-2 BB		FC6-4 1B 1-2f BB 1B	4	1	1	1	1	1	1
Alan Knicely, R (1, 3) OBP: 0.359, SLG: 0.317	L8		F9			5-3		K		F8	3	0	0	0	0	0	1
Andy Van Slyke, L (8, PH) OBP: 0.339, SLG: 0.418 (8, 3)						L8		F3		1B 1-2 1B BB	2	0	0	0	0	1	3
Terry Pendleton, S (1, 5) OBP: 0.282, SLG: 0.299	FC4-6 BB			5-3				6-3		E 1B 1-2 2-3 1B	3	1	0	0	2	0	2
Tito Landrum, R (1, 9) OBP: 0.261, SLG: 0.267 (7, 7)	FC4-6 1-2f			F9			K				5	1	1	0	0	1	4
Tom Lawless, R (1, 7) OBP: 0.333, SLG: 0.357		S BB		E S 1B			2B 1B		FC6-4 1B	E9 1-H 2-H 3-H 1B	2	0	2	0	1	0	0
John Morris, L (7, 9) OBP: 0.438, SLG: 0.393											2	0	2	2	0	0	0
Steve Lake, R (1, 2) OBP: 0.387, SLG: 0.433		K		F4 1-3			1-3 2B		F2	F9	5	0	1	0	0	1	4
Bob Forsch, R (1, 1) OBP: 0.158, SLG: 0.316		K 1-2			K		K		F4		3	0	0	0	0	3	3
José Oquendo, S (9, PH) OBP: 0.388, SLG: 0.373											1	0	0	0	0	0	1
Pat Perry, L (9, 1)											0	0	0	0	0	0	0
Todd Worrell, R (10, 1) OBP: 0.167, SLG: 0.500											0	0	0	0	0	0	0
Inning Stats	R: 1 H: 2 E: 0 LOB: 2 K: 0 BB: 1 S: 5 P: 9	R: 0 H: 0 E: 0 LOB: 1 K: 3 BB: 1 S: 9 P: 13	R: 0 H: 0 E: 0 LOB: 0 K: 1 BB: 0 S: 5 P: 5	R: 0 H: 1 E: 0 LOB: 1 K: 0 BB: 0 S: 4 P: 4	R: 0 H: 0 E: 0 LOB: 0 K: 2 BB: 0 S: 7 P: 7	R: 0 H: 0 E: 0 LOB: 0 K: 0 BB: 0 S: 3 P: 3	R: 0 H: 2 E: 0 LOB: 2 K: 2 BB: 0 S: 9 P: 9	R: 0 H: 0 E: 0 LOB: 2 K: 1 BB: 2 S: 5 P: 13	R: 0 H: 1 E: 0 LOB: 1 K: 0 BB: 0 S: 4 P: 4	R: 3 H: 2 E: 1 LOB: 1 K: 0 BB: 2 S: 5 P: 13	1B: 6 SF: 0 2B: 2 SAC: 0 3B: 0 DP: 0 HR: 0 HBP: 0						

PITCHER	IP	WLS	BF	H	R	ER	SO	BB	IBB	HBP	BLK	WP	HR	S	P	ERA	WHIP
Sid Fernandez, L (1, 1) ERA: 3.27	7.0		28	5	1	1	8	2	0	0	0	0	0	42	50	1.29	1.000
Doug Sisk, R (8, 1) ERA: 2.76	0.0		2	0	0	0	0	2	0	0	0	0	0	0	8	∞	∞
Jesse Orosco, L (8, 1) ERA: 2.82	3.0	L	14	3	3	2	1	2	0	0	0	0	0	14	22	6.00	1.667

PITCHER	IP	WLS	BF	H	R	ER	SO	BB	IBB	HBP	BLK	WP	HR	S	P	ERA	WHIP

TOP

St. Louis Cardinals @ New York Mets

Shea Stadium, Flushing, NY

Fri Aug 15 1986, 7:05 PM EDT
Att. 46,780 - Unknown

livebaseballscorecards.com

AB	38
R	4
H	8
RBI	3
BB	6
SO	9
LOB	23

WP: 0 PA: 44
PB: 0
SB: 2
CS: 0

Batter	1	2	3	4	5	6	7	8	9	10	AB	R	H	RBI	BB	SO	LOB
Lenny Dykstra, L (1, 8) OBP: 0.389, SLG: 0.479	G3		F9		4-3		F7			FC6-5 1B 2-3	5	0	0	0	0	0	2
Wally Backman, S (1, 4) OBP: 0.379, SLG: 0.383	BB 1B		4-3			F1		CS 1B		1-2 1B	5	0	3	0	0	0	0
Keith Hernandez, L (1, 3) OBP: 0.395, SLG: 0.434	B B B B 4-0 G5-3 1-2 BB		0-0 FC5-4 1B			B B B B 4-0 BB		0-0 F7 1-2		0-0 F7	3	0	1	0	2	0	3
Gary Carter, R (1, 2) OBP: 0.335, SLG: 0.427	G5-3 1-2f		FC5-4 1-2f			S S S 0-3 K		6-3		F9	5	0	0	0	0	1	6
Darryl Strawberry, L (1, 9) OBP: 0.365, SLG: 0.501		F7		L3		1-3			3-1		4	0	0	0	0	0	1
Danny Heep, L (1, 7) OBP: 0.387, SLG: 0.406 Kevin Mitchell, R (9, PH) OBP: 0.376, SLG: 0.529 (10, 7)	1B 1B			1-3			F7		F9		3 1	0 0	1 0	0 0	0 0	0 0	0 0
Howard Johnson, S (1, 5) OBP: 0.348, SLG: 0.484	S S S 0-3 K			4-3			F9		F8		4	0	0	0	0	1	1
Rafael Santana, R (1, 6) OBP: 0.267, SLG: 0.231	1-2 1B				F7		1B 2B			2B 2B	4	2	3	0	0	0	0
Sid Fernandez, L (1, 1) OBP: 0.208, SLG: 0.216 Lee Mazzilli, S (7, PH) OBP: 0.386, SLG: 0.320 Doug Sisk, R (8, 1) Jesse Orosco, R (8, 1) Mookie Wilson, S (10, PH) OBP: 0.356, SLG: 0.473	S S S 0-3 K				S S S 0-3 K		2-H 1B			FC6-5 2-H 2B	2 1 0 0 1	0 0 0 0 0	0 1 0 0 1	0 1 0 0 1	0 0 0 0 0	2 0 0 0 0	2 0 0 0 0
Inning Stats	R: 0 E: 0 K: 0 S: 3 H: 1 LOB: 1 BB: 1 P: 7	R: 0 E: 0 K: 2 S: 9 H: 2 LOB: 2 BB: 0 P: 9	R: 0 E: 0 K: 0 S: 4 H: 1 LOB: 1 BB: 0 P: 4	R: 0 E: 0 K: 0 S: 3 H: 0 LOB: 0 BB: 0 P: 3	R: 0 E: 0 K: 1 S: 5 H: 0 LOB: 0 BB: 0 P: 5	R: 0 E: 0 K: 1 S: 5 H: 0 LOB: 1 BB: 1 P: 9	R: 1 E: 0 K: 0 S: 5 H: 2 LOB: 1 BB: 0 P: 5	R: 0 E: 0 K: 0 S: 3 H: 1 LOB: 0 BB: 0 P: 3	R: 0 E: 0 K: 0 S: 3 H: 0 LOB: 0 BB: 0 P: 3	R: 1 E: 0 K: 0 S: 6 H: 3 LOB: 2 BB: 0 P: 6	1B: 7 2B: 3 3B: 0 HR: 0	SF: 0 SAC: 0 DP: 1 HBP: 0						

PITCHER		IP	WLS	BF	H	R	ER	SO	BB	IBB	HBP	BLK	WP	HR	S	P	ERA	WHIP
Bob Forsch, R ERA: 2.65	(1, 1)	8.0		31	7	1	1	4	2	0	0	0	0	0	37	45	1.12	1.125
Pat Perry, L ERA: 4.09	(9, 1)	1.0	W	3	0	0	0	0	0	0	0	0	0	0	3	3	0.00	0.000
Todd Worrell, R ERA: 1.6	(10, 1)	1.0	S	6	3	1	1	0	0	0	0	0	0	0	6	6	9.00	3.000

PITCHER	IP	WLS	BF	H	R	ER	SO	BB	IBB	HBP	BLK	WP	HR	S	P	ERA	WHIP

BOTTOM

St. Louis Cardinals @ New York Mets

Shea Stadium, Flushing, NY

Fri Aug 15 1986, 7:05 PM EDT
Att. 46,780 - Unknown

livebaseballscorecards.com

AB	38
R	2
H	10
RBI	2
BB	2
SO	4
LOB	15

WP: 0 PB: 0 SB: 0 CS: 1 PA: 40

St. Louis Cardinals @ New York Mets

Shea Stadium, Flushing, NY

Sat Aug 16 1986, 3:33 AM EDT

Att. 44,873 - Unknown

TOP

livebaseballscorecards.com

Batter	1	2	3	4	5	6	7	8	9	10	11	AB	R	H	RBI	BB	SO	LOB
Ozzie Smith, S (1, 6) OBP: 0.374, SLG: 0.336	3-1		G3		BB		F8			G1		4	0	0	0	1	0	3
Curt Ford, L (1, 7) OBP: 0.322, SLG: 0.380	F7			K	F7		F2			4-3		5	0	0	0	0	1	5
Tom Herr, S (1, 4) OBP: 0.325, SLG: 0.312	1-3			FC6-4 1B		6-3 2B		K		1-3		5	0	2	0	0	1	0
Andy Van Slyke, L (1, 8) (7, 3) OBP: 0.333, SLG: 0.410		L4		FC6-4 1-2f		F3		L6			G3	5	0	0	0	0	0	2
Terry Pendleton, S (1, 5) OBP: 0.283, SLG: 0.299		F4		F8		6-3 2-3		BB			S 3B 1B	4	1	1	0	1	0	2
John Morris, L (1, 9) OBP: 0.405, SLG: 0.424		F7			L5	4-3		4-3			1-H FC 3B	5	1	1	1	0	0	2
Clint Hurdle, L (1, 3) OBP: 0.318, SLG: 0.295			FC3-6 1B		SH5-4 BB BB		1-0 S 2B HBP		F1		FC FC1-6 3-H	1	0	1	0	1	0	0
Vince Coleman, S (7, PR) (7, 8) OBP: 0.320, SLG: 0.304												2	1	0	1	0	0	0
Michael LaValliere, L (1, 2) OBP: 0.315, SLG: 0.287			FC3-6 1-2f		SH5-4 1-2 BB		SH5-4 1-H 2B		4-3		FC1-6 1-2f	4	0	1	1	1	0	2
Tom Lawless, R (11, PR) OBP: 0.333, SLG: 0.357												0	0	0	0	0	0	0
Steve Lake, R (11, 2) OBP: 0.387, SLG: 0.433												0	0	0	0	0	0	0
Greg Mathews, R (1, 1) OBP: 0.065, SLG: 0.033			F3		SH5-4 1-2 2-3		SH5-4 2-3		4-3		4-3	2	0	0	0	0	0	1
José Oquendo, S (11, PH) OBP: 0.385, SLG: 0.369												1	0	0	0	0	0	1
Pat Perry, L (11, 1)												0	0	0	0	0	0	0
Todd Worrell, R (11, 1) OBP: 0.167, SLG: 0.500												0	0	0	0	0	0	0
Inning Stats	R: 0 H: 0 E: 0 LOB: 0 K: 0 BB: 0 S: 3 P: 3	R: 0 H: 0 E: 0 LOB: 0 K: 0 BB: 0 S: 3 P: 3	R: 0 H: 1 E: 0 LOB: 1 K: 0 BB: 0 S: 4 P: 4	R: 0 H: 1 E: 0 LOB: 1 K: 1 BB: 0 S: 6 P: 6	R: 0 H: 0 E: 0 LOB: 3 K: 0 BB: 3 S: 3 P: 15	R: 0 H: 1 E: 0 LOB: 1 K: 0 BB: 0 S: 4 P: 4	R: 1 H: 1 E: 0 LOB: 2 K: 0 BB: 0 S: 4 P: 5	R: 0 H: 0 E: 0 LOB: 1 K: 1 BB: 1 S: 5 P: 9	R: 0 H: 0 E: 0 LOB: 0 K: 0 BB: 0 S: 3 P: 3	R: 0 H: 0 E: 0 LOB: 0 K: 0 BB: 0 S: 3 P: 3	R: 2 H: 2 E: 0 LOB: 1 K: 0 BB: 0 S: 6 P: 6	1B: 3 SF: 0 2B: 2 SAC: 2 3B: 1 DP: 0 HR: 0 HBP: 1						

PITCHER	IP	WLS	BF	H	R	ER	SO	BB	IBB	HBP	BLK	WP	HR	S	P	ERA	WHIP
Dwight Gooden, R (1, 1) ERA: 3.01	8.0		33	4	1	1	2	4	0	1	0	0	0	32	49	1.12	1.000
Roger McDowell, R (9, 1) ERA: 2.48	3.0	L	12	2	2	2	0	0	0	0	0	0	0	12	12	6.00	0.667

PITCHER	IP	WLS	BF	H	R	ER	SO	BB	IBB	HBP	BLK	WP	HR	S	P	ERA	WHIP

AB	38
R	3
H	6
RBI	3
BB	4
SO	2
LOB	18

WP: 0 PA: 45
PB: 0
SB: 2
CS: 0

Batter	1	2	3	4	5	6	7	8	9	10	11	AB	R	H	RBI	BB	SO	LOB
Mookie Wilson, S (1, 8) OBP: 0.362, SLG: 0.476	E S 1B		BBBB 4-0 BB			x 0-0 WP SH1-3 1B		x 0-0 5-3 ②			BBBB 4-0 1B BB	3	0	2	0	1	0	0
Roger McDowell, R (9, 1) OBP: 0.400, SLG: 0.357												0	0	0	0	0	0	0
Wally Backman, S (11, PH) OBP: 0.381, SLG: 0.383												0	0	0	0	1	0	0
Tim Teufel, R (1, 4) OBP: 0.312, SLG: 0.345	x 0-0 E3 G6-4-3 1-3		x 0-0 5-3 ③			x 0-0 SH1-3 ① 1-2		x 0-0 5-3 ③			x 0-0 1-2 1B	4	0	1	0	0	0	2
Howard Johnson, S (11, PR) OBP: 0.348, SLG: 0.484												0	0	0	0	0	0	0
Kevin Mitchell, R (1, 7) OBP: 0.369, SLG: 0.519	x 0-0 F3 ①			SSS 0-3 K ①		SSS 0-3 K ②			x 0-0 F8 ①		x 0-0 F3 ①	5	0	0	0	0	2	5
Gary Carter, R (1, 3) OBP: 0.334, SLG: 0.426	x 0-0 G6-4-3 ②③ 1-2f			SSS 0-3 K ②		x 0-0 F8 ③ 2-3			x 0-0 HR		x 0-0 F7 ②	1	0	0	0	0	0	2
Lee Mazzilli, S (4, 3) OBP: 0.382, SLG: 0.346												4	1	1	1	0	1	3
Darryl Strawberry, L (1, 9) OBP: 0.360, SLG: 0.494		x 0-0 F2 ①		x 0-0 4-3 ③			x 0-0 F3 ①		SSS 0-3 K ②		SSS 0-3 K ③	5	0	0	0	0	2	2
Ray Knight, R (1, 5) OBP: 0.351, SLG: 0.431		x 0-0 F8 ②			x 0-0 1B		x 0-0 FC6-4 1B		x 0-0 F3 ③			4	0	2	0	0	0	0
Ed Hearn, R (1, 2) OBP: 0.338, SLG: 0.466		x 0-0 F8 ③			x 0-0 F9 ①		x 0-0 F7 ②			x 0-0 F8 ①		4	0	0	0	0	0	2
Rafael Santana, R (1, 6) OBP: 0.263, SLG: 0.228			x 0-0 F4 ①		x 0-0 L7 ②		x 0-0 FC6-4 ③ 1-2f			x 0-0 5-3 ②		4	0	0	0	0	0	2
Dwight Gooden, R (1, 1) OBP: 0.115, SLG: 0.119			x 0-0 F9 ②		x 0-0 5-3 ③			SSS 0-3 K ①		x 0-0 4-3 ③		2	0	0	0	0	0	1
Lenny Dykstra, L (8, PH) OBP: 0.387, SLG: 0.476 (9, 8)												2	0	0	0	0	1	0
Inning Stats	R: 0 H: 1 E: 1 LOB: 1 K: 0 BB: 0 S: 4 P: 4	R: 0 H: 0 E: 0 LOB: 0 K: 0 BB: 0 S: 3 P: 3	R: 0 H: 0 E: 0 LOB: 1 K: 0 BB: 1 S: 3 P: 7	R: 0 H: 0 E: 0 LOB: 0 K: 2 BB: 0 S: 7 P: 7	R: 0 H: 1 E: 0 LOB: 1 K: 0 BB: 0 S: 4 P: 4	R: 0 H: 1 E: 0 LOB: 1 K: 1 BB: 0 S: 6 P: 6	R: 0 H: 1 E: 0 LOB: 1 K: 0 BB: 0 S: 4 P: 4	R: 0 H: 0 E: 0 LOB: 0 K: 1 BB: 0 S: 5 P: 5	R: 1 H: 1 E: 0 LOB: 0 K: 1 BB: 0 S: 6 P: 6	R: 0 H: 0 E: 0 LOB: 0 K: 0 BB: 0 S: 3 P: 3	R: 0 H: 1 E: 0 LOB: 2 K: 1 BB: 1 S: 6 P: 10	1B: 5 SF: 0 2B: 0 SAC: 1 3B: 0 DP: 1 HR: 1 HBP: 0						

PITCHER		IP	WLS	BF	H	R	ER	SO	BB	IBB	HBP	BLK	WP	HR	S	P	ERA	WHIP
Greg Mathews, L ERA: 3.13	(1, 1)	10.0	W	36	5	1	1	5	1	0	0	0	1	1	45	49	0.90	0.600
Pat Perry, L ERA: 4.09	(11, 1)	0.0		2	1	0	0	0	1	0	0	0	0	0	1	5	∞	∞
Todd Worrell, R ERA: 1.58	(11, 1)	1.0	S	3	0	0	0	1	0	0	0	0	0	0	5	5	0.00	0.000

PITCHER	IP	WLS	BF	H	R	ER	SO	BB	IBB	HBP	BLK	WP	HR	S	P	ERA	WHIP

BOTTOM

St. Louis Cardinals @ New York Mets

Shea Stadium, Flushing, NY

Sat Aug 16 1986, 3:33 AM EDT
Att. 44,873 - Unknown

livebaseballscorecards.com

AB	38
R	1
H	6
RBI	1
BB	2
SO	6
LOB	19

WP: 1	PA: 41		
PB: 0			
SB: 1			
CS: 0			

Batter	1	2	3	4	5	6	7	8	9	AB	R	H	RBI	BB	SO	LOB
Vince Coleman, S (1, 8) OBP: 0.319, SLG: 0.304	4-3		G3-6-3 1B		F4		G3			4	0	1	0	0	0	3
Ozzie Smith, S (1, 6) OBP: 0.371, SLG: 0.332	F7		G3-6-3 1-2f			1-3		F8		4	0	0	0	0	0	1
Tom Herr, S (1, 4) OBP: 0.326, SLG: 0.315	2B 2B			1B BB SF8-3-5		F7		F8		3	2	1	0	1	0	0
Andy Van Slyke, L (1, 3) OBP: 0.339, SLG: 0.423	2-H 2B			SF8-3-5 S 1-3 1B		4-3		2B		4	0	3	1	0	0	0
Terry Pendleton, S (1, 5) OBP: 0.283, SLG: 0.298	F7			K 1-2			BB 4-3 1B	4-3		4	0	1	0	0	1	4
John Morris, L (1, 9) OBP: 0.390, SLG: 0.389		4-3		IBB			F9		K	3	0	0	0	1	1	1
Curt Ford, L (1, 7) OBP: 0.317, SLG: 0.375		F9		SF8-3-5 2-3 3-H			4-3 1-2		K	2	0	0	1	0	0	1
Tito Landrum, R (9, PH) (9, 7)										1	0	0	0	0	1	0
Michael LaValliere, L (1, 2) OBP: 0.314, SLG: 0.283		3-1			1-3		BB IBB		K	3	0	0	0	1	1	0
John Tudor, L (1, 1) OBP: 0.154, SLG: 0.156			F8		4-3		1-2 2-3 BB			2	0	0	0	1	0	0
Ray Soff, R (8, 1)										0	0	0	0	0	0	0
Pat Perry, L (9, 1)										0	0	0	0	0	0	0
Inning Stats	R: 1 H: 2 E: 0 LOB: 1 K: 0 BB: 0 S: 5 P: 5	R: 0 H: 0 E: 0 LOB: 0 K: 0 BB: 0 S: 3 P: 3	R: 0 H: 1 E: 0 LOB: 0 K: 0 BB: 0 S: 3 P: 3	R: 1 H: 1 E: 0 LOB: 1 K: 1 BB: 2 S: 5 P: 13	R: 0 H: 0 E: 0 LOB: 0 K: 0 BB: 0 S: 3 P: 3	R: 0 H: 0 E: 0 LOB: 0 K: 0 BB: 0 S: 3 P: 3	R: 0 H: 1 E: 0 LOB: 3 K: 0 BB: 2 S: 4 P: 12	R: 0 H: 1 E: 0 LOB: 1 K: 0 BB: 0 S: 4 P: 4	R: 0 H: 0 E: 0 LOB: 0 K: 3 BB: 0 S: 9 P: 9	1B: 3 SF: 1 2B: 4 SAC: 0 3B: 0 DP: 2 HR: 0 HBP: 0						

TOP

St. Louis Cardinals @ New York Mets

Shea Stadium, Flushing, NY

Sun Aug 17 1986, 3:33 AM EDT

Unknown

livebaseballscorecards.com

AB	30
R	2
H	6
RBI	2
BB	4
SO	4
LOB	10

WP: 0 PA: 35
PB: 0
SB: 1
CS: 0

PITCHER		IP	WLS	BF	H	R	ER	SO	BB	IBB	HBP	BLK	WP	HR	S	P	ERA	WHIP
Rick Aguilera, R ERA: 3.92	(1, 1)	1.1	L	6	2	1	1	0	0	0	0	0	0	0	6	6	6.75	1.500
Rick Anderson, R ERA: 2.43	(2, 1)	3.2		13	2	1	1	1	1	1	0	0	0	0	13	21	2.46	0.818
Doug Sisk, R ERA: 2.65	(6, 1)	2.0		9	1	0	0	0	1	1	0	0	0	0	7	15	0.00	1.000
Jesse Orosco, L ERA: 2.72	(8, 1)	2.0		7	1	0	0	3	0	0	0	0	0	0	13	13	0.00	0.500

PITCHER	IP	WLS	BF	H	R	ER	SO	BB	IBB	HBP	BLK	WP	HR	S	P	ERA	WHIP

BOTTOM

St. Louis Cardinals @ New York Mets

Shea Stadium, Flushing, NY

Sun Aug 17 1986, 3:33 AM EDT

Unknown

Batter	1	2	3	4	5	6	7	8	9	AB	R	H	RBI	BB	SO	LOB
Mookie Wilson, S (1, 8) OBP: 0.359, SLG: 0.470	0-0 CS 1B		0-3 K		0-0 F6		0-0 F7		0-0 F8	5	0	1	0	0	1	1
Lee Mazzilli, S (1, 7) OBP: 0.379, SLG: 0.342	0-3 K 1-2		0-0 1B		0-0 F3		0-0 F6			4	0	1	0	0	1	1
Danny Heep, L (8, 7) OBP: 0.387, SLG: 0.406										0	0	0	0	0	0	0
Keith Hernandez, L (1, 3) OBP: 0.396, SLG: 0.433	0-0 6-3		0-0 L6			4-0 BB 1B SF8 BB		0-0 1-3 F7 1B		3	1	1	0	1	0	1
Kevin Mitchell, R (1, 9) OBP: 0.369, SLG: 0.516		0-0 F2	0-3 K			0-0 F5 BB 1-2 1B		0-0 F7 1-2		3	0	1	0	0	1	1
Darryl Strawberry, L (8, PH) OBP: 0.359, SLG: 0.493 (9, 9)										1	0	0	0	0	0	1
Ray Knight, R (1, 5) OBP: 0.353, SLG: 0.431		0-0 F8		0-0 1B		4-0 1-2 2-3 BB		0-0 1-3 2-3		3	0	1	0	1	0	1
Tim Teufel, R (1, 4) OBP: 0.315, SLG: 0.347		4-0 BB 1B BB		0-0 WP 1B		0-0 SF8 3-H		0-0 1-3		2	0	1	1	1	0	1
Ed Hearn, R (1, 2) OBP: 0.333, SLG: 0.455		0-0 BB 1-2 1B		0-0 6-3 1-2		0-0 F5 2-3			0-0 L3	4	0	1	0	0	0	3
Rafael Santana, R (1, 6) OBP: 0.266, SLG: 0.229		4-0 1-2 2-3 BB		0-3 K		0-0 4-3			0-0 1B	3	0	1	0	1	1	3
Rick Aguilera, R (1, 1) OBP: 0.250, SLG: 0.351		0-3 K			0-0 F9		0-0 F4		0-0 F8	0	0	0	0	0	0	0
Rick Anderson, R (2, 1) OBP: 0.100, SLG: 0.100										1	0	0	0	0	1	3
Lenny Dykstra, L (5, PH) OBP: 0.396, SLG: 0.475										1	0	0	0	0	0	0
Doug Sisk, R (6, 1)										0	0	0	0	0	0	0
Wally Backman, S (7, PH) OBP: 0.380, SLG: 0.382										1	0	0	0	0	0	0
Jesse Orosco, R (8, 1)										0	0	0	0	0	0	0
Howard Johnson, S (9, PH) OBP: 0.346, SLG: 0.481										1	0	0	0	0	0	1
Inning Stats	R: 0 H: 1 E: 0 LOB: 0 K: 1 BB: 0 S: 5 P: 5	R: 0 H: 1 E: 0 LOB: 3 K: 1 BB: 2 S: 6 P: 14	R: 0 H: 1 E: 0 LOB: 1 K: 2 BB: 0 S: 8 P: 8	R: 0 H: 2 E: 0 LOB: 1 K: 1 BB: 0 S: 6 P: 6	R: 0 H: 0 E: 0 LOB: 0 K: 0 BB: 0 S: 3 P: 3	R: 1 H: 1 E: 0 LOB: 2 K: 0 BB: 2 S: 4 P: 12	R: 0 H: 0 E: 0 LOB: 0 K: 0 BB: 0 S: 3 P: 3	R: 0 H: 1 E: 0 LOB: 1 K: 0 BB: 0 S: 4 P: 4	R: 0 H: 1 E: 0 LOB: 1 K: 0 BB: 0 S: 4 P: 4							

PITCHER		IP	WLS	BF	H	R	ER	SO	BB	IBB	HBP	BLK	WP	HR	S	P	ERA	WHIP
John Tudor, L ERA: 2.99	(1, 1)	7.0	W	30	7	1	1	5	4	0	0	0	1	0	36	52	1.29	1.571
Ray Soff, R ERA: 1.38	(8, 1)	1.1		5	1	0	0	0	0	0	0	0	0	0	5	5	0.00	0.750
Pat Perry, L ERA: 4.03	(9, 1)	0.2	S	2	0	0	0	0	0	0	0	0	0	0	2	2	0.00	0.000

PITCHER	IP	WLS	BF	H	R	ER	SO	BB	IBB	HBP	BLK	WP	HR	S	P	ERA	WHIP

AB	32
R	1
H	8
RBI	1
BB	4
SO	5
LOB	17

1B: 8	SF: 1	WP: 1	PA: 37
2B: 0	SAC: 0	PB: 0	
3B: 0	DP: 0	SB: 0	
HR: 0	HBP: 0	CS: 1	

livebaseballscorecards.com

St. Louis Cardinals @ New York Mets

Shea Stadium, Flushing, NY

Sun Aug 17 1986, 3:38 AM EDT

Att. 44,843 - Unknown

TOP

livebaseballscorecards.com

Batter	1	2	3	4	5	6	7	8	9	AB	R	H	RBI	BB	SO	LOB
Vince Coleman, S (1, 8) OBP: 0.319, SLG: 0.303	B5-3			K		G4-6-3 1B 1-2		G3 1-2		4	0	1	0	0	1	1
Ray Burris, R (8, 1) OBP: 0.148, SLG: 0.259										0	0	0	0	0	0	0
Terry Pendleton, S (1, 5) OBP: 0.280, SLG: 0.296	6-3			4-3		G4-6-3 1-2f 2-3		5-3		4	0	0	0	0	0	3
Tom Herr, S (1, 4) OBP: 0.323, SLG: 0.312	5-3			F8		F7			3-1	4	0	0	0	0	0	1
Alan Knicely, R (1, 3) OBP: 0.354, SLG: 0.313		6-3			E 1B 1B		K		F6	4	1	1	0	0	1	0
Tito Landrum, R (1, 7) OBP: 0.257, SLG: 0.262		F9			F8		F8		4-3	2	0	0	0	0	0	1
Curt Ford, L (7, PH) OBP: 0.314, SLG: 0.371 (7, 7)										2	0	0	0	0	0	1
Steve Lake, R (1, 2) OBP: 0.394, SLG: 0.438		5-3			E5 1B 1-3 1B		F8			2	1	1	0	0	0	0
Ozzie Smith, S (7, PH) OBP: 0.370, SLG: 0.332										1	0	0	0	0	0	1
Michael LaValliere, L (7, 2) OBP: 0.314, SLG: 0.283										0	0	0	0	0	0	0
John Morris, L (1, 9) OBP: 0.386, SLG: 0.385			6-3		L6-3 1B 2-H 3-H		4-3			3	0	1	2	0	0	1
José Oquendo, S (1, 6) OBP: 0.375, SLG: 0.358			5-3		L6-3 1-2			4-3		3	0	0	0	0	0	1
Danny Cox, R (1, 1) OBP: 0.163, SLG: 0.171			K			G4-6-3 1B 1B		G3 1B		1	0	0	0	0	1	0
Tom Lawless, R (6, PH) OBP: 0.355, SLG: 0.379										1	0	1	0	0	0	0
Ricky Horton, L (6, 1) OBP: 0.167, SLG: 0.091										0	0	0	0	0	0	0
Andy Van Slyke, L (8, PH) OBP: 0.341, SLG: 0.425 (8, 8)										1	0	1	0	0	0	0
Inning Stats	R: 0 E: 0 K: 0 S: 3 H: 0 LOB: 0 BB: 0 P: 3	R: 0 E: 0 K: 0 S: 3 H: 0 LOB: 0 BB: 0 P: 3	R: 0 E: 0 K: 1 S: 5 H: 0 LOB: 0 BB: 0 P: 5	R: 0 E: 0 K: 1 S: 5 H: 0 LOB: 0 BB: 0 P: 5	R: 2 E: 1 K: 0 S: 5 H: 3 LOB: 0 BB: 0 P: 5	R: 0 E: 0 K: 0 S: 4 H: 2 LOB: 1 BB: 0 P: 4	R: 0 E: 0 K: 1 S: 6 H: 0 LOB: 1 BB: 0 P: 6	R: 0 E: 0 K: 0 S: 4 H: 1 LOB: 1 BB: 0 P: 4	R: 0 E: 0 K: 0 S: 3 H: 0 LOB: 0 BB: 0 P: 3	1B: 6 2B: 1 3B: 0 HR: 0 SF: 0 SAC: 0 DP: 2 HBP: 0							

	AB	32
	R	2
	H	6
	RBI	2
	BB	0
	SO	3
	LOB	10

WP: 1 PB: 0 SB: 0 CS: 0 PA: 32

PITCHER		IP	WLS	BF	H	R	ER	SO	BB	IBB	HBP	BLK	WP	HR	S	P	ERA	WHIP
Randy Niemann, L ERA: 3.68	(1, 1)	6.0	W	21	5	2	1	2	0	0	0	0	0	0	25	25	1.50	0.833
Roger McDowell, R ERA: 2.41	(7, 1)	3.0	S	11	1	0	0	1	0	0	0	0	1	0	13	13	0.00	0.333

PITCHER	IP	WLS	BF	H	R	ER	SO	BB	IBB	HBP	BLK	WP	HR	S	P	ERA	WHIP

Batter	1	2	3	4	5	6	7	8	9	AB	R	H	RBI	BB	SO	LOB
Lenny Dykstra, L (1, 8) OBP: 0.384, SLG: 0.480	SSS 0-3 ① K		SSS 0-3 ② K		x 0-0 ① F9	x 0-0 ② F3		x 0-0 1-H 2-H HR		5	1	1	3	0	2	3
Wally Backman, S (1, 4) OBP: 0.383, SLG: 0.389	SSS 0-3 ② K		x 0-0 1-3 2-H 2B		x 0-0 E 1-2 2B 1B	x 0-0 ③ 5-3		x 0-0 G3-6-1 1B		5	1	3	1	0	1	0
Keith Hernandez, L (1, 3) OBP: 0.394, SLG: 0.430	x 0-0 ③ 5-3		x 0-0 ③ 4-3		x 0-0 ② L9		x 0-0 7-4 BB 1B	x 0-0 ②③ G3-6-1 1-2f		5	0	1	0	0	0	5
Darryl Strawberry, L (1, 9) OBP: 0.358, SLG: 0.488		x 0-0 ① 4-3		BBBB 4-0 HR BB	x 0-0 E8 2B 1-3 2-H		x 0-0 ① F8			3	1	0	0	1	0	2
Danny Heep, L (1, 7) Mookie Wilson, S (7, PH) (8, 7) OBP: 0.392, SLG: 0.438 OBP: 0.361, SLG: 0.470		x 0-0 ② F8		x 0-0 1-H HR	x 0-0 1-3 3-H 2B		BBBB 4-0 1-2 BB			3 0	1 0	2 0	3 0	0 1	0 0	0 0
Howard Johnson, S (1, 5) Ray Knight, R (7, PH) (8, 5) OBP: 0.346, SLG: 0.475 OBP: 0.352, SLG: 0.429		x 0-0 ③ F7		x 0-0 ① 4-3 4-0 IBB			x 0-0 ②③ 7-4 2-3f			2 1	0 0	0 0	0 0	1 0	0 0	0 2
John Gibbons, R (1, 2) OBP: 0.500, SLG: 0.667		BBBB 4-0 1B 2B BB	SSS 0-3 ② K	SSS 0-3 ③ K				x 0-0 HR 2B		3	2	1	0	1	2	3
Rafael Santana, R (1, 6) OBP: 0.269, SLG: 0.230		x 0-0 2B 1-2 1B	x 0-0 ③ F6			x 0-0 ① 6-3		BBBB 4-0 HR BB		3	1	1	0	1	0	0
Randy Niemann, L (1, 1) Tim Teufel, R (6, PH) OBP: 0.429, SLG: 0.333 OBP: 0.318, SLG: 0.365 Roger McDowell, R (7, 1) OBP: 0.375, SLG: 0.333			SSS 0-3 ① K		x 0-0 E 1B 1B	x 0-0 HR		SSS 0-3 ① K		2 1 1	1 1 0	1 1 0	0 1 0	0 0 1	1 0 2	2 0 0
Inning Stats	R: 0 E: 0 K: 2 S: 7 H: 0 LOB: 0 BB: 0 P: 7	R: 0 E: 0 K: 0 S: 3 H: 0 LOB: 0 BB: 0 P: 3	R: 1 E: 0 K: 2 S: 9 H: 2 LOB: 2 BB: 1 P: 13	R: 2 E: 0 K: 1 S: 6 H: 1 LOB: 0 BB: 1 P: 10	R: 2 E: 1 K: 1 S: 9 H: 3 LOB: 3 BB: 1 P: 13	R: 1 E: 0 K: 0 S: 4 H: 1 LOB: 0 BB: 0 P: 4	R: 0 E: 0 K: 0 S: 3 H: 1 LOB: 1 BB: 1 P: 7	R: 3 E: 0 K: 1 S: 7 H: 3 LOB: 0 BB: 1 P: 11		1B: 5 2B: 4 3B: 0 HR: 3	SF: 0 SAC: 0 DP: 2 HBP: 0					

PITCHER		IP	WLS	BF	H	R	ER	SO	BB	IBB	HBP	BLK	WP	HR	S	P	ERA	WHIP
Danny Cox, R ERA: 3.42	(1, 1)	5.0	L	25	6	5	3	6	2	1	0	0	0	1	34	46	5.40	1.600
Ricky Horton, L ERA: 2.43	(6, 1)	2.0		8	2	1	1	0	1	0	0	0	0	1	7	11	4.50	1.500
Ray Burris, R ERA: 5.71	(8, 1)	1.0		6	3	3	3	1	1	0	0	0	0	1	7	11	27.00	4.000

PITCHER	IP	WLS	BF	H	R	ER	SO	BB	IBB	HBP	BLK	WP	HR	S	P	ERA	WHIP

BOTTOM

St. Louis Cardinals @ New York Mets

Shea Stadium, Flushing, NY

Sun Aug 17 1986, 3:38 AM EDT

Att. 44,843 - Unknown

livebaseballscorecards.com

AB	34
R	9
H	11
RBI	8
BB	5
SO	7
LOB	19

PA:	39	WP:	0	PB:	0	SB:	0	CS:	0									

Batter	1	2	3	4	5	6	7	8	9	AB	R	H	RBI	BB	SO	LOB
Lenny Dykstra, L (1, 8) OBP: 0.381, SLG: 0.474	6-3	BB			B1-3	F9			F9	4	0	0	0	1	0	2
Wally Backman, S (1, 4) OBP: 0.383, SLG: 0.393	5-3 1B	K2-3			1B 2B	K			1-3	5	2	2	0	0	2	4
Keith Hernandez, L (1, 3) OBP: 0.394, SLG: 0.437	5-3 1-2		HR		HR 1B 2-H		G3		K	5	2	2	2	0	1	1
Darryl Strawberry, L (1, 9) OBP: 0.360, SLG: 0.497	1B 1B 2-H		4-3		HR 1-H		4-3			4	1	2	3	0	0	0
Danny Heep, L (1, 7) OBP: 0.389, SLG: 0.433	1B 1-3		F7		F8		3-1			4	0	1	0	0	0	0
Jesse Orosco, R (7, 1)										0	0	0	0	0	0	0
Kevin Mitchell, R (9, 7) OBP: 0.369, SLG: 0.516										0	0	0	0	0	0	0
Howard Johnson, S (1, 5) OBP: 0.339, SLG: 0.464	K	K			F9			3-1		4	0	0	0	0	2	2
Ed Hearn, R (1, 2) OBP: 0.341, SLG: 0.457		6-3	6-3			SH1-4 1B		FC6-4 1B		4	0	2	0	0	0	0
Rafael Santana, R (1, 6) OBP: 0.267, SLG: 0.228		E6 SH2-4	K			SH1-4 1-2		FC6-4 1-2f		3	0	0	0	0	1	1
Bob Ojeda, L (1, 1) OBP: 0.109, SLG: 0.109										1	0	0	0	0	0	0
Lee Mazzilli, S (6, PH) OBP: 0.383, SLG: 0.342										0	0	0	0	1	0	0
Doug Sisk, R (6, 1)										0	0	0	0	0	0	0
Mookie Wilson, S (7, 7) OBP: 0.360, SLG: 0.468										1	0	0	0	0	1	1
Roger McDowell, R (9, 1) OBP: 0.375, SLG: 0.333		SH2-4 1-2		4-3		BB		K		0	0	0	0	0	0	0
Inning Stats	R: 1 E: 0 K: 1 S: 8 H: 3 LOB: 2 BB: 0 P: 8	R: 0 E: 1 K: 1 S: 6 H: 0 LOB: 2 BB: 1 P: 10	R: 1 E: 0 K: 1 S: 6 H: 1 LOB: 0 BB: 0 P: 6	R: 0 E: 0 K: 1 S: 5 H: 0 LOB: 0 BB: 0 P: 5	R: 3 E: 0 K: 0 S: 6 H: 3 LOB: 0 BB: 0 P: 6	R: 0 E: 0 K: 1 S: 6 H: 1 LOB: 2 BB: 1 P: 10	R: 0 E: 0 K: 0 S: 3 H: 0 LOB: 0 BB: 0 P: 3	R: 0 E: 0 K: 1 S: 6 H: 1 LOB: 1 BB: 0 P: 6	R: 0 E: 0 K: 1 S: 5 H: 0 LOB: 0 BB: 0 P: 5	1B: 6 2B: 1 3B: 0 HR: 2 SF: 0 SAC: 2 DP: 0 HBP: 0						

PITCHER	IP	WLS	BF	H	R	ER	SO	BB	IBB	HBP	BLK	WP	HR	S	P	ERA	WHIP
Orel Hershiser, R (1, 1) ERA: 3.83	5.0	L	24	7	5	5	4	1	0	0	0	0	2	31	35	9.00	1.600
Alejandro Pena, R (6, 1) ERA: 4.96	0.1		3	1	0	0	0	1	0	0	0	0	0	2	6	0.00	6.000
Ed Vande Berg, L (6, 1) ERA: 3.15	0.2		2	0	0	0	1	0	0	0	0	0	0	4	4	0.00	0.000
Tom Niedenfuer, R (7, 1) ERA: 3.07	1.1		5	1	0	0	0	0	0	0	0	0	0	5	5	0.00	0.750
Ken Howell, R (8, 1) ERA: 3.05	1.2		5	0	0	0	2	0	0	0	0	0	0	9	9	0.00	0.000

PITCHER	IP	WLS	BF	H	R	ER	SO	BB	IBB	HBP	BLK	WP	HR	S	P	ERA	WHIP

TOP

New York Mets @ Los Angeles Dodgers

Dodger Stadium, Los Angeles, CA

Mon Aug 18 1986, 7:05 PM PDT

Att. 46,099 - Unknown

livebaseballscorecards.com

AB	35
R	5
H	9
RBI	5
BB	2
SO	7
LOB	11

WP	0
PB	0
SB	0
CS	0
PA	39

New York Mets @ Los Angeles Dodgers

Dodger Stadium, Los Angeles, CA

Mon Aug 18 1986, 7:05 PM PDT

Att. 46,099 - Unknown

livebaseballscorecards.com

BOTTOM

Batter	1	2	3	4	5	6	7	8	9	AB	R	H	RBI	BB	SO	LOB
Steve Sax, R (1, 4) OBP: 0.383, SLG: 0.427	B B B B 4-0 G3 BB		x 0-0 ② F9		x 0-0 2B 1-3 2-H 1B 1B	x 0-0 1-2 1B		x 0-0 ③ F8		4	1	2	1	1	0	0
Mariano Duncan, R (1, 6) OBP: 0.295, SLG: 0.324	S S S 0-3 ① K		x 0-0 BB 1B		x 0-0 1-3 1B 3-H 2B	x 0-0 ③ F9			x 0-0 G6-4-3 1B	5	1	3	1	0	1	3
Bill Russell, R (1, 7) OBP: 0.280, SLG: 0.275	x 0-0 ② G3 1-2		B B B 4-0 1-2 BB		x 0-0 4-3 2-H 3-H 1B		x 0-0 ① 5-3		x 0-0 ① ② G6-4-3 1-2f	4	0	1	2	1	0	2
Bill Madlock, R (1, 5) OBP: 0.327, SLG: 0.387	x 0-0 ③ F7		x 0-0 ③ 5-3		x 0-0 ① F7		H 1-0 CS HBP		S S S 0-3 ③ K	4	0	0	0	0	1	4
Enos Cabell, R (1, 3) OBP: 0.309, SLG: 0.353 Mike Marshall, R (7, PR) OBP: 0.302, SLG: 0.438 (8, 9)		x 0-0 PC1-5-6-5-3 2B		x 0-0 ① G3	x 0-0 ② 4-3 2-3		x 0-0 ② BB 1-2 1B			4 0	0 0	2 0	0 0	0 0	0 0	1 0
Mike Scioscia, L (1, 2) OBP: 0.400, SLG: 0.369		x 0-0 ① ② FC1-5-6-5-3 2-3		x 0-0 ② 4-3	x 0-0 ③ 6-3		B B B 4-0 1-2 BB			3	0	0	0	1	0	2
Reggie Williams, R (1, 9) OBP: 0.328, SLG: 0.371 Greg Brock, L (7, PH) OBP: 0.316, SLG: 0.428 Alex Trevino, R (7, PH) OBP: 0.357, SLG: 0.396 (8, 3) Ken Howell, R (8, 1)	B B B 4-0 BB		x 0-0 ③ B2-3			x 0-0 CS 1B	S S S 0-3 ③ K			2 0 1 0	0 0 0 0	1 0 0 0	0 0 0 0	1 0 0 0	0 0 1 0	0 0 2 0
Jose Gonzalez, R (1, 8) OBP: 0.217, SLG: 0.238	S S S 0-3 ③ K				x 0-0 1B 1B 1B	x 0-0 ① ② 6-3 1-2		x 0-0 ① F8		4	1	1	0	0	1	2
Orel Hershiser, R (1, 1) OBP: 0.250, SLG: 0.255 Jeff Hamilton, R (5, PH) OBP: 0.226, SLG: 0.346 Alejandro Pena, R (6, 1) OBP: 0.182, SLG: 0.182 Ed Vande Berg, R (6, 1) Len Matuszek, L (6, PH) OBP: 0.329, SLG: 0.488 Tom Niedenfuer, R (7, 1) OBP: 0.500, SLG: 0.500 Franklin Stubbs, L (8, 3) OBP: 0.308, SLG: 0.461			x 0-0 ① 4-3		x 0-0 1B 2B 1-2 1B	B B B 4-0 1B BB		x 0-0 ② F2		1 1 0 0 0 0 1	0 1 0 0 0 0 0	0 1 0 0 0 0 0	0 0 0 0 0 0 0	0 0 0 0 1 0 0	0 0 0 0 0 0 0	0 0 0 0 0 0 0
Inning Stats	R: 0 E: 0 K: 1 S: 5 H: 0 LOB: 1 BB: 1 P: 9	R: 0 E: 0 K: 1 S: 5 H: 1 LOB: 1 BB: 1 P: 9	R: 0 E: 0 K: 0 S: 4 H: 1 LOB: 2 BB: 1 P: 8	R: 0 E: 0 K: 0 S: 3 H: 0 LOB: 0 BB: 0 P: 3	R: 4 E: 0 K: 0 S: 8 H: 5 LOB: 1 BB: 0 P: 8	R: 0 E: 0 K: 0 S: 4 H: 2 LOB: 2 BB: 1 P: 8	R: 0 E: 0 K: 1 S: 5 H: 1 LOB: 2 BB: 1 P: 10	R: 0 E: 0 K: 0 S: 3 H: 0 LOB: 0 BB: 0 P: 3	R: 0 E: 0 K: 1 S: 5 H: 1 LOB: 0 BB: 0 P: 5	1B: 9 2B: 3 3B: 0 HR: 0	SF: 0 SAC: 0 DP: 2 HBP: 1			WP: 0 PB: 0 SB: 0 CS: 2		PA: 40	

PITCHER		IP	WLS	BF	H	R	ER	SO	BB	IBB	HBP	BLK	WP	HR	S	P	ERA	WHIP
Bob Ojeda, L ERA: 2.89	(1, 1)	5.0	W	24	7	4	4	2	3	0	0	0	0	0	25	37	7.20	2.000
Doug Sisk, R ERA: 2.56	(6, 1)	1.2		9	3	0	0	0	2	0	1	0	0	0	6	15	0.00	3.000
Jesse Orosco, L ERA: 2.65	(7, 1)	1.1		5	1	0	0	1	0	0	0	0	0	0	7	7	0.00	0.750
Roger McDowell, R ERA: 2.38	(9, 1)	1.0	S	2	0	0	0	1	0	0	0	0	0	0	4	4	0.00	0.000

PITCHER	IP	WLS	BF	H	R	ER	SO	BB	IBB	HBP	BLK	WP	HR	S	P	ERA	WHIP

New York Mets @ Los Angeles Dodgers

Dodger Stadium, Los Angeles, CA

Tue Aug 19 1986, 7:05 PM PDT

Att. 46,977 - Unknown

TOP

livebaseballscorecards.com

Batter	1	2	3	4	5	6	7	8	9	AB	R	H	RBI	BB	SO	LOB
Lenny Dykstra, L (1, 8) OBP: 0.381, SLG: 0.471	1-3	FC3-2 1B; 1-2 2-3 3-Hf		G3; 1-2		2-H 1B			BB 1B	4	1	1	1	1	0	4
Mookie Wilson, S (1, 7) OBP: 0.361, SLG: 0.467	K	1-3 2-H 3-H 1B		2-3 1B		5-3			K	5	0	2	2	0	2	1
Keith Hernandez, L (1, 3) OBP: 0.392, SLG: 0.436	HR 2B	K		5-3			F7		F7	5	1	1	0	0	1	5
Kevin Mitchell, R (1, 5) OBP: 0.369, SLG: 0.524	2-H HR		5-3		K		F4		1B; 1-2 BB	4	1	1	2	1	1	0
Darryl Strawberry, L (1, 9) OBP: 0.365, SLG: 0.503	F5		CS 1B		2B		FC4-6 BB		1-3 2-H 1B	4	0	3	1	1	0	0
Tim Teufel, R (1, 4) OBP: 0.313, SLG: 0.358		K	E5; 1-2		5-3		FC4-6; 1-2f		L5	4	0	0	0	0	1	3
Wally Backman, S (8, 4) OBP: 0.382, SLG: 0.391										1	0	0	0	0	0	2
Ed Hearn, R (1, 2) OBP: 0.337, SLG: 0.440		1B 1B FC3-2 BB	K		K			6-3		3	0	0	0	1	2	2
Rafael Santana, R (1, 6) OBP: 0.270, SLG: 0.232		FC3-2 1B; 1-2 1B		1B G3 1B		4-3		F8		4	1	2	0	0	0	0
Ron Darling, R (1, 1) OBP: 0.136, SLG: 0.141		FC3-2; 1-2 2-3 1B		B1		1B 2B		6-3		3	2	2	0	0	0	1
Ray Knight, R (8, PH) OBP: 0.351, SLG: 0.428										1	0	0	0	0	0	0
Randy Niemann, L (8, 1) OBP: 0.429, SLG: 0.333										0	0	0	0	0	0	0
Roger McDowell, R (8, 1) OBP: 0.375, SLG: 0.333										0	0	0	0	0	0	0

	AB	38
	R	6
	H	12
	RBI	6
	BB	4
	SO	7
	LOB	18

Inning Stats	1	2	3	4	5	6	7	8	9
	R: 2 E: 0 K: 1 S: 7	H: 2 LOB: 0 BB: 0 P: 7	R: 2 E: 0 K: 2 S: 10	H: 3 LOB: 2 BB: 1 P: 14	R: 0 E: 1 K: 1 S: 6	H: 1 LOB: 1 BB: 0 P: 6	R: 0 E: 0 K: 0 S: 5	H: 2 LOB: 2 BB: 0 P: 5	R: 0 E: 0 K: 2 S: 8	H: 1 LOB: 1 BB: 0 P: 8	R: 1 E: 0 K: 0 S: 4	H: 2 LOB: 0 BB: 0 P: 4	R: 0 E: 0 K: 0 S: 3	H: 0 LOB: 1 BB: 1 P: 7	R: 0 E: 0 K: 0 S: 3	H: 0 LOB: 0 BB: 0 P: 3	R: 1 E: 0 K: 1 S: 6	H: 1 LOB: 2 BB: 2 P: 14

	1B: 8	SF: 0	WP: 0	PA: 42
	2B: 3	SAC: 0	PB: 0	
	3B: 0	DP: 0	SB: 0	
	HR: 1	HBP: 0	CS: 1	

PITCHER		IP	WLS	BF	H	R	ER	SO	BB	IBB	HBP	BLK	WP	HR	S	P	ERA	WHIP
Fernando Valenzuela, L ERA: 3.13	(1, 1)	6.0	L	29	11	5	5	6	1	0	0	0	0	1	40	44	7.50	2.000
Ed Vande Berg, L ERA: 3.04	(7, 1)	2.0		7	0	0	0	0	1	0	0	0	0	0	6	10	0.00	0.500
Ken Howell, R ERA: 3.13	(9, 1)	1.0		6	1	1	1	1	2	0	0	0	0	0	6	14	9.00	3.000

PITCHER	IP	WLS	BF	H	R	ER	SO	BB	IBB	HBP	BLK	WP	HR	S	P	ERA	WHIP

Batter	1	2	3	4	5	6	7	8	9	AB	R	H	RBI	BB	SO	LOB
Steve Sax, R (1, 4) OBP: 0.383, SLG: 0.427	5-3 1B	1-2 2-H 1B		K			FC1-6 BB 1-2f		4-3	5	0	2	1	0	1	1
Franklin Stubbs, L (1, 9) (7, 8) (9, 9) OBP: 0.303, SLG: 0.454	F8	K		F5			K		F9	5	0	0	0	0	2	4
Bill Madlock, R (1, 5) OBP: 0.328, SLG: 0.385	5-3 1-3	F3			G1-6-3 1B		BB 1-2		5-3	4	0	1	0	1	0	3
Greg Brock, L (1, 3) OBP: 0.318, SLG: 0.427	BB		1B SF8 1B		G1-6-3 1-2f		F9			3	1	1	0	1	0	3
Len Matuszek, L (1, 7) OBP: 0.329, SLG: 0.484 Enos Cabell, R (8, PH) (9, 7) OBP: 0.307, SLG: 0.351	4-3		E 5-3 1-3 1B		F5			6-3		3 1	1 0	1 0	0 0	0 0	0 0	2 0
Mike Scioscia, L (1, 2) OBP: 0.398, SLG: 0.367 Jose Gonzalez, R (8, PR) (9, 8) OBP: 0.217, SLG: 0.238		G3	SF8 1-3 3-H			6-3		BB 1B		2 0	0 0	0 0	1 0	1 0	0 0	0 0
Jeff Hamilton, R (1, 6) OBP: 0.247, SLG: 0.354		BB 1B	5-3 3-H			K		FC5-4 1-2 1B		4	1	2	1	0	1	1
Reggie Williams, R (1, 8) OBP: 0.328, SLG: 0.368 Ed Vande Berg, R (7, 1) Alex Trevino, R (8, PH) OBP: 0.355, SLG: 0.394 (9, 2)		1B 1-2 1B BB	4-3			F3		F9		2 0 1	1 0 0	0 0 0	0 0 0	1 0 0	0 0 0	0 0 2
Fernando Valenzuela, L (1, 1) OBP: 0.212, SLG: 0.238 Bill Russell, R (7, 9) OBP: 0.283, SLG: 0.278 Ken Howell, R (9, 1)		1-2 2-H 1B		F7			FC1-6 1B		FC5-4 1-2f	2 2 0	0 0 0	1 1 0	1 0 0	0 0 0	0 0 0	0 2 0
Inning Stats	R: 0 E: 0 K: 0 S: 4 H: 1 LOB: 2 BB: 1 P: 8	R: 2 E: 0 K: 1 S: 8 H: 3 LOB: 2 BB: 1 P: 12	R: 2 E: 1 K: 0 S: 5 H: 2 LOB: 0 BB: 0 P: 5	R: 0 E: 0 K: 1 S: 5 H: 0 LOB: 0 BB: 0 P: 5	R: 0 E: 0 K: 0 S: 3 H: 1 LOB: 0 BB: 0 P: 3	R: 0 E: 0 K: 1 S: 5 H: 0 LOB: 0 BB: 0 P: 5	R: 0 E: 0 K: 1 S: 6 H: 1 LOB: 2 BB: 1 P: 10	R: 0 E: 0 K: 0 S: 4 H: 1 LOB: 2 BB: 1 P: 8	R: 0 E: 0 K: 0 S: 3 H: 0 LOB: 0 BB: 0 P: 3	1B: 9 2B: 0 3B: 0 HR: 0	SF: 1 SAC: 0 DP: 1 HBP: 0						

PITCHER		IP	WLS	BF	H	R	ER	SO	BB	IBB	HBP	BLK	WP	HR	S	P	ERA	WHIP
Ron Darling, R ERA: 2.84	(1, 1)	7.0	W	31	8	4	3	4	3	0	0	0	0	0	36	48	3.86	1.571
Randy Niemann, L ERA: 3.64	(8, 1)	0.1		2	0	0	0	0	1	0	0	0	0	0	1	5	0.00	3.000
Roger McDowell, R ERA: 2.34	(8, 1)	1.2	S	6	1	0	0	0	0	0	0	0	0	0	6	6	0.00	0.600

PITCHER	IP	WLS	BF	H	R	ER	SO	BB	IBB	HBP	BLK	WP	HR	S	P	ERA	WHIP

BOTTOM

New York Mets @ Los Angeles Dodgers

Dodger Stadium, Los Angeles, CA

Tue Aug 19 1986, 7:05 PM PDT

Att. 46,977 - Unknown

livebaseballscorecards.com

AB	34
R	4
H	9
RBI	4
BB	4
SO	4
LOB	18

PA: 39

WP: 0 PB: 0 SB: 0 CS: 0

New York Mets @ Los Angeles Dodgers

Dodger Stadium, Los Angeles, CA

Wed Aug 20 1986, 7:05 PM PDT

Att. 36,738 - Unknown

livebaseballscorecards.com

TOP

Batter	1	2	3	4	5	6	7	8	9	AB	R	H	RBI	BB	SO	LOB
Mookie Wilson, S (1, 8) (9, 7) OBP: 0.361, SLG: 0.464	6-3	F8		1B 1B 1-2		K		IBB		4	1	1	0	1	1	2
Tim Teufel, R (1, 4) OBP: 0.319, SLG: 0.364	G4-6-3 1B	FC5-4 1B 1B		1B FC5-2 1-2 2-3		F9		F8		5	1	3	0	0	0	2
Jesse Orosco, R (8, 1)										0	0	0	0	0	0	0
Keith Hernandez, L (1, 3) OBP: 0.396, SLG: 0.438	G4-6-3 1-2f	FC5-4 1-2 1B		FC5-2 1-3 2-H 3-H			BB		E 1B BB	3	1	2	2	2	0	1
Kevin Mitchell, R (1, 7) OBP: 0.363, SLG: 0.514	F8	FC5-4 1B 1-2f 2-3 1B		FC5-2 1-2 3-H			F2		F9	5	1	0	0	0	0	6
Lenny Dykstra, L (9, 8) OBP: 0.381, SLG: 0.471										0	0	0	0	0	0	0
Darryl Strawberry, L (1, 9) OBP: 0.363, SLG: 0.499	4-3	K		K			K		CS 1-H 1B	5	0	1	1	0	3	5
Ray Knight, R (1, 5) OBP: 0.353, SLG: 0.429	BLK 1B 1B	1B 1-2 3-H 1B			F8		6-3		F9 1-2	4	1	2	1	0	0	1
Rick Anderson, R (7, 1) OBP: 0.100, SLG: 0.100										0	0	0	0	0	0	0
Wally Backman, S (8, 4) OBP: 0.381, SLG: 0.390										1	0	0	0	0	0	1
Ed Hearn, R (1, 2) OBP: 0.354, SLG: 0.455	BLK 1-2 1B 1B	1-3 2-H 1B			5-3			6-3 1B		4	1	3	1	0	0	0
Rafael Santana, R (1, 6) OBP: 0.270, SLG: 0.229	E 1B 1-2 2-3 IBB			4-3	F8			6-3 1-2		3	0	0	0	1	0	1
Sid Fernandez, L (1, 1) OBP: 0.214, SLG: 0.222	E8 1-3 2-H 3-H 1B			E3 1B 1B 1B		K		K		3	1	1	2	0	1	0
Howard Johnson, S (7, 5) OBP: 0.337, SLG: 0.461										1	0	0	0	0	1	1

Inning Stats	1	2	3	4	5	6	7	8	9
	R: 0 H: 1 E: 0 LOB: 0 K: 0 BB: 0 S: 3 P: 3	R: 2 H: 3 E: 1 LOB: 2 K: 0 BB: 1 S: 6 P: 10	R: 2 H: 4 E: 0 LOB: 2 K: 1 BB: 0 S: 8 P: 8	R: 2 H: 3 E: 1 LOB: 2 K: 1 BB: 0 S: 9 P: 9	R: 0 H: 0 E: 0 LOB: 0 K: 0 BB: 0 S: 3 P: 3	R: 0 H: 0 E: 0 LOB: 0 K: 2 BB: 0 S: 7 P: 7	R: 0 H: 0 E: 0 LOB: 1 K: 1 BB: 1 S: 5 P: 9	R: 0 H: 1 E: 0 LOB: 2 K: 1 BB: 1 S: 6 P: 10	R: 1 H: 1 E: 1 LOB: 0 K: 0 BB: 1 S: 3 P: 7

| | | | | | | | | | |

Batter	1	2	3	4	5	6	7	8	9	AB	R	H	RBI	BB	SO	LOB
Steve Sax, R (1, 4) OBP: 0.384, SLG: 0.429	5-3		K		FC4-6, HR, 1-3, 2-H, 2B		SH1-3, 1B		F9	5	1	2	1	0	1	0
Bill Russell, R (1, 6) OBP: 0.282, SLG: 0.273	L5		F6		BBBB, FC4-6, BB		SH1-3, 1-2		F7	3	0	0	0	1	0	0
Bill Madlock, R (1, 5) OBP: 0.329, SLG: 0.383	FC5-4, 1B		K		FC4-6, HR, 1-2f, 2-3, 3-H		F4		BBBB, BB	4	1	1	1	1	1	3
Mike Marshall, R (1, 9) OBP: 0.301, SLG: 0.443	FC5-4, 1-2f			K	HR, 1-H, 3-H		K		F9	5	1	1	3	0	2	3
Enos Cabell, R (1, 3) OBP: 0.303, SLG: 0.346 Alejandro Pena, R (6, 1) OBP: 0.182, SLG: 0.182 Len Matuszek, L (8, PH) OBP: 0.333, SLG: 0.488 (9, 7)		F8		F7	F8			FC3-6, 1B		3 0 1	0 0 0	0 0 1	0 0 0	0 0 0	0 0 0	0 0 0
Alex Trevino, R (1, 2) OBP: 0.353, SLG: 0.387 Ed Vande Berg, R (9, 1)		BBBB, BB		K		F9		FC3-6, G3, 1-2f		3 0	0 0	0 0	0 0	1 0	1 0	1 0
Reggie Williams, R (1, 7) OBP: 0.328, SLG: 0.367 Mike Scioscia, L (8, PH) OBP: 0.397, SLG: 0.365 (9, 2)		K			1B, 2B, 1B	5-3		G3, 1-2		3 1	1 0	1 0	0 0	0 0	1 0	1 1
Jose Gonzalez, R (1, 8) OBP: 0.296, SLG: 0.261		BBBB, 1-2, BB			F4	S, 1B		BB		2	0	1	0	2	0	1
Dennis Powell, R (1, 1) OBP: 0.273, SLG: 0.545 Joe Beckwith, L (4, 1) Jeff Hamilton, R (5, PH) OBP: 0.256, SLG: 0.361 Greg Brock, L (6, 3) OBP: 0.316, SLG: 0.423		K			2B, 1-2, FC4-6, 1B	K, 1-2		F7		1 0 1 2	0 0 1 0	0 0 1 0	0 0 0 0	0 0 0 0	1 0 0 1	2 0 0 3
Inning Stats	R: 0, E: 0, K: 0, S: 4 H: 1, LOB: 1, BB: 0, P: 4	R: 0, E: 0, K: 2, S: 7 H: 0, LOB: 2, BB: 2, P: 15	R: 0, E: 0, K: 2, S: 7 H: 0, LOB: 0, BB: 0, P: 7	R: 0, E: 0, K: 2, S: 7 H: 0, LOB: 0, BB: 0, P: 7	R: 5, E: 0, K: 0, S: 7 H: 4, LOB: 0, BB: 1, P: 11	R: 0, E: 0, K: 1, S: 6 H: 1, LOB: 1, BB: 0, P: 6	R: 0, E: 0, K: 1, S: 6 H: 1, LOB: 1, BB: 0, P: 6	R: 0, E: 0, K: 0, S: 4 H: 1, LOB: 2, BB: 1, P: 8	R: 0, E: 0, K: 0, S: 3 H: 0, LOB: 1, BB: 1, P: 7	1B: 6 2B: 1 3B: 0 HR: 1	SF: 0 SAC: 1 DP: 0 HBP: 0				WP: 0 PB: 0 SB: 1 CS: 0	PA: 40	

PITCHER	IP	WLS	BF	H	R	ER	SO	BB	IBB	HBP	BLK	WP	HR	S	P	ERA	WHIP
Sid Fernandez, L (1, 1) ERA: 3.43	6.0	W	27	6	5	5	7	3	0	0	0	0	1	38	50	7.50	1.500
Rick Anderson, R (7, 1) ERA: 2.35	1.1		6	2	0	0	1	0	0	0	0	0	0	8	8	0.00	1.500
Jesse Orosco, L (8, 1) ERA: 2.58	1.2	S	7	0	0	0	0	2	0	0	0	0	0	5	13	0.00	1.200

PITCHER	IP	WLS	BF	H	R	ER	SO	BB	IBB	HBP	BLK	WP	HR	S	P	ERA	WHIP

BOTTOM

New York Mets @ Los Angeles Dodgers

Dodger Stadium, Los Angeles, CA

Wed Aug 20 1986, 7:05 PM PDT

Att. 36,738 - Unknown

livebaseballscorecards.com

AB	34
R	5
H	8
RBI	5
BB	5
SO	8
LOB	15

Batter	1	2	3	4	5	6	7	8	9	AB	R	H	RBI	BB	SO	LOB
Mookie Wilson, S (1, 8) OBP: 0.362, SLG: 0.460	BBBB 4-0 CS BB		x 0-0 ① F8	x 0-0 ③ 2-H 3-H 1B		x 0-0 ② 1-3		x 0-0 ② F8		4	0	1	2	1	0	1
Tim Teufel, R (1, 4) OBP: 0.325, SLG: 0.371 Roger McDowell, R (9, 1) OBP: 0.375, SLG: 0.333	x 0-0 ① BB 1B 1-2 1B		BBBB 4-0 BB		x 0-0 ① F4	x 0-0 E6 BB 2-H		x 0-0 2B		4 0	0 0	2 0	0 0	1 0	0 0	0 0
Keith Hernandez, L (1, 3) OBP: 0.400, SLG: 0.438	x 0-0 BB 1-2 1B		x 0-0 ② F4		BBBB 4-0 1B 1B BB	IIII 4-0 BB IBB		IIII 4-0 IBB		2	1	1	0	3	0	1
Kevin Mitchell, R (1, 7) OBP: 0.360, SLG: 0.506	SSS 0-3 ② K		SSS 0-3 ③ K		x 0-0 ② F9	BBBB 4-0 1-2 2-3 BB		SSS 0-3 ③ K		4	0	0	0	1	3	6
Darryl Strawberry, L (1, 9) OBP: 0.366, SLG: 0.507	BBBB 4-0 FC4 1-2 2-3 BB			x 0-0 HR	x 0-0 ① 1B 1-3 1B	x 0-0 ③ 3-1			SSS 0-3 ① K	4	1	2	1	1	1	3
Ray Knight, R (1, 5) OBP: 0.355, SLG: 0.430	x 0-0 ③ FC4 1-2f			x 0-0 SH1-4 1B 1B	x 0-0 1B 1-3 3-H 1B		BBBB 4-0 G5-4-3 BB		x 0-0 ② F9	4	1	2	1	1	0	3
Ed Hearn, R (1, 2) OBP: 0.337, SLG: 0.430		x 0-0 ① 5-3		x 0-0 ① F9	x 0-0 ③ 6-3		x 0-0 ① F2		x 0-0 ③ F8	5	0	0	0	0	0	4
Rafael Santana, R (1, 6) OBP: 0.272, SLG: 0.230		x 0-0 ② F7		x 0-0 SH1-4 1-2 1B 1B		H 1-0 SH3 E HBP	x 0-0 ② ③ G5-4-3 1-2f			3	2	1	0	0	0	1
Dwight Gooden, R (1, 1) OBP: 0.111, SLG: 0.115 Wally Backman, S (9, 4) OBP: 0.381, SLG: 0.390		x 0-0 ③ F3		x 0-0 ② SH1-4 1-2 2-3		x 0-0 ① SH3 1-2		x 0-0 ① F3		2 0	0 0	0 0	0 0	0 0	0 0	0 0
Inning Stats	R: 0 H: 2 E: 0 LOB: 3 K: 1 BB: 2 S: 6 P: 14	R: 0 H: 0 E: 0 LOB: 0 K: 0 BB: 0 S: 3 P: 3	R: 0 H: 0 E: 0 LOB: 1 K: 1 BB: 1 S: 5 P: 9	R: 3 H: 4 E: 0 LOB: 1 K: 0 BB: 0 S: 6 P: 6	R: 1 H: 2 E: 0 LOB: 2 K: 0 BB: 1 S: 5 P: 9	R: 1 H: 0 E: 1 LOB: 3 K: 0 BB: 2 S: 4 P: 13	R: 0 H: 0 E: 0 LOB: 0 K: 0 BB: 1 S: 2 P: 6	R: 0 H: 1 E: 0 LOB: 2 K: 1 BB: 1 S: 6 P: 10	R: 0 H: 0 E: 0 LOB: 0 K: 1 BB: 0 S: 5 P: 5	1B: 7 SF: 0 2B: 1 SAC: 2 3B: 0 DP: 1 HR: 1 HBP: 1						

PITCHER		IP	WLS	BF	H	R	ER	SO	BB	IBB	HBP	BLK	WP	HR	S	P	ERA	WHIP
Vida Blue, L ERA: 3.2	(1, 1)	4.2	L	24	8	4	4	2	4	0	0	0	0	1	24	40	7.71	2.571
Greg Minton, R ERA: 3.84	(5, 1)	1.1		8	0	1	0	0	1	1	1	0	0	0	5	14	0.00	0.750
Juan Berenguer, R ERA: 2.74	(7, 1)	3.0		11	1	0	0	2	1	1	0	0	0	0	13	21	0.00	0.667

PITCHER	IP	WLS	BF	H	R	ER	SO	BB	IBB	HBP	BLK	WP	HR	S	P	ERA	WHIP

TOP

New York Mets @ San Francisco Giants

Candlestick Park, San Francisco, CA

Fri Aug 22 1986, 10:05 PM EDT

Att. 30,679 - Unknown

livebaseballscorecards.com

AB	32
R	5
H	9
RBI	4
BB	8
SO	4
LOB	19

BOTTOM

New York Mets @ San Francisco Giants

Candlestick Park, San Francisco, CA

Fri Aug 22 1986, 10:05 PM EDT

Att. 30,679 - Unknown

livebaseballscorecards.com

Batter	1	2	3	4	5	6	7	8	9	AB	R	H	RBI	BB	SO	LOB
Dan Gladden, R (1, 8) OBP: 0.371, SLG: 0.374	S 1B 1B	F3		F8		K			K	5	0	1	0	0	2	3
Robby Thompson, R (1, 4) OBP: 0.318, SLG: 0.357	1B 1-2 BB		SH 1B FC6-5 1B	BLK BB			F8		F8	3	1	1	0	2	0	1
Chili Davis, S (1, 9) OBP: 0.361, SLG: 0.410	1-3 2-H 1B		FC6-5 SH 1-2 1B	K 1-2			3-1		1B 1-2 1B	5	0	3	0	0	1	1
Will Clark, L (1, 3) OBP: 0.346, SLG: 0.475	K		SH BB FC6-5 1-2 2-3		F6		2B		1-3 2-H 1B	4	0	2	1	0	1	2
Chris Brown, R (1, 5) OBP: 0.388, SLG: 0.436	F8		FC6-5 BB 1-2 2-3f 3-H		F9		6-3		F8	5	0	0	1	0	0	7
Candy Maldonado, R (1, 7) OBP: 0.297, SLG: 0.479		F6	BB 1-2 2-3		6-3			K		3	0	0	0	1	1	0
Bob Brenly, R (1, 2) OBP: 0.360, SLG: 0.384		FC3-5 BB 1B	F9			6-3 WP 2B		K		4	1	2	0	0	1	3
Jose Uribe, S (1, 6) OBP: 0.299, SLG: 0.285		FC3-5 1-2 BB	1-3			6-3 2-3		F2		3	0	0	0	1	0	4
Vida Blue, S (1, 1) OBP: 0.176, SLG: 0.167 Greg Minton, S (5, 1) Mike Aldrete, L (6, PH) OBP: 0.331, SLG: 0.382 Juan Berenguer, R (7, 1) OBP: 0.167, SLG: 0.167 Harry Spilman, L (9, PH) OBP: 0.320, SLG: 0.457		FC3-5 1-2 2-3f		K		4-3 3-H			1B 1B 1B	2 0 1 0 1	0 0 0 0 1	0 0 0 0 1	0 0 0 0 0	0 0 0 0 0	1 0 0 0 0	2 0 0 0 0
Inning Stats	R: 0 E: 0 K: 1 S: 6 H: 2 LOB: 2 BB: 1 P: 10	R: 0 E: 0 K: 0 S: 4 H: 1 LOB: 2 BB: 1 P: 8	R: 1 E: 0 K: 0 S: 6 H: 2 LOB: 3 BB: 1 P: 10	R: 0 E: 0 K: 2 S: 7 H: 0 LOB: 1 BB: 1 P: 11	R: 0 E: 0 K: 0 S: 3 H: 0 LOB: 0 BB: 0 P: 3	R: 1 E: 0 K: 1 S: 6 H: 1 LOB: 0 BB: 0 P: 6	R: 0 E: 0 K: 0 S: 4 H: 1 LOB: 1 BB: 0 P: 4	R: 0 E: 0 K: 2 S: 7 H: 0 LOB: 0 BB: 0 P: 7	R: 1 E: 0 K: 1 S: 8 H: 3 LOB: 2 BB: 0 P: 8	1B: 8 2B: 2 3B: 0 HR: 0	SF: 0 SAC: 1 DP: 0 HBP: 0						

PITCHER	IP	WLS	BF	H	R	ER	SO	BB	IBB	HBP	BLK	WP	HR	S	P	ERA	WHIP
Dwight Gooden, R (1, 1) ERA: 3.02	8.2	W	40	10	3	3	7	4	0	0	1	1	0	50	66	3.12	1.615
Roger McDowell, R (9, 1) ERA: 2.34	0.1	S	1	0	0	0	0	0	0	0	0	0	0	1	1	0.00	0.000

PITCHER	IP	WLS	BF	H	R	ER	SO	BB	IBB	HBP	BLK	WP	HR	S	P	ERA	WHIP

AB	36
R	3
H	10
RBI	2
BB	4
SO	7
LOB	23

WP: 1 PB: 0 SB: 1 CS: 0 PA: 41

New York Mets @ San Francisco Giants

Candlestick Park, San Francisco, CA

Sat Aug 23 1986, 6:33 AM EDT

Att. 31,033 - Unknown

TOP

livebaseballscorecards.com

Batter	1	2	3	4	5	6	7	8	9	AB	R	H	RBI	BB	SO	LOB
Lenny Dykstra, L (1, 8) OBP: 0.380, SLG: 0.467	K		F8		WP 1B 1B BB		F8			3	1	0	0	1	1	0
Wally Backman, S (1, 4) OBP: 0.386, SLG: 0.393	1B BB		1B		WP 1B 1-2 2-3 1B			6-3		3	1	2	0	1	0	0
Keith Hernandez, L (1, 3) OBP: 0.401, SLG: 0.439	FC4 1-3 1B		G3		1-H 2-H 3-H 1B			F8		4	0	2	2	0	0	1
Darryl Strawberry, L (1, 9) OBP: 0.365, SLG: 0.504	K			G3	K			CS 1B		4	0	1	0	0	2	3
Mookie Wilson, S (1, 7) OBP: 0.357, SLG: 0.454	FC4 1-2f			3-1		4-3		CS 1-2	F6	4	0	0	0	0	0	2
Ray Knight, R (1, 5) OBP: 0.354, SLG: 0.428		K		L7		6-3			G6-4-3 1B	4	0	1	0	0	1	0
John Gibbons, R (1, 2) OBP: 0.375, SLG: 0.429		6-3			FC6-4 1B	K			G6-4-3 1-2f	4	0	1	0	0	1	1
Rafael Santana, R (1, 6) OBP: 0.270, SLG: 0.228		F3			FC6-4 1B SH2-4 1-2f WP		F8			3	1	0	0	0	0	1
Bob Ojeda, L (1, 1) OBP: 0.105, SLG: 0.105 Roger McDowell, R (9, 1) OBP: 0.375, SLG: 0.333			K		SH2-4 1-2		K			2 0	0 0	0 0	0 0	0 0	2 0	0 0
Inning Stats	R: 0 E: 0 K: 2 S: 8 H: 1 LOB: 2 BB: 1 P: 12	R: 0 E: 0 K: 1 S: 5 H: 0 LOB: 0 BB: 0 P: 5	R: 0 E: 0 K: 1 S: 6 H: 1 LOB: 1 BB: 0 P: 6	R: 0 E: 0 K: 0 S: 3 H: 0 LOB: 0 BB: 0 P: 3	R: 3 E: 0 K: 1 S: 8 H: 3 LOB: 1 BB: 1 P: 12	R: 0 E: 0 K: 1 S: 5 H: 0 LOB: 0 BB: 0 P: 5	R: 0 E: 0 K: 1 S: 5 H: 0 LOB: 0 BB: 0 P: 5	R: 0 E: 0 K: 0 S: 3 H: 1 LOB: 0 BB: 0 P: 3	R: 0 E: 0 K: 0 S: 3 H: 1 LOB: 0 BB: 0 P: 3	1B: 7 2B: 0 3B: 0 HR: 0 SF: 0 SAC: 1 DP: 1 HBP: 0						

	AB	31
	R	3
	H	7
	RBI	2
	BB	2
	SO	7
	LOB	8

WP: 1 PB: 0 SB: 0 CS: 1 PA: 35

PITCHER		IP	WLS	BF	H	R	ER	SO	BB	IBB	HBP	BLK	WP	HR	S	P	ERA	WHIP
Kelly Downs, R ERA: 4.28	(1, 1)	4.2	L	21	5	3	3	4	2	0	0	0	1	0	27	35	5.79	1.500
Mark Davis, L ERA: 2.81	(5, 1)	0.1		1	0	0	0	1	0	0	0	0	0	0	3	3	0.00	0.000
Frank Williams, R ERA: 1.27	(6, 1)	3.0		9	1	0	0	2	0	0	0	0	0	0	13	13	0.00	0.333
Greg Minton, R ERA: 3.77	(9, 1)	1.0		3	1	0	0	0	0	0	0	0	0	0	3	3	0.00	1.000

PITCHER	IP	WLS	BF	H	R	ER	SO	BB	IBB	HBP	BLK	WP	HR	S	P	ERA	WHIP

Batter	1	2	3	4	5	6	7	8	9	AB	R	H	RBI	BB	SO	LOB
Dan Gladden, R (1, 8) OBP: 0.376, SLG: 0.379	S 1B		K			E4 SH1-3 1B		1B 1-3 1B		4	0	3	0	0	1	0
Robby Thompson, R (1, 4) OBP: 0.319, SLG: 0.357	F4			6-3		SH1-3 2-3		1-3 3-H 1B		3	0	1	1	0	0	1
Chili Davis, S (1, 9) OBP: 0.358, SLG: 0.406	K 1-2		K	K		K		F4		4	0	0	0	0	3	4
Will Clark, L (1, 3) OBP: 0.345, SLG: 0.470	4-3			1B E BB		3-1		F7		3	1	0	0	1	0	4
Chris Brown, R (1, 5) OBP: 0.387, SLG: 0.434		4-3		1-2 E7 1B			F9		6-3	4	0	1	0	0	0	0
Candy Maldonado, R (1, 7) OBP: 0.293, SLG: 0.472		F8		E7 1-H 2-H			G3		G3	4	0	0	0	0	0	1
Bob Brenly, R (1, 2) OBP: 0.358, SLG: 0.380 Harry Spilman, L (9, PH) OBP: 0.317, SLG: 0.453		K	1-3				K		4-3	3 1	0 0	0 0	0 0	0 0	2 0	0 0
Jose Uribe, S (1, 6) OBP: 0.302, SLG: 0.284			K	G6-4-3 BB				1B 1B BB		1	1	0	0	2	1	0
Kelly Downs, R (1, 1) OBP: 0.200, SLG: 0.200 Mark Davis, L (5, 1) OBP: 0.143, SLG: 0.286 Joel Youngblood, R (5, PH) OBP: 0.302, SLG: 0.383 Frank Williams, R (6, 1) OBP: 0.500, SLG: 0.500 Randy Kutcher, R (8, PH) OBP: 0.268, SLG: 0.430 Greg Minton, S (9, 1)			K	G6-4-3 1-2f				K		1 0 1 0 1 0	0 0 0 0 0 0	0 0 0 0 0 0	0 0 0 0 0 0	0 0 0 0 1 0	1 0 0 0 0 0	0 0 1 0 1 0
Inning Stats	R: 0 H: 1 E: 0 LOB: 1 K: 1 BB: 0 S: 6 P: 6	R: 0 H: 0 E: 0 LOB: 0 K: 1 BB: 0 S: 5 P: 5	R: 0 H: 0 E: 0 LOB: 0 K: 3 BB: 0 S: 9 P: 9	R: 1 H: 1 E: 1 LOB: 1 K: 1 BB: 1 S: 6 P: 10	R: 0 H: 0 E: 0 LOB: 0 K: 0 BB: 1 S: 2 P: 6	R: 0 H: 1 E: 1 LOB: 1 K: 1 BB: 0 S: 6 P: 6	R: 0 H: 0 E: 0 LOB: 0 K: 1 BB: 0 S: 5 P: 5	R: 1 H: 2 E: 0 LOB: 2 K: 1 BB: 1 S: 7 P: 11	R: 0 H: 0 E: 0 LOB: 0 K: 0 BB: 0 S: 3 P: 3	1B: 5 SF: 0 2B: 0 SAC: 1 3B: 0 DP: 1 HR: 0 HBP: 0						

PITCHER		IP	WLS	BF	H	R	ER	SO	BB	IBB	HBP	BLK	WP	HR	S	P	ERA	WHIP
Bob Ojeda, L ERA: 2.81	(1, 1)	8.0	W	31	5	2	1	9	3	0	0	0	0	0	46	58	1.12	1.000
Roger McDowell, R ERA: 2.31	(9, 1)	1.0	S	3	0	0	0	0	0	0	0	0	0	0	3	3	0.00	0.000

PITCHER	IP	WLS	BF	H	R	ER	SO	BB	IBB	HBP	BLK	WP	HR	S	P	ERA	WHIP

BOTTOM

New York Mets @ San Francisco Giants

Candlestick Park, San Francisco, CA

Sat Aug 23 1986, 6:33 AM EDT

Att. 31,033 - Unknown

livebaseballscorecards.com

AB	30
R	2
H	5
RBI	1
BB	3
SO	9
LOB	12

WP: 0	PA: 34		
PB: 0			
SB: 1			
CS: 0			

Batter	1	2	3	4	5	6	7	8	9	AB	R	H	RBI	BB	SO	LOB
Lenny Dykstra, L (1, 8) OBP: 0.376, SLG: 0.462	F8		K			F8		F8		4	0	0	0	0	1	1
Wally Backman, S (1, 4) OBP: 0.381, SLG: 0.388	B1-3			G3		4-3			3-1	4	0	0	0	0	0	0
Keith Hernandez, L (1, 3) OBP: 0.402, SLG: 0.440	BB			1B 2B		G3			4-3	3	1	1	0	1	0	0
Danny Heep, L (1, 9) OBP: 0.385, SLG: 0.429	1-3			F9 2-H 1B			G3		4-3	4	0	1	1	0	0	1
Lee Mazzilli, S (1, 7) OBP: 0.382, SLG: 0.342		L4		F9 1-2			G1-6-3 1B			3	0	1	0	0	0	1
Ray Knight, R (1, 5) OBP: 0.352, SLG: 0.424		5-3		F8			G1-6-3 1-2f			3	0	0	0	0	0	2
Ed Hearn, R (1, 2) OBP: 0.327, SLG: 0.417		1-3			K			K		3	0	0	0	0	2	0
Rafael Santana, R (1, 6) OBP: 0.271, SLG: 0.229			L1		1-3			1B		3	0	1	0	0	0	0
Rick Aguilera, R (1, 1) OBP: 0.238, SLG: 0.333			K		F9			K		2	0	0	0	0	1	0
Doug Sisk, R (7, 1)										0	0	0	0	0	0	0
Howard Johnson, S (7, 5) OBP: 0.335, SLG: 0.458										1	0	0	0	0	1	1
Inning Stats	R: 0 E: 0 K: 0 S: 3 H: 0 LOB: 1 BB: 1 P: 7	R: 0 E: 0 K: 0 S: 3 H: 0 LOB: 0 BB: 0 P: 3	R: 0 E: 0 K: 2 S: 7 H: 0 LOB: 0 BB: 0 P: 7	R: 1 E: 0 K: 0 S: 5 H: 2 LOB: 1 BB: 0 P: 5	R: 0 E: 0 K: 1 S: 5 H: 0 LOB: 0 BB: 0 P: 5	R: 0 E: 0 K: 0 S: 3 H: 0 LOB: 0 BB: 0 P: 3	R: 0 E: 0 K: 0 S: 3 H: 1 LOB: 0 BB: 0 P: 3	R: 0 E: 0 K: 2 S: 8 H: 1 LOB: 1 BB: 0 P: 8	R: 0 E: 0 K: 0 S: 3 H: 0 LOB: 0 BB: 0 P: 3	1B: 3 2B: 1 3B: 0 HR: 0	SF: 0 SAC: 0 DP: 1 HBP: 0						

PITCHER	IP	WLS	BF	H	R	ER	SO	BB	IBB	HBP	BLK	WP	HR	S	P	ERA	WHIP
Mike Krukow, R (1, 1) ERA: 3.12	9.0	W	31	4	1	1	5	1	0	0	0	0	0	40	44	1.00	0.556

PITCHER	IP	WLS	BF	H	R	ER	SO	BB	IBB	HBP	BLK	WP	HR	S	P	ERA	WHIP

TOP

New York Mets @ San Francisco Giants

Candlestick Park, San Francisco, CA

Sun Aug 24 1986, 6:33 AM EDT

Att. 31,606 - Unknown

livebaseballscorecards.com

AB	30
R	1
H	4
RBI	1
BB	1
SO	5
LOB	6

BOTTOM

New York Mets @ San Francisco Giants

Candlestick Park, San Francisco, CA

Sun Aug 24 1986, 6:33 AM EDT

Att. 31,606 - Unknown

livebaseballscorecards.com

Batter	1	2	3	4	5	6	7	8	9	AB	R	H	RBI	BB	SO	LOB
Dan Gladden, R (1, 8) OBP: 0.380, SLG: 0.381	BBBB 4-0 1B S HR BB		x 0-0 ① 4-3		SSS 0-3 ② K		x 0-0 1B 2B 1B	x 0-0 1B WP 1B		4	3	2	0	1	1	0
Robby Thompson, R (1, 4) OBP: 0.324, SLG: 0.362	x 0-0 1-3 HR 1B		x 0-0 ② L1		x 0-0 S 1B 1B		x 0-0 2B 1-3 1B 1B	x 0-0 E 1-3 PB 1B		5	4	4	0	0	0	0
Candy Maldonado, R (1, 9) OBP: 0.300, SLG: 0.492 Joel Youngblood, R (8, 9) OBP: 0.301, SLG: 0.381	x 0-0 1-H 3-H HR		SSS 0-3 ③ K		x 0-0 1B 1-H 1B		x 0-0 1-3 3-H 1B 2B	SSS 0-3 ② K 1-H 3-H		4 1	1 0	3 0	5 0	0 0	1 1	0 0
Will Clark, L (1, 3) OBP: 0.349, SLG: 0.469	x 0-0 ① F8			x 0-0 ① F7	x 0-0 1-2 1B		4-0 1B FC5-4 IBB	BBBB 4-0 BB		3	1	1	0	2	0	0
Chris Brown, R (1, 5) OBP: 0.386, SLG: 0.433 Luis Quinones, S (8, PH) OBP: 0.257, SLG: 0.343 (9, 5)	x 0-0 ② 1-3			x 0-0 ② 6-3	x 0-0 ③ F9		x 0-0 ① 1-3 2-H 3-H E 1B	x 0-0 ③ F9		4 1	1 0	1 0	1 0	0 0	0 0	2 1
Mike Aldrete, L (1, 7) OBP: 0.335, SLG: 0.381 Randy Kutcher, R (7, PR) OBP: 0.268, SLG: 0.430 (8, 7)	x 0-0 ③ F8			x 0-0 1B 1B	x 0-0 ① 3-1		4-0 FC5-4 IBB			3 0	0 0	1 0	0 0	1 0	0 0	0 0
Bob Brenly, R (1, 2) OBP: 0.359, SLG: 0.382		SSS 0-3 ① K		x 0-0 1-2 1B	x 0-0 4-3 1B		x 0-0 ② FC5-4 1-2f 2-H 3-H			4	0	2	1	0	1	1
Jose Uribe, S (1, 6) OBP: 0.299, SLG: 0.281		x 0-0 ② 1-3		x 0-0 ③ 4-3	x 0-0 ② 4-3 1-2		x 0-0 ③ 3-1			4	0	0	0	0	0	5
Mike Krukow, R (1, 1) OBP: 0.188, SLG: 0.177		SSS 0-3 ③ K			x 0-0 ① F8	x 0-0 ③ 1-3		x 0-0 ① 4-3		4	0	0	0	0	1	1
Inning Stats	R: 3 H: 2 E: 0 LOB: 0 K: 0 BB: 1 S: 5 P: 9	R: 0 H: 0 E: 0 LOB: 0 K: 2 BB: 0 S: 7 P: 7	R: 0 H: 0 E: 0 LOB: 0 K: 1 BB: 0 S: 5 P: 5	R: 0 H: 2 E: 0 LOB: 2 K: 0 BB: 0 S: 5 P: 5	R: 1 H: 3 E: 0 LOB: 2 K: 1 BB: 0 S: 8 P: 8	R: 0 H: 1 E: 0 LOB: 1 K: 0 BB: 0 S: 4 P: 4	R: 4 H: 4 E: 1 LOB: 2 K: 0 BB: 2 S: 6 P: 14	R: 2 H: 2 E: 0 LOB: 1 K: 1 BB: 1 S: 7 P: 11		1B: 12 SF: 0 2B: 1 SAC: 0 3B: 0 DP: 0 HR: 1 HBP: 0						

	AB	37
	R	10
	H	14
	RBI	7
	BB	4
	SO	5
	LOB	10

WP: 1 PB: 1 SB: 2 CS: 0 PA: 41

PITCHER		IP	WLS	BF	H	R	ER	SO	BB	IBB	HBP	BLK	WP	HR	S	P	ERA	WHIP
Rick Aguilera, R ERA: 4.21	(1, 1)	6.0	L	29	10	6	6	4	1	0	0	0	0	1	36	40	9.00	1.833
Doug Sisk, R ERA: 2.8	(7, 1)	2.0		12	4	4	2	1	1	2	0	0	1	0	11	23	9.00	2.500

PITCHER	IP	WLS	BF	H	R	ER	SO	BB	IBB	HBP	BLK	WP	HR	S	P	ERA	WHIP

New York Mets @ San Diego Padres

Jack Murphy Stadium, San Diego, CA

Mon Aug 25 1986, 10:05 PM EDT

Att. 18,605 - Unknown

TOP

livebaseballscorecards.com

Batter	1	2	3	4	5	6	7	8	9	AB	R	H	RBI	BB	SO	LOB
Lenny Dykstra, L (1, 8) OBP: 0.374, SLG: 0.459	SSS 0-3 ① K		SSS 0-3 ② K		x 0-0 2-H 2B		x 0-0 ② 2-3 1B	x 0-0 ③ F8		2	0	0	0	0	2	2
Kevin Mitchell, R (5, PH) OBP: 0.363, SLG: 0.511 (5, 7)										3	0	2	1	0	0	1
Wally Backman, S (1, 4) OBP: 0.379, SLG: 0.385	x 0-0 ② 6-3		x 0-0 ③ FC6-4 1-2f		SSS 0-3 ③ K		BBBB 4-0 BB BB		x 0-0 E6 FC4-6	2	0	0	0	0	0	2
Tim Teufel, R (5, PH) OBP: 0.325, SLG: 0.368 (5, 4)										2	0	0	0	1	1	1
Keith Hernandez, L (1, 3) OBP: 0.402, SLG: 0.438	x 0-0 ③ F6			x 0-0 ① 4-3		BBBB 4-0 G3 4-3 1B BB	BBBB 4-0 1-2 BB		x 0-0 ① FC4-6 1-2f 3B	3	2	0	0	2	0	1
Darryl Strawberry, L (1, 9) OBP: 0.363, SLG: 0.499		x 0-0 ① F7		BBBB 4-0 BB		x 0-0 ① 4-3 1-2	x 0-0 ③ 3-1		SSS 0-3 ② K	4	0	0	0	1	1	5
Mookie Wilson, S (1, 7) OBP: 0.355, SLG: 0.456 (5, 8)		x 0-0 ② F5		x 0-0 ② F7		x 0-0 ② G3 2-3		x 0-0 ① 6-3	x 0-0 1-H 3B	5	0	1	1	0	0	2
Howard Johnson, S (1, 5) OBP: 0.337, SLG: 0.462		x 0-0 ③ F8		x 0-0 ③ F3		x 0-0 3-H 1B		x 0-0 1B 2B	SSS 0-3 ③ K	5	1	2	1	0	1	2
Ed Hearn, R (1, 2) OBP: 0.324, SLG: 0.404			x 0-0 ① F8		BBB 4-0 SH1-4 2B BB	x 0-0 ③ 6-3		x 0-0 ② F9		3	1	0	0	1	0	2
Rafael Santana, R (1, 6) OBP: 0.276, SLG: 0.237			x 0-0 2B		x 0-0 ① F7		x 0-0 1B SH5-4 1B	4-0 1B E IBB		3	1	2	0	1	0	1
Ron Darling, R (1, 1) OBP: 0.149, SLG: 0.141			BBBB 4-0 FC6-4 BB		x 0-0 ② SH1-4 1-2		x 0-0 ① SH5-4 1-2	x 0-0 E7 1-H 2-H 1B		0	0	0	0	1	0	0
Jesse Orosco, R (7, 1)										0	0	0	0	0	0	0
Ray Knight, R (8, PH) OBP: 0.353, SLG: 0.426										1	0	1	1	0	0	0
Randy Niemann, L (8, 1) OBP: 0.429, SLG: 0.333										0	0	0	0	0	0	0
Roger McDowell, R (8, 1) OBP: 0.375, SLG: 0.333										0	0	0	0	0	0	0

	AB	33
	R	5
	H	8
	RBI	4
	BB	7
	SO	5
	LOB	19

Inning Stats	1	2	3	4	5	6	7	8	9
	R: 0 E: 0 K: 1 S: 5	H: 0 LOB: 0 BB: 0 P: 5	R: 0 E: 0 K: 0 S: 3	H: 0 LOB: 0 BB: 0 P: 3	R: 0 E: 0 K: 1 S: 6	H: 1 LOB: 2 BB: 1 P: 10	R: 0 E: 0 K: 0 S: 3	H: 0 LOB: 1 BB: 1 P: 7	R: 1 E: 0 K: 1 S: 6	H: 1 LOB: 1 BB: 1 P: 10	R: 1 E: 0 K: 0 S: 4	H: 1 LOB: 1 BB: 1 P: 8	R: 0 E: 0 K: 0 S: 4	H: 2 LOB: 3 BB: 2 P: 12	R: 2 E: 1 K: 0 S: 5	H: 2 LOB: 1 BB: 1 P: 9	R: 1 E: 1 K: 2 S: 9	H: 1 LOB: 1 BB: 0 P: 9

	1B: 4	SF: 0	WP: 0	PA: 42
	2B: 3	SAC: 2	PB: 0	
	3B: 1	DP: 0	SB: 0	
	HR: 0	HBP: 0	CS: 0	

PITCHER		IP	WLS	BF	H	R	ER	SO	BB	IBB	HBP	BLK	WP	HR	S	P	ERA	WHIP
Eric Show, R ERA: 2.97	(1, 1)	2.1		7	0	0	0	1	0	0	0	0	0	0	9	9	0.00	0.000
Dave LaPoint, L ERA: 5.46	(3, 1)	4.2		24	5	2	2	2	6	0	0	0	0	0	22	46	3.86	2.357
Craig Lefferts, L ERA: 2.28	(8, 1)	2.0	L	11	3	3	1	2	0	1	0	0	0	0	14	18	4.50	1.500

PITCHER	IP	WLS	BF	H	R	ER	SO	BB	IBB	HBP	BLK	WP	HR	S	P	ERA	WHIP

New York Mets @ San Diego Padres

Jack Murphy Stadium, San Diego, CA

Mon Aug 25 1986, 10:05 PM EDT

Att. 18,605 - Unknown

BOTTOM

livebaseballscorecards.com

Batter	1	2	3	4	5	6	7	8	9	AB	R	H	RBI	BB	SO	LOB
Tim Flannery, L (1, 4) OBP: 0.395, SLG: 0.367	E 1B 1B		1B 1B		F8			FC6-4 1B		4	1	3	0	0	0	0
Tony Gwynn, L (1, 9) OBP: 0.388, SLG: 0.485	E4 G5-3 1B 1-3		1-2 1B			7-3 1B		FC6-4 ① FC6-4 1-2f		4	0	2	0	0	0	2
Kevin McReynolds, R (1, 7) OBP: 0.358, SLG: 0.482	G5-3 1-2 3-H 1B		F4 ② F4			F4 ① F4		FC6-4 ② FC6-4 1-2f		4	0	1	1	0	0	4
Steve Garvey, R (1, 3) OBP: 0.290, SLG: 0.421	G5-3 ① ② 1-2 2-3f		B2-3 ③ B2-3			7-3 ② ③ 7-3 1-2f		S S S K ③ K		4	0	0	0	0	1	6
Terry Kennedy, L (1, 2) OBP: 0.319, SLG: 0.388	S S S K ③ K			4-3 ① 4-3			S S S K ① K		5-3 ① 5-3	4	0	0	0	0	2	1
Graig Nettles, L (1, 5) OBP: 0.291, SLG: 0.391		B B B B 4-0 G4-6-3 BB		6-3 ② 6-3			B B B B 4-0 2B BB		3-1 BB 1B	2	1	1	0	2	0	0
Marvell Wynne, L (1, 8) OBP: 0.287, SLG: 0.413		G4-6-3 ① ② 1-2f		6-3 ③ 6-3			1-H 2B		B B B B 4-0 3-1 1-2 BB	3	0	1	1	1	0	1
Garry Templeton, S (1, 6) OBP: 0.274, SLG: 0.279		F7 ③ F7		F8 ① F8			2B		3-1 ② 3-1 1-2 2-3	4	0	1	0	0	0	2
Eric Show, R (1, 1) OBP: 0.182, SLG: 0.209			1-3 ① 1-3	F8 ② F8			1-3 ③ 1-3		5-3 ③ 5-3	0	0	0	0	0	0	0
Dave LaPoint, L (3, 1)										2	0	0	0	0	0	0
John Kruk, L (7, PH) OBP: 0.419, SLG: 0.457										1	0	0	0	0	0	1
Craig Lefferts, L (8, 1) OBP: 0.167, SLG: 0.667										0	0	0	0	0	0	0
Dane Iorg, L (9, PH) OBP: 0.244, SLG: 0.321										1	0	0	0	0	0	2
Inning Stats	R: 1 E: 1 K: 1 S: 7 H: 2 LOB: 1 BB: 0 P: 7	R: 0 E: 0 K: 0 S: 2 H: 0 LOB: 0 BB: 1 P: 6	R: 0 E: 0 K: 0 S: 5 H: 2 LOB: 2 BB: 0 P: 5	R: 0 E: 0 K: 0 S: 3 H: 0 LOB: 0 BB: 0 P: 3	R: 0 E: 0 K: 0 S: 3 H: 0 LOB: 0 BB: 0 P: 3	R: 0 E: 0 K: 0 S: 3 H: 1 LOB: 0 BB: 0 P: 3	R: 1 E: 0 K: 1 S: 6 H: 2 LOB: 1 BB: 1 P: 10	R: 0 E: 0 K: 1 S: 6 H: 1 LOB: 1 BB: 0 P: 6	R: 0 E: 0 K: 0 S: 4 H: 1 LOB: 2 BB: 1 P: 8	1B: 7 2B: 3 3B: 0 HR: 0 SF: 0 SAC: 0 DP: 3 HBP: 0							

	AB	33
	R	2
	H	9
	RBI	2
	BB	3
	SO	3
	LOB	19

WP: 0 PB: 0 SB: 0 CS: 0 PA: 36

PITCHER		IP	WLS	BF	H	R	ER	SO	BB	IBB	HBP	BLK	WP	HR	S	P	ERA	WHIP
Ron Darling, R ERA: 2.84	(1, 1)	6.2		26	7	2	2	2	2	0	0	0	0	0	28	36	2.70	1.350
Jesse Orosco, L ERA: 2.56	(7, 1)	0.1	W	1	0	0	0	0	0	0	0	0	0	0	1	1	0.00	0.000
Randy Niemann, L ERA: 3.6	(8, 1)	0.1		2	1	0	0	0	0	0	0	0	0	0	2	2	0.00	3.000
Roger McDowell, R ERA: 2.28	(8, 1)	1.2	S	7	1	0	0	1	1	0	0	0	0	0	8	12	0.00	1.200

PITCHER	IP	WLS	BF	H	R	ER	SO	BB	IBB	HBP	BLK	WP	HR	S	P	ERA	WHIP

New York Mets @ San Diego Padres

Jack Murphy Stadium, San Diego, CA

Tue Aug 26 1986, 10:05 PM EDT

Att. 15,992 - Unknown

TOP

livebaseballscorecards.com

Batter	1	2	3	4	5	6	7	8	9	AB	R	H	RBI	BB	SO	LOB
Mookie Wilson, S (1, 8) OBP: 0.359, SLG: 0.457 Lenny Dykstra, L (7, 8) OBP: 0.373, SLG: 0.458	F8	1B CS 1B		BB FC4 HBP 1B 2-3	FC4-6 FC6-4 1-2f		BBB 1B 2B BB		L6 1-2	4 1	2 0	2 0	0 0	1 0	0 0	1 1
Tim Teufel, R (1, 4) OBP: 0.333, SLG: 0.390	HR	1-3 1B		FC4 HBP BB 1B 1-2 3-H	FC6-4 1-2f		2B 1B 1-3		2-H 1B	6	2	4	3	0	0	2
Keith Hernandez, L (1, 3) OBP: 0.403, SLG: 0.440 Lee Mazzilli, S (7, PR) OBP: 0.379, SLG: 0.339 (7, 3)	SSS K	SSS K 3-H		BBB HBP 1B BB 1-2 2-3		F9 1B 1B 1-2	1B 2B 1-3 3-H		F5	4 1	2 0	2 0	1 0	1 0	2 0	2 1
Kevin Mitchell, R (1, 7) OBP: 0.362, SLG: 0.507	1B 1B		5-3	F7		1B SF9 1-2	SSS K		SSS K	6	1	2	0	0	2	6
Darryl Strawberry, L (1, 9) OBP: 0.363, SLG: 0.496	FC5-4 1-2		F5	1B HBP 1-2 2-3 3-H		F9 2-3	SSS K			4	0	1	1	0	1	4
Ray Knight, R (1, 5) OBP: 0.359, SLG: 0.431 Jesse Orosco, R (8, 1)	FC5-4 1-2f		1B	1-H 2-H 3-H		1-3 3-H		G6-4-3 1-2f		5 0	0 0	4 0	3 0	0 0	0 0	2 0
Ed Hearn, R (1, 2) OBP: 0.327, SLG: 0.408		HR	1-2	F9		SF9 3-H		G6-4-3 1-2f		4	1	2	1	0	0	2
Rafael Santana, R (1, 6) OBP: 0.278, SLG: 0.249		1-H HR	F7		FC1-6 1B	F9		6-3		5	1	2	2	0	0	3
Sid Fernandez, L (1, 1) OBP: 0.217, SLG: 0.241 Howard Johnson, S (8, 5) OBP: 0.340, SLG: 0.466		SSS K		1B FC4 2B	FC1-6 FC4-6 1-2f		SSS K		S 1B 1B	4 1	1 1	1 1	0 0	0 0	2 0	1 0

	AB	45
	R	11
	H	21
	RBI	11
	BB	2
	SO	7
	LOB	25

Inning Stats	1	2	3	4	5	6	7	8	9	1B: 17	SF: 1	WP: 0	PA: 49
R:	1	2	0	4	0	2	1	0	1	2B: 3	SAC: 0	PB: 0	
E:	0	0	0	0	0	0	0	0	0	3B: 0	DP: 2	SB: 1	
K:	1	2	0	0	0	0	3	0	1	HR: 2	HBP: 1	CS: 1	
S:	8	10	5	6	4	6	11	3	7				
H:	3	4	2	3	1	3	2	1	2				
LOB:	2	2	2	1	1	2	2	0	2				
BB:	0	0	0	1	0	1	1	0	0				
P:	8	10	5	11	4	6	15	3	7				

PITCHER		IP	WLS	BF	H	R	ER	SO	BB	IBB	HBP	BLK	WP	HR	S	P	ERA	WHIP
Dave Dravecky, L (1, 1) ERA: 3.07		1.0	L	8	5	3	3	1	0	0	0	0	0	2	10	10	27.00	5.000
Gene Walter, L (2, 1) ERA: 3.97		3.0		17	7	4	4	2	1	0	1	0	0	0	19	24	12.00	2.667
Dave LaPoint, L (5, 1) ERA: 5.4		1.0		4	1	0	0	0	0	0	0	0	0	0	4	4	0.00	1.000
Craig Lefferts, L (6, 1) ERA: 2.45		1.0		6	3	2	2	0	0	0	0	0	0	0	6	6	18.00	3.000
Lance McCullers, R (7, 1) ERA: 2.62		2.0		9	3	1	1	3	1	0	0	0	0	0	14	18	4.50	2.000

PITCHER		IP	WLS	BF	H	R	ER	SO	BB	IBB	HBP	BLK	WP	HR	S	P	ERA	WHIP
Rich Gossage, R (9, 1) ERA: 4.37		1.0		5	2	1	1	1	0	0	0	0	0	0	7	7	9.00	2.000

BOTTOM

New York Mets @ San Diego Padres

Jack Murphy Stadium, San Diego, CA

Tue Aug 26 1986, 10:05 PM EDT

Att. 15,992 - Unknown

Batter	1	2	3	4	5	6	7	8	9	AB	R	H	RBI	BB	SO	LOB
Jerry Royster, R (1, 4) (6, 6) OBP: 0.332, SLG: 0.376	F4		F7		1B		1-H HR		5-3	5	1	2	2	0	0	0
Tony Gwynn, L (1, 9) OBP: 0.392, SLG: 0.488	L7			WP 1B	G4-6-3		1B HR		1B	5	1	4	1	0	0	0
Kevin McReynolds, R (1, 7) OBP: 0.359, SLG: 0.481	1B			F4	G4-6-3		F8		1-2	5	0	2	0	0	0	4
Steve Garvey, R (1, 3) OBP: 0.290, SLG: 0.420	F2			WP		F5	HR		K	3	0	1	0	0	0	1
Dane Iorg, L (7, 3) OBP: 0.250, SLG: 0.326				1-2			1-3			2	1	1	0	0	1	2
Bruce Bochy, R (1, 2) OBP: 0.362, SLG: 0.573		F3		F9		FC6-4	1-H HR		F3	5	1	2	3	0	0	4
Graig Nettles, L (1, 5) OBP: 0.294, SLG: 0.390		G1-6-3		BB		FC6-4	F2			3	0	1	0	1	0	1
Garry Templeton, S (1, 6) OBP: 0.272, SLG: 0.278		G1-6-3		K		F7	K			2	0	0	0	0	1	4
Craig Lefferts, L (6, 1) OBP: 0.167, SLG: 0.667										0	0	0	0	0	0	0
John Kruk, L (6, PH) OBP: 0.417, SLG: 0.454										1	0	0	0	0	0	1
Lance McCullers, S (7, 1) OBP: 0.167, SLG: 0.095										0	0	0	0	0	0	0
Carmelo Martinez, R (8, PH) OBP: 0.342, SLG: 0.374										1	0	0	0	0	1	0
Rich Gossage, R (9, 1)										0	0	0	0	0	0	0
Marvell Wynne, L (1, 8) OBP: 0.286, SLG: 0.410			K		1B 1B		K		F5	4	1	1	0	0	2	0
Dave Dravecky, R (1, 1) OBP: 0.157, SLG: 0.200			6-3		K				6-3	0	0	0	0	0	0	0
Gene Walter, L (2, 1) OBP: 0.300, SLG: 0.333										1	0	0	0	0	0	0
Dave LaPoint, L (5, 1)										0	0	0	0	0	0	0
Bip Roberts, S (5, PH) (6, 4) OBP: 0.274, SLG: 0.292							HR BB			2	1	0	0	1	1	1

Inning Stats	1	2	3	4	5	6	7	8	9
	R: 0 E: 0 K: 0 S: 4	R: 0 E: 0 K: 0 S: 3	R: 0 E: 0 K: 1 S: 5	R: 0 E: 0 K: 1 S: 7	R: 1 E: 0 K: 1 S: 7	R: 0 E: 0 K: 0 S: 4	R: 5 E: 0 K: 1 S: 9	R: 0 E: 0 K: 1 S: 5	R: 0 E: 0 K: 1 S: 7
	H: 1 LOB: 1 BB: 0 P: 4	H: 1 LOB: 0 BB: 0 P: 3	H: 0 LOB: 0 BB: 0 P: 5	H: 2 LOB: 3 BB: 1 P: 11	H: 3 LOB: 1 BB: 0 P: 7	H: 1 LOB: 1 BB: 0 P: 4	H: 4 LOB: 0 BB: 1 P: 13	H: 0 LOB: 0 BB: 0 P: 5	H: 2 LOB: 2 BB: 0 P: 7

1B: 12 SF: 0 2B: 0 SAC: 0 3B: 0 DP: 2 HR: 2 HBP: 0

WP: 1 PA: 41 PB: 0 SB: 0 CS: 0

livebaseballscorecards.com

AB	39
R	6
H	14
RBI	6
BB	2
SO	6
LOB	18

PITCHER		IP	WLS	BF	H	R	ER	SO	BB	IBB	HBP	BLK	WP	HR	S	P	ERA	WHIP
Sid Fernandez, L ERA: 3.61	(1, 1)	7.0	W	33	12	6	6	4	2	0	0	0	1	2	39	47	7.71	2.000
Jesse Orosco, L ERA: 2.48	(8, 1)	2.0		8	2	0	0	2	0	0	0	0	0	0	12	12	0.00	1.000

PITCHER	IP	WLS	BF	H	R	ER	SO	BB	IBB	HBP	BLK	WP	HR	S	P	ERA	WHIP

Batter	1	2	3	4	5	6	7	8	9	10	11	AB	R	H	RBI	BB	SO	LOB
Lenny Dykstra, L (1, 8) OBP: 0.375, SLG: 0.457	BB 1B 1B BB	K		G3			SH5-4 1B		F6		1B SF8 1B	5	2	2	0	1	1	1
Wally Backman, S (1, 4) OBP: 0.379, SLG: 0.385	BB 1B 1B		B1		F8		SH5-4		6-3		1B	5	1	2	0	0	0	0
Keith Hernandez, L (1, 3) OBP: 0.404, SLG: 0.443	1B E BB		E6 HR		1B		F5		2B		SF8	4	2	2	1	1	0	2
Darryl Strawberry, L (1, 9) OBP: 0.367, SLG: 0.504	E S 9-2 1B		HR		BB		IBB		F6		K	4	1	2	4	2	1	2
Danny Heep, L (1, 7) OBP: 0.377, SLG: 0.418 Mookie Wilson, S (8, 7) OBP: 0.357, SLG: 0.455	K	K		F8			K			K		4 1	0 0	0 0	0 0	0 0	3 1	6 0
Ray Knight, R (1, 5) OBP: 0.355, SLG: 0.425 Doug Sisk, R (10, 1)	E1	F9				L5		5-3			K	5 0	0 0	0 0	1 0	0 0	1 0	1 0
John Gibbons, R (1, 2) OBP: 0.385, SLG: 0.417	9-2	K				K		1B		FC4-6 1B		5	0	2	0	0	2	2
Rafael Santana, R (1, 6) OBP: 0.280, SLG: 0.252		1B		SH1-3 1B		5-3		F4		FC4-6		5	0	2	0	0	0	2
Dwight Gooden, R (1, 1) OBP: 0.123, SLG: 0.127 Lee Mazzilli, S (8, PH) OBP: 0.377, SLG: 0.336 Roger McDowell, R (8, 1) OBP: 0.375, SLG: 0.333 Jesse Orosco, R (8, 1) Howard Johnson, S (10, 5) OBP: 0.338, SLG: 0.463		1-3		SH1-3			SH5-4 1B	F9			F9	2 1 0 0 1	0 0 0 0 0	1 0 0 0 0	0 0 0 0 0	0 0 0 0 0	0 0 0 0 0	0 1 0 0 0
Inning Stats	R: 3 E: 1 K: 1 S: 7 H: 2 LOB: 1 BB: 2 P: 15	R: 0 E: 0 K: 1 S: 5 H: 1 LOB: 0 BB: 0 P: 5	R: 2 E: 1 K: 1 S: 7 H: 1 LOB: 0 BB: 0 P: 7	R: 0 E: 0 K: 1 S: 6 H: 1 LOB: 1 BB: 0 P: 6	R: 0 E: 0 K: 0 S: 3 H: 1 LOB: 1 BB: 1 P: 7	R: 0 E: 0 K: 1 S: 5 H: 0 LOB: 0 BB: 0 P: 5	R: 0 E: 0 K: 1 S: 7 H: 2 LOB: 3 BB: 1 P: 11	R: 0 E: 0 K: 0 S: 4 H: 1 LOB: 1 BB: 0 P: 4	R: 0 E: 0 K: 0 S: 4 H: 1 LOB: 1 BB: 0 P: 4	R: 0 E: 0 K: 2 S: 8 H: 1 LOB: 1 BB: 0 P: 8	R: 1 E: 0 K: 1 S: 7 H: 2 LOB: 1 BB: 0 P: 7	1B: 11 2B: 2 3B: 0 HR: 1	SF: 1 SAC: 2 DP: 1 HBP: 0					

PITCHER	IP	WLS	BF	H	R	ER	SO	BB	IBB	HBP	BLK	WP	HR	S	P	ERA	WHIP
Ed Whitson, R (1, 1) ERA: 6.35	5.0		23	6	5	4	4	3	0	0	0	0	1	28	40	7.20	1.800
Andy Hawkins, R (6, 1) ERA: 4.29	2.0		9	2	0	0	2	0	1	0	0	0	0	12	16	0.00	1.000
Lance McCullers, R (8, 1) ERA: 2.59	1.0		4	1	0	0	0	0	0	0	0	0	0	4	4	0.00	1.000
Rich Gossage, R (9, 1) ERA: 4.31	3.0	L	13	4	1	1	3	0	0	0	0	0	0	19	19	3.00	1.333

PITCHER	IP	WLS	BF	H	R	ER	SO	BB	IBB	HBP	BLK	WP	HR	S	P	ERA	WHIP

TOP

New York Mets @ San Diego Padres

Jack Murphy Stadium, San Diego, CA

Wed Aug 27 1986, 10:05 PM EDT

Att. 19,747 - Unknown

livebaseballscorecards.com

AB	42
R	6
H	13
RBI	6
BB	4
SO	9
LOB	17

1B: 11 SF: 1
2B: 2 SAC: 2
3B: 0 DP: 1
HR: 1 HBP: 0

WP: 0 PA: 49
PB: 0
SB: 1
CS: 0

Batter	1	2	3	4	5	6	7	8	9	10	11	AB	R	H	RBI	BB	SO	LOB
Tim Flannery, L (1, 4) (9, 5) OBP: 0.392, SLG: 0.363	4-3		K		1-3		F7	4-3			2-H 1B	6	0	1	0	0	1	5
Tony Gwynn, L (1, 9) OBP: 0.394, SLG: 0.489	6-3			S S 1B		2B 1B		BB E 1B	F7			5	1	3	0	0	0	0
John Kruk, L (1, 7) OBP: 0.421, SLG: 0.460	K			1-2 BB		1-2 2B 2B		1-2 BB E 1B	F4			4	2	2	0	1	1	0
Kevin McReynolds, R (1, 8) OBP: 0.357, SLG: 0.477		F9		F8		6-3		E 1-2 2-3 1B BB	1-3			4	1	0	0	1	0	3
Steve Garvey, R (1, 3) OBP: 0.289, SLG: 0.420		4-3		K 2-3		2-H 2B		E4 1B 1-3 2-H 3-H 1B		5-3		5	1	1	2	0	1	3
Graig Nettles, L (1, 5) OBP: 0.291, SLG: 0.386		G3		K		K		K		6-3		3	0	0	0	0	2	3
Bruce Bochy, R (8, PH) (9, 2) OBP: 0.356, SLG: 0.562												2	0	0	0	0	1	2
Terry Kennedy, L (1, 2) OBP: 0.316, SLG: 0.385			4-3		K		5-3	1B 1-3 3-H 1B				3	0	0	0	0	1	0
Carmelo Martinez, R (8, PH) OBP: 0.345, SLG: 0.377												1	0	1	1	0	0	0
Bip Roberts, S (8, PR) (9, 4) OBP: 0.273, SLG: 0.291												1	0	0	0	0	0	0
Garry Templeton, S (1, 6) OBP: 0.276, SLG: 0.286			4-3		2B		F7	1-2 3-H 1B			1B 2B	5	0	3	1	0	0	0
Ed Whitson, R (1, 1) OBP: 0.133, SLG: 0.133			1B		K		1B	K			K	1	0	1	0	0	0	0
Dane Iorg, L (5, PH) OBP: 0.247, SLG: 0.322												1	0	0	0	0	1	1
Andy Hawkins, R (6, 1) OBP: 0.185, SLG: 0.189												0	0	0	0	0	0	0
Jerry Royster, R (7, PH) OBP: 0.335, SLG: 0.379												1	0	1	0	0	0	0
Lance McCullers, S (8, 1) OBP: 0.167, SLG: 0.095												0	0	0	0	0	0	0
Marvell Wynne, L (8, PH) OBP: 0.265, SLG: 0.409												1	0	0	0	0	1	2
Rich Gossage, R (9, 1)												0	0	0	0	0	0	0
Craig Lefferts, L (11, PH) OBP: 0.143, SLG: 0.571												1	0	0	0	0	1	1
Inning Stats	R: 0 E: 0 K: 1 S: 5 H: 0 LOB: 0 BB: 0 P: 5	R: 0 E: 0 K: 0 S: 3 H: 0 LOB: 0 BB: 0 P: 3	R: 0 E: 0 K: 1 S: 6 H: 1 LOB: 1 BB: 0 P: 6	R: 0 E: 0 K: 2 S: 8 H: 1 LOB: 2 BB: 1 P: 12	R: 0 E: 0 K: 2 S: 8 H: 1 LOB: 1 BB: 0 P: 8	R: 1 E: 0 K: 1 S: 7 H: 3 LOB: 1 BB: 0 P: 7	R: 0 E: 0 K: 0 S: 4 H: 1 LOB: 1 BB: 0 P: 4	R: 4 E: 1 K: 2 S: 12 H: 4 LOB: 2 BB: 1 P: 16	R: 0 E: 0 K: 0 S: 3 H: 0 LOB: 0 BB: 0 P: 3	R: 0 E: 0 K: 0 S: 3 H: 0 LOB: 0 BB: 0 P: 3	R: 0 E: 0 K: 1 S: 5 H: 2 LOB: 2 BB: 0 P: 5	1B: 9 2B: 4 3B: 0 HR: 0 SF: 0 SAC: 0 DP: 0 HBP: 0						

PITCHER		IP	WLS	BF	H	R	ER	SO	BB	IBB	HBP	BLK	WP	HR	S	P	ERA	WHIP
Dwight Gooden, R ERA: 2.95	(1, 1)	7.0		28	7	1	1	7	1	0	0	0	0	0	41	45	1.29	1.143
Roger McDowell, R ERA: 2.53	(8, 1)	0.0		4	2	4	3	0	1	0	0	0	0	0	3	7	∞	∞
Jesse Orosco, L ERA: 2.4	(8, 1)	2.0		8	2	0	0	2	0	0	0	0	0	0	12	12	0.00	1.000
Doug Sisk, R ERA: 2.7	(10, 1)	2.0	W	6	2	0	0	1	0	0	0	0	0	0	8	8	0.00	1.000

PITCHER	IP	WLS	BF	H	R	ER	SO	BB	IBB	HBP	BLK	WP	HR	S	P	ERA	WHIP

BOTTOM

New York Mets @ San Diego Padres

Jack Murphy Stadium, San Diego, CA

Wed Aug 27 1986, 10:05 PM EDT

Att. 19,747 - Unknown

livebaseballscorecards.com

AB	44
R	5
H	13
RBI	4
BB	2
SO	10
LOB	20

WP: 0 PA: 46
PB: 0
SB: 2
CS: 0

Batter	1	2	3	4	5	6	7	8	9	AB	R	H	RBI	BB	SO	LOB
Steve Sax, R (1, 4) OBP: 0.372, SLG: 0.418	F8		F9			F9		F8		4	0	0	0	0	0	1
Bill Russell, R (1, 7) OBP: 0.293, SLG: 0.288	1B			F9		F2		1B		4	0	2	0	0	0	0
Bill Madlock, R (1, 3) OBP: 0.331, SLG: 0.392	F8			F7			6-3	F9		4	0	0	0	0	0	3
Enos Cabell, R (1, 9) OBP: 0.303, SLG: 0.344	K			K			FC4-6 1B		SH1-4 E 6-3 1B	4	1	2	0	0	2	1
Jeff Hamilton, R (1, 5) OBP: 0.255, SLG: 0.352		K			K		FC4-6 BB 1-2f		E5 6-3 SH1-4 1-2	4	0	0	0	0	2	2
Mike Scioscia, L (1, 2) OBP: 0.393, SLG: 0.369		F5			G3		BB 1-2		SH1-4 1-2 2-3	2	0	0	0	1	0	0
Dave Anderson, R (1, 6) OBP: 0.310, SLG: 0.311		K			BB		F7		6-3 2-3 3-H	3	0	0	1	1	1	3
Jose Gonzalez, R (1, 8) OBP: 0.238, SLG: 0.189			K		F3			K	F9	3	0	0	0	0	2	1
Alex Trevino, R (9, PH) OBP: 0.354, SLG: 0.398										1	0	0	0	0	0	1
Rick Honeycutt, L (1, 1) OBP: 0.132, SLG: 0.086			1-3			F8		1B		2	0	0	0	0	0	0
Dennis Powell, R (7, 1) OBP: 0.273, SLG: 0.545										0	0	0	0	0	0	0
Reggie Williams, R (8, PH) OBP: 0.328, SLG: 0.367										1	0	1	0	0	0	0
Brian Holton, R (8, 1)										0	0	0	0	0	0	0
Inning Stats	R: 0 E: 0 K: 1 S: 6 H: 1 LOB: 1 BB: 0 P: 6	R: 0 E: 0 K: 2 S: 7 H: 0 LOB: 0 BB: 0 P: 7	R: 0 E: 0 K: 1 S: 5 H: 0 LOB: 0 BB: 0 P: 5	R: 0 E: 0 K: 1 S: 5 H: 0 LOB: 0 BB: 0 P: 5	R: 0 E: 0 K: 1 S: 5 H: 0 LOB: 1 BB: 1 P: 9	R: 0 E: 0 K: 0 S: 3 H: 0 LOB: 0 BB: 0 P: 3	R: 0 E: 0 K: 0 S: 4 H: 1 LOB: 2 BB: 1 P: 8	R: 0 E: 0 K: 1 S: 7 H: 2 LOB: 2 BB: 0 P: 7	R: 1 E: 1 K: 0 S: 5 H: 1 LOB: 1 BB: 0 P: 5	1B: 5 2B: 0 3B: 0 HR: 0 SF: 0 SAC: 1 DP: 0 HBP: 0						

PITCHER	IP	WLS	BF	H	R	ER	SO	BB	IBB	HBP	BLK	WP	HR	S	P	ERA	WHIP
Bob Ojeda, L (1, 1) ERA: 2.66	9.0	W	35	5	1	0	7	2	0	0	0	0	0	47	55	0.00	0.778

PITCHER	IP	WLS	BF	H	R	ER	SO	BB	IBB	HBP	BLK	WP	HR	S	P	ERA	WHIP

TOP

Los Angeles Dodgers @ New York Mets

Shea Stadium, Flushing, NY

Fri Aug 29 1986, 7:05 PM EDT

Att. 45,667 - Unknown

livebaseballscorecards.com

AB	32
R	1
H	5
RBI	1
BB	2
SO	7
LOB	12

PB: 0
SB: 0
CS: 0
PA: 35

Batter	1	2	3	4	5	6	7	8	9	AB	R	H	RBI	BB	SO	LOB
Mookie Wilson, S (1, 8) (9, 7) OBP: 0.362, SLG: 0.463	4-3 1B		CS 1B		K		G5-3 BB 1B 1-2 2-H			4	1	3	1	0	1	0
Tim Teufel, R (1, 4) OBP: 0.332, SLG: 0.385 Wally Backman, S (7, PR) (8, 4) OBP: 0.379, SLG: 0.385	4-3 2-3		5-3 1-2		5-3		BBBB 4-0 BB 1-2 2-3			3	0	0	0	1	0	2
										0	0	0	0	0	0	0
Keith Hernandez, L (1, 3) OBP: 0.403, SLG: 0.441	3-H 1B		E3 1B		K		G5-3 2-3f			4	0	1	1	0	1	3
Kevin Mitchell, R (1, 7) OBP: 0.361, SLG: 0.504 Lenny Dykstra, L (9, 8) OBP: 0.375, SLG: 0.457	F4		1-2 1B			F8		K		4	0	1	0	0	1	1
										0	0	0	0	0	0	0
Darryl Strawberry, L (1, 9) OBP: 0.366, SLG: 0.500	K		K			F6		BBBB 4-0 FC6-4 BB		3	0	0	0	1	2	3
Ray Knight, R (1, 5) OBP: 0.351, SLG: 0.421		F7		5-3		F6		1-2f FC6-4		4	0	0	0	0	0	1
Ed Hearn, R (1, 2) OBP: 0.325, SLG: 0.402		F8		FC5-4 1B			4-3	K		4	0	1	0	0	1	1
Rafael Santana, R (1, 6) OBP: 0.280, SLG: 0.252		K		1-2f FC5-4			SH 1B 1B			3	1	1	0	0	1	1
Bob Ojeda, L (1, 1) OBP: 0.102, SLG: 0.102		4-3		K			1-2 SH BB 1B			2	0	0	0	0	1	2
Inning Stats	R: 1 E: 0 K: 1 S: 7 H: 2 LOB: 1 BB: 0 P: 7	R: 0 E: 1 K: 1 S: 6 H: 0 LOB: 1 BB: 0 P: 6	R: 0 E: 1 K: 1 S: 7 H: 2 LOB: 2 BB: 0 P: 7	R: 0 E: 0 K: 1 S: 6 H: 1 LOB: 1 BB: 0 P: 6	R: 0 E: 0 K: 2 S: 7 H: 0 LOB: 0 BB: 0 P: 7	R: 0 E: 0 K: 0 S: 3 H: 0 LOB: 0 BB: 0 P: 3	R: 1 E: 0 K: 0 S: 5 H: 2 LOB: 2 BB: 1 P: 9	R: 0 E: 0 K: 2 S: 7 H: 0 LOB: 1 BB: 1 P: 11		1B: 6 2B: 1 3B: 0 HR: 0	SF: 0 SAC: 1 DP: 1 HBP: 0					

BOTTOM

Los Angeles Dodgers @ New York Mets

Shea Stadium, Flushing, NY

Fri Aug 29 1986, 7:05 PM EDT

Att. 45,667 - Unknown

livebaseballscorecards.com

AB	31
R	2
H	7
RBI	2
BB	2
SO	8
LOB	14

WP: 0 PB: 1 SB: 0 CS: 1 PA: 34

PITCHER		IP	WLS	BF	H	R	ER	SO	BB	IBB	HBP	BLK	WP	HR	S	P	ERA	WHIP
Rick Honeycutt, L ERA: 2.99	(1, 1)	6.1	L	29	7	2	2	6	1	0	0	0	0	0	40	44	2.84	1.263
Dennis Powell, L ERA: 4.67	(7, 1)	0.2		1	0	0	0	0	0	0	0	0	0	0	1	1	0.00	0.000
Brian Holton, R ERA:	(8, 1)	1.0		4	0	0	0	2	1	0	0	0	0	0	7	11	0.00	1.000

PITCHER	IP	WLS	BF	H	R	ER	SO	BB	IBB	HBP	BLK	WP	HR	S	P	ERA	WHIP

Batter	1	2	3	4	5	6	7	8	9	AB	R	H	RBI	BB	SO	LOB
Steve Sax, R (1, 4) OBP: 0.372, SLG: 0.419	H 1-0 6-3 1B HBP		x 0-0 1B 2B		SSS 0-3 ② K		x 0-0 ③ 1-3			3	2	1	0	0	1	0
Franklin Stubbs, L (1, 7) (8, 3) OBP: 0.296, SLG: 0.443	SSS 0-3 ① K		x 0-0 ② F5		x 0-0 ③ 1-3			x 0-0 ① 4-3		4	0	0	0	0	1	2
Bill Madlock, R (1, 5) OBP: 0.336, SLG: 0.395	x 0-0 ② 6-3 1-2		H 1-0 1B HBP			x 0-0 1B 1B		x 0-0 E9 2B 1B		3	1	2	0	0	0	1
Greg Brock, L (1, 3) OBP: 0.319, SLG: 0.437 Bill Russell, R (8, PR) (8, 7) OBP: 0.293, SLG: 0.288	x 0-0 2-H 1B		x 0-0 FC4-6 1-3 2-H 1B			x 0-0 1-2 1B		x 0-0 3-H 2B		4 0	0 0	4 0	3 0	0 0	0 0	0 0
Mike Scioscia, L (1, 2) OBP: 0.389, SLG: 0.364	x 0-0 ③ 4-3		x 0-0 ③ FC4-6 1-2f			x 0-0 ① L6		x 0-0 ② F6		4	0	0	0	0	0	6
Enos Cabell, R (1, 9) OBP: 0.298, SLG: 0.338		x 0-0 ① 5-3		SSS 0-3 ① K		SSS 0-3 ② K		x 0-0 ③ 3-1		4	0	0	0	0	2	3
Dave Anderson, R (1, 6) OBP: 0.301, SLG: 0.301		x 0-0 ② 5-3		x 0-0 ② 6-3		SSS 0-3 ③ K			x 0-0 ① 1-3	4	0	0	0	0	1	2
Jose Gonzalez, R (1, 8) OBP: 0.222, SLG: 0.175 Alex Trevino, R (9, PH) OBP: 0.352, SLG: 0.395		x 0-0 ③ 1-3		x 0-0 ③ F4			SSS 0-3 ① K		x 0-0 ② 5-3	3 1	0 0	0 0	0 0	0 0	1 0	0 0
Orel Hershiser, R (1, 1) OBP: 0.255, SLG: 0.259 Ed Vande Berg, R (4, 1) Fernando Valenzuela, L (5, PH) OBP: 0.202, SLG: 0.227 Dennis Powell, R (5, 1) OBP: 0.273, SLG: 0.545 Reggie Williams, R (7, PH) OBP: 0.357, SLG: 0.365 Joe Beckwith, L (7, 1) Len Matuszek, L (9, PH) OBP: 0.340, SLG: 0.465			SSS 0-3 ① K		x 0-0 ① G3		x 0-0 ② F9		x 0-0 ③ 4-3	1 0 1 0 1 0 1	0 0 0 0 0 0 0	0 0 0 0 0 0 0	0 0 0 0 0 0 0	1 0 0 0 0 0 0	0 0 0 0 0 0 0	0 0 0 0 0 0 0
Inning Stats	R: 1 E: 0 K: 1 S: 6 H: 1 LOB: 1 BB: 0 P: 7	R: 0 E: 0 K: 0 S: 3 H: 0 LOB: 0 BB: 0 P: 3	R: 1 E: 0 K: 1 S: 7 H: 2 LOB: 2 BB: 0 P: 8	R: 0 E: 0 K: 1 S: 5 H: 0 LOB: 0 BB: 0 P: 5	R: 0 E: 0 K: 1 S: 5 H: 0 LOB: 0 BB: 0 P: 5	R: 0 E: 0 K: 2 S: 9 H: 2 LOB: 2 BB: 0 P: 9	R: 0 E: 0 K: 1 S: 5 H: 0 LOB: 0 BB: 0 P: 5	R: 1 E: 1 K: 0 S: 5 H: 2 LOB: 1 BB: 0 P: 5	R: 0 E: 0 K: 0 S: 3 H: 0 LOB: 0 BB: 0 P: 3	1B: 5 2B: 2 3B: 0 HR: 0	SF: 0 SAC: 0 DP: 0 HBP: 2						

PITCHER		IP	WLS	BF	H	R	ER	SO	BB	IBB	HBP	BLK	WP	HR	S	P	ERA	WHIP
Rick Aguilera, R ERA: 4.07	(1, 1)	8.0	W	33	7	3	2	7	0	0	2	0	0	0	45	47	2.25	0.875
Roger McDowell, R ERA: 2.51	(9, 1)	1.0	S	3	0	0	0	0	0	0	0	0	0	0	3	3	0.00	0.000

PITCHER	IP	WLS	BF	H	R	ER	SO	BB	IBB	HBP	BLK	WP	HR	S	P	ERA	WHIP

TOP

Los Angeles Dodgers @ New York Mets

Shea Stadium, Flushing, NY

Sat Aug 30 1986, 3:33 AM EDT

Att. 44,040 - Unknown

livebaseballscorecards.com

AB	34
R	3
H	7
RBI	3
BB	0
SO	7
LOB	14

Batter	1	2	3	4	5	6	7	8	9	AB	R	H	RBI	BB	SO	LOB
Lenny Dykstra, L (1, 8) OBP: 0.375, SLG: 0.466	F9		2B	SF7 3-H	1-3			3B		4	1	2	1	0	0	2
Wally Backman, S (1, 4) OBP: 0.379, SLG: 0.387	L1		1B 2-H	BB 1-2		K		4-3		4	1	1	1	1	1	1
Keith Hernandez, L (1, 3) OBP: 0.406, SLG: 0.445	2B		1B 2-H	BB 1-2 2-3		6-3				3	0	2	1	1	0	0
Darryl Strawberry, L (1, 9) OBP: 0.363, SLG: 0.495	L9		K	F8		K				4	0	0	0	0	2	5
Mookie Wilson, S (1, 7) OBP: 0.361, SLG: 0.463		K		SH FC5-2 2B	4-3		4-3			4	0	1	0	0	1	0
Howard Johnson, S (1, 5) OBP: 0.342, SLG: 0.458		F7		FC5-2 SH 1B BB	WP S 1B BB		K			2	2	0	0	2	1	0
Ed Hearn, R (1, 2) OBP: 0.325, SLG: 0.394		6-3		SH FC5-2 1B 1-2 2-3	1B 1-2 BB		F8			2	1	0	0	1	0	0
Rafael Santana, R (1, 6) OBP: 0.280, SLG: 0.252			6-3	FC5-2 E 1B SF7 1-2 2-3 3-Hf	1B 1-2 2-H			F8		4	1	1	1	0	0	3
Rick Aguilera, R (1, 1) OBP: 0.244, SLG: 0.333 Lee Mazzilli, S (8, PH) OBP: 0.374, SLG: 0.333 Roger McDowell, R (9, 1) OBP: 0.375, SLG: 0.333			6-3	E7 BB BB 1-3 2-H 3-H	K			F9		3 1 0	0 0 0	1 0 0	2 0 0	0 0 0	1 0 0	2 0 0
Inning Stats	R: 0 E: 0 K: 0 S: 4 H: 1 LOB: 1 BB: 0 P: 4	R: 0 E: 0 K: 1 S: 5 H: 0 LOB: 0 BB: 0 P: 5	R: 2 E: 0 K: 1 S: 8 H: 3 LOB: 1 BB: 0 P: 8	R: 3 E: 1 K: 0 S: 6 H: 2 LOB: 3 BB: 3 P: 18	R: 1 E: 0 K: 1 S: 6 H: 1 LOB: 2 BB: 2 P: 14	R: 0 E: 0 K: 2 S: 7 H: 0 LOB: 0 BB: 0 P: 7	R: 0 E: 0 K: 1 S: 5 H: 0 LOB: 0 BB: 0 P: 5	R: 0 E: 0 K: 0 S: 4 H: 1 LOB: 1 BB: 0 P: 4		1B: 3 2B: 4 3B: 1 HR: 0	SF: 1 SAC: 1 DP: 0 HBP: 0					

PITCHER	IP	WLS	BF	H	R	ER	SO	BB	IBB	HBP	BLK	WP	HR	S	P	ERA	WHIP
Orel Hershiser, R (1, 1) ERA: 3.93	3.2	L	21	6	5	5	2	3	0	0	0	0	0	22	34	12.27	2.455
Ed Vande Berg, L (4, 1) ERA: 3.54	0.1		1	0	0	0	0	0	0	0	0	0	0	1	1	0.00	0.000
Dennis Powell, L (5, 1) ERA: 4.66	2.0		9	1	1	1	3	2	0	0	0	1	0	13	21	4.50	1.500
Joe Beckwith, R (7, 1) ERA: 7.59	2.0		7	1	0	0	1	0	0	0	0	0	0	9	9	0.00	0.500

PITCHER	IP	WLS	BF	H	R	ER	SO	BB	IBB	HBP	BLK	WP	HR	S	P	ERA	WHIP

BOTTOM

Los Angeles Dodgers @ New York Mets

Shea Stadium, Flushing, NY

Sat Aug 30 1986, 3:33 AM EDT

Att. 44,040 - Unknown

livebaseballscorecards.com

AB	31
R	6
H	8
RBI	6
BB	5
SO	6
LOB	13

WP: 1	PA: 38		
PB: 0			
SB: 1			
CS: 0			

Batter	1	2	3	4	5	6	7	8	9	AB	R	H	RBI	BB	SO	LOB
Steve Sax, R (1, 4) OBP: 0.371, SLG: 0.416	F8		K		1B S SF7 BB		L1	6-3		4	1	0	0	1	1	0
Dave Anderson, R (1, 6) OBP: 0.311, SLG: 0.319	BB 1B 1B		F8		1-3 S 1B		1B 2B		G3	5	2	3	0	0	0	0
Bill Madlock, R (1, 5) OBP: 0.335, SLG: 0.394	F2		5-3		SF7 3-H		1B 2B 2-H 1B		K	3	0	1	2	0	0	1
Jeff Hamilton, R (7, PR) OBP: 0.253, SLG: 0.348 (7, 5)										1	1	0	0	0	1	0
Greg Brock, L (1, 3) OBP: 0.321, SLG: 0.434	1B 1-2 BB			F6	F7 1-2		2B 1-2 1B		G3	4	0	1	0	1	0	1
Len Matuszek, L (1, 7) OBP: 0.339, SLG: 0.463	1-3 2-H 1B			K		F8	1-H 2-H 2B			3	0	1	1	0	1	0
Jose Gonzalez, R (6, 8) OBP: 0.239, SLG: 0.220										1	0	1	1	0	0	0
Mike Scioscia, L (1, 2) OBP: 0.390, SLG: 0.367	F4			F6		1B 2B	BB			3	1	1	0	1	0	2
Franklin Stubbs, L (1, 9) OBP: 0.296, SLG: 0.441 (6, 7)		K			HR 1B	1-3	G3			4	1	1	0	0	1	3
Reggie Williams, R (1, 8) OBP: 0.331, SLG: 0.381 (6, 9)		F9			1-H HR	2-H 1B		F8		3	1	2	3	0	0	0
Bill Russell, R (8, PH) OBP: 0.292, SLG: 0.286 (8, 9)										1	0	0	0	0	0	0
Fernando Valenzuela, L (1, 1) OBP: 0.194, SLG: 0.217		F7			F8	4-3		4-3		4	0	0	0	0	0	1
Inning Stats	R: 1 E: 0 K: 0 S: 5 H: 2 LOB: 2 BB: 1 P: 9	R: 0 E: 0 K: 1 S: 5 H: 0 LOB: 0 BB: 0 P: 5	R: 0 E: 0 K: 1 S: 5 H: 0 LOB: 0 BB: 0 P: 5	R: 0 E: 0 K: 1 S: 5 H: 0 LOB: 0 BB: 0 P: 5	R: 3 E: 0 K: 0 S: 6 H: 3 LOB: 1 BB: 1 P: 10	R: 1 E: 0 K: 0 S: 5 H: 2 LOB: 1 BB: 0 P: 5	R: 2 E: 0 K: 0 S: 6 H: 4 LOB: 2 BB: 1 P: 10	R: 0 E: 0 K: 0 S: 3 H: 0 LOB: 0 BB: 0 P: 3	R: 0 E: 0 K: 1 S: 5 H: 0 LOB: 0 BB: 0 P: 5	1B: 7 2B: 3 3B: 0 HR: 1 SF: 1 SAC: 0 DP: 0 HBP: 0						

PITCHER		IP	WLS	BF	H	R	ER	SO	BB	IBB	HBP	BLK	WP	HR	S	P	ERA	WHIP
Ron Darling, R ERA: 3.08	(1, 1)	6.1	L	30	9	7	7	3	2	0	0	0	0	1	34	42	9.95	1.737
Randy Niemann, L ERA: 3.52	(7, 1)	0.2		4	2	0	0	0	1	0	0	0	0	0	3	7	0.00	4.500
Doug Sisk, R ERA: 2.61	(8, 1)	2.0		6	0	0	0	1	0	0	0	0	0	0	8	8	0.00	0.000

PITCHER	IP	WLS	BF	H	R	ER	SO	BB	IBB	HBP	BLK	WP	HR	S	P	ERA	WHIP

TOP

Los Angeles Dodgers @ New York Mets

Shea Stadium, Flushing, NY

Sun Aug 31 1986, 3:33 AM EDT

Att. 45,678 - Unknown

livebaseballscorecards.com

AB	36
R	7
H	11
RBI	7
BB	3
SO	4
LOB	8

Batter	1	2	3	4	5	6	7	8	9	AB	R	H	RBI	BB	SO	LOB
Mookie Wilson, S (1, 8)	F7		K			2B 1B BB	1B			3	1	1	0	1	1	2
Doug Sisk, R (8, 1)										0	0	0	0	0	0	0
Tim Teufel, R (1, 4)	K		G4-6-3 1-2f			1B FC5-4 1-3 2B	4-3			4	1	1	0	0	1	3
Keith Hernandez, L (1, 3)	K			4-3		FC5-4 2-3 3-H 1B		G6-3 1B		4	0	2	1	0	1	0
Kevin Mitchell, R (1, 7)		1-3		L5		FC5-4 E 1-2f 3-H		G6-3 1-2f		4	0	0	1	0	0	2
Darryl Strawberry, L (1, 9)		F5		K		F7		4-3		4	0	0	0	0	1	1
Ray Knight, R (1, 5)		5-3			K 1B	E5 1-2			F4	4	0	1	0	0	0	1
Ed Hearn, R (1, 2)			1B E 1B		K	F2			HR	4	2	2	1	0	1	2
Rafael Santana, R (1, 6)			E 1-2 1B		FC6-4 1B		K		F8	4	0	2	0	0	1	0
Ron Darling, R (1, 1)			E4 G4-6-3 1-2 2-H		FC6-4 1-2f		4-3		K	2	0	0	0	0	0	2
Randy Niemann, L (7, 1)										0	0	0	0	0	0	0
Lenny Dykstra, L (7, PH) (8, 8)										2	0	0	0	0	1	0
Inning Stats	R: 0 E: 0 K: 2 S: 7 H: 0 LOB: 0 BB: 0 P: 7	R: 0 E: 0 K: 0 S: 3 H: 0 LOB: 0 BB: 0 P: 3	R: 1 E: 1 K: 1 S: 7 H: 2 LOB: 1 BB: 0 P: 7	R: 0 E: 0 K: 1 S: 5 H: 0 LOB: 0 BB: 0 P: 5	R: 0 E: 0 K: 1 S: 6 H: 2 LOB: 1 BB: 0 P: 6	R: 2 E: 1 K: 0 S: 6 H: 2 LOB: 2 BB: 1 P: 10	R: 0 E: 0 K: 1 S: 6 H: 1 LOB: 1 BB: 0 P: 6	R: 0 E: 0 K: 0 S: 3 H: 1 LOB: 0 BB: 0 P: 3	R: 1 E: 0 K: 1 S: 6 H: 1 LOB: 0 BB: 0 P: 6	1B: 7 2B: 1 3B: 0 HR: 1	SF: 0 SAC: 0 DP: 2 HBP: 0			WP: 0 PB: 0 SB: 0 CS: 0	PA: 36		

PITCHER	IP	WLS	BF	H	R	ER	SO	BB	IBB	HBP	BLK	WP	HR	S	P	ERA	WHIP
Fernando Valenzuela, L (1, 1) ERA: 3.04	9.0	W	36	9	4	3	7	1	0	0	0	0	1	49	53	3.00	1.111

PITCHER	IP	WLS	BF	H	R	ER	SO	BB	IBB	HBP	BLK	WP	HR	S	P	ERA	WHIP

BOTTOM

Los Angeles Dodgers @ New York Mets

Shea Stadium, Flushing, NY

Sun Aug 31 1986, 3:33 AM EDT

Att. 45,678 - Unknown

livebaseballscorecards.com

AB	35
R	4
H	9
RBI	3
BB	1
SO	7
LOB	13

San Francisco Giants @ New York Mets

Shea Stadium, Flushing, NY

Mon Sep 01 1986, 3:33 AM EDT

Att. 44,272 - Unknown

TOP

Batter	1	2	3	4	5	6	7	8	9	AB	R	H	RBI	BB	SO	LOB
Dan Gladden, R (1, 8) OBP: 0.370, SLG: 0.364	K		K			3B BB	F9		K	4	1	0	0	1	3	2
Robby Thompson, R (1, 4) OBP: 0.327, SLG: 0.372	F7		1B			1B 3B		SH3-4 1B		4	1	3	1	0	0	0
Will Clark, L (1, 3) OBP: 0.341, SLG: 0.460	K		K			K		SH3-4		3	0	0	0	0	3	2
Candy Maldonado, R (1, 7) OBP: 0.303, SLG: 0.467		K		6-3		1B		K		4	0	1	1	0	2	1
Chili Davis, S (1, 9) OBP: 0.367, SLG: 0.405		1B BB		CS BB		K		IBB		1	0	0	0	3	1	1
Randy Kutcher, R (1, 5) OBP: 0.268, SLG: 0.415		K		F6		K		4-3		3	0	0	0	0	2	3
Harry Spilman, L (8, PH) OBP: 0.326, SLG: 0.451 (8, 5)										1	0	0	0	0	0	2
Scott Garrelts, R (8, 1) OBP: 0.200, SLG: 0.205										0	0	0	0	0	0	0
Frank Williams, R (8, 1) OBP: 0.500, SLG: 0.500										0	0	0	0	0	0	0
Bob Melvin, R (1, 2) OBP: 0.271, SLG: 0.335		1B			K	BB			4-3	2	0	1	0	1	1	0
Chris Brown, R (7, PR) OBP: 0.380, SLG: 0.426										0	0	0	0	0	0	0
Mark Davis, L (7, 1) OBP: 0.143, SLG: 0.286										0	0	0	0	0	0	0
Luis Quinones, S (8, 5) OBP: 0.237, SLG: 0.315										1	0	0	0	0	0	0
Jose Uribe, S (1, 6) OBP: 0.297, SLG: 0.281		K			K	F8			FC5-4 BB	3	0	0	0	0	2	3
Mike Aldrete, L (9, PH) OBP: 0.349, SLG: 0.395										0	0	0	0	1	0	0
Kelly Downs, R (1, 1) OBP: 0.143, SLG: 0.143			K		K					2	0	0	0	0	2	0
Bob Brenly, R (7, PH) OBP: 0.354, SLG: 0.375 (7, 2)						F7			FC5-4	2	0	0	0	0	0	2

Inning Stats	1	2	3	4	5	6	7	8	9
R	0	0	0	0	0	2	0	0	0
H	0	1	1	0	0	2	0	1	0
E	0	0	0	0	0	0	0	0	0
LOB	0	2	0	0	0	1	1	2	1
K	2	3	3	0	3	3	0	1	1
BB	0	1	0	1	0	1	1	1	1
S	7	10	10	2	9	11	3	6	5
P	7	14	10	6	9	15	7	10	9

1B	4	
2B	0	
3B	1	
HR	0	
SF	0	
SAC	1	
DP	0	
HBP	0	
WP	0	
PB	0	
SB	0	
CS	1	
PA	37	

	AB	30
	R	2
	H	5
	RBI	2
	BB	6
	SO	16
	LOB	16

livebaseballscorecards.com

PITCHER		IP	WLS	BF	H	R	ER	SO	BB	IBB	HBP	BLK	WP	HR	S	P	ERA	WHIP
Sid Fernandez, L ERA: 3.57	(1, 1)	7.0		28	4	2	2	14	4	0	0	0	0	0	52	68	2.57	1.143
Roger McDowell, R ERA: 2.46	(8, 1)	2.0	W	9	1	0	0	2	1	1	0	0	0	0	11	19	0.00	1.000

PITCHER	IP	WLS	BF	H	R	ER	SO	BB	IBB	HBP	BLK	WP	HR	S	P	ERA	WHIP

Batter	1	2	3	4	5	6	7	8	9	AB	R	H	RBI	BB	SO	LOB
Lenny Dykstra, L (1, 8) OBP: 0.372, SLG: 0.459	BBBB 4-0 FC3-6 BB		x 0-0 F9 ①		SSS 0-3 K ①		x 0-0 L6 ③			3	0	0	0	1	1	0
Wally Backman, S (1, 4) OBP: 0.381, SLG: 0.386	x 0-0 FC3-6 S 1B 1-2f ①		x 0-0 B3 ②		x 0-0 1B			BBBB 4-0 4-3 1B BB		3	2	1	0	1	0	1
Keith Hernandez, L (1, 3) OBP: 0.404, SLG: 0.442	SSS 0-3 K 1-2 ②		SSS 0-3 K ③		SSS 0-3 K ②			x 0-0 4-3 1-2 ①		4	0	0	0	0	3	3
Gary Carter, R (1, 2) OBP: 0.338, SLG: 0.427	x 0-0 2-H 1B			x 0-0 E8 4-3 1B 1B	x 0-0 F8 ③			4-0 BB 1B 1B IBB		3	2	2	1	1	0	1
Mookie Wilson, S (1, 7) OBP: 0.361, SLG: 0.459	SSS 0-3 K ③			x 0-0 4-3 2-3 ①		x 0-0 4-3 ①		x 0-0 BB 1-2 2-H 1B 1B		4	1	1	1	0	1	2
Danny Heep, L (1, 9) OBP: 0.380, SLG: 0.416		x 0-0 G6-3 1B		x 0-0 G3 ②		x 0-0 4-3 ②		BBBB 4-0 1B 1-2 2-3 BB		3	0	1	0	1	0	1
Howard Johnson, S (1, 5) OBP: 0.345, SLG: 0.456		x 0-0 G6-3 1-2f ① ②		4-0 1B IBB		x 0-0 F9 ③		x 0-0 1-2 2-H 3-H 1B		3	0	1	2	1	0	1
Rafael Santana, R (1, 6) OBP: 0.285, SLG: 0.258		x 0-0 1B		x 0-0 1-2 3-H 1B			x 0-0 F8 ① SSS	0-3 K ②		4	0	2	1	0	1	2
Sid Fernandez, L (1, 1) OBP: 0.210, SLG: 0.233		x 0-0 F4 ③		x 0-0 G3 ③			x 0-0 6-3 ②	x 0-0 4-3 ③		2	0	0	0	0	0	3
Ed Hearn, R (7, PH) OBP: 0.328, SLG: 0.421										1	0	0	0	0	0	0
Roger McDowell, R (8, 1) OBP: 0.353, SLG: 0.313										1	0	0	0	0	0	2
Inning Stats	R: 1 H: 1 E: 0 LOB: 1 K: 2 BB: 1 S: 8 P: 12	R: 0 H: 2 E: 0 LOB: 1 K: 0 BB: 0 S: 4 P: 4	R: 0 H: 0 E: 0 LOB: 0 K: 1 BB: 0 S: 5 P: 5	R: 1 H: 2 E: 1 LOB: 2 K: 0 BB: 1 S: 5 P: 9	R: 0 H: 1 E: 0 LOB: 1 K: 2 BB: 0 S: 8 P: 8	R: 0 H: 0 E: 0 LOB: 0 K: 0 BB: 0 S: 3 P: 3	R: 0 H: 0 E: 0 LOB: 0 K: 0 BB: 0 S: 3 P: 3	R: 3 H: 2 E: 0 LOB: 2 K: 1 BB: 3 S: 7 P: 19		1B: 8 SF: 0 2B: 0 SAC: 0 3B: 0 DP: 1 HR: 0 HBP: 0						WP: 0 PA: 36 PB: 0 SB: 1 CS: 0	

PITCHER		IP	WLS	BF	H	R	ER	SO	BB	IBB	HBP	BLK	WP	HR	S	P	ERA	WHIP
Kelly Downs, R ERA: 3.78	(1, 1)	6.0		25	6	2	2	5	1	1	0	0	0	0	33	41	3.00	1.167
Mark Davis, L ERA: 2.89	(7, 1)	1.1	L	6	0	2	2	0	1	1	0	0	0	0	4	12	13.50	0.750
Scott Garrelts, R ERA: 3.45	(8, 1)	0.0		3	2	1	1	0	1	0	0	0	0	0	2	6	∞	∞
Frank Williams, R ERA: 1.45	(8, 1)	0.2		2	0	0	0	1	0	0	0	0	0	0	4	4	0.00	0.000

PITCHER	IP	WLS	BF	H	R	ER	SO	BB	IBB	HBP	BLK	WP	HR	S	P	ERA	WHIP

BOTTOM

San Francisco Giants @ New York Mets

Shea Stadium, Flushing, NY

Mon Sep 01 1986, 3:33 AM EDT

Att. 44,272 - Unknown

livebaseballscorecards.com

AB	31
R	5
H	8
RBI	5
BB	5
SO	6
LOB	16

Batter	1	2	3	4	5	6	7	8	9	AB	R	H	RBI	BB	SO	LOB
Dan Gladden, R (1, 8) OBP: 0.366, SLG: 0.359	F9			F8	K		F8 1-2			4	0	0	0	0	1	3
Robby Thompson, R (1, 4) OBP: 0.327, SLG: 0.371	F9			3B 1B		F9		5-3		4	1	1	0	0	0	0
Will Clark, L (1, 3) OBP: 0.338, SLG: 0.455	K			F9		K		F9		3	0	0	0	0	2	1
Luis Quinones, S (7, 5) OBP: 0.234, SLG: 0.311										1	0	0	0	0	0	0
Candy Maldonado, R (1, 7) OBP: 0.309, SLG: 0.482		K		1-H 3B		HR 2B		FC5-4 1B		4	1	3	1	0	1	0
(8, 9)																
Chili Davis, S (1, 9) OBP: 0.366, SLG: 0.402		K		K		HR IBB		FC5-4 1-2f		3	1	0	0	1	2	2
Scott Garrelts, R (8, 1) OBP: 0.200, SLG: 0.205										0	0	0	0	0	0	0
Bob Brenly, R (1, 5) OBP: 0.357, SLG: 0.386		F8			1B 1B	1-H 2-H HR			BB SH1-3	3	1	2	3	1	0	0
(7, 3)																
Bob Melvin, R (1, 2) OBP: 0.272, SLG: 0.335			K		1-3 G3 1B	K			SH1-3 1-2	3	0	1	0	0	2	0
Jose Uribe, S (1, 6) OBP: 0.302, SLG: 0.281			BB CS		G3 1-2		BB CS		BB G4-6-3	1	0	0	0	3	0	2
Mike Krukow, R (1, 1) OBP: 0.179, SLG: 0.169			F8 1-2		K		K		G4-6-3 1-2f	3	0	0	0	0	2	4
Mark Davis, L (8, 1) OBP: 0.143, SLG: 0.286										0	0	0	0	0	0	0
Randy Kutcher, R (8, 7) OBP: 0.266, SLG: 0.413										1	0	0	0	0	0	2
Inning Stats	R: 0 E: 0 K: 1 S: 5 H: 0 LOB: 0 BB: 0 P: 5	R: 0 E: 0 K: 2 S: 7 H: 0 LOB: 0 BB: 0 P: 7	R: 0 E: 0 K: 1 S: 4 H: 0 LOB: 0 BB: 1 P: 8	R: 1 E: 0 K: 1 S: 7 H: 2 LOB: 1 BB: 0 P: 7	R: 0 E: 0 K: 2 S: 9 H: 2 LOB: 2 BB: 0 P: 9	R: 3 E: 0 K: 2 S: 9 H: 2 LOB: 0 BB: 1 P: 13	R: 0 E: 0 K: 1 S: 4 H: 0 LOB: 0 BB: 1 P: 8	R: 0 E: 0 K: 0 S: 4 H: 1 LOB: 1 BB: 0 P: 4	R: 0 E: 0 K: 0 S: 2 H: 0 LOB: 1 BB: 2 P: 10	1B: 4 2B: 1 3B: 1 HR: 1 SF: 0 SAC: 1 DP: 1 HBP: 0	WP: 0 PB: 0 SB: 0 CS: 2 PA: 36					

PITCHER		IP	WLS	BF	H	R	ER	SO	BB	IBB	HBP	BLK	WP	HR	S	P	ERA	WHIP
Dwight Gooden, R ERA: 3.03	(1, 1)	7.0	L	28	6	4	4	10	2	1	0	0	0	1	45	57	5.14	1.143
Doug Sisk, R ERA: 2.52	(8, 1)	2.0		8	1	0	0	0	2	0	0	0	0	0	6	14	0.00	1.500

PITCHER		IP	WLS	BF	H	R	ER	SO	BB	IBB	HBP	BLK	WP	HR	S	P	ERA	WHIP

TOP

San Francisco Giants @ New York Mets

Shea Stadium, Flushing, NY

Tue Sep 02 1986, 7:05 PM EDT

Att. 26,166 - Unknown

livebaseballscorecards.com

AB	30
R	4
H	7
RBI	4
BB	5
SO	10
LOB	14

Batter	1	2	3	4	5	6	7	8	9	AB	R	H	RBI	BB	SO	LOB
Lenny Dykstra, L (1, 8) OBP: 0.373, SLG: 0.460	4-6 S 1B		4-3			3-1		1B 1B		4	1	2	0	0	0	0
Wally Backman, S (1, 4) OBP: 0.377, SLG: 0.383	4-6 1-3f		G3			4-3		F8		3	0	0	0	0	0	1
Tim Teufel, R (8, PH) OBP: 0.329, SLG: 0.385 (9, 4)										1	0	0	0	0	0	1
Keith Hernandez, L (1, 3) OBP: 0.404, SLG: 0.441	F8			BBBB L4-3 BB		SSS K		1B 1B 1-3 1B		3	0	1	0	1	1	0
Gary Carter, R (1, 2) OBP: 0.337, SLG: 0.426		F6		F5			F8	1B 1-2 3-H 1B		4	0	1	1	0	0	1
Lee Mazzilli, S (1, 9) OBP: 0.371, SLG: 0.331		SSS K		L4-3 1-2			SSS K 1B 6-3	G6-4-3 1-2 2-3 1B		4	1	1	0	0	2	1
Mookie Wilson, S (1, 7) OBP: 0.363, SLG: 0.460		BB 1B			SSS K		6-3 1-3 1B	G6-4-3 1-2f		4	1	2	0	0	1	3
Ray Knight, R (1, 5) OBP: 0.352, SLG: 0.417		BBBB 1-2 BB		5-3			6-3 1-2 3-H		BBBB G1-4-3 BB	2	0	0	1	2	0	1
Rafael Santana, R (1, 6) OBP: 0.286, SLG: 0.260		6-3			1B		2-H 1B		G1-4-3 1-2f	2	0	1	0	0	0	2
Danny Heep, L (7, PH) OBP: 0.383, SLG: 0.420										1	0	1	1	0	0	0
Kevin Elster, R (8, 6)										0	0	0	0	0	0	0
Kevin Mitchell, R (9, PH) OBP: 0.355, SLG: 0.495										1	0	0	0	0	0	1
Dwight Gooden, R (1, 1) OBP: 0.119, SLG: 0.123			F8		B2-3		F4	F8		2	0	0	0	0	0	1
Darryl Strawberry, L (7, PH) OBP: 0.359, SLG: 0.488										1	0	0	0	0	0	1
Doug Sisk, R (8, 1)										0	0	0	0	0	0	0
Howard Johnson, S (9, PH) OBP: 0.343, SLG: 0.453										1	0	0	0	0	0	0
Inning Stats	R: 0 E: 0 K: 0 S: 3 H: 1 LOB: 0 BB: 0 P: 3	R: 0 E: 0 K: 1 S: 6 H: 1 LOB: 2 BB: 1 P: 10	R: 0 E: 0 K: 0 S: 3 H: 0 LOB: 0 BB: 0 P: 3	R: 0 E: 0 K: 0 S: 2 H: 0 LOB: 0 BB: 1 P: 6	R: 0 E: 0 K: 1 S: 6 H: 1 LOB: 1 BB: 0 P: 6	R: 0 E: 0 K: 1 S: 5 H: 0 LOB: 0 BB: 0 P: 5	R: 2 E: 0 K: 1 S: 8 H: 2 LOB: 1 BB: 0 P: 8	R: 1 E: 0 K: 0 S: 6 H: 4 LOB: 2 BB: 0 P: 6	R: 0 E: 0 K: 0 S: 2 H: 0 LOB: 0 BB: 1 P: 6	1B: 9 2B: 2 3B: 0 HR: 0	SF: 0 SAC: 0 DP: 4 HBP: 0		WP: 1 PB: 0 SB: 1 CS: 0	PA: 36			

PITCHER		IP	WLS	BF	H	R	ER	SO	BB	IBB	HBP	BLK	WP	HR	S	P	ERA	WHIP
Mike Krukow, R ERA: 3.3	(1, 1)	7.0	W	27	5	2	2	4	2	0	0	0	1	0	33	41	2.57	1.000
Mark Davis, L ERA: 3.0	(8, 1)	0.1		3	2	1	1	0	0	0	0	0	0	0	3	3	27.00	6.000
Scott Garrelts, R ERA: 3.41	(8, 1)	1.2	S	6	2	0	0	0	1	0	0	0	0	0	5	9	0.00	1.800

PITCHER	IP	WLS	BF	H	R	ER	SO	BB	IBB	HBP	BLK	WP	HR	S	P	ERA	WHIP

BOTTOM

San Francisco Giants @ New York Mets

Shea Stadium, Flushing, NY

Tue Sep 02 1986, 7:05 PM EDT

Att. 26,166 - Unknown

livebaseballscorecards.com

AB	33
R	3
H	9
RBI	3
BB	3
SO	4
LOB	13

Batter	1	2	3	4	5	6	7	8	9	AB	R	H	RBI	BB	SO	LOB
Dan Gladden, R (1, 8) OBP: 0.362, SLG: 0.355	S S S 0-3 ① K			x 0-0 ① F9		x 0-0 ③ 6-3		x 0-0 ③ 6-3		4	0	0	0	0	1	0
Robby Thompson, R (1, 4) OBP: 0.326, SLG: 0.372	x 0-0 ② F8			x 0-0 2B			x 0-0 ① F9		S S S 0-3 ① K	4	0	1	0	0	1	0
Joel Youngblood, R (1, 7) OBP: 0.297, SLG: 0.374	x 0-0 ③ 6-3			S S S 0-3 ② K			B B B B 4-0 1B 2B BB		x 0-0 ② 1-3	3	1	0	0	1	1	1
Candy Maldonado, R (1, 9) OBP: 0.308, SLG: 0.479		x 0-0 ① F9		S S S 0-3 ③ K			x 0-0 2B 1-2 SF8 1B		x 0-0 ③ 5-3	4	1	1	0	0	1	1
Bob Brenly, R (1, 3) OBP: 0.357, SLG: 0.388		x 0-0 ② L5			x 0-0 ① F8		x 0-0 1-3 2-H 2B			3	0	1	1	0	0	0
Bob Melvin, R (1, 2) OBP: 0.269, SLG: 0.332		x 0-0 ③ F8			x 0-0 ② 5-3		x 0-0 ② SF8 3-H			2	0	0	1	0	0	0
Luis Quinones, S (1, 5) OBP: 0.228, SLG: 0.303			S S S 0-3 ① K		x 0-0 ③ 5-3		x 0-0 ③ F8			2	0	0	0	0	1	0
Jeff Robinson, R (5, 1) OBP: 0.083, SLG: 0.091										0	0	0	0	0	0	0
Mark Davis, L (6, 1) OBP: 0.143, SLG: 0.286										0	0	0	0	0	0	0
Chili Davis, S (7, PH) OBP: 0.366, SLG: 0.401										1	0	0	0	0	0	1
Frank Williams, R (7, 1) OBP: 0.500, SLG: 0.500										0	0	0	0	0	0	0
Jose Uribe, S (1, 6) OBP: 0.300, SLG: 0.278			x 0-0 ② F8			x 0-0 ① B1-3		x 0-0 ① F3		3	0	0	0	0	0	0
Terry Mulholland, R (1, 1) OBP: 0.067, SLG: 0.067			S S S 0-3 ③ K			x 0-0 ② F2		S S S 0-3 ② K		1	0	0	0	0	1	0
Juan Berenguer, R (4, 1) OBP: 0.167, SLG: 0.167										0	0	0	0	0	0	0
Randy Kutcher, R (5, 5) OBP: 0.263, SLG: 0.407										2	0	0	0	0	1	0
Inning Stats	R: 0 E: 0 K: 1 S: 5 H: 0 LOB: 0 BB: 0 P: 5	R: 0 E: 0 K: 0 S: 3 H: 0 LOB: 0 BB: 0 P: 3	R: 0 E: 0 K: 2 S: 7 H: 0 LOB: 0 BB: 0 P: 7	R: 0 E: 0 K: 2 S: 8 H: 1 LOB: 1 BB: 0 P: 8	R: 0 E: 0 K: 0 S: 3 H: 0 LOB: 0 BB: 0 P: 3	R: 0 E: 0 K: 0 S: 3 H: 0 LOB: 0 BB: 0 P: 3	R: 2 E: 0 K: 0 S: 5 H: 2 LOB: 1 BB: 1 P: 9	R: 0 E: 0 K: 1 S: 5 H: 0 LOB: 0 BB: 0 P: 5	R: 0 E: 0 K: 1 S: 5 H: 0 LOB: 0 BB: 0 P: 5	1B: 1 2B: 2 3B: 0 HR: 0	SF: 1 SAC: 0 DP: 0 HBP: 0						

TOP

San Francisco Giants @ New York Mets

Shea Stadium, Flushing, NY

Wed Sep 03 1986, 7:05 PM EDT

Att. 25,851 - Unknown

livebaseballscorecards.com

AB	29
R	2
H	3
RBI	2
BB	1
SO	7
LOB	3

WP: 0 PB: 0 SB: 0 CS: 0 PA: 31

PITCHER		IP	WLS	BF	H	R	ER	SO	BB	IBB	HBP	BLK	WP	HR	S	P	ERA	WHIP
Bob Ojeda, L ERA: 2.63	(1, 1)	9.0	W	31	3	2	2	7	1	0	0	0	0	0	44	48	2.00	0.444

PITCHER	IP	WLS	BF	H	R	ER	SO	BB	IBB	HBP	BLK	WP	HR	S	P	ERA	WHIP

Batter	1	2	3	4	5	6	7	8	9	AB	R	H	RBI	BB	SO	LOB
Lenny Dykstra, L (1, 8) OBP: 0.376, SLG: 0.457	BBBB 4-0 S E BB	BBBB 4-0 1-2 BB		BBBB 4-0 S BB		x 0-0 ① 1-3		x 0-0 ③ 4-3		2	1	0	0	3	0	1
Mookie Wilson, S (1, 7) OBP: 0.362, SLG: 0.455	BBBB 4-0 E 1-2 SF8 BB	x 0-0 ③ F9		SSS 0-3 ③ K 1-2		x 0-0 ② F9				3	1	0	0	1	1	3
Keith Hernandez, L (1, 3) OBP: 0.403, SLG: 0.439	x 0-0 E6 CS BB 1-3 2-H	x 0-0 ① 1-3		x 0-0 E4 F9 1B 1B		SSS 0-3 ③ K				4	1	1	0	0	1	1
Gary Carter, R (1, 2) OBP: 0.334, SLG: 0.422	x 0-0 ① SF8 3-H	x 0-0 ② F2			x 0-0 ① F9 2-3		x 0-0 ① 6-3			3	0	0	1	0	0	1
Kevin Mitchell, R (1, 9) OBP: 0.360, SLG: 0.495	BBBB 4-0 1-2 BB	x 0-0 1B 1B 1B			BBBB 4-0 BB 1B BB		SSS 0-3 ② K			2	1	1	0	2	1	0
Ray Knight, R (1, 5) OBP: 0.353, SLG: 0.418	SSS 0-3 ② K	x 0-0 1B 1-2 1B 1B			x 0-0 BB 1-2 3-H 1B		x 0-0 ③ F8			4	0	2	1	0	1	2
Tim Teufel, R (1, 4) OBP: 0.333, SLG: 0.386 Wally Backman, S (8, PH) (9, 4) OBP: 0.376, SLG: 0.382	0-0 ③ CS 2-3	x 0-0 ① F3	x 0-0 ③ 1-H 2-H 1B		BBBB 4-0 1-2 2-3 BB			x 0-0 ① 1-3		2 1	0 0	1 0	1 0	1 0	0 0	0 0
Rafael Santana, R (1, 6) OBP: 0.285, SLG: 0.258 Darryl Strawberry, L (5, PH) OBP: 0.358, SLG: 0.487 Kevin Elster, R (6, 6) OBP: 1.000, SLG: 1.000		x 0-0 ② 6-3		x 0-0 ① F9	SSS 0-3 ② K			x 0-0 SH2-4 1B		2 1 1	0 0 0	0 0 1	0 0 0	0 0 0	0 1 0	0 3 0
Bob Ojeda, L (1, 1) OBP: 0.113, SLG: 0.098		BBBB 4-0 BB BB		SSS 0-3 ② K	x 0-0 ③ F7			x 0-0 ② SH2-4 1-2		2	0	0	0	1	1	3
Inning Stats	R: 2 E: 1 K: 1 S: 5 H: 0 LOB: 1 BB: 3 P: 17	R: 0 E: 0 K: 0 S: 3 H: 0 LOB: 2 BB: 2 P: 11	R: 1 E: 0 K: 0 S: 5 H: 3 LOB: 2 BB: 0 P: 5	R: 0 E: 0 K: 2 S: 7 H: 0 LOB: 1 BB: 1 P: 11	R: 1 E: 1 K: 1 S: 7 H: 2 LOB: 3 BB: 2 P: 15	R: 0 E: 0 K: 1 S: 5 H: 0 LOB: 0 BB: 0 P: 5	R: 0 E: 0 K: 1 S: 5 H: 0 LOB: 0 BB: 0 P: 5	R: 0 E: 0 K: 0 S: 4 H: 1 LOB: 1 BB: 0 P: 4		1B: 6 2B: 0 3B: 0 HR: 0	SF: 1 SAC: 1 DP: 0 HBP: 0			WP: 0 PB: 0 SB: 2 CS: 1	PA: 38	

PITCHER		IP	WLS	BF	H	R	ER	SO	BB	IBB	HBP	BLK	WP	HR	S	P	ERA	WHIP
Terry Mulholland, L ERA: 4.19	(1, 1)	3.0	L	16	3	3	2	1	5	0	0	0	0	0	13	33	6.00	2.667
Juan Berenguer, R ERA: 2.76	(4, 1)	1.1		8	2	1	1	2	2	0	0	0	0	0	10	18	6.75	3.000
Jeff Robinson, R ERA: 3.59	(5, 1)	1.0		4	0	0	0	1	1	0	0	0	0	0	5	9	0.00	1.000
Mark Davis, L ERA: 2.97	(6, 1)	0.2		2	0	0	0	1	0	0	0	0	0	0	4	4	0.00	0.000
Frank Williams, R ERA: 1.37	(7, 1)	2.0		7	1	0	0	1	0	0	0	0	0	0	9	9	0.00	0.500

PITCHER	IP	WLS	BF	H	R	ER	SO	BB	IBB	HBP	BLK	WP	HR	S	P	ERA	WHIP

BOTTOM

San Francisco Giants @ New York Mets

Shea Stadium, Flushing, NY

Wed Sep 03 1986, 7:05 PM EDT

Att. 25,851 - Unknown

livebaseballscorecards.com

AB	27
R	4
H	6
RBI	3
BB	8
SO	6
LOB	14

San Diego Padres @ New York Mets

Shea Stadium, Flushing, NY

Sat Sep 06 1986, 3:33 AM EDT

Att. 46,879 - Unknown

TOP

livebaseballscorecards.com

Batter	1	2	3	4	5	6	7	8	9	AB	R	H	RBI	BB	SO	LOB
Tim Flannery, L (1, 4) OBP: 0.387, SLG: 0.362	F8	F8		F8		F8		G3		5	0	0	0	0	0	4
Tony Gwynn, L (1, 9) OBP: 0.388, SLG: 0.479	2B		K	1B		L8			F7	5	0	2	0	0	1	0
John Kruk, L (1, 7) OBP: 0.417, SLG: 0.444	K		2B 1B	1-2 1B			FC6 1-3 1B		F8	4	1	3	0	0	1	1
Marvell Wynne, L (7, PR) (7, 8) OBP: 0.282, SLG: 0.398										0	0	0	0	0	0	0
Carmelo Martinez, R (9, PH) OBP: 0.348, SLG: 0.391										1	0	0	0	0	0	0
Kevin McReynolds, R (1, 8) (7, 7) OBP: 0.360, SLG: 0.497	1-3		1-H 1B 2B	F7			1-3 1-2		6-3	5	1	1	1	0	0	4
Steve Garvey, R (1, 3) OBP: 0.290, SLG: 0.425		HR	2-H BB 1B 1B		K		FC6 2-3			4	1	2	2	0	1	2
Terry Kennedy, L (1, 2) OBP: 0.320, SLG: 0.393		4-3	BBBB 1-2 1B BB		L8		K			3	0	0	0	1	1	1
Graig Nettles, L (1, 5) OBP: 0.289, SLG: 0.379		1B 1B	F8		FC6-4 1B			L9 2B		4	0	3	0	0	0	2
Bip Roberts, S (8, PR) OBP: 0.271, SLG: 0.288										0	0	0	0	0	0	0
Jerry Royster, R (8, 5) OBP: 0.336, SLG: 0.378										0	0	0	0	0	0	0
Garry Templeton, S (1, 6) OBP: 0.283, SLG: 0.298		K	1-2 2-H 1B		FC6-4 1-2f			L9 2-3		4	0	1	0	0	1	3
Andy Hawkins, R (1, 1) OBP: 0.183, SLG: 0.186		1-3 1B		K		F3		K		4	0	1	0	0	2	2
Craig Lefferts, L (8, 1) OBP: 0.143, SLG: 0.571										0	0	0	0	0	0	0
Lance McCullers, S (8, 1) OBP: 0.167, SLG: 0.095										0	0	0	0	0	0	0

	AB	39
	R	3
	H	13
	RBI	3
	BB	1
	SO	7
	LOB	19

Inning Stats	1	2	3	4	5	6	7	8	9	1B: 9	SF: 0	WP: 0	PA: 40
	R: 0 E: 0 K: 1 S: 6	H: 1 LOB: 1 BB: 0 P: 6	R: 1 E: 0 K: 1 S: 8	H: 3 LOB: 2 BB: 0 P: 8	R: 2 E: 0 K: 1 S: 8	H: 4 LOB: 2 BB: 1 P: 12	R: 0 E: 0 K: 1 S: 7	H: 2 LOB: 2 BB: 0 P: 7	R: 0 E: 0 K: 1 S: 6	H: 1 LOB: 1 BB: 0 P: 6	R: 0 E: 0 K: 0 S: 3	H: 0 LOB: 0 BB: 0 P: 3	R: 0 E: 0 K: 1 S: 6	H: 1 LOB: 1 BB: 0 P: 6	R: 0 E: 0 K: 1 S: 6	H: 1 LOB: 2 BB: 0 P: 6	R: 0 E: 0 K: 0 S: 3	H: 0 LOB: 0 BB: 0 P: 3	2B: 3 3B: 0 HR: 1	SAC: 0 DP: 0 HBP: 0	PB: 0 SB: 0 CS: 0	

PITCHER	IP	WLS	BF	H	R	ER	SO	BB	IBB	HBP	BLK	WP	HR	S	P	ERA	WHIP
Ron Darling, R (1, 1) ERA: 3.11	7.0		33	12	3	3	6	1	0	0	0	0	1	44	48	3.86	1.857
Jesse Orosco, L (8, 1) ERA: 2.33	2.0	W	7	1	0	0	1	0	0	0	0	0	0	9	9	0.00	0.500

PITCHER	IP	WLS	BF	H	R	ER	SO	BB	IBB	HBP	BLK	WP	HR	S	P	ERA	WHIP

Batter	1	2	3	4	5	6	7	8	9	AB	R	H	RBI	BB	SO	LOB
Lenny Dykstra, L (1, 8) OBP: 0.377, SLG: 0.460	1B		F9		4-3			SH1-4 1B 2B		4	1	2	0	0	0	0
Wally Backman, S (1, 4) OBP: 0.379, SLG: 0.382	1-2 1B		BBBB 2B BB		L8			SH1-4 2-3		2	1	1	0	1	0	0
Keith Hernandez, L (1, 3) OBP: 0.404, SLG: 0.442	F7		1-H 2B			4-3		HR 1B 3-H		4	0	2	2	0	0	2
Gary Carter, R (1, 2) OBP: 0.335, SLG: 0.438	F6		6-3			HR		1-2 HR		4	2	2	2	0	0	3
Darryl Strawberry, L (1, 9) OBP: 0.355, SLG: 0.482	1-4-3			F8		G3		SSS K		4	0	0	0	0	1	2
Mookie Wilson, S (1, 7) OBP: 0.358, SLG: 0.451		SSS K		SSS K		SSS K				3	0	0	0	0	3	0
Ray Knight, R (1, 5) OBP: 0.354, SLG: 0.418 Howard Johnson, S (4, PR) OBP: 0.341, SLG: 0.451 (5, 5)		L4		1B			F6			2 1	0 0	1 0	0 0	0 0	0 0	0 0
Kevin Elster, R (1, 6) OBP: 0.250, SLG: 0.250		5-3		F6			SSS K			3	0	0	0	0	1	1
Ron Darling, R (1, 1) OBP: 0.141, SLG: 0.132 Lee Mazzilli, S (7, PH) OBP: 0.368, SLG: 0.328 Jesse Orosco, R (8, 1)			G3		1-3		SSS K			2 1 0	0 0 0	0 0 0	0 0 0	0 1 0	0 0 0	0 0 0
Inning Stats	R: 0 E: 0 K: 0 S: 5 H: 2 LOB: 2 BB: 0 P: 5	R: 0 E: 0 K: 1 S: 5 H: 0 LOB: 0 BB: 0 P: 5	R: 1 E: 0 K: 0 S: 4 H: 1 LOB: 1 BB: 1 P: 8	R: 0 E: 0 K: 1 S: 6 H: 1 LOB: 1 BB: 0 P: 6	R: 0 E: 0 K: 0 S: 3 H: 0 LOB: 0 BB: 0 P: 3	R: 1 E: 0 K: 1 S: 6 H: 1 LOB: 0 BB: 0 P: 6	R: 0 E: 0 K: 2 S: 7 H: 0 LOB: 0 BB: 0 P: 7	R: 2 E: 0 K: 1 S: 7 H: 3 LOB: 0 BB: 0 P: 7		1B: 4 2B: 2 3B: 0 HR: 2 SF: 0 SAC: 1 DP: 0 HBP: 0						

PITCHER		IP	WLS	BF	H	R	ER	SO	BB	IBB	HBP	BLK	WP	HR	S	P	ERA	WHIP
Andy Hawkins, R ERA: 4.33	(1, 1)	7.0		28	6	3	3	5	1	0	0	0	0	1	37	41	3.86	1.000
Craig Lefferts, L ERA: 2.46	(8, 1)	0.1		2	1	0	0	0	0	0	0	0	0	0	2	2	0.00	3.000
Lance McCullers, R ERA: 2.52	(8, 1)	0.2	L	2	1	1	1	1	0	0	0	0	0	1	4	4	13.50	1.500

PITCHER	IP	WLS	BF	H	R	ER	SO	BB	IBB	HBP	BLK	WP	HR	S	P	ERA	WHIP

BOTTOM

San Diego Padres @ New York Mets

Shea Stadium, Flushing, NY

Sat Sep 06 1986, 3:33 AM EDT

Att. 46,879 - Unknown

livebaseballscorecards.com

AB	30
R	4
H	8
RBI	4
BB	1
SO	6
LOB	8

WP: 0	PA: 32		
PB: 0			
SB: 0			
CS: 0			

Batter	1	2	3	4	5	6	7	8	9	AB	R	H	RBI	BB	SO	LOB
Tim Flannery, L (1, 4) OBP: 0.383, SLG: 0.358	4-3		L7			K		F7		4	0	0	0	0	1	3
Tony Gwynn, L (1, 9) OBP: 0.385, SLG: 0.475	4-3			F7		F8		L1		4	0	0	0	0	0	2
John Kruk, L (1, 7) OBP: 0.412, SLG: 0.438	4-3			6-3		K			1B	3	0	0	0	0	1	0
Gene Walter, L (6, 1) OBP: 0.300, SLG: 0.333										0	0	0	0	0	0	0
Jerry Royster, R (9, PH) OBP: 0.339, SLG: 0.381										1	0	1	0	0	0	0
Kevin McReynolds, R (1, 8) OBP: 0.357, SLG: 0.492		K		F9			5-3		F9	4	0	0	0	0	1	1
Carmelo Martinez, R (1, 3) (6, 7) OBP: 0.346, SLG: 0.388		P5			1-3		6-3		FC6-4 1-2 1B	4	0	1	0	0	0	0
Terry Kennedy, L (1, 2) OBP: 0.317, SLG: 0.389		F7			4-3		K		K	4	0	0	0	0	2	2
Graig Nettles, L (1, 5) OBP: 0.291, SLG: 0.377			F7		FC6-4 BB			E BB	FC6-4 1-2f	2	0	0	0	2	0	2
Garry Templeton, S (1, 6) OBP: 0.283, SLG: 0.298			SH1-3 1B		FC6-4 1-2f			L7		3	0	1	0	0	0	2
Dave LaPoint, L (1, 1)										0	0	0	0	0	0	0
Bob Stoddard, R (4, 1)										0	0	0	0	0	0	0
Dane Iorg, L (6, PH) (6, 3) OBP: 0.258, SLG: 0.363			SH1-3 1-2			HR		E6 1-2		2	1	1	1	0	0	1
Inning Stats	R: 0 E: 0 K: 0 S: 3 H: 0 LOB: 0 BB: 0 P: 3	R: 0 E: 0 K: 1 S: 5 H: 0 LOB: 0 BB: 0 P: 5	R: 0 E: 0 K: 0 S: 4 H: 1 LOB: 1 BB: 0 P: 4	R: 0 E: 0 K: 0 S: 3 H: 0 LOB: 0 BB: 0 P: 3	R: 0 E: 0 K: 0 S: 3 H: 0 LOB: 1 BB: 1 P: 7	R: 1 E: 0 K: 2 S: 8 H: 1 LOB: 0 BB: 0 P: 8	R: 0 E: 0 K: 1 S: 5 H: 0 LOB: 0 BB: 0 P: 5	R: 0 E: 1 K: 0 S: 4 H: 0 LOB: 2 BB: 1 P: 8	R: 0 E: 0 K: 1 S: 7 H: 2 LOB: 2 BB: 0 P: 7	1B: 3 2B: 0 3B: 0 HR: 1 SF: 0 SAC: 1 DP: 0 HBP: 0						

PITCHER	IP	WLS	BF	H	R	ER	SO	BB	IBB	HBP	BLK	WP	HR	S	P	ERA	WHIP
Dwight Gooden, R (1, 1) ERA: 2.94	9.0	W	34	4	1	1	5	2	0	0	0	0	1	42	50	1.00	0.667

PITCHER	IP	WLS	BF	H	R	ER	SO	BB	IBB	HBP	BLK	WP	HR	S	P	ERA	WHIP

TOP

San Diego Padres @ New York Mets

Shea Stadium, Flushing, NY

Sun Sep 07 1986, 3:33 AM EDT

Unknown

livebaseballscorecards.com

AB	31
R	1
H	4
RBI	1
BB	2
SO	5
LOB	13

PA: 34

WP: 0
PB: 0
SB: 0
CS: 0

BOTTOM

San Diego Padres @ New York Mets

Shea Stadium, Flushing, NY

Sun Sep 07 1986, 3:33 AM EDT

Unknown

livebaseballscorecards.com

Batter	1	2	3	4	5	6	7	8	9	AB	R	H	RBI	BB	SO	LOB
Stan Jefferson, S (1, 8) OBP: 0.400, SLG: 0.250	SSS 0-3 ① K	H 1-0 E 2B HBP		x 0-0 2B BB 1B	SSS 0-3 ③ K			x 0-0 ② P4		4	2	1	0	0	2	1
Mookie Wilson, S (1, 7) OBP: 0.362, SLG: 0.455	BBBB 4-0 1B SF8 BB	x 0-0 E5 1-2 2-3 3-H 2B		x 0-0 BB 1-3 2B		x 0-0 ① F3		x 0-0 2-H 1B		4	2	2	2	1	0	2
Kevin Mitchell, R (1, 9) OBP: 0.364, SLG: 0.498	x 0-0 BB 1-3 1B	x 0-0 ② 1-H 2-H 3-H 2B		BBBB 4-0 BB BB		x 0-0 ② F3		x 0-0 ③ F8		4	0	2	3	1	0	1
Gary Carter, R (1, 2) OBP: 0.335, SLG: 0.436	x 0-0 ② SF8 3-H	x 0-0 ③ F8		BBBB 4-0 1-2 2-3 3-H BB		x 0-0 ③ 5-3				2	0	0	2	1	0	0
Ray Knight, R (1, 5) OBP: 0.353, SLG: 0.415	BBBB 4-0 1-2 BB	x 0-0 ① 5-3		x 0-0 ① F3			x 0-0 ① P6			3	0	0	0	1	0	3
Lee Mazzilli, S (1, 3) OBP: 0.365, SLG: 0.325	x 0-0 ③ 5-3	x 0-0 4-3 1B		x 0-0 ② P4			SSS 0-3 ② K			4	0	1	0	0	1	5
Tim Teufel, R (1, 4) OBP: 0.328, SLG: 0.379		x 0-0 E4 S BB E	x 0-0 ② 4-3 1-2	x 0-0 ③ 1-3			x 0-0 ③ 1-3			4	1	0	0	0	0	4
Kevin Elster, R (1, 6) OBP: 0.500, SLG: 0.333		BBBB 4-0 E HBP 1-2 2B BB	IIII 4-0 FC6-4 IBB		SSS 0-3 ① K			x 0-0 SH1-4 1B 1B		2	2	1	0	2	1	0
Dwight Gooden, R (1, 1) OBP: 0.114, SLG: 0.118		SSS 0-3 ① K 2-3	x 0-0 ③ FC6-4 1-2f		x 0-0 ② P9			x 0-0 ① SH1-4 1-2		3	0	0	0	0	1	4
Inning Stats	R: 1 E: 0 K: 1 S: 6 H: 1 LOB: 2 BB: 2 P: 14	R: 4 E: 2 K: 1 S: 7 H: 1 LOB: 0 BB: 1 P: 12	R: 0 E: 0 K: 0 S: 4 H: 1 LOB: 2 BB: 1 P: 8	R: 1 E: 0 K: 0 S: 5 H: 2 LOB: 3 BB: 2 P: 13	R: 0 E: 0 K: 2 S: 7 H: 0 LOB: 0 BB: 0 P: 7	R: 0 E: 0 K: 0 S: 3 H: 0 LOB: 0 BB: 0 P: 3	R: 0 E: 0 K: 1 S: 5 H: 0 LOB: 0 BB: 0 P: 5	R: 1 E: 0 K: 0 S: 5 H: 2 LOB: 1 BB: 0 P: 5		1B: 5 2B: 2 3B: 0 HR: 0	SF: 1 SAC: 1 DP: 0 HBP: 1			WP: 0 PB: 0 SB: 1 CS: 0	PA: 39	

	AB	30
	R	7
	H	7
	RBI	7
	BB	6
	SO	5
	LOB	20

PITCHER		IP	WLS	BF	H	R	ER	SO	BB	IBB	HBP	BLK	WP	HR	S	P	ERA	WHIP
Dave LaPoint, L ERA: 5.23	(1, 1)	3.0	L	22	5	6	2	2	5	1	1	0	0	0	19	44	6.00	3.333
Bob Stoddard, R ERA: 3.09	(4, 1)	2.0		6	0	0	0	2	0	0	0	0	0	0	10	10	0.00	0.000
Gene Walter, L ERA: 4.15	(6, 1)	3.0		11	2	1	1	1	0	0	0	0	0	0	13	13	3.00	0.667

PITCHER	IP	WLS	BF	H	R	ER	SO	BB	IBB	HBP	BLK	WP	HR	S	P	ERA	WHIP

San Diego Padres @ New York Mets

Shea Stadium, Flushing, NY

Sun Sep 07 1986, 3:38 AM EDT

Att. 38,630 - Unknown

TOP

livebaseballscorecards.com

Batter	1	2	3	4	5	6	7	8	9	AB	R	H	RBI	BB	SO	LOB
Jerry Royster, R (1, 5) OBP: 0.339, SLG: 0.377	F2		F2	G4-3 BB		BB FC1-2 1-2 2-3 BB		6-3		2	0	0	0	1	0	1
Tim Flannery, L (6, PH) OBP: 0.384, SLG: 0.356 (6, 5)										1	0	0	0	1	0	0
John Kruk, L (1, 9) OBP: 0.411, SLG: 0.434 (6, 3)	1B		WP 1B 1-2 SF8 BB	G4-3 1-2f		FC1-2 BB 1-2 2-3 3-H		4-3		4	1	1	0	1	0	5
Kevin McReynolds, R (1, 7) OBP: 0.358, SLG: 0.490	F9		SF8 WP E 1-2 2-3 1B		F7	BB 1-2 2-3 3-H		K		4	1	1	1	1	1	1
Carmelo Martinez, R (1, 3) OBP: 0.346, SLG: 0.389	1-3		SF8 1-3 2-H 3-H		1B	3-1			6-3	2	0	1	1	0	0	1
Tony Gwynn, L (6, PH) OBP: 0.384, SLG: 0.473 (6, 9)										2	0	0	0	0	0	3
Bruce Bochy, R (1, 2) OBP: 0.338, SLG: 0.517		4-3	E5 1B 3-H		F8		6-3		F8	4	0	0	0	0	0	1
Terry Kennedy, L (9, PH) OBP: 0.316, SLG: 0.388										1	0	0	0	0	0	0
Garry Templeton, S (1, 6) OBP: 0.286, SLG: 0.300		K	FC4-6 1-2 1B		1-3		1B		BB 1B	4	1	2	0	1	1	1
Marvell Wynne, L (1, 8) OBP: 0.288, SLG: 0.396		BB	FC4-6 1-2f			BB 1B FC1-2	K		1B 1-2	2	0	0	0	3	1	3
Bip Roberts, S (1, 4) OBP: 0.283, SLG: 0.300		F9		SH1-4 1B		FC1-2 BB 1-2 BB 1B	1-2 1B		1-2 2-H 1B	5	1	4	1	0	0	1
Ed Wojna, R (1, 1) OBP: 0.333, SLG: 0.333			1B BB WP 1B	SH1-4 1-2		K	F7		G3	1	1	1	0	0	0	0
Craig Lefferts, L (5, 1) OBP: 0.125, SLG: 0.500										1	0	0	0	0	1	2
Bob Stoddard, R (6, 1)										0	0	0	0	0	0	0
Graig Nettles, L (7, PH) OBP: 0.290, SLG: 0.376										1	0	0	0	0	0	2
Gene Walter, L (7, 1) OBP: 0.300, SLG: 0.333										0	0	0	0	0	0	0
Dane Iorg, L (9, PH) OBP: 0.255, SLG: 0.359										1	0	0	0	0	0	2
Inning Stats	R: 0 E: 0 K: 0 S: 4 H: 1 LOB: 1 BB: 0 P: 4	R: 0 E: 0 K: 1 S: 5 H: 0 LOB: 1 BB: 1 P: 9	R: 3 E: 1 K: 0 S: 7 H: 3 LOB: 2 BB: 1 P: 11	R: 0 E: 0 K: 0 S: 3 H: 1 LOB: 1 BB: 1 P: 7	R: 0 E: 0 K: 0 S: 4 H: 1 LOB: 1 BB: 0 P: 4	R: 1 E: 0 K: 1 S: 6 H: 1 LOB: 3 BB: 3 P: 18	R: 0 E: 0 K: 1 S: 7 H: 2 LOB: 2 BB: 0 P: 7	R: 0 E: 0 K: 1 S: 5 H: 0 LOB: 0 BB: 0 P: 5	R: 1 E: 0 K: 0 S: 4 H: 1 LOB: 2 BB: 2 P: 12	1B: 10 2B: 0 3B: 0 HR: 0	SF: 1 SAC: 1 DP: 1 HBP: 0	WP: 1 PB: 0 SB: 0 CS: 0	PA: 45				

	AB	35
	R	5
	H	10
	RBI	3
	BB	8
	SO	4
	LOB	23

PITCHER		IP	WLS	BF	H	R	ER	SO	BB	IBB	HBP	BLK	WP	HR	S	P	ERA	WHIP
Sid Fernandez, L ERA: 3.57	(1, 1)	5.0		24	6	3	2	1	3	0	0	0	1	0	23	35	3.60	1.800
Doug Sisk, R ERA: 2.63	(6, 1)	1.0	W	7	1	1	1	1	3	0	0	0	0	0	6	18	9.00	4.000
Roger McDowell, R ERA: 2.48	(7, 1)	3.0	S	14	3	1	1	2	2	0	0	0	0	0	16	24	3.00	1.667

PITCHER	IP	WLS	BF	H	R	ER	SO	BB	IBB	HBP	BLK	WP	HR	S	P	ERA	WHIP

Batter	1	2	3	4	5	6	7	8	9	AB	R	H	RBI	BB	SO	LOB
Lenny Dykstra, L (1, 8) OBP: 0.380, SLG: 0.461	1B S 1B 1B	4-3		1B 1B 1B	1-3	BBBB 3-1 SH3 BB				4	2	2	0	1	0	2
Wally Backman, S (1, 4) OBP: 0.386, SLG: 0.388	1B 1B 1B 1-3	S 1B		1B 1B 1B 1-3		BBBB 4-0 S 1B BB	SH3 1-2			3	2	3	0	1	0	0
Keith Hernandez, L (1, 3) OBP: 0.409, SLG: 0.445	1B 1B 1B 1-2 3-H	BBBB 4-0 BB 1-2		1B 1B 1-2 3-H		BBBB 0-0 BB 4-3 BB 1-H 1B	BBBB 4-0 3-1 BB			3	1	3	3	2	0	0
Darryl Strawberry, L (1, 9) OBP: 0.354, SLG: 0.479	F8 SSS	0-3 K		0-0 G5-4-3 1B 1-2 2-3		4-3 1-2	3-1 1-2 2-3			5	0	1	0	0	1	7
Danny Heep, L (1, 7) OBP: 0.389, SLG: 0.418	1B 1B 1-2 2-H	F4	G5-4-3 1-2f			BBBB 4-0 BB BB FC6-4 BB	BB			3	1	1	1	2	0	3
Howard Johnson, S (1, 5) OBP: 0.343, SLG: 0.446	1B 1-3 2-H	F8		F8	BBBB 4-0 FC6-4 BB 1-2 2-3					4	0	1	0	1	0	3
Ed Hearn, R (1, 2) OBP: 0.346, SLG: 0.427	BBBB 4-0 FC6-4 BB	1B	1B FC8-5 1B	BBBB 4-0 FC6-4 BB 1-2 2-3 3-H		SSS 0-3 K				3	0	2	1	2	1	0
Kevin Elster, R (1, 6) OBP: 0.400, SLG: 0.250	FC6-4 1-2f	F3	FC8-5 1-2	FC6-4 1-2 2-3 3-H		L6				2	0	0	0	0	0	4
Dave Magadan, L (5, PH) OBP: 1.000, SLG: 1.000										1	0	1	0	0	0	0
Rafael Santana, R (6, 6) OBP: 0.283, SLG: 0.257										2	0	0	1	0	0	2
Sid Fernandez, L (1, 1) OBP: 0.203, SLG: 0.226	4-3		F7	FC8-5 1-2 2-H	F6	F9				2	0	0	0	0	0	0
Gary Carter, R (5, PH) OBP: 0.334, SLG: 0.435										1	0	0	0	0	0	2
Doug Sisk, R (6, 1)										0	0	0	0	0	0	0
Lee Mazzilli, S (6, PH) OBP: 0.363, SLG: 0.323										1	0	0	0	0	0	2
Roger McDowell, R (7, 1) OBP: 0.333, SLG: 0.294										1	0	0	0	0	0	0
Inning Stats	R: 2 E: 0 K: 0 S: 7 H: 5 LOB: 3 BB: 1 P: 11	R: 0 E: 0 K: 1 S: 6 H: 1 LOB: 2 BB: 1 P: 10	R: 0 E: 0 K: 0 S: 4 H: 1 LOB: 1 BB: 0 P: 4	R: 1 E: 0 K: 0 S: 6 H: 4 LOB: 2 BB: 0 P: 6	R: 0 E: 0 K: 0 S: 5 H: 2 LOB: 2 BB: 0 P: 5	R: 3 E: 0 K: 0 S: 4 H: 1 LOB: 2 BB: 4 P: 20	R: 0 E: 0 K: 0 S: 3 H: 0 LOB: 3 BB: 3 P: 15	R: 0 E: 0 K: 1 S: 5 H: 0 LOB: 0 BB: 0 P: 5		1B: 14 2B: 0 3B: 0 HR: 0 SF: 0 SAC: 1 DP: 1 HBP: 0						

PITCHER		IP	WLS	BF	H	R	ER	SO	BB	IBB	HBP	BLK	WP	HR	S	P	ERA	WHIP
Ed Wojna, R ERA: 3.18	(1, 1)	4.1		26	13	3	3	1	2	0	0	0	0	0	26	34	6.23	3.462
Craig Lefferts, L ERA: 2.72	(5, 1)	1.0	L	7	1	3	3	0	3	0	0	0	0	0	4	16	27.00	4.000
Bob Stoddard, R ERA: 2.92	(6, 1)	0.2		3	0	0	0	0	1	0	0	0	0	0	2	6	0.00	1.500
Gene Walter, L ERA: 4.06	(7, 1)	2.0		9	0	0	0	1	3	0	0	0	0	0	8	20	0.00	1.500

PITCHER	IP	WLS	BF	H	R	ER	SO	BB	IBB	HBP	BLK	WP	HR	S	P	ERA	WHIP

BOTTOM

San Diego Padres @ New York Mets

Shea Stadium, Flushing, NY

Sun Sep 07 1986, 3:38 AM EDT

Att. 38,630 - Unknown

livebaseballscorecards.com

AB	35
R	6
H	14
RBI	6
BB	9
SO	2
LOB	25

WP: 0 PA: 45
PB: 0
SB: 3
CS: 0

Batter	1	2	3	4	5	6	7	8	9	AB	R	H	RBI	BB	SO	LOB
Luis Rivera, R (1, 6) OBP: 0.305, SLG: 0.283	x 0-0 ① F7		S S S 0-3 ② K		x 0-0 ① F8		x 0-0 2-H HR 2B	x 0-0 BB 1B 1B 1B		5	2	2	1	0	1	0
Mitch Webster, S (1, 8) OBP: 0.358, SLG: 0.422	x 0-0 ② 6-3		x 0-0 ③ F8		S S S 0-3 ② K		x 0-0 2-H HR	x 0-0 1-2 BB 1B 1B		5	2	2	2	0	1	0
Tim Raines, S (1, 7) OBP: 0.410, SLG: 0.491	x 0-0 FC5-4 1B			x 0-0 ① L5	x 0-0 ③ F9		x 0-0 1B 1B 1B	B B B B 4-0 1-2 2-3 1B BB		4	1	2	0	1	0	0
Andre Dawson, R (1, 9) OBP: 0.329, SLG: 0.469 Herm Winningham, L (8, 9) OBP: 0.287, SLG: 0.361	x 0-0 ③ FC5-4 1-2f			x 0-0 ② F9		x 0-0 4-3 1B	x 0-0 1-3 1B 1B 1B	x 0-0 1-3 2-H 3-H 1B		5 0	1 0	3 0	2 0	0 0	0 0	1 0
Andres Galarraga, R (1, 3) OBP: 0.333, SLG: 0.390		x 0-0 FC5-3-2 1B 1B	B B B B 4-0 3B BB			S S S 0-3 ① K	x 0-0 1-2 3-H 1B 1B	S S S 0-3 ③ K		4	1	2	1	1	2	3
Jim Wohlford, R (1, 5) OBP: 0.286, SLG: 0.359 Wayne Krenchicki, L (6, 5) OBP: 0.313, SLG: 0.321		x 0-0 1-2 FC5-3-2 1B	x 0-0 1-H 2B 3B			x 0-0 ② ③ 4-3 1-2f	x 0-0 1-2 2-H 1B		x 0-0 ① 4-3	3 2	1 0	2 1	1 1	0 0	0 0	1 0
Tom Foley, L (1, 4) OBP: 0.348, SLG: 0.392		x 0-0 ① F6	x 0-0 3-H 2B				B3 F7		x 0-0 ② 6-3	5	0	1	1	0	0	4
Dann Bilardello, R (1, 2) OBP: 0.220, SLG: 0.228		x 0-0 ② ③ FC5-3-2 1-H 2-3	x 0-0 E5 FC6-4				x 0-0 ② 1-3	x 0-0 ① 6-3	S S S 0-3 ③ K	5	0	0	0	0	1	3
Bob Sebra, R (1, 1) OBP: 0.316, SLG: 0.333			x 0-0 ① F7	x 0-0 ③ FC6-4 1-2f			x 0-0 2B 2B	S S S 0-3 ② K		4	1	1	0	0	1	2
Inning Stats	R: 0 E: 0 K: 0 S: 4 H: 1 LOB: 1 BB: 0 P: 4	R: 0 E: 1 K: 0 S: 4 H: 2 LOB: 1 BB: 0 P: 4	R: 0 E: 0 K: 1 S: 5 H: 0 LOB: 0 BB: 0 P: 5	R: 2 E: 1 K: 0 S: 6 H: 2 LOB: 2 BB: 1 P: 10	R: 0 E: 0 K: 1 S: 5 H: 0 LOB: 0 BB: 0 P: 5	R: 0 E: 0 K: 1 S: 5 H: 1 LOB: 0 BB: 0 P: 5	R: 5 E: 0 K: 0 S: 10 H: 7 LOB: 2 BB: 0 P: 10	R: 2 E: 0 K: 2 S: 10 H: 3 LOB: 2 BB: 1 P: 14	R: 0 E: 0 K: 1 S: 5 H: 0 LOB: 0 BB: 0 P: 5	1B: 11 2B: 5 3B: 1 HR: 1 SF: 0 SAC: 0 DP: 2 HBP: 0						

PITCHER		IP	WLS	BF	H	R	ER	SO	BB	IBB	HBP	BLK	WP	HR	S	P	ERA	WHIP
Bob Ojeda, L ERA: 2.82	(1, 1)	6.2	L	30	10	6	6	3	1	0	0	0	0	1	35	39	8.10	1.650
Rick Anderson, R ERA: 2.95	(7, 1)	1.1		11	6	3	3	2	1	0	0	0	0	0	14	18	20.25	5.250
John Mitchell, R ERA:	(9, 1)	1.0		3	0	0	0	1	0	0	0	0	0	0	5	5	0.00	0.000

PITCHER	IP	WLS	BF	H	R	ER	SO	BB	IBB	HBP	BLK	WP	HR	S	P	ERA	WHIP

TOP

Montreal Expos @ New York Mets

Shea Stadium, Flushing, NY

Mon Sep 08 1986, 7:05 PM EDT

Att. 24,964 - Unknown

livebaseballscorecards.com

AB	42
R	9
H	16
RBI	9
BB	2
SO	6
LOB	14

1B: 11	SF: 0	WP: 0	PA: 44
2B: 5	SAC: 0	PB: 0	
3B: 1	DP: 2	SB: 0	
HR: 1	HBP: 0	CS: 0	

Batter	1	2	3	4	5	6	7	8	9	AB	R	H	RBI	BB	SO	LOB
Lenny Dykstra, L (1, 8) OBP: 0.379, SLG: 0.459	F3		BB 1B		F9			F8		4	0	1	0	0	0	1
Wally Backman, S (1, 4) OBP: 0.384, SLG: 0.384	4-3		BBBB 1-2 BB			F9		4-3		3	0	0	0	1	0	0
Keith Hernandez, L (1, 3) OBP: 0.406, SLG: 0.442	F7		F7			SSS K			3-1	4	0	0	0	0	1	2
Gary Carter, R (1, 2) OBP: 0.333, SLG: 0.433		1B		F7		SSS K			SSS K	4	0	1	0	0	2	0
Darryl Strawberry, L (1, 9) OBP: 0.353, SLG: 0.484		SSS K		F7			F6		HR	4	1	1	1	0	1	1
Mookie Wilson, S (1, 7) OBP: 0.358, SLG: 0.449		F9		F7			F6		G3	4	0	0	0	0	0	1
Ray Knight, R (1, 5) OBP: 0.353, SLG: 0.415		SSS K			F4		1B			3	0	1	0	0	1	1
Rafael Santana, R (1, 6) OBP: 0.281, SLG: 0.254			F4		L4		F6			3	0	0	0	0	0	1
Bob Ojeda, L (1, 1) OBP: 0.125, SLG: 0.111 Rick Anderson, R (7, 1) OBP: 0.100, SLG: 0.100 Lee Mazzilli, S (8, PH) OBP: 0.361, SLG: 0.320 John Mitchell, R (9, 1)			SSS K		1B			SSS K		2 0 1 0	0 0 0 0	1 0 0 0	0 0 0 0	0 0 0 0	1 0 1 0	0 0 0 0
Inning Stats	R: 0 H: 0 E: 0 LOB: 0 K: 0 BB: 0 S: 3 P: 3	R: 0 H: 1 E: 0 LOB: 1 K: 2 BB: 0 S: 8 P: 8	R: 0 H: 1 E: 0 LOB: 2 K: 1 BB: 1 S: 6 P: 10	R: 0 H: 0 E: 0 LOB: 0 K: 0 BB: 0 S: 3 P: 3	R: 0 H: 1 E: 0 LOB: 1 K: 0 BB: 0 S: 4 P: 4	R: 0 H: 0 E: 0 LOB: 0 K: 2 BB: 0 S: 7 P: 7	R: 0 H: 1 E: 0 LOB: 1 K: 0 BB: 0 S: 4 P: 4	R: 0 H: 0 E: 0 LOB: 0 K: 1 BB: 0 S: 5 P: 5	R: 1 H: 1 E: 0 LOB: 0 K: 1 BB: 0 S: 6 P: 6	1B: 4 SF: 0 2B: 0 SAC: 0 3B: 0 DP: 0 HR: 1 HBP: 0						WP: 0 PA: 33 PB: 0 SB: 0 CS: 0	

PITCHER	IP	WLS	BF	H	R	ER	SO	BB	IBB	HBP	BLK	WP	HR	S	P	ERA	WHIP
Bob Sebra, R (1, 1) ERA: 3.92	9.0	W	33	5	1	1	7	1	0	0	0	0	1	46	50	1.00	0.667

PITCHER	IP	WLS	BF	H	R	ER	SO	BB	IBB	HBP	BLK	WP	HR	S	P	ERA	WHIP

BOTTOM

Montreal Expos @ New York Mets

Shea Stadium, Flushing, NY

Mon Sep 08 1986, 7:05 PM EDT

Att. 24,964 - Unknown

livebaseballscorecards.com

AB	32
R	1
H	5
RBI	1
BB	1
SO	7
LOB	7

Montreal Expos @ New York Mets

Shea Stadium, Flushing, NY

Tue Sep 09 1986, 7:05 PM EDT

Att. 26,867 - Unknown

TOP

livebaseballscorecards.com

Batter	1	2	3	4	5	6	7	8	9	AB	R	H	RBI	BB	SO	LOB
Tom Foley, L (1, 4) OBP: 0.345, SLG: 0.392	0-0 1B 1-3 2B		0-0 ① FC3-6 4-3 1-2f		0-0 ① 4-3		0-0 ② 4-3	0-0 ② F5		5	1	1	0	0	0	3
Mitch Webster, S (1, 8) OBP: 0.358, SLG: 0.421	0-0 1-3 9-2 2-3 1B		0-0 ② 4-3 1-2		0-0 ② F7		0-0 1B 1B	S S S 0-3 ③ K		5	0	2	0	0	1	3
Tim Raines, S (1, 7) OBP: 0.410, SLG: 0.490	0-0 ① 1-3 2-3 3-H		0-0 ③ F7		0-0 ③ 3-1		0-0 FC6-4 1-2 1B		0-0 HR 1B	5	1	2	1	0	0	2
Andre Dawson, R (1, 9) OBP: 0.330, SLG: 0.475	0-0 ②③ 9-2 3-Hf			0-0 ① 5-3		0-0 WP 1B 1B	0-0 ③ FC6-4 1-2f		0-0 1-H HR	5	1	2	2	0	0	3
Wayne Krenchicki, L (1, 5) OBP: 0.320, SLG: 0.328		0-0 FC6-4 1B		0-0 HR 1B		0-0 WP 1-2 1B		0-0 ① F7	S S S 0-3 ① K	5	1	3	0	0	1	0
Andres Galarraga, R (1, 3) OBP: 0.338, SLG: 0.411		S S S 0-3 ① K		0-0 1-H HR	S S S 0-3 ① K 1-2 2-3			0-0 WP 1B 1B 1B	0-0 1B 2B	5	3	3	2	0	2	3
Luis Rivera, R (1, 6) OBP: 0.300, SLG: 0.278		S S S 0-3 ② K	S S S 0-3 ② K			0-0 ② F3		0-0 1B WP 1-2 1B	0-0 ② F9	5	1	1	0	0	2	4
Dann Bilardello, R (1, 2) OBP: 0.222, SLG: 0.247 Bob McClure, R (6, 1) OBP: 0.333, SLG: 0.333 Wallace Johnson, S (8, PH) OBP: 0.320, SLG: 0.354 Randy Hunt, R (8, 2) OBP: 0.200, SLG: 0.143		0-0 ③ FC6-4 1-2f		0-0 HR		0-0 ③ F3		0-0 1B 1-3 2-H 1B	0-0 FC6-4 2-H 1B	3 0 1 1	1 0 0 0	1 0 1 1	1 0 1 1	0 0 0 0	0 0 0 0	3 0 0 0
Bryn Smith, R (1, 1) OBP: 0.194, SLG: 0.207 Andy McGaffigan, R (4, 1) OBP: 0.094, SLG: 0.065 Wilfredo Tejada, R (6, 2) Herm Winningham, L (8, PH) OBP: 0.287, SLG: 0.361 Jim Wohlford, R (8, PH) OBP: 0.294, SLG: 0.367 Tim Burke, R (8, 1) Bob Sebra, R (9, PH) OBP: 0.300, SLG: 0.316 Jeff Reardon, R (9, 1) OBP: 0.143, SLG: 0.143			0-0 FC3-6 1B	0-0 ③ F9			S S S 0-3 ① K	0-0 1-2 3-H 1B	0-0 ③ FC6-4 1-2f	2 0 1 0 1 0 1 0	0 0 0 0 0 0 0 0	1 0 0 0 1 0 1 0	0 0 0 0 1 0 1 0	0 0 1 0 0 0 0 0	0 0 0 0 0 0 0 1	0 0 0 0 0 0 0 0
Inning Stats	R: 1 H: 2 E: 0 LOB: 0 K: 0 BB: 0 S: 4 P: 4	R: 0 H: 1 E: 0 LOB: 1 K: 2 BB: 0 S: 8 P: 8	R: 0 H: 1 E: 0 LOB: 1 K: 0 BB: 0 S: 4 P: 4	R: 3 H: 3 E: 0 LOB: 0 K: 1 BB: 0 S: 8 P: 8	R: 0 H: 0 E: 0 LOB: 0 K: 0 BB: 0 S: 3 P: 3	R: 0 H: 2 E: 0 LOB: 2 K: 1 BB: 0 S: 7 P: 7	R: 0 H: 2 E: 0 LOB: 2 K: 1 BB: 0 S: 7 P: 7	R: 2 H: 4 E: 0 LOB: 2 K: 1 BB: 0 S: 9 P: 9	R: 3 H: 4 E: 0 LOB: 1 K: 1 BB: 0 S: 9 P: 9	1B: 14 SF: 0 2B: 3 SAC: 0 3B: 0 DP: 1 HR: 3 HBP: 0						

	AB	45
	R	9
	H	19
	RBI	9
	BB	0
	SO	7
	LOB	22

WP: 2 PA: 45
PB: 0
SB: 0
CS: 0

PITCHER		IP	WLS	BF	H	R	ER	SO	BB	IBB	HBP	BLK	WP	HR	S	P	ERA	WHIP
Rick Aguilera, R ERA: 4.13	(1, 1)	7.0		31	11	4	4	5	0	0	0	0	1	2	41	41	5.14	1.571
Roger McDowell, R ERA: 2.63	(8, 1)	0.1		4	3	2	2	0	0	0	0	0	1	0	4	4	54.00	9.000
Jesse Orosco, L ERA: 2.67	(8, 1)	1.2	L	10	5	3	3	2	0	0	0	0	0	1	14	14	16.20	3.000

PITCHER		IP	WLS	BF	H	R	ER	SO	BB	IBB	HBP	BLK	WP	HR	S	P	ERA	WHIP

Batter	1	2	3	4	5	6	7	8	9	AB	R	H	RBI	BB	SO	LOB
Lenny Dykstra, L (1, 8) OBP: 0.379, SLG: 0.458	3-1	PO, 2-H 1B		1B, 2-H 1B		K			FC1-6, 1-2f	5	1	2	2	0	1	2
Wally Backman, S (1, 4) OBP: 0.382, SLG: 0.382	4-3	PO, 1-2	G3	2-H 1B			6-3		F8	5	0	1	1	0	0	1
Keith Hernandez, L (1, 3) OBP: 0.406, SLG: 0.440	BB		FC5-4, 1B	F8			F8		6-3	4	0	1	0	1	0	2
Gary Carter, R (1, 2) OBP: 0.331, SLG: 0.429	1-3		FC5-4, 1-2f		K		F3			4	0	0	0	0	1	2
Darryl Strawberry, L (1, 9) OBP: 0.354, SLG: 0.491		E, 1B 1B	K		K			HR		4	2	2	1	0	2	1
Danny Heep, L (1, 7) OBP: 0.386, SLG: 0.426		E6, 5-3, 1-3 1B		2B 3B	L4			L7		4	2	1	0	0	0	1
Mookie Wilson, S (9, 7) OBP: 0.358, SLG: 0.449										0	0	0	0	0	0	0
Ray Knight, R (1, 5) OBP: 0.352, SLG: 0.416		5-3, 1-2		1B, 3-H 2B		K		5-3		4	1	1	1	0	1	2
Rafael Santana, R (1, 6) OBP: 0.283, SLG: 0.257		1-3, 1B, 2-H 3-H 1B		6-3		SH1-4, 1B		6-3		4	1	2	2	0	0	1
Rick Aguilera, R (1, 1) OBP: 0.234, SLG: 0.318		1-3, 1-2		6-3		SH1-4, 1-2			FC1-6, BB	2	0	0	0	0	0	2
Roger McDowell, R (8, 1) OBP: 0.333, SLG: 0.294										0	0	0	0	0	0	0
Jesse Orosco, R (8, 1)										0	0	0	0	0	0	0
Lee Mazzilli, S (9, PH) OBP: 0.365, SLG: 0.320										0	0	0	0	1	0	0
Inning Stats	R: 0 E: 0 K: 0 S: 3 H: 0 LOB: 1 BB: 1 P: 7	R: 3 E: 1 K: 0 S: 6 H: 3 LOB: 0 BB: 0 P: 6	R: 0 E: 0 K: 1 S: 6 H: 1 LOB: 1 BB: 0 P: 6	R: 3 E: 0 K: 0 S: 7 H: 4 LOB: 1 BB: 0 P: 7	R: 0 E: 0 K: 2 S: 7 H: 0 LOB: 0 BB: 0 P: 7	R: 0 E: 0 K: 2 S: 8 H: 1 LOB: 1 BB: 0 P: 8	R: 0 E: 0 K: 0 S: 3 H: 0 LOB: 0 BB: 0 P: 3	R: 1 E: 0 K: 0 S: 4 H: 1 LOB: 0 BB: 0 P: 4	R: 0 E: 1 K: 0 S: 3 H: 0 LOB: 1 BB: 1 P: 7	1B: 7 2B: 1 3B: 1 HR: 1	SF: 0 SAC: 1 DP: 0 HBP: 0						

PITCHER	IP	WLS	BF	H	R	ER	SO	BB	IBB	HBP	BLK	WP	HR	S	P	ERA	WHIP
Bryn Smith, R (1, 1) ERA: 3.94	3.2		19	7	6	4	1	1	0	0	0	0	0	20	24	9.82	2.182
Andy McGaffigan, R (4, 1) ERA: 2.9	2.0		8	2	0	0	3	0	0	0	0	0	0	14	14	0.00	1.000
Bob McClure, L (6, 1) ERA: 3.38	1.1		4	0	0	0	1	0	0	0	0	0	0	6	6	0.00	0.000
Tim Burke, R (8, 1) ERA: 2.64	1.0	W	4	1	1	1	0	0	0	0	0	0	1	4	4	9.00	1.000
Jeff Reardon, R (9, 1) ERA: 3.64	1.0	S	4	0	0	0	0	1	0	0	0	0	0	3	7	0.00	1.000

Montreal Expos @ New York Mets

Shea Stadium, Flushing, NY

Tue Sep 09 1986, 7:05 PM EDT

Att. 26,867 - Unknown

BOTTOM

livebaseballscorecards.com

AB	36
R	7
H	10
RBI	7
BB	2
SO	5
LOB	14

WP: 0 PB: 0 SB: 0 CS: 0 PA: 40

Montreal Expos @ New York Mets

Shea Stadium, Flushing, NY

Wed Sep 10 1986, 7:05 PM EDT

Att. 31,934 - Unknown

TOP

livebaseballscorecards.com

Batter	1	2	3	4	5	6	7	8	9	AB	R	H	RBI	BB	SO	LOB
Tom Foley, L (1, 4) OBP: 0.339, SLG: 0.385	3-1		F9			F9		F8		4	0	0	0	0	0	1
Mitch Webster, S (1, 8) OBP: 0.363, SLG: 0.425	BB FC4-6		1B			CS 1B		1B 1-3 1B		3	0	3	0	1	0	0
Tim Raines, S (1, 7) OBP: 0.411, SLG: 0.489	FC4-6 S 1-2f		4-3			BB 1-2		1-3 3-H 1B		3	0	1	1	1	0	2
Wayne Krenchicki, L (1, 5) OBP: 0.314, SLG: 0.322	F7 1-2			F8		4-3		K		4	0	0	0	0	1	4
Andres Galarraga, R (1, 3) OBP: 0.333, SLG: 0.404		5-3		6-3			F8	F9		4	0	0	0	0	0	2
Herm Winningham, L (1, 9) OBP: 0.281, SLG: 0.352		K		K			3-1		K	4	0	0	0	0	3	0
Luis Rivera, R (1, 6) OBP: 0.307, SLG: 0.273		HBP WP			5-3		BB		K	2	0	0	0	1	1	0
Wilfredo Tejada, R (1, 2)		K 1-2			6-3		F8		F6	4	0	0	0	0	1	2
Sergio Valdez, R (1, 1)			6-3		1-3					2	0	0	0	0	0	0
Andy McGaffigan, R (7, 1) OBP: 0.094, SLG: 0.065										0	0	0	0	0	0	0
Bob McClure, R (7, 1) OBP: 0.333, SLG: 0.333										0	0	0	0	0	0	0
Wallace Johnson, S (8, PH) OBP: 0.327, SLG: 0.361										1	1	1	0	0	0	0
Bert Roberge, R (8, 1)								1B 1B 1B		0	0	0	0	0	0	0

	AB	31
	R	1
	H	5
	RBI	1
	BB	3
	SO	6
	LOB	11

Inning Stats										
	R: 0	H: 0	R: 0	H: 0	R: 0	H: 1	R: 0	H: 0	R: 0	H: 0
	E: 0	LOB: 1	E: 0	LOB: 1	E: 0	LOB: 1	E: 0	LOB: 0	E: 0	LOB: 0
	K: 0	BB: 1	K: 2	BB: 0	K: 0	BB: 0	K: 1	BB: 0	K: 0	BB: 0
	S: 3	P: 7	S: 7	P: 8	S: 4	P: 4	S: 5	P: 5	S: 3	P: 3

Inning Stats										
	R: 0	H: 1	R: 0	H: 0	R: 1	H: 3	R: 0	H: 0	1B: 5	SF: 0
	E: 0	LOB: 1	E: 0	LOB: 1	E: 0	LOB: 2	E: 0	LOB: 0	2B: 0	SAC: 0
	K: 0	BB: 1	K: 3	BB: 0	K: 1	BB: 0	K: 2	BB: 0	3B: 0	DP: 0
	S: 3	P: 7	S: 3	P: 7	S: 8	P: 8	S: 7	P: 7	HR: 0	HBP: 1

WP: 1 PB: 0 SB: 1 CS: 1 PA: 35

PITCHER		IP	WLS	BF	H	R	ER	SO	BB	IBB	HBP	BLK	WP	HR	S	P	ERA	WHIP
Ron Darling, R ERA: 3.03	(1, 1)	8.0	W	32	5	1	1	4	3	0	1	0	1	0	36	49	1.12	1.000
Roger McDowell, R ERA: 2.61	(9, 1)	1.0		3	0	0	0	2	0	0	0	0	0	0	7	7	0.00	0.000

PITCHER		IP	WLS	BF	H	R	ER	SO	BB	IBB	HBP	BLK	WP	HR	S	P	ERA	WHIP

Montreal Expos @ New York Mets

Shea Stadium, Flushing, NY

Wed Sep 10 1986, 7:05 PM EDT

Att. 31,934 - Unknown

BOTTOM

Batter	1	2	3	4	5	6	7	8	9	AB	R	H	RBI	BB	SO	LOB
Lenny Dykstra, L (1, 8) OBP: 0.379, SLG: 0.456	BBBB 4-0 PB 4-3 HR BB	x 0-0 FC4-6 1B		x 0-0 ① 3-1		x 0-0 ③ 6-3		x 0-0 ② F7		4	1	1	0	1	0	1
Wally Backman, S (1, 4) OBP: 0.382, SLG: 0.382	x 0-0 ① 4-3 1-2	x 0-0 ① FC4-6 BB 1-2f		x 0-0 1B 1B			x 0-0 1-3 1B SF7 1B	x 0-0 ③ 4-3		5	1	2	0	0	0	3
Keith Hernandez, L (1, 3) OBP: 0.410, SLG: 0.450	x 0-0 2-H HR	BBBB 4-0 1-2 BB		x 0-0 G1-4-3 1-3 1B			x 0-0 1-3 1-2 E 1B			3	2	3	2	1	0	0
Gary Carter, R (1, 2) OBP: 0.330, SLG: 0.427	x 0-0 HR 1B	x 0-0 ② F8		x 0-0 ②③ G1-4-3 1-2f			x 0-0 ① 1-3 1-2 2-3			4	1	1	0	0	0	6
Darryl Strawberry, L (1, 9) OBP: 0.351, SLG: 0.488	x 0-0 ② F9	x 0-0 ③ 3-1			x 0-0 ① F7		x 0-0 ② SF7 3-H			3	0	0	1	0	0	3
Mookie Wilson, S (1, 7) OBP: 0.359, SLG: 0.459	x 0-0 1-H HR		x 0-0 ① 6-3		SSS 0-3 ② K		x 0-0 E5 FC5-4 2-H 1B			4	1	2	2	0	1	0
Ray Knight, R (1, 5) OBP: 0.351, SLG: 0.413	BBBB 4-0 1B BB		x 0-0 ② L7		SSS 0-3 ③ K		x 0-0 ③ FC5-4 1-2f			3	0	0	0	1	1	1
Rafael Santana, R (1, 6) OBP: 0.285, SLG: 0.258	x 0-0 1-2 1B		BBBB 4-0 BB			x 0-0 ① 3-1		x 0-0 ① F9		3	0	1	0	1	0	0
Ron Darling, R (1, 1) OBP: 0.135, SLG: 0.127 Lee Mazzilli, S (8, PH) OBP: 0.369, SLG: 0.333 Roger McDowell, R (9, 1) OBP: 0.333, SLG: 0.294	x 0-0 ③ F4		x 0-0 ③ 6-3			x 0-0 ② 6-3		x 0-0 2B		3 1 0	0 0 0	0 1 0	0 0 0	0 0 0	0 0 0	3 0 0
Inning Stats	R: 4 H: 4 E: 0 LOB: 2 K: 0 BB: 2 S: 7 P: 15	R: 0 H: 1 E: 0 LOB: 2 K: 0 BB: 1 S: 4 P: 8	R: 0 H: 0 E: 0 LOB: 1 K: 0 BB: 1 S: 3 P: 7	R: 0 H: 2 E: 0 LOB: 1 K: 0 BB: 0 S: 4 P: 4	R: 0 H: 0 E: 0 LOB: 0 K: 2 BB: 0 S: 7 P: 7	R: 0 H: 0 E: 0 LOB: 0 K: 0 BB: 0 S: 3 P: 3	R: 2 H: 3 E: 1 LOB: 1 K: 0 BB: 0 S: 6 P: 6	R: 0 H: 1 E: 0 LOB: 1 K: 0 BB: 0 S: 4 P: 4		1B: 8 SF: 1 2B: 1 SAC: 0 3B: 0 DP: 1 HR: 2 HBP: 0						WP: 0 PA: 38 PB: 1 SB: 0 CS: 0

livebaseballscorecards.com

	AB	33
	R	6
	H	11
	RBI	5
	BB	4
	SO	2
	LOB	17

PITCHER		IP	WLS	BF	H	R	ER	SO	BB	IBB	HBP	BLK	WP	HR	S	P	ERA	WHIP
Sergio Valdez, R ERA: 7.5	(1, 1)	6.0	L	30	9	6	5	2	4	0	0	0	0	2	30	46	7.50	2.167
Andy McGaffigan, R ERA: 2.89	(7, 1)	0.1		1	0	0	0	0	0	0	0	0	0	0	1	1	0.00	0.000
Bob McClure, L ERA: 3.34	(7, 1)	0.2		3	1	0	0	0	0	0	0	0	0	0	3	3	0.00	1.500
Bert Roberge, R ERA: 7.23	(8, 1)	1.0		4	1	0	0	0	0	0	0	0	0	0	4	4	0.00	1.000

PITCHER	IP	WLS	BF	H	R	ER	SO	BB	IBB	HBP	BLK	WP	HR	S	P	ERA	WHIP

Batter	1	2	3	4	5	6	7	8	9	AB	R	H	RBI	BB	SO	LOB
Mookie Wilson, S (1, 8) OBP: 0.358, SLG: 0.456	6-3		4-3			G6-4-3 1B		K		4	0	1	0	0	1	0
Kevin Mitchell, R (1, 7) OBP: 0.364, SLG: 0.497	FC1-6 1B		6-3			G6-4-3 1-2f		L5		3	0	1	0	0	0	1
Lenny Dykstra, L (8, PH) OBP: 0.378, SLG: 0.455 (8, 8)										1	0	0	0	0	0	0
Keith Hernandez, L (1, 3) OBP: 0.411, SLG: 0.450	FC1-6 FC6-4 1-2f			4-3			BB 1B 1B	1B		4	1	2	0	0	0	1
Gary Carter, R (1, 2) OBP: 0.329, SLG: 0.424	FC6-4 1-2f			F8			1B 2B 1-2 BB	F6		3	1	0	0	1	0	2
Darryl Strawberry, L (1, 9) OBP: 0.350, SLG: 0.486		G3		K			2B 1-2 2-H 1B		G3	4	1	1	1	0	1	0
Ray Knight, R (1, 5) OBP: 0.350, SLG: 0.414		2B			5-3		F8		G3	4	0	1	0	0	0	2
Tim Teufel, R (1, 4) OBP: 0.332, SLG: 0.387		G3			G5-4-3 1B		2B 1-H 2-H		K	3	0	2	2	0	0	1
Wally Backman, S (9, PH) OBP: 0.381, SLG: 0.381										1	0	0	0	0	1	0
Rafael Santana, R (1, 6) OBP: 0.283, SLG: 0.256		6-3			G5-4-3 1-2f		F8			3	0	0	0	0	0	3
Dwight Gooden, R (1, 1) OBP: 0.113, SLG: 0.116			4-3			F3	F9			1	0	0	0	0	0	0
Stan Jefferson, S (6, PH) OBP: 0.333, SLG: 0.200										1	0	0	0	0	0	0
Doug Sisk, R (6, 1)										0	0	0	0	0	0	0
Lee Mazzilli, S (7, PH) OBP: 0.366, SLG: 0.331										1	0	0	0	0	0	1
Rick Anderson, R (7, 1) OBP: 0.100, SLG: 0.100										0	0	0	0	0	0	0
Inning Stats	R: 0 E: 0 K: 0 S: 4 H: 1 LOB: 1 BB: 0 P: 4	R: 0 E: 0 K: 0 S: 4 H: 1 LOB: 1 BB: 0 P: 4	R: 0 E: 0 K: 0 S: 3 H: 0 LOB: 0 BB: 0 P: 3	R: 0 E: 0 K: 1 S: 5 H: 0 LOB: 0 BB: 0 P: 5	R: 0 E: 0 K: 0 S: 3 H: 1 LOB: 0 BB: 0 P: 3	R: 0 E: 0 K: 0 S: 3 H: 1 LOB: 0 BB: 0 P: 3	R: 3 E: 0 K: 0 S: 6 H: 3 LOB: 1 BB: 1 P: 10	R: 0 E: 0 K: 1 S: 6 H: 1 LOB: 1 BB: 0 P: 6	R: 0 E: 0 K: 1 S: 5 H: 0 LOB: 0 BB: 0 P: 5	1B: 6 2B: 2 3B: 0 HR: 0	SF: 0 SAC: 0 DP: 2 HBP: 0						

PITCHER	IP	WLS	BF	H	R	ER	SO	BB	IBB	HBP	BLK	WP	HR	S	P	ERA	WHIP
Bruce Ruffin, L (1, 1) ERA: 2.43	7.0	W	27	7	3	3	1	1	0	0	0	0	0	28	32	3.86	1.143
Steve Bedrosian, R (8, 1) ERA: 3.25	2.0	S	7	1	0	0	2	0	0	0	0	0	0	11	11	0.00	0.500

PITCHER	IP	WLS	BF	H	R	ER	SO	BB	IBB	HBP	BLK	WP	HR	S	P	ERA	WHIP

TOP

New York Mets @ Philadelphia Phillies

Veterans Stadium, Philadelphia, PA

Fri Sep 12 1986, 7:05 PM EDT

Att. 43,070 - Unknown

livebaseballscorecards.com

AB	33
R	3
H	8
RBI	3
BB	1
SO	3
LOB	11

1B: 6 2B: 2 3B: 0 HR: 0 SF: 0 SAC: 0 DP: 2 HBP: 0

WP: 0 PB: 0 SB: 0 CS: 0 PA: 34

Batter	1	2	3	4	5	6	7	8	9	AB	R	H	RBI	BB	SO	LOB
Gary Redus, R (1, 7) OBP: 0.344, SLG: 0.458	6-3		BBB G6-4-3 BB	F8		F4		L5		4	0	0	0	1	0	1
Milt Thompson, L (1, 8) OBP: 0.296, SLG: 0.345	S 2B 1B		G6-4-3 1-2f		1B HR 1B	6-3		G3		5	2	2	0	0	0	1
Von Hayes, L (1, 3) OBP: 0.383, SLG: 0.475	1-H 2B		E8 E 1B		1-2 HR 1B	1B 2B				4	2	4	1	0	0	0
Mike Schmidt, R (1, 5) OBP: 0.389, SLG: 0.568	F8		E5 E 3-H		1-H 2-H HR	2-H 1B				4	1	2	3	0	0	1
Glenn Wilson, R (1, 9) OBP: 0.309, SLG: 0.398	K		E5 1-2		K	6-3				4	0	0	0	0	2	2
Juan Samuel, R (1, 4) OBP: 0.296, SLG: 0.444		F7	F8		F8	L9-3 1B				4	0	1	0	0	0	2
Steve Bedrosian, R (8, 1) OBP: 0.400, SLG: 0.250										0	0	0	0	0	0	0
Ronn Reynolds, R (1, 2) OBP: 0.250, SLG: 0.303		1B	K	E6 BB		L9-3 1-2				4	0	1	0	0	1	1
Steve Jeltz, S (1, 6) OBP: 0.332, SLG: 0.272		K	2B	1-2 BB				F7		3	0	1	0	1	1	1
Bruce Ruffin, S (1, 1) OBP: 0.070, SLG: 0.093		K		K	K			HR		3	0	0	0	0	3	4
Luis Aguayo, R (8, 4) OBP: 0.271, SLG: 0.371										1	1	1	1	0	0	0
Inning Stats	R: 1 H: 2 E: 0 LOB: 1 K: 1 BB: 0 S: 7 P: 7	R: 0 H: 1 E: 0 LOB: 1 K: 2 BB: 0 S: 8 P: 8	R: 1 H: 1 E: 3 LOB: 2 K: 0 BB: 1 S: 5 P: 9	R: 0 H: 1 E: 0 LOB: 1 K: 2 BB: 0 S: 8 P: 8	R: 3 H: 3 E: 1 LOB: 2 K: 2 BB: 1 S: 11 P: 15	R: 0 H: 2 E: 0 LOB: 2 K: 0 BB: 0 S: 4 P: 4	R: 0 H: 1 E: 0 LOB: 0 K: 0 BB: 0 S: 3 P: 3	R: 1 H: 1 E: 0 LOB: 0 K: 0 BB: 0 S: 4 P: 4		1B: 7 SF: 0 2B: 4 SAC: 0 3B: 0 DP: 2 HR: 2 HBP: 0						

PITCHER		IP	WLS	BF	H	R	ER	SO	BB	IBB	HBP	BLK	WP	HR	S	P	ERA	WHIP
Dwight Gooden, R ERA: 3.04	(1, 1)	5.0	L	27	8	5	4	7	2	0	0	0	0	1	39	47	7.20	2.000
Doug Sisk, R ERA: 2.59	(6, 1)	1.0		4	2	0	0	0	0	0	0	0	0	0	4	4	0.00	2.000
Rick Anderson, R ERA: 3.02	(7, 1)	2.0		7	2	1	1	0	0	0	0	0	0	1	7	7	4.50	1.000

PITCHER	IP	WLS	BF	H	R	ER	SO	BB	IBB	HBP	BLK	WP	HR	S	P	ERA	WHIP

BOTTOM

New York Mets @ Philadelphia Phillies

Veterans Stadium, Philadelphia, PA

Fri Sep 12 1986, 7:05 PM EDT

Att. 43,070 - Unknown

livebaseballscorecards.com

AB	36
R	6
H	12
RBI	5
BB	2
SO	7
LOB	13

WP: 0 PA: 38
PB: 0
SB: 1
CS: 0

Batter	1	2	3	4	5	6	7	8	9	AB	R	H	RBI	BB	SO	LOB
Lenny Dykstra, L (1, 8) OBP: 0.378, SLG: 0.461	HR	G3		K		K		K 2-3 3-H		3	1	1	1	0	1	1
Kevin Mitchell, R (6, PH) OBP: 0.361, SLG: 0.493										2	0	0	0	0	2	4
(6, 7)																
Wally Backman, S (1, 4) OBP: 0.383, SLG: 0.382	BB 1B 1B	BB			G3	F8		F2		2	1	1	0	1	0	0
Tim Teufel, R (6, PH) OBP: 0.330, SLG: 0.384										2	0	0	0	0	0	5
(6, 4)																
Keith Hernandez, L (1, 3) OBP: 0.412, SLG: 0.450	1B 1B SF9 1-2 BB	K			F8		FC4-6 1B		FC1-6 1B	4	1	2	0	1	1	1
Gary Carter, R (1, 2) OBP: 0.328, SLG: 0.421	1B 1-2 2-H 1B		F3		F7		FC4-6 1-2f		FC1-6 1-2f	5	0	1	1	0	0	2
Darryl Strawberry, L (1, 9) OBP: 0.349, SLG: 0.481	K		F8			1B 1B BB	K		K	4	1	0	0	1	3	4
Mookie Wilson, S (1, 7) OBP: 0.359, SLG: 0.455	1-2 2-3 1B		K			S 1B 1-2 1B	F8		L6	5	0	2	0	0	1	2
(6, 8)																
Ray Knight, R (1, 5) OBP: 0.351, SLG: 0.415	SF9 3-H			F6		S 1-2 2-H 1B		2B WP 1B		3	1	2	2	0	0	0
Rafael Santana, R (1, 6) OBP: 0.283, SLG: 0.256	F8			SH1-4 1B		K 1-2 2-3		K		3	0	1	0	0	1	4
Howard Johnson, S (8, PH) OBP: 0.341, SLG: 0.444										1	0	0	0	0	1	1
(8, 6)																
Bob Ojeda, L (1, 1) OBP: 0.123, SLG: 0.109		4-3		SH1-4 1-2		IBB		WP 1-3 2B		1	0	0	0	0	0	0
Lee Mazzilli, S (6, PH) OBP: 0.370, SLG: 0.331										0	0	0	0	1	0	0
Roger McDowell, R (6, 1) OBP: 0.333, SLG: 0.294										0	0	0	0	0	0	0
Danny Heep, L (8, PH) OBP: 0.389, SLG: 0.435										1	0	1	0	0	0	0
Stan Jefferson, S (8, PR) OBP: 0.333, SLG: 0.200										0	0	0	0	0	0	0
Jesse Orosco, R (8, 1)										0	0	0	0	0	0	0
Inning Stats	R: 3 E: 0 K: 1 S: 9 H: 4 LOB: 2 BB: 1 P: 13	R: 0 E: 0 K: 1 S: 5 H: 0 LOB: 1 BB: 1 P: 9	R: 0 E: 0 K: 1 S: 5 H: 0 LOB: 0 BB: 0 P: 5	R: 0 E: 0 K: 1 S: 6 H: 1 LOB: 1 BB: 0 P: 6	R: 0 E: 0 K: 0 S: 3 H: 0 LOB: 0 BB: 0 P: 3	R: 1 E: 0 K: 2 S: 9 H: 2 LOB: 3 BB: 2 P: 17	R: 0 E: 0 K: 1 S: 6 H: 1 LOB: 1 BB: 0 P: 6	R: 1 E: 0 K: 2 S: 9 H: 2 LOB: 2 BB: 0 P: 9	R: 0 E: 0 K: 1 S: 6 H: 1 LOB: 1 BB: 0 P: 6	1B: 9 2B: 1 3B: 0 HR: 1 SF: 1 SAC: 1 DP: 0 HBP: 0						

PITCHER		IP	WLS	BF	H	R	ER	SO	BB	IBB	HBP	BLK	WP	HR	S	P	ERA	WHIP
Mike Maddux, R ERA: 6.05	(1, 1)	0.0		4	3	3	3	0	1	0	0	0	0	1	3	7	∞	∞
Tom Hume, R ERA: 2.67	(1, 1)	3.0		11	1	0	0	3	1	0	0	0	0	0	16	20	0.00	0.667
Charles Hudson, R ERA: 5.03	(4, 1)	2.1		12	3	1	1	2	1	1	0	0	0	0	14	22	3.86	1.714
Dan Schatzeder, L ERA: 3.3	(6, 1)	1.2	W	6	1	0	0	2	0	0	0	0	0	0	10	10	0.00	0.600
Steve Bedrosian, R ERA: 3.28	(8, 1)	2.0	S	9	3	1	1	3	0	0	0	0	1	0	15	15	4.50	1.500

PITCHER	IP	WLS	BF	H	R	ER	SO	BB	IBB	HBP	BLK	WP	HR	S	P	ERA	WHIP

TOP

New York Mets @ Philadelphia Phillies

Veterans Stadium, Philadelphia, PA

Sat Sep 13 1986, 7:05 PM EDT

Att. 47,108 - Unknown

livebaseballscorecards.com

AB	36
R	5
H	11
RBI	4
BB	4
SO	10
LOB	24

PA: 42

WP: 1
PB: 0
SB: 2
CS: 0

Batter	1	2	3	4	5	6	7	8	9	AB	R	H	RBI	BB	SO	LOB
Gary Redus, R (1, 7) OBP: 0.340, SLG: 0.452	F7		E5 FC4-6		F9		FC1-6 S HR 1-2f			4	1	0	0	0	0	1
Steve Bedrosian, R (8, 1) OBP: 0.400, SLG: 0.250										0	0	0	0	0	0	0
Juan Samuel, R (1, 4) OBP: 0.296, SLG: 0.442	S 1B		FC4-6 1-2f		K		6-3 1-2			4	0	1	0	0	1	2
Von Hayes, L (1, 3) OBP: 0.384, SLG: 0.483	K			L8		2B 2B	2-H HR			4	2	2	2	0	1	1
Mike Schmidt, R (1, 5) OBP: 0.388, SLG: 0.567	K 1-2			6-3		4-3 SF8 2-H 2B	5-3			4	1	1	1	0	1	1
Glenn Wilson, R (1, 9) OBP: 0.307, SLG: 0.395		F9		E7 2B		4-3 2-3		3-1		4	1	0	0	0	0	1
Ron Roenicke, S (1, 8) OBP: 0.385, SLG: 0.378 (8, 7)		BBB 4-0 G5-4-3 BB		1-H 1B 2B		BBB 4-0 BB		1B		2	1	2	1	2	0	0
Ronn Reynolds, R (1, 2) OBP: 0.250, SLG: 0.304		G5-4-3 1-2f		FC6-4 2-H 1B		SF8 3-H		F8		3	0	1	2	0	0	2
Steve Jeltz, S (1, 6) OBP: 0.329, SLG: 0.269			6-3	FC6-4 1-2f		1-3		F9		4	0	0	0	0	0	3
Mike Maddux, L (1, 1) Tom Hume, R (1, 1) Greg Legg, R (3, PH) OBP: 0.167, SLG: 0.167 Charles Hudson, S (4, 1) OBP: 0.068, SLG: 0.047 Dan Schatzeder, L (6, 1) OBP: 0.519, SLG: 0.682 Greg Gross, L (7, PH) OBP: 0.389, SLG: 0.319 Milt Thompson, L (8, 8) OBP: 0.296, SLG: 0.345			K		F3		BBB 4-0 FC1-6 BB			0 0 1 1 0 0 0	0 0 0 0 0 0 0	0 0 0 0 0 0 0	0 0 0 0 0 1 0	0 0 0 0 0 0 0	0 0 0 0 0 0 0	0 0 0 0 0 0 0
Inning Stats	R: 0 E: 0 K: 2 S: 8 H: 1 LOB: 1 BB: 0 P: 8	R: 0 E: 0 K: 0 S: 2 H: 0 LOB: 0 BB: 1 P: 6	R: 0 E: 1 K: 1 S: 6 H: 0 LOB: 1 BB: 0 P: 6	R: 2 E: 1 K: 0 S: 6 H: 2 LOB: 1 BB: 0 P: 6	R: 0 E: 0 K: 1 S: 5 H: 0 LOB: 0 BB: 0 P: 5	R: 2 E: 0 K: 0 S: 5 H: 2 LOB: 1 BB: 1 P: 9	R: 2 E: 0 K: 0 S: 4 H: 1 LOB: 0 BB: 1 P: 8	R: 0 E: 0 K: 0 S: 4 H: 1 LOB: 1 BB: 0 P: 4		1B: 3 2B: 3 3B: 0 HR: 1	SF: 1 SAC: 0 DP: 1 HBP: 0					

PITCHER		IP	WLS	BF	H	R	ER	SO	BB	IBB	HBP	BLK	WP	HR	S	P	ERA	WHIP
Bob Ojeda, L ERA: 2.75	(1, 1)	5.0		20	3	2	0	4	1	0	0	0	0	0	27	31	0.00	0.800
Roger McDowell, R ERA: 2.87	(6, 1)	2.0	L	11	3	4	4	0	2	0	0	0	0	1	9	17	18.00	2.500
Jesse Orosco, L ERA: 2.63	(8, 1)	1.0		4	1	0	0	0	0	0	0	0	0	0	4	4	0.00	1.000

PITCHER	IP	WLS	BF	H	R	ER	SO	BB	IBB	HBP	BLK	WP	HR	S	P	ERA	WHIP

BOTTOM

New York Mets @ Philadelphia Phillies

Veterans Stadium, Philadelphia, PA

Sat Sep 13 1986, 7:05 PM EDT

Att. 47,108 - Unknown

livebaseballscorecards.com

AB	31
R	6
H	7
RBI	6
BB	3
SO	4
LOB	11

WP: 0 PA: 35
PB: 0
SB: 2
CS: 0

Batter	1	2	3	4	5	6	7	8	9	AB	R	H	RBI	BB	SO	LOB
Lenny Dykstra, L (1, 8) OBP: 0.375, SLG: 0.457	4-3		G3		K			K		4	0	0	0	0	2	3
Wally Backman, S (1, 4) OBP: 0.384, SLG: 0.386	BB 1B			F8		4-3		2B		4	0	2	0	0	0	0
Keith Hernandez, L (1, 3) OBP: 0.414, SLG: 0.450	L1-3 BB 1-2			G5-4-3 BB		F6		K		1	0	0	0	2	0	0
Dave Magadan, L (6, 3) OBP: 0.500, SLG: 0.500										1	0	0	0	0	1	1
Gary Carter, R (1, 2) OBP: 0.326, SLG: 0.418	L1-3 1-2			G5-4-3 1-2f		F6		F8		3	0	0	0	0	0	3
Ed Hearn, R (6, 2) OBP: 0.344, SLG: 0.424										1	0	0	0	0	0	1
Darryl Strawberry, L (1, 9) OBP: 0.346, SLG: 0.476		K			K		3-1		F7	4	0	0	0	0	2	0
Danny Heep, L (1, 7) OBP: 0.391, SLG: 0.434		K			BB 1B BB		2B 1B		F8	3	0	1	0	1	1	0
Howard Johnson, S (1, 5) OBP: 0.339, SLG: 0.440		K			K		K		1B	4	0	1	0	0	3	2
Kevin Elster, R (1, 6) OBP: 0.429, SLG: 0.417			6-3		BB 1B 1-2		1-3 2B		L5	4	0	2	0	0	0	1
Sid Fernandez, L (1, 1) OBP: 0.200, SLG: 0.222			F7		BB 1-2 2-3		F2			1	0	0	0	0	0	0
Lee Mazzilli, S (5, PH) OBP: 0.374, SLG: 0.331										0	0	0	0	1	0	0
Rick Anderson, R (5, 1) OBP: 0.100, SLG: 0.100										0	0	0	0	0	0	0
Stan Jefferson, S (7, PH) OBP: 0.286, SLG: 0.167										1	0	0	0	0	0	2
John Mitchell, R (7, 1)										0	0	0	0	0	0	0
Randy Niemann, L (8, 1) OBP: 0.429, SLG: 0.333										0	0	0	0	0	0	0
Inning Stats	R: 0 E: 0 K: 0 S: 3 H: 1 LOB: 1 BB: 1 P: 7	R: 0 E: 0 K: 3 S: 9 H: 0 LOB: 0 BB: 0 P: 9	R: 0 E: 0 K: 0 S: 3 H: 0 LOB: 0 BB: 0 P: 3	R: 0 E: 0 K: 0 S: 2 H: 0 LOB: 0 BB: 1 P: 6	R: 0 E: 0 K: 3 S: 10 H: 1 LOB: 3 BB: 2 P: 18	R: 0 E: 0 K: 0 S: 3 H: 0 LOB: 0 BB: 0 P: 3	R: 0 E: 0 K: 1 S: 7 H: 2 LOB: 2 BB: 0 P: 7	R: 0 E: 0 K: 2 S: 8 H: 1 LOB: 1 BB: 0 P: 8	R: 0 E: 0 K: 0 S: 4 H: 1 LOB: 1 BB: 0 P: 4	1B: 4 2B: 3 3B: 0 HR: 0 SF: 0 SAC: 0 DP: 2 HBP: 0						

PITCHER		IP	WLS	BF	H	R	ER	SO	BB	IBB	HBP	BLK	WP	HR	S	P	ERA	WHIP
Kevin Gross, R ERA: 3.94	(1, 1)	9.0	W	35	6	0	0	9	4	0	0	0	0	0	49	65	0.00	1.111

PITCHER		IP	WLS	BF	H	R	ER	SO	BB	IBB	HBP	BLK	WP	HR	S	P	ERA	WHIP

TOP

New York Mets @ Philadelphia Phillies

Veterans Stadium, Philadelphia, PA

Sun Sep 14 1986, 3:33 AM EDT

Att. 38,652 - Unknown

livebaseballscorecards.com

AB	31
R	0
H	6
RBI	0
BB	4
SO	9
LOB	13

Batter	1	2	3	4	5	6	7	8	9	AB	R	H	RBI	BB	SO	LOB
Gary Redus, R (1, 7) OBP: 0.342, SLG: 0.453	K		1B	K			3-1 WP 1B			4	0	2	0	0	2	1
Juan Samuel, R (1, 4) OBP: 0.295, SLG: 0.441	F8		2-3		1B E 1B		6-3 1-2			4	1	1	0	0	0	2
Von Hayes, L (1, 3) OBP: 0.384, SLG: 0.485	F6			1B 2B	E9 1-H SF8 1B		3-1 2-3			4	2	2	0	0	0	1
Mike Schmidt, R (1, 5) OBP: 0.387, SLG: 0.566		F4		BB 1B 2-H 1B	SF8 3-H		K			3	1	1	2	0	1	1
Glenn Wilson, R (1, 9) OBP: 0.306, SLG: 0.394		6-3		F9	K			G6-4-3 1B		4	0	1	0	0	1	1
Ron Roenicke, S (1, 8) OBP: 0.387, SLG: 0.382		2B		1B 3B 1-2 BB	F6			F8		3	1	1	0	1	0	1
Ronn Reynolds, R (1, 2) OBP: 0.241, SLG: 0.292		F7		K		F9		G6-4-3 1-2f		4	0	0	0	0	1	4
Steve Jeltz, S (1, 6) OBP: 0.329, SLG: 0.269			L9	3B 1-3 2-H 1B		G3				3	1	1	1	0	0	0
Kevin Gross, R (1, 1) OBP: 0.197, SLG: 0.314			K	3B 1-H 3-H		K				3	0	1	2	0	2	0
Inning Stats	R: 0 H: 0 E: 0 LOB: 0 K: 1 BB: 0 S: 5 P: 5	R: 0 H: 1 E: 0 LOB: 1 K: 0 BB: 0 S: 4 P: 4	R: 0 H: 1 E: 0 LOB: 1 K: 1 BB: 0 S: 6 P: 6	R: 4 H: 4 E: 0 LOB: 1 K: 2 BB: 1 S: 11 P: 15	R: 2 H: 2 E: 1 LOB: 0 K: 1 BB: 0 S: 7 P: 7	R: 0 H: 0 E: 0 LOB: 0 K: 1 BB: 0 S: 5 P: 5	R: 0 H: 1 E: 0 LOB: 1 K: 1 BB: 0 S: 6 P: 6	R: 0 H: 1 E: 0 LOB: 0 K: 0 BB: 0 S: 3 P: 3		1B: 7 SF: 1 2B: 2 SAC: 0 3B: 1 DP: 1 HR: 0 HBP: 0						

PITCHER		IP	WLS	BF	H	R	ER	SO	BB	IBB	HBP	BLK	WP	HR	S	P	ERA	WHIP
Sid Fernandez, L ERA: 3.69	(1, 1)	4.0	L	19	6	4	4	4	1	0	0	0	0	0	26	30	9.00	1.750
Rick Anderson, R ERA: 3.09	(5, 1)	2.0		8	2	2	1	2	0	0	0	0	0	0	12	12	4.50	1.000
John Mitchell, R ERA:	(7, 1)	1.0		4	1	0	0	1	0	0	0	0	1	0	6	6	0.00	1.000
Randy Niemann, L ERA: 3.41	(8, 1)	1.0		3	1	0	0	0	0	0	0	0	0	0	3	3	0.00	1.000

PITCHER	IP	WLS	BF	H	R	ER	SO	BB	IBB	HBP	BLK	WP	HR	S	P	ERA	WHIP

BOTTOM

New York Mets @ Philadelphia Phillies

Veterans Stadium, Philadelphia, PA

Sun Sep 14 1986, 3:33 AM EDT

Att. 38,652 - Unknown

livebaseballscorecards.com

AB	32
R	6
H	10
RBI	5
BB	1
SO	7
LOB	11

Batter	1	2	3	4	5	6	7	8	9	10	11	12	13	AB	R	H	RBI	BB	SO	LOB
Mookie Wilson, S OBP: 0.353, SLG: 0.447 (1, 8) (13, 7)	K		5-3			F8			F3		L4		K 1-2	6	0	0	0	0	2	2
Kevin Mitchell, R OBP: 0.359, SLG: 0.488 (1, 7)	1B			4-3		FC6-4 1-2f			5-3		F6			5	0	1	0	0	0	1
Lenny Dykstra, L OBP: 0.375, SLG: 0.457 (13, 8)	1B			BB G1-4-3			F7		1B BB			G3		0	0	0	0	0	0	0
Keith Hernandez, L OBP: 0.415, SLG: 0.449 (1, 3)	G3-6-1 1-2 1B						1-3		1B 1-2			6-3		3	0	1	0	2	0	0
Gary Carter, R OBP: 0.325, SLG: 0.416 (1, 2)	G3-6-1 1-2f			G1-4-3 1-2f			BB		K			WP 1B		5	0	1	0	0	0	3
Darryl Strawberry, L OBP: 0.349, SLG: 0.477 (1, 9)		F4 1B			F9		5-3			6-3		F8 1-2	F5	5	0	1	0	0	0	3
Ray Knight, R OBP: 0.350, SLG: 0.415 (1, 5)		F4 1-2			L4 2B			F8		K			CS 1B	4	0	0	0	0	1	1
Roger McDowell, R OBP: 0.333, SLG: 0.294 (12, 1)					L4 2-3									0	0	0	0	0	0	0
Tim Teufel, R OBP: 0.325, SLG: 0.378 (1, 4)		F8												1	0	0	0	0	0	0
Jesse Orosco, R (10, 1)														4	0	0	0	0	1	1
Howard Johnson, S OBP: 0.338, SLG: 0.438 (12, 5)														0	0	0	0	0	0	0
Rafael Santana, R OBP: 0.281, SLG: 0.254 (1, 6)			F9			F8		F9		F9				1	0	0	0	0	0	0
Lee Mazzilli, S OBP: 0.378, SLG: 0.336 (13, PH)													CS 1B	4	0	0	0	0	0	0
Kevin Elster, R OBP: 0.429, SLG: 0.417 (13, 6)														1	0	1	0	0	0	0
Ron Darling, R OBP: 0.143, SLG: 0.135 (1, 1)			K			FC6-4 1B		5-3			1-3		S 1-2 1B	0	0	0	0	0	0	0
Wally Backman, S OBP: 0.385, SLG: 0.386 (10, 4)														3	0	1	0	0	1	0
														2	0	1	0	0	0	0
Inning Stats	R: 0 E: 0 K: 1 S: 6 H: 2 LOB: 1 BB: 0 P: 6	R: 0 E: 0 K: 0 S: 3 H: 1 LOB: 0 BB: 0 P: 3	R: 0 E: 0 K: 1 S: 5 H: 0 LOB: 0 BB: 0 P: 5	R: 0 E: 0 K: 0 S: 2 H: 0 LOB: 0 BB: 1 P: 6	R: 0 E: 0 K: 0 S: 3 H: 1 LOB: 0 BB: 0 P: 3	R: 0 E: 0 K: 0 S: 4 H: 1 LOB: 1 BB: 0 P: 4	R: 0 E: 0 K: 0 S: 3 H: 0 LOB: 1 BB: 1 P: 7	R: 0 E: 0 K: 0 S: 3 H: 0 LOB: 0 BB: 0 P: 3	R: 0 E: 0 K: 1 S: 6 H: 1 LOB: 2 BB: 1 P: 10	R: 0 E: 0 K: 1 S: 5 H: 0 LOB: 0 BB: 0 P: 5	R: 0 E: 0 K: 0 S: 3 H: 0 LOB: 0 BB: 0 P: 3	R: 0 E: 0 K: 0 S: 4 H: 1 LOB: 1 BB: 0 P: 4	R: 0 E: 0 K: 1 S: 6 H: 2 LOB: 1 BB: 0 P: 6	1B: 8 2B: 2 3B: 0 HR: 0 SF: 0 SAC: 0 DP: 3 HBP: 0						

PITCHER		IP	WLS	BF	H	R	ER	SO	BB	IBB	HBP	BLK	WP	HR	S	P	ERA	WHIP
John Tudor, L ERA: 2.92	(1, 1)	3.0		10	3	0	0	2	0	0	0	0	0	0	14	14	0.00	1.000
Ricky Horton, L ERA: 2.02	(4, 1)	7.0		25	3	0	0	2	3	0	0	0	0	0	26	38	0.00	0.857
Pat Perry, L ERA: 3.5	(11, 1)	1.2		6	1	0	0	0	0	0	0	0	0	0	6	6	0.00	0.600
Todd Worrell, R ERA: 2.06	(12, 1)	1.1	W	5	2	0	0	1	0	0	0	0	1	0	7	7	0.00	1.500

PITCHER		IP	WLS	BF	H	R	ER	SO	BB	IBB	HBP	BLK	WP	HR	S	P	ERA	WHIP

TOP

New York Mets @ St. Louis Cardinals

Busch Stadium, St. Louis, MO

Mon Sep 15 1986, 7:05 PM CDT

Att. 29,566 - Unknown

livebaseballscorecards.com

AB	43
R	0
H	9
RBI	0
BB	3
SO	5
LOB	12

WP: 1 PB: 0 SB: 1 CS: 1 PA: 46

Batter	1	2	3	4	5	6	7	8	9	10	11	12	13	AB	R	H	RBI	BB	SO	LOB
Vince Coleman, S (1, 7) OBP: 0.309, SLG: 0.291	F7		K		G3			K		K		5-3		6	0	0	0	0	3	2
Willie McGee, S (1, 8) OBP: 0.311, SLG: 0.369	F7		BB			S 1B		E6 BB		S 1B			1B SH1-3 BB	4	1	2	0	2	0	0
Andy Van Slyke, L (1, 9) OBP: 0.346, SLG: 0.433	K		1-2 BB			F8		1-2 BB		K 1-2			SH1-3 1-2	3	0	0	0	2	2	2
Mike Laga, L (1, 3) OBP: 0.283, SLG: 0.473		1B G1-2-3 2B	K			F7		K			G6-4-3 BB		BB IBB 2-3 1B	4	0	1	0	0	2	5
Jim Lindeman, R (11, PH) (12, 3) OBP: 0.320, SLG: 0.478														0	0	0	0	1	0	0
John Morris, L (13, PH) OBP: 0.293, SLG: 0.271														1	0	1	0	0	0	0
Terry Pendleton, S (1, 5) OBP: 0.279, SLG: 0.299		2-3 1B		F5		F8 1-2			F7		F9		BB 1-2 IBB	5	0	1	0	1	0	2
Tom Herr, S (1, 4) OBP: 0.332, SLG: 0.323		K		G3			F7		G3		G6-4-3 1-2f		1-2 BB 2-3 3-H	5	0	0	0	0	1	3
Todd Worrell, R (12, 1) OBP: 0.143, SLG: 0.429														0	0	0	0	0	0	0
Curt Ford, L (13, PH) OBP: 0.317, SLG: 0.368														0	0	0	1	1	0	0
Ozzie Smith, S (1, 6) OBP: 0.367, SLG: 0.325		BB		F4			L4		1B			CS BB		3	0	1	0	2	0	0
Michael LaValliere, L (1, 2) OBP: 0.319, SLG: 0.305		G1-2-3 3-Hf			K		F8		4-3			4-3 S 1-2 1B		5	0	1	0	0	1	4
Tom Lawless, R (12, PR) OBP: 0.325, SLG: 0.324														0	0	0	0	0	0	0
Steve Lake, R (13, 2) OBP: 0.328, SLG: 0.377														0	0	0	0	0	0	0
John Tudor, L (1, 1) OBP: 0.162, SLG: 0.167			F6		4-3			1-3		F7			4-3 1-3	1	0	0	0	0	0	0
Ricky Horton, L (4, 1) OBP: 0.125, SLG: 0.067														2	0	0	0	0	0	0
Fred Manrique, R (10, PH) OBP: 0.200, SLG: 0.800														1	0	0	0	0	0	0
Pat Perry, L (11, 1)														0	0	0	0	0	0	0
José Oquendo, S (12, 4) OBP: 0.362, SLG: 0.349														1	0	0	0	0	0	1
Inning Stats	R: 0 E: 0 K: 1 S: 5 / H: 0 LOB: 0 BB: 0 P: 5	R: 0 E: 0 K: 1 S: 6 / H: 2 LOB: 2 BB: 1 P: 10	R: 0 E: 0 K: 2 S: 7 / H: 0 LOB: 2 BB: 2 P: 15	R: 0 E: 0 K: 0 S: 3 / H: 0 LOB: 0 BB: 0 P: 3	R: 0 E: 0 K: 1 S: 5 / H: 0 LOB: 0 BB: 0 P: 5	R: 0 E: 0 K: 0 S: 4 / H: 1 LOB: 1 BB: 0 P: 4	R: 0 E: 0 K: 0 S: 3 / H: 0 LOB: 0 BB: 0 P: 3	R: 0 E: 1 K: 2 S: 8 / H: 0 LOB: 2 BB: 1 P: 12	R: 0 E: 0 K: 0 S: 4 / H: 1 LOB: 1 BB: 0 P: 4	R: 0 E: 0 K: 2 S: 8 / H: 1 LOB: 1 BB: 0 P: 8	R: 0 E: 0 K: 0 S: 2 / H: 0 LOB: 0 BB: 1 P: 6	R: 0 E: 0 K: 0 S: 3 / H: 1 LOB: 2 BB: 1 P: 7	R: 1 E: 0 K: 0 S: 2 / H: 1 LOB: 3 BB: 3 P: 14	1B: 6 2B: 1 3B: 0 HR: 0	SF: 0 SAC: 1 DP: 2 HBP: 0	WP: 0 PB: 0 SB: 3 CS: 1	PA: 51			

PITCHER		IP	WLS	BF	H	R	ER	SO	BB	IBB	HBP	BLK	WP	HR	S	P	ERA	WHIP
Ron Darling, R ERA: 2.9	(1, 1)	9.0		35	4	0	0	7	4	0	0	0	0	0	45	61	0.00	0.889
Jesse Orosco, L ERA: 2.56	(10, 1)	2.0		7	1	0	0	2	1	0	0	0	0	0	10	14	0.00	1.000
Roger McDowell, R ERA: 2.91	(12, 1)	1.1	L	9	2	1	1	0	3	1	0	0	0	0	5	21	6.75	3.750

PITCHER		IP	WLS	BF	H	R	ER	SO	BB	IBB	HBP	BLK	WP	HR	S	P	ERA	WHIP

BOTTOM

New York Mets @ St. Louis Cardinals

Busch Stadium, St. Louis, MO

Mon Sep 15 1986, 7:05 PM CDT

Att. 29,566 - Unknown

livebaseballscorecards.com

AB	41
R	1
H	7
RBI	1
BB	9
SO	9
LOB	19

New York Mets @ St. Louis Cardinals

Busch Stadium, St. Louis, MO

Tue Sep 16 1986, 7:05 PM CDT

Att. 30,935 - Unknown

TOP

livebaseballscorecards.com

Batter	1	2	3	4	5	6	7	8	9	AB	R	H	RBI	BB	SO	LOB
Mookie Wilson, S (1, 8) (7, 7) OBP: 0.353, SLG: 0.443	S S S 0-3 ① K		B B B B 4-0 G3 BB WP BB	x 0-0 ② L5		x 0-0 ③ F6		I I I I 4-0 IBB		3	1	0	0	2	1	3
Kevin Mitchell, R (1, 7) OBP: 0.359, SLG: 0.485	x 0-0 ② F9		B B B B 4-0 WP G3 1B 1-2 BB	x 0-0 ③ 3-1			S S S 0-3 ① K	x 0-0 ③ F5		2	1	0	0	1	0	0
Lenny Dykstra, L (7, PH) (7, 8) OBP: 0.373, SLG: 0.454										2	0	0	0	0	1	2
Keith Hernandez, L (1, 3) OBP: 0.414, SLG: 0.446	x 0-0 ③ 6-3		x 0-0 ② G3 1-2 2-3		x 0-0 ① F7		x 0-0 ② F5		x 0-0 L5-4 1B 1B	5	0	1	0	0	0	2
Gary Carter, R (1, 2) OBP: 0.331, SLG: 0.422		B B B B 4-0 1B BB	I I I I 4-0 WP 1B IBB		x 0-0 G4-6-3 1B		x 0-0 WP 2B		x 0-0 1-2 1B	3	1	3	0	2	0	0
Darryl Strawberry, L (1, 9) OBP: 0.350, SLG: 0.476	x 0-0 1-2 1B	B B B B 4-0 1B 1-2 2-3 3-H BB			x 0-0 ② ③ G4-6-3 1-2f		x 0-0 ③ F6 2-3		x 0-0 ① B3	3	0	1	0	1	0	2
Jesse Orosco, R (7, 1)										1	0	0	0	0	0	2
Ray Knight, R (1, 5) OBP: 0.348, SLG: 0.413	x 0-0 ① F7	x 0-0 BB 1-3 2-H 3-H 1B				x 0-0 ① 5-3		x 0-0 ① 5-3	x 0-0 ② ③ L5-4 2-3	5	0	1	2	0	0	4
Tim Teufel, R (1, 4) OBP: 0.328, SLG: 0.376	x 0-0 ② F9	B B B B 4-0 1-2 BB				B B B B 4-0 FC5-6 E BB		x 0-0 1B 3B		1	0	0	0	2	0	2
Wally Backman, S (6, PR) (6, 4) OBP: 0.387, SLG: 0.394										1	1	1	0	0	0	0
Rafael Santana, R (1, 6) OBP: 0.280, SLG: 0.254	x 0-0 ③ F8	x 0-0 ③ L8				x 0-0 E6 FC5-6 1-2		x 0-0 WP 3-H 1B		4	0	1	1	0	0	6
Rick Aguilera, R (1, 1) OBP: 0.220, SLG: 0.298			S S S 0-3 ① K	x 0-0 ① F4		x 0-0 ② FC5-6 1-3 2-3f		S S S 0-3 ② K 1-2		3	0	0	0	0	1	2
Lee Mazzilli, S (7, 9) OBP: 0.376, SLG: 0.333										1	0	0	0	0	1	1

	AB	34
	R	4
	H	8
	RBI	3
	BB	8
	SO	4
	LOB	26

Inning Stats																								
	R: 0	H: 0	R: 0	H: 1	R: 3	H: 1	R: 0	H: 0	R: 0	H: 1	R: 0	H: 0	R: 0	H: 1	R: 1	H: 2	R: 0	H: 2	1B: 6	SF: 0	WP: 3	PA: 42
	E: 0	LOB: 0	E: 0	LOB: 2	E: 0	LOB: 3	LOB: 0		E: 0	LOB: 0	E: 2	LOB: 3	E: 0	LOB: 1	E: 0	LOB: 2	E: 0	LOB: 1	2B: 2	SAC: 0	PB: 0	
	K: 1	BB: 0	K: 0	BB: 1	K: 1	BB: 5	K: 0	BB: 0	K: 0	BB: 0	K: 1	BB: 0	K: 1	BB: 1	K: 1	BB: 1	K: 0	BB: 0	3B: 1	SB: 0	SB: 0	
	S: 5	P: 5	S: 4	P: 8	S: 6	P: 26	S: 3	P: 3	S: 3	P: 3	S: 4	P: 8	S: 6	P: 6	S: 7	P: 11	S: 4	P: 4	HR: 0	HBP: 0	CS: 0	

PITCHER		IP	WLS	BF	H	R	ER	SO	BB	IBB	HBP	BLK	WP	HR	S	P	ERA	WHIP
Tim Conroy, L ERA: 5.13	(1, 1)	2.2	L	14	1	3	3	2	4	1	0	0	1	0	13	33	10.12	1.875
Joe Boever, R ERA: 2.45	(3, 1)	3.1		14	2	0	0	0	2	0	0	0	0	0	12	20	0.00	1.200
Pat Perry, L ERA: 3.53	(7, 1)	2.0		10	3	1	1	2	0	1	0	0	2	0	13	17	4.50	1.500
Ray Soff, R ERA: 2.0	(9, 1)	1.0		4	2	0	0	0	0	0	0	0	0	0	4	4	0.00	2.000

PITCHER	IP	WLS	BF	H	R	ER	SO	BB	IBB	HBP	BLK	WP	HR	S	P	ERA	WHIP

BOTTOM

New York Mets @ St. Louis Cardinals

Busch Stadium, St. Louis, MO

Tue Sep 16 1986, 7:05 PM CDT

Att. 30,935 - Unknown

Batter	1	2	3	4	5	6	7	8	9	AB	R	H	RBI	BB	SO	LOB
Vince Coleman, S (1, 7) OBP: 0.309, SLG: 0.290	K		G6-3 1B		F8		1-3		K	5	0	1	0	0	2	1
Willie McGee, S (1, 8) OBP: 0.315, SLG: 0.377	BLK 1B 2B		G6-3 1-2f			BB HBP 2B	1B			4	2	3	0	0	0	1
Andy Van Slyke, L (1, 9) OBP: 0.345, SLG: 0.431	K			L7		K	1-3 1B			4	0	1	0	0	2	2
Mike Laga, L (1, 3) OBP: 0.302, SLG: 0.474	FC4-6 1B 2-H			1-3		HBP BB BB	K			2	0	1	1	1	0	0
Jim Lindeman, R (7, PH) (8, 3) OBP: 0.308, SLG: 0.458										1	0	0	0	0	1	2
Terry Pendleton, S (1, 5) OBP: 0.279, SLG: 0.302	FC4-6 1-2f			3B		F6		F9		4	0	1	0	0	0	3
Tom Herr, S (1, 4) OBP: 0.331, SLG: 0.321		K		F8		HBP BB 1-2 2-3		6-3		3	0	0	0	1	1	1
Ozzie Smith, S (1, 6) OBP: 0.369, SLG: 0.324		6-3		G4-6-3 BB		HBP 1-2 2-3 3-H		K		1	0	0	1	1	0	0
Pat Perry, L (7, 1)										0	0	0	0	0	0	0
Fred Manrique, R (8, PH) OBP: 0.167, SLG: 0.667										1	0	0	0	0	1	0
Ray Soff, R (9, 1)										0	0	0	0	0	0	0
Michael LaValliere, L (1, 2) OBP: 0.316, SLG: 0.301		F7		G4-6-3 1-2f		K			F8	3	0	0	0	0	1	4
Tito Landrum, R (9, PH) OBP: 0.275, SLG: 0.260										1	0	0	0	0	0	0
Tim Conroy, L (1, 1) OBP: 0.250, SLG: 0.240										0	0	0	0	0	0	0
Joe Boever, R (3, 1) OBP: 0.500, SLG: 0.500										2	0	1	0	0	0	0
José Oquendo, S (7, 6) OBP: 0.357, SLG: 0.344			4-3		1B		K		5-3	2	0	0	0	0	1	0
Inning Stats	R: 1 E: 0 K: 2 S: 9 H: 2 LOB: 1 BB: 0 P: 9	R: 0 E: 0 K: 1 S: 5 H: 0 LOB: 0 BB: 0 P: 5	R: 0 E: 0 K: 0 S: 3 H: 1 LOB: 0 BB: 0 P: 3	R: 0 E: 0 K: 0 S: 4 H: 1 LOB: 1 BB: 0 P: 4	R: 0 E: 0 K: 0 S: 3 H: 1 LOB: 1 BB: 1 P: 7	R: 1 E: 0 K: 2 S: 8 H: 1 LOB: 3 BB: 2 P: 17	R: 0 E: 0 K: 2 S: 9 H: 2 LOB: 2 BB: 0 P: 9	R: 0 E: 0 K: 1 S: 5 H: 0 LOB: 0 BB: 0 P: 5	R: 0 E: 0 K: 1 S: 5 H: 0 LOB: 0 BB: 0 P: 5	1B: 5 2B: 2 3B: 1 HR: 0 SF: 0 SAC: 0 DP: 2 HBP: 1						

PITCHER	IP	WLS	BF	H	R	ER	SO	BB	IBB	HBP	BLK	WP	HR	S	P	ERA	WHIP
Rick Aguilera, R (1, 1) ERA: 4.06	6.2	W	30	8	2	2	6	3	0	1	1	0	0	38	51	2.70	1.650
Jesse Orosco, L (7, 1) ERA: 2.48	2.1	S	7	0	0	0	3	0	0	0	0	0	0	13	13	0.00	0.000

PITCHER	IP	WLS	BF	H	R	ER	SO	BB	IBB	HBP	BLK	WP	HR	S	P	ERA	WHIP

AB	33
R	2
H	8
RBI	2
BB	3
SO	9
LOB	14

PA: 37

WP: 0
PB: 0
SB: 0
CS: 0

livebaseballscorecards.com

Chicago Cubs @ New York Mets

Shea Stadium, Flushing, NY

Wed Sep 17 1986, 7:05 PM EDT

Att. 47,823 - Unknown

TOP

livebaseballscorecards.com

Batter	1	2	3	4	5	6	7	8	9	AB	R	H	RBI	BB	SO	LOB
Chico Walker, S (1, 9) OBP: 0.357, SLG: 0.440	6-3		6-3		F7			HR 23 S BB	4-3	4	1	0	0	1	0	3
23 Ryne Sandberg, R (1, 4) OBP: 0.328, SLG: 0.406	4-3 2B		K			4-3 S BB		K 1-2		3	0	1	0	1	2	1
Rafael Palmeiro, L (1, 7) OBP: 0.290, SLG: 0.517	4-3 2-3			G6-3 BB		K 1-2		2-H HR		3	1	1	2	1	1	2
Keith Moreland, R (1, 5) OBP: 0.330, SLG: 0.391	6-3			G6-3 1-2f		4-3 2-3		6-3		4	0	0	0	0	0	3
Leon Durham, L (1, 3) OBP: 0.346, SLG: 0.460		5-3 1B		BB		G3		F8		3	0	1	0	1	0	1
Jody Davis, R (1, 2) OBP: 0.284, SLG: 0.397		5-3 1-2		F8			F9		FC6-4 BB	3	0	0	0	1	0	2
Shawon Dunston, R (1, 6) OBP: 0.282, SLG: 0.417		K			L7		2B		FC6-4 1B 1-2f	4	0	1	0	0	1	2
Bob Dernier, R (1, 8) OBP: 0.266, SLG: 0.303 Chris Speier, R (9, PH) OBP: 0.370, SLG: 0.482 Dave Martinez, L (9, PR) OBP: 0.193, SLG: 0.206		K			4-3		K		1B 1-2	3 1 0	0 0 0	0 1 0	0 0 0	0 0 0	2 0 0	2 0 0
Dennis Eckersley, R (1, 1) OBP: 0.179, SLG: 0.308 Guy Hoffman, L (5, 1) Thad Bosley, L (7, PH) OBP: 0.359, SLG: 0.333 Frank DiPino, L (7, 1) OBP: 0.167, SLG: 0.167 Jerry Mumphrey, S (9, PH) OBP: 0.356, SLG: 0.393			K	1B			F8		K	2 0 1 0 1	0 0 0 0 0	1 0 0 0 1	0 0 0 0 2	1 0 0 0 0	0 0 1 0 2	0 0 1 0 2

	AB	32
	R	2
	H	6
	RBI	2
	BB	5
	SO	8
	LOB	19

Inning Stats	1	2	3	4	5	6	7	8	9	1B: 3	SF: 0	WP: 0	PA: 37
R:	0	0	0	0	0	0	0	2	0	2B: 2	SAC: 0	PB: 0	
E:	0	0	0	0	0	0	0	0	0	3B: 0	DP: 1	SB: 2	
K:	0	2	2	0	0	1	1	1	1	HR: 1	HBP: 0	CS: 0	
S:	4	8	7	2	4	5	6	6	6				
H:	1	1	0	0	1	0	1	1	1				
LOB:	1	1	0	1	1	1	1	0	2				
BB:	0	0	0	2	0	1	0	1	1				
P:	4	8	7	10	4	9	6	10	10				

PITCHER	IP	WLS	BF	H	R	ER	SO	BB	IBB	HBP	BLK	WP	HR	S	P	ERA	WHIP
Dwight Gooden, R (1, 1) ERA: 3.0	9.0	W	37	6	2	2	8	5	0	0	0	0	1	48	68	2.00	1.222

PITCHER	IP	WLS	BF	H	R	ER	SO	BB	IBB	HBP	BLK	WP	HR	S	P	ERA	WHIP

Batter	1	2	3	4	5	6	7	8	9	AB	R	H	RBI	BB	SO	LOB
Lenny Dykstra, L (1, 8) OBP: 0.376, SLG: 0.457	1-3		1B		SH 1B 2B	BB		F6		4	2	2	0	1	0	1
Wally Backman, S (1, 4) OBP: 0.386, SLG: 0.393	6-3		1B 1B 1-2 1B		SH BB 1B 2-3	5-3				3	1	1	0	0	0	2
Dave Magadan, L (1, 3) OBP: 0.667, SLG: 0.667	2B 1B		1B 1-3 2-H 1B		BB 1-2 3-H 1B		E3 WP E			4	0	3	2	0	0	0
Stan Jefferson, S (7, PR) OBP: 0.286, SLG: 0.167										0	1	0	0	0	0	0
Keith Hernandez, L (8, 3) OBP: 0.414, SLG: 0.446										0	0	0	0	0	0	0
Gary Carter, R (1, 2) OBP: 0.331, SLG: 0.423	1-3 2B		K		K		F9 1-2			4	0	1	0	0	2	5
Darryl Strawberry, L (1, 9) OBP: 0.353, SLG: 0.477	F8		1B 1-3 3-H 1B		G6-4-3 1-2 2-3 BB		E9 CS 2-H 1B			3	0	2	1	1	0	2
Mookie Wilson, S (1, 7) OBP: 0.350, SLG: 0.438		K	1-3		G6-4-3 1-2f		K 1-2			4	0	0	0	0	2	6
Ray Knight, R (1, 5) OBP: 0.349, SLG: 0.416		K	1-3	4-3 2B			SH3-4 1B			4	0	2	0	0	1	0
Rafael Santana, R (1, 6) OBP: 0.277, SLG: 0.251		K	F3	4-3 2-3			F8			4	0	0	0	0	1	2
Dwight Gooden, R (1, 1) OBP: 0.108, SLG: 0.111			K	K	L4		SH3-4 1-2			3	0	0	0	0	2	1
Inning Stats	R: 0 E: 0 K: 0 S: 5 H: 2 LOB: 2 BB: 0 P: 5	R: 0 E: 0 K: 3 S: 9 H: 0 LOB: 0 BB: 0 P: 9	R: 2 E: 0 K: 2 S: 11 H: 4 LOB: 2 BB: 0 P: 11	R: 0 E: 0 K: 1 S: 5 H: 0 LOB: 0 BB: 0 P: 5	R: 1 E: 1 K: 1 S: 7 H: 2 LOB: 2 BB: 1 P: 11	R: 0 E: 0 K: 0 S: 4 H: 1 LOB: 2 BB: 1 P: 8	R: 1 E: 2 K: 1 S: 6 H: 1 LOB: 1 BB: 0 P: 6	R: 0 E: 0 K: 0 S: 4 H: 1 LOB: 1 BB: 0 P: 4		1B: 8 2B: 3 3B: 0 HR: 0 SF: 0 SAC: 2 DP: 1 HBP: 0						

BOTTOM

Chicago Cubs @ New York Mets

Shea Stadium, Flushing, NY

Wed Sep 17 1986, 7:05 PM EDT

Att. 47,823 - Unknown

livebaseballscorecards.com

AB	33
R	4
H	11
RBI	3
BB	2
SO	8
LOB	19

WP: 1 PB: 0 SB: 0 CS: 1 PA: 37

PITCHER		IP	WLS	BF	H	R	ER	SO	BB	IBB	HBP	BLK	WP	HR	S	P	ERA	WHIP
Dennis Eckersley, R ERA: 4.67	(1, 1)	4.1	L	22	8	3	3	7	0	0	0	0	0	0	36	36	6.23	1.846
Guy Hoffman, L ERA: 4.35	(5, 1)	1.2		7	1	0	0	0	2	0	0	0	0	0	5	13	0.00	1.800
Frank DiPino, L ERA: 4.2	(7, 1)	2.0		8	2	1	0	1	0	0	0	0	1	0	10	10	0.00	1.000

PITCHER	IP	WLS	BF	H	R	ER	SO	BB	IBB	HBP	BLK	WP	HR	S	P	ERA	WHIP

Chicago Cubs @ New York Mets

Shea Stadium, Flushing, NY

Thu Sep 18 1986, 7:05 PM EDT

Att. 13,726 - Unknown

TOP

Batter	1	2	3	4	5	6	7	8	9	AB	R	H	RBI	BB	SO	LOB
Chico Walker, S (1, 9) OBP: 0.350, SLG: 0.426	F6		6-3		B3			23 CS 1B		4	0	1	0	0	0	0
23 Ryne Sandberg, R (1, 4) OBP: 0.327, SLG: 0.405	S 1B		F2			1-4-3		6-3 1-2		4	0	1	0	0	0	1
Rafael Palmeiro, L (1, 7) OBP: 0.286, SLG: 0.485	F8 1-2		F8			3-1		FC6-4 1B		4	0	1	0	0	0	1
Keith Moreland, R (1, 5) OBP: 0.329, SLG: 0.389	5-3			6-3		BB BB		FC6-4 1-2f		3	0	0	0	1	0	2
Leon Durham, L (1, 3) OBP: 0.349, SLG: 0.461		F9 1B		1B		BB 1-2			4-3	3	0	2	0	1	0	0
Jody Davis, R (1, 2) OBP: 0.285, SLG: 0.397				F8		3-1			K	2	0	1	0	0	0	1
Mike Martin, L (6, PH) (6, 2)		1B 1-2								1	0	0	0	0	0	2
Manny Trillo, R (9, PH) OBP: 0.384, SLG: 0.415										1	0	0	0	0	1	0
Brian Dayett, R (1, 8) OBP: 0.171, SLG: 0.125		F9 2-3		F9			6-3		K	4	0	0	0	0	1	3
Shawon Dunston, R (1, 6) OBP: 0.281, SLG: 0.414		F4			F3		F7			3	0	0	0	0	0	2
Greg Maddux, R (1, 1) OBP: 0.375, SLG: 0.375		F6			F7		G3			1	0	0	0	0	0	2
Terry Francona, L (5, PH) OBP: 0.276, SLG: 0.322										1	0	0	0	0	0	0
Steve Trout, L (5, 1) OBP: 0.200, SLG: 0.205										0	0	0	0	0	0	0
Dave Martinez, L (7, PH) OBP: 0.191, SLG: 0.204										1	0	0	0	0	0	0
Frank DiPino, L (7, 1) OBP: 0.167, SLG: 0.167										0	0	0	0	0	0	0
Ron Davis, R (8, 1)										0	0	0	0	0	0	0
Inning Stats	R: 0 E: 0 K: 0 S: 4 H: 1 LOB: 1 BB: 0 P: 4	R: 0 E: 0 K: 0 S: 5 H: 2 LOB: 2 BB: 0 P: 5	R: 0 E: 0 K: 0 S: 3 H: 0 LOB: 0 BB: 0 P: 3	R: 0 E: 0 K: 0 S: 4 H: 1 LOB: 1 BB: 0 P: 4	R: 0 E: 0 K: 0 S: 3 H: 0 LOB: 0 BB: 0 P: 3	R: 0 E: 0 K: 0 S: 3 H: 0 LOB: 2 BB: 2 P: 11	R: 0 E: 0 K: 0 S: 3 H: 0 LOB: 0 BB: 0 P: 3	R: 0 E: 0 K: 0 S: 4 H: 2 LOB: 1 BB: 0 P: 4	R: 0 E: 0 K: 2 S: 7 H: 0 LOB: 0 BB: 0 P: 7	1B: 6 2B: 0 3B: 0 HR: 0 SF: 0 SAC: 0 DP: 0 HBP: 0						

PITCHER	IP	WLS	BF	H	R	ER	SO	BB	IBB	HBP	BLK	WP	HR	S	P	ERA	WHIP
Rick Anderson, R (1, 1) ERA: 2.77	5.0	W	19	4	0	0	0	0	0	0	0	0	0	19	19	0.00	0.800
John Mitchell, R (6, 1) ERA:	3.0		12	2	0	0	0	2	0	0	0	0	0	10	18	0.00	1.333
Randy Myers, L (9, 1) ERA: 1.86	1.0		3	0	0	0	2	0	0	0	0	0	0	7	7	0.00	0.000

PITCHER	IP	WLS	BF	H	R	ER	SO	BB	IBB	HBP	BLK	WP	HR	S	P	ERA	WHIP

AB	32
R	0
H	6
RBI	0
BB	2
SO	2
LOB	14

WP: 0	PA: 34
PB: 0	
SB: 1	
CS: 1	

livebaseballscorecards.com

Batter	1	2	3	4	5	6	7	8	9	AB	R	H	RBI	BB	SO	LOB
Stan Jefferson, S (1, 8) OBP: 0.273, SLG: 0.200	4-3		7-1-5 3-Hf	4-3			G3-6-3 1B 1B 1B			4	1	1	0	0	0	3
Tim Teufel, R (1, 4) OBP: 0.335, SLG: 0.380	K			E1 E 1B	BBBB CS BB		1-2 G3-6-3 1B			3	1	2	0	1	1	0
Dave Magadan, L (1, 3) OBP: 0.500, SLG: 0.500	6-3			E7 E HR 2-H 1B	G3 1-2		G3-6-3 1-2f 2-3			4	1	1	1	0	0	3
Kevin Mitchell, R (1, 9) OBP: 0.357, SLG: 0.482		SSS K		5-3	F8		3-H 1B			4	0	1	1	0	1	1
Lee Mazzilli, S (1, 7) OBP: 0.373, SLG: 0.331		F8		E6 HR 2-3 1B		4-3	F7			4	1	1	0	0	0	1
Howard Johnson, S (1, 5) OBP: 0.345, SLG: 0.454		BBBB S BB		1-H 3-H HR		BBBB S BB		4-3		2	1	1	3	2	0	0
Kevin Elster, R (1, 6) OBP: 0.444, SLG: 0.400		4-3 1-2		BBBB FC1-5 BB BB		SSS K 1-2		BLK 1B		3	0	1	0	1	1	2
John Gibbons, R (1, 2) OBP: 0.471, SLG: 0.500			SH5-4 7-1-5 2B	BBBB FC1-5 1-2 BB		IIII IBB		4-3 1-2		2	0	1	0	2	0	1
Rick Anderson, R (1, 1) OBP: 0.091, SLG: 0.091 John Mitchell, R (6, 1) Danny Heep, L (8, PH) OBP: 0.389, SLG: 0.431 Randy Myers, L (9, 1)			SH5-4 2-3	FC1-5 1-2 2-3f		4-3		G3		1 1 1 0	0 0 0 0	0 0 0 0	0 0 0 0	0 0 0 0	0 0 0 0	2 2 1 0
Inning Stats	R: 0 E: 0 K: 1 S: 5 H: 0 LOB: 0 BB: 0 P: 5	R: 0 E: 0 K: 1 S: 5 H: 0 LOB: 1 BB: 1 P: 9	R: 0 E: 0 K: 0 S: 3 H: 1 LOB: 0 BB: 0 P: 3	R: 4 E: 3 K: 0 S: 7 H: 4 LOB: 2 BB: 2 P: 15	R: 0 E: 0 K: 0 S: 2 H: 0 LOB: 0 BB: 1 P: 6	R: 0 E: 0 K: 1 S: 5 H: 0 LOB: 2 BB: 2 P: 13	R: 1 E: 0 K: 0 S: 5 H: 3 LOB: 1 BB: 0 P: 5	R: 0 E: 0 K: 0 S: 4 H: 1 LOB: 1 BB: 0 P: 4		1B: 7 2B: 2 3B: 0 HR: 1	SF: 0 SAC: 1 DP: 2 HBP: 0					

PITCHER	IP	WLS	BF	H	R	ER	SO	BB	IBB	HBP	BLK	WP	HR	S	P	ERA	WHIP
Greg Maddux, R (1, 1) ERA: 4.5	4.0	L	19	5	4	4	2	3	0	0	0	0	1	20	32	9.00	2.000
Steve Trout, L (5, 1) ERA: 4.83	2.0		8	0	0	0	1	2	1	0	0	0	0	7	19	0.00	1.000
Frank DiPino, L (7, 1) ERA: 4.26	1.0		5	3	1	1	0	0	0	0	0	0	0	5	5	9.00	3.000
Ron Davis, R (8, 1) ERA: 8.02	1.0		4	1	0	0	0	0	0	0	1	0	0	4	4	0.00	1.000

PITCHER	IP	WLS	BF	H	R	ER	SO	BB	IBB	HBP	BLK	WP	HR	S	P	ERA	WHIP

BOTTOM

Chicago Cubs @ New York Mets

Shea Stadium, Flushing, NY

Thu Sep 18 1986, 7:05 PM EDT

Att. 13,726 - Unknown

livebaseballscorecards.com

AB	29
R	5
H	9
RBI	5
BB	6
SO	3
LOB	16

Batter	1	2	3	4	5	6	7	8	9	AB	R	H	RBI	BB	SO	LOB
Gary Redus, R (1, 7) OBP: 0.341, SLG: 0.445	S S S 0-3 ① K		x 0-0 ② F8		S S S 0-3 ③ K		x 0-0 G3 1-2 1B		x 0-0 F4	5	0	1	0	0	2	3
Juan Samuel, R (1, 4) OBP: 0.295, SLG: 0.439	S S S 0-3 ② K		x 0-0 ③ F2			B B B 4-0 WP 2B BB	x 0-0 ① F8		x 0-0 S 1B 1B	4	2	1	0	1	1	3
Von Hayes, L (1, 3) OBP: 0.384, SLG: 0.477	x 0-0 ③ F8			S S S 0-3 ① K		x 0-0 G6-4-3 1-H 1B 2B	x 0-0 ② G3 1-2 2-3		S S S 0-3 ② K 1-2	5	1	1	1	0	2	3
Mike Schmidt, R (1, 5) OBP: 0.387, SLG: 0.560		x 0-0 ① 6-3		x 0-0 ② 5-3		B B B 4-0 G6-4-3 BB	I I I 4-0 IBB		I I I 4-0 1B CS IBB	2	1	0	0	3	0	0
Glenn Wilson, R (1, 9) OBP: 0.310, SLG: 0.406		x 0-0 ② 6-3		x 0-0 ③ 6-3		x 0-0 ①② G6-4-3 1-2f 2-3	x 0-0 ③ F9		x 0-0 CS 1-3 2-H 1B	5	0	1	1	0	0	5
Ron Roenicke, S (1, 8) OBP: 0.389, SLG: 0.373 Milt Thompson, L (8, PR) OBP: 0.306, SLG: 0.357 (8, 8)		B B B B 4-0 BB			B B B B 4-0 1B BB	B B B B 4-0 1B BB		B B B B 4-0 FC4-6 E CS BB	0-0 ③ CS 1-2 3-H	0 0	0 0	0 0	0 0	4 0	0 0	0 0
Ronn Reynolds, R (1, 2) OBP: 0.244, SLG: 0.301		S S S 0-3 ③ K			x 0-0 ① F8	x 0-0 1-2 3-H 1B		x 0-0 E6 FC4-6 1-2		4	0	1	1	0	1	3
Steve Jeltz, S (1, 6) OBP: 0.328, SLG: 0.270			x 0-0 SH1-4 1B		x 0-0 1-2 1B	S S S 0-3 ③ K		x 0-0 ① FC4-6 CS 1-2f 2-3		4	0	2	0	0	1	4
Kevin Gross, R (1, 1) OBP: 0.203, SLG: 0.315 Steve Bedrosian, R (9, 1) OBP: 0.333, SLG: 0.200			x 0-0 ① SH1-4 1-2		S S S 0-3 ② K		x 0-0 G3 1B 1B	x 0-0 ②③ G3 1-3 3-H		3 0	0 0	1 0	0 0	0 0	1 0	4 0
Inning Stats	R: 0 E: 0 K: 2 S: 7 H: 0 LOB: 0 BB: 0 P: 7	R: 0 E: 0 K: 1 S: 5 H: 0 LOB: 1 BB: 1 P: 9	R: 0 E: 0 K: 0 S: 4 H: 1 LOB: 1 BB: 0 P: 4	R: 0 E: 0 K: 1 S: 5 H: 0 LOB: 0 BB: 0 P: 5	R: 0 E: 0 K: 2 S: 8 H: 1 LOB: 2 BB: 1 P: 12	R: 2 E: 0 K: 1 S: 6 H: 2 LOB: 2 BB: 3 P: 18	R: 0 E: 0 K: 0 S: 5 H: 2 LOB: 3 BB: 1 P: 9	R: 0 E: 1 K: 0 S: 3 H: 0 LOB: 2 BB: 1 P: 7	R: 2 E: 0 K: 1 S: 6 H: 2 LOB: 0 BB: 1 P: 10	1B: 7 2B: 1 3B: 0 HR: 0	SF: 0 SAC: 1 DP: 1 HBP: 0						

TOP

Philadelphia Phillies @ New York Mets

Shea Stadium, Flushing, NY

Fri Sep 19 1986, 7:05 PM EDT

Att. 35,023 - Unknown

livebaseballscorecards.com

AB	32
R	4
H	8
RBI	3
BB	8
SO	8
LOB	25

WP: 1 PB: 0 SB: 1 CS: 4 PA: 42

PITCHER		IP	WLS	BF	H	R	ER	SO	BB	IBB	HBP	BLK	WP	HR	S	P	ERA	WHIP
Sid Fernandez, L ERA: 3.67	(1, 1)	6.0	L	26	4	2	2	7	5	0	0	0	1	0	35	55	3.00	1.500
Doug Sisk, R ERA: 2.51	(7, 1)	2.0		10	2	0	0	0	1	1	0	0	0	0	8	16	0.00	1.500
Randy Niemann, L ERA: 3.86	(9, 1)	1.0		5	2	2	2	1	0	1	0	0	0	0	6	10	18.00	2.000

PITCHER	IP	WLS	BF	H	R	ER	SO	BB	IBB	HBP	BLK	WP	HR	S	P	ERA	WHIP

Philadelphia Phillies @ New York Mets

Shea Stadium, Flushing, NY

Fri Sep 19 1986, 7:05 PM EDT

Att. 35,023 - Unknown

BOTTOM

livebaseballscorecards.com

Batter	1	2	3	4	5	6	7	8	9	AB	R	H	RBI	BB	SO	LOB
Stan Jefferson, S (1, 8) OBP: 0.200, SLG: 0.143	K		F7			G6-4-3 1-2f			K	4	0	0	0	0	2	2
Tim Teufel, R (1, 4) OBP: 0.337, SLG: 0.386	K			1B SF7 2B		K2-3			1B 1B	4	2	2	0	0	2	0
Dave Magadan, L (1, 3) OBP: 0.500, SLG: 0.500	L5			G4-6-3 2-3 1B			4-3		1B 1-3 1B	4	1	2	0	0	0	0
Kevin Mitchell, R (1, 9) OBP: 0.353, SLG: 0.477		K		SF7 3-H			3-1		F6	3	0	0	1	0	1	2
Danny Heep, L (1, 7) OBP: 0.386, SLG: 0.427		4-3		G4-6-3 1-2f			L7		1B 1-2 3-H	4	0	1	1	0	0	1
Howard Johnson, S (1, 5) OBP: 0.344, SLG: 0.449		5-3			B3-1			F5	1-3 2-H	4	0	1	1	0	0	0
Ed Hearn, R (1, 2) OBP: 0.336, SLG: 0.413 Mookie Wilson, S (9, PH) OBP: 0.350, SLG: 0.438 Darryl Strawberry, L (9, PH) OBP: 0.352, SLG: 0.476			F8		F9			F7	L9	3 0 1	0 0 0	0 0 0	0 0 0	0 0 0	0 0 0	0 0 2
Kevin Elster, R (1, 6) OBP: 0.400, SLG: 0.353 Wally Backman, S (8, PH) OBP: 0.388, SLG: 0.393 Rafael Santana, R (9, 6) OBP: 0.277, SLG: 0.251			K		1-3			BB		2 0 0	0 0 0	0 0 0	0 0 0	0 1 0	1 0 0	0 0 0
Sid Fernandez, L (1, 1) OBP: 0.212, SLG: 0.222 Lenny Dykstra, L (6, PH) OBP: 0.377, SLG: 0.457 Doug Sisk, R (7, 1) Lee Mazzilli, S (8, PH) OBP: 0.371, SLG: 0.328 Randy Niemann, L (9, 1) OBP: 0.429, SLG: 0.333			BB			G6-4-3 BB		F8		0 0 0 1 0	0 0 0 0 0	0 0 0 0 0	0 0 0 0 0	1 1 0 0 0	0 0 0 0 0	0 0 0 1 0
Inning Stats	R: 0 E: 0 K: 2 S: 7 H: 0 LOB: 0 BB: 0 P: 7	R: 0 E: 0 K: 1 S: 5 H: 0 LOB: 0 BB: 0 P: 5	R: 0 E: 0 K: 1 S: 5 H: 0 LOB: 1 BB: 1 P: 9	R: 1 E: 0 K: 0 S: 4 H: 2 LOB: 0 BB: 0 P: 4	R: 0 E: 0 K: 0 S: 3 H: 0 LOB: 0 BB: 0 P: 3	R: 0 E: 0 K: 1 S: 4 H: 0 LOB: 0 BB: 1 P: 8	R: 0 E: 0 K: 0 S: 3 H: 0 LOB: 0 BB: 0 P: 3	R: 0 E: 0 K: 0 S: 3 H: 0 LOB: 1 BB: 1 P: 7	R: 2 E: 0 K: 1 S: 9 H: 4 LOB: 2 BB: 0 P: 9	1B: 5 2B: 1 3B: 0 HR: 0 SF: 1 SAC: 0 DP: 2 HBP: 0						

	AB	30
	R	3
	H	6
	RBI	3
	BB	3
	SO	6
	LOB	8

WP: 0 PB: 0 SB: 0 CS: 0 PA: 34

PITCHER		IP	WLS	BF	H	R	ER	SO	BB	IBB	HBP	BLK	WP	HR	S	P	ERA	WHIP
Kevin Gross, R ERA: 3.91	(1, 1)	8.2	W	33	6	3	3	6	3	0	0	0	0	0	42	54	3.12	1.038
Steve Bedrosian, R ERA: 3.3	(9, 1)	0.1	S	1	0	0	0	0	0	0	0	0	0	0	1	1	0.00	0.000

PITCHER	IP	WLS	BF	H	R	ER	SO	BB	IBB	HBP	BLK	WP	HR	S	P	ERA	WHIP

Batter	1	2	3	4	5	6	7	8	9	AB	R	H	RBI	BB	SO	LOB
Milt Thompson, L (1, 8) OBP: 0.304, SLG: 0.354	L8		K		1-3		4-3		FC4-6, 2-3, 1B	5	0	1	0	0	1	0
Juan Samuel, R (1, 4) OBP: 0.296, SLG: 0.439	1B		S, 1B		K2-3		F9		FC4-6, 1B, 1-2f, 3-H	5	1	2	1	0	1	1
Von Hayes, L (1, 3) OBP: 0.385, SLG: 0.486	F6		K2-3, 1-2			HR	2B		FC6-4, 1-3, 1B	5	1	3	1	0	1	2
Mike Schmidt, R (1, 5) OBP: 0.387, SLG: 0.556	L7			6-3		2-3, BB, 1B, BB	BB		FC6-4, 1-2f, 3-H	3	1	0	1	2	0	2
Glenn Wilson, R (1, 9) OBP: 0.312, SLG: 0.409		2B		1B, BB		F8	K		4-3	1	0	1	0	1	0	0
Greg Gross, L (5, 9) OBP: 0.381, SLG: 0.306										3	0	0	0	0	1	4
Gary Redus, R (1, 7) OBP: 0.343, SLG: 0.444		K		1-2, 1B		2-3, 1-2, 1B, BB		6-3		3	1	1	0	1	1	1
Ronn Reynolds, R (1, 2) OBP: 0.244, SLG: 0.299		F8		K		2-3, 1-2, 2-3		G4-3, 1B		4	0	1	0	0	1	5
Steve Jeltz, S (1, 6) OBP: 0.328, SLG: 0.270		4-3		F9		2-H, 3-H, 1B		G4-3, 1-2f		4	0	1	2	0	0	4
Bruce Ruffin, S (1, 1) OBP: 0.065, SLG: 0.087			F1		K	G3			1B, FC4-6, 2B	2	0	0	0	0	1	0
Jeff Stone, L (6, PH) OBP: 0.332, SLG: 0.405										1	0	0	0	0	0	1
Tom Hume, R (6, 1)										0	0	0	0	0	0	0
Michael Jackson, R (8, 1)										0	0	0	0	0	0	0
Chris James, R (9, PH) OBP: 0.250, SLG: 0.391										1	1	1	0	0	0	0
Inning Stats	R: 0 E: 0 K: 0 S: 4 H: 1 LOB: 1 BB: 0 P: 4	R: 0 E: 0 K: 1 S: 6 H: 1 LOB: 1 BB: 0 P: 6	R: 0 E: 0 K: 2 S: 8 H: 1 LOB: 1 BB: 0 P: 8	R: 0 E: 0 K: 1 S: 6 H: 1 LOB: 2 BB: 1 P: 10	R: 0 E: 0 K: 2 S: 7 H: 0 LOB: 0 BB: 0 P: 7	R: 3 E: 0 K: 0 S: 5 H: 2 LOB: 1 BB: 2 P: 13	R: 0 E: 0 K: 1 S: 6 H: 1 LOB: 2 BB: 1 P: 10	R: 0 E: 0 K: 0 S: 3 H: 1 LOB: 0 BB: 0 P: 3	R: 2 E: 0 K: 0 S: 6 H: 3 LOB: 1 BB: 0 P: 6	1B: 7 2B: 3 3B: 0 HR: 1 SF: 0 SAC: 0 DP: 1 HBP: 0						

PITCHER		IP	WLS	BF	H	R	ER	SO	BB	IBB	HBP	BLK	WP	HR	S	P	ERA	WHIP
Ron Darling, R ERA: 2.93	(1, 1)	7.0	W	32	7	3	3	7	4	0	0	0	0	1	42	58	3.86	1.571
Roger McDowell, R ERA: 3.02	(8, 1)	2.0		9	4	2	2	0	0	0	0	0	0	0	9	9	9.00	2.000

PITCHER	IP	WLS	BF	H	R	ER	SO	BB	IBB	HBP	BLK	WP	HR	S	P	ERA	WHIP

TOP

Philadelphia Phillies @ New York Mets

Shea Stadium, Flushing, NY

Sat Sep 20 1986, 7:05 PM EDT

Att. 39,104 - Unknown

livebaseballscorecards.com

AB	37
R	5
H	11
RBI	5
BB	4
SO	7
LOB	20

BOTTOM

Philadelphia Phillies @ New York Mets

Shea Stadium, Flushing, NY

Sat Sep 20 1986, 7:05 PM EDT

Att. 39,104 - Unknown

Batter	1	2	3	4	5	6	7	8	9	AB	R	H	RBI	BB	SO	LOB
Mookie Wilson, S (1, 7) OBP: 0.353, SLG: 0.439	S 1B 1B		4-3 ①		G3 S 1B	HR IBB		G4-6-3 ②③ 1-2f		4	2	2	0	1	0	1
Stan Jefferson, S (1, 8) OBP: 0.263, SLG: 0.353	BBBB 1B 1-2 BB		6-3 ②		L9 ①	1-H 2-H HR				3	1	1	3	1	0	1
Kevin Mitchell, R (1, 9) OBP: 0.352, SLG: 0.474	E 1-2 2-H 1B ①		6-3 ③		G3 ② 1-3	6-3 ③				4	1	1	1	0	0	1
Gary Carter, R (1, 3) OBP: 0.328, SLG: 0.419	F7 ②			L9 ①	F7 ③		F4 ①			4	0	0	0	0	0	2
Ray Knight, R (1, 5) OBP: 0.349, SLG: 0.416	E6 1-H 2B			5-3 ②		G3 ①	F9 ②			4	1	1	1	0	0	0
Tim Teufel, R (1, 4) OBP: 0.336, SLG: 0.383 Roger McDowell, R (8, 1) OBP: 0.333, SLG: 0.294	F7 ③			2B 1B		E6 2B 1B	6-3 ③			4 0	1 0	1 0	0 0	0 0	0 0	0 0
John Gibbons, R (1, 2) OBP: 0.571, SLG: 0.889		G3-6-3 1B		1-3 2B		1-3 1B 2B		HR		4	2	4	1	0	0	0
Rafael Santana, R (1, 6) OBP: 0.278, SLG: 0.250 Danny Heep, L (6, PH) OBP: 0.389, SLG: 0.430 Kevin Elster, R (7, 6) OBP: 0.381, SLG: 0.333		G3-6-3 ①② 1-2f		IBB		SH1-4 HR 2-H 3-H 1B		F7 ①		1 1 1	0 1 0	0 1 0	0 2 0	1 0 0	0 0 0	1 0 0
Ron Darling, R (1, 1) OBP: 0.139, SLG: 0.132 Wally Backman, S (8, 4) OBP: 0.389, SLG: 0.395		5-3 ③		F6 ③		SH1-4 ② 1-2		G4-6-3 1B		2 1	0 0	0 1	0 0	0 0	0 0	3 0
Inning Stats	R: 3 H: 3 E: 1 LOB: 0 K: 0 BB: 1 S: 5 P: 9	R: 0 H: 1 E: 0 LOB: 0 K: 0 BB: 0 S: 3 P: 3	R: 0 H: 0 E: 0 LOB: 0 K: 0 BB: 0 S: 3 P: 3	R: 0 H: 2 E: 0 LOB: 3 K: 0 BB: 1 S: 5 P: 9	R: 0 H: 1 E: 0 LOB: 1 K: 0 BB: 0 S: 4 P: 4	R: 5 H: 3 E: 1 LOB: 0 K: 0 BB: 1 S: 7 P: 11	R: 0 H: 0 E: 0 LOB: 0 K: 0 BB: 0 S: 3 P: 3	R: 1 H: 2 E: 0 LOB: 0 K: 0 BB: 0 S: 4 P: 4		1B: 7 SF: 0 2B: 3 SAC: 1 3B: 0 DP: 2 HR: 2 HBP: 0				WP: 0 PA: 37 PB: 0 SB: 2 CS: 0		

livebaseballscorecards.com

	AB	33
	R	9
	H	12
	RBI	8
	BB	3
	SO	0
	LOB	9

PITCHER		IP	WLS	BF	H	R	ER	SO	BB	IBB	HBP	BLK	WP	HR	S	P	ERA	WHIP
Bruce Ruffin, L ERA: 2.63	(1, 1)	5.0		22	7	3	2	0	1	1	0	0	0	0	20	28	3.60	1.600
Tom Hume, R ERA: 2.79	(6, 1)	2.0	L	11	3	5	1	0	0	1	0	0	0	1	10	14	4.50	1.500
Michael Jackson, R ERA: 1.93	(8, 1)	1.0		4	2	1	1	0	0	0	0	0	0	1	4	4	9.00	2.000

PITCHER	IP	WLS	BF	H	R	ER	SO	BB	IBB	HBP	BLK	WP	HR	S	P	ERA	WHIP

Batter	1	2	3	4	5	6	7	8	9	AB	R	H	RBI	BB	SO	LOB
Milt Thompson, L (1, 8) OBP: 0.309, SLG: 0.353	BBBB 4-0 FC6-4 BB		x 0-0 ③ 6-3		x 0-0 CS 1B			BBBB 4-0 1B BB BB	SSS 0-3 ② K	3	1	1	0	2	1	0
Juan Samuel, R (1, 4) OBP: 0.298, SLG: 0.442	x 0-0 ① FC6-4 G4-6-3 1-2f			x 0-0 4-3 1B 2B	x 0-0 ①② 5-3 1-2			x 0-0 BB 1B 1-3 1B	x 0-0 BB 1B	5	2	3	0	0	0	2
Von Hayes, L (1, 3) OBP: 0.384, SLG: 0.482	x 0-0 ②③ G4-6-3 1-2f			x 0-0 ① 4-3 2-3	x 0-0 ③ F2			x 0-0 ① F6	BBBB 4-0 FC5-4 1-2 BB	4	0	0	0	1	0	4
Mike Schmidt, R (1, 5) OBP: 0.389, SLG: 0.556		x 0-0 WP 1B		x 0-0 HR 3-H 1B		x 0-0 ① L7		III 4-0 BB 1B IBB	x 0-0 ③ FC5-4 1-2f	4	2	2	1	1	0	2
Ron Roenicke, S (1, 9) OBP: 0.385, SLG: 0.367		x 0-0 ① F9 1-2		x 0-0 ② F7		x 0-0 ② G3		x 0-0 ② F3		4	0	0	0	0	0	5
Gary Redus, R (1, 7) OBP: 0.347, SLG: 0.454		BBBB 4-0 G5-4-3 BB		x 0-0 1-H HR		x 0-0 ③ L8		BBBB 4-0 1B 1-2 2-3 3-H BB		2	1	1	3	2	0	0
John Russell, R (1, 2) OBP: 0.307, SLG: 0.468 Kent Tekulve, R (8, 1)		x 0-0 ②③ G5-4-3 1-2f		x 0-0 1B 2B			x 0-0 ① 6-3	x 0-0 1-3 2-H 3-H 1B		4	1	2	2	0	0	2
										0	0	0	0	0	0	0
Steve Jeltz, S (1, 6) OBP: 0.327, SLG: 0.270			x 0-0 ① 4-3	x 0-0 FC4-6 2-H 1B			x 0-0 ② 4-3	SSS 0-3 ③ K		4	0	1	1	0	1	2
Marvin Freeman, R (1, 1)			x 0-0 ② 4-3	x 0-0 ③ FC4-6 1-2f			SSS 0-3 ③ K		x 0-0 ① 5-3	3	0	0	0	0	1	1
Ronn Reynolds, R (8, 2) OBP: 0.242, SLG: 0.297										1	0	0	0	0	0	0
Inning Stats	R: 0 H: 0 E: 0 LOB: 0 K: 0 BB: 1 S: 2 P: 6	R: 0 H: 1 E: 0 LOB: 1 K: 0 BB: 1 S: 3 P: 7	R: 0 H: 0 E: 0 LOB: 0 K: 0 BB: 0 S: 3 P: 3	R: 4 H: 5 E: 0 LOB: 1 K: 0 BB: 0 S: 8 P: 8	R: 0 H: 1 E: 0 LOB: 0 K: 0 BB: 0 S: 3 P: 3	R: 0 H: 0 E: 0 LOB: 0 K: 0 BB: 0 S: 3 P: 3	R: 0 H: 0 E: 0 LOB: 0 K: 1 BB: 0 S: 5 P: 5	R: 3 H: 2 E: 0 LOB: 2 K: 1 BB: 3 S: 7 P: 19	R: 0 H: 1 E: 0 LOB: 2 K: 1 BB: 1 S: 6 P: 10	1B: 7 SF: 0 2B: 2 SAC: 0 3B: 0 DP: 2 HR: 1 HBP: 0						WP: 1 PA: 40 PB: 0 SB: 0 CS: 1	

PITCHER		IP	WLS	BF	H	R	ER	SO	BB	IBB	HBP	BLK	WP	HR	S	P	ERA	WHIP
John Mitchell, R ERA: 3.6	(1, 1)	5.0	L	21	7	4	4	0	2	0	0	0	1	1	19	27	7.20	1.800
Doug Sisk, R ERA: 2.43	(6, 1)	2.0		6	0	0	0	1	0	0	0	0	0	0	8	8	0.00	0.000
Randy Myers, L ERA: 4.22	(8, 1)	1.0		8	2	3	3	1	2	1	0	0	0	0	7	19	27.00	4.000
Randy Niemann, L ERA: 3.74	(9, 1)	1.0		5	1	0	0	1	1	0	0	0	0	0	6	10	0.00	2.000

PITCHER	IP	WLS	BF	H	R	ER	SO	BB	IBB	HBP	BLK	WP	HR	S	P	ERA	WHIP

TOP

Philadelphia Phillies @ New York Mets

Shea Stadium, Flushing, NY

Sun Sep 21 1986, 3:33 AM EDT

Att. 42,631 - Unknown

livebaseballscorecards.com

AB	34
R	7
H	10
RBI	7
BB	6
SO	3
LOB	18

BOTTOM

Batter	1	2	3	4	5	6	7	8	9	AB	R	H	RBI	BB	SO	LOB
Lenny Dykstra, L (1, 8) OBP: 0.376, SLG: 0.454	BBBB 4-0 S BB		x 0-0 ② 4-3		x 0-0 ③ 6-3 1-2			x 0-0 ② F6		3	0	0	0	1	0	1
Wally Backman, S (1, 4) OBP: 0.388, SLG: 0.393	SSS 0-3 ① K 1-2		x 0-0 ③ F7			x 0-0 ① 4-3		x 0-0 1B		4	0	1	0	0	1	1
Dave Magadan, L (1, 3) OBP: 0.500, SLG: 0.438	x 0-0 ② 6-3			BBBB 4-0 FC3-6 BB		BBBB 4-0 BB		x 0-0 ③ 1-3		2	0	0	0	2	0	2
Gary Carter, R (1, 2) OBP: 0.328, SLG: 0.418	SSS 0-3 ③ K			x 0-0 ① F8		x 0-0 ② F7			x 0-0 1B	4	0	1	0	0	1	3
Darryl Strawberry, L (1, 9) OBP: 0.351, SLG: 0.478		x 0-0 PB 3B		x 0-0 ② FC3-6 1-2f		x 0-0 ③ L4			SSS 0-3 ① K	4	1	1	0	0	1	3
Danny Heep, L (1, 7) OBP: 0.384, SLG: 0.423		SSS 0-3 ① K 3-H		x 0-0 ③ F7			SSS 0-3 ① K		SSS 0-3 ② K	3	0	0	0	0	2	1
Randy Myers, L (8, 1)										0	0	0	0	0	0	0
Randy Niemann, L (9, 1) OBP: 0.429, SLG: 0.333										0	0	0	0	0	0	0
Stan Jefferson, S (9, PH) OBP: 0.250, SLG: 0.333										1	0	0	0	0	1	1
Howard Johnson, S (1, 5) OBP: 0.342, SLG: 0.443		x 0-0 ② 5-3			SSS 0-3 ① K		BBBB 4-0 G6-3 BB		x 0-0 ③ L9	3	0	0	0	1	1	1
Rafael Santana, R (1, 6) OBP: 0.276, SLG: 0.248		x 0-0 ③ 5-3			x 0-0 ② F3		x 0-0 ② ③ G6-3 1-2f			3	0	0	0	0	0	1
John Mitchell, R (1, 1)			SSS 0-3 ① K		BBBB 4-0 S BB			x 0-0 ① F7		1	0	0	0	0	1	0
Lee Mazzilli, S (5, PH) OBP: 0.374, SLG: 0.328										0	0	0	0	1	0	0
Doug Sisk, R (6, 1)										0	0	0	0	0	0	0
Mookie Wilson, S (8, 7) OBP: 0.352, SLG: 0.437										1	0	0	0	0	0	0
Inning Stats	R: 0 E: 0 K: 2 S: 7 H: 0 LOB: 1 BB: 1 P: 11	R: 1 E: 0 K: 1 S: 6 H: 1 LOB: 0 BB: 0 P: 6	R: 0 E: 0 K: 1 S: 5 H: 0 LOB: 0 BB: 0 P: 5	R: 0 E: 0 K: 0 S: 3 H: 0 LOB: 1 BB: 1 P: 7	R: 0 E: 0 K: 1 S: 5 H: 0 LOB: 1 BB: 1 P: 9	R: 0 E: 0 K: 0 S: 3 H: 0 LOB: 1 BB: 1 P: 7	R: 0 E: 0 K: 1 S: 4 H: 0 LOB: 0 BB: 1 P: 8	R: 0 E: 0 K: 0 S: 4 H: 1 LOB: 1 BB: 0 P: 4	R: 0 E: 0 K: 2 S: 8 H: 1 LOB: 1 BB: 0 P: 8	1B: 2 2B: 0 3B: 1 HR: 0	SF: 0 SAC: 0 DP: 1 HBP: 0						

PITCHER		IP	WLS	BF	H	R	ER	SO	BB	IBB	HBP	BLK	WP	HR	S	P	ERA	WHIP
Marvin Freeman, R ERA: 3.6	(1, 1)	7.0	W	26	1	1	1	6	5	0	0	0	0	0	33	53	1.29	0.857
Kent Tekulve, R ERA: 2.57	(8, 1)	2.0		8	2	0	0	2	0	0	0	0	0	0	12	12	0.00	1.000

PITCHER	IP	WLS	BF	H	R	ER	SO	BB	IBB	HBP	BLK	WP	HR	S	P	ERA	WHIP

Philadelphia Phillies @ New York Mets

Shea Stadium, Flushing, NY

Sun Sep 21 1986, 3:33 AM EDT

Att. 42,631 - Unknown

livebaseballscorecards.com

AB	29
R	1
H	3
RBI	0
BB	5
SO	8
LOB	14

1B: 2	SF: 0	WP: 0	PA: 34		
2B: 0	SAC: 0	PB: 1			
3B: 1	DP: 1	SB: 2			
HR: 0	HBP: 0	CS: 0			

St. Louis Cardinals @ New York Mets

Shea Stadium, Flushing, NY

Mon Sep 22 1986, 7:05 PM EDT

Att. 25,714 - Unknown

TOP

livebaseballscorecards.com

Batter	1	2	3	4	5	6	7	8	9	AB	R	H	RBI	BB	SO	LOB
Vince Coleman, S (1, 7) OBP: 0.306, SLG: 0.286	4-3		1-3			K			BB	3	1	0	0	1	1	1
Willie McGee, S (1, 8) OBP: 0.309, SLG: 0.368	6-3			E3 4-3 1B		F7			3-1 1-3	4	1	0	0	0	0	1
Tom Herr, S (1, 4) OBP: 0.337, SLG: 0.328	K			4-3 1-2		5-3			E4 3-H	4	0	0	1	0	1	1
Mike Laga, L (1, 3) OBP: 0.284, SLG: 0.459		K		4-3			F4		K	4	0	0	0	0	2	2
Andy Van Slyke, L (1, 9) OBP: 0.344, SLG: 0.438		F7		S 2-H 1B			3-1		K	4	0	1	1	0	1	1
Terry Pendleton, S (1, 5) OBP: 0.279, SLG: 0.303		F8		K 1-2			4-3			3	0	0	0	0	1	1
Ozzie Smith, S (1, 6) OBP: 0.366, SLG: 0.320			6-3 BLK 1B		3-1			4-1		3	0	1	0	0	0	0
Michael LaValliere, L (1, 2) OBP: 0.315, SLG: 0.296			6-3 1-3		F7			F8		2	0	0	0	0	0	1
John Morris, L (8, PH) OBP: 0.292, SLG: 0.270										1	0	0	0	0	0	0
Fred Manrique, R (8, 5) OBP: 0.286, SLG: 0.667										0	0	0	0	0	0	0
Bob Forsch, R (1, 1) OBP: 0.162, SLG: 0.329			K		F3			K		2	0	0	0	0	1	1
Bill Earley, R (7, 1)										0	0	0	0	0	0	0
Tom Lawless, R (7, 5) OBP: 0.325, SLG: 0.324										0	0	0	0	0	0	0
Curt Ford, L (8, PH) OBP: 0.318, SLG: 0.364										1	0	0	0	0	1	0
Steve Lake, R (8, 2) OBP: 0.323, SLG: 0.371										0	0	0	0	0	0	0
Inning Stats	R: 0 E: 0 K: 1 S: 5 H: 0 LOB: 0 BB: 0 P: 5	R: 0 E: 0 K: 1 S: 5 H: 0 LOB: 0 BB: 0 P: 5	R: 0 E: 0 K: 1 S: 6 H: 1 LOB: 1 BB: 0 P: 6	R: 1 E: 1 K: 1 S: 7 H: 1 LOB: 1 BB: 0 P: 7	R: 0 E: 0 K: 0 S: 3 H: 0 LOB: 0 BB: 0 P: 3	R: 0 E: 0 K: 1 S: 5 H: 0 LOB: 0 BB: 0 P: 5	R: 0 E: 0 K: 0 S: 3 H: 0 LOB: 0 BB: 0 P: 3	R: 0 E: 0 K: 1 S: 5 H: 0 LOB: 0 BB: 0 P: 5	R: 1 E: 1 K: 2 S: 8 H: 0 LOB: 1 BB: 1 P: 12	1B: 2 2B: 0 3B: 0 HR: 0 SF: 0 SAC: 0 DP: 0 HBP: 0							WP: 0 PB: 0 SB: 2 CS: 0 PA: 32

	AB	31
	R	2
	H	2
	RBI	2
	BB	1
	SO	8
	LOB	9

PITCHER	IP	WLS	BF	H	R	ER	SO	BB	IBB	HBP	BLK	WP	HR	S	P	ERA	WHIP
Dwight Gooden, R (1, 1) ERA: 2.92	9.0	W	32	2	2	1	8	1	0	0	1	0	0	47	51	1.00	0.333

PITCHER	IP	WLS	BF	H	R	ER	SO	BB	IBB	HBP	BLK	WP	HR	S	P	ERA	WHIP

Batter	1	2	3	4	5	6	7	8	9	AB	R	H	RBI	BB	SO	LOB
Lenny Dykstra, L (1, 8) OBP: 0.373, SLG: 0.449	1-3		4-3	4-3		L3				4	0	0	0	0	0	2
Wally Backman, S (1, 4) OBP: 0.389, SLG: 0.405	3-1		2B		G3		HR			4	1	2	1	0	0	0
Keith Hernandez, L (1, 3) OBP: 0.414, SLG: 0.445	FC6-4 BB		G6-4-3 IBB		1-3		K			2	0	0	0	2	1	0
Gary Carter, R (1, 2) OBP: 0.329, SLG: 0.422	FC6-4 1-2f		G6-4-3 1-2f		3B		BB			3	0	1	0	1	0	3
Darryl Strawberry, L (1, 9) OBP: 0.352, SLG: 0.488		G3 SF9 2B		HR	K		K			4	2	2	1	0	2	2
Mookie Wilson, S (1, 7) OBP: 0.351, SLG: 0.438		G3 2-3		1-3 2B 2B		6-3	F5			4	1	1	0	0	0	2
Ray Knight, R (1, 5) OBP: 0.350, SLG: 0.416		E BB		1-3 2-3		WP 1B 1B		6-3		3	1	1	0	1	0	1
Rafael Santana, R (1, 6) OBP: 0.276, SLG: 0.251		SF9 1-2 3-H		4-3 3-H 2B		K 1-2		F8		3	0	1	2	0	1	1
Dwight Gooden, R (1, 1) OBP: 0.115, SLG: 0.118		F7		4-3 2-3		 2-H 1B		F8		4	0	1	1	0	0	2
Inning Stats	R: 0 E: 0 K: 0 S: 3 H: 0 LOB: 1 BB: 1 P: 7	R: 1 E: 1 K: 0 S: 4 H: 1 LOB: 1 BB: 1 P: 8	R: 0 E: 0 K: 0 S: 3 H: 1 LOB: 1 BB: 1 P: 7	R: 2 E: 0 K: 0 S: 6 H: 3 LOB: 1 BB: 0 P: 6	R: 0 E: 0 K: 1 S: 6 H: 1 LOB: 1 BB: 0 P: 6	R: 1 E: 0 K: 1 S: 7 H: 2 LOB: 1 BB: 0 P: 7	R: 1 E: 0 K: 2 S: 8 H: 1 LOB: 1 BB: 1 P: 12	R: 0 E: 0 K: 0 S: 3 H: 0 LOB: 0 BB: 0 P: 3		1B: 2 2B: 4 3B: 1 HR: 2 SF: 1 SAC: 0 DP: 1 HBP: 0						

PITCHER		IP	WLS	BF	H	R	ER	SO	BB	IBB	HBP	BLK	WP	HR	S	P	ERA	WHIP
Bob Forsch, R ERA: 3.11	(1, 1)	6.0	L	29	9	5	5	2	2	1	0	0	1	2	30	42	7.50	1.833
Bill Earley, L ERA:	(7, 1)	2.0		7	0	0	0	2	1	0	0	0	0	0	10	14	0.00	0.500

PITCHER	IP	WLS	BF	H	R	ER	SO	BB	IBB	HBP	BLK	WP	HR	S	P	ERA	WHIP

BOTTOM

St. Louis Cardinals @ New York Mets

Shea Stadium, Flushing, NY

Mon Sep 22 1986, 7:05 PM EDT

Att. 25,714 - Unknown

livebaseballscorecards.com

AB	31
R	5
H	9
RBI	5
BB	4
SO	4
LOB	13

1B: 2	SF: 1	WP: 1	PA: 36
2B: 4	SAC: 0	PB: 0	
3B: 1	DP: 1	SB: 0	
HR: 2	HBP: 0	CS: 0	

Batter	1	2	3	4	5	6	7	8	9	AB	R	H	RBI	BB	SO	LOB
Vince Coleman, S (1, 7) OBP: 0.305, SLG: 0.286	6-3		K			5-3		1B		4	0	1	0	0	1	0
Willie McGee, S (1, 8) OBP: 0.309, SLG: 0.369	K			F8		2B			F8	4	0	1	0	0	1	0
Tom Herr, S (1, 4) OBP: 0.337, SLG: 0.330	F8			E 2B		F7			F8	3	0	1	0	0	0	1
Clint Hurdle, L (7, 5) OBP: 0.316, SLG: 0.309										1	0	0	0	0	0	0
Jim Lindeman, R (1, 3) OBP: 0.308, SLG: 0.389		K		F8		3-1			BBBB E BB	3	0	0	0	1	1	2
Terry Pendleton, S (1, 5) OBP: 0.278, SLG: 0.302		4-3		E5 2-3			5-3		E4 1-2	3	0	0	0	0	0	1
José Oquendo, S (7, 6) OBP: 0.358, SLG: 0.336										1	0	0	0	0	0	1
Ozzie Smith, S (1, 6) OBP: 0.364, SLG: 0.318		K		5-3			F7		K	3	0	0	0	0	1	2
Greg Bargar, R (7, 1)										0	0	0	0	0	0	0
Tito Landrum, R (9, PH) OBP: 0.271, SLG: 0.256										1	0	0	0	0	1	2
Andy Van Slyke, L (1, 9) OBP: 0.342, SLG: 0.435			F9		F7		F7			3	0	0	0	0	0	0
Steve Lake, R (1, 2) OBP: 0.328, SLG: 0.422			HR		6-3			6-3		2	1	1	1	0	0	0
Alan Knicely, R (7, 2) OBP: 0.337, SLG: 0.275										1	0	0	0	0	0	0
Greg Mathews, R (1, 1) OBP: 0.070, SLG: 0.024			L4		K			F7		1	0	0	0	0	0	0
Tom Lawless, R (5, PH) OBP: 0.317, SLG: 0.316										1	0	0	0	0	1	0
Joe Boever, R (5, 1) OBP: 0.500, SLG: 0.500										0	0	0	0	0	0	0
Fred Manrique, R (7, 4) OBP: 0.250, SLG: 0.571										1	0	0	0	0	0	0
Inning Stats	R: 0 E: 0 K: 1 S: 5 H: 0 LOB: 0 BB: 0 P: 5	R: 0 E: 0 K: 2 S: 7 H: 0 LOB: 0 BB: 0 P: 7	R: 1 E: 0 K: 1 S: 6 H: 1 LOB: 0 BB: 0 P: 6	R: 0 E: 1 K: 0 S: 5 H: 1 LOB: 2 BB: 0 P: 5	R: 0 E: 0 K: 1 S: 5 H: 0 LOB: 0 BB: 0 P: 5	R: 0 E: 0 K: 0 S: 4 H: 1 LOB: 1 BB: 0 P: 4	R: 0 E: 0 K: 0 S: 3 H: 0 LOB: 0 BB: 0 P: 3	R: 0 E: 0 K: 0 S: 3 H: 1 LOB: 1 BB: 0 P: 3	R: 0 E: 1 K: 1 S: 6 H: 0 LOB: 2 BB: 1 P: 10	1B: 1 2B: 2 3B: 0 HR: 1 SF: 0 SAC: 0 DP: 0 HBP: 0	WP: 0 PB: 0 SB: 0 CS: 0 PA: 33					

TOP

St. Louis Cardinals @ New York Mets

Shea Stadium, Flushing, NY

Tue Sep 23 1986, 7:05 PM EDT

Att. 11,203 - Unknown

livebaseballscorecards.com

AB	32
R	1
H	4
RBI	1
BB	1
SO	6
LOB	9

PITCHER		IP	WLS	BF	H	R	ER	SO	BB	IBB	HBP	BLK	WP	HR	S	P	ERA	WHIP
Bob Ojeda, L ERA: 2.71	(1, 1)	6.0	W	22	3	1	1	5	0	0	0	0	0	1	32	32	1.50	0.500
Jesse Orosco, L ERA: 2.38	(7, 1)	3.0	S	11	1	0	0	1	1	0	0	0	0	0	12	16	0.00	0.667

PITCHER	IP	WLS	BF	H	R	ER	SO	BB	IBB	HBP	BLK	WP	HR	S	P	ERA	WHIP

Batter	1	2	3	4	5	6	7	8	9	AB	R	H	RBI	BB	SO	LOB
Mookie Wilson, S (1, 8) OBP: 0.354, SLG: 0.442	G3 4-3 1B	2B 4-3 1B 1-2 2-3		G5-4-3 1B		4-3 ②	SF9 ② 2-3 3-H			4	1	3	1	0	0	0
Kevin Elster, R (8, 6) OBP: 0.381, SLG: 0.333										0	0	0	0	0	0	0
Lee Mazzilli, S (1, 7) OBP: 0.381, SLG: 0.340	4-3 ① 1-2	4-3 2B 1-3 2-H 3-H		G5-4-3 ①② 1-2f		BBB E 1B BB	3-H 1B			4	1	2	3	1	0	2
(7, 3)																
Keith Hernandez, L (1, 3) OBP: 0.413, SLG: 0.449	G3 ② 2-3	4-3 ② 2-3 3-H		HR		E3 1B 1-2	L3 ③			4	1	1	2	0	0	3
Howard Johnson, S (7, 5) OBP: 0.341, SLG: 0.441										1	0	0	0	0	0	1
Gary Carter, R (1, 2) OBP: 0.332, SLG: 0.422	BBBB BB	BBBB BB		L7 ③		BB 1-3 2-H 1B		1-3 ①		2	0	1	1	2	0	0
Ed Hearn, R (7, 2) OBP: 0.333, SLG: 0.410										1	0	0	0	0	0	0
Darryl Strawberry, L (1, 9) OBP: 0.353, SLG: 0.492	F4 ③	4-3 ③			HR	BB 1-2		SSS K ②		4	1	1	1	1	1	4
Ray Knight, R (1, 5) OBP: 0.349, SLG: 0.421		HR	F9 ①		5-3 ①	L7 ③		G3 ③		4	1	1	1	0	0	3
Jesse Orosco, R (7, 1)										1	0	0	0	0	0	0
Tim Teufel, R (1, 4) OBP: 0.331, SLG: 0.377		6-3 ① 1-2 2-H 3-H	F9 ②		5-3 ②		5-3 ①			4	0	0	0	0	0	0
Rafael Santana, R (1, 6) OBP: 0.281, SLG: 0.255	BBBB 1B 1B 2B BB		FC3-6 1B		F9 ③		2B SF9 1B			3	2	2	0	1	0	0
Lenny Dykstra, L (8, 8) OBP: 0.373, SLG: 0.449										0	0	0	0	0	0	0
Bob Ojeda, L (1, 1) OBP: 0.134, SLG: 0.121		1B 1-2 2B 1B	FC3-6 ③ 1-2f			4-3 ①	SF9 1-3 1B 2B			2	1	1	0	0	0	1
Danny Heep, L (6, PH) OBP: 0.385, SLG: 0.429										2	1	1	0	0	0	0
(7, 7)																
Inning Stats	R: 0 E: 0 K: 0 S: 4 H: 1 LOB: 2 BB: 1 P: 8	R: 4 E: 0 K: 0 S: 7 H: 4 LOB: 2 BB: 2 P: 15	R: 0 E: 0 K: 0 S: 4 H: 1 LOB: 1 BB: 0 P: 4	R: 1 E: 0 K: 0 S: 4 H: 2 LOB: 0 BB: 0 P: 4	R: 1 E: 0 K: 0 S: 4 H: 1 LOB: 0 BB: 0 P: 4	R: 1 E: 1 K: 0 S: 5 H: 1 LOB: 3 BB: 2 P: 13	R: 2 E: 0 K: 0 S: 6 H: 3 LOB: 1 BB: 0 P: 6	R: 0 E: 0 K: 1 S: 5 H: 0 LOB: 0 BB: 0 P: 5								

PITCHER		IP	WLS	BF	H	R	ER	SO	BB	IBB	HBP	BLK	WP	HR	S	P	ERA	WHIP
Greg Mathews, L ERA: 3.77	(1, 1)	4.0	L	22	8	5	5	0	3	0	0	0	0	2	19	31	11.25	2.750
Joe Boever, R ERA: 2.4	(5, 1)	2.0		11	2	2	1	0	2	0	0	0	0	1	9	17	4.50	2.000
Greg Bargar, R ERA: 6.04	(7, 1)	2.0		9	3	2	2	1	0	0	0	0	0	0	11	11	9.00	1.500

PITCHER	IP	WLS	BF	H	R	ER	SO	BB	IBB	HBP	BLK	WP	HR	S	P	ERA	WHIP

BOTTOM

St. Louis Cardinals @ New York Mets

Shea Stadium, Flushing, NY

Tue Sep 23 1986, 7:05 PM EDT

Att. 11,203 - Unknown

livebaseballscorecards.com

AB	36
R	9
H	13
RBI	9
BB	5
SO	1
LOB	14

1B: 8	SF: 1	WP: 0	PA: 42
2B: 2	SAC: 0	PB: 0	
3B: 0	DP: 1	SB: 0	
HR: 3	HBP: 0	CS: 0	

Batter	1	2	3	4	5	6	7	8	9	AB	R	H	RBI	BB	SO	LOB
Lenny Dykstra, L (1, 8) OBP: 0.374, SLG: 0.451	4-3		2B			BB 4-3 6-3		K		3	0	1	0	1	1	0
Wally Backman, S (1, 4) OBP: 0.385, SLG: 0.401	F9		G3			6-3 1-2		K		4	0	0	0	0	1	2
Keith Hernandez, L (1, 3) OBP: 0.412, SLG: 0.447	K			F9		4-3 2-3		HR 1B		4	1	1	0	0	1	1
Dave Magadan, L (8, 3) OBP: 0.500, SLG: 0.438										0	0	0	0	0	0	0
Gary Carter, R (1, 9) OBP: 0.331, SLG: 0.427		K		F9		L4		HR 1-H		4	1	1	2	0	1	1
Lee Mazzilli, S (1, 7) OBP: 0.383, SLG: 0.340		1B		BB FC6-4			6-3	1-3		3	0	1	0	1	0	0
Howard Johnson, S (1, 5) OBP: 0.339, SLG: 0.437		K		FC6-4 1-2f			FC5-4 1B		F8	4	0	1	0	0	1	2
Ed Hearn, R (1, 2) OBP: 0.324, SLG: 0.397		L4			F9		FC5-4 1B 1-2f		4-3	4	0	0	0	0	0	2
Kevin Elster, R (1, 6) OBP: 0.348, SLG: 0.300			K		K		1B 1-2		6-3	2	0	0	0	0	2	0
Kevin Mitchell, R (7, PH) OBP: 0.354, SLG: 0.476										1	0	1	0	0	0	0
Rafael Santana, R (7, 6) OBP: 0.280, SLG: 0.254										1	0	0	0	0	0	0
Rick Aguilera, R (1, 1) OBP: 0.212, SLG: 0.286			K		F8		6-3			2	0	0	0	0	1	0
Mookie Wilson, S (7, PH) OBP: 0.353, SLG: 0.440										1	0	0	0	0	0	2
Doug Sisk, R (7, 1)										0	0	0	0	0	0	0
Randy Niemann, L (8, 1) OBP: 0.429, SLG: 0.333										0	0	0	0	0	0	0
Inning Stats	R: 0 E: 0 K: 1 S: 5 H: 0 LOB: 0 BB: 0 P: 5	R: 0 E: 0 K: 2 S: 8 H: 1 LOB: 1 BB: 0 P: 8	R: 0 E: 0 K: 2 S: 8 H: 1 LOB: 1 BB: 0 P: 8	R: 0 E: 0 K: 0 S: 3 H: 0 LOB: 1 BB: 1 P: 7	R: 0 E: 0 K: 1 S: 5 H: 0 LOB: 0 BB: 0 P: 5	R: 0 E: 0 K: 0 S: 3 H: 0 LOB: 1 BB: 1 P: 7	R: 0 E: 0 K: 0 S: 5 H: 2 LOB: 2 BB: 0 P: 5	R: 2 E: 0 K: 2 S: 9 H: 2 LOB: 0 BB: 0 P: 9	R: 0 E: 0 K: 0 S: 3 H: 0 LOB: 0 BB: 0 P: 3	1B: 4 2B: 1 3B: 0 HR: 1 SF: 0 SAC: 0 DP: 0 HBP: 0						

PITCHER	IP	WLS	BF	H	R	ER	SO	BB	IBB	HBP	BLK	WP	HR	S	P	ERA	WHIP
Drew Hall, L (1, 1) ERA: 3.79	9.0	W	35	6	2	2	8	2	0	0	0	0	1	49	57	2.00	0.889

PITCHER	IP	WLS	BF	H	R	ER	SO	BB	IBB	HBP	BLK	WP	HR	S	P	ERA	WHIP

TOP

New York Mets @ Chicago Cubs

Wrigley Field, Chicago, IL

Wed Sep 24 1986, 3:33 AM CDT

Att. 6,468 - Unknown

livebaseballscorecards.com

AB	33
R	2
H	6
RBI	2
BB	2
SO	8
LOB	10

PA: 35

WP: 0
PB: 0
SB: 0
CS: 0

New York Mets @ Chicago Cubs

Wrigley Field, Chicago, IL

Wed Sep 24 1986, 3:33 AM CDT

Att. 6,468 - Unknown

Batter	1	2	3	4	5	6	7	8	9	AB	R	H	RBI	BB	SO	LOB
Chico Walker, S (1, 8) OBP: 0.349, SLG: 0.410	S S S 0-3 ① K		x 0-0 23 1B 1B		x 0-0 FC6-4 23 S 23 1B 1-2f ②		x 0-0 E9 23 1B 1-3 2-H 3-H 1B	x 0-0 23 FC4-6 1B		5	2	3	2	0	1	1
23 Ryne Sandberg, R (1, 4) OBP: 0.330, SLG: 0.410	x 0-0 5-3 ②		x 0-0 G6-4-3 1-3 1B		x 0-0 1-H 1B		x 0-0 G5-3 HBP 2-H 3-H 1B	x 0-0 FC4-6 1-2f ②		5	0	3	3	0	0	1
Rafael Palmeiro, L (1, 7) OBP: 0.291, SLG: 0.380	S S S 0-3 ③ K		x 0-0 G6-4-3 1-2f ② ③		x 0-0 4-3 ③		H 1-0 G5-3 1-2 1B HBP	x 0-0 3-1 ③		4	1	0	0	0	1	4
Keith Moreland, R (1, 5) OBP: 0.328, SLG: 0.388		x 0-0 L6 ①		x 0-0 1-3 1B		S S S 0-3 ① K	x 0-0 G5-3 1-2 2-3f ① ②			4	0	1	0	0	1	2
Manny Trillo, R (8, 5) OBP: 0.363, SLG: 0.396										0	0	0	0	0	0	0
Leon Durham, L (1, 3) OBP: 0.348, SLG: 0.460		x 0-0 F8 ②		x 0-0 1-3 1-2 ①		x 0-0 6-3 ②	B B B B 4-0 1B BB			3	0	0	0	0	0	1
Terry Francona, L (7, PH) OBP: 0.283, SLG: 0.322 (8, 3)										0	0	0	0	1	0	0
Jody Davis, R (1, 2) OBP: 0.286, SLG: 0.403		x 0-0 2B 1B		x 0-0 F9 ②		x 0-0 5-3 ③	x 0-0 1-2 2-H 1B			4	1	2	1	0	0	1
Brian Dayett, R (1, 9) OBP: 0.256, SLG: 0.325		x 0-0 1-H 2B		x 0-0 L5 ③			x 1B 1B 1B 1B 6-3			4	1	2	1	0	0	3
Shawon Dunston, R (1, 6) OBP: 0.283, SLG: 0.419		x 0-0 4-3 ③			x 0-0 FC6-4 1B		x 0-0 1-2 1B 1B 1B	x 0-0 HR		4	2	3	1	0	0	1
Drew Hall, L (1, 1) OBP: 0.286, SLG: 0.167			x 0-0 F6 ①		S S S 0-3 K ①		x 0-0 E 23 1B 1-2 2-3 1B	S S S 0-3 K ①		4	1	1	0	0	2	1

livebaseballscorecards.com

AB	37
R	8
H	15
RBI	8
BB	1
SO	5
LOB	15

Inning Stats	1	2	3	4	5	6	7	8	9	AB	R	H	RBI	BB	SO	LOB
	R: 0 H: 0 E: 0 LOB: 0 K: 2 BB: 0 S: 7 P: 7	R: 1 H: 2 E: 0 LOB: 1 K: 0 BB: 0 S: 5 P: 5	R: 0 H: 2 E: 0 LOB: 1 K: 0 BB: 0 S: 4 P: 4	R: 0 H: 1 E: 0 LOB: 1 K: 0 BB: 0 S: 4 P: 4	R: 1 H: 2 E: 0 LOB: 1 K: 1 BB: 0 S: 7 P: 7	R: 0 H: 0 E: 0 LOB: 0 K: 1 BB: 0 S: 5 P: 5	R: 5 H: 6 E: 1 LOB: 2 K: 0 BB: 1 S: 8 P: 13	R: 1 H: 2 E: 0 LOB: 1 K: 1 BB: 0 S: 7 P: 7		1B: 13 SF: 0 2B: 1 SAC: 0 3B: 0 DP: 2 HR: 1 HBP: 1					WP: 0 PA: 39 PB: 0 SB: 1 CS: 0

PITCHER		IP	WLS	BF	H	R	ER	SO	BB	IBB	HBP	BLK	WP	HR	S	P	ERA	WHIP
Rick Aguilera, R ERA: 4.01	(1, 1)	6.0	L	24	7	2	2	4	0	0	0	0	0	0	32	32	3.00	1.167
Doug Sisk, R ERA: 3.06	(7, 1)	1.0		10	6	5	5	0	1	0	1	0	0	0	8	13	45.00	7.000
Randy Niemann, L ERA: 3.89	(8, 1)	1.0		5	2	1	1	1	0	0	0	0	0	1	7	7	9.00	2.000

PITCHER	IP	WLS	BF	H	R	ER	SO	BB	IBB	HBP	BLK	WP	HR	S	P	ERA	WHIP

Batter	1	2	3	4	5	6	7	8	9	AB	R	H	RBI	BB	SO	LOB
Mookie Wilson, S (1, 8) (8, 7) OBP: 0.355, SLG: 0.441	S S S 0-3 ① K		x 0-0 FC5-4 1-2 2-H 1B		x 0-0 ① 1-3	x 0-0 1B 1-2 1B		x 0-0 PB 1B	S S S 0-3 ③ K	6	0	3	1	0	2	2
Kevin Mitchell, R (1, 7) OBP: 0.354, SLG: 0.484 Roger McDowell, R (8, 1) OBP: 0.333, SLG: 0.294 Jesse Orosco, R (9, 1)	x 0-0 ② F9		x 0-0 ② FC5-4 1-2f 2-3		x 0-0 HR	x 0-0 ③ 1-2 2-H 1B		x 0-0 ③ F8 1-2		5 0 0	1 0 0	2 0 0	1 0 0	0 0 0	0 0 0	3 0 0
Keith Hernandez, L (1, 3) OBP: 0.410, SLG: 0.445	x 0-0 ③ F6		x 0-0 ③ G3		x 0-0 ② F6		x 0-0 ① F6		x 0-0 1B FC 1B	5	1	1	0	0	0	2
Gary Carter, R (1, 2) OBP: 0.334, SLG: 0.429 Stan Jefferson, S (9, PR) OBP: 0.250, SLG: 0.333 John Gibbons, R (9, 2) OBP: 0.571, SLG: 0.889		x 0-0 ① 5-3		x 0-0 2B 1-3 1B	x 0-0 BB 1B		x 0-0 ② 5-3		x 0-0 FC 1-3 2B 1B	5 0 0	1 1 0	3 0 0	0 0 0	0 0 0	0 0 0	0 0 0
Darryl Strawberry, L (1, 9) OBP: 0.355, SLG: 0.493		x 0-0 ② F6		x 0-0 1-3 1-3 2B	B B B B 4-0 1-2 BB		B B B B 4-0 1B BB		S S S 0-3 ① K	3	0	1	0	2	1	2
Ray Knight, R (1, 5) OBP: 0.348, SLG: 0.419		x 0-0 ③ L4		x 0-0 ① 1-3 2-3 3-H	x 0-0 ③ F8		x 0-0 1-2 1B		x 0-0 FC 1-2 2B 3-H	5	1	1	2	0	0	4
Tim Teufel, R (1, 4) OBP: 0.327, SLG: 0.372 Wally Backman, S (9, PH) OBP: 0.384, SLG: 0.400 (9, 4)			x 0-0 ① 6-3	x 0-0 ② F3		x 0-0 ① 5-3	x 0-0 ③ F8		x 0-0 ② F7	4 1	0 0	0 0	0 0	0 0	0 0	3 2
Rafael Santana, R (1, 6) OBP: 0.285, SLG: 0.255 Danny Heep, L (9, PH) OBP: 0.388, SLG: 0.438 Kevin Elster, R (9, 6) OBP: 0.348, SLG: 0.300			x 0-0 SH 1B 1B	B B B B 4-0 BB		B B B B 4-0 FC1-6 BB		S S S 0-3 ① K	x 0-0 PB 1-H 2-H 2B	2 1 0	1 0 0	1 1 0	0 2 0	2 0 0	1 0 0	0 0 0
Ron Darling, R (1, 1) OBP: 0.136, SLG: 0.128 Lee Mazzilli, S (8, PH) OBP: 0.381, SLG: 0.338 Lenny Dykstra, L (8, 8) OBP: 0.375, SLG: 0.451			x 0-0 SH FC5-4 1B 1-2	S S S 0-3 ③ K		x 0-0 ② FC1-6 1-2f 1B 1B		x 0-0 ② F8	B B B B 4-0 2-3 BB	2 1 0	0 0 0	0 0 0	0 0 0	0 0 1	1 0 0	3 0 0
Inning Stats	R: 0 E: 0 K: 1 S: 5 H: 0 LOB: 0 BB: 0 P: 5	R: 0 E: 0 K: 0 S: 3 H: 0 LOB: 0 BB: 0 P: 3	R: 1 E: 0 K: 0 S: 6 H: 2 LOB: 2 BB: 0 P: 6	R: 1 E: 0 K: 1 S: 7 H: 2 LOB: 2 BB: 1 P: 11	R: 1 E: 0 K: 0 S: 5 H: 2 LOB: 2 BB: 1 P: 9	R: 0 E: 0 K: 0 S: 4 H: 2 LOB: 2 BB: 1 P: 8	R: 0 E: 0 K: 0 S: 4 H: 1 LOB: 2 BB: 1 P: 8	R: 0 E: 0 K: 1 S: 6 H: 1 LOB: 1 BB: 0 P: 6	R: 3 E: 0 K: 2 S: 11 H: 3 LOB: 2 BB: 1 P: 15	1B: 10 2B: 2 3B: 0 HR: 1		SF: 0 SAC: 1 DP: 0 HBP: 0			WP: 0 PB: 2 SB: 0 CS: 0	PA: 46	

PITCHER	IP	WLS	BF	H	R	ER	SO	BB	IBB	HBP	BLK	WP	HR	S	P	ERA	WHIP
Jamie Moyer, L (1, 1) ERA: 5.05	7.0		34	9	3	3	2	4	0	0	0	0	1	34	50	3.86	1.857
Ed Lynch, R (8, 1) ERA: 3.82	1.1	L	7	3	2	2	2	0	0	0	0	0	0	11	11	13.50	2.250
Lee Smith, R (9, 1) ERA: 2.89	0.2		5	1	1	1	1	1	0	0	0	0	0	6	10	13.50	3.000

PITCHER	IP	WLS	BF	H	R	ER	SO	BB	IBB	HBP	BLK	WP	HR	S	P	ERA	WHIP

TOP

New York Mets @ Chicago Cubs

Wrigley Field, Chicago, IL

Thu Sep 25 1986, 3:33 AM CDT

Att. 8,840 - Unknown

livebaseballscorecards.com

AB	40
R	6
H	13
RBI	6
BB	5
SO	5
LOB	21

Batter	1	2	3	4	5	6	7	8	9	AB	R	H	RBI	BB	SO	LOB
Chico Walker, S (1, 8) OBP: 0.363, SLG: 0.415	G3 1B		23 S 1B		23 S BB		K		FC4-6 1-2f HR	4	1	2	0	1	1	1
23 Ryne Sandberg, R (1, 4) OBP: 0.330, SLG: 0.409	K		FC4-6 1-2 BB		K 1-2		S 1B		F4	4	0	1	0	1	2	3
Rafael Palmeiro, L (1, 7) OBP: 0.271, SLG: 0.352 Ed Lynch, R (8, 1) OBP: 0.097, SLG: 0.034 Jerry Mumphrey, S (9, 9) OBP: 0.356, SLG: 0.403	G3 1-2		FC4-6 1-2f		5-3		F8 1-2		HR 1-H	4 0 1	0 0 1	0 0 1	0 0 2	0 0 0	0 0 0	5 0 0
Keith Moreland, R (1, 5) OBP: 0.329, SLG: 0.388 (9, 2) Dave Martinez, L (9, PR) OBP: 0.190, SLG: 0.194	K			HR 1B	F8	F9		BB 1B		5 0	1 0	2 0	0 0	0 0	1 0	1 0
Leon Durham, L (1, 3) OBP: 0.351, SLG: 0.461		G5-4-3 1B		K	F5			1B SF8 1B	BB 1-2	4	1	2	0	1	1	1
Jody Davis, R (1, 2) OBP: 0.290, SLG: 0.410 Bob Dernier, R (8, PR) OBP: 0.267, SLG: 0.304 Manny Trillo, R (9, 5) OBP: 0.360, SLG: 0.393		K	HR 1-H		BB			SF8 1-3 S 1B	F9	3 0 1	1 0 0	2 0 0	2 0 0	1 0 0	1 0 0	1 0 2
Brian Dayett, R (1, 9) OBP: 0.255, SLG: 0.310 Lee Smith, R (9, 1)		G5-4-3 1-2f	L4		BB 1-2			SF8 1-3 3-H		2 0	0 0	0 0	1 0	1 0	0 0	1 0
Shawon Dunston, R (1, 6) OBP: 0.281, SLG: 0.416			F3	6-3		L4		6-3		4	0	0	0	0	0	4
Jamie Moyer, L (1, 1) OBP: 0.231, SLG: 0.091 Thad Bosley, L (7, PH) OBP: 0.361, SLG: 0.336 (8, 7)			1-3		F8		3-1		FC4-6 1B	2 2	0 0	0 1	0 0	0 0	0 0	0 0
Inning Stats	R: 0 E: 0 K: 2 S: 8 H: 1 LOB: 1 BB: 0 P: 8	R: 0 E: 0 K: 1 S: 5 H: 1 LOB: 0 BB: 0 P: 5	R: 0 E: 0 K: 0 S: 4 H: 1 LOB: 2 BB: 1 P: 8	R: 2 E: 0 K: 1 S: 7 H: 2 LOB: 0 BB: 0 P: 7	R: 0 E: 0 K: 1 S: 5 H: 0 LOB: 1 BB: 1 P: 9	R: 0 E: 0 K: 0 S: 3 H: 0 LOB: 2 BB: 2 P: 11	R: 0 E: 0 K: 1 S: 6 H: 1 LOB: 1 BB: 0 P: 6	R: 1 E: 0 K: 0 S: 5 H: 2 LOB: 2 BB: 0 P: 5	R: 2 E: 0 K: 0 S: 6 H: 3 LOB: 2 BB: 1 P: 10	1B: 9 2B: 0 3B: 0 HR: 2 SF: 1 SAC: 0 DP: 1 HBP: 0						

BOTTOM

New York Mets @ Chicago Cubs

Wrigley Field, Chicago, IL

Thu Sep 25 1986, 3:33 AM CDT

Att. 8,840 - Unknown

livebaseballscorecards.com

AB	36
R	5
H	11
RBI	5
BB	5
SO	6
LOB	19

PITCHER		IP	WLS	BF	H	R	ER	SO	BB	IBB	HBP	BLK	WP	HR	S	P	ERA	WHIP
Ron Darling, R ERA: 2.92	(1, 1)	7.0		30	6	2	2	6	4	0	0	0	0	1	38	54	2.57	1.429
Roger McDowell, R ERA: 3.2	(8, 1)	1.2	W	10	5	3	3	0	0	0	0	0	0	1	10	10	16.20	3.000
Jesse Orosco, L ERA: 2.37	(9, 1)	0.1	S	2	0	0	0	0	1	0	0	0	0	0	1	5	0.00	3.000

PITCHER	IP	WLS	BF	H	R	ER	SO	BB	IBB	HBP	BLK	WP	HR	S	P	ERA	WHIP

Batter	1	2	3	4	5	6	7	8	9	AB	R	H	RBI	BB	SO	LOB
Lenny Dykstra, L (1, 8) OBP: 0.374, SLG: 0.449	3-1		4-3		BB, 1B, 2-3 1B		K			4	1	1	0	0	1	0
Wally Backman, S (1, 4) OBP: 0.383, SLG: 0.397	6-3		G1		BBBB, 1B, 1-2 BB			6-3		3	0	0	0	1	0	0
Keith Hernandez, L (1, 3) OBP: 0.412, SLG: 0.445	BBBB, 1B BB		BBBB BB		G4-6-3, 1-3, 2-H, 3-H 1B			F8		2	0	1	2	2	0	0
Gary Carter, R (1, 2) OBP: 0.333, SLG: 0.427	1-2 1B		4-3		G4-6-3, 1-2f			L8		4	0	1	0	0	0	3
Darryl Strawberry, L (1, 9) OBP: 0.353, SLG: 0.489	4-3			F8		F8			G3	4	0	0	0	0	0	2
Danny Heep, L (1, 7) OBP: 0.382, SLG: 0.431 Mookie Wilson, S (8, 7) OBP: 0.355, SLG: 0.440		G3		3-1		F7			F6	3 1	0 0	0 0	0 0	0 0	0 0	0 0
Howard Johnson, S (1, 5) OBP: 0.342, SLG: 0.450		BBBB, S BB		SSS, K		6-3			HR	3	1	1	1	1	1	0
Kevin Elster, R (1, 6) OBP: 0.296, SLG: 0.250		F6, 1-2			E6, 1B, SH3-4, 1B		F4		K2-3	4	1	0	0	0	1	1
Sid Fernandez, L (1, 1) OBP: 0.206, SLG: 0.215 Roger McDowell, R (9, 1) OBP: 0.333, SLG: 0.294		SSS, K			SH3-4, 1-2		K			2 0	0 0	0 0	0 0	0 0	2 0	1 0
Inning Stats	R: 0 E: 0 K: 0 S: 4 H: 1 LOB: 2 BB: 1 P: 8	R: 0 E: 0 K: 1 S: 5 H: 0 LOB: 1 BB: 1 P: 9	R: 0 E: 0 K: 0 S: 3 H: 0 LOB: 1 BB: 1 P: 7	R: 0 E: 0 K: 1 S: 5 H: 0 LOB: 0 BB: 0 P: 5	R: 2 E: 1 K: 0 S: 5 H: 2 LOB: 1 BB: 1 P: 9	R: 0 E: 0 K: 0 S: 3 H: 0 LOB: 0 BB: 0 P: 3	R: 0 E: 0 K: 2 S: 7 H: 0 LOB: 0 BB: 0 P: 7	R: 0 E: 0 K: 0 S: 3 H: 0 LOB: 0 BB: 0 P: 3	R: 1 E: 0 K: 1 S: 6 H: 1 LOB: 0 BB: 0 P: 6	1B: 3 2B: 0 3B: 0 HR: 1	SF: 0 SAC: 1 DP: 1 HBP: 0						

TOP

New York Mets @ Pittsburgh Pirates

Three Rivers Stadium, Pittsburgh, PA

Fri Sep 26 1986, 7:05 PM EDT

Att. 14,080 - Unknown

livebaseballscorecards.com

AB	30
R	3
H	4
RBI	3
BB	4
SO	5
LOB	7

WP: 0 PB: 0 SB: 1 CS: 0 PA: 35

PITCHER		IP	WLS	BF	H	R	ER	SO	BB	IBB	HBP	BLK	WP	HR	S	P	ERA	WHIP
Stan Fansler, R ERA: 3.6	(1, 1)	5.0	L	22	3	2	1	2	4	0	0	0	0	0	22	38	1.80	1.400
John Smiley, L ERA: 3.0	(6, 1)	2.0		6	0	0	0	2	0	0	0	0	0	0	10	10	0.00	0.000
Hipolito Pena, L ERA: 7.36	(8, 1)	2.0		7	1	1	1	1	0	0	0	0	0	1	9	9	4.50	0.500

PITCHER	IP	WLS	BF	H	R	ER	SO	BB	IBB	HBP	BLK	WP	HR	S	P	ERA	WHIP

BOTTOM

New York Mets @ Pittsburgh Pirates

Three Rivers Stadium, Pittsburgh, PA

Fri Sep 26 1986, 7:05 PM EDT

Att. 14,080 - Unknown

Batter	1	2	3	4	5	6	7	8	9	AB	R	H	RBI	BB	SO	LOB
Barry Bonds, L (1, 8) OBP: 0.333, SLG: 0.428	FC4-6, SF8, 1B 1B		F9		4-3		K			4	1	1	0	0	1	2
Bobby Bonilla, S (1, 9) OBP: 0.359, SLG: 0.345	FC4-6 1-2 1B		F8		4-3			L1-3 1B		4	0	2	0	0	0	0
Johnny Ray, S (1, 4) OBP: 0.360, SLG: 0.381	FC4-6 1-2f 2-3		K			G5-4-3 1B		L1-3 1-2		4	0	1	0	0	1	3
Jim Morrison, R (1, 5) OBP: 0.330, SLG: 0.470	SF8 3-H			4-3		G5-4-3 1-2f		F2		3	0	0	1	0	0	1
Mike Diaz, R (1, 7) OBP: 0.346, SLG: 0.516 Bill Almon, R (9, PR) OBP: 0.317, SLG: 0.381	K			K		F8			BB L4-3 BB	3 0	0 0	0 0	0 0	1 0	2 0	1 0
Tony Peña, R (1, 2) OBP: 0.359, SLG: 0.410		K		1B 1B			FC1-5, WP 1B		L4-3 1-2	4	0	2	0	0	1	1
Sid Bream, L (1, 3) OBP: 0.349, SLG: 0.462		F7		1-2 1B			4-0 FC1-5 1-2 BB		2B	3	0	2	0	1	0	0
Rafael Belliard, R (1, 6) OBP: 0.305, SLG: 0.269 Benny Distefano, L (9, PH) OBP: 0.179, SLG: 0.320	1B		F8		FC1-5 1-2 2-3f			1-3		3 1	0 0	1 0	0 0	0 0	0 0	4 2
Stan Fansler, R (1, 1) Rick Renteria, R (5, PH) OBP: 0.333, SLG: 0.444 John Smiley, L (6, 1) Junior Ortiz, R (7, PH) OBP: 0.384, SLG: 0.396 Hipolito Pena, L (8, 1)	F4				K		K			1 1 0 1 0	0 0 0 0 0	0 0 0 0 0	0 0 0 0 0	0 1 0 1 0	0 0 0 1 0	1 0 0 2 0
Inning Stats	R: 1 E: 0 K: 1 S: 7 H: 2 LOB: 1 BB: 0 P: 7	R: 0 E: 0 K: 1 S: 6 H: 1 LOB: 1 BB: 0 P: 6	R: 0 E: 0 K: 1 S: 5 H: 0 LOB: 0 BB: 0 P: 5	R: 0 E: 0 K: 1 S: 7 H: 2 LOB: 2 BB: 0 P: 7	R: 0 E: 0 K: 1 S: 5 H: 0 LOB: 0 BB: 0 P: 5	R: 0 E: 0 K: 0 S: 3 H: 1 LOB: 0 BB: 0 P: 3	R: 0 E: 0 K: 2 S: 8 H: 1 LOB: 2 BB: 1 P: 12	R: 0 E: 0 K: 0 S: 3 H: 1 LOB: 0 BB: 0 P: 3	R: 0 E: 0 K: 0 S: 3 H: 1 LOB: 2 BB: 1 P: 7	1B: 8 2B: 3 3B: 0 HR: 0 SF: 1 SAC: 0 DP: 3 HBP: 0						

livebaseballscorecards.com

AB	32
R	1
H	9
RBI	1
BB	2
SO	7
LOB	17

WP: 1 PB: 0 SB: 0 CS: 0 PA: 35

PITCHER		IP	WLS	BF	H	R	ER	SO	BB	IBB	HBP	BLK	WP	HR	S	P	ERA	WHIP
Sid Fernandez, L ERA: 3.57	(1, 1)	8.0	W	32	8	1	1	7	2	0	0	0	1	0	44	52	1.12	1.250
Roger McDowell, R ERA: 3.17	(9, 1)	1.0	S	3	1	0	0	0	0	0	0	0	0	0	3	3	0.00	1.000

PITCHER	IP	WLS	BF	H	R	ER	SO	BB	IBB	HBP	BLK	WP	HR	S	P	ERA	WHIP

New York Mets @ Pittsburgh Pirates

Three Rivers Stadium, Pittsburgh, PA

Sat Sep 27 1986, 7:05 PM EDT

Att. 13,210 - Unknown

livebaseballscorecards.com

Batter	1	2	3	4	5	6	7	8	9	10	11	AB	R	H	RBI	BB	SO	LOB
Mookie Wilson, S (1, 7) OBP: 0.351, SLG: 0.435	S 0-1 CI SH5-3		S S S 0-3 K ③		x 0-0 4-3 ② 2-3 3-H		S S S 0-3 K ③			x 0-0 6-3 ②	S S S 0-3 K ②	4	0	0	1	0	2	2
Jesse Orosco, R (10, 1)												0	0	0	0	0	0	0
Stan Jefferson, S (11, PH) OBP: 0.238, SLG: 0.316 (11, 8)												1	0	0	0	0	1	3
Lenny Dykstra, L (1, 8) OBP: 0.377, SLG: 0.452	x 0-0 SH5-3 ① 1-2			x 0-0 4-3 ①	x 0-0 2B 3-H			B B B B 4-0 BB		B B B B 4-0 BB	x 0-0 FC4 ③ 1-2f	2	0	1	1	2	0	0
Ed Hearn, R (11, PH) OBP: 0.321, SLG: 0.394 (11, 2)												1	0	0	0	0	0	3
Keith Hernandez, L (1, 3) OBP: 0.411, SLG: 0.443	x 0-0 F7 ②			x 0-0 1B 1B	S S S 0-3 K ③			x 0-0 F8 ①		x 0-0 F4 ③		5	0	1	0	0	1	4
Gary Carter, R (1, 2) OBP: 0.334, SLG: 0.427	x 0-0 5-3 ③			x 0-0 1-2 1B		x 0-0 F9 ①		x 0-0 F9 ②			x 0-0 SH5-3 1B E 1B	5	0	2	0	0	0	2
Howard Johnson, S (11, PR) OBP: 0.342, SLG: 0.450 (11, 5)												0	1	0	0	0	0	0
Kevin Mitchell, R (1, 9) OBP: 0.351, SLG: 0.479		x 0-0 F3 ①		x 0-0 F9 ②		x 0-0 F7 ②		x 0-0 F8 ③			x 0-0 SH5-3 1-2 E 1B	3	0	0	0	0	0	2
Darryl Strawberry, L (8, PH) OBP: 0.353, SLG: 0.489 (8, 9)												2	1	1	0	0	0	1
Ray Knight, R (1, 5) OBP: 0.345, SLG: 0.415		x 0-0 F3 ②		S S S 0-3 K2-3 ③		x 0-0 5-3 ③			S S S 0-3 K ①		x 0-0 SH5-3 ① 1-2 2-3	4	0	0	0	0	2	2
Kevin Elster, R (11, 6) OBP: 0.296, SLG: 0.250												0	0	0	0	0	0	0
Tim Teufel, R (1, 4) OBP: 0.327, SLG: 0.369		x 0-0 F8 ③			B B B B 4-0 1-3 1B 4-3 BB		x 0-0 5-3 ①		x 0-0 F7 ②		I I I I 4-0 E IBB	2	1	0	0	1	0	0
Wally Backman, S (9, PH) OBP: 0.383, SLG: 0.396 (9, 4)												1	0	0	0	1	0	0
Rafael Santana, R (1, 6) OBP: 0.284, SLG: 0.255		x 0-0 F4 ①			x 0-0 4-3 1-3 1-2 2B 1B		x 0-0 F8 ②		x 0-0 6-3 ③		x 0-0 E1 BB 1-3 2-H 3-H	4	1	1	0	0	0	0
Danny Heep, L (11, PH) OBP: 0.381, SLG: 0.429												1	0	0	0	0	0	1
Doug Sisk, R (11, 1)												0	0	0	0	0	0	0
Dwight Gooden, R (1, 1) OBP: 0.123, SLG: 0.115		x 0-0 F6 ②			x 0-0 1-3 ① 1-2 2-3		H 1-0 HBP			x 0-0 F8 ①	B B B B 4-0 FC4 1-2 BB	2	0	0	0	0	0	2
Roger McDowell, R (9, 1) OBP: 0.333, SLG: 0.294												0	0	0	0	0	0	0
Lee Mazzilli, S (10, PH) OBP: 0.383, SLG: 0.336 (10, 7)												1	0	0	0	1	0	0
Inning Stats	R: 0 E: 1 K: 0 S: 4 H: 0 LOB: 1 BB: 0 P: 4	R: 0 E: 0 K: 0 S: 3 H: 0 LOB: 0 BB: 0 P: 3	R: 0 E: 0 K: 1 S: 5 H: 0 LOB: 0 BB: 0 P: 5	R: 0 E: 0 K: 1 S: 7 H: 2 LOB: 2 BB: 0 P: 7	R: 2 E: 0 K: 1 S: 7 H: 2 LOB: 1 BB: 1 P: 11	R: 0 E: 0 K: 0 S: 3 H: 0 LOB: 0 BB: 0 P: 3	R: 0 E: 0 K: 1 S: 5 H: 0 LOB: 1 BB: 0 P: 6	R: 0 E: 0 K: 0 S: 3 H: 0 LOB: 1 BB: 1 P: 7	R: 0 E: 0 K: 1 S: 5 H: 0 LOB: 0 BB: 0 P: 5	R: 0 E: 0 K: 0 S: 3 H: 0 LOB: 1 BB: 1 P: 7	R: 2 E: 1 K: 1 S: 8 H: 2 LOB: 3 BB: 2 P: 16							

PITCHER		IP	WLS	BF	H	R	ER	SO	BB	IBB	HBP	BLK	WP	HR	S	P	ERA	WHIP
Bob Kipper, L ERA: 4.25	(1, 1)	7.0		28	4	2	2	4	1	0	1	0	0	0	34	39	2.57	0.714
Don Robinson, R ERA: 3.73	(8, 1)	2.0		7	0	0	0	1	1	0	0	0	0	0	8	12	0.00	0.500
Larry McWilliams, L ERA: 5.1	(10, 1)	1.0	L	6	2	2	1	0	1	0	0	0	0	0	5	9	9.00	3.000
Barry Jones, R ERA: 2.97	(11, 1)	0.1		4	0	0	0	0	1	1	0	0	0	0	2	10	0.00	3.000
John Smiley, L ERA: 2.79	(11, 1)	0.2		2	0	0	0	1	0	0	0	0	0	0	4	4	0.00	0.000

PITCHER	IP	WLS	BF	H	R	ER	SO	BB	IBB	HBP	BLK	WP	HR	S	P	ERA	WHIP

AB	38
R	4
H	6
RBI	2
BB	5
SO	6
LOB	22

1B: 5	SF: 0	WP: 0	PA: 47
2B: 1	SAC: 2	PB: 0	
3B: 0	DP: 0	SB: 0	
HR: 0	HBP: 1	CS: 0	

Batter	1	2	3	4	5	6	7	8	9	10	11	AB	R	H	RBI	BB	SO	LOB
Joe Orsulak, L (1, 7) OBP: 0.303, SLG: 0.347	2B 1B	F5			K			4-3	1-3		1-2 1B	3	1	1	0	0	1	0
Bobby Bonilla, S (6, 7) OBP: 0.359, SLG: 0.345												3	0	1	0	0	0	2
Barry Bonds, L (1, 8) OBP: 0.335, SLG: 0.430	4-3 SF7 1-H 2B		L4-5 S HBP			F8		2B 1B		4-3	K	5	1	2	1	0	1	2
Johnny Ray, S (1, 4) OBP: 0.360, SLG: 0.385	4-3 2-3		L4-5 1-3			3-1		1-3 2B		2B		5	0	2	0	0	0	2
Sid Bream, L (1, 3) OBP: 0.348, SLG: 0.459	SF7 3-H		G3			1-3		IBB		F8		3	0	0	1	1	0	1
Jim Morrison, R (1, 5) OBP: 0.333, SLG: 0.469	1B 1B			5-3			FC4-6 1B BB	K		IBB		3	0	1	0	2	1	3
Benny Distefano, L (1, 9) OBP: 0.188, SLG: 0.310				L9			F3	K		K		4	0	1	0	0	1	4
Mike Brown, R (10, PH) OBP: 0.299, SLG: 0.303 (11, 9)	1-3 FC6-4 1B											1	0	0	0	0	1	2
Junior Ortiz, R (1, 2) OBP: 0.388, SLG: 0.400	FC6-4 1-2f			L8			1-2 FC4-6 1B		4-3 SH2-4 1B		K	4	0	2	0	0	0	2
Rafael Belliard, R (9, PR) OBP: 0.304, SLG: 0.268 (10, 6)												1	0	0	0	0	1	0
U L Washington, S (1, 6) OBP: 0.293, SLG: 0.274		K			K		FC4-6 S 1-2f 2-3		SH2-4 1-2		FC4-6 1B	3	0	0	0	0	2	2
Larry McWilliams, L (10, 1) OBP: 0.194, SLG: 0.172												0	0	0	0	0	0	0
Barry Jones, R (11, 1) OBP: 0.200, SLG: 0.200												0	0	0	0	0	0	0
John Smiley, L (11, 1)												0	0	0	0	0	0	0
Bill Almon, R (11, PH) OBP: 0.320, SLG: 0.385												1	0	1	0	0	0	0
Bob Kipper, R (1, 1) OBP: 0.065, SLG: 0.033		L3			K		6-3 1-2		4-3 2-3		FC4-6 1B 1-2f	2	0	0	0	0	1	0
Mike Diaz, R (7, PH) OBP: 0.344, SLG: 0.513												1	0	0	0	0	0	2
Don Robinson, R (8, 1) OBP: 0.667, SLG: 0.833												0	0	0	0	0	0	0
Tony Peña, R (9, PH) OBP: 0.358, SLG: 0.408 (10, 2)												2	0	0	0	0	0	3
Inning Stats	R: 2 H: 4 E: 0 LOB: 2 K: 0 BB: 0 S: 7 P: 7	R: 0 H: 0 E: 0 LOB: 0 K: 1 BB: 0 S: 5 P: 5	R: 0 H: 0 E: 0 LOB: 0 K: 0 BB: 0 S: 2 P: 3	R: 0 H: 0 E: 0 LOB: 0 K: 0 BB: 0 S: 3 P: 3	R: 0 H: 0 E: 0 LOB: 0 K: 3 BB: 0 S: 9 P: 9	R: 0 H: 0 E: 0 LOB: 0 K: 0 BB: 0 S: 3 P: 3	R: 0 H: 1 E: 0 LOB: 2 K: 0 BB: 1 S: 4 P: 8	R: 0 H: 2 E: 0 LOB: 3 K: 2 BB: 1 S: 9 P: 13	R: 0 H: 1 E: 0 LOB: 2 K: 0 BB: 0 S: 4 P: 4	R: 0 H: 1 E: 0 LOB: 2 K: 1 BB: 1 S: 6 P: 10	R: 0 H: 2 E: 0 LOB: 2 K: 2 BB: 0 S: 9 P: 9	1B: 8 SF: 1 2B: 4 SAC: 1 3B: 0 DP: 1 HR: 0 HBP: 1						

PITCHER		IP	WLS	BF	H	R	ER	SO	BB	IBB	HBP	BLK	WP	HR	S	P	ERA	WHIP
Dwight Gooden, R ERA: 2.9	(1, 1)	8.0		33	7	2	2	6	1	1	1	0	0	0	42	51	2.25	1.000
Roger McDowell, R ERA: 3.15	(9, 1)	1.0		4	1	0	0	0	0	0	0	0	0	0	4	4	0.00	1.000
Jesse Orosco, L ERA: 2.34	(10, 1)	1.0	W	5	1	0	0	1	0	1	0	0	0	0	6	10	0.00	1.000
Doug Sisk, R ERA: 3.01	(11, 1)	1.0	S	5	2	0	0	2	0	0	0	0	0	0	9	9	0.00	2.000

PITCHER	IP	WLS	BF	H	R	ER	SO	BB	IBB	HBP	BLK	WP	HR	S	P	ERA	WHIP

BOTTOM

New York Mets @ Pittsburgh Pirates

Three Rivers Stadium, Pittsburgh, PA

Sat Sep 27 1986, 7:05 PM EDT

Att. 13,210 - Unknown

livebaseballscorecards.com

AB	41
R	2
H	11
RBI	2
BB	3
SO	9
LOB	25

WP: 0 PA: 47
PB: 0
SB: 2
CS: 0

Batter	1	2	3	4	5	6	7	8	9	10	11	AB	R	H	RBI	BB	SO	LOB
Mookie Wilson, S (1, 8) (9, 7) OBP: 0.347, SLG: 0.429	K		4-3			F6		L9-3 1-2			K	5	0	0	0	0	2	2
Tim Teufel, R (1, 4) OBP: 0.325, SLG: 0.369	5-3			4-3 1B 2B		K			5-3		K	5	1	1	0	0	2	0
Kevin Mitchell, R (1, 7) OBP: 0.347, SLG: 0.473	F3			F3		4-3			4-3		HR 1B 1B	4	0	0	0	0	0	1
Lenny Dykstra, L (9, 8) OBP: 0.378, SLG: 0.453												1	1	1	0	0	0	0
Gary Carter, R (1, 3) OBP: 0.333, SLG: 0.425		K		4-3 2-3			6-3		L9		HR 1-2 1B	5	1	1	0	0	1	1
Darryl Strawberry, L (1, 9) OBP: 0.354, SLG: 0.495		K		BLK 1B 3-H 1B			4-3			E3 SH1-3	HR 1-H 2-H	5	1	2	4	0	1	0
Ray Knight, R (1, 5) OBP: 0.346, SLG: 0.416												4	0	2	0	0	1	0
Kevin Elster, R (11, 6) OBP: 0.296, SLG: 0.250	1B			1-H 1B			F2			SH1-3 1-2	K	0	0	0	0	0	0	0
Ed Hearn, R (1, 2) OBP: 0.322, SLG: 0.392												3	0	1	0	0	0	1
Danny Heep, L (10, PH) OBP: 0.379, SLG: 0.426		5-3			5-3			FC1-5 1B 1B		K		1	0	0	0	0	1	1
John Gibbons, R (10, 2) OBP: 0.571, SLG: 0.889												0	0	0	0	0	0	0
Rafael Santana, R (1, 6) OBP: 0.285, SLG: 0.256			K		6-3			FC1-5 1-2 1B		HBP		3	0	1	0	0	1	0
Lee Mazzilli, S (10, PH) OBP: 0.386, SLG: 0.336												0	0	0	0	0	0	0
Rick Aguilera, R (10, 1) OBP: 0.212, SLG: 0.286												0	0	0	0	0	0	0
Bob Ojeda, L (1, 1) OBP: 0.129, SLG: 0.116			K		K			FC1-5 L9-3 1-2 2-3f		K		3	0	0	0	0	2	2
Howard Johnson, S (10, PH) OBP: 0.340, SLG: 0.448												1	0	0	0	0	1	2
(10, 6)																		
(11, 5)																		
Inning Stats	R: 0 E: 0 K: 1 S: 5 H: 0 LOB: 0 BB: 0 P: 5	R: 0 E: 0 K: 2 S: 8 H: 1 LOB: 1 BB: 0 P: 8	R: 0 E: 0 K: 2 S: 7 H: 0 LOB: 0 BB: 0 P: 7	R: 1 E: 0 K: 0 S: 5 H: 3 LOB: 2 BB: 0 P: 5	R: 0 E: 0 K: 1 S: 5 H: 0 LOB: 0 BB: 0 P: 5	R: 0 E: 0 K: 1 S: 5 H: 0 LOB: 0 BB: 0 P: 5	R: 0 E: 0 K: 0 S: 3 H: 0 LOB: 0 BB: 0 P: 3	R: 0 E: 0 K: 0 S: 4 H: 2 LOB: 1 BB: 0 P: 4	R: 0 E: 0 K: 0 S: 3 H: 0 LOB: 0 BB: 0 P: 3	R: 0 E: 1 K: 2 S: 8 H: 0 LOB: 2 BB: 0 P: 9	R: 3 E: 0 K: 3 S: 12 H: 3 LOB: 0 BB: 0 P: 12	1B: 7 2B: 2 3B: 0 HR: 1 SF: 0 SAC: 1 DP: 1 HBP: 1						

PITCHER		IP	WLS	BF	H	R	ER	SO	BB	IBB	HBP	BLK	WP	HR	S	P	ERA	WHIP
Bob Patterson, L ERA: 4.45	(1, 1)	8.0		28	6	1	1	7	0	0	0	1	0	0	42	42	1.12	0.750
Don Robinson, R ERA: 3.62	(9, 1)	2.0		8	0	0	0	2	0	0	1	0	0	0	11	12	0.00	0.000
Bob Walk, R ERA: 3.72	(11, 1)	1.0	L	6	3	3	3	3	0	0	0	0	0	1	12	12	27.00	3.000

PITCHER	IP	WLS	BF	H	R	ER	SO	BB	IBB	HBP	BLK	WP	HR	S	P	ERA	WHIP

TOP

New York Mets @ Pittsburgh Pirates

Three Rivers Stadium, Pittsburgh, PA

Sun Sep 28 1986, 3:33 AM EDT

Att. 30,606 - Unknown

livebaseballscorecards.com

AB	40
R	4
H	9
RBI	4
BB	0
SO	12
LOB	10

PA: 42

WP: 0 PB: 0 SB: 0 CS: 0

Batter	1	2	3	4	5	6	7	8	9	10	11	AB	R	H	RBI	BB	SO	LOB
Rafael Belliard, R (1, 4) OBP: 0.301, SLG: 0.266	6-3			6-3		1-3 2-3		6-3			1-3	3	0	0	0	0	0	1
U L Washington, S (8, PH) OBP: 0.289, SLG: 0.270 (9, 6)												2	0	0	0	0	0	2
Bobby Bonilla, S (1, 8) OBP: 0.355, SLG: 0.341 (10, 7)	F9			K		K			F4		6-3	5	0	0	0	0	2	1
Mike Diaz, R (1, 7) OBP: 0.338, SLG: 0.503	F7			5-3			F9		F4		4-3	4	0	0	0	0	0	0
Joe Orsulak, L (10, 8) OBP: 0.302, SLG: 0.346												1	0	0	0	0	0	0
Jim Morrison, R (1, 5) OBP: 0.332, SLG: 0.473		6-3			6-3		F6		HR			4	1	1	1	0	0	0
Sid Bream, L (1, 3) OBP: 0.345, SLG: 0.455		K			F7		K		F8			4	0	0	0	0	2	0
Tony Peña, R (1, 2) OBP: 0.361, SLG: 0.411		F6			FC6-4 1B			BB 1B		B1-6-3 1B		4	0	3	0	0	0	0
Mike Brown, R (1, 9) OBP: 0.294, SLG: 0.298			K		FC6-4 1-2f			F3		B1-6-3 1-2f		4	0	0	0	1	3	
Sam Khalifa, R (1, 6) OBP: 0.288, SLG: 0.234			L9			1-3 SH3 1B		BB 1-2		BB		2	0	1	0	0	0	0
Johnny Ray, S (8, PH) OBP: 0.362, SLG: 0.385 (9, 4)												0	0	0	0	2	0	0
Bob Patterson, R (1, 1) OBP: 0.143, SLG: 0.143			G4-1			SH3 1-2		F3		1-3		1	0	0	0	0	0	0
Junior Ortiz, R (8, PH) OBP: 0.385, SLG: 0.396												1	0	0	0	0	0	2
Don Robinson, R (9, 1) OBP: 0.667, SLG: 0.833												0	0	0	0	0	0	0
Benny Distefano, L (10, PH) OBP: 0.182, SLG: 0.300												1	0	0	0	0	0	1
Bob Walk, R (11, 1) OBP: 0.171, SLG: 0.231												0	0	0	0	0	0	0
Inning Stats	R: 0 E: 0 K: 0 S: 3 H: 0 LOB: 0 BB: 0 P: 3	R: 0 E: 0 K: 1 S: 5 H: 0 LOB: 0 BB: 0 P: 5	R: 0 E: 0 K: 1 S: 5 H: 0 LOB: 0 BB: 0 P: 5	R: 0 E: 0 K: 1 S: 5 H: 0 LOB: 0 BB: 0 P: 5	R: 0 E: 0 K: 0 S: 4 H: 1 LOB: 1 BB: 0 P: 4	R: 0 E: 0 K: 1 S: 6 H: 1 LOB: 1 BB: 0 P: 6	R: 0 E: 0 K: 1 S: 5 H: 0 LOB: 0 BB: 0 P: 5	R: 0 E: 0 K: 0 S: 4 H: 1 LOB: 2 BB: 1 P: 8	R: 1 E: 0 K: 0 S: 4 H: 1 LOB: 0 BB: 0 P: 4	R: 0 E: 0 K: 0 S: 3 H: 1 LOB: 1 BB: 1 P: 7	R: 0 E: 0 K: 0 S: 3 H: 0 LOB: 0 BB: 0 P: 3							

PITCHER		IP	WLS	BF	H	R	ER	SO	BB	IBB	HBP	BLK	WP	HR	S	P	ERA	WHIP
Bob Ojeda, L ERA: 2.64	(1, 1)	9.0		32	4	1	1	5	1	0	0	0	0	1	41	45	1.00	0.556
Rick Aguilera, R ERA: 3.95	(10, 1)	2.0	W	7	1	0	0	0	1	0	0	0	0	0	6	10	0.00	1.000

PITCHER	IP	WLS	BF	H	R	ER	SO	BB	IBB	HBP	BLK	WP	HR	S	P	ERA	WHIP

BOTTOM

New York Mets @ Pittsburgh Pirates

Three Rivers Stadium, Pittsburgh, PA

Sun Sep 28 1986, 3:33 AM EDT

Att. 30,606 - Unknown

livebaseballscorecards.com

AB	36
R	1
H	5
RBI	1
BB	2
SO	5
LOB	10

1B: 4	SF: 0	WP: 0	PA: 39
2B: 0	SAC: 1	PB: 0	
3B: 0	DP: 1	SB: 0	
HR: 1	HBP: 0	CS: 0	

New York Mets @ Montreal Expos

Olympic Stadium, Montreal, QB

Tue Sep 30 1986, 7:05 PM EDT

Att. 6,068 - Unknown

TOP

livebaseballscorecards.com

Batter	1	2	3	4	5	6	7	8	9	AB	R	H	RBI	BB	SO	LOB
Lenny Dykstra, L (1, 8) OBP: 0.377, SLG: 0.451	F8		F7			E6 FC1-5-6-3 1B		F8		4	0	1	0	0	0	1
Roger McDowell, R (8, 1) OBP: 0.333, SLG: 0.294										0	0	0	0	0	0	0
Wally Backman, S (1, 4) OBP: 0.380, SLG: 0.392	K		G3			FC1-5-6-5 2-3			4-3	4	0	0	0	0	1	1
Keith Hernandez, L (1, 3) OBP: 0.408, SLG: 0.440	K			4-3		G3			6-3	4	0	0	0	0	1	1
Gary Carter, R (1, 2) OBP: 0.332, SLG: 0.425		2B		5-3			5-3		F5	4	0	1	0	0	0	0
Darryl Strawberry, L (1, 9) OBP: 0.352, SLG: 0.491		K		K			1-3			3	0	0	0	0	2	1
Lee Mazzilli, S (1, 7) OBP: 0.390, SLG: 0.333		HBP			G5-4-3 BB		4-3			1	0	0	0	1	0	0
Ray Knight, R (1, 5) OBP: 0.344, SLG: 0.413		F8			F8			F5		3	0	0	0	0	0	3
Rafael Santana, R (1, 6) OBP: 0.283, SLG: 0.255		6-3			G5-4-3 1-2f			G3		2	0	0	0	0	0	3
Mookie Wilson, S (8, PH) OBP: 0.346, SLG: 0.428										1	0	0	0	0	0	0
(8, 8)																
Ron Darling, R (1, 1) OBP: 0.133, SLG: 0.125			5-3			6-3		BB		2	0	0	0	0	0	0
Danny Heep, L (8, PH) OBP: 0.382, SLG: 0.426										0	0	0	0	1	0	0
Stan Jefferson, S (8, PR) OBP: 0.238, SLG: 0.316										0	0	0	0	0	0	0
Kevin Elster, R (8, 6) OBP: 0.296, SLG: 0.250										0	0	0	0	0	0	0

Inning Stats	1	2	3	4	5	6	7	8	9	1B	SF	WP	PA
R	0	0	0	0	0	0	0	0	0	1	0	0	31
E	0	0	0	0	0	1	0	0	0	2B 1	SAC 0	PB 0	
K	2	1	0	1	0	0	0	0	0	3B 0	DP 1	SB 0	
S	7	6	3	5	2	4	3	3	3	HR 0	HBP 1	CS 0	
H	0	1	0	0	0	1	0	0	0				
LOB	0	2	0	0	0	1	0	1	0				
BB	0	0	0	0	1	0	0	1	0				
P	7	7	3	5	6	4	3	7	3				

PITCHER	IP	W	L	S	BF	H	R	ER	SO	BB	IBB	HBP	BLK	WP	HR	ERA	WHIP
Bob Sebra, R (1, 1) ERA: 3.74	9.0	W			31	2	0	0	4	2	0	1	0	0	0	0.00	0.444

PITCHER	IP	W	L	S	BF	H	R	ER	SO	BB	IBB	HBP	BLK	WP	HR	ERA	WHIP

AB	28
R	0
H	2
RBI	0
BB	2
SO	4
LOB	10

Batter	1	2	3	4	5	6	7	8	9	AB	R	H	RBI	BB	SO	LOB
Casey Candaele, S (1, 4) OBP: 0.292, SLG: 0.325	F7		6-3			CS 1B		G3-6-3 1B		4	0	2	0	0	0	0
Mitch Webster, S (1, 8) OBP: 0.358, SLG: 0.431	6-3 3B		K			K 1-2		G3-6-3 1-2f		4	1	1	0	0	2	2
Tim Raines, S (1, 7) OBP: 0.415, SLG: 0.478	6-3 3-H			1-3		K S				3	0	0	1	0	1	0
Andre Dawson, R (1, 9) OBP: 0.331, SLG: 0.475	4-3			K		F2 1-2				3	0	0	0	0	1	1
Andres Galarraga, R (1, 3) OBP: 0.340, SLG: 0.412		G3-6-3 1B		K			FC3-5 2B			3	0	2	0	0	1	0
Tom Foley, L (1, 5) OBP: 0.338, SLG: 0.368		G3-6-3 1-2f			4-3 S 1B		FC3-5 2-3			3	0	1	0	0	0	2
Luis Rivera, R (1, 6) OBP: 0.281, SLG: 0.282		2B			5-3 1-2		F6			3	0	1	0	0	0	2
Randy Hunt, R (1, 2) OBP: 0.256, SLG: 0.366		K			4-3 2-3		1-3			3	0	0	0	0	1	3
Bob Sebra, R (1, 1) OBP: 0.259, SLG: 0.269			4-3		K			5-3		3	0	0	0	0	1	1
Inning Stats	R: 1 H: 1 E: 0 LOB: 0 K: 0 BB: 0 S: 4 P: 4	R: 0 H: 2 E: 0 LOB: 1 K: 1 BB: 0 S: 6 P: 6	R: 0 H: 0 E: 0 LOB: 0 K: 1 BB: 0 S: 5 P: 5	R: 0 H: 0 E: 0 LOB: 0 K: 2 BB: 0 S: 7 P: 7	R: 0 H: 1 E: 0 LOB: 1 K: 1 BB: 0 S: 6 P: 6	R: 0 H: 1 E: 0 LOB: 1 K: 2 BB: 0 S: 8 P: 8	R: 0 H: 1 E: 0 LOB: 1 K: 0 BB: 0 S: 4 P: 4	R: 0 H: 1 E: 0 LOB: 0 K: 0 BB: 0 S: 3 P: 3		1B: 4 SF: 0 2B: 2 SAC: 0 3B: 1 DP: 2 HR: 0 HBP: 0						

PITCHER		IP	WLS	BF	H	R	ER	SO	BB	IBB	HBP	BLK	WP	HR	S	P	ERA	WHIP
Ron Darling, R ERA: 2.87	(1, 1)	7.0	L	26	6	1	1	7	0	0	0	0	1	0	40	40	1.29	0.857
Roger McDowell, R ERA: 3.12	(8, 1)	1.0		3	1	0	0	0	0	0	0	0	0	0	3	3	0.00	1.000

PITCHER	IP	WLS	BF	H	R	ER	SO	BB	IBB	HBP	BLK	WP	HR	S	P	ERA	WHIP

BOTTOM

New York Mets @ Montreal Expos

Olympic Stadium, Montreal, QB

Tue Sep 30 1986, 7:05 PM EDT

Att. 6,068 - Unknown

livebaseballscorecards.com

AB	29
R	1
H	7
RBI	1
BB	0
SO	7
LOB	11

WP: 1 PA: 29
PB: 0
SB: 2
CS: 1

Batter	1	2	3	4	5	6	7	8	9	10	AB	R	H	RBI	BB	SO	LOB
Mookie Wilson, S (1, 8) (8, 7) OBP: 0.346, SLG: 0.433	F9		2B 3B		F6			E 1B	4-3		5	2	2	0	0	0	1
Kevin Mitchell, R (1, 7) OBP: 0.345, SLG: 0.469	4-3		1-3		F9			1-2 E 1B		K	3	0	0	0	0	0	1
Danny Heep, L (8, PH) (8, 7) (8, 9) OBP: 0.383, SLG: 0.427											2	1	1	0	0	1	0
Keith Hernandez, L (1, 3) OBP: 0.410, SLG: 0.444	BBBB BB		3-H 2B			5-3		E9 1-H 2-H 2B		F4	4	0	2	3	1	0	0
Dave Magadan, L (10, 3) OBP: 0.500, SLG: 0.438											0	0	0	0	0	0	0
Gary Carter, R (1, 2) OBP: 0.333, SLG: 0.424	F8		F7			1B		6-3		BB 1B 1B	4	1	1	0	1	0	3
Roger McDowell, R (10, 1) OBP: 0.333, SLG: 0.294											0	0	0	0	0	0	0
Darryl Strawberry, L (1, 9) OBP: 0.351, SLG: 0.496		HR	K			K		K		1-2 E 1B	4	1	1	1	0	3	2
Ray Knight, R (1, 5) OBP: 0.347, SLG: 0.416		2B 1B		G5-4-3 1B			F8	K		1-H 2-H E7 1B	2	0	2	0	0	0	0
Howard Johnson, S (6, 5) OBP: 0.340, SLG: 0.446											3	0	1	1	0	1	1
Tim Teufel, R (1, 4) OBP: 0.322, SLG: 0.370		1-H 2B		G5-4-3 1-2f			4-3		K	F2	5	0	1	0	0	1	2
Rafael Santana, R (1, 6) OBP: 0.285, SLG: 0.257		K		6-3			1B		1B		4	0	2	0	0	1	1
Sid Fernandez, L (1, 1) OBP: 0.200, SLG: 0.209		F5			F7		5-3		F7		2	0	0	0	0	0	1
Lee Mazzilli, S (7, PH) OBP: 0.388, SLG: 0.331											1	0	0	0	0	0	1
Doug Sisk, R (7, 1)											0	0	0	0	0	0	0
Jesse Orosco, R (8, 1)											0	0	0	0	0	0	0
Lenny Dykstra, L (8, 8) OBP: 0.372, SLG: 0.450											1	0	0	0	0	0	1
Ed Hearn, R (10, PH) (10, 2) OBP: 0.326, SLG: 0.397											1	1	1	0	0	0	0
Inning Stats	R: 0 E: 0 K: 0 S: 3 H: 0 LOB: 1 BB: 1 P: 7	R: 1 E: 0 K: 1 S: 7 H: 3 LOB: 1 BB: 0 P: 7	R: 1 E: 0 K: 1 S: 7 H: 2 LOB: 1 BB: 0 P: 7	R: 0 E: 0 K: 0 S: 3 H: 1 LOB: 0 BB: 0 P: 3	R: 0 E: 0 K: 0 S: 3 H: 0 LOB: 0 BB: 0 P: 3	R: 0 E: 0 K: 1 S: 5 H: 1 LOB: 0 BB: 0 P: 5	R: 0 E: 0 K: 0 S: 4 H: 1 LOB: 1 BB: 0 P: 4	R: 2 E: 1 K: 2 S: 10 H: 3 LOB: 1 BB: 0 P: 10	R: 0 E: 0 K: 1 S: 6 H: 1 LOB: 1 BB: 0 P: 6	R: 2 E: 1 K: 1 S: 7 H: 2 LOB: 1 BB: 1 P: 11	1B: 9 2B: 3 3B: 1 HR: 1 SF: 0 SAC: 0 DP: 1 HBP: 0						

PITCHER		IP	WLS	BF	H	R	ER	SO	BB	IBB	HBP	BLK	WP	HR	S	P	ERA	WHIP
Bob Owchinko, L ERA: 3.6	(1, 1)	5.0		20	6	2	2	2	1	0	0	0	0	1	23	27	3.60	1.400
Andy McGaffigan, R ERA: 2.72	(6, 1)	2.0		7	2	0	0	1	0	0	0	0	0	0	9	9	0.00	1.000
Jeff Reardon, R ERA: 3.87	(8, 1)	2.0		10	4	2	2	3	0	0	0	0	0	0	16	16	9.00	2.000
Bob McClure, L ERA: 3.29	(10, 1)	1.0	L	6	2	2	1	1	1	0	0	0	0	0	7	11	9.00	3.000

PITCHER	IP	WLS	BF	H	R	ER	SO	BB	IBB	HBP	BLK	WP	HR	S	P	ERA	WHIP

TOP

New York Mets @ Montreal Expos

Olympic Stadium, Montreal, QB

Wed Oct 01 1986, 7:05 PM EDT

Att. 10,740 - Unknown

livebaseballscorecards.com

AB	41
R	6
H	14
RBI	5
BB	2
SO	7
LOB	14

WP: 0 PA: 43
PB: 0
SB: 0
CS: 0

Batter	1	2	3	4	5	6	7	8	9	10	AB	R	H	RBI	BB	SO	LOB
Casey Candaele, S (1, 4) OBP: 0.287, SLG: 0.318	L6		K			B2-3		1B	F8 1-2		5	0	1	0	0	1	2
Mitch Webster, S (1, 8) OBP: 0.357, SLG: 0.433	2B 3B		F9			L6		F8		F5	5	1	1	0	0	0	1
Jim Wohlford, R (1, 7) OBP: 0.333, SLG: 0.391	K			CS 1B		2B BB		K		6-3	2	1	1	0	1	1	1
Herm Winningham, L (8, 7) OBP: 0.267, SLG: 0.328											2	0	0	0	0	1	1
Andre Dawson, R (1, 9) OBP: 0.331, SLG: 0.478	3-H 2B			K 1-2		1-H 1B 2B		F7		F9	5	1	2	2	0	1	2
Andres Galarraga, R (1, 3) OBP: 0.339, SLG: 0.410	F8			F3		3-H 1B			F9		4	0	1	1	0	0	1
Luis Rivera, R (1, 6) OBP: 0.281, SLG: 0.281	F7		F6			F5			1B 1B		4	1	1	0	0	0	1
Rene Gonzales, R (1, 5) OBP: 0.217, SLG: 0.143	K		F9					CS BB	1B 1-3		3	0	1	0	1	1	0
Randy Hunt, R (1, 2) OBP: 0.261, SLG: 0.349	K		BB					K 1-2	K		2	0	0	0	1	2	1
Wallace Johnson, S (9, PH) OBP: 0.333, SLG: 0.362											1	0	0	0	0	1	2
Bob McClure, R (10, 1) OBP: 0.333, SLG: 0.333											0	0	0	0	0	0	0
Bob Owchinko, L (1, 1) OBP: 0.333, SLG: 0.200			K			L6		K	1B 1-3 3-H		1	0	0	0	0	1	0
George Wright, S (5, PH) OBP: 0.245, SLG: 0.277											1	0	0	0	0	0	1
Andy McGaffigan, R (6, 1) OBP: 0.088, SLG: 0.061											0	0	0	0	0	0	0
Al Newman, S (7, PH) OBP: 0.288, SLG: 0.234											1	0	0	0	0	1	0
Jeff Reardon, R (8, 1) OBP: 0.125, SLG: 0.125											0	0	0	0	0	0	0
Dann Bilardello, R (9, PH) OBP: 0.241, SLG: 0.258											1	0	1	1	0	0	0
(10, 2)																	
Inning Stats	R: 1 E: 0 K: 1 S: 7 H: 2 LOB: 1 BB: 0 P: 7	R: 0 E: 0 K: 2 S: 7 H: 0 LOB: 0 BB: 0 P: 7	R: 0 E: 0 K: 2 S: 7 H: 0 LOB: 0 BB: 0 P: 7	R: 0 E: 0 K: 1 S: 5 H: 1 LOB: 0 BB: 0 P: 5	R: 0 E: 0 K: 0 S: 3 H: 0 LOB: 1 BB: 1 P: 7	R: 2 E: 0 K: 0 S: 5 H: 2 LOB: 1 BB: 1 P: 9	R: 0 E: 0 K: 2 S: 6 H: 0 LOB: 0 BB: 1 P: 10	R: 0 E: 0 K: 1 S: 6 H: 1 LOB: 1 BB: 0 P: 6	R: 1 E: 0 K: 1 S: 8 H: 3 LOB: 2 BB: 0 P: 8	R: 0 E: 0 K: 0 S: 3 H: 0 LOB: 0 BB: 0 P: 3	1B: 6 2B: 4 3B: 1 HR: 0	SF: 0 SAC: 0 DP: 2 HBP: 0						

PITCHER		IP	WLS	BF	H	R	ER	SO	BB	IBB	HBP	BLK	WP	HR	S	P	ERA	WHIP
Sid Fernandez, L ERA: 3.59	(1, 1)	6.0		24	5	3	3	6	2	0	0	0	0	0	34	42	4.50	1.167
Doug Sisk, R ERA: 2.97	(7, 1)	1.0		4	1	0	0	2	1	0	0	0	0	0	7	11	0.00	2.000
Jesse Orosco, L ERA: 2.39	(8, 1)	2.0	W	9	3	1	1	2	0	0	0	0	0	0	13	13	4.50	1.500
Roger McDowell, R ERA: 3.1	(10, 1)	1.0	S	3	0	0	0	0	0	0	0	0	0	0	3	3	0.00	0.000

PITCHER	IP	WLS	BF	H	R	ER	SO	BB	IBB	HBP	BLK	WP	HR	S	P	ERA	WHIP

BOTTOM

New York Mets @ Montreal Expos

Olympic Stadium, Montreal, QB

Wed Oct 01 1986, 7:05 PM EDT
Att. 10,740 - Unknown

livebaseballscorecards.com

AB	37
R	4
H	9
RBI	4
BB	3
SO	10
LOB	13

WP: 0	PB: 0	SB: 1	CS: 2
PA: 40			

Batter	1	2	3	4	5	6	7	8	9	AB	R	H	RBI	BB	SO	LOB
Lenny Dykstra, L (1, 8) OBP: 0.378, SLG: 0.449	x 0-0 S 1B 1B		x 0-0 ② 4-3		S S S 0-3 ③ K			B B B B 4-0 1B HR BB		3	2	1	0	1	1	0
Wally Backman, S (1, 4) OBP: 0.376, SLG: 0.387	S S S 0-3 ① K 1-2		S S S 0-3 ③ K			x 0-0 ① 4-3		x 0-0 ① B5		4	0	0	0	0	2	2
Keith Hernandez, L (1, 3) OBP: 0.410, SLG: 0.446 Lee Mazzilli, S (8, 3) OBP: 0.388, SLG: 0.331	S S S 0-3 ② K			x 0-0 HR 2B		S S S 0-3 ② K		x 0-0 1-2 HR 1B		4 0	2 0	2 0	0 0	0 0	2 0	1 0
Gary Carter, R (1, 2) OBP: 0.334, SLG: 0.431 Ed Hearn, R (9, 2) OBP: 0.326, SLG: 0.397	x 0-0 ③ 2-H 1B			x 0-0 ① F4		x 0-0 ③ F8		x 0-0 1-H 2-H HR		4 0	1 0	2 0	4 0	0 0	0 0	1 0
Darryl Strawberry, L (1, 9) OBP: 0.354, SLG: 0.502		B B B B 4-0 FC6 BB		x 0-0 2-H HR			B B B B 4-0 E S 2B BB	x 0-0 ② F7		2	2	1	2	2	0	0
Mookie Wilson, S (1, 7) OBP: 0.345, SLG: 0.434		x 0-0 ① FC6 S 1-2f		x 0-0 ② 5-3			x 0-0 1B 1-H G6-4-3 2B	x 0-0 ③ 4-3		4	1	1	1	0	0	1
Ray Knight, R (1, 5) OBP: 0.346, SLG: 0.414		x 0-0 ② F9		x 0-0 ③ F8			x 0-0 G6-4-3 2-3 1B		S S S 0-3 ① K	4	0	1	0	0	1	1
Rafael Santana, R (1, 6) OBP: 0.283, SLG: 0.254		x 0-0 ③ F3 1-2			S S S 0-3 ① K		x 0-0 ① ② G6-4-3 1-2f 3-H		S S S 0-3 ② K	4	0	0	0	0	2	2
Dwight Gooden, R (1, 1) OBP: 0.119, SLG: 0.111 Danny Heep, L (9, PH) OBP: 0.381, SLG: 0.425 Rick Anderson, R (9, 1) OBP: 0.091, SLG: 0.091			x 0-0 ① 5-3		x 0-0 ② 6-3		S S S 0-3 ③ K		S S S 0-3 ③ K	3 1 0	0 0 0	0 0 0	0 0 0	0 0 0	1 1 0	0 0 0
Inning Stats	R: 1 E: 0 K: 2 S: 8 H: 2 LOB: 1 BB: 0 P: 8	R: 0 E: 0 K: 0 S: 3 H: 0 LOB: 1 BB: 1 P: 7	R: 0 E: 0 K: 1 S: 5 H: 0 LOB: 0 BB: 0 P: 5	R: 2 E: 0 K: 0 S: 5 H: 2 LOB: 0 BB: 0 P: 5	R: 0 E: 0 K: 2 S: 7 H: 0 LOB: 0 BB: 0 P: 7	R: 0 E: 0 K: 1 S: 5 H: 0 LOB: 0 BB: 0 P: 5	R: 2 E: 0 K: 1 S: 6 H: 2 LOB: 0 BB: 1 P: 10	R: 3 E: 0 K: 0 S: 5 H: 2 LOB: 0 BB: 1 P: 9	R: 0 E: 0 K: 3 S: 9 H: 0 LOB: 0 BB: 0 P: 9	1B: 4 2B: 2 3B: 0 HR: 2	SF: 0 SAC: 0 DP: 1 HBP: 0						

PITCHER	IP	WLS	BF	H	R	ER	SO	BB	IBB	HBP	BLK	WP	HR	S	P	ERA	WHIP
Floyd Youmans, R (1, 1) ERA: 3.53	9.0	L	36	8	8	8	10	3	0	0	0	0	2	53	65	8.00	1.222

PITCHER	IP	WLS	BF	H	R	ER	SO	BB	IBB	HBP	BLK	WP	HR	S	P	ERA	WHIP

New York Mets @ Montreal Expos

Olympic Stadium, Montreal, QB

Thu Oct 02 1986, 7:05 PM EDT

Att. 10,726 - Unknown

TOP

livebaseballscorecards.com

AB	33
R	8
H	8
RBI	7
BB	3
SO	10
LOB	8

1B: 4	SF: 0	WP: 0	PA: 36
2B: 2	SAC: 0	PB: 0	
3B: 0	DP: 1	SB: 3	
HR: 2	HBP: 0	CS: 0	

New York Mets @ Montreal Expos

Olympic Stadium, Montreal, QB

Thu Oct 02 1986, 7:05 PM EDT

Att. 10,726 - Unknown

BOTTOM

Batter	1	2	3	4	5	6	7	8	9	AB	R	H	RBI	BB	SO	LOB
Casey Candaele, S (1, 4) OBP: 0.273, SLG: 0.301	1-3		G3	F6			E6 4-3		F8	5	0	0	0	0	0	1
Tom Foley, L (1, 5) OBP: 0.340, SLG: 0.365	1B BB		S 1B BB		5-3		4-3 1-2			2	1	0	0	2	0	1
Mitch Webster, S (1, 8) OBP: 0.355, SLG: 0.430	K		K 1-2		6-3		K			4	0	0	0	0	3	3
Andre Dawson, R (1, 9) OBP: 0.333, SLG: 0.478 Herm Winningham, L (9, 9) OBP: 0.267, SLG: 0.328	1-3 1B		2-H 1B		F9			F8		4 0	0 0	2 0	1 0	0 0	0 0	0 0
Andres Galarraga, R (1, 3) OBP: 0.335, SLG: 0.405	1-3		1-3			F7		6-3		4	0	0	0	0	0	3
George Wright, S (1, 7) OBP: 0.249, SLG: 0.278		E4 F8		K		E 1B		BB		3	0	1	0	1	1	0
Luis Rivera, R (1, 6) OBP: 0.280, SLG: 0.276		F8 2-3		1B E BB		F4 1-3		K		3	1	0	0	1	1	3
Randy Hunt, R (1, 2) OBP: 0.260, SLG: 0.340		K		FC5-4 1-2 1B		K			K	4	0	1	0	0	3	2
Floyd Youmans, R (1, 1) OBP: 0.213, SLG: 0.200 Wallace Johnson, S (9, PH) OBP: 0.331, SLG: 0.359		5-3		FC5-4 1-2f 2-H			5-3		F8	3 1	0 0	0 0	0 0	0 0	0 0	2 0
Inning Stats	R: 0 H: 1 E: 0 LOB: 2 K: 1 BB: 1 S: 6 P: 10	R: 0 H: 0 E: 1 LOB: 1 K: 1 BB: 0 S: 6 P: 6	R: 1 H: 1 E: 0 LOB: 1 K: 1 BB: 1 S: 6 P: 10	R: 1 H: 1 E: 1 LOB: 1 K: 1 BB: 1 S: 6 P: 10	R: 0 H: 0 E: 0 LOB: 0 K: 0 BB: 0 S: 3 P: 3	R: 0 H: 1 E: 1 LOB: 1 K: 1 BB: 0 S: 6 P: 6	R: 0 H: 0 E: 1 LOB: 1 K: 1 BB: 0 S: 6 P: 6	R: 0 H: 0 E: 0 LOB: 1 K: 1 BB: 1 S: 5 P: 9	R: 0 H: 0 E: 0 LOB: 0 K: 1 BB: 0 S: 5 P: 5	1B: 4 SF: 0 2B: 0 SAC: 0 3B: 0 DP: 0 HR: 0 HBP: 0						WP: 0 PA: 37 PB: 0 SB: 1 CS: 0	

PITCHER	IP	WLS	BF	H	R	ER	SO	BB	IBB	HBP	BLK	WP	HR	S	P	ERA	WHIP
Dwight Gooden, R (1, 1) ERA: 2.84	8.0	W	34	4	2	1	7	4	0	0	0	0	0	44	60	1.12	1.000
Rick Anderson, R (9, 1) ERA: 2.72	1.0		3	0	0	0	1	0	0	0	0	0	0	5	5	0.00	0.000

PITCHER	IP	WLS	BF	H	R	ER	SO	BB	IBB	HBP	BLK	WP	HR	S	P	ERA	WHIP

livebaseballscorecards.com

AB	33
R	2
H	4
RBI	1
BB	4
SO	8
LOB	15

Batter	1	2	3	4	5	6	7	8	9	AB	R	H	RBI	BB	SO	LOB
Barry Bonds, L (1, 8) OBP: 0.332, SLG: 0.422	E4 G6-4-3 1B		K			K		G3		4	0	0	0	0	2	1
Bobby Bonilla, S (1, 9) OBP: 0.354, SLG: 0.337	G6-4-3 1-2 1B		G3 1-2			6-3			F8 1B 1B	4	0	2	0	0	0	1
Johnny Ray, S (1, 4) OBP: 0.361, SLG: 0.387	G6-4-3 1-2f 2-3		K			4-3			F8	4	0	0	0	0	1	4
Jim Morrison, R (1, 5) OBP: 0.334, SLG: 0.482	5-3			K			4-3 4-3 2B		1-2 1B	4	1	2	0	0	1	1
Mike Diaz, R (1, 7) OBP: 0.335, SLG: 0.488		5-3		BB G5-4-3			4-3 2-3		F8 2-3	3	0	0	0	1	0	3
Tony Peña, R (1, 2) OBP: 0.356, SLG: 0.406		6-3		G5-4-3 1-2f			4-3 3-H		4-3	4	0	0	1	0	0	3
Sid Bream, L (1, 3) OBP: 0.345, SLG: 0.456		1B			F3		G3			3	0	1	0	0	0	0
Sam Khalifa, R (1, 6) OBP: 0.281, SLG: 0.230		6-3			F7			F3		3	0	0	0	0	0	1
Stan Fansler, R (1, 1) OBP: 0.167, SLG: 0.167 Mike Brown, R (5, PH) OBP: 0.293, SLG: 0.296 Jim Winn, R (5, 1) OBP: 0.118, SLG: 0.125 Pat Clements, R (5, 1) Rick Renteria, R (8, PH) OBP: 0.300, SLG: 0.400 Larry McWilliams, L (8, 1) OBP: 0.194, SLG: 0.172			G3		F3			F7		1 1 0 0 1 0	0 0 0 0 0 0	1 0 0 0 0 0	0 0 0 0 0 0	0 0 0 0 0 0	0 0 0 0 0 0	0 0 0 0 0 0

TOP

Pittsburgh Pirates @ New York Mets

Shea Stadium, Flushing, NY

Sat Oct 04 1986, 3:33 AM EDT

Unknown

livebaseballscorecards.com

AB	32
R	1
H	6
RBI	1
BB	1
SO	4
LOB	14

Inning Stats	1	2	3	4	5	6	7	8	9
	R: 0 E: 1 K: 0 S: 4	H: 1 LOB: 1 BB: 0 P: 4	R: 0 E: 0 K: 0 S: 4	H: 1 LOB: 1 BB: 0 P: 4	R: 0 E: 0 K: 2 S: 8	H: 1 LOB: 1 BB: 0 P: 8	R: 0 E: 0 K: 1 S: 4	H: 0 LOB: 0 BB: 1 P: 8	R: 0 E: 0 K: 0 S: 3	H: 0 LOB: 0 BB: 0 P: 3	R: 0 E: 0 K: 1 S: 5	H: 0 LOB: 0 BB: 0 P: 5	R: 1 E: 0 K: 0 S: 4	H: 1 LOB: 0 BB: 0 P: 4	R: 0 E: 0 K: 0 S: 3	H: 0 LOB: 0 BB: 0 P: 3	R: 0 E: 0 K: 0 S: 5	H: 2 LOB: 2 BB: 0 P: 5

1B: 5 2B: 1 3B: 0 HR: 0	SF: 0 SAC: 0 DP: 2 HBP: 0	WP: 0 PB: 0 SB: 0 CS: 0	PA: 33
---	---	---	---

PITCHER		IP	WLS	BF	H	R	ER	SO	BB	IBB	HBP	BLK	WP	HR	S	P	ERA	WHIP
Bob Ojeda, L ERA: 2.57	(1, 1)	6.0	W	21	3	0	0	4	1	0	0	0	0	0	28	32	0.00	0.667
Doug Sisk, R ERA: 3.06	(7, 1)	1.0		4	1	1	1	0	0	0	0	0	0	0	4	4	9.00	1.000
Jesse Orosco, L ERA: 2.33	(8, 1)	2.0	S	8	2	0	0	0	0	0	0	0	0	0	8	8	0.00	1.000

PITCHER	IP	WLS	BF	H	R	ER	SO	BB	IBB	HBP	BLK	WP	HR	S	P	ERA	WHIP

BOTTOM

Pittsburgh Pirates @ New York Mets

Shea Stadium, Flushing, NY

Sat Oct 04 1986, 3:33 AM EDT

Unknown

livebaseballscorecards.com

Batter	1	2	3	4	5	6	7	8	9	AB	R	H	RBI	BB	SO	LOB
Lenny Dykstra, L (1, 8) OBP: 0.377, SLG: 0.447	3-1			F7	BB BB HBP 1B		4-3			4	1	1	0	0	0	0
Wally Backman, S (1, 4) OBP: 0.377, SLG: 0.387	5-3			1B 1B 1B	BBB HBP BB 1-2 BB		F9			3	1	1	0	1	0	0
Lee Mazzilli, S (1, 3) OBP: 0.401, SLG: 0.351	1B			1B SF 1B 1-2	BBB HBP 1-2 2-3 BB			E E 2B		3	2	3	0	1	0	0
Darryl Strawberry, L (1, 9) OBP: 0.355, SLG: 0.501		K		SF 1B 1B 1-3 2-H	H FC6-4 HBP 1-2 2-3 3-H			F3		3	1	1	2	0	1	1
Danny Heep, L (1, 7) OBP: 0.379, SLG: 0.421		F9		SF 1B 1-2 3-H	FC6-4 1-2f			2B HBP 2-H		2	1	0	1	0	0	3
Howard Johnson, S (1, 5) OBP: 0.343, SLG: 0.452		G3		1B 1-3 2-H		B2		2B 1-H		4	0	2	2	0	0	0
Ed Hearn, R (1, 2) OBP: 0.324, SLG: 0.393		1B CS		6-3		6-3		K		4	0	1	0	0	1	2
Kevin Elster, R (1, 6) OBP: 0.258, SLG: 0.214		K 1-2			F6	F9		F7		4	0	0	0	0	1	2
Bob Ojeda, L (1, 1) Doug Sisk, R (7, 1) Kevin Mitchell, R (7, PH) OBP: 0.344, SLG: 0.467 Jesse Orosco, R (8, 1)		K			F6		F9			2 0 1 0	0 0 0 0	0 0 0 0	0 0 0 0	0 0 0 0	1 0 0 0	0 0 0 0
Inning Stats	R: 0 H: 1 E: 0 LOB: 1 K: 0 BB: 0 S: 3 P: 3	R: 0 H: 0 E: 0 LOB: 0 K: 1 BB: 0 S: 5 P: 5	R: 0 H: 1 E: 0 LOB: 0 K: 2 BB: 0 S: 7 P: 7	R: 3 H: 4 E: 1 LOB: 1 K: 0 BB: 0 S: 7 P: 7	R: 1 H: 1 E: 0 LOB: 3 K: 0 BB: 2 S: 4 P: 13	R: 0 H: 0 E: 0 LOB: 0 K: 0 BB: 0 S: 3 P: 3	R: 0 H: 0 E: 0 LOB: 0 K: 0 BB: 0 S: 3 P: 3	R: 2 H: 2 E: 1 LOB: 1 K: 1 BB: 0 S: 7 P: 8		1B: 7 SF: 1 2B: 3 SAC: 0 3B: 0 DP: 1 HR: 0 HBP: 2				WP: 0 PA: 35 PB: 0 SB: 0 CS: 1		

	AB	30
	R	6
	H	9
	RBI	5
	BB	2
	SO	4
	LOB	8

PITCHER		IP	WLS	BF	H	R	ER	SO	BB	IBB	HBP	BLK	WP	HR	S	P	ERA	WHIP
Stan Fansler, R ERA: 3.75	(1, 1)	4.0	L	16	6	3	2	3	0	0	0	0	0	0	22	22	4.50	1.500
Jim Winn, R ERA: 3.58	(5, 1)	0.2		5	1	1	1	0	2	0	0	0	0	0	3	11	13.50	4.500
Pat Clements, L ERA: 2.85	(5, 1)	2.1		8	0	0	0	0	0	0	1	0	0	0	7	8	0.00	0.000
Larry McWilliams, L ERA: 5.15	(8, 1)	1.0		6	2	2	2	1	0	0	1	0	0	0	7	8	18.00	2.000

PITCHER	IP	WLS	BF	H	R	ER	SO	BB	IBB	HBP	BLK	WP	HR	S	P	ERA	WHIP

Batter	1	2	3	4	5	6	7	8	9	AB	R	H	RBI	BB	SO	LOB
Joe Orsulak, L (1, 7) OBP: 0.300, SLG: 0.343	F7		L6		F6			K		4	0	0	0	0	1	1
Bobby Bonilla, S (1, 5) OBP: 0.351, SLG: 0.333	F8			F6		5-3		4-3		4	0	0	0	0	0	0
Johnny Ray, S (1, 4) OBP: 0.363, SLG: 0.394	F7			HR		FC3-6 1B			5-3 BB	3	1	2	1	1	0	0
Sid Bream, L (1, 3) OBP: 0.342, SLG: 0.453		F6		4-3		FC3-6 1-2f			F9	4	0	0	0	0	0	2
Barry Bonds, L (1, 8) OBP: 0.329, SLG: 0.417		4-3		F7		4-3			5-3 1-2	4	0	0	0	0	0	2
Benny Distefano, L (1, 9) OBP: 0.179, SLG: 0.278		1B			E4 1-3 1B SF7		G3		G3	4	1	1	0	0	0	1
Junior Ortiz, R (1, 2) OBP: 0.383, SLG: 0.394		F5			1-3 1-2 1B		5-3			3	0	1	0	0	0	1
U L Washington, S (1, 6) OBP: 0.279, SLG: 0.260			K		1-3 1-2 2-3		3-1			3	0	0	0	0	1	2
Bob Patterson, R (1, 1) OBP: 0.125, SLG: 0.125 Mike Diaz, R (5, PH) OBP: 0.333, SLG: 0.488 Bob Walk, R (5, 1) OBP: 0.171, SLG: 0.231 Ray Krawczyk, R (6, 1) Rick Renteria, R (8, PH) OBP: 0.273, SLG: 0.364 Don Robinson, R (8, 1) OBP: 0.667, SLG: 0.833			K		SF7 3-H			K		1 0 0 0 1 0	0 0 0 0 0 0	0 0 0 0 0 0	0 1 0 0 0 0	0 0 0 0 1 0	1 0 0 0 0 0	0 0 0 0 0 0
Inning Stats	R: 0 E: 0 K: 0 S: 3 H: 0 LOB: 0 BB: 0 P: 3	R: 0 E: 0 K: 0 S: 4 H: 1 LOB: 1 BB: 0 P: 4	R: 0 E: 0 K: 2 S: 7 H: 0 LOB: 0 BB: 0 P: 7	R: 1 E: 0 K: 0 S: 4 H: 1 LOB: 0 BB: 0 P: 4	R: 1 E: 1 K: 0 S: 5 H: 1 LOB: 1 BB: 0 P: 5	R: 0 E: 0 K: 0 S: 4 H: 1 LOB: 1 BB: 0 P: 4	R: 0 E: 0 K: 0 S: 3 H: 0 LOB: 0 BB: 0 P: 3	R: 0 E: 0 K: 2 S: 7 H: 0 LOB: 0 BB: 0 P: 7	R: 0 E: 0 K: 0 S: 3 H: 0 LOB: 1 BB: 1 P: 7	1B: 3 2B: 0 3B: 0 HR: 1 SF: 1 SAC: 0 DP: 0 HBP: 0						

TOP

Pittsburgh Pirates @ New York Mets

Shea Stadium, Flushing, NY

Sat Oct 04 1986, 3:38 AM EDT

Att. 30,810 - Unknown

livebaseballscorecards.com

AB	31
R	2
H	4
RBI	2
BB	1
SO	4
LOB	9

PITCHER		IP	WLS	BF	H	R	ER	SO	BB	IBB	HBP	BLK	WP	HR	S	P	ERA	WHIP
Rick Aguilera, R ERA: 3.88	(1, 1)	5.0	W	19	3	2	1	2	0	0	0	0	0	1	23	23	1.80	0.600
Randy Niemann, L ERA: 3.79	(6, 1)	1.0		4	1	0	0	0	0	0	0	0	0	0	4	4	0.00	1.000
Roger McDowell, R ERA: 3.02	(7, 1)	3.0	S	10	0	0	0	2	1	0	0	0	0	0	13	17	0.00	0.333

PITCHER	IP	WLS	BF	H	R	ER	SO	BB	IBB	HBP	BLK	WP	HR	S	P	ERA	WHIP

Pittsburgh Pirates @ New York Mets

Shea Stadium, Flushing, NY

Sat Oct 04 1986, 3:38 AM EDT

Att. 30,810 - Unknown

livebaseballscorecards.com

BOTTOM

Batter	1	2	3	4	5	6	7	8	9	AB	R	H	RBI	BB	SO	LOB
Mookie Wilson, S (1, 7)	6-3		5-3	IBB		FC3-6 WP 1B	3-1			3	1	0	0	1	0	1
Roger McDowell, R (7, 1)										1	0	0	0	0	0	2
Tim Teufel, R (1, 4)	K		K	F7		1B BB		F9 2B		4	0	1	0	1	2	3
Keith Hernandez, L (1, 3)	1B 1B		FC5-4 BB	3-1		BB 1B		BB		3	1	2	1	1	0	3
Dave Magadan, L (6, PR)										0	0	0	0	1	0	0
(7, 3)																
Gary Carter, R (1, 2)	1B 1B		FC5-4		FC5-4	K		F9		4	1	2	0	0	1	3
John Gibbons, R (8, PH)										1	0	0	0	0	0	2
(9, 2)																
Kevin Mitchell, R (1, 9)	1B			1B 1B 1B	FC5-4 BB HBP G5-2-3	L9		K		5	1	2	1	0	1	5
Ray Knight, R (1, 5)				1B 1B	BB HBP		BB 1B	F9		4	1	3	1	0	0	2
Stan Jefferson, S (1, 8)		L4-6 2B		1B 1B			K			3	0	2	0	1	1	1
(7, 7)																
Rafael Santana, R (1, 6)		L4-6		IBB 1B	G5-2-3		L9			4	0	1	2	0	0	5
Rick Aguilera, R (1, 1)		F9	F9			FC3-6 1B	BB			2	0	0	0	0	0	2
Randy Niemann, L (6, 1)										0	0	0	0	0	0	0
Lenny Dykstra, L (6, PH)										1	0	1	0	1	0	0
(7, 8)																
Inning Stats	R: 2 E: 0 K: 1 S: 8 H: 4 LOB: 2 BB: 0 P: 8		R: 0 E: 0 K: 0 S: 3 H: 1 LOB: 0 BB: 0 P: 3	R: 0 E: 0 K: 1 S: 5 H: 0 LOB: 1 BB: 1 P: 9	R: 2 E: 0 K: 0 S: 7 H: 4 LOB: 3 BB: 1 P: 11	R: 0 E: 0 K: 3 S: 3 H: 1 LOB: 2 BB: 1 P: 8	R: 1 E: 0 K: 1 S: 7 H: 2 LOB: 2 BB: 1 P: 11	R: 0 E: 0 K: 1 S: 6 H: 1 LOB: 2 BB: 1 P: 10	R: 0 E: 0 K: 1 S: 6 H: 1 LOB: 2 BB: 1 P: 10	1B: 12 2B: 3 3B: 0 HR: 0		SF: 0 SAC: 0 DP: 2 HBP: 1				WP: 1 PB: 0 SB: 0 CS: 0	PA: 42	

PITCHER		IP	WLS	BF	H	R	ER	SO	BB	IBB	HBP	BLK	WP	HR	S	P	ERA	WHIP
Bob Patterson, L (1, 1)		4.0	L	21	9	4	4	2	1	1	0	0	0	0	23	31	9.00	2.500
ERA: 4.95																		
Bob Walk, R (5, 1)		1.1		9	3	1	1	0	2	0	1	0	1	0	6	15	6.75	3.750
ERA: 3.75																		
Ray Krawczyk, R (6, 1)		1.2		7	1	0	0	2	1	0	0	0	0	0	10	14	0.00	1.200
ERA: 4.76																		
Don Robinson, R (8, 1)		1.0		5	1	0	0	1	1	0	0	0	0	0	6	10	0.00	2.000
ERA: 3.42																		

PITCHER	IP	WLS	BF	H	R	ER	SO	BB	IBB	HBP	BLK	WP	HR	S	P	ERA	WHIP

Pittsburgh Pirates @ New York Mets

Shea Stadium, Flushing, NY

Sun Oct 05 1986, 3:33 AM EDT

Att. 32,170 - Unknown

TOP

livebaseballscorecards.com

Batter	1	2	3	4	5	6	7	8	9	AB	R	H	RBI	BB	SO	LOB
Joe Orsulak, L (1, 7) (5, 8) OBP: 0.299, SLG: 0.342	CS 1B		K2-3			K		K		4	0	1	0	0	3	0
U L Washington, S (1, 6) OBP: 0.278, SLG: 0.259	K 1-2			1-3		K			S 1B	4	0	1	0	0	2	1
Barry Bonds, L (1, 8) OBP: 0.330, SLG: 0.416 Mike Diaz, R (5, 7) OBP: 0.330, SLG: 0.483	BB			E4 S		F9			F5	1 2	0 0	0 0	0 0	1 0	0 0	0 1
Sid Bream, L (1, 3) OBP: 0.341, SLG: 0.450 Rafael Belliard, R (9, PH) OBP: 0.298, SLG: 0.262	K			K 1-2			F8		K	3 1	0 0	0 0	0 0	0 0	2 1	2 1
Bobby Bonilla, S (1, 5) OBP: 0.352, SLG: 0.333		G6-4-3 1B		BB			F4		K 1-2	3	0	1	0	1	1	1
Benny Distefano, L (1, 9) OBP: 0.190, SLG: 0.282		F4		K			1B			3	0	1	0	0	1	3
Sam Khalifa, R (1, 4) OBP: 0.276, SLG: 0.225		G6-4-3 1-2f			F9		1-3			3	0	0	0	0	0	2
Ruben Rodriguez, R (1, 2)			5-3		6-3			K		3	0	0	0	0	1	0
			F7		F8			F7		0 0 1 0 0 0 0 1	0 0 0 0 0 0 0 0	0 0 0 0 0 0 0 0	0 0 0 0 0 0 0 0	0 0 0 0 0 0 0 0	0 0 0 0 0 0 0 0	0 0 0 0 0 0 0 0

	AB	30
	R	0
	H	4
	RBI	0
	BB	2
	SO	11
	LOB	11

Hipolito Pena, L (1, 1)
Mike Bielecki, R (2, 1)
Bill Almon, R (3, PH)
OBP: 0.316, SLG: 0.360
John Smiley, L (3, 1)
Rick Reuteria, R (5, PH)
OBP: 0.000, SLG: 0.000
Ray Krawczyk, R (5, 1)
Barry Jones, R (6, 1)
OBP: 0.200, SLG: 0.200
Pat Clements, R (7, 1)
Junior Ortiz, R (8, PH)
OBP: 0.364, SLG: 0.391
Don Robinson, R (8, 1)
OBP: 0.667, SLG: 0.833

Inning Stats	1	2	3	4	5	6	7	8	9	1B	4	SF	0	WP	0	PA	32
R:	0	0	0	0	0	0	0	0	0	2B	1	SAC	0	PB	0		
E:	0	0	0	1	0	0	0	0	0	3B	0	DP	2	SB	2		
K:	2	0	1	2	0	2	0	2	2	HR	0	HBP	0	CS	1		
S:	7	3	5	8	3	7	4	7	8								
H:	1	1	0	0	0	0	1	0	1								
LOB:	1	0	0	2	0	0	1	0	1								
BB:	1	0	0	1	0	0	0	0	0								
P:	11	3	5	12	3	7	4	7	8								

PITCHER		IP	WLS	BF	H	R	ER	SO	BB	IBB	HBP	BLK	WP	HR	S	P	ERA	WHIP
Ron Darling, R ERA: 2.81	(1, 1)	5.0	W	18	2	0	0	5	2	0	0	0	0	0	26	34	0.00	0.800
Sid Fernandez, L ERA: 3.52	(6, 1)	4.0	S	14	2	0	0	6	0	0	0	0	0	0	26	26	0.00	0.500

PITCHER	IP	WLS	BF	H	R	ER	SO	BB	IBB	HBP	BLK	WP	HR	S	P	ERA	WHIP

BOTTOM

Pittsburgh Pirates @ New York Mets

Shea Stadium, Flushing, NY

Sun Oct 05 1986, 3:33 AM EDT

Att. 32,170 - Unknown

Batter	1	2	3	4	5	6	7	8	9	AB	R	H	RBI	BB	SO	LOB
Lenny Dykstra, L (1, 8) OBP: 0.377, SLG: 0.445	4-3	F7			3-1	F7		F7		3	0	0	0	0	0	1
Kevin Elster, R (6, 6) OBP: 0.242, SLG: 0.200										2	0	0	0	0	0	0
Wally Backman, S (1, 4) OBP: 0.376, SLG: 0.385	E6 HBP HR		6-3		1B 1B HR BB	K		4-3		2	1	0	0	0	0	0
Tim Teufel, R (5, 4) OBP: 0.324, SLG: 0.369										2	1	0	0	1	1	0
Keith Hernandez, L (1, 3) OBP: 0.413, SLG: 0.446	HR HBP	1-3	1-3		1B HR 1B	6-3				1	1	0	0	0	0	0
Dave Magadan, L (5, 3) OBP: 0.524, SLG: 0.444										2	1	1	0	0	0	0
Gary Carter, R (1, 2) OBP: 0.337, SLG: 0.439	HR	6-3	6-3		HR 1B		L7			3	2	2	3	0	0	0
Ed Hearn, R (6, 2) OBP: 0.322, SLG: 0.390										1	0	0	0	0	0	0
Darryl Strawberry, L (1, 9) OBP: 0.358, SLG: 0.507	K2-3			S HR BB	HR		1B BB			2	2	1	4	2	1	0
Howard Johnson, S (1, 7) OBP: 0.341, SLG: 0.445	F8			K	BB BB		K			3	0	0	0	1	2	2
Ray Knight, R (1, 5) OBP: 0.351, SLG: 0.424		1-3		HR	F7		1B			4	1	2	2	0	0	1
Rafael Santana, R (1, 6) OBP: 0.285, SLG: 0.254		SH3-4 BB		5-3	BB		F7			1	0	0	0	2	0	0
Sid Fernandez, L (6, 1) OBP: 0.197, SLG: 0.206										1	0	0	0	0	0	2
Ron Darling, R (1, 1) OBP: 0.131, SLG: 0.123		SH3-4		K	F8			K		1	0	0	0	0	1	0
Stan Jefferson, S (5, PH) OBP: 0.296, SLG: 0.375 (6, 8)										2	0	0	0	0	1	2
Inning Stats	R: 3 E: 1 K: 1 S: 7 H: 1 LOB: 0 BB: 0 P: 8	R: 0 E: 0 K: 0 S: 3 H: 0 LOB: 1 BB: 1 P: 7	R: 0 E: 0 K: 0 S: 3 H: 0 LOB: 0 BB: 0 P: 3	R: 2 E: 0 K: 2 S: 8 H: 1 LOB: 0 BB: 1 P: 12	R: 4 E: 0 K: 0 S: 6 H: 3 LOB: 2 BB: 3 P: 18	R: 0 E: 0 K: 1 S: 5 H: 0 LOB: 0 BB: 0 P: 5	R: 0 E: 0 K: 1 S: 6 H: 1 LOB: 2 BB: 1 P: 10	R: 0 E: 0 K: 1 S: 5 H: 0 LOB: 0 BB: 0 P: 5		1B: 3 2B: 0 3B: 0 HR: 3	SF: 0 SAC: 1 DP: 0 HBP: 1						

AB	30
R	9
H	6
RBI	9
BB	6
SO	6
LOB	8

WP: 0 PB: 0 SB: 1 CS: 0 PA: 38

livebaseballscorecards.com

PITCHER		IP	WLS	BF	H	R	ER	SO	BB	IBB	HBP	BLK	WP	HR	S	P	ERA	WHIP
Hipolito Pena, L ERA: 8.64	(1, 1)	1.0	L	6	1	3	2	1	0	0	1	0	0	1	7	8	18.00	1.000
Mike Bielecki, R ERA: 4.66	(2, 1)	1.0		4	0	0	0	0	1	0	0	0	0	0	3	7	0.00	1.000
John Smiley, L ERA: 3.86	(3, 1)	2.0		8	1	2	2	2	1	0	0	0	0	1	11	15	9.00	1.000
Ray Krawczyk, R ERA: 7.3	(5, 1)	1.0		9	3	4	4	0	3	0	0	0	0	1	6	18	36.00	6.000
Barry Jones, R ERA: 2.89	(6, 1)	1.0		3	0	0	0	1	0	0	0	0	0	0	5	5	0.00	0.000

PITCHER		IP	WLS	BF	H	R	ER	SO	BB	IBB	HBP	BLK	WP	HR	S	P	ERA	WHIP
Pat Clements, L ERA: 2.8	(7, 1)	1.0		5	1	0	0	1	1	0	0	0	0	0	6	10	0.00	2.000
Don Robinson, R ERA: 3.38	(8, 1)	1.0		3	0	0	0	1	0	0	0	0	0	0	5	5	0.00	0.000

Batter	1	2	3	4	5	6	7	8	9	AB	R	H	RBI	BB	SO	LOB
Lenny Dykstra, L (1, 8) OBP: 0.500, SLG: 0.333	B3		4-3			BB S		1B 1-2		3	0	1	0	1	0	0
Wally Backman, S (1, 4)	E6			F7		F7		K		4	0	0	0	0	1	3
Keith Hernandez, L (1, 3) OBP: 0.250, SLG: 0.250	K			FC4-6 1B		K 1-2		K		4	0	1	0	0	3	4
Gary Carter, R (1, 2)	K			K		K			5-3	4	0	0	0	0	3	3
Darryl Strawberry, L (1, 9) OBP: 0.250, SLG: 0.250		K		FC4-6 1-2f			K		1B 3-1 S	4	0	1	0	0	2	1
Mookie Wilson, S (1, 7)		K			1-3		F9		3-1 1-3	4	0	0	0	0	1	1
Ray Knight, R (1, 5)		F8			K		1-3		K	4	0	0	0	0	2	1
Rafael Santana, R (1, 6) OBP: 0.500, SLG: 0.500 Lee Mazzilli, S (8, PH) Jesse Orosco, R (8, 1)			L4		1B			K		2 1 0	0 0 0	1 0 0	0 0 0	0 1 0	0 0 0	0 0 0
Dwight Gooden, R (1, 1) Danny Heep, L (8, PH) OBP: 1.000, SLG: 1.000 Kevin Elster, R (8, PR) (8, 6)			K		4-3			1B		2 1 0	0 0 0	0 1 0	0 0 0	0 0 0	1 0 0	1 0 0
Inning Stats	R: 0 E: 1 K: 2 S: 8 H: 0 LOB: 1 BB: 0 P: 8	R: 0 E: 0 K: 2 S: 8 H: 0 LOB: 0 BB: 0 P: 11	R: 0 E: 0 K: 1 S: 9 H: 0 LOB: 0 BB: 0 P: 10	R: 0 E: 0 K: 1 S: 6 H: 1 LOB: 1 BB: 0 P: 10	R: 0 E: 0 K: 1 S: 11 H: 1 LOB: 1 BB: 0 P: 14	R: 0 E: 0 K: 2 S: 11 H: 0 LOB: 1 BB: 1 P: 21	R: 0 E: 0 K: 1 S: 9 H: 0 LOB: 0 BB: 0 P: 15	R: 0 E: 0 K: 3 S: 12 H: 2 LOB: 2 BB: 0 P: 17	R: 0 E: 0 K: 1 S: 15 H: 1 LOB: 1 BB: 0 P: 19	1B: 5 2B: 0 3B: 0 HR: 0 SF: 0 SAC: 0 DP: 0 HBP: 0						

PITCHER		IP	WLS	BF	H	R	ER	SO	BB	IBB	HBP	BLK	WP	HR	S	P	ERA	WHIP
Mike Scott, R	(1, 1)	9.0	W	34	5	0	0	14	1	0	0	0	0	0	89	125	0.00	0.667
ERA:																		

PITCHER	IP	WLS	BF	H	R	ER	SO	BB	IBB	HBP	BLK	WP	HR	S	P	ERA	WHIP

TOP

New York Mets @ Houston Astros

Astrodome, Houston, TX

Wed Oct 08 1986, 8:05 PM EDT

Att. 44,131 - Dome

livebaseballscorecards.com

AB	33
R	0
H	5
RBI	0
BB	1
SO	14
LOB	14

New York Mets @ Houston Astros

Astrodome, Houston, TX

Wed Oct 08 1986, 8:05 PM EDT

Att. 44,131 - Dome

BOTTOM

Batter	1	2	3	4	5	6	7	8	9	AB	R	H	RBI	BB	SO	LOB
Billy Hatcher, R (1, 8)	F7	FC5 2-3f			4-1 G3 S FC6-2 BB		K			3	0	0	0	1	1	3
Bill Doran, S (1, 4)	F7		3-1		G3 1-3		F7			4	0	0	0	0	0	1
Denny Walling, L (1, 5)	F7		3-1		FC6-2 3-H		K			4	0	0	0	0	1	1
Glenn Davis, R (1, 3) OBP: 0.250, SLG: 1.000		HR	5-3		F9			5-3		4	1	1	1	0	0	1
Kevin Bass, S (1, 9) OBP: 0.500, SLG: 0.750		1B 2B	G3			F9 S 1B		F9		4	0	2	0	0	0	0
Jose Cruz, L (1, 7) OBP: 0.250, SLG: 0.250		F8	1B 1B 1B			K		K		4	0	1	0	0	2	2
Alan Ashby, S (1, 2) OBP: 1.000, SLG: 1.000		FC5 1B BB	1B 1-2 1B			BB 1-2				1	0	1	0	2	0	0
Craig Reynolds, L (1, 6) OBP: 0.667, SLG: 0.667		1B 1-2 2-3	G6-4-3 1-2 2-3 1B			F9 2-3				3	0	2	0	0	0	2
Dickie Thon, R (9, 6)										0	0	0	0	0	0	0
Mike Scott, R (1, 1)	K			G6-4-3 1-2f		K				3	0	0	0	0	2	8
Inning Stats	R: 0 E: 0 K: 0 S: 9 H: 0 LOB: 0 BB: 0 P: 13	R: 1 E: 0 K: 1 S: 19 H: 3 LOB: 3 BB: 1 P: 30	R: 0 E: 0 K: 0 S: 5 H: 0 LOB: 0 BB: 0 P: 9	R: 0 E: 0 K: 0 S: 10 H: 3 LOB: 2 BB: 0 P: 13	R: 0 E: 0 K: 0 S: 10 H: 0 LOB: 1 BB: 1 P: 17	R: 0 E: 0 K: 2 S: 10 H: 1 LOB: 2 BB: 1 P: 16	R: 0 E: 0 K: 2 S: 10 H: 0 LOB: 0 BB: 0 P: 13	R: 0 E: 0 K: 1 S: 8 H: 0 LOB: 0 BB: 0 P: 9		1B: 5 2B: 1 3B: 0 HR: 1 SF: 0 SAC: 0 DP: 1 HBP: 0						

livebaseballscorecards.com

AB	30
R	1
H	7
RBI	1
BB	3
SO	6
LOB	18

WP: 0 PB: 0 SB: 2 CS: 0 PA: 33

PITCHER		IP	WLS	BF	H	R	ER	SO	BB	IBB	HBP	BLK	WP	HR	S	P	ERA	WHIP
Dwight Gooden, R ERA: 1.29	(1, 1)	7.0	L	30	7	1	1	5	3	0	0	0	0	1	73	111	1.29	1.429
Jesse Orosco, L ERA:	(8, 1)	1.0		3	0	0	0	1	0	0	0	0	0	0	8	9	0.00	0.000

PITCHER	IP	WLS	BF	H	R	ER	SO	BB	IBB	HBP	BLK	WP	HR	S	P	ERA	WHIP

Batter	1	2	3	4	5	6	7	8	9	AB	R	H	RBI	BB	SO	LOB
Lenny Dykstra, L (1, 8) OBP: 0.444, SLG: 0.500	B S X 1-1 B1-3 ①			B X 1-0 G3 ①	F B C X 1-2 E 3B 1B		B B C F X 2-2 E3 4-3		B B X 2-0 2B	5	1	2	0	0	0	0
Wally Backman, S (1, 4) OBP: 0.222, SLG: 0.222	B B C X 2-1 L5 ②			B B X 2-0 2B 1B 1B	B B X 2-0 E8 1-3 2-H 3B 1B		X 0-0 4-3 ② 1-2		C X 0-1 B2 ①	5	2	2	1	0	0	2
Keith Hernandez, L (1, 3) OBP: 0.556, SLG: 0.714	C X 0-1 F6 ③			C S X 0-2 2B 1-2 SF7 1B	X 0-0 2-H 3-H 3B		I I I I 4-0 IBB		I I I I 4-0 G6-4-3 IBB	3	1	2	2	2	0	0
Gary Carter, R (1, 2) OBP: 0.111, SLG: 0.222		B S S S T S 1-3 K ①		B X 1-0 1-3 2-H 2B	B X 1-0 F8 ③		B F F X 1-2 F8 ③		X 0-0 ② ③ 1-2f G6-4-3	5	0	1	1	0	1	5
Darryl Strawberry, L (1, 9) OBP: 0.125, SLG: 0.143		B C T S S 1-3 K ②		X 0-0 3-H SF7 ②		B B B X 2-1 F9 ①		B B C S S 2-3 K ①		3	0	0	1	0	2	0
Mookie Wilson, S (1, 7) OBP: 0.125, SLG: 0.125		C S X 0-2 F8 ③		S X 0-1 F7 ③		B B F X 2-1 3-1 ②		B X 1-0 FC6-4 S 1B		4	0	1	0	0	0	1
Ray Knight, R (1, 5) OBP: 0.250, SLG: 0.143			B F B F S 2-3 K ①	C B C F F B X 2-2 F4 ①	S B C X 1-2 1B			B I I I 4-0 1-2 FC6-4 IBB		3	0	1	0	1	1	0
Rafael Santana, R (1, 6) OBP: 0.333, SLG: 0.333			B S F B B S 2-3 K ②	B F B F F X 2-2 FC5-6 1B	M C S 0-3 K ③			C S X 0-2 ② 1-2f 2-3 FC6-4		4	0	1	0	0	2	3
Bob Ojeda, L (1, 1)		S B F S 1-3 K ③		L L X 0-2 ② 1-2f FC5-6 1B E			F F C 0-3 ① K	F X 0-1 ③ F7		4	1	0	0	0	2	3
Inning Stats	R: 0 E: 0 K: 0 S: 6 H: 0 LOB: 0 BB: 0 P: 9	R: 0 E: 0 K: 2 S: 10 H: 0 LOB: 0 BB: 0 P: 12	R: 0 E: 0 K: 3 S: 9 H: 0 LOB: 0 BB: 0 P: 14	R: 2 E: 0 K: 0 S: 9 H: 3 LOB: 1 BB: 0 P: 13	R: 3 E: 1 K: 0 S: 18 H: 4 LOB: 1 BB: 0 P: 26	R: 0 E: 0 K: 1 S: 10 H: 1 LOB: 1 BB: 0 P: 15	R: 0 E: 1 K: 1 S: 10 H: 0 LOB: 2 BB: 1 P: 17	R: 0 E: 0 K: 1 S: 9 H: 1 LOB: 2 BB: 1 P: 16	R: 0 E: 0 K: 0 S: 4 H: 1 LOB: 1 BB: 1 P: 10	1B: 7 2B: 2 3B: 1 HR: 0 SF: 1 SAC: 0 DP: 1 HBP: 0						

TOP

New York Mets @ Houston Astros

Astrodome, Houston, TX

Thu Oct 09 1986, 8:05 PM EDT

Att. 44,391 - Dome

livebaseballscorecards.com

AB	36
R	5
H	10
RBI	5
BB	3
SO	8
LOB	14

WP: 0 PB: 0 SB: 1 CS: 0 PA: 40

PITCHER	IP	WLS	BF	H	R	ER	SO	BB	IBB	HBP	BLK	WP	HR	S	P	ERA	WHIP
Nolan Ryan, R (1, 1) ERA: 9.0	5.0	L	22	7	5	5	5	0	0	0	0	0	0	52	74	9.00	1.400
Larry Andersen, R (6, 1) ERA:	2.0		9	1	0	0	2	0	1	0	0	0	0	20	32	0.00	0.500
Aurelio Lopez, R (8, 1) ERA:	1.1		8	2	0	0	1	0	2	0	0	0	0	12	25	0.00	1.500
Charlie Kerfeld, R (9, 1) ERA:	0.2		1	0	0	0	0	0	0	0	0	0	0	1	1	0.00	0.000

PITCHER	IP	WLS	BF	H	R	ER	SO	BB	IBB	HBP	BLK	WP	HR	S	P	ERA	WHIP

Batter	1	2	3	4	5	6	7	8	9	AB	R	H	RBI	BB	SO	LOB
Billy Hatcher, R (1, 8) OBP: 0.222, SLG: 0.125	C F F B F C 1-3 K ①		B B F B X 3-1 4-3 1B		B X 1-0 F6 ②		F X 0-1 FC6-4 G3 1B 1-2f ①		S B X 1-1 5-3 ③	5	1	1	0	0	1	2
Bill Doran, S (1, 4) OBP: 0.125, SLG: 0.125	B B C F S 2-3 K ②		B C F X 1-2 4-3 1-2f ②③		B C X 1-1 1-3 1B		X 0-0 G3 1-2 ②			4	0	1	0	0	1	2
Phil Garner, R (1, 5) OBP: 0.500, SLG: 0.333	B X 1-0 6-3 ③			B B B C B 4-1 FC5 5-3 BB	X 0-0 F8 ③		X 0-0 FC6-4 2-H 1B			3	0	1	1	1	0	2
Glenn Davis, R (1, 3) OBP: 0.250, SLG: 0.625		X 0-0 1-3 ①		B F B B X 3-1 5-3 1-2 ①		B S S X 1-2 FC6-4 BB 1B	B X 1-0 FC6-4 1-2f ③			4	0	1	0	0	0	2
Kevin Bass, S (1, 9) OBP: 0.625, SLG: 0.857		F B C T F F X 1-2 1B FC1-2 2B		B B F F X 2-2 1B		B B C B F B 4-2 FC6-4 1-2 BB		X 0-0 F7 ①		3	0	2	0	1	0	0
Jose Cruz, L (1, 7) OBP: 0.250, SLG: 0.250		X 0-0 FC1-2 2-3 1B		C C B S 1-3 K ②		C X 0-1 F8 ①		S B B B F F F X 3-2 F2 ②		4	0	1	0	0	1	4
Alan Ashby, S (1, 2) OBP: 0.429, SLG: 0.200	C X 0-1 FC1-2 1-2 3-H ②			B X 1-0 FC5 2-3f ③		B B X 2-0 FC6-4 1-2f 2-3 ②		B S X 1-1 1-3 ③		4	0	0	0	0	0	6
Dickie Thon, R (1, 6) OBP: 0.500, SLG: 0.500		S T F C 0-3 K ③			B B F F X 2-2 1B 1B	B C X 1-1 F9 ③			B C X 1-1 G6-4-3 1B	4	0	2	0	0	1	4
Nolan Ryan, R (1, 1) Jim Pankovits, R (5, PH) Larry Andersen, R (6, 1) Terry Puhl, L (7, PH) OBP: 1.000, SLG: 1.000 Aurelio Lopez, R (8, 1) Charlie Kerfeld, R (9, 1) Davey Lopes, R (9, PH)			X 0-0 5-3 ①		F B S F B S 2-3 K ①		B B C B X 3-1 FC6-4 1B		B X 1-0 G6-4-3 1-2f ①②	1 1 0 1 0 0 0 1	0 0 0 0 0 0 0 0	0 0 0 1 0 0 0 0	0 0 0 0 0 0 0 0	0 1 0 0 0 0 0 0	0 1 0 0 0 0 0 1	0 1 0 0 0 0 0 1
Inning Stats	R: 0 E: 0 K: 2 S: 9 H: 0 LOB: 0 BB: 0 P: 13	R: 0 E: 0 K: 1 S: 14 H: 2 LOB: 2 BB: 0 P: 15	R: 0 E: 0 K: 0 S: 6 H: 1 LOB: 0 BB: 0 P: 10	R: 0 E: 0 K: 1 S: 10 H: 1 LOB: 2 BB: 1 P: 21	R: 0 E: 0 K: 1 S: 11 H: 2 LOB: 2 BB: 0 P: 17	R: 0 E: 0 K: 0 S: 10 H: 1 LOB: 2 BB: 1 P: 18	R: 1 E: 0 K: 0 S: 7 H: 2 LOB: 1 BB: 0 P: 11	R: 0 E: 0 K: 0 S: 9 H: 0 LOB: 0 BB: 0 P: 13	R: 0 E: 0 K: 0 S: 5 H: 1 LOB: 0 BB: 0 P: 8	1B: 9 2B: 2 3B: 0 HR: 0	SF: 0 SAC: 0 DP: 2 HBP: 0					

PITCHER	IP	WLS	BF	H	R	ER	SO	BB	IBB	HBP	BLK	WP	HR	S	P	ERA	WHIP
Bob Ojeda, L (1, 1) ERA: 1.0	9.0	W	37	10	1	1	5	2	0	0	0	0	0	81	126	1.00	1.333

PITCHER	IP	WLS	BF	H	R	ER	SO	BB	IBB	HBP	BLK	WP	HR	S	P	ERA	WHIP

BOTTOM

New York Mets @ Houston Astros

Astrodome, Houston, TX

Thu Oct 09 1986, 8:05 PM EDT

Att. 44,391 - Dome

livebaseballscorecards.com

AB	35
R	1
H	10
RBI	1
BB	2
SO	5
LOB	24

1B: 9	SF: 0	WP: 0	PA: 37
2B: 2	SAC: 0	PB: 0	
3B: 0	DP: 2	SB: 0	
HR: 0	HBP: 0	CS: 0	

Houston Astros @ New York Mets

Shea Stadium, Flushing, NY

Sat Oct 11 1986, 3:33 AM EDT

Att. 55,052 - Unknown

TOP

Batter	1	2	3	4	5	6	7	8	9	AB	R	H	RBI	BB	SO	LOB
Bill Doran, S (1, 4) OBP: 0.308, SLG: 0.500	3-1	HR		6-3			SH FC4-6 BB		CS 1B	4	2	2	2	1	0	0
Billy Hatcher, R (1, 8) OBP: 0.385, SLG: 0.273	S 1B 1B	S 1B			1-3		SH FC4-6 1-3		1-2 BB	3	1	2	0	1	0	0
Denny Walling, L (1, 5) OBP: 0.111, SLG: 0.111	WP 1B 1-H 1B	K 1-2			L4		FC4-6 1-2f 3-H		K	5	1	1	2	0	2	3
Glenn Davis, R (1, 3) OBP: 0.333, SLG: 0.545	PO 1B 1-2 HBP		5-3		1B		K			3	0	1	0	0	1	1
Kevin Bass, S (1, 9) OBP: 0.500, SLG: 0.600	K		S BB		F9		F8			3	0	0	0	1	1	4
Jose Cruz, L (1, 7) OBP: 0.333, SLG: 0.273	1-2 2-H 1B		K 1-2			G5-4-3 BB		K		3	0	1	1	1	2	1
Alan Ashby, S (1, 2) OBP: 0.273, SLG: 0.111	PO 2-3	4-3	6-3			G5-4-3 1-2f		6-3		4	0	0	0	0	0	2
Craig Reynolds, L (1, 6) OBP: 0.667, SLG: 0.600		HR BB		K		1B		5-3		2	1	1	0	1	1	0
Davey Lopes, R (8, PH)										1	0	0	0	0	0	0
Charlie Kerfeld, R (8, 1)										0	0	0	0	0	0	0
Dave Smith, R (9, 1)										0	0	0	0	0	0	0
Bob Knepper, L (1, 1)		F7		K		F8			6-3	3	0	0	0	0	1	2
Dickie Thon, R (8, 6) OBP: 0.400, SLG: 0.400										1	0	0	0	0	0	0
Inning Stats	R: 2 E: 0 K: 1 S: 17 H: 3 LOB: 1 BB: 0 P: 26	R: 2 E: 0 K: 1 S: 10 H: 2 LOB: 1 BB: 1 P: 16	R: 0 E: 0 K: 1 S: 8 H: 0 LOB: 1 BB: 1 P: 17	R: 0 E: 0 K: 2 S: 9 H: 0 LOB: 0 BB: 0 P: 15	R: 0 E: 0 K: 0 S: 10 H: 1 LOB: 1 BB: 0 P: 16	R: 0 E: 0 K: 0 S: 7 H: 1 LOB: 1 BB: 1 P: 14	R: 1 E: 1 K: 1 S: 7 H: 0 LOB: 1 BB: 1 P: 15	R: 0 E: 0 K: 1 S: 6 H: 0 LOB: 0 BB: 0 P: 12	R: 0 E: 0 K: 1 S: 11 H: 1 LOB: 1 BB: 1 P: 18	1B: 7 2B: 0 3B: 0 HR: 1 SF: 0 SAC: 1 DP: 1 HBP: 1						

PITCHER	IP	WLS	BF	H	R	ER	SO	BB	IBB	HBP	BLK	WP	HR	S	P	ERA	WHIP
Ron Darling, R (1, 1) ERA: 7.2	5.0		23	6	4	4	5	2	0	1	0	1	1	54	90	7.20	1.600
Rick Aguilera, R (6, 1) ERA:	2.0		9	1	1	0	1	2	0	0	0	0	0	14	29	0.00	1.500
Jesse Orosco, L (8, 1) ERA:	2.0	W	7	1	0	0	2	1	0	0	0	0	0	17	30	0.00	1.000

PITCHER	IP	WLS	BF	H	R	ER	SO	BB	IBB	HBP	BLK	WP	HR	S	P	ERA	WHIP

AB	32
R	5
H	8
RBI	5
BB	5
SO	8
LOB	13

WP: 1 PB: 0 SB: 3 CS: 1 PA: 40

livebaseballscorecards.com

Houston Astros @ New York Mets

Shea Stadium, Flushing, NY

Sat Oct 11 1986, 3:33 AM EDT

Att. 55,052 - Unknown

livebaseballscorecards.com

Batter	1	2	3	4	5	6	7	8	9	AB	R	H	RBI	BB	SO	LOB
Mookie Wilson, S (1, 8) (8, 7) OBP: 0.083, SLG: 0.083	C F S 0-3 K ①		C S B F F F X 1-2 F7 ③		F B B X 2-1 L4 ③ 1-2		B F X 1-1 F3 ②			4	0	0	0	0	1	1
Kevin Mitchell, R (1, 7) OBP: 0.500, SLG: 0.500	F C B F X 1-2 6-3 ②			X 0-0 F8 ①		C B B B X 3-1 E 1B 1B	F S X 0-2 1B			4	1	2	0	0	0	0
Jesse Orosco, R (8, 1)										0	0	0	0	0	0	0
Keith Hernandez, L (1, 3) OBP: 0.538, SLG: 0.636	B C X 1-1 G3 ③			C X 0-1 1B 1B		B B B C X 3-1 E 1-2 HR 1B	C B B X 2-1 F8 ③			4	1	2	0	0	0	1
Gary Carter, R (1, 2) OBP: 0.077, SLG: 0.154		X 0-0 6-3 ①		B F X 1-1 F9 ②		S B B C X 2-2 E6 1-2 2-H HR		S B B X 2-1 1-3 ①		4	1	0	0	0	0	2
Darryl Strawberry, L (1, 9) OBP: 0.250, SLG: 0.545		B B B C F S 3-3 K ②		X 0-0 1-2 1B		X 0-0 1-H 2-H HR		B B C S F B S 3-3 K ②		4	1	2	3	0	2	0
Ray Knight, R (1, 5) OBP: 0.250, SLG: 0.182		X 0-0 FC4-6 1B		B B C S X 2-2 F9 ③		X 0-0 5-3 ①		F B X 1-1 F9 ③		4	0	1	0	0	0	2
Tim Teufel, R (1, 4)		B X 1-0 FC4-6 ③ 1-2f			B C S F B X 2-2 F6 ①	F B X 1-1 F9 ②			B C X 1-1 PB HR 1B	3	0	0	0	0	0	1
Wally Backman, S (9, 4) OBP: 0.300, SLG: 0.300										1	1	1	0	0	0	0
Rafael Santana, R (1, 6) OBP: 0.222, SLG: 0.222			C B X 1-1 6-3 ①		C F B X 1-2 5-3 ②	B C X 1-1 F7 ③			F B B B B F X 3-2 F8 1-2 ①	3	0	0	0	0	0	0
Danny Heep, L (9, PH) OBP: 0.500, SLG: 0.500										1	0	0	0	0	0	1
Ron Darling, R (1, 1)			C S X 0-2 1-3 ②		X 0-0 PB 1B		B C F S B B T S 3-3 K ①		F X 0-1 2-H HR	1	0	0	0	0	0	0
Lee Mazzilli, S (5, PH) OBP: 0.500, SLG: 0.500										1	0	1	0	0	0	0
Rick Aguilera, R (6, 1)										0	0	0	0	0	0	0
Lenny Dykstra, L (7, PH) OBP: 0.455, SLG: 0.800										2	1	1	2	0	1	0
(8, 8)																
Inning Stats	R: 0 E: 0 K: 1 S: 9 H: 0 LOB: 0 BB: 0 P: 11	R: 0 E: 0 K: 1 S: 6 H: 1 LOB: 1 BB: 0 P: 10	R: 0 E: 0 K: 0 S: 11 H: 0 LOB: 0 BB: 0 P: 13	R: 0 E: 0 K: 0 S: 9 H: 2 LOB: 2 BB: 0 P: 12	R: 0 E: 0 K: 0 S: 10 H: 1 LOB: 1 BB: 0 P: 15	R: 4 E: 1 K: 0 S: 13 H: 3 LOB: 0 BB: 0 P: 23	R: 0 E: 0 K: 1 S: 11 H: 1 LOB: 1 BB: 0 P: 17	R: 0 E: 0 K: 1 S: 8 H: 0 LOB: 0 BB: 0 P: 14	R: 2 E: 0 K: 0 S: 7 H: 2 LOB: 0 BB: 0 P: 11	1B: 8 2B: 0 3B: 0 HR: 2	SF: 0 SAC: 0 DP: 0 HBP: 0						

BOTTOM	
AB	36
R	6
H	10
RBI	5
BB	0
SO	4
LOB	8

WP: 0 PB: 2 SB: 0 CS: 0 PA: 36

PITCHER		IP	WLS	BF	H	R	ER	SO	BB	IBB	HBP	BLK	WP	HR	S	P	ERA	WHIP
Bob Knepper, L	(1, 1)	7.0		30	8	4	3	3	0	0	0	0	0	1	69	101	3.86	1.143
ERA: 3.86																		
Charlie Kerfeld, R	(8, 1)	1.0		3	0	0	0	1	0	0	0	0	0	0	8	14	0.00	0.000
ERA:																		
Dave Smith, R	(9, 1)	0.1	L	3	2	2	2	0	0	0	0	0	0	1	7	11	54.00	6.000
ERA: 54.0																		

PITCHER	IP	WLS	BF	H	R	ER	SO	BB	IBB	HBP	BLK	WP	HR	S	P	ERA	WHIP

Houston Astros @ New York Mets

Shea Stadium, Flushing, NY

Sun Oct 12 1986, 7:05 PM EDT

Att. 55,038 - Unknown

TOP

livebaseballscorecards.com

Batter	1	2	3	4	5	6	7	8	9	AB	R	H	RBI	BB	SO	LOB
Bill Doran, S (1, 4) OBP: 0.235, SLG: 0.375	5-3		4-3		F7			6-3		4	0	0	0	0	0	0
Billy Hatcher, R (1, 8) OBP: 0.294, SLG: 0.200	6-3		F8			F8			5-3	4	0	0	0	0	0	0
Phil Garner, R (1, 5) OBP: 0.286, SLG: 0.167	K			F4		F8			FC5 2B	3	0	0	0	0	1	0
Denny Walling, L (9, PH) OBP: 0.200, SLG: 0.300										1	0	1	0	0	0	0
(9, 5)																
Glenn Davis, R (1, 3) OBP: 0.375, SLG: 0.500		HR 1B		BB		F2			6-3	3	1	1	0	1	0	1
Kevin Bass, S (1, 9) OBP: 0.438, SLG: 0.462		K		F4			F7		BB	3	0	0	0	1	1	2
Jose Cruz, L (1, 7) OBP: 0.250, SLG: 0.200		K		F9			4-3		FC5 2-3f	4	0	0	0	0	1	4
Alan Ashby, S (1, 2) OBP: 0.286, SLG: 0.417		1-H HR			F8		6-3			3	1	1	2	0	0	0
Dickie Thon, R (1, 6) OBP: 0.375, SLG: 0.750		F8			HR			5-3		3	1	1	1	0	0	0
Mike Scott, R (1, 1)			K		K			K		3	0	0	0	0	3	0
Inning Stats	R: 0 E: 0 K: 1 S: 7 H: 0 LOB: 0 BB: 0 P: 9	R: 2 E: 0 K: 2 S: 16 H: 2 LOB: 0 BB: 0 P: 19	R: 0 E: 0 K: 1 S: 8 H: 0 LOB: 0 BB: 0 P: 12	R: 0 E: 0 K: 0 S: 6 H: 0 LOB: 1 BB: 1 P: 11	R: 1 E: 0 K: 1 S: 16 H: 1 LOB: 0 BB: 0 P: 21	R: 0 E: 0 K: 0 S: 7 H: 0 LOB: 0 BB: 0 P: 11	R: 0 E: 0 K: 0 S: 4 H: 0 LOB: 0 BB: 0 P: 4	R: 0 E: 0 K: 1 S: 7 H: 0 LOB: 0 BB: 0 P: 10	R: 0 E: 0 K: 0 S: 9 H: 1 LOB: 2 BB: 1 P: 18	1B: 1 2B: 1 3B: 0 HR: 2 SF: 0 SAC: 0 DP: 0 HBP: 0	WP: 0 PB: 0 SB: 0 CS: 0 PA: 33					

	AB	31
	R	3
	H	4
	RBI	3
	BB	2
	SO	6
	LOB	7

PITCHER		IP	WLS	BF	H	R	ER	SO	BB	IBB	HBP	BLK	WP	HR	S	P	ERA	WHIP
Sid Fernandez, L ERA: 4.5	(1, 1)	6.0	L	22	3	3	3	5	1	0	0	0	0	2	60	83	4.50	0.667
Roger McDowell, R ERA:	(7, 1)	2.0		6	0	0	0	1	0	0	0	0	0	0	11	14	0.00	0.000
Doug Sisk, R ERA:	(9, 1)	1.0		5	1	0	0	0	1	0	0	0	0	0	9	18	0.00	2.000

PITCHER		IP	WLS	BF	H	R	ER	SO	BB	IBB	HBP	BLK	WP	HR	S	P	ERA	WHIP

BOTTOM

Houston Astros @ New York Mets

Shea Stadium, Flushing, NY

Sun Oct 12 1986, 7:05 PM EDT

Att. 55,038 - Unknown

Batter	1	2	3	4	5	6	7	8	9	AB	R	H	RBI	BB	SO	LOB
Lenny Dykstra, L (1, 8) OBP: 0.400, SLG: 0.643	6-3			F4		K			4-3, B1-3, 1B	4	0	1	0	0	1	0
Wally Backman, S (1, 4) OBP: 0.214, SLG: 0.214	F7			E1		G3			B1-3 1-2	4	0	0	0	0	0	1
Keith Hernandez, L (1, 3) OBP: 0.412, SLG: 0.467	4-3			6-3 1-2			F4		4-3 2-3	4	0	0	0	0	0	2
Gary Carter, R (1, 2) OBP: 0.059, SLG: 0.118		F6		K			1-3		F8	4	0	0	0	0	1	2
Darryl Strawberry, L (1, 9) OBP: 0.200, SLG: 0.429		K			K		4-3			3	0	0	0	0	2	0
Mookie Wilson, S (1, 7) OBP: 0.133, SLG: 0.133		6-3			6-3			5-3, SF8, 1B		3	1	1	0	0	0	0
Ray Knight, R (1, 5) OBP: 0.267, SLG: 0.214			5-3		1B			5-3 1-3		3	0	1	0	0	0	1
Rafael Santana, R (1, 6) OBP: 0.182, SLG: 0.182			5-3		F3			SF8 3-H		2	0	0	0	0	0	1
Danny Heep, L (8, PH) OBP: 0.333, SLG: 0.500										0	0	0	1	0	0	0
Kevin Elster, R (9, 6)										0	0	0	0	0	0	0
Sid Fernandez, L (1, 1)			F1			K			F9	1	0	0	0	0	0	0
Lee Mazzilli, S (6, PH) OBP: 0.333, SLG: 0.333										1	0	0	0	0	1	0
Roger McDowell, R (7, 1)										0	0	0	0	0	0	0
Howard Johnson, S (8, PH)										1	0	0	0	0	0	0
Doug Sisk, R (9, 1)										0	0	0	0	0	0	0

	AB	30
	R	1
	H	3
	RBI	1
	BB	0
	SO	5
	LOB	7

livebaseballscorecards.com

Inning Stats	1	2	3	4	5	6	7	8	9
R	0	0	0	0	0	0	0	1	0
E	0	0	0	1	0	0	0	0	0
K	0	1	0	1	1	2	0	0	0
S	4	8	4	12	9	11	7	10	9
H	0	0	0	0	1	0	0	1	1
LOB	0	0	0	1	1	0	0	0	1
BB	0	0	0	0	0	0	0	0	0
P	7	12	6	17	10	19	11	16	13

1B	3
2B	0
3B	0
HR	0
SF	1
SAC	0
DP	0
HBP	0

WP	0
PB	0
SB	1
CS	0
PA	31

PITCHER	IP	WLS	BF	H	R	ER	SO	BB	IBB	HBP	BLK	WP	HR	S	P	ERA	WHIP
Mike Scott, R (1, 1) ERA: 0.5	9.0	W	31	3	1	1	5	0	0	0	0	0	0	74	111	1.00	0.333

Batter	1	2	3	4	5	6	7	8	9	10	11	12	AB	R	H	RBI	BB	SO	LOB
Bill Doran, S (1, 4) OBP: 0.273, SLG: 0.350	C S B F B B X 3-2 ① 4-3		X 0-0 ② 1-3		X 0-0 ② FC4-6 S 1-2f 3-H			X 0-0 7-6 SH3 1B		B C B B B 4-1 1-2 BB			4	0	1	1	1	0	1
Billy Hatcher, R (1, 8) OBP: 0.333, SLG: 0.222	C X 0-1 ② 4-3		X 0-0 1B		B B B B 4-0 1-2 BB			L X 0-1 ① SH3 1-2		F F X 0-2 ③ F9			3	0	1	0	1	0	2
Denny Walling, L (1, 5) OBP: 0.200, SLG: 0.267	B X 1-0 1B		X 0-0 ③ F7		X 0-0 ③ F7			X 0-0 ② ③ 7-6 2-3f			F F X 0-2 ① K		5	0	1	0	0	1	4
Glenn Davis, R (1, 3) OBP: 0.286, SLG: 0.368	X 0-0 ③ F9			X 0-0 ① F7		X 0-0 ① 4-3			B F X 1-1 ① F6		B S C C 1-3 ② K		5	0	0	0	0	1	1
Kevin Bass, S (1, 9) OBP: 0.429, SLG: 0.444		C B F F B X 2-2 1B 1B		X 0-0 ② 6-3		X 0-0 CS 1B			B C X 1-1 ② 4-3		C B C X 1-2 ③ 1-3		5	0	2	0	0	0	0
Jose Cruz, L (1, 7) OBP: 0.238, SLG: 0.200		S B S B X 2-2 G4-6-3 1-3 1B		X 0-0 ③ 6-3		S S S 0-3 ② ③ K 1-2			B B C B X 3-1 ③ F7			B S X 1-1 ① F5	5	0	1	0	0	1	1
Alan Ashby, S (1, 2) OBP: 0.263, SLG: 0.412	F F B B B C 3-3 ① K		X 0-0 1B FC4-6 2B		C X 0-1 ① 4-3			X 0-0 ① 4-3				S B B X 2-1 ② 5-3	5	1	1	0	0	1	2
Craig Reynolds, L (1, 6) OBP: 0.500, SLG: 0.444 Dickie Thon, R (12, PH) OBP: 0.333, SLG: 0.667 (12, 6)	X 0-0 ② ③ G4-6-3 1-2f		X 0-0 FC1-6 2-3 1B		S B B X 2-1 ② 3-1			C C X 0-2 ② 4-3				B B C C B X 3-2 ③ F8	4 1	0 0	1 0	0 0	0 0	2 0	2 0
Nolan Ryan, R (1, 1) Terry Puhl, L (10, PH) OBP: 1.000, SLG: 1.000 Charlie Kerfeld, R (10, 1)	S S S 0-3 ① K		X 0-0 ① FC1-6 FC4-6 1-2f		B S F B F C 2-3 ③ K			B C F X 1-2 S 1B					3 1 0	0 0 0	0 1 0	0 0 0	0 0 0	2 0 0	2 0 0
Inning Stats	R: 0 H: 1 E: 0 LOB: 1 K: 0 BB: 0 S: 8 P: 12	R: 0 H: 2 E: 0 LOB: 1 K: 1 BB: 0 S: 11 P: 18	R: 0 H: 1 E: 0 LOB: 1 K: 1 BB: 0 S: 6 P: 6	R: 0 H: 0 E: 0 LOB: 0 K: 0 BB: 0 S: 3 P: 3	R: 1 H: 2 E: 0 LOB: 2 K: 0 BB: 1 S: 5 P: 9	R: 0 H: 1 E: 0 LOB: 0 K: 1 BB: 0 S: 5 P: 5	R: 0 H: 0 E: 0 LOB: 0 K: 1 BB: 0 S: 8 P: 12	R: 0 H: 1 E: 0 LOB: 0 K: 0 BB: 0 S: 4 P: 4	R: 0 H: 0 E: 0 LOB: 0 K: 0 BB: 0 S: 6 P: 11	R: 0 H: 1 E: 0 LOB: 2 K: 0 BB: 1 S: 11 P: 16	R: 0 H: 0 E: 0 LOB: 0 K: 2 BB: 0 S: 9 P: 11	R: 0 H: 0 E: 0 LOB: 0 K: 0 BB: 0 S: 7 P: 13	1B: 8 2B: 2 3B: 0 HR: 0	SF: 0 SAC: 1 DP: 2 HBP: 0		WP: 0 PB: 0 SB: 2 CS: 1		PA: 44	

PITCHER	IP	WLS	BF	H	R	ER	SO	BB	IBB	HBP	BLK	WP	HR	S	P	ERA	WHIP
Dwight Gooden, R (1, 1) ERA: 1.06	10.0		38	9	1	1	4	2	0	0	0	0	0	67	96	0.90	1.100
Jesse Orosco, L (11, 1) ERA:	2.0	W	6	0	0	0	2	0	0	0	0	0	0	16	24	0.00	0.000

PITCHER	IP	WLS	BF	H	R	ER	SO	BB	IBB	HBP	BLK	WP	HR	S	P	ERA	WHIP

TOP

Houston Astros @ New York Mets

Shea Stadium, Flushing, NY

Tue Oct 14 1986, 3:33 AM EDT

Att. 54,986 - Overcast

livebaseballscorecards.com

AB	41
R	1
H	9
RBI	1
BB	2
SO	6
LOB	15

Batter	1	2	3	4	5	6	7	8	9	10	11	12	AB	R	H	RBI	BB	SO	LOB
Lenny Dykstra, L (1, 8) OBP: 0.300, SLG: 0.474	2-3 K			0-3 K		0-0 F5			2-2 F9			2-2 G3	5	0	0	0	0	2	0
Wally Backman, S (1, 4) OBP: 0.211, SLG: 0.211	3-2 K			0-0 F7			1-3 K		1-3 K			2-2 E 1B	5	1	1	0	0	3	0
Keith Hernandez, L (1, 3) OBP: 0.409, SLG: 0.421	0-2 F9			0-3 K			2-1 BB 1B		3-1 F9			4-1 SAFE 1B 1-2 IBB	4	0	1	0	1	1	0
Gary Carter, R (1, 2) OBP: 0.091, SLG: 0.136		1-1 1-3			0-0 F9		3-2 F6			2-0 5-3		3-2 1-2 2-H 1B	5	0	1	1	0	0	1
Darryl Strawberry, L (1, 9) OBP: 0.263, SLG: 0.588		0-3 K			0-0 HR		4-2 1-2 BB			2-3 K			3	1	1	1	1	2	0
Mookie Wilson, S (1, 7) OBP: 0.105, SLG: 0.105		3-3 K			0-3 K		1-0 F7			1-3 K			4	0	0	0	0	3	2
Jesse Orosco, R (11, 1)													0	0	0	0	0	0	0
Ray Knight, R (1, 5) OBP: 0.211, SLG: 0.167			0-3 K		0-0 F9			0-0 F9			0-2 4-3		4	0	0	0	0	1	0
Rafael Santana, R (1, 6) OBP: 0.143, SLG: 0.143			0-0 4-3			3-2 6-3		0-3 K			3-2 G3		3	0	0	0	0	1	0
Lee Mazzilli, S (11, PH) OBP: 0.250, SLG: 0.250													1	0	0	0	0	0	0
Kevin Elster, R (12, 6)													0	0	0	0	0	0	0
Dwight Gooden, R (1, 1)			0-3 K			2-1 F9		0-1 F4			1-3 K		3	0	0	0	0	1	0
Danny Heep, L (11, 7) OBP: 0.250, SLG: 0.333													1	0	0	0	0	1	0
Inning Stats	R: 0 E: 0 K: 2 S: 11 H: 0 LOB: 0 BB: 0 P: 16	R: 0 E: 0 K: 2 S: 8 H: 0 LOB: 0 BB: 0 P: 12	R: 0 E: 0 K: 2 S: 7 H: 0 LOB: 0 BB: 0 P: 7	R: 0 E: 0 K: 2 S: 7 H: 0 LOB: 0 BB: 0 P: 7	R: 1 E: 0 K: 1 S: 6 H: 1 LOB: 0 BB: 0 P: 6	R: 0 E: 0 K: 0 S: 7 H: 0 LOB: 0 BB: 0 P: 12	R: 0 E: 0 K: 1 S: 13 H: 1 LOB: 2 BB: 1 P: 24	R: 0 E: 0 K: 1 S: 6 H: 0 LOB: 0 BB: 0 P: 6	R: 0 E: 0 K: 1 S: 9 H: 0 LOB: 0 BB: 0 P: 15	R: 0 E: 0 K: 2 S: 8 H: 0 LOB: 0 BB: 0 P: 13	R: 0 E: 0 K: 1 S: 10 H: 0 LOB: 0 BB: 0 P: 14	R: 1 E: 1 K: 0 S: 13 H: 2 LOB: 2 BB: 1 P: 24	1B: 3 2B: 0 3B: 0 HR: 1	SF: 0 SAC: 0 DP: 0 HBP: 0		WP: 0 PB: 0 SB: 0 CS: 0	PA: 40	

PITCHER	IP	WLS	BF	H	R	ER	SO	BB	IBB	HBP	BLK	WP	HR	S	P	ERA	WHIP
Nolan Ryan, R (1, 1) ERA: 3.86	9.0		30	2	1	1	12	1	0	0	0	0	1	74	105	1.00	0.333
Charlie Kerfeld, R (10, 1) ERA: 2.25	2.1	L	10	2	1	1	3	0	1	0	0	0	0	31	51	3.86	0.857

PITCHER	IP	WLS	BF	H	R	ER	SO	BB	IBB	HBP	BLK	WP	HR	S	P	ERA	WHIP

BOTTOM

Houston Astros @ New York Mets

Shea Stadium, Flushing, NY

Tue Oct 14 1986, 3:33 AM EDT

Att. 54,986 - Overcast

livebaseballscorecards.com

AB	38
R	2
H	4
RBI	2
BB	2
SO	15
LOB	3

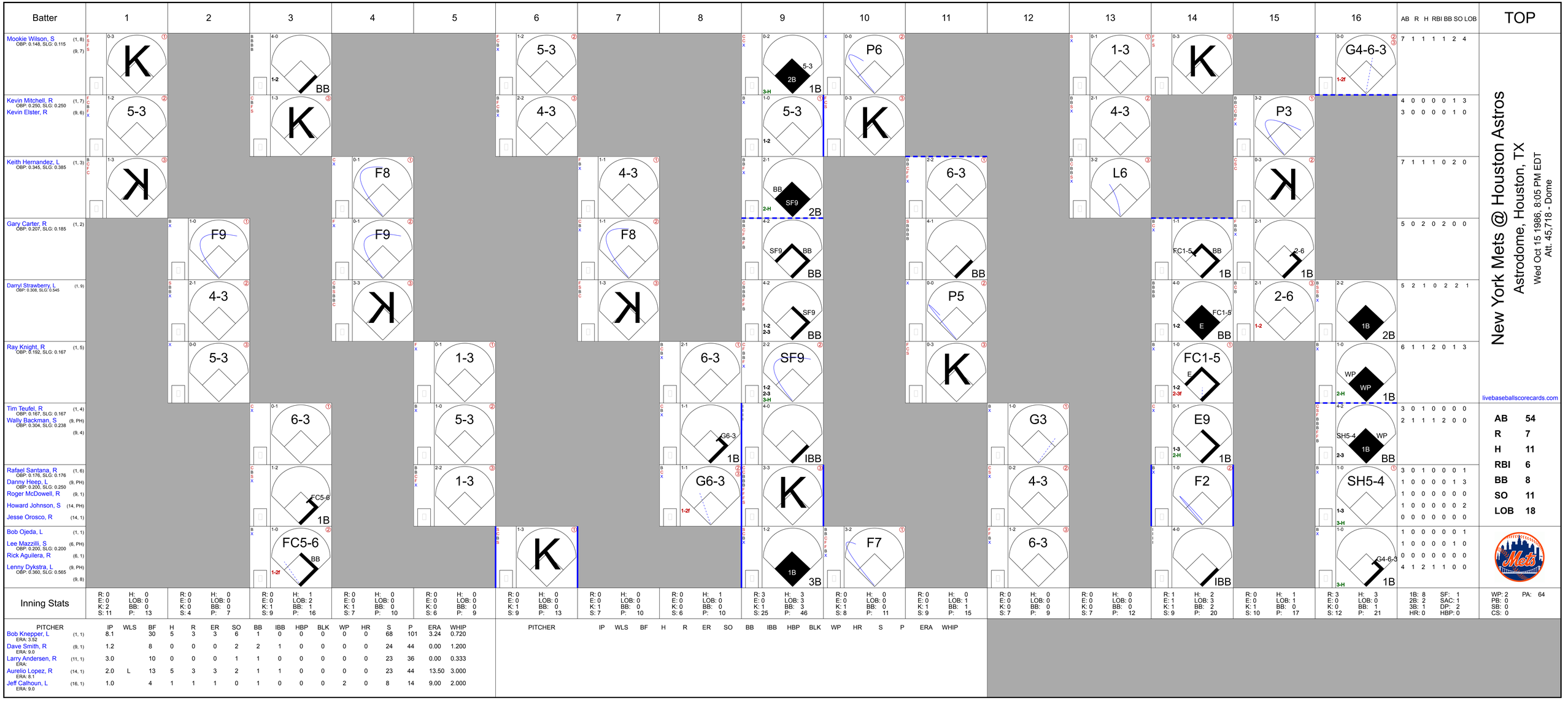

New York Mets @ Houston Astros

Astrodome, Houston, TX

Wed Oct 15 1986, 8:05 PM EDT

Att. 45,718 - Dome

livebaseballscorecards.com

Batter	1	2	3	4	5	6	7	8	9	10	11	12	13	14	15	16	AB	R	H	RBI	BB	SO	LOB
Mookie Wilson, S (1, 8) OBP: 0.148, SLG: 0.115 (9, 7)	K		BB			5-3			5-3 2B 1B	P6			1-3	K		G4-6-3	7	1	1	1	1	2	4
Kevin Mitchell, R (1, 7) OBP: 0.250, SLG: 0.250	5-3		K			4-3			5-3	K			4-3		P3		4	0	0	0	0	1	3
Kevin Elster, R (9, 6)																	3	0	0	0	0	1	0
Keith Hernandez, L (1, 3) OBP: 0.345, SLG: 0.385	K			F8			4-3		BB SF9 2B		6-3		L6		K		7	1	1	1	0	2	0
Gary Carter, R (1, 2) OBP: 0.207, SLG: 0.185		F9		F9			F8		SF9 BB BB		BB			FC1-5 BB 1B	2-6 1B		5	0	2	0	2	0	0
Darryl Strawberry, L (1, 9) OBP: 0.308, SLG: 0.545		4-3		K			K		SF9 BB		P5			E FC1-5 BB	2-6	1B 2B	5	2	1	0	2	2	1
Ray Knight, R (1, 5) OBP: 0.192, SLG: 0.167		5-3			1-3			6-3	SF9		K			FC1-5 E		WP WP 1B	6	1	1	2	0	1	3
Tim Teufel, R (1, 4) OBP: 0.167, SLG: 0.167			6-3		5-3			G6-3 1B	IBB			G3		E9 1B		SH5-4 WP 1B BB	3	0	1	0	0	0	0
Wally Backman, S (9, PH) OBP: 0.304, SLG: 0.238 (9, 4)																	2	1	1	1	2	0	0
Rafael Santana, R (1, 6) OBP: 0.176, SLG: 0.176			FC5-6 1B		1-3			G6-3	K			4-3		F2		SH5-4	3	0	1	0	0	0	1
Danny Heep, L (9, PH) OBP: 0.200, SLG: 0.250																	1	0	0	0	0	1	3
Roger McDowell, R (9, 1)																	1	0	0	0	0	0	0
Howard Johnson, S (14, PH)																	1	0	0	0	0	0	2
Jesse Orosco, R (14, 1)																	0	0	0	0	0	0	0
Bob Ojeda, L (1, 1)			FC5-6 BB			K			1B 3B	F7		6-3		IBB		G4-6-3 1B	1	0	0	0	0	0	1
Lee Mazzilli, S (6, PH) OBP: 0.200, SLG: 0.200																	1	0	0	0	0	1	0
Rick Aguilera, R (6, 1)																	0	0	0	0	0	0	0
Lenny Dykstra, L (9, PH) OBP: 0.360, SLG: 0.565 (9, 8)																	4	1	2	1	1	0	0

Inning Stats	1	2	3	4	5	6	7	8	9	10	11	12	13	14	15	16	AB	R	H	RBI	BB	SO	LOB
	R: 0 E: 0 K: 2 S: 11	H: 0 LOB: 0 BB: 0 P: 13	R: 0 E: 0 K: 0 S: 4	H: 0 LOB: 0 BB: 0 P: 7	R: 0 E: 0 K: 1 S: 9	H: 1 LOB: 2 BB: 1 P: 16	R: 0 E: 0 K: 1 S: 7	H: 0 LOB: 0 BB: 0 P: 10	R: 0 E: 0 K: 0 S: 6	H: 0 LOB: 0 BB: 0 P: 9	R: 0 E: 0 K: 1 S: 9	H: 0 LOB: 0 BB: 0 P: 13	R: 0 E: 0 K: 1 S: 7	H: 0 LOB: 0 BB: 0 P: 10	R: 0 E: 0 K: 0 S: 6	H: 1 LOB: 0 BB: 0 P: 10	R: 3 E: 0 K: 1 S: 25	H: 3 LOB: 3 BB: 3 P: 46	R: 0 E: 0 K: 1 S: 8	H: 0 LOB: 0 BB: 0 P: 11	R: 0 E: 0 K: 1 S: 9	H: 0 LOB: 1 BB: 1 P: 15	R: 0 E: 0 K: 0 S: 7	H: 0 LOB: 0 BB: 0 P: 9	R: 0 E: 0 K: 0 S: 7	H: 0 LOB: 0 BB: 0 P: 12	R: 1 E: 1 K: 1 S: 9	H: 2 LOB: 3 BB: 2 P: 20	R: 0 E: 0 K: 1 S: 10	H: 1 LOB: 1 BB: 0 P: 17	R: 3 E: 0 K: 0 S: 12	H: 3 LOB: 0 BB: 1 P: 21	1B: 8 2B: 2 3B: 1 HR: 0	SF: 1 SAC: 1 DP: 2 HBP: 0	WP: 2 PB: 0 SB: 0 CS: 0	PA: 64

PITCHER	IP	WLS	BF	H	R	ER	SO	BB	IBB	HBP	BLK	WP	HR	S	P	ERA	WHIP
Bob Knepper, L (1, 1) ERA: 3.52	8.1		30	5	3	3	6	1	0	0	0	0	0	68	101	3.24	0.720
Dave Smith, R (9, 1) ERA: 9.0	1.2		8	0	0	0	2	2	1	0	0	0	0	24	44	0.00	1.200
Larry Andersen, R (11, 1) ERA:	3.0		10	0	0	0	1	1	0	0	0	0	0	23	36	0.00	0.333
Aurelio Lopez, R (14, 1) ERA: 8.1	2.0	L	13	5	3	3	2	1	1	0	0	0	0	23	44	13.50	3.000
Jeff Calhoun, L (16, 1) ERA: 9.0	1.0		4	1	1	1	0	1	0	0	0	2	0	8	14	9.00	2.000

PITCHER	IP	WLS	BF	H	R	ER	SO	BB	IBB	HBP	BLK	WP	HR	S	P	ERA	WHIP

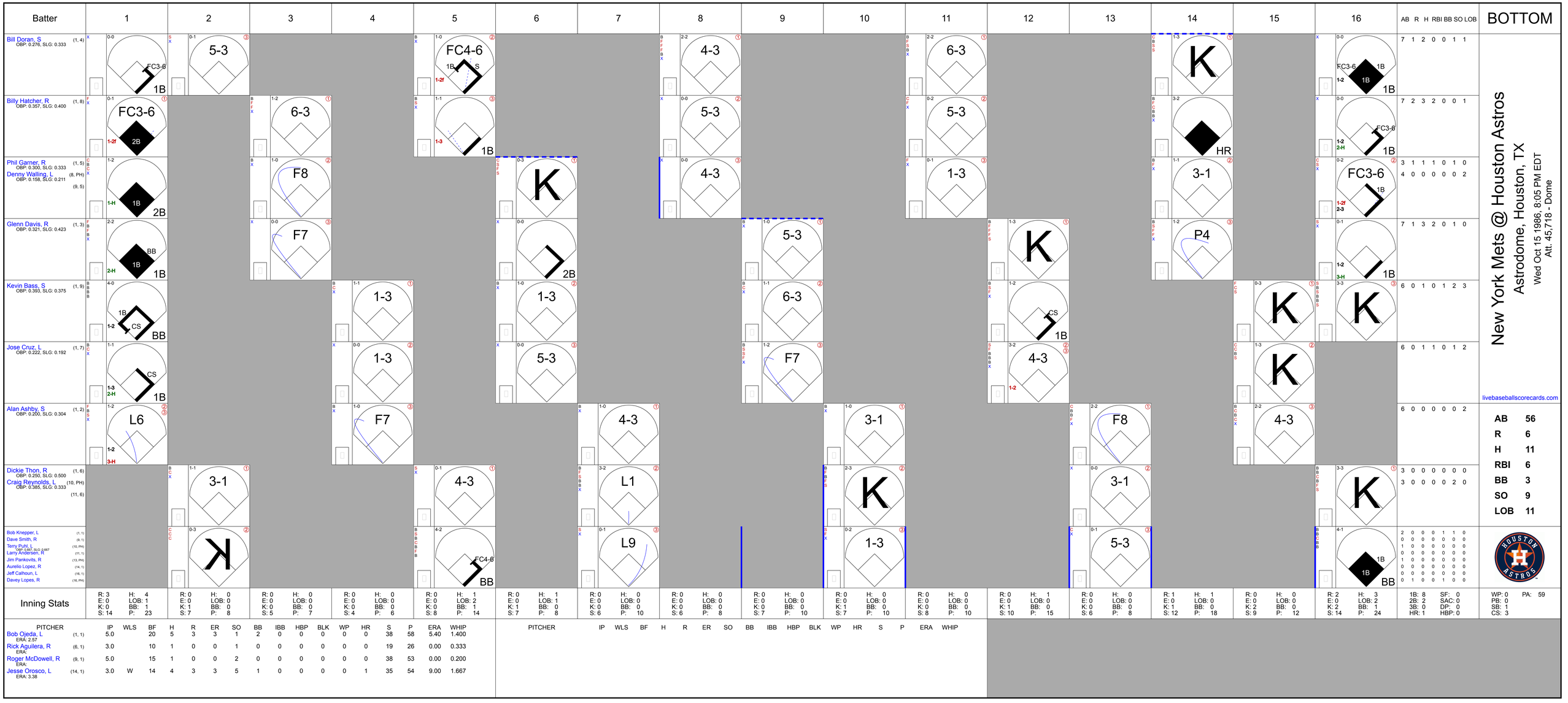
Batter
1
2
3
4
5
6
7
8
9
10
11
12
13
14
15
16
AB R H RBI BB SO LOB
BOTTOM
Bill Doran, S (1, 4) OBP: 0.276, SLG: 0.333
Billy Hatcher, R (1, 8) OBP: 0.357, SLG: 0.400
Phil Garner, R (1, 5) OBP: 0.300, SLG: 0.333
Denny Walling, L (8, PH) OBP: 0.158, SLG: 0.211 (9, 5)
Glenn Davis, R (1, 3) OBP: 0.321, SLG: 0.423
Kevin Bass, S (1, 9) OBP: 0.393, SLG: 0.375
Jose Cruz, L (1, 7) OBP: 0.222, SLG: 0.192
Alan Ashby, S (1, 2) OBP: 0.200, SLG: 0.304
Dickie Thon, R (1, 6) OBP: 0.250, SLG: 0.500
Craig Reynolds, L (10, PH) OBP: 0.385, SLG: 0.333 (11, 6)
Bob Knepper, L (1, 1)
Dave Smith, R (9, 1)
Terry Puhl, L (10, PH) OBP: 0.667, SLG: 0.667
Larry Andersen, R (11, 1)
Jim Pankovits, R (13, PH)
Aurelio Lopez, R (14, 1)
Jeff Calhoun, L (16, 1)
Davey Lopes, R (16, PH)
7 1 2 0 0 1 1
7 2 3 2 0 0 1
3 1 1 1 0 1 0
4 0 0 0 0 0 2
7 1 3 2 0 1 0
6 0 1 0 1 2 3
6 0 1 1 0 1 2
6 0 0 0 0 0 2
3 0 0 0 0 0 0
3 0 0 0 0 2 0
2 0 0 0 1 1 0
0 0 0 0 0 0 0
1 0 0 0 0 0 0
0 0 0 0 0 0 0
1 0 0 0 0 0 0
0 0 0 0 0 0 0
0 0 0 0 0 0 0
0 1 0 0 1 0 0
New York Mets @ Houston Astros
Astrodome, Houston, TX
Wed Oct 15 1986, 8:05 PM EDT
Att. 45,718 - Dome
livebaseballscorecards.com
AB 56
R 6
H 11
RBI 6
BB 3
SO 9
LOB 11
Inning Stats
R: 3 E: 0 K: 0 S: 14 H: 4 LOB: 1 BB: 1 P: 23
R: 0 E: 0 K: 1 S: 7 H: 0 LOB: 0 BB: 0 P: 8
R: 0 E: 0 K: 0 S: 5 H: 0 LOB: 0 BB: 0 P: 7
R: 0 E: 0 K: 0 S: 4 H: 0 LOB: 0 BB: 0 P: 6
R: 0 E: 0 K: 0 S: 8 H: 1 LOB: 2 BB: 1 P: 14
R: 0 E: 0 K: 1 S: 7 H: 1 LOB: 1 BB: 0 P: 8
R: 0 E: 0 K: 0 S: 6 H: 0 LOB: 0 BB: 0 P: 10
R: 0 E: 0 K: 0 S: 6 H: 0 LOB: 0 BB: 0 P: 8
R: 0 E: 0 K: 0 S: 7 H: 0 LOB: 0 BB: 0 P: 10
R: 0 E: 0 K: 1 S: 7 H: 0 LOB: 0 BB: 0 P: 10
R: 0 E: 0 K: 0 S: 8 H: 0 LOB: 0 BB: 0 P: 10
R: 0 E: 0 K: 1 S: 10 H: 1 LOB: 0 BB: 0 P: 15
R: 0 E: 0 K: 0 S: 6 H: 0 LOB: 0 BB: 0 P: 8
R: 1 E: 0 K: 1 S: 12 H: 1 LOB: 0 BB: 0 P: 18
R: 0 E: 0 K: 2 S: 9 H: 0 LOB: 0 BB: 0 P: 12
R: 2 E: 0 K: 2 S: 14 H: 3 LOB: 2 BB: 1 P: 24
1B: 8 2B: 2 3B: 0 HR: 1
SF: 0 SAC: 0 DP: 0 HBP: 0
WP: 0 PB: 0 SB: 1 CS: 3
PA: 59
PITCHER IP WLS BF H R ER SO BB IBB HBP BLK WP HR S P ERA WHIP
Bob Ojeda, L (1, 1) ERA: 2.57 5.0 20 5 3 3 1 2 0 0 0 0 0 38 58 5.40 1.400
Rick Aguilera, R (6, 1) ERA: 3.0 10 1 0 0 1 0 0 0 0 0 0 19 26 0.00 0.333
Roger McDowell, R (9, 1) ERA: 5.0 15 1 0 0 2 0 0 0 0 0 0 38 53 0.00 0.200
Jesse Orosco, L (14, 1) ERA: 3.38 3.0 W 14 4 3 3 5 1 0 0 0 0 1 35 54 9.00 1.667
PITCHER IP WLS BF H R ER SO BB IBB HBP BLK WP HR S P ERA WHIP

Batter	1	2	3	4	5	6	7	8	9	AB	R	H	RBI	BB	SO	LOB
Wade Boggs, L (1, 5) OBP: 0.289, SLG: 0.294	C X 0-1 ① 5-3			C C C 0-3 ① K		B X 1-0 ① 1-3		C X 0-1 ① F6		4	0	0	0	0	1	0
Marty Barrett, R (1, 4) OBP: 0.389, SLG: 0.412	B F X 1-1 G4-6-3 1B			C B F B S 2-3 ② K		B B C F B X 3-2 ② F9		B X 1-0 ② 1-3		4	0	1	0	0	1	0
Bill Buckner, L (1, 3) OBP: 0.212, SLG: 0.250 Dave Stapleton, R (8, 3) OBP: 0.750, SLG: 0.667	C B B 1 SAFE F X 2-2 ② ③ G4-6-3 1-2f			C X 0-1 WP 1B		F F S 0-3 ③ K		B C B B X 3-1 ③ 6-3		4 0	0 0	1 0	0 0	0 0	1 0	1 0
Jim Rice, R (1, 7) OBP: 0.250, SLG: 0.394		C F B B X 2-2 ① 5-3		B F F B B F F B 4-2 1-2 BB			S B F B B B 4-2 WP E BB		C S B B F X 2-2 FC1-5 BB 1B	2	1	1	0	2	0	0
Dwight Evans, R (1, 9) OBP: 0.286, SLG: 0.323		X 0-0 ② F8		F S X 0-2 ③ F7			S F B B X 1-2 ① 1-3 1-2		B B B B 4-0 FC1-5 1-2 1B BB	3	0	0	0	1	0	3
Rich Gedman, L (1, 2) OBP: 0.333, SLG: 0.438		B C B X 2-1 ③ F5			B F F F B F S 2-3 ① K		X 0-0 E4 2-H		X 0-0 ① FC1-5 1B 1-2 2-3	4	0	0	0	0	1	2
Dave Henderson, R (1, 8) OBP: 0.313, SLG: 0.462			F C X 0-2 ① F8		S B B X 2-1 1B		F F B X 1-2 ② F9		B B B C F X 3-2 ② 1-3 2-H 1B	4	0	2	0	0	0	1
Spike Owen, S (1, 6) OBP: 0.481, SLG: 0.478			F C F F S 0-3 ② K		1 SAFE 1 SAFE B 1 SAFE F 1 SAFE 1 SAFE F B 2-2 1 SAFE X F8 ②		I I I I 4-0 IBB		I I I I 4-0 IBB	2	0	0	0	2	1	1
Bruce Hurst, L (1, 1) Mike Greenwell, L (9, PH) OBP: 0.333, SLG: 0.333 Calvin Schiraldi, R (9, 1)			S C S 0-3 ③ K		S B C B S 2-3 ③ K		B F S F S 1-3 ③ K		X 0-0 ③ F8	3 1 0	0 0 0	0 0 0	0 0 0	0 0 0	3 0 0	3 3 0
Inning Stats	R: 0 H: 1 E: 0 LOB: 0 K: 0 BB: 0 S: 7 P: 10	R: 0 H: 0 E: 0 LOB: 0 K: 0 BB: 0 S: 6 P: 10	R: 0 H: 0 E: 0 LOB: 0 K: 2 BB: 0 S: 11 P: 11	R: 0 H: 1 E: 0 LOB: 2 K: 2 BB: 1 S: 15 P: 21	R: 0 H: 1 E: 0 LOB: 1 K: 2 BB: 0 S: 13 P: 21	R: 0 H: 0 E: 0 LOB: 0 K: 1 BB: 0 S: 7 P: 11	R: 1 H: 0 E: 1 LOB: 2 K: 1 BB: 2 S: 13 P: 24	R: 0 H: 0 E: 0 LOB: 0 K: 0 BB: 0 S: 5 P: 9	R: 0 H: 2 E: 0 LOB: 3 K: 0 BB: 2 S: 9 P: 22	1B: 5 SF: 0 2B: 0 SAC: 0 3B: 0 DP: 1 HR: 0 HBP: 0						WP: 2 PA: 36 PB: 0 SB: 0 CS: 0

TOP

Boston Red Sox @ New York Mets

Shea Stadium, Flushing, NY

Sat Oct 18 1986, 7:05 PM EDT

Att. 55,076 - Unknown - 50 F

livebaseballscorecards.com

AB	31
R	1
H	5
RBI	0
BB	5
SO	8
LOB	14

PITCHER		IP	WLS	BF	H	R	ER	SO	BB	IBB	HBP	BLK	WP	HR	S	P	ERA	WHIP
Ron Darling, R ERA: 3.0	(1, 1)	7.0	L	27	3	1	0	8	2	1	0	0	2	0	72	108	0.00	0.714
Roger McDowell, R ERA:	(8, 1)	2.0		9	2	0	0	0	1	1	0	0	0	0	14	31	0.00	1.500

PITCHER	IP	WLS	BF	H	R	ER	SO	BB	IBB	HBP	BLK	WP	HR	S	P	ERA	WHIP

Boston Red Sox @ New York Mets

Shea Stadium, Flushing, NY

Sat Oct 18 1986, 7:05 PM EDT

Att. 55,076 - Unknown - 50 F

livebaseballscorecards.com

BOTTOM

Batter	1	2	3	4	5	6	7	8	9	AB	R	H	RBI	BB	SO	LOB
Mookie Wilson, S (1, 7) OBP: 0.161, SLG: 0.133	C C B S 1-3 ① K		S B F F X 1-2 F9 S 1B		S B B B X 3-1 ② F9		C B S B X 2-2 ③ 5-3			4	0	1	0	0	1	2
Roger McDowell, R (8, 1)										0	0	0	0	0	0	0
Lenny Dykstra, L (1, 8) OBP: 0.345, SLG: 0.500	B B C C S 2-3 ② K		1 SAFE 1 SAFE B 1 SAFE C 1 SAFE 1 SAFE B B 4-2 C F B FC4-6 1-2 BB		C B B B F S 2-3 ③ K			B C B B C X 3-2 ① F8		3	0	0	0	1	2	0
Keith Hernandez, L (1, 3) OBP: 0.333, SLG: 0.345	C B B F X 2-2 ③ F8		B B C 1 SAFE X 2-1 ② F9 2-3			B B C B B 4-1 1B BB		S X 0-1 ② F7		3	0	0	0	1	0	2
Gary Carter, R (1, 2) OBP: 0.212, SLG: 0.194		C X 0-1 ① 4-3	B B C S X 2-2 ③ FC4-6 1-2f			X 0-0 G5-4-3 1-2 1B		X 0-0 ③ F8		4	0	1	0	0	0	2
Darryl Strawberry, L (1, 9) OBP: 0.333, SLG: 0.500		B F C C 1-3 ② K		C B S B B F B 4-2 S BB		F C C 0-3 ① K			B B B C B 4-1 FC3-6 BB	2	0	0	0	2	2	2
Ray Knight, R (1, 5) OBP: 0.200, SLG: 0.148		B B B B 4-0 1B BB	1 SAFE C 1 SAFE 1 SAFE S 1 SAFE F F 1 SAFE 1-2 F 1 SAFE F B F5			X 0-0 ② G5-4-3 ③ 1-2f			X 0-0 ① FC3-6 1-2f	3	0	0	0	1	0	4
Tim Teufel, R (1, 4) OBP: 0.333, SLG: 0.333		1 SAFE B B B C 1 SAFE X 3-1 1-2 1B	C 1 SAFE F S 0-3 ② K 1-2				S C B X 1-2 SH1-4 1B		B S F B B X 3-2 ② F7	3	0	2	0	0	1	1
Wally Backman, S (7, PR) OBP: 0.292, SLG: 0.227										1	0	0	0	0	0	1
(8, 4)																
Rafael Santana, R (1, 6) OBP: 0.158, SLG: 0.158		C X 0-1 ③ 1-3		X 0-0 ③ F8			1 SAFE L 1 SAFE X 0-1 ① SH1-4 1-2		C B C B S 2-3 ③ K	2	0	0	0	0	0	3
Danny Heep, L (9, PH) OBP: 0.167, SLG: 0.200										1	0	0	0	0	1	1
Ron Darling, R (1, 1)			C F F B X 1-2 ① K		B X 1-0 ① F8		B S F C 1-3 ② K			2	0	0	0	0	1	0
Kevin Mitchell, R (7, PH) OBP: 0.222, SLG: 0.222										1	0	0	0	0	1	2
(8, 7)																
Inning Stats	R: 0 E: 0 K: 2 S: 9 H: 0 LOB: 0 BB: 0 P: 14	R: 0 E: 0 K: 1 S: 9 H: 1 LOB: 2 BB: 1 P: 17	R: 0 E: 0 K: 1 S: 16 H: 1 LOB: 2 BB: 1 P: 26	R: 0 E: 0 K: 1 S: 14 H: 0 LOB: 1 BB: 1 P: 19	R: 0 E: 0 K: 1 S: 7 H: 0 LOB: 0 BB: 0 P: 13	R: 0 E: 0 K: 1 S: 6 H: 1 LOB: 1 BB: 1 P: 10	R: 0 E: 0 K: 1 S: 11 H: 1 LOB: 2 BB: 0 P: 15	R: 0 E: 0 K: 0 S: 6 H: 0 LOB: 0 BB: 0 P: 9	R: 0 E: 0 K: 1 S: 8 H: 0 LOB: 1 BB: 1 P: 17	1B: 4 2B: 0 3B: 0 HR: 0	SF: 0 SAC: 1 DP: 1 HBP: 0						

	AB	29
	R	0
	H	4
	RBI	0
	BB	5
	SO	9
	LOB	20

PITCHER		IP	WLS	BF	H	R	ER	SO	BB	IBB	HBP	BLK	WP	HR	S	P	ERA	WHIP
Bruce Hurst, L ERA: 1.57	(1, 1)	8.0	W	31	4	0	0	8	4	0	0	0	0	0	78	123	0.00	1.000
Calvin Schiraldi, R ERA: 1.29	(9, 1)	1.0	S	4	0	0	0	1	1	0	0	0	0	0	8	17	0.00	1.000

PITCHER		IP	WLS	BF	H	R	ER	SO	BB	IBB	HBP	BLK	WP	HR	S	P	ERA	WHIP

WP: 0 PB: 0 SB: 2 CS: 0 PA: 35

Boston Red Sox @ New York Mets

Shea Stadium, Flushing, NY

Sun Oct 19 1986, 7:05 PM EDT

Att. 55,063 - Unknown - 57 F

TOP

livebaseballscorecards.com

Batter	1	2	3	4	5	6	7	8	9	AB	R	H	RBI	BB	SO	LOB
Wade Boggs, L (1, 5) OBP: 0.318, SLG: 0.359	4-3		1B 2B	FC6-5		6-3 BB	K		2B	5	1	2	2	1	1	4
Marty Barrett, R (1, 4) OBP: 0.405, SLG: 0.410	4-3		F9 1B	1B		6-3	F8		IBB	5	0	2	1	1	0	4
Bill Buckner, L (1, 3) OBP: 0.237, SLG: 0.270	L6		1B	F7		K		G6-4-3 1B	F7	5	0	2	1	0	1	3
Dave Stapleton, R (8, PR) OBP: 0.600, SLG: 0.500 (8, 3)										1	0	0	0	0	0	3
Jim Rice, R (1, 7) OBP: 0.286, SLG: 0.410		K	F9		HR 1B		1B 1B 1B	G6-4-3 1B	K	6	2	3	0	0	2	5
Dwight Evans, R (1, 9) OBP: 0.325, SLG: 0.429		4-3 BB	K		HR		1B 1B 1B	G6-4-3		4	2	2	2	1	1	4
Rich Gedman, L (1, 2) OBP: 0.316, SLG: 0.405		4-3	K		K		1B 1B 1B	K		5	0	1	0	0	3	5
Dave Henderson, R (1, 8) OBP: 0.381, SLG: 0.667		F8		HR	K		1B 1B		1B 2B 1B	5	2	3	2	0	1	1
Spike Owen, S (1, 6) OBP: 0.531, SLG: 0.519			E 2B BB	FC6-5 SH3-4 1B	K		1B		2B 1B	4	1	3	1	1	1	0
Ed Romero, R (9, PR) (9, 6)										0	0	0	0	0	0	0
Roger Clemens, R (1, 1)			FC3 2B 1B	SH3-4		F9	K		K	1	1	0	0	0	0	1
Steve Crawford, R (5, 1)										1	0	0	0	0	0	0
Mike Greenwell, L (7, PH) OBP: 0.250, SLG: 0.250										1	0	0	0	0	1	3
Bob Stanley, R (7, 1)										1	0	0	0	0	1	2

	AB	44
	R	9
	H	18
	RBI	9
	BB	4
	SO	12
	LOB	35

Inning Stats	1	2	3	4	5	6	7	8	9	1B: 14	SF: 0	WP: 0	PA: 49
	R: 0 E: 0 K: 0 S: 6	R: 0 E: 0 K: 1 S: 10	R: 3 E: 1 K: 2 S: 16	R: 1 E: 0 K: 0 S: 12	R: 2 E: 0 K: 3 S: 15	R: 0 E: 0 K: 1 S: 6	R: 2 E: 0 K: 2 S: 18	R: 0 E: 0 K: 1 S: 11	R: 1 E: 0 K: 2 S: 16	2B: 2	SAC: 1	PB: 0	
	H: 0 LOB: 0 BB: 0 P: 9	H: 0 LOB: 1 BB: 1 P: 17	H: 3 LOB: 2 BB: 1 P: 25	H: 3 LOB: 2 BB: 0 P: 19	H: 2 LOB: 0 BB: 0 P: 21	H: 0 LOB: 1 BB: 1 P: 12	H: 5 LOB: 3 BB: 0 P: 26	H: 2 LOB: 2 BB: 0 P: 15	H: 3 LOB: 3 BB: 1 P: 24	3B: 0	DP: 1	SB: 0	
										HR: 2	HBP: 0	CS: 0	

PITCHER		IP	WLS	BF	H	R	ER	SO	BB	IBB	HBP	BLK	WP	HR	S	P	ERA	WHIP
Dwight Gooden, R ERA: 2.86	(1, 1)	5.0	L	26	8	6	5	6	2	0	0	0	0	2	59	91	9.00	2.000
Rick Aguilera, R ERA: 3.0	(6, 1)	1.0		9	5	2	2	1	1	0	0	0	0	0	15	23	18.00	6.000
Jesse Orosco, L ERA: 2.7	(7, 1)	2.0		7	2	0	0	3	0	0	0	0	0	0	20	30	0.00	1.000
Sid Fernandez, L ERA: 5.68	(9, 1)	0.1		4	3	1	1	1	0	0	0	0	0	0	12	13	27.00	9.000
Doug Sisk, R ERA:	(9, 1)	0.2		3	0	0	0	1	0	1	0	0	0	0	4	11	0.00	0.000

PITCHER		IP	WLS	BF	H	R	ER	SO	BB	IBB	HBP	BLK	WP	HR	S	P	ERA	WHIP

BOTTOM

Boston Red Sox @ New York Mets

Shea Stadium, Flushing, NY

Sun Oct 19 1986, 7:05 PM EDT

Att. 55,063 - Unknown - 57 F

Batter	1	2	3	4	5	6	7	8	9	AB	R	H	RBI	BB	SO	LOB
Lenny Dykstra, L (1, 8) OBP: 0.364, SLG: 0.483	C F F S 0-3 ① K		X 0-0 ① SH5-3 1-2 2-3		X 0-0 ① F9		B X 1-0 1B 1B		B B B B 4-0 3-1 BB	3	0	1	0	1	1	0
Wally Backman, S (1, 4) OBP: 0.379, SLG: 0.280	B F B C F B B 4-2 CS BB		B F X 1-1 1-5-3 2-3 3-H 1B		C B B F F B B 4-2 1B 1B BB		M B X 1-1 1-2 1B		B B C S X 2-2 ② 3-1 1-2	3	1	2	1	2	0	1
Keith Hernandez, L (1, 3) OBP: 0.342, SLG: 0.333	B 1 SAFE 1 SAFE F 1 SAFE 1 SAFE B B B B 4-1 ② 1-2 BB		C B F X 1-2 ② 1-5-3 1-2 3-H		F X 0-1 1B 1-3 1B		C F B S 1-3 ① K		X 0-0 ③ F8	4	0	1	1	1	1	4
Gary Carter, R (1, 2) OBP: 0.216, SLG: 0.200	B F B B C X 3-2 ③ F8		X 0-0 ③ 5-3		B X 1-0 1-2 3-H 1B		C C S 0-3 ② K			4	0	1	1	0	1	4
Darryl Strawberry, L (1, 9) OBP: 0.294, SLG: 0.429		B C C B B F F S 3-3 ① K		S X 0-1 ① F9	B S S B C 2-3 ② K		S B B F F B X 3-2 ③ 6-3			4	0	0	0	0	2	4
Danny Heep, L (1, 7) OBP: 0.222, SLG: 0.143 Rick Aguilera, R (6, 1) Jesse Orosco, R (7, 1) Lee Mazzilli, S (8, PH) OBP: 0.167, SLG: 0.167 Sid Fernandez, L (9, 1) Doug Sisk, R (9, 1)		C B X 1-1 ② F8		B B B B 4-0 1B BB	C S B F F B B X 3-2 ③ 4-3			F F B X 1-2 ① F8		2 0 0 1 0 0 0	0 0 0 0 0 0 0	0 0 0 0 0 0 0	0 0 0 0 0 0 0	1 0 0 0 0 0 0	0 0 0 0 0 0 0	2 0 0 0 0 0 0
Howard Johnson, S (1, 5)		C F F B B B F F S 3-3 ③ K		B F X 1-1 ② F9		B C F B B B F X 3-2 ① F7		B F B X 2-1 ② 3-1		4	0	0	0	0	1	1
Rafael Santana, R (1, 6) OBP: 0.217, SLG: 0.217		C B F F B X 2-2 SH5-3 1B 1B 1B		C X 0-1 1B 1-2 1B		B F C B B X 2-2 ② 5-3		F F B S 1-3 ③ K		4	1	2	0	0	1	0
Dwight Gooden, R (1, 1) OBP: 0.143, SLG: 0.143 Mookie Wilson, S (6, 7) OBP: 0.152, SLG: 0.125		X 0-0 1B SH5-3 1-2 1-5-3 1B		C B X 1-1 ③ 3-1		B S F S 1-3 ③ K			C B X 1-1 ① F7	2 2	1 0	1 0	0 0	0 0	0 1	2 0
Inning Stats	R: 0 E: 0 K: 1 S: 11 H: 0 LOB: 1 BB: 2 P: 22	R: 0 E: 0 K: 2 S: 13 H: 0 LOB: 0 BB: 0 P: 20	R: 2 E: 0 K: 0 S: 12 H: 3 LOB: 1 BB: 0 P: 16	R: 0 E: 0 K: 0 S: 8 H: 1 LOB: 2 BB: 1 P: 14	R: 1 E: 0 K: 1 S: 15 H: 2 LOB: 2 BB: 1 P: 25	R: 0 E: 0 K: 1 S: 10 H: 0 LOB: 0 BB: 0 P: 16	R: 0 E: 0 K: 2 S: 13 H: 2 LOB: 2 BB: 0 P: 19	R: 0 E: 0 K: 1 S: 8 H: 0 LOB: 0 BB: 0 P: 12	R: 0 E: 0 K: 0 S: 6 H: 0 LOB: 1 BB: 1 P: 13	1B: 8 2B: 0 3B: 0 HR: 0	SF: 0 SAC: 1 DP: 0 HBP: 0			WP: 0 PB: 0 SB: 0 CS: 1	PA: 39		

livebaseballscorecards.com

	AB	33
	R	3
	H	8
	RBI	3
	BB	5
	SO	8
	LOB	18

PITCHER		IP	WLS	BF	H	R	ER	SO	BB	IBB	HBP	BLK	WP	HR	S	P	ERA	WHIP
Roger Clemens, R ERA: 4.67	(1, 1)	4.1		21	5	3	3	3	4	0	0	0	0	0	50	82	6.23	2.077
Steve Crawford, R ERA:	(5, 1)	1.2	W	6	1	0	0	2	0	0	0	0	0	0	19	31	0.00	0.600
Bob Stanley, R ERA: 3.12	(7, 1)	3.0	S	12	2	0	0	3	1	0	0	0	0	0	27	44	0.00	1.000

PITCHER		IP	WLS	BF	H	R	ER	SO	BB	IBB	HBP	BLK	WP	HR	S	P	ERA	WHIP

New York Mets @ Boston Red Sox

Fenway Park, Boston, MA

Tue Oct 21 1986, 7:05 PM EDT

Att. 33,595 - Unknown - 60 F

TOP

livebaseballscorecards.com

Batter	1	2	3	4	5	6	7	8	9	AB	R	H	RBI	BB	SO	LOB
Lenny Dykstra, L (1, 8) OBP: 0.421, SLG: 0.618	HR	4-3			F9 G3 1B		1-2 BB 1B		FC6 1B	5	2	4	1	0	0	0
Wally Backman, S (1, 4) OBP: 0.353, SLG: 0.267	1B 2B 1B	K			G3 1-2		F7		1-2f FC6 1B	5	1	1	0	0	1	4
Keith Hernandez, L (1, 3) OBP: 0.372, SLG: 0.351	2B 1B 1-3 1B	3-1			F9 2-3		1-2 2-3 1B BB		G6-3 1-2 1B	4	1	2	0	1	0	1
Gary Carter, R (1, 2) OBP: 0.238, SLG: 0.250	1-3 3-H 1B 2B		F8		F6		1-2 2-H 3-H 1B		1-2f G6-3	5	1	2	3	0	0	3
Darryl Strawberry, L (1, 9) OBP: 0.289, SLG: 0.406	K		F8			F8		PB WP 2B 1B		4	1	1	0	0	1	2
Ray Knight, R (1, 5) OBP: 0.206, SLG: 0.194	FC5 1B		F4			6-3		4-3 1-H 2B		4	0	1	1	0	0	2
Danny Heep, L (1, 10) OBP: 0.250, SLG: 0.200		F8				F9		1-2 2-H 3-H FC5-4 1B	4-3 2-3	3	0	1	2	0	0	0
Kevin Mitchell, R (8, PH) OBP: 0.222, SLG: 0.222										0	0	0	0	0	0	0
Lee Mazzilli, S (8, PH) OBP: 0.143, SLG: 0.143										1	0	0	0	0	0	1
Mookie Wilson, S (1, 7) OBP: 0.135, SLG: 0.111	K			4-3			F3	K		4	0	0	0	0	2	3
Rafael Santana, R (1, 6) OBP: 0.222, SLG: 0.222	1-2f FC5-4			5-3			BB 1B 1B 1B	1-3		4	1	1	0	0	0	3

	AB	39
	R	7
	H	13
	RBI	7
	BB	1
	SO	4
	LOB	19

Inning Stats	1	2	3	4	5	6	7	8	9
	R: 4 E: 0 K: 2 S: 26	H: 5 LOB: 2 BB: 0 P: 34	R: 0 E: 0 K: 1 S: 8	H: 0 LOB: 0 BB: 0 P: 10	R: 0 E: 0 K: 0 S: 9	H: 0 LOB: 0 BB: 0 P: 11	R: 0 E: 0 K: 0 S: 8	H: 0 LOB: 0 BB: 0 P: 13	R: 0 E: 0 K: 0 S: 10	H: 1 LOB: 1 BB: 0 P: 15
	R: 0 E: 0 K: 0 S: 4	H: 0 LOB: 0 BB: 0 P: 6	R: 2 E: 0 K: 0 S: 13	H: 3 LOB: 2 BB: 1 P: 18	R: 1 E: 0 K: 1 S: 13	H: 2 LOB: 1 BB: 0 P: 19	R: 0 E: 0 K: 0 S: 8	H: 2 LOB: 1 BB: 0 P: 13		

	1B: 10	SF: 0	WP: 1	PA: 40
	2B: 2	SAC: 0	PB: 1	
	3B: 0	DP: 1	SB: 0	
	HR: 1	HBP: 0	CS: 0	

PITCHER		IP	WLS	BF	H	R	ER	SO	BB	IBB	HBP	BLK	WP	HR	S	P	ERA	WHIP
Oil Can Boyd, R ERA: 5.66	(1, 1)	7.0	L	31	9	6	6	3	1	0	0	0	0	1	78	107	7.71	1.429
Joe Sambito, L ERA: 13.5	(8, 1)	0.0		2	2	1	1	0	0	0	0	0	1	0	2	5	∞	∞
Bob Stanley, R ERA: 2.53	(8, 1)	2.0		7	2	0	0	1	0	0	0	0	0	0	19	27	0.00	1.000

PITCHER	IP	WLS	BF	H	R	ER	SO	BB	IBB	HBP	BLK	WP	HR	S	P	ERA	WHIP

New York Mets @ Boston Red Sox

Fenway Park, Boston, MA

Tue Oct 21 1986, 7:05 PM EDT

Att. 33,595 - Unknown - 60 F

BOTTOM

Batter	1	2	3	4	5	6	7	8	9	AB	R	H	RBI	BB	SO	LOB
Wade Boggs, L (1, 5) OBP: 0.333, SLG: 0.357	1-3		BB		1B		F2			3	0	1	0	1	0	0
Marty Barrett, R (1, 4) OBP: 0.413, SLG: 0.419	1-3		FC6-4 1B		FC6-4 1B			3-1		4	0	2	1	0	0	0
Bill Buckner, L (1, 3) OBP: 0.214, SLG: 0.244	F9		K		FC6-4			1-3		4	0	0	0	0	1	4
Jim Rice, R (1, 7) OBP: 0.283, SLG: 0.381		K	FC6-4			WP BB		5-3		3	0	0	0	1	1	2
Don Baylor, R (1, 10) OBP: 0.444, SLG: 0.567		2B		6-3		F5			5-3	4	0	1	0	0	0	1
Dwight Evans, R (1, 9) OBP: 0.295, SLG: 0.385		6-3		2-3		K			F9	4	0	0	0	0	1	2
Rich Gedman, L (1, 2) OBP: 0.286, SLG: 0.366		K		L7		K			4-3	4	0	0	0	0	2	2
Dave Henderson, R (1, 8) OBP: 0.417, SLG: 0.650			BB 1B		K		G4-6-3 BB			2	1	1	0	1	1	0
Spike Owen, S (1, 6) OBP: 0.486, SLG: 0.467			L5		4-3		G4-6-3			3	0	0	0	0	0	2
Inning Stats	R: 0 H: 0 E: 0 LOB: 0 K: 0 BB: 0 S: 5 P: 7	R: 0 H: 1 E: 0 LOB: 1 K: 2 BB: 0 S: 10 P: 18	R: 1 H: 2 E: 0 LOB: 2 K: 1 BB: 1 S: 13 P: 21	R: 0 H: 0 E: 0 LOB: 0 K: 0 BB: 0 S: 7 P: 14	R: 0 H: 2 E: 0 LOB: 2 K: 1 BB: 0 S: 12 P: 19	R: 0 H: 0 E: 0 LOB: 1 K: 2 BB: 1 S: 10 P: 19	R: 0 H: 0 E: 0 LOB: 0 K: 0 BB: 1 S: 7 P: 16	R: 0 H: 0 E: 0 LOB: 0 K: 0 BB: 0 S: 7 P: 9	R: 0 H: 0 E: 0 LOB: 0 K: 0 BB: 0 S: 13 P: 18	1B: 4 SF: 0 2B: 1 SAC: 0 3B: 0 DP: 1 HR: 0 HBP: 0						

livebaseballscorecards.com

AB	31
R	1
H	5
RBI	1
BB	3
SO	6
LOB	13

PITCHER		IP	WLS	BF	H	R	ER	SO	BB	IBB	HBP	BLK	WP	HR	S	P	ERA	WHIP
Bob Ojeda, L ERA: 2.14	(1, 1)	7.0	W	28	5	1	1	6	3	0	0	0	1	0	64	114	1.29	1.143
Roger McDowell, R ERA:	(8, 1)	2.0		6	0	0	0	0	0	0	0	0	0	0	20	27	0.00	0.000

PITCHER	IP	WLS	BF	H	R	ER	SO	BB	IBB	HBP	BLK	WP	HR	S	P	ERA	WHIP

Batter	1	2	3	4	5	6	7	8	9	AB	R	H	RBI	BB	SO	LOB
Lenny Dykstra, L (1, 8) OBP: 0.395, SLG: 0.641	B X 1-0 ① 6-3		B F B X 2-1 ③ G3		F B F X 1-2 ② 1-3		B 1 SAFE 1 SAFE C S X 1-2 1-H HR		F C B B B X 3-2 ③ F3	5	1	1	2	0	0	1
Wally Backman, S (1, 4) OBP: 0.368, SLG: 0.294	S L B B F B F X 2-2 ② G3			B X 1-0 6-3 HR 1B	C X 0-1 S 1B		B B B C F F F X 3-2 ③ 4-3			4	1	2	0	0	0	0
Keith Hernandez, L (1, 3) OBP: 0.362, SLG: 0.325	B B C S B B 4-2 BB			B 1 SAFE 1 SAFE X 1-0 ① 6-3 1-2	C 1 SAFE B 1 SAFE B 1 SAFE 1 SAFE C B 3-2 F X ③ G3 1-2			B C C X 1-2 ① F9		3	0	0	0	1	0	2
Gary Carter, R (1, 2) OBP: 0.283, SLG: 0.455	B C F B C 2-3 ③ K			X 0-0 2-H HR		C B S B X 2-2 F9 7-2 2B		C B F F X 1-2 HR		4	2	3	3	0	1	1
Darryl Strawberry, L (1, 9) OBP: 0.310, SLG: 0.444		C X 0-1 ① 4-3		X 0-0 1B 2B		B F S B F B X 3-2 ① F9 2-3		B S S X 1-2 CS 1B		4	1	2	0	0	0	1
Ray Knight, R (1, 5) OBP: 0.237, SLG: 0.229		C B X 1-1 G3-6-3 1B		C B B B C X 3-2 2-H 1B		B B B C F F F X 3-2 ②③ 7-2 3-Hf		C F 1 SAFE S 0-3 ②③ K 1-2		4	0	2	1	0	1	2
Danny Heep, L (1, 10) OBP: 0.188, SLG: 0.143		B B C X 2-1 ②③ G3-6-3 1-2f		C F B F F X 1-2 ② F9			X 0-0 ① F5		C X 0-1 ① F7	4	0	0	0	0	0	2
Mookie Wilson, S (1, 7) OBP: 0.171, SLG: 0.150			C B X 1-1 ① 3-1	B X 1-0 ③ F8			B X 1-0 S HR 1B		X 0-0 E S FC1-5-2 1B	4	1	2	0	0	0	1
Rafael Santana, R (1, 6) OBP: 0.194, SLG: 0.194			B C X 1-1 ② 1-3		L C B S 1-3 ① K		C 1 SAFE F C 0-3 ② K		F 1 SAFE 1 SAFE 1 SAFE P X 1-1 ② FC1-5-2 1-H	4	0	0	0	0	2	2
Inning Stats	R: 0 E: 0 K: 1 S: 11 H: 0 LOB: 1 BB: 1 P: 20	R: 0 E: 0 K: 0 S: 6 H: 1 LOB: 0 BB: 0 P: 9	R: 0 E: 0 K: 0 S: 6 H: 0 LOB: 0 BB: 0 P: 10	R: 3 E: 0 K: 0 S: 13 H: 4 LOB: 1 BB: 0 P: 20	R: 0 E: 0 K: 1 S: 12 H: 1 LOB: 1 BB: 0 P: 17	R: 0 E: 0 K: 0 S: 12 H: 1 LOB: 0 BB: 0 P: 20	R: 2 E: 0 K: 1 S: 13 H: 2 LOB: 0 BB: 0 P: 18	R: 1 E: 0 K: 1 S: 13 H: 2 LOB: 1 BB: 0 P: 16	R: 0 E: 0 K: 0 S: 9 H: 1 LOB: 1 BB: 0 P: 12	1B: 7 2B: 4 3B: 0 HR: 3 SF: 0 SAC: 0 DP: 3 HBP: 0						

PITCHER		IP	WLS	BF	H	R	ER	SO	BB	IBB	HBP	BLK	WP	HR	S	P	ERA	WHIP
Al Nipper, R ERA: 4.5	(1, 1)	6.0	L	24	7	3	3	2	1	0	0	0	0	1	60	96	4.50	1.333
Steve Crawford, R ERA: 5.06	(7, 1)	2.0		9	4	3	3	2	0	0	0	0	0	2	26	34	13.50	2.000
Bob Stanley, R ERA: 2.31	(9, 1)	1.0		4	1	0	0	0	0	0	0	0	0	0	9	12	0.00	1.000

PITCHER	IP	WLS	BF	H	R	ER	SO	BB	IBB	HBP	BLK	WP	HR	S	P	ERA	WHIP

TOP

New York Mets @ Boston Red Sox

Fenway Park, Boston, MA

Wed Oct 22 1986, 7:05 PM EDT

Att. 33,920 - Unknown

livebaseballscorecards.com

AB	36
R	6
H	12
RBI	6
BB	1
SO	4
LOB	12

1B: 7	SF: 0	WP: 0	PA: 37
2B: 4	SAC: 0	PB: 0	
3B: 0	DP: 3	SB: 3	
HR: 3	HBP: 0	CS: 1	

Batter	1	2	3	4	5	6	7	8	9	AB	R	H	RBI	BB	SO	LOB
Wade Boggs, L (1, 5) OBP: 0.302, SLG: 0.319	1-3	F8			F8		F9	FC6-4 1-2f		5	0	0	0	0	0	5
Marty Barrett, R (1, 4) OBP: 0.431, SLG: 0.447	G3 2B		F6		1-3 1B		1-2 BB		6-3	4	0	2	0	1	0	0
Bill Buckner, L (1, 3) OBP: 0.191, SLG: 0.217	G3 2-3		F3		F4		F6		G3	5	0	0	0	0	0	5
Jim Rice, R (1, 7) OBP: 0.294, SLG: 0.391	BB BB		K			F8		1B 2B	K	4	1	1	0	1	2	0
Don Baylor, R (1, 10) OBP: 0.425, SLG: 0.515	FC6-4 1-2 BB			K		F7		L6		3	0	0	0	1	1	1
Dwight Evans, R (1, 9) OBP: 0.313, SLG: 0.381	FC6-4 1-2f			F7		1B BB		1B SF9 2-H	1B	3	1	1	1	1	0	3
Rich Gedman, L (1, 2) OBP: 0.326, SLG: 0.422		4-3 2B		F5		1-3 1B		BB 1-3	1B	4	0	3	0	0	0	0
Dave Henderson, R (1, 8) OBP: 0.357, SLG: 0.565		K			K		F7	SF9 3-H		3	0	0	1	0	2	1
Spike Owen, S (1, 6) OBP: 0.500, SLG: 0.452		4-3 2-3			1B BB		BB BB	FC6-4 1-2 BB		1	0	0	0	2	0	1
Mike Greenwell, L (8, PH) OBP: 0.400, SLG: 0.250										0	0	0	0	1	0	0
Ed Romero, R (8, PR) (9, 6)										0	0	0	0	0	0	0
Inning Stats	R: 0 E: 0 K: 0 S: 14 H: 1 LOB: 3 BB: 2 P: 24	R: 0 E: 0 K: 1 S: 7 H: 1 LOB: 1 BB: 0 P: 11	R: 0 E: 0 K: 1 S: 6 H: 0 LOB: 0 BB: 0 P: 9	R: 0 E: 0 K: 1 S: 9 H: 0 LOB: 0 BB: 0 P: 14	R: 0 E: 0 K: 1 S: 13 H: 1 LOB: 2 BB: 1 P: 22	R: 0 E: 0 K: 0 S: 5 H: 1 LOB: 2 BB: 1 P: 9	R: 0 E: 0 K: 0 S: 14 H: 0 LOB: 2 BB: 2 P: 26	R: 2 E: 0 K: 0 S: 12 H: 3 LOB: 2 BB: 1 P: 20	R: 0 E: 0 K: 1 S: 8 H: 0 LOB: 0 BB: 0 P: 13	1B: 4 2B: 3 3B: 0 HR: 0	SF: 1 SAC: 0 DP: 0 HBP: 0					

PITCHER		IP	WLS	BF	H	R	ER	SO	BB	IBB	HBP	BLK	WP	HR	S	P	ERA	WHIP
Ron Darling, R ERA: 1.89	(1, 1)	7.0	W	30	4	0	0	4	6	0	0	0	0	0	68	115	0.00	1.429
Roger McDowell, R ERA: 1.54	(8, 1)	0.2		6	3	2	2	0	1	0	0	0	0	0	11	17	27.00	6.000
Jesse Orosco, L ERA: 2.38	(8, 1)	1.1	S	4	0	0	0	1	0	0	0	0	0	0	9	16	0.00	0.000

PITCHER	IP	WLS	BF	H	R	ER	SO	BB	IBB	HBP	BLK	WP	HR	S	P	ERA	WHIP

BOTTOM

New York Mets @ Boston Red Sox

Fenway Park, Boston, MA

Wed Oct 22 1986, 7:05 PM EDT

Att. 33,920 - Unknown

livebaseballscorecards.com

AB	32
R	2
H	7
RBI	2
BB	7
SO	5
LOB	16

WP: 0	PB: 0	SB: 0	CS: 0
PA: 40			

Batter	1	2	3	4	5	6	7	8	9	AB	R	H	RBI	BB	SO	LOB
Lenny Dykstra, L (1, 8) OBP: 0.375, SLG: 0.591	C F B X 1-2 ① 4-3		1 SAFE B 1 SAFE B C X 2-1 1-2 1B		B C F S 1-3 ② K			F F X 0-2 ① F6	F L S 0-3 ③ K	5	0	1	0	0	2	3
Tim Teufel, R (1, 4) OBP: 0.385, SLG: 0.692	B C S B X 2-2 4-3 2B		B S B X 2-1 ② F7		C C X 0-2 ③ 5-3			C C X 0-2 HR		4	1	2	1	0	0	4
Keith Hernandez, L (1, 3) OBP: 0.353, SLG: 0.318	C B C B B X 3-2 ② 4-3 2-3		C B X 1-1 ③ F7			B B C T X 2-2 ① 6-3		C C X 0-2 4-3 1B		4	0	1	0	0	0	3
Gary Carter, R (1, 2) OBP: 0.260, SLG: 0.417	B C X 1-1 ③ 4-3			S C C 0-3 ① K		B S X 1-1 ② 5-3		S B C B F X 2-2 ② 4-3 1-2		4	0	0	0	0	1	2
Darryl Strawberry, L (1, 9) OBP: 0.304, SLG: 0.425		B C T B F X 2-2 ① 3-1		C C X 0-2 G5-4-3 1B		C T C 0-3 ③ K		C S B F B X 2-2 ③ F5		4	0	1	0	0	1	1
Ray Knight, R (1, 5) OBP: 0.238, SLG: 0.231		B B S B F F X 3-2 ② F9		F 1 SAFE 1 SAFE 1 SAFE 1 SAFE X 0-1 ②③ G5-4-3 1-2f			B X 1-0 1B	X 0-0 ① 5-3		4	0	1	0	0	0	1
Kevin Mitchell, R (1, 10) OBP: 0.231, SLG: 0.231		B B B C X 3-1 ③ 5-3			X 0-0 SH5-4 1B 1B		F 1 SAFE C B S 1-3 ① K	B X 1-0 ② F3		4	0	1	0	0	1	1
Mookie Wilson, S (1, 7) OBP: 0.200, SLG: 0.205			C B F C 1-3 ① K		S B 1 SAFE X 1-1 SH5-4 1-2 1B		X 0-0 ② F9	C S F B X 1-2 1B 2B		4	1	2	0	0	1	1
Rafael Santana, R (1, 6) OBP: 0.235, SLG: 0.212			B B C B B 4-1 1B BB		L X 0-1 ① SH5-4 1-2 2-3		X 0-0 ③ F4	B X 1-0 2-H 1B		2	0	1	1	1	0	1
Inning Stats	R: 0 H: 1 E: 0 LOB: 1 K: 0 BB: 0 S: 11 P: 18	R: 0 H: 0 E: 0 LOB: 0 K: 0 BB: 0 S: 10 P: 18	R: 0 H: 1 E: 0 LOB: 2 K: 1 BB: 1 S: 10 P: 20	R: 0 H: 1 E: 0 LOB: 0 K: 1 BB: 0 S: 8 P: 8	R: 0 H: 2 E: 0 LOB: 2 K: 1 BB: 0 S: 11 P: 13	R: 0 H: 0 E: 0 LOB: 0 K: 1 BB: 0 S: 8 P: 11	R: 0 H: 1 E: 0 LOB: 1 K: 1 BB: 0 S: 6 P: 8	R: 1 H: 2 E: 0 LOB: 1 K: 0 BB: 0 S: 17 P: 21	R: 1 H: 2 E: 0 LOB: 1 K: 1 BB: 0 S: 10 P: 13	1B: 7 SF: 0 2B: 2 SAC: 1 3B: 0 DP: 1 HR: 1 HBP: 0						WP: 0 PA: 37 PB: 0 SB: 0 CS: 0

TOP

New York Mets @ Boston Red Sox

Fenway Park, Boston, MA

Thu Oct 23 1986, 7:05 PM EDT

Att. 34,010 - Unknown

livebaseballscorecards.com

AB	35
R	2
H	10
RBI	2
BB	1
SO	6
LOB	17

PITCHER		IP	WLS	BF	H	R	ER	SO	BB	IBB	HBP	BLK	WP	HR	S	P	ERA	WHIP
Bruce Hurst, L ERA: 1.69	(1, 1)	9.0	W	37	10	2	2	6	1	0	0	0	0	1	91	130	2.00	1.222

PITCHER	IP	WLS	BF	H	R	ER	SO	BB	IBB	HBP	BLK	WP	HR	S	P	ERA	WHIP

New York Mets @ Boston Red Sox

Fenway Park, Boston, MA

Thu Oct 23 1986, 7:05 PM EDT

Att. 34,010 - Unknown

BOTTOM

Batter	1	2	3	4	5	6	7	8	9	AB	R	H	RBI	BB	SO	LOB
Wade Boggs, L (1, 5) OBP: 0.310, SLG: 0.327	1-3	3-1		1B	F7			2B		5	0	2	0	0	0	2
Marty Barrett, R (1, 4) OBP: 0.446, SLG: 0.471	BB		4-3	1-3	F3			1-3		4	0	2	0	1	0	0
Bill Buckner, L (1, 3) OBP: 0.192, SLG: 0.216	HBP 1B 1-2		E6 BB 1B	G3	F7			F5		5	1	1	0	0	0	4
Dave Stapleton, R (9, 3) OBP: 0.600, SLG: 0.500										0	0	0	0	0	0	0
Jim Rice, R (1, 7) OBP: 0.327, SLG: 0.449	HBP 1-2		1B 1-2		1B	K				3	1	2	0	1	1	0
Don Baylor, R (1, 10) OBP: 0.432, SLG: 0.500	1-2 2-3 HBP		K	1B 3-H	2B		K			3	1	1	1	0	2	2
Dwight Evans, R (1, 9) OBP: 0.327, SLG: 0.391	F7		1-2 2-H 1B	2B 1-3			6-3			4	0	2	1	0	0	3
Rich Gedman, L (1, 2) OBP: 0.300, SLG: 0.388		F6	F8		K		K			4	0	0	0	0	2	4
Dave Henderson, R (1, 8) OBP: 0.375, SLG: 0.667		SF7 3B		K	1-3 3-H 2B			F9		4	1	2	1	0	1	0
Spike Owen, S (1, 6) OBP: 0.452, SLG: 0.412		3-H SF7		K	4-3			K		3	0	0	1	0	2	2
Inning Stats	R: 0 E: 0 K: 0 S: 12 H: 2 LOB: 3 BB: 1 P: 21	R: 1 E: 0 K: 0 S: 10 H: 1 LOB: 0 BB: 0 P: 14	R: 1 E: 1 K: 1 S: 12 H: 1 LOB: 2 BB: 1 P: 20	R: 0 E: 0 K: 2 S: 14 H: 2 LOB: 2 BB: 0 P: 22	R: 2 E: 0 K: 1 S: 23 H: 4 LOB: 2 BB: 0 P: 35	R: 0 E: 0 K: 1 S: 7 H: 0 LOB: 0 BB: 0 P: 11	R: 0 E: 0 K: 2 S: 9 H: 0 LOB: 0 BB: 0 P: 10	R: 0 E: 0 K: 1 S: 15 H: 2 LOB: 2 BB: 0 P: 20		1B: 8 2B: 2 3B: 2 HR: 0	SF: 1 SAC: 0 DP: 0 HBP: 1						

livebaseballscorecards.com

AB	35
R	4
H	12
RBI	4
BB	2
SO	8
LOB	17

PITCHER		IP	WLS	BF	H	R	ER	SO	BB	IBB	HBP	BLK	WP	HR	S	P	ERA	WHIP
Dwight Gooden, R ERA: 3.46	(1, 1)	4.0	L	24	9	4	3	3	2	0	1	0	0	0	58	93	6.75	2.750
Sid Fernandez, L ERA: 3.48	(5, 1)	4.0		15	3	0	0	5	0	0	0	0	0	0	44	60	0.00	0.750

PITCHER	IP	WLS	BF	H	R	ER	SO	BB	IBB	HBP	BLK	WP	HR	S	P	ERA	WHIP

Batter	1	2	3	4	5	6	7	8	9	10	AB	R	H	RBI	BB	SO	LOB
Wade Boggs, L (1, 5) OBP: 0.344, SLG: 0.368	1-1 BB 2B 1B	1-1 1B 1-3 1B		F 0-1 6-3 ③		C C B B X 2-2 FC4-6 ③ 1-2f		B B I 4-0 BB IBB		B F F X 1-2 1B 2B	5	2	3	0	1	0	2
Marty Barrett, R (1, 4) OBP: 0.484, SLG: 0.491	C X 0-1 F8 ①	C B F X 1-2 1-2 3-H 1B			C X 0-1 BB 1B		C B F B F F F B B 4-2 E 4-3 4-6-3 BB	B B B C B 4-1 1-2 2-3 BB		C B B B C X 3-2 2-H 1B	4	1	3	2	2	0	1
Bill Buckner, L (1, 3) OBP: 0.190, SLG: 0.196	B B B B C F X 3-2 F8 ②	X 0-0 F9 ③			X 0-0 F9 ①		L X 0-1 4-3 ① 1-2	X 0-0 F8 ③		B F H 2-1 HBP	5	0	0	0	0	0	8
Jim Rice, R (1, 7) OBP: 0.311, SLG: 0.407	B F B S F B B 4-2 2B 1-2 BB		F F B C 1-3 K ①		B X 1-0 F9 ②		B F X 1-1 E5 4-6-3 1B 2-3		C C B B S 2-3 K ①	F B F X 1-2 F9 ③	5	0	0	0	1	2	4
Dwight Evans, R (1, 9) OBP: 0.333, SLG: 0.400	C B X 1-1 1-3 2-H 2B		F B B X 2-1 F9 ②		B B F B B 4-1 1-2 BB		B B C F X 2-2 4-6-3 ② 1-2 3-H		C B X 1-1 E6 G4-6-3		4	0	1	2	1	0	1
Rich Gedman, L (1, 2) OBP: 0.291, SLG: 0.370	X 0-0 F9 ③		S S S 0-3 K ③		C X 0-1 F7 ③		F S X 0-2 ③ 2-H 1B		B F X 1-1 G4-6-3 ②③ 1-2f		5	0	1	0	0	1	5
Dave Henderson, R (1, 8) OBP: 0.378, SLG: 0.719		B B B C X 3-1 F7 ①		B C S F B X 2-2 F8 ①		C C X 0-2 6-3 ①		C B F B B F F F F 3-2 X BB SH1-3 1B		S X 0-1 HR	5	1	2	1	0	0	0
Spike Owen, S (1, 6) OBP: 0.478, SLG: 0.447		B C X 1-1 1B 1B 1B		X 0-0 1B		C B X 1-1 FC3-6 1B		1 SAFE X 0-0 SH1-3 ① 1-2		C B F S 1-3 K ①	4	1	3	0	0	1	0
Roger Clemens, R (1, 1) Mike Greenwell, L (8, PH) OBP: 0.333, SLG: 0.200 Calvin Schiraldi, R (8, 1) Bob Stanley, R (10, 1)		C 1 SAFE F L 0-3 K ②		1 SAFE X 0-0 F2 ②		1 SAFE 1 SAFE 1 SAFE B X 1-0 FC3-6 FC4-6 ② 1-2f		C S S 0-3 K ②		C C S 0-3 K ②	3 1 1 0	0 0 0 0	0 0 0 0	0 0 0 0	1 1 1 0	3 1 0 0	3 1 0 0
Inning Stats	R: 1 E: 0 K: 0 S: 13 H: 2 LOB: 2 BB: 1 P: 22	R: 1 E: 0 K: 1 S: 13 H: 3 LOB: 2 BB: 0 P: 19	R: 0 E: 0 K: 2 S: 9 H: 0 LOB: 0 BB: 0 P: 12	R: 0 E: 0 K: 0 S: 8 H: 1 LOB: 1 BB: 0 P: 10	R: 0 E: 0 K: 0 S: 7 H: 1 LOB: 2 BB: 1 P: 12	R: 0 E: 0 K: 0 S: 9 H: 1 LOB: 1 BB: 0 P: 13	R: 1 E: 1 K: 0 S: 15 H: 1 LOB: 2 BB: 1 P: 22	R: 0 E: 0 K: 1 S: 13 H: 1 LOB: 3 BB: 2 P: 24	R: 0 E: 1 K: 1 S: 7 H: 0 LOB: 0 BB: 0 P: 11	R: 2 E: 0 K: 2 S: 18 H: 3 LOB: 2 BB: 0 P: 26	1B: 10 2B: 2 3B: 0 HR: 1 SF: 0 SAC: 1 DP: 1 HBP: 1						

PITCHER		IP	WLS	BF	H	R	ER	SO	BB	IBB	HBP	BLK	WP	HR	S	P	ERA	WHIP
Bob Ojeda, L ERA: 2.33	(1, 1)	6.0		28	8	2	2	3	2	0	0	0	0	0	59	88	3.00	1.667
Roger McDowell, R ERA: 1.35	(7, 1)	1.2		10	2	1	0	1	2	1	0	0	0	0	27	45	0.00	2.400
Jesse Orosco, L ERA: 2.31	(8, 1)	0.1		1	0	0	0	0	0	0	0	0	0	0	1	1	0.00	0.000
Rick Aguilera, R ERA: 4.5	(9, 1)	2.0	W	10	3	2	2	3	0	0	1	0	0	1	25	37	9.00	1.500

PITCHER	IP	WLS	BF	H	R	ER	SO	BB	IBB	HBP	BLK	WP	HR	S	P	ERA	WHIP

TOP

Boston Red Sox @ New York Mets

Shea Stadium, Flushing, NY

Sat Oct 25 1986, 7:05 PM EDT
Att. 55,078 - Unknown - 53 F

livebaseballscorecards.com

AB	42
R	5
H	13
RBI	5
BB	5
SO	7
LOB	25

WP: 0	PA:	49
PB: 0		
SB: 0		
CS: 0		

Batter	1	2	3	4	5	6	7	8	9	10	AB	R	H	RBI	BB	SO	LOB
Lenny Dykstra, L (1, 8) OBP: 0.346, SLG: 0.542	S B L B C 2-3 ① K		C F B B X 2-2 ③ 6-3			F S F C 0-3 ① K		X 0-0 SH SF7 SH1-4 1-2	F B B F B X 3-2 ③ F7		4	0	0	0	0	2	2
Wally Backman, S (1, 4) OBP: 0.357, SLG: 0.289	F C F F C 0-3 ② K			C X 0-1 ① F7		B F B X 2-1 1B 1B		X 0-0 ① SH1-4 1-2 2-3		C F X 0-2 ① F7	4	0	1	0	0	1	0
Keith Hernandez, L (1, 3) OBP: 0.357, SLG: 0.313	B F B S X 2-2 ③ F8			B B F X 2-1 ② F5		1 SAFE B 1 SAFE 1 SAFE C 1 SAFE X 1-1 FC4-6 1-3 1B		I I I I 4-0 IBB		C B B X 2-1 ② F8	4	0	1	0	1	0	0
Gary Carter, R (1, 2) OBP: 0.255, SLG: 0.404		B C F F F B B F F 3-2 X ① F8		B B F S B X 3-2 ③ 1-3		S F C 0-3 ② K		B B B X 3-0 ② SF7 2-3 3-H		F B B X 2-1 1B 1B 1B	4	1	1	1	0	1	2
Darryl Strawberry, L (1, 9) OBP: 0.320, SLG: 0.405 Rick Aguilera, R (9, 1) Kevin Mitchell, R (10, PH) OBP: 0.286, SLG: 0.286		B B F F B F F F B 4-2 S BB	B F B B B 4-1 S 1B BB			B B F F X 2-2 ③ FC4-6 1-2f		F F X 0-2 ③ F8		F X 0-1 1B WP 1-2 1B	2 0 1	1 0 1	0 0 1	0 0 1	2 0 0	0 0 0	4 0 0
Ray Knight, R (1, 5) OBP: 0.277, SLG: 0.256		B C B S S 2-3 ② K 1-2			F F B B B X 2-2 E 1B 1-H G4-6-3 1B		F X 0-1 ① L9		B B B C B 4-1 E BB	C F X 0-2 WP 1-3 E 2-H 1B	4	2	2	2	1	1	1
Mookie Wilson, S (1, 7) OBP: 0.200, SLG: 0.204	B S F C 1-3 ③ K				S S B B F F X 2-2 E9 G4-6-3 1-3 1B		C B F B X 3-2 ② 4-3	L 1 SAFE X 0-1 FC2 1-2	F B B F F F E B F F 3-2 X E3 1-H 3-H		5	0	1	0	0	1	2
Rafael Santana, R (1, 6) OBP: 0.229, SLG: 0.206 Danny Heep, L (5, PH) OBP: 0.176, SLG: 0.133 Kevin Elster, R (6, 6) Howard Johnson, S (9, PH) (10, 6)			C F B B F F S 2-3 ① K		B B F X 2-1 ① ② G4-6-3 1-2f 3-H		C F B B F F X 2-2 ③ F8	L B F S 1-3 ① K			1 1 1 1	0 0 0 0	0 0 0 0	0 0 0 0	1 0 0 1	0 1 0 2	0 1 0 1
Bob Ojeda, L (1, 1) Roger McDowell, R (7, 1) Jesse Orosco, R (8, 1) Lee Mazzilli, S (8, PH) OBP: 0.222, SLG: 0.222 (9, 9)			S C B S 1-3 ② K		S F B X 1-2 ③ 4-3			C F B F X 1-2 SH1-4 SF7 SH 1B		B B F X 2-1 ② F7	2 0 0 2	0 0 0 1	0 0 0 1	0 0 0 0	1 0 0 2	0 0 0 2	0 0 0 2
Inning Stats	R: 0 H: 0 E: 0 LOB: 0 K: 2 BB: 0 S: 11 P: 15	R: 0 H: 0 E: 0 LOB: 1 K: 2 BB: 1 S: 18 P: 28	R: 0 H: 0 E: 0 LOB: 0 K: 2 BB: 0 S: 12 P: 17	R: 0 H: 0 E: 0 LOB: 0 K: 0 BB: 0 S: 7 P: 12	R: 2 H: 2 E: 1 LOB: 0 K: 0 BB: 1 S: 15 P: 26	R: 0 H: 2 E: 0 LOB: 2 K: 2 BB: 0 S: 14 P: 19	R: 0 H: 0 E: 0 LOB: 0 K: 0 BB: 0 S: 12 P: 17	R: 1 H: 1 E: 0 LOB: 2 K: 0 BB: 1 S: 10 P: 18	R: 0 H: 0 E: 1 LOB: 2 K: 1 BB: 1 S: 11 P: 21	R: 3 H: 3 E: 1 LOB: 1 K: 0 BB: 0 S: 19 P: 26	1B: 8 SF: 1 2B: 0 SAC: 2 3B: 0 DP: 1 HR: 0 HBP: 0						

PITCHER	IP	WLS	BF	H	R	ER	SO	BB	IBB	HBP	BLK	WP	HR	S	P	ERA	WHIP
Roger Clemens, R (1, 1) ERA: 3.97	7.0		26	4	2	1	8	2	0	0	0	0	0	89	134	1.29	0.857
Calvin Schiraldi, R (8, 1) ERA: 3.72	2.2	L	16	4	4	3	1	1	1	0	0	0	0	33	55	10.12	1.875
Bob Stanley, R (10, 1) ERA: 2.31	0.0		1	0	0	0	0	0	0	0	0	1	0	7	10	∞	∞

PITCHER	IP	WLS	BF	H	R	ER	SO	BB	IBB	HBP	BLK	WP	HR	S	P	ERA	WHIP

BOTTOM

Boston Red Sox @ New York Mets

Shea Stadium, Flushing, NY

Sat Oct 25 1986, 7:05 PM EDT
Att. 55,078 - Unknown - 53 F

livebaseballscorecards.com

AB	36
R	6
H	8
RBI	3
BB	4
SO	9
LOB	16

WP: 1 PA: 43
PB: 0
SB: 2
CS: 0

Boston Red Sox @ New York Mets

Shea Stadium, Flushing, NY

Mon Oct 27 1986, 7:05 PM EST

Att. 55,032 - Unknown - 53 F

TOP

livebaseballscorecards.com

Batter	1	2	3	4	5	6	7	8	9	AB	R	H	RBI	BB	SO	LOB
Wade Boggs, L (1, 5) OBP: 0.348, SLG: 0.361	F6	1B 2-H 1B		BB			5-3		4-3	4	0	1	1	1	0	0
Marty Barrett, R (1, 4) OBP: 0.463, SLG: 0.467	F9	1-2 1B		F9			6-3		K	5	0	1	0	0	1	2
Bill Buckner, L (1, 3) OBP: 0.210, SLG: 0.217	1B	F8		F9				1B 2B 1B		4	1	2	0	0	0	2
Jim Rice, R (1, 7) OBP: 0.323, SLG: 0.414	F9		1B	K				1-2 2B 1B		4	1	2	0	0	1	1
Dwight Evans, R (1, 9) OBP: 0.344, SLG: 0.481		HR	F8	K				1-H 2-H 2B		4	1	2	3	0	1	0
Rich Gedman, L (1, 2) OBP: 0.288, SLG: 0.414		HR	G3			K		L4		4	1	1	1	0	1	1
Dave Henderson, R (1, 8) OBP: 0.390, SLG: 0.676		1B SH1-4 BB		HBP		F8		K		2	1	0	0	1	1	1
Spike Owen, S (1, 6) OBP: 0.449, SLG: 0.415 Don Baylor, R (8, PH) OBP: 0.422, SLG: 0.486 Al Nipper, R (8, 1) Steve Crawford, R (8, 1)	1 SAFE C 1 SAFE C 1 SAFE X F6			F9		K		6-3		3 1 0 0	0 0 0 0	0 0 0 0	0 0 0 0	0 0 0 0	1 0 0 0	2 1 0 0
Bruce Hurst, L (1, 1) Tony Armas, R (7, PH) OBP: 0.118, SLG: 0.176 Calvin Schiraldi, R (7, 1) Joe Sambito, L (7, 1) Bob Stanley, R (7, 1) Ed Romero, R (8, 6)	SH1-4			SH5-4			K		F3	0 1 0 0 0 0 1	0 0 0 0 0 0 0	0 0 0 0 0 0 0	0 0 0 0 0 0 0	0 0 0 0 0 0 0	0 1 0 0 0 0 0	0 0 0 0 0 0 0
Inning Stats	R: 0 E: 0 K: 0 S: 14 H: 1 LOB: 1 BB: 0 P: 21	R: 3 E: 0 K: 0 S: 19 H: 4 LOB: 2 BB: 1 P: 30	R: 0 E: 0 K: 0 S: 4 H: 1 LOB: 0 BB: 0 P: 5	R: 0 E: 0 K: 0 S: 8 H: 0 LOB: 2 BB: 1 P: 15	R: 0 E: 0 K: 2 S: 8 H: 0 LOB: 0 BB: 0 P: 8	R: 0 E: 0 K: 2 S: 8 H: 0 LOB: 0 BB: 0 P: 11	R: 0 E: 0 K: 1 S: 7 H: 0 LOB: 0 BB: 0 P: 7	R: 2 E: 0 K: 1 S: 15 H: 3 LOB: 1 BB: 0 P: 20	R: 0 E: 0 K: 1 S: 10 H: 0 LOB: 0 BB: 0 P: 14	1B: 6 2B: 1 3B: 0 HR: 2 SF: 0 SAC: 2 DP: 0 HBP: 1	WP: 0 PB: 0 SB: 0 CS: 0 PA: 38					

	AB	33
	R	5
	H	9
	RBI	5
	BB	2
	SO	7
	LOB	10

PITCHER	IP	WLS	BF	H	R	ER	SO	BB	IBB	HBP	BLK	WP	HR	S	P	ERA	WHIP
Ron Darling, R (1, 1) ERA: 2.78	3.2		18	6	3	3	0	1	0	1	0	0	2	40	60	7.36	1.909
Sid Fernandez, L (4, 1) ERA: 2.84	2.1		8	0	0	0	4	1	0	0	0	0	0	21	30	0.00	0.429
Roger McDowell, R (7, 1) ERA: 2.51	1.0	W	6	3	2	2	1	0	0	0	0	0	0	14	17	18.00	3.000
Jesse Orosco, L (8, 1) ERA: 1.98	2.0	S	6	0	0	0	2	0	0	0	0	0	0	18	24	0.00	0.000

PITCHER	IP	WLS	BF	H	R	ER	SO	BB	IBB	HBP	BLK	WP	HR	S	P	ERA	WHIP

Boston Red Sox @ New York Mets

Shea Stadium, Flushing, NY

Mon Oct 27 1986, 7:05 PM EST

Att. 55,032 - Unknown - 53 F

BOTTOM

Batter	1	2	3	4	5	6	7	8	9	AB	R	H	RBI	BB	SO	LOB
Mookie Wilson, S (1, 8) (8, 7) OBP: 0.236, SLG: 0.212	0-0 4-3		2-1 F9			0-0 BB 1B 1B	4-0 SF8 BB IBB	1-1 FC4-2 1-2 HBP		3	1	1	0	1	0	0
Tim Teufel, R (1, 4) OBP: 0.375, SLG: 0.600	2-2 F4			1-3 K		4-1 1B FC9-6 1-2 2-3 BB	4-2 1-2 2-3 BB	0-0 FC4-2 1-2 2-3 3-Hf		2	0	0	0	1	1	0
Wally Backman, S (6, PR) (7, 4) OBP: 0.364, SLG: 0.282										1	1	0	0	1	0	3
Keith Hernandez, L (1, 3) OBP: 0.344, SLG: 0.308	1-1 F8			1-1 F9		0-1 FC9-6 1-3 2-H 3-H 1B	0-0 SF8 2-3 3-H	2-1 4-3		4	0	1	3	0	0	3
Gary Carter, R (1, 2) OBP: 0.237, SLG: 0.375		0-0 1-3		1-1 4-3		0-0 FC9-6 1-2f 3-H	1-0 6-3			4	0	0	1	0	0	3
Darryl Strawberry, L (1, 9) OBP: 0.315, SLG: 0.457		1-0 F7			3-1 F8	0-0 F7		0-2 HR		4	1	1	1	0	0	2
Ray Knight, R (1, 5) OBP: 0.314, SLG: 0.362		2-1 1B			2-2 6-3		2-1 HR	0-2 6-3 1B		4	2	3	1	0	0	0
Kevin Mitchell, R (1, 7) OBP: 0.250, SLG: 0.250		0-1 G3			1-3 K		3-1 WP 1B	3-1 1-2 6-3		2	0	0	0	0	1	1
Lenny Dykstra, L (7, PH) (8, 8) OBP: 0.352, SLG: 0.540										2	1	1	0	0	0	1
Rafael Santana, R (1, 6) OBP: 0.256, SLG: 0.216			2-3 K			1-1 6-3	2-0 BB SH3-4 1-H SF8 1B	4-0 1B FC4-2 IBB		3	1	1	1	1	1	0
Ron Darling, R (1, 1)			0-0 F9			2-2 BB 1B 1B	1-2 SH3-4 1-2	1-1 FC4-2 HBP 1-3 2-H 1B		1	0	0	0	0	0	0
Sid Fernandez, L (4, 1)										0	0	0	0	0	0	0
Lee Mazzilli, S (6, PH) OBP: 0.300, SLG: 0.300										1	1	1	0	0	0	0
Roger McDowell, R (7, 1)										0	0	0	0	0	0	0
Jesse Orosco, R (8, 1) OBP: 1.000, SLG: 1.000										1	0	1	1	0	0	0
Inning Stats	R: 0 E: 0 K: 0 S: 6 H: 0 LOB: 0 BB: 0 P: 9	R: 0 E: 0 K: 0 S: 6 H: 1 LOB: 1 BB: 0 P: 9	R: 0 E: 0 K: 1 S: 7 H: 0 LOB: 0 BB: 0 P: 11	R: 0 E: 0 K: 1 S: 8 H: 0 LOB: 0 BB: 0 P: 11	R: 0 E: 0 K: 1 S: 10 H: 0 LOB: 0 BB: 0 P: 16	R: 3 E: 0 K: 0 S: 11 H: 3 LOB: 2 BB: 1 P: 18	R: 3 E: 0 K: 0 S: 14 H: 3 LOB: 2 BB: 2 P: 30	R: 2 E: 0 K: 0 S: 14 H: 3 LOB: 3 BB: 1 P: 25		1B: 8 2B: 0 3B: 0 HR: 2	SF: 1 SAC: 1 DP: 0 HBP: 1			WP: 1 PB: 0 SB: 0 CS: 0	PA: 39		

livebaseballscorecards.com

AB	32
R	8
H	10
RBI	8
BB	4
SO	3
LOB	13

PITCHER		IP	WLS	BF	H	R	ER	SO	BB	IBB	HBP	BLK	WP	HR	S	P	ERA	WHIP
Bruce Hurst, L ERA: 2.13	(1, 1)	6.0		23	4	3	3	3	1	0	0	0	0	0	48	74	4.50	0.833
Calvin Schiraldi, R ERA: 6.3	(7, 1)	0.1	L	4	3	3	3	0	0	0	0	0	1	1	9	16	81.00	9.000
Joe Sambito, L ERA: 9.0	(7, 1)	0.1		3	0	0	0	0	1	1	0	0	0	0	4	12	0.00	3.000
Bob Stanley, R ERA: 2.25	(7, 1)	0.1		1	0	0	0	0	0	0	0	0	0	0	1	2	0.00	0.000
Al Nipper, R ERA: 7.11	(8, 1)	0.1		5	3	2	2	0	0	1	0	0	0	1	10	18	54.00	9.000

PITCHER		IP	WLS	BF	H	R	ER	SO	BB	IBB	HBP	BLK	WP	HR	S	P	ERA	WHIP
Steve Crawford, R ERA: 4.5	(8, 1)	0.2		3	0	0	0	0	0	0	1	0	0	0	4	7	0.00	0.000