



New York Mets - 1986

Batter	1	2	3	4	5	6	7	8	9	AB R H RBI BB SO LOB	TOP												
Lenny Dykstra, L (1,8)	4-0 2B BB		0-0 F7	0-0 F8			4-0 SH3-4 1B BB		0-0 F9	3 2 0 0 2 0 1	New York Mets @ Pittsburgh Pirates Three Rivers Stadium, Pittsburgh, PA Tue Apr 08 1986, 6:05 PM EST Att: 48,962 - Unknown AB 30 R 4 H 6 RBI 4 BB 7 SO 8 LOB 13 												
Wally Backman, S (1,4)	0-0 F7		4-0 BB BB BB		0-0 G3		0-0 SH3-4 1-2		0-0 1-3	3 0 0 0 1 0 1													
Keith Hernandez, L (1,3) OBP: 0.600, SLG: 0.750	0-0 1-H SF8 2B		4-0 1-2 BB BB		0-0 F8		0-0 BB 1B 2-H		0-0 F7	4 1 2 2 1 0 0													
Gary Carter, R (1,2)	0-0 SF8		0-3 K		0-0 1-3		0-3 K			3 0 0 1 0 2 3													
Darryl Strawberry, L (1,9) OBP: 1.000, SLG: 2.000	4-0 BB		4-0 FC4 BB			0-0 2B 2B		4-0 1-2 BB		1 1 1 0 3 0 0													
George Foster, R (1,7) OBP: 0.250, SLG: 0.500	0-3 K		0-0 FC4 1-2			0-0 2B 2B		0-3 K		4 0 1 1 0 2 6													
Howard Johnson, S (1,5)			0-0 F2		0-0 F7		0-0 6-3 2B		0-0 F7	4 0 1 0 0 0 0													
Rafael Santana, R (1,6)			0-3 K		0-3 K		0-0 6-3 2-3		0-0 F9	4 0 0 0 0 2 1													
Dwight Gooden, R (1,1) OBP: 0.250, SLG: 0.250			0-3 K		0-0 1B		0-0 6-3		0-3 K	4 0 1 0 0 2 1													
Inning Stats	R: 2 E: 0 K: 1 S: 6	H: 1 LOB: 1 BB: 2 P: 14	R: 0 E: 0 K: 2 S: 7	H: 0 LOB: 0 BB: 0 P: 7	R: 0 E: 0 K: 1 S: 5	H: 0 LOB: 3 BB: 3 P: 17	R: 0 E: 0 K: 1 S: 6	H: 1 LOB: 1 BB: 0 P: 6	R: 0 E: 0 K: 0 S: 3	H: 0 LOB: 0 BB: 0 P: 3	R: 1 E: 0 K: 0 S: 5	H: 3 LOB: 1 BB: 0 P: 5	R: 1 E: 0 K: 2 S: 8	H: 1 LOB: 2 BB: 2 P: 16	R: 0 E: 0 K: 1 S: 5	H: 0 LOB: 0 BB: 0 P: 5	R: 0 E: 0 K: 0 S: 3	H: 0 LOB: 0 BB: 0 P: 3	1B: 2 2B: 4 3B: 0 HR: 0	SF: 1 SAC: 1 DP: 0 HBP: 0	WP: 0 PB: 0 SB: 0 CS: 0	PA: 39	
PITCHER	IP WLS BF H R ER SO BB IBB HBP BLK WP HR S P ERA WHIP											PITCHER	IP WLS BF H R ER SO BB IBB HBP BLK WP HR S P ERA WHIP										
Rick Reuschel, R (1,1) ERA: 4.5	6.0 L 27 5 3 3 5 5 0 0 0 0 0 0 32 52 4.50 1.667																						
Pat Clements, L (7,1) ERA: 27.0	0.1 3 1 1 1 0 1 0 0 0 0 0 0 2 6 27.00 6.000																						
Cecilio Guante, R (7,1) ERA:	1.2 6 0 0 0 3 1 0 0 0 0 0 0 11 15 0.00 0.600																						
Jim Winn, R (9,1) ERA:	1.0 3 0 0 0 0 0 0 0 0 0 0 0 3 3 0.00 0.000																						

Batter	1	2	3	4	5	6	7	8	9	AB R H RBI BB SO LOB	BOTTOM												
R.J. Reynolds, S (1,9) OBP: 0.500, SLG: 1.500	0-0 HR		0-3 K			0-0 4-3 6-3 2B		0-0 4-3		4 2 2 1 0 1 0	New York Mets @ Pittsburgh Pirates Three Rivers Stadium, Pittsburgh, PA Tue Apr 08 1986, 6:05 PM EST Att: 48,962 - Unknown AB 31 R 2 H 6 RBI 2 BB 1 SO 6 LOB 10 												
Joe Orsulak, L (1,8) OBP: 0.500, SLG: 1.000	0-0 1-3		0-0 3B			0-0 4-3		0-0 2-3		3 0 1 0 1 0 1													
Johnny Ray, S (1,4) OBP: 0.500, SLG: 0.500	0-0 1B		0-0 1-3			0-0 6-3		0-0 3-H		4 0 2 1 0 0 1													
Sid Bream, L (1,3) OBP: 0.333, SLG: 0.667	0-0 F7			0-0 L3-4 2B		0-0 F7		0-0 F7		3 0 1 0 0 0 1													
Steve Kemp, L (1,7)	0-3 K			0-0 F7			0-3 K		0-3 K	4 0 0 0 0 3 4													
Tony Peña, R (1,2)		0-0 5-3		0-0 L3-4 2-3		0-0 6-3		0-0 6-3		4 0 0 0 0 0 3													
Jim Morrison, R (1,5)		0-0 6-3			0-0 F7		0-3 K			3 0 0 0 0 1 0													
Sam Khalifa, R (1,6)		0-0 6-3				0-0 F9		0-0 G3		2 0 0 0 0 0 0													
Lee Mazzilli, S (8,PH)										1 0 0 0 0 0 0													
Jim Winn, R (9,1)										0 0 0 0 0 0 0													
Rick Reuschel, R (1,1) Pat Clements, R (7,1) Cecilio Guante, R (7,1) Bill Almon, R (8,PH) (9,6)			0-0 6-3		0-0 F7		0-3 K		0-3 K	2 0 1 0 0 0 0 1 0													
Inning Stats	R: 1 E: 0 K: 1 S: 7	H: 2 LOB: 1 BB: 0 P: 7	R: 0 E: 0 K: 0 S: 3	H: 0 LOB: 0 BB: 0 P: 3	R: 0 E: 0 K: 1 S: 6	H: 1 LOB: 1 BB: 0 P: 6	R: 0 E: 0 K: 0 S: 3	H: 1 LOB: 0 BB: 0 P: 3	R: 0 E: 0 K: 0 S: 4	H: 1 LOB: 0 BB: 0 P: 4		R: 0 E: 0 K: 2 S: 7	H: 0 LOB: 0 BB: 0 P: 7	R: 0 E: 0 K: 1 S: 5	H: 0 LOB: 0 BB: 0 P: 5	R: 0 E: 0 K: 1 S: 6	H: 1 LOB: 2 BB: 1 P: 10	1B: 2 2B: 3 3B: 1 HR: 1	SF: 0 SAC: 1 DP: 1 HBP: 0	WP: 0 PB: 0 SB: 0 CS: 0	PA: 33		
PITCHER	IP WLS BF H R ER SO BB IBB HBP BLK WP HR S P ERA WHIP											PITCHER	IP WLS BF H R ER SO BB IBB HBP BLK WP HR S P ERA WHIP										
Dwight Gooden, R (1,1) ERA: 2.0	9.0 W 33 6 2 2 6 1 0 0 0 0 0 1 44 48 2.00 0.778																						

Batter	1	2	3	4	5	6	7	8	9	10	11	12	13	14	AB	R	H	RBI	BB	SO	LOB	TOP
Lenny Dykstra, L OBP: 0.500, SLG: 0.385 (1, 8)															5	1	4	2	1	0	1	
Tim Teufel, R OBP: 0.375, SLG: 0.429 (9, 5)															7	0	2	3	1	0	6	
Keith Hernandez, L OBP: 0.333, SLG: 0.375 (1, 3)															7	0	0	0	0	1	10	
Gary Carter, R OBP: 0.375, SLG: 0.571 (1, 2)															6	1	2	0	1	0	3	
Darryl Strawberry, L OBP: 0.375, SLG: 0.333 (1, 9)															6	0	0	0	1	3	3	
George Foster, R OBP: 0.364, SLG: 0.455 (1, 7)															7	1	3	0	0	1	1	
Ray Knight, R OBP: 0.680, SLG: 1.400 Jesse Orosco, R Randy Niemann, L (12, 1)															5	3	3	2	0	0	1	
Rafael Santana, R OBP: 0.200, SLG: 0.154 (1, 6)															6	1	1	0	1	1	2	
Sid Fernandez, L Ed Lynch, R Kevin Mitchell, R Danny Heep, L Bruce Berenyi, R Howard Johnson, S Randy McDowell, R Wally Backman, S (5, 15) (5, 1) (7, 9) (7, 15) (8, 15) (8, 15) (8, 15) (8, 4)															2	0	1	0	0	0	0	
Inning Stats	R: 1 E: 0 K: 0 S: 4	H: 1 LOB: 0 BB: 0 P: 8	R: 0 E: 0 K: 2 S: 8	H: 1 LOB: 0 BB: 0 P: 4	R: 0 E: 0 K: 1 S: 6	H: 1 LOB: 1 BB: 0 P: 6	R: 0 E: 0 K: 1 S: 5	H: 1 LOB: 1 BB: 0 P: 4	R: 0 E: 0 K: 1 S: 5	H: 1 LOB: 3 BB: 0 P: 7	R: 4 E: 0 K: 0 S: 3	H: 5 LOB: 3 BB: 1 P: 17	R: 0 E: 0 K: 0 S: 3	H: 1 LOB: 2 BB: 2 P: 11	R: 0 E: 0 K: 0 S: 3	H: 0 LOB: 1 BB: 1 P: 7	R: 1 E: 0 K: 1 S: 7	H: 3 LOB: 1 BB: 0 P: 7	1B: 16 2B: 2 3B: 0 HR: 1	SF: 0 SAC: 2 DP: 4 HBP: 1	WP: 1 PB: 0 CS: 0	PA: 66

PITCHER	IP	WLS	BF	H	R	ER	SO	BB	IBB	HBP	BLK	WP	HR	S	P	ERA	WHIP
Steve Carlton, L ERA: 8.71	6.1		26	8	3	3	4	0	0	0	0	0	0	34	34	4.26	1.263
Kent Tekulve, R ERA:	0.1		3	1	0	0	0	0	0	0	0	0	0	3	3	0.00	3.000
Don Carman, L ERA: 12.0	1.0		10	5	4	4	2	0	1	1	0	0	0	12	17	36.00	5.000
Dave Stewart, R ERA:	0.1		1	0	0	0	0	0	0	0	0	0	0	1	1	0.00	0.000
Steve Bedrosian, R ERA: 9.0	1.0		3	0	0	0	0	0	0	0	0	0	0	3	3	0.00	0.000
PITCHER	IP	WLS <td>BF <td>H <td>R <td>ER <td>SO <td>BB <td>IBB <td>HBP <td>BLK <td>WP <td>HR <td>S <td>P <td>ERA <td>WHIP</td> </td></td></td></td></td></td></td></td></td></td></td></td></td></td>	BF <td>H <td>R <td>ER <td>SO <td>BB <td>IBB <td>HBP <td>BLK <td>WP <td>HR <td>S <td>P <td>ERA <td>WHIP</td> </td></td></td></td></td></td></td></td></td></td></td></td></td>	H <td>R <td>ER <td>SO <td>BB <td>IBB <td>HBP <td>BLK <td>WP <td>HR <td>S <td>P <td>ERA <td>WHIP</td> </td></td></td></td></td></td></td></td></td></td></td></td>	R <td>ER <td>SO <td>BB <td>IBB <td>HBP <td>BLK <td>WP <td>HR <td>S <td>P <td>ERA <td>WHIP</td> </td></td></td></td></td></td></td></td></td></td></td>	ER <td>SO <td>BB <td>IBB <td>HBP <td>BLK <td>WP <td>HR <td>S <td>P <td>ERA <td>WHIP</td> </td></td></td></td></td></td></td></td></td></td>	SO <td>BB <td>IBB <td>HBP <td>BLK <td>WP <td>HR <td>S <td>P <td>ERA <td>WHIP</td> </td></td></td></td></td></td></td></td></td>	BB <td>IBB <td>HBP <td>BLK <td>WP <td>HR <td>S <td>P <td>ERA <td>WHIP</td> </td></td></td></td></td></td></td></td>	IBB <td>HBP <td>BLK <td>WP <td>HR <td>S <td>P <td>ERA <td>WHIP</td> </td></td></td></td></td></td></td>	HBP <td>BLK <td>WP <td>HR <td>S <td>P <td>ERA <td>WHIP</td> </td></td></td></td></td></td>	BLK <td>WP <td>HR <td>S <td>P <td>ERA <td>WHIP</td> </td></td></td></td></td>	WP <td>HR <td>S <td>P <td>ERA <td>WHIP</td> </td></td></td></td>	HR <td>S <td>P <td>ERA <td>WHIP</td> </td></td></td>	S <td>P <td>ERA <td>WHIP</td> </td></td>	P <td>ERA <td>WHIP</td> </td>	ERA <td>WHIP</td>	WHIP
Dave Rucker, L ERA: 8.71	10.1		42	9	1	0	0	0	1	0	0	0	0	8	12	0.00	0.857
Larry Andersen, R ERA: 1.9	2.1		9	1	0	0	0	0	0	0	0	0	0	7	7	9.00	3.000
Charles Hudson, R ERA: 2.25	1.0	W	5	3	1	1	1	0	0	0	0	0	0	7	7	9.00	3.000

Batter	1	2	3	4	5	6	7	8	9	10	11	12	13	14	AB	R	H	RBI	BB	SO	LOB	BOTTOM		
Gary Redus, R OBP: 0.417, SLG: 0.400 (1, 7)															5	0	1	0	3	2	4			
Milt Thompson, L OBP: 0.118, SLG: 0.118 Dave Rucker, L Larry Andersen, R (10, 1)															6	2	2	0	0	2	5			
Darren Daulton, L OBP: 0.444, SLG: 0.667 Charles Hudson, S (14, 1)															0	0	0	0	0	0	0			
Juan Samuel, R OBP: 0.375, SLG: 0.357 Luis Aguayo, R OBP: 0.288, SLG: 0.167 (6, 4)															1	0	0	0	1	0	0			
Mike Schmidt, R OBP: 0.500, SLG: 0.611 (8, 5)															7	2	4	2	1	0	2			
Glenn Wilson, R OBP: 0.318, SLG: 0.188 (1, 9)															5	2	1	0	3	0	4			
John Russell, R OBP: 0.500, SLG: 0.692 (1, 2)															7	0	3	2	1	2	3			
Rick Schu, R OBP: 0.368, SLG: 0.588 (8, 3)															3	0	0	0	0	1	4			
Steve Jeltz, S OBP: 0.500, SLG: 0.467 (1, 6)															6	2	3	3	2	0	5			
Bruce Berenyi, R Randy Niemann, L Howard Johnson, S Randy McDowell, R Jesse Orosco, L (5, 15) (5, 1) (7, 15) (8, 15) (8, 15)															2	0	0	0	0	0	0			
Inning Stats	R: 0 E: 0 K: 1 S: 5	H: 0 LOB: 0 BB: 0 P: 5	R: 0 E: 0 K: 0 S: 3	H: 0 LOB: 1 BB: 1 P: 7	R: 2 E: 0 K: 1 S: 7	H: 2 LOB: 2 BB: 2 P: 15	R: 0 E: 0 K: 1 S: 6	H: 1 LOB: 1 BB: 0 P: 6	R: 0 E: 0 K: 0 S: 5	H: 2 LOB: 2 BB: 0 P: 5	R: 3 E: 1 K: 2 S: 10	H: 2 LOB: 1 BB: 1 P: 9	R: 0 E: 0 K: 0 S: 3	H: 1 LOB: 2 BB: 1 P: 8	R: 0 E: 0 K: 0 S: 3	H: 1 LOB: 0 BB: 1 P: 7	R: 0 E: 0 K: 0 S: 4	H: 1 LOB: 3 BB: 2 P: 12	R: 2 E: 0 K: 0 S: 4	H: 4 LOB: 3 BB: 1 P: 8	1B: 16 2B: 0 3B: 1 HR: 0	SF: 0 SAC: 2 DP: 1 HBP: 0	WP: 0 PB: 0 CS: 0	PA: 71

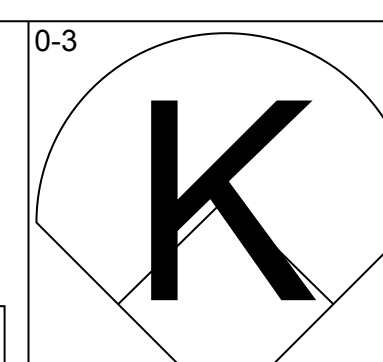
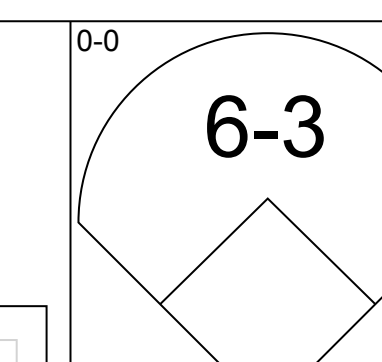
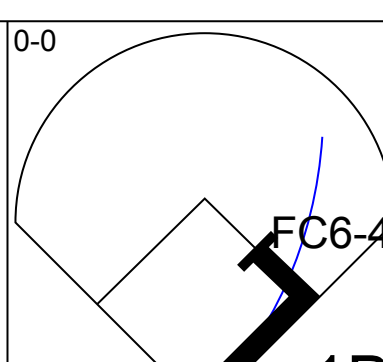
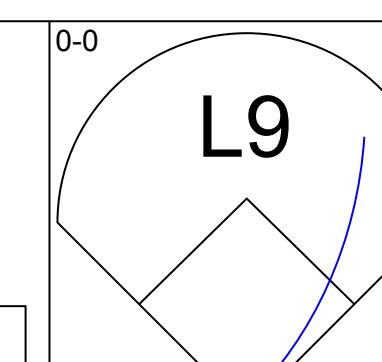
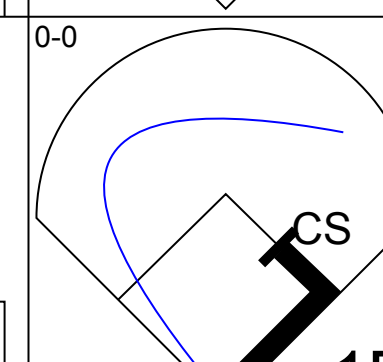
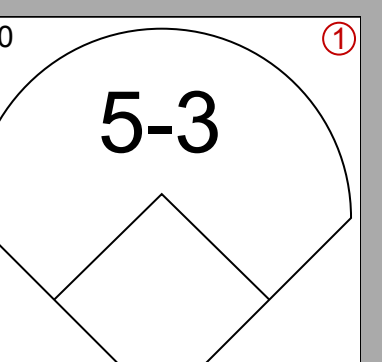
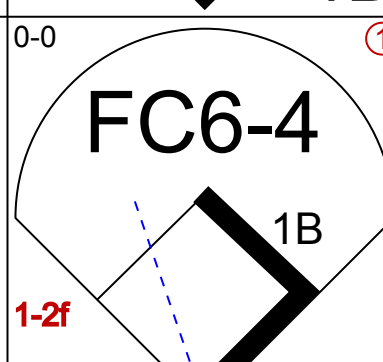
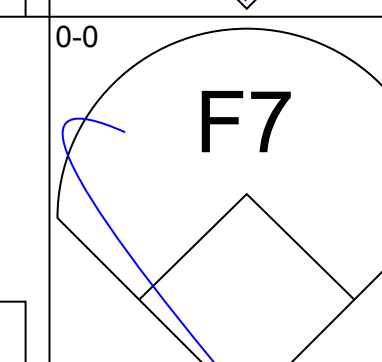
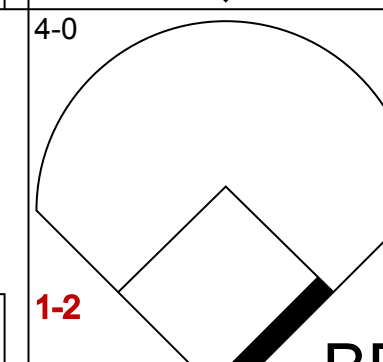
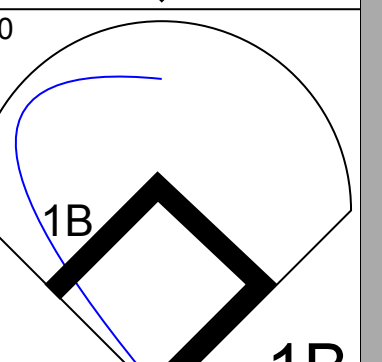
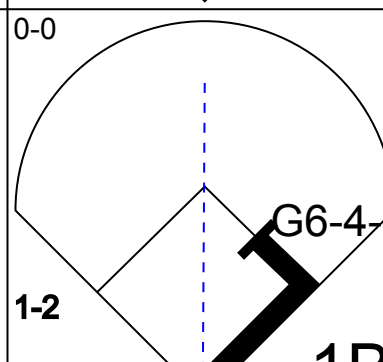
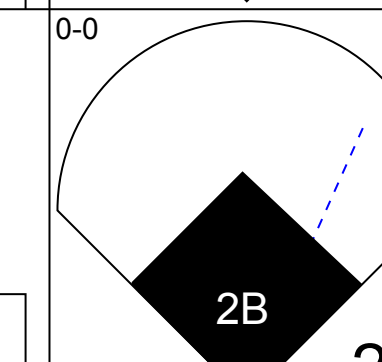
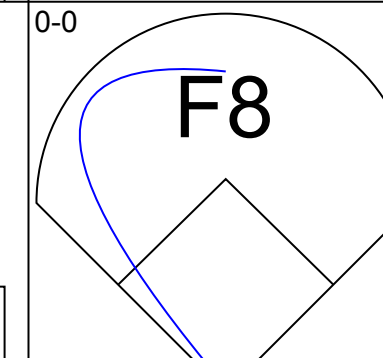
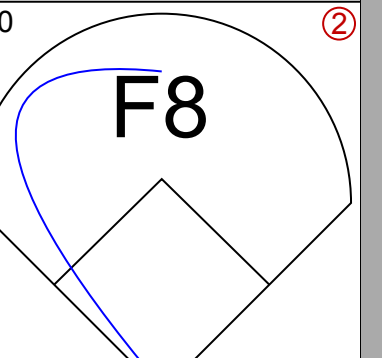
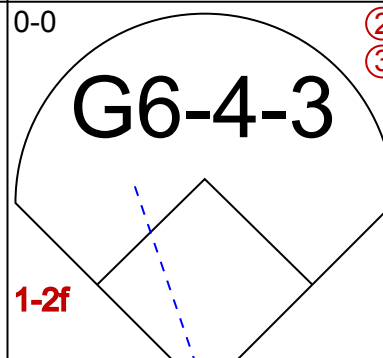
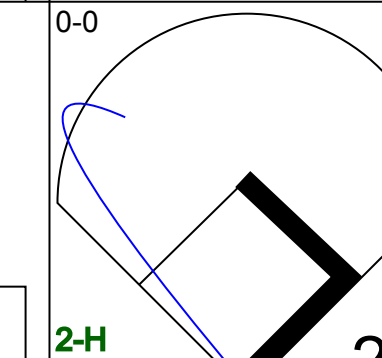
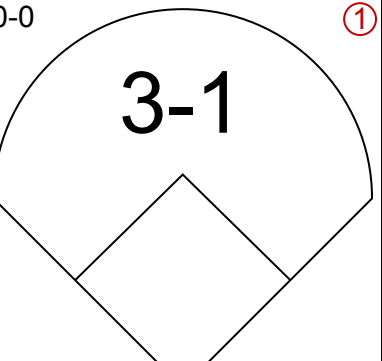
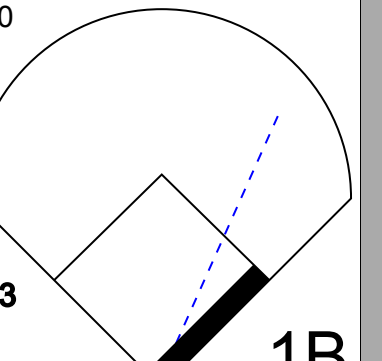
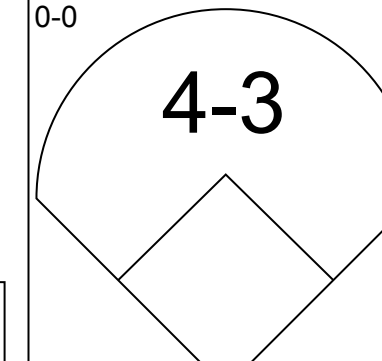
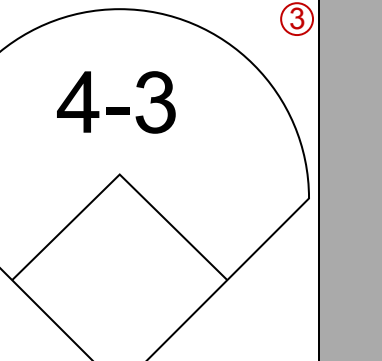

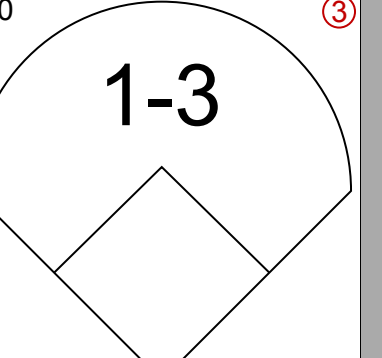
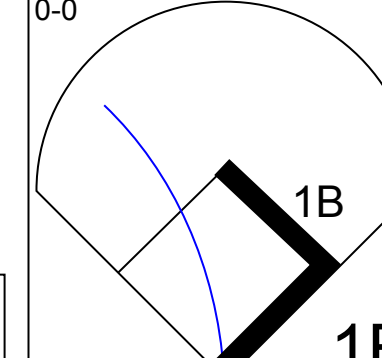
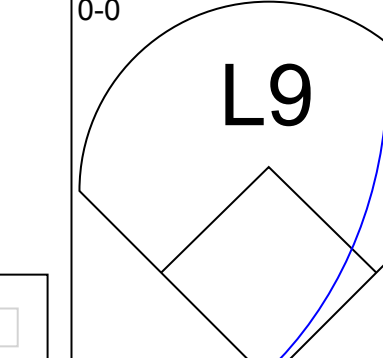

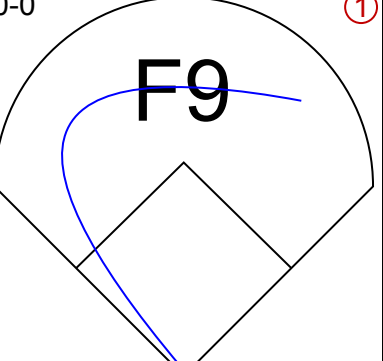
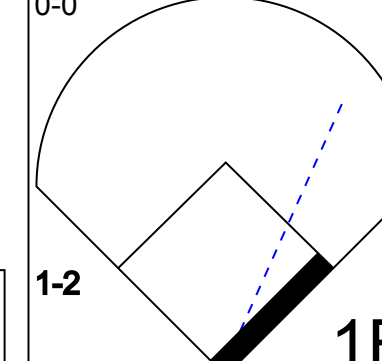
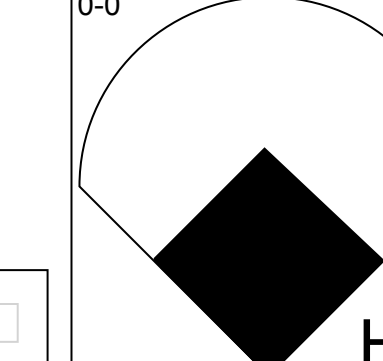
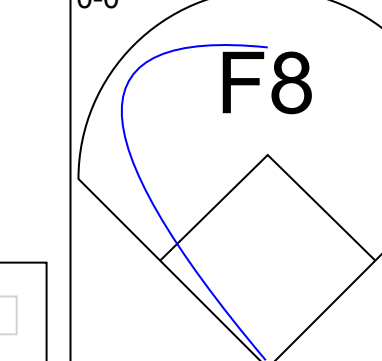
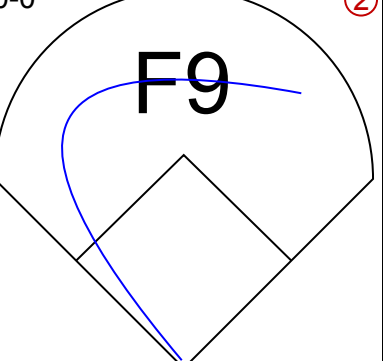
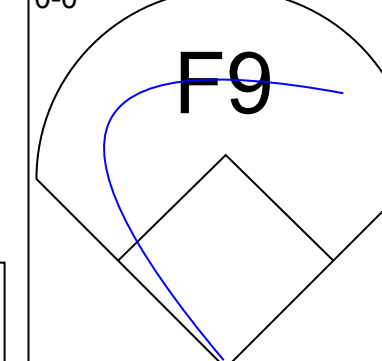
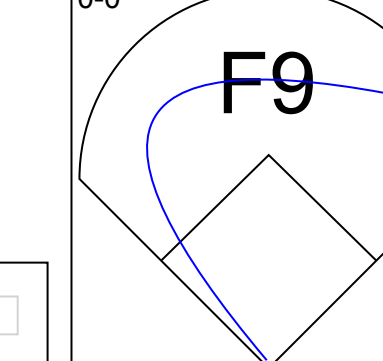
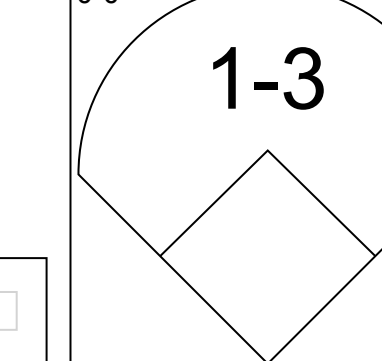
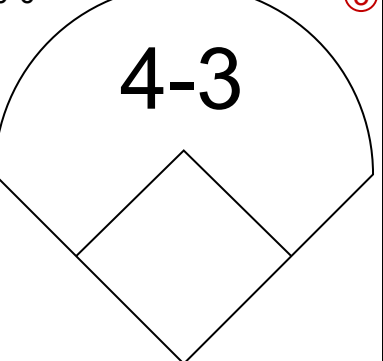
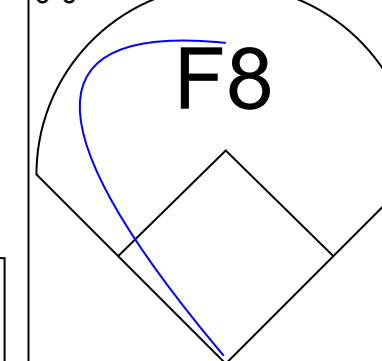
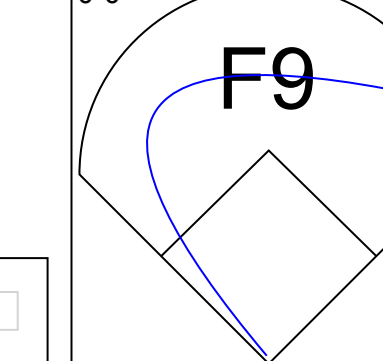
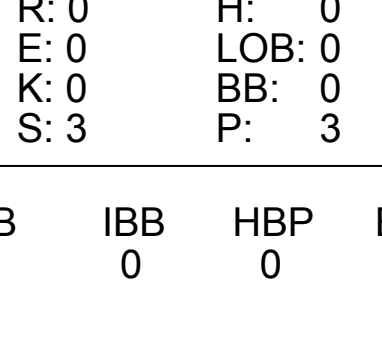
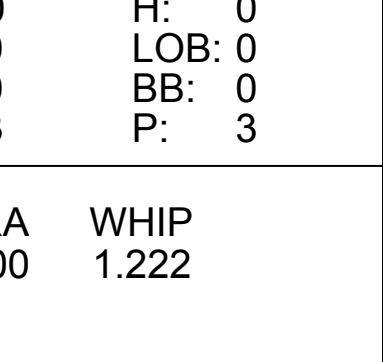
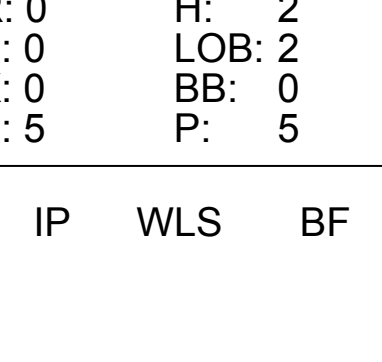
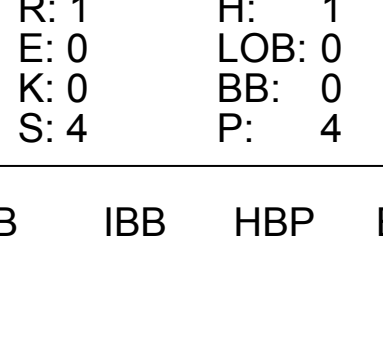




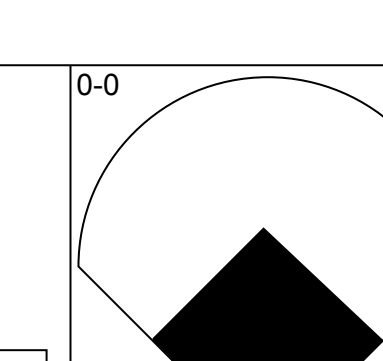
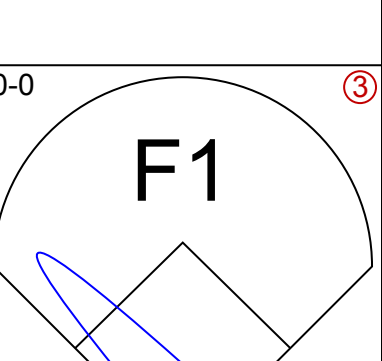
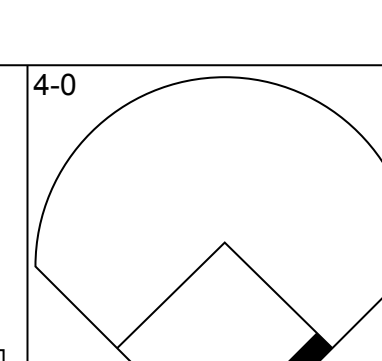

PITCHER	IP	WLS	BF	H	R	ER	SO	BB	IBB	HBP	BLK	WP	HR	S	P	ERA	WHIP
Sid Fernandez, L ERA: 8.31	4.1		23	2	4	4	4	0	0	0	0	0	0	9	9	8.31	2.077
Ed Lynch, R ERA:	1.2		7	2	0	0	1	0	0	0	0	0	0	5	5	0.00	1.200
Bruce Berenyi, R ERA:	1.0		5	2	0	0	0	0	0	0	0	0	0	5	5	0.00	2.000
Roger McDowell, R ERA: 7.71	1.1		9	3	3	2	1	1	0	0	0	0	0	10	14	13.50	3.000
Jesse Orosco, L ERA:	2.2		13	2	0	0	2	3	0	0	0	0	0	14	26	0.00	1.875
PITCHER	IP	WLS <td>BF <td>H <td>R <td>ER <td>SO <td>BB <td>IBB <td>HBP <td>BLK <td>WP <td>HR <td>S <td>P <td>ERA <td>WHIP</td> </td></td></td></td></td></td></td></td></td></td></td></td></td></td>	BF <td>H <td>R <td>ER <td>SO <td>BB <td>IBB <td>HBP <td>BLK <td>WP <td>HR <td>S <td>P <td>ERA <td>WHIP</td> </td></td></td></td></td></td></td></td></td></td></td></td></td>	H <td>R <td>ER <td>SO <td>BB <td>IBB <td>HBP <td>BLK <td>WP <td>HR <td>S <td>P <td>ERA <td>WHIP</td> </td></td></td></td></td></td></td></td></td></td></td></td>	R <td>ER <td>SO <td>BB <td>IBB <td>HBP <td>BLK <td>WP <td>HR <td>S <td>P <td>ERA <td>WHIP</td> </td></td></td></td></td></td></td></td></td></td></td>	ER <td>SO <td>BB <td>IBB <td>HBP <td>BLK <td>WP <td>HR <td>S <td>P <td>ERA <td>WHIP</td> </td></td></td></td></td></td></td></td></td></td>	SO <td>BB <td>IBB <td>HBP <td>BLK <td>WP <td>HR <td>S <td>P <td>ERA <td>WHIP</td> </td></td></td></td></td></td></td></td></td>	BB <td>IBB <td>HBP <td>BLK <td>WP <td>HR <td>S <td>P <td>ERA <td>WHIP</td> </td></td></td></td></td></td></td></td>	IBB <td>HBP <td>BLK <td>WP <td>HR <td>S <td>P <td>ERA <td>WHIP</td> </td></td></td></td></td></td></td>	HBP <td>BLK <td>WP <td>HR <td>S <td>P <td>ERA <td>WHIP</td> </td></td></td></td></td></td>	BLK <td>WP <td>HR <td>S <td>P <td>ERA <td>WHIP</td> </td></td></td></td></td>	WP <td>HR <td>S <td>P <td>ERA <td>WHIP</td> </td></td></td></td>	HR <td>S <td>P <td>ERA <td>WHIP</td> </td></td></td>	S <td>P <td>ERA <td>WHIP</td> </td></td>	P <td>ERA <td>WHIP</td> </td>	ERA <td>WHIP</td>	WHIP
Randy Niemann, L ERA: 9.0	12.1		44	6	2	2	0	2	1	0	0	0	0	11	23	9.00	4.000

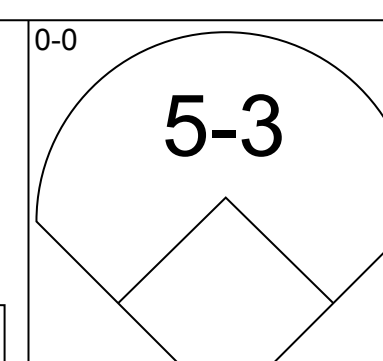
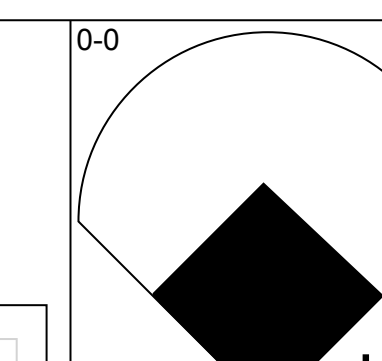
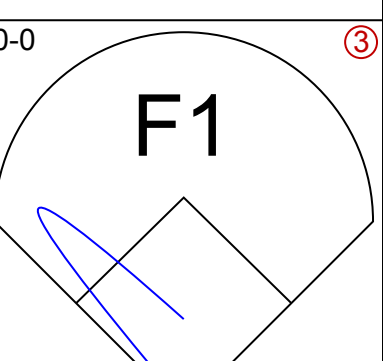
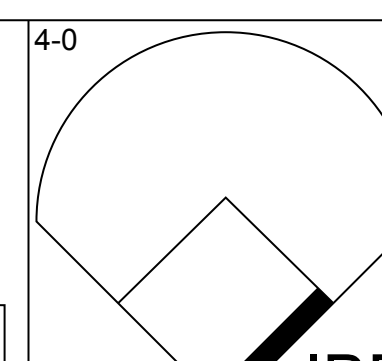
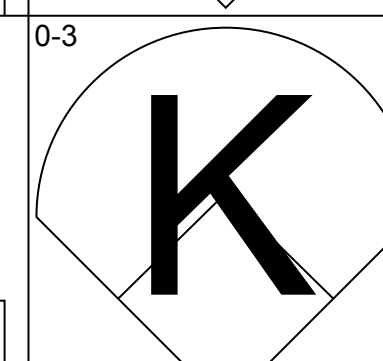
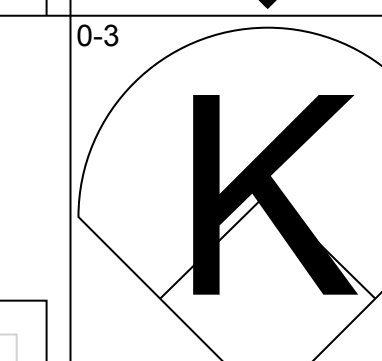
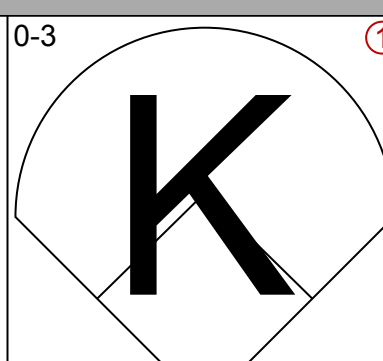
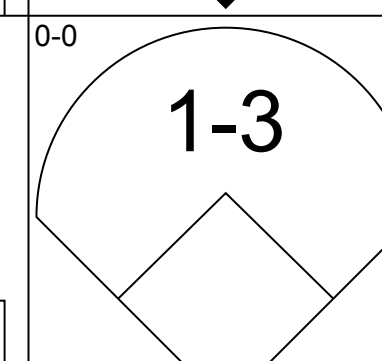
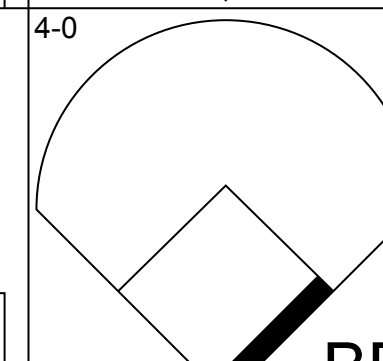
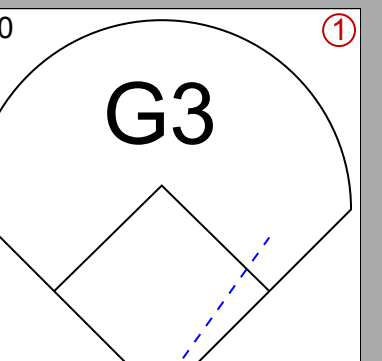
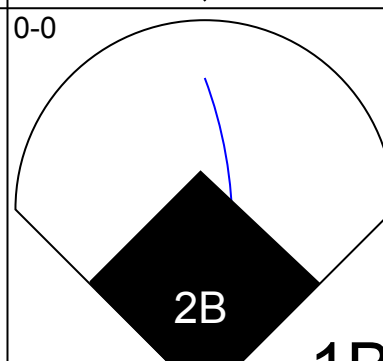
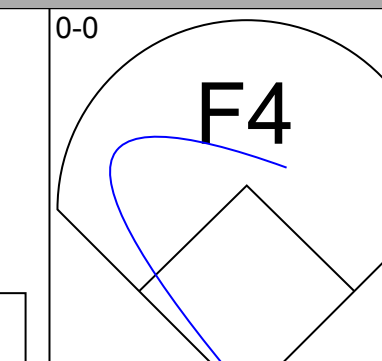
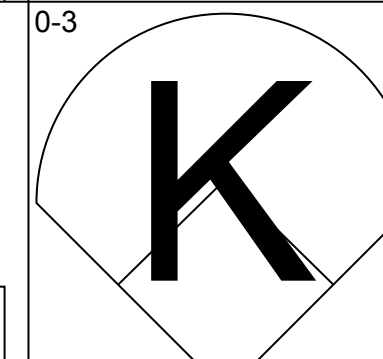
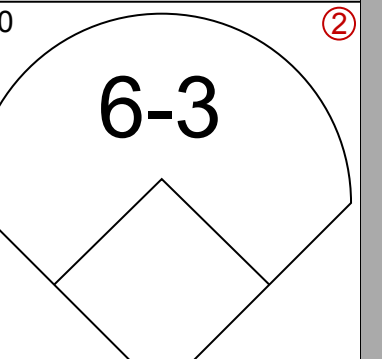
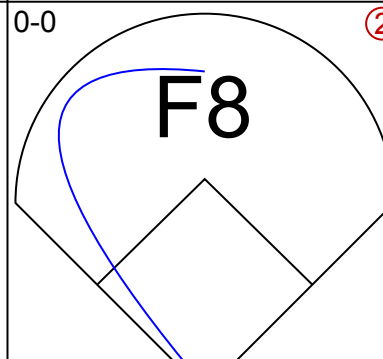
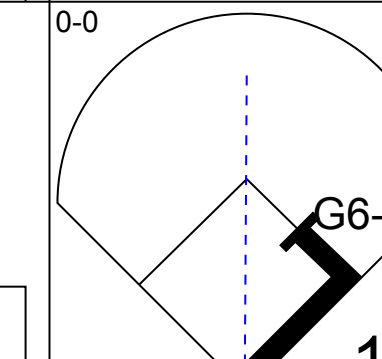
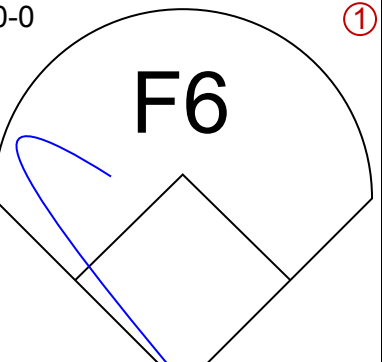
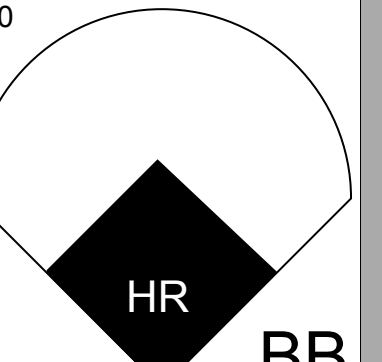
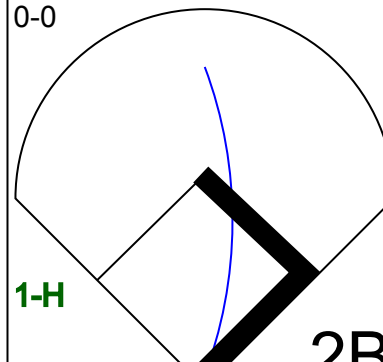
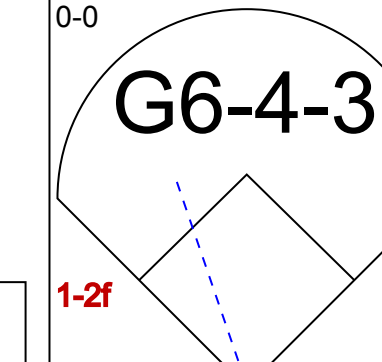

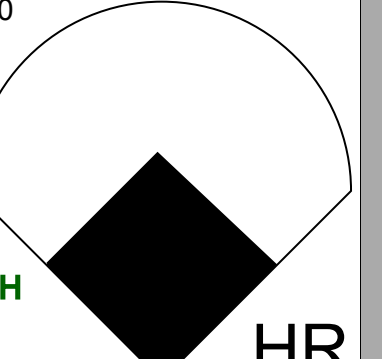
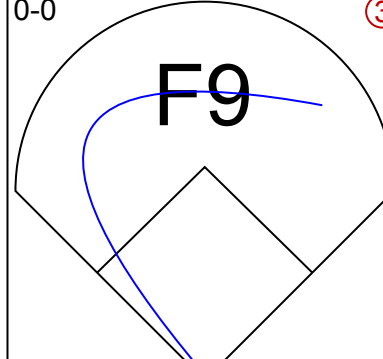

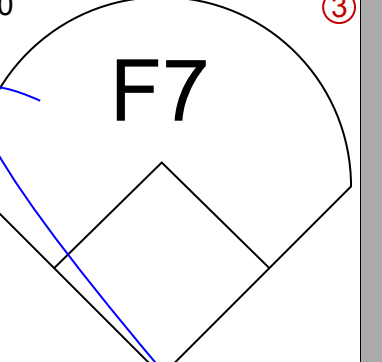
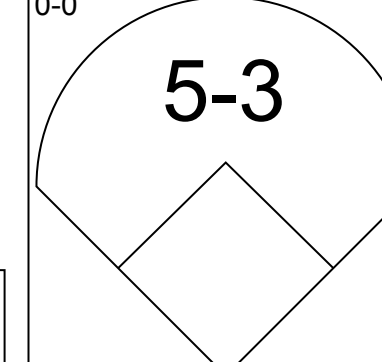
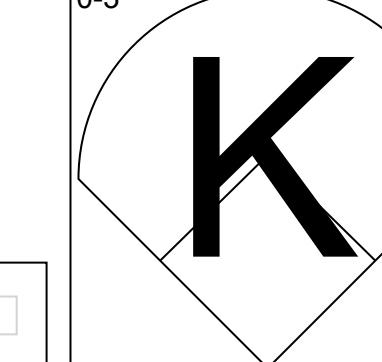
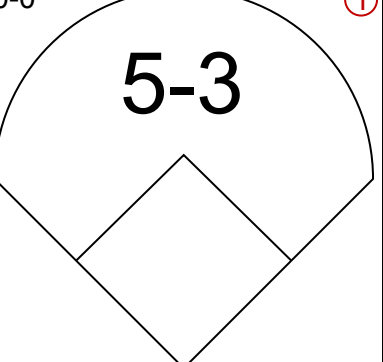
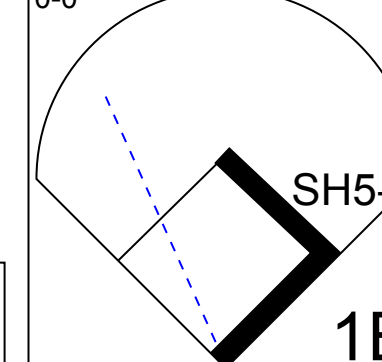

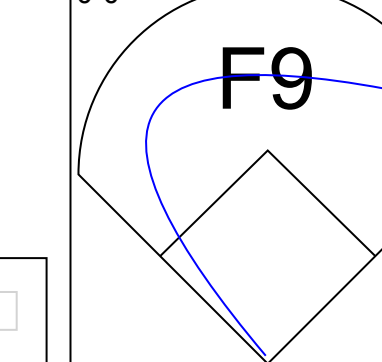
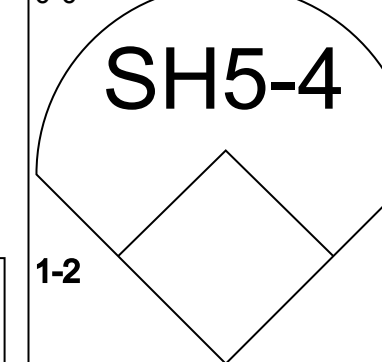
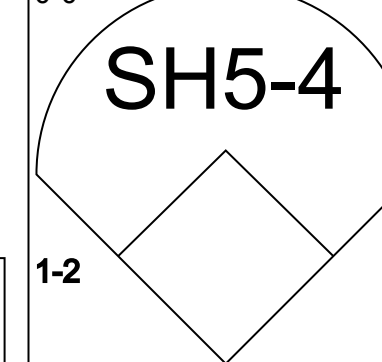
New York Mets @ Philadelphia Phillies
Veterans Stadium, Philadelphia, PA
Sat Apr 12 1986, 3:33 AM EST
Att. 22,737 - Unknown

AB: 56
R: 8
H: 19
RBI: 8
BB: 7
SO: 7
LOB: 31

New York Mets @ Philadelphia Phillies
Veterans Stadium, Philadelphia, PA
Sat Apr 12 1986, 3:33 AM EST
Att. 22,737 - Unknown

AB: 55
R: 9
H: 17
RBI: 9
BB: 14
SO: 8
LOB: 42

Batter	1	2	3	4	5	6	7	8	9	AB	R	H	RBI	BB	SO	LOB	TOP		
Lenny Dykstra, L (1, 8) OBP: 0.450, SLG: 0.353										4	0	1	0	0	1	0	New York Mets @ Philadelphia Phillies Veterans Stadium, Philadelphia, PA Sun Apr 13 1986, 3:33 AM EST Att: 27,691 - Unknown		
Tim Lincecum, R (1, 4) OBP: 0.333, SLG: 0.364										4	0	1	0	0	0	1			
Keith Hernandez, L (1, 3) OBP: 0.455, SLG: 0.526										3	1	3	0	1	0	0			
Gary Carter, R (1, 2) OBP: 0.350, SLG: 0.556										4	0	1	1	0	0	4			
Darryl Strawberry, L (1, 9) OBP: 0.350, SLG: 0.313										4	0	1	0	0	0	1			
George Foster, R (1, 7) OBP: 0.333, SLG: 0.400										4	0	1	0	0	0	2			
Ray Knight, R (1, 5) OBP: 0.556, SLG: 1.333										4	1	2	1	0	0	0			
Rafael Santana, R (1, 6) OBP: 0.156, SLG: 0.118										4	0	0	0	0	0	2			
Rick Aguilera, R (1, 1)										2	0	0	0	0	0	0			
Kevin Mitchell, R (7, PH)										1	0	0	0	0	0	2			
Bob Ojeda, L (7, 1)										0	0	0	0	0	0	0			
Wally Backman, S (9, PH) OBP: 0.385, SLG: 0.273										1	0	0	0	0	0	0			
Inning Stats	R: 0 E: 0 K: 1 S: 5	H: 1 LOB: 1 BB: 1 P: 9	R: 0 E: 0 K: 0 S: 3	H: 0 LOB: 0 BB: 0 P: 3	R: 0 E: 0 K: 0 S: 3	H: 0 LOB: 0 BB: 0 P: 3	R: 0 E: 0 K: 0 S: 5	H: 2 LOB: 2 BB: 0 P: 5	R: 0 E: 0 K: 0 S: 4	H: 0 LOB: 0 BB: 0 P: 3	R: 0 E: 0 K: 0 S: 5	H: 2 LOB: 1 BB: 0 P: 4	R: 0 E: 0 K: 0 S: 5	H: 2 LOB: 1 BB: 0 P: 5	R: 1 E: 0 K: 0 S: 4	H: 1 LOB: 0 BB: 0 P: 4	1B: 7 2B: 2 3B: 0 HR: 1	SF: 0 SAC: 0 DP: 1 HBP: 0	WP: 0 PA: 36 CS: 1
PITCHER Shane Rawley, L (1, 1) ERA: 1.5	IP: 9.0 WLS: W BF: 36 H: 10 R: 2 ER: 2 SO: 1 BB: 1 IBB: 0 HBP: 0 BLK: 0 WP: 0 HR: 1 S: 37 P: 41 ERA: 2.00 WHIP: 1.222															PITCHER			

Batter	1	2	3	4	5	6	7	8	9	AB	R	H	RBI	BB	SO	LOB	BOTTOM		
Gary Redus, R (1, 7) OBP: 0.429, SLG: 0.522										3	1	1	1	1	0	0	New York Mets @ Philadelphia Phillies Veterans Stadium, Philadelphia, PA Sun Apr 13 1986, 3:33 AM EST Att: 27,691 - Unknown		
Milt Thompson, L (1, 8) OBP: 0.095, SLG: 0.095										4	0	0	0	0	3	2			
Von Hayes, L (1, 3) OBP: 0.391, SLG: 0.550										3	1	1	0	1	0	0			
Mike Schmidt, R (1, 5) OBP: 0.462, SLG: 0.545										4	0	1	0	0	1	2			
Glenn Wilson, R (1, 9) OBP: 0.346, SLG: 0.263										3	1	1	1	1	0	1			
Darren Daulton, L (1, 2) OBP: 0.417, SLG: 0.889										3	1	1	2	0	0	1			
Luis Aguayo, R (1, 4) OBP: 0.200, SLG: 0.111										3	0	0	0	0	0	0			
Steve Jeltz, S (1, 6) OBP: 0.478, SLG: 0.444										3	0	1	0	0	1	0			
Shane Rawley, R (1, 1)										2	0	0	0	0	1	0			
Inning Stats	R: 0 E: 0 K: 2 S: 7	H: 0 LOB: 1 BB: 1 P: 11	R: 0 E: 0 K: 0 S: 3	H: 0 LOB: 0 BB: 0 P: 3	R: 1 E: 0 K: 2 S: 8	H: 1 LOB: 0 BB: 0 P: 8	R: 2 E: 0 K: 0 S: 4	H: 1 LOB: 0 BB: 1 P: 8	R: 0 E: 0 K: 1 S: 5	H: 0 LOB: 0 BB: 0 P: 5	R: 1 E: 0 K: 1 S: 7	H: 2 LOB: 1 BB: 0 P: 7	R: 0 E: 0 K: 0 S: 4	H: 1 LOB: 2 BB: 1 P: 8	R: 0 E: 0 K: 0 S: 3	H: 1 LOB: 0 BB: 0 P: 3		1B: 3 2B: 1 3B: 0 HR: 2	SF: 0 SAC: 1 DP: 1 HBP: 0
PITCHER Rick Aguilera, R (1, 1) ERA: 6.0	IP: 6.0 WLS: L BF: 24 H: 4 R: 4 ER: 4 SO: 6 BB: 2 IBB: 0 HBP: 0 BLK: 0 WP: 0 HR: 2 S: 34 P: 42 ERA: 6.00 WHIP: 1.000															PITCHER			
Bob Ojeda, L (7, 1) ERA: 1.69	IP: 2.0 WLS: L BF: 8 H: 2 R: 0 ER: 0 SO: 0 BB: 0 IBB: 1 HBP: 0 BLK: 0 WP: 0 HR: 0 S: 7 P: 11 ERA: 0.00 WHIP: 1.000															PITCHER			

Batter	1	2	3	4	5	6	7	8	9	10	11	12	13	AB R H RBI BB SO LOB	TOP							
Vince Coleman, S OBP: 0.367, SLG: 0.385 (1, 7)	F8		F8			1B 3B		F6		5-3		K	F8	7 1 1 0 0 1 7	St. Louis Cardinals @ New York Mets Shea Stadium, Flushing, NY Mon Apr 14 1986 3:33 AM EST Att. 47,752 - Unknown							
Wille McGee, S OBP: 0.172, SLG: 0.259 (1, 8)	G3			K		E S 1B		SF7			K		BB SH E 1B	5 1 2 2 0 2 0								
Tom Herr, S OBP: 0.296, SLG: 0.095 (1, 4)	4-1			6-3		F7		F7			6-3		SH BB E	5 1 0 0 0 0 2								
Jack Clark, R OBP: 0.464, SLG: 0.545 (1, 3)		K		6-3		F3				F6			1B E FC4-2 BB	5 0 1 0 1 1 1								
Andy Van Slyke, L OBP: 0.389, SLG: 0.287 Tito Landrum, R OBP: 0.400, SLG: 0.667 (11, PH) (11, 9)		K				F9 6-3 BB		F4					E5 FC4-2 1B 2B	3 0 1 0 1 1 0 2 1 0 0 0 1 2								
Terry Pendleton, S OBP: 0.240, SLG: 0.217 (1, 5)		F7				6-3		F8			K		FC3-5 BB 2B 1B	5 1 1 0 1 1 2								
Mike Heath, R OBP: 0.208, SLG: 0.050 (1, 2)				K		F9		K			4-3		FC4-2 2B 1B	5 0 0 0 1 2 5								
Ozzie Smith, S OBP: 0.500, SLG: 0.524 (1, 6)						K					4-3		FC3-5 BB 2B	6 1 3 2 0 1 3								
Ricky Horton, L Clint Hurdle, L Tom Lawless, R Ken Davley, L Todd Worrell, R Jerry White, S Pat Perry, L (8, PH) (8, PR) (8, 1) (8, 1) (12, PH) (12, 1)				5-3		F8		SF7 1B			K		F6 K	2 0 0 0 0 0 1 1 0 1 0 0 0 0 0 0 0 0 0 0 0 0 0 0 0 0 0 0 1 0 0 0 0 1 0 1 0 0 0 0 1 2								
Inning Stats	R: 0 E: 0 K: 0 S: 3	H: 0 LOB: 0 BB: 0 P: 3	R: 0 E: 0 K: 2 S: 7	H: 0 LOB: 0 BB: 0 P: 7	R: 0 E: 0 K: 1 S: 6	H: 1 LOB: 1 BB: 0 P: 6	R: 0 E: 0 K: 1 S: 5	H: 0 LOB: 0 BB: 0 P: 5	R: 0 E: 0 K: 1 S: 5	H: 0 LOB: 0 BB: 0 P: 5	R: 0 E: 0 K: 1 S: 6	H: 1 LOB: 1 BB: 0 P: 6	R: 0 E: 0 K: 2 S: 8	H: 0 LOB: 2 BB: 2 P: 13		R: 4 E: 1 K: 1 S: 10	H: 3 LOB: 2 BB: 1 P: 14	1B: 6 2B: 3 3B: 1 HR: 0	SF: 1 SAC: 1 DP: 0 HBP: 0	W/P: 0 PB: 0 SB: 2 CS: 0	PA: 55	
PITCHER	IP WLS BF H R ER SO BB IBB HBP BLK WP HR S P ERA WHIP																					
Dwight Gooden, R ERA: 2.12 Roger McDowell, R ERA: 4.15 Jesse Orosco, L ERA: Randy Niemann, L ERA: 18.0 Bruce Berenyi, R ERA: 4.5	8.0 2.0 2.0 0.0 1.0	WLS 30 9 7 2	BF 30 7 9 2	H 5 1 0 2	R 2 0 0 2	ER 2 0 0 2	SO 6 2 0 0	BB 1 0 0 0	IBB 0 0 0 0	HBP 0 0 0 0	BLK 0 0 0 0	WP 0 0 0 0	HR 0 0 0 0	S 41 11 13 2		P 45 11 21 2	ERA 2.25 0.00 0.00 ∞	WHIP 0.750 0.500 1.500 ∞				

Batter	1	2	3	4	5	6	7	8	9	10	11	12	13	AB R H RBI BB SO LOB	BOTTOM										
Lenny Dykstra, L OBP: 0.423, SLG: 0.318 (1, 8)	F9		SF9 BB		4-3			1-3				F8		5 0 1 0 1 0 1	St. Louis Cardinals @ New York Mets Shea Stadium, Flushing, NY Mon Apr 14 1986 3:33 AM EST Att. 47,752 - Unknown										
Tim Lincecum, R OBP: 0.276, SLG: 0.267 (1, 4) (10, 3)	K		SF9					F9		FC6-4 BB		K		4 0 0 1 1 2 1											
Keith Hernandez, L OBP: 0.420, SLG: 0.478 Wally Backman, S OBP: 0.333, SLG: 0.231 (1, 3) (9, PR) (10, 4)	4-3		4-3					G6-4-3 1B		FC6-4 S 1B		F3		4 0 1 0 0 0 3 2 1 0 0 0 0 0											
Gary Carter, R OBP: 0.385, SLG: 0.500 (1, 2)		F9						G6-4-3 1B		1B BB				4 0 1 0 2 0 1											
Darryl Strawberry, L OBP: 0.320, SLG: 0.286 (1, 9)		G3						FC5-4 1B		1-2 BB		F7		5 0 1 1 0 1 2											
George Foster, R OBP: 0.300, SLG: 0.316 (1, 7)		F8						K		1-3 2H 1B				4 0 0 0 1 0 3											
Ray Knight, R OBP: 0.500, SLG: 1.091 Howard Johnson, S OBP: 0.364, SLG: 0.400 (1, 5) (9, PH) (10, 5)								G6-4-3 BB		F4		F2		4 0 0 0 1 0 3											
Rafael Santana, R OBP: 0.167, SLG: 0.095 (1, 6)								K		F6		F9		2 1 0 0 1 1 2 2 0 0 0 0 0 2											
Dwight Gooden, R Kevin Mitchell, R Roger McDowell, R Danny Heep, L Jesse Orosco, R Rick Aquilino, R Randy Niemann, L Bruce Berenyi, R (1, 1) (8, PH) (8, 1) (8, 1) (8, 1) (11, PH) (12, PH) (12, 1) (12, 1)								SH1-3 BB SF9 BB		1-2 BB		5-3		1 0 0 0 0 0 0 1 0 0 0 0 0 1 0 0 0 0 0 0 0 1 0 0 0 0 0 1 0 0 0 0 0 0 0 0 0 0 0 0 1 0 0 0 0 0 0 0 0											
Inning Stats	R: 0 E: 0 K: 1 S: 5	H: 0 LOB: 0 BB: 0 P: 5	R: 0 E: 0 K: 0 S: 3	H: 0 LOB: 0 BB: 0 P: 3	R: 1 E: 0 K: 0 S: 3	H: 1 LOB: 1 BB: 1 P: 7	R: 0 E: 0 K: 0 S: 3	H: 0 LOB: 0 BB: 0 P: 3	R: 0 E: 0 K: 2 S: 7	H: 0 LOB: 0 BB: 0 P: 7	R: 0 E: 0 K: 1 S: 5	H: 0 LOB: 0 BB: 0 P: 5	R: 1 E: 0 K: 0 S: 4	H: 1 LOB: 2 BB: 1 P: 12		R: 0 E: 0 K: 2 S: 8	H: 1 LOB: 1 BB: 1 P: 8	R: 0 E: 0 K: 1 S: 5	H: 0 LOB: 1 BB: 1 P: 9	R: 0 E: 0 K: 0 S: 3	H: 0 LOB: 0 BB: 0 P: 3	1B: 4 2B: 0 3B: 0 HR: 0	SF: 1 SAC: 1 DP: 2 HBP: 0	W/P: 1 PB: 0 SB: 2 CS: 0	PA: 49
PITCHER	IP WLS BF H R ER SO BB IBB HBP BLK WP HR S P ERA WHIP																								
Ricky Horton, L ERA: 1.29 Ken Davley, L ERA: 7.71 Todd Worrell, R ERA: Pat Perry, L ERA:	7.0 1.1 2.2 2.0	WLS 25 5 2	BF 25 5 2	H 2 0 0	R 1 0 0	ER 1 0 0	SO 3 1 2	BB 4 1 0	IBB 0 0 0	HBP 0 0 0	BLK 0 0 0	WP 0 0 0	HR 0 6 14	S 27 6 22		P 43 10 10	ERA 1.29 6.75 0.00	WHIP 0.857 0.750 1.500							



Batter	1	2	3	4	5	6	7	8	9	AB	R	H	RBI	BB	SO	LOB	TOP								
Gary Redus, R OBP: 0.405, SLG: 0.500 (1, 7)										4	0	1	0	0	1	0	Philadelphia Phillies @ New York Mets Shea Stadium, Flushing, NY Fri Apr 18 1986, 6:05 PM EST Att: 26,906 - Unknown								
Milt Thompson, L OBP: 0.167, SLG: 0.276 (1, 8)										4	1	1	1	0	2	1									
Von Hayes, L OBP: 0.281, SLG: 0.379 (1, 3)										4	0	0	0	0	0	1									
Mike Schmidt, R OBP: 0.429, SLG: 0.567 (1, 5)										4	1	2	1	0	0	0									
Glenn Wilson, R OBP: 0.324, SLG: 0.231 (1, 9)										3	0	0	0	0	1	0									
John Russell, R OBP: 0.444, SLG: 0.563 (1, 2)										3	0	0	0	1	2	2									
Luis Aguayo, R OBP: 0.125, SLG: 0.067 Joe Lefebvre, L (7, PH) Greg Legg, R (7, 4)										2	0	0	0	0	0	1									
Steve Jeltz, S OBP: 0.433, SLG: 0.400 (1, 6)										1	0	0	0	0	2	0									
Steve Carlton, L (1, 1) Kent Tekulve, R (7, 1) Gary Maddox, R (8, PH) Don Carman, L (8, 1)										3	0	1	0	0	1	2									
										2	0	0	0	0	0	1									
										0	0	0	0	0	0	0									
										1	0	0	0	1	0	0									
										0	0	0	0	0	0	0									
Inning Stats	R: 2 E: 0 K: 1 S: 7	H: 2 LOB: 0 BB: 0 P: 7	R: 0 E: 0 K: 1 S: 4	H: 0 LOB: 0 BB: 1 P: 8	R: 0 E: 0 K: 1 S: 5	H: 0 LOB: 0 BB: 0 P: 5	R: 0 E: 0 K: 0 S: 3	H: 0 LOB: 0 BB: 0 P: 3	R: 0 E: 0 K: 0 S: 4	H: 1 LOB: 1 BB: 0 P: 4	R: 0 E: 0 K: 0 S: 3	H: 0 LOB: 0 BB: 0 P: 3	R: 0 E: 0 K: 1 S: 6	H: 1 LOB: 2 BB: 0 P: 7	R: 0 E: 0 K: 2 S: 8	H: 1 LOB: 1 BB: 0 P: 8	R: 0 E: 0 K: 2 S: 7	H: 0 LOB: 0 BB: 0 P: 7	1B: 3 2B: 0 3B: 0 HR: 2	SF: 0 SAC: 0 DP: 1 HBP: 1	WP: 1 PB: 0 SB: 0 CS: 1	PA: 33			
PITCHER	IP WLS BF H R ER SO BB IBB HBP BLK WP HR S P ERA WHIP	IP WLS BF H R ER SO BB IBB HBP BLK WP HR S P ERA WHIP	IP WLS BF H R ER SO BB IBB HBP BLK WP HR S P ERA WHIP	IP WLS BF H R ER SO BB IBB HBP BLK WP HR S P ERA WHIP	IP WLS BF H R ER SO BB IBB HBP BLK WP HR S P ERA WHIP	IP WLS BF H R ER SO BB IBB HBP BLK WP HR S P ERA WHIP	IP WLS BF H R ER SO BB IBB HBP BLK WP HR S P ERA WHIP	IP WLS BF H R ER SO BB IBB HBP BLK WP HR S P ERA WHIP	IP WLS BF H R ER SO BB IBB HBP BLK WP HR S P ERA WHIP	IP WLS BF H R ER SO BB IBB HBP BLK WP HR S P ERA WHIP	IP WLS BF H R ER SO BB IBB HBP BLK WP HR S P ERA WHIP	IP WLS BF H R ER SO BB IBB HBP BLK WP HR S P ERA WHIP	IP WLS BF H R ER SO BB IBB HBP BLK WP HR S P ERA WHIP	IP WLS BF H R ER SO BB IBB HBP BLK WP HR S P ERA WHIP	IP WLS BF H R ER SO BB IBB HBP BLK WP HR S P ERA WHIP	IP WLS BF H R ER SO BB IBB HBP BLK WP HR S P ERA WHIP	IP WLS BF H R ER SO BB IBB HBP BLK WP HR S P ERA WHIP	IP WLS BF H R ER SO BB IBB HBP BLK WP HR S P ERA WHIP	IP WLS BF H R ER SO BB IBB HBP BLK WP HR S P ERA WHIP	IP WLS BF H R ER SO BB IBB HBP BLK WP HR S P ERA WHIP	IP WLS BF H R ER SO BB IBB HBP BLK WP HR S P ERA WHIP	IP WLS BF H R ER SO BB IBB HBP BLK WP HR S P ERA WHIP	IP WLS BF H R ER SO BB IBB HBP BLK WP HR S P ERA WHIP	IP WLS BF H R ER SO BB IBB HBP BLK WP HR S P ERA WHIP	IP WLS BF H R ER SO BB IBB HBP BLK WP HR S P ERA WHIP

AB	31
R	2
H	5
RBI	2
BB	1
SO	8
LOB	10



Batter	1	2	3	4	5	6	7	8	9	AB	R	H	RBI	BB	SO	LOB	BOTTOM								
Lenny Dykstra, L OBP: 0.387, SLG: 0.296 (1, 8)										5	1	1	0	0	2	0	Philadelphia Phillies @ New York Mets Shea Stadium, Flushing, NY Fri Apr 18 1986, 6:05 PM EST Att: 26,906 - Unknown								
Tim Lincecum, R OBP: 0.227, SLG: 0.211 (1, 4)										4	0	0	0	0	4	1									
Keith Hernandez, L OBP: 0.433, SLG: 0.462 (1, 3)										3	2	1	0	1	0	0									
Gary Carter, R OBP: 0.400, SLG: 0.480 (1, 2)										3	2	1	0	1	0	0									
Darryl Strawberry, L OBP: 0.414, SLG: 0.318 (1, 9)										1	0	1	1	3	0	0									
George Foster, R OBP: 0.333, SLG: 0.318 (1, 7)										3	0	1	2	1	1	4									
Ray Knight, R OBP: 0.438, SLG: 0.867 Jesse Orosco, R (8, 1)										4	0	1	2	0	1	5									
Rafael Santana, R OBP: 0.214, SLG: 0.087 (1, 6)										2	0	0	0	2	1	0									
Ron Darling, R (1, 1) Howard Johnson, S (8, 5)										3	0	0	0	0	2	5									
										1	0	0	0	0	1	0									
Inning Stats	R: 3 E: 0 K: 3 S: 11	H: 2 LOB: 3 BB: 4 P: 27	R: 0 E: 0 K: 2 S: 7	H: 0 LOB: 0 BB: 0 P: 7	R: 0 E: 0 K: 0 S: 3	H: 1 LOB: 1 BB: 1 P: 7	R: 0 E: 0 K: 2 S: 7	H: 0 LOB: 0 BB: 0 P: 7	R: 0 E: 0 K: 1 S: 5	H: 0 LOB: 0 BB: 0 P: 5	R: 0 E: 0 K: 1 S: 5	H: 0 LOB: 0 BB: 0 P: 5	R: 2 E: 0 K: 1 S: 8	H: 3 LOB: 2 BB: 1 P: 12	R: 0 E: 0 K: 2 S: 7	H: 0 LOB: 0 BB: 0 P: 7	R: 0 E: 0 K: 2 S: 7	H: 0 LOB: 0 BB: 0 P: 7	1B: 6 2B: 0 3B: 0 HR: 0	SF: 0 SAC: 0 DP: 1 HBP: 0	WP: 1 PB: 1 SB: 0 CS: 1	PA: 37			
PITCHER	IP WLS BF H R ER SO BB IBB HBP BLK WP HR S P ERA WHIP	IP WLS BF H R ER SO BB IBB HBP BLK WP HR S P ERA WHIP	IP WLS BF H R ER SO BB IBB HBP BLK WP HR S P ERA WHIP	IP WLS BF H R ER SO BB IBB HBP BLK WP HR S P ERA WHIP	IP WLS BF H R ER SO BB IBB HBP BLK WP HR S P ERA WHIP	IP WLS BF H R ER SO BB IBB HBP BLK WP HR S P ERA WHIP	IP WLS BF H R ER SO BB IBB HBP BLK WP HR S P ERA WHIP	IP WLS BF H R ER SO BB IBB HBP BLK WP HR S P ERA WHIP	IP WLS BF H R ER SO BB IBB HBP BLK WP HR S P ERA WHIP	IP WLS BF H R ER SO BB IBB HBP BLK WP HR S P ERA WHIP	IP WLS BF H R ER SO BB IBB HBP BLK WP HR S P ERA WHIP	IP WLS BF H R ER SO BB IBB HBP BLK WP HR S P ERA WHIP	IP WLS BF H R ER SO BB IBB HBP BLK WP HR S P ERA WHIP	IP WLS BF H R ER SO BB IBB HBP BLK WP HR S P ERA WHIP	IP WLS BF H R ER SO BB IBB HBP BLK WP HR S P ERA WHIP	IP WLS BF H R ER SO BB IBB HBP BLK WP HR S P ERA WHIP	IP WLS BF H R ER SO BB IBB HBP BLK WP HR S P ERA WHIP	IP WLS BF H R ER SO BB IBB HBP BLK WP HR S P ERA WHIP	IP WLS BF H R ER SO BB IBB HBP BLK WP HR S P ERA WHIP	IP WLS BF H R ER SO BB IBB HBP BLK WP HR S P ERA WHIP	IP WLS BF H R ER SO BB IBB HBP BLK WP HR S P ERA WHIP	IP WLS BF H R ER SO BB IBB HBP BLK WP HR S P ERA WHIP	IP WLS BF H R ER SO BB IBB HBP BLK WP HR S P ERA WHIP	IP WLS BF H R ER SO BB IBB HBP BLK WP HR S P ERA WHIP	IP WLS BF H R ER SO BB IBB HBP BLK WP HR S P ERA WHIP

AB	29
R	5
H	6
RBI	5
BB	8
SO	12
LOB	15



Batter	1	2	3	4	5	6	7	8	9	AB	R	H	RBI	BB	SO	LOB	TOP					
Gary Redus, R OBP: 0.390, SLG: 0.500 (1, 7)										4	1	1	0	0	1	2						
Milt Thompson, L OBP: 0.176, SLG: 0.273 (1, 8)										4	1	1	0	0	1	1						
Von Hayes, L OBP: 0.278, SLG: 0.364 (1, 3)										4	0	1	1	0	2	2						
Mike Schmidt, R OBP: 0.410, SLG: 0.529 (1, 5)										4	0	1	0	0	0	2						
Glenn Wilson, R OBP: 0.316, SLG: 0.233 (1, 9)										4	0	1	1	0	1	2						
Darren Daulton, L OBP: 0.400, SLG: 0.688 (1, 2)										4	0	0	0	0	1	2						
Luis Aguayo, R OBP: 0.156, SLG: 0.167 Greg Gross, L (9, PH)										3	0	1	0	0	0	0						
Steve Jeltz, S OBP: 0.412, SLG: 0.357 (1, 6)										3	0	0	0	1	2	1						
Shane Rawley, R Steve Bedrosian, R Joe Lefebvre, L (9, PH)										2	0	0	0	0	1	0						
Inning Stats	R: 1 E: 0 K: 3 S: 12	H: 3 LOB: 2 BB: 0 P: 12	R: 0 E: 0 K: 2 S: 7	H: 0 LOB: 0 BB: 0 P: 7	R: 0 E: 0 K: 1 S: 5	H: 0 LOB: 0 BB: 0 P: 5	R: 0 E: 0 K: 0 S: 3	H: 0 LOB: 0 BB: 0 P: 3	R: 0 E: 0 K: 0 S: 3	H: 0 LOB: 0 BB: 0 P: 3	R: 1 E: 1 K: 1 S: 7	H: 1 LOB: 1 BB: 0 P: 7	R: 0 E: 0 K: 1 S: 6	H: 1 LOB: 2 BB: 1 P: 10	R: 0 E: 0 K: 0 S: 4	H: 1 LOB: 1 BB: 0 P: 4	R: 0 E: 0 K: 2 S: 7	H: 0 LOB: 1 BB: 1 P: 11	1B: 4 2B: 2 3B: 0 HR: 0	SF: 0 SAC: 1 DP: 0 HBP: 0	WP: 0 PB: 0 SB: 3 CS: 0	PA: 36
PITCHER Dwight Gooden, R ERA: 1.73 (1, 1)	IP: 9.0 WLS: W BF: 36 H: 6 R: 2 ER: 1 SO: 10 BB: 2 IBB: 0 HBP: 0 BLK: 0 WP: 0 HR: 0 S: 54 P: 62 ERA: 1.00 WHIP: 0.889															PITCHER						

Philadelphia Phillies @ New York Mets
Shea Stadium, Flushing, NY
Sat Apr 19 1986, 3:33 AM EST
Att: 38,333 - Unknown

AB	33
R	2
H	6
RBI	2
BB	2
SO	10
LOB	13



Batter	1	2	3	4	5	6	7	8	9	AB	R	H	RBI	BB	SO	LOB	BOTTOM	
Kevin Mitchell, R OBP: 0.333, SLG: 0.500 (9, 7)										4	1	2	1	0	0	0		
Tim Lincecum, R OBP: 0.192, SLG: 0.174 (1, 4)										4	0	0	0	0	0	2		
Keith Hernandez, L OBP: 0.412, SLG: 0.433 (1, 3)										4	0	1	0	0	0	1		
Gary Carter, R OBP: 0.412, SLG: 0.464 (9, 2)										3	1	1	1	1	0	1		
Darryl Strawberry, L OBP: 0.394, SLG: 0.280 (1, 9)										3	0	0	0	1	1	1		
Ray Knight, R OBP: 0.450, SLG: 0.789 (1, 5)										4	0	2	0	0	0	3		
Barry Lyons, R Lenny Dykstra, L OBP: 0.387, SLG: 0.296 (9, 8)										3	0	0	1	0	1	2		
Rafael Santana, R OBP: 0.194, SLG: 0.077 (1, 6)										3	0	0	0	0	0	2		
Dwight Gooden, R OBP: 0.250, SLG: 0.250 (1, 1)										3	1	1	0	0	0	0		
Inning Stats	R: 0 E: 0 K: 0 S: 3	H: 0 LOB: 0 BB: 0 P: 3	R: 0 E: 0 K: 1 S: 5	H: 0 LOB: 0 BB: 0 P: 5	R: 0 E: 0 K: 0 S: 3	H: 0 LOB: 0 BB: 0 P: 3	R: 1 E: 0 K: 0 S: 4	H: 1 LOB: 1 BB: 1 P: 8	R: 1 E: 0 K: 0 S: 5	H: 2 LOB: 1 BB: 0 P: 5	R: 0 E: 0 K: 1 S: 6	H: 1 LOB: 1 BB: 0 P: 6	R: 1 E: 0 K: 0 S: 6	H: 3 LOB: 3 BB: 1 P: 10	1B: 6 2B: 1 3B: 0 HR: 0	SF: 0 SAC: 0 DP: 0 HBP: 0	WP: 0 PB: 0 SB: 0 CS: 0	PA: 33
PITCHER Shane Rawley, L ERA: 2.1 Steve Bedrosian, R ERA: 6.31 (8, 1)	IP: 0.1 WLS: L BF: 3 H: 1 R: 0 ER: 0 SO: 0 BB: 1 IBB: 0 HBP: 0 BLK: 0 WP: 0 HR: 0 S: 2 P: 6 ERA: 0.00 WHIP: 6.000															PITCHER		

Philadelphia Phillies @ New York Mets
Shea Stadium, Flushing, NY
Sat Apr 19 1986, 3:33 AM EST
Att: 38,333 - Unknown

AB	31
R	3
H	7
RBI	3
BB	2
SO	2
LOB	12



Batter	1	2	3	4	5	6	7	8	9	AB	R	H	RBI	BB	SO	LOB	TOP			
Gary Redus, R OBP: 0.378, SLG: 0.475 (1, 7)										4	0	1	0	0	2	0	Philadelphia Phillies @ New York Mets Shea Stadium, Flushing, NY Sun Apr 20 1986, 3:33 AM EST Att: 41,848 - Unknown livebaseballscores.com AB 27 R 0 H 2 RBI 0 BB 3 SO 8 LOB 8 			
Luis Aquayo, R OBP: 0.130, SLG: 0.136 (1, 4) (5, 6)										4	0	0	0	0	1	1				
Rick Schu, R (1, 5)										4	0	0	0	0	1	0				
Mike Schmidt, R OBP: 0.405, SLG: 0.514 (1, 3)										3	0	1	0	0	0	0				
Glenn Wilson, R OBP: 0.293, SLG: 0.212 (1, 9)										3	0	0	0	0	0	1				
John Russell, R OBP: 0.429, SLG: 0.500 (1, 2)										2	0	0	0	1	2	1				
Garry Maddox, R OBP: 0.556, SLG: 0.429 (1, 8)										1	0	0	0	2	0	0				
Steve Jeltz, S OBP: 0.389, SLG: 0.333 Dave Rucker, L (5, 1) Larry Andersen, R (7, 1) Greg Gross, L (8, PH) Dave Stewart, R (8, 1)										2	0	0	0	0	1	2				
Kevin Gross, R OBP: 0.200, SLG: 0.200 Greg Legg, R (5, 4)										0	0	0	0	0	0	0				
Inning Stats	R: 0 E: 0 K: 0 S: 3	H: 1 LOB: 0 BB: 0 P: 3	R: 0 E: 0 K: 1 S: 5	H: 0 LOB: 0 BB: 0 P: 5	R: 0 E: 0 K: 0 S: 3	H: 0 LOB: 0 BB: 0 P: 3	R: 0 E: 0 K: 1 S: 5	H: 0 LOB: 0 BB: 0 P: 5	R: 0 E: 0 K: 1 S: 8	H: 1 LOB: 2 BB: 1 P: 12	R: 0 E: 0 K: 0 S: 3	H: 0 LOB: 0 BB: 0 P: 3	R: 0 E: 0 K: 1 S: 4	H: 0 LOB: 1 BB: 2 P: 12	R: 0 E: 0 K: 2 S: 7	H: 0 LOB: 0 BB: 0 P: 7		1B: 2 2B: 0 3B: 0 HR: 0	SF: 0 SAC: 0 DP: 1 HBP: 0	WP: 0 PB: 0 SB: 0 CS: 1
PITCHER	IP WLS BF H R ER SO BB IBB HBP BLK WP HR S P ERA WHIP	8.0 W 27 2 0 0 6 3 0 0 0 0 0 0 36 48 0.00 0.625	1.0 3 0 0 0 2 0 0 0 0 0 0 0 7 7 0.00 0.000	PITCHER																

Batter	1	2	3	4	5	6	7	8	9	AB	R	H	RBI	BB	SO	LOB	BOTTOM			
Lenny Dykstra, L OBP: 0.389, SLG: 0.313 (1, 8)										5	2	2	0	0	0	4	Philadelphia Phillies @ New York Mets Shea Stadium, Flushing, NY Sun Apr 20 1986, 3:33 AM EST Att: 41,848 - Unknown livebaseballscores.com AB 35 R 8 H 15 RBI 7 BB 4 SO 6 LOB 16 			
Wally Backman, S OBP: 0.421, SLG: 0.529 (1, 4)										4	1	3	0	0	0	1				
Keith Hernandez, L OBP: 0.436, SLG: 0.424 (1, 3)										3	1	1	1	2	2	2				
Darryl Strawberry, L OBP: 0.395, SLG: 0.310 (1, 9)										4	1	2	2	0	1	3				
Gary Carter, R OBP: 0.410, SLG: 0.485 (1, 2)										5	1	2	1	0	0	3				
Danny Heep, L OBP: 0.400, SLG: 0.889 (1, 7)										4	1	1	3	0	1	1				
Howard Johnson, S OBP: 0.375, SLG: 0.357 (1, 5)										3	0	1	0	1	1	0				
Rafael Santana, R OBP: 0.200, SLG: 0.100 (1, 6)										4	0	1	0	0	1	2				
Sid Fernandez, L OBP: 0.667, SLG: 0.600 Roger McDowell, R (9, 1)										3	1	2	0	1	0	0				
Inning Stats	R: 4 E: 0 K: 1 S: 9	H: 5 LOB: 1 BB: 1 P: 13	R: 0 E: 0 K: 0 S: 4	H: 1 LOB: 2 BB: 1 P: 8	R: 0 E: 0 K: 0 S: 3	H: 0 LOB: 1 BB: 1 P: 7	R: 1 E: 0 K: 0 S: 5	H: 3 LOB: 2 BB: 1 P: 9	R: 0 E: 0 K: 0 S: 3	H: 0 LOB: 0 BB: 0 P: 3	R: 3 E: 1 K: 2 S: 11	H: 3 LOB: 1 BB: 0 P: 11	R: 0 E: 0 K: 1 S: 6	H: 2 LOB: 1 BB: 0 P: 6	R: 0 E: 0 K: 2 S: 8	H: 1 LOB: 1 BB: 0 P: 8		1B: 11 2B: 2 3B: 1 HR: 1	SF: 1 SAC: 1 DP: 2 HBP: 0	WP: 0 PB: 1 SB: 3 CS: 1
PITCHER	IP WLS BF H R ER SO BB IBB HBP BLK WP HR S P ERA WHIP	4.0 L 23 3 3 0 2 0 0 0 0 0 0 14 14 0.00 1.500	2.0 10 3 3 0 2 0 0 0 0 0 0 6 6 0.00 2.000	1.0 4 2 0 0 1 0 0 0 0 0 0 8 8 0.00 1.000	PITCHER															

Batter	1	2	3	4	5	6	7	8	9	AB	R	H	RBI	BB	SO	LOB	TOP																		
R.J. Reynolds, S OBP: 0.413, SLG: 0.651 (1.7)			4-3				1-3		4-3	5	1	2	0	0	0	1																			
Joe Orsulak, L OBP: 0.341, SLG: 0.474 Jim Winn, R (1.8)			K				4-3			5	0	1	1	0	1	2																			
Johnny Ray, S OBP: 0.523, SLG: 0.675 (1.4)								4-3		5	1	3	1	0	1	1																			
Sid Bream, L OBP: 0.324, SLG: 0.481 (1.3)										4	0	1	0	0	1	2																			
Mike Brown, R OBP: 0.375, SLG: 0.586 (1.9)	K									3	1	1	2	1	1	1																			
Tony Peña, R OBP: 0.293, SLG: 0.243 (1.2)			K							3	0	1	0	1	1	0																			
Jim Morrison, R Cecilio Guante, R Pat Clements, R Steve Kemp, L Sam Khalifa, R Lee Mazzilli, S Rafael Belliard, R Larry McWilliams, L Bill Almon, R										4	1	1	1	0	1	3	AB 35																		
										0	0	0	0	0	0	0	R 5																		
										0	0	0	0	0	0	0	H 10																		
										0	0	0	0	0	0	0	RBI 5																		
										3	0	0	0	0	2	1	BB 3																		
										0	1	0	0	1	0	0	SO 9																		
										0	0	0	0	0	0	0	LOB 11																		
										3	0	0	0	0	1	0																			
										0	0	0	0	0	0	0																			
Inning Stats	R: 1 E: 0 K: 1 S: 7	H: 2 LOB: 1 BB: 0 P: 7	R: 1 E: 0 K: 2 S: 8	H: 1 LOB: 0 BB: 0 P: 8	R: 0 E: 0 K: 1 S: 6	H: 2 LOB: 2 BB: 0 P: 6	R: 0 E: 0 K: 0 S: 3	H: 0 LOB: 0 BB: 0 P: 3	R: 0 E: 0 K: 1 S: 6	H: 1 LOB: 1 BB: 0 P: 6	R: 2 E: 0 K: 1 S: 8	H: 3 LOB: 1 BB: 0 P: 8	R: 0 E: 0 K: 1 S: 5	H: 0 LOB: 2 BB: 2 P: 13	R: 0 E: 0 K: 1 S: 6	H: 1 LOB: 1 BB: 1 P: 10	1B: 4 2B: 4 3B: 0 HR: 2	SF: 0 SAC: 1 DP: 0 HBP: 0	WP: 0 PB: 0 SB: 1 CS: 0	PA: 39															
PITCHER	IP WLS BF H R ER SO BB IBB HBP BLK WP HR S P ERA WHIP																																		
Rick Aguilera, R ERA: 6.0	6.0	26	9	4	4	6	0	0	0	0	0	0	0	2	38	38	6.00	1.500																	
Randy Niemann, L ERA: 12.0	7.1	3	0	0	0	1	0	0	0	0	0	0	0	0	5	5	0.00	0.000																	
Terry Leach, R ERA: 12.0	8.1	5	0	0	0	1	2	0	0	0	0	0	0	0	5	13	0.00	2.000																	
Roger McDowell, R ERA: 4.26	9.1	W 5	1	1	1	1	1	0	0	0	0	0	0	6	10	9.00	2.000																		

Pittsburgh Pirates @ New York Mets
Shea Stadium, Flushing, NY
Mon Apr 21 1986, 6:05 PM EST
Att: 10,282 - Unknown

livebaseballscores.com

AB 35
R 5
H 10
RBI 5
BB 3
SO 9
LOB 11

Batter	1	2	3	4	5	6	7	8	9	AB	R	H	RBI	BB	SO	LOB	BOTTOM																		
Kevin Mitchell, R OBP: 0.300, SLG: 0.400 (1.8)			F3				F8		SH3-4	4	0	1	0	0	0	1																			
Tim Lincecum, R OBP: 0.256, SLG: 0.321 (1.4)			F3				6-3			5	1	3	1	0	0	0																			
Keith Hernandez, L OBP: 0.455, SLG: 0.400 (1.3)										2	1	0	0	2	0	4																			
Gary Carter, R OBP: 0.432, SLG: 0.568 (1.2)							K			4	1	2	3	1	1	1																			
Darryl Strawberry, L OBP: 0.357, SLG: 0.273 (1.9)	K		4-3				K		K	4	0	0	0	0	3	3																			
George Foster, R OBP: 0.357, SLG: 0.320 (1.7)										3	1	1	0	1	0	3																			
Ray Knight, R ERA: 3.48 Roger McDowell, R (1.5)			1-3				F9			4	1	1	2	0	0	2	AB 34																		
										0	0	0	0	0	0	0	R 6																		
										4	0	0	0	0	2	1	H 10																		
										4	0	0	0	0	2	1	RBI 6																		
										4	0	0	0	0	2	1	BB 4																		
										2	0	0	0	0	1	1	SO 7																		
										0	0	0	0	0	0	0	LOB 16																		
										1	0	1	0	0	0	0																			
										0	0	0	0	0	0	0																			
										1	1	1	0	0	0	0																			
Inning Stats	R: 0 E: 0 K: 1 S: 7	H: 2 LOB: 3 BB: 1 P: 11	R: 0 E: 0 K: 2 S: 7	H: 0 LOB: 0 BB: 0 P: 7	R: 2 E: 0 K: 0 S: 4	H: 1 LOB: 0 BB: 0 P: 5	R: 0 E: 0 K: 1 S: 6	H: 1 LOB: 1 BB: 0 P: 6	R: 0 E: 0 K: 1 S: 5	H: 0 LOB: 0 BB: 0 P: 5	R: 0 E: 0 K: 1 S: 5	H: 0 LOB: 2 BB: 0 P: 5	R: 0 E: 0 K: 1 S: 6	H: 1 LOB: 1 BB: 1 P: 10	R: 2 E: 0 K: 0 S: 4	H: 3 LOB: 2 BB: 1 P: 8	1B: 6 2B: 2 3B: 0 HR: 2	SF: 0 SAC: 1 DP: 1 HBP: 1	WP: 0 PB: 0 SB: 0 CS: 0	PA: 40															
PITCHER	IP WLS BF H R ER SO BB IBB HBP BLK WP HR S P ERA WHIP																																		
Larry McWilliams, L ERA: 3.48	7.0	30	6	2	2	6	2	0	1	0	0	0	0	1	39	48	2.57	1.143																	
Cecilio Guante, R ERA: 1.8	8.1	5	1	2	2	1	1	0	0	0	0	0	0	3	7	54.00	9.000																		
Pat Clements, L ERA: 6.75	9.1	L 4	2	2	2	0	1	0	0	0	0	0	0	3	7	54.00	9.000																		
Jim Winn, R ERA: 1.5	9.1	0.0	1	0	0	0	0	0	0	0	0	0	0	1	1	*	*																		

Pittsburgh Pirates @ New York Mets
Shea Stadium, Flushing, NY
Mon Apr 21 1986, 6:05 PM EST
Att: 10,282 - Unknown

livebaseballscores.com

AB 34
R 6
H 10
RBI 6
BB 4
SO 7
LOB 16

Batter	1	2	3	4	5	6	7	8	9	AB	R	H	RBI	BB	SO	LOB	TOP										
R.J. Reynolds, S OBP: 0.400, SLG: 0.609	6-3			K			F7			3	0	0	0	1	1	0											
Sam Khalifa, R OBP: 0.190, SLG: 0.105	1-3			4-3				BB		4	1	1	0	0	1	2											
Johnny Ray, S OBP: 0.511, SLG: 0.651 Rafael Belliard, R OBP: 0.375, SLG: 0.400	F9			F2			1B			3	0	1	0	0	0	0											
Mike Brown, R OBP: 0.361, SLG: 0.531		FC6-4			F8		F9			3	0	0	0	1	0	2											
Mike Diaz, R OBP: 0.286, SLG: 0.286		F8			F9					4	0	1	1	0	0	1											
Tony Peña, R OBP: 0.273, SLG: 0.225		FC6-4			6-3					3	0	0	0	0	1	3											
Jim Morrison, R OBP: 0.270, SLG: 0.382		CS					K			3	0	1	0	0	2	0											
Junior Ortiz, R				G6-4-3			5-3			3	0	0	0	0	0	1											
Bob Kipper, R							6-3			1	0	0	0	0	0	0											
Ray Krawczyk, R										0	0	0	0	0	0	0											
Bob Walk, R										1	0	0	0	0	0	0											
Joe Orsulak, L OBP: 0.333, SLG: 0.462 Pat Clements, R								E4		0	0	0	0	0	0	0											
Inning Stats	R: 0 E: 0 K: 0 S: 3	H: 0 LOB: 0 BB: 0 P: 3	R: 0 E: 0 K: 0 S: 2	H: 0 LOB: 0 BB: 1 P: 6	R: 0 E: 0 K: 0 S: 3	H: 1 LOB: 0 BB: 0 P: 3	R: 0 E: 0 K: 1 S: 5	H: 0 LOB: 0 BB: 0 P: 5	R: 0 E: 0 K: 1 S: 5	H: 0 LOB: 0 BB: 0 P: 5	R: 1 E: 0 K: 1 S: 8	H: 3 LOB: 2 BB: 0 P: 8	R: 0 E: 1 K: 2 S: 8	H: 0 LOB: 2 BB: 1 P: 12	R: 0 E: 0 K: 1 S: 5	H: 0 LOB: 0 BB: 0 P: 5	1B: 4 2B: 0 3B: 0 HR: 0	SF: 0 SAC: 0 DP: 1 HBP: 0	WP: 0 PB: 0 SB: 0 CS: 1	PA: 33							
PITCHER	IP	WLS	BF	H	R	ER	SO	BB	IBB	HBP	BLK	WP	HR	S	P	ERA	WHIP										
Bob Ojeda, L ERA: 1.46	7.0	W	24	4	1	1	3	1	0	0	0	0	0	29	33	1.29	0.714										
Roger McDowell, R ERA: 3.24	2.0		8	0	0	0	3	1	0	0	0	0	0	13	17	0.00	0.500										

Pittsburgh Pirates @ New York Mets
Shea Stadium, Flushing, NY
Tue Apr 22 1986, 6:05 PM EST
Att: 15,668 - Unknown

AB 30
R 1
H 4
RBI 1
BB 2
SO 6
LOB 9



Batter	1	2	3	4	5	6	7	8	9	AB	R	H	RBI	BB	SO	LOB	BOTTOM										
Kevin Mitchell, R OBP: 0.400, SLG: 0.500	4-3	K				FC6-4				4	2	2	1	1	1	4											
Tim Tauler, R OBP: 0.306, SLG: 0.323	K	2B					K			3	0	1	0	2	2	1											
Keith Hernandez, L OBP: 0.429, SLG: 0.400	4-3						6-3			5	0	1	2	0	1	6											
Gary Carter, R OBP: 0.429, SLG: 0.550	2B						E5			3	0	1	2	1	0	3											
Darryl Strawberry, L OBP: 0.362, SLG: 0.297		K								4	0	1	0	1	3	4											
George Foster, R OBP: 0.333, SLG: 0.333 Roger McDowell, R	F7					5-3	L4			5	1	1	0	0	0	4											
Ray Knight, R OBP: 0.333, SLG: 0.333 Howard Johnson, S		2B								1	2	1	1	3	0	0											
Rafael Santana, R OBP: 0.205, SLG: 0.158		2B								4	2	2	1	0	0	1											
Bob Ojeda, L OBP: 0.400, SLG: 0.400 Lenny Dykstra, L OBP: 0.395, SLG: 0.324										4	0	2	0	0	2	3											
Inning Stats	R: 1 E: 0 K: 1 S: 7	H: 2 LOB: 2 BB: 1 P: 11	R: 2 E: 0 K: 3 S: 11	H: 2 LOB: 3 BB: 3 P: 23	R: 2 E: 0 K: 0 S: 7	H: 4 LOB: 3 BB: 1 P: 11	R: 1 E: 0 K: 2 S: 8	H: 1 LOB: 1 BB: 1 P: 12	R: 1 E: 0 K: 2 S: 9	H: 2 LOB: 1 BB: 0 P: 9	R: 0 E: 0 K: 0 S: 4	H: 1 LOB: 2 BB: 1 P: 8	R: 0 E: 1 K: 1 S: 6	H: 0 LOB: 2 BB: 1 P: 10	R: 0 E: 0 K: 0 S: 3	H: 0 LOB: 0 BB: 0 P: 3	1B: 6 2B: 5 3B: 0 HR: 1	SF: 2 SAC: 0 DP: 0 HBP: 0	WP: 1 PB: 1 SB: 1 CS: 0	PA: 45							
PITCHER	IP	WLS	BF	H	R	ER	SO	BB	IBB	HBP	BLK	WP	HR	S	P	ERA	WHIP										
Bob Kipper, L ERA: 15.0	1.0	L	19	8	5	5	4	3	0	0	0	0	0	6	10	9.00	2.000										
Ray Krawczyk, R ERA: 9.0	3.1		5	1	1	1	1	1	0	0	0	0	0	6	10	9.00	2.000										
Bob Walk, R ERA: 1.93	3.2		18	3	1	0	4	3	0	0	0	1	0	23	35	0.00	1.636										
Pat Clements, L ERA: 5.4	1.0		3	0	0	0	0	0	0	0	0	0	0	3	3	0.00	0.000										

Pittsburgh Pirates @ New York Mets
Shea Stadium, Flushing, NY
Tue Apr 22 1986, 6:05 PM EST
Att: 15,668 - Unknown

AB 35
R 7
H 12
RBI 7
BB 8
SO 9
LOB 26



Batter	1	2	3	4	5	6	7	8	9	AB	R	H	RBI	BB	SO	LOB	TOP					
Kevin Mitchell, R (1.8) OBP: 0.400, SLG: 0.526 Lenny Dykstra, L (7.8) OBP: 0.386, SLG: 0.350										4	0	2	1	0	0	1	4 0 2 1 0 0 1					
Tim Tauler, R (1.4) OBP: 0.293, SLG: 0.333										5	0	1	0	0	0	1	5 0 1 0 0 0 1 4					
Keith Hernandez, L (1.3) OBP: 0.373, SLG: 0.340										5	1	1	0	0	0	4	5 1 1 0 0 0 4					
Gary Carter, R (1.2) OBP: 0.441, SLG: 0.511										2	2	0	0	3	1	1	2 2 0 0 3 1 1					
Darryl Strawberry, L (1.9) OBP: 0.386, SLG: 0.413										5	1	2	1	0	0	2	5 1 2 1 0 0 2					
George Foster, R (1.7) OBP: 0.348, SLG: 0.359										4	1	0	0	1	1	5	4 1 0 0 1 1 5					
Ray Knight, R (1.5) OBP: 0.447, SLG: 0.970										4	2	2	4	0	0	0	4 2 2 4 0 0 0					
Rafael Santana, R (1.6) OBP: 0.235, SLG: 0.200										5	2	3	0	0	0	0	5 2 3 0 0 0 0					
Dwight Gooden, R (1.1) OBP: 0.300, SLG: 0.300										2	0	1	1	0	0	0	2 0 1 1 0 0 0					
Inning Stats	R: 0 E: 0 K: 1 S: 5	H: 1 LOB: 0 BB: 0 P: 5	R: 0 E: 0 K: 1 S: 5	H: 0 LOB: 0 BB: 0 P: 5	R: 0 E: 0 K: 0 S: 4	H: 1 LOB: 1 BB: 0 P: 4	R: 0 E: 0 K: 0 S: 5	H: 1 LOB: 2 BB: 0 P: 5	R: 1 E: 0 K: 0 S: 4	H: 1 LOB: 0 BB: 0 P: 4	R: 0 E: 0 K: 0 S: 4	H: 1 LOB: 2 BB: 1 P: 8	R: 1 E: 0 K: 0 S: 5	H: 2 LOB: 1 BB: 0 P: 5	R: 5 E: 1 K: 0 S: 8	H: 5 LOB: 2 BB: 2 P: 16	R: 2 E: 0 K: 1 S: 6	H: 1 LOB: 0 BB: 1 P: 10	1B: 8 2B: 3 3B: 0 HR: 2	SF: 1 SAC: 2 DP: 1 HBP: 0	WP: 0 PB: 0 SB: 0 CS: 0	PA: 44
PITCHER	IP: 7.0 WLS: L BF: 32 ERA: 3.32	IP: 2.0 WLS: L BF: 12 ERA: 6.75																				

New York Mets @ St. Louis Cardinals
 Busch Stadium, St. Louis, MO
 Fri Apr 25 1986, 6:05 PM CST
 Att: 43,721 - Unknown

AB 37
 R 9
 H 13
 RBI 7
 BB 4
 SO 3
 LOB 17



Batter	1	2	3	4	5	6	7	8	9	AB	R	H	RBI	BB	SO	LOB	BOTTOM					
Vince Coleman, S (1.7) OBP: 0.297, SLG: 0.345										4	0	0	0	0	0	2	4 0 0 0 0 0 2					
Willie McGee, S (1.8) OBP: 0.250, SLG: 0.267										4	0	0	0	0	1	1	4 0 0 0 0 1 1					
Tom Herr, S (1.4) OBP: 0.259, SLG: 0.143										4	0	0	0	0	0	0	4 0 0 0 0 0 0					
Jack Clark, R (1.3) OBP: 0.377, SLG: 0.460										3	0	1	0	0	0	0	3 0 1 0 0 0 0					
Andy Van Slyke, L (1.9) OBP: 0.282, SLG: 0.229										3	0	0	0	0	2	1	3 0 0 0 0 2 1					
Terry Pendleton, S (1.5) OBP: 0.304, SLG: 0.245										3	0	1	0	0	1	0	3 0 1 0 0 1 0					
Michael LaValliere, L (1.2) OBP: 0.368, SLG: 0.250										3	0	0	0	0	1	2	3 0 0 0 0 1 2					
Ozzie Smith, S (1.6) OBP: 0.423, SLG: 0.400										3	0	2	0	0	0	0	3 0 2 0 0 0 0					
Ricky Horton, L (1.1) OBP: 0.200, SLG: 0.200										2	0	1	0	0	0	1	2 0 1 0 0 0 1					
Clint Hurdle, L (8.9) OBP: 0.750, SLG: 1.250										1	0	0	0	0	0	1	1 0 0 0 0 0 1					
Inning Stats	R: 0 E: 0 K: 1 S: 5	H: 0 LOB: 0 BB: 0 P: 5	R: 0 E: 0 K: 1 S: 6	H: 2 LOB: 1 BB: 0 P: 6	R: 0 E: 0 K: 0 S: 3	H: 1 LOB: 0 BB: 0 P: 3	R: 0 E: 0 K: 0 S: 3	H: 0 LOB: 0 BB: 0 P: 3	R: 0 E: 0 K: 1 S: 5	H: 0 LOB: 0 BB: 0 P: 5	R: 0 E: 0 K: 0 S: 4	H: 1 LOB: 1 BB: 0 P: 4	R: 0 E: 0 K: 1 S: 5	H: 0 LOB: 0 BB: 0 P: 5	R: 0 E: 0 K: 1 S: 6	H: 1 LOB: 1 BB: 0 P: 6	R: 0 E: 0 K: 0 S: 3	H: 0 LOB: 0 BB: 0 P: 3	1B: 5 2B: 0 3B: 0 HR: 0	SF: 0 SAC: 0 DP: 1 HBP: 0	WP: 0 PB: 0 SB: 0 CS: 0	PA: 31
PITCHER	IP: 9.0 WLS: W BF: 30 ERA: 1.29																					

New York Mets @ St. Louis Cardinals
 Busch Stadium, St. Louis, MO
 Fri Apr 25 1986, 6:05 PM CST
 Att: 43,721 - Unknown

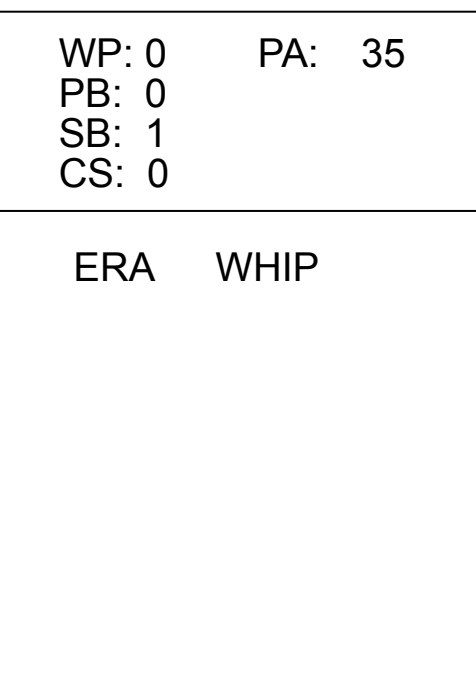
AB 30
 R 0
 H 5
 RBI 0
 BB 0
 SO 5
 LOB 8



Batter	1	2	3	4	5	6	7	8	9	AB	R	H	RBI	BB	SO	LOB	TOP			
Lenny Dykstra, L OBP: 0.396, SLG: 0.419										3	1	1	1	1	0	1				
Wally Backman, S OBP: 0.414, SLG: 0.462										4	0	0	0	0	1	2				
Keith Hernandez, L OBP: 0.397, SLG: 0.358										3	1	2	0	1	0	0				
Darryl Strawberry, L OBP: 0.377, SLG: 0.400										4	1	1	0	0	0	3				
Gary Carter, R OBP: 0.429, SLG: 0.510										4	1	1	1	0	0	0				
Danny Heep, L OBP: 0.400, SLG: 0.714										4	0	2	2	0	0	0				
Ray Knight, R OBP: 0.405, SLG: 0.865										4	0	0	0	0	1	2				
Howard Johnson, S OBP: 0.409, SLG: 0.550										3	0	1	0	0	0	0				
Rafael Santana, R OBP: 0.231, SLG: 0.196										1	0	0	0	0	0	1				
Sid Fernandez, L OBP: 0.500, SLG: 0.429										2	0	0	0	0	2	0				
Roger McDowell, R										0	0	0	0	0	0	0				
Jesse Orosco, R										0	0	0	0	0	0	0				
Inning Stats	R: 4 E: 0 K: 0 S: 7	H: 5 LOB: 0 BB: 0 P: 7	R: 0 E: 0 K: 0 S: 4	H: 1 LOB: 1 BB: 0 P: 4	R: 0 E: 0 K: 1 S: 3	H: 1 LOB: 0 BB: 0 P: 3	R: 0 E: 0 K: 1 S: 5	H: 0 LOB: 0 BB: 0 P: 5	R: 0 E: 0 K: 0 S: 3	H: 0 LOB: 0 BB: 0 P: 3	R: 0 E: 0 K: 0 S: 3	H: 0 LOB: 0 BB: 0 P: 3	R: 0 E: 0 K: 2 S: 7	H: 0 LOB: 2 BB: 2 P: 15	R: 0 E: 0 K: 0 S: 4	H: 1 LOB: 1 BB: 0 P: 4	1B: 6 2B: 1 3B: 0 HR: 1	SF: 0 SAC: 1 DP: 2 HBP: 0	WP: 0 PB: 0 SB: 1 CS: 0	PA: 35
PITCHER	IP WLS BF H R ER SO BB IBB HBP BLK WP HR S P ERA WHIP																			
Danny Cox, R ERA: 12.0	3.0 L 14 7 4 4 0 0 0 0 0 0 1 14 14 12.00 2.333																			
Tim Conroy, L ERA: 1.08	5.0 17 0 0 0 4 2 0 0 0 0 0 23 31 0.00 0.400																			
Ken Dayley, L ERA: 5.4	1.0 4 1 0 0 0 0 0 0 0 0 0 4 4 0.00 1.000																			
Batter	1	2	3	4	5	6	7	8	9	AB	R	H	RBI	BB	SO	LOB	BOTTOM			
Vince Coleman, S OBP: 0.294, SLG: 0.328										3	1	0	0	1	3	1				
Willie McGee, S OBP: 0.250, SLG: 0.266										4	1	1	0	0	2	1				
Tom Herr, S OBP: 0.274, SLG: 0.189										4	1	2	1	0	0	0				
Jack Clark, R OBP: 0.369, SLG: 0.444										4	0	1	2	0	2	1				
José Oquendo, S OBP: 0.500, SLG: 0.750										0	0	0	0	0	0	0				
Tito Landrum, R OBP: 0.269, SLG: 0.333										4	0	1	0	0	0	1				
Mike Heath, R OBP: 0.204, SLG: 0.209										4	0	0	0	0	1	2				
Terry Pendleton, S OBP: 0.283, SLG: 0.226										4	0	0	0	0	0	2				
Ozzie Smith, S OBP: 0.418, SLG: 0.383										2	0	0	0	1	1	0				
Danny Cox, R										0	0	0	0	0	0	0				
Tom Lawless, R (3, PH)										1	0	0	0	0	1	0				
Tim Conroy, L (8, PH)										1	0	0	0	0	0	1				
Jerry White, S OBP: 0.286, SLG: 0.167										0	0	0	0	0	0	0				
Ken Dayley, L OBP: 0.333, SLG: 0.333										0	0	0	0	0	0	0				
Inning Stats	R: 1 E: 0 K: 0 S: 4	H: 1 LOB: 1 BB: 1 P: 8	R: 0 E: 0 K: 2 S: 7	H: 0 LOB: 0 BB: 0 P: 7	R: 0 E: 0 K: 3 S: 9	H: 0 LOB: 0 BB: 0 P: 9	R: 0 E: 0 K: 1 S: 5	H: 0 LOB: 0 BB: 0 P: 5	R: 0 E: 0 K: 2 S: 7	H: 0 LOB: 0 BB: 0 P: 7	R: 0 E: 0 K: 1 S: 5	H: 0 LOB: 0 BB: 0 P: 5	R: 0 E: 1 K: 1 S: 6	H: 0 LOB: 1 BB: 0 P: 6	R: 2 E: 0 K: 0 S: 6	H: 4 LOB: 2 BB: 0 P: 6	1B: 4 2B: 1 3B: 0 HR: 0	SF: 0 SAC: 0 DP: 1 HBP: 0	WP: 0 PB: 0 SB: 2 CS: 0	PA: 34
PITCHER	IP WLS BF H R ER SO BB IBB HBP BLK WP HR S P ERA WHIP																			
Sid Fernandez, L ERA: 2.66	8.0 W 29 2 2 2 10 2 0 0 0 0 0 47 55 2.25 0.500																			
Roger McDowell, R ERA: 3.39	0.1 4 3 1 1 0 0 0 0 0 0 0 4 4 27.00 9.000																			
Jesse Orosco, L ERA:	0.2 S 1 0 0 0 0 0 0 0 0 0 0 1 1 0.00 0.000																			

New York Mets @ St. Louis Cardinals
 Busch Stadium, St. Louis, MO
 Sat Apr 26 1986, 6:05 PM CST
 Att: 44,769 - Unknown

AB	32
R	4
H	8
RBI	4
BB	2
SO	4
LOB	9



New York Mets @ St. Louis Cardinals
 Busch Stadium, St. Louis, MO
 Sat Apr 26 1986, 6:05 PM CST
 Att: 44,769 - Unknown

AB	32
R	3
H	5
RBI	3
BB	2
SO	10
LOB	10



Batter	1	2	3	4	5	6	7	8	9	AB	R	H	RBI	BB	SO	LOB	TOP										
Kevin Mitchell, R (1,6) OBP: 0.417, SLG: 0.652 Rafael Santana, R (8,6) OBP: 0.226, SLG: 0.191	0-0 4-3			0-0 HR	0-0 HR 1B			0-0 F9	0-0 F3	4	2	2	1	0	0	0											
Tim Tauler, R (1,4) OBP: 0.311, SLG: 0.410	0-0 1-3			0-0 5-3	0-0 HR			1-0 HBP		3	1	1	2	0	0	0											
Keith Hernandez, L (1,3) OBP: 0.388, SLG: 0.351	0-0 6-3			0-0 G3 1B	0-0 F8			0-0 F5		4	1	1	0	0	0	1											
Gary Carter, R (1,2) OBP: 0.403, SLG: 0.473		0-0 F9		0-0 G3 1B		0-0 6-3		0-0 5-3		4	1	0	0	0	0	2											
Darryl Strawberry, L (1,9) OBP: 0.389, SLG: 0.407	0-3 K			0-0 G3	0-0 F8			0-0 1B FC4-2 2B		4	0	1	1	0	1	1											
George Foster, R (1,7) OBP: 0.362, SLG: 0.372	0-0 3-1			0-0 3-H 1B	0-0 F8			0-0 FC4-2 5-3 1B		4	0	2	1	0	0	0											
Ray Knight, R (1,5) OBP: 0.370, SLG: 0.780			0-0 4-3	0-0 F8				0-0 5-3		4	0	0	0	0	0	3											
Lenny Dykstra, L (1,8) OBP: 0.385, SLG: 0.391			0-3 K		0-0 F8			4-0 FC4-2 IBB		3	0	0	0	1	1	0											
Bob Ojeda, L (1,1) OBP: 0.222, SLG: 0.222			0-0 3-1		0-3 K			0-0 FC4-2		4	0	0	0	0	1	3											
Inning Stats	R: 0 E: 0 K: 0 S: 3	H: 0 LOB: 0 BB: 0 P: 3	R: 0 E: 0 K: 1 S: 5	H: 0 LOB: 0 BB: 0 P: 5	R: 0 E: 0 K: 1 S: 5	H: 0 LOB: 0 BB: 0 P: 5	R: 3 E: 1 K: 0 S: 7	H: 3 LOB: 1 BB: 0 P: 7	R: 2 E: 0 K: 1 S: 7	H: 2 LOB: 0 BB: 0 P: 7	R: 0 E: 0 K: 0 S: 3	H: 0 LOB: 0 BB: 0 P: 3	R: 0 E: 0 K: 0 S: 3	H: 0 LOB: 1 BB: 0 P: 4	R: 0 E: 0 K: 0 S: 5	H: 2 LOB: 3 BB: 1 P: 9	1B: 4 2B: 1 3B: 0 HR: 2	SF: 0 SAC: 0 DP: 0 HBP: 1	WP: 0 PB: 0 SB: 0 CS: 0	PA: 37							
PITCHER	IP	WLS	BF	H	R	ER	SO	BB	IBB	HBP	BLK	WP	HR	S	P	ERA	WHIP										
John Tudor, L (1,1) ERA: 2.08	7.0	L	27	5	5	3	3	0	0	0	0	0	2	33	33	3.86	0.714										
Todd Worrell, R (8,1) ERA: 1.26	2.0		10	2	0	0	0	0	1	1	0	0	0	8	13	0.00	1.000										

New York Mets @ St. Louis Cardinals
 Busch Stadium, St. Louis, MO
 Sun Apr 27 1986, 3:33 AM CDT
 Att: 39,193 - Unknown

AB 35
 R 5
 H 7
 RBI 5
 BB 1
 SO 3
 LOB 13



Batter	1	2	3	4	5	6	7	8	9	AB	R	H	RBI	BB	SO	LOB	BOTTOM										
Vince Coleman, S (1,7) OBP: 0.306, SLG: 0.338	0-0 1B E 1B		0-0 6-3 S 1B		0-0 F5		0-3 K			4	1	2	0	0	1	0											
Ozzie Smith, S (1,6) OBP: 0.407, SLG: 0.373	0-0 F8 E 1B		0-0 6-3		0-0 F4		0-0 F6			4	0	1	0	0	0	1											
Tom Herr, S (1,4) OBP: 0.273, SLG: 0.211	0-0 E4		0-0 6-3		0-0 2B			0-0 F7		4	0	1	1	0	0	2											
Jack Clark, R (1,3) OBP: 0.362, SLG: 0.483	0-0 F8		0-0 F9		0-0 6-3			0-0 HR		4	1	1	1	0	0	4											
Willie McGee, S (1,8) OBP: 0.264, SLG: 0.324	0-3 K			0-0 HR		0-0 5-3		0-0 G6-4-3 1B		4	1	2	1	0	1	2											
Tito Landrum, R (1,9) OBP: 0.233, SLG: 0.286	0-0 4-3			0-0 F8		0-0 5-3		0-0 G6-4-3		4	0	0	0	0	0	3											
Terry Pendleton, S (1,5) OBP: 0.297, SLG: 0.246		0-0 F3		0-0 S 1B		0-0 S 1B		0-0 F7		4	0	2	0	0	0	0											
Mike Heath, R (1,2) OBP: 0.189, SLG: 0.191		0-0 6-3		0-0 1-3		0-0 4-3		0-0 F9		4	0	0	0	0	0	2											
John Tudor, L (1,1) OBP: 0.133, SLG: 0.133 Jerry White, S (7, PH) OBP: 0.250, SLG: 0.143 Todd Worrell, R (8,1) OBP: 0.362, SLG: 0.483 Clint Hurdle, L (8, PH) OBP: 0.600, SLG: 1.000		0-0 6-3		0-0 F9			0-0 F6		0-0 F9	2	0	0	0	0	0	1											
Inning Stats	R: 1 E: 1 K: 1 S: 8	H: 2 LOB: 2 BB: 0 P: 8	R: 0 E: 0 K: 0 S: 4	H: 0 LOB: 0 BB: 0 P: 3	R: 0 E: 0 K: 0 S: 4	H: 1 LOB: 1 BB: 0 P: 4	R: 1 E: 0 K: 0 S: 5	H: 2 LOB: 1 BB: 0 P: 5	R: 0 E: 0 K: 0 S: 4	H: 1 LOB: 1 BB: 0 P: 4	R: 0 E: 0 K: 1 S: 5	H: 0 LOB: 0 BB: 0 P: 5	R: 0 E: 0 K: 0 S: 4	H: 0 LOB: 0 BB: 0 P: 4	R: 1 E: 0 K: 0 S: 4	H: 2 LOB: 0 BB: 0 P: 4	R: 0 E: 0 K: 0 S: 3	H: 0 LOB: 0 BB: 0 P: 3	1B: 6 2B: 1 3B: 0 HR: 2	SF: 0 SAC: 0 DP: 1 HBP: 0	WP: 0 PB: 0 SB: 0 CS: 0	PA: 36					
PITCHER	IP	WLS	BF	H	R	ER	SO	BB	IBB	HBP	BLK	WP	HR	S	P	ERA	WHIP										
Bob Ojeda, L (1,1) ERA: 2.11	9.0	W	36	9	3	3	2	0	0	0	0	0	2	40	40	3.00	1.000										

New York Mets @ St. Louis Cardinals
 Busch Stadium, St. Louis, MO
 Sun Apr 27 1986, 3:33 AM CDT
 Att: 39,193 - Unknown


AB 36
 R 3
 H 9
 RBI 3
 BB 0
 SO 2
 LOB 15



Batter	1	2	3	4	5	6	7	8	9	AB	R	H	RBI	BB	SO	LOB	TOP											
Lenny Dykstra, L OBP: 0.413, SLG: 0.436										5	2	3	1	0	1	0												
Wally Backman, S OBP: 0.425, SLG: 0.457										3	2	0	1	1	0	2												
Keith Hernandez, L OBP: 0.403, SLG: 0.394										5	0	1	1	0	0	1												
Darryl Strawberry, L OBP: 0.400, SLG: 0.547										5	2	5	3	0	0	0												
Gary Carter, R OBP: 0.364, SLG: 0.469										5	1	1	2	0	0	4												
Danny Heep, L OBP: 0.400, SLG: 0.684 Barry Lyons, R										4	0	2	0	0	0	3												
Ray Knight, R OBP: 0.364, SLG: 0.714										4	0	0	0	0	0	5												
Howard Johnson, S OBP: 0.419, SLG: 0.536										3	1	1	0	1	1	0												
Dwight Gooden, R OBP: 0.214, SLG: 0.214 Jesse Orosco, R										4	0	0	0	0	1	2												
										0	0	0	0	0	0	0												
Inning Stats	R: 2 E: 0 K: 0 S: 6	H: 3 LOB: 2 BB: 1 P: 10	R: 0 E: 0 K: 0 S: 4	H: 2 LOB: 1 BB: 0 P: 4	R: 2 E: 0 K: 1 S: 5	H: 3 LOB: 0 BB: 0 P: 5	R: 0 E: 0 K: 1 S: 5	H: 0 LOB: 0 BB: 0 P: 5	R: 2 E: 1 K: 0 S: 6	H: 2 LOB: 1 BB: 0 P: 6	R: 0 E: 0 K: 0 S: 4	H: 1 LOB: 1 BB: 0 P: 4	R: 0 E: 0 K: 1 S: 5	H: 0 LOB: 0 BB: 0 P: 5	R: 0 E: 0 K: 0 S: 4	H: 1 LOB: 1 BB: 0 P: 4	1B: 8 2B: 2 3B: 1 HR: 2	SF: 1 SAC: 0 DP: 2 HBP: 0	WP: 0 PA: 41 PB: 0 SB: 4 CS: 0									
PITCHER	IP	WLS	BF	H	R	ER	SO	BB	IBB	HBP	BLK	WP	HR	S	P	ERA	WHIP											
Joe Johnson, R ERA: 2.86	(1, 1)	5.0	L	25	10	6	5	1	1	0	0	0	0	2	26	30	9.00	2.200										
Jeff Dedmon, R ERA: 7.0	(6, 1)	2.0		9	2	2	2	1	1	0	0	0	0	0	10	14	9.00	1.500										
Gene Garber, R ERA: 3.38	(8, 1)	2.0		7	1	0	0	1	0	0	0	0	0	0	9	9	0.00	0.500										
Batter	1	2	3	4	5	6	7	8	9	AB	R	H	RBI	BB	SO	LOB	BOTTOM											
Omar Moreno, L OBP: 0.273, SLG: 0.414										3	0	0	0	1	2	4												
Bill Sample, R OBP: 0.292, SLG: 0.417										4	0	0	0	0	0	3												
Claudell Washington, L OBP: 0.286, SLG: 0.494										4	0	0	0	0	1	3												
Chris Chambliss, L OBP: 0.579, SLG: 0.688										4	0	1	0	0	0	1												
Ted Simmons, S OBP: 0.333, SLG: 0.269										4	0	0	0	0	1	1												
Ken Oberkfell, L OBP: 0.389, SLG: 0.387										4	0	1	0	0	0	0												
Andres Thomas, R OBP: 0.333, SLG: 0.429										4	0	1	0	0	0	2												
Glenn Hubbard, R OBP: 0.338, SLG: 0.315										2	0	1	0	1	0	0												
Joe Johnson, R OBP: 0.364, SLG: 0.300	(1, 1)									1	0	1	0	0	0	0												
Dale Murphy, R OBP: 0.440, SLG: 0.688	(5, PH)									1	1	1	1	0	0	0												
Jeff Dedmon, L ERA: 7.0	(6, 1)									0	0	0	0	0	0	0												
Ozzie Virgil, R OBP: 0.220, SLG: 0.171	(7, PH)									1	0	0	0	0	1	2												
Gene Garber, R ERA: 3.38	(8, 1)									0	0	0	0	0	0	0												
										0	0	0	0	0	0	0												
Inning Stats	R: 0 E: 0 K: 1 S: 5	H: 0 LOB: 1 BB: 1 P: 9	R: 0 E: 0 K: 0 S: 3	H: 0 LOB: 0 BB: 0 P: 3	R: 0 E: 0 K: 1 S: 7	H: 2 LOB: 2 BB: 0 P: 7	R: 0 E: 0 K: 1 S: 6	H: 2 LOB: 1 BB: 0 P: 6	R: 1 E: 0 K: 1 S: 6	H: 1 LOB: 0 BB: 0 P: 6	R: 0 E: 0 K: 0 S: 3	H: 0 LOB: 0 BB: 0 P: 3	R: 0 E: 0 K: 1 S: 6	H: 1 LOB: 2 BB: 1 P: 10	R: 0 E: 0 K: 0 S: 3	H: 0 LOB: 0 BB: 0 P: 3	R: 0 E: 0 K: 0 S: 3	H: 0 LOB: 0 BB: 0 P: 3	1B: 5 2B: 1 3B: 0 HR: 1	SF: 0 SAC: 0 DP: 1 HBP: 0	WP: 0 PA: 34 PB: 0 SB: 0 CS: 0							
PITCHER	IP	WLS	BF	H	R	ER	SO	BB	IBB	HBP	BLK	WP	HR	S	P	ERA	WHIP											
Dwight Gooden, R ERA: 1.26	(1, 1)	8.0	W	31	6	1	1	5	2	0	0	1	0	39	47	1.12	1.000											
Jesse Orosco, L ERA: 0.00	(9, 1)	1.0		3	0	0	0	0	0	0	0	0	0	3	3	0.00	0.000											


New York Mets @ Atlanta Braves
Atlanta-Fulton County Stadium, Atlanta, GA
Wed Apr 30 1986, 7:05 PM EDT
Att: 23,361 - Unknown

AB 38
R 8
H 13
RBI 8
BB 2
SO 3
LOB 17



New York Mets @ Atlanta Braves
Atlanta-Fulton County Stadium, Atlanta, GA
Wed Apr 30 1986, 7:05 PM EDT
Att: 23,361 - Unknown

AB 32
R 1
H 6
RBI 1
BB 2
SO 5
LOB 16



Batter	1	2	3	4	5	6	7	8	9	AB	R	H	RBI	BB	SO	LOB	TOP			
Kevin Mitchell, R OBP: 0.357, SLG: 0.556 (1, 8)	5-3	K			L7		5-3			4	0	0	0	0	1	2	New York Mets @ Atlanta Braves Atlanta-Fulton County Stadium, Atlanta, GA Thu May 01 1986, 3:33 AM EDT Att: 8,343 - Unknown			
Tim Lincecum, R OBP: 0.327, SLG: 0.390 (1, 4)	BB	K			2B		F9			2	1	0	0	2	1	2				
Keith Hernandez, L OBP: 0.395, SLG: 0.400 (1, 3)	K		4-3		1-H		2B	4-3		4	0	1	1	0	1	1				
Gary Carter, R OBP: 0.370, SLG: 0.455 (1, 2)	1-2		F8				BB	6-3		2	0	0	0	2	0	0				
Darryl Strawberry, L OBP: 0.380, SLG: 0.515 (1, 9)	K		K		K			3-1		4	0	0	0	0	3	4				
George Foster, R OBP: 0.375, SLG: 0.373 (1, 7)				6-3				5-3		4	1	2	0	0	0	0				
Ray Knight, R OBP: 0.373, SLG: 0.712 (1, 5)		1B		K				1B		3	0	1	1	1	2	1				
Rafael Santana, R OBP: 0.228, SLG: 0.196 (1, 6)				K			G5-4-3	F8		4	0	1	0	0	1	2				
Rick Aguilera, R OBP: 0.445, SLG: 0.644 (4, 1)					K			K		1	0	0	0	0	1	2				
Randy Niemann, L OBP: 0.445, SLG: 0.644 (4, 1)										0	0	0	0	0	0	0				
Wally Backman, S OBP: 0.445, SLG: 0.644 (4, 1)										0	0	0	0	0	0	0				
Terry Leach, R OBP: 0.445, SLG: 0.644 (4, 1)										0	0	0	0	0	0	0				
Lenny Dykstra, L OBP: 0.445, SLG: 0.644 (4, 1)										0	0	0	0	0	0	0				
Bruce Berenyi, R OBP: 0.445, SLG: 0.644 (4, 1)										0	0	0	0	0	0	0				
Barry Lyons, R OBP: 0.445, SLG: 0.644 (4, 1)										1	0	0	0	0	1	1				
Inning Stats	R: 0 H: 0 E: 0 K: 2 S: 7	H: 0 LOB: 2 BB: 2 P: 15	R: 1 H: 3 E: 0 K: 3 S: 12	H: 3 LOB: 2 BB: 0 P: 12	R: 0 H: 0 E: 0 K: 1 S: 5	H: 0 LOB: 0 BB: 0 P: 5	R: 0 H: 0 E: 0 K: 2 S: 7	H: 0 LOB: 0 BB: 0 P: 7	R: 1 H: 1 E: 0 K: 2 S: 8	H: 2 LOB: 2 BB: 1 P: 16	R: 0 H: 0 E: 0 K: 0 S: 3	H: 0 LOB: 0 BB: 0 P: 3	R: 0 H: 0 E: 0 K: 0 S: 3	H: 0 LOB: 0 BB: 0 P: 3	R: 0 H: 1 E: 0 K: 2 S: 8	H: 1 LOB: 1 BB: 0 P: 8	1B: 3 2B: 2 3B: 0 HR: 0	SF: 0 SAC: 0 DP: 1 HBP: 0	WP: 1 PB: 0 CS: 0	PA: 36
PITCHER Zane Smith, L ERA: 2.53 (1, 1)	IP: 9.0 WLS: W BF: 36 H: 5 R: 2 ER: 2 SO: 12 BB: 5 IBB: 0 HBP: 0 BLK: 0 WP: 1 HR: 0 S: 55 P: 75 ERA: 2.00 WHIP: 1.111															PITCHER				

Batter	1	2	3	4	5	6	7	8	9	AB	R	H	RBI	BB	SO	LOB	BOTTOM
Claudell Washington, L OBP: 0.294, SLG: 0.410 (1, 9)	K		K2-3		2B		FC5-4	G5-4-3		4	0	1	0	1	2	1	New York Mets @ Atlanta Braves Atlanta-Fulton County Stadium, Atlanta, GA Thu May 01 1986, 3:33 AM EDT Att: 8,343 - Unknown
Rafael Ramirez, R OBP: 0.296, SLG: 0.405 (1, 6)	5-3		4-3		6-3		FC5-4	1B		4	1	0	0	0	0	2	
Dale Murphy, R OBP: 0.430, SLG: 0.662 (1, 8)	K		K		F8		1B	1B		4	0	1	0	0	2	0	
Bob Horner, R OBP: 0.289, SLG: 0.354 (1, 3)		HR			5-3		F8			3	2	1	1	1	0	2	
Terry Harper, R OBP: 0.329, SLG: 0.328 (1, 7)		HR			1B		BB	1B		4	1	4	3	0	0	0	
Ken Oberkfell, L OBP: 0.408, SLG: 0.400 (1, 5)					HR		1B	BB		3	1	2	0	1	0	1	
Ozzie Virgil, R OBP: 0.222, SLG: 0.256 (1, 2)	K				HR		K			4	1	1	2	0	2	4	
Glenn Hubbard, R OBP: 0.348, SLG: 0.368 (1, 4)	F5				HR		F9	G5-4-3		3	1	1	1	1	0	1	
Zane Smith, L ERA: 3.38 (1, 1)	F2				1-3		G1-6-3	K		4	0	0	0	0	1	2	
Inning Stats	R: 0 H: 0 E: 0 K: 2 S: 7	H: 2 LOB: 1 BB: 1 P: 11	R: 0 H: 0 E: 0 K: 2 S: 7	H: 0 LOB: 0 BB: 0 P: 7	R: 4 H: 6 E: 0 K: 0 S: 8	H: 1 LOB: 1 BB: 0 P: 8	R: 0 H: 0 E: 0 K: 0 S: 3	H: 0 LOB: 0 BB: 0 P: 3	R: 1 H: 2 E: 0 K: 1 S: 7	H: 2 LOB: 3 BB: 2 P: 15	R: 0 H: 0 E: 0 K: 1 S: 4	H: 0 LOB: 0 BB: 1 P: 8	1B: 6 2B: 1 3B: 0 HR: 4	SF: 0 SAC: 0 DP: 1 HBP: 0	WP: 0 PB: 0 CS: 1	PA: 37	
PITCHER Rick Aguilera, R ERA: 8.22 (1, 1)	IP: 3.1 WLS: L BF: 17 H: 7 R: 6 ER: 6 SO: 5 BB: 1 IBB: 0 HBP: 0 BLK: 0 WP: 0 HR: 4 S: 26 P: 30 ERA: 16.20 WHIP: 2.400															PITCHER	
Randy Niemann, L ERA: 7.71 (4, 1)	0.2	3	1	0	0	0	0	0	0	0	0	3	3	0.00	1.500		
Terry Leach, R ERA: 7.71 (5, 1)	2.0	7	1	0	0	0	0	0	0	0	7	7	0.00	0.500			
Bruce Berenyi, R ERA: 3.38 (7, 1)	2.0	10	2	1	1	2	3	0	0	0	11	23	4.50	2.500			

Batter	1	2	3	4	5	6	7	8	9	AB	R	H	RBI	BB	SO	LOB	TOP			
Lenny Dykstra, L OBP: 0.391, SLG: 0.400		4-3		F7			F9	G3		4	1	0	0	1	0	1				
Wally Backman, S OBP: 0.413, SLG: 0.439		F8			4-3		6-3			5	1	2	0	0	0	0				
Keith Hernandez, L OBP: 0.395, SLG: 0.405			4-3		F9		F7			4	1	1	2	1	0	0				
Gary Carter, R OBP: 0.360, SLG: 0.429	F7			1B	F8			E1		4	2	0	0	1	0	2				
Darryl Strawberry, L OBP: 0.388, SLG: 0.514				1B		3-1		2B		2	2	1	0	2	0	0				
George Foster, R OBP: 0.367, SLG: 0.364	K					E5		K		4	0	1	1	0	2	4				
Ray Knight, R OBP: 0.365, SLG: 0.691						4-3		F8		3	0	1	2	0	0	3				
Howard Johnson, S OBP: 0.429, SLG: 0.548	K			F7				E		3	1	1	1	1	1	2				
Sid Fernandez, L OBP: 0.364, SLG: 0.300			F8					E7		3	0	0	0	0	2	2				
Roger McDowell, R OBP: 0.500, SLG: 0.500				K						1	0	1	2	0	0	0				
Jesse Orosco, R OBP: 0.367, SLG: 0.364										0	0	0	0	0	0	0				
Inning Stats	R: 3 E: 0 K: 2 S: 10	H: 3 LOB: 2 BB: 2 P: 18	R: 0 E: 0 K: 0 S: 3	H: 0 LOB: 0 BB: 0 P: 3	R: 2 E: 0 K: 0 S: 4	H: 2 LOB: 0 BB: 1 P: 8	R: 0 E: 0 K: 1 S: 5	H: 0 LOB: 0 BB: 0 P: 5	R: 0 E: 0 K: 0 S: 3	H: 0 LOB: 0 BB: 0 P: 3	R: 0 E: 0 K: 0 S: 3	H: 0 LOB: 0 BB: 0 P: 3	R: 3 E: 2 K: 1 S: 8	H: 2 LOB: 1 BB: 1 P: 12	R: 0 E: 0 K: 0 S: 2	H: 1 LOB: 0 BB: 1 P: 6	1B: 6 2B: 3 3B: 0 HR: 0	SF: 1 SAC: 0 DP: 2 HBP: 0	WP: 0 PB: 0 SB: 1 CS: 1	PA: 40
PITCHER	IP WLS BF H R ER SO BB IBB HBP BLK WP HR S P ERA WHIP																			
Bill Gullickson, R ERA: 4.1	(1, 1) 6.0 L 27 5 5 5 4 2 2 0 0 0 0 0 31 47 7.50 1.167																			
Joe Price, L ERA: 1.59	(7, 1) 1.0 3 0 0 0 0 0 0 0 0 0 0 0 3 3 0.00 0.000																			
John Franco, L ERA: 3.21	(8, 1) 1.0 7 2 3 0 1 1 0 0 0 0 0 0 8 12 0.00 3.000																			
Ted Power, R ERA: 5.14	(9, 1) 1.0 3 1 0 0 0 1 0 0 0 0 0 0 2 6 0.00 2.000																			

New York Mets @ Cincinnati Reds
Riverfront Stadium, Cincinnati, OH
Fri May 02 1986, 7:05 PM EDT
Att: 20,677 - Unknown

AB 33
R 8
H 8
RBI 8
BB 6
SO 5
LOB 14

Batter	1	2	3	4	5	6	7	8	9	AB	R	H	RBI	BB	SO	LOB	BOTTOM			
Eric Davis, R OBP: 0.284, SLG: 0.356	F9	K		K						5	1	1	2	0	3	5				
Dave Concepcion, R OBP: 0.231, SLG: 0.300							6-3			3	1	1	0	2	0	2				
Dave Parker, L OBP: 0.308, SLG: 0.533			K		G3		G3	K		5	1	1	0	0	2	3				
Tony Perez, R OBP: 0.375, SLG: 0.167	4-3				4-3		6-3			2	0	0	0	2	0	1				
John Franco, L OBP: 0.323, SLG: 0.393					4-3		6-3			0	0	0	0	0	0	0				
Bo Diaz, R OBP: 0.323, SLG: 0.393	1-2 2-3				2-3					0	0	0	0	1	0	0				
Nick Esasky, R OBP: 0.323, SLG: 0.426	4-0			F9	1-3					3	0	0	1	2	0	4				
Ted Power, R										0	0	0	0	0	0	0				
Buddy Bell, R OBP: 0.226, SLG: 0.218	K		F4						F7	4	1	0	0	1	1	5				
Sal Butera, R OBP: 0.375, SLG: 0.750										3	0	2	1	0	1	0				
Eddie Milner, L OBP: 0.292, SLG: 0.304				K					K	1	1	1	0	0	0	0				
Kurt Stillwell, S OBP: 0.333, SLG: 0.273	1-2 2-H 3-H									1	0	0	0	0	1	0				
Ron Oester, S OBP: 0.250, SLG: 0.262									6-3	5	1	2	0	0	1	2				
Bill Gullickson, R OBP: 0.250, SLG: 0.250										1	0	1	0	0	0	0				
Tracy Jones, R OBP: 0.321, SLG: 0.320		SH								0	0	0	0	0	0	0				
Kal Daniels, L OBP: 0.395, SLG: 0.629										1	0	0	0	0	1	2				
Joe Price, R										0	0	0	0	0	0	0				
Max Venable, L OBP: 0.417, SLG: 0.636										1	1	1	1	0	0	0				
Inning Stats	R: 2 E: 0 K: 1 S: 6	H: 2 LOB: 2 BB: 3 P: 18	R: 0 E: 0 K: 1 S: 6	H: 1 LOB: 0 BB: 0 P: 6	R: 0 E: 0 K: 1 S: 5	H: 0 LOB: 1 BB: 1 P: 9	R: 0 E: 0 K: 3 S: 10	H: 1 LOB: 1 BB: 0 P: 10	R: 0 E: 0 K: 2 S: 8	H: 0 LOB: 2 BB: 1 P: 12	R: 0 E: 0 K: 0 S: 3	H: 0 LOB: 0 BB: 0 P: 3	R: 5 E: 1 K: 1 S: 10	H: 5 LOB: 2 BB: 2 P: 18	R: 0 E: 0 K: 1 S: 5	H: 0 LOB: 0 BB: 0 P: 5	1B: 8 2B: 2 3B: 0 HR: 0	SF: 0 SAC: 1 DP: 1 HBP: 0	WP: 1 PB: 0 SB: 2 CS: 0	PA: 44
PITCHER	IP WLS BF H R ER SO BB IBB HBP BLK WP HR S P ERA WHIP																			
Sid Fernandez, L ERA: 2.81	(1, 1) 5.1 W 26 5 2 2 6 6 0 0 0 0 0 0 15 19 3.38 2.062																			
Roger McDowell, R ERA: 5.17	(6, 1) 2.0 12 5 5 5 2 1 0 0 0 0 0 0 15 19 22.50 3.000																			
Jesse Orosco, L ERA:	(8, 1) 1.2 S 6 0 0 0 2 1 0 0 0 0 1 0 9 13 0.00 0.600																			

New York Mets @ Cincinnati Reds
Riverfront Stadium, Cincinnati, OH
Fri May 02 1986, 7:05 PM EDT
Att: 20,677 - Unknown

AB 35
R 7
H 10
RBI 5
BB 8
SO 10
LOB 24

Batter	1	2	3	4	5	6	7	8	9	AB	R	H	RBI	BB	SO	LOB	TOP											
Lenny Dykstra, L OBP: 0.392, SLG: 0.422	F9		4-3		4-3		HR		3-1	4	1	1	0	1	0	0	<p>New York Mets @ Cincinnati Reds Riverfront Stadium, Cincinnati, OH Sat May 03 1986, 3:33 AM EDT Att: 20,268 - Unknown</p> <p>livebaseballscores.com</p>											
Wally Backman, S OBP: 0.380, SLG: 0.400	G3		6-3		4-3		G3			4	0	0	0	0	0	2												
Keith Hernandez, L OBP: 0.411, SLG: 0.474	2B		1B		F7		HR			4	1	3	2	0	0	1												
Darryl Strawberry, L OBP: 0.402, SLG: 0.500	3-1		1-2		1-2		3-H		4-3	2	0	0	0	1	0	1												
Danny Heep, L OBP: 0.375, SLG: 0.609		1B	4-3		K				3-1	4	1	1	0	0	1	4												
Ray Knight, R OBP: 0.388, SLG: 0.695		E	1-3		1-3		1-3		1-3	4	1	3	0	0	0	0												
Howard Johnson, S OBP: 0.410, SLG: 0.514	G3		G3		G3		G4-6-3		G4-6-3	4	0	1	1	0	0	3												
Jesse Orosco, R (8, 1)		1-3	1-2		1-2		CS		1-2	0	0	0	0	0	0	0												
Barry Lyons, R (1, 2)	5-3		F7		F7		F7		G3	4	0	0	1	0	0	2												
Bob Ojeda, L OBP: 0.167, SLG: 0.167		3-H	0-3		1-3				6-3	3	0	0	0	0	1	1												
Rafael Santana, R OBP: 0.224, SLG: 0.192	K		1-3		4-3				6-3	1	0	0	0	0	0	0												
Inning Stats	R: 0 E: 0 K: 0 S: 4	H: 1 LOB: 1 BB: 0 P: 4	R: 2 E: 1 K: 1 S: 7	H: 2 LOB: 0 BB: 0 P: 7	R: 0 E: 0 K: 0 S: 4	H: 1 LOB: 1 BB: 1 P: 8	R: 0 E: 0 K: 0 S: 4	H: 0 LOB: 2 BB: 0 P: 10	R: 0 E: 0 K: 0 S: 3	H: 1 LOB: 0 BB: 0 P: 3	R: 2 E: 0 K: 0 S: 5	H: 2 LOB: 0 BB: 0 P: 5	R: 0 E: 0 K: 0 S: 3	H: 1 LOB: 0 BB: 0 P: 3	R: 0 E: 0 K: 0 S: 3	H: 0 LOB: 0 BB: 0 P: 3	1B: 6 2B: 1 3B: 1 HR: 1	SF: 0 SAC: 0 DP: 1 HBP: 1	WP: 0 PB: 0 SB: 0 CS: 1	PA: 37								
PITCHER	IP	WLS	BF	H	R	ER	SO	BB	IBB	HBP	BLK	WP	HR	S	P	ERA	WHIP											
John Denny, R ERA: 4.34	(1, 1)	7.0	L	31	8	4	3	2	2	0	1	0	0	1	32	41	3.86	1.429										
John Franco, L ERA: 2.81	(8, 1)	2.0	S	6	1	0	0	0	0	0	0	0	0	6	6	0.00	0.500											


Batter	1	2	3	4	5	6	7	8	9	AB	R	H	RBI	BB	SO	LOB	BOTTOM										
Eric Davis, R OBP: 0.292, SLG: 0.349	4-3		4-3		5-3		E		S	4	0	1	0	1	0	0	<p>New York Mets @ Cincinnati Reds Riverfront Stadium, Cincinnati, OH Sat May 03 1986, 3:33 AM EDT Att: 20,268 - Unknown</p> <p>livebaseballscores.com</p>										
Dave Concepcion, R OBP: 0.243, SLG: 0.308	S		4-3		S		E4		F8	5	0	2	0	0	0	3											
Dave Parker, L OBP: 0.305, SLG: 0.519	K		BB		F2		F5		F5	4	0	1	0	0	1	5											
Nick Esasky, R OBP: 0.333, SLG: 0.411	FC6-4		BB		1-2		F7		F7	2	0	0	0	2	1	4											
John Franco, L (8, 1)	BB		BB		K					0	0	0	0	0	0	0											
Tracy Jones, R OBP: 0.313, SLG: 0.286	FC6-4		BB		BB		F8		F8	3	0	0	0	1	0	2											
Buddy Bell, R OBP: 0.242, SLG: 0.224		E1	F9		F8		F8		G6-4-3	3	1	1	0	1	0	3											
Sal Butera, R OBP: 0.333, SLG: 0.583	FC6-4		F9		F9		F9		G6-4-3	4	0	1	1	0	0	1											
Ron Oester, S OBP: 0.236, SLG: 0.246	FC6-4		1-3		1-3		5-3		K	4	0	0	0	0	1	1											
John Denny, R OBP: 0.222, SLG: 0.125	G5-4-3		5-3		5-3		E		K	2	0	0	0	0	0	1											
Kurt Stillwell, S OBP: 0.346, SLG: 0.261	G5-4-3		1-2		BB		BB		K	1	0	0	0	1	1	0											
Inning Stats	R: 0 E: 0 K: 1 S: 6	H: 1 LOB: 2 BB: 1 P: 10	R: 1 E: 1 K: 0 S: 4	H: 2 LOB: 0 BB: 0 P: 4	R: 0 E: 0 K: 0 S: 4	H: 1 LOB: 3 BB: 2 P: 12	R: 0 E: 0 K: 0 S: 3	H: 0 LOB: 0 BB: 0 P: 3	R: 0 E: 0 K: 0 S: 6	H: 1 LOB: 1 BB: 0 P: 6	R: 0 E: 0 K: 0 S: 3	H: 0 LOB: 0 BB: 0 P: 3	R: 0 E: 1 K: 0 S: 5	H: 1 LOB: 3 BB: 1 P: 9	R: 0 E: 0 K: 0 S: 2	H: 0 LOB: 0 BB: 1 P: 6	R: 0 E: 0 K: 2 S: 7	H: 0 LOB: 1 BB: 1 P: 11	1B: 6 2B: 0 3B: 0 HR: 0	SF: 0 SAC: 0 DP: 2 HBP: 0	WP: 0 PB: 0 SB: 3 CS: 0	PA: 38					
PITCHER	IP	WLS	BF	H	R	ER	SO	BB	IBB	HBP	BLK	WP	HR	S	P	ERA	WHIP										
Bob Ojeda, L ERA: 1.59	(1, 1)	7.0	W	31	6	1	0	2	4	0	0	0	0	31	47	0.00	1.429										
Jesse Orosco, L ERA:	(8, 1)	2.0	S	7	0	0	0	2	2	0	0	0	0	9	17	0.00	1.000										

Batter	1	2	3	4	5	6	7	8	9	AB	R	H	RBI	BB	SO	LOB	TOP			
Lenny Dykstra, L OBP: 0.390, SLG: 0.406 (1, 8)	F7	4-3		F7		1B 1B		F8		5	1	1	0	0	0	2				
Wally Backman, S OBP: 0.418, SLG: 0.480 Tim Teufel, R OBP: 0.327, SLG: 0.390 (9, FR) (9, 4)	HR	F8			1B 1B	1B		1B	1B 2B	5	2	4	1	0	0	0				
Keith Hernandez, L OBP: 0.411, SLG: 0.470 (1, 3)	F9			K		1B 1B		4-3	BB 1B	5	0	2	0	0	1	1				
Darryl Strawberry, L OBP: 0.413, SLG: 0.579 (1, 9)	HR			HR		K		K	BB IBB	4	2	2	3	1	2	2				
Gary Carter, R OBP: 0.363, SLG: 0.432 (1, 2)	1B 2B			K		F9			K	4	1	1	0	1	2	5				
Danny Heep, L OBP: 0.383, SLG: 0.577 (1, 7)	1B IBB			4-3		1-2 3-H 1B		4-3	K	3	0	1	1	1	0	1				
Ray Knight, R OBP: 0.403, SLG: 0.683 (1, 5)	1-2 2-H 1B			F8		1-3			1B	4	0	2	2	1	0	2				
Howard Johnson, S OBP: 0.372, SLG: 0.462 Rafael Santana, R OBP: 0.220, SLG: 0.189 (1, 6) (8, 6)	F4			3-1		F8		F8	L5	4	0	0	0	0	0	3				
Ron Darling, R OBP: 0.154, SLG: 0.083 Randy Niemann, L (7, 1) Roger McDowell, R OBP: 0.333, SLG: 0.333 Kevin Mitchell, R OBP: 0.345, SLG: 0.536 (7, 7)		5-3				1-3		K		3	0	1	0	0	0	0				
Inning Stats	R: 3 E: 0 K: 0 S: 7	H: 4 LOB: 2 BB: 1 P: 11	R: 0 E: 0 K: 0 S: 3	H: 0 LOB: 0 BB: 0 P: 3	R: 1 E: 0 K: 2 S: 8	H: 1 LOB: 0 BB: 0 P: 8	R: 0 E: 0 K: 0 S: 4	H: 1 LOB: 1 BB: 0 P: 4	R: 1 E: 0 K: 1 S: 8	H: 3 LOB: 2 BB: 0 P: 8	R: 1 E: 0 K: 1 S: 5	H: 2 LOB: 1 BB: 1 P: 9	R: 0 E: 0 K: 1 S: 6	H: 1 LOB: 1 BB: 0 P: 6	R: 1 E: 0 K: 2 S: 9	H: 2 LOB: 3 BB: 2 P: 17	1B: 9 2B: 3 3B: 0 HR: 2	SF: 0 SAC: 0 DP: 0 HBP: 0	WP: 0 PB: 0 SB: 1 CS: 0	PA: 44
PITCHER	IP WLS BF H R ER SO BB IBB HBP BLK WP HR S P ERA WHIP	IP WLS BF H R ER SO BB IBB HBP BLK WP HR S P ERA WHIP																		
Mario Soto, R ERA: 4.58 (1, 1)	5.0 L 25 9 5 5 3 0 1 0 0 0 2 30 34 9.00 1.800																			
Scott Terry, R ERA: 1.74 (6, 1)	2.0 8 2 1 1 1 1 0 0 0 0 0 9 13 4.50 1.500																			
Ted Power, R ERA: 5.0 (8, 1)	2.0 11 3 1 1 3 1 1 0 0 0 0 15 23 4.50 2.000																			

Batter	1	2	3	4	5	6	7	8	9	AB	R	H	RBI	BB	SO	LOB	BOTTOM					
Eddie Milner, L OBP: 0.345, SLG: 0.308 (1, 8)	F9		2B BB		1B SF8 1B		BB 1B BB		3-1	3	2	1	0	2	0	0						
Pete Rose, S OBP: 0.278, SLG: 0.071 (1, 3)	4-3		F6		1-3 1B		BB 1B BB		4-3	4	0	1	0	1	0	1						
Dave Parker, L OBP: 0.326, SLG: 0.543 (1, 9)	BB		1-3 2B		SF8		1-2 2-H 1B			2	0	2	2	1	0	0						
Kal Daniels, L OBP: 0.405, SLG: 0.595 (1, 7)	4-3		BB		G3		1-2 2-3 BB			2	0	0	0	2	0	2						
Dave Concepcion, R OBP: 0.243, SLG: 0.304 (1, 5) (5, 4)		K	1-3		G3-6-3 1B		F8			4	0	1	0	0	1	6						
Kurt Stillwell, S OBP: 0.300, SLG: 0.222 (1, 6)	4-3				F7		G3-6-3 1-2 1B		4-3	4	0	0	0	0	0	1						
Bo Diaz, R OBP: 0.318, SLG: 0.373 (1, 2)		BB			F9		F6		6-3	3	0	0	0	1	0	0						
Ron Oester, S OBP: 0.230, SLG: 0.239 Buddy Bell, R OBP: 0.235, SLG: 0.217 (1, 4) (5, 5)	F8				K		6-3		F8	2	0	0	0	0	1	1						
Mario Soto, R OBP: 0.115, SLG: 0.111 Tracy Jones, R OBP: 0.203, SLG: 0.276 Scott Terry, R OBP: 0.346, SLG: 0.344 Eric Davis, R OBP: 0.300, SLG: 0.583 Max Venable, L OBP: 0.300, SLG: 0.583 (1, 1) (5, PH) (6, 1) (7, PH) (8, 1) (9, PH)		K			K		K		F4	1	0	0	0	0	1	0						
Inning Stats	R: 0 E: 0 K: 0 S: 3	H: 0 LOB: 1 BB: 1 P: 7	R: 0 E: 0 K: 1 S: 5	H: 0 LOB: 1 BB: 1 P: 9	R: 0 E: 0 K: 1 S: 6	H: 1 LOB: 3 BB: 2 P: 14	R: 0 E: 0 K: 1 S: 5	H: 0 LOB: 0 BB: 0 P: 5	R: 1 E: 0 K: 1 S: 7	H: 2 LOB: 1 BB: 0 P: 7	R: 0 E: 0 K: 0 S: 3	H: 1 LOB: 0 BB: 0 P: 3	R: 1 E: 0 K: 1 S: 6	H: 1 LOB: 3 BB: 3 P: 18	R: 0 E: 0 K: 0 S: 3	H: 0 LOB: 0 BB: 0 P: 3	R: 0 E: 0 K: 0 S: 3	H: 0 LOB: 0 BB: 0 P: 3	1B: 4 2B: 1 3B: 0 HR: 0	SF: 1 SAC: 0 DP: 1 HBP: 0	WP: 0 PB: 0 SB: 0 CS: 0	PA: 38
PITCHER	IP WLS BF H R ER SO BB IBB HBP BLK WP HR S P ERA WHIP	IP WLS BF H R ER SO BB IBB HBP BLK WP HR S P ERA WHIP																				
Ron Darling, R ERA: 5.74 (1, 1)	6.2 W 29 4 2 2 5 6 0 0 0 0 0 33 57 2.70 1.500																					
Randy Niemann, L ERA: 7.71 (7, 1)	0.0 2 1 0 0 0 1 0 0 0 0 0 1 5 ∞ ∞																					
Roger McDowell, R ERA: 4.5 (7, 1)	2.1 S 7 0 0 0 0 0 0 0 0 0 7 7 0.00 0.000																					


New York Mets @ Cincinnati Reds
Riverfront Stadium, Cincinnati, OH
Sun May 04 1986, 3:33 AM EDT
Att: 25,407 - Unknown

AB 40
R 7
H 14
RBI 7
BB 4
SO 7
LOB 23



New York Mets @ Cincinnati Reds
Riverfront Stadium, Cincinnati, OH
Sun May 04 1986, 3:33 AM EDT
Att: 25,407 - Unknown

AB 30
R 2
H 5
RBI 2
BB 7
SO 5
LOB 11



Batter	1	2	3	4	5	6	7	8	9	AB	R	H	RBI	BB	SO	LOB	TOP		
Bill Doran, S OBP: 0.411, SLG: 0.337 (1, 4)	F7			3-1		6-3			FC3-6 E 1B	4	0	0	0	0	0	1			
Craig Reynolds, L OBP: 0.392, SLG: 0.523 (1, 6)	K			3-1		L4			E 1B	4	0	1	0	0	0	1			
Jose Cruz, L OBP: 0.226, SLG: 0.200 (1, 7)	K			F8			3-1		E4	4	0	0	0	0	0	1			
Glenn Davis, R OBP: 0.263, SLG: 0.451 (1, 3)		5-3			BB 1B		K		G1-2-3	4	0	1	0	0	1	3			
Denny Walling, L OBP: 0.309, SLG: 0.360 (1, 5)		4-3			F8		4-3			3	0	0	0	0	0	1			
Alan Ashby, S OBP: 0.390, SLG: 0.468 Mike Madden, L (8, 1)		G3			K			K		3	0	0	0	0	2	1			
Kevin Bass, S OBP: 0.316, SLG: 0.391 (1, 8)			F8		1-2 BB			K		2	0	0	0	1	1	0			
Terry Puhl, L OBP: 0.283, SLG: 0.270 (1, 9)			K		F7			F8		3	0	0	0	0	1	2			
Bob Knepper, L OBP: 0.056, SLG: 0.056 Charlie Kerfeld, R (7, 1) Mark Bailey, S OBP: 0.216, SLG: 0.182 (8, 2)			6-3		F8				FC3-6 BB	2	0	0	0	0	0	0			
Inning Stats	R: 0 H: 0 E: 0 K: 2 S: 7	H: 0 LOB: 0 BB: 0 P: 7	R: 0 H: 0 E: 0 K: 0 S: 3	H: 0 LOB: 0 BB: 0 P: 3	R: 0 H: 0 E: 0 K: 1 S: 5	H: 0 LOB: 0 BB: 0 P: 5	R: 0 H: 0 E: 0 K: 0 S: 3	H: 1 LOB: 2 BB: 1 P: 10	R: 0 H: 0 E: 0 K: 1 S: 6	H: 0 LOB: 0 BB: 0 P: 3	R: 0 H: 0 E: 0 K: 1 S: 5	H: 0 LOB: 0 BB: 0 P: 5	R: 0 H: 0 E: 0 K: 2 S: 7	H: 0 LOB: 0 BB: 0 P: 7	R: 0 H: 1 E: 1 K: 0 S: 4	H: 1 LOB: 2 BB: 1 P: 8	1B: 2 2B: 0 3B: 0 HR: 0	SF: 0 SAC: 0 DP: 1 HBP: 0	WP: 0 PA: 31 PB: 0 SB: 0 CS: 0
PITCHER Dwight Gooden, R ERA: 1.04 (1, 1)	IP: 9.0 WLS: W BF: 31 H: 2 R: 0 ER: 0 SO: 7 BB: 2 IBB: 0 HBP: 0 BLK: 0 WP: 0 HR: 0 S: 43 P: 51 ERA: 0.00 WHIP: 0.444															PITCHER			

Houston Astros @ New York Mets
Shea Stadium, Flushing, NY
Tue May 06 1986, 7:05 PM EDT
Att: 41,722 - Unknown

AB	29
R	0
H	2
RBI	0
BB	2
SO	7
LOB	10



Batter	1	2	3	4	5	6	7	8	9	AB	R	H	RBI	BB	SO	LOB	BOTTOM		
Kevin Mitchell, R OBP: 0.333, SLG: 0.500 Lenny Dykstra, L OBP: 0.380, SLG: 0.406 (7, FR) (8, 8)	1-3			5-3		1-3	FC4-6 1B			4	0	1	1	0	0	0			
Tim Lincecum, R OBP: 0.321, SLG: 0.400 (1, 4)	K			5-3		2B	FC4-6 BB			4	0	1	0	0	1	1			
Keith Hernandez, L OBP: 0.424, SLG: 0.482 (1, 3)	F7			2B		BB	1-2 BB			2	0	1	0	2	0	0			
Gary Carter, R OBP: 0.347, SLG: 0.410 (1, 2)		6-3		F8		F8	K			4	0	0	0	0	1	5			
Darryl Strawberry, L OBP: 0.396, SLG: 0.550 (1, 9)		4-3			K	K		K		4	0	0	0	0	3	2			
George Foster, R OBP: 0.375, SLG: 0.414 (1, 7)		6-3			HR		E 3B BB	K		3	2	1	1	1	1	0			
Ray Knight, R OBP: 0.395, SLG: 0.672 (1, 5)			F8		2B		K	5-3		4	0	1	0	0	1	1			
Rafael Santana, R OBP: 0.210, SLG: 0.179 (1, 6)			K		5-3		E5 3B			3	1	0	0	0	1	2			
Dwight Gooden, R OBP: 0.235, SLG: 0.353 (1, 1)			L1		F7		1B 3B			3	1	1	2	0	0	1			
Inning Stats	R: 0 H: 0 E: 0 K: 1 S: 5	H: 0 LOB: 0 BB: 0 P: 5	R: 0 H: 0 E: 0 K: 0 S: 3	H: 0 LOB: 0 BB: 0 P: 3	R: 0 H: 0 E: 0 K: 1 S: 5	H: 0 LOB: 0 BB: 0 P: 5	R: 0 H: 1 E: 0 K: 0 S: 4	H: 1 LOB: 1 BB: 0 P: 4	R: 1 H: 2 E: 0 K: 1 S: 7	H: 2 LOB: 1 BB: 0 P: 7	R: 0 H: 1 E: 0 K: 1 S: 6	H: 1 LOB: 2 BB: 1 P: 10	R: 3 H: 2 E: 1 K: 2 S: 10	H: 2 LOB: 2 BB: 2 P: 18	R: 0 H: 0 E: 0 K: 2 S: 7	H: 0 LOB: 0 BB: 0 P: 7	1B: 1 2B: 3 3B: 1 HR: 1	SF: 0 SAC: 0 DP: 0 HBP: 0	WP: 0 PA: 34 PB: 0 SB: 0 CS: 0
PITCHER Bob Knepper, L ERA: 1.7 (1, 1) Charlie Kerfeld, R ERA: 0.81 (7, 1) Mike Madden, L ERA: 2.45 (8, 1)	IP: 6.1 WLS: L BF: 27 H: 5 R: 4 ER: 3 SO: 5 BB: 2 IBB: 0 HBP: 0 BLK: 0 WP: 0 HR: 1 S: 35 P: 43 ERA: 4.26 WHIP: 1.105															PITCHER			

Houston Astros @ New York Mets
Shea Stadium, Flushing, NY
Tue May 06 1986, 7:05 PM EDT
Att: 41,722 - Unknown

AB	31
R	4
H	6
RBI	4
BB	3
SO	8
LOB	12



Batter	1	2	3	4	5	6	7	8	9	AB	R	H	RBI	BB	SO	LOB	TOP						
Bill Doran, S OBP: 0.393, SLG: 0.323 (1,4)	L6		F8		K		SF8		K	4	0	0	1	0	2	2	Houston Astros @ New York Mets Shea Stadium, Flushing, NY Wed May 07 1986, 7:05 PM EDT Att: 26,956 - Unknown						
Billy Hatcher, R OBP: 0.242, SLG: 0.219 (1,7)	F9		F9			2B	P5		F7	5	1	1	0	0	0	3							
Phil Garner, R OBP: 0.381, SLG: 0.661 (1,5)			K				F2		1-3	5	0	2	0	0	1	1							
Glenn Davis, R OBP: 0.260, SLG: 0.448 (1,3)	F8			5-3			F9		F9	5	0	1	1	0	1	4							
Kevin Bass, S OBP: 0.313, SLG: 0.385 (1,9)		5-3		F8			F9			4	0	1	0	0	0	1							
Dickie Thon, R OBP: 0.323, SLG: 0.327 (1,6)										2	0	1	0	1	0	1							
Jose Cruz, L OBP: 0.241, SLG: 0.216 (8, PH)										1	0	1	0	0	0	0							
Craig Reynolds, L OBP: 0.362, SLG: 0.523 (8,6)										0	0	0	0	0	0	0							
Mark Bailey, S OBP: 0.220, SLG: 0.167 (1,2)										3	1	0	0	1	0	4							
Tony Walker, R OBP: 0.290, SLG: 0.296 (1,8)										3	0	0	0	0	0	3							
Denny Walling, L OBP: 0.321, SLG: 0.373 (9, PH)										1	0	1	0	0	0	0							
Nolan Ryan, R OBP: 0.222, SLG: 0.222 (1,1)										2	0	0	0	0	1	2							
Jeff Calhoun, L (6,1)										0	0	0	0	0	0	0							
Jim Pankovits, R OBP: 0.500, SLG: 0.429 (7, PH)										1	0	1	0	0	0	0							
Frank DiPino, L (7,1)										0	0	0	0	0	0	0							
Terry Puhl, L OBP: 0.289, SLG: 0.289 (9, PH)										1	0	1	0	0	0	0							
Inning Stats	R: 0 E: 0 K: 0 S: 4	H: 1 LOB: 1 BB: 0 P: 4	R: 0 E: 1 K: 1 S: 7	H: 1 LOB: 2 BB: 0 P: 7	R: 0 E: 0 K: 1 S: 5	H: 0 LOB: 0 BB: 0 P: 5	R: 0 E: 0 K: 0 S: 3	H: 0 LOB: 1 BB: 1 P: 7	R: 0 E: 0 K: 1 S: 5	H: 0 LOB: 0 BB: 0 P: 5	R: 1 E: 0 K: 0 S: 5	H: 2 LOB: 1 BB: 0 P: 5	R: 1 E: 0 K: 0 S: 4	H: 1 LOB: 1 BB: 1 P: 8	R: 0 E: 0 K: 1 S: 7	H: 2 LOB: 2 BB: 0 P: 7	R: 0 E: 0 K: 1 S: 8	H: 3 LOB: 3 BB: 0 P: 8	R: 0 E: 0 K: 1 S: 8	H: 3 LOB: 3 BB: 0 P: 8	1B: 9 2B: 1 3B: 0 HR: 0	SF: 1 SAC: 0 DP: 0 HBP: 0	WP: 0 PA: 40 PB: 0 SB: 0 CS: 0
PITCHER	IP WLS BF H R ER SO BB IBB HBP BLK WP HR S P ERA WHIP																						
Sid Fernandez, L ERA: 2.76 (1,1)	7.0 W 29 5 2 2 3 2 0 0 0 0 0 0 33 41 2.57 1.000																						
Roger McDowell, R ERA: 4.29 (8,1)	1.0 6 3 0 0 1 0 0 0 0 0 0 0 8 8 0.00 3.000																						
Jesse Orosco, L ERA: (9,1)	1.0 S 5 2 0 0 1 0 0 0 0 0 0 0 7 7 0.00 2.000																						

Batter	1	2	3	4	5	6	7	8	9	AB	R	H	RBI	BB	SO	LOB	BOTTOM				
Lenny Dykstra, L OBP: 0.386, SLG: 0.425 (1,8)	K									4	0	2	1	0	1	1	Houston Astros @ New York Mets Shea Stadium, Flushing, NY Wed May 07 1986, 7:05 PM EDT Att: 26,956 - Unknown				
Howard Johnson, S OBP: 0.383, SLG: 0.476 (1,6)										3	0	1	0	0	1	1					
Keith Hernandez, L OBP: 0.427, SLG: 0.477 (1,3)										3	1	1	0	1	0	1					
Darryl Strawberry, L OBP: 0.390, SLG: 0.571 (1,9)										4	1	1	2	0	2	3					
Gary Carter, R OBP: 0.354, SLG: 0.407 (1,2)										3	0	1	0	1	0	1					
George Foster, R OBP: 0.353, SLG: 0.387 (1,7)										4	0	0	0	0	0	4					
Ray Knight, R OBP: 0.388, SLG: 0.648 (1,5)										4	1	1	0	0	0	1					
Tim Lincecum, R OBP: 0.316, SLG: 0.375 (1,4)										3	0	0	0	1	0	2					
Sid Fernandez, L OBP: 0.308, SLG: 0.250 (1,1)										2	0	0	0	0	0	2					
Roger McDowell, R OBP: 0.250, SLG: 0.250 (8,1)										1	0	0	0	0	0	1					
Jesse Orosco, R ERA: 2.13 (9,1)										0	0	0	0	0	0	0					
Inning Stats	R: 0 E: 0 K: 2 S: 8	H: 1 LOB: 3 BB: 2 P: 16	R: 0 E: 1 K: 0 S: 4	H: 0 LOB: 1 BB: 0 P: 4	R: 2 E: 0 K: 1 S: 7	H: 2 LOB: 0 BB: 0 P: 7	R: 1 E: 0 K: 0 S: 5	H: 2 LOB: 1 BB: 0 P: 5	R: 0 E: 0 K: 0 S: 4	H: 1 LOB: 1 BB: 0 P: 4	R: 0 E: 1 K: 0 S: 3	H: 1 LOB: 2 BB: 1 P: 7	R: 0 E: 0 K: 1 S: 5	H: 0 LOB: 1 BB: 0 P: 6	R: 0 E: 1 K: 0 S: 4	H: 0 LOB: 1 BB: 0 P: 4	R: 0 E: 0 K: 0 S: 8	H: 0 LOB: 1 BB: 0 P: 4	1B: 4 2B: 2 3B: 0 HR: 1	SF: 0 SAC: 1 DP: 1 HBP: 1	WP: 1 PA: 36 PB: 0 SB: 0 CS: 0
PITCHER	IP WLS BF H R ER SO BB IBB HBP BLK WP HR S P ERA WHIP																				
Nolan Ryan, R ERA: 5.32 (1,1)	5.0 L 24 6 3 3 3 2 0 0 0 0 0 0 3 7 5.40 1.600																				
Jeff Calhoun, L ERA: 2.08 (6,1)	1.0 4 1 0 0 0 1 0 0 0 0 0 0 3 7 0.00 2.000																				
Frank DiPino, L ERA: 2.13 (7,1)	2.0 8 0 0 0 1 0 0 0 1 0 0 0 9 10 0.00 0.000																				

Batter	1	2	3	4	5	6	7	8	9	AB	R	H	RBI	BB	SO	LOB	TOP								
Tracy Jones, R (1,7) OBP: 0.341, SLG: 0.308										4	0	0	0	0	1	1									
Dave Concepcion, R (1,6) OBP: 0.308, SLG: 0.361										4	0	3	0	0	0	0									
Dave Parker, L (1,9) OBP: 0.298, SLG: 0.500										4	0	0	0	0	2	3									
Tony Perez, R (1,3) OBP: 0.286, SLG: 0.118										4	0	0	0	0	2	1									
Buddy Bell, R (1,5) OBP: 0.257, SLG: 0.258										4	1	1	0	0	2	0									
Eric Davis, R (1,8) OBP: 0.275, SLG: 0.324										3	0	0	0	0	2	1									
Max Venable, L (9,PH) OBP: 0.333, SLG: 0.500										1	0	0	0	0	0	0									
Bo Diaz, R (1,2) OBP: 0.354, SLG: 0.403										2	0	2	0	1	0	0									
Ron Oester, S (1,4) OBP: 0.236, SLG: 0.265										2	0	0	1	0	0	2									
Mario Soto, R (1,1) OBP: 0.100, SLG: 0.100										1	0	0	0	0	0	1									
Kurt Stillwell, S (8,PH) OBP: 0.273, SLG: 0.205										1	0	0	0	0	1	0									
John Franco, L (8,1)										0	0	0	0	0	0	0									
Inning Stats	R: 0 E: 0 K: 2 S: 7	H: 1 LOB: 0 BB: 0 P: 7	R: 0 E: 0 K: 3 S: 9	H: 0 LOB: 0 BB: 0 P: 9	R: 0 E: 0 K: 0 S: 4	H: 1 LOB: 1 BB: 0 P: 4	R: 0 E: 0 K: 1 S: 5	H: 0 LOB: 0 BB: 0 P: 5	R: 1 E: 0 K: 0 S: 4	H: 1 LOB: 1 BB: 1 P: 8	R: 0 E: 0 K: 1 S: 6	H: 1 LOB: 1 BB: 0 P: 6	R: 0 E: 0 K: 2 S: 8	H: 1 LOB: 1 BB: 0 P: 8	R: 0 E: 0 K: 1 S: 6	H: 0 LOB: 0 BB: 0 P: 3	R: 0 E: 0 K: 0 S: 3	H: 0 LOB: 0 BB: 0 P: 3	1B: 5 2B: 1 3B: 0 HR: 0	SF: 1 SAC: 1 DP: 0 HBP: 0	WP: 1 PB: 0 SB: 0 CS: 1	PA: 34			
PITCHER	IP	WLS	BF	H	R	ER	SO	BB	IBB	HBP	BLK	WP	HR	S	P	ERA	WHIP								
Bob Ojeda, L (1,1) ERA: 1.49	8.0	W	30	6	1	1	10	1	0	0	0	1	0	49	53	1.12	0.875								
Roger McDowell, R (9,1) ERA: 4.05	1.0	S	3	0	0	0	0	0	0	0	0	0	0	3	3	0.00	0.000								

Cincinnati Reds @ New York Mets
Shea Stadium, Flushing, NY
Fri May 09 1986, 7:05 PM EDT
Att: 40,774 - Unknown

AB 30
R 1
H 6
RBI 1
BB 1
SO 10
LOB 9

Batter	1	2	3	4	5	6	7	8	9	AB	R	H	RBI	BB	SO	LOB	BOTTOM								
Lenny Dykstra, L (1,8) OBP: 0.379, SLG: 0.408										3	1	0	0	1	0	0									
Howard Johnson, S (1,6) OBP: 0.373, SLG: 0.478										4	0	1	1	0	1	0									
Keith Hernandez, L (1,3) OBP: 0.425, SLG: 0.467										2	0	0	0	1	0	0									
Darryl Strawberry, L (1,9) OBP: 0.379, SLG: 0.558										2	0	0	1	0	0	0									
Gary Carter, R (1,2) OBP: 0.343, SLG: 0.393										3	0	0	0	0	0	2									
Danny Heep, L (1,7) OBP: 0.387, SLG: 0.552										3	0	1	0	0	0	0									
Roger McDowell, R (9,1) OBP: 0.250, SLG: 0.250										0	0	0	0	0	0	0									
Ray Knight, R (1,5) OBP: 0.373, SLG: 0.622										3	0	0	0	0	1	1									
Tim Teufel, R (1,4) OBP: 0.317, SLG: 0.373										3	1	1	0	0	0	0									
Bob Ojeda, L (1,1) OBP: 0.143, SLG: 0.143										2	0	0	0	0	0	1									
Mookie Wilson, S (9,7)										1	0	0	0	0	0	0									
Inning Stats	R: 0 E: 0 K: 0 S: 3	H: 0 LOB: 0 BB: 0 P: 3	R: 0 E: 0 K: 1 S: 6	H: 1 LOB: 0 BB: 0 P: 6	R: 0 E: 0 K: 0 S: 3	H: 0 LOB: 0 BB: 0 P: 3	R: 0 E: 0 K: 0 S: 3	H: 0 LOB: 0 BB: 0 P: 3	R: 2 E: 0 K: 0 S: 5	H: 2 LOB: 2 BB: 2 P: 13	R: 0 E: 0 K: 0 S: 3	H: 0 LOB: 0 BB: 0 P: 3	R: 0 E: 0 K: 1 S: 5	H: 0 LOB: 0 BB: 0 P: 5	R: 0 E: 0 K: 0 S: 3	H: 0 LOB: 0 BB: 0 P: 3	1B: 2 2B: 1 3B: 0 HR: 0	SF: 1 SAC: 0 DP: 0 HBP: 0	WP: 0 PB: 0 SB: 0 CS: 0	PA: 29					
PITCHER	IP	WLS	BF	H	R	ER	SO	BB	IBB	HBP	BLK	WP	HR	S	P	ERA	WHIP								
Mario Soto, R (1,1) ERA: 4.25	7.0	L	26	3	2	2	1	1	0	0	0	0	0	26	34	2.57	0.571								
John Franco, L (8,1) ERA: 2.14	1.0		3	0	0	0	1	0	0	0	0	0	0	5	5	0.00	0.000								

Cincinnati Reds @ New York Mets
Shea Stadium, Flushing, NY
Fri May 09 1986, 7:05 PM EDT
Att: 40,774 - Unknown

AB 26
R 2
H 3
RBI 2
BB 2
SO 2
LOB 4

Batter	1	2	3	4	5	6	7	8	9	AB	R	H	RBI	BB	SO	LOB	TOP				
Eddie Milner, L OBP: 0.366, SLG: 0.361 (1, 8)	F8		4-3			4-3		BB		3	0	0	0	1	0	0	Cincinnati Reds @ New York Mets Shea Stadium, Flushing, NY Sat May 10 1986, 3:33 AM EDT Att: 45,303 - Unknown				
Pete Rose, S OBP: 0.290, SLG: 0.167 (1, 3)	FC6-4 BB		F8			F7		4-3		3	0	0	0	1	0	1					
Max Venable, L OBP: 0.333, SLG: 0.471 Tracy Jones, R OBP: 0.356, SLG: 0.308 (9, PH)	FC6-4 BB 1-2			3-1			E1 F9 6-3 1B		6-3 BB	3	1	1	0	0	0	1					
Dave Parker, L OBP: 0.296, SLG: 0.485 (1, 9)	4-0 1-2 BB			5-3			F9 2-3		K	3	0	0	0	1	1	2					
Dave Concepcion, R OBP: 0.295, SLG: 0.345 (1, 6)	F9			F8			6-3		6-3	4	0	0	1	0	0	3					
Buddy Bell, R OBP: 0.269, SLG: 0.271 (1, 5)		5-3				G1-6-3 1B		FC6-4 1B													
Bo Diaz, R OBP: 0.341, SLG: 0.387 (1, 2)		K				G1-6-3 1-2		FC6-4 1-2		3	0	0	0	0	1	2					
Ron Oester, S OBP: 0.228, SLG: 0.256 (1, 4)		1-3				K			4-3	3	0	0	0	0	1	0					
Tom Browning, L OBP: 0.083, SLG: 0.083 Kal Daniels, L OBP: 0.373, SLG: 0.511 Joe Price, R Ron Robinson, R (8, 1)			K			F7		K		2	0	0	0	0	1	0					
										1	0	0	0	0	1	0					
										0	0	0	0	0	0	0					
										0	0	0	0	0	0	0					
Inning Stats	R: 0 E: 0 K: 0 S: 3	H: 0 LOB: 2 BB: 2 P: 11	R: 0 E: 0 K: 1 S: 5	H: 0 LOB: 0 BB: 0 P: 5	R: 0 E: 0 K: 1 S: 5	H: 0 LOB: 0 BB: 0 P: 5	R: 0 E: 0 K: 0 S: 3	H: 1 LOB: 1 BB: 0 P: 5	R: 0 E: 0 K: 0 S: 3	H: 0 LOB: 0 BB: 0 P: 3	R: 1 E: 1 K: 0 S: 5	H: 2 LOB: 1 BB: 0 P: 5	R: 0 E: 0 K: 1 S: 5	H: 0 LOB: 1 BB: 1 P: 9	R: 0 E: 0 K: 1 S: 5	H: 0 LOB: 1 BB: 1 P: 9	1B: 3 2B: 0 3B: 0 HR: 0	SF: 0 SAC: 0 DP: 1 HBP: 0	WP: 0 PB: 0 SB: 0 CS: 0	PA: 33	
PITCHER	IP	WLS	BF	H	R	ER	SO	BB	IBB	HBP	BLK	WP	HR	S	P	ERA	WHIP				
Ron Darling, R ERA: 4.41	(1, 1)	8.0	W	29	3	1	0	4	3	0	0	0	0	34	46	0.00	0.750				
Jesse Orosco, L ERA:	(9, 1)	1.0		4	0	0	0	1	1	0	0	0	0	5	9	0.00	1.000				

AB	29
R	1
H	3
RBI	1
BB	4
SO	5
LOB	10



Batter	1	2	3	4	5	6	7	8	9	AB	R	H	RBI	BB	SO	LOB	BOTTOM					
Mookie Wilson, S OBP: 0.333, SLG: 0.600 (1, 8)	G3				1-3		K			4	0	1	1	1	1	0	Cincinnati Reds @ New York Mets Shea Stadium, Flushing, NY Sat May 10 1986, 3:33 AM EDT Att: 45,303 - Unknown					
Kevin Mitchell, R OBP: 0.316, SLG: 0.486 (1, 6)	F7		3B			1B		6-3		5	1	1	0	0	2	4						
Keith Hernandez, L OBP: 0.436, SLG: 0.479 (1, 3)			F7			2B				4	1	3	1	0	0	1						
Gary Carter, R OBP: 0.340, SLG: 0.420 (1, 2)	4-3					1B				4	1	1	2	0	1	3						
Darryl Strawberry, L OBP: 0.364, SLG: 0.533 (1, 9)		F8				K		F7		4	0	0	0	0	2	1						
George Foster, R OBP: 0.347, SLG: 0.424 Lenny Dykstra, L OBP: 0.379, SLG: 0.408 (8, FR)		F8				HR		F2		4	1	1	1	0	0	0						
Ray Knight, R OBP: 0.368, SLG: 0.615 (1, 5)						HR		E6 BB 1B		0	1	0	0	0	0	0						
Tim Teufel, R OBP: 0.344, SLG: 0.377 (1, 4)								P6		4	0	1	0	0	0	1						
Tim Teufel, R OBP: 0.344, SLG: 0.377 (1, 4)								F9		2	0	1	0	2	0	0						
Ron Darling, R OBP: 0.125, SLG: 0.067 Howard Johnson, S OBP: 0.385, SLG: 0.478 Jesse Orosco, R (8, PH)								BB BB 1B		3	0	0	0	0	1	3						
								BB BB		0	0	0	0	1	0	0						
								1-2 2-3		0	0	0	0	0	0	0						
Inning Stats	R: 0 E: 0 K: 0 S: 4	H: 1 LOB: 1 BB: 0 P: 4	R: 0 E: 0 K: 0 S: 4	H: 1 LOB: 2 BB: 1 P: 8	R: 0 E: 0 K: 2 S: 8	H: 1 LOB: 1 BB: 0 P: 8	R: 1 E: 0 K: 1 S: 6	H: 1 LOB: 1 BB: 1 P: 10	R: 1 E: 0 K: 0 S: 5	H: 2 LOB: 1 BB: 0 P: 5	R: 0 E: 0 K: 0 S: 3	H: 0 LOB: 0 BB: 0 P: 3	R: 0 E: 0 K: 2 S: 7	H: 0 LOB: 0 BB: 0 P: 7	R: 3 E: 1 K: 2 S: 11	H: 3 LOB: 3 BB: 2 P: 19	1B: 4 2B: 2 3B: 1 HR: 2	SF: 0 SAC: 0 DP: 0 HBP: 0	WP: 0 PB: 0 SB: 0 CS: 0	PA: 38		
PITCHER	IP	WLS	BF	H	R	ER	SO	BB	IBB	HBP	BLK	WP	HR	S	P	ERA	WHIP					
Tom Browning, L ERA: 4.66	(1, 1)	7.0	L	29	6	2	2	5	1	0	0	0	0	37	45	2.57	1.000					
Joe Price, L ERA: 3.18	(8, 1)	0.2		7	3	3	2	1	1	0	0	0	0	1	8	12	27.00	6.000				
Ron Robinson, R ERA: 2.05	(8, 1)	0.1		2	0	0	0	1	1	0	0	0	0	3	7	0.00	3.000					



Batter	1	2	3	4	5	6	7	8	9	AB	R	H	RBI	BB	SO	LOB	TOP								
Eddie Milner, L OBP: 0.391, SLG: 0.359	0-0 F8 1B	4-0 1B BB		0-0 1-3		4-0 BB		0-3 K	3 1 1 0 2 1 1																
Pete Rose, S OBP: 0.306, SLG: 0.207	0-0 1-2 1B	0-0 1-1 2-H 3-H 1B		0-0 4-3		0-3 K		0-0 4-3	5 0 2 3 0 1 3																
Max Venable, L OBP: 0.261, SLG: 0.364	0-0 F8 2-3	4-3		0-0 F8		0-0 3-1		0-0 4-3	5 0 0 0 0 0 3																
Dave Parker, L OBP: 0.304, SLG: 0.486	0-3 K		0-0 G6-4-3 1B		0-0 1B		0-0 1-3		4 0 2 0 0 1 2																
Dave Concepcion, R OBP: 0.283, SLG: 0.330	0-3 K		0-0 G6-4-3 1-2		0-0 L4		0-0 6-3		4 0 0 0 0 1 4																
Buddy Bell, R OBP: 0.280, SLG: 0.264		0-0 F9	0-0 L6		0-0 SH1-4 BB HBP		4-0 4-3 BB		2 0 0 0 1 0 0																
Bo Diaz, R OBP: 0.348, SLG: 0.405		0-0 1B 1B		0-0 1-3 2B		0-0 F9		0-0 F7	4 1 2 0 0 0 2								AB 33								
Ron Oester, S OBP: 0.240, SLG: 0.258		0-0 1-3 1B 1B		0-3 K		4-0 SH1-4 BB		0-0 4-3	3 1 1 0 1 1 2								R 3								
Bill Gullickson, R OBP: 0.167, SLG: 0.167		0-0 4-3		0-0 1-3		0-0 SH1-4		0-0 4-3	0 0 0 0 0 0 0								H 8								
Joe Price, R OBP: 0.167, SLG: 0.167		0-0 4-3		0-0 1-3		0-0 SH1-4		0-0 4-3	0 0 0 0 0 0 0								RBI 3								
Ron Robinson, R OBP: 0.167, SLG: 0.167		0-0 4-3		0-0 1-3		0-0 SH1-4		0-0 4-3	0 0 0 0 0 0 0								BB 4								
Kal Daniels, L OBP: 0.365, SLG: 0.500		0-0 4-3		0-0 1-3		0-0 SH1-4		0-0 4-3	1 0 0 0 0 0 1								SO 5								
John Franco, L OBP: 0.365, SLG: 0.500		0-0 4-3		0-0 1-3		0-0 SH1-4		0-0 4-3	0 0 0 0 0 0 0								LOB 21								
Inning Stats	R: 0 E: 0 K: 2 S: 9	H: 2 LOB: 2 BB: 0 P: 9	R: 3 E: 0 K: 0 S: 6	H: 3 LOB: 1 BB: 1 P: 10	R: 0 E: 0 K: 0 S: 3	H: 1 LOB: 0 BB: 0 P: 3	R: 0 E: 0 K: 1 S: 6	H: 1 LOB: 1 BB: 0 P: 6	R: 0 E: 0 K: 0 S: 4	H: 1 LOB: 1 BB: 0 P: 4	R: 0 E: 0 K: 0 S: 5	H: 0 LOB: 2 BB: 2 P: 14	R: 0 E: 0 K: 0 S: 3	H: 0 LOB: 0 BB: 0 P: 3	R: 0 E: 0 K: 0 S: 3	H: 0 LOB: 1 BB: 1 P: 7	R: 0 E: 0 K: 1 S: 5	H: 0 LOB: 0 BB: 0 P: 5	1B: 7 2B: 1 3B: 0 HR: 0	SF: 0 SAC: 1 DP: 1 HBP: 1	WP: 0 PB: 0 SB: 0 CS: 0	PA: 39			
PITCHER	IP	WLS	BF	H	R	ER	SO	BB	IBB	HBP	BLK	WP	HR	S	P	ERA	WHIP								
Dwight Gooden, R ERA: 1.42	5.0	L	23	8	3	3	3	1	0	0	0	0	0	28	32	5.40	1.800								
Rick Aguilera, R ERA: 7.89	0.2		5	0	0	0	0	2	0	1	0	0	0	2	11	0.00	3.000								
Randy Niemann, L ERA: 6.0	1.1		4	0	0	0	1	0	0	0	0	0	0	6	6	0.00	0.000								
Roger McDowell, R ERA: 3.88	2.0		7	0	0	0	1	1	0	0	0	0	0	8	12	0.00	0.500								

Cincinnati Reds @ New York Mets
Shea Stadium, Flushing, NY
Sun May 11 1986, 3:33 AM EDT
Att: 44,236 - Unknown

AB	33
R	3
H	8
RBI	3
BB	4
SO	5
LOB	21



Batter	1	2	3	4	5	6	7	8	9	AB	R	H	RBI	BB	SO	LOB	BOTTOM								
Lenny Dykstra, L OBP: 0.374, SLG: 0.392	0-0 4-3			4-0 L5-4 BB BB	0-0 F7		0-0 F9		3 0 0 0 1 0 3																
Howard Johnson, S OBP: 0.393, SLG: 0.458	0-0 F8			4-0 1-2 BB BB		4-0 2B SF8 BB		0-3 K	2 1 0 0 2 1 0																
Keith Hernandez, L OBP: 0.430, SLG: 0.480	0-0 6-3			0-0 L5-4 2-3		0-0 1-3 2B		0-0 4-3	4 0 1 0 0 0 2																
Darryl Strawberry, L OBP: 0.360, SLG: 0.522		0-3 K		0-0 F7		0-0 SF8		1-0 BB HBP	2 0 0 1 0 1 1																
Gary Carter, R OBP: 0.345, SLG: 0.418		0-0 F7			0-0 1B 1B		0-3 K	4-0 1-2 BB	3 1 1 0 1 1 1																
George Foster, R OBP: 0.329, SLG: 0.400		0-0 F5			0-0 F9		0-3 K	0-3 K	4 0 0 0 0 2 4																
Ray Knight, R OBP: 0.363, SLG: 0.598			0-0 G3		0-0 1B 1-2 1B		0-0 5-3		4 0 1 0 0 0 0								AB 30								
Tim Lincecum, R OBP: 0.324, SLG: 0.351			0-0 6-3		0-0 P6		0-3 K		4 0 0 0 0 1 2								R 2								
Dwight Gooden, R ERA: 3.29			0-0 5-3		0-0 1-3 2-H 1B		0-0 1B		1 0 0 0 0 0 0								H 5								
Danny Higginson, L OBP: 0.222, SLG: 0.333									1 0 1 1 0 0 0								RBI 2								
Rick Aguilera, R ERA: 7.89									0 0 0 0 0 0 0								BB 4								
Randy Niemann, L ERA: 6.0									0 0 0 0 0 0 0								SO 7								
Mookie Wilson, S OBP: 0.220, SLG: 0.357									1 0 1 0 0 0 0								LOB 13								
Roger McDowell, R ERA: 3.88									0 0 0 0 0 0 0																
Kevin Mitchell, R OBP: 0.266, SLG: 0.474									1 0 0 0 0 0 1																
Inning Stats	R: 0 E: 0 K: 0 S: 3	H: 0 LOB: 0 BB: 0 P: 3	R: 0 E: 0 K: 1 S: 5	H: 0 LOB: 0 BB: 0 P: 5	R: 0 E: 0 K: 0 S: 3	H: 0 LOB: 0 BB: 0 P: 3	R: 0 E: 0 K: 0 S: 2	H: 0 LOB: 1 BB: 2 P: 10	R: 1 E: 0 K: 2 S: 8	H: 3 LOB: 2 BB: 0 P: 6	R: 0 E: 0 K: 1 S: 6	H: 1 LOB: 1 BB: 0 P: 6	R: 0 E: 0 K: 2 S: 7	H: 0 LOB: 2 BB: 1 P: 12	R: 0 E: 0 K: 1 S: 5	H: 0 LOB: 0 BB: 0 P: 5	1B: 4 2B: 2 3B: 0 HR: 0	SF: 1 SAC: 0 DP: 1 HBP: 1	WP: 0 PB: 0 SB: 0 CS: 0	PA: 36					
PITCHER	IP	WLS	BF	H	R	ER	SO	BB	IBB	HBP	BLK	WP	HR	S	P	ERA	WHIP								
Bill Gullickson, R ERA: 3.29	5.0	W	21	4	2	2	1	3	0	0	0	0	0	20	32	3.60	1.400								
Joe Price, L ERA: 3.09	0.1		1	0	0	0	0	0	0	0	0	0	0	1	1	0.00	0.000								
Ron Robinson, R ERA: 1.9	1.2		6	1	0	0	3	0	0	0	0	0	0	12	12	0.00	0.600								
John Franco, L ERA: 1.96	2.0	S	8	0	0	0	3	1	0	1	0	0	0	12	17	0.00	0.500								

Cincinnati Reds @ New York Mets
Shea Stadium, Flushing, NY
Sun May 11 1986, 3:33 AM EDT
Att: 44,236 - Unknown

AB	30
R	2
H	5
RBI	2
BB	4
SO	7
LOB	13



Batter	1	2	3	4	5	6	7	8	9	AB	R	H	RBI	BB	SO	LOB	TOP					
Bill Sample, R OBP: 0.317, SLG: 0.359 (1, 9)	F9		E7 1B		K			FC6-4 FC4		4	0	1	0	0	1	1						
Rafael Ramirez, R OBP: 0.289, SLG: 0.375 (1, 5)	K		K			F8		FC4		4	0	0	0	0	2	2						
Dale Murphy, R OBP: 0.403, SLG: 0.606 (1, 8)	K		K							3	0	1	0	1	2	1						
Bob Horner, R OBP: 0.299, SLG: 0.422 (1, 3)					F8					4	0	1	0	0	1	3						
Terry Harper, R OBP: 0.313, SLG: 0.319 Claudel Washington, L OBP: 0.300, SLG: 0.467 (9, PH) (9, 9)					5-3					2	0	0	0	1	1	1						
Andres Thomas, R OBP: 0.391, SLG: 0.523 (1, 6)					5-3					1	0	0	0	0	1	0						
Ozzie Virgil, R OBP: 0.253, SLG: 0.333 (1, 2)										4	0	1	0	0	1	2						
Glenn Hubbard, R OBP: 0.339, SLG: 0.370 (1, 4)										3	0	0	0	1	1	3						
Rick Mahler, R OBP: 0.286, SLG: 0.300 Paul Assenmacher, L (7, 1)										4	0	0	0	0	1	3						
Inning Stats	R: 0 E: 0 K: 2 S: 7	H: 0 LOB: 0 BB: 0 P: 7	R: 0 E: 0 K: 1 S: 6	H: 1 LOB: 2 BB: 1 P: 10	R: 0 E: 1 K: 3 S: 10	H: 1 LOB: 1 BB: 0 P: 10	R: 0 E: 0 K: 0 S: 4	H: 1 LOB: 1 BB: 0 P: 4	R: 0 E: 0 K: 2 S: 7	H: 0 LOB: 0 BB: 0 P: 7	R: 0 E: 0 K: 1 S: 6	H: 1 LOB: 1 BB: 0 P: 6	R: 0 E: 0 K: 1 S: 5	H: 0 LOB: 0 BB: 0 P: 5	R: 0 E: 0 K: 1 S: 5	H: 0 LOB: 2 BB: 2 P: 13	R: 0 E: 0 K: 2 S: 7	H: 0 LOB: 1 BB: 1 P: 11	1B: 3 2B: 1 3B: 0 HR: 0	SF: 0 SAC: 0 DP: 0 HBP: 0	WP: 0 PB: 0 CS: 1	PA: 35
PITCHER	IP	WLS	BF	H	R	ER	SO	BB	IBB	HBP	BLK	WP	HR	S	P	ERA	WHIP					
Sid Fernandez, L ERA: 2.27	(1, 1)	7.0	26	4	0	0	10	1	0	0	0	0	0	45	49	0.00	0.714					
Roger McDowell, R ERA: 3.39	(8, 1)	2.0	9	0	0	0	3	3	0	0	0	0	0	12	24	0.00	1.500					

Atlanta Braves @ New York Mets
Shea Stadium, Flushing, NY
Mon May 12 1986, 7:05 PM EDT
Att: 25,906 - Unknown

AB 31
R 0
H 4
RBI 0
BB 4
SO 13
LOB 16



Batter	1	2	3	4	5	6	7	8	9	AB	R	H	RBI	BB	SO	LOB	BOTTOM					
Lenny Dykstra, L OBP: 0.372, SLG: 0.390 Kevin Mitchell, R OBP: 0.300, SLG: 0.462 Roger McDowell, R OBP: 0.250, SLG: 0.250 (7, PH) (8, 1)	E4 1B		CS 1B			K	FC5-2			3	0	1	0	0	1	0						
Howard Johnson, S OBP: 0.400, SLG: 0.462 (1, 6)	6-3 1B		K			FC6-4 1B	K			4	0	2	0	0	2	4						
Keith Hernandez, L OBP: 0.432, SLG: 0.470 (1, 3)	6-3 2-3		F9			FC6-4 BB				2	0	0	0	2	0	2						
Darryl Strawberry, L OBP: 0.357, SLG: 0.510 (1, 9)	K					FC6-4 1B				4	0	1	0	0	1	4						
Gary Carter, R OBP: 0.333, SLG: 0.400 (1, 2)			F8			FC1-4 G5-4-3				4	0	0	0	0	1	4						
George Foster, R OBP: 0.325, SLG: 0.384 (1, 7)						G5-4-3				3	0	0	0	1	0	2						
Ray Knight, R OBP: 0.368, SLG: 0.605 (1, 5)			F9							4	1	2	0	0	0	1						
Tim Lincecum, R OBP: 0.347, SLG: 0.377 (1, 4)										4	0	3	1	0	0	0						
Sid Fernandez, L OBP: 0.267, SLG: 0.214 Mookie Wilson, S OBP: 0.500, SLG: 0.667 (7, PH) (8, 8)			1-3							2	0	0	0	0	1	2						
Inning Stats	R: 0 E: 1 K: 1 S: 6	H: 1 LOB: 1 BB: 0 P: 6	R: 0 E: 0 K: 0 S: 4	H: 1 LOB: 2 BB: 1 P: 8	R: 0 E: 0 K: 1 S: 5	H: 1 LOB: 0 BB: 0 P: 5	R: 0 E: 0 K: 0 S: 3	H: 1 LOB: 0 BB: 0 P: 3	R: 0 E: 0 K: 1 S: 5	H: 0 LOB: 0 BB: 0 P: 5	R: 0 E: 0 K: 1 S: 6	H: 1 LOB: 2 BB: 1 P: 10	R: 0 E: 0 K: 1 S: 7	H: 2 LOB: 3 BB: 1 P: 11	R: 0 E: 0 K: 1 S: 5	H: 0 LOB: 1 BB: 1 P: 9	R: 1 E: 0 K: 0 S: 2	H: 2 LOB: 1 BB: 0 P: 2	1B: 8 2B: 1 3B: 0 HR: 0	SF: 0 SAC: 0 DP: 1 HBP: 0	WP: 0 PB: 0 CS: 1	PA: 35
PITCHER	IP	WLS	BF	H	R	ER	SO	BB	IBB	HBP	BLK	WP	HR	S	P	ERA	WHIP					
Rick Mahler, R ERA: 4.83	(1, 1)	6.1	27	7	0	0	4	3	0	0	0	0	0	32	44	0.00	1.579					
Paul Assenmacher, L ERA: 2.2	(7, 1)	1.2	8	2	1	1	2	1	0	0	0	0	0	11	15	5.40	1.800					

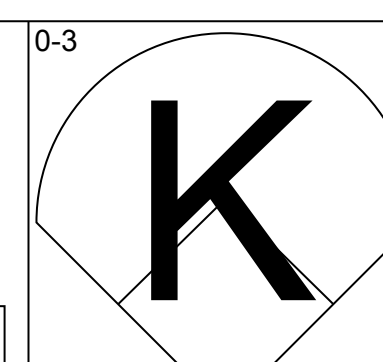
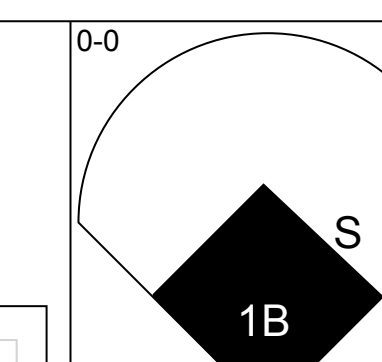
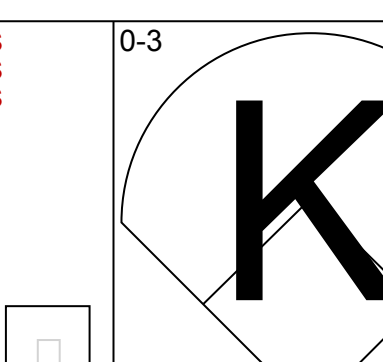
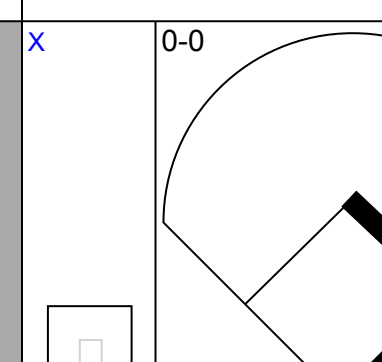
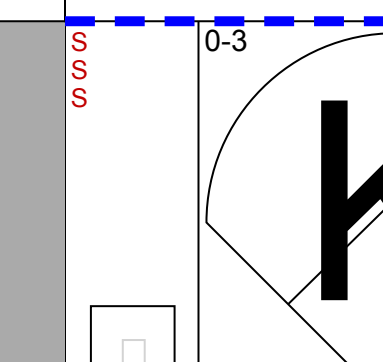
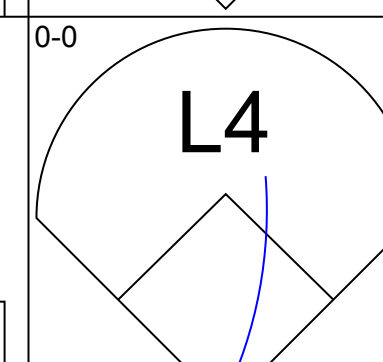
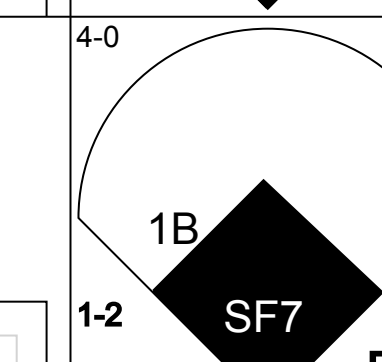
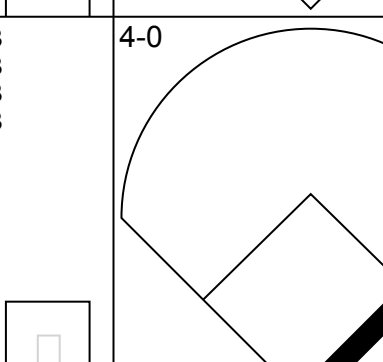
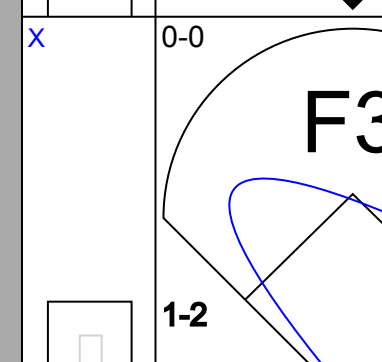
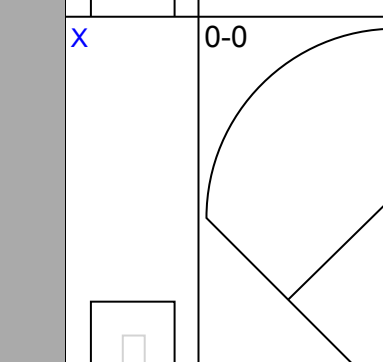
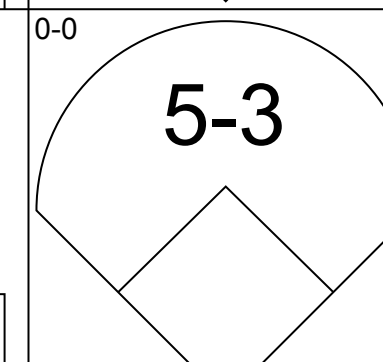
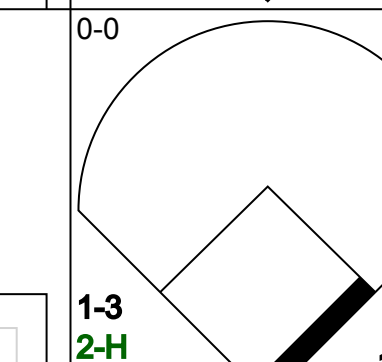
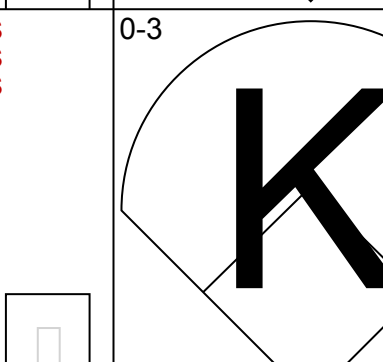
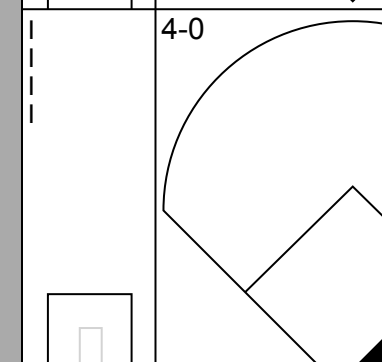
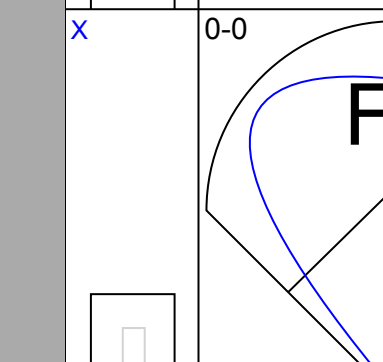
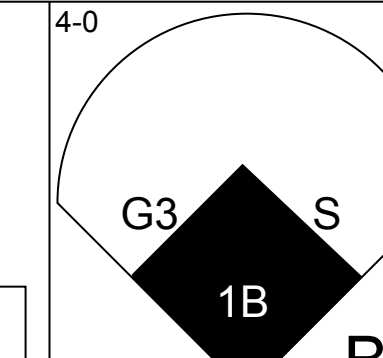
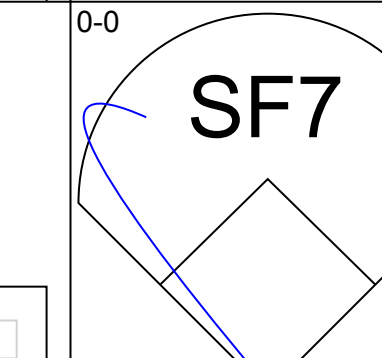
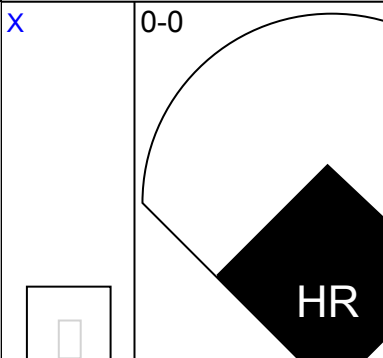
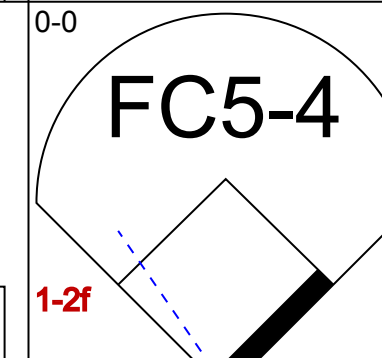
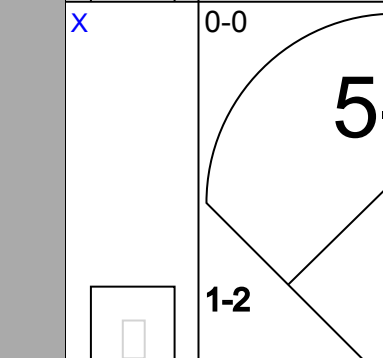

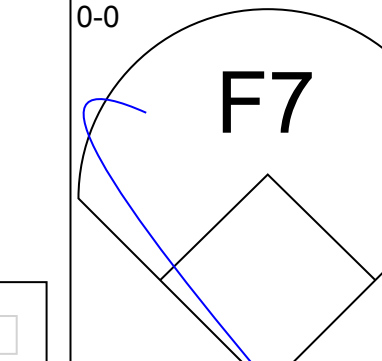
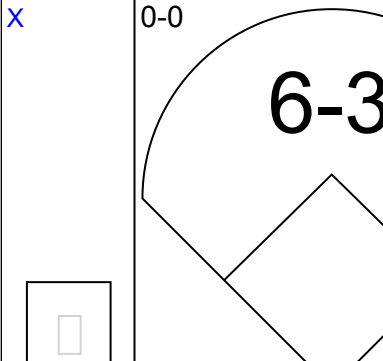
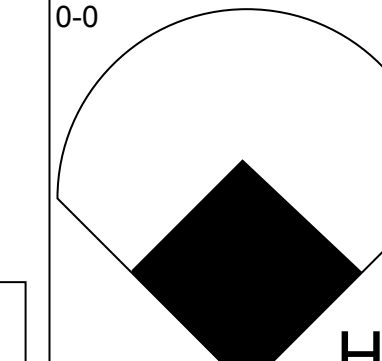

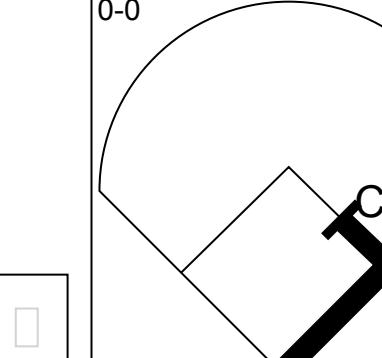
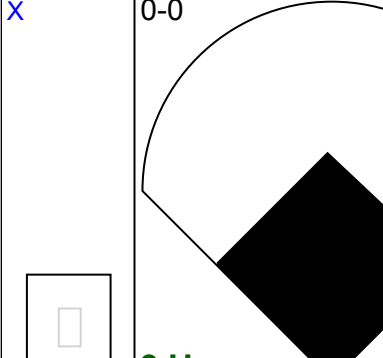
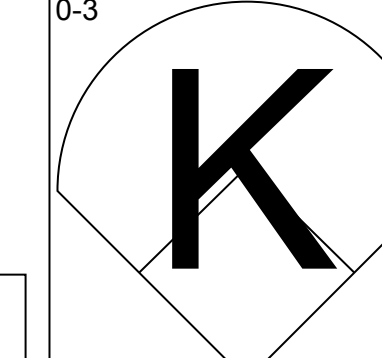

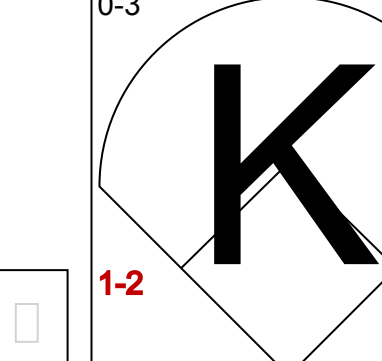
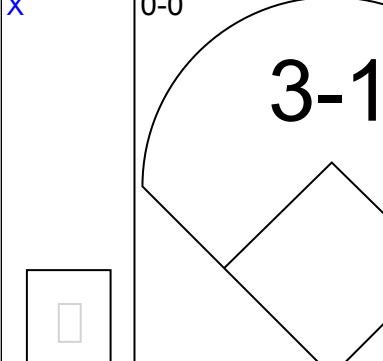
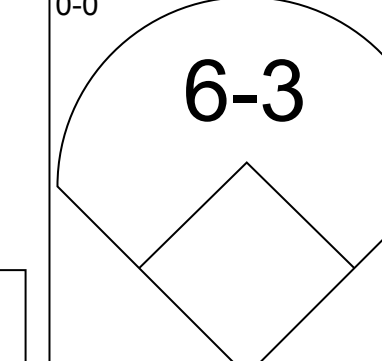

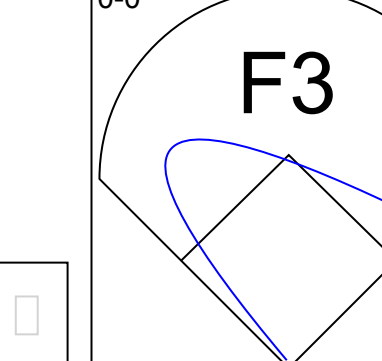
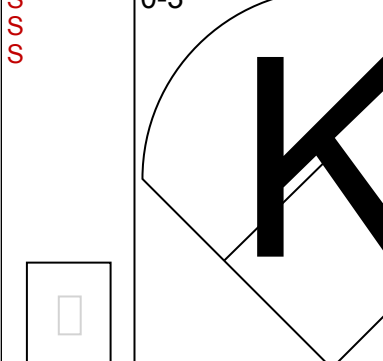
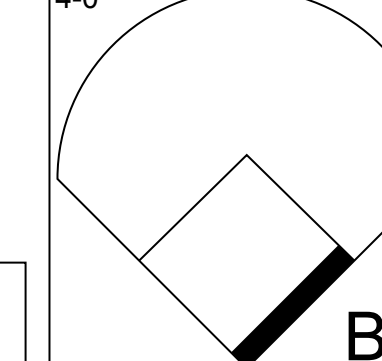
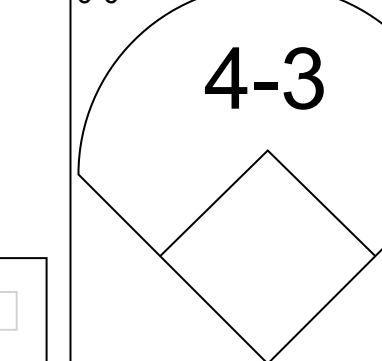
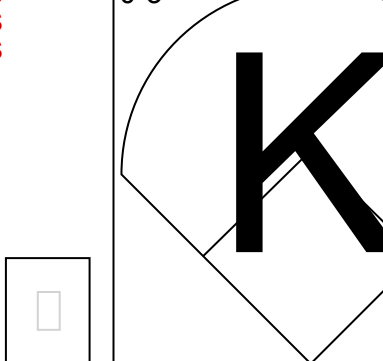
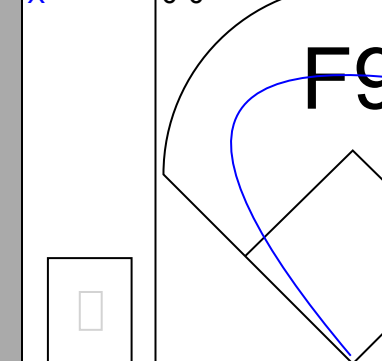
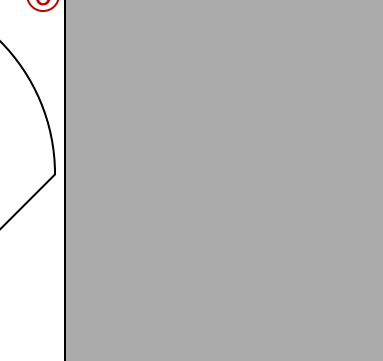
Atlanta Braves @ New York Mets
Shea Stadium, Flushing, NY
Mon May 12 1986, 7:05 PM EDT
Att: 25,906 - Unknown

AB 31
R 1
H 9
RBI 1
BB 4
SO 6
LOB 22



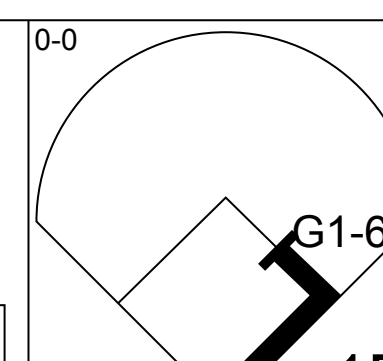
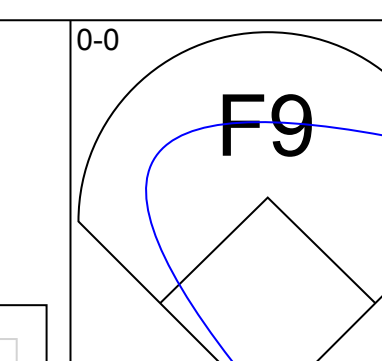
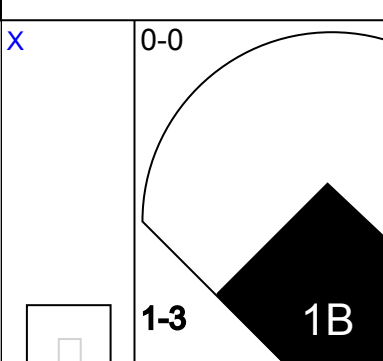
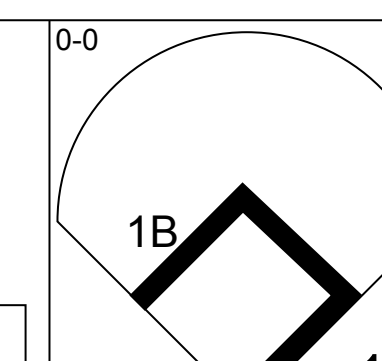
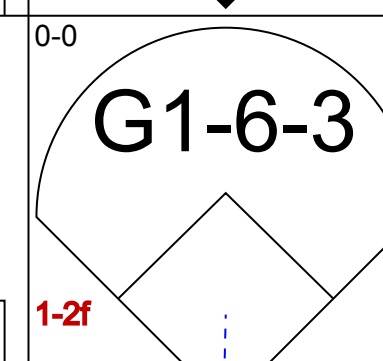
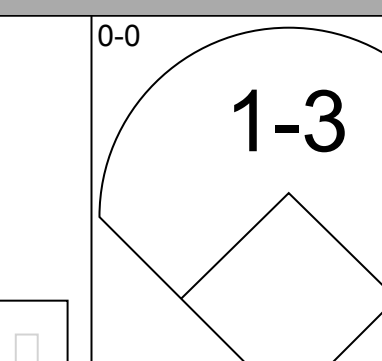
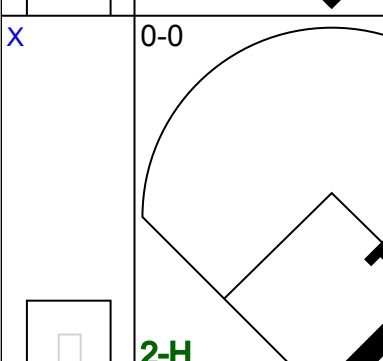
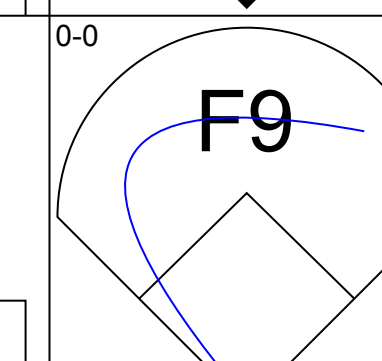
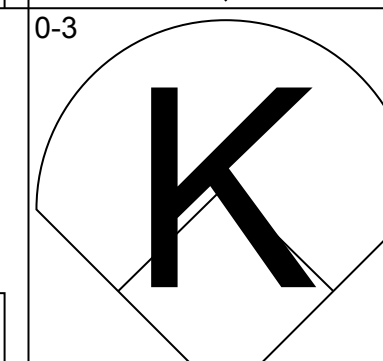
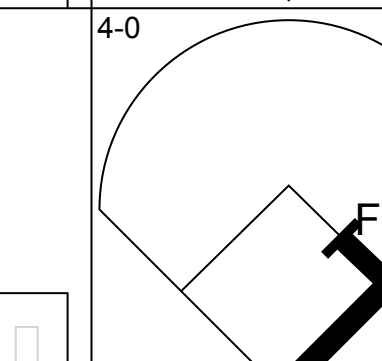
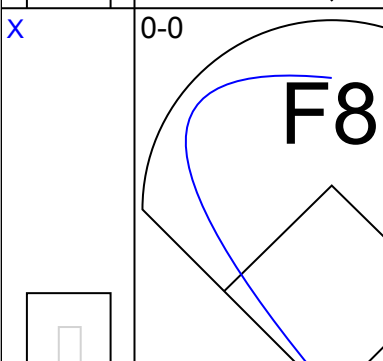
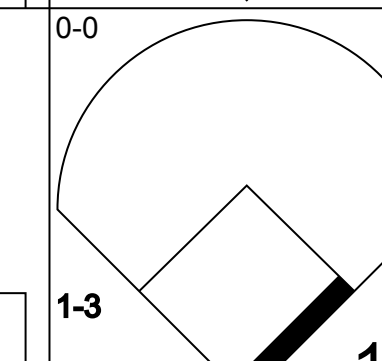
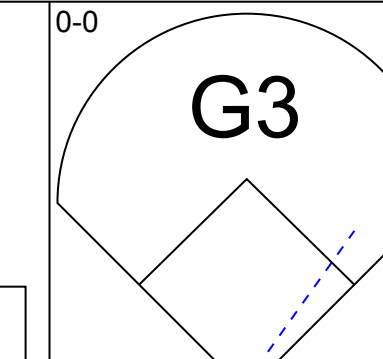
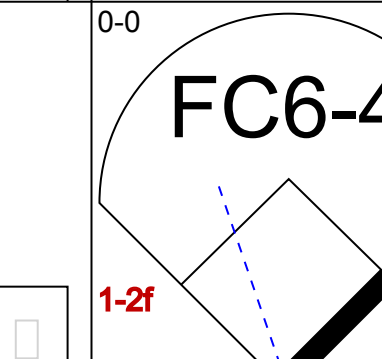
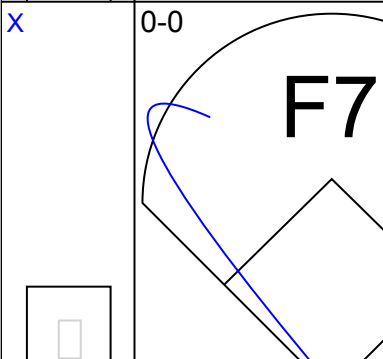
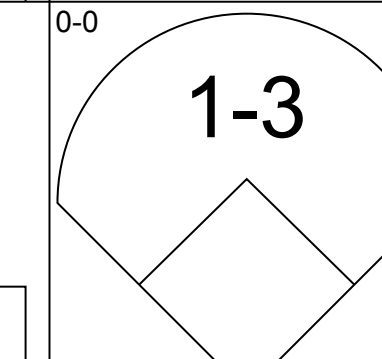
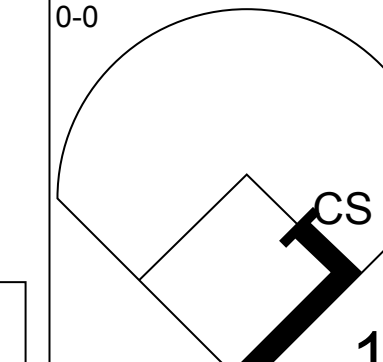
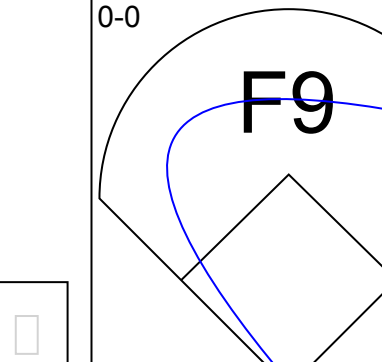
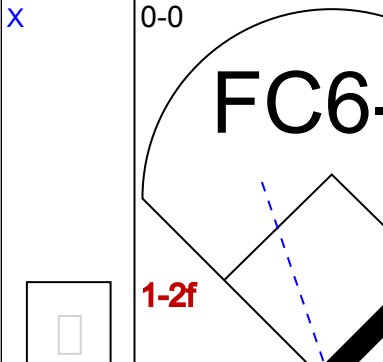
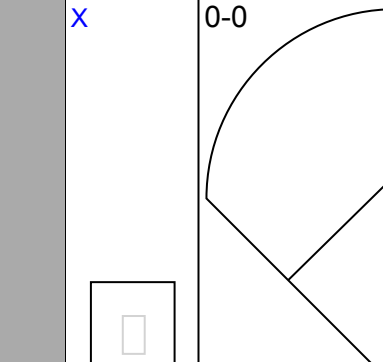
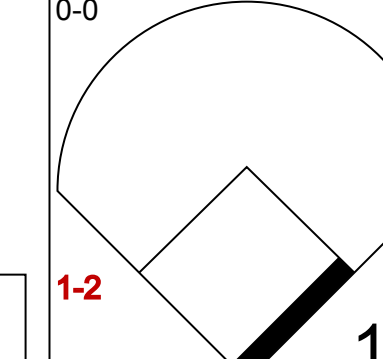
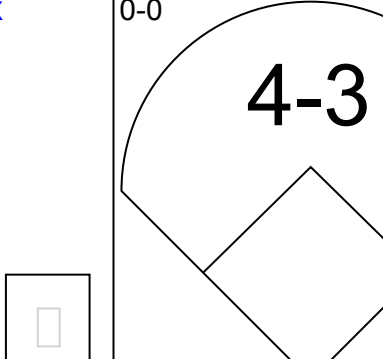
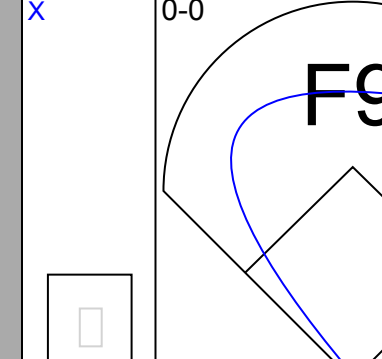
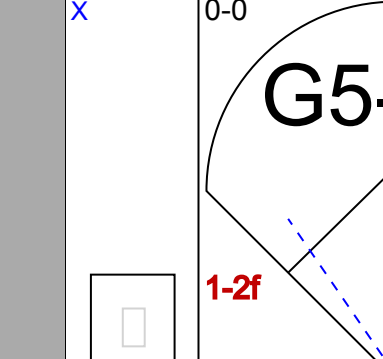
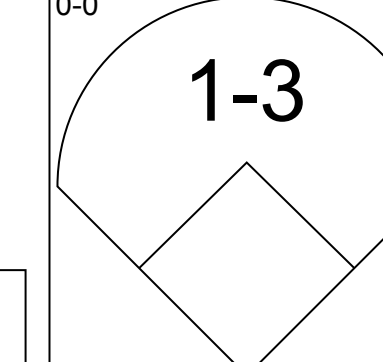
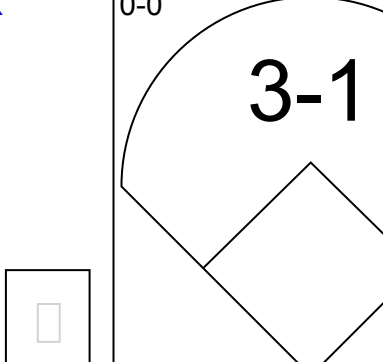
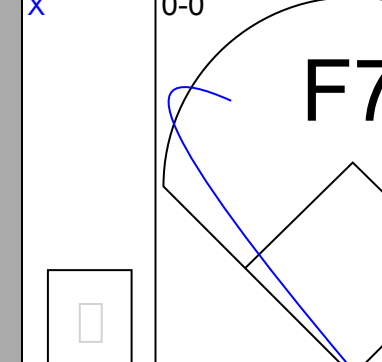
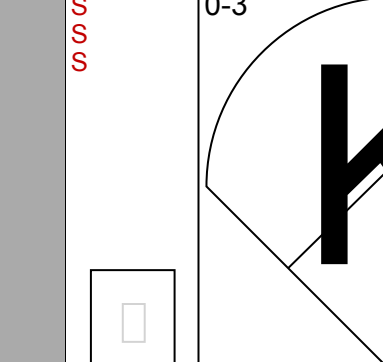
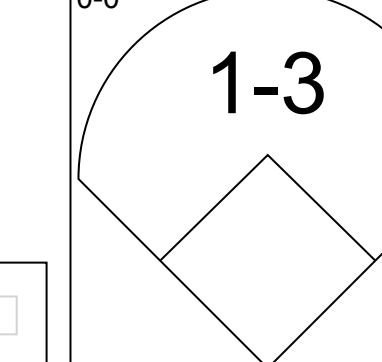
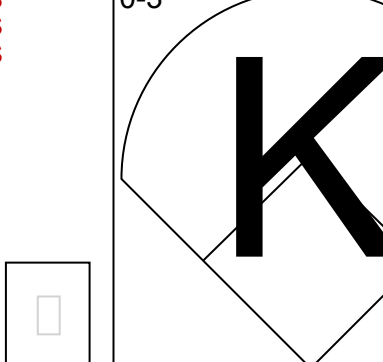
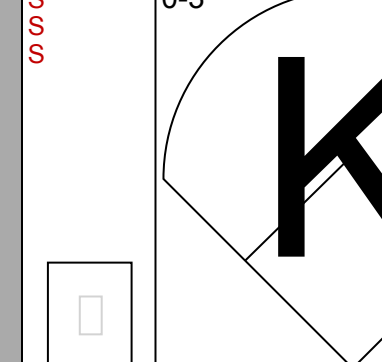
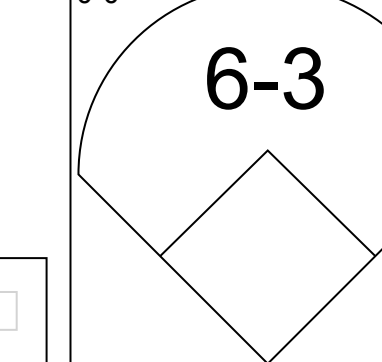
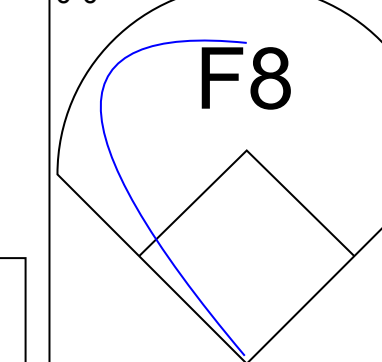
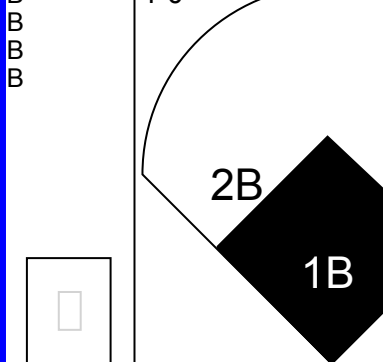
Batter	1	2	3	4	5	6	7	8	9	AB	R	H	RBI	BB	SO	LOB	TOP	
Mookie Wilson, S OBP: 0.294, SLG: 0.286 (1, 8)	0-0 4-3		0-0 F8			0-0 F9		0-0 6-3		4	0	0	0	0	0	1	New York Mets @ Houston Astros Astrodome, Houston, TX Wed May 14 1986, 8:05 PM EDT Att: 11,626 - Unknown	
Kevin Mitchell, R OBP: 0.295, SLG: 0.465 (1, 6) (7, 5)	0-0 F4		0-0 6-3			0-0 6-3		0-0 2B		4	0	1	1	0	0	0		
Keith Hernandez, L OBP: 0.433, SLG: 0.463 (1, 3)	0-0 BB 1B			0-0 F8		0-0 F7		0-0 K		4	0	1	0	0	1	1		
Gary Carter, R OBP: 0.336, SLG: 0.431 (1, 2)	4-0 BB 1-2 BB			0-0 E5			0-0 HR		0-0 5-3	3	1	1	1	1	0	0		
Darryl Strawberry, L OBP: 0.341, SLG: 0.481 (1, 9)	0-0 4-3			0-0 F7		0-0 K		0-0 3-1		4	0	0	0	0	1	3		
George Foster, R OBP: 0.310, SLG: 0.364 (1, 7)		0-3 K		0-0 F8		0-0 F6		0-0 5-3		4	0	0	0	0	1	1		
Ray Knight, R OBP: 0.373, SLG: 0.602 Terry Leach, R Randy Niemann, L (1, 5) (7, 1) (8, 1)	0-0 F8			0-0 G6-4-3 1B		0-0 6-3				3	0	1	0	0	0	0		
Tim Teufel, R OBP: 0.342, SLG: 0.348 (1, 4)	0-0 F8			0-0 G6-4-3 1-2			0-0 1-3			3	0	0	0	0	0	1		
Bob Ojeda, L OBP: 0.125, SLG: 0.125 Rafael Santana, R OBP: 0.219, SLG: 0.207 (1, 1) (7, 6)			0-3 K		0-3 K		0-0 2B	0-0 2B		2	0	0	0	0	2	0		
										1	1	1	0	0	0	0		
Inning Stats	R: 0 E: 0 K: 1 S: 4	H: 1 LOB: 2 BB: 1 P: 8	R: 0 E: 0 K: 1 S: 5	H: 0 LOB: 0 BB: 0 P: 5	R: 0 E: 1 K: 1 S: 5	H: 0 LOB: 1 BB: 0 P: 4	R: 0 E: 0 K: 0 S: 3	H: 1 LOB: 0 BB: 0 P: 3	R: 1 E: 0 K: 1 S: 6	H: 1 LOB: 0 BB: 0 P: 6	R: 1 E: 0 K: 1 S: 7	H: 2 LOB: 1 BB: 0 P: 7	R: 0 E: 0 K: 0 S: 3	H: 0 LOB: 0 BB: 0 P: 3	1B: 2 2B: 2 3B: 0 HR: 1	SF: 0 SAC: 0 DP: 1 HBP: 0	WP: 0 PB: 0 SB: 0 CS: 0	PA: 33
PITCHER Bob Knepper, L ERA: 1.84 (1, 1)	IP: 9.0 WLS: W BF: 33	H: 5 R: 2 ER: 2 SO: 5	BB: 1 IBB: 0 HBP: 0 BLK: 0	WP: 0 HR: 1 S: 42 P: 46	ERA: 2.00 WHIP: 0.667	PITCHER										ERA: 2.00 WHIP: 0.667		

Batter	1	2	3	4	5	6	7	8	9	AB	R	H	RBI	BB	SO	LOB	BOTTOM	
Billy Hatcher, R OBP: 0.275, SLG: 0.245 (1, 8) (8, 7)	0-0 F8		4-0 S E BB	0-0 FC6-4 1-2		0-0 F3		0-0 FC6-4 1B		4	1	1	0	1	0	4	New York Mets @ Houston Astros Astrodome, Houston, TX Wed May 14 1986, 8:05 PM EDT Att: 11,626 - Unknown	
Jim Pankovits, R OBP: 0.294, SLG: 0.250 (1, 4)	0-3 K		0-3 K 1-2		0-0 3-1		0-3 K 1-2	0-0 FC6-4		5	0	0	0	0	3	2		
Jose Cruz, L OBP: 0.289, SLG: 0.226 Tony Walker, R OBP: 0.294, SLG: 0.400 (1, 7) (7, PR) (8, 8)	0-0 F9		0-0 E9 2H 1B		0-0 G6-4-3 1B		0-0 6-3 1B		0-0 6-3 1B	4	0	3	1	0	0	0		
Glenn Davis, R OBP: 0.282, SLG: 0.466 (1, 3)		0-3 K	0-0 5-3		0-0 G6-4-3 1-2		0-0 6-3		0-0 6-3	4	0	0	0	0	1	3		
Phil Garner, R OBP: 0.341, SLG: 0.556 (1, 5)		0-0 E6 2B	0-0 6-3			0-0 5-3 3B 1B	0-0 1B 2H 1B			4	3	2	1	0	0	1		
Kevin Bass, S OBP: 0.331, SLG: 0.438 (1, 9)		0-0 1H 1B 2B		0-0 2B		0-0 5-3	0-0 1H 1B			4	1	3	2	0	0	1		
Dickie Thon, R OBP: 0.329, SLG: 0.397 (1, 6)		0-3 K		0-0 6-3		0-0 2H 3B	0-0 L6			4	0	1	1	0	1	3		
Mark Bailey, S OBP: 0.308, SLG: 0.327 (1, 2)		0-0 2H 1B		4-0 FC6-4 BB		4-0 IBB		0-0 G3		2	0	1	1	2	0	0		
Bob Knepper, L OBP: 0.040, SLG: 0.040 (1, 1)		0-3 K		0-3 K		0-3 K		0-0 1-3		4	0	0	0	0	3	5		
Inning Stats	R: 0 E: 0 K: 1 S: 5	H: 0 LOB: 0 BB: 0 P: 5	R: 2 E: 1 K: 3 S: 12	H: 2 LOB: 1 BB: 0 P: 12	R: 1 E: 1 K: 1 S: 6	H: 1 LOB: 1 BB: 1 P: 10	R: 0 E: 0 K: 1 S: 6	H: 1 LOB: 2 BB: 1 P: 10	R: 1 E: 0 K: 1 S: 7	H: 2 LOB: 2 BB: 1 P: 11	R: 2 E: 0 K: 1 S: 8	H: 3 LOB: 1 BB: 0 P: 8	R: 0 E: 0 K: 0 S: 4	H: 1 LOB: 1 BB: 0 P: 4	1B: 8 2B: 2 3B: 1 HR: 0	SF: 0 SAC: 0 DP: 1 HBP: 0		WP: 0 PB: 0 SB: 2 CS: 0
PITCHER Bob Ojeda, L ERA: 1.7 Terry Leach, R ERA: 2.7 Randy Niemann, L ERA: 5.14 (1, 1) (7, 1) (8, 1)	IP: 6.0 WLS: L BF: 28	H: 7 R: 4 ER: 2 SO: 7	BB: 2 IBB: 1 HBP: 0 BLK: 0	WP: 0 HR: 0 S: 39 P: 51	ERA: 3.00 WHIP: 1.500	PITCHER										ERA: 3.00 WHIP: 1.500		

Batter	1	2	3	4	5	6	7	8	9	AB	R	H	RBI	BB	SO	LOB	TOP						
Lenny Dykstra, L OBP: 0.375, SLG: 0.396 (1, 8)										5	1	2	0	0	3	0	New York Mets @ Houston Astros Astrodome, Houston, TX Thu May 15 1986, 8:05 PM EDT Att: 13,856 - Unknown						
Howard Johnson, S OBP: 0.397, SLG: 0.448 Rafael Santana, R OBP: 0.231, SLG: 0.220 (1, 6) (7, 6)										2	1	0	0	2	0	1							
Keith Hernandez, L OBP: 0.432, SLG: 0.455 (1, 3)										4	0	1	1	1	1	2							
Darryl Strawberry, L OBP: 0.344, SLG: 0.495 (1, 9)											3	2	1	1	1	0		3					
Gary Carter, R OBP: 0.333, SLG: 0.453 (1, 2)											4	1	1	1	0	1		3					
Danny Heep, L OBP: 0.425, SLG: 0.667 Mookie Wilson, S OBP: 0.278, SLG: 0.267 (1, 7) (7, 7)											3	1	2	2	0	0		1					
Ray Knight, R OBP: 0.368, SLG: 0.588 (1, 5)											4	0	1	1	0	1		1					
Tim Lincecum, R OBP: 0.337, SLG: 0.333 (1, 4)											3	0	0	0	1	1							
Ron Darling, R OBP: 0.100, SLG: 0.053 Jesse Orosco, R (9, 1)											4	0	0	0	0	2		1					
											0	0	0	0	0	0							
Inning Stats	R: 0 E: 0 K: 1 S: 5	H: 0 LOB: 0 BB: 0 P: 5	R: 1 E: 0 K: 1 S: 6	H: 1 LOB: 1 BB: 1 P: 10	R: 2 E: 0 K: 0 S: 5	H: 2 LOB: 1 BB: 1 P: 9	R: 0 E: 0 K: 1 S: 5	H: 1 LOB: 0 BB: 0 P: 5	R: 0 E: 0 K: 3 S: 9	H: 0 LOB: 1 BB: 1 P: 13	R: 2 E: 0 K: 1 S: 7	H: 2 LOB: 0 BB: 0 P: 7	R: 0 E: 0 K: 0 S: 4	H: 1 LOB: 2 BB: 1 P: 8	R: 1 E: 0 K: 2 S: 8	H: 1 LOB: 1 BB: 1 P: 12	R: 0 E: 0 K: 1 S: 6	H: 1 LOB: 1 BB: 0 P: 6	1B: 6 2B: 0 3B: 1 HR: 2	SF: 1 SAC: 0 DP: 0 HBP: 0	WP: 1 PB: 0 SB: 3 CS: 1	PA: 40	
PITCHER	IP WLS BF H R ER SO BB IBB HBP BLK WP HR S P ERA WHIP	IP WLS BF H R ER SO BB IBB HBP BLK WP HR S P ERA WHIP	IP WLS BF H R ER SO BB IBB HBP BLK WP HR S P ERA WHIP	IP WLS BF H R ER SO BB IBB HBP BLK WP HR S P ERA WHIP	IP WLS BF H R ER SO BB IBB HBP BLK WP HR S P ERA WHIP	IP WLS BF H R ER SO BB IBB HBP BLK WP HR S P ERA WHIP	IP WLS BF H R ER SO BB IBB HBP BLK WP HR S P ERA WHIP	IP WLS BF H R ER SO BB IBB HBP BLK WP HR S P ERA WHIP	IP WLS BF H R ER SO BB IBB HBP BLK WP HR S P ERA WHIP	IP WLS BF H R ER SO BB IBB HBP BLK WP HR S P ERA WHIP	IP WLS BF H R ER SO BB IBB HBP BLK WP HR S P ERA WHIP	IP WLS BF H R ER SO BB IBB HBP BLK WP HR S P ERA WHIP	IP WLS BF H R ER SO BB IBB HBP BLK WP HR S P ERA WHIP	IP WLS BF H R ER SO BB IBB HBP BLK WP HR S P ERA WHIP	IP WLS BF H R ER SO BB IBB HBP BLK WP HR S P ERA WHIP	IP WLS BF H R ER SO BB IBB HBP BLK WP HR S P ERA WHIP	IP WLS BF H R ER SO BB IBB HBP BLK WP HR S P ERA WHIP	IP WLS BF H R ER SO BB IBB HBP BLK WP HR S P ERA WHIP	IP WLS BF H R ER SO BB IBB HBP BLK WP HR S P ERA WHIP	IP WLS BF H R ER SO BB IBB HBP BLK WP HR S P ERA WHIP	IP WLS BF H R ER SO BB IBB HBP BLK WP HR S P ERA WHIP	IP WLS BF H R ER SO BB IBB HBP BLK WP HR S P ERA WHIP	IP WLS BF H R ER SO BB IBB HBP BLK WP HR S P ERA WHIP

AB	34
R	6
H	9
RBI	6
BB	5
SO	10
LOB	13



Batter	1	2	3	4	5	6	7	8	9	AB	R	H	RBI	BB	SO	LOB	BOTTOM						
Bill Doran, S OBP: 0.384, SLG: 0.339 (1, 4)										4	1	3	0	0	0	0	New York Mets @ Houston Astros Astrodome, Houston, TX Thu May 15 1986, 8:05 PM EDT Att: 13,856 - Unknown						
Craig Reynolds, L OBP: 0.316, SLG: 0.444 (1, 6)										4	0	1	2	0	0	2							
Jose Cruz, L OBP: 0.282, SLG: 0.231 (1, 7)										3	0	1	0	1	1	1							
Denny Walling, L OBP: 0.355, SLG: 0.406 (1, 3)										4	0	0	0	0	0	4							
Phil Garner, R OBP: 0.348, SLG: 0.553 (1, 5)											4	0	2	0	0	0		2					
Kevin Bass, S OBP: 0.328, SLG: 0.431 (1, 8)											4	0	1	0	0	0		1					
Terry Puhl, L OBP: 0.303, SLG: 0.333 (1, 9)											4	0	0	0	0	1		1					
Mark Bailey, S OBP: 0.284, SLG: 0.310 (1, 2)											3	0	0	0	0	2		0					
Nolan Ryan, R OBP: 0.190, SLG: 0.190 Jim Pankovits, R OBP: 0.333, SLG: 0.250 Mike Madden, L (1, 1) (6, PH) (7, 1)											1	0	0	0	0	0		0					
Alan Ashby, S OBP: 0.381, SLG: 0.451 Jeff Calhoun, L (8, PH) (9, 1)											0	1	0	0	1	0		0					
											0	0	0	0	0	0	0						
											0	0	0	0	0	0	0						
											0	0	0	0	0	0	0						
Inning Stats	R: 0 E: 0 K: 1 S: 5	H: 1 LOB: 0 BB: 0 P: 5	R: 0 E: 0 K: 0 S: 4	H: 2 LOB: 0 BB: 0 P: 4	R: 0 E: 0 K: 0 S: 3	H: 0 LOB: 0 BB: 0 P: 3	R: 0 E: 0 K: 0 S: 3	H: 0 LOB: 1 BB: 1 P: 7	R: 0 E: 0 K: 1 S: 5	H: 0 LOB: 0 BB: 0 P: 5	R: 2 E: 0 K: 0 S: 5	H: 2 LOB: 1 BB: 1 P: 9	R: 0 E: 0 K: 1 S: 5	H: 0 LOB: 0 BB: 0 P: 5	R: 0 E: 0 K: 0 S: 5	H: 2 LOB: 2 BB: 0 P: 5	R: 0 E: 0 K: 1 S: 5	H: 1 LOB: 0 BB: 0 P: 5	1B: 7 2B: 1 3B: 0 HR: 0	SF: 0 SAC: 0 DP: 2 HBP: 0	WP: 0 PB: 0 SB: 0 CS: 1	PA: 34	
PITCHER	IP WLS BF H R ER SO BB IBB HBP BLK WP HR S P ERA WHIP	IP WLS BF H R ER SO BB IBB HBP BLK WP HR S P ERA WHIP	IP WLS BF H R ER SO BB IBB HBP BLK WP HR S P ERA WHIP	IP WLS BF H R ER SO BB IBB HBP BLK WP HR S P ERA WHIP	IP WLS BF H R ER SO BB IBB HBP BLK WP HR S P ERA WHIP	IP WLS BF H R ER SO BB IBB HBP BLK WP HR S P ERA WHIP	IP WLS BF H R ER SO BB IBB HBP BLK WP HR S P ERA WHIP	IP WLS BF H R ER SO BB IBB HBP BLK WP HR S P ERA WHIP	IP WLS BF H R ER SO BB IBB HBP BLK WP HR S P ERA WHIP	IP WLS BF H R ER SO BB IBB HBP BLK WP HR S P ERA WHIP	IP WLS BF H R ER SO BB IBB HBP BLK WP HR S P ERA WHIP	IP WLS BF H R ER SO BB IBB HBP BLK WP HR S P ERA WHIP	IP WLS BF H R ER SO BB IBB HBP BLK WP HR S P ERA WHIP	IP WLS BF H R ER SO BB IBB HBP BLK WP HR S P ERA WHIP	IP WLS BF H R ER SO BB IBB HBP BLK WP HR S P ERA WHIP	IP WLS BF H R ER SO BB IBB HBP BLK WP HR S P ERA WHIP	IP WLS BF H R ER SO BB IBB HBP BLK WP HR S P ERA WHIP	IP WLS BF H R ER SO BB IBB HBP BLK WP HR S P ERA WHIP	IP WLS BF H R ER SO BB IBB HBP BLK WP HR S P ERA WHIP	IP WLS BF H R ER SO BB IBB HBP BLK WP HR S P ERA WHIP	IP WLS BF H R ER SO BB IBB HBP BLK WP HR S P ERA WHIP	IP WLS BF H R ER SO BB IBB HBP BLK WP HR S P ERA WHIP	IP WLS BF H R ER SO BB IBB HBP BLK WP HR S P ERA WHIP



Batter	1	2	3	4	5	6	7	8	9	10	11	AB	R	H	RBI	BB	SO	LOB	TOP						
Lenny Dykstra, L OBP: 0.367, SLG: 0.385 Jesse Orosco, R (9, 1)	F8	G3-1			B1-3				F6			5	1	1	0	0	0	2							
Howard Johnson, S OBP: 0.370, SLG: 0.413	K		G3		K2-3				K			5	0	0	0	0	4	1							
Keith Hernandez, L OBP: 0.423, SLG: 0.444	E		F8		F7				G3			5	1	1	0	0	0	1							
Darryl Strawberry, L OBP: 0.338, SLG: 0.491	E6		6-3									5	1	1	1	0	1	1							
Gary Carter, R OBP: 0.328, SLG: 0.436	E5											4	0	0	0	0	1	1							
Danny Heep, L OBP: 0.400, SLG: 0.605	FC4-6											5	0	1	0	0	3	3							
Ray Knight, R OBP: 0.378, SLG: 0.580												3	0	1	0	2	1	0							
Tim Lincecum, R OBP: 0.330, SLG: 0.324												5	0	1	0	0	2	5							
Dwight Gooden, R OBP: 0.190, SLG: 0.286 Mookie Wilson, S OBP: 0.263, SLG: 0.250												3	0	0	0	0	1	7							
												1	0	0	0	0	0	0							
Inning Stats	R: 2 E: 2 K: 1 S: 8	H: 1 LOB: 1 BB: 0 P: 8	R: 0 E: 0 K: 0 S: 4	H: 2 LOB: 1 BB: 0 P: 4	R: 0 E: 0 K: 3 S: 3	H: 0 LOB: 0 BB: 0 P: 3	R: 0 E: 0 K: 3 S: 10	H: 1 LOB: 2 BB: 1 P: 14	R: 0 E: 0 K: 1 S: 5	H: 0 LOB: 3 BB: 0 P: 11	R: 1 E: 0 K: 1 S: 7	H: 2 LOB: 1 BB: 0 P: 7	R: 0 E: 0 K: 2 S: 7	H: 0 LOB: 0 BB: 0 P: 7	R: 0 E: 0 K: 1 S: 5	H: 0 LOB: 0 BB: 0 P: 5	R: 0 E: 0 K: 2 S: 5	H: 0 LOB: 0 BB: 0 P: 5	R: 0 E: 0 K: 2 S: 7	H: 0 LOB: 0 BB: 0 P: 7	1B: 5 2B: 1 3B: 0 HR: 0	SF: 0 SAC: 0 DP: 1 HBP: 1	WP: 0 PB: 0 SB: 2 CS: 0	PA: 44	
PITCHER	IP 9.0	WLS 2	BF 38	H 6	R 3	ER 1	SO 10	BB 2	IBB 0	HBP 0	BLK 0	WP 0	HR 0	S 55	P 64	ERA 0.00	WHIP 0.000								
Orel Hershiser, R ERA: 2.02 Ken Howell, R ERA: 1.33	(1, 1)	(10, 1)	2.0	W	6	0	0	0	3	0	0	0	0	0	12	12	0.00	0.000							

New York Mets @ Los Angeles Dodgers
Dodger Stadium, Los Angeles, CA
Fri May 16 1986, 7:05 PM PDT
Att: 49,139 - Unknown

AB 41
R 3
H 6
RBI 1
BB 2
SO 13
LOB 21




Batter	1	2	3	4	5	6	7	8	9	10	11	AB	R	H	RBI	BB	SO	LOB	BOTTOM							
Mariano Duncan, R OBP: 0.265, SLG: 0.267	L6		K		K					K		5	0	0	0	0	4	1								
Steve Sax, R OBP: 0.378, SLG: 0.476	6-3				F8					6-3		5	1	0	0	0	0	0								
Ken Landreaux, L OBP: 0.310, SLG: 0.404	6-3											5	0	1	0	0	1	1								
Bill Madlock, R OBP: 0.306, SLG: 0.339 Dave Anderson, R OBP: 0.303, SLG: 0.301												3	1	1	1	1	0	0								
Mike Marshall, R OBP: 0.299, SLG: 0.443												1	0	1	0	0	0	0								
Mike Scioscia, L OBP: 0.419, SLG: 0.378												5	2	1	0	0	1	3								
Greg Brock, L OBP: 0.272, SLG: 0.314 Bill Russell, R OBP: 0.263, SLG: 0.278												4	0	1	2	0	1	1								
Franklin Stubbs, L OBP: 0.291, SLG: 0.408 Cesar Cedeno, R OBP: 0.274, SLG: 0.281												3	0	1	0	0	1	0								
Orel Hershiser, R ERA: 1.25 Enos Cabell, R OBP: 0.282, SLG: 0.246 Ken Howell, R ERA: 1.33												1	0	0	0	0	1	0								
												0	0	0	0	0	0	0								
Inning Stats	R: 0 E: 0 K: 0 S: 3	H: 0 LOB: 0 BB: 0 P: 3	R: 0 E: 0 K: 1 S: 6	H: 1 LOB: 1 BB: 0 P: 6	R: 0 E: 0 K: 2 S: 7	H: 0 LOB: 0 BB: 0 P: 7	R: 0 E: 0 K: 0 S: 4	H: 1 LOB: 2 BB: 1 P: 8	R: 0 E: 0 K: 1 S: 6	H: 1 LOB: 1 BB: 0 P: 6	R: 3 E: 1 K: 1 S: 10	H: 4 LOB: 2 BB: 0 P: 10	R: 0 E: 0 K: 2 S: 7	H: 0 LOB: 0 BB: 0 P: 7	R: 0 E: 0 K: 0 S: 3	H: 0 LOB: 0 BB: 0 P: 3	R: 0 E: 0 K: 2 S: 7	H: 0 LOB: 0 BB: 0 P: 7	R: 0 E: 0 K: 1 S: 5	H: 0 LOB: 0 BB: 0 P: 5	R: 1 E: 0 K: 0 S: 4	H: 3 LOB: 2 BB: 0 P: 4	1B: 10 2B: 0 3B: 0 HR: 0	SF: 0 SAC: 0 DP: 0 HBP: 0	WP: 0 PB: 0 SB: 0 CS: 0	PA: 43
PITCHER	IP 8.0	WLS 1	BF 33	H 7	R 3	ER 1	SO 7	BB 1	IBB 0	HBP 0	BLK 0	WP 0	HR 0	S 46	P 50	ERA 0.00	WHIP 1.000									
Dwight Gooden, R ERA: 1.25 Jesse Orosco, L ERA: 0.48	(1, 1)	(9, 1)	2.1	L	10	3	1	3	0	0	0	0	0	16	16	3.86	1.286									

New York Mets @ Los Angeles Dodgers
Dodger Stadium, Los Angeles, CA
Fri May 16 1986, 7:05 PM PDT
Att: 49,139 - Unknown

AB 42
R 4
H 10
RBI 4
BB 1
SO 10
LOB 12




Batter	1	2	3	4	5	6	7	8	9	AB	R	H	RBI	BB	SO	LOB	TOP										
Lenny Dykstra, L OBP: 0.366, SLG: 0.384 Mookie Wilson, S OBP: 0.286, SLG: 0.235 (6, PH) (6, 8)	F9		SH1-3 1B	F8		FC5-4			FC6-4 BB	3	1	1	0	0	0	2											
Wally Backman, S OBP: 0.424, SLG: 0.481 (1, 4)	F5		SH1-3		G3-6 1B		CS 1B		K	4	0	2	0	0	1	2											
Keith Hernandez, L OBP: 0.430, SLG: 0.451 (1, 3)	1B		1B		G3-6 1-2		FC4-6 1B		FC6-4	5	0	3	1	0	0	3											
Darryl Strawberry, L OBP: 0.333, SLG: 0.479 (1, 9)	1-2 1B		F7		4-3		FC4-6 S		K	5	0	1	0	0	1	4											
George Foster, R OBP: 0.307, SLG: 0.358 (1, 7)	K		K				K			4	1	1	0	0	3	4											
Ray Knight, R OBP: 0.391, SLG: 0.596 (1, 5)				5-3						4	0	3	0	0	0	0											
Howard Johnson, S OBP: 0.351, SLG: 0.388 (1, 6)		K		B3		4-3			B1	4	0	0	1	0	1	3	AB 35 R 2 H 13 RBI 2 BB 4 SO 7 LOB 25										
Ed Hearn, R OBP: 0.750, SLG: 1.000 (1, 2)									F7	3	0	2	0	1	0	1											
Sid Fernandez, L OBP: 0.278, SLG: 0.188 Roger McDowell, R OBP: 0.250, SLG: 0.250 Danny Heep, L OBP: 0.415, SLG: 0.605 (9, PH)	G4-6-3								FC6-4 BB	2	0	0	0	1	1	4											
Inning Stats	R: 0 E: 0 K: 1 S: 7	H: 2 LOB: 2 BB: 0 P: 7	R: 0 E: 0 K: 1 S: 6	H: 2 LOB: 1 BB: 0 P: 6	R: 1 E: 0 K: 1 S: 7	H: 2 LOB: 1 BB: 0 P: 7	R: 0 E: 0 K: 0 S: 4	H: 1 LOB: 2 BB: 1 P: 8	R: 0 E: 0 K: 0 S: 3	H: 1 LOB: 0 BB: 0 P: 3	R: 1 E: 0 K: 1 S: 7	H: 2 LOB: 2 BB: 1 P: 11	R: 0 E: 0 K: 1 S: 6	H: 2 LOB: 1 BB: 0 P: 6	R: 0 E: 0 K: 0 S: 3	H: 1 LOB: 2 BB: 2 P: 15	R: 0 E: 0 K: 2 S: 7	H: 0 LOB: 2 BB: 2 P: 15	1B: 11 2B: 2 3B: 0 HR: 0	SF: 0 SAC: 1 DP: 2 HBP: 0	WP: 0 PB: 0 SB: 2 CS: 2	PA: 40					
PITCHER	IP	WLS	BF	H	R	ER	SO	BB	IBB	HBP	BLK	WP	HR	S	P	ERA	WHIP	PITCHER									
Bob Welch, R ERA: 2.63 Ed Vande Berg, L ERA: 3.05 Tom Niedenfuer, R ERA: 3.27 Ken Howell, R ERA: 1.29	5.1		26	10	2	2	3	2	0	0	0	0	0	30	38	3.38	2.250										

New York Mets @ Los Angeles Dodgers
Dodger Stadium, Los Angeles, CA
Sat May 17 1986, 3:33 AM PDT
Att: 39,429 - Unknown

AB 35
R 2
H 13
RBI 2
BB 4
SO 7
LOB 25



Batter	1	2	3	4	5	6	7	8	9	AB	R	H	RBI	BB	SO	LOB	BOTTOM										
Mariano Duncan, R OBP: 0.265, SLG: 0.266 (1, 6)	F3		6-3		6-3			6-3 1B		4	1	1	0	0	0	1											
Steve Sax, R OBP: 0.367, SLG: 0.461 (1, 4)	5-3			K	F3			6-3		4	0	0	0	0	1	1											
Bill Madlock, R OBP: 0.316, SLG: 0.349 Dave Anderson, R OBP: 0.303, SLG: 0.301 (6, PR) (9, 5)	5-3			BB 1B	F6			2B 1B		4	1	2	1	0	0	0											
Mike Marshall, R OBP: 0.304, SLG: 0.452 (1, 9)		F3		BB 1B				F9 1B		4	2	2	1	0	0	0											
Cesar Cedeno, R OBP: 0.277, SLG: 0.271 Tom Niedenfuer, R OBP: 0.300, SLG: 0.500 Enos Cabell, R OBP: 0.282, SLG: 0.246 Ken Landreaux, L OBP: 0.316, SLG: 0.410 (8, 8)		K		BB 1B				F3		2	0	0	0	1	1	0											
Alex Trevino, R OBP: 0.276, SLG: 0.259 Mike Scioscia, L OBP: 0.424, SLG: 0.384 (8, PH) (9, 2)		K		BB 1B				F4		3	0	1	2	0	1	0											
Greg Brock, L OBP: 0.286, SLG: 0.311 (1, 3)				S BB				F7		1	0	0	0	3	0	1											
Reggie Williams, R OBP: 0.313, SLG: 0.333 Terry Whitfield, L OBP: 0.400, SLG: 0.100 Ken Howell, R (9, 1)			K		K			SH1-4 BB		2	0	0	0	0	2	4											
Bob Welch, R OBP: 0.143, SLG: 0.250 Ed Vande Berg, R (6, 1) Bill Russell, R OBP: 0.256, SLG: 0.270 (7, 7)		L4			K			F8		2	0	0	0	0	1	4											
Inning Stats	R: 0 E: 0 K: 0 S: 3	H: 0 LOB: 0 BB: 0 P: 3	R: 0 E: 0 K: 2 S: 7	H: 0 LOB: 0 BB: 0 P: 7	R: 0 E: 0 K: 1 S: 5	H: 0 LOB: 1 BB: 1 P: 9	R: 2 E: 0 K: 3 S: 12	H: 3 LOB: 3 BB: 2 P: 20	R: 0 E: 0 K: 0 S: 3	H: 0 LOB: 0 BB: 0 P: 3	R: 0 E: 0 K: 0 S: 3	H: 0 LOB: 0 BB: 1 P: 3	R: 0 E: 0 K: 0 S: 2	H: 0 LOB: 0 BB: 1 P: 6	R: 4 E: 0 K: 0 S: 8	H: 5 LOB: 2 BB: 0 P: 8	R: 0 E: 0 K: 2 S: 7	H: 7 LOB: 1 3B: 0 HR: 0	SF: 0 SAC: 1 DP: 0 HBP: 0	WP: 0 PB: 0 SB: 1 CS: 1	PA: 35						
PITCHER	IP	WLS	BF	H	R	ER	SO	BB	IBB	HBP	BLK	WP	HR	S	P	ERA	WHIP	PITCHER									
Sid Fernandez, L ERA: 2.87 Roger McDowell, R ERA: 3.65	7.1	L	31	6	6	6	6	4	0	0	0	0	0	39	55	7.36	1.364										

New York Mets @ Los Angeles Dodgers
Dodger Stadium, Los Angeles, CA
Sat May 17 1986, 3:33 AM PDT
Att: 39,429 - Unknown

AB 30
R 6
H 8
RBI 5
BB 4
SO 6
LOB 14



Batter	1	2	3	4	5	6	7	8	9	AB	R	H	RBI	BB	SO	LOB	TOP				
Mookie Wilson, S OBP: 0.320, SLG: 0.286 Daryl Strawberry, L OBP: 0.331, SLG: 0.475	4-3	1B		L3		1-2 2-H		K		4	0	2	0	0	0	0					
Kevin Mitchell, R OBP: 0.327, SLG: 0.479	1B	1B					F8	6-3		5	1	3	0	0	0	0					
Keith Hernandez, L OBP: 0.429, SLG: 0.457	1B	F6			F7		BB	F5		5	2	2	0	0	0	3					
Gary Carter, R OBP: 0.346, SLG: 0.451	1-2 3-H	1B			F8	FC6-4	BB	BB	2B	3	2	2	1	2	0	0					
George Foster, R OBP: 0.326, SLG: 0.440 Lenny Dykstra, L OBP: 0.363, SLG: 0.380	1-H 2-H	HR				FC6-4	E	4-3		3	3	2	4	1	0	1					
Ray Knight, R OBP: 0.383, SLG: 0.578	6-3					FC1-6	F3	K		5	0	1	0	0	2	4					
Tim Lincecum, R OBP: 0.323, SLG: 0.316	F9					FC1-6	E8	F6		5	0	1	2	0	0	2					
Rafael Santana, R OBP: 0.217, SLG: 0.206		6-3			4-3		F9	E6		4	0	0	0	0	0	2					
Bruce Berenyi, R Randy Niemann, L Roger McDowell, R OBP: 0.250, SLG: 0.250		6-3			4-3			4-3		1	0	0	0	0	0	0					
Inning Stats	R: 4 E: 0 K: 0 S: 7	H: 4 LOB: 0 BB: 0 P: 7	R: 0 E: 0 K: 0 S: 5	H: 2 LOB: 2 BB: 0 P: 5	R: 1 E: 0 K: 1 S: 6	H: 1 LOB: 0 BB: 0 P: 6	R: 0 E: 0 K: 0 S: 3	H: 0 LOB: 0 BB: 0 P: 3	R: 0 E: 0 K: 0 S: 4	H: 2 LOB: 2 BB: 1 P: 8	R: 3 E: 2 K: 0 S: 6	H: 2 LOB: 2 BB: 2 P: 14	R: 0 E: 0 K: 1 S: 5	H: 0 LOB: 0 BB: 0 P: 5	R: 0 E: 0 K: 1 S: 6	H: 1 LOB: 1 BB: 0 P: 6	1B: 9 2B: 2 3B: 0 HR: 2	SF: 0 SAC: 0 DP: 0 HBP: 0	WP: 0 PB: 0 SB: 0 CS: 0	PA: 43	
PITCHER	IP	WLS	BF	H	R	ER	SO	BB	IBB	HBP	BLK	WP	HR	S	P	ERA	WHIP				
Jerry Reuss, L ERA: 4.81	3.0	L	16	7	5	5	1	0	0	0	0	0	2	18	18	15.00	2.333				
Balvino Galvez, R ERA: 2.94	3.1		16	4	3	2	0	4	0	0	0	0	0	12	28	5.40	2.400				
Ed Vande Berg, L ERA: 2.95	0.2		4	1	0	0	0	0	0	0	0	0	0	4	4	0.00	1.500				
Tom Niedenfuer, R ERA: 3.0	2.0		7	1	0	0	2	0	0	0	0	0	0	11	11	0.00	0.500				

New York Mets @ Los Angeles Dodgers
Dodger Stadium, Los Angeles, CA
Sun May 18 1986, 3:33 AM PDT
Att: 44,426 - Unknown

AB	39
R	8
H	13
RBI	7
BB	4
SO	3
LOB	15



Batter	1	2	3	4	5	6	7	8	9	AB	R	H	RBI	BB	SO	LOB	BOTTOM				
Mariano Duncan, R OBP: 0.266, SLG: 0.268 Dave Anderson, R OBP: 0.300, SLG: 0.298	4-3		1B		4-3		FC3-6			3	1	1	0	0	0	0					
Steve Sax, R OBP: 0.371, SLG: 0.458	F9		1B		4-3		1B			3	1	1	0	1	0	0					
Ken Landreaux, L OBP: 0.314, SLG: 0.404	K		1B		K		F8			4	0	1	1	0	2	2					
Bill Madlock, R OBP: 0.314, SLG: 0.348		6-3	SF8			K		G4-6-3		3	0	1	1	0	1	0					
Mike Marshall, R OBP: 0.303, SLG: 0.453		F8	2B		6-3		K			4	0	1	1	0	1	1					
Mike Scioscia, L OBP: 0.419, SLG: 0.379	F2		6-3				G4-6-3			4	0	1	0	0	0	3					
Greg Brock, L OBP: 0.287, SLG: 0.308			1B		K		5-3			4	1	1	0	0	1	1					
Franklin Stubbs, L OBP: 0.284, SLG: 0.397 Reggie Williams, R OBP: 0.306, SLG: 0.326			1B		6-3		F8			2	0	0	0	0	0	1					
Alex Trevino, R OBP: 0.267, SLG: 0.250			1B				FC3-6			1	0	0	0	0	0	0					
Jerry Reuss, L Cesar Cedeno, R Balvino Galvez, R Ed Vande Berg, R Enos Cabell, R Tom Niedenfuer, R Terry Whitfield, L	R: 0 E: 0 K: 1 S: 5	H: 0 LOB: 0 BB: 0 P: 5	R: 0 E: 0 K: 0 S: 3	H: 0 LOB: 0 BB: 0 P: 3	R: 4 E: 0 K: 0 S: 8	H: 5 LOB: 2 BB: 1 P: 12	R: 0 E: 0 K: 1 S: 5	H: 0 LOB: 0 BB: 0 P: 5	R: 0 E: 0 K: 1 S: 6	H: 1 LOB: 1 BB: 0 P: 6	R: 0 E: 0 K: 0 S: 5	H: 2 LOB: 2 BB: 0 P: 5	R: 0 E: 0 K: 1 S: 5	H: 1 LOB: 0 BB: 0 P: 5	R: 0 E: 0 K: 0 S: 3	H: 0 LOB: 0 BB: 0 P: 3	1B: 8 2B: 1 3B: 0 HR: 0	SF: 1 SAC: 0 DP: 1 HBP: 0	WP: 1 PB: 0 SB: 0 CS: 0	PA: 36	
PITCHER	IP	WLS	BF	H	R	ER	SO	BB	IBB	HBP	BLK	WP	HR	S	P	ERA	WHIP				
Bruce Berenyi, R ERA: 5.54	2.2		14	5	4	4	1	1	0	0	0	0	0	15	19	13.50	2.250				
Randy Niemann, L ERA: 3.38	3.2	W	13	2	0	0	3	0	0	0	0	0	0	19	19	0.00	0.545				
Roger McDowell, R ERA: 3.29	2.2		9	2	0	0	1	0	0	0	0	0	0	11	11	0.00	0.750				

New York Mets @ Los Angeles Dodgers
Dodger Stadium, Los Angeles, CA
Sun May 18 1986, 3:33 AM PDT
Att: 44,426 - Unknown

AB	34
R	4
H	9
RBI	4
BB	1
SO	5
LOB	9



Batter	1	2	3	4	5	6	7	8	9	AB	R	H	RBI	BB	SO	LOB	TOP					
Lenny Dykstra, L (1,8) OBP: 0.350, SLG: 0.365	0-0 4-3		0-0 1-3			0-0 F7		0-0 F7		4	0	0	0	0	0	1	New York Mets @ San Francisco Giants Candlestick Park, San Francisco, CA Tue May 20 1986, 10:05 PM EDT Att: 28,837 - Unknown					
Howard Johnson, S (1,6) Rafael Santana, R (8,6) OBP: 0.214, SLG: 0.203	0-0 L6				0-0 F8	0-3 K		0-0 F9		3	0	0	0	0	1	1						
Keith Hernandez, L (1,3) OBP: 0.417, SLG: 0.443	0-0 3-1				0-3 K			0-3 K		4	0	0	0	0	3	0						
Darryl Strawberry, L (1,9) OBP: 0.329, SLG: 0.475		0-0 6-3			0-3 K			0-3 K		4	1	1	0	0	2	0						
Gary Carter, R (1,2) OBP: 0.345, SLG: 0.448		0-0 4-3				0-0 F8				3	0	1	1	0	0	0						
George Foster, R (1,7) OBP: 0.316, SLG: 0.425		0-0 E6				0-0 F7				3	0	0	0	0	0	1						
Ray Knight, R (1,5) OBP: 0.382, SLG: 0.580		0-0 6-3				0-0 F3				3	1	1	0	0	0	1						
Tim Lincecum, R (1,4) OBP: 0.326, SLG: 0.321					0-0 F5					2	0	1	0	0	0	0						
Bob Ojeda, L (1,1) Danny Heep, L (8, PH) Roger McDowell, R (8,1) OBP: 0.250, SLG: 0.250			0-0 5-3			0-0 F1				2	0	0	0	0	0	1						
										1	0	0	0	0	1	0						
										0	0	0	0	0	0	0						
Inning Stats	R: 0 E: 0 K: 0 S: 3	H: 0 LOB: 0 BB: 0 P: 3	R: 0 E: 1 K: 0 S: 4	H: 0 LOB: 1 BB: 0 P: 4	R: 0 E: 0 K: 0 S: 3	H: 0 LOB: 0 BB: 0 P: 3	R: 0 E: 0 K: 2 S: 7	H: 0 LOB: 0 BB: 0 P: 7	R: 0 E: 0 K: 0 S: 3	H: 0 LOB: 0 BB: 0 P: 3	R: 0 E: 0 K: 1 S: 6	H: 1 LOB: 1 BB: 0 P: 6	R: 1 E: 0 K: 1 S: 6	H: 2 LOB: 0 BB: 0 P: 6	R: 1 E: 0 K: 1 S: 6	H: 1 LOB: 0 BB: 0 P: 6	R: 0 E: 0 K: 2 S: 7	H: 0 LOB: 0 BB: 0 P: 7	1B: 2 2B: 2 HR: 0	SF: 0 SAC: 1 HBP: 0	WP: 0 PB: 1 SB: 0 CS: 0	PA: 31
PITCHER	IP WLS BF H R ER SO BB IBB HBP BLK WP HR S P ERA WHIP																					
Michael LaCoss, R (1,1) ERA: 1.66	8.0 L 28 4 2 1 5 0 0 0 0 1 0 0 38 38 1.12 0.500																					
Mark Davis, L (9,1) ERA: 2.38	1.0 3 0 0 0 2 0 0 0 0 0 0 0 7 7 0.00 0.000																					


AB	30
R	2
H	4
RBI	1
BB	0
SO	7
LOB	5




Batter	1	2	3	4	5	6	7	8	9	AB	R	H	RBI	BB	SO	LOB	BOTTOM					
Dan Gladden, R (1,8) OBP: 0.321, SLG: 0.329	0-0 6-3		0-0 F7			0-0 FC3-6			0-0 F8	4	0	0	0	0	0	2	New York Mets @ San Francisco Giants Candlestick Park, San Francisco, CA Tue May 20 1986, 10:05 PM EDT Att: 28,837 - Unknown					
Will Clark, L (1,3) OBP: 0.337, SLG: 0.474	0-0 G6-4-3 1B				0-0 F9	0-0 F8			0-0 4-3	4	0	1	0	0	0	1						
Chris Brown, R (1,5) OBP: 0.382, SLG: 0.430	0-0 G6-4-3 1-2				0-0 6-3	0-0 F9			0-0 1B	4	0	1	0	0	0	2						
Jeffrey Leonard, R (1,7) OBP: 0.365, SLG: 0.511		0-0 G4-6-3 1B			0-0 6-3				0-0 5-3	4	0	2	0	0	0	1						
Chili Davis, S (1,9) OBP: 0.324, SLG: 0.426		0-0 G4-6-3 1-2				0-0 SH2-3 2B			0-0 3	3	1	1	0	0	0	2						
Bob Brenly, R (1,2) OBP: 0.391, SLG: 0.379		0-3 K			0-0 6-3				0-3 K	3	0	0	0	0	2	1						
Robby Thompson, R (1,4) OBP: 0.342, SLG: 0.375					0-0 L1				0-0 FC1-6 1B	2	0	1	1	0	0	0						
Jose Uribe, S (1,6) OBP: 0.331, SLG: 0.297					0-3 K				0-0 FC1-6 5-3-5 1-2	3	0	0	0	0	1	1						
Michael LaCoss, R (1,1) Candy Maldonado, R (8, PH) Mark Davis, L (9,1) OBP: 0.200, SLG: 0.143					0-0 1B				0-0 5-3-5 1-3	2	0	1	0	0	0	0						
										1	0	0	0	0	0	1						
										0	0	0	0	0	0	0						
Inning Stats	R: 0 E: 0 K: 0 S: 3	H: 1 LOB: 0 BB: 0 P: 3	R: 0 E: 0 K: 1 S: 5	H: 1 LOB: 0 BB: 0 P: 5	R: 0 E: 0 K: 1 S: 6	H: 1 LOB: 0 BB: 0 P: 6	R: 0 E: 0 K: 0 S: 3	H: 0 LOB: 0 BB: 0 P: 3	R: 1 E: 0 K: 0 S: 4	H: 1 LOB: 0 BB: 0 P: 4	R: 0 E: 1 K: 0 S: 4	H: 0 LOB: 1 BB: 0 P: 4	R: 0 E: 0 K: 1 S: 5	H: 1 LOB: 0 BB: 0 P: 5	R: 0 E: 0 K: 0 S: 3	H: 1 LOB: 0 BB: 0 P: 3	R: 0 E: 0 K: 0 S: 4	H: 1 LOB: 1 BB: 0 P: 4	1B: 6 2B: 3 HR: 0	SF: 0 SAC: 1 HBP: 0	WP: 0 PB: 0 SB: 1 CS: 0	PA: 31
PITCHER	IP WLS BF H R ER SO BB IBB HBP BLK WP HR S P ERA WHIP																					
Bob Ojeda, L (1,1) ERA: 1.64	7.0 W 24 5 1 1 3 0 0 0 0 0 0 0 30 30 1.29 0.714																					
Roger McDowell, R (8,1) ERA: 3.07	2.0 S 7 2 0 0 0 0 0 0 0 0 0 0 7 7 0.00 1.000																					

AB	30
R	1
H	7
RBI	1
BB	0
SO	3
LOB	11



Batter	1	2	3	4	5	6	7	8	9	AB	R	H	RBI	BB	SO	LOB	TOP										
Mookie Wilson, S OBP: 0.324, SLG: 0.276	0-0 SH3 HR 1B		0-0 L5			0-0 F7			0-3 K	4	1	1	0	0	1	0	<p>New York Mets @ San Francisco Giants Candlestick Park, San Francisco, CA</p> <p>Thu May 22 1986, 6:33 AM EDT Att: 27,442 - Unknown</p> <p>AB 28 R 2 H 2 RBI 2 BB 0 SO 6 LOB 0</p> 										
Wally Backman, S OBP: 0.418, SLG: 0.500	0-0 SH3		0-0 3-1			0-0 F8			0-0 4-3	3	0	0	0	0	0	0											
Keith Hernandez, L OBP: 0.421, SLG: 0.460	0-0 HR			0-0 F7					0-0 F8	3	1	1	2	0	0	0											
Darryl Strawberry, L OBP: 0.331, SLG: 0.481	0-0 F8			0-3 K					0-0 F7	3	0	0	0	0	1	0											
Gary Carter, R OBP: 0.327, SLG: 0.419	0-0 5-3			0-3 K					0-0 F9	3	0	0	0	0	1	0											
George Foster, R OBP: 0.306, SLG: 0.411		0-3 K			0-0 6-3				0-3 K	3	0	0	0	0	2	0											
Ray Knight, R OBP: 0.366, SLG: 0.550		0-0 G3			0-0 F8				0-0 4-3	3	0	0	0	0	0	0											
Howard Johnson, S OBP: 0.349, SLG: 0.387		0-0 4-3			0-3 K				0-0 1-3	2	0	0	0	0	1	0											
Doug Sisk, R (8, 1)										0	0	0	0	0	0	0											
Dwight Gooden, R OBP: 0.182, SLG: 0.273			0-0 F8						0-0 6-3	1	0	0	0	0	0	0											
Rick Aguilera, R (5, 1)						0-0 F7				0	0	0	0	0	0	0											
Kevin Mitchell, R OBP: 0.314, SLG: 0.460										2	0	0	0	0	0	0											
Lenny Dykstra, L OBP: 0.345, SLG: 0.358										1	0	0	0	0	0	0											
Inning Stats	R: 2 E: 0 K: 0 S: 5	H: 2 LOB: 0 BB: 0 P: 5	R: 0 E: 0 K: 1 S: 5	H: 0 LOB: 0 BB: 0 P: 5	R: 0 E: 0 K: 2 S: 7	H: 0 LOB: 0 BB: 0 P: 7	R: 0 E: 0 K: 1 S: 5	H: 0 LOB: 0 BB: 0 P: 5	R: 0 E: 0 K: 0 S: 3	H: 0 LOB: 0 BB: 0 P: 3	R: 0 E: 0 K: 1 S: 5	H: 0 LOB: 0 BB: 0 P: 5	R: 0 E: 0 K: 1 S: 5	H: 0 LOB: 0 BB: 0 P: 5	R: 0 E: 0 K: 1 S: 5	H: 0 LOB: 0 BB: 0 P: 5	1B: 1 2B: 0 3B: 0 HR: 1	SF: 0 SAC: 1 DP: 0 HBP: 0	WP: 0 PA: 29 PB: 0 SB: 0 CS: 0								
PITCHER	IP	WLS	BF	H	R	ER	SO	BB	IBB	HBP	BLK	WP	HR	S	P	ERA	WHIP	PITCHER									
Mike Krukow, R ERA: 3.86	(1, 1)	8.0	W	26	2	2	5	0	0	0	0	0	1	36	36	2.25	0.250										
Greg Minton, R ERA: 3.91	(9, 1)	1.0		3	0	0	1	0	0	0	0	0	0	5	5	0.00	0.000										

Batter	1	2	3	4	5	6	7	8	9	AB	R	H	RBI	BB	SO	LOB	BOTTOM											
Dan Gladden, R OBP: 0.320, SLG: 0.338	0-0 F3		0-0 6-3	0-3 K		0-0 F3		4-0 FC4-6 1B BB		4	1	0	0	1	1	1	<p>New York Mets @ San Francisco Giants Candlestick Park, San Francisco, CA</p> <p>Thu May 22 1986, 6:33 AM EDT Att: 27,442 - Unknown</p> <p>AB 37 R 10 H 13 RBI 8 BB 4 SO 6 LOB 17</p> 											
Will Clark, L OBP: 0.331, SLG: 0.460	0-3 K		0-0 F6		0-0 1B 1B 1B	0-3 K		0-0 FC4-6 1B		5	1	2	0	0	2	0												
Chris Brown, R OBP: 0.393, SLG: 0.450	0-0 S 1B		0-0 1B		0-0 1B 1B	0-0 6-3		0-0 FC4-6 1B		5	2	3	0	0	2	2												
Jeffrey Leonard, R OBP: 0.369, SLG: 0.507	0-0 3-1		0-0 G3		0-0 1B WP 1B		0-0 E8 1B	0-0 1B 1B		5	2	2	1	0	0	2												
Chili Davis, S OBP: 0.352, SLG: 0.457		4-0 E 1B BB		0-0 1B 2B	0-0 WP S BLK 1B	0-0 6-3 2H 1B	0-0 6-3 2H 1B	0-0 FC5-4 1B		4	3	4	4	1	0	0												
Bob Brenly, R OBP: 0.377, SLG: 0.361		0-0 F9		0-0 5-3	0-0 1-3 1-3	0-0 6-3	0-0 6-3	0-0 FC5-4		5	0	0	0	0	0	6												
Robby Thompson, R OBP: 0.338, SLG: 0.359		0-0 F8		4-0 1B SH1-4 BB	0-0 3H BB	0-0 5-3				2	1	0	0	2	0	2												
Jose Uribe, S OBP: 0.336, SLG: 0.299		0-0 1B		0-0 SH1-4 S 1B	0-0 6-3	0-3 K				4	0	2	2	0	1	2												
Mike Krukow, R OBP: 0.208, SLG: 0.174		0-3 K		0-0 SH1-4	0-0 6-3			0-3 K		2	0	0	1	0	1	2												
Candy Maldonado, R OBP: 0.280, SLG: 0.548				1-3 2H 3H						1	0	0	0	0	1	0												
Greg Minton, S (9, 1)										0	0	0	0	0	0	0												
Inning Stats	R: 0 E: 0 K: 1 S: 6	H: 1 LOB: 1 BB: 0 P: 6	R: 1 E: 1 K: 1 S: 6	H: 1 LOB: 1 BB: 1 P: 10	R: 0 E: 0 K: 1 S: 4	H: 1 LOB: 1 BB: 0 P: 4	R: 2 E: 0 K: 1 S: 7	H: 2 LOB: 1 BB: 1 P: 11	R: 4 E: 0 K: 0 S: 7	H: 4 LOB: 1 BB: 1 P: 11	R: 0 E: 0 K: 1 S: 5	H: 0 LOB: 0 BB: 0 P: 5	R: 1 E: 1 K: 1 S: 7	H: 1 LOB: 1 BB: 0 P: 7	R: 2 E: 0 K: 1 S: 8	H: 3 LOB: 2 BB: 1 P: 12	1B: 12 2B: 1 3B: 0 HR: 0	SF: 0 SAC: 1 DP: 0 HBP: 0	WP: 1 PA: 42 PB: 0 SB: 3 CS: 0									
PITCHER	IP	WLS	BF	H	R	ER	SO	BB	IBB	HBP	BLK	WP	HR	S	P	ERA	WHIP	PITCHER										
Dwight Gooden, R ERA: 1.96	(1, 1)	4.0	L	23	9	7	6	3	2	0	0	0	0	27	35	13.50	2.750											
Rick Aguilera, R ERA: 7.25	(5, 1)	3.0		12	1	1	0	2	1	0	0	1	1	0	15	19	0.00	0.667										
Doug Sisk, R ERA: 18.0	(8, 1)	1.0		7	3	2	2	1	1	0	0	0	0	0	8	12	18.00	4.000										

Batter	1	2	3	4	5	6	7	8	9	AB	R	H	RBI	BB	SO	LOB	TOP				
Mookie Wilson, S (1.8) OBP: 0.410, SLG: 0.471	0-0 SH3-1 4-3 2B		0-0 G3 1B		0-0 G4-6-3 1B		0-0 2H 3H 3B		0-0 BB S 1B	5	1	5	2	0	0	0	New York Mets @ San Diego Padres Jack Murphy Stadium, San Diego, CA Fri May 23 1986, 10:05 PM EDT Att: 22,982 - Unknown				
Wally Backman, S (1.4) OBP: 0.408, SLG: 0.477	0-0 SH3-1 2-3		0-0 G3 1-2		0-0 G4-6-3 1-2		0-0 5-3		4-0 BB BB 1-2 BB	3	0	0	0	1	0	3					
Keith Hernandez, L (1.3) OBP: 0.421, SLG: 0.450	0-0 4-3 3H		4-0 BB 3		0-0 BB 3		0-3 K S IBB		0-0 F8 2	3	0	0	1	2	1	2					
Darryl Strawberry, L (1.9) OBP: 0.333, SLG: 0.470	4-0 BB 3		0-0 G3 3		0-0 G3 1-2		0-3 K 1-2		4-0 BB 1-2 2-3 BB	3	0	0	0	2	1	4					
Gary Carter, R (1.2) OBP: 0.322, SLG: 0.434	0-0 F2 3				0-0 4-3 1		0-0 HR 3		0-0 F8 1 S 3	5	1	1	1	0	1	4					
George Foster, R (1.7) OBP: 0.304, SLG: 0.398		0-3 K 1		0-0 6-3 2		0-3 K 3		4-0 BB BB BB BB		3	0	0	0	1	2	0					
Ray Knight, R (1.5) OBP: 0.378, SLG: 0.557		4-0 BB BB BB BB		0-0 L3-6 BB 2B		0-0 F3 3		4-0 SH2-4 3B BB		0-3 K 2	2	1	1	0	2	1					
Howard Johnson, S (1.6) OBP: 0.344, SLG: 0.380		0-0 L3-6 1-2		0-0 F3 3		0-0 F3 3		0-0 F8 3		4	1	1	0	0	0	3					
Sid Fernandez, L (1.1) OBP: 0.250, SLG: 0.167			0-3 K 1		0-0 4-3 1		0-0 SH2-4 1-2 2-3		0-0 F7 1	2	0	0	0	0	1	0					
Lenny Dykstra, L (7, PH) OBP: 0.345, SLG: 0.358					0-0 4-3 1					0	0	0	0	0	0	0					
Roger McDowell, R (7, 1) OBP: 0.250, SLG: 0.250										0	0	0	0	0	0	0					
Danny Heep, L (9, PH) OBP: 0.396, SLG: 0.535										1	0	0	0	0	0	0					
Jesse Orosco, S (9, 1) OBP: 0.396, SLG: 0.535										0	0	0	0	0	0	0					
Inning Stats	R: 1 E: 0 K: 0 S: 4	H: 1 LOB: 1 BB: 1 P: 8	R: 0 E: 0 K: 1 S: 4	H: 0 LOB: 0 BB: 1 P: 8	R: 0 E: 0 K: 1 S: 6	H: 1 LOB: 2 BB: 1 P: 10	R: 0 E: 0 K: 0 S: 4	H: 1 LOB: 0 BB: 0 P: 4	R: 0 E: 0 K: 2 S: 8	H: 0 LOB: 0 BB: 0 P: 8	R: 2 E: 0 K: 1 S: 7	H: 2 LOB: 2 BB: 2 P: 15	R: 0 E: 0 K: 1 S: 5	H: 0 LOB: 1 BB: 1 P: 9	R: 0 E: 0 K: 1 S: 6	H: 1 LOB: 3 BB: 2 P: 14	1B: 4 2B: 3 3B: 1 HR: 1	SF: 0 SAC: 2 DP: 2 HBP: 0	WP: 0 PB: 0 CS: 0	PA: 41	
PITCHER	IP WLS BF H R ER SO BB IBB HBP BLK WP HR S P ERA WHIP	IP WLS BF H R ER SO BB IBB HBP BLK WP HR S P ERA WHIP	IP WLS BF H R ER SO BB IBB HBP BLK WP HR S P ERA WHIP	IP WLS BF H R ER SO BB IBB HBP BLK WP HR S P ERA WHIP	IP WLS BF H R ER SO BB IBB HBP BLK WP HR S P ERA WHIP	IP WLS BF H R ER SO BB IBB HBP BLK WP HR S P ERA WHIP	IP WLS BF H R ER SO BB IBB HBP BLK WP HR S P ERA WHIP	IP WLS BF H R ER SO BB IBB HBP BLK WP HR S P ERA WHIP	IP WLS BF H R ER SO BB IBB HBP BLK WP HR S P ERA WHIP	IP WLS BF H R ER SO BB IBB HBP BLK WP HR S P ERA WHIP	IP WLS BF H R ER SO BB IBB HBP BLK WP HR S P ERA WHIP	IP WLS BF H R ER SO BB IBB HBP BLK WP HR S P ERA WHIP	IP WLS BF H R ER SO BB IBB HBP BLK WP HR S P ERA WHIP	IP WLS BF H R ER SO BB IBB HBP BLK WP HR S P ERA WHIP	IP WLS BF H R ER SO BB IBB HBP BLK WP HR S P ERA WHIP	IP WLS BF H R ER SO BB IBB HBP BLK WP HR S P ERA WHIP	IP WLS BF H R ER SO BB IBB HBP BLK WP HR S P ERA WHIP	IP WLS BF H R ER SO BB IBB HBP BLK WP HR S P ERA WHIP	IP WLS BF H R ER SO BB IBB HBP BLK WP HR S P ERA WHIP	IP WLS BF H R ER SO BB IBB HBP BLK WP HR S P ERA WHIP	IP WLS BF H R ER SO BB IBB HBP BLK WP HR S P ERA WHIP

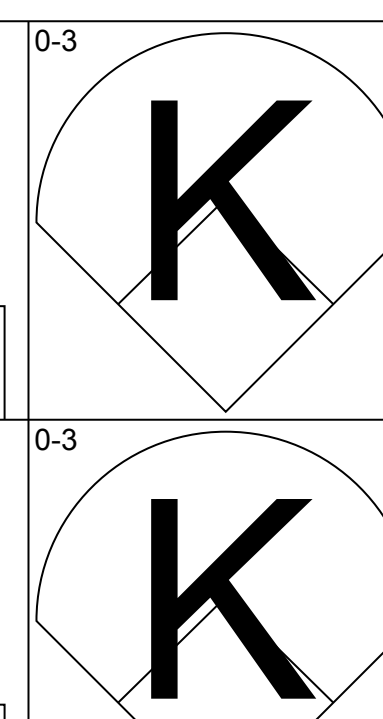
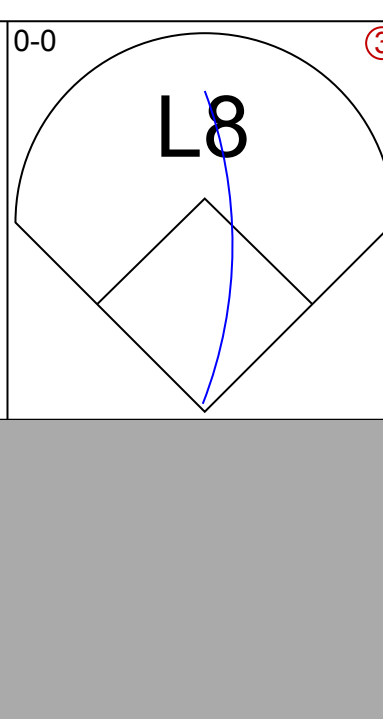
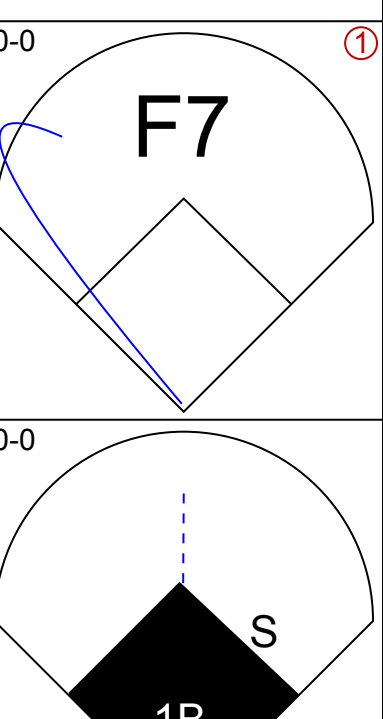
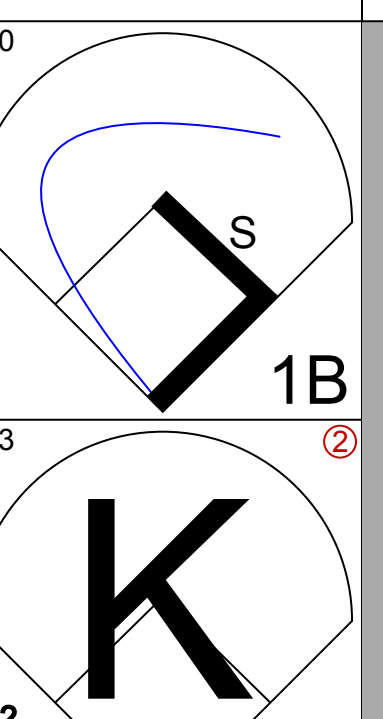
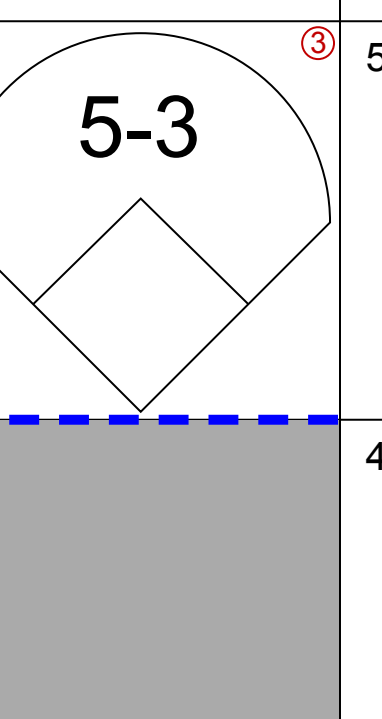
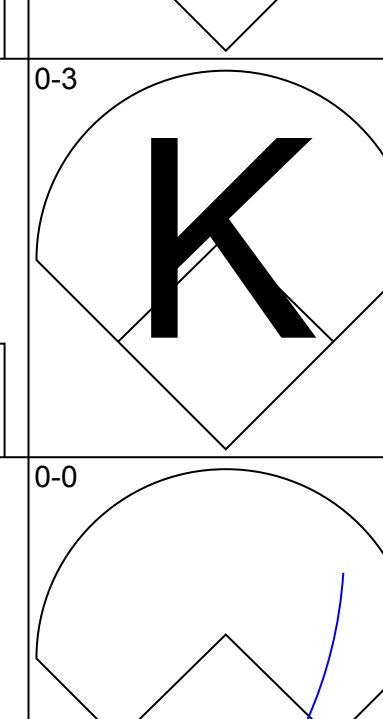
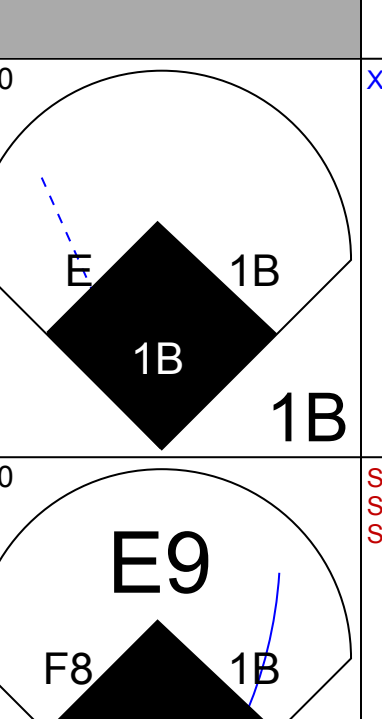
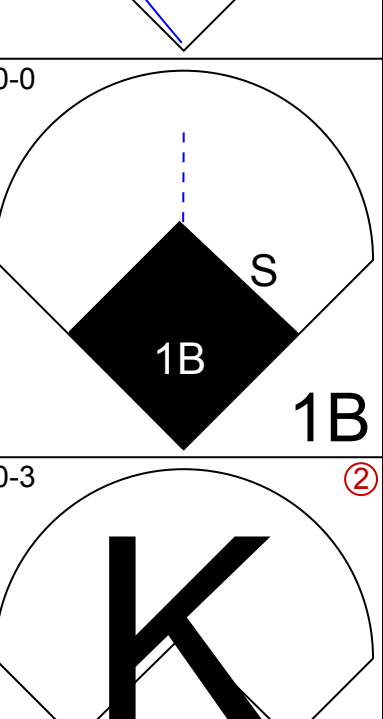
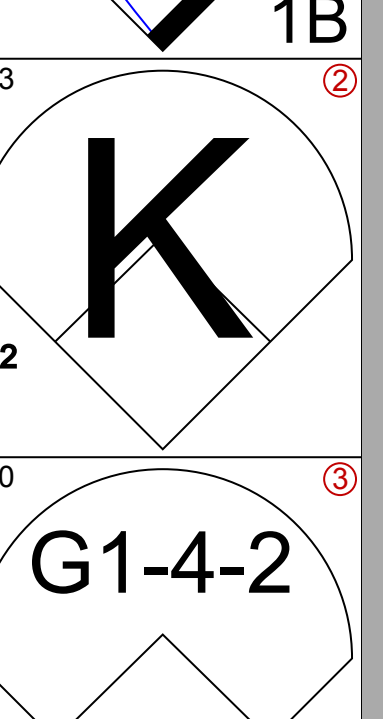
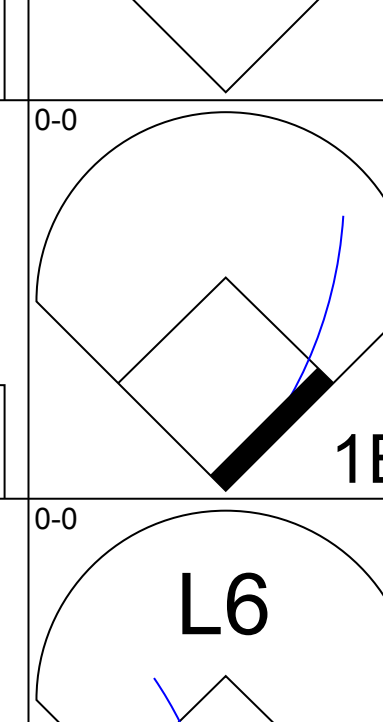
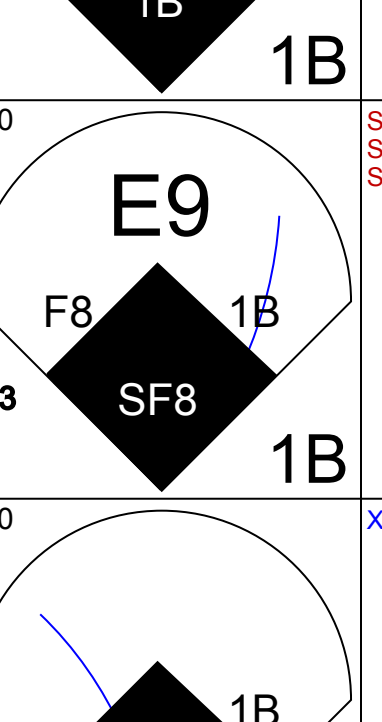
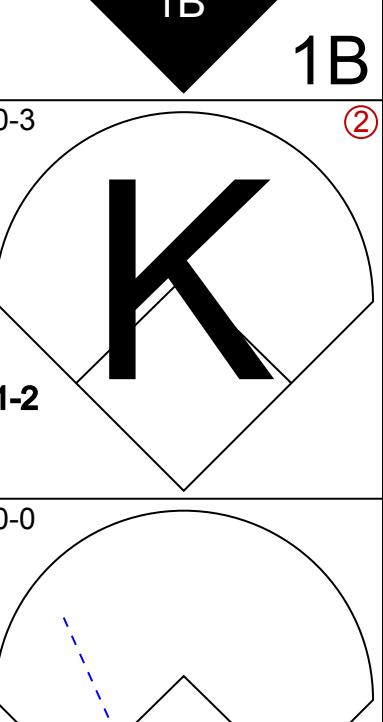
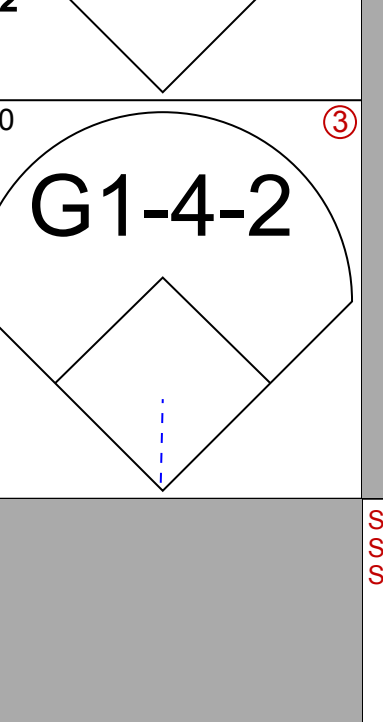
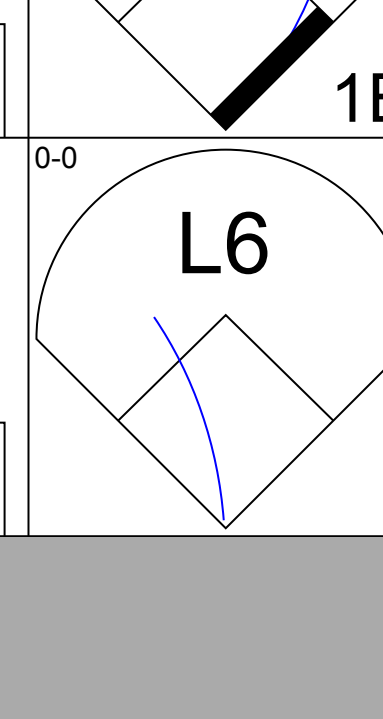
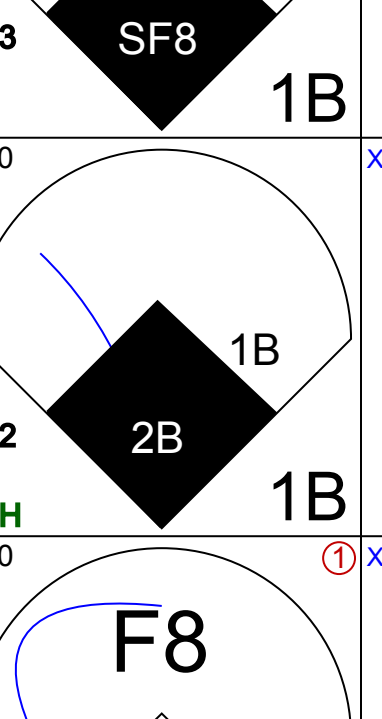
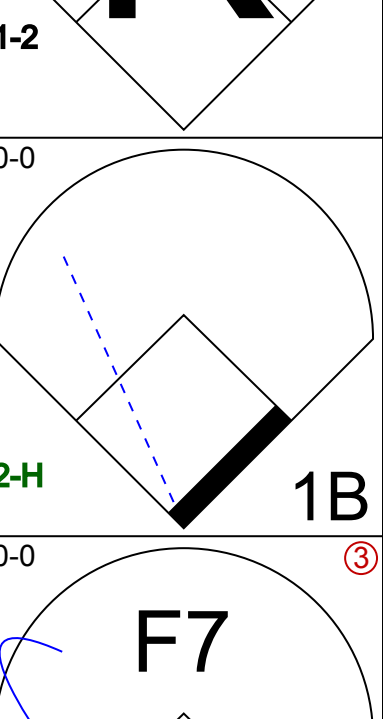

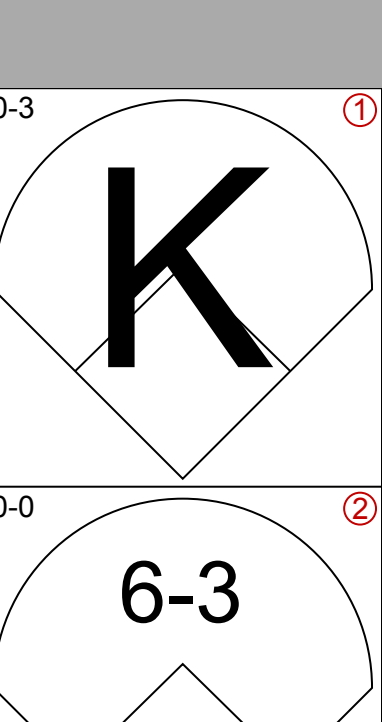
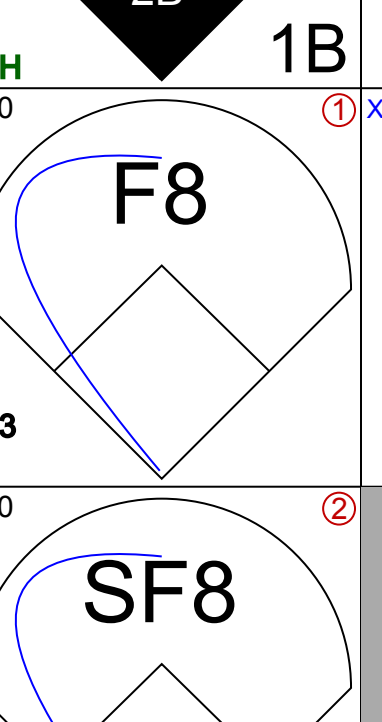
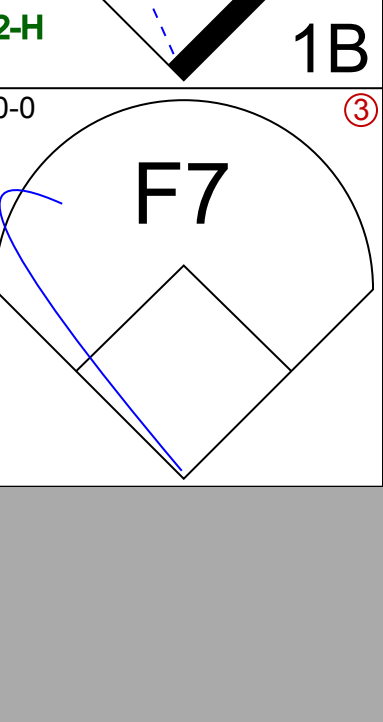

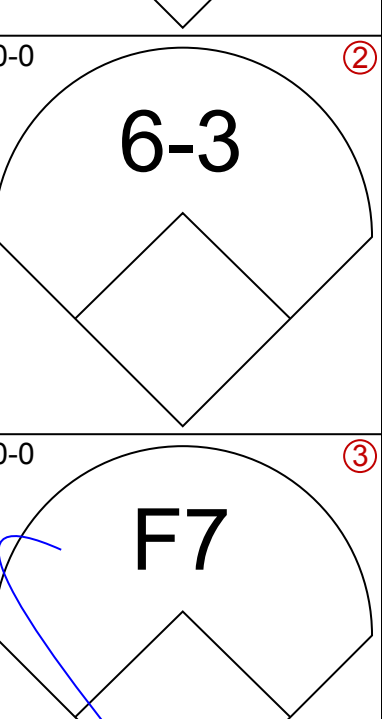
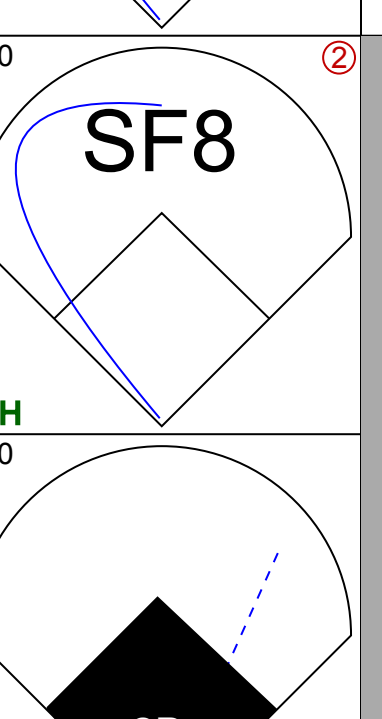
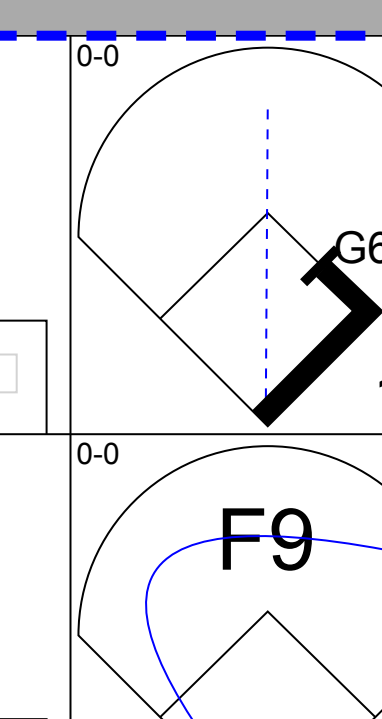

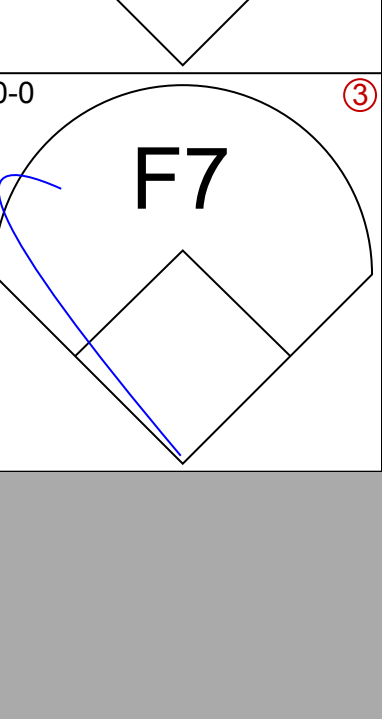
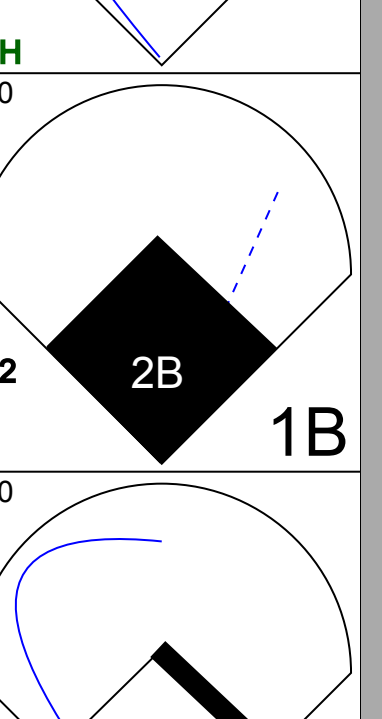
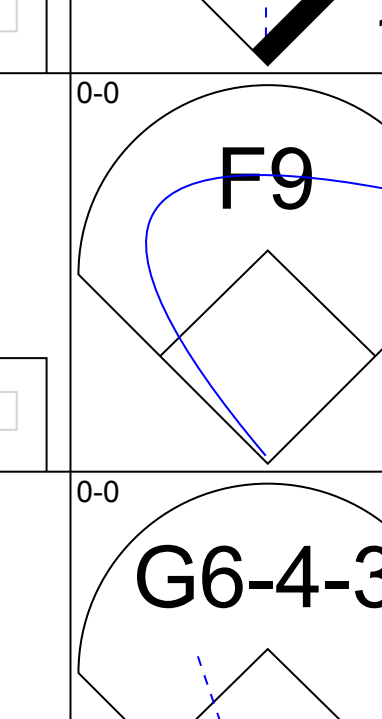
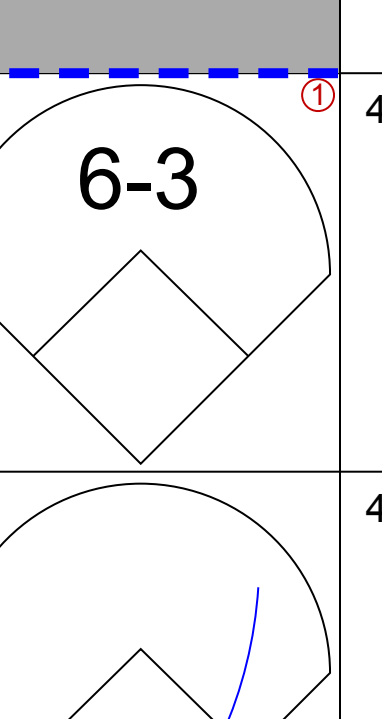
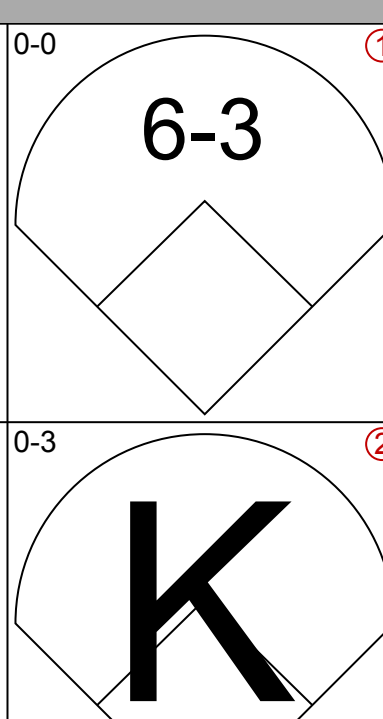
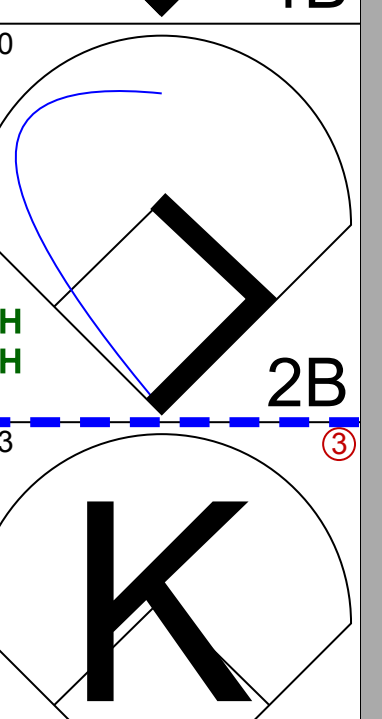
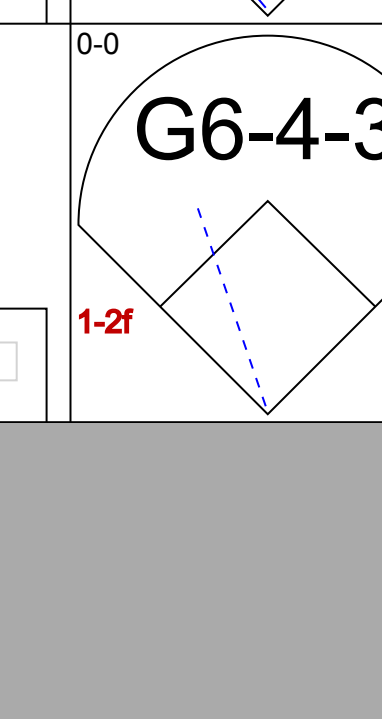
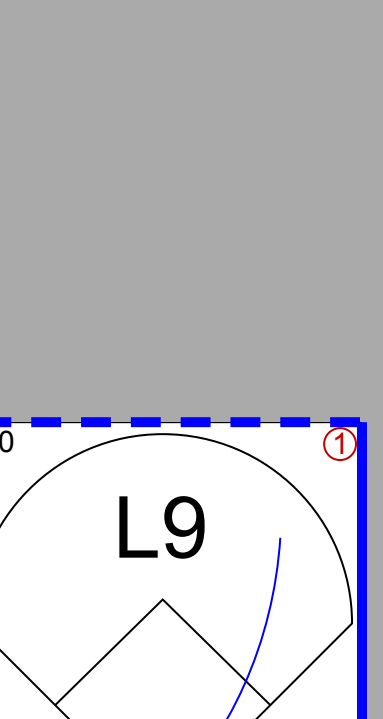
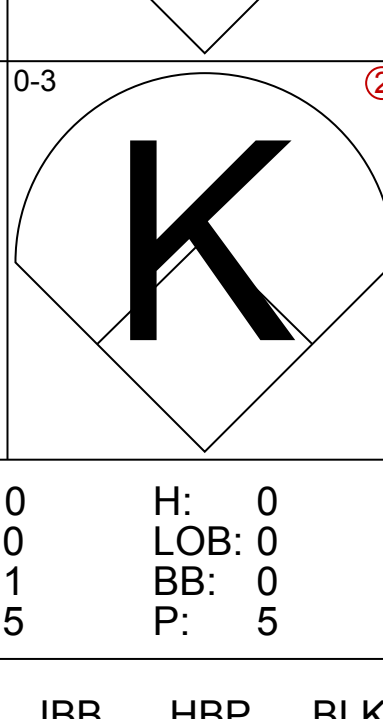
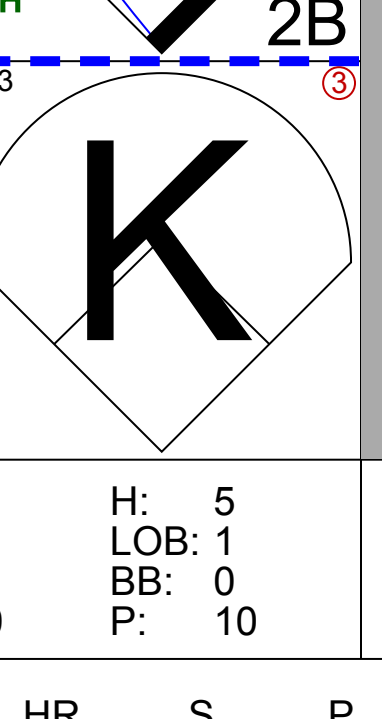
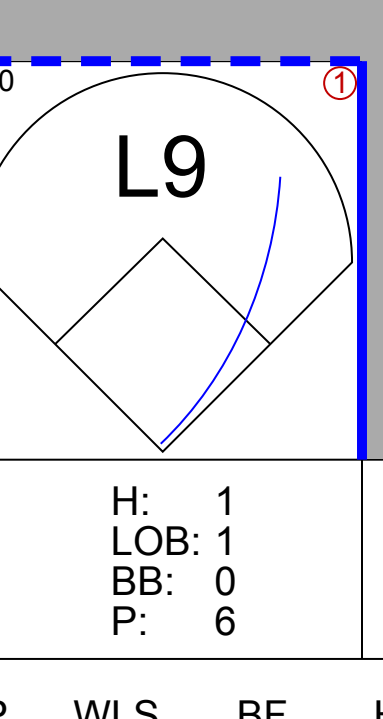
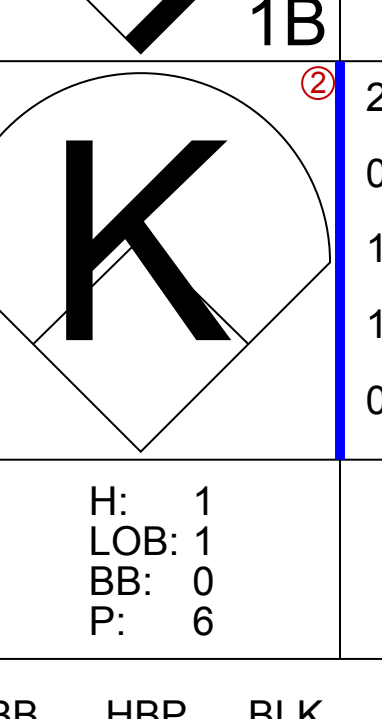
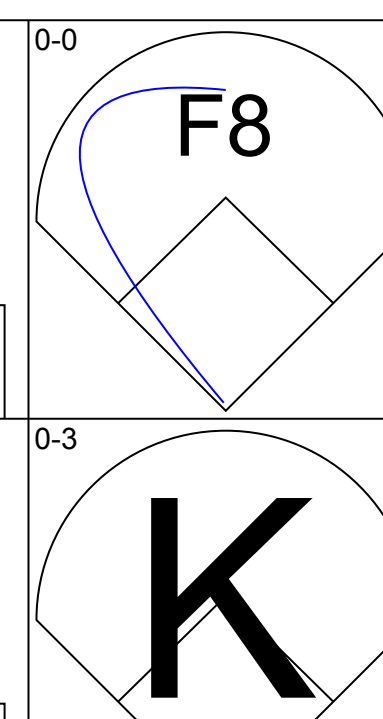
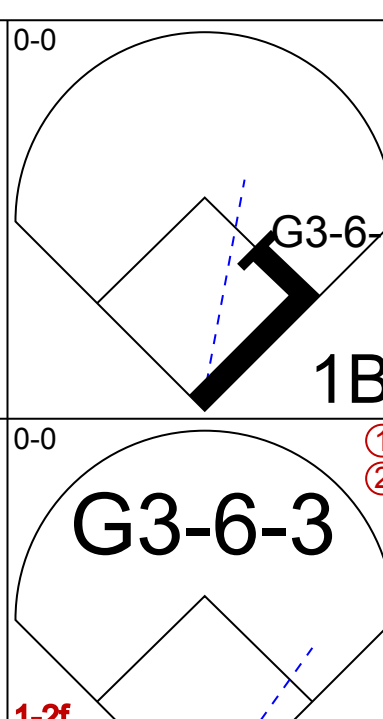
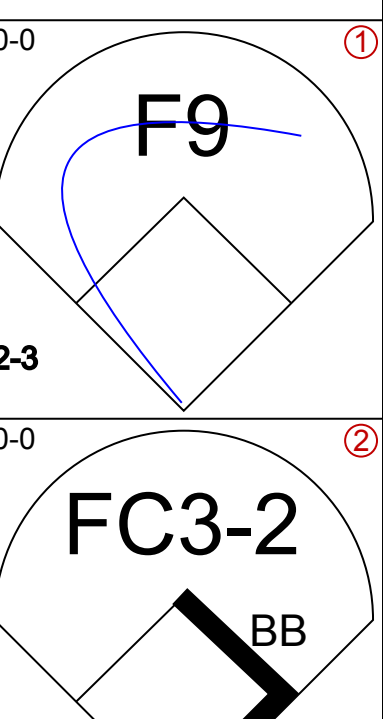
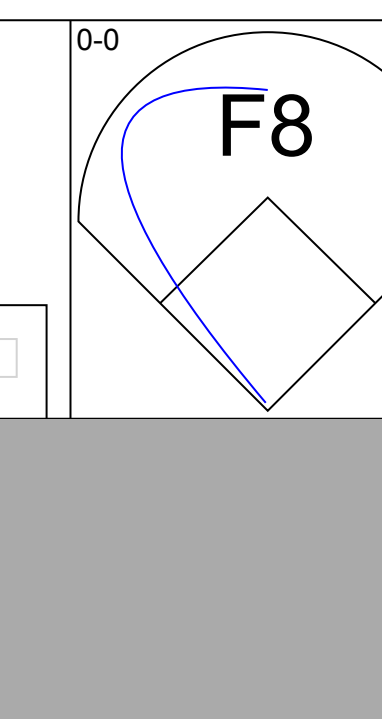
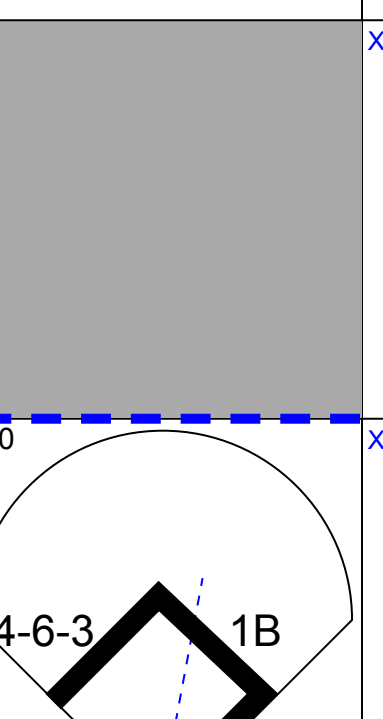
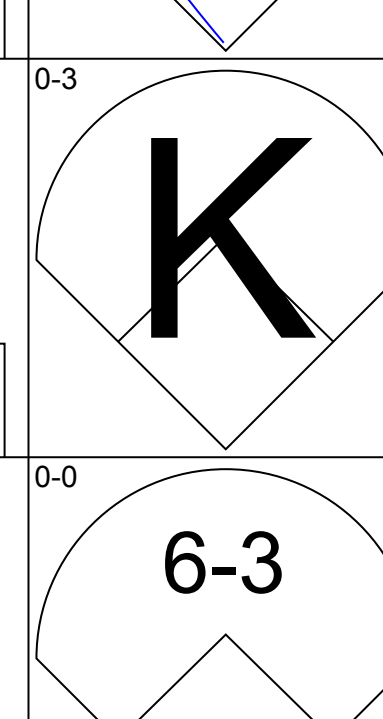
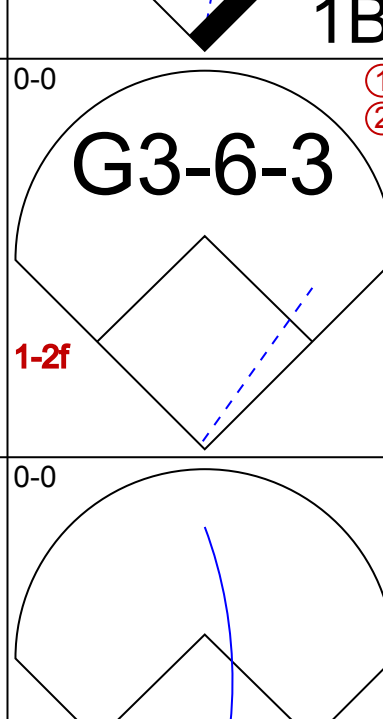
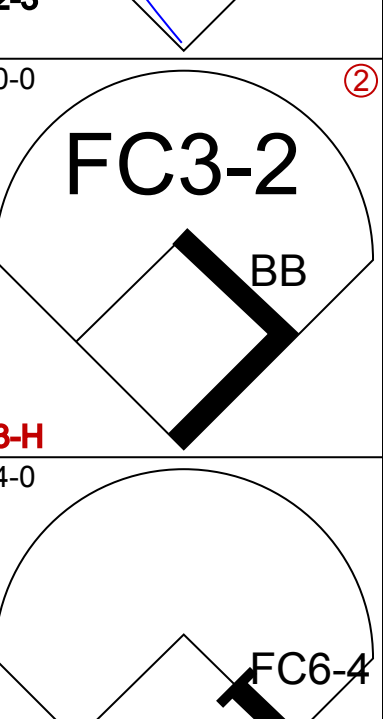
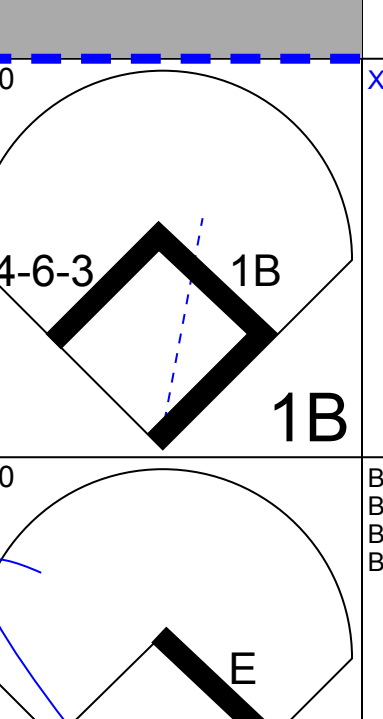

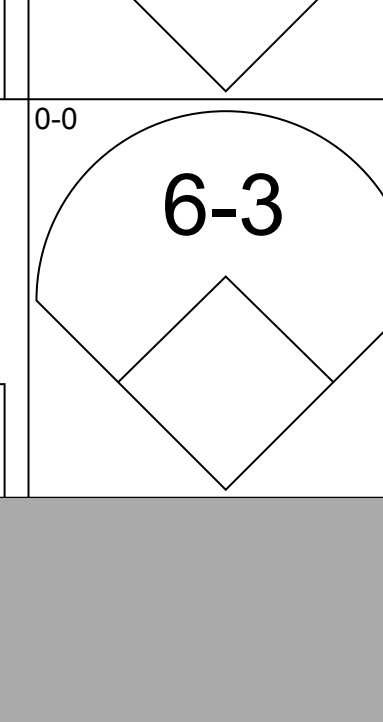
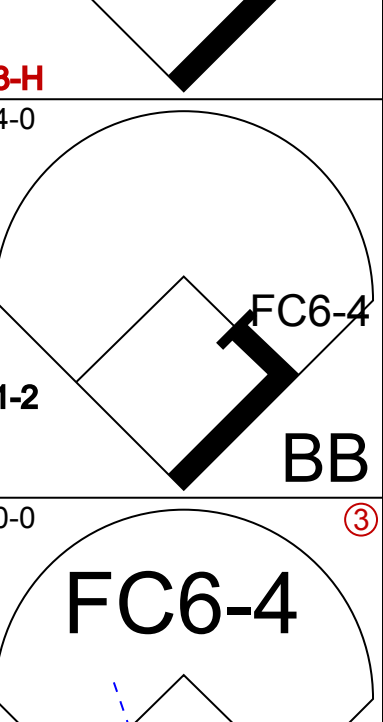
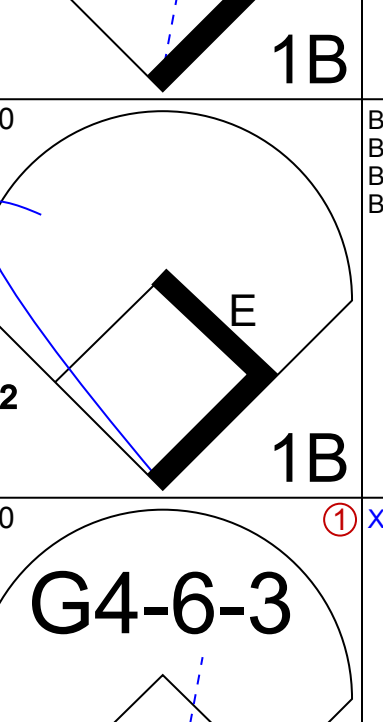

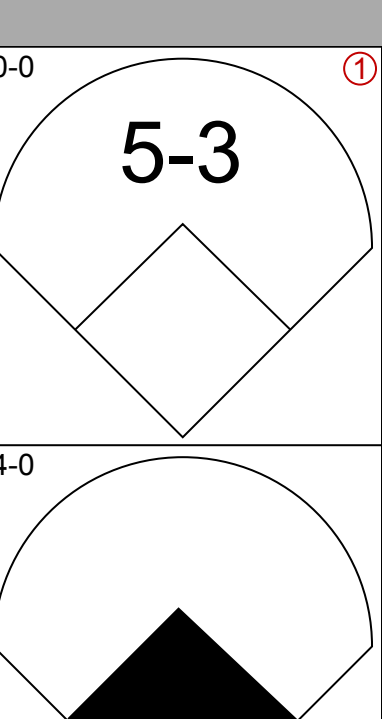
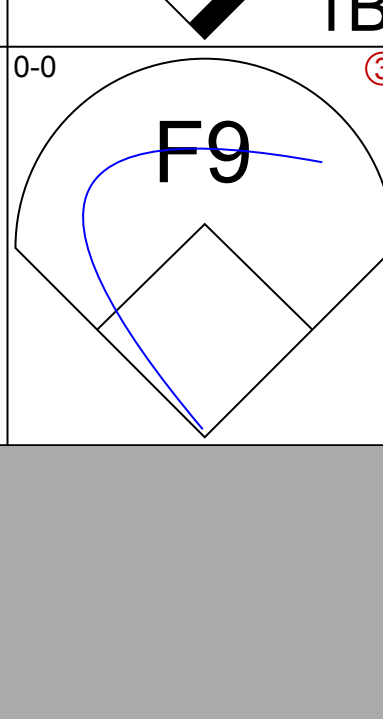
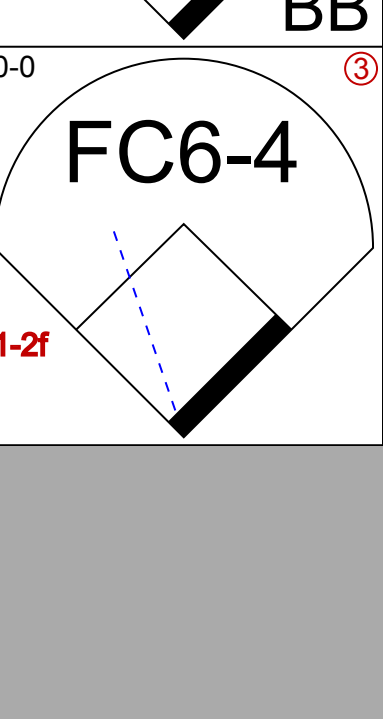
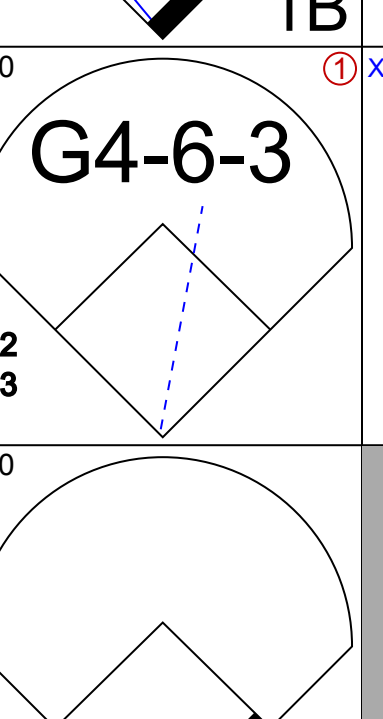
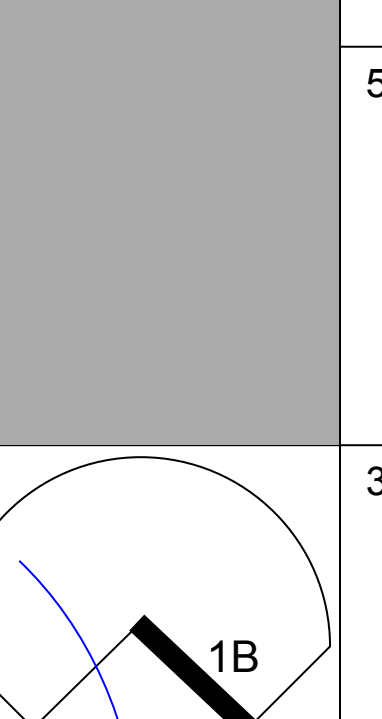
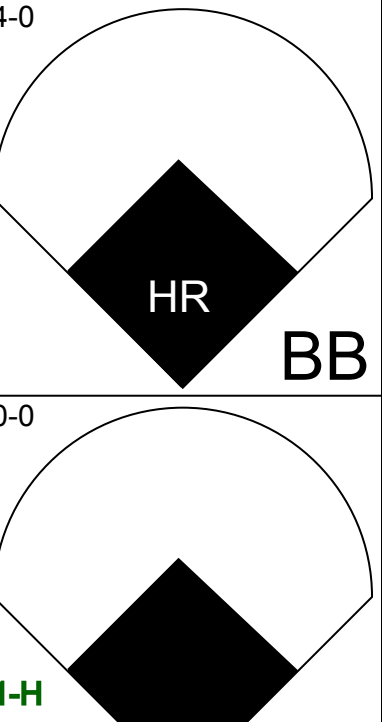
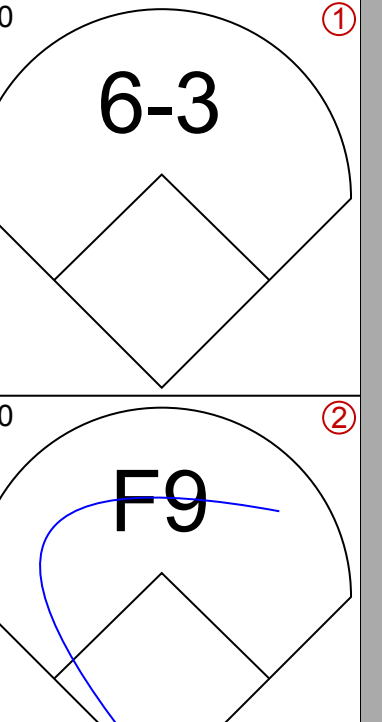
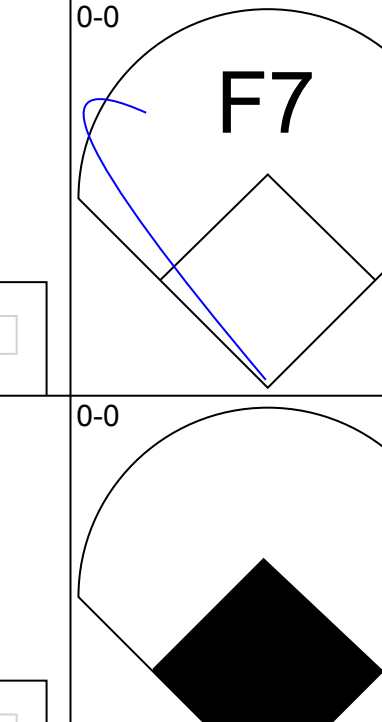

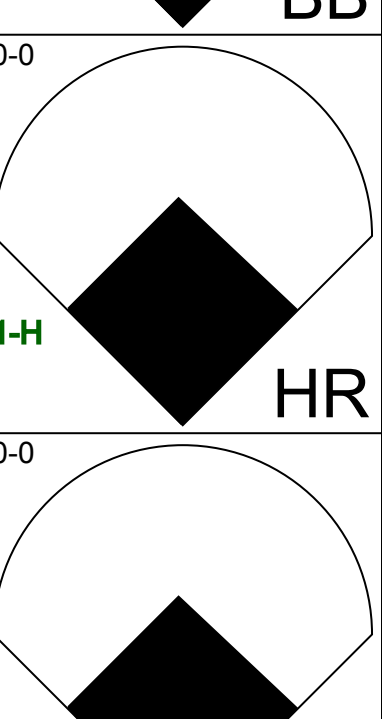
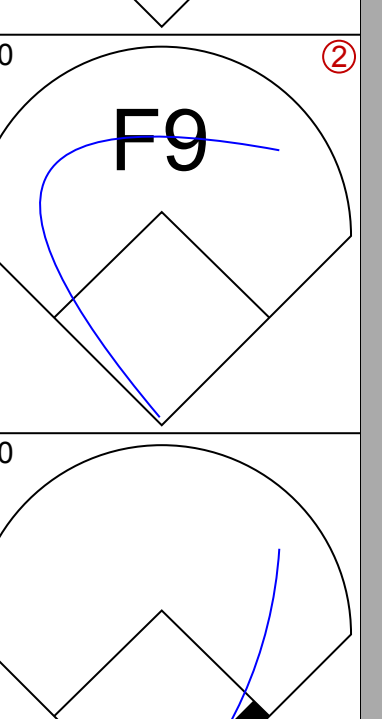
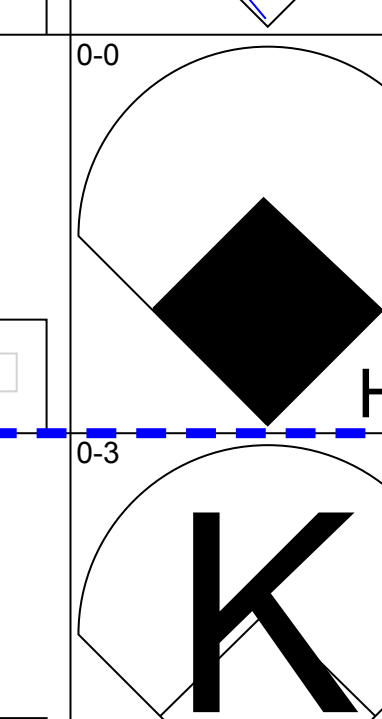
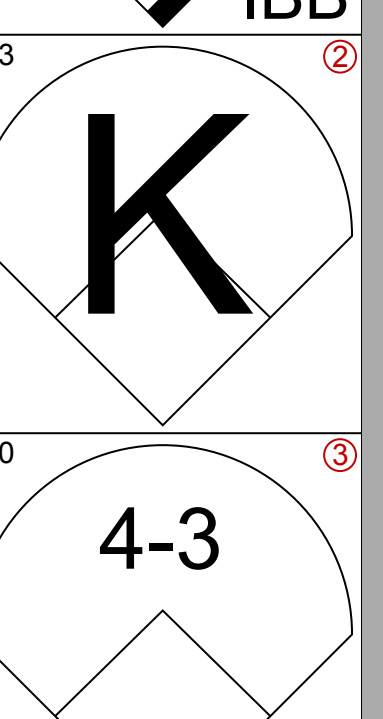
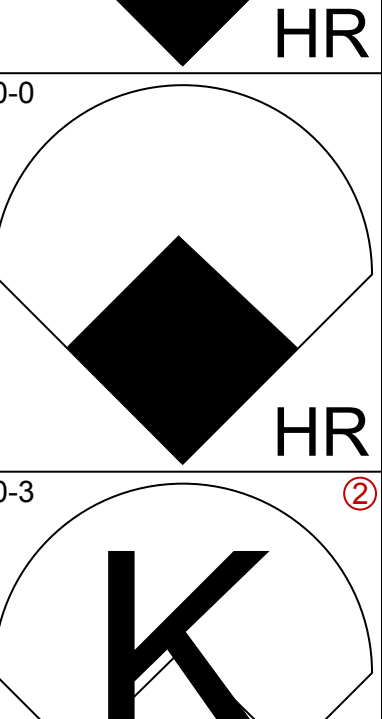
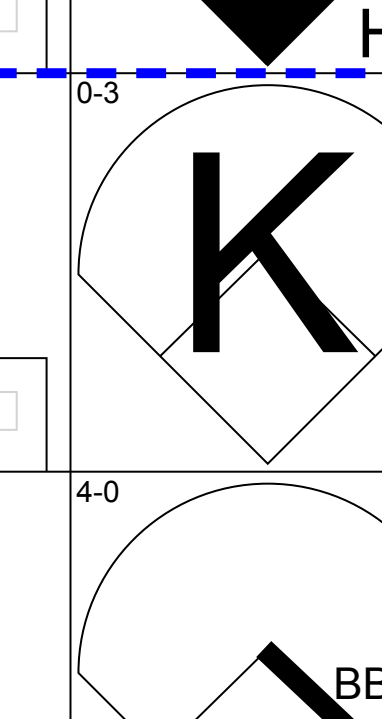
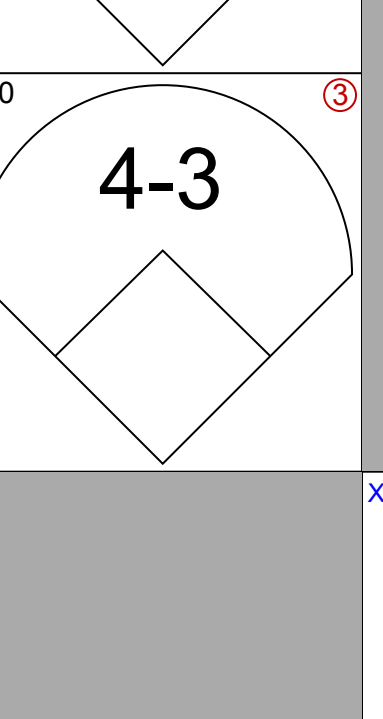
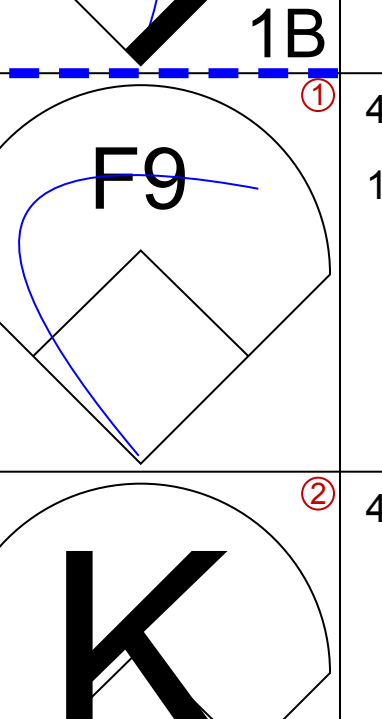
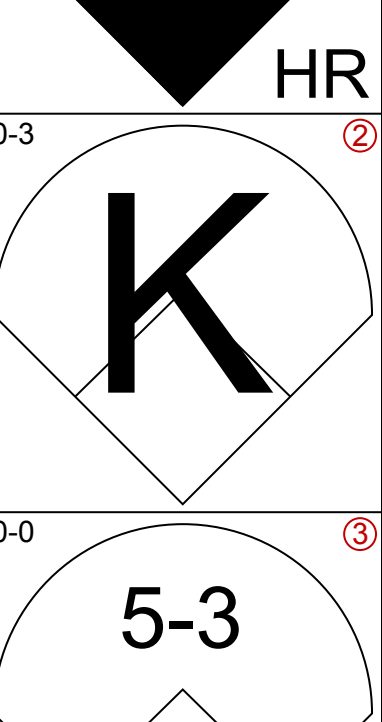
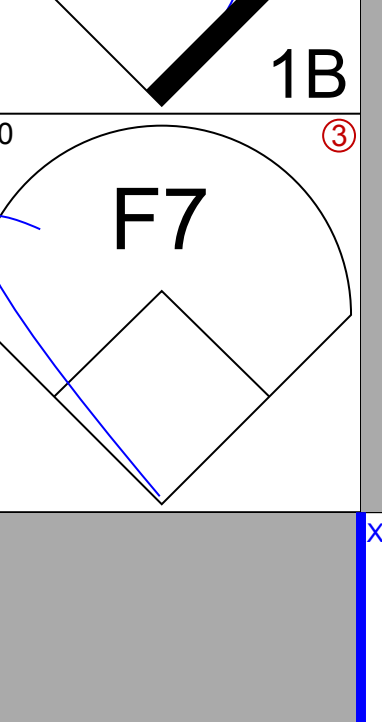
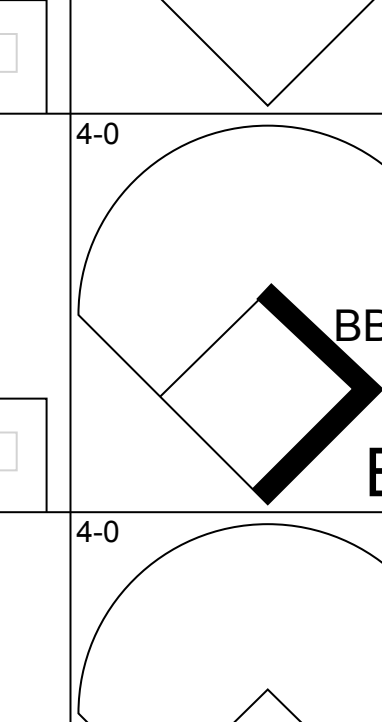

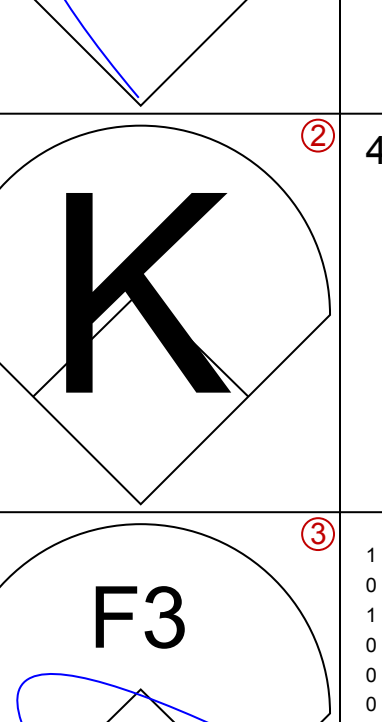
AB 31
R 4
H 8
RBI 4
BB 8
SO 7
LOB 17



Batter	1	2	3	4	5	6	7	8	9	AB	R	H	RBI	BB	SO	LOB	BOTTOM				
Jerry Royster, R (1.4) OBP: 0.315, SLG: 0.385	4-0 FC6-4 BB		0-0 F4 1-3 3H		0-0 F8 1-2		0-0 5-3		0-0 HR 2B	4	1	1	0	1	0	3	New York Mets @ San Diego Padres Jack Murphy Stadium, San Diego, CA Fri May 23 1986, 10:05 PM EDT Att: 22,982 - Unknown				
Gary Templeton, S (1.6) OBP: 0.257, SLG: 0.224	0-0 FC6-4 1-2		0-0 E6 HR		0-0 FC4-6 1-2		0-3 K 1		4-0 HR BB	4	2	0	0	1	1	3					
Tony Gwynn, L (1.9) OBP: 0.410, SLG: 0.510	0-3 K 1-2		0-0 L7 1H		0-0 G5-4-3 1B		0-0 3-1		0-0 HR 1H 2H	5	1	2	3	0	1	2					
Steve Garvey, R (1.3) OBP: 0.272, SLG: 0.455	0-3 K 3		0-0 HR 1H		0-0 G5-4-3 1-2		0-0 L7 3			4	1	1	2	0	1	2					
Kevin McReynolds, R (1.8) OBP: 0.388, SLG: 0.496		0-0 6-3		0-0 F2 1-2		4-0 HBP BB		0-0 5-3		3	0	0	0	1	0	0					
Graig Nettles, L (1.5) OBP: 0.280, SLG: 0.383		0-0 HR		0-0 G3 3		1-0 HBP FC5-4		0-0 3-1		3	1	1	1	0	0	0					
Rich Gossage, R (9, 1) OBP: 0.280, SLG: 0.383		0-0 HR		0-0 G3 3		1-2 HBP FC5-4		0-0 3-1		0	0	0	0	0	0	0					
Camelto Martinez, R (1.7) OBP: 0.509, SLG: 0.560		0-0 1B E 1B		0-0 FC5-4 1-2		0-0 FC5-4 1-2		0-0 6-3		4	1	2	0	0	0	2					
Marvell Wynne, L (9, 8) OBP: 0.313, SLG: 0.467		0-0 1B E 1B		0-0 FC5-4 1-2		0-0 FC5-4 1-2		0-0 6-3		0	0	0	0	0	0	0					
Terry Kennedy, L (1.2) OBP: 0.317, SLG: 0.376		0-3 K 2		4-0 FC4-6 1-2 BB		0-0 4-3 1		0-0 3-1 1		3	0	0	0	1	1	1					
LaMarr Hoyt, R (1.1) OBP: 0.250, SLG: 0.250		0-0 K 1		0-0 FC4-6 1-2 BB		0-3 K 2		0-0 F7 2		3	0	1	0	0	2	2					
Gene Walter, L (7, 1) OBP: 0.500, SLG: 0.667		0-0 WP 1B		0-0 K 1		0-3 K 2		0-0 F7 2		0	0	0	0	0	0	0					
Lance McCullers, S (8, 1) OBP: 0.377, SLG: 0.450		0-0 K 1		0-0 K 1		0-3 K 2		0-0 F7 2		0	0	0	0	0	0	0					
Tim Flannery, L (9, 4) OBP: 0.377, SLG: 0.450		0-0 K 1		0-0 K 1		0-3 K 2		0-0 F7 2		1	0	0	0	0	0	0					
Inning Stats	R: 0 E: 0 K: 2 S: 7	H: 0 LOB: 1 BB: 1 P: 11	R: 2 E: 0 K: 1 S: 8	H: 3 LOB: 1 BB: 0 P: 8	R: 2 E: 1 K: 0 S: 5	H: 1 LOB: 0 BB: 0 P: 5	R: 0 E: 0 K: 1 S: 6	H: 1 LOB: 2 BB: 1 P: 10	R: 0 E: 0 K: 1 S: 3	H: 0 LOB: 0 BB: 0 P: 5	R: 0 E: 0 K: 1 S: 5	H: 0 LOB: 0 BB: 0 P: 5	R: 0 E: 0 K: 0 S: 3	H: 0 LOB: 0 BB: 0 P: 3	R: 3 E: 0 K: 0 S: 4	H: 2 LOB: 0 BB: 1 P: 8	1B: 4 2B: 1 3B: 0 HR: 3	SF: 0 SAC: 0 DP: 1 HBP: 1	WP: 2 PB: 0 CS: 0	PA: 39	
PITCHER	IP WLS BF H R ER SO BB IBB HBP BLK WP HR S P ERA WHIP	IP WLS BF H R ER SO BB IBB HBP BLK WP HR S P ERA WHIP	IP WLS BF H R ER SO BB IBB HBP BLK WP HR S P ERA WHIP	IP WLS BF H R ER SO BB IBB HBP BLK WP HR S P ERA WHIP	IP WLS BF H R ER SO BB IBB HBP BLK WP HR S P ERA WHIP	IP WLS BF H R ER SO BB IBB HBP BLK WP HR S P ERA WHIP	IP WLS BF H R ER SO BB IBB HBP BLK WP HR S P ERA WHIP	IP WLS BF H R ER SO BB IBB HBP BLK WP HR S P ERA WHIP	IP WLS BF H R ER SO BB IBB HBP BLK WP HR S P ERA WHIP	IP WLS BF H R ER SO BB IBB HBP BLK WP HR S P ERA WHIP	IP WLS BF H R ER SO BB IBB HBP BLK WP HR S P ERA WHIP	IP WLS BF H R ER SO BB IBB HBP BLK WP HR S P ERA WHIP	IP WLS BF H R ER SO BB IBB HBP BLK WP HR S P ERA WHIP	IP WLS BF H R ER SO BB IBB HBP BLK WP HR S P ERA WHIP	IP WLS BF H R ER SO BB IBB HBP BLK WP HR S P ERA WHIP	IP WLS BF H R ER SO BB IBB HBP BLK WP HR S P ERA WHIP	IP WLS BF H R ER SO BB IBB HBP BLK WP HR S P ERA WHIP	IP WLS BF H R ER SO BB IBB HBP BLK WP HR S P ERA WHIP	IP WLS BF H R ER SO BB IBB HBP BLK WP HR S P ERA WHIP	IP WLS BF H R ER SO BB IBB HBP BLK WP HR S P ERA WHIP	IP WLS BF H R ER SO BB IBB HBP BLK WP HR S P ERA WHIP

AB 34
R 7
H 8
RBI 6
BB 4
SO 6
LOB 15



Batter	1	2	3	4	5	6	7	8	9	AB	R	H	RBI	BB	SO	LOB	TOP						
Mookie Wilson, S OBP: 0.386, SLG: 0.436 (1, 8)										5	0	1	0	0	1	1	New York Mets @ San Diego Padres Jack Murphy Stadium, San Diego, CA Sat May 24 1986, 10:05 PM EDT Att: 36,679 - Unknown						
Kevin Mitchell, R OBP: 0.327, SLG: 0.463 (1, 5)										4	2	2	0	0	2	1							
Keith Hernandez, L OBP: 0.423, SLG: 0.451 (1, 3)										4	1	2	0	0	1	2							
Gary Carter, R OBP: 0.327, SLG: 0.436 (1, 2)										4	1	2	2	0	1	1							
Darryl Strawberry, L OBP: 0.325, SLG: 0.456 (1, 9)										4	0	0	0	0	1	3							
George Foster, R OBP: 0.302, SLG: 0.396 Lenny Dykstra, L OBP: 0.345, SLG: 0.358 (8, 8)										3	0	1	1	0	0	0							
Tim Lincecum, R OBP: 0.323, SLG: 0.318 (1, 4)										4	1	1	0	0	0	1							
Rafael Santana, R OBP: 0.227, SLG: 0.232 (1, 6)										4	0	2	2	0	0	1							
Bruce Berenyi, R Randy Niemann, L Howard Johnson, S OBP: 0.341, SLG: 0.375 Roger McDowell, R OBP: 0.200, SLG: 0.200 Jesse Orosco, L (9, 1)										2	0	0	0	0	2	1							
Inning Stats	R: 0 E: 0 K: 2 S: 8	H: 1 LOB: 1 BB: 0 P: 8	R: 0 E: 0 K: 1 S: 5	H: 0 LOB: 0 BB: 0 P: 5	R: 0 E: 0 K: 1 S: 5	H: 0 LOB: 0 BB: 0 P: 5	R: 4 E: 1 K: 1 S: 10	H: 5 LOB: 1 BB: 0 P: 10	R: 1 E: 0 K: 0 S: 3	H: 2 LOB: 1 BB: 0 P: 7	R: 0 E: 0 K: 1 S: 6	H: 1 LOB: 0 BB: 0 P: 6	R: 0 E: 0 K: 1 S: 5	H: 0 LOB: 0 BB: 0 P: 5	R: 0 E: 0 K: 1 S: 6	H: 1 LOB: 1 BB: 0 P: 6		1B: 10 2B: 1 3B: 0 HR: 0	SF: 1 SAC: 0 DP: 1 HBP: 0	WP: 0 PB: 0 SB: 2 CS: 0	PA: 37		
PITCHER	IP WLS BF H R ER SO BB IBB HBP BLK WP HR S P ERA WHIP																PITCHER	IP WLS BF H R ER SO BB IBB HBP BLK WP HR S P ERA WHIP					
Mark Thurmond, L ERA: 6.46 Tim Stoddard, R ERA: 4.59 Gene Walter, L ERA: 3.28 Lance McCullers, R ERA: 1.14 Craig Lefferts, L ERA: 1.86	(1, 1) (4, 1) (6, 1) (7, 1) (9, 1)	3.2 1.1 1.0 2.0 1.0	L 6 3 7 4	17 2 1 1 1	6 1 0 0 0	4 1 0 0 0	4 1 0 2 1	4 0 0 0 0	0 0 0 0 0	0 0 0 0 0	0 0 0 0 0	0 0 0 0 0	0 0 0 0 0	0 0 0 0 0	0 0 0 0 0	0 0 0 0 0	0.00 6.75 0.00 0.00 0.00	1.636 1.500 1.000 0.500 1.000					
Batter	1	2	3	4	5	6	7	8	9	AB	R	H	RBI	BB	SO	LOB	BOTTOM						
Marvell Wynne, L OBP: 0.321, SLG: 0.460 (1, 8)										5	0	2	0	0	0	3	New York Mets @ San Diego Padres Jack Murphy Stadium, San Diego, CA Sat May 24 1986, 10:05 PM EDT Att: 36,679 - Unknown						
Gary Templeton, S OBP: 0.255, SLG: 0.223 (1, 6)										5	0	1	0	0	1	4							
Tony Gwynn, L OBP: 0.421, SLG: 0.513 (1, 9)										3	0	2	0	2	0	0							
Steve Garvey, R OBP: 0.263, SLG: 0.440 (1, 3)										5	0	0	0	0	0	8							
Terry Kennedy, L OBP: 0.326, SLG: 0.375 (1, 2)										3	1	1	0	2	0	0							
Kevin McReynolds, R OBP: 0.375, SLG: 0.541 (1, 7)										5	2	3	3	0	1	3							
Graig Nettles, L OBP: 0.288, SLG: 0.418 Jerry Royster, R OBP: 0.311, SLG: 0.379 (9, PH)										4	1	2	1	0	1	3							
Tim Flannery, L OBP: 0.370, SLG: 0.433 (1, 4)										4	0	0	0	1	2	3							
Mark Thurmond, L Tim Stoddard, R Gene Walter, L Lance McCullers, R Craig Lefferts, L Bruce Berenyi, R Randy Niemann, L Howard Johnson, S Roger McDowell, R Jesse Orosco, L	(1, 1) (1, 1) (6, 1) (7, 1) (9, 1) (1, 1) (6, 1) (7, 1) (9, 1)	5.1 0.2 2.0 1.0	W 4 S	24 0 3 0	H 0 0 0	R 0 0 0	ER 3 0 0	SO 2 1 1	BB 0 0 0	IBB 0 0 0	HBP 0 0 0	BLK 0 0 0	WP 0 0 0	HR 3 0 0	S 26 4 14 5	P 34 12 22 5		ERA 5.06 0.00 0.00 0.00	WHIP 1.688 3.000 3.500 0.000	1B: 9 2B: 1 3B: 0 HR: 3	SF: 0 SAC: 0 DP: 1 HBP: 0	WP: 0 PB: 0 SB: 0 CS: 0	PA: 45
PITCHER	IP WLS BF H R ER SO BB IBB HBP BLK WP HR S P ERA WHIP																	PITCHER	IP WLS BF H R ER SO BB IBB HBP BLK WP HR S P ERA WHIP				

Batter	1	2	3	4	5	6	7	8	9	10	11	AB	R	H	RBI	BB	SO	LOB	TOP						
Lenny Dykstra, L OBP: 0.344, SLG: 0.357	F7		1B		1-3		3-1			4-3	5-3	6	1	2	0	0	0	3							
Wally Backman, S OBP: 0.409, SLG: 0.486	2B		F8		6-3			4-3 WP		4-3		5	1	2	0	0	0	2							
Keith Hernandez, L OBP: 0.416, SLG: 0.443	6-3		F9		F8			4-3		L8		5	0	1	0	0	0	3							
Darryl Strawberry, L OBP: 0.345, SLG: 0.468	IBB		1B					CS		CS		3	1	3	2	2	0	0							
Kevin Mitchell, R OBP: 0.310, SLG: 0.439	F3		F9		F2			4-3		4-3		3	0	0	0	0	0	5							
Danny Heep, L OBP: 0.388, SLG: 0.523												1	0	0	0	0	0	1							
Rafael Santana, R OBP: 0.224, SLG: 0.229												1	0	0	0	0	0	1							
Mookie Wilson, S OBP: 0.367, SLG: 0.395		F7	F8		3-1					F8		4	1	0	0	1	0	2							
Howard Johnson, S OBP: 0.354, SLG: 0.381					K			F9				4	0	2	0	1	1	0							
Ed Hearn, R OBP: 0.556, SLG: 0.571		K			F8					G6-4-3		4	0	1	0	1	1	2							
Bob Ojeda, L OBP: 0.100, SLG: 0.100												2	0	0	0	0	1	1							
Tim Teufel, R OBP: 0.320, SLG: 0.314	F7				K			SH1-4				1	0	0	0	0	0	0							
Jesse Orosco, R										F7		0	0	0	1	0	0	0							
Inning Stats	R: 0 E: 0 K: 0 S: 4	H: 1 LOB: 2 BB: 1 P: 8	R: 0 E: 0 K: 1 S: 6	H: 1 LOB: 1 BB: 0 P: 6	R: 1 E: 0 K: 0 S: 6	H: 3 LOB: 2 BB: 0 P: 6	R: 0 E: 0 K: 2 S: 7	H: 0 LOB: 0 BB: 0 P: 7	R: 0 E: 0 K: 0 S: 2	H: 0 LOB: 0 BB: 1 P: 6	R: 0 E: 0 K: 0 S: 4	H: 1 LOB: 1 BB: 0 P: 4	R: 1 E: 0 K: 0 S: 4	H: 2 LOB: 0 BB: 0 P: 4	R: 0 E: 0 K: 0 S: 3	H: 1 LOB: 0 BB: 0 P: 3	R: 0 E: 0 K: 0 S: 4	H: 1 LOB: 1 BB: 0 P: 4	R: 2 E: 0 K: 0 S: 4	H: 1 LOB: 2 BB: 3 P: 16	1B: 10 2B: 1 3B: 0 HR: 0	SF: 1 SAC: 1 DP: 1 HBP: 0	WP: 2 PB: 0 SB: 4 CS: 2	PA: 46	
PITCHER	IP ERA WLS BF H R ER SO BB IBB HBP BLK WP HR S P ERA WHIP	Eric Show, R ERA: 2.93	Rich Gossage, R ERA: 3.6	Craig Lefferts, L ERA: 2.45	Lance McCullers, R ERA: 1.13	Gene Walter, L ERA: 3.24	PITCHER	IP ERA WLS BF H R ER SO BB IBB HBP BLK WP HR S P ERA WHIP	Eric Show, R ERA: 2.93	Rich Gossage, R ERA: 3.6	Craig Lefferts, L ERA: 2.45	Lance McCullers, R ERA: 1.13	Gene Walter, L ERA: 3.24	Rich Gossage, R ERA: 3.6	Craig Lefferts, L ERA: 2.45	Lance McCullers, R ERA: 1.13	Gene Walter, L ERA: 3.24	Rich Gossage, R ERA: 3.6	Craig Lefferts, L ERA: 2.45	Lance McCullers, R ERA: 1.13	Gene Walter, L ERA: 3.24	Rich Gossage, R ERA: 3.6	Craig Lefferts, L ERA: 2.45	Lance McCullers, R ERA: 1.13	Gene Walter, L ERA: 3.24

New York Mets @ San Diego Padres
Jack Murphy Stadium, San Diego, CA
Sun May 25 1986, 6:33 AM EDT
Att: 30,296 - Unknown

AB 39
R 4
H 11
RBI 3
BB 5
SO 3
LOB 20



Batter	1	2	3	4	5	6	7	8	9	10	11	AB	R	H	RBI	BB	SO	LOB	BOTTOM						
Jerry Royster, R OBP: 0.304, SLG: 0.380	E		F6		6-3			F8		F3		5	1	1	0	0	0	1							
Tony Gwynn, L OBP: 0.421, SLG: 0.506	F9		F7									4	0	1	0	1	0	0							
Kevin McReynolds, R OBP: 0.362, SLG: 0.540	BB		K					G1-6-3		5-3		4	1	2	0	1	1	1							
Steve Garvey, R OBP: 0.262, SLG: 0.429	1B				6-3			G1-6-3		L8		4	0	0	0	1	0	3							
Camelo Martinez, R OBP: 0.327, SLG: 0.371					K							3	0	2	1	0	1	0							
Marvell Wynne, L OBP: 0.327, SLG: 0.451								S		6-3		1	0	0	0	1	0	0							
Bruce Bochy, R OBP: 0.353, SLG: 0.621	F8				6-3							5	0	0	0	0	0	3							
Garry Templeton, S OBP: 0.289, SLG: 0.224			1-3					SH1-4				4	0	1	0	1	0	2							
Tim Flannery, L OBP: 0.358, SLG: 0.417			F7		K			K				4	0	0	0	0	2	5							
Eric Show, R ERA: 2.93			K									1	0	0	0	0	1	0							
Rich Gossage, R ERA: 3.6												1	0	0	0	0	1	0							
Craig Lefferts, L ERA: 2.45												0	0	0	0	0	0	0							
Lance McCullers, R ERA: 1.13												0	0	0	0	0	0	0							
Gene Walter, L ERA: 3.24												0	0	0	0	0	0	0							
Inning Stats	R: 2 E: 1 K: 0 S: 5	H: 3 LOB: 1 BB: 1 P: 9	R: 0 E: 0 K: 1 S: 5	H: 0 LOB: 0 BB: 0 P: 5	R: 0 E: 0 K: 1 S: 5	H: 0 LOB: 0 BB: 0 P: 5	R: 0 E: 0 K: 1 S: 6	H: 1 LOB: 1 BB: 0 P: 6	R: 0 E: 0 K: 1 S: 6	H: 1 LOB: 2 BB: 0 P: 3	R: 0 E: 0 K: 1 S: 6	H: 1 LOB: 1 BB: 0 P: 6	R: 0 E: 0 K: 0 S: 3	H: 0 LOB: 2 BB: 2 P: 11	R: 0 E: 0 K: 1 S: 5	H: 0 LOB: 2 BB: 2 P: 13	R: 0 E: 0 K: 0 S: 3	H: 0 LOB: 0 BB: 0 P: 3	1B: 6 2B: 1 3B: 0 HR: 0	SF: 0 SAC: 1 DP: 1 HBP: 0	WP: 0 PB: 0 SB: 4 CS: 0	PA: 43			
PITCHER	IP ERA WLS BF H R ER SO BB IBB HBP BLK WP HR S P ERA WHIP	Eric Show, R ERA: 2.93	Rich Gossage, R ERA: 3.6	Craig Lefferts, L ERA: 2.45	Lance McCullers, R ERA: 1.13	Gene Walter, L ERA: 3.24	PITCHER	IP ERA WLS BF H R ER SO BB IBB HBP BLK WP HR S P ERA WHIP	Eric Show, R ERA: 2.93	Rich Gossage, R ERA: 3.6	Craig Lefferts, L ERA: 2.45	Lance McCullers, R ERA: 1.13	Gene Walter, L ERA: 3.24	Rich Gossage, R ERA: 3.6	Craig Lefferts, L ERA: 2.45	Lance McCullers, R ERA: 1.13	Gene Walter, L ERA: 3.24	Rich Gossage, R ERA: 3.6	Craig Lefferts, L ERA: 2.45	Lance McCullers, R ERA: 1.13	Gene Walter, L ERA: 3.24	Rich Gossage, R ERA: 3.6	Craig Lefferts, L ERA: 2.45	Lance McCullers, R ERA: 1.13	Gene Walter, L ERA: 3.24

New York Mets @ San Diego Padres
Jack Murphy Stadium, San Diego, CA
Sun May 25 1986, 6:33 AM EDT
Att: 30,296 - Unknown

AB 37
R 2
H 7
RBI 1
BB 5
SO 7
LOB 15



Batter	1	2	3	4	5	6	7	8	9	AB	R	H	RBI	BB	SO	LOB	TOP					
Steve Sax, R (1.4) OBP: 0.366, SLG: 0.450	F8			K		5-3		HR		4	1	1	1	0	1	0						
Ken Landreaux, L (1.8) OBP: 0.313, SLG: 0.388	F9			K		F8		6-3		4	0	0	0	0	1	0						
Bill Madlock, R (1.5) OBP: 0.284, SLG: 0.299	K			6-3			FC3-6 1B		F8	4	0	1	0	0	1	0						
Mike Marshall, R (1.9) OBP: 0.315, SLG: 0.515		K			1B		K		K	4	0	1	0	0	3	1						
Mike Scioscia, L (1.2) OBP: 0.419, SLG: 0.384	F9				F8		FC3-6 BB			4	0	1	0	0	0	2						
Greg Brock, L (1.3) OBP: 0.303, SLG: 0.307	4-3				F8		4-0 1-2 BB		F8	3	0	0	0	1	0	2						
Franklin Stubbs, L (1.7) OBP: 0.269, SLG: 0.447			5-3		K		K			3	0	0	0	0	2	3						
Mariano Duncan, R (1.6) OBP: 0.266, SLG: 0.268			K			HR		G1-6-3 BB		2	1	1	1	1	1	0						
Jerry Reuss, L (1.1) OBP: 0.308, SLG: 0.308			K			6-3		G1-6-3		2	0	0	0	0	1	0						
Ed Vande Berg, R (6.1)										0	0	0	0	0	0	0						
Tom Niedenfuer, R (6.1) OBP: 0.500, SLG: 0.500										0	0	0	0	0	0	0						
Len Matuszek, L (8, PH)										1	0	0	0	0	0	1						
Ken Howell, R (8.1)										0	0	0	0	0	0	0						
Inning Stats	R: 0 E: 0 K: 1 S: 5	H: 0 LOB: 0 BB: 0 P: 5	R: 0 E: 0 K: 1 S: 5	H: 0 LOB: 0 BB: 0 P: 5	R: 0 E: 0 K: 2 S: 7	H: 0 LOB: 0 BB: 0 P: 7	R: 0 E: 0 K: 2 S: 7	H: 0 LOB: 0 BB: 0 P: 7	R: 0 E: 0 K: 1 S: 6	H: 1 LOB: 1 BB: 0 P: 6	R: 1 E: 0 K: 0 S: 4	H: 1 LOB: 0 BB: 0 P: 4	R: 0 E: 0 K: 2 S: 8	H: 1 LOB: 2 BB: 1 P: 12	R: 1 E: 0 K: 0 S: 3	H: 1 LOB: 0 BB: 1 P: 7	R: 0 E: 0 K: 1 S: 6	H: 1 LOB: 1 BB: 0 P: 6	1B: 2 2B: 1 3B: 0 HR: 2	SF: 0 SAC: 0 DP: 1 HBP: 0	WP: 0 PB: 0 SB: 0 CS: 0	PA: 33
PITCHER Dwight Gooden, R (1.1) ERA: 1.96	IP: 9.0 WLS: W BF: 33 H: 5 R: 2 ER: 2 SO: 10 BB: 2 IBB: 0 HBP: 0 BLK: 0 WP: 0 HR: 2 S: 51 P: 59 ERA: 2.00 WHIP: 0.778															PITCHER						

Los Angeles Dodgers @ New York Mets
Shea Stadium, Flushing, NY
Wed May 28 1986, 7:05 PM EDT
Att: 41,032 - Unknown

AB 31
R 2
H 5
RBI 2
BB 2
SO 10
LOB 9



Batter	1	2	3	4	5	6	7	8	9	AB	R	H	RBI	BB	SO	LOB	BOTTOM			
Mookie Wilson, S (1.8) OBP: 0.358, SLG: 0.404	5-3		3-1			HR	1-4-3			4	1	1	0	0	0	0				
Kevin Mitchell, R (1.9) OBP: 0.323, SLG: 0.483	F4			6-3		HR		FC6-4 BB		3	1	1	2	1	0	0				
Keith Hernandez, L (1.3) OBP: 0.425, SLG: 0.471	1B			4-3		1B		FC6-4 1-2		4	1	2	0	0	0	1				
Gary Carter, R (1.2) OBP: 0.329, SLG: 0.453	F4			HR		1B		FC5-4-3-4 BB		3	1	1	1	1	0	2				
George Foster, R (1.7) OBP: 0.292, SLG: 0.408	F8			K		F7		BB		3	0	0	0	0	1	2				
Lenny Dykstra, L (8.8) OBP: 0.351, SLG: 0.359								BB		0	0	0	0	1	0	0				
Ray Knight, R (1.5) OBP: 0.385, SLG: 0.555	F7				2B	1-3 2-H	1-3 2-H	F4		4	0	2	1	0	0	2				
Tim Lincecum, R (1.4) OBP: 0.314, SLG: 0.307					6-3	L1-3	L1-3			2	0	0	0	0	0	1				
Danny Heep, L (6, PH) OBP: 0.388, SLG: 0.531										1	0	0	0	0	0	2				
Wally Backman, S (7.4) OBP: 0.395, SLG: 0.480										0	0	0	0	0	0	0				
Rafael Santana, R (1.6) OBP: 0.229, SLG: 0.224			G3			F4		F7		3	0	0	0	0	0	1				
Dwight Gooden, R (1.1) OBP: 0.160, SLG: 0.240			K			K		F8		3	0	0	0	0	2	1				
Inning Stats	R: 0 E: 0 K: 0 S: 4	H: 1 LOB: 1 BB: 0 P: 4	R: 0 E: 0 K: 0 S: 3	H: 0 LOB: 0 BB: 0 P: 3	R: 0 E: 0 K: 1 S: 5	H: 0 LOB: 0 BB: 0 P: 5	R: 1 E: 0 K: 1 S: 6	H: 1 LOB: 0 BB: 0 P: 6	R: 0 E: 0 K: 1 S: 6	H: 1 LOB: 1 BB: 0 P: 6	R: 3 E: 1 K: 0 S: 6	H: 4 LOB: 1 BB: 1 P: 10	R: 0 E: 0 K: 0 S: 3	H: 0 LOB: 0 BB: 0 P: 3	R: 0 E: 0 K: 0 S: 3	H: 0 LOB: 2 BB: 2 P: 11	1B: 3 2B: 3 3B: 0 HR: 2	SF: 0 SAC: 0 DP: 1 HBP: 0	WP: 0 PB: 0 SB: 0 CS: 0	PA: 33
PITCHER Jerry Reuss, L (1.1) ERA: 5.08	IP: 5.0 WLS: L BF: 19 H: 4 R: 2 ER: 2 SO: 3 BB: 0 IBB: 0 HBP: 0 BLK: 0 WP: 0 HR: 1 S: 25 P: 25 ERA: 54.00 WHIP: 12.000															PITCHER				
Ed Vande Berg, L (6.1) ERA: 3.48	0.1	5	3	2	2	0	1	0	0	0	0	1	4	8	0.00	0.000				
Tom Niedenfuer, R (6.1) ERA: 3.45	1.2	4	0	0	0	0	0	0	0	0	0	4	4	0.00	0.000					
Ken Howell, R (8.1) ERA: 1.16	1.0	5	0	0	0	0	2	0	0	0	0	3	11	0.00	2.000					

Los Angeles Dodgers @ New York Mets
Shea Stadium, Flushing, NY
Wed May 28 1986, 7:05 PM EDT
Att: 41,032 - Unknown


AB 30
R 4
H 7
RBI 4
BB 3
SO 3
LOB 12




Batter	1	2	3	4	5	6	7	8	9	AB	R	H	RBI	BB	SO	LOB	TOP								
Mariano Duncan, R OBP: 0.271, SLG: 0.275	0-0 6-3			4-0 F8 S 6-3 BB		0-0 F8		0-0 F8		3	1	1	0	1	0	0	Los Angeles Dodgers @ New York Mets Shea Stadium, Flushing, NY Thu May 29 1986, 7:05 PM EDT Att: 41,080 - Unknown livebaseballscorecards.com								
Enos Cabell, R OBP: 0.289, SLG: 0.273	0-0 F8			0-0 F8		0-0 F8		0-0 F9		4	0	0	0	0	0	3									
Steve Sax, R OBP: 0.358, SLG: 0.439	0-0 F9			0-0 6-3					0-3 K	4	0	0	1	0	1	0									
Bill Madlock, R OBP: 0.283, SLG: 0.307		0-0 F8		0-0 F8					0-3 K	4	0	1	0	0	1	0									
Mike Marshall, R OBP: 0.319, SLG: 0.532		0-3 K			0-0 HR				0-0 E	4	1	2	1	0	1	1									
Cesar Cedeno, R OBP: 0.295, SLG: 0.292		0-0 1B			0-0 F7				0-0 E4	3	0	1	0	0	0	1									
Ken Landreaux, L OBP: 0.310, SLG: 0.385									1-2 FC6-4	1	0	0	0	0	0	1									
Mike Scioscia, L OBP: 0.415, SLG: 0.375			0-3 K		0-0 F8				0-0 FC6-4	3	0	0	0	1	1	2									
Reggie Williams, R OBP: 0.298, SLG: 0.321			0-3 K		0-3 K				0-0 F8	3	0	0	0	0	2	1									
Fernando Valenzuela, L OBP: 0.194, SLG: 0.194			0-0 F6						0-3 K	2	0	0	0	0	0	0									
Alex Trevino, R OBP: 0.255, SLG: 0.250										1	0	0	0	0	1	1									
Tom Niedenfuer, R OBP: 0.500, SLG: 0.500										0	0	0	0	0	0	0									
Inning Stats	R: 0 E: 0 K: 0 S: 3	H: 0 LOB: 0 BB: 0 P: 3	R: 0 E: 0 K: 1 S: 5	H: 1 LOB: 1 BB: 0 P: 5	R: 0 E: 0 K: 2 S: 7	H: 0 LOB: 0 BB: 0 P: 7	R: 1 E: 0 K: 0 S: 3	H: 0 LOB: 0 BB: 1 P: 7	R: 1 E: 0 K: 1 S: 6	H: 1 LOB: 0 BB: 0 P: 6	R: 0 E: 0 K: 0 S: 3	H: 0 LOB: 0 BB: 0 P: 3	R: 0 E: 0 K: 0 S: 4	H: 1 LOB: 1 BB: 0 P: 4	R: 0 E: 0 K: 1 S: 6	H: 1 LOB: 2 BB: 1 P: 10	R: 0 E: 1 K: 2 S: 9	H: 1 LOB: 2 BB: 0 P: 9	1B: 2 2B: 2 3B: 0 HR: 1	SF: 0 SAC: 0 DP: 0 HBP: 0	WP: 0 PB: 0 SB: 1 CS: 0	PA: 34			
PITCHER	IP	WLS	BF	H	R	ER	SO	BB	IBB	HBP	BLK	WP	HR	S	P	ERA	WHIP								
Sid Fernandez, L ERA: 2.95	8.0	W	29	4	2	2	5	2	0	0	0	0	1	37	45	2.25	0.750								
Roger McDowell, R ERA: 3.0	0.2		4	1	0	0	2	0	0	0	0	0	0	8	8	0.00	1.500								
Jesse Orosco, L ERA: 1.59	0.1	S	1	0	0	0	0	0	0	0	0	0	0	1	1	0.00	0.000								

Batter	1	2	3	4	5	6	7	8	9	AB	R	H	RBI	BB	SO	LOB	BOTTOM								
Mookie Wilson, S OBP: 0.333, SLG: 0.373	0-0 F7		0-0 F7		0-0 6-3		0-0 F6			4	0	0	0	0	0	1	Los Angeles Dodgers @ New York Mets Shea Stadium, Flushing, NY Thu May 29 1986, 7:05 PM EDT Att: 41,080 - Unknown livebaseballscorecards.com								
Kevin Mitchell, R OBP: 0.333, SLG: 0.476	4-0 CS BB		0-3 K		0-3 K		0-0 2B 1B			3	1	1	0	1	2	0									
Keith Hernandez, L OBP: 0.427, SLG: 0.475	4-0 1-2 BB			0-0 G3	0-0 F7		0-0 1B 2B			3	0	1	2	1	0	0									
Gary Carter, R OBP: 0.333, SLG: 0.451	0-0 F9			4-0 2B BB		0-0 4-3	0-0 1B			3	1	1	0	1	0	1									
George Foster, R OBP: 0.291, SLG: 0.430		0-0 HR		0-3 K		0-0 5-3		0-0 4-3		4	1	1	1	0	1	1									
Lenny Dykstra, L OBP: 0.351, SLG: 0.359										0	0	0	0	0	0	0									
Ray Knight, R OBP: 0.395, SLG: 0.565		0-0 4-3		0-0 1B 2B		4-0 FC6-4 BB		0-0 1B		3	1	2	1	1	0	0									
Tim Teufel, R OBP: 0.311, SLG: 0.304		0-3 K		0-0 2B		0-0 FC6-4		0-0 F7		4	0	1	1	0	1	2									
Roger McDowell, R OBP: 0.200, SLG: 0.200				2-0 1B		0-0 FC6-4		0-0 F7		0	0	0	0	0	0	0									
Jesse Orosco, R										0	0	0	0	0	0	0									
Rafael Santana, R OBP: 0.241, SLG: 0.218		0-0 F8		4-0 1B 2B				0-0 F9		2	1	0	0	2	0	1									
Sid Fernandez, L OBP: 0.217, SLG: 0.143			0-0 4-3		0-0 6-3		0-0 B1			3	0	0	0	0	0	3									
Wally Backman, S OBP: 0.395, SLG: 0.480										0	0	0	0	0	0	0									
Inning Stats	R: 0 E: 0 K: 0 S: 2	H: 0 LOB: 1 BB: 2 P: 10	R: 1 E: 0 K: 1 S: 6	H: 1 LOB: 0 BB: 0 P: 6	R: 0 E: 0 K: 1 S: 5	H: 0 LOB: 0 BB: 0 P: 5	R: 2 E: 0 K: 1 S: 7	H: 2 LOB: 2 BB: 2 P: 15	R: 0 E: 0 K: 1 S: 5	H: 0 LOB: 0 BB: 0 P: 5	R: 0 E: 0 K: 0 S: 3	H: 0 LOB: 1 BB: 1 P: 7	R: 2 E: 0 K: 0 S: 5	H: 3 LOB: 2 BB: 1 P: 9	R: 0 E: 0 K: 0 S: 4	H: 1 LOB: 1 BB: 0 P: 4	R: 0 E: 0 K: 0 S: 9	H: 1 LOB: 1 BB: 0 P: 4	1B: 4 2B: 2 3B: 0 HR: 1	SF: 0 SAC: 0 DP: 0 HBP: 0	WP: 0 PB: 0 SB: 0 CS: 1	PA: 35			
PITCHER	IP	WLS	BF	H	R	ER	SO	BB	IBB	HBP	BLK	WP	HR	S	P	ERA	WHIP								
Fernando Valenzuela, L ERA: 2.87	7.0	L	31	6	5	5	4	5	1	0	0	0	0	33	57	6.43	1.571								
Tom Niedenfuer, R ERA: 3.34	1.0		4	1	0	0	0	0	0	0	0	0	0	4	4	0.00	1.000								



Batter	1	2	3	4	5	6	7	8	9	10	AB	R	H	RBI	BB	SO	LOB	TOP	
Mike Aldrete, L OBP: 0.250, SLG: 0.100 Greg Minton, S (8, 1) Mark Davis, L (10, 1) Juan Berenguer, R (10, 1)	4-0 BB		0-0 1B	0-0 F7		1-0 HBP		4-3		0-3 K	3	1	1	0	1	0	1	San Francisco Giants @ New York Mets Shea Stadium, Flushing, NY Fri May 30 1986, 7:05 PM EDT Att: 38,243 - Unknown AB 41 R 7 H 13 RBI 7 BB 6 SO 9 LOB 24 	
Will Clark, L OBP: 0.322, SLG: 0.442 (1, 3)	0-0 F7		0-3 K		4-0 CS BB	0-0 F7		2+H 2B		4-0 BB	4	0	1	1	2	1	5		
Bob Brenly, R OBP: 0.393, SLG: 0.354 (1, 2)	0-3 K		0-0 1B		0-0 F8		4-0 4-3 1B BB	0-0 1-3		0-0 1-3	5	1	1	0	1	1	5		
Jeffrey Leonard, R OBP: 0.358, SLG: 0.471 (1, 7)	0-3 K		0-0 1B		0-3 K		0-0 F9		0-3 K		5	1	1	1	0	3	3		
Chili Davis, S OBP: 0.347, SLG: 0.446 (8, 9)		4-0 1B BB	0-0 1B		1-H 3-H 1B		0-0 HR		0-0 F8		4	1	3	3	1	0	0		
Luis Quiñones, S OBP: 0.313, SLG: 0.375 (1, 5)		0-0 6-3 1B	0-0 F8		1-2 F8		0-0 F8		0-3 K		5	1	1	0	0	1	3		
Robby Thompson, R OBP: 0.337, SLG: 0.368 (1, 4)		0-0 6-3	0-0 F8		2-3 F8		4-0 HBP 1B BB		0-0 6-3		4	1	1	1	1	0	4		
Jose Uribe, S OBP: 0.331, SLG: 0.298 (1, 6)		0-0 1B		0-0 F9		0-0 F9		0-0 3-1		0-0 4-3	5	0	1	1	0	0	1		
Michael LaCoss, R OBP: 0.333, SLG: 0.350 Bill Lasker, R (5, 1) Candy Maldonado, R OBP: 0.340, SLG: 0.365 Jeff Robinson, R OBP: 0.320, SLG: 0.333 Dan Gladden, R OBP: 0.307, SLG: 0.353 (8, 8)		3-H 1B		0-3 K		0-0 HBP 1B		0-0 4-3 2B 1B		0-0 2B	2	0	0	0	0	2	1		
Inning Stats	R: 0 E: 0 K: 2 S: 7	H: 0 LOB: 1 BB: 1 P: 11	R: 1 E: 0 K: 1 S: 6	H: 2 LOB: 1 BB: 1 P: 10	R: 3 E: 0 K: 1 S: 9	H: 4 LOB: 1 BB: 0 P: 9	R: 0 E: 0 K: 1 S: 5	H: 0 LOB: 0 BB: 0 P: 5	R: 0 E: 0 K: 1 S: 4	H: 1 LOB: 2 BB: 1 P: 8	R: 1 E: 0 K: 0 S: 5	H: 2 LOB: 3 BB: 1 P: 10	R: 0 E: 0 K: 0 S: 4	H: 0 LOB: 0 BB: 0 P: 7	R: 1 E: 0 K: 1 S: 7	H: 2 LOB: 1 BB: 1 P: 11	1B: 9 2B: 2 3B: 0 HR: 2		SF: 0 SAC: 0 DP: 0 HBP: 1
PITCHER	IP 2.1	WLS 14	BF 6	H 4	R 4	ER 4	SO 4	BB 2	IBB 0	HBP 0	BLK 0	WP 0	HR 0	S 20	P 28	ERA 15.43	WHIP 3.429		
Bruce Berenyi, R ERA: 6.53 Rick Aguilera, R ERA: 6.66 Roger McDowell, R ERA: 3.05 Jesse Orosco, L ERA: 1.82	(1, 1) (3, 1) (6, 1) (9, 1)	2.1 3.1 2.1 2.0	WLS 14 13 12 9	BF 6 2 3 2	H 4 1 2	R 4 1 1	ER 4 2 1 1	SO 4 2 0 3	BB 2 0 1 0	IBB 0 0 1 0	HBP 0 0 0 0	BLK 0 0 0 0	WP 0 1 0 0	HR 0 1 0 1	S 20 15 10 14	P 28 23 15 18	ERA 15.43 2.70 3.86 4.50	WHIP 3.429 1.200 1.714 1.500	

Batter	1	2	3	4	5	6	7	8	9	10	AB	R	H	RBI	BB	SO	LOB	BOTTOM			
Lenny Dykstra, L OBP: 0.353, SLG: 0.355 (1, 8)	0-0 BB 1B		0-0 S		0-0 4-1		0-0 4-3		0-0 4-3		4	1	1	0	1	0	0	San Francisco Giants @ New York Mets Shea Stadium, Flushing, NY Fri May 30 1986, 7:05 PM EDT Att: 38,243 - Unknown AB 35 R 8 H 7 RBI 7 BB 7 SO 5 LOB 12 			
Wally Backman, S OBP: 0.384, SLG: 0.456 (1, 4)	4-0 S FC5-6 BB		0-0 G3		0-3 K		0-0 3-1		0-0 6-3		4	1	0	0	1	1	1				
Keith Hernandez, L OBP: 0.426, SLG: 0.473 (1, 3)	0-0 FC5-6 1-2 2-H BB 1B		0-0 4-3		0-0 F8		0-0 F7		0-0 WP 1B SF7 1B		5	1	2	1	0	0	1				
Gary Carter, R OBP: 0.329, SLG: 0.438 (1, 2)	0-3 K		0-0 5-3		4-0 BB SF8 BB		0-0 F8		0-0 F9		4	1	0	0	1	1	3				
Darryl Strawberry, L OBP: 0.395, SLG: 0.468 Kevin Mitchell, R OBP: 0.343, SLG: 0.484 (10, PH)	4-0 FC5-6 1-2 1B BB		0-0 HR 1B		4-0 BB BB		0-0 4-3		0-0 WP E 1B		2	2	1	0	2	0	0				
George Foster, R OBP: 0.300, SLG: 0.459 Roger McDowell, R OBP: 0.295, SLG: 0.300 Dan Gladden, R OBP: 0.302, SLG: 0.330 Jesse Orosco, R (9, 1) Tim Lincecum, R OBP: 0.311, SLG: 0.324 Howard Johnson, S OBP: 0.301, SLG: 0.381 (10, PH)	0-0 FC5-6 1-2 2-3H 3-H 1B		0-0 HR		4-0 1-2 2-3 BB		0-0 F9		4-0 E BB		2	1	1	3	1	0	2				
Ray Knight, R OBP: 0.388, SLG: 0.560 (1, 5)	0-0 1-3 2-H 1B		0-0 F9		0-0 SF8		0-0 K		0-0 SF7		3	0	1	3	0	1	0				
Rafael Santana, R OBP: 0.228, SLG: 0.205 (1, 6)	0-0 4-3		0-0 5-3		0-0 4-3		0-3 K		0-0 E6		5	0	0	0	0	1	5				
Bruce Berenyi, R Rick Aguilera, R Mookie Wilson, S OBP: 0.322, SLG: 0.358 (6, 7)		0-0 6-3		0-0 6-3		0-0 4-3		0-3 K			1	0	0	0	0	0	0				
Inning Stats	R: 3 E: 0 K: 1 S: 8	H: 3 LOB: 2 BB: 2 P: 16	R: 0 E: 0 K: 0 S: 3	H: 0 LOB: 1 BB: 1 P: 7	R: 2 E: 0 K: 0 S: 5	H: 2 LOB: 0 BB: 0 P: 5	R: 0 E: 0 K: 1 S: 5	H: 0 LOB: 0 BB: 0 P: 5	R: 1 E: 0 K: 0 S: 3	H: 0 LOB: 2 BB: 3 P: 15	R: 0 E: 0 K: 0 S: 3	H: 0 LOB: 0 BB: 0 P: 3	R: 0 E: 0 K: 2 S: 7	H: 0 LOB: 0 BB: 0 P: 7	R: 0 E: 0 K: 1 S: 5	H: 0 LOB: 0 BB: 0 P: 5	R: 2 E: 1 K: 0 S: 5		H: 2 LOB: 2 BB: 1 P: 9	1B: 6 2B: 0 3B: 0 HR: 1	SF: 2 SAC: 0 DP: 0 HBP: 0
PITCHER	IP 4.1	WLS 24	BF 5	H 6	R 6	ER 6	SO 2	BB 6	IBB 0	HBP 0	BLK 0	WP 0	HR 1	S 22	P 46	ERA 12.46	WHIP 2.538				
Michael LaCoss, R ERA: 2.66 Bill Lasker, R ERA: 2.51 Jeff Robinson, R ERA: 3.9 Greg Minton, R ERA: 3.98 Mark Davis, L ERA: 2.29	(1, 1) (5, 1) (6, 1) (8, 1) (10, 1)	4.1 0.2 2.0 2.1 0.0	WLS 24 2 8 1	BF 5 0 1 1	H 6 0 1 1	R 6 0 1 1	ER 6 0 1 0	SO 2 0 3 0	BB 6 0 0 0	IBB 0 0 0 0	HBP 0 0 0 0	BLK 0 0 0 0	WP 0 0 0 0	HR 1 0 0 0	S 22 2 6 14 1	P 46 2 6 14 1	ERA 12.46 0.00 0.00 3.86 ∞	WHIP 2.538 0.000 0.000 0.429 ∞			
PITCHER	IP 10.1	WLS 3	BF 0	H 1	R 0	ER 0	SO 0	BB 1	IBB 0	HBP 0	BLK 0	WP 1	HR 0	S 2	P 6	ERA 0.00	WHIP 3.000				
Juan Berenguer, R ERA: 3.18	(10, 1)	0.1	3	0	0	0	0	1	0	0	0	1	0	2	6	0.00	3.000				

Batter	1	2	3	4	5	6	7	8	9	AB	R	H	RBI	BB	SO	LOB	TOP										
Dan Gladden, R OBP: 0.347, SLG: 0.361 (1, 8)										4	1	3	2	0	0	0											
Will Clark, L OBP: 0.325, SLG: 0.437 (1, 3)										4	0	1	0	1	0	4											
Bob Brenly, R OBP: 0.376, SLG: 0.336 (1, 2)										5	1	0	0	0	0	9											
Jeffrey Leonard, R OBP: 0.360, SLG: 0.473 (1, 7)										5	1	1	1	0	1	4											
Chili Davis, S OBP: 0.350, SLG: 0.439 (1, 9)										2	0	0	1	2	1	0											
Luis Quiñones, S OBP: 0.286, SLG: 0.333 (1, 5)										5	0	1	0	0	0	5											
Robby Thompson, R OBP: 0.341, SLG: 0.366 (1, 4)										4	1	0	0	1	0	1											
Jose Uribe, S OBP: 0.335, SLG: 0.311 (1, 6)										5	2	2	0	0	0	0											
Mike Krukow, R OBP: 0.241, SLG: 0.214 Jeff Robinson, R OBP: 0.200, SLG: 0.250 (8, 1)										3	1	2	0	0	0	0											
Inning Stats	R: 1 E: 1 K: 0 S: 5	H: 1 LOB: 2 BB: 1 P: 9	R: 2 E: 1 K: 0 S: 6	H: 2 LOB: 2 BB: 1 P: 10	R: 0 E: 0 K: 1 S: 5	H: 0 LOB: 0 BB: 0 P: 5	R: 0 E: 0 K: 0 S: 3	H: 0 LOB: 0 BB: 0 P: 3	R: 2 E: 0 K: 1 S: 9	H: 3 LOB: 1 BB: 0 P: 6	R: 2 E: 2 K: 1 S: 9	H: 2 LOB: 3 BB: 1 P: 13	R: 0 E: 0 K: 0 S: 5	H: 2 LOB: 3 BB: 1 P: 9	R: 0 E: 0 K: 0 S: 3	H: 0 LOB: 0 BB: 0 P: 3	R: 0 E: 0 K: 0 S: 3	H: 0 LOB: 0 BB: 0 P: 3	1B: 9 2B: 1 3B: 0 HR: 0	SF: 1 SAC: 2 DP: 0 HBP: 0	WP: 1 PB: 0 SB: 4 CS: 0	PA: 45					
PITCHER	IP	WLS	BF	H	R	ER	SO	BB	IBB	HBP	BLK	WP	HR	S	P	ERA	WHIP										
Ron Darling, R ERA: 3.68 (1, 1)	5.0	L	25	6	5	4	1	1	1	0	0	1	0	25	33	7.20	1.400										
Rick Aguilera, R ERA: 6.18 (6, 1)	2.0		14	4	2	0	1	1	1	0	0	0	0	14	22	0.00	2.500										
Randy Niemann, L ERA: 2.35 (8, 1)	2.0		6	0	0	0	0	0	0	0	0	0	0	6	6	0.00	0.000										

San Francisco Giants @ New York Mets
Shea Stadium, Flushing, NY
Sun Jun 01 1986, 3:33 AM EDT
Att: 49,041 - Unknown

AB	38
R	7
H	10
RBI	4
BB	4
SO	2
LOB	23



Batter	1	2	3	4	5	6	7	8	9	AB	R	H	RBI	BB	SO	LOB	BOTTOM										
Lenny Dykstra, L OBP: 0.345, SLG: 0.341 (1, 8)										3	0	0	0	1	0	0											
Wally Backman, S OBP: 0.383, SLG: 0.448 (1, 4)										4	1	1	0	0	0	1											
Keith Hernandez, L OBP: 0.426, SLG: 0.474 Tim Teufel, R OBP: 0.318, SLG: 0.323 (6, PR) (7, 3)										3	0	2	0	0	1	0											
Ray Knight, R OBP: 0.381, SLG: 0.563 (1, 5)										4	1	1	2	0	1	3											
Mookie Wilson, S OBP: 0.358, SLG: 0.424 (1, 7)										4	0	1	0	0	0	3											
Danny Heep, L OBP: 0.333, SLG: 0.448 (1, 9)										4	0	0	0	0	0	1											
Howard Johnson, S OBP: 0.357, SLG: 0.376 Rafael Santana, R OBP: 0.224, SLG: 0.202 (2, 6)										0	0	0	0	0	0	0											
Ed Hearn, R OBP: 0.385, SLG: 0.364 (1, 2)										4	0	0	0	0	0	1											
Ron Darling, R OBP: 0.143, SLG: 0.077 George Foster, R OBP: 0.304, SLG: 0.451 Rick Aguilera, R OBP: 0.338, SLG: 0.477 Randy Niemann, L ERA: 3.71 (8, 1)										1	0	0	0	0	0	0											
Inning Stats	R: 0 E: 0 K: 1 S: 5	H: 0 LOB: 0 BB: 0 P: 5	R: 0 E: 0 K: 0 S: 3	H: 0 LOB: 0 BB: 0 P: 3	R: 0 E: 0 K: 0 S: 3	H: 1 LOB: 2 BB: 1 P: 8	R: 0 E: 0 K: 0 S: 6	H: 1 LOB: 1 BB: 0 P: 6	R: 2 E: 0 K: 0 S: 6	H: 3 LOB: 1 BB: 0 P: 6	R: 0 E: 0 K: 0 S: 3	H: 0 LOB: 0 BB: 0 P: 3	R: 1 E: 0 K: 1 S: 7	H: 2 LOB: 1 BB: 0 P: 7	R: 0 E: 0 K: 0 S: 3	H: 0 LOB: 0 BB: 0 P: 3	1B: 5 2B: 1 3B: 0 HR: 1	SF: 0 SAC: 0 DP: 0 HBP: 0	WP: 1 PB: 0 SB: 0 CS: 0	PA: 35							
PITCHER	IP	WLS	BF	H	R	ER	SO	BB	IBB	HBP	BLK	WP	HR	S	P	ERA	WHIP										
Mike Krukow, R ERA: 3.62 (1, 1)	7.1	W	30	7	3	3	2	1	0	0	0	1	0	33	37	3.68	1.091										
Jeff Robinson, R ERA: 3.71 (8, 1)	1.2		5	0	0	0	1	0	0	0	0	1	0	7	7	0.00	0.000										

San Francisco Giants @ New York Mets
Shea Stadium, Flushing, NY
Sun Jun 01 1986, 3:33 AM EDT
Att: 49,041 - Unknown

AB	34
R	3
H	7
RBI	2
BB	1
SO	3
LOB	10



Batter	1	2	3	4	5	6	7	8	9	AB	R	H	RBI	BB	SO	LOB	TOP						
Tim Flannery, L OBP: 0.367, SLG: 0.408 (1, 4)	0-0 1-3		0-3 K			0-0 4-3		4-0 BB		3	0	0	0	1	1	0							
Tony Gwynn, L OBP: 0.411, SLG: 0.482 (1, 9)	4-0 G6-4-3 BB			0-0 FC6-4 1B		0-3 K		0-0 4-3		3	0	1	0	1	1	2							
Kevin McReynolds, R OBP: 0.389, SLG: 0.545 (1, 8)	0-0 G6-4-3 1-2			0-0 FC6-4 G1-6-3 1-2				0-0 HR		4	1	1	1	0	0	2							
Steve Garvey, R OBP: 0.291, SLG: 0.476 (1, 3)		0-0 1B		0-0 G1-6-3 1-2		0-0 5-3			0-0 F7	4	0	1	0	0	0	1							
Terry Kennedy, L OBP: 0.304, SLG: 0.364 (1, 2)		0-3 K			0-0 F7		0-0 G3		0-0 F9	4	0	0	0	0	1	1							
Carmelo Martinez, R OBP: 0.358, SLG: 0.400 (1, 7)		0-0 F3			0-0 3-1			0-0 6-3 SF7		3	1	1	0	0	0	1							
Dane Iorg, L OBP: 0.244, SLG: 0.350 (1, 5)		0-0 4-3			0-0 F6			0-0 6-3 2B		3	0	0	0	0	0	2							
Jerry Royster, R OBP: 0.301, SLG: 0.386 (1, 6)			0-3 K		0-0 6-3			4-0 SF7 BB		2	0	0	0	1	1	0							
LaMarr Hoyt, R OBP: 0.154, SLG: 0.154 (1, 1)			0-0 3-1		0-0 4-3			0-0 SF7		1	0	0	0	0	0	0							
John Kruk, L OBP: 0.351, SLG: 0.415 (6, PH)								1-2 3H		1	0	0	0	0	0	0							
Lance McCullers, S (6, 1)										0	0	0	0	0	0	0							
Marvell Wynne, L OBP: 0.310, SLG: 0.434 (8, PH)										0	0	0	1	0	0	0							
Rich Gossage, R (8, 1)										0	0	0	0	0	0	0							
Inning Stats	R: 0 E: 0 K: 0 S: 2	H: 0 LOB: 0 BB: 1 P: 6	R: 0 E: 0 K: 1 S: 6	H: 1 LOB: 1 BB: 0 P: 6	R: 0 E: 0 K: 2 S: 7	H: 0 LOB: 0 BB: 0 P: 7	R: 0 E: 0 K: 0 S: 3	H: 1 LOB: 0 BB: 0 P: 3	R: 0 E: 0 K: 0 S: 3	H: 0 LOB: 0 BB: 0 P: 3	R: 1 E: 0 K: 1 S: 6	H: 1 LOB: 0 BB: 0 P: 6	R: 0 E: 0 K: 0 S: 4	H: 1 LOB: 2 BB: 2 P: 12	R: 0 E: 0 K: 0 S: 3	H: 0 LOB: 0 BB: 0 P: 3	1B: 2 2B: 1 3B: 0 HR: 1	SF: 1 SAC: 0 DP: 2 HBP: 0	WP: 0 PB: 0 SB: 0 CS: 0	PA: 32			
PITCHER Dwight Gooden, R ERA: 1.97 (1, 1)	IP: 9.0 WLS: W BF: 32 H: 4 R: 2 ER: 2 SO: 4 BB: 3 IBB: 0 HBP: 0 BLK: 0 WP: 0 HR: 1 S: 37 P: 49 ERA: 2.00 WHIP: 0.778											PITCHER	IP: 9.0 WLS: W BF: 32 H: 4 R: 2 ER: 2 SO: 4 BB: 3 IBB: 0 HBP: 0 BLK: 0 WP: 0 HR: 1 S: 37 P: 49 ERA: 2.00 WHIP: 0.778										

San Diego Padres @ New York Mets
Shea Stadium, Flushing, NY
Mon Jun 02 1986, 7:05 PM EDT
Att: 28,426 - Unknown

AB	28
R	2
H	4
RBI	2
BB	3
SO	4
LOB	9

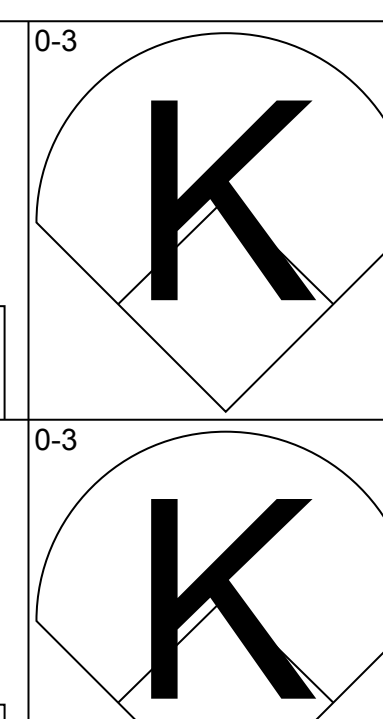
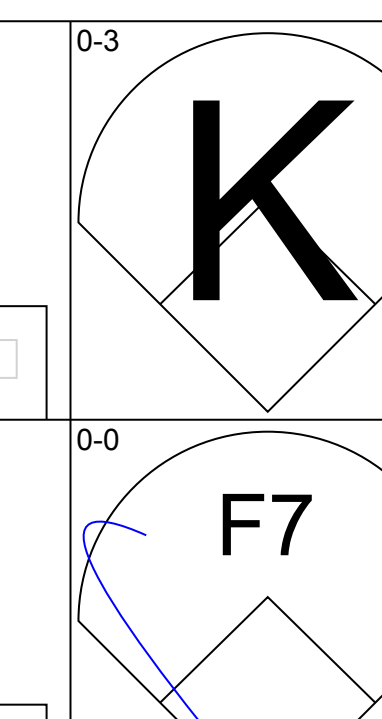
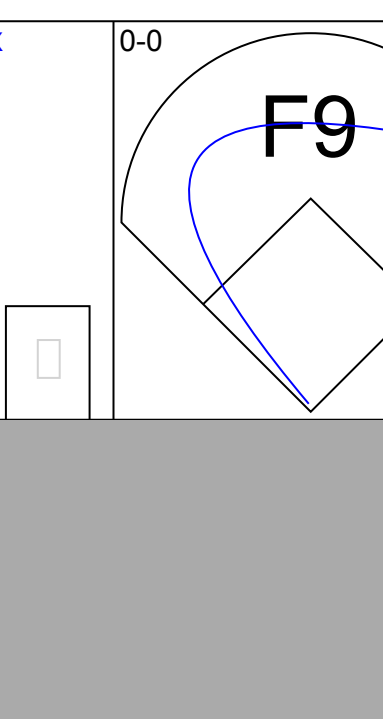
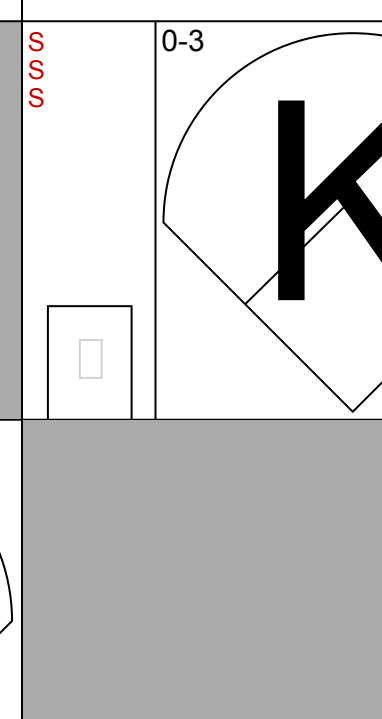
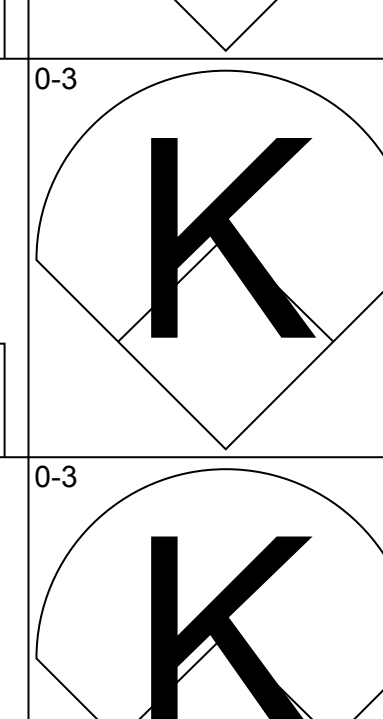
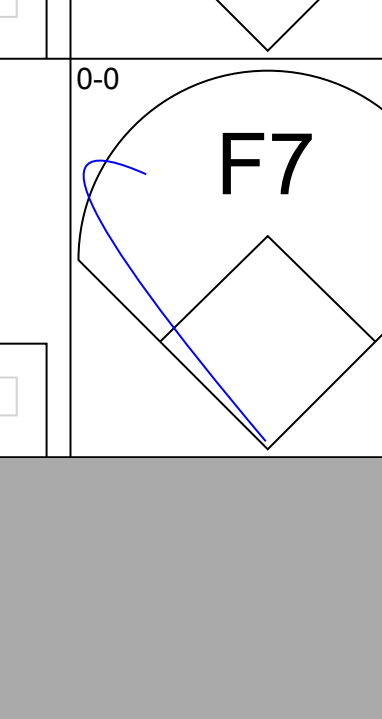
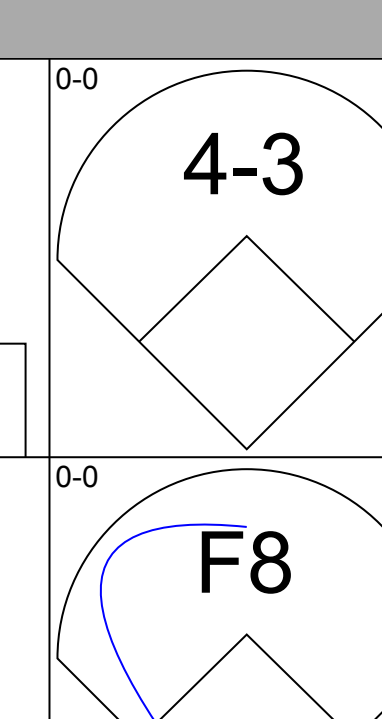


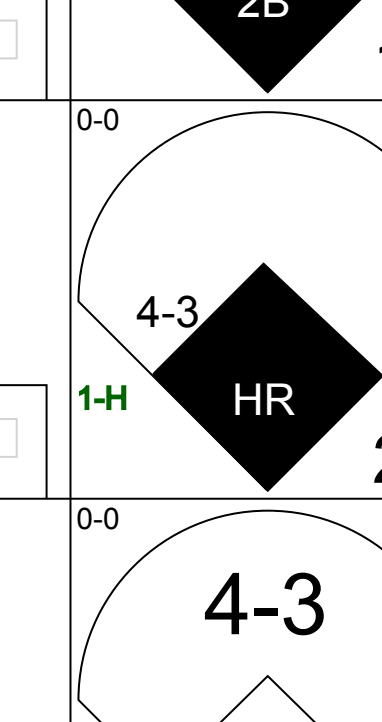
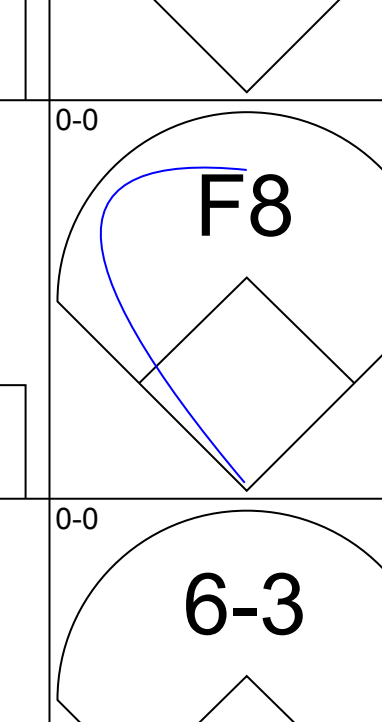

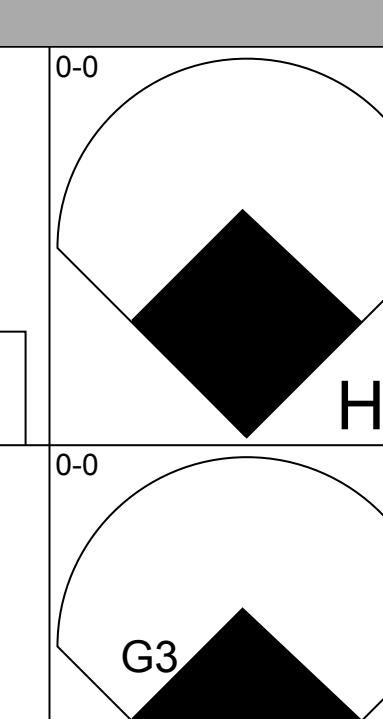
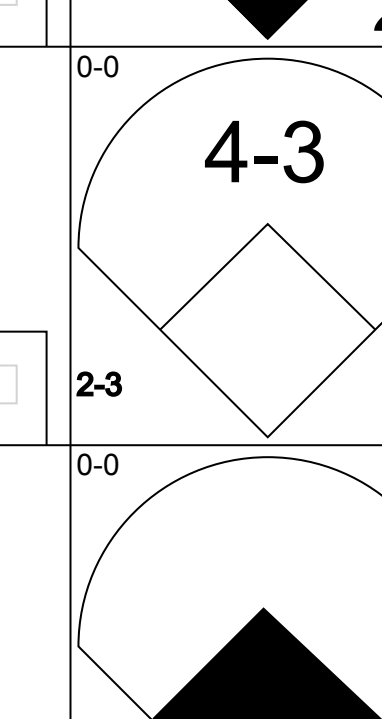
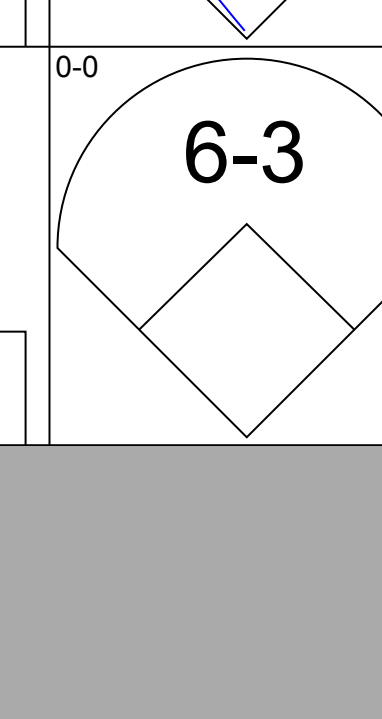

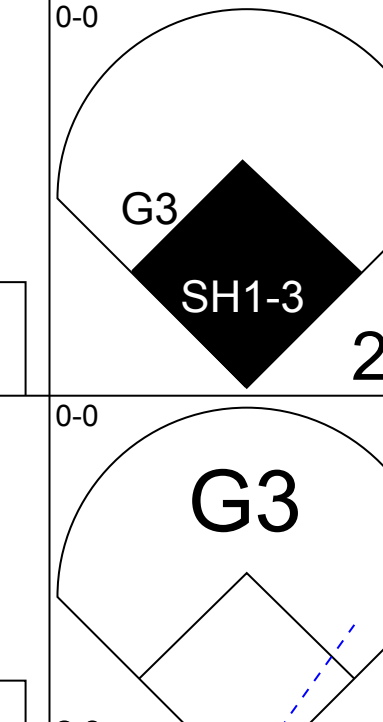
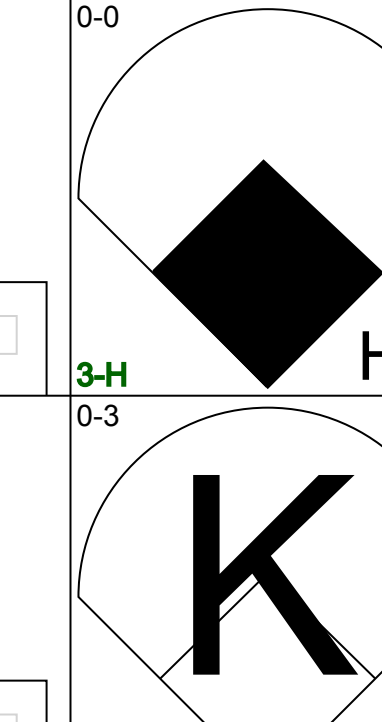
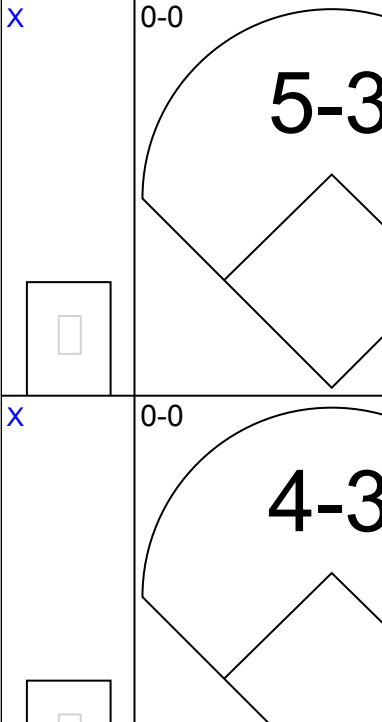

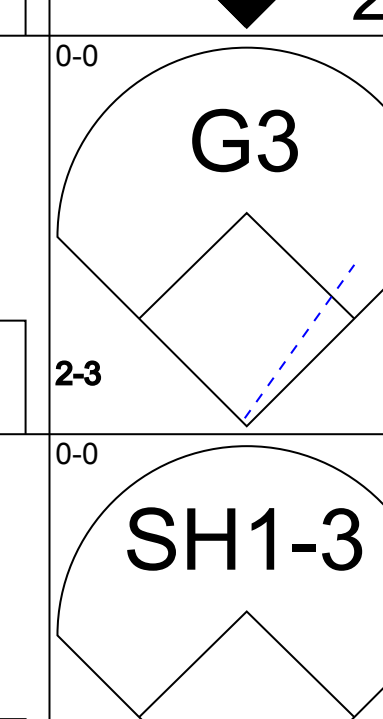
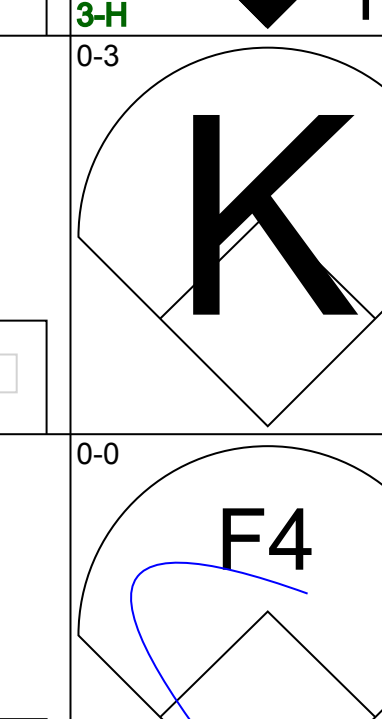
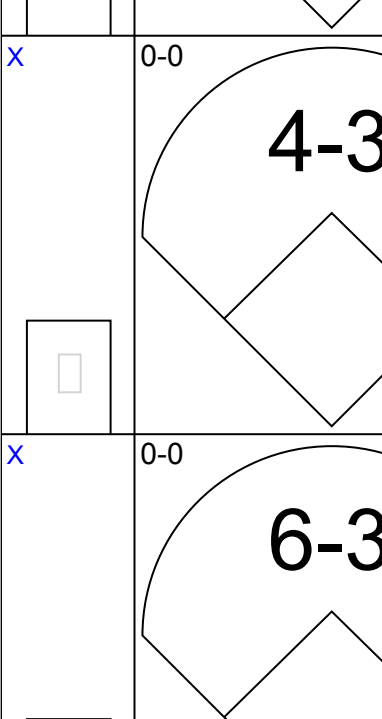
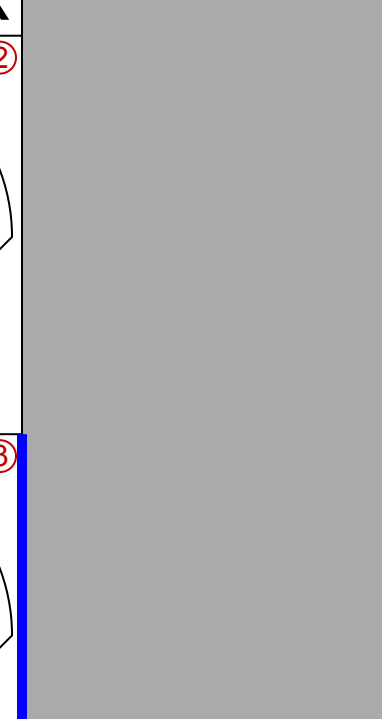
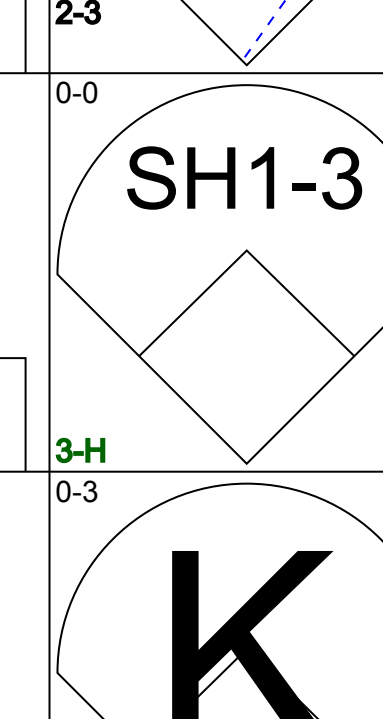
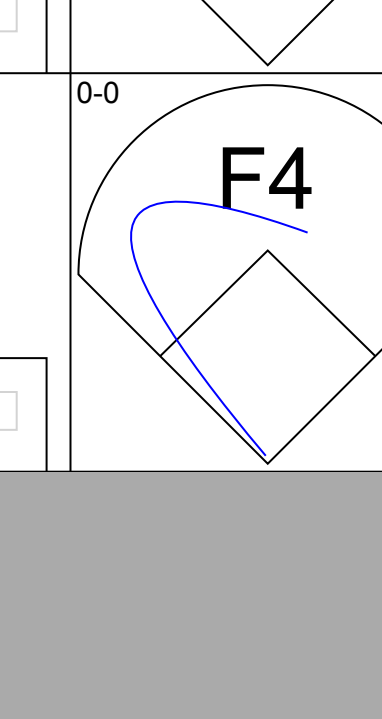
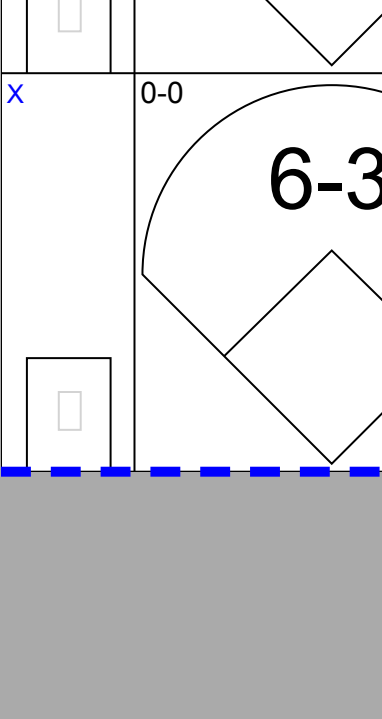
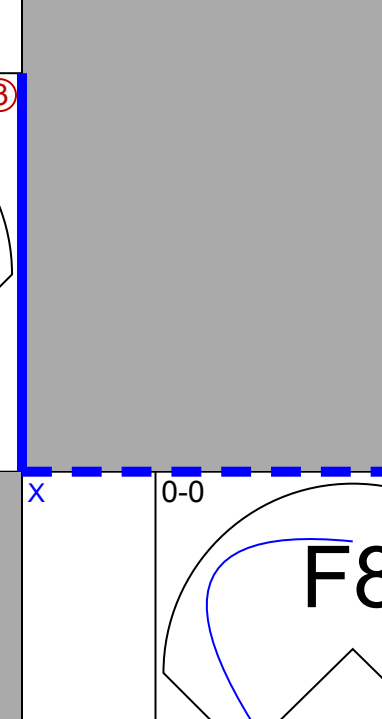
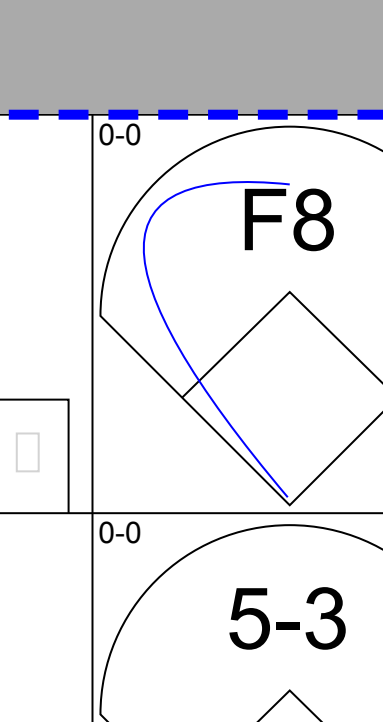
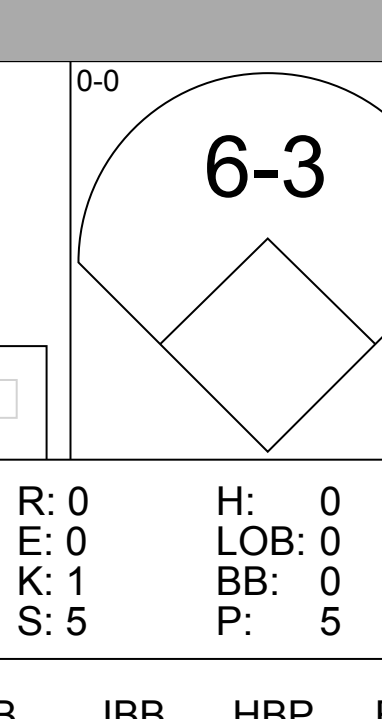
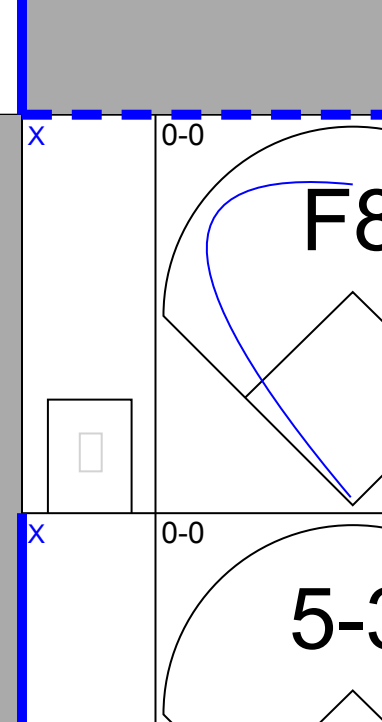
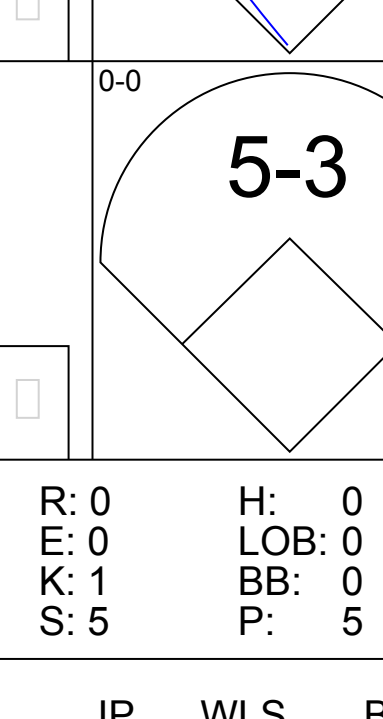


Batter	1	2	3	4	5	6	7	8	9	AB	R	H	RBI	BB	SO	LOB	BOTTOM						
Mookie Wilson, S OBP: 0.375, SLG: 0.429 (1, 8) (8, 7)	4-0 S BB		0-0 S 1B	0-0 4-3		0-0 1B		0-0 F4		4	1	2	0	1	0	1							
Wally Backman, S OBP: 0.394, SLG: 0.451 (1, 4)	0-0 F9		0-0 1B 1H		0-0 4-3	0-0 1B 1-3		4-0 1B BB		4	1	2	1	1	0	1							
Keith Hernandez, L OBP: 0.426, SLG: 0.472 (1, 3)	0-0 F9		0-0 F4		0-0 1B HR	0-0 F8		0-0 BB BB 1B		5	2	2	0	0	0	4							
Tim Teufel, R OBP: 0.318, SLG: 0.323 (9, 3)	1-2 F9				0-0 1B HR	0-0 F8		1-3 BB BB 3B 1B		0	0	0	0	0	0	0							
Gary Carter, R OBP: 0.335, SLG: 0.444 (1, 2)	0-0 F7			0-0 HR 2B	0-0 F7		0-0 FC4-6 1B	4-0 1-2 BB BB		4	2	2	0	1	0	2							
Danny Heep, L OBP: 0.353, SLG: 0.500 (1, 9)		0-0 3-1		0-0 HR 2H	0-0 HR 1B		0-0 FC4-6 6-3 PB 1-2	4-0 1-2 3B BB		4	3	2	3	1	0	1							
George Foster, R OBP: 0.310, SLG: 0.504 (1, 7)		0-0 F3		0-0 HR	0-0 HR 1B		0-0 6-3	0-0 1-2 2H 3H		4	2	2	4	0	0	1							
Lenny Dykstra, L OBP: 0.350, SLG: 0.362 (8, 8)		0-0 F3		0-0 HR	0-0 HR		0-0 6-3	0-0 1H 2H 3H		1	0	1	3	0	0	0							
Ray Knight, R OBP: 0.552 (1, 5)		0-0 F2		0-3 K	0-0 F3		4-0 BB	0-3 K		3	0	0	0	1	1	0							
Kevin Mitchell, R OBP: 0.333, SLG: 0.470 (9, 5)				0-0 K	0-0 F3		4-0 BB	0-3 K		1	0	0	0	0	1	1							
Rafael Santana, R OBP: 0.235, SLG: 0.207 (1, 6)			0-0 4-3	4-0 SH1-3 BB		0-0 G4-6-3 1B		0-0 F9		3	0	1	0	1	0	2							
Dwight Gooden, R OBP: 0.143, SLG: 0.214 (1, 1)			0-0 4-3	0-0 SH1-3 BB		0-0 G4-6-3 1B		0-0 6-3		3	0	0	0	0	0	1							
Inning Stats	R: 0 E: 0 K: 0 S: 3	H: 0 LOB: 1 BB: 1 P: 7	R: 0 E: 0 K: 0 S: 3	H: 0 LOB: 0 BB: 0 P: 3	R: 1 E: 0 K: 0 S: 5	H: 2 LOB: 1 BB: 0 P: 5	R: 3 E: 0 K: 1 S: 8	H: 3 LOB: 1 BB: 1 P: 12	R: 3 E: 0 K: 0 S: 6	H: 3 LOB: 0 BB: 0 P: 6	R: 0 E: 0 K: 0 S: 5	H: 3 LOB: 2 BB: 0 P: 5	R: 0 E: 0 K: 0 S: 4	H: 1 LOB: 2 BB: 1 P: 8	R: 4 E: 0 K: 1 S: 7	H: 2 LOB: 1 BB: 3 P: 19	1B: 9 2B: 1 3B: 1 HR: 3	SF: 0 SAC: 1 DP: 1 HBP: 0	WP: 0 PB: 1 SB: 2 CS: 0	PA: 43			
PITCHER LaMarr Hoyt, R ERA: 5.06 (6, 1)	IP: 5.0 WLS: L BF: 25 H: 8 R: 7 ER: 7 SO: 1 BB: 2 IBB: 0 HBP: 0 BLK: 0 WP: 0 HR: 3 S: 25 P: 33 ERA: 12.60 WHIP: 2.000											PITCHER	IP: 2.0 WLS: L BF: 10 H: 4 R: 0 ER: 0 SO: 0 BB: 1 IBB: 0 HBP: 0 BLK: 0 WP: 0 HR: 0 S: 9 P: 13 ERA: 0.00 WHIP: 2.500										
Lance McCullers, R ERA: 1.98 (8, 1)	IP: 2.0 WLS: L BF: 10 H: 4 R: 0 ER: 0 SO: 0 BB: 1 IBB: 0 HBP: 0 BLK: 0 WP: 0 HR: 0 S: 9 P: 13 ERA: 0.00 WHIP: 2.500											PITCHER	IP: 1.0 WLS: L BF: 8 H: 2 R: 4 ER: 4 SO: 1 BB: 0 IBB: 0 HBP: 0 BLK: 0 WP: 0 HR: 0 S: 7 P: 19 ERA: 36.00 WHIP: 5.000										

San Diego Padres @ New York Mets
Shea Stadium, Flushing, NY
Mon Jun 02 1986, 7:05 PM EDT
Att: 28,426 - Unknown

AB	36
R	11
H	14
RBI	11
BB	6
SO	2
LOB	14

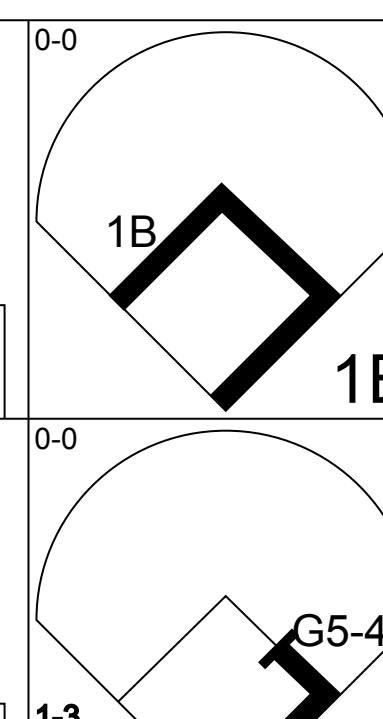
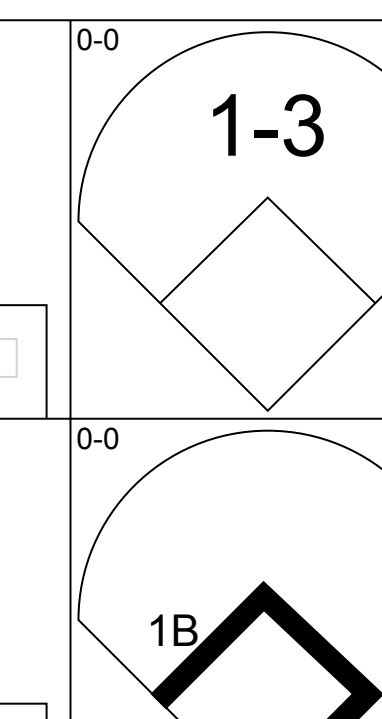
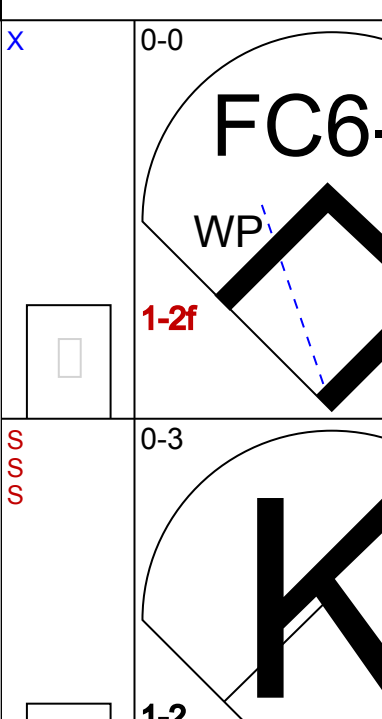
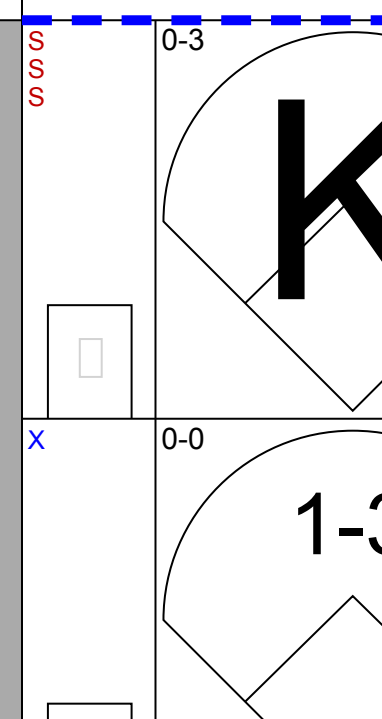
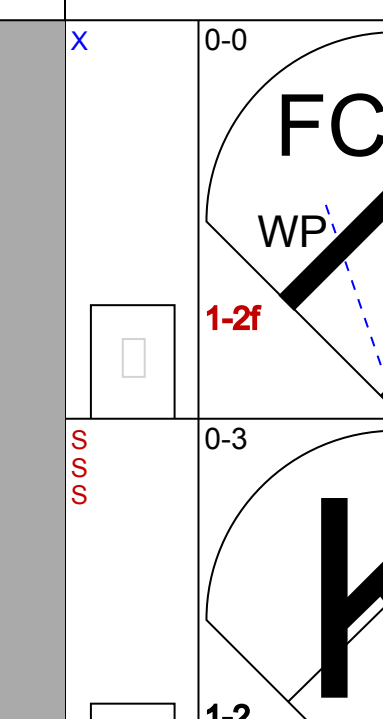
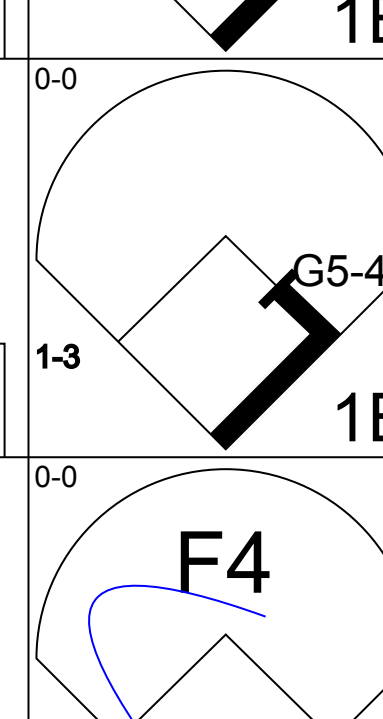
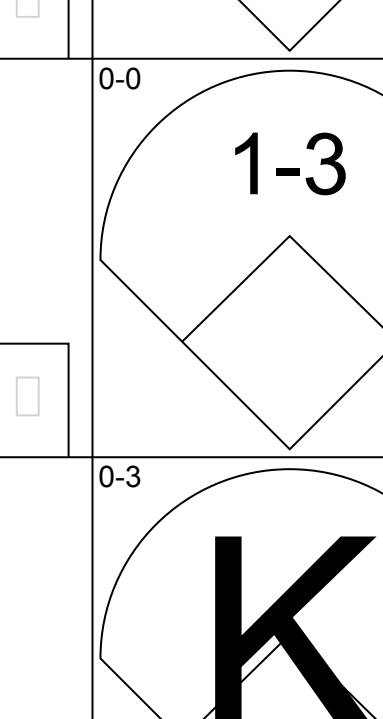
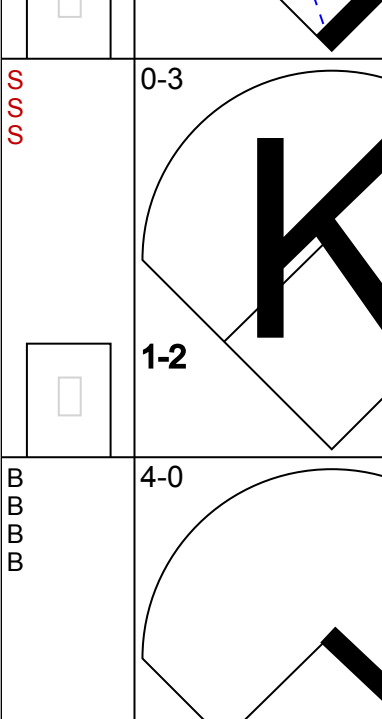
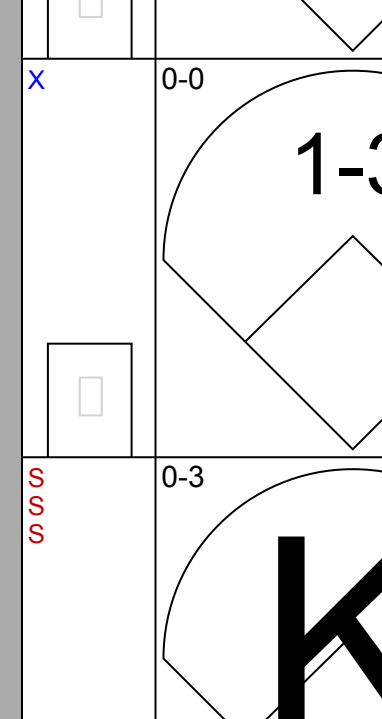
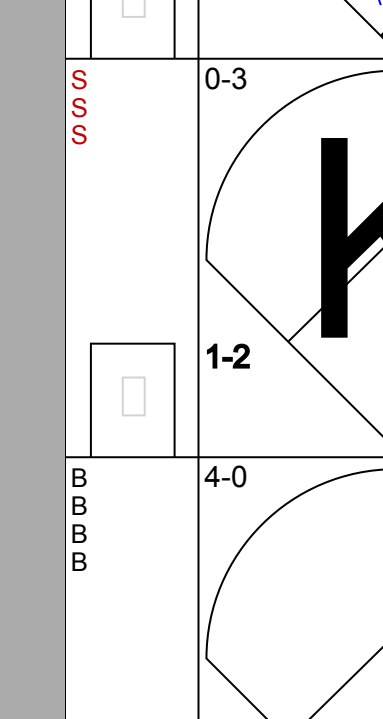
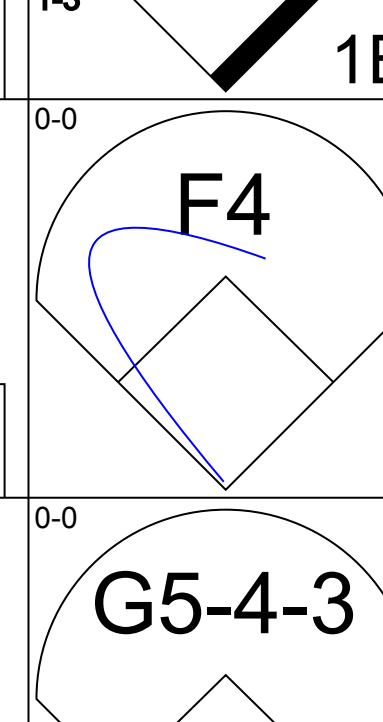
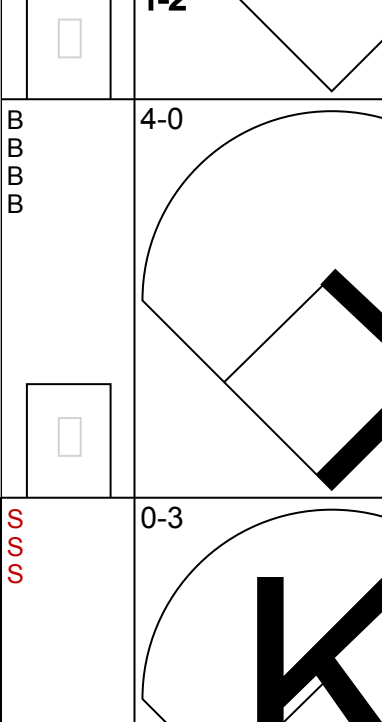
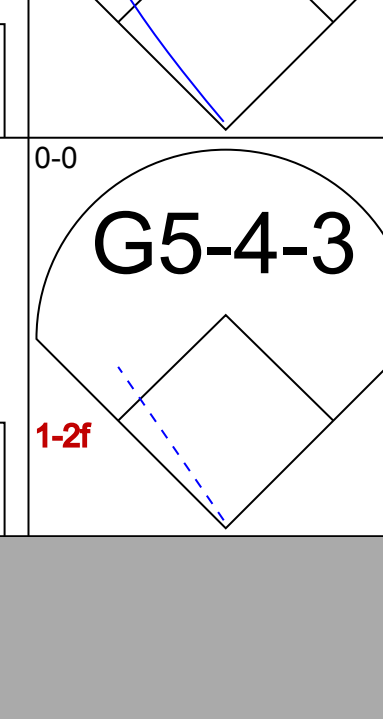
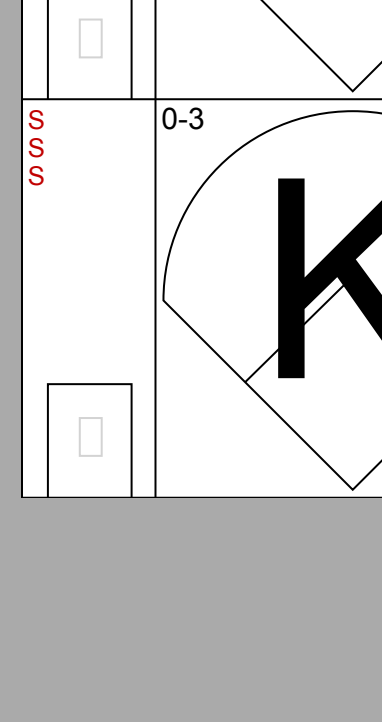
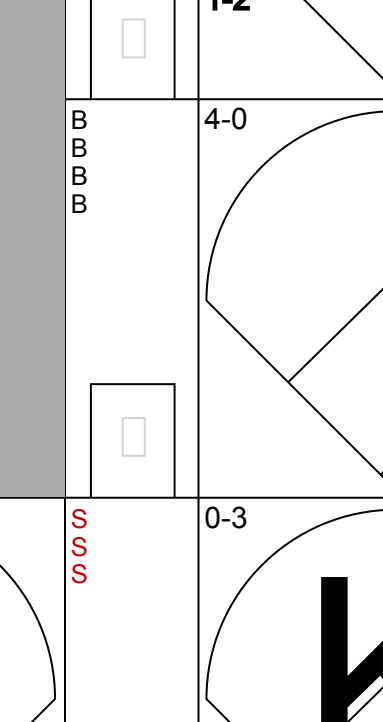
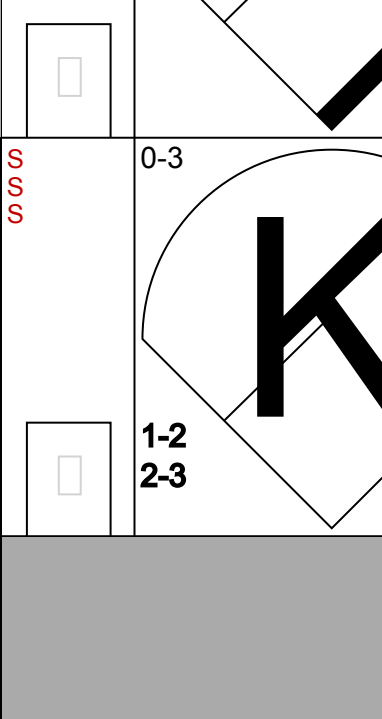
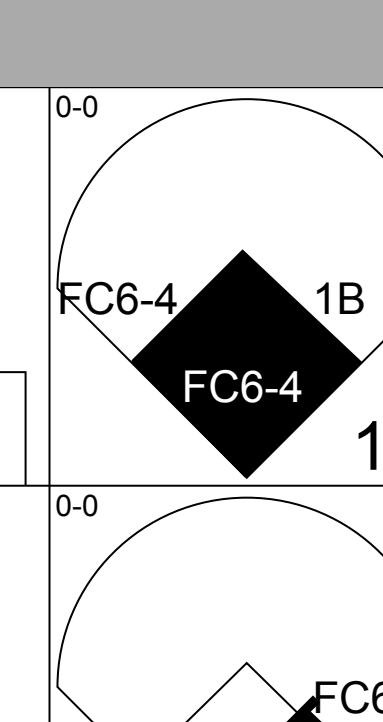
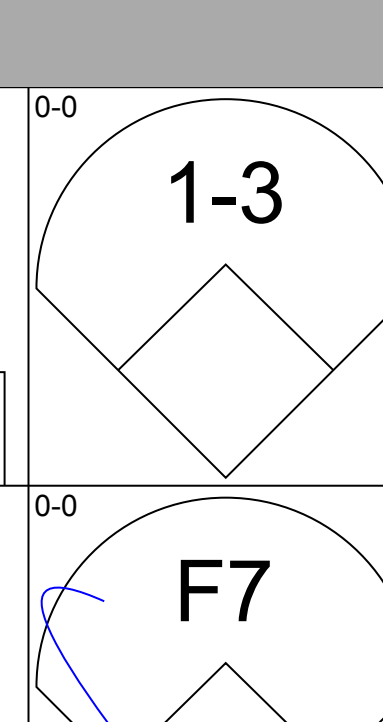

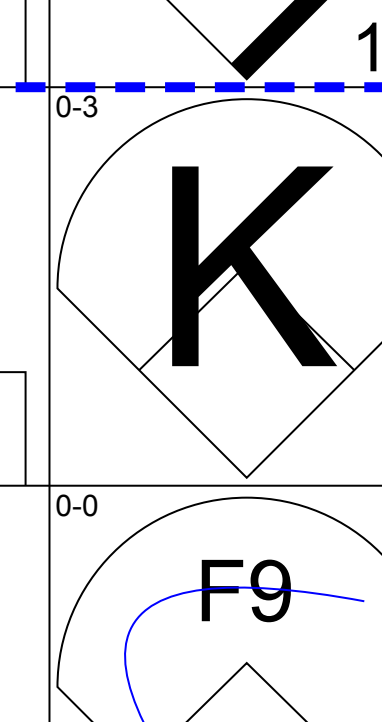
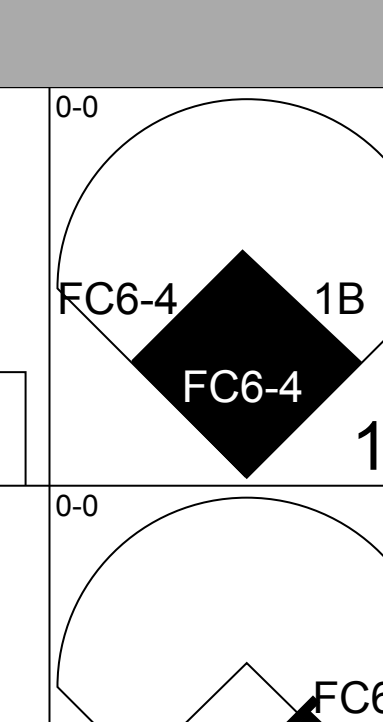
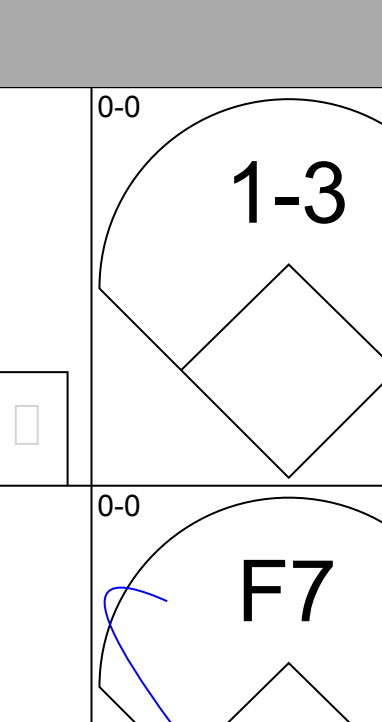


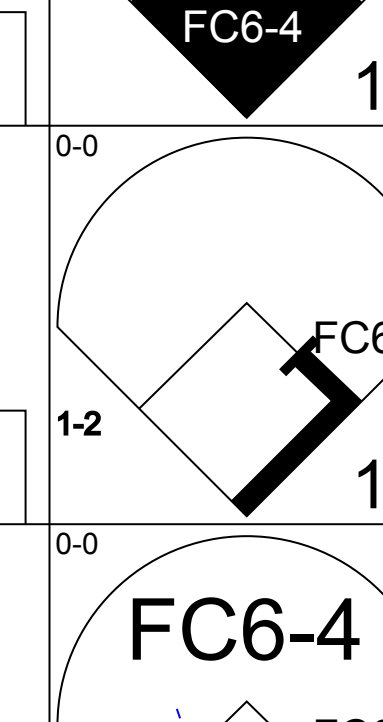
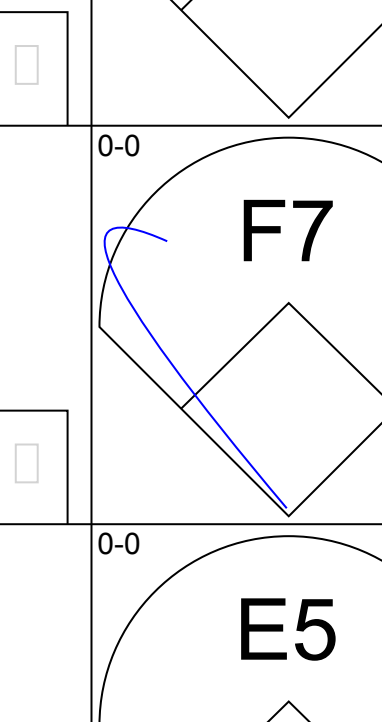
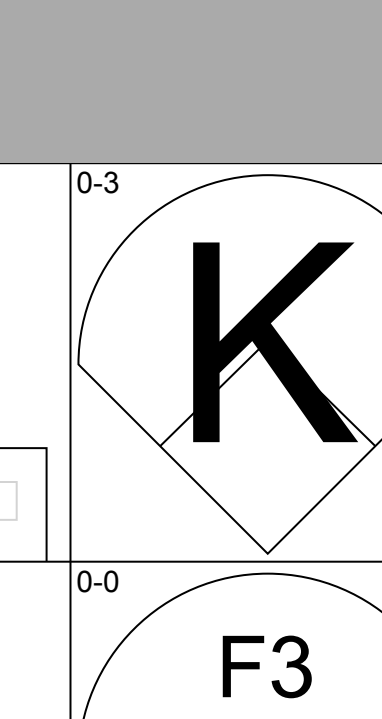

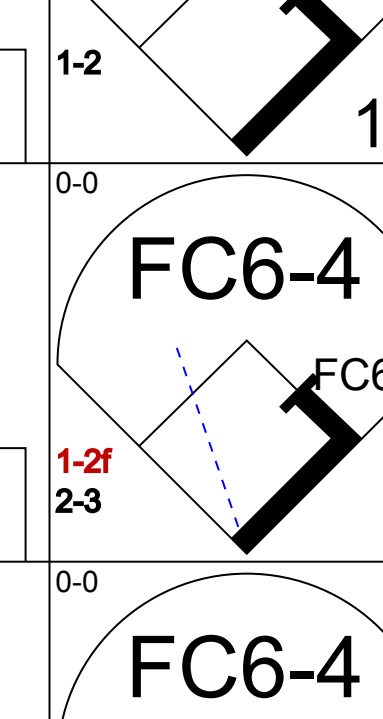
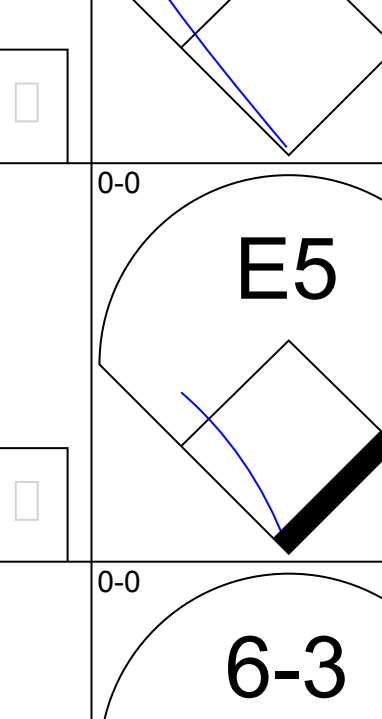
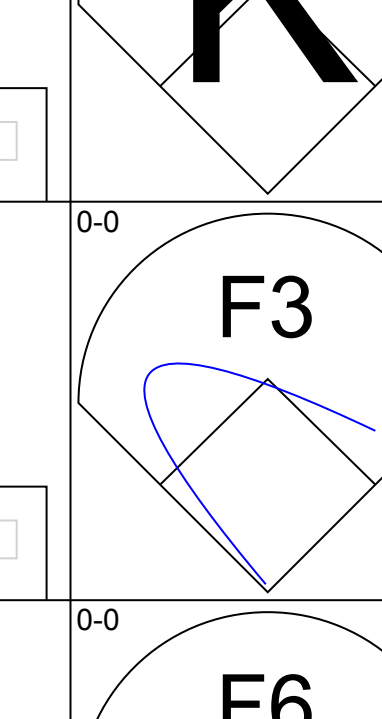

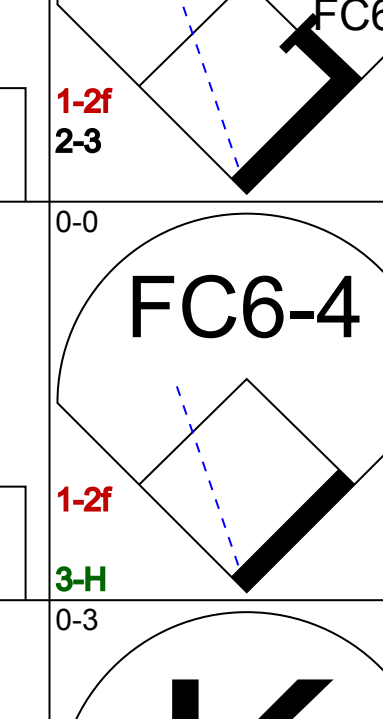
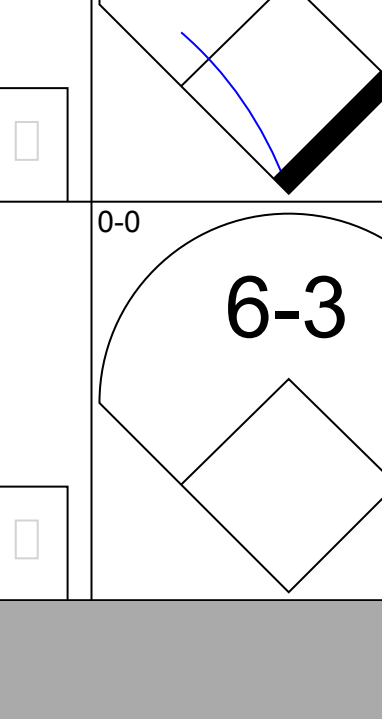
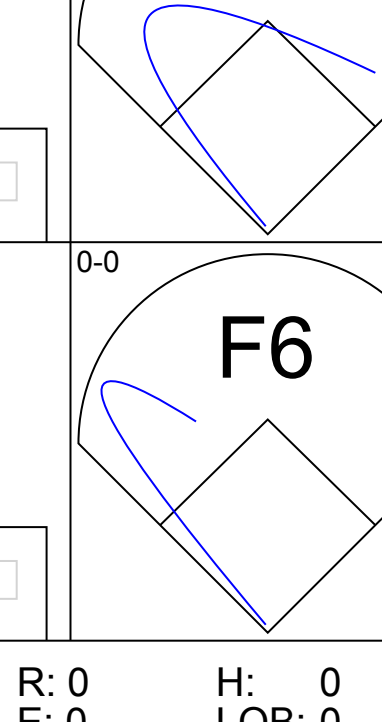



Batter	1	2	3	4	5	6	7	8	9	AB	R	H	RBI	BB	SO	LOB	TOP					
Jerry Royster, R OBP: 0.289, SLG: 0.368 (1, 6)											4	0	0	0	0	3	1					
Tony Gwynn, L OBP: 0.408, SLG: 0.477 (1, 9)										4	1	1	0	0	0	1	0					
Kevin McReynolds, R OBP: 0.387, SLG: 0.544 (1, 8) (9, 7)										4	1	1	1	0	0	1	0					
Steve Garvey, R OBP: 0.295, SLG: 0.492 (1, 3)										4	1	2	1	0	0	0	1					
Carmelo Martinez, R OBP: 0.359, SLG: 0.439 Marvell Wynne, L OBP: 0.310, SLG: 0.434 (1, 7) (9, 8)										4	2	2	2	0	0	0	1					
Terry Kennedy, L OBP: 0.297, SLG: 0.354 (1, 2)										4	0	0	0	0	0	1	2					
Mark Wasinger, R Dane Iorg, L OBP: 0.238, SLG: 0.341 (1, 5) (6, 5)										2	0	0	1	0	0	0	0					
Tim Flannery, L OBP: 0.366, SLG: 0.402 (1, 4)										2	0	0	0	1	1	0						
Mark Thurmond, L Andy Hawkins, R John Kruk, L Craig Lefferts, L Rich Gossage, R OBP: 0.250, SLG: 0.250 OBP: 0.182, SLG: 0.182 OBP: 0.345, SLG: 0.407 OBP: 0.333, SLG: 1.333 OBP: 0.333, SLG: 1.333 (1, 1) (5, 1) (7, PH) (7, 1) (8, 1)										2	0	0	0	0	0	0	1					
Inning Stats	R: 0 E: 0 K: 3 S: 9	H: 0 LOB: 0 BB: 0 P: 9	R: 2 E: 0 K: 1 S: 7	H: 2 LOB: 0 BB: 0 P: 7	R: 0 E: 0 K: 1 S: 5	H: 0 LOB: 0 BB: 0 P: 5	R: 0 E: 0 K: 0 S: 4	H: 1 LOB: 1 BB: 0 P: 4	R: 0 E: 0 K: 0 S: 3	H: 0 LOB: 1 BB: 1 P: 7	R: 3 E: 0 K: 1 S: 8	H: 3 LOB: 0 BB: 0 P: 8	R: 0 E: 0 K: 1 S: 5	H: 0 LOB: 0 BB: 0 P: 5	R: 0 E: 0 K: 0 S: 3	H: 0 LOB: 0 BB: 0 P: 3	R: 0 E: 0 K: 0 S: 3	H: 0 LOB: 0 BB: 0 P: 3	1B: 2 2B: 2 3B: 0 HR: 2	SF: 0 SAC: 1 DP: 0 HBP: 0	WP: 0 PB: 0 SB: 0 CS: 0	PA: 34
PITCHER	IP WLS BF H R ER SO BB IBB HBP BLK WP HR S P ERA WHIP																					
Sid Fernandez, L ERA: 3.36 Doug Sisk, R ERA: 2.35 (1, 1) (7, 1)	6.0 L 25 6 5 5 6 1 0 0 0 0 0 2 36 40 7.50 1.167																					

San Diego Padres @ New York Mets
Shea Stadium, Flushing, NY
Tue Jun 03 1986, 7:05 PM EDT
Att: 25,196 - Unknown

AB 32
R 5
H 6
RBI 5
BB 1
SO 7
LOB 6



Batter	1	2	3	4	5	6	7	8	9	AB	R	H	RBI	BB	SO	LOB	BOTTOM			
Mookie Wilson, S OBP: 0.377, SLG: 0.426 (1, 8)										5	1	2	0	0	1	1				
Kevin Mitchell, R OBP: 0.351, SLG: 0.479 (1, 9) (9, 6)										5	1	3	0	0	1	1				
Keith Hernandez, L OBP: 0.425, SLG: 0.467 (1, 3)										4	0	1	0	1	1	3				
Gary Carter, R OBP: 0.337, SLG: 0.443 (1, 2)										5	1	2	1	0	1	6				
George Foster, R OBP: 0.316, SLG: 0.504 (1, 7)										4	1	2	0	0	1	1				
Ray Knight, R OBP: 0.375, SLG: 0.544 (1, 5)										4	0	1	0	0	0	2				
Tim Lincecum, R Wally Backman, S OBP: 0.309, SLG: 0.313 OBP: 0.400, SLG: 0.457 (1, 4) (6, PH) (9, 4)										3	0	0	0	0	1	2				
Rafael Santana, R Danny Heep, L OBP: 0.229, SLG: 0.200 OBP: 0.348, SLG: 0.492 (1, 6) (8, PH) (9, 9)										3	0	0	1	0	0	2				
Sid Fernandez, L Tim Corcoran, L Doug Sisk, R Lenny Dykstra, L OBP: 0.200, SLG: 0.130 OBP: 0.354, SLG: 0.367 (1, 1) (6, PH) (7, 1) (8, PH)										2	0	0	0	0	1	1				
Inning Stats	R: 0 E: 0 K: 0 S: 4	H: 2 LOB: 1 BB: 0 P: 4	R: 1 E: 0 K: 1 S: 7	H: 2 LOB: 1 BB: 0 P: 7	R: 0 E: 0 K: 0 S: 4	H: 0 LOB: 1 BB: 0 P: 4	R: 0 E: 0 K: 0 S: 4	H: 0 LOB: 1 BB: 0 P: 4	R: 3 E: 0 K: 1 S: 5	H: 4 LOB: 1 BB: 0 P: 7	R: 0 E: 0 K: 2 S: 7	H: 0 LOB: 0 BB: 0 P: 7	R: 0 E: 0 K: 1 S: 7	H: 2 LOB: 2 BB: 0 P: 7	R: 0 E: 0 K: 2 S: 8	H: 1 LOB: 2 BB: 1 P: 12	1B: 13 2B: 0 3B: 0 HR: 0	SF: 0 SAC: 0 DP: 2 HBP: 0	WP: 1 PB: 0 SB: 3 CS: 0	PA: 40
PITCHER	IP WLS BF H R ER SO BB IBB HBP BLK WP HR S P ERA WHIP																			
Mark Thurmond, L ERA: 6.39 Andy Hawkins, R ERA: 4.97 Craig Lefferts, L ERA: 2.97 Rich Gossage, R ERA: 4.5 (1, 1) (5, 1) (7, 1) (8, 1)	1.1 W 6 2 1 0 1 0 0 0 0 0 0 0 8 8 0.00 1.500																			

San Diego Padres @ New York Mets
Shea Stadium, Flushing, NY
Tue Jun 03 1986, 7:05 PM EDT
Att: 25,196 - Unknown

AB 39
R 4
H 13
RBI 2
BB 1
SO 7
LOB 21



Batter	1	2	3	4	5	6	7	8	9	AB	R	H	RBI	BB	SO	LOB	TOP																					
Tim Flannery, L OBP: 0.369, SLG: 0.396 (1, 4)										2	1	0	0	1	1	0																						
Tony Gwynn, L OBP: 0.410, SLG: 0.490 (1, 9)										3	1	1	2	1	0	0																						
Kevin McReynolds, R OBP: 0.360, SLG: 0.532 (1, 8) (7, 7)										4	0	0	0	0	1	2																						
Steve Garvey, R OBP: 0.289, SLG: 0.482 (1, 3)										4	0	0	0	0	1	2																						
Terry Kennedy, L OBP: 0.298, SLG: 0.350 (1, 2)										2	0	0	0	1	0	0																						
Carmelo Martinez, R OBP: 0.351, SLG: 0.427 (1, 7)										3	0	0	0	0	1	1																						
Marvell Wynne, L OBP: 0.310, SLG: 0.434 (7, 8)										0	0	0	0	0	0	0																						
Dane Iorg, L OBP: 0.244, SLG: 0.341 (1, 5)										3	0	1	0	0	0	0																						
Garry Templeton, S OBP: 0.242, SLG: 0.208 (7, 6)										0	0	0	0	0	0	0																						
Jerry Royster, R OBP: 0.280, SLG: 0.356 (1, 6) (7, 5)										3	0	0	0	0	0	1																						
Eric Show, R OBP: 0.179, SLG: 0.214 (1, 1)										2	0	0	0	0	1	0																						
Lance McCullers, S (6, 1)										0	0	0	0	0	0	0																						
John Kruk, L OBP: 0.339, SLG: 0.400 (8, PH)										1	0	0	0	0	0	0																						
Gene Walter, L OBP: 0.500, SLG: 0.667 (8, 1)										0	0	0	0	0	0	0																						
Craig Lefferts, L OBP: 0.333, SLG: 1.333 (8, 1)										0	0	0	0	0	0	0																						
Inning Stats	R: 0 E: 0 K: 1 S: 4	H: 0 LOB: 1 BB: 1 P: 9	R: 0 E: 0 K: 1 S: 6	H: 1 LOB: 1 BB: 0 P: 6	R: 2 E: 0 K: 0 S: 4	H: 1 LOB: 0 BB: 1 P: 8	R: 0 E: 0 K: 0 S: 3	H: 0 LOB: 0 BB: 0 P: 3	R: 0 E: 0 K: 1 S: 5	H: 0 LOB: 0 BB: 0 P: 5	R: 0 E: 0 K: 0 S: 2	H: 0 LOB: 0 BB: 1 P: 6	R: 0 E: 0 K: 1 S: 5	H: 0 LOB: 0 BB: 0 P: 5	R: 0 E: 0 K: 0 S: 3	H: 0 LOB: 0 BB: 0 P: 3	1B: 1 2B: 1 3B: 0 HR: 1	SF: 0 SAC: 0 DP: 2 HBP: 1	WP: 0 PB: 0 SB: 0 CS: 0	PA: 31																		
PITCHER	IP	WLS	BF	H	R	ER	SO	BB	IBB	HBP	BLK	WP	HR	S	P	ERA	WHIP	PITCHER				IP	WLS	BF	H	R	ER	SO	BB	IBB	HBP	BLK	WP	HR	S	P	ERA	WHIP
Bruce Berenyi, R ERA: 5.74 (1, 1)	6.0		22	2	2	2	4	2	0	1	0	0	1	27	36	3.00	0.667																					
Roger McDowell, R ERA: 2.83 (7, 1)	3.0	W	9	0	0	0	1	1	0	0	0	0	0	10	14	0.00	0.333																					

San Diego Padres @ New York Mets
Shea Stadium, Flushing, NY
Wed Jun 04 1986, 7:05 PM EDT
Att: 26,735 - Unknown

AB 27
R 2
H 2
RBI 2
BB 3
SO 5
LOB 6



Batter	1	2	3	4	5	6	7	8	9	AB	R	H	RBI	BB	SO	LOB	BOTTOM																					
Lenny Dykstra, L OBP: 0.362, SLG: 0.379 (1, 8)										4	0	2	0	1	1	6																						
Wally Backman, S OBP: 0.385, SLG: 0.438 (1, 4)										4	0	0	0	0	1	3																						
Tim Teufel, R OBP: 0.306, SLG: 0.309 (8, PH) (9, 4)										1	0	0	1	0	0	2																						
Keith Hernandez, L OBP: 0.425, SLG: 0.462 (1, 3)										4	0	1	0	1	0	3																						
Gary Carter, R OBP: 0.335, SLG: 0.435 (1, 2)										3	1	0	0	1	1	3																						
Danny Heep, L OBP: 0.356, SLG: 0.493 (1, 9)										4	1	2	0	0	1	1																						
George Foster, R OBP: 0.336, SLG: 0.508 (1, 7)										1	1	1	1	3	0	0																						
Ray Knight, R OBP: 0.378, SLG: 0.542 (1, 5)										4	1	2	1	0	0	3																						
Rafael Santana, R OBP: 0.224, SLG: 0.196 (1, 6)										2	0	0	0	0	0	2																						
Tim Corcoran, L (6, PH)										0	0	0	0	1	0	0																						
Kevin Mitchell, R OBP: 0.360, SLG: 0.500 (7, 6)										1	0	1	1	0	0	0																						
Bruce Berenyi, R (1, 1)										2	0	0	0	0	0	2																						
Daryl Strawberry, L OBP: 0.333, SLG: 0.465 (6, PH)										1	0	0	0	0	1	3																						
Roger McDowell, R OBP: 0.333, SLG: 0.200 (7, 1)										0	0	0	0	1	0	0																						
Inning Stats	R: 0 E: 0 K: 0 S: 3	H: 1 LOB: 1 BB: 1 P: 7	R: 0 E: 0 K: 0 S: 4	H: 1 LOB: 2 BB: 1 P: 8	R: 0 E: 0 K: 1 S: 4	H: 0 LOB: 0 BB: 1 P: 8	R: 0 E: 0 K: 0 S: 4	H: 0 LOB: 0 BB: 0 P: 4	R: 2 E: 1 K: 1 S: 8	H: 3 LOB: 3 BB: 2 P: 16	R: 0 E: 0 K: 2 S: 8	H: 1 LOB: 1 BB: 0 P: 8	R: 2 E: 0 K: 1 S: 7	H: 2 LOB: 2 BB: 2 P: 15	R: 0 E: 0 K: 0 S: 3	H: 0 LOB: 0 BB: 0 P: 3	1B: 7 2B: 2 3B: 0 HR: 0	SF: 0 SAC: 0 DP: 2 HBP: 0	WP: 0 PB: 0 SB: 0 CS: 0	PA: 39																		
PITCHER	IP	WLS	BF	H	R	ER	SO	BB	IBB	HBP	BLK	WP	HR	S	P	ERA	WHIP	PITCHER				IP	WLS	BF	H	R	ER	SO	BB	IBB	HBP	BLK	WP	HR	S	P	ERA	WHIP
Eric Show, R ERA: 2.85 (1, 1)	5.1		25	6	2	2	1	5	0	0	0	0	0	22	42	3.38	2.062																					
Lance McCullers, R ERA: 1.86 (6, 1)	1.2		7	1	0	0	3	0	1	0	0	0	0	12	16	0.00	0.600																					
Gene Walter, L ERA: 3.45 (8, 1)	0.0	L	3	2	2	2	0	1	0	0	0	0	0	2	6	∞	∞																					
Craig Lefferts, L ERA: 2.88 (8, 1)	1.0		4	0	0	0	1	1	0	0	0	0	0	5	9	0.00	1.000																					

San Diego Padres @ New York Mets
Shea Stadium, Flushing, NY
Wed Jun 04 1986, 7:05 PM EDT
Att: 26,735 - Unknown

AB 31
R 4
H 9
RBI 4
BB 8
SO 5
LOB 28



Batter	1	2	3	4	5	6	7	8	9	AB	R	H	RBI	BB	SO	LOB	TOP										
Mookie Wilson, S OBP: 0.354, SLG: 0.397 (1, 8)	0-3 K ①		0-0 G3 ①	0-0 E9 1B ①		0-0 4-3 ③			0-0 F9 ①	5	1	0	0	0	1	1											
Kevin Mitchell, R OBP: 0.363, SLG: 0.487 (1, 9)	0-0 F8 ②		0-3 K ②	0-0 1B ③			4-0 FC6-4 BB ①		0-0 F8 ②	4	0	1	2	1	1	0											
Keith Hernandez, L OBP: 0.417, SLG: 0.452 Ed Hearn, R OBP: 0.357, SLG: 0.333 (9, PH) (9, 2)	0-0 F9 ③		0-0 P4 ③		0-0 L5 ①				0-0 4-3 ③	4	0	0	0	0	0	1											
Gary Carter, R OBP: 0.338, SLG: 0.433 (9, 3)		0-0 HR 1B ①		0-0 G3 ①	4-0 1B BB ②				0-0 FC6-4 1B ②	3	1	1	0	1	0	1											
George Foster, R OBP: 0.340, SLG: 0.532 (1, 7)		0-0 1-H HR ①		0-3 K ②	0-0 F9 ②				0-0 1B ③	4	1	2	2	0	1	1											
Ray Knight, R OBP: 0.381, SLG: 0.541 (1, 5)		0-3 K ①		0-0 3B 1B ①	0-0 1-2 1B ②				0-0 4-3 ③	4	1	2	0	0	1	2											
Tim Lincecum, R OBP: 0.313, SLG: 0.337 (1, 4)		0-0 1B ②		0-0 1-H 1B 3B ②	0-0 F8 ③				0-0 5-3 ①	4	1	2	1	0	0	2											
Rafael Santana, R OBP: 0.225, SLG: 0.198 (1, 6)		0-0 P4 ②		0-0 1B E 1B ②	0-3 K ①				0-0 5-3 ②	4	1	1	1	0	1	1											
Bob Ojeda, L OBP: 0.120, SLG: 0.120 (1, 1)		0-3 K ③		0-0 1-2 1B 1B ③	0-3 K ②				0-0 4-3 ③	4	1	1	0	0	2	1											
Inning Stats	R: 0 E: 0 K: 1 S: 5	H: 0 LOB: 0 BB: 0 P: 5	R: 2 E: 0 K: 2 S: 10	H: 3 LOB: 1 BB: 0 P: 10	R: 0 E: 0 K: 1 S: 5	H: 0 LOB: 0 BB: 0 P: 5	R: 5 E: 1 K: 1 S: 10	H: 5 LOB: 1 BB: 0 P: 10	R: 0 E: 0 K: 0 S: 4	H: 1 LOB: 2 BB: 1 P: 8	R: 0 E: 0 K: 0 S: 4	H: 1 LOB: 2 BB: 1 P: 8	R: 0 E: 0 K: 0 S: 3	H: 0 LOB: 0 BB: 0 P: 3	R: 0 E: 0 K: 0 S: 3	H: 0 LOB: 0 BB: 0 P: 3	1B: 8 2B: 0 3B: 1 HR: 1	SF: 0 SAC: 0 DP: 0 HBP: 0	WP: 0 PB: 0 SB: 0 CS: 0	PA: 39							
PITCHER	IP	WLS	BF	H	R	ER	SO	BB	IBB	HBP	BLK	WP	HR	S	P	ERA	WHIP										
Bob Kipper, L ERA: 4.69 (1, 1)	6.0	L	28	9	7	4	7	1	0	0	0	0	1	41	45	6.00	1.667										
Cecilio Guante, R ERA: 2.75 (7, 1)	2.0		8	1	0	0	0	1	0	0	0	0	0	7	11	0.00	1.000										
Pat Clements, L ERA: 2.66 (9, 1)	1.0		3	0	0	0	0	0	0	0	0	0	0	3	3	0.00	0.000										

New York Mets @ Pittsburgh Pirates
Three Rivers Stadium, Pittsburgh, PA

AB 37
R 7
H 10
RBI 6
BB 2
SO 7
LOB 10



Thu Jun 05 1986, 7:05 PM EDT
Att: 8,855 - Unknown

Batter	1	2	3	4	5	6	7	8	9	AB	R	H	RBI	BB	SO	LOB	BOTTOM										
Barry Bonds, L OBP: 0.428, SLG: 0.517 (1, 8)	4-0 CS BB ①		0-0 F7 ③			0-3 K ②			0-0 F7 ②	3	0	0	0	1	1	4											
Bill Almon, R OBP: 0.374, SLG: 0.553 (8, 6) (9, 5)	0-3 K 1-2 ②			0-0 G3 ①		0-0 F7 ③			0-0 F8 ③	4	0	0	0	0	1	4											
Johnny Ray, S OBP: 0.330, SLG: 0.469 Mike Diaz, R OBP: 0.286, SLG: 0.226 (1, 4) (8, 7)	0-0 F8 ③			0-0 BB 1B ①		0-0 1-3 ①			0-0 F7 ①	3	0	1	0	0	0	0											
Mike Brown, R OBP: 0.335, SLG: 0.368 (1, 9)		0-0 F8 ①		4-0 G6-3 BB ②		0-0 F8 ②			0-0 1B ①	3	0	1	0	1	0	0											
Lee Mazzilli, S OBP: 0.410, SLG: 0.259 (1, 3)		0-0 F7 ②		0-0 G6-3 ②		0-3 K ③			0-0 G6-4-3 1B ②	4	0	1	0	0	1	2											
Tony Peña, R OBP: 0.324, SLG: 0.352 (1, 2)		0-0 4-3 ③			0-0 F8 ①				0-0 BB E 1B ①	4	0	1	0	0	0	2											
Jim Morrison, R OBP: 0.259, SLG: 0.208 Rafael Belliard, R OBP: 0.209, SLG: 0.188 (1, 5) (9, 6)			0-0 6-3 ①		0-0 6-3 ②				0-0 F7 ①	3	0	0	0	0	0	1											
Sam Khalifa, R OBP: 0.288, SLG: 0.240 (8, 4)			0-0 4-3 2B ②		0-0 F3 ③				0-0 E4 BB ①	3	0	1	0	0	0	1											
Bob Kipper, R OBP: 0.259, SLG: 0.208 Cecilio Guante, R OBP: 0.286, SLG: 0.313 Pat Clements, R (9, 1)			0-0 4-3 ②		0-0 F9 ①				4-0 BB ②	1	0	0	0	0	0	1											
Inning Stats	R: 0 E: 0 K: 1 S: 4	H: 0 LOB: 1 BB: 0 P: 8	R: 0 E: 0 K: 0 S: 3	H: 0 LOB: 0 BB: 0 P: 3	R: 0 E: 0 K: 0 S: 4	H: 1 LOB: 1 BB: 0 P: 4	R: 0 E: 0 K: 0 S: 3	H: 1 LOB: 1 BB: 1 P: 7	R: 0 E: 0 K: 0 S: 3	H: 0 LOB: 0 BB: 0 P: 3	R: 0 E: 0 K: 1 S: 5	H: 0 LOB: 0 BB: 0 P: 5	R: 0 E: 0 K: 1 S: 5	H: 0 LOB: 0 BB: 0 P: 5	R: 0 E: 1 K: 0 S: 5	H: 1 LOB: 3 BB: 1 P: 9	R: 0 E: 0 K: 0 S: 4	H: 2 LOB: 1 BB: 0 P: 4	1B: 4 2B: 1 3B: 0 HR: 0	SF: 0 SAC: 0 DP: 2 HBP: 0	WP: 0 PB: 0 SB: 0 CS: 1	PA: 33					
PITCHER	IP	WLS	BF	H	R	ER	SO	BB	IBB	HBP	BLK	WP	HR	S	P	ERA	WHIP										
Bob Ojeda, L ERA: 2.29 (1, 1)	9.0	W	33	5	0	0	3	3	0	0	0	0	0	36	48	0.00	0.889										

New York Mets @ Pittsburgh Pirates
Three Rivers Stadium, Pittsburgh, PA

AB 30
R 0
H 5
RBI 0
BB 3
SO 3
LOB 15



Thu Jun 05 1986, 7:05 PM EDT
Att: 8,855 - Unknown

Batter	1	2	3	4	5	6	7	8	9	AB	R	H	RBI	BB	SO	LOB	TOP		
Lenny Dykstra, L OBP: 0.364, SLG: 0.375 (1, 8)										4	0	1	0	1	1	0	New York Mets @ Pittsburgh Pirates Three Rivers Stadium, Pittsburgh, PA Fri Jun 06 1986, 3:33 AM EDT Unknown 		
Wally Backman, S OBP: 0.397, SLG: 0.416 (1, 4)										5	0	0	0	0	0	3			
Keith Hernandez, L OBP: 0.416, SLG: 0.445 (1, 3)										3	0	0	0	2	0	3			
Gary Carter, R OBP: 0.332, SLG: 0.423 (1, 2)										4	0	0	0	0	1	2			
Darryl Strawberry, L OBP: 0.362, SLG: 0.469 (1, 9)										3	0	2	0	1	0	0			
George Foster, R OBP: 0.352, SLG: 0.543 Randy Niemann, L (8, 1)										3	1	2	0	1	0	0			
Ray Knight, R OBP: 0.383, SLG: 0.538 (1, 5)										3	0	1	1	1	0	3			
Rafael Santana, R OBP: 0.219, SLG: 0.192 Mookie Wilson, S OBP: 0.351, SLG: 0.405 (9, PH)										3	0	0	0	0	1	4			
Ron Darling, R OBP: 0.133, SLG: 0.071 Tim Corcoran, L (7, PH) Doug Sisk, R (7, 1) Danny Heep, L OBP: 0.351, SLG: 0.485 (8, 7)										2	0	0	0	0	1	3			
Inning Stats	R: 0 E: 0 K: 1 S: 5	H: 0 LOB: 0 BB: 0 P: 5	R: 1 E: 0 K: 0 S: 5	H: 3 LOB: 1 BB: 0 P: 5	R: 0 E: 0 K: 2 S: 4	H: 1 LOB: 1 BB: 2 P: 16	R: 0 E: 0 K: 1 S: 5	H: 0 LOB: 0 BB: 0 P: 3	R: 0 E: 0 K: 0 S: 3	H: 0 LOB: 0 BB: 0 P: 3	R: 0 E: 0 K: 0 S: 4	H: 1 LOB: 3 BB: 2 P: 12	R: 0 E: 0 K: 0 S: 4	H: 1 LOB: 2 BB: 1 P: 8	1B: 6 2B: 1 3B: 0 HR: 0	SF: 0 SAC: 0 DP: 0 HBP: 0		WP: 1 PB: 0 SB: 0 CS: 0	PA: 39
PITCHER	IP WLS BF H R ER SO BB IBB HBP BLK WP HR S P ERA WHIP																		
Rick Rhoden, R ERA: 2.67 Pat Clements, L ERA: 2.66 Bob Walk, R ERA: 2.72	(1, 1) (8, 1) (8, 1)	7.2 0.0 1.1	W 1 S	31 1 7	H 1 1	R 1 0	ER 1 0 0	SO 4 0 0	BB 3 0 2	IBB 1 0 0	HBP 0 0 0	BLK 0 0 0	WP 1 0 0	HR 0 1 5	S 35 1 13	P 51 1 13	ERA 1.17 ∞ 0.00	WHIP 1.043 ∞ 2.250	


Batter	1	2	3	4	5	6	7	8	9	AB	R	H	RBI	BB	SO	LOB	BOTTOM			
Barry Bonds, L OBP: 0.436, SLG: 0.636 (1, 8)										4	2	2	2	0	1	1	New York Mets @ Pittsburgh Pirates Three Rivers Stadium, Pittsburgh, PA Fri Jun 06 1986, 3:33 AM EDT Unknown 			
Joe Orsulak, L OBP: 0.290, SLG: 0.340 (1, 9)										2	1	1	0	1	0	0				
Johnny Ray, S OBP: 0.410, SLG: 0.464 (1, 4)										4	1	1	1	0	1	2				
Sid Bream, L OBP: 0.382, SLG: 0.509 (1, 3)										4	0	1	0	0	1	2				
R.J. Reynolds, S OBP: 0.387, SLG: 0.512 (1, 7)										4	2	3	2	0	1	1				
Tony Peña, R OBP: 0.328, SLG: 0.362 (1, 2)										4	0	2	2	0	0	1				
Jim Morrison, R OBP: 0.322, SLG: 0.457 (1, 5)										4	0	0	0	0	2	1				
Rafael Belliard, R OBP: 0.229, SLG: 0.209 (1, 6)									3	1	2	0	0	0	0	0				
Rick Rhoden, R OBP: 0.276, SLG: 0.269 Pat Clements, R Bob Walk, R OBP: 0.375, SLG: 0.625 (8, 1) (8, 1)										2	0	1	0	0	0	1				
Inning Stats	R: 0 E: 0 K: 0 S: 2	H: 0 LOB: 1 BB: 1 P: 6	R: 0 E: 0 K: 0 S: 3	H: 1 LOB: 0 BB: 0 P: 3	R: 0 E: 0 K: 1 S: 6	H: 1 LOB: 1 BB: 0 P: 6	R: 2 E: 0 K: 1 S: 7	H: 3 LOB: 1 BB: 0 P: 7	R: 2 E: 0 K: 1 S: 7	H: 2 LOB: 0 BB: 0 P: 7	R: 0 E: 0 K: 1 S: 5	H: 1 LOB: 1 BB: 0 P: 5	R: 0 E: 0 K: 1 S: 6	H: 1 LOB: 1 BB: 0 P: 6	R: 3 E: 0 K: 1 S: 9	H: 4 LOB: 1 BB: 0 P: 9		1B: 6 2B: 5 3B: 1 HR: 1	SF: 0 SAC: 2 DP: 1 HBP: 0	WP: 0 PB: 0 SB: 0 CS: 2
PITCHER	IP WLS BF H R ER SO BB IBB HBP BLK WP HR S P ERA WHIP																			
Ron Darling, R ERA: 3.88 Doug Sisk, R ERA: 2.09 Randy Niemann, L ERA: 3.86	(1, 1) (7, 1) (8, 1)	6.0 1.0 1.0	L	23 4 7	H 8 4 4	R 4 3	ER 4 0 3	SO 4 1 3	BB 8 0 0	IBB 4 0 0	HBP 4 0 0	BLK 4 0 0	WP 0 0 0	HR 1 6 9	S 30 6 9	P 34 6 9	ERA 6.00 0.00 27.00	WHIP 1.500 1.000 4.000		

Batter	1	2	3	4	5	6	7	8	9	AB	R	H	RBI	BB	SO	LOB	TOP																																										
Mookie Wilson, S OBP: 0.371, SLG: 0.463 (1, 8)										6	2	3	1	0	0	3	New York Mets @ Pittsburgh Pirates Three Rivers Stadium, Pittsburgh, PA Fri Jun 06 1986, 7:05 PM EDT Att: 15,113 - Unknown																																										
Wally Backman, S OBP: 0.377, SLG: 0.419 (1, 4)										4	1	2	1	1	0	2																																											
Darryl Strawberry, L OBP: 0.369, SLG: 0.490 (1, 9)										4	3	2	2	1	0	3																																											
Danny Heep, L OBP: 0.367, SLG: 0.500 Jesse Orosco, R (9, 1)										4	1	2	2	1	1	0																																											
Ray Knight, R OBP: 0.378, SLG: 0.527 (1, 5)										5	0	1	1	0	1	2																																											
Kevin Mitchell, R OBP: 0.345, SLG: 0.463 Rafael Santana, R OBP: 0.217, SLG: 0.190 (6, 6)										4	0	0	0	0	1	2																																											
Tim Corcoran, L (1, 3)										4	1	0	0	1	0	0																																											
Ed Hearn, R OBP: 0.368, SLG: 0.412 (1, 2)										5	1	2	0	0	2	1																																											
Rick Aguilera, R OBP: 0.273, SLG: 0.500 Roger McDowell, R OBP: 0.286, SLG: 0.167 Lenny Dykstra, L OBP: 0.368, SLG: 0.387 (9, 7)										3	1	2	2	0	0	1																																											
Inning Stats	R: 2 E: 0 K: 1 S: 6	H: 1 LOB: 1 BB: 2 P: 14	R: 0 E: 1 K: 0 S: 4	H: 1 LOB: 1 BB: 0 P: 4	R: 0 E: 0 K: 0 S: 4	H: 2 LOB: 1 BB: 0 P: 4	R: 6 E: 0 K: 1 S: 10	H: 5 LOB: 1 BB: 2 P: 18	R: 0 E: 0 K: 0 S: 5	H: 2 LOB: 2 BB: 0 P: 5	R: 1 E: 0 K: 2 S: 8	H: 1 LOB: 0 BB: 0 P: 8	R: 1 E: 1 K: 0 S: 6	H: 2 LOB: 2 BB: 0 P: 6	R: 0 E: 0 K: 0 S: 3	H: 0 LOB: 0 BB: 0 P: 3		R: 0 E: 0 K: 1 S: 6	H: 1 LOB: 1 BB: 0 P: 6	1B: 8 2B: 4 3B: 0 HR: 3	SF: 0 SAC: 0 DP: 0 HBP: 0	WP: 0 PB: 0 SB: 4 CS: 1	PA: 46																																				
PITCHER	IP WLS BF H R ER SO BB IBB HBP BLK WP HR S P ERA WHIP	IP WLS BF H R ER SO BB IBB HBP BLK WP HR S P ERA WHIP	IP WLS BF H R ER SO BB IBB HBP BLK WP HR S P ERA WHIP	IP WLS BF H R ER SO BB IBB HBP BLK WP HR S P ERA WHIP	IP WLS BF H R ER SO BB IBB HBP BLK WP HR S P ERA WHIP	IP WLS BF H R ER SO BB IBB HBP BLK WP HR S P ERA WHIP	IP WLS BF H R ER SO BB IBB HBP BLK WP HR S P ERA WHIP	IP WLS BF H R ER SO BB IBB HBP BLK WP HR S P ERA WHIP	IP WLS BF H R ER SO BB IBB HBP BLK WP HR S P ERA WHIP	IP WLS BF H R ER SO BB IBB HBP BLK WP HR S P ERA WHIP	IP WLS BF H R ER SO BB IBB HBP BLK WP HR S P ERA WHIP	IP WLS BF H R ER SO BB IBB HBP BLK WP HR S P ERA WHIP	IP WLS BF H R ER SO BB IBB HBP BLK WP HR S P ERA WHIP	IP WLS BF H R ER SO BB IBB HBP BLK WP HR S P ERA WHIP	IP WLS BF H R ER SO BB IBB HBP BLK WP HR S P ERA WHIP	IP WLS BF H R ER SO BB IBB HBP BLK WP HR S P ERA WHIP	IP WLS BF H R ER SO BB IBB HBP BLK WP HR S P ERA WHIP	IP WLS BF H R ER SO BB IBB HBP BLK WP HR S P ERA WHIP	IP WLS BF H R ER SO BB IBB HBP BLK WP HR S P ERA WHIP	IP WLS BF H R ER SO BB IBB HBP BLK WP HR S P ERA WHIP	IP WLS BF H R ER SO BB IBB HBP BLK WP HR S P ERA WHIP	IP WLS BF H R ER SO BB IBB HBP BLK WP HR S P ERA WHIP	IP WLS BF H R ER SO BB IBB HBP BLK WP HR S P ERA WHIP	IP WLS BF H R ER SO BB IBB HBP BLK WP HR S P ERA WHIP	IP WLS BF H R ER SO BB IBB HBP BLK WP HR S P ERA WHIP																																		
Barry Bonds, L OBP: 0.386, SLG: 0.553 (1, 8)										5	0	0	0	0	1	0	New York Mets @ Pittsburgh Pirates Three Rivers Stadium, Pittsburgh, PA Fri Jun 06 1986, 7:05 PM EDT Att: 15,113 - Unknown																																										
Joe Orsulak, L OBP: 0.293, SLG: 0.338 (1, 9)										4	1	1	0	1	0	0																																											
Johnny Ray, S OBP: 0.411, SLG: 0.459 Mike Diaz, R OBP: 0.278, SLG: 0.219 (8, 5)										2	1	0	0	2	0	0																																											
Lee Mazzilli, S OBP: 0.415, SLG: 0.290 (1, 3)										4	2	2	0	0	0	1																																											
R.J. Reynolds, S OBP: 0.390, SLG: 0.514 (1, 7)										3	0	1	2	1	0	1																																											
Bill Almon, R OBP: 0.368, SLG: 0.532 (8, 6)										3	0	0	0	1	1	3																																											
Junior Ortiz, R OBP: 0.308, SLG: 0.333 (1, 2)										4	0	2	1	0	1	2																																											
Sam Khalifa, R OBP: 0.295, SLG: 0.236 (8, 4)										2	0	0	0	2	0	1																																											
Jose DeLeon, R OBP: 0.225, SLG: 0.206 Cecilio Guante, R OBP: 0.333, SLG: 0.366 (7, 1)										1	0	0	0	0	1	2																																											
Inning Stats	R: 0 E: 0 K: 0 S: 3	H: 0 LOB: 1 BB: 1 P: 7	R: 0 E: 0 K: 2 S: 7	H: 0 LOB: 2 BB: 2 P: 15	R: 0 E: 0 K: 0 S: 3	H: 0 LOB: 0 BB: 0 P: 3	R: 1 E: 0 K: 1 S: 7	H: 2 LOB: 1 BB: 1 P: 11	R: 3 E: 0 K: 1 S: 8	H: 3 LOB: 1 BB: 1 P: 12	R: 0 E: 0 K: 0 S: 3	H: 0 LOB: 0 BB: 0 P: 3	R: 0 E: 0 K: 0 S: 3	H: 0 LOB: 0 BB: 0 P: 3	R: 0 E: 0 K: 0 S: 3	H: 1 LOB: 1 BB: 1 P: 7		R: 0 E: 0 K: 2 S: 7	H: 0 LOB: 1 BB: 1 P: 11	1B: 4 2B: 2 3B: 0 HR: 0	SF: 0 SAC: 0 DP: 1 HBP: 0	WP: 1 PB: 0 SB: 1 CS: 0	PA: 39																																				
PITCHER	IP WLS BF H R ER SO BB IBB HBP BLK WP HR S P ERA WHIP	IP WLS BF H R ER SO BB IBB HBP BLK WP HR S P ERA WHIP	IP WLS BF H R ER SO BB IBB HBP BLK WP HR S P ERA WHIP	IP WLS BF H R ER SO BB IBB HBP BLK WP HR S P ERA WHIP	IP WLS BF H R ER SO BB IBB HBP BLK WP HR S P ERA WHIP	IP WLS BF H R ER SO BB IBB HBP BLK WP HR S P ERA WHIP	IP WLS BF H R ER SO BB IBB HBP BLK WP HR S P ERA WHIP	IP WLS BF H R ER SO BB IBB HBP BLK WP HR S P ERA WHIP	IP WLS BF H R ER SO BB IBB HBP BLK WP HR S P ERA WHIP	IP WLS BF H R ER SO BB IBB HBP BLK WP HR S P ERA WHIP	IP WLS BF H R ER SO BB IBB HBP BLK WP HR S P ERA WHIP	IP WLS BF H R ER SO BB IBB HBP BLK WP HR S P ERA WHIP	IP WLS BF H R ER SO BB IBB HBP BLK WP HR S P ERA WHIP	IP WLS BF H R ER SO BB IBB HBP BLK WP HR S P ERA WHIP	IP WLS BF H R ER SO BB IBB HBP BLK WP HR S P ERA WHIP	IP WLS BF H R ER SO BB IBB HBP BLK WP HR S P ERA WHIP	IP WLS BF H R ER SO BB IBB HBP BLK WP HR S P ERA WHIP	IP WLS BF H R ER SO BB IBB HBP BLK WP HR S P ERA WHIP	IP WLS BF H R ER SO BB IBB HBP BLK WP HR S P ERA WHIP	IP WLS BF H R ER SO BB IBB HBP BLK WP HR S P ERA WHIP	IP WLS BF H R ER SO BB IBB HBP BLK WP HR S P ERA WHIP	IP WLS BF H R ER SO BB IBB HBP BLK WP HR S P ERA WHIP	IP WLS BF H R ER SO BB IBB HBP BLK WP HR S P ERA WHIP	IP WLS BF H R ER SO BB IBB HBP BLK WP HR S P ERA WHIP	IP WLS BF H R ER SO BB IBB HBP BLK WP HR S P ERA WHIP																																		
Rick Aguilera, R OBP: 0.273, SLG: 0.500 Roger McDowell, R OBP: 0.286, SLG: 0.167 Jesse Orosco, L OBP: 0.217, SLG: 0.190 (9, 1)	3.2 L 22 8 8 8 2 4 0 0 0 0 2 22 38 19.64 3.273	2.1 W 11 4 1 1 2 0 0 0 0 0 1 15 15 3.86 1.714	3.0 L 13 3 1 0 1 0 0 0 0 0 0 15 15 0.00 1.000	3.2 L 22 8 8 8 2 4 0 0 0 0 2 22 38 19.64 3.273	2.1 W 11 4 1 1 2 0 0 0 0 0 1 15 15 3.86 1.714	3.0 L 13 3 1 0 1 0 0 0 0 0 0 15 15 0.00 1.000	3.2 L 22 8 8 8 2 4 0 0 0 0 2 22 38 19.64 3.273	2.1 W 11 4 1 1 2 0 0 0 0 0 1 15 15 3.86 1.714	3.0 L 13 3 1 0 1 0 0 0 0 0 0 15 15 0.00 1.000	3.2 L 22 8 8 8 2 4 0 0 0 0 2 22 38 19.64 3.273	2.1 W 11 4 1 1 2 0 0 0 0 0 1 15 15 3.86 1.714	3.0 L 13 3 1 0 1 0 0 0 0 0 0 15 15 0.00 1.000	3.2 L 22 8 8 8 2 4 0 0 0 0 2 22 38 19.64 3.273	2.1 W 11 4 1 1 2 0 0 0 0 0 1 15 15 3.86 1.714	3.0 L 13 3 1 0 1 0 0 0 0 0 0 15 15 0.00 1.000	3.2 L 22 8 8 8 2 4 0 0 0 0 2 22 38 19.64 3.273	2.1 W 11 4 1 1 2 0 0 0 0 0 1 15 15 3.86 1.714	3.0 L 13 3 1 0 1 0 0 0 0 0 0 15 15 0.00 1.000	3.2 L 22 8 8 8 2 4 0 0 0 0 2 22 38 19.64 3.273	2.1 W 11 4 1 1 2 0 0 0 0 0 1 15 15 3.86 1.714	3.0 L 13 3 1 0 1 0 0 0 0 0 0 15 15 0.00 1.000	3.2 L 22 8 8 8 2 4 0 0 0 0 2 22 38 19.64 3.273	2.1 W 11 4 1 1 2 0 0 0 0 0 1 15 15 3.86 1.714	3.0 L 13 3 1 0 1 0 0 0 0 0 0 15 15 0.00 1.000	3.2 L 22 8 8 8 2 4 0 0 0 0 2 22 38 19.64 3.273	2.1 W 11 4 1 1 2 0 0 0 0 0 1 15 15 3.86 1.714	3.0 L 13 3 1 0 1 0 0 0 0 0 0 15 15 0.00 1.000	3.2 L 22 8 8 8 2 4 0 0 0 0 2 22 38 19.64 3.273	2.1 W 11 4 1 1 2 0 0 0 0 0 1 15 15 3.86 1.714	3.0 L 13 3 1 0 1 0 0 0 0 0 0 15 15 0.00 1.000	3.2 L 22 8 8 8 2 4 0 0 0 0 2 22 38 19.64 3.273	2.1 W 11 4 1 1 2 0 0 0 0 0 1 15 15 3.86 1.714	3.0 L 13 3 1 0 1 0 0 0 0 0 0 15 15 0.00 1.000	3.2 L 22 8 8 8 2 4 0 0 0 0 2 22 38 19.64 3.273	2.1 W 11 4 1 1 2 0 0 0 0 0 1 15 15 3.86 1.714	3.0 L 13 3 1 0 1 0 0 0 0 0 0 15 15 0.00 1.000	3.2 L 22 8 8 8 2 4 0 0 0 0 2 22 38 19.64 3.273	2.1 W 11 4 1 1 2 0 0 0 0 0 1 15 15 3.86 1.714	3.0 L 13 3 1 0 1 0 0 0 0 0 0 15 15 0.00 1.000	3.2 L 22 8 8 8 2 4 0 0 0 0 2 22 38 19.64 3.273	2.1 W 11 4 1 1 2 0 0 0 0 0 1 15 15 3.86 1.714	3.0 L 13 3 1 0 1 0 0 0 0 0 0 15 15 0.00 1.000	3.2 L 22 8 8 8 2 4 0 0 0 0 2 22 38 19.64 3.273	2.1 W 11 4 1 1 2 0 0 0 0 0 1 15 15 3.86 1.714	3.0 L 13 3 1 0 1 0 0 0 0 0 0 15 15 0.00 1.000	3.2 L 22 8 8 8 2 4 0 0 0 0 2 22 38 19.64 3.273	2.1 W 11 4 1 1 2 0 0 0 0 0 1 15 15 3.86 1.714	3.0 L 13 3 1 0 1 0 0 0 0 0 0 15 15 0.00 1.000	3.2 L 22 8 8 8 2 4 0 0 0 0 2 22 38 19.64 3.273	2.1 W 11 4 1 1 2 0 0 0 0 0 1 15 15 3.86 1.714	3.0 L 13 3 1 0 1 0 0 0 0 0 0 15 15 0.00 1.000	3.2 L 22 8 8 8 2 4 0 0 0 0 2 22 38 19.64 3.273	2.1 W 11 4 1 1 2 0 0 0 0 0 1 15 15 3.86 1.714	3.0 L 13 3 1 0 1 0 0 0 0 0 0 15 15 0.00 1.000	3.2 L 22 8 8 8 2 4 0 0 0 0 2 22 38 19.64 3.273	2.1 W 11 4 1 1 2 0 0 0 0 0 1 15 15 3.86 1.714	3.0 L 13 3 1 0 1 0 0 0 0 0 0 15 15 0.00 1.000	3.2 L 22 8 8 8 2 4 0 0 0 0 2 22 38 19.64 3.273	2.1 W 11 4 1 1 2 0 0 0 0 0 1 15 15 3.86

Batter	1	2	3	4	5	6	7	8	9	AB	R	H	RBI	BB	SO	LOB	TOP										
Mookie Wilson, S OBP: 0.362, SLG: 0.459 (1, 8)	0-3 K		0-0 2B	0-0 4-3			0-0 L3		0-0 F8	5	1	1	1	0	1	1											
Wally Backman, S OBP: 0.381, SLG: 0.400 (1, 4)	0-0 4-3		0-0 G3	0-0 4-3			0-0 F8		0-0 3-1	5	0	0	0	0	0	2											
Keith Hernandez, L OBP: 0.416, SLG: 0.446 (1, 3)	4-0 3B		0-0 E				0-0 4-3		0-0 L5	4	2	1	1	1	0	0											
Darryl Strawberry, L OBP: 0.372, SLG: 0.503 (1, 9)	0-0 3B		0-0 SF7				0-0 L6			4	1	2	1	0	1	0											
Gary Carter, R OBP: 0.330, SLG: 0.418 (1, 2)	0-0 6-3		0-0 SF7				0-0 F8			2	1	0	1	1	0	1											
Danny Heep, L OBP: 0.390, SLG: 0.507 George Foster, R OBP: 0.349, SLG: 0.538 Lenny Dykstra, L OBP: 0.368, SLG: 0.387 (1, 7)		4-0 BB	0-0 BB				0-0 CS		0-3 K	1	0	1	0	2	0	0											
Ray Knight, R OBP: 0.381, SLG: 0.527 (1, 5)		0-0 G6-4-3	0-0 1-3				0-0 1B			4	0	2	0	0	0	2											
Rafael Santana, R OBP: 0.227, SLG: 0.194 (1, 6)		0-0 5-3					0-0 5-3			3	0	1	0	1	0	1											
Dwight Gooden, R OBP: 0.129, SLG: 0.194 Jesse Orosco, R (8, 1)			0-0 E5	0-0 SH3-4			0-3 K		0-3 K	3	1	0	0	0	2	3											
Inning Stats	R: 1 E: 0 K: 1 S: 6	H: 1 LOB: 1 BB: 1 P: 10	R: 0 E: 0 K: 0 S: 2	H: 0 LOB: 0 BB: 1 P: 6	R: 4 E: 1 K: 0 S: 7	H: 3 LOB: 1 BB: 1 P: 11	R: 0 E: 0 K: 0 S: 4	H: 1 LOB: 1 BB: 0 P: 4	R: 0 E: 0 K: 1 S: 3	H: 2 LOB: 1 BB: 0 P: 6	R: 0 E: 0 K: 0 S: 3	H: 0 LOB: 0 BB: 0 P: 3	R: 0 E: 0 K: 3 S: 10	H: 1 LOB: 2 BB: 2 P: 18	R: 0 E: 0 K: 0 S: 3	H: 0 LOB: 0 BB: 0 P: 3	1B: 5 2B: 2 3B: 1 HR: 0	SF: 1 SAC: 1 DP: 1 HBP: 0	WP: 1 PB: 0 SB: 2 CS: 1	PA: 39							
PITCHER	IP	WLS	BF	H	R	ER	SO	BB	IBB	HBP	BLK	WP	HR	S	P	ERA	WHIP										
Rick Reuschel, R ERA: 3.08 (1, 1)	6.0	L	27	7	5	2	2	3	0	0	0	0	0	28	40	3.00	1.667										
Pat Clements, L ERA: 2.98 (7, 1)	1.1		5	0	1	1	1	1	0	0	0	0	0	6	10	6.75	0.750										
Bob Walk, R ERA: 2.61 (8, 1)	1.2		7	1	0	0	2	0	1	0	0	1	0	10	14	0.00	0.600										

New York Mets @ Pittsburgh Pirates
Three Rivers Stadium, Pittsburgh, PA
Sat Jun 07 1986, 7:05 PM EDT
Att: 29,770 - Unknown

AB 32
R 6
H 8
RBI 4
BB 5
SO 5
LOB 11



Batter	1	2	3	4	5	6	7	8	9	AB	R	H	RBI	BB	SO	LOB	BOTTOM										
Barry Bonds, L OBP: 0.408, SLG: 0.537 (1, 8)	4-0 S		4-0 1B				0-3 K		0-3 K	3	1	1	0	2	2	2											
Joe Orsulak, L OBP: 0.294, SLG: 0.338 Bill Almon, R OBP: 0.375, SLG: 0.532 (1, 9)	0-0 F8		0-0 FC4-6				0-0 F8		4-0 FC6-4	3	0	1	1	0	0	2											
Johnny Ray, S OBP: 0.404, SLG: 0.450 (1, 4)	0-3 K		0-0 FC4-6				0-0 FC6		0-3 K	4	0	0	1	0	2	4											
Sid Bream, L OBP: 0.381, SLG: 0.518 Mike Brown, R OBP: 0.331, SLG: 0.364 (1, 3)	0-3 K		0-0 F7				0-0 6-3		0-0 FC6-4	3	1	1	0	0	1	2											
R.J. Reynolds, S OBP: 0.387, SLG: 0.508 (1, 7)		0-0 F7					0-0 G3		0-3 K	4	1	1	0	0	1	2											
Tony Peña, R OBP: 0.321, SLG: 0.353 (1, 2)		0-0 3-1					0-0 6-3		0-0 F3	4	0	0	1	0	1	1											
Jim Morrison, R OBP: 0.316, SLG: 0.446 (1, 5)		0-3 K					0-0 6-3		0-0 F9	4	0	0	1	0	1	0											
Rafael Belliard, R OBP: 0.243, SLG: 0.203 Lee Mazzilli, S OBP: 0.422, SLG: 0.290 (1, 6)			4-0 SH1-4				4-0 L1-4		4-0 HBP	1	1	0	0	2	0	0											
Rick Reuschel, R OBP: 0.185, SLG: 0.222 Pat Clements, R (7, 1)			0-0 SH1-4				0-0 3-1		1-0 HBP	1	0	0	0	0	0	0											
Bob Walk, R OBP: 0.375, SLG: 0.625 Mike Diaz, R OBP: 0.297, SLG: 0.219 Sam Khalife, R OBP: 0.395, SLG: 0.236 (8, 1)			0-0 1-3				0-0 3-1		1-2 HBP	0	0	0	0	0	0	0											
Inning Stats	R: 0 E: 0 K: 2 S: 7	H: 0 LOB: 0 BB: 1 P: 11	R: 0 E: 0 K: 1 S: 5	H: 0 LOB: 0 BB: 0 P: 5	R: 2 E: 0 K: 0 S: 4	H: 1 LOB: 1 BB: 2 P: 12	R: 1 E: 0 K: 1 S: 6	H: 1 LOB: 0 BB: 0 P: 6	R: 0 E: 0 K: 0 S: 4	H: 1 LOB: 1 BB: 0 P: 4	R: 1 E: 0 K: 0 S: 4	H: 1 LOB: 0 BB: 0 P: 4	R: 0 E: 0 K: 1 S: 4	H: 0 LOB: 0 BB: 1 P: 8	R: 0 E: 0 K: 2 S: 7	H: 0 LOB: 1 BB: 1 P: 11	R: 0 E: 0 K: 1 S: 5	H: 0 LOB: 2 BB: 1 P: 10	1B: 3 2B: 1 3B: 1 HR: 0	SF: 0 SAC: 1 DP: 1 HBP: 1	WP: 0 PB: 0 SB: 4 CS: 0	PA: 37					
PITCHER	IP	WLS	BF	H	R	ER	SO	BB	IBB	HBP	BLK	WP	HR	S	P	ERA	WHIP										
Dwight Gooden, R ERA: 2.11 (1, 1)	7.0	W	28	4	4	3	5	4	0	0	0	0	0	34	50	3.86	1.143										
Jesse Orosco, L ERA: 1.63 (8, 1)	2.0	S	9	0	0	0	3	2	0	1	0	0	0	12	21	0.00	1.000										

New York Mets @ Pittsburgh Pirates
Three Rivers Stadium, Pittsburgh, PA
Sat Jun 07 1986, 7:05 PM EDT
Att: 29,770 - Unknown

AB 29
R 4
H 4
RBI 4
BB 6
SO 8
LOB 15



Batter	1	2	3	4	5	6	7	8	9	AB	R	H	RBI	BB	SO	LOB	TOP					
Mookie Wilson, S OBP: 0.354, SLG: 0.456 (1, 8)	F7		4-3		F2		F8 1B 2B		K	5	1	1	0	0	1	0						
Tim Lincecum, R OBP: 0.311, SLG: 0.343 Roger McDowell, R OBP: 0.375, SLG: 0.286 Jesse Orosco, R (9, 1)	F9			E5 HR			F8			4	2	1	0	0	0	1						
Kevin Mitchell, R OBP: 0.360, SLG: 0.518 (1, 9)						5-3			K	5	1	3	3	0	1	2						
Gary Carter, R OBP: 0.333, SLG: 0.416 (1, 3)	F8						FC6-4 1B			3	0	1	0	0	0	2						
George Foster, R OBP: 0.347, SLG: 0.530 Lenny Dykstra, L OBP: 0.368, SLG: 0.387 (8, 8)		P4			F7				K	4	0	1	1	0	1	1						
Ray Knight, R OBP: 0.383, SLG: 0.532 (1, 5)	6-3				E6					4	0	2	0	0	0	1						
Ed Hearn, R OBP: 0.304, SLG: 0.333 (1, 2)					L6				F8	4	0	0	0	0	1	6						
Rafael Santana, R OBP: 0.220, SLG: 0.188 (1, 6)						4-3			4-3	4	0	0	0	0	0	4						
Sid Fernandez, L OBP: 0.179, SLG: 0.115 Wally Backman, S OBP: 0.358, SLG: 0.396 (7, 4)									4-3	3	0	0	0	0	2	0						
Inning Stats	R: 0 E: 0 K: 0 S: 4	H: 1 LOB: 1 BB: 0 P: 4	R: 0 E: 0 K: 1 S: 5	H: 0 LOB: 0 BB: 0 P: 5	R: 0 E: 0 K: 1 S: 5	H: 0 LOB: 0 BB: 0 P: 5	R: 2 E: 2 K: 0 S: 6	H: 2 LOB: 1 BB: 0 P: 6	R: 0 E: 0 K: 0 S: 3	H: 0 LOB: 0 BB: 0 P: 3	R: 1 E: 0 K: 0 S: 6	H: 3 LOB: 3 BB: 0 P: 7	R: 1 E: 0 K: 1 S: 7	H: 2 LOB: 1 BB: 0 P: 7	R: 0 E: 0 K: 1 S: 6	H: 1 LOB: 1 BB: 0 P: 6	R: 0 E: 0 K: 2 S: 8	H: 1 LOB: 1 BB: 0 P: 8	1B: 5 2B: 5 3B: 0 HR: 1	SF: 0 SAC: 0 DP: 1 HBP: 1	WP: 0 PB: 0 SB: 0 CS: 0	PA: 39
PITCHER	IP	WLS	BF	H	R	ER	SO	BB	IBB	HBP	BLK	WP	HR	S	P	ERA	WHIP					
Larry McWilliams, L ERA: 5.72 Jim Winn, R ERA: 3.41 Don Robinson, R ERA: 10.13	5.1	L	22	4	3	2	2	0	0	1	0	0	1	25	26	3.38	0.750					
	1.2		9	4	1	1	1	0	0	0	0	0	0	11	11	5.40	2.400					
	2.0		8	2	0	0	3	0	0	0	0	0	0	14	14	0.00	1.000					

New York Mets @ Pittsburgh Pirates
Three Rivers Stadium, Pittsburgh, PA
Sun Jun 08 1986, 3:33 AM EDT
Att: 14,391 - Unknown

AB 38
R 4
H 10
RBI 4
BB 0
SO 6
LOB 17



Batter	1	2	3	4	5	6	7	8	9	AB	R	H	RBI	BB	SO	LOB	BOTTOM				
Barry Bonds, L OBP: 0.434, SLG: 0.558 (1, 8)						F7				2	0	1	0	2	0	0					
Rafael Belliard, R OBP: 0.247, SLG: 0.197 R.J. Reynolds, S OBP: 0.385, SLG: 0.506 (8, 7)	FC3-6 BB									2	0	0	0	1	0	2					
Bill Almon, R OBP: 0.370, SLG: 0.512 (8, 6)										1	0	0	0	0	1	1					
Mike Brown, R OBP: 0.326, SLG: 0.357 Lee Mazzilli, S OBP: 0.417, SLG: 0.286 (8, 7)										3	0	0	0	0	0	3					
Sid Bream, L OBP: 0.374, SLG: 0.506 (1, 3)										4	0	0	0	0	1	2					
Tony Peña, R OBP: 0.330, SLG: 0.355 (1, 2)										2	1	1	0	2	0	0					
Jim Morrison, R OBP: 0.314, SLG: 0.442 (1, 5)										4	1	1	0	0	0	2					
Sam Khalifa, R OBP: 0.290, SLG: 0.231 Johnny Ray, S OBP: 0.400, SLG: 0.445 (8, 4)										2	0	0	0	0	1	1					
Larry McWilliams, L OBP: 0.231, SLG: 0.222 Jim Winn, R OBP: 0.316, SLG: 0.333 Don Robinson, R OBP: 0.294, SLG: 0.338 Joe Orsulak, L OBP: 0.300, SLG: 0.324 (8, 1)										2	0	0	0	0	2	0					
Inning Stats	R: 0 E: 0 K: 0 S: 3	H: 0 LOB: 1 BB: 1 P: 7	R: 0 E: 0 K: 1 S: 5	H: 0 LOB: 1 BB: 1 P: 9	R: 0 E: 0 K: 1 S: 6	H: 1 LOB: 0 BB: 0 P: 6	R: 0 E: 0 K: 1 S: 5	H: 0 LOB: 0 BB: 0 P: 5	R: 0 E: 0 K: 0 S: 3	H: 0 LOB: 2 BB: 2 P: 11	R: 3 E: 0 K: 2 S: 8	H: 2 LOB: 0 BB: 2 P: 16	R: 0 E: 0 K: 0 S: 3	H: 0 LOB: 0 BB: 0 P: 3	R: 0 E: 0 K: 0 S: 4	H: 1 LOB: 1 BB: 0 P: 4	1B: 2 2B: 1 3B: 0 HR: 1	SF: 0 SAC: 0 DP: 0 HBP: 0	WP: 0 PB: 0 SB: 1 CS: 1	PA: 37	
PITCHER	IP	WLS	BF	H	R	ER	SO	BB	IBB	HBP	BLK	WP	HR	S	P	ERA	WHIP				
Sid Fernandez, L ERA: 3.44 Roger McDowell, R ERA: 2.47 Jesse Orosco, L ERA: 1.61	6.1	W	28	3	3	3	5	6	0	0	0	0	0	9	9	0.00	0.429				
	0.1	S	1	0	0	0	0	0	0	0	0	0	0	1	1	0.00	0.000				

New York Mets @ Pittsburgh Pirates
Three Rivers Stadium, Pittsburgh, PA
Sun Jun 08 1986, 3:33 AM EDT
Att: 14,391 - Unknown

AB 30
R 3
H 4
RBI 3
BB 6
SO 6
LOB 17



Batter	1	2	3	4	5	6	7	8	9	10	AB	R	H	RBI	BB	SO	LOB	TOP	
Jeff Stone, L OBP: 0.316, SLG: 0.333 Rick Schu, R OBP: 0.305, SLG: 0.374 Don Carman, L (9, 1) Tom Foley, L OBP: 0.545, SLG: 0.556 (10, 6)	G3		FC6-4		F7			5-3	F8		4	0	0	0	0	0	2	Philadelphia Phillies @ New York Mets Shea Stadium, Flushing, NY Mon Jun 09 1986, 7:05 PM EDT Att: 26,050 - Unknown	
Ron Roenicke, S OBP: 0.354, SLG: 0.361 (9, 7)	F1		K		4-3			5-3	F8		5	0	0	0	0	1	3		
Juan Samuel, R OBP: 0.319, SLG: 0.420 (1, 4)	K		F9		P3			1B 2B	E5		5	1	1	0	0	1	2		
Mike Schmidt, R OBP: 0.391, SLG: 0.533 (1, 5)		L7		E SF7 1B		F8		1B 1B IBB	1B		4	2	2	0	1	0	0		
Von Hayes, L OBP: 0.363, SLG: 0.435 (1, 3)				3-1		F8		1B	FC6-2-5		5	0	2	1	0	0	3		
Glenn Wilson, R OBP: 0.258, SLG: 0.345 (1, 9)				E6		K		1B			5	0	2	1	0	2	2		
Darren Daulton, L OBP: 0.397, SLG: 0.473 Luis Aguayo, R OBP: 0.218, SLG: 0.282 John Russell, R OBP: 0.329, SLG: 0.448 (8, 2)				SF7				G4-6-3 1B	K		1	0	1	1	1	0	0		
Steve Jeltz, S OBP: 0.339, SLG: 0.269 Steve Bedrosian, R (10, 1)				G3				G4-6-3 1B			1	0	0	0	0	1	3		
Kevin Gross, R OBP: 0.167, SLG: 0.207 Milt Thompson, L OBP: 0.239, SLG: 0.250 (9, 8)				FC6-4 BB		4-3 2B		K	FC1-6		2	0	1	0	1	1	0		
											1	0	0	0	0	1			
Inning Stats	R: 0 E: 0 K: 1 S: 5	H: 0 LOB: 0 BB: 0 P: 5	R: 0 E: 0 K: 1 S: 6	H: 1 LOB: 2 BB: 1 P: 10	R: 0 E: 0 K: 1 S: 5	H: 0 LOB: 1 BB: 1 P: 9	R: 1 E: 1 K: 0 S: 5	H: 1 LOB: 0 BB: 0 P: 5	R: 0 E: 0 K: 1 S: 5	H: 1 LOB: 0 BB: 0 P: 5	R: 1 E: 0 K: 1 S: 8	H: 3 LOB: 3 BB: 1 P: 12	R: 0 E: 0 K: 0 S: 3	H: 0 LOB: 1 BB: 1 P: 7	R: 1 E: 1 K: 1 S: 6	H: 2 LOB: 2 BB: 0 P: 6	1B: 7 2B: 2 3B: 0 HR: 0	SF: 1 SAC: 0 DP: 1 HBP: 0	WP: 0 PA: 44 PB: 0 SB: 2 CS: 0
PITCHER	IP WLS BF H R ER SO BB IBB HBP BLK WP HR S P ERA WHIP	IP WLS BF H R ER SO BB IBB HBP BLK WP HR S P ERA WHIP	IP WLS BF H R ER SO BB IBB HBP BLK WP HR S P ERA WHIP	IP WLS BF H R ER SO BB IBB HBP BLK WP HR S P ERA WHIP	IP WLS BF H R ER SO BB IBB HBP BLK WP HR S P ERA WHIP	IP WLS BF H R ER SO BB IBB HBP BLK WP HR S P ERA WHIP	IP WLS BF H R ER SO BB IBB HBP BLK WP HR S P ERA WHIP	IP WLS BF H R ER SO BB IBB HBP BLK WP HR S P ERA WHIP	IP WLS BF H R ER SO BB IBB HBP BLK WP HR S P ERA WHIP	IP WLS BF H R ER SO BB IBB HBP BLK WP HR S P ERA WHIP	IP WLS BF H R ER SO BB IBB HBP BLK WP HR S P ERA WHIP	IP WLS BF H R ER SO BB IBB HBP BLK WP HR S P ERA WHIP	IP WLS BF H R ER SO BB IBB HBP BLK WP HR S P ERA WHIP	IP WLS BF H R ER SO BB IBB HBP BLK WP HR S P ERA WHIP	IP WLS BF H R ER SO BB IBB HBP BLK WP HR S P ERA WHIP	IP WLS BF H R ER SO BB IBB HBP BLK WP HR S P ERA WHIP	IP WLS BF H R ER SO BB IBB HBP BLK WP HR S P ERA WHIP	IP WLS BF H R ER SO BB IBB HBP BLK WP HR S P ERA WHIP	
Rick Anderson, R ERA: 1.8 Jesse Orosco, L ERA: 1.8 Doug Sisk, R ERA: 1.86 (10, 1)	7.0 2.0 1.0	27 11 6	4 3 2	1 1 0	0 1 0	5 1 0	2 1 0	0 0 0	0 0 0	0 0 0	0 0 0	0 0 0	0 0 0	0 0 0	0 0 0	0 0 0	0 0 0	0.00 4.50 0.00	0.857 2.000 2.000

Batter	1	2	3	4	5	6	7	8	9	10	AB	R	H	RBI	BB	SO	LOB	BOTTOM			
Lenny Dykstra, L OBP: 0.388, SLG: 0.418 Doug Sisk, R (10, 1)	FC1-5 2B		5-3 BB			1B SF7 1B			S 1B		4	1	4	0	1	0	0	Philadelphia Phillies @ New York Mets Shea Stadium, Flushing, NY Mon Jun 09 1986, 7:05 PM EDT Att: 26,050 - Unknown			
Wally Backman, S OBP: 0.353, SLG: 0.391 Tim Teufel, R OBP: 0.308, SLG: 0.340 (10, 4)	FC1-5 BB 1B		5-3			BB BB 1B		3-1	F2		4	1	1	0	0	0	3				
Keith Hernandez, L OBP: 0.416, SLG: 0.439 (1, 3)	1B BB		K			BB 1B BB		K			3	0	0	0	2	2	1				
Darryl Strawberry, L OBP: 0.376, SLG: 0.516 (9, 9)						SF7					4	0	3	1	0	0	0				
Gary Carter, R OBP: 0.325, SLG: 0.404 (1, 2)	F9					F6		5-3			5	0	0	0	0	0	6				
Danny Heep, L OBP: 0.391, SLG: 0.487 (1, 7)		L9				1B BB					3	0	0	0	2	1	1				
Ray Knight, R OBP: 0.381, SLG: 0.525 (1, 5)		4-3				F8		4-3			4	0	1	1	0	0	2				
Kevin Mitchell, R OBP: 0.348, SLG: 0.500 Jesse Orosco, R (8, 1)						1B					3	0	0	0	0	1	0				
Mookie Wilson, S OBP: 0.350, SLG: 0.451 (10, 8)						G3			F3		0	0	0	0	0	0	0				
Rick Anderson, R Rafael Santana, R OBP: 0.216, SLG: 0.184 (8, 6)						K			F9		2	0	0	0	0	0	0				
											2	0	0	0	0	0	0				
Inning Stats	R: 0 E: 0 K: 0 S: 4	H: 2 LOB: 2 BB: 1 P: 8	R: 0 E: 0 K: 1 S: 5	H: 0 LOB: 0 BB: 0 P: 5	R: 0 E: 0 K: 2 S: 7	H: 0 LOB: 1 BB: 1 P: 11	R: 0 E: 0 K: 0 S: 3	H: 0 LOB: 0 BB: 0 P: 3	R: 0 E: 0 K: 1 S: 5	H: 3 LOB: 2 BB: 2 P: 13	R: 0 E: 0 K: 0 S: 4	H: 1 LOB: 1 BB: 0 P: 4	R: 0 E: 0 K: 1 S: 6	H: 1 LOB: 2 BB: 1 P: 10	R: 0 E: 0 K: 1 S: 6	H: 1 LOB: 1 BB: 0 P: 6	R: 0 E: 0 K: 1 S: 6	H: 1 LOB: 1 BB: 0 P: 6	1B: 6 2B: 3 3B: 0 HR: 0	SF: 1 SAC: 0 DP: 0 HBP: 0	WP: 0 PA: 42 PB: 0 SB: 1 CS: 0
PITCHER	IP WLS BF H R ER SO BB IBB HBP BLK WP HR S P ERA WHIP	IP WLS BF H R ER SO BB IBB HBP BLK WP HR S P ERA WHIP	IP WLS BF H R ER SO BB IBB HBP BLK WP HR S P ERA WHIP	IP WLS BF H R ER SO BB IBB HBP BLK WP HR S P ERA WHIP	IP WLS BF H R ER SO BB IBB HBP BLK WP HR S P ERA WHIP	IP WLS BF H R ER SO BB IBB HBP BLK WP HR S P ERA WHIP	IP WLS BF H R ER SO BB IBB HBP BLK WP HR S P ERA WHIP	IP WLS BF H R ER SO BB IBB HBP BLK WP HR S P ERA WHIP	IP WLS BF H R ER SO BB IBB HBP BLK WP HR S P ERA WHIP	IP WLS BF H R ER SO BB IBB HBP BLK WP HR S P ERA WHIP	IP WLS BF H R ER SO BB IBB HBP BLK WP HR S P ERA WHIP	IP WLS BF H R ER SO BB IBB HBP BLK WP HR S P ERA WHIP	IP WLS BF H R ER SO BB IBB HBP BLK WP HR S P ERA WHIP	IP WLS BF H R ER SO BB IBB HBP BLK WP HR S P ERA WHIP	IP WLS BF H R ER SO BB IBB HBP BLK WP HR S P ERA WHIP	IP WLS BF H R ER SO BB IBB HBP BLK WP HR S P ERA WHIP	IP WLS BF H R ER SO BB IBB HBP BLK WP HR S P ERA WHIP	IP WLS BF H R ER SO BB IBB HBP BLK WP HR S P ERA WHIP			
Kevin Gross, R ERA: 4.34 Don Carman, L ERA: 4.44 Steve Bedrosian, R ERA: 3.67 (10, 1)	8.0 1.1 0.2	34 6 2	7 2 0	2 0 0	2 1 0	5 0 0	4 0 0	0 0 0	0 0 0	0 0 0	0 0 0	0 0 0	0 0 0	0 0 0	0 0 0	0 0 0	0 0 0	2.25 0.00 0.00	1.375 1.500 0.000		

Batter	1	2	3	4	5	6	7	8	9	10	11	AB	R	H	RBI	BB	SO	LOB	TOP					
Jeff Stone, L OBP: 0.321, SLG: 0.329	(1, 7) BB E		(1, 0) 0-0 1B	(0, 3) 0-3 K		(1, 0) 0-0 6-3		(0, 3) 0-3 K		(0, 3) 0-3 K		4	1	1	0	1	2	2						
Steve Bedrosian, R OBP: 0.364, SLG: 0.364	(8, 1) BB E		(1, 0) 0-0 1B									0	0	0	0	0	0	0						
Randy Lerch, L OBP: 0.364, SLG: 0.364	(10, 1) BB E		(1, 0) 0-0 1B									1	0	0	0	0	1	0						
Tom Hume, R OBP: 0.325, SLG: 0.423	(11, 1) BB E		(1, 0) 0-0 1B									0	0	0	0	0	0	0						
Ron Roenicke, S OBP: 0.364, SLG: 0.364	(1, 8) X F7		(1, 0) 0-0 1B									5	0	2	1	1	0	1						
Juan Samuel, R OBP: 0.325, SLG: 0.423	(1, 4) X E		(1, 0) 0-0 1B									6	1	3	2	0	1	2						
Glenn Wilson, R OBP: 0.283, SLG: 0.340	(1, 9) X E6		(1, 0) 0-0 F9									6	0	1	0	0	0	5						
Von Hayes, L OBP: 0.377, SLG: 0.426	(1, 3) X F6		(1, 0) 0-0 FC									4	0	0	1	1	0	3						
John Russell, R OBP: 0.325, SLG: 0.429	(1, 2) S K		(1, 0) 0-0 FC									3	0	0	0	1	2	6						
Don Carman, L OBP: 0.238, SLG: 0.248	(7, 1) S K		(1, 2) 1-2 K									0	0	0	0	0	0	0						
Milt Thompson, L OBP: 0.238, SLG: 0.248	(8, 8) S K		(1, 2) 1-2 K									1	0	0	0	0	0	0						
Rick Schu, R OBP: 0.301, SLG: 0.360	(1, 5) X F9		(1, 0) 0-0 F7									4	0	0	0	0	0	5						
Steve Jeltz, S OBP: 0.342, SLG: 0.266	(1, 6) S K		(1, 0) 0-0 F9									2	1	0	0	2	1	1						
Greg Gross, L OBP: 0.450, SLG: 0.375	(9, PH) S K		(1, 0) 0-0 FC1-6									0	0	0	0	0	0	0						
Mike Schmidt, R OBP: 0.389, SLG: 0.530	(9, PH) S K		(1, 0) 0-0 FC1-6									1	0	0	0	0	2							
Tom Foley, L OBP: 0.545, SLG: 0.556	(9, 6) S K		(1, 0) 0-0 FC1-6									0	0	0	0	0	0	0						
Charles Hudson, S OBP: 0.395, SLG: 0.469	(1, 1) X F7		(1, 0) 0-0 FC1-6									3	1	0	0	0	0	1						
Kent Tekulve, R OBP: 0.395, SLG: 0.469	(6, 1) X F7		(1, 2) 1-2 K									0	0	0	0	0	0	0						
Darren Daulton, L OBP: 0.395, SLG: 0.469	(7, 2) X F7		(1, 2) 1-2 K									1	0	0	0	0	0	0						
Inning Stats	R: 0 E: 1 K: 1 S: 7	H: 1 LOB: 3 BB: 1 P: 11	R: 0 E: 0 K: 1 S: 5	H: 0 LOB: 0 BB: 0 P: 5	R: 1 E: 0 K: 1 S: 6	H: 2 LOB: 3 BB: 1 P: 10	R: 1 E: 0 K: 1 S: 6	H: 1 LOB: 2 BB: 2 P: 14	R: 0 E: 0 K: 0 S: 3	H: 0 LOB: 0 BB: 0 P: 3	R: 1 E: 0 K: 1 S: 7	H: 2 LOB: 1 BB: 1 P: 7	R: 1 E: 0 K: 1 S: 6	H: 1 LOB: 1 BB: 1 P: 10	R: 0 E: 1 K: 0 S: 4	H: 0 LOB: 2 BB: 0 P: 5	R: 0 E: 0 K: 1 S: 5	H: 0 LOB: 0 BB: 0 P: 5	R: 0 E: 0 K: 1 S: 5	H: 0 LOB: 0 BB: 0 P: 5	1B: 7 2B: 0 3B: 0 HR: 0	SF: 1 SAC: 1 DP: 0 HBP: 1	WP: 1 PB: 0 SB: 2 CS: 0	PA: 50
PITCHER	IP ERA WLS BF H R ER SO BB IBB HBP BLK WP HR S P ERA WHIP	7.2 2.53 1.0 5 0 0 0 0 0 0 0 0 0 1 0 4 5 0.00 1.696	1.0 1.69 0.1 1 0 0 0 0 0 0 0 0 0 0 0 1 1 0.00 0.000	2.0 1.78 W 6 0 0 0 2 0 0 0 0 0 0 0 10 10 0.00 0.000	PITCHER										IP ERA WLS BF H R ER SO BB IBB HBP BLK WP HR S P ERA WHIP	0.0 4.70 0.0 42 0 4 5 0.00 1.696								

Philadelphia Phillies @ New York Mets
Shea Stadium, Flushing, NY
Tue Jun 10 1986, 7:05 PM EDT
Att: 27,472 - Unknown

AB 41
R 4
H 7
RBI 4
BB 6
SO 7
LOB 28



Batter	1	2	3	4	5	6	7	8	9	10	11	AB	R	H	RBI	BB	SO	LOB	BOTTOM							
Lenny Dykstra, L OBP: 0.398, SLG: 0.421	(1, 8) BB 1-3		(1, 0) 0-0 G3									4	1	2	0	2	1	0								
Wally Backman, S OBP: 0.349, SLG: 0.383	(1, 4) X 1-3		(1, 0) 0-0 4-3									5	0	1	0	0	0	3								
Tim Teufel, R OBP: 0.314, SLG: 0.374	(11, PH) X 1-2		(1, 0) 0-0 1B									1	1	1	4	0	0	0								
Keith Hernandez, L OBP: 0.407, SLG: 0.429	(1, 3) X 1-3		(1, 0) 0-0 6-3									5	0	0	0	0	0	5								
Darryl Strawberry, L OBP: 0.378, SLG: 0.516	(1, 9) S K		(1, 0) 0-0 2B									4	2	1	0	1	1	1								
Gary Carter, R OBP: 0.332, SLG: 0.443	(1, 2) X F5		(1, 0) 0-0 FC5-4									5	2	3	4	0	0	0								
George Foster, R OBP: 0.346, SLG: 0.526	(1, 7) S K		(1, 0) 0-0 K									3	0	1	0	0	2	1								
Mookie Wilson, S OBP: 0.343, SLG: 0.441	(7, 7) S K		(1, 0) 0-0 K									2	0	0	0	0	1	0								
Ray Knight, R OBP: 0.381, SLG: 0.522	(1, 5) X 1B		(1, 0) 0-0 FC5-4									5	1	2	0	0	0	2								
Kevin Mitchell, R OBP: 0.347, SLG: 0.495	(1, 6) S K		(1, 0) 0-0 F8									3	0	1	0	0	1	1								
Rafael Santana, R OBP: 0.213, SLG: 0.181	(7, 6) S K		(1, 0) 0-0 K									2	0	0	0	0	0	1								
Bob Ojeda, L OBP: 0.340, SLG: 0.107	(1, 1) S K		(1, 0) 0-0 F7									3	0	0	0	0	2	1								
Doug Sisk, R OBP: 0.340, SLG: 0.107	(8, 1) S K		(1, 0) 0-0 K									0	0	0	0	0	0	0								
Danny Heep, L OBP: 0.298, SLG: 0.487	(9, PH) S K		(1, 0) 0-0 K									0	0	0	0	1	0	0								
Roger McDowell, L OBP: 0.298, SLG: 0.487	(10, 1) S K		(1, 0) 0-0 K									0	0	0	0	0	0	0								
Barry Lyons, R OBP: 0.298, SLG: 0.487	(11, PH) S K		(1, 0) 0-0 K									0	1	0	0	1	0	0								
Inning Stats	R: 0 E: 0 K: 1 S: 5	H: 0 LOB: 1 BB: 1 P: 9	R: 0 E: 0 K: 2 S: 8	H: 1 LOB: 1 BB: 0 P: 8	R: 0 E: 0 K: 1 S: 5	H: 0 LOB: 0 BB: 0 P: 5	R: 1 E: 0 K: 1 S: 7	H: 2 LOB: 1 BB: 0 P: 7	R: 0 E: 0 K: 0 S: 5	H: 2 LOB: 2 BB: 0 P: 5	R: 2 E: 0 K: 1 S: 7	H: 3 LOB: 1 BB: 1 P: 11	R: 0 E: 0 K: 1 S: 5	H: 0 LOB: 0 BB: 0 P: 5	R: 1 E: 0 K: 1 S: 6	H: 1 LOB: 0 BB: 0 P: 6	R: 0 E: 0 K: 0 S: 4	H: 1 LOB: 2 BB: 1 P: 8	R: 0 E: 0 K: 0 S: 3	H: 0 LOB: 0 BB: 0 P: 3	R: 4 E: 0 K: 0 S: 3	H: 2 LOB: 0 BB: 2 P: 11	1B: 8 2B: 1 3B: 0 HR: 3	SF: 0 SAC: 0 DP: 0 HBP: 0	WP: 0 PB: 0 SB: 0 CS: 0	PA: 47
PITCHER	IP ERA WLS BF H R ER SO BB IBB HBP BLK WP HR S P ERA WHIP	5.0 3.88 1.0 3 1 0 0 1 0 0 0 0 0 0 6 6 0.00 1.800	1.1 2.79 1.1 4 0 0 0 1 0 0 0 0 0 0 6 6 0.00 0.000	1.2 3.77 L 7 1 3 3 0 1 1 0 0 0 0 5 13 5.40 1.800	1.1 2.25 L 7 1 3 3 0 1 1 0 0 0 0 5 13 20.25 1.500	PITCHER										IP ERA WLS BF H R ER SO BB IBB HBP BLK WP HR S P ERA WHIP	0.0 6.6 0.0 1 1 1 1 0 0 0 0 0 0 1 1 1 1 0.00 1.800									

Philadelphia Phillies @ New York Mets
Shea Stadium, Flushing, NY
Tue Jun 10 1986, 7:05 PM EDT
Att: 27,472 - Unknown

AB 42
R 8
H 12
RBI 8
BB 5
SO 8
LOB 15



Batter	1	2	3	4	5	6	7	8	9	AB	R	H	RBI	BB	SO	LOB	TOP				
Jeff Stone, L (1, 7) <small>OBP: 0.318, SLG: 0.316</small> Luis Aguayo, R (9, PH) <small>OBP: 0.215, SLG: 0.278</small>	F8			K			6-3		G5-3	3	0	0	0	0	1	2					
Ron Roenicke, S (1, 8) <small>OBP: 0.374, SLG: 0.388</small>	F9		SH1-3							3	0	2	1	0	0	0					
Juan Samuel, R (1, 4) <small>OBP: 0.318, SLG: 0.413</small>	K		K				1B			4	0	0	0	0	3	4					
Glenn Wilson, R (1, 9) <small>OBP: 0.282, SLG: 0.338</small>		6-3								4	1	1	0	0	2	0					
Von Hayes, L (1, 3) <small>OBP: 0.379, SLG: 0.442</small>		3-1								4	1	2	2	0	0	0					
Darren Daulton, L (1, 2) <small>OBP: 0.391, SLG: 0.457</small>		G3								3	0	0	0	1	0	1					
Rick Schu, R (1, 5) <small>OBP: 0.364, SLG: 0.363</small> Greg Gross, L (9, PH) <small>OBP: 0.439, SLG: 0.364</small>			HBP	E3					F7	2	1	1	0	1	0	1					
Steve Jeltz, S (1, 6) <small>OBP: 0.345, SLG: 0.267</small>			SH1-3	FC1-5						3	0	1	0	1	0	4					
Steve Carlton, L (1, 1) <small>OBP: 0.228, SLG: 0.200</small> Tom Hume, R (4, 1) <small>OBP: 0.286, SLG: 0.247</small> Mike Schmidt, R (9, PH) <small>OBP: 0.390, SLG: 0.533</small> Charles Hudson, S (9, PH)			K	F9					G3	2	0	0	0	0	1	4					
Inning Stats	R: 0 E: 0 K: 1 S: 5	H: 0 LOB: 0 BB: 0 P: 5	R: 0 E: 0 K: 0 S: 3	H: 0 LOB: 0 BB: 0 P: 3	R: 1 E: 0 K: 2 S: 9	H: 2 LOB: 2 BB: 0 P: 10	R: 2 E: 1 K: 1 S: 8	H: 2 LOB: 2 BB: 1 P: 12	R: 0 E: 0 K: 2 S: 7	H: 1 LOB: 0 BB: 0 P: 7	R: 0 E: 0 K: 0 S: 3	H: 1 LOB: 1 BB: 0 P: 7	R: 0 E: 0 K: 1 S: 4	H: 0 LOB: 0 BB: 0 P: 5	R: 0 E: 0 K: 0 S: 3	H: 1 LOB: 1 BB: 1 P: 7	1B: 6 2B: 1 3B: 0 HR: 1	SF: 0 SAC: 1 DP: 2 HBP: 1	WP: 0 PB: 0 SB: 0 CS: 0	PA: 37	
PITCHER	IP	WLS	BF	H	R	ER	SO	BB	IBB	HBP	BLK	WP	HR	S	P	ERA	WHIP				
Ron Darling, R (1, 1) <small>ERA: 3.93</small>	6.0	W	26	6	3	3	6	2	0	1	0	0	1	35	44	4.50	1.333				
Randy Niemann, L (7, 1) <small>ERA: 3.71</small>	0.2		3	1	0	0	0	0	0	0	0	0	0	3	3	0.00	1.500				
Roger McDowell, R (7, 1) <small>ERA: 2.29</small>	1.2		7	1	0	0	1	1	0	0	0	0	0	8	12	0.00	1.200				
Jesse Orosco, L (9, 1) <small>ERA: 1.74</small>	0.2	S	1	0	0	0	0	0	0	0	0	0	0	1	1	0.00	0.000				

Philadelphia Phillies @ New York Mets
Shea Stadium, Flushing, NY
Wed Jun 11 1986, 7:05 PM EDT
Att: 27,830 - Unknown

AB 32
R 3
H 8
RBI 3
BB 3
SO 7
LOB 18



Batter	1	2	3	4	5	6	7	8	9	AB	R	H	RBI	BB	SO	LOB	BOTTOM				
Mookie Wilson, S (1, 8) <small>OBP: 0.346, SLG: 0.439</small>	1B	S	K			F5		FC4-6		5	2	2	0	0	1	2					
Tim Lincecum, R (1, 4) <small>OBP: 0.310, SLG: 0.366</small>	E	F8		6-3		K		5-3		5	1	1	0	0	1	2					
Kevin Mitchell, R (1, 3) <small>OBP: 0.364, SLG: 0.521</small> Randy Niemann, L (7, 1) <small>OBP: 0.375, SLG: 0.286</small> Jesse Orosco, R (9, 1)	F6	FC4-6								3	0	2	0	1	0	2					
Gary Carter, R (1, 2) <small>OBP: 0.330, SLG: 0.441</small>	E	SF7		1-3		1-3		1-3		3	1	1	2	0	0	2					
Darryl Strawberry, L (1, 9) <small>OBP: 0.371, SLG: 0.503</small>	E6	FC4-6		6-3				4-3		4	0	0	0	0	0	3					
George Foster, R (1, 7) <small>OBP: 0.344, SLG: 0.518</small> Lenny Dykstra, L (8, 8) <small>OBP: 0.398, SLG: 0.421</small>	K		F8			G4-6-3		1-3		4	0	1	0	0	1	2					
Ray Knight, R (1, 5) <small>OBP: 0.383, SLG: 0.538</small>				HR		G4-6-3		6-3		4	1	2	2	0	0	1					
Rafael Santana, R (1, 6) <small>OBP: 0.229, SLG: 0.193</small>								K		3	0	2	0	1	1	0					
Ron Darling, R (1, 1) <small>OBP: 0.121, SLG: 0.065</small> Keith Hernandez, L (7, 3) <small>OBP: 0.409, SLG: 0.431</small>	K		K			F6		FC4-6		3	0	0	0	0	2	5					
Inning Stats	R: 3 E: 1 K: 2 S: 12	H: 4 LOB: 3 BB: 1 P: 16	R: 1 E: 0 K: 0 S: 4	H: 1 LOB: 1 BB: 1 P: 8	R: 1 E: 0 K: 2 S: 9	H: 2 LOB: 1 BB: 0 P: 9	R: 0 E: 0 K: 0 S: 4	H: 1 LOB: 1 BB: 0 P: 4	R: 0 E: 0 K: 1 S: 6	H: 1 LOB: 1 BB: 0 P: 6	R: 0 E: 0 K: 0 S: 3	H: 0 LOB: 0 BB: 0 P: 3	R: 0 E: 0 K: 1 S: 6	H: 1 LOB: 1 BB: 0 P: 6	1B: 9 2B: 2 3B: 0 HR: 1	SF: 1 SAC: 0 DP: 1 HBP: 0	WP: 0 PB: 0 SB: 0 CS: 0	PA: 38			
PITCHER	IP	WLS	BF	H	R	ER	SO	BB	IBB	HBP	BLK	WP	HR	S	P	ERA	WHIP				
Steve Carlton, L (1, 1) <small>ERA: 5.69</small>	3.1	L	21	8	5	3	4	1	1	0	0	0	0	12	12	8.10	2.700				
Tom Hume, R (4, 1) <small>ERA: 5.8</small>	2.2		10	3	0	0	1	0	0	0	0	0	0	9	9	0.00	1.125				
Kent Tekulve, R (7, 1) <small>ERA: 2.61</small>	2.0		7	1	0	0	1	0	0	0	0	0	0	9	9	0.00	0.500				

Philadelphia Phillies @ New York Mets
Shea Stadium, Flushing, NY
Wed Jun 11 1986, 7:05 PM EDT
Att: 27,830 - Unknown

AB 35
R 5
H 12
RBI 4
BB 2
SO 6
LOB 19



Batter	1	2	3	4	5	6	7	8	9	AB	R	H	RBI	BB	SO	LOB	TOP															
Barry Bonds, L (1, 8) OBP: 0.437, SLG: 0.596										2	0	0	0	2	2	0	Pittsburgh Pirates @ New York Mets Shea Stadium, Flushing, NY Fri Jun 13 1986, 7:05 PM EDT Att: 37,582 - Unknown															
Mike Diaz, R (9, PH) OBP: 0.341, SLG: 0.343										0	0	0	0	1	0	0																
Bob Kipper, R (9, PR) Pat Clements, R (9, 1)										0	0	0	0	0	0	0																
Joe Ortolak, L (1, 9) OBP: 0.314, SLG: 0.347										2	0	0	1	1	0	2																
Larry McWilliams, L (7, 1) OBP: 0.211, SLG: 0.222										0	0	0	0	0	0	0																
Bill Almon, R (8, 5) OBP: 0.373, SLG: 0.500										0	0	0	1	0	0	0																
Johnny Ray, S (1, 4) OBP: 0.391, SLG: 0.422										3	0	0	0	1	1	6																
Sid Bream, L (1, 3) OBP: 0.362, SLG: 0.513										4	1	1	2	0	1	1																
R.J. Reynolds, S (1, 7) OBP: 0.369, SLG: 0.490										5	0	0	0	0	3	2																
Tony Peña, R (1, 2) OBP: 0.333, SLG: 0.356										4	1	1	0	0	2	1																
Jim Morrison, R (1, 5) OBP: 0.172, SLG: 0.207										3	1	0	0	1	2	1																
Cecilio Guante, R (8, 1) Mike Brown, R (9, 9) OBP: 0.324, SLG: 0.354										0	0	0	0	0	0	0																
Rafael Belliard, R (1, 6) OBP: 0.300, SLG: 0.277										3	1	2	0	1	1	0																
Rick Reuschel, R (1, 1) OBP: 0.172, SLG: 0.207										2	0	0	0	0	1	2																
Lee Mazzilli, S (7, PH) OBP: 0.414, SLG: 0.277										1	1	0	0	1	1	1																
Inning Stats	R: 0 E: 1 K: 1 S: 6	H: 0 LOB: 1 BB: 0 P: 6	R: 2 E: 0 K: 2 S: 8	H: 1 LOB: 3 BB: 4 P: 24	R: 1 E: 0 K: 3 S: 10	H: 1 LOB: 0 BB: 0 P: 10	R: 0 E: 0 K: 2 S: 7	H: 0 LOB: 0 BB: 0 P: 7	R: 0 E: 0 K: 2 S: 4	H: 0 LOB: 0 BB: 0 P: 5	R: 0 E: 0 K: 2 S: 7	H: 0 LOB: 0 BB: 0 P: 7	R: 0 E: 0 K: 2 S: 8	H: 1 LOB: 2 BB: 1 P: 12	R: 0 E: 1 K: 0 S: 4	H: 0 LOB: 1 BB: 0 P: 4	R: 2 E: 0 K: 1 S: 6	H: 1 LOB: 2 BB: 3 P: 18	1B: 3 2B: 0 3B: 0 HR: 1	SF: 2 SAC: 0 DP: 1 HBP: 1	WP: 1 PB: 0 SB: 1 CS: 0	PA: 41										
PITCHER	IP WLS BF H R ER SO BB IBB HBP BLK WP HR S P ERA WHIP																															
Dwight Gooden, R (1, 1) ERA: 2.21	8.0	34	3	3	3	13	5	0	1	0	1	1	54	75	3.38	1.000																
Jesse Orosco, L (9, 1) ERA: 2.25	1.0	7	1	2	2	1	3	0	0	0	0	0	6	18	18.00	4.000																

Batter	1	2	3	4	5	6	7	8	9	AB	R	H	RBI	BB	SO	LOB	BOTTOM															
Mookie Wilson, S (1, 8) OBP: 0.348, SLG: 0.466										5	2	2	1	0	0	0	Pittsburgh Pirates @ New York Mets Shea Stadium, Flushing, NY Fri Jun 13 1986, 7:05 PM EDT Att: 37,582 - Unknown															
Wally Backman, S (1, 4) OBP: 0.351, SLG: 0.384										5	2	2	0	0	1																	
Keith Hernandez, L (1, 3) OBP: 0.413, SLG: 0.444										3	1	1	2	2	0	0																
Darryl Strawberry, L (1, 9) OBP: 0.371, SLG: 0.506										5	0	2	1	0	1	3																
Gary Carter, R (1, 2) OBP: 0.333, SLG: 0.439										3	1	1	0	1	1	1																
George Foster, R (1, 7) OBP: 0.342, SLG: 0.507										3	0	0	0	1	1	2																
Jesse Orosco, R (9, 1)										0	0	0	0	0	0	0																
Ray Knight, R (1, 5) OBP: 0.386, SLG: 0.534										3	0	1	0	1	0	2																
Rafael Santana, R (1, 6) OBP: 0.222, SLG: 0.187										4	0	0	1	0	1	5																
Dwight Gooden, R (1, 1) OBP: 0.118, SLG: 0.176										3	0	0	0	0	0	2																
Lenny Dykstra, L (9, 8) OBP: 0.395, SLG: 0.418										1	0	0	0	0	0	0																
Inning Stats	R: 0 E: 1 K: 0 S: 4	H: 0 LOB: 1 BB: 0 P: 4	R: 1 E: 0 K: 0 S: 4	H: 1 LOB: 1 BB: 1 P: 8	R: 2 E: 0 K: 0 S: 4	H: 2 LOB: 0 BB: 1 P: 8	R: 0 E: 0 K: 0 S: 4	H: 1 LOB: 1 BB: 0 P: 4	R: 2 E: 0 K: 2 S: 9	H: 2 LOB: 0 BB: 0 P: 9	R: 0 E: 0 K: 0 S: 3	H: 0 LOB: 0 BB: 0 P: 3	R: 0 E: 0 K: 2 S: 3	H: 0 LOB: 0 BB: 0 P: 3	R: 0 E: 0 K: 2 S: 8	H: 1 LOB: 3 BB: 2 P: 16	R: 1 E: 0 K: 0 S: 4	H: 2 LOB: 2 BB: 1 P: 8	1B: 6 2B: 1 3B: 0 HR: 2	SF: 0 SAC: 0 DP: 0 HBP: 0	WP: 1 PB: 0 SB: 1 CS: 0	PA: 40										
PITCHER	IP WLS BF H R ER SO BB IBB HBP BLK WP HR S P ERA WHIP																															
Rick Reuschel, R (1, 1) ERA: 3.4	6.0	26	5	5	5	2	2	0	0	0	0	0	5	9	0.00	0.750																
Larry McWilliams, L (7, 1) ERA: 5.59	1.1	6	1	0	0	0	0	1	0	0	0	0	6	10	0.00	1.500																
Cecilio Guante, R (8, 1) ERA: 2.23	0.2	3	0	0	0	2	1	0	0	0	0	0	6	10	0.00	1.500																
Pat Clements, L (9, 1) ERA: 3.33	0.2	5	2	1	1	0	0	1	0	0	0	0	4	8	13.50	3.000																



Batter	1	2	3	4	5	6	7	8	9	AB	R	H	RBI	BB	SO	LOB	TOP			
Barry Bonds, L (1, 8) OBP: 0.440, SLG: 0.583										3	1	1	0	1	2	0	Pittsburgh Pirates @ New York Mets Shea Stadium, Flushing, NY Sat Jun 14 1986, 3:33 AM EDT Att: 47,664 - Unknown			
Rafael Bellard, R (1, 4) OBP: 0.296, SLG: 0.276										4	0	1	0	0	2	1				
Mike Brown, R (1, 9) OBP: 0.317, SLG: 0.348										3	0	0	1	0	0	0				
Jim Morrison, R (1, 5) OBP: 0.309, SLG: 0.425										3	0	0	0	0	0	1				
Bill Almon, R (1, 7) OBP: 0.363, SLG: 0.484										3	0	0	0	0	1	1				
Sid DREAM, L (1, 3) OBP: 0.357, SLG: 0.505										3	0	0	0	0	1	0				
Tony Peña, R (1, 2) OBP: 0.329, SLG: 0.350										3	0	0	0	0	0	0				
Sam Khalifa, R (1, 6) OBP: 0.291, SLG: 0.243										3	0	1	0	0	0	0				
Mike Bielecki, R (1, 1) OBP: 0.045, SLG: 0.045 Larry McWilliams, L (5, 1) OBP: 0.211, SLG: 0.222 Rick Rhoaden, R (6, Ph) OBP: 0.281, SLG: 0.276 Jim Winn, R (6, 1) OBP: 0.362, SLG: 0.425 Johnny Ray, S (8, Ph) OBP: 0.356, SLG: 0.420 Don Robinson, R (8, 1)										1	0	0	0	0	1	0				
Inning Stats	R: 1 E: 0 K: 0 S: 4	H: 1 LOB: 1 BB: 1 P: 8	R: 0 E: 0 K: 0 S: 3	H: 0 LOB: 0 BB: 0 P: 3	R: 0 E: 0 K: 3 S: 9	H: 0 LOB: 0 BB: 0 P: 9	R: 0 E: 0 K: 0 S: 3	H: 0 LOB: 0 BB: 0 P: 5	R: 0 E: 0 K: 1 S: 5	H: 1 LOB: 0 BB: 0 P: 3	R: 0 E: 0 K: 1 S: 5	H: 0 LOB: 0 BB: 0 P: 5	R: 0 E: 0 K: 1 S: 6	H: 1 LOB: 1 BB: 0 P: 6	R: 0 E: 0 K: 2 S: 7	H: 0 LOB: 0 BB: 0 P: 7	1B: 2 2B: 1 3B: 0 HR: 0	SF: 1 SAC: 0 DP: 1 HBP: 0	WP: 0 PB: 0 SB: 1 CS: 0	PA: 30
PITCHER Sid Fernandez, L (1, 1) ERA: 3.17	IP: 9.0 WLS: W BF: 30 H: 3 R: 1 ER: 1 SO: 8 BB: 1 IBB: 0 HBP: 0 BLK: 0 WP: 0 HR: 0 S: 45 P: 49 ERA: 1.00 WHIP: 0.444															PITCHER				

Batter	1	2	3	4	5	6	7	8	9	AB	R	H	RBI	BB	SO	LOB	BOTTOM			
Lenny Dykstra, L (1, 8) OBP: 0.392, SLG: 0.413										4	1	1	1	0	0	1	Pittsburgh Pirates @ New York Mets Shea Stadium, Flushing, NY Sat Jun 14 1986, 3:33 AM EDT Att: 47,664 - Unknown			
Wally Backman, S (1, 4) OBP: 0.355, SLG: 0.388										4	1	2	1	0	0	0				
Keith Hernandez, L (1, 3) OBP: 0.411, SLG: 0.441										4	0	1	1	0	0	1				
Darryl Strawberry, L (1, 9) OBP: 0.374, SLG: 0.503										3	0	1	0	1	0	0				
Ray Knight, R (1, 5) OBP: 0.383, SLG: 0.526										3	1	0	0	1	1	3				
Danny Heep, L (1, 7) OBP: 0.402, SLG: 0.474										2	1	0	0	2	0	0				
Ed Hearn, R (1, 2) OBP: 0.333, SLG: 0.375										3	0	1	0	1	1	2				
Rafael Santana, R (1, 6) OBP: 0.230, SLG: 0.184										2	1	0	0	2	0	4				
Sid Fernandez, L (1, 1) OBP: 0.194, SLG: 0.138										3	0	1	0	0	1	3				
Inning Stats	R: 0 E: 0 K: 0 S: 3	H: 0 LOB: 0 BB: 0 P: 3	R: 0 E: 0 K: 1 S: 5	H: 0 LOB: 0 BB: 0 P: 5	R: 0 E: 0 K: 0 S: 3	H: 1 LOB: 0 BB: 0 P: 3	R: 5 E: 0 K: 2 S: 11	H: 4 LOB: 2 BB: 3 P: 23	R: 0 E: 0 K: 0 S: 4	H: 2 LOB: 2 BB: 0 P: 4	R: 0 E: 0 K: 0 S: 3	H: 0 LOB: 0 BB: 0 P: 3	R: 0 E: 0 K: 0 S: 2	H: 0 LOB: 2 BB: 3 P: 14	R: 0 E: 0 K: 0 S: 2	H: 0 LOB: 2 BB: 3 P: 14	1B: 6 2B: 1 3B: 0 HR: 0	SF: 0 SAC: 0 DP: 2 HBP: 0	WP: 2 PB: 0 SB: 1 CS: 0	PA: 35
PITCHER Mike Bielecki, R (1, 1) ERA: 5.4 Larry McWilliams, L (5, 1) ERA: 5.55 Jim Winn, R (6, 1) ERA: 3.62 Don Robinson, R (8, 1) ERA: 6.75	IP: 4.2 WLS: L BF: 20 H: 5 R: 3 ER: 3 SO: 3 BB: 4 IBB: 0 HBP: 0 BLK: 0 WP: 1 HR: 0 S: 22 P: 38 ERA: 5.79 WHIP: 1.500															PITCHER				



Batter	1	2	3	4	5	6	7	8	9	AB	R	H	RBI	BB	SO	LOB	TOP										
Barry Bonds, L (1,8) OBP: 0.410, SLG: 0.529	G3		K		G3		K			4	0	0	0	0	2	3	Pittsburgh Pirates @ New York Mets Shea Stadium, Flushing, NY Sun Jun 15 1986, 3:38 AM EDT Att: 41,847 - Unknown										
Joe Orsulak, L (1,9) OBP: 0.395, SLG: 0.345	4-3				F9		6-3			4	1	1	1	0	0	1											
Bill Almon, R (1,6) OBP: 0.342, SLG: 0.450 Johnny Ray, S (7,PH) OBP: 0.387, SLG: 0.418 Don Robinson, R (7,1)	4-3				5-3		6-3			3	0	0	0	0	0	1											
Sid Bream, L (1,3) OBP: 0.355, SLG: 0.497		FC6-4 BB			4-3		4-3		G3	3	0	0	0	1	0	1											
R.J. Reynolds, S (1,7) OBP: 0.374, SLG: 0.490		FC6-4 S 1-2f			1B 1B		FC6-4 1B		K2 BB	3	1	2	0	1	0	1											
Jim Morrison, R (1,5) OBP: 0.312, SLG: 0.428		F9			SH1-4 1B 1-3		FC6-4 1-2f		K2 1-2f	4	1	1	0	0	1	3											
Junior Ortiz, R (1,2) OBP: 0.354, SLG: 0.400		F9 1-2			4-3 SH1-4 1B 1-2 3-H		1B 2B		4-3	4	1	2	1	0	0	1											
Sam Khalifa, R (1,4) OBP: 0.293, SLG: 0.248					3-1				6-3	2	1	1	0	0	0	0											
Tony Peña, R (9,PH) OBP: 0.330, SLG: 0.356					SH1-4 1-2 2-3		2B 6-3 1B		6-3	1	0	0	0	0	0	0											
Bob Kipper, R (1,1) Lee Mazzilli, S (5,PH) OBP: 0.404, SLG: 0.269 Cecilio Guante, R (5,1) Mike Diaz, R (7,PH) OBP: 0.326, SLG: 0.350					6-3		4-3 2-3 3-H		6-3 K	1	0	0	0	0	0	0											
Inning Stats	R: 0 E: 0 K: 0 S: 3	H: 0 LOB: 0 BB: 0 P: 3	R: 0 E: 0 K: 0 S: 3	H: 0 LOB: 1 BB: 1 P: 7	R: 0 E: 0 K: 1 S: 5	H: 0 LOB: 0 BB: 0 P: 5	R: 0 E: 0 K: 0 S: 3	H: 0 LOB: 0 BB: 0 P: 3	R: 2 E: 0 K: 0 S: 6	H: 3 LOB: 1 BB: 0 P: 6	R: 1 E: 0 K: 0 S: 5	H: 2 LOB: 1 BB: 0 P: 5	R: 2 E: 0 K: 1 S: 8	H: 3 LOB: 1 BB: 0 P: 8	R: 0 E: 0 K: 1 S: 4	H: 0 LOB: 0 BB: 1 P: 8	R: 0 E: 0 K: 1 S: 5	H: 0 LOB: 0 BB: 0 P: 5	1B: 7 2B: 2 3B: 0 HR: 0	SF: 0 SAC: 1 DP: 1 HBP: 0	WP: 1 PB: 0 SB: 1 CS: 0	PA: 36					
PITCHER	IP	WLS	BF	H	R	ER	SO	BB	IBB	HBP	BLK	WP	HR	S	P	ERA	WHIP										
Rick Aguilera, R (1,1) ERA: 6.27	5.1	W	21	4	3	3	1	1	0	0	0	0	0	22	26	5.06	0.938										
Randy Niemann, L (6,1) ERA: 4.42	1.1		8	4	2	2	1	0	0	0	0	1	0	10	10	13.50	3.000										
Roger McDowell, R (7,1) ERA: 2.19	2.1	S	7	0	0	0	2	1	0	0	0	0	0	10	14	0.00	0.429										

Batter	1	2	3	4	5	6	7	8	9	AB	R	H	RBI	BB	SO	LOB	BOTTOM										
Mookie Wilson, S (1,8) OBP: 0.350, SLG: 0.491	F7		HR		G3		1B		FC4-2	5	1	2	2	0	0	4	Pittsburgh Pirates @ New York Mets Shea Stadium, Flushing, NY Sun Jun 15 1986, 3:38 AM EDT Att: 41,847 - Unknown										
Tim Lincecum, R (1,4) OBP: 0.313, SLG: 0.371	F7		K		BB		1B		SF8	4	0	2	2	0	1	0											
Kevin Mitchell, R (1,9) OBP: 0.362, SLG: 0.515	F7		F4		BB		F4		F8	4	0	0	0	1	0	4											
Gary Carter, R (1,3) OBP: 0.339, SLG: 0.451 Lenny Dykstra, L (7,PR) OBP: 0.400, SLG: 0.435		FC5-4 1B			6-3		CS BB			3	1	2	1	1	0	2											
George Foster, R (1,7) OBP: 0.339, SLG: 0.507 Keith Hernandez, L (8,3) OBP: 0.412, SLG: 0.444		FC5-4 1-2f			F6		1B HR 2B		F9	4	1	1	0	0	0	2											
Ray Knight, R (1,5) OBP: 0.374, SLG: 0.510		F8			6-3		HR 1B		K	4	1	1	0	0	1	2											
Ed Hearn, R (1,2) OBP: 0.355, SLG: 0.500		F7			F4		HR		1B 1B	4	1	2	3	0	0	1											
Rafael Santana, R (1,6) OBP: 0.233, SLG: 0.189					HR		1B		FC4-2 SF8 1B	4	3	2	0	0	0	0											
Rick Aguilera, R (1,1) OBP: 0.250, SLG: 0.455 Randy Niemann, L (6,1) OBP: 0.400, SLG: 0.250 Roger McDowell, R (7,1) OBP: 0.444, SLG: 0.375					K		SH1-3 1B		FC4-2 1B	1	0	0	0	0	1	1											
Inning Stats	R: 0 E: 0 K: 0 S: 3	H: 0 LOB: 0 BB: 0 P: 3	R: 0 E: 0 K: 0 S: 4	H: 1 LOB: 1 BB: 0 P: 4	R: 2 E: 0 K: 2 S: 9	H: 2 LOB: 0 BB: 0 P: 9	R: 1 E: 0 K: 0 S: 4	H: 1 LOB: 0 BB: 0 P: 4	R: 1 E: 1 K: 0 S: 5	H: 1 LOB: 2 BB: 1 P: 9	R: 3 E: 0 K: 0 S: 8	H: 6 LOB: 2 BB: 0 P: 8	R: 0 E: 0 K: 1 S: 4	H: 0 LOB: 1 BB: 1 P: 8	R: 1 E: 0 K: 0 S: 6	H: 3 LOB: 2 BB: 0 P: 6		1B: 10 2B: 1 3B: 0 HR: 3	SF: 1 SAC: 1 DP: 0 HBP: 0	WP: 0 PB: 0 SB: 0 CS: 1	PA: 39						
PITCHER	IP	WLS	BF	H	R	ER	SO	BB	IBB	HBP	BLK	WP	HR	S	P	ERA	WHIP										
Bob Kipper, L (1,1) ERA: 4.59	4.0	L	16	4	3	3	2	0	0	0	0	0	2	20	20	6.75	1.000										
Cecilio Guante, R (5,1) ERA: 2.92	2.0		14	7	4	3	0	1	0	0	0	0	1	13	17	13.50	4.000										
Don Robinson, R (7,1) ERA: 6.35	2.0		9	3	1	1	1	1	0	0	0	0	0	10	14	4.50	2.000										



Batter	1	2	3	4	5	6	7	8	9	10	AB	R	H	RBI	BB	SO	LOB	TOP	
Mookie Wilson, S OBP: 0.344, SLG: 0.478 (7, 7)	K		K			F8				K	5	0	1	0	0	3	0		
Wally Backman, S OBP: 0.374, SLG: 0.412 (1, 4)	5-3			2B			K			1B	5	1	3	0	0	1	2		
Keith Hernandez, L OBP: 0.412, SLG: 0.438 (1, 3)				6-3		F2				1B	3	1	0	0	2	1	2		
Darryl Strawberry, L OBP: 0.385, SLG: 0.517 (1, 9)	K									BB	3	1	2	1	2	1	1		
Gary Carter, R OBP: 0.340, SLG: 0.444 (1, 2)										1B	3	0	0	0	2	1	5		
George Foster, R OBP: 0.338, SLG: 0.500 Lenny Dykstra, L OBP: 0.401, SLG: 0.436 (7, PR) (7, 8)	F4			9-2						L6	2	0	0	0	1	0	4		
Ray Knight, R OBP: 0.366, SLG: 0.498 (1, 5)	G4-6-3									1B	2	1	1	2	0	0	1		
Rafael Santana, R OBP: 0.227, SLG: 0.184 (1, 6)			5-3								5	0	0	0	0	1	3		
Ron Darling, R OBP: 0.111, SLG: 0.059 Roger McDowell, R OBP: 0.444, SLG: 0.375 Danny Heep, L OBP: 0.402, SLG: 0.457 Doug Sisk, R (9, PH) (9, 1)	1-3									K	4	0	0	0	0	1	2		
Inning Stats	R: 0 E: 0 K: 2 S: 7	H: 0 LOB: 1 BB: 1 P: 11	R: 0 E: 0 K: 0 S: 2	H: 0 LOB: 0 BB: 1 P: 6	R: 0 E: 0 K: 1 S: 5	H: 0 LOB: 0 BB: 0 P: 5	R: 0 E: 0 K: 0 S: 3	H: 1 LOB: 2 BB: 2 P: 11	R: 0 E: 0 K: 1 S: 5	H: 0 LOB: 0 BB: 0 P: 5	R: 0 E: 0 K: 2 S: 8	H: 1 LOB: 1 BB: 0 P: 8	R: 0 E: 0 K: 1 S: 5	H: 0 LOB: 0 BB: 0 P: 5	R: 3 E: 1 K: 2 S: 10	H: 3 LOB: 1 BB: 1 P: 14	1B: 4 2B: 4 3B: 0 HR: 0	SF: 0 SAC: 0 DP: 2 HBP: 0	WP: 1 PA: 43
PITCHER	IP WLS BF H R ER SO	IP WLS BF H R ER SO	IP WLS BF H R ER SO	IP WLS BF H R ER SO	IP WLS BF H R ER SO	IP WLS BF H R ER SO	IP WLS BF H R ER SO	IP WLS BF H R ER SO	IP WLS BF H R ER SO	IP WLS BF H R ER SO	IP WLS BF H R ER SO	IP WLS BF H R ER SO	IP WLS BF H R ER SO	IP WLS BF H R ER SO	IP WLS BF H R ER SO	IP WLS BF H R ER SO	ERA WHIP	ERA WHIP	
Jay Tibbs, R ERA: 3.12	7.0	0.1	2	1	0	0	1	0	0	0	0	0	0	0	0	0	0	0.00	3.000
Bob McClure, L ERA: 3.32	0.1	5	0	0	0	2	0	0	0	0	0	0	0	0	0	0	0	0.00	0.000
Tim Burke, R ERA: 2.06	1.2	L	7	3	3	2	2	1	0	0	0	0	0	0	0	0	0	18.00	4.000
Jeff Reardon, R ERA: 2.91	10.1																		

New York Mets @ Montreal Expos
Olympic Stadium, Montreal, QB
Mon Jun 16 1986, 7:05 PM EDT
Att. 16,347 - Unknown

livebaseballscorecards.com

AB 36
R 4
H 7
RBI 3
BB 7
SO 10
LOB 21



Batter	1	2	3	4	5	6	7	8	9	10	AB	R	H	RBI	BB	SO	LOB	BOTTOM			
Herm Winstanley, L OBP: 0.306, SLG: 0.411 (1, 8)	F8		4-3			K	F8			K	5	0	1	0	0	2	5				
Mitch Webster, S OBP: 0.342, SLG: 0.381 (1, 9)	F8			K		1B				K	5	0	1	0	0	2	3				
Tim Raines, S OBP: 0.413, SLG: 0.502 (1, 7)				3-1						1B	3	1	1	0	2	0	0				
Hubie Brooks, R OBP: 0.353, SLG: 0.638 (1, 6)	CS					K				1B	3	0	1	0	2	1	2				
Tim Wallach, R OBP: 0.345, SLG: 0.486 (1, 5)						F6				1B	4	0	1	1	0	1	4				
Andres Galaraga, R OBP: 0.333, SLG: 0.429 (1, 3)			K							FC6-4	4	0	0	0	1	1	3				
Vance Law, R OBP: 0.298, SLG: 0.320 Al Newman, S OBP: 0.333, SLG: 0.267 (9, PR) (10, 4)	F9					K				1B	2	0	0	0	1	1	0				
Dann Bilardello, R OBP: 0.261, SLG: 0.317 Mike Fitzgerald, R OBP: 0.349, SLG: 0.425 (8, 2)										BB	1	0	1	0	1	0	0				
Jay Tibbs, R OBP: 0.185, SLG: 0.180 Wayne Krizanich, L OBP: 0.388, SLG: 0.444 Bob McClure, R OBP: 0.388, SLG: 0.444 Tim Burke, R OBP: 0.388, SLG: 0.444 Casey Candaele, S OBP: 0.388, SLG: 0.444 Jeff Reardon, R (10, 1)	FC3-6					K				1B	2	0	0	0	0	1	2				
Inning Stats	R: 0 E: 0 K: 0 S: 2	H: 1 LOB: 0 BB: 1 P: 6	R: 0 E: 0 K: 1 S: 4	H: 0 LOB: 0 BB: 1 P: 8	R: 0 E: 0 K: 0 S: 3	H: 0 LOB: 1 BB: 1 P: 7	R: 0 E: 0 K: 2 S: 7	H: 0 LOB: 1 BB: 1 P: 11	R: 0 E: 0 K: 2 S: 8	H: 1 LOB: 1 BB: 0 P: 8	R: 0 E: 0 K: 1 S: 5	H: 0 LOB: 2 BB: 2 P: 9	R: 1 E: 0 K: 0 S: 4	H: 2 LOB: 1 BB: 1 P: 8	R: 0 E: 0 K: 2 S: 8	H: 1 LOB: 1 BB: 1 P: 12	R: 0 E: 0 K: 0 S: 3	H: 0 LOB: 1 BB: 0 P: 4	1B: 6 2B: 1 3B: 0 HR: 0	SF: 0 SAC: 1 DP: 2 HBP: 1	WP: 0 PA: 43
PITCHER	IP WLS BF H R ER SO	IP WLS BF H R ER SO	IP WLS BF H R ER SO	IP WLS BF H R ER SO	IP WLS BF H R ER SO	IP WLS BF H R ER SO	IP WLS BF H R ER SO	IP WLS BF H R ER SO	IP WLS BF H R ER SO	IP WLS BF H R ER SO	IP WLS BF H R ER SO	IP WLS BF H R ER SO	IP WLS BF H R ER SO	IP WLS BF H R ER SO	IP WLS BF H R ER SO	IP WLS BF H R ER SO	ERA WHIP	ERA WHIP			
Ron Darling, R ERA: 3.59	7.0	1.0	5	2	1	1	0	1	0	0	0	0	0	0	0	0	0	9.00	3.000		
Roger McDowell, R ERA: 2.32	1.0	2.0	W	9	1	0	0	2	1	0	1	0	1	0	0	0	0	0.00	1.000		
Doug Sisk, R ERA: 1.42	2.0																				

New York Mets @ Montreal Expos
Olympic Stadium, Montreal, QB
Mon Jun 16 1986, 7:05 PM EDT
Att. 16,347 - Unknown

livebaseballscorecards.com

AB 32
R 1
H 7
RBI 1
BB 8
SO 10
LOB 23



Batter	1	2	3	4	5	6	7	8	9	AB	R	H	RBI	BB	SO	LOB	TOP									
Mookie Wilson, S OBP: 0.349, SLG: 0.479										4	1	2	0	0	2	0	<p>New York Mets @ Montreal Expos Olympic Stadium, Montreal, QB Tue Jun 17 1986, 7:05 PM EDT Att: 20,193 - Unknown</p>									
Kevin Mitchell, R OBP: 0.367, SLG: 0.524										4	1	2	1	0	0	0										
Keith Hernandez, L OBP: 0.405, SLG: 0.430										4	0	0	0	0	1	2										
Gary Carter, R OBP: 0.339, SLG: 0.443										3	0	1	1	0	1	0										
Darryl Strawberry, L OBP: 0.381, SLG: 0.505										4	0	0	0	0	3	1										
George Foster, R OBP: 0.331, SLG: 0.487										4	0	0	0	0	1	1										
Ray Knight, R OBP: 0.365, SLG: 0.495										3	0	1	0	0	1	0										
Tim Teufel, R OBP: 0.321, SLG: 0.378										3	0	2	0	0	0	1										
Bruce Berenyi, R Doug Sisk, R Ed Hearn, R Randy Niemann, L										1	0	0	0	0	1	1	<p>AB 31 R 2 H 8 RBI 2 BB 0 SO 11 LOB 6</p>									
Inning Stats	R: 2 E: 0 K: 1 S: 7	H: 2 LOB: 0 BB: 0 P: 7	R: 0 E: 0 K: 3 S: 10	H: 1 LOB: 1 BB: 0 P: 10	R: 0 E: 0 K: 1 S: 5	H: 0 LOB: 0 BB: 0 P: 5	R: 0 E: 0 K: 2 S: 7	H: 0 LOB: 0 BB: 0 P: 7	R: 0 E: 0 K: 0 S: 4	H: 2 LOB: 2 BB: 0 P: 4	R: 0 E: 0 K: 0 S: 3	H: 0 LOB: 0 BB: 0 P: 3	R: 0 E: 1 K: 0 S: 4	H: 1 LOB: 1 BB: 0 P: 4	R: 0 E: 0 K: 3 S: 10	H: 1 LOB: 1 BB: 0 P: 10		R: 0 E: 0 K: 1 S: 5	H: 1 LOB: 0 BB: 0 P: 5	1B: 7 2B: 1 3B: 0 HR: 0	SF: 1 SAC: 1 DP: 1 HBP: 0	WP: 1 PB: 0 SB: 0 CS: 0	PA: 33			
PITCHER	IP	WLS	BF	H	R	ER	SO	BB	IBB	HBP	BLK	WP	HR	S	P	ERA		WHIP								
Joe Hesketh, L ERA: 5.86	(1, 1)	8.1	W	32	8	2	2	11	0	0	0	0	0	54	54	2.16		0.960								
Tim Burke, R ERA: 2.04	(9, 1)	0.2	S	1	0	0	0	0	0	0	0	0	0	1	1	0.00		0.000								

Batter	1	2	3	4	5	6	7	8	9	AB	R	H	RBI	BB	SO	LOB	BOTTOM									
Mitch Webster, S OBP: 0.345, SLG: 0.379										1	1	0	1	2	0	1	<p>New York Mets @ Montreal Expos Olympic Stadium, Montreal, QB Tue Jun 17 1986, 7:05 PM EDT Att: 20,193 - Unknown</p>									
Vance Law, R OBP: 0.307, SLG: 0.326										3	1	2	1	1	0	0										
Tim Raines, S OBP: 0.410, SLG: 0.498										4	1	1	0	0	1	3										
Hubie Brooks, R OBP: 0.390, SLG: 0.628										3	0	0	0	1	1	2										
Tim Wallach, R OBP: 0.347, SLG: 0.486										3	0	1	1	1	0	1										
Wayne Krenchicki, L OBP: 0.302, SLG: 0.429 Andres Galarraga, R OBP: 0.333, SLG: 0.429										2	0	0	0	2	0	4										
Herm Winningham, L OBP: 0.305, SLG: 0.400										3	0	0	0	1	1	1										
Mike Fitzgerald, R OBP: 0.361, SLG: 0.431										3	1	2	1	1	0	0										
Joe Hesketh, R Tim Burke, R										4	0	0	0	0	4	5	<p>AB 26 R 4 H 6 RBI 4 BB 9 SO 7 LOB 17</p>									
Inning Stats	R: 1 E: 0 K: 2 S: 7	H: 1 LOB: 0 BB: 1 P: 11	R: 0 E: 0 K: 0 S: 2	H: 0 LOB: 0 BB: 1 P: 6	R: 1 E: 0 K: 1 S: 6	H: 1 LOB: 0 BB: 0 P: 6	R: 1 E: 0 K: 1 S: 6	H: 1 LOB: 3 BB: 3 P: 18	R: 0 E: 0 K: 0 S: 2	H: 0 LOB: 3 BB: 4 P: 18	R: 0 E: 0 K: 1 S: 6	H: 1 LOB: 1 BB: 0 P: 6	R: 1 E: 0 K: 0 S: 5	H: 2 LOB: 1 BB: 0 P: 5	R: 0 E: 0 K: 2 S: 7	H: 0 LOB: 0 BB: 0 P: 7		1B: 6 2B: 0 3B: 0 HR: 0	SF: 1 SAC: 0 DP: 0 HBP: 0	WP: 2 PB: 1 SB: 4 CS: 3	PA: 37					
PITCHER	IP	WLS	BF	H	R	ER	SO	BB	IBB	HBP	BLK	WP	HR	S	P	ERA		WHIP								
Bruce Berenyi, R ERA: 5.87	(1, 1)	4.0	L	20	3	3	3	4	7	0	0	0	0	21	49	6.75		2.500								
Doug Sisk, R ERA: 1.72	(5, 1)	3.0		13	3	1	1	1	2	0	0	0	0	13	21	3.00		1.667								
Randy Niemann, L ERA: 4.19	(8, 1)	1.0		3	0	0	0	2	0	0	0	0	0	7	7	0.00		0.000								

Batter	1	2	3	4	5	6	7	8	9	AB	R	H	RBI	BB	SO	LOB	TOP					
Lenny Dykstra, L OBP: 0.401, SLG: 0.431 (1, 8)										4	0	1	1	1	1	1						
Wally Backman, S OBP: 0.388, SLG: 0.421 (1, 4)										4	0	3	0	1	1	1						
Keith Hernandez, L OBP: 0.398, SLG: 0.420 (1, 3)										5	0	0	0	0	1	6						
Darryl Strawberry, L OBP: 0.386, SLG: 0.519 (1, 9)											3	1	1	1	2	0	1					
Gary Carter, R OBP: 0.336, SLG: 0.451 (1, 2)											5	1	1	1	0	1	4					
Danny Heep, L OBP: 0.406, SLG: 0.464 Jesse Orosco, R (7, 1)											3	0	1	0	1	0	4					
Randy Niemann, L OBP: 0.400, SLG: 0.250 Tim Teufel, R OBP: 0.319, SLG: 0.375 (8, 1)											0	0	0	0	0	0	0					
Kevin Mitchell, R OBP: 0.368, SLG: 0.514 (1, 5)											4	1	1	0	1	0	1					
Rafael Santana, R OBP: 0.227, SLG: 0.180 (1, 6)										3	0	0	0	1	0	4						
Dwight Gooden, R OBP: 0.108, SLG: 0.162 Mookie Wilson, S OBP: 0.354, SLG: 0.492 (1, 1)											3	0	0	0	0	0	3					
Inning Stats	R: 0 E: 0 K: 1 S: 6	H: 1 LOB: 1 BB: 0 P: 6	R: 0 E: 0 K: 0 S: 4	H: 1 LOB: 1 BB: 0 P: 4	R: 0 E: 1 K: 0 S: 4	H: 1 LOB: 1 BB: 0 P: 4	R: 0 E: 0 K: 0 S: 4	H: 1 LOB: 2 BB: 1 P: 8	R: 0 E: 0 K: 0 S: 3	H: 0 LOB: 1 BB: 1 P: 7	R: 1 E: 0 K: 0 S: 3	H: 1 LOB: 2 BB: 3 P: 15	R: 0 E: 0 K: 2 S: 8	H: 1 LOB: 3 BB: 2 P: 16	R: 2 E: 2 K: 1 S: 8	H: 2 LOB: 1 BB: 0 P: 8	R: 1 E: 0 K: 0 S: 4	H: 1 LOB: 0 BB: 0 P: 4	1B: 5 2B: 2 3B: 0 HR: 2	SF: 0 SAC: 0 DP: 2 HBP: 0	WP: 0 PB: 0 SB: 1 CS: 0	PA: 43
PITCHER	IP WLS BF H R ER SO BB IBB HBP BLK WP HR S P ERA WHIP																					
Floyd Youmans, R ERA: 4.46 (1, 1)	5.1 W 26 5 1 1 1 1 5 0 0 0 0 0 1 23 43 1.69 1.875																					
Tim Burke, R ERA: 2.01 (6, 1)	0.2 3 1 0 0 0 0 1 0 0 0 0 0 0 2 6 0.00 3.000																					
Bob McClure, L ERA: 3.26 (7, 1)	0.1 2 0 0 0 1 1 0 0 0 0 0 0 0 3 7 0.00 3.000																					
Jeff Reardon, R ERA: 3.12 (7, 1)	2.2 S 12 3 3 2 2 0 0 0 0 0 0 1 16 16 6.75 1.125																					

New York Mets @ Montreal Expos
Olympic Stadium, Montreal, QB
Wed Jun 18 1986, 7:05 PM EDT
Att: 22,026 - Unknown

AB 36
R 4
H 9
RBI 4
BB 7
SO 4
LOB 25



Batter	1	2	3	4	5	6	7	8	9	AB	R	H	RBI	BB	SO	LOB	BOTTOM			
Mitch Webster, S OBP: 0.346, SLG: 0.385 (1, 9)										5	1	2	0	0	0	3				
Vance Law, R OBP: 0.304, SLG: 0.328 (1, 4)										5	1	1	1	0	1	4				
Tim Raines, S OBP: 0.413, SLG: 0.502 (1, 7)										2	1	1	1	1	0	0				
Hubie Brooks, R OBP: 0.392, SLG: 0.622 (1, 6)										2	1	0	0	2	0	3				
Tim Wallach, R OBP: 0.350, SLG: 0.516 (1, 5)										3	2	2	5	0	0	0				
Wayne Krenchicki, L OBP: 0.303, SLG: 0.424 Andres Galarraga, R OBP: 0.332, SLG: 0.427 (1, 3)										3	0	1	0	0	0	1				
Herm Winningham, L OBP: 0.303, SLG: 0.390 (1, 8)										3	1	0	0	1	0	1				
Mike Fitzgerald, R OBP: 0.300, SLG: 0.417 (1, 2)										4	0	0	0	0	0	2				
Floyd Youmans, R OBP: 0.200, SLG: 0.192 Tim Burke, R (6, 1)										1	0	0	0	1	0	1				
Bob McClure, R (7, 1)										0	0	0	0	0	0	0				
Jeff Reardon, R (7, 1)										1	0	0	0	1	0	0				
Inning Stats	R: 2 E: 0 K: 0 S: 5	H: 2 LOB: 1 BB: 1 P: 9	R: 1 E: 1 K: 1 S: 6	H: 0 LOB: 3 BB: 3 P: 18	R: 1 E: 0 K: 0 S: 5	H: 2 LOB: 1 BB: 0 P: 5	R: 0 E: 0 K: 0 S: 3	H: 0 LOB: 0 BB: 0 P: 3	R: 0 E: 0 K: 0 S: 3	H: 0 LOB: 0 BB: 0 P: 3	R: 0 E: 0 K: 0 S: 3	H: 0 LOB: 1 BB: 1 P: 7	R: 3 E: 0 K: 0 S: 5	H: 2 LOB: 0 BB: 1 P: 9	R: 0 E: 0 K: 1 S: 6	H: 1 LOB: 1 BB: 0 P: 6	1B: 2 2B: 3 3B: 0 HR: 2	SF: 1 SAC: 1 DP: 0 HBP: 0	WP: 0 PB: 0 SB: 2 CS: 0	PA: 38
PITCHER	IP WLS BF H R ER SO BB IBB HBP BLK WP HR S P ERA WHIP																			
Dwight Gooden, R ERA: 2.58 (7, 1)	6.1 L 32 6 0 0 0 0 6 0 0 0 0 0 0 2 2 0.00 0.000																			
Jesse Orosco, L ERA: 2.2 (8, 1)	1.0 4 1 0 0 1 0 0 0 0 0 0 0 0 6 6 0.00 1.000																			
Randy Niemann, L ERA: 3.98 (8, 1)																				

New York Mets @ Montreal Expos
Olympic Stadium, Montreal, QB
Wed Jun 18 1986, 7:05 PM EDT
Att: 22,026 - Unknown

AB 30
R 7
H 7
RBI 7
BB 6
SO 2
LOB 15



Batter	1	2	3	4	5	6	7	8	9	AB	R	H	RBI	BB	SO	LOB	TOP										
Shawon Dunston, R OBP: 0.328, SLG: 0.469	K		F7		F6		F7		FC5-4 1B	5	0	1	1	0	1	1											
Gary Matthews, R OBP: 0.369, SLG: 0.390	F9				F9			E5 1B	FC5-4 1B	4	0	0	0	1	0	1											
23 Ryne Sandberg, R OBP: 0.337, SLG: 0.442	F8			WP SF9 1B				F9	F3	4	1	1	0	1	0	2											
Keith Moreland, R OBP: 0.337, SLG: 0.391		K		SF9 1B WP						3	1	1	0	1	1	2											
Jody Davis, R OBP: 0.308, SLG: 0.432		F9								3	0	1	0	1	0	0											
Leon Durham, L OBP: 0.342, SLG: 0.407		F6			SF9					3	0	0	1	0	2	3											
Ron Cey, R OBP: 0.358, SLG: 0.479			F2							4	0	1	1	0	1	3											
Jerry Mumphy, S OBP: 0.364, SLG: 0.353										3	0	1	0	1	0	0											
Scott Sanderson, R OBP: 0.087, SLG: 0.045										1	0	0	0	0	1	0											
Davey Lopes, R OBP: 0.402, SLG: 0.430										1	0	0	0	0	0	0											
Ray Fontenot, L OBP: 1.000, SLG: 1.000										0	0	0	0	0	0	0											
Jay Baller, R OBP: 0.387, SLG: 0.327										0	1	0	0	1	0	0											
Thad Bosley, L OBP: 0.387, SLG: 0.327										0	1	0	0	1	0	0											
Inning Stats	R: 0 E: 0 K: 1 S: 5	H: 0 LOB: 0 BB: 0 P: 5	R: 0 E: 0 K: 1 S: 5	H: 0 LOB: 0 BB: 0 P: 5	R: 0 E: 0 K: 0 S: 3	H: 3 LOB: 1 BB: 1 P: 7	R: 2 E: 0 K: 0 S: 5	H: 3 LOB: 2 BB: 2 P: 13	R: 0 E: 0 K: 2 S: 7	H: 0 LOB: 0 BB: 0 P: 7	R: 0 E: 0 K: 0 S: 3	H: 0 LOB: 0 BB: 0 P: 3	R: 0 E: 1 K: 1 S: 8	H: 2 LOB: 2 BB: 0 P: 8	R: 1 E: 0 K: 0 S: 4	H: 1 LOB: 1 BB: 1 P: 8	1B: 6 2B: 0 3B: 0 HR: 0	SF: 1 SAC: 1 DP: 0 HBP: 0	WP: 1 PB: 0 SB: 0 CS: 0	PA: 39							
PITCHER	IP	WLS	BF	H	R	ER	SO	BB	IBB	HBP	BLK	WP	HR	S	P	ERA	WHIP										
Sid Fernandez, L ERA: 3.12	7.0	W	28	3	2	2	5	4	1	0	0	1	0	33	53	2.57	1.000										
Roger McDowell, R ERA: 2.4	2.0		11	3	1	1	1	1	0	0	1	0	0	12	16	4.50	2.000										

Chicago Cubs @ New York Mets
Shea Stadium, Flushing, NY
Fri Jun 20 1986, 7:05 PM EDT
Att: 44,817 - Unknown

AB	31
R	3
H	6
RBI	3
BB	6
SO	6
LOB	12



Batter	1	2	3	4	5	6	7	8	9	AB	R	H	RBI	BB	SO	LOB	BOTTOM										
Mookie Wilson, S OBP: 0.348, SLG: 0.480	K				F8					5	1	1	0	0	1	2											
Wally Backman, S OBP: 0.387, SLG: 0.420										3	1	1	0	0	0	0											
Tim Teufel, R OBP: 0.321, SLG: 0.385	4-3									2	1	1	1	0	1	0											
Keith Hernandez, L OBP: 0.399, SLG: 0.435	F7									4	1	2	2	0	0	1											
Darryl Strawberry, L OBP: 0.388, SLG: 0.513										2	1	0	0	2	1	2											
Gary Carter, R OBP: 0.339, SLG: 0.469										3	1	2	4	0	0	1											
Rafael Santana, R OBP: 0.227, SLG: 0.180										0	0	0	0	0	0	0											
George Foster, R OBP: 0.330, SLG: 0.478										3	0	0	0	1	1	2											
Roger McDowell, R OBP: 0.444, SLG: 0.375										0	0	0	0	0	0	0											
Ray Knight, R OBP: 0.363, SLG: 0.500										4	1	1	0	0	1	1											
Kevin Mitchell, R OBP: 0.376, SLG: 0.523										2	1	1	0	1	0	0											
Lenny Dykstra, L OBP: 0.399, SLG: 0.429										1	0	0	0	0	0	0											
Sid Fernandez, L OBP: 0.188, SLG: 0.133										1	0	0	0	0	1	0											
Ed Hearn, R OBP: 0.364, SLG: 0.600										1	2	1	1	0	0	0											
Inning Stats	R: 0 E: 0 K: 1 S: 5	H: 0 LOB: 0 BB: 0 P: 5	R: 0 E: 0 K: 0 S: 2	H: 0 LOB: 0 BB: 1 P: 6	R: 0 E: 0 K: 2 S: 7	H: 0 LOB: 0 BB: 0 P: 7	R: 2 E: 0 K: 2 S: 10	H: 3 LOB: 1 BB: 0 P: 10	R: 0 E: 0 K: 0 S: 4	H: 1 LOB: 1 BB: 0 P: 4	R: 1 E: 0 K: 0 S: 5	H: 2 LOB: 1 BB: 0 P: 5	R: 6 E: 1 K: 0 S: 7	H: 3 LOB: 1 BB: 3 P: 19	R: 1 E: 0 K: 1 S: 6	H: 1 LOB: 0 BB: 0 P: 6	1B: 4 2B: 2 3B: 1 HR: 3	SF: 1 SAC: 2 DP: 1 HBP: 0	WP: 1 PB: 0 SB: 0 CS: 0	PA: 38							
PITCHER	IP	WLS	BF	H	R	ER	SO	BB	IBB	HBP	BLK	WP	HR	S	P	ERA	WHIP										
Scott Sanderson, R ERA: 4.13	6.0	L	24	6	3	3	3	1	0	0	0	1	0	3	7	81.00	6.000										
Ray Fontenot, L ERA: 2.07	0.1		4	1	3	3	0	1	0	0	0	1	0	3	7	81.00	6.000										
Jay Baller, R ERA: 4.89	1.2		10	3	4	3	1	1	1	0	0	0	2	10	18	16.20	2.400										

Chicago Cubs @ New York Mets
Shea Stadium, Flushing, NY
Fri Jun 20 1986, 7:05 PM EDT
Att: 44,817 - Unknown

AB	31
R	10
H	10
RBI	8
BB	4
SO	6
LOB	9



Batter	1	2	3	4	5	6	7	8	9	AB	R	H	RBI	BB	SO	LOB	TOP								
Davey Lopes, R OBP: 0.416, SLG: 0.486 (1, 7)										4	3	3	1	1	0	0	Chicago Cubs @ New York Mets Shea Stadium, Flushing, NY Sat Jun 21 1986, 3:33 AM EDT Att: 42,566 - Unknown								
Shawn Dunston, R OBP: 0.330, SLG: 0.469 (1, 6)										4	1	1	1	1	1	1									
23 Ryne Sandberg, R OBP: 0.334, SLG: 0.449 (1, 4)										5	1	1	1	0	0	3									
Keith Moreland, R OBP: 0.345, SLG: 0.409 (1, 9)										4	2	3	2	1	0	1									
Jody Davis, R OBP: 0.306, SLG: 0.427 Dave Martinez, L (9, PR) (9, 8)										5	0	1	0	0	1	5									
Leon Durham, L OBP: 0.347, SLG: 0.421 (1, 3)										5	0	3	1	0	0	1									
Jerry Mumphrey, S OBP: 0.365, SLG: 0.350 Steve Lake, R OBP: 0.412, SLG: 0.438 (9, 2)										4	0	1	0	1	0	3									
Chris Speier, R OBP: 0.311, SLG: 0.377 (1, 5)										4	0	0	1	1	1	3									
Dennis Eckersley, R OBP: 0.206, SLG: 0.400 Guy Hoffman, L (9, PH) Gary Matthews, R OBP: 0.267, SLG: 0.387 Ray Fontenot, L OBP: 0.251, SLG: 0.400 Ron Cey, R OBP: 0.356, SLG: 0.475 Lee Smith, R (9, 1)										3	0	0	0	0	2	1									
Inning Stats	R: 3 E: 0 K: 0 S: 7	H: 4 LOB: 1 BB: 0 P: 7	R: 1 E: 0 K: 1 S: 6	H: 1 LOB: 0 BB: 0 P: 6	R: 1 E: 0 K: 0 S: 5	H: 2 LOB: 1 BB: 0 P: 5	R: 1 E: 1 K: 2 S: 9	H: 1 LOB: 3 BB: 2 P: 17	R: 0 E: 0 K: 0 S: 4	H: 1 LOB: 1 BB: 0 P: 4	R: 0 E: 0 K: 1 S: 5	H: 0 LOB: 1 BB: 1 P: 9	R: 0 E: 1 K: 1 S: 6	H: 1 LOB: 2 BB: 1 P: 10	R: 0 E: 0 K: 0 S: 3	H: 0 LOB: 0 BB: 0 P: 3		R: 2 E: 0 K: 1 S: 7	H: 3 LOB: 1 BB: 1 P: 11	1B: 7 2B: 1 3B: 2 HR: 3	SF: 0 SAC: 0 DP: 0 HBP: 0	WP: 0 PB: 1 SB: 1 CS: 1	PA: 45		
PITCHER	IP	WLS	BF	H	R	ER	SO	BB	IBB	HBP	BLK	WP	HR	S	P	ERA	WHIP								
Bob Ojeda, L ERA: 2.79 (1, 1)	3.0		16	7	5	5	1	0	0	0	0	0	2	18	18	15.00	2.333								
Rick Aguilera, R ERA: 6.1 (4, 1)	1.0		7	1	1	0	2	2	0	0	0	0	0	9	17	0.00	3.000								
Doug Sisk, R ERA: 1.53 (5, 1)	2.0		8	1	0	0	1	1	0	0	0	0	0	9	13	0.00	1.000								
Randy Niemann, L ERA: 3.86 (7, 1)	0.2		4	1	0	0	1	1	0	0	0	0	0	5	9	0.00	3.000								
Bruce Berenyi, R ERA: 5.63 (7, 1)	1.1		4	0	0	0	0	0	0	0	0	0	0	4	4	0.00	0.000								

AB	40
R	8
H	13
RBI	7
BB	5
SO	6
LOB	22



Batter	1	2	3	4	5	6	7	8	9	AB	R	H	RBI	BB	SO	LOB	BOTTOM								
Mookie Wilson, S OBP: 0.350, SLG: 0.468 (1, 8)										3	0	0	1	2	1	1	Chicago Cubs @ New York Mets Shea Stadium, Flushing, NY Sat Jun 21 1986, 3:33 AM EDT Att: 42,566 - Unknown								
Wally Backman, S OBP: 0.386, SLG: 0.418 Tim Teufel, R OBP: 0.317, SLG: 0.379 (6, PH) (7, 4)										3	1	1	0	0	1	1									
Keith Hernandez, L OBP: 0.399, SLG: 0.432 (1, 3)										4	1	1	0	1	2	2									
Darryl Strawberry, L OBP: 0.384, SLG: 0.510 (1, 9)										5	0	1	1	0	3	3									
Gary Carter, R OBP: 0.336, SLG: 0.462 (1, 2)										3	1	0	1	1	1	2									
Danny Heep, L OBP: 0.410, SLG: 0.460 (1, 7)										3	2	1	0	1	0	1									
Ray Knight, R OBP: 0.363, SLG: 0.495 (1, 5)										2	1	0	0	1	1	0									
Kevin Mitchell, R OBP: 0.388, SLG: 0.549 (1, 6)										4	0	3	2	0	0	0									
Bob Ojeda, L ERA: 2.79 Rock Aguilera, R ERA: 6.1 George Frazier, R ERA: 4.56 Doug Sisk, R ERA: 1.53 Barry Lyons, R ERA: 3.86 Randy Niemann, L ERA: 5.63 Bruce Berenyi, R ERA: 5.63 Ray Fontenot, L ERA: 2.51 Lee Smith, R ERA: 2.68										1	0	0	0	0	0	0									
Inning Stats	R: 2 E: 0 K: 1 S: 7	H: 2 LOB: 1 BB: 1 P: 11	R: 0 E: 0 K: 2 S: 7	H: 0 LOB: 0 BB: 0 P: 7	R: 0 E: 0 K: 1 S: 6	H: 1 LOB: 1 BB: 0 P: 6	R: 3 E: 0 K: 1 S: 7	H: 2 LOB: 1 BB: 2 P: 15	R: 0 E: 0 K: 0 S: 3	H: 0 LOB: 0 BB: 0 P: 3	R: 1 E: 0 K: 0 S: 4	H: 1 LOB: 2 BB: 2 P: 12	R: 0 E: 0 K: 2 S: 7	H: 0 LOB: 0 BB: 0 P: 7	R: 0 E: 0 K: 0 S: 4	H: 1 LOB: 1 BB: 0 P: 4		R: 0 E: 1 K: 3 S: 10	H: 0 LOB: 2 BB: 1 P: 14	1B: 4 2B: 3 3B: 0 HR: 0	SF: 2 SAC: 1 DP: 0 HBP: 0	WP: 0 PB: 0 SB: 1 CS: 0	PA: 41		
PITCHER	IP	WLS	BF	H	R	ER	SO	BB	IBB	HBP	BLK	WP	HR	S	P	ERA	WHIP								
Dennis Eckersley, R ERA: 5.98 (1, 1)	5.2		27	6	6	6	5	4	0	0	1	0	0	1	5	0.00	3.000								
Guy Hoffman, L ERA: 4.56 (6, 1)	0.1		2	0	0	0	0	1	0	0	0	0	0	1	5	0.00	3.000								
Ray Fontenot, L ERA: 2.51 (7, 1)	2.0	W	7	1	0	0	2	0	0	0	0	0	0	11	11	0.00	0.500								
Lee Smith, R ERA: 2.68 (9, 1)	1.0	S	5	0	0	0	3	1	0	0	0	0	0	10	14	0.00	1.000								


AB	32
R	6
H	7
RBI	6
BB	6
SO	10
LOB	15



Batter	1	2	3	4	5	6	7	8	9	AB	R	H	RBI	BB	SO	LOB	TOP
Dave Martinez, L (1,8) Jay Baller, R (8,1)	F3		6-3			B3		F6		4	0	0	0	0	0	1	
Jerry Mumphrey, S (1,7) OBP: 0.363, SLG: 0.348 (8,8)	F7			4-3		23 F 23 BLK 4-3 1B		4-3		4	1	1	0	0	0	0	
23 Ryne Sandberg, R (1,4) OBP: 0.330, SLG: 0.442	F9			F7		E4 4-3			0-3 K	4	0	0	0	0	1	1	
Leon Durham, L (1,3) OBP: 0.345, SLG: 0.417		6-3			4-3 1B				0-3 K	4	0	1	1	0	0	1	
Keith Moreland, R (1,9) OBP: 0.344, SLG: 0.406	F7			K		6-3			0-3 FC6-4 1B	4	0	1	0	0	1	2	
Jody Davis, R (1,2) OBP: 0.301, SLG: 0.419	K				F7			F9	0-3 FC6-4 1-2	4	0	0	0	0	1	1	
Ron Cey, R (1,5) OBP: 0.362, SLG: 0.504						HR		F4		3	1	2	1	0	0	0	
Shawon Dunston, R (1,6) OBP: 0.326, SLG: 0.464			F8		F9			6-3		3	0	0	0	0	0	1	
Rick Sutcliffe, L (1,1) OBP: 0.206, SLG: 0.353 Ray Fontenot, L (7,1) OBP: 1.000, SLG: 1.000 George Frazier, R (7,1) Thad Bosley, L (8,PH) OBP: 0.381, SLG: 0.321 (8,7)			K		K			F8		2	0	0	0	0	2	1	
										0	0	0	0	0	0	0	
										1	0	0	0	0	0	0	
Inning Stats	R: 0 E: 0 K: 0 S: 3	H: 0 LOB: 0 BB: 0 P: 3	R: 0 E: 0 K: 1 S: 5	H: 0 LOB: 0 BB: 0 P: 5	R: 0 E: 0 K: 1 S: 6	H: 1 LOB: 1 BB: 0 P: 6	R: 0 E: 0 K: 1 S: 6	H: 1 LOB: 1 BB: 0 P: 6	R: 1 E: 0 K: 0 S: 5	H: 1 LOB: 1 BB: 0 P: 5	R: 0 E: 0 K: 0 S: 3	H: 0 LOB: 0 BB: 0 P: 3	R: 0 E: 0 K: 1 S: 6	H: 1 LOB: 1 BB: 0 P: 6	1B: 4 2B: 0 3B: 0 HR: 1	SF: 0 SAC: 0 DP: 0 HBP: 0	WP: 0 PA: 33 CS: 0
PITCHER Ron Darling, R (1,1) ERA: 3.34	IP: 9.0 WLS: W BF: 33 H: 5 R: 2 ER: 1 SO: 5 BB: 0 IBB: 0 HBP: 0 BLK: 1 WP: 0 HR: 1 S: 43 P: 43 ERA: 1.00 WHIP: 0.556																

Chicago Cubs @ New York Mets
Shea Stadium, Flushing, NY
Sun Jun 22 1986, 3:33 AM EDT
Att: 46,279 - Unknown


AB	33
R	2
H	5
RBI	2
BB	0
SO	5
LOB	8



Batter	1	2	3	4	5	6	7	8	9	AB	R	H	RBI	BB	SO	LOB	BOTTOM		
Lenny Dykstra, L (1,8) OBP: 0.396, SLG: 0.442	6-3				B5		G3			4	1	1	2	0	0	1			
Wally Backman, S (1,4) OBP: 0.389, SLG: 0.420				HR	K				1B WP 1B	4	1	2	0	0	2	1			
Keith Hernandez, L (1,3) OBP: 0.401, SLG: 0.433	F1		F7			BB 1B			WP 1B	4	0	2	0	0	0	1			
Darryl Strawberry, L (1,9) OBP: 0.381, SLG: 0.503	4-3		K					F6		3	0	0	0	1	1	3			
Gary Carter, R (1,2) OBP: 0.335, SLG: 0.456					6-3			F7		3	0	0	0	1	0	4			
George Foster, R (1,7) OBP: 0.331, SLG: 0.497 Mookie Wilson, S (8,FR) OBP: 0.350, SLG: 0.468 (9,7)										4	1	2	1	0	1	1			
										0	0	0	0	0	0	0			
Ray Knight, R (1,5) OBP: 0.357, SLG: 0.486										4	0	0	0	0	2	2			
Kevin Mitchell, R (1,6) OBP: 0.387, SLG: 0.539 Rafael Santana, R (7,6) OBP: 0.224, SLG: 0.177										2	0	0	0	1	0	1			
										1	0	0	0	0	0	2			
Ron Darling, R (1,1) OBP: 0.150, SLG: 0.105										4	1	2	0	0	1	3			
										1B: 7 2B: 0 3B: 0 HR: 2	SF: 0 SAC: 0 DP: 0 HBP: 0	WP: 1 PA: 36 CS: 0							
Inning Stats	R: 0 E: 0 K: 0 S: 4	H: 1 LOB: 1 BB: 0 P: 4	R: 0 E: 0 K: 2 S: 7	H: 0 LOB: 1 BB: 1 P: 11	R: 2 E: 0 K: 2 S: 9	H: 2 LOB: 0 BB: 0 P: 9	R: 1 E: 0 K: 1 S: 6	H: 1 LOB: 0 BB: 0 P: 6	R: 0 E: 0 K: 1 S: 7	H: 2 LOB: 3 BB: 1 P: 11	R: 0 E: 0 K: 0 S: 3	H: 0 LOB: 1 BB: 1 P: 7	R: 1 E: 0 K: 0 S: 5	H: 2 LOB: 1 BB: 0 P: 5	R: 0 E: 0 K: 1 S: 6	H: 1 LOB: 2 BB: 0 P: 6	1B: 7 2B: 0 3B: 0 HR: 2	SF: 0 SAC: 0 DP: 0 HBP: 0	WP: 1 PA: 36 CS: 0
PITCHER Rick Sutcliffe, R (1,1) ERA: 4.0 Ray Fontenot, L (7,1) ERA: 2.45 George Frazier, R (7,1) ERA: 3.67 Jay Baller, R (8,1) ERA: 4.8	IP: 6.1 WLS: L BF: 29 H: 7 R: 4 ER: 4 SO: 6 BB: 3 IBB: 0 HBP: 0 BLK: 0 WP: 0 HR: 2 S: 38 P: 50 ERA: 5.68 WHIP: 1.579																		

Chicago Cubs @ New York Mets
Shea Stadium, Flushing, NY
Sun Jun 22 1986, 3:33 AM EDT
Att: 46,279 - Unknown

AB	33
R	4
H	9
RBI	3
BB	3
SO	7
LOB	19



Batter	1	2	3	4	5	6	7	8	9	10	AB	R	H	RBI	BB	SO	LOB	TOP					
Mitch Webster, S OBP: 0.340, SLG: 0.370	(1, 9) 4-0 F8 1B BB	(1, 4) 0-0 FC4-6 1B	(1, 3) 0-0 F8			(1, 2) 0-0 FC3-6 CS			(1, 3) 0-0 F7	(1, 3) 0-0 F7	5	1	0	0	1	0	5						
Vance Law, R OBP: 0.307, SLG: 0.335	(1, 4) 0-0 F8	(1, 2) 0-0 1B		(1, 1) 0-0 6-3		(1, 3) 0-0 CS	(1, 1) 0-0 F7		(1, 2) 0-3 K		5	0	1	0	0	1	1						
Wayne Krenchicki, L OBP: 0.301, SLG: 0.409 Bob McClure, R	(1, 3) 0-0 1B	(7, 1) 0-0 F8					(1, 2) 0-0 F9		(1, 3) 4-0 1B BB		4	0	2	1	0	0	2						
Jason Thompson, L OBP: 0.406, SLG: 0.275 Al Newman, S OBP: 0.320, SLG: 0.256 Tim Burke, R	(9, PH) 1B	(9, PR) 1B		(1, 1) 0-0 FC4-6 1B							0	0	0	0	0	0	0						
Hubie Brooks, R OBP: 0.398, SLG: 0.607	(1, 6) 0-0 1B		(1, 3) 0-0 E6 SH SF9	(1, 2) 0-0 FC4-6 CS		(1, 2) 4-0 FC6-4 BB			(1, 2) 0-0 1B		4	1	2	0	1	0	1						
Tim Wallach, R OBP: 0.340, SLG: 0.487	(1, 5) 0-0 F8		(1, 2) 4-0 SH 1B BB	(1, 2) 0-0 CS	(1, 1) 0-0 F3	(1, 2) 0-0 FC6-4			(1, 3) 0-0 F6		4	1	0	0	1	0	5						
Herm Wittingham, L OBP: 0.297, SLG: 0.382	(1, 8) 0-3 K		(1, 2) 0-0 SH 1B		(1, 2) 0-0 G3				(1, 1) 0-3 K		4	1	1	0	0	2	2						
George Wright, S OBP: 0.246, SLG: 0.328			(1, 2) 0-3 SH 1B	(1, 1) 0-0 K					(1, 1) 0-0 SH1-3 1B		4	1	1	0	0	1	3						
Mike Fitzgerald, R OBP: 0.366, SLG: 0.459			(1, 2) 0-0 FC4-6 1B	(1, 2) 0-0 SF9		(1, 1) 0-0 6-3			(1, 2) 0-0 F8		4	0	2	2	0	0	1						
Floyd Youmans, R OBP: 0.242, SLG: 0.241 Andres Cazarra, R OBP: 0.338, SLG: 0.427	(1, 1) K	(7, 3) 0-3 K	(1, 2) 0-3 K	(1, 2) 0-0 FC3-6 1B					(1, 3) 0-0 5-3		3	0	2	1	0	1	1						
											2	0	1	1	0	0	1						
Inning Stats	R: 1 E: 0 K: 1 S: 7	H: 2 LOB: 2 BB: 1 P: 11	R: 1 E: 0 K: 1 S: 8	H: 3 LOB: 2 BB: 1 P: 8	R: 2 E: 2 K: 1 S: 8	H: 1 LOB: 1 BB: 1 P: 12	R: 0 E: 0 K: 0 S: 3	H: 1 LOB: 0 BB: 0 P: 3	R: 0 E: 0 K: 0 S: 3	H: 0 LOB: 0 BB: 0 P: 3	R: 0 E: 0 K: 0 S: 3	H: 1 LOB: 1 BB: 1 P: 7	R: 0 E: 0 K: 1 S: 6	H: 1 LOB: 1 BB: 0 P: 6	R: 0 E: 0 K: 1 S: 6	H: 1 LOB: 2 BB: 0 P: 10	R: 1 E: 0 K: 0 S: 5	H: 2 LOB: 1 BB: 0 P: 5	1B: 10 2B: 1 3B: 1 HR: 0	SF: 1 SAC: 2 DP: 0 HBP: 0	WP: 0 PB: 0 SB: 2 CS: 2	PA: 48	
PITCHER	IP WLS BF H R ER SO ERA WHIP	IP WLS BF H R ER SO ERA WHIP	IP WLS BF H R ER SO ERA WHIP	IP WLS BF H R ER SO ERA WHIP	IP WLS BF H R ER SO ERA WHIP	IP WLS BF H R ER SO ERA WHIP	IP WLS BF H R ER SO ERA WHIP	IP WLS BF H R ER SO ERA WHIP	IP WLS BF H R ER SO ERA WHIP	IP WLS BF H R ER SO ERA WHIP	IP WLS BF H R ER SO ERA WHIP	IP WLS BF H R ER SO ERA WHIP	IP WLS BF H R ER SO ERA WHIP	IP WLS BF H R ER SO ERA WHIP	IP WLS BF H R ER SO ERA WHIP	IP WLS BF H R ER SO ERA WHIP	IP WLS BF H R ER SO ERA WHIP	IP WLS BF H R ER SO ERA WHIP	IP WLS BF H R ER SO ERA WHIP	IP WLS BF H R ER SO ERA WHIP	IP WLS BF H R ER SO ERA WHIP	IP WLS BF H R ER SO ERA WHIP	IP WLS BF H R ER SO ERA WHIP
Dwight Gooden, R ERA: 2.6	(1, 1) 6.0	(7, 1) 3.0	(10, 1) 1.0																				
Roger McDowell, R ERA: 2.28																							
Jesse Orosco, L ERA: 2.86																							

Montreal Expos @ New York Mets
Shea Stadium, Flushing, NY
Mon Jun 23 1986, 7:05 PM EDT
Att: 44,199 - Unknown

AB	39
R	5
H	12
RBI	5
BB	4
SO	5
LOB	22



Batter	1	2	3	4	5	6	7	8	9	10	AB	R	H	RBI	BB	SO	LOB	BOTTOM						
Lenny Dykstra, L OBP: 0.387, SLG: 0.432	(1, 8) 0-3 K		(1, 2) 0-0 F8		(1, 1) 0-0 SH3-4		(1, 3) 0-3 K			(1, 1) 0-3 K	4	0	0	0	0	3	0							
Wally Backman, S OBP: 0.389, SLG: 0.416	(1, 4) 4-0 BB		(1, 2) 0-0 1B		(1, 2) 4-3		(1, 2) 6-3			(1, 2) 0-0 B2	4	0	1	1	1	0	1							
Keith Hernandez, L OBP: 0.394, SLG: 0.424	(1, 3) 0-3 K		(1, 3) 0-3 K		(1, 3) 0-0 G3		(1, 3) 4-3			(1, 3) 0-0 6-3	5	0	0	0	0	2	2							
Gary Carter, R OBP: 0.333, SLG: 0.452	(1, 2) 0-0 F8			(1, 1) 0-0 F8		(1, 1) 3-1				(1, 1) 0-0 1B	4	0	1	0	0	0	1							
Darryl Strawberry, L OBP: 0.385, SLG: 0.500		(1, 9) 4-0 CS BB		(1, 2) 0-0 6-3		(1, 2) 0-0 BB WP 1B			(1, 2) 0-3 K		3	0	1	0	1	1	0							
George Foster, R OBP: 0.324, SLG: 0.485	(1, 7) 0-3 K			(1, 3) 0-0 4-3		(1, 2) 0-0 F3			(1, 3) 0-0 F2		4	0	0	0	0	1	2							
Howard Johnson, S OBP: 0.373, SLG: 0.455	(1, 5) 0-0 HR					(1, 4) 0-0 HR			(1, 1) 0-3 K		3	2	2	2	1	1	0							
Kevin Mitchell, R OBP: 0.394, SLG: 0.538 Rafael Santana, R OBP: 0.223, SLG: 0.176	(1, 6) 0-0 F9					(1, 2) 4-0 SH3-4 BB 1B			(1, 2) 0-0 F9		2	1	1	0	1	0	0							
Dwight Gooden, R OBP: 0.128, SLG: 0.158 Danny Heep, L OBP: 0.408, SLG: 0.455 Roger McDowell, R OBP: 0.444, SLG: 0.375 Mookie Wilson, S OBP: 0.348, SLG: 0.465 Jesse Orosco, R	(1, 1) 1-6-3			(1, 1) 4-3 WP BB		(1, 2) 4-0 F8			(1, 3) 0-3 K		1	1	0	0	1	0	0							
											1	0	0	0	0	3								
											1	0	0	0	0	0								
											1	0	0	0	0	1								
											0	0	0	0	0	0								
Inning Stats	R: 0 E: 0 K: 2 S: 7	H: 0 LOB: 1 BB: 1 P: 11	R: 1 E: 0 K: 1 S: 5	H: 1 LOB: 1 BB: 1 P: 9	R: 0 E: 0 K: 1 S: 6	H: 1 LOB: 1 BB: 0 P: 6	R: 0 E: 0 K: 0 S: 3	H: 0 LOB: 0 BB: 0 P: 3	R: 3 E: 0 K: 0 S: 5	H: 2 LOB: 0 BB: 1 P: 9	R: 0 E: 0 K: 0 S: 4	H: 1 LOB: 1 BB: 2 P: 12	R: 0 E: 0 K: 1 S: 5	H: 0 LOB: 0 BB: 0 P: 5	R: 0 E: 0 K: 1 S: 5	H: 1 LOB: 0 BB: 0 P: 5	R: 0 E: 0 K: 2 S: 7	H: 0 LOB: 0 BB: 0 P: 7	R: 0 E: 0 K: 1 S: 5	H: 0 LOB: 0 BB: 0 P: 5	1B: 4 2B: 1 3B: 0 HR: 2	SF: 0 SAC: 1 DP: 1 HBP: 0	WP: 2 PB: 0 SB: 2 CS: 1	PA: 39
PITCHER	IP WLS BF H R ER SO ERA WHIP	IP WLS BF H R ER SO ERA WHIP	IP WLS BF H R ER SO ERA WHIP	IP WLS BF H R ER SO ERA WHIP	IP WLS BF H R ER SO ERA WHIP	IP WLS BF H R ER SO ERA WHIP	IP WLS BF H R ER SO ERA WHIP	IP WLS BF H R ER SO ERA WHIP	IP WLS BF H R ER SO ERA WHIP	IP WLS BF H R ER SO ERA WHIP	IP WLS BF H R ER SO ERA WHIP	IP WLS BF H R ER SO ERA WHIP	IP WLS BF H R ER SO ERA WHIP	IP WLS BF H R ER SO ERA WHIP	IP WLS BF H R ER SO ERA WHIP	IP WLS BF H R ER SO ERA WHIP	IP WLS BF H R ER SO ERA WHIP	IP WLS BF H R ER SO ERA WHIP	IP WLS BF H R ER SO ERA WHIP	IP WLS BF H R ER SO ERA WHIP	IP WLS BF H R ER SO ERA WHIP	IP WLS BF H R ER SO ERA WHIP	IP WLS BF H R ER SO ERA WHIP	
Floyd Youmans, R ERA: 4.57	(1, 1) 6.0	(7, 1) 2.0	(9, 1) 2.0																					
Bob McClure, L ERA: 2.59																								
Tim Burke, R ERA: 1.94																								

Montreal Expos @ New York Mets
Shea Stadium, Flushing, NY
Mon Jun 23 1986, 7:05 PM EDT
Att: 44,199 - Unknown

AB	33
R	4
H	6
RBI	3
BB	5
SO	9
LOB	9



Batter	1	2	3	4	5	6	7	8	9	AB	R	H	RBI	BB	SO	LOB	TOP										
Mitch Webster, S (1,9) OBP: 0.349, SLG: 0.383	F7		2B	BB		1-2	BB	3-1		3	0	1	0	2	0	2											
Vance Law, R (1,4) OBP: 0.306, SLG: 0.327	F9		K	F6		F8		G6-3	BB	4	0	0	0	1	1	5											
Tim Raines, S (1,7) OBP: 0.411, SLG: 0.500	BB		K			F8	S	G6-4-3	1B	4	0	2	0	1	1	2											
Hubie Brooks, R (1,6) OBP: 0.395, SLG: 0.596	F8		BB			K		G6-4-3	1B	4	0	0	0	1	1	4											
Tim Wallach, R (1,5) OBP: 0.339, SLG: 0.483		F4	K			F8		L8		4	0	0	0	0	1	3											
Andres Galaraga, R (1,3) OBP: 0.330, SLG: 0.411	F9			6-3		K		4-3		4	0	0	0	0	1	1											
George Wright, S (1,8) OBP: 0.241, SLG: 0.318	2B	1B	2B	BB		F4		F7		3	2	1	0	1	0	0											
Mike Fitzgerald, R (1,2) OBP: 0.385, SLG: 0.507	1-H	2B	2B	2B		1-3		BB	1B	4	0	3	2	0	0	0											
Andy McGaffigan, R (1,1) Dan Schatzeder, L (4,1) Dennis Martinez, R (6,1) Wayne Krenchicki, L (8,PH) Tim Burke, R (8,1)	B5-3		F9			BB		1-2	BB	2	0	0	0	0	0	2											
Inning Stats	R: 0 E: 0 K: 0 S: 3	H: 0 LOB: 1 BB: 1 P: 7	R: 1 E: 0 K: 0 S: 5	H: 2 LOB: 1 BB: 0 P: 5	R: 0 E: 0 K: 3 S: 10	H: 1 LOB: 2 BB: 1 P: 14	R: 1 E: 0 K: 0 S: 4	H: 1 LOB: 2 BB: 2 P: 12	R: 0 E: 0 K: 2 S: 8	H: 1 LOB: 0 BB: 1 P: 8	R: 0 E: 0 K: 0 S: 3	H: 1 LOB: 2 BB: 1 P: 8	R: 0 E: 0 K: 0 S: 4	H: 0 LOB: 0 BB: 1 P: 6	R: 0 E: 0 K: 0 S: 2	H: 0 LOB: 0 BB: 1 P: 6	1B: 5 2B: 3 3B: 0 HR: 0	SF: 0 SAC: 0 DP: 2 HBP: 0	WP: 0 PB: 0 SB: 1 CS: 0	PA: 40							
PITCHER	IP	WLS	BF	H	R	ER	SO	BB	IBB	HBP	BLK	WP	HR	S	P	ERA	WHIP										
Sid Fernandez, L (1,1) ERA: 3.12	6.0	W	29	6	2	2	5	5	0	0	0	0	0	34	54	3.00	1.833										
Roger McDowell, R (7,1) ERA: 2.17	3.0	S	11	2	0	0	0	2	0	0	0	0	0	9	17	0.00	1.333										

Montreal Expos @ New York Mets
Shea Stadium, Flushing, NY
Wed Jun 25 1986, 3:33 AM EDT
Att: 33,030 - Unknown

AB	33
R	2
H	8
RBI	2
BB	7
SO	5
LOB	19



Batter	1	2	3	4	5	6	7	8	9	AB	R	H	RBI	BB	SO	LOB	BOTTOM											
Lenny Dykstra, L (1,8) OBP: 0.390, SLG: 0.445	B5-3		2B	1-3			3-1			4	0	2	1	0	0	0												
Wally Backman, S (1,4) OBP: 0.383, SLG: 0.404	6-3		4-3			F7		1B		4	0	1	0	0	0	1												
Keith Hernandez, L (1,3) OBP: 0.390, SLG: 0.418	K			G3		F9		F7		4	0	0	0	0	1	1												
Darryl Strawberry, L (1,9) OBP: 0.387, SLG: 0.515		CS	BB	4-3	2B	K		F7		3	1	1	0	1	1	1												
George Foster, R (1,7) OBP: 0.323, SLG: 0.497	F9		4-3	2-3		HR		K		4	1	1	1	0	1	2												
Kevin Mitchell, R (1,6) Rafael Santana, R (9,6) OBP: 0.402, SLG: 0.549 OBP: 0.224, SLG: 0.172	1-2	1B		1B	2B	FC6-4	1B	K		4	1	3	1	0	1	0												
Ray Knight, R (1,5) OBP: 0.354, SLG: 0.480	F9		3-H	2-H	1B	F8		F8		4	1	1	1	0	0	2												
Ed Hearn, R (1,2) OBP: 0.361, SLG: 0.563			F9	1B	2B	F9		F9		2	1	0	0	1	0	1												
Sid Fernandez, L (1,1) Danny Heep, L (6,PH) Roger McDowell, R (7,1) OBP: 0.206, SLG: 0.156 OBP: 0.409, SLG: 0.451 OBP: 0.444, SLG: 0.375			K	2B	1B	FC6-4				2	0	1	1	0	1	0												
Inning Stats	R: 0 E: 0 K: 1 S: 5	H: 0 LOB: 0 BB: 0 P: 5	R: 0 E: 0 K: 0 S: 3	H: 1 LOB: 1 BB: 1 P: 7	R: 0 E: 0 K: 1 S: 6	H: 1 LOB: 1 BB: 0 P: 6	R: 4 E: 0 K: 0 S: 7	H: 5 LOB: 2 BB: 1 P: 11	R: 0 E: 0 K: 1 S: 5	H: 0 LOB: 0 BB: 0 P: 5	R: 1 E: 0 K: 0 S: 5	H: 2 LOB: 1 BB: 0 P: 5	R: 0 E: 0 K: 2 S: 7	H: 1 LOB: 0 BB: 0 P: 7	R: 0 E: 0 K: 2 S: 7	H: 0 LOB: 0 BB: 0 P: 7	1B: 5 2B: 4 3B: 0 HR: 1	SF: 0 SAC: 0 DP: 0 HBP: 0	WP: 0 PB: 0 SB: 0 CS: 1	PA: 34								
PITCHER	IP	WLS	BF	H	R	ER	SO	BB	IBB	HBP	BLK	WP	HR	S	P	ERA	WHIP											
Andy McGaffigan, R (1,1) ERA: 3.54	1.1	L	18	6	4	4	2	2	0	0	0	0	0	1	8	8	6.75	2.250										
Dan Schatzeder, L (4,1) ERA: 2.56	1.1		6	3	1	1	1	0	0	0	0	0	0	1	8	8	6.75	2.250										
Dennis Martinez, R (6,1) ERA: 9.49	2.0		7	1	0	0	0	0	0	0	0	0	0	7	7	0.00	0.500											
Tim Burke, R (8,1) ERA: 1.91	1.0		3	0	0	0	2	0	0	0	0	0	0	7	7	0.00	0.000											

Montreal Expos @ New York Mets
Shea Stadium, Flushing, NY
Wed Jun 25 1986, 3:33 AM EDT
Att: 33,030 - Unknown

AB	32
R	5
H	10
RBI	5
BB	2
SO	5
LOB	9



Batter	1	2	3	4	5	6	7	8	9	AB R H RBI BB SO LOB	TOP																
Lenny Dykstra, L (1, 8) OBP: 0.389, SLG: 0.449 Roger McDowell, R (8, 1) OBP: 0.400, SLG: 0.333	0-0 4-3 G3 2B		0-0 L6		0-0 5-3			0-0 SH5-4 1-2	0-0 4-3	3 1 1 0 0 0 2 1 0 0 0 0 0 1	New York Mets @ Chicago Cubs Wrigley Field, Chicago, IL Sat Jun 28 1986, 3:33 AM CDT Att: 35,152 - Unknown																
Wally Backman, S (1, 4) OBP: 0.382, SLG: 0.399 Tim Teufel, R (8, PH) OBP: 0.312, SLG: 0.373	0-0 4-3 2-3		4-0 1B BB		0-0 F8			0-0 F9		2 0 0 0 1 0 2 1 0 0 0 0 0 1																	
Keith Hernandez, L (1, 3) OBP: 0.388, SLG: 0.416	0-0 G3		0-0 1B		0-0 F7			0-0 6-3		4 0 1 2 0 0 1																	
Gary Carter, R (1, 2) OBP: 0.335, SLG: 0.447	0-0 K		0-0 6-3		0-0 L1			0-0 1B 1B 1B		4 1 1 0 0 1 2																	
Darryl Strawberry, L (1, 9) OBP: 0.385, SLG: 0.510		0-0 L1-5		0-0 F7				0-0 F8		4 1 1 0 0 0 0																	
George Foster, R (1, 7) OBP: 0.321, SLG: 0.491		0-0 F8		0-0 F8				0-0 F7		4 1 1 0 0 0 0																	
Ray Knight, R (1, 5) OBP: 0.352, SLG: 0.476		0-0 6-3		0-3 K				0-0 F8		4 0 1 2 0 1 0																	
Rafael Santana, R (1, 6) OBP: 0.224, SLG: 0.174			0-0 BB 1B 1B		0-0 E5 SH3			0-0 F4		4 1 1 1 0 0 1																	
Ron Darling, R (1, 1) OBP: 0.146, SLG: 0.103 Mookie Wilson, S (8, PH) OBP: 0.345, SLG: 0.463			0-0 B2		0-0 SH3			0-0 SH5-4 1B		1 0 0 0 0 0 1 2 0 1 0 0 0 1																	
Inning Stats	R: 1 E: 0 K: 1 S: 6	H: 1 LOB: 0 BB: 0 P: 6	R: 0 E: 0 K: 0 S: 3	H: 0 LOB: 0 BB: 0 P: 3	R: 1 E: 0 K: 0 S: 5	H: 2 LOB: 2 BB: 1 P: 9	R: 0 E: 0 K: 1 S: 5	H: 0 LOB: 0 BB: 0 P: 5	R: 0 E: 1 K: 0 S: 4	H: 0 LOB: 1 BB: 0 P: 4		R: 0 E: 0 K: 0 S: 3	H: 0 LOB: 0 BB: 0 P: 3	R: 0 E: 0 K: 0 S: 3	H: 0 LOB: 0 BB: 0 P: 3	R: 0 E: 0 K: 0 S: 4	H: 1 LOB: 1 BB: 0 P: 4	R: 3 E: 0 K: 0 S: 7	H: 4 LOB: 1 BB: 0 P: 7	1B: 7 2B: 1 3B: 0 HR: 0	SF: 0 SAC: 2 DP: 0 HBP: 0	WP: 0 PA: 37 PB: 0 SB: 1 CS: 0					
PITCHER	IP WLS BF H R ER SO BB IBB HBP BLK WP HR S P ERA WHIP											IP WLS BF H R ER SO BB IBB HBP BLK WP HR S P ERA WHIP															
Dennis Eckersley, R (1, 1) ERA: 9.09	7.0	27	4	2	2	2	1	0	0	0	0	0	0	30	34	2.57	0.714										
Ray Fontenot, L (8, 1) ERA: 3.19	1.0	L	5	2	2	2	0	0	0	0	0	0	0	5	5	18.00	2.000										
Lee Smith, R (9, 1) ERA: 2.93	1.0		5	2	1	1	0	0	0	0	0	0	0	5	5	9.00	2.000										

Batter	1	2	3	4	5	6	7	8	9	AB R H RBI BB SO LOB	BOTTOM																
Davey Lopes, R (1, 5) OBP: 0.428, SLG: 0.517	0-0 E1 6-3 SF9 1B		0-0 HR		0-0 E1 1B			0-0 4-3		4 2 3 1 0 0 0	New York Mets @ Chicago Cubs Wrigley Field, Chicago, IL Sat Jun 28 1986, 3:33 AM CDT Att: 35,152 - Unknown																
Dave Martinez, L (1, 8) OBP: 0.289, SLG: 0.217	0-0 6-3 2-3		0-3 K		0-0 E1 2-3 S			0-0 4-3		4 0 0 0 0 1 2																	
23 Ryne Sandberg, R (1, 4) OBP: 0.334, SLG: 0.440	4-0 S BB		0-0 CS 1B		0-0 1-3			0-0 WP 1B		3 0 2 0 1 0 1																	
Keith Moreland, R (1, 9) OBP: 0.338, SLG: 0.396	0-0 SF9		0-0 F8		0-0 F6			0-0 L7		3 0 0 1 0 0 2																	
Leon Durham, L (1, 3) OBP: 0.335, SLG: 0.397	0-0 6-3 1-2		0-0 CS		0-3 K			0-0 K		4 0 0 0 0 2 1																	
Jody Davis, R (1, 2) OBP: 0.296, SLG: 0.424		0-0 4-3 2B		0-3 K				0-0 6-3		4 0 1 0 0 1 0																	
Jerry Mumphrey, S (1, 7) OBP: 0.347, SLG: 0.327		0-0 4-3 2-3		4-0 BB				0-3 K		3 0 0 0 1 1 1																	
Shawon Dunston, R (1, 6) OBP: 0.321, SLG: 0.453		0-3 K		0-0 1-3				0-0 5-3		3 0 0 0 0 1 2																	
Dennis Eckersley, R (1, 1) OBP: 0.182, SLG: 0.364 Ray Fontenot, L (8, 1) OBP: 0.500, SLG: 0.500 Lee Smith, R (9, 1) OBP: 0.302, SLG: 0.370		0-3 K		0-0 6-3				0-0 F8		3 0 0 0 0 1 1 0																	
Inning Stats	R: 1 E: 1 K: 0 S: 4	H: 1 LOB: 1 BB: 1 P: 8	R: 0 E: 0 K: 2 S: 8	H: 1 LOB: 1 BB: 0 P: 8	R: 1 E: 0 K: 1 S: 6	H: 2 LOB: 0 BB: 0 P: 6	R: 0 E: 0 K: 2 S: 7	H: 0 LOB: 1 BB: 1 P: 11	R: 0 E: 1 K: 0 S: 4	H: 1 LOB: 1 BB: 0 P: 4		R: 0 E: 0 K: 1 S: 5	H: 0 LOB: 0 BB: 0 P: 5	R: 0 E: 0 K: 1 S: 5	H: 0 LOB: 0 BB: 0 P: 5	R: 0 E: 0 K: 0 S: 4	H: 1 LOB: 1 BB: 0 P: 4	R: 0 E: 0 K: 0 S: 3	H: 0 LOB: 0 BB: 0 P: 3	1B: 4 2B: 1 3B: 0 HR: 1	SF: 1 SAC: 0 DP: 0 HBP: 0	WP: 1 PA: 35 PB: 0 SB: 2 CS: 1					
PITCHER	IP WLS BF H R ER SO BB IBB HBP BLK WP HR S P ERA WHIP											IP WLS BF H R ER SO BB IBB HBP BLK WP HR S P ERA WHIP															
Ron Darling, R (1, 1) ERA: 3.19	7.0	W	7	1	0	0	0	0	0	0	0	1	0	7	7	0.00	0.500										
Roger McDowell, R (8, 1) ERA: 2.1	2.0		7	1	0	0	0	0	0	0	0	1	0	7	7	0.00	0.500										

AB	34
R	5
H	8
RBI	5
BB	1
SO	2
LOB	12



Batter	1	2	3	4	5	6	7	8	9	AB	R	H	RBI	BB	SO	LOB	TOP																					
Lenny Dykstra, L OBP: 0.384, SLG: 0.439	L3		K			F9		5-3		4	0	0	0	1	1	1	New York Mets @ Chicago Cubs Wrigley Field, Chicago, IL Sun Jun 29 1986, 3:33 AM CDT Att: 34,222 - Unknown																					
Wally Backman, S OBP: 0.393, SLG: 0.407		BB						6-3		4	2	3	0	1	0	0																						
Keith Hernandez, L OBP: 0.385, SLG: 0.412	L7		G3						5-3	5	1	1	0	0	0	2																						
Darryl Strawberry, L OBP: 0.393, SLG: 0.528 Mookie Wilson, S OBP: 0.345, SLG: 0.463	K									4	2	3	3	1	1	1																						
Gary Carter, R OBP: 0.339, SLG: 0.448										4	0	2	2	1	0	0																						
George Foster, R OBP: 0.323, SLG: 0.503										4	1	1	1	1	0	5																						
Ray Knight, R OBP: 0.357, SLG: 0.476										4	0	2	1	1	2	3																						
Rafael Santana, R OBP: 0.225, SLG: 0.183										4	0	1	0	0	0	5																						
Dwight Gooden, R OBP: 0.116, SLG: 0.143										4	0	0	0	0	1	5																						
Inning Stats	R: 0 E: 0 K: 1 S: 5	H: 0 LOB: 1 BB: 1 P: 9	R: 0 E: 0 K: 2 S: 8	H: 1 LOB: 2 BB: 1 P: 12	R: 0 E: 0 K: 1 S: 5	H: 1 LOB: 0 BB: 0 P: 5	R: 1 E: 0 K: 0 S: 4	H: 2 LOB: 0 BB: 2 P: 12	R: 2 E: 0 K: 0 S: 4	H: 2 LOB: 0 BB: 1 P: 8	R: 1 E: 0 K: 0 S: 5	H: 2 LOB: 1 BB: 0 P: 5	R: 2 E: 0 K: 0 S: 6	H: 4 LOB: 2 BB: 1 P: 10	R: 0 E: 0 K: 0 S: 3	H: 0 LOB: 0 BB: 0 P: 3	R: 1 E: 0 K: 1 S: 7	H: 2 LOB: 2 BB: 0 P: 7	1B: 10 2B: 1 3B: 0 HR: 2	SF: 0 SAC: 0 DP: 0 HBP: 0	WP: 0 PB: 0 SB: 3 CS: 1	PA: 43																
PITCHER	IP	WLS	BF	H	R	ER	SO	BB	IBB	HBP	BLK	WP	HR	S	P	ERA	WHIP	PITCHER				IP	WLS	BF	H	R	ER	SO	BB	IBB	HBP	BLK	WP	HR	S	P	ERA	WHIP
Rick Sutcliffe, R ERA: 4.18	6.0	L	29	8	5	5	4	5	0	0	0	0	2	32	52	7.50	2.167																					
Ray Fontenot, L ERA: 3.44	0.0		2	2	0	0	0	0	0	0	0	0	0	2	2	∞	∞																					
Dave Gumpert, R ERA: 2.45	3.0		12	3	2	2	1	0	1	0	0	0	0	13	17	6.00	1.000																					

AB	37
R	7
H	13
RBI	7
BB	6
SO	5
LOB	22



Batter	1	2	3	4	5	6	7	8	9	AB	R	H	RBI	BB	SO	LOB	BOTTOM																					
Davey Lopes, R OBP: 0.427, SLG: 0.508			G1-6-3							4	0	1	1	1	0	2	New York Mets @ Chicago Cubs Wrigley Field, Chicago, IL Sun Jun 29 1986, 3:33 AM CDT Att: 34,222 - Unknown																					
Dave Martinez, L OBP: 0.258, SLG: 0.214	FC6									5	1	1	0	0	0	4																						
23 Ryne Sandberg, R OBP: 0.332, SLG: 0.439										5	1	1	1	0	1	4																						
Keith Moreland, R OBP: 0.337, SLG: 0.398										4	1	1	1	0	1	1																						
Leon Durham, L OBP: 0.330, SLG: 0.391										4	0	0	0	0	1	1																						
Jody Davis, R OBP: 0.299, SLG: 0.425										4	0	2	1	0	0	0																						
Gary Matthews, R OBP: 0.362, SLG: 0.377										1	0	0	0	2	1	0																						
Shawon Dunston, R OBP: 0.316, SLG: 0.447										4	1	0	0	0	2	5																						
Rick Sutcliffe, L OBP: 0.222, SLG: 0.361 Ray Fontenot, L OBP: 0.500, SLG: 0.500 Dave Gumpert, R										2	0	1	0	0	0	2																						
Thad Bosley, L OBP: 0.400, SLG: 0.345 Chris Spavier, R OBP: 0.313, SLG: 0.382										0	0	0	0	0	0	0																						
										0	0	0	0	0	0	0																						
										0	0	0	0	0	0	0																						
										2	2	0	0	0	0	0																						
										1	0	1	0	0	0	0																						
Inning Stats	R: 0 E: 0 K: 0 S: 3	H: 0 LOB: 1 BB: 1 P: 7	R: 0 E: 0 K: 1 S: 5	H: 0 LOB: 0 BB: 0 P: 5	R: 0 E: 0 K: 1 S: 5	H: 1 LOB: 0 BB: 0 P: 5	R: 3 E: 1 K: 2 S: 11	H: 4 LOB: 2 BB: 1 P: 15	R: 0 E: 0 K: 0 S: 3	H: 0 LOB: 0 BB: 0 P: 3	R: 0 E: 0 K: 1 S: 6	H: 1 LOB: 2 BB: 1 P: 10	R: 0 E: 0 K: 1 S: 6	H: 1 LOB: 1 BB: 0 P: 6	R: 0 E: 0 K: 0 S: 3	H: 0 LOB: 0 BB: 0 P: 3	R: 0 E: 0 K: 0 S: 6	H: 3 LOB: 2 BB: 0 P: 6	1B: 8 2B: 2 3B: 0 HR: 0	SF: 0 SAC: 0 DP: 1 HBP: 0	WP: 0 PB: 0 SB: 1 CS: 0	PA: 39																
PITCHER	IP	WLS	BF	H	R	ER	SO	BB	IBB	HBP	BLK	WP	HR	S	P	ERA	WHIP	PITCHER				IP	WLS	BF	H	R	ER	SO	BB	IBB	HBP	BLK	WP	HR	S	P	ERA	WHIP
Dwight Gooden, R ERA: 2.7	9.0	W	39	10	4	4	6	3	0	0	0	0	0	48	60	4.00	1.444																					

AB	36
R	4
H	10
RBI	4
BB	3
SO	6
LOB	19



Batter	1	2	3	4	5	6	7	8	9	AB	R	H	RBI	BB	SO	LOB	TOP					
Mookie Wilson, S OBP: 0.340, SLG: 0.460 (1, 8)	3-1		1B 1B 2B	K		G6-4-3			K	5	1	1	0	0	2	1						
Kevin Mitchell, R OBP: 0.423, SLG: 0.584 (1, 9)	FC6-4 BB		1B 2-3 1B		HR		1B FC5-2 BB		1B 1B	3	3	3	1	2	0	0						
Keith Hernandez, L OBP: 0.385, SLG: 0.411 (1, 3)	K		F3		6-3		FC5-2 1B		1B 1B	5	1	2	0	0	1	3						
Gary Carter, R OBP: 0.340, SLG: 0.447 (1, 2)	FC6-4		FC5 1B 1-2 3-H 1B		6-3		FC5-2 G4-3-6		1B 1B	5	1	2	2	0	0	3						
George Foster, R OBP: 0.322, SLG: 0.497 Lenny Dykstra, L OBP: 0.387, SLG: 0.442 (1, 7) (7, 8)		F8	K		1B 1B		G4-3-6		1B 1B	4	0	1	0	0	1	4						
Ray Knight, R OBP: 0.362, SLG: 0.479 (1, 5)	6-3		1-2 2-H 1B		1B				1-3 2-H 1B	5	0	3	2	0	0	0						
Tim Lincecum, R OBP: 0.308, SLG: 0.374 (1, 4)		1B 2B	FC5		F8				F6	5	1	1	0	0	0	6						
Rafael Santana, R OBP: 0.237, SLG: 0.192 (1, 6)		2-H 1B			1B		G6-4-3 BB		F6	3	0	2	1	1	0	0						
Bob Ojeda, L OBP: 0.083, SLG: 0.083 (1, 1)	6-3				6-3		K		4-3	4	0	0	0	0	1	2						
Inning Stats	R: 0 E: 0 K: 1 S: 5	H: 0 LOB: 1 BB: 1 P: 9	R: 1 E: 0 K: 0 S: 5	H: 2 LOB: 1 BB: 0 P: 5	R: 2 E: 0 K: 1 S: 9	H: 4 LOB: 2 BB: 0 P: 9	R: 0 E: 0 K: 1 S: 5	H: 1 LOB: 0 BB: 0 P: 5	R: 1 E: 0 K: 0 S: 6	H: 3 LOB: 2 BB: 0 P: 6	R: 0 E: 0 K: 1 S: 4	H: 0 LOB: 0 BB: 1 P: 8	R: 0 E: 0 K: 0 S: 3	H: 1 LOB: 1 BB: 1 P: 7	R: 0 E: 0 K: 0 S: 3	H: 0 LOB: 0 BB: 0 P: 3	R: 3 E: 0 K: 1 S: 10	H: 5 LOB: 2 BB: 0 P: 10	1B: 13 2B: 2 3B: 0 HR: 1	SF: 0 SAC: 0 DP: 2 HBP: 0	WP: 0 PB: 0 SB: 0 CS: 0	PA: 43
PITCHER	IP	WLS	BF	H	R	ER	SO	BB	IBB	HBP	BLK	WP	HR	S	P	ERA	WHIP					
John Tudor, L ERA: 2.41 (1, 1)	5.0	L	25	10	4	4	3	1	0	0	0	0	1	30	34	7.20	2.200					
Rick Ownbey, R ERA: 3.89 (6, 1)	2.0		7	1	0	0	1	2	0	0	0	0	0	7	15	0.00	1.500					
Pat Perry, L ERA: 4.36 (8, 1)	1.2		9	4	3	3	1	0	0	0	0	0	0	11	11	16.20	2.400					
Ricky Horton, L ERA: 3.62 (9, 1)	0.1		2	1	0	0	0	0	0	0	0	0	0	2	2	0.00	3.000					

New York Mets @ St. Louis Cardinals
Busch Stadium, St. Louis, MO
Mon Jun 30 1986, 7:05 PM CDT
Att: 38,819 - Unknown

AB 40
R 7
H 16
RBI 7
BB 3
SO 5
LOB 19



Batter	1	2	3	4	5	6	7	8	9	AB	R	H	RBI	BB	SO	LOB	BOTTOM					
Vince Coleman, S OBP: 0.330, SLG: 0.327 (1, 7)			S BB		FC5-4 S			S 1B		3	0	2	0	1	0	1						
Ozzie Smith, S OBP: 0.399, SLG: 0.363 (1, 6)	K		F8		S BB		G6-4-3 BB			2	0	0	0	2	1	3						
Tom Herr, S OBP: 0.316, SLG: 0.290 (1, 4)	F3		F9		K			F2		4	0	0	0	0	1	7						
Willie McGee, S OBP: 0.289, SLG: 0.327 (1, 8)	1-3				5-3		K		G6-4-3	4	0	0	0	0	1	3						
Alan Knicely, R OBP: 0.462, SLG: 0.500 (1, 3)		F6			1B		6-3		1B 2B	4	0	2	0	0	0	0						
Tito Landrum, R OBP: 0.250, SLG: 0.242 (1, 9)	K		K		F3		F9		F3	4	0	0	0	0	1	2						
Mike Heath, R OBP: 0.280, SLG: 0.299 (1, 2)	F9				4-3				F7	4	0	0	0	0	0	2						
Terry Pendleton, S OBP: 0.273, SLG: 0.272 (1, 5)			F8 SH3-4 1B		F9		F9		1B	4	0	2	0	0	0	0						
John Tudor, L OBP: 0.071, SLG: 0.071 Jose Contreras, S OBP: 0.437, SLG: 0.433 Rick Ownbey, R OBP: 0.437, SLG: 0.433 (1, 1) (5, PH) (8, 1) (7, PH) (8, 1) (9, 1) Ricky Horton, L OBP: 0.197, SLG: 0.167 Curt Ford, L OBP: 0.490, SLG: 0.490 (9, PH)			SH3-4		FC5-4 1B		K		K	0	0	0	0	0	0	0						
Inning Stats	R: 0 E: 0 K: 1 S: 6	H: 1 LOB: 1 BB: 0 P: 6	R: 0 E: 0 K: 1 S: 5	H: 0 LOB: 0 BB: 0 P: 5	R: 0 E: 0 K: 0 S: 4	H: 1 LOB: 2 BB: 1 P: 8	R: 0 E: 0 K: 0 S: 4	H: 1 LOB: 1 BB: 0 P: 4	R: 0 E: 0 K: 1 S: 6	H: 1 LOB: 2 BB: 1 P: 10	R: 0 E: 0 K: 1 S: 5	H: 0 LOB: 0 BB: 0 P: 5	R: 0 E: 0 K: 1 S: 5	H: 0 LOB: 0 BB: 0 P: 5	R: 0 E: 0 K: 0 S: 3	H: 1 LOB: 1 BB: 1 P: 7	R: 0 E: 0 K: 1 S: 7	H: 2 LOB: 2 BB: 0 P: 7	1B: 5 2B: 1 3B: 1 HR: 0	SF: 0 SAC: 1 DP: 1 HBP: 0	WP: 0 PB: 0 SB: 0 CS: 0	PA: 36
PITCHER	IP	WLS	BF	H	R	ER	SO	BB	IBB	HBP	BLK	WP	HR	S	P	ERA	WHIP					
Bob Ojeda, L ERA: 2.54 (1, 1)	9.0	W	36	7	0	0	6	3	0	0	0	0	0	45	57	0.00	1.111					

New York Mets @ St. Louis Cardinals
Busch Stadium, St. Louis, MO
Mon Jun 30 1986, 7:05 PM CDT
Att: 38,819 - Unknown

AB 32
R 0
H 7
RBI 0
BB 3
SO 6
LOB 20



Batter	1	2	3	4	5	6	7	8	9	AB	R	H	RBI	BB	SO	LOB	TOP					
Mookie Wilson, S OBP: 0.342, SLG: 0.479 (1, 8)	K								K	5	1	2	1	0	2	0	New York Mets @ St. Louis Cardinals Busch Stadium, St. Louis, MO Tue Jul 01 1986, 7:05 PM CDT Att: 25,869 - Unknown					
Wally Backman, S OBP: 0.401, SLG: 0.415 (1, 4)	6-3									4	0	3	0	0	0	0						
Keith Hernandez, L OBP: 0.380, SLG: 0.495 (1, 3)	6-3									4	0	0	0	0	1	4						
Gary Carter, R OBP: 0.336, SLG: 0.439 (1, 2)										4	0	0	0	0	0	2						
Darryl Strawberry, L OBP: 0.391, SLG: 0.528 (1, 9)										4	1	1	0	0	0	2						
Danny Heep, L OBP: 0.412, SLG: 0.447 Roger McDowell, R OBP: 0.400, SLG: 0.333 (8, 1)										3	0	1	1	1	0	2						
Ray Knight, R OBP: 0.360, SLG: 0.473 (1, 5)										0	0	0	0	0	0	0						
Howard Johnson, S OBP: 0.356, SLG: 0.426 Rafael Santana, R OBP: 0.236, SLG: 0.191 (8, 6)										3	0	0	0	0	0	2						
Sid Fernandez, L OBP: 0.189, SLG: 0.143 Kevin Mitchell, R OBP: 0.420, SLG: 0.579 Lenny Dykstra, L OBP: 0.387, SLG: 0.442 (9, 8)										1	0	0	0	0	0	0						
Inning Stats	R: 0 E: 0 K: 1 S: 5	H: 0 LOB: 0 BB: 0 P: 5	R: 1 E: 0 K: 0 S: 5	H: 2 LOB: 2 BB: 1 P: 9	R: 1 E: 1 K: 1 S: 8	H: 2 LOB: 2 BB: 0 P: 8	R: 0 E: 0 K: 1 S: 5	H: 0 LOB: 0 BB: 0 P: 5	R: 0 E: 0 K: 0 S: 4	H: 1 LOB: 1 BB: 0 P: 4	R: 0 E: 0 K: 0 S: 3	H: 0 LOB: 0 BB: 0 P: 3	R: 0 E: 0 K: 0 S: 5	H: 2 LOB: 2 BB: 0 P: 5	R: 0 E: 0 K: 0 S: 3	H: 0 LOB: 1 BB: 1 P: 7		R: 0 E: 0 K: 1 S: 5	H: 0 LOB: 0 BB: 0 P: 5	1B: 5 2B: 1 3B: 0 HR: 1	SF: 0 SAC: 0 DP: 0 HBP: 0	WP: 0 PB: 0 SB: 0 CS: 0
PITCHER	IP	WLS	BF	H	R	ER	SO	BB	IBB	HBP	BLK	WP	HR	S	P	ERA	WHIP					
Danny Cox, R ERA: 4.01 Ken Dayley, L ERA: 3.55 (8, 1)	7.0	L	30	7	2	2	3	1	0	0	0	0	0	1	35	39	2.57	1.143				

Batter	1	2	3	4	5	6	7	8	9	AB	R	H	RBI	BB	SO	LOB	BOTTOM					
Vince Coleman, S OBP: 0.329, SLG: 0.326 (1, 7)	K									4	0	1	0	0	1	3	New York Mets @ St. Louis Cardinals Busch Stadium, St. Louis, MO Tue Jul 01 1986, 7:05 PM CDT Att: 25,869 - Unknown					
Ozzie Smith, S OBP: 0.393, SLG: 0.357 Ken Dayley, L OBP: 0.333, SLG: 0.200 (8, 1)	F7									4	0	0	0	0	0	5						
Tom Herr, S OBP: 0.312, SLG: 0.285 (1, 4)	5-3									4	0	0	0	0	1	0						
Alan Knicely, R OBP: 0.500, SLG: 0.500 Andy Van Slyke, L OBP: 0.309, SLG: 0.352 (9, 3)										2	0	1	0	1	1	0						
Willie McGee, S OBP: 0.285, SLG: 0.322 (1, 8)	K									1	0	0	0	0	0	0						
Mike Heath, R OBP: 0.285, SLG: 0.310 (1, 2)	K									4	0	0	0	0	2	2						
Mike Heath, R OBP: 0.285, SLG: 0.310 (1, 2)										4	1	2	0	0	0	2						
Tito Landrum, R OBP: 0.252, SLG: 0.255 Curt Ford, L OBP: 0.357, SLG: 0.480 (9, PH)										3	0	1	1	0	0	1						
Terry Pendleton, S OBP: 0.276, SLG: 0.275 (1, 5)										4	0	2	0	0	0	1						
Danny Cox, R OBP: 0.227, SLG: 0.286 José Oquendo, S OBP: 0.438, SLG: 0.435 (7, PH)										1	0	1	0	0	0	0						
Inning Stats	R: 0 E: 0 K: 1 S: 5	H: 0 LOB: 0 BB: 0 P: 5	R: 0 E: 0 K: 2 S: 8	H: 1 LOB: 1 BB: 0 P: 8	R: 0 E: 0 K: 0 S: 4	H: 1 LOB: 1 BB: 0 P: 4	R: 0 E: 0 K: 0 S: 3	H: 0 LOB: 0 BB: 0 P: 3	R: 1 E: 0 K: 0 S: 6	H: 4 LOB: 2 BB: 0 P: 6	R: 0 E: 0 K: 2 S: 7	H: 0 LOB: 1 BB: 1 P: 11	R: 0 E: 0 K: 0 S: 5	H: 2 LOB: 2 BB: 0 P: 5	R: 0 E: 1 K: 0 S: 4	H: 0 LOB: 1 BB: 0 P: 4	R: 0 E: 0 K: 1 S: 5	H: 0 LOB: 0 BB: 0 P: 5	1B: 7 2B: 4 3B: 0 HR: 0	SF: 0 SAC: 1 DP: 2 HBP: 0	WP: 0 PB: 0 SB: 1 CS: 0	PA: 36
PITCHER	IP	WLS	BF	H	R	ER	SO	BB	IBB	HBP	BLK	WP	HR	S	P	ERA	WHIP					
Sid Fernandez, L ERA: 2.99 Roger McDowell, R ERA: 2.04 (8, 1)	7.0	S	29	9	1	1	5	1	0	0	0	0	0	9	42	0.00	0.000					

Batter	1	2	3	4	5	6	7	8	9	AB	R	H	RBI	BB	SO	LOB	TOP										
Mookie Wilson, S OBP: 0.338, SLG: 0.470 (1, 8)	0-0 6-3		0-0 1B SF9	0-0 G3		0-3 K			0-3 K	5	1	1	0	0	2	1											
Wally Backman, S OBP: 0.403, SLG: 0.423 (1, 4)	0-0 1B 2B		0-0 1-3 2B	0-0 F6			0-0 1-3			4	2	2	0	0	0	0											
Keith Hernandez, L OBP: 0.381, SLG: 0.404 (1, 3)	4-0 1B BB		0-0 F8		0-0 FC3-6 1B		0-0 F6			3	0	1	0	1	0	2											
Gary Carter, R OBP: 0.334, SLG: 0.438 (1, 2)	0-0 1-3 2H 1B		0-0 SF9		0-0 FC3-6 1-2		0-3 K			3	0	1	2	0	1	1											
Darryl Strawberry, L OBP: 0.392, SLG: 0.530 (1, 9)	4-0 G5-4-3 IBB		4-0 3-H 3B	0-0 K		0-3 K		0-0 5-3		3	1	1	1	1	1	1											
George Foster, R OBP: 0.322, SLG: 0.505 Jesse Orosco, R (8, 1)	0-0 G5-4-3 1-2		0-0 2-H 3B	0-0 F9		0-0 F9		0-0 6-3		3	0	1	1	0	0	4											
Ray Knight, R OBP: 0.358, SLG: 0.467 (1, 5)		0-0 6-3	1-0 HBP		0-0 F8		0-0 F4			3	0	0	0	0	0	0											
Rafael Santana, R OBP: 0.236, SLG: 0.193 (1, 6)		0-0 F9	0-0 F8		0-0 3-1 1B			0-3 K2-3		4	0	1	0	0	1	2											
Rick Aguilera, R OBP: 0.200, SLG: 0.357 Randy Niemann, L OBP: 0.400, SLG: 0.250 Doug Sisk, R Lenny Dykstra, L OBP: 0.383, SLG: 0.437 (5, 1) (5, 1) (5, 8)		0-0 5-3		0-0 G3		0-0 3-1 1-2		0-0 F8		2	0	0	0	0	0	0											
Inning Stats	R: 1 E: 0 K: 0 S: 4	H: 2 LOB: 2 BB: 2 P: 12	R: 0 E: 0 K: 0 S: 3	H: 0 LOB: 0 BB: 0 P: 3	R: 3 E: 0 K: 0 S: 7	H: 4 LOB: 2 BB: 0 P: 8	R: 0 E: 0 K: 0 S: 3	H: 0 LOB: 0 BB: 0 P: 3	R: 0 E: 0 K: 1 S: 6	H: 1 LOB: 1 BB: 0 P: 6	R: 0 E: 0 K: 1 S: 5	H: 0 LOB: 0 BB: 0 P: 5	R: 0 E: 0 K: 0 S: 3	H: 0 LOB: 0 BB: 0 P: 3	R: 0 E: 0 K: 2 S: 7	H: 0 LOB: 0 BB: 0 P: 7	1B: 5 2B: 2 3B: 1 HR: 0	SF: 1 SAC: 0 DP: 1 HBP: 1	WP: 0 PB: 0 SB: 0 CS: 0	PA: 37							
PITCHER	IP	WLS	BF	H	R	ER	SO	BB	IBB	HBP	BLK	WP	HR	S	P	ERA	WHIP										
Bob Forsch, R ERA: 2.64 Rick Ownbey, R ERA: 3.89 Ricky Horton, L ERA: 3.38 Ken Dayley, L ERA: 3.44	5.0	L	24	7	4	4	1	1	1	1	0	0	0	23	32	7.20	1.600										

New York Mets @ St. Louis Cardinals
 Busch Stadium, St. Louis, MO
 Wed Jul 02 1986, 7:05 PM CDT
 Att: 29,794 - Unknown

AB	33
R	4
H	8
RBI	4
BB	2
SO	5
LOB	12



Batter	1	2	3	4	5	6	7	8	9	AB	R	H	RBI	BB	SO	LOB	BOTTOM										
Vince Coleman, S OBP: 0.330, SLG: 0.327 (1, 7)	0-0 6-3		0-0 G3		0-0 F7	0-0 1-2 1B		0-0 FC4-6 1B		5	0	2	0	0	0	0											
Ozzie Smith, S OBP: 0.393, SLG: 0.358 (1, 6)	0-0 FC6-4 1B		0-0 F3		0-0 1B	0-0 1B		0-0 FC4-6 1-2		5	1	2	0	0	0	4											
Tom Herr, S OBP: 0.313, SLG: 0.285 (1, 4)	0-0 FC6-4 1-2		4-0 1B BB		0-0 1B	0-0 1B		0-0 F7		4	1	1	0	1	0	3											
Willie McGee, S OBP: 0.287, SLG: 0.324 (1, 8)	0-0 FC4-6 1-2		0-0 1B		0-0 WP 1B	0-0 1B		0-0 5-3		5	0	2	1	0	0	1											
Curt Ford, L OBP: 0.377, SLG: 0.509 (1, 9)		0-0 F8 2B 1B	0-0 F2		0-0 1-2 2H 1B	0-0 WP 1B		0-0 1-3 2B		5	1	3	1	0	0	2											
Michael LaValliere, L OBP: 0.355, SLG: 0.347 Alan Knicely, R OBP: 0.500, SLG: 0.462 (1, 2) (5, PH) (6, 3)		0-0 F8		0-0 F6		4-0 1-2 2-3 BB		0-3 K		2	0	0	0	0	0	1											
Andy Van Slyke, L OBP: 0.311, SLG: 0.359 Mike Heath, R OBP: 0.287, SLG: 0.313 (1, 3) (5, PH) (6, 2)		0-0 3-H 2B		0-0 1-3 3		0-0 1-3 3		0-0 1B		2	0	1	1	0	0	0											
Terry Pendleton, S OBP: 0.273, SLG: 0.271 (1, 5)		0-0 F7		0-0 3-1		0-0 3-1		0-0 F7		4	0	0	0	0	0	2											
Bob Forsch, R OBP: 0.147, SLG: 0.306 Jose Cuatrecasas, S OBP: 0.432, SLG: 0.429 Rick Ownbey, R Ricky Horton, L Clint Hurdle Tilo Landrum, R Ken Dayley, L OBP: 0.383, SLG: 0.200 (1, 1) (5, PH) (5, 1) (5, 1) (5, PH) (5, PH) (8, PH) (9, 1)		0-3 K		0-0 6-3		4-0 1B BB		0-0 F3		1	0	0	0	0	1	1											
Inning Stats	R: 0 E: 0 K: 0 S: 4	H: 1 LOB: 1 BB: 0 P: 4	R: 1 E: 0 K: 1 S: 7	H: 2 LOB: 1 BB: 0 P: 7	R: 0 E: 0 K: 0 S: 4	H: 1 LOB: 2 BB: 1 P: 8	R: 0 E: 0 K: 0 S: 3	H: 0 LOB: 0 BB: 0 P: 3	R: 2 E: 0 K: 0 S: 7	H: 4 LOB: 3 BB: 1 P: 11	R: 0 E: 0 K: 0 S: 4	H: 1 LOB: 2 BB: 1 P: 8	R: 0 E: 0 K: 1 S: 5	H: 0 LOB: 0 BB: 0 P: 5	R: 0 E: 0 K: 0 S: 5	H: 2 LOB: 2 BB: 0 P: 5	R: 0 E: 0 K: 0 S: 3	H: 0 LOB: 0 BB: 0 P: 3	1B: 10 2B: 2 3B: 0 HR: 0	SF: 0 SAC: 0 DP: 0 HBP: 0	WP: 1 PB: 0 SB: 1 CS: 1	PA: 41					
PITCHER	IP	WLS	BF	H	R	ER	SO	BB	IBB	HBP	BLK	WP	HR	S	P	ERA	WHIP										
Rick Aguilera, R ERA: 5.89 Randy Niemann, L ERA: 3.89 Doug Sisk, R ERA: 1.33 Jesse Orosco, L ERA: 2.72	4.2		23	8	3	3	1	1	0	0	0	0	0	24	28	5.79	1.929										

New York Mets @ St. Louis Cardinals
 Busch Stadium, St. Louis, MO
 Wed Jul 02 1986, 7:05 PM CDT
 Att: 29,794 - Unknown

AB	38
R	3
H	12
RBI	3
BB	3
SO	2
LOB	19



Batter	1	2	3	4	5	6	7	8	9	10	AB	R	H	RBI	BB	SO	LOB	TOP				
Bill Doran, S OBP: 0.371, SLG: 0.381 (1, 4)	0-0 1B 2B		0-0 F7		0-0 G3			0-0 F7		0-0 F7	5	1	1	0	0	0	0					
Ty Gainey, L OBP: 0.455, SLG: 0.545 (1, 8) (10, 7)	0-0 4-3 1B		0-3 K					0-3 K		0-0 4-3 2B	4	1	2	1	0	2	0					
Denny Walling, L OBP: 0.363, SLG: 0.425 (1, 5)	0-0 4-3 1B			4-0 2B SF7 BB				0-3 K		0-0 4-3	3	1	0	0	1	1	2					
Glenn Davis, R OBP: 0.328, SLG: 0.512 (1, 3)	0-0 G1-6-3 1B			0-3 K				0-0 F8		0-0 F4	4	0	1	1	0	1	2					
Kevin Bass, S OBP: 0.387, SLG: 0.496 (1, 9)	0-0 G1-6-3 1-2f			0-0 2B				0-0 F9		0-0 4-3	4	0	1	0	0	0	2					
Jose Cruz, L OBP: 0.320, SLG: 0.306 (1, 7)		0-0 F6		0-0 SF7				0-3 K		0-0 F6	3	0	0	1	0	1	0					
Tony Walker, R OBP: 0.290, SLG: 0.333 (10, 8)		0-0 F6		0-3 3H K				0-0 F8		0-0 F9	1	0	0	0	0	0	0					
Craig Reynolds, L OBP: 0.297, SLG: 0.391 (1, 6)		0-0 F3		0-3 K				0-0 F8		0-0 F9	3	0	0	0	0	1	1					
Dickie Thon, R OBP: 0.303, SLG: 0.336 (10, PH) (10, 6)		0-0 F3						0-3 K		0-0 F9	1	0	0	0	0	0	0					
John Mizerock, L OBP: 0.419, SLG: 0.227 (1, 2)		0-0 4-3						0-3 K		4-0 HR BB	3	0	0	0	0	2	0					
Jim Pankovits, R OBP: 0.352, SLG: 0.359 (10, PH)		0-0 4-3						0-0 K		0-0 HR BB	0	1	0	0	1	0	0					
Alan Ashby, S OBP: 0.348, SLG: 0.351 (10, 2)		0-0 4-3						0-0 K		0-0 HR BB	0	0	0	0	0	0	0					
Jim Deshaies, L OBP: 0.130, SLG: 0.091 (1, 1)				0-3 K				0-0 5-3		0-0 F8	2	0	0	0	0	1	0					
Louie Meadows, L (8, PH)								0-0 5-3		0-0 F8	1	0	0	0	0	0	0					
Charlie Kerfeld, R (8, 1)								0-0 5-3		0-0 F8	0	0	0	0	0	0	0					
Phil Garner, R OBP: 0.353, SLG: 0.473 (10, PH)								0-0 5-3		0-0 F8	1	1	1	2	0	0	0					
Frank DiPino, L OBP: 0.250, SLG: 0.250 (10, 1)								0-0 5-3		0-0 F8	0	0	0	0	0	0	0					
Inning Stats	R: 2 E: 0 K: 0 S: 5	H: 3 LOB: 0 BB: 0 P: 5	R: 0 E: 0 K: 0 S: 3	H: 0 LOB: 0 BB: 0 P: 3	R: 0 E: 0 K: 2 S: 7	H: 0 LOB: 0 BB: 0 P: 7	R: 1 E: 0 K: 2 S: 8	H: 1 LOB: 1 BB: 1 P: 12	R: 0 E: 0 K: 1 S: 5	H: 0 LOB: 0 BB: 0 P: 5	R: 0 E: 0 K: 2 S: 7	H: 0 LOB: 0 BB: 0 P: 7	R: 0 E: 0 K: 1 S: 5	H: 0 LOB: 0 BB: 0 P: 5	R: 0 E: 0 K: 1 S: 5	H: 1 LOB: 1 BB: 0 P: 4	R: 2 E: 0 K: 0 S: 4	H: 1 LOB: 0 BB: 1 P: 8	1B: 2 2B: 3 3B: 0 HR: 1	SF: 1 SAC: 0 DP: 1 HBP: 0	WP: 0 PB: 0 SB: 1 CS: 0	PA: 37
PITCHER	IP 9.0	WLS 32	H 5	R 3	ER 3	SO 9	BB 1	IBB 0	HBP 0	BLK 0	WP 0	HR 0	S 49	P 53	ERA 3.00	WHIP 0.667						
Ron Darling, R ERA: 3.18 (1, 1)																						
Jesse Orosco, L ERA: 3.13 (10, 1)																						

Houston Astros @ New York Mets
Shea Stadium, Flushing, NY
Thu Jul 03 1986, 7:05 PM EDT
Att: 48,839 - Unknown

AB	34
R	5
H	6
RBI	5
BB	2
SO	9
LOB	7

WP: 0	PA: 37
PB: 0	
SB: 1	
CS: 0	

Houston Astros @ New York Mets
Shea Stadium, Flushing, NY
Thu Jul 03 1986, 7:05 PM EDT
Att: 48,839 - Unknown

Batter	1	2	3	4	5	6	7	8	9	10	AB	R	H	RBI	BB	SO	LOB	BOTTOM						
Mookie Wilson, S OBP: 0.339, SLG: 0.471 (1, 8) (9, 7)	0-0 E 2B		4-0 G6-4-3 BB		0-3 K			0-3 K		0-0 F8	4	0	1	0	1	2	1							
Kevin Mitchell, R OBP: 0.423, SLG: 0.574 (1, 6)	0-0 F8		0-0 G6-4-3		4-0 HR BB			0-0 1B 1B		4-0 HR BB	3	1	1	0	1	0	2							
Lenny Dykstra, L OBP: 0.386, SLG: 0.437 (8, PR) (9, 8)	0-0 2-3 F8		0-0 G6-4-3 1-2f		4-0 HR BB			0-0 1B 1B		4-0 HR BB	0	1	0	0	1	0	0							
Darryl Strawberry, L OBP: 0.490, SLG: 0.567 (1, 9)	0-3 K		0-0 2B		0-0 HR			0-0 1-2 1B		0-0 HR	5	2	4	4	0	1	1							
Gary Carter, R OBP: 0.332, SLG: 0.431 (1, 3)	4-0 BB		0-3 K		0-0 1-3			0-0 F3		0-0 5-3	4	0	0	0	1	1	3							
George Foster, R OBP: 0.321, SLG: 0.500 (1, 7)	0-3 K			0-0 FC4-6 1B				0-0 F6		0-3 K	4	0	1	0	0	1	4							
Rafael Santana, R OBP: 0.235, SLG: 0.191 (9, 6)	0-3 K			0-0 FC4-6 1B				0-0 F5		0-3 K	1	0	0	0	0	1	0							
Ray Knight, R OBP: 0.355, SLG: 0.474 (1, 5)		0-3 K		0-3 K				0-3 K		0-0 HR	5	1	1	1	0	4	3							
Tim Lincecum, R OBP: 0.302, SLG: 0.366 (1, 4)		0-0 6-3		0-0 F5				0-3 K		0-0 4-3	3	0	0	0	0	1	1							
Wally Backman, S OBP: 0.401, SLG: 0.420 (9, PH) (10, 4)		0-0 6-3		0-0 F5				0-3 K		0-0 4-3	1	0	0	0	0	0	0							
Ed Hearn, R OBP: 0.375, SLG: 0.629 (1, 2)		0-0 HR		0-0 FC4-6				0-0 5-3		4-0 BB	3	1	1	1	1	0	1							
Ron Darling, R OBP: 0.136, SLG: 0.095 (1, 1)		0-3 K		0-3 K				0-0 6-3		0-3 K	3	0	0	0	0	2	0							
Howard Johnson, S OBP: 0.355, SLG: 0.421 (9, PH)		0-3 K						0-0 6-3		0-3 K	1	0	0	0	0	1	1							
Jesse Orosco, R ERA: 3.53 (10, 1)		0-3 K						0-0 6-3		0-3 K	0	0	0	0	0	0	0							
Inning Stats	R: 0 E: 1 K: 2 S: 8	H: 1 LOB: 2 BB: 1 P: 12	R: 1 E: 0 K: 2 S: 8	H: 1 LOB: 0 BB: 0 P: 8	R: 0 E: 0 K: 1 S: 5	H: 1 LOB: 1 BB: 1 P: 9	R: 0 E: 0 K: 1 S: 6	H: 1 LOB: 1 BB: 0 P: 6	R: 2 E: 0 K: 2 S: 8	H: 1 LOB: 0 BB: 1 P: 12	R: 0 E: 0 K: 2 S: 7	H: 0 LOB: 0 BB: 0 P: 7	R: 0 E: 0 K: 1 S: 5	H: 0 LOB: 0 BB: 0 P: 5	R: 0 E: 0 K: 1 S: 5	H: 2 LOB: 2 BB: 0 P: 7	R: 0 E: 0 K: 1 S: 5	H: 0 LOB: 1 BB: 1 P: 9	R: 3 E: 0 K: 1 S: 6	H: 2 LOB: 0 BB: 1 P: 10	1B: 3 2B: 2 3B: 0 HR: 4	SF: 0 SAC: 0 DP: 1 HBP: 0	WP: 0 PB: 0 SB: 0 CS: 0	PA: 42
PITCHER	IP 7.0	WLS 28	H 5	R 3	ER 3	SO 11	BB 3	IBB 0	HBP 0	BLK 0	WP 0	HR 2	S 47	P 59	ERA 3.86	WHIP 1.143								
Jim Deshaies, L ERA: 3.76 (1, 1)																								
Charlie Kerfeld, R ERA: 1.8 (8, 1)																								
Frank DiPino, L ERA: 3.53 (10, 1)																								

AB	37
R	6
H	9
RBI	6
BB	5
SO	14
LOB	17

WP: 0	PA: 42
PB: 0	
SB: 0	
CS: 0	

Batter	1	2	3	4	5	6	7	8	9	AB	R	H	RBI	BB	SO	LOB	TOP			
Bill Doran, S OBP: 0.369, SLG: 0.377 (1,4)	F8		G3			BB		F8		3	0	0	0	1	0	0				
Ty Gainey, L OBP: 0.467, SLG: 0.571 (1,8) (7,7)	2B			4-3		K		5-3-6 BB		3	0	1	0	1	1	1				
Denny Walling, L OBP: 0.361, SLG: 0.427 (1,5)	F8			2B		F8		5-3-6		4	0	1	0	0	0	3				
Glenn Davis, R OBP: 0.324, SLG: 0.505 (1,3)	F4			F3				F8		4	0	0	0	0	0	2				
Kevin Bass, S OBP: 0.369, SLG: 0.507 (1,9)		CS 1B		3-1				K		4	1	2	1	0	1	1				
Jose Cruz, L OBP: 0.320, SLG: 0.303 (1,7)						F7				2	0	0	0	1	1	1				
Tony Walker, R OBP: 0.290, SLG: 0.333 (7, PR) (7, 8)	K							1B BB		0	0	0	0	0	0	0				
Phil Garner, R OBP: 0.356, SLG: 0.473 (9, PH)										0	0	0	0	1	0	0				
Craig Reynolds, L OBP: 0.289, SLG: 0.380 (1,6)				3-1		F9		F4		4	0	0	0	0	0	2				
John Mizerock, L OBP: 0.441, SLG: 0.250 (1,2)						F6				2	0	1	0	1	0	0				
Nolan Ryan, R OBP: 0.179, SLG: 0.148 (1,1)										1	0	0	0	0	0	1				
Louie Meadows, L (6, PH)										1	0	0	0	0	0	0				
Larry Andersen, R (6, 1)										0	0	0	0	0	0	0				
Alan Ashby, S OBP: 0.345, SLG: 0.347 (7, PH)										1	0	0	0	0	1	2				
Dave Smith, R (7, 1)										0	0	0	0	0	0	0				
Inning Stats	R: 0 E: 0 K: 0 S: 4	H: 1 LOB: 1 BB: 0 P: 4	R: 0 E: 0 K: 1 S: 5	H: 1 LOB: 0 BB: 0 P: 5	R: 0 E: 0 K: 0 S: 2	H: 0 LOB: 0 BB: 1 P: 6	R: 0 E: 0 K: 0 S: 4	H: 1 LOB: 1 BB: 0 P: 4	R: 0 E: 0 K: 1 S: 5	H: 0 LOB: 1 BB: 1 P: 9	R: 0 E: 0 K: 1 S: 7	H: 2 LOB: 2 BB: 1 P: 11	R: 0 E: 0 K: 0 S: 2	H: 0 LOB: 0 BB: 1 P: 6	R: 0 E: 0 K: 1 S: 5	H: 0 LOB: 1 BB: 1 P: 9	1B: 2 2B: 3 3B: 0 HR: 1	SF: 0 SAC: 0 DP: 2 HBP: 0	WP: 0 PB: 0 SB: 0 CS: 1	PA: 34
PITCHER Dwight Gooden, R ERA: 2.88 (1,1)	IP: 9.0 WLS: W BF: 34 H: 5 R: 1 ER: 1 SO: 4 BB: 5 IBB: 0 HBP: 0 BLK: 0 WP: 0 HR: 1 S: 37 P: 57 ERA: 1.00 WHIP: 1.111															PITCHER				

Houston Astros @ New York Mets
Shea Stadium, Flushing, NY
Fri Jul 04, 1986, 3:33 AM EDT
Att: 28,557 - Unknown

AB 29
R 1
H 5
RBI 1
BB 5
SO 4
LOB 13



Batter	1	2	3	4	5	6	7	8	9	AB	R	H	RBI	BB	SO	LOB	BOTTOM			
Lenny Dykstra, L OBP: 0.393, SLG: 0.452 (1,8)	4-3 1B 2B	FC6-4								3	1	2	1	1	0	2				
Wally Backman, S OBP: 0.393, SLG: 0.411 (1,4)	4-3 2-3		4-3		L7		G3			4	0	0	0	0	0	3				
Keith Hernandez, L OBP: 0.380, SLG: 0.402 (1,3)	1B		K		6-3		F7			4	0	1	1	0	1	2				
Darryl Strawberry, L OBP: 0.394, SLG: 0.557 (1,9)	K		K			F8		F5		4	0	0	0	0	2	1				
Gary Carter, R OBP: 0.331, SLG: 0.428 (1,2)	K			E5 FC4-6				6-3		4	0	1	0	0	1	1				
Danny Heep, L OBP: 0.407, SLG: 0.439 (1,7)					FC4-6					4	0	1	0	0	1	2				
Mookie Wilson, S OBP: 0.339, SLG: 0.471 (9,7)		G4-6-3 BB 1B			1-2			F8		0	0	0	0	0	0	0				
Howard Johnson, S OBP: 0.354, SLG: 0.412 (1,5)						G3				2	0	0	0	1	1	2				
Rafael Santana, R OBP: 0.236, SLG: 0.189 (1,6)										2	1	0	0	1	1	3				
Dwight Gooden, R OBP: 0.133, SLG: 0.140 (1,1)					4-3			SH3-4 2B BB		1	0	0	0	1	0	0				
Inning Stats	R: 1 E: 0 K: 2 S: 9	H: 2 LOB: 1 BB: 0 P: 9	R: 0 E: 0 K: 0 S: 3	H: 1 LOB: 2 BB: 2 P: 11	R: 0 E: 0 K: 2 S: 7	H: 0 LOB: 0 BB: 0 P: 7	R: 0 E: 1 K: 2 S: 8	H: 0 LOB: 1 BB: 0 P: 8	R: 0 E: 0 K: 1 S: 6	H: 1 LOB: 1 BB: 0 P: 6	R: 1 E: 0 K: 0 S: 4	H: 1 LOB: 1 BB: 1 P: 8	R: 0 E: 0 K: 0 S: 3	H: 0 LOB: 0 BB: 0 P: 3	R: 0 E: 0 K: 0 S: 3	H: 0 LOB: 0 BB: 0 P: 3	1B: 3 2B: 2 3B: 0 HR: 0	SF: 0 SAC: 1 DP: 1 HBP: 0	WP: 0 PB: 0 SB: 0 CS: 0	PA: 33
PITCHER Nolan Ryan, R ERA: 4.52 (1,1)	IP: 5.0 WLS: 21 BF: 21 H: 3 R: 1 ER: 1 SO: 6 BB: 3 IBB: 0 HBP: 0 BLK: 0 WP: 0 HR: 0 S: 30 P: 42 ERA: 1.80 WHIP: 1.200															PITCHER				
Larry Andersen, R ERA: 3.52 (6,1)	IP: 1.0 WLS: 4 BF: 1 H: 0 R: 0 ER: 0 SO: 1 BB: 0 IBB: 0 HBP: 0 BLK: 0 WP: 0 HR: 0 S: 6 P: 6 ERA: 0.00 WHIP: 1.000															PITCHER				
Dave Smith, R ERA: 2.6 (7,1)	IP: 2.0 WLS: L BF: 8 H: 1 R: 1 ER: 1 SO: 0 BB: 1 IBB: 0 HBP: 0 BLK: 0 WP: 0 HR: 0 S: 7 P: 11 ERA: 4.50 WHIP: 1.000															PITCHER				

Houston Astros @ New York Mets
Shea Stadium, Flushing, NY
Fri Jul 04, 1986, 3:33 AM EDT
Att: 28,557 - Unknown

AB 28
R 2
H 5
RBI 2
BB 4
SO 7
LOB 16



Batter	1	2	3	4	5	6	7	8	9	AB	R	H	RBI	BB	SO	LOB	TOP							
Bill Doran, S OBP: 0.365, SLG: 0.372 (1,4)	5-3		F4			K		F9		4	0	0	0	0	1	2								
Dickie Thon, R OBP: 0.301, SLG: 0.333 (1,6)	F8			F6		F4		PO	1B	4	0	1	0	0	0	1								
Phil Garner, R OBP: 0.354, SLG: 0.484 (1,5)	K			K			HR	PO	4-3	4	1	1	1	0	2	0								
Glenn Davis, R OBP: 0.326, SLG: 0.505 (1,3)		S		L3			4-3		4-3	4	1	2	0	0	0	0								
Kevin Bass, S OBP: 0.367, SLG: 0.503 (1,9)	K				F3		K		E9	4	0	1	0	0	2	1								
Jose Cruz, L OBP: 0.323, SLG: 0.304 (1,7)	K				3-1		1B		1B	3	0	1	0	1	1	1								
Alan Ashby, S OBP: 0.345, SLG: 0.347 (8, PH)	K				4-3		1B		IBB	3	0	1	0	0	1	1								
Denny Walling, L OBP: 0.364, SLG: 0.430 (9, PH)							1-2		1B	1	0	1	1	0	0	0								
John Mizerock, L OBP: 0.441, SLG: 0.250 (9, 2)									1B	0	0	0	0	0	0	0								
Tony Walker, R OBP: 0.288, SLG: 0.328 (1,8)			6-3				6-3		1-3	4	0	1	0	0	0	4								
Bob Knepper, L OBP: 0.075, SLG: 0.075 (1, 1)							FC5-6		1B	2	0	0	0	0	0	1								
Ty Garney, L OBP: 0.300, SLG: 0.571 (8, PH)			F7				FC5-6			0	0	0	0	1	0	0								
Charlie Kerfeld, R OBP: 0.441, SLG: 0.250 (8, 1)								F9	BB	0	0	0	0	0	0	0								
Inning Stats	R: 0 E: 0 K: 1 S: 5	H: 0 LOB: 0 BB: 0 P: 5	R: 0 E: 0 K: 3 S: 10	H: 1 LOB: 1 BB: 0 P: 10	R: 0 E: 0 K: 0 S: 3	H: 0 LOB: 0 BB: 0 P: 3	R: 0 E: 0 K: 1 S: 5	H: 0 LOB: 0 BB: 0 P: 5	R: 0 E: 0 K: 0 S: 3	H: 0 LOB: 0 BB: 0 P: 3	R: 0 E: 0 K: 1 S: 6	H: 1 LOB: 1 BB: 0 P: 6	R: 1 E: 0 K: 1 S: 8	H: 3 LOB: 2 BB: 0 P: 8	R: 0 E: 0 K: 0 S: 2	H: 1 LOB: 0 BB: 1 P: 6	R: 1 E: 1 K: 0 S: 5	H: 3 LOB: 2 BB: 1 P: 9	1B: 8 2B: 0 3B: 0 HR: 1	SF: 0 SAC: 0 DP: 0 HBP: 0	WP: 0 PB: 0 SB: 1 CS: 0	PA: 36		
PITCHER	IP	WLS	BF	H	R	ER	SO	BB	IBB	HBP	BLK	WP	HR	S	P	ERA	WHIP							
Bob Ojeda, L ERA: 2.43 (1, 1)	8.0		29	6	1	1	7	1	0	0	0	0	1	42	46	1.12	0.875							
Roger McDowell, R ERA: 2.14 (9, 1)	1.0	L	6	3	1	1	0	0	1	0	0	0	0	5	9	9.00	3.000							

Houston Astros @ New York Mets
Shea Stadium, Flushing, NY
Sat Jul 05 1986, 7:05 PM EDT
Att: 50,939 - Unknown

AB	33
R	2
H	9
RBI	2
BB	2
SO	7
LOB	11



Batter	1	2	3	4	5	6	7	8	9	AB	R	H	RBI	BB	SO	LOB	BOTTOM							
Mookie Wilson, S OBP: 0.331, SLG: 0.459 (1,8)	L4		L5			6-3			6-3	4	0	0	0	0	0	1								
Tim Lincecum, R OBP: 0.286, SLG: 0.358 (1,4)	F8		L6			6-3			K	3	0	0	0	0	0	1								
Darryl Strawberry, L OBP: 0.393, SLG: 0.555 (9, PH)										1	0	0	0	0	1	0								
Keith Hernandez, L OBP: 0.379, SLG: 0.412 (1,3)	HR				4-3		K			3	1	1	1	0	1	0								
Gary Carter, R OBP: 0.328, SLG: 0.423 (1,2)	F7				F4		5-3			3	0	0	0	0	0	0								
Kevin Mitchell, R OBP: 0.421, SLG: 0.576 (1,9)					F4		F6			3	0	1	0	0	0	0								
George Foster, R OBP: 0.321, SLG: 0.497 (1,7)									4-3	3	0	1	0	0	0	1								
Roger McDowell, R OBP: 0.400, SLG: 0.333 (9, 1)										0	0	0	0	0	0	0								
Ray Knight, R OBP: 0.351, SLG: 0.468 (1,5)									L8	3	0	0	0	0	0	2								
Rafael Santana, R OBP: 0.238, SLG: 0.192 (1,6)									5-3	3	0	1	0	0	1	0								
Bob Ojeda, L OBP: 0.079, SLG: 0.079 (1, 1)										2	0	0	0	0	2	1								
Lenny Dykstra, L OBP: 0.392, SLG: 0.449 (9, 8)									F8	1	0	0	0	0	0	0								
Inning Stats	R: 1 E: 0 K: 0 S: 4	H: 1 LOB: 0 BB: 0 P: 4	R: 0 E: 0 K: 0 S: 3	H: 1 LOB: 0 BB: 0 P: 3	R: 0 E: 1 K: 1 S: 6	H: 1 LOB: 1 BB: 0 P: 6	R: 0 E: 0 K: 0 S: 3	H: 0 LOB: 0 BB: 0 P: 3	R: 0 E: 0 K: 1 S: 5	H: 0 LOB: 0 BB: 0 P: 5	R: 0 E: 0 K: 1 S: 5	H: 0 LOB: 0 BB: 0 P: 5	R: 0 E: 0 K: 0 S: 3	H: 0 LOB: 0 BB: 0 P: 3	R: 0 E: 0 K: 1 S: 5	H: 0 LOB: 0 BB: 0 P: 5	R: 0 E: 0 K: 1 S: 5	H: 0 LOB: 0 BB: 0 P: 5	1B: 2 2B: 2 3B: 0 HR: 1	SF: 0 SAC: 0 DP: 2 HBP: 0	WP: 0 PB: 0 SB: 0 CS: 0	PA: 29		
PITCHER	IP	WLS	BF	H	R	ER	SO	BB	IBB	HBP	BLK	WP	HR	S	P	ERA	WHIP							
Bob Knepper, L ERA: 2.67 (1, 1)	7.0		23	4	1	1	4	0	0	0	0	0	0	31	31	1.29	0.571							
Charlie Kerfeld, R ERA: 1.72 (8, 1)	2.0	W	6	0	0	0	1	0	0	0	0	0	0	8	8	0.00	0.000							

Houston Astros @ New York Mets
Shea Stadium, Flushing, NY
Sat Jul 05 1986, 7:05 PM EDT
Att: 50,939 - Unknown


AB	29
R	1
H	4
RBI	1
BB	0
SO	5
LOB	6



Batter	1	2	3	4	5	6	7	8	9	AB	R	H	RBI	BB	SO	LOB	TOP					
Bill Doran, S OBP: 0.365, SLG: 0.372 (1,4)		6-3			K		1B SF8	3-1		5	1	2	0	0	1	4						
Dickie Thon, R OBP: 0.300, SLG: 0.331 (1,6)	F8		F8		F8		1B	K		4	0	1	0	0	0	1						
Jose Cruz, L OBP: 0.321, SLG: 0.302 (9, PH)							1B	K		1	0	0	0	0	1	0						
Phil Garner, R OBP: 0.355, SLG: 0.479 (1,5)	F8		FC5-4		F9		SF8	1B	1B	2	1	0	1	2	0	1						
Glenn Davis, R OBP: 0.326, SLG: 0.502 (1,3)			FC5-4			K		1B	1B	2	0	0	0	1	1	1						
Aurelio Lopez, R OBP: 0.529, SLG: 0.571 (6,1)			1B					1B	1B	0	0	0	0	0	0	0						
Ty Gainey, L OBP: 0.250, SLG: 0.250 (7, PH)			1-2					1B	1B	0	0	0	0	1	0	0						
Frank DiPino, L OBP: 0.368, SLG: 0.434 (7,1)			BB					1B	1B	0	0	0	0	0	0	0						
Denny Walling, L OBP: 0.368, SLG: 0.434 (9, PH)								1B	1B	1	1	1	0	0	0	0						
Kevin Bass, S OBP: 0.371, SLG: 0.505 (1,9)	F7						4-3			5	0	3	1	0	0	4						
Jim Pankovits, R OBP: 0.333, SLG: 0.372 (1,7)		F5			K		FC9-5	1B	1B	4	0	2	1	1	1	2						
Tony Walker, R OBP: 0.282, SLG: 0.317 (1,8)					F8		FC9-5	1B	1B	5	0	1	0	0	2	5						
John Mizerock, L OBP: 0.417, SLG: 0.231 (1,2)								K	K	2	0	0	0	0	2	1						
Alan Ashby, S OBP: 0.345, SLG: 0.340 (6, PH)		K			K				4-3	2	0	0	0	1	0	4						
Mark Knudson, R OBP: 0.345, SLG: 0.340 (6,2)									4-3	2	0	0	0	1	0	4						
Louie Meadows, L OBP: 0.285, SLG: 0.375 (4, PH)					F8					0	0	0	0	1	0	0						
Larry Andersen, R OBP: 0.285, SLG: 0.375 (4,1)										1	0	0	0	0	0	0						
Craig Reynolds, L OBP: 0.285, SLG: 0.375 (6,3)										0	0	0	0	0	0	2						
Inning Stats	R: 0 E: 0 K: 0 S: 4	H: 1 LOB: 2 P: 8	R: 0 E: 0 K: 1 S: 6	H: 1 LOB: 1 P: 10	R: 0 E: 0 K: 1 S: 6	H: 1 LOB: 2 P: 10	R: 0 E: 0 K: 1 S: 5	H: 0 LOB: 0 P: 5	R: 0 E: 0 K: 1 S: 5	H: 0 LOB: 0 P: 5	R: 0 E: 0 K: 1 S: 6	H: 1 LOB: 2 P: 10	R: 1 E: 0 K: 0 S: 5	H: 2 LOB: 2 P: 9	R: 0 E: 0 K: 1 S: 6	H: 1 LOB: 2 P: 10	R: 2 E: 0 K: 2 S: 10	H: 3 LOB: 2 P: 14	1B: 10 2B: 0 3B: 0 HR: 0	SF: 1 SAC: 0 DP: 0 HBP: 0	WP: 0 PB: 0 SB: 2 CS: 0	PA: 44
PITCHER	IP WLS BF H R ER SO BB IBB HBP BLK WP HR S P ERA WHIP	6.2 W 31 6 1 1 5 5 0 0 0 0 0 0 36 56 1.35 1.650	1.2 11 4 2 2 2 2 0 0 0 0 0 0 13 21 10.80 3.600	0.2 S 2 0 0 0 1 0 0 0 0 0 0 0 4 4 0.00 0.000																		

Houston Astros @ New York Mets
Shea Stadium, Flushing, NY
Sun Jul 06 1986, 3:33 AM EDT
Att: 31,017 - Unknown


AB 36
R 3
H 10
RBI 3
BB 7
SO 8
LOB 25



Batter	1	2	3	4	5	6	7	8	9	AB	R	H	RBI	BB	SO	LOB	BOTTOM					
Lenny Dykstra, L OBP: 0.401, SLG: 0.461 (1,8)	S	BB		6-3		4-3		CS		4	0	3	1	1	0	1						
Wally Backman, S OBP: 0.393, SLG: 0.408 (1,4)	F7	2H				4-3		BB		4	0	1	0	1	1	3						
Keith Hernandez, L OBP: 0.378, SLG: 0.408 (1,3)				2H		2-3		1-2		3	0	0	0	1	1	3						
Darryl Strawberry, L OBP: 0.391, SLG: 0.549 (1,9)	K			F7						4	0	1	0	0	2	2						
Kevin Mitchell, R OBP: 0.430, SLG: 0.600 (1,6)										3	2	2	1	1	1	2						
Rafael Santana, R OBP: 0.238, SLG: 0.192 (8,6)	K			HR				HR		0	0	0	0	0	0	0						
Danny Heep, L OBP: 0.405, SLG: 0.436 (1,7)										3	0	1	0	0	0	0						
Mookie Wilson, S OBP: 0.329, SLG: 0.456 (7, PH)	F7			6-3						1	0	0	0	0	0	1						
Howard Johnson, S OBP: 0.359, SLG: 0.455 (1,5)										4	2	2	2	0	0	3						
Ed Hearn, R OBP: 0.364, SLG: 0.590 (1,2)		E4						HR		4	1	1	0	0	1	3						
Sid Fernandez, L OBP: 0.184, SLG: 0.139 (1,1)		SH3-4								1	0	0	0	0	1	0						
Doug Sisk, R OBP: 0.400, SLG: 0.333 (7,1)				SH3-4						1	0	0	0	0	1	0						
Roger McDowell, R OBP: 0.400, SLG: 0.333 (9,1)										0	0	0	0	0	0	0						
Inning Stats	R: 0 E: 0 K: 2 S: 8	H: 1 LOB: 2 P: 12	R: 2 E: 1 K: 0 S: 6	H: 2 LOB: 2 P: 10	R: 1 E: 0 K: 0 S: 4	H: 1 LOB: 0 P: 4	R: 0 E: 0 K: 0 S: 4	H: 2 LOB: 2 P: 4	R: 0 E: 0 K: 1 S: 7	H: 2 LOB: 3 P: 11	R: 0 E: 0 K: 1 S: 6	H: 1 LOB: 0 P: 6	R: 2 E: 0 K: 2 S: 9	H: 2 LOB: 0 P: 9	R: 0 E: 0 K: 2 S: 6	H: 0 LOB: 1 P: 10	1B: 7 2B: 2 3B: 0 HR: 2	SF: 0 SAC: 2 DP: 0 HBP: 0	WP: 0 PB: 0 SB: 2 CS: 1	PA: 38		
PITCHER	IP WLS BF H R ER SO BB IBB HBP BLK WP HR S P ERA WHIP	3.0 L 16 4 3 1 2 1 0 0 0 0 0 0 11 15 0.00 2.500	2.0 10 4 0 0 1 1 0 0 0 0 0 0 6 6 0.00 1.000	1.0 4 1 0 0 1 0 0 0 0 0 0 0 6 6 0.00 1.000	2.0 8 2 2 2 4 1 0 0 0 0 0 1 15 19 9.00 1.500																	

Houston Astros @ New York Mets
Shea Stadium, Flushing, NY
Sun Jul 06 1986, 3:33 AM EDT
Att: 31,017 - Unknown

AB 32
R 5
H 11
RBI 4
BB 4
SO 8
LOB 18



Batter	1	2	3	4	5	6	7	8	9	10	AB	R	H	RBI	BB	SO	LOB	TOP						
Eddie Milner, L (1, 8) OBP: 0.295, SLG: 0.392	K		L1		F8			HR	K		5	1	1	1	0	2	1	Cincinnati Reds @ New York Mets Shea Stadium, Flushing, NY Tue Jul 08 1986, 7:05 PM EDT Att: 35,803 - Unknown						
Pete Rose, S (1, 3) OBP: 0.308, SLG: 0.263	K							F8	F8		3	0	1	0	0	1	0							
Tracy Jones, R (8, PH)	K							F8	F8		1	0	0	0	0	0	0							
Ted Power, R (8, 1)											0	0	0	0	0	0	0							
Wade Rowdon, R (9, PH)											1	0	0	0	0	0	1							
John Franco, L (9, 1)											0	0	0	0	0	0	0							
Dave Parker, L (1, 9) OBP: 0.345, SLG: 0.487	6-3							L1			5	1	2	0	0	0	0							
Eric Davis, R (1, 7) OBP: 0.372, SLG: 0.508											5	0	2	0	0	2	3							
Bo Diaz, R (1, 2) OBP: 0.221, SLG: 0.345											2	0	1	0	1	0	2							
Tom Browning, L (7, PR)											0	1	0	0	0	0	0							
Carl Willis, L (7, 1)											0	0	0	0	0	0	0							
Tony Perez, R (8, PH)											2	0	1	1	0	0	1							
Dave Concepcion, R (1, 6) OBP: 0.311, SLG: 0.337											4	1	1	0	1	0	4							
Buddy Bell, R (1, 5) OBP: 0.312, SLG: 0.351											4	1	1	2	0	1	7							
Ron Oester, S (1, 4) OBP: 0.310, SLG: 0.352											4	0	1	1	0	0	0							
John Denny, R (1, 1) OBP: 0.211, SLG: 0.189											2	0	0	0	0	1	0							
Kal Daniels, L (7, PH)											1	0	0	0	0	0	2							
Sal Butera, R (7, 2) OBP: 0.393, SLG: 0.341											1	0	1	0	0	0	0							
Inning Stats	R: 0 E: 0 K: 2 S: 7	H: 0 LOB: 0 BB: 0 P: 7	R: 0 E: 0 K: 0 S: 3	H: 1 LOB: 1 BB: 1 P: 7	R: 0 E: 0 K: 0 S: 3	H: 0 LOB: 0 BB: 0 P: 3	R: 0 E: 0 K: 2 S: 9	H: 2 LOB: 3 BB: 1 P: 13	R: 0 E: 0 K: 1 S: 5	H: 0 LOB: 0 BB: 0 P: 5	R: 0 E: 0 K: 1 S: 5	H: 0 LOB: 0 BB: 0 P: 5	R: 1 E: 1 K: 0 S: 5	H: 2 LOB: 2 BB: 0 P: 5	R: 1 E: 0 K: 0 S: 5	H: 2 LOB: 1 BB: 0 P: 5	R: 2 E: 0 K: 1 S: 8	H: 3 LOB: 1 BB: 0 P: 8	R: 1 E: 0 K: 0 S: 4	H: 2 LOB: 0 BB: 0 P: 4	1B: 8 2B: 2 3B: 0 HR: 2	SF: 0 SAC: 0 DP: 3 HBP: 0	WP: 0 PB: 0 SB: 3 CS: 0	PA: 42
PITCHER	IP	WLS	BF	H	R	ER	SO	BB	IBB	HBP	BLK	WP	HR	S	P	ERA	WHIP							
Ron Darling, R (1, 1) ERA: 3.06	7.0		28	6	2	1	6	2	0	0	0	0	1	38	46	1.29	1.143							
Jesse Orosco, L (8, 1) ERA: 3.43	2.0		10	4	2	2	1	0	0	0	0	0	1	12	12	9.00	2.000							
Roger McDowell, R (10, 1) ERA: 2.22	1.0	L	4	2	1	1	0	0	0	0	0	0	0	4	4	9.00	2.000							

Batter	1	2	3	4	5	6	7	8	9	10	AB	R	H	RBI	BB	SO	LOB	BOTTOM						
Lenny Dykstra, L (1, 8) OBP: 0.407, SLG: 0.485	4-3										4	1	2	1	0	0	0	Cincinnati Reds @ New York Mets Shea Stadium, Flushing, NY Tue Jul 08 1986, 7:05 PM EDT Att: 35,803 - Unknown						
Mookie Wilson, S (10, PH) OBP: 0.331, SLG: 0.456											1	0	0	0	0	0	0							
Wally Backman, S (1, 4) OBP: 0.389, SLG: 0.408	F8										3	0	0	0	0	0	0							
Kevin Mitchell, R (10, PH) OBP: 0.425, SLG: 0.587											0	0	0	0	1	0	0							
Keith Hernandez, L (1, 3) OBP: 0.372, SLG: 0.401	F8										5	1	0	0	0	0	2							
Darryl Strawberry, L (1, 9) OBP: 0.396, SLG: 0.556											3	2	1	0	2	1	1							
Gary Carter, R (1, 2) OBP: 0.328, SLG: 0.418											3	0	1	0	1	0	1							
Danny Heep, L (1, 7) OBP: 0.400, SLG: 0.429											4	0	1	0	0	1	3							
Howard Johnson, S (1, 5) OBP: 0.358, SLG: 0.477											4	0	0	1	0	1	1							
Rafael Santana, R (1, 6) OBP: 0.238, SLG: 0.193											4	0	1	0	0	1	0							
Ron Darling, R (1, 1) OBP: 0.128, SLG: 0.089											3	0	0	0	0	1	2							
Jesse Orosco, R (8, 1)											0	0	0	0	0	0	0							
George Foster, R (9, PH)											1	0	0	0	0	0	0							
Roger McDowell, R (10, 1) OBP: 0.400, SLG: 0.333											0	0	0	0	0	0	0							
Inning Stats	R: 0 E: 0 K: 0 S: 3	H: 0 LOB: 0 BB: 0 P: 3	R: 0 E: 0 K: 0 S: 3	H: 0 LOB: 0 BB: 0 P: 3	R: 0 E: 0 K: 1 S: 5	H: 0 LOB: 0 BB: 0 P: 5	R: 0 E: 0 K: 0 S: 3	H: 0 LOB: 0 BB: 0 P: 3	R: 1 E: 1 K: 1 S: 7	H: 2 LOB: 2 BB: 1 P: 11	R: 2 E: 0 K: 0 S: 6	H: 3 LOB: 1 BB: 0 P: 6	R: 0 E: 0 K: 0 S: 3	H: 0 LOB: 0 BB: 0 P: 3	R: 1 E: 0 K: 1 S: 6	H: 1 LOB: 2 BB: 2 P: 14	R: 0 E: 0 K: 1 S: 5	H: 0 LOB: 0 BB: 0 P: 5	R: 0 E: 0 K: 1 S: 5	H: 0 LOB: 1 BB: 1 P: 9	1B: 5 2B: 0 3B: 0 HR: 1	SF: 0 SAC: 1 DP: 0 HBP: 0	WP: 0 PB: 1 SB: 0 CS: 0	PA: 40
PITCHER	IP	WLS	BF	H	R	ER	SO	BB	IBB	HBP	BLK	WP	HR	S	P	ERA	WHIP							
John Denny, R (1, 1) ERA: 4.47	6.0		24	5	3	2	2	1	0	0	0	0	0	27	31	3.00	1.000							
Carl Willis, R (7, 1) ERA: 1.74	1.0		3	0	0	0	0	0	0	0	0	0	0	3	3	0.00	0.000							
Ted Power, R (8, 1) ERA: 5.84	1.0		6	1	1	1	1	2	0	0	0	0	1	6	14	9.00	3.000							
John Franco, L (9, 1) ERA: 2.31	2.0	W	7	0	0	0	2	1	0	0	0	0	0	10	14	0.00	0.500							

AB	40
R	5
H	12
RBI	5
BB	2
SO	7
LOB	21



AB	35
R	4
H	6
RBI	2
BB	4
SO	5
LOB	10



Batter	1	2	3	4	5	6	7	8	9	AB	R	H	RBI	BB	SO	LOB	TOP										
Eddie Milner, L OBP: 0.296, SLG: 0.395 (1, 8)	0-0 4-3	0-3 K		0-0 F7	0-0 1-2 1B		0-0 4-3		0-0 1-H 2B	6	0	2	1	0	1	1	Cincinnati Reds @ New York Mets Shea Stadium, Flushing, NY Wed Jul 09 1986, 3:33 AM EDT Att: 38,079 - Unknown										
Pete Rose, S OBP: 0.507, SLG: 0.263 Tracy Jones, R OBP: 0.406, SLG: 0.453 (1, 3) (7, 3)	0-0 3-1	0-0 6-3		0-0 1-2 1B	0-0 L7			0-0 6-3		4	0	1	0	0	0	2											
Dave Parker, L OBP: 0.344, SLG: 0.484 Max Venable, L OBP: 0.291, SLG: 0.338 (1, 9) (6, 7)	0-0 1B 2B	0-0 F7		0-3 K		0-0 4-3		0-0 L9 1B 2B		4	1	1	0	0	1	2											
Eric Davis, R OBP: 0.377, SLG: 0.511 (1, 7) (6, 9)	0-0 2B 1B		0-0 S 1B		0-0 F8	0-0 PB 1B SF9		0-0 L9		5	3	3	0	0	0	1											
Wade Rowdon, R OBP: 0.366, SLG: 0.459 (1, 5)	0-0 1B 2B		0-0 L7-4 1B		0-0 1B HR	0-0 SF9 PB		0-0 1B		5	2	5	3	0	0	0											
Dave Concepcion, R OBP: 0.313, SLG: 0.340 (1, 6)	0-0 E		0-0 L8		0-0 HR	0-0 SF9		0-0 4-3		4	2	2	3	0	0	2											
Sal Butera, R OBP: 0.377, SLG: 0.388 (1, 2)	0-0 E7 WP		0-0 L7-4		0-0 HR	0-0 F4		0-0 6-3		5	1	1	3	0	0	2											
Ron Oester, S OBP: 0.312, SLG: 0.348 (1, 4)	4-0 2-3 IBB		4-0 BB		0-0 F8		0-0 L6		0-0 L4	3	0	0	0	2	0	0											
Tom Browning, L OBP: 0.209, SLG: 0.190 Kal Daniels, L OBP: 0.406, SLG: 0.544 Carl Willis, L (9, PH) (9, 1)	0-3 K		0-0 B1		4-0 1B BB	0-0 1B BB		0-0 5-3		3	0	0	0	1	1	3											
Inning Stats	R: 4 E: 1 K: 1 S: 10	H: 4 LOB: 2 BB: 1 P: 14	R: 0 E: 0 K: 1 S: 5	H: 0 LOB: 0 BB: 0 P: 5	R: 1 E: 0 K: 0 S: 4	H: 2 LOB: 0 BB: 0 P: 4	R: 0 E: 0 K: 1 S: 6	H: 1 LOB: 2 BB: 1 P: 10	R: 3 E: 0 K: 0 S: 7	H: 4 LOB: 2 BB: 1 P: 11	R: 1 E: 0 K: 0 S: 5	H: 2 LOB: 1 BB: 0 P: 5	R: 0 E: 0 K: 0 S: 3	H: 0 LOB: 0 BB: 0 P: 3	R: 1 E: 0 K: 0 S: 5	H: 2 LOB: 1 BB: 0 P: 4		R: 1 E: 0 K: 0 S: 4	H: 2 LOB: 1 BB: 0 P: 4	1B: 13 2B: 4 3B: 0 HR: 1	SF: 1 SAC: 0 DP: 1 HBP: 0	WP: 1 PB: 1 SB: 2 CS: 0	PA: 46				
PITCHER	IP	WLS	BF	H	R	ER	SO	BB	IBB	HBP	BLK	WP	HR	S	P	ERA	WHIP										
Dwight Gooden, R ERA: 2.77 Bruce Berenyi, R ERA: 6.35 Randy Niemann, L ERA: 4.24 Doug Sisk, R ERA: 2.52	(1, 1) (5, 1) (6, 1) (8, 1)	4.0 1.0 2.0 2.0	21 8 8 9	7 4 2 4	5 3 1 2	4 3 0 2	3 3 0 0	1 0 0 0	1 0 0 0	0 0 0 0	1 0 0 0	1 1 7 9	0 1 8 9	25 7 8 9	33 11 8 9	9.00 27.00 0.00 9.00	2.000 5.000 1.000 2.000										

Batter	1	2	3	4	5	6	7	8	9	AB	R	H	RBI	BB	SO	LOB	BOTTOM										
Mookie Wilson, S OBP: 0.330, SLG: 0.451 (1, 8)	0-3 K			0-3 K		0-0 G1-6-3 1B		0-0 L9		4	0	1	0	0	2	1	Cincinnati Reds @ New York Mets Shea Stadium, Flushing, NY Wed Jul 09 1986, 3:33 AM EDT Att: 38,079 - Unknown										
Tim Lincecum, R OBP: 0.293, SLG: 0.352 (1, 4)	0-0 B2			0-0 FC6-4 1B		0-0 G1-6-3		0-0 E6		4	0	1	0	0	0	2											
Keith Hernandez, L OBP: 0.370, SLG: 0.398 Rafael Santana, R OBP: 0.236, SLG: 0.191 (1, 3) (6, 6)	0-0 F8			0-3 K		0-0 F4		0-0 F8		2	0	0	0	0	1	1											
Kevin Mitchell, R OBP: 0.414, SLG: 0.570 (1, 6) (6, 9)		0-3 K		0-0 FC6-4		0-0 F7		0-0 4-3		4	0	0	0	0	1	1											
Darryl Strawberry, L OBP: 0.399, SLG: 0.560 Randy Niemann, L OBP: 0.450, SLG: 0.250 Rick Aguilera, R OBP: 0.232, SLG: 0.529 Doug Sisk, R OBP: 0.397, SLG: 0.425 (1, 9) (6, 1) (7, PH) (8, 1) (9, PH)	0-0 F7			0-0 F8 SF9		0-0 E5		0-0 F8		2	1	1	0	0	0	0											
George Foster, R OBP: 0.312, SLG: 0.480 (1, 7)	0-3 K			0-0 F8		0-0 F4		0-0 F8		4	0	0	0	0	1	2											
Ray Knight, R OBP: 0.343, SLG: 0.459 (1, 5) (6, 3)			0-0 L7		0-0 SF9		0-0 F8			2	0	0	1	0	0	1											
Ed Hearn, R OBP: 0.383, SLG: 0.595 (1, 2)			0-0 F9		0-0 1B			0-0 E		3	0	2	0	0	0	0											
Dwight Gooden, R OBP: 0.130, SLG: 0.136 Bruce Berenyi, R Howard Johnson, S OBP: 0.352, SLG: 0.468 (5, PH) (6, 5)	0-0 F9			0-3 K				0-3 K		1	0	0	0	0	0	0											
Inning Stats	R: 0 E: 0 K: 1 S: 5	H: 0 LOB: 0 BB: 0 P: 5	R: 0 E: 0 K: 2 S: 7	H: 0 LOB: 0 BB: 0 P: 7	R: 0 E: 0 K: 0 S: 3	H: 0 LOB: 0 BB: 0 P: 3	R: 0 E: 0 K: 2 S: 8	H: 1 LOB: 1 BB: 0 P: 8	R: 1 E: 0 K: 1 S: 7	H: 2 LOB: 1 BB: 0 P: 7	R: 0 E: 0 K: 0 S: 3	H: 1 LOB: 0 BB: 0 P: 3	R: 0 E: 1 K: 1 S: 4	H: 0 LOB: 1 BB: 0 P: 4	R: 0 E: 1 K: 1 S: 7	H: 1 LOB: 2 BB: 0 P: 7		R: 0 E: 0 K: 0 S: 3	H: 0 LOB: 0 BB: 0 P: 3	1B: 4 2B: 1 3B: 0 HR: 0	SF: 1 SAC: 0 DP: 1 HBP: 0	WP: 0 PB: 0 SB: 0 CS: 0	PA: 33				
PITCHER	IP	WLS	BF	H	R	ER	SO	BB	IBB	HBP	BLK	WP	HR	S	P	ERA	WHIP										
Tom Browning, L ERA: 4.0 Carl Willis, R ERA: 1.59	(1, 1) (9, 1)	8.0 1.0	30 3	5 0	1 0	1 0	7 0	0 0	0 0	0 0	0 0	0 0	0 3	44 3	44 3	1.12 0.00	0.625 0.000										



Batter	1	2	3	4	5	6	7	8	9	AB	R	H	RBI	BB	SO	LOB	TOP					
Andres Thomas, R (1.6) OBP: 0.327, SLG: 0.486	F7		F9			F8		K		4	0	0	0	0	1	1	Atlanta Braves @ New York Mets Shea Stadium, Flushing, NY Thu Jul 10 1986, 7:05 PM EDT Att: 34,836 - Unknown					
Ken Griffey, L (1.7) OBP: 0.340, SLG: 0.457	F6		FC6-4			K		F4		4	0	0	0	0	1	1						
Dale Murphy, R (1.8) OBP: 0.375, SLG: 0.478	2B			CS		1B		1B		3	1	3	0	1	0	0						
Bob Horner, R (1.3) OBP: 0.346, SLG: 0.498	K			F8		E5		F7		4	0	0	0	0	1	4						
Terry Harper, R (1.9) OBP: 0.307, SLG: 0.359		CS		1B		1B		FC6-4		4	0	4	1	0	0	0						
Rafael Ramirez, R (1.5) OBP: 0.297, SLG: 0.331	K			1B		F9		FC6-4		4	0	0	0	0	2	5						
Ken Oberkfell, L (1.4) OBP: 0.387, SLG: 0.405	F3			K		F9		L8		4	0	0	0	0	0	2						
Bruce Benedict, R (1.2) OBP: 0.375, SLG: 0.422			F8		F2		F3		L5	4	0	0	0	0	0	1						
Zane Smith, L (1.1) OBP: 0.128, SLG: 0.089						K		F5		1	0	0	0	1	1	0						
Jim Acker, R (5.1) OBP: 0.297, SLG: 0.381										0	0	0	0	0	0	0						
Bill Sample, R (7. PH) OBP: 0.297, SLG: 0.381										1	0	0	0	0	0	0						
Paul Assenmacher, L (7.1) OBP: 0.297, SLG: 0.381										0	0	0	0	0	0	0						
Inning Stats	R: 0 E: 0 K: 1 S: 6	H: 1 LOB: 1 BB: 0 P: 6	R: 0 E: 0 K: 1 S: 5	H: 1 LOB: 0 BB: 0 P: 5	R: 0 E: 0 K: 0 S: 3	H: 0 LOB: 1 BB: 1 P: 7	R: 0 E: 0 K: 1 S: 6	H: 2 LOB: 1 BB: 0 P: 6	R: 0 E: 0 K: 1 S: 5	H: 0 LOB: 0 BB: 0 P: 5	R: 1 E: 1 K: 1 S: 7	H: 1 LOB: 2 BB: 1 P: 11	R: 0 E: 0 K: 0 S: 3	H: 0 LOB: 0 BB: 0 P: 3	R: 0 E: 0 K: 1 S: 6	H: 1 LOB: 1 BB: 0 P: 6	R: 0 E: 0 K: 0 S: 4	H: 1 LOB: 1 BB: 0 P: 4	1B: 6 2B: 1 3B: 0 HR: 0	SF: 0 SAC: 0 DP: 0 HBP: 0	WP: 0 PB: 0 CS: 2	PA: 35
PITCHER Bob Ojeda, L (1.1) ERA: 2.24	IP: 9.0 WLS: W BF: 35 H: 7 R: 1 ER: 0 SO: 6 BB: 2 IBB: 0 HBP: 0 BLK: 0 WP: 0 HR: 0 S: 45 P: 53 ERA: 0.00 WHIP: 1.000															PITCHER						

Batter	1	2	3	4	5	6	7	8	9	AB	R	H	RBI	BB	SO	LOB	BOTTOM			
Mookie Wilson, S (1.8) OBP: 0.328, SLG: 0.446	3-1		BB		6-3	G3				4	0	1	1	0	0	1	Atlanta Braves @ New York Mets Shea Stadium, Flushing, NY Thu Jul 10 1986, 7:05 PM EDT Att: 34,836 - Unknown			
Tim Lincecum, R (1.4) OBP: 0.292, SLG: 0.345	K		6-3		2B	6-3				3	1	0	0	1	1	2				
Keith Hernandez, L (1.3) OBP: 0.372, SLG: 0.401	K		BB		2B	4-3				3	1	1	0	1	1	0				
Gary Carter, R (1.2) OBP: 0.337, SLG: 0.431		HR	BB		2B	1B				1	2	1	1	3	0	0				
Darryl Strawberry, L (1.9) OBP: 0.397, SLG: 0.555	3-1		BB		K	6-3				4	0	1	0	0	2	6				
George Foster, R (1.7) OBP: 0.311, SLG: 0.480	F8				6-3	2B				4	0	1	3	0	0	2				
Ray Knight, R (1.5) OBP: 0.338, SLG: 0.452	F8				F2	5-3				4	0	0	0	0	0	1				
Rafael Santana, R (1.6) OBP: 0.241, SLG: 0.193			SH1-4		FC5-3	5-3				3	1	1	0	1	0	0				
Bob Ojeda, L (1.1) OBP: 0.098, SLG: 0.098			SH1-4		FC5-3	G3				3	0	1	0	0	0	1				
Inning Stats	R: 0 E: 0 K: 2 S: 7	H: 0 LOB: 0 BB: 0 P: 7	R: 1 E: 0 K: 0 S: 4	H: 1 LOB: 0 BB: 0 P: 4	R: 1 E: 0 K: 1 S: 6	H: 1 LOB: 3 BB: 3 P: 18	R: 0 E: 0 K: 0 S: 4	H: 1 LOB: 1 BB: 0 P: 4	R: 3 E: 0 K: 1 S: 7	H: 2 LOB: 1 BB: 2 P: 15	R: 0 E: 0 K: 0 S: 4	H: 1 LOB: 1 BB: 0 P: 4	R: 0 E: 0 K: 0 S: 3	H: 1 LOB: 1 BB: 1 P: 7	R: 0 E: 0 K: 0 S: 3	H: 0 LOB: 0 BB: 0 P: 3		1B: 4 2B: 3 3B: 0 HR: 1	SF: 0 SAC: 1 DP: 1 HBP: 0	WP: 0 PB: 0 CS: 0
PITCHER Zane Smith, L (1.1) ERA: 3.49	IP: 4.2 WLS: L BF: 24 H: 5 R: 5 ER: 5 SO: 4 BB: 4 IBB: 1 HBP: 0 BLK: 0 WP: 0 HR: 1 S: 27 P: 47 ERA: 9.64 WHIP: 1.929															PITCHER				
Jim Acker, R (5.1) ERA: 4.12	IP: 1.1 WLS: 5 BF: 1 H: 0 R: 0 ER: 0 SO: 0 BB: 0 IBB: 0 HBP: 0 BLK: 0 WP: 0 HR: 0 S: 5 P: 5 ERA: 0.00 WHIP: 0.750															PITCHER				
Paul Assenmacher, L (7.1) ERA: 2.18	IP: 2.0 WLS: 7 BF: 1 H: 0 R: 0 ER: 0 SO: 0 BB: 1 IBB: 0 HBP: 0 BLK: 0 WP: 0 HR: 0 S: 6 P: 10 ERA: 0.00 WHIP: 1.000															PITCHER				



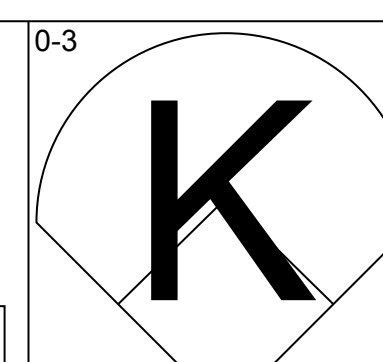
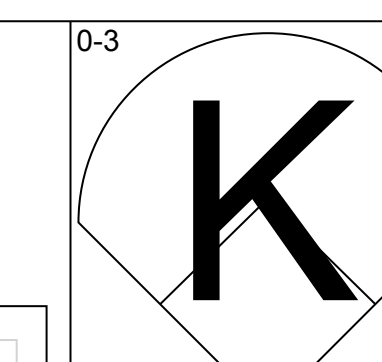
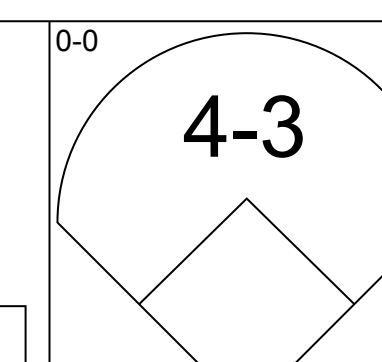
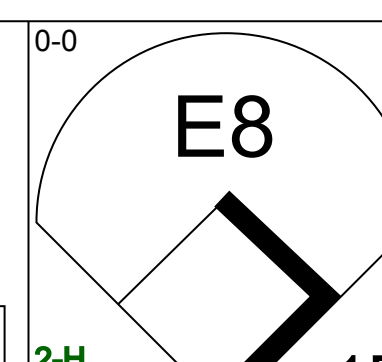
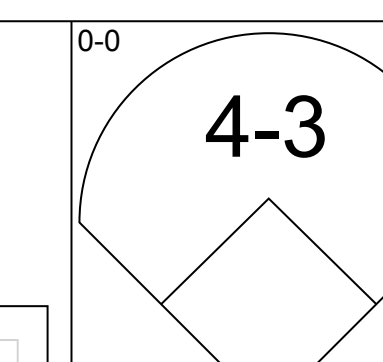
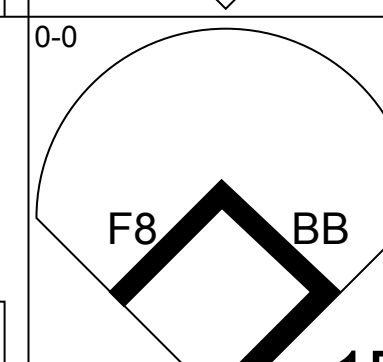
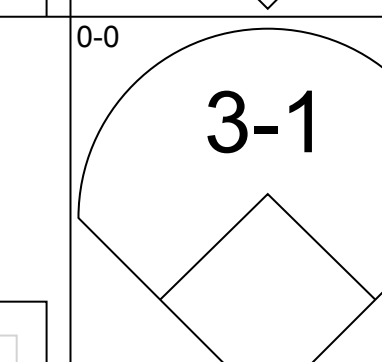
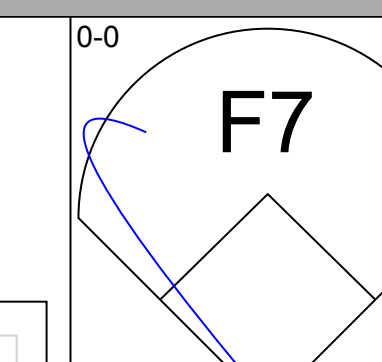
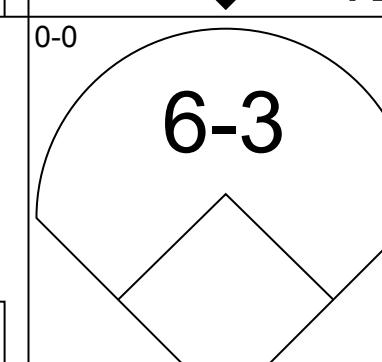
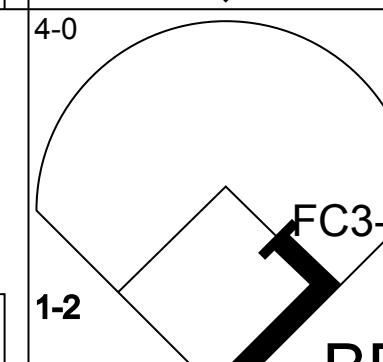
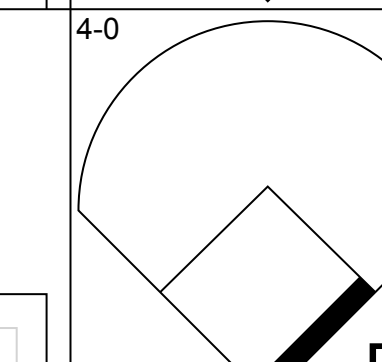
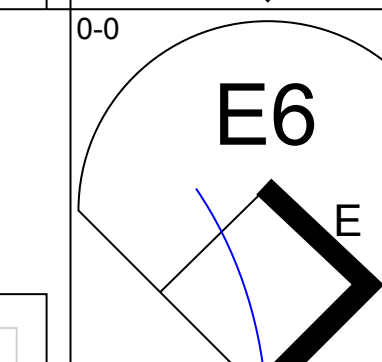
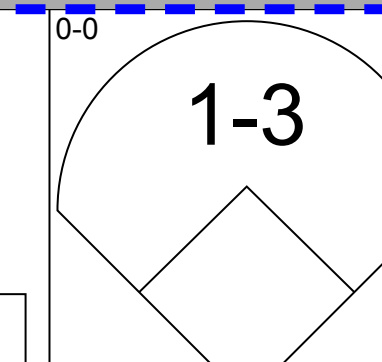
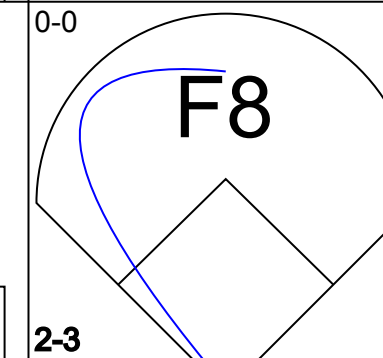
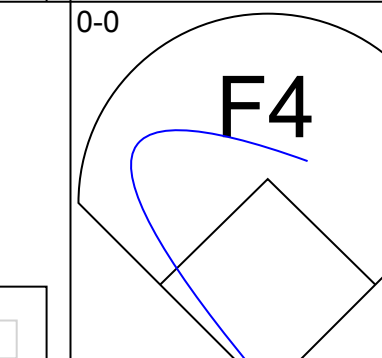
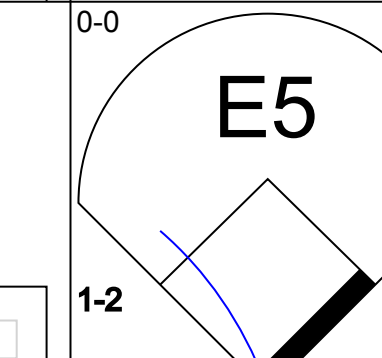
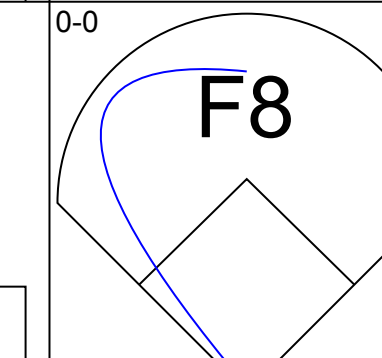
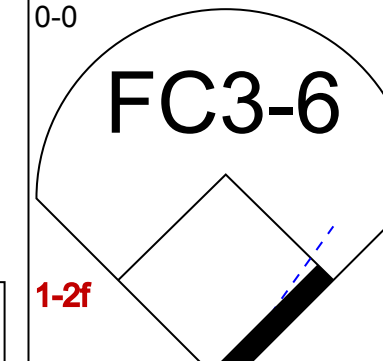
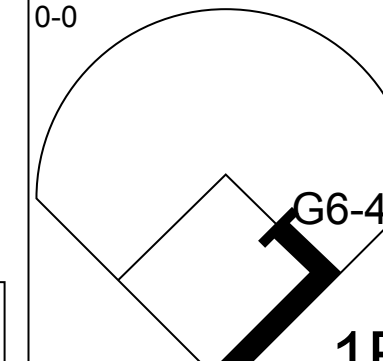
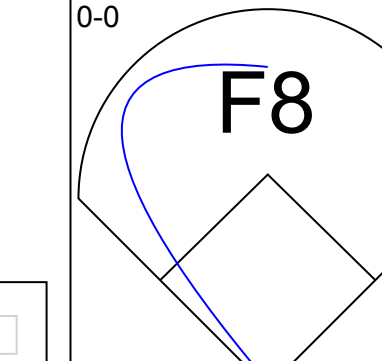
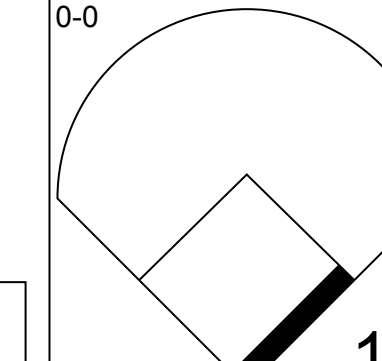
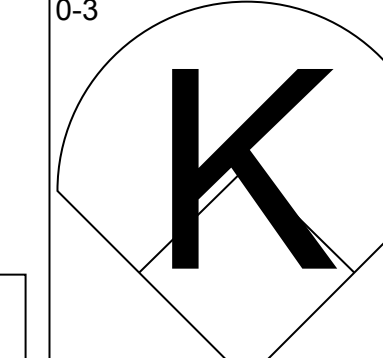
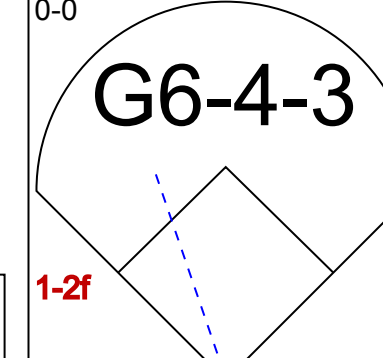
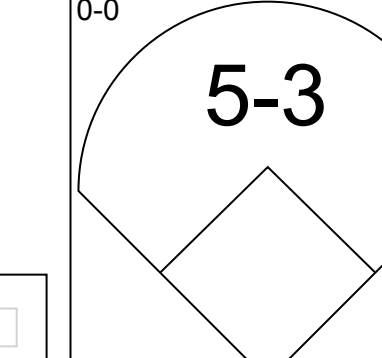
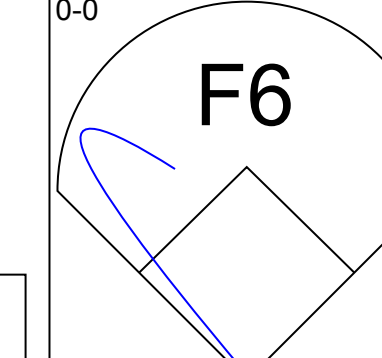
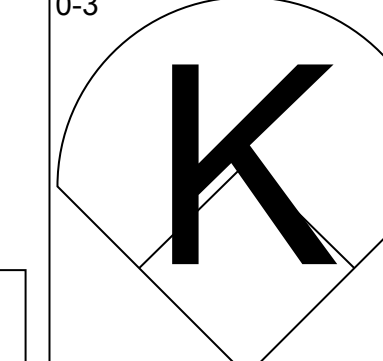
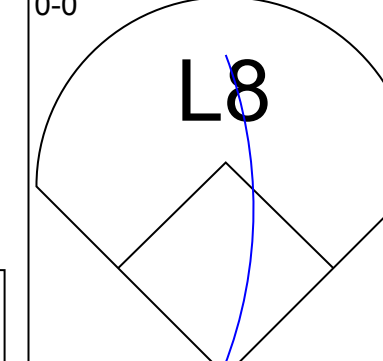
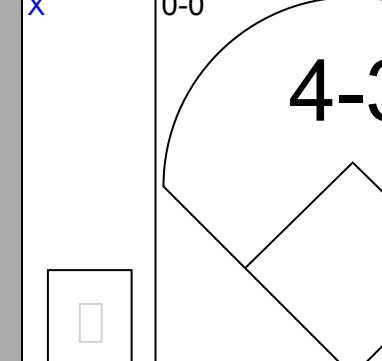
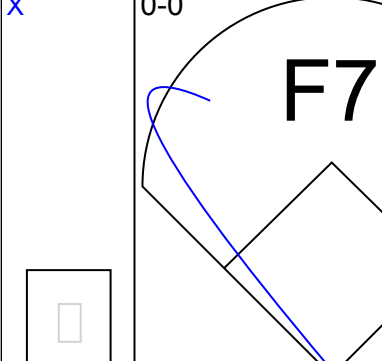
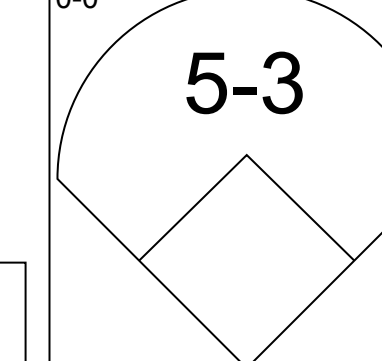
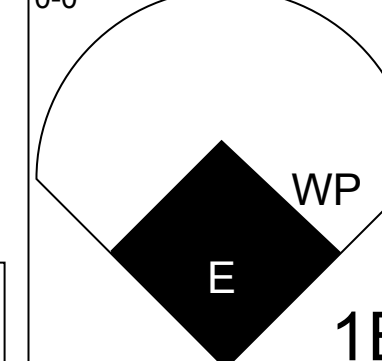
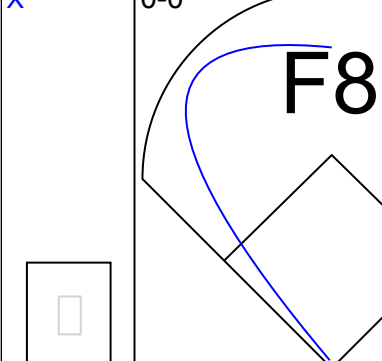
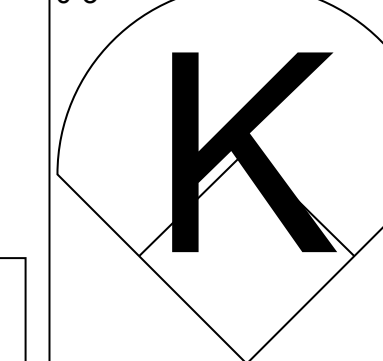
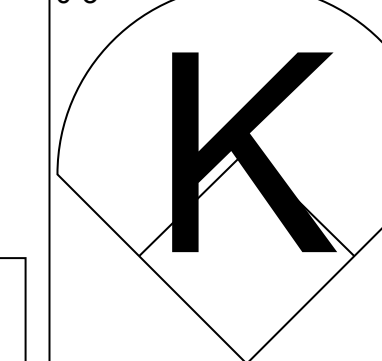
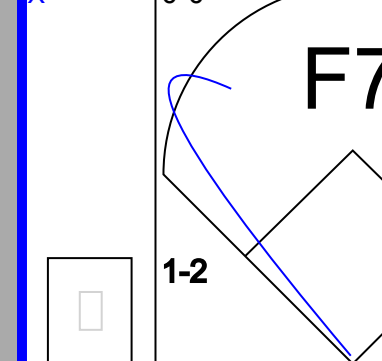
Batter	1	2	3	4	5	6	7	8	9	AB	R	H	RBI	BB	SO	LOB	TOP			
Andres Thomas, R OBP: 0.325, SLG: 0.486	F9		F8 2B		K			F8		4	0	1	0	0	1	2	Atlanta Braves @ New York Mets Shea Stadium, Flushing, NY Fri Jul 11, 1986, 7:05 PM EDT Att: 39,924 - Unknown			
Ken Griffey, L OBP: 0.338, SLG: 0.454 Ted Simmons, S OBP: 0.338, SLG: 0.397			F8				F6	HBP		2	0	0	0	1	0	1				
Dale Murphy, R OBP: 0.372, SLG: 0.473 Omar Moreno, L OBP: 0.299, SLG: 0.389			6-3				K			3	0	0	0	0	2	2				
Bob Horner, R OBP: 0.343, SLG: 0.493 Chris Chambliss, L OBP: 0.436, SLG: 0.474					F8		K			3	0	0	0	0	2	1				
Terry Harper, R OBP: 0.306, SLG: 0.357										4	0	1	0	0	0	0				
Rafael Ramirez, R OBP: 0.284, SLG: 0.327					F3					4	0	0	0	0	1	1				
Ozzie Virgil, R OBP: 0.337, SLG: 0.394										3	0	0	0	0	0	1				
Ken Oberkfell, L OBP: 0.390, SLG: 0.404										1	0	0	0	2	1	1				
David Palmer, R OBP: 0.146, SLG: 0.225 Craig McMurtry, R OBP: 0.176, SLG: 0.125 Bill Sample, R OBP: 0.295, SLG: 0.378 Ed Olwine, R OBP: 0.295, SLG: 0.378										0	0	0	0	0	0	0				
Inning Stats	R: 0 E: 0 K: 2 S: 7	H: 0 LOB: 1 BB: 1 P: 11	R: 0 E: 0 K: 2 S: 8	H: 1 LOB: 0 BB: 0 P: 8	R: 0 E: 0 K: 1 S: 6	H: 1 LOB: 1 BB: 0 P: 6	R: 0 E: 0 K: 0 S: 3	H: 0 LOB: 0 BB: 0 P: 3	R: 0 E: 0 K: 2 S: 7	H: 0 LOB: 1 BB: 1 P: 11	R: 0 E: 0 K: 0 S: 3	H: 0 LOB: 0 BB: 0 P: 3	R: 0 E: 0 K: 0 S: 3	H: 0 LOB: 2 BB: 1 P: 8	R: 0 E: 0 K: 0 S: 3	H: 0 LOB: 0 BB: 0 P: 3		1B: 1 2B: 1 3B: 0 HR: 0	SF: 0 SAC: 0 DP: 0 HBP: 1	WP: 0 PB: 0 SB: 1 CS: 0
PITCHER Sid Fernandez, L ERA: 2.67	IP: 9.0 WLS: W BF: 33 H: 2 R: 0 ER: 0 SO: 9 BB: 3 IBB: 0 HBP: 1 BLK: 0 WP: 0 HR: 0 S: 47 P: 60 ERA: 0.00 WHIP: 0.556															PITCHER	IP: 9.0 WLS: W BF: 33 H: 2 R: 0 ER: 0 SO: 9 BB: 3 IBB: 0 HBP: 1 BLK: 0 WP: 0 HR: 0 S: 47 P: 60 ERA: 0.00 WHIP: 0.556			

Batter	1	2	3	4	5	6	7	8	9	AB	R	H	RBI	BB	SO	LOB	BOTTOM			
Lenny Dykstra, L OBP: 0.411, SLG: 0.495	4-3 HR 1B		4-3 2B				K			4	1	2	2	1	2	2	Atlanta Braves @ New York Mets Shea Stadium, Flushing, NY Fri Jul 11, 1986, 7:05 PM EDT Att: 39,924 - Unknown			
Wally Backman, S OBP: 0.390, SLG: 0.408			4-3				F7			5	2	2	0	0	0	3				
Keith Hernandez, L OBP: 0.376, SLG: 0.399 Ed Hearn, R OBP: 0.375, SLG: 0.581			4-3							1	1	0	0	3	0	2				
Gary Carter, R OBP: 0.338, SLG: 0.453										5	2	2	7	0	1	4				
Darryl Strawberry, L OBP: 0.395, SLG: 0.548 Mookie Wilson, S OBP: 0.331, SLG: 0.450										3	1	0	0	0	1	0				
George Foster, R OBP: 0.304, SLG: 0.469										5	0	0	0	0	0	3				
Ray Knight, R OBP: 0.346, SLG: 0.462										3	1	2	1	2	0	1				
Kevin Mitchell, R OBP: 0.407, SLG: 0.555										4	1	0	0	1	1	5				
Sid Fernandez, L OBP: 0.238, SLG: 0.250										4	2	3	1	0	0	1				
Inning Stats	R: 3 E: 0 K: 0 S: 5	H: 2 LOB: 1 BB: 1 P: 10	R: 4 E: 0 K: 2 S: 10	H: 3 LOB: 0 BB: 1 P: 14	R: 3 E: 0 K: 0 S: 6	H: 3 LOB: 2 BB: 2 P: 14	R: 1 E: 2 K: 0 S: 5	H: 1 LOB: 1 BB: 0 P: 5	R: 0 E: 0 K: 0 S: 3	H: 0 LOB: 1 BB: 1 P: 7	R: 0 E: 0 K: 2 S: 8	H: 1 LOB: 1 BB: 0 P: 8	R: 0 E: 0 K: 2 S: 8	H: 1 LOB: 2 BB: 1 P: 12	R: 0 E: 0 K: 2 S: 8	H: 1 LOB: 1 BB: 1 P: 12		1B: 5 2B: 4 3B: 1 HR: 2	SF: 0 SAC: 0 DP: 2 HBP: 1	WP: 2 PB: 0 SB: 1 CS: 0
PITCHER David Palmer, R ERA: 3.62 Craig McMurtry, R ERA: 4.57 Ed Olwine, L ERA: 2.45	IP: 1.2 WLS: L BF: 13 H: 6 R: 4 ER: 3 SO: 3 BB: 4 IBB: 0 HBP: 0 BLK: 0 WP: 0 HR: 2 S: 21 P: 21 ERA: 37.80 WHIP: 4.200															PITCHER	IP: 1.2 WLS: L BF: 13 H: 6 R: 4 ER: 3 SO: 3 BB: 4 IBB: 0 HBP: 0 BLK: 0 WP: 0 HR: 2 S: 21 P: 21 ERA: 37.80 WHIP: 4.200			



AB 29
R 0
H 2
RBI 0
BB 3
SO 9
LOB 13

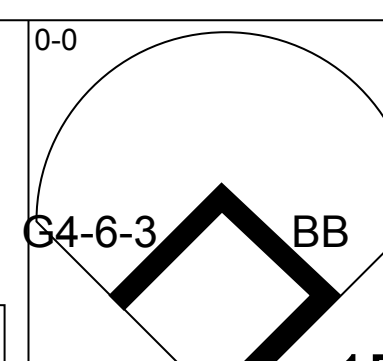
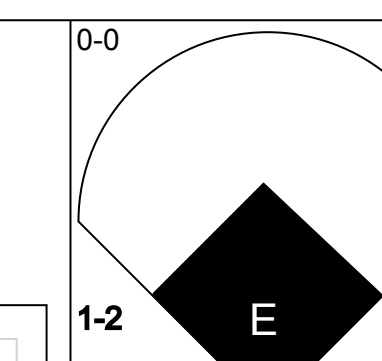
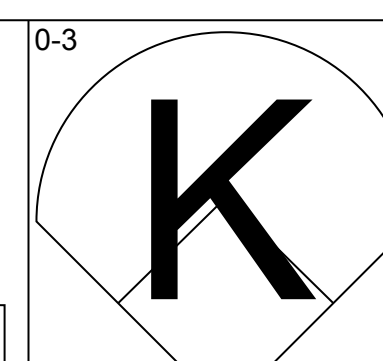
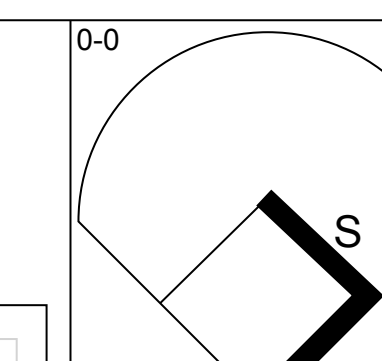
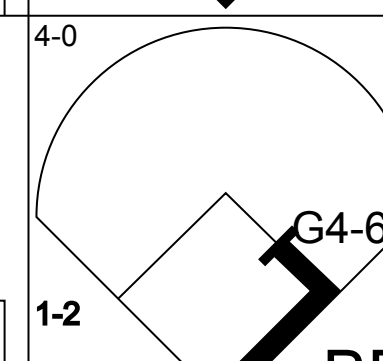
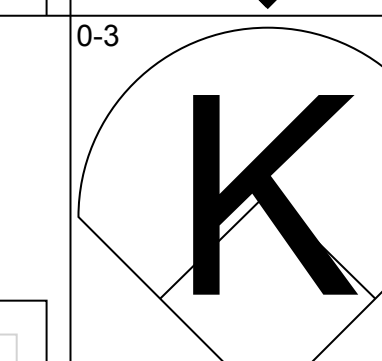
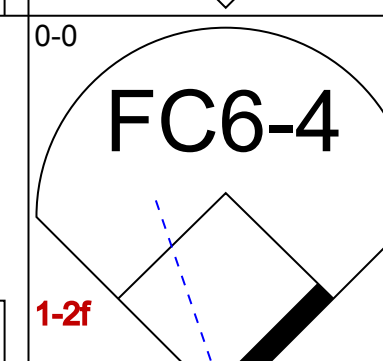
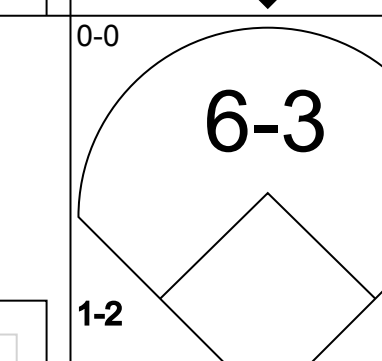
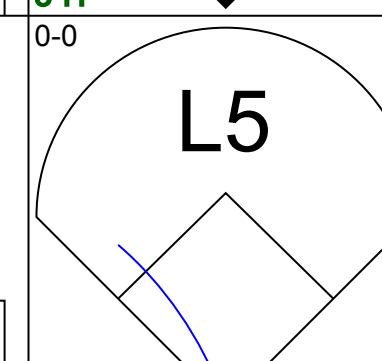
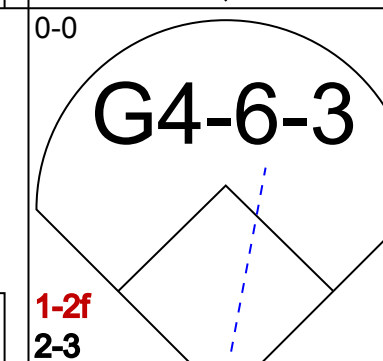
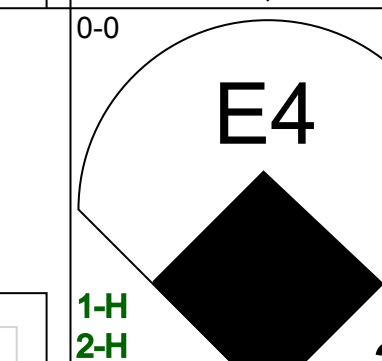
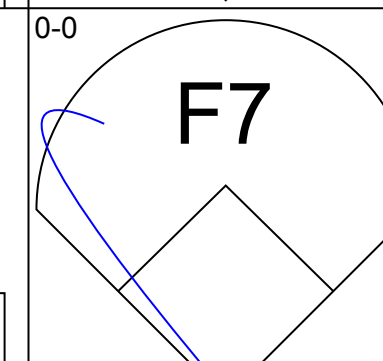
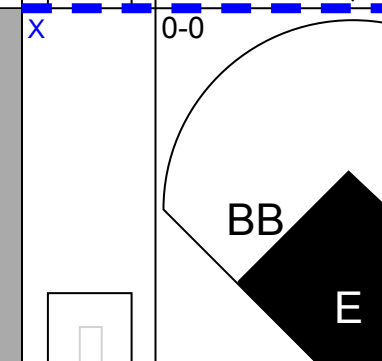
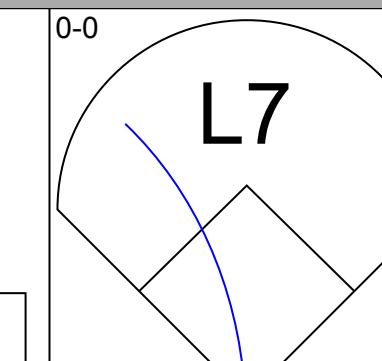
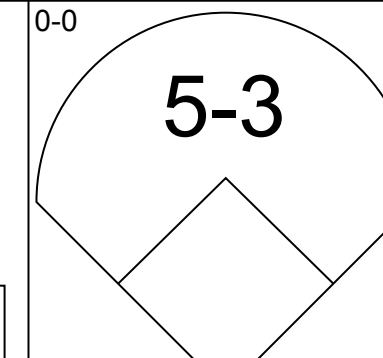
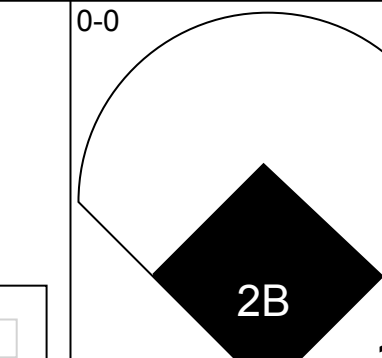
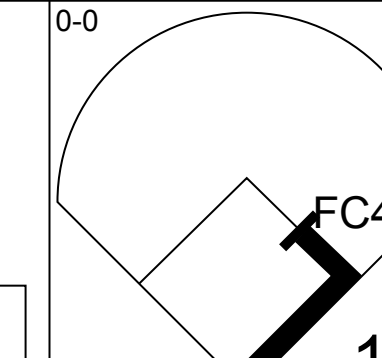
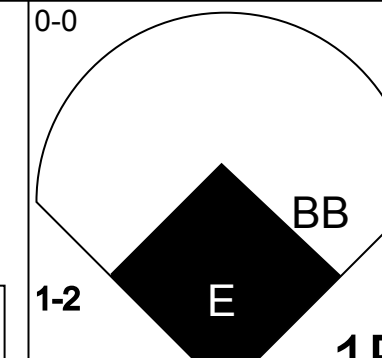
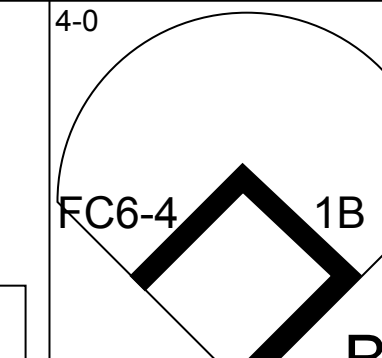
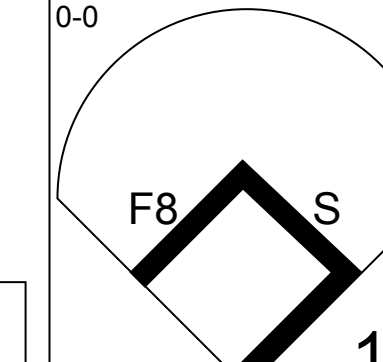
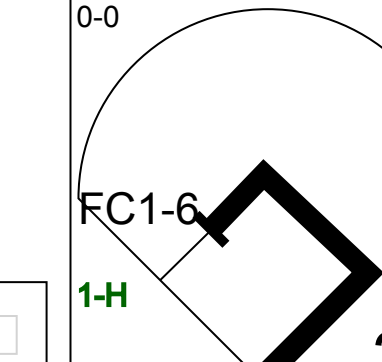
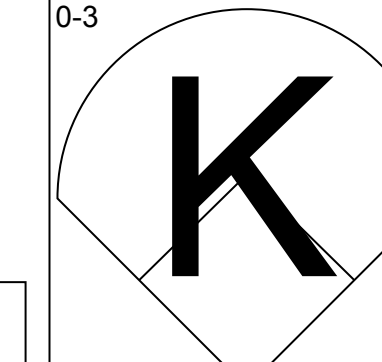
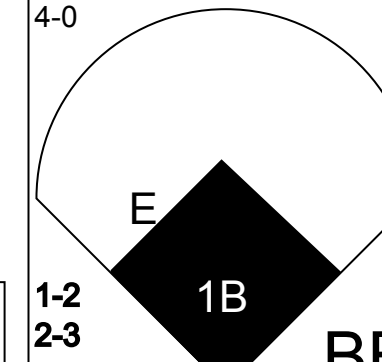
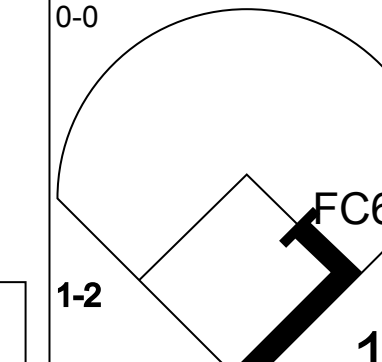

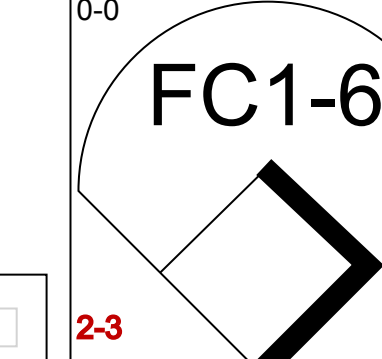
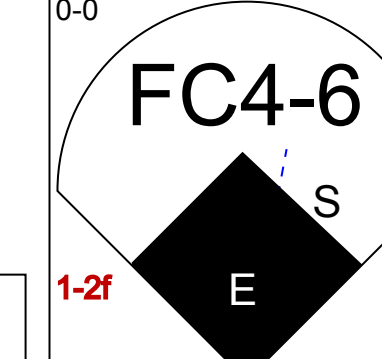
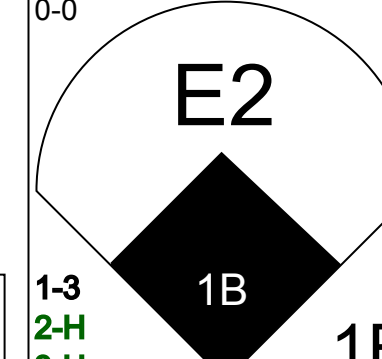
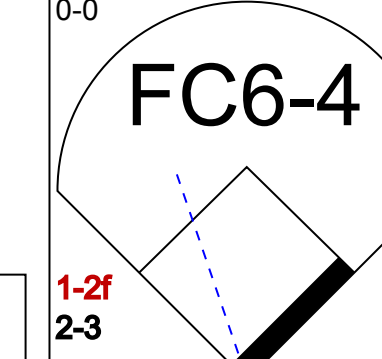
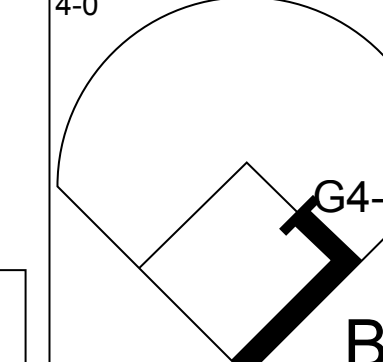
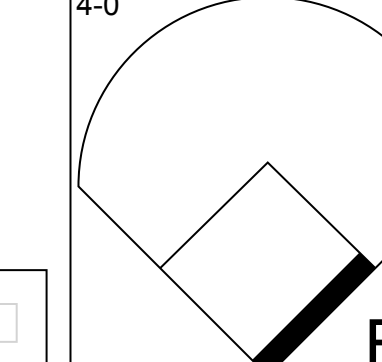
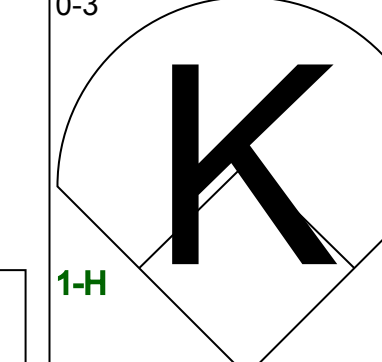
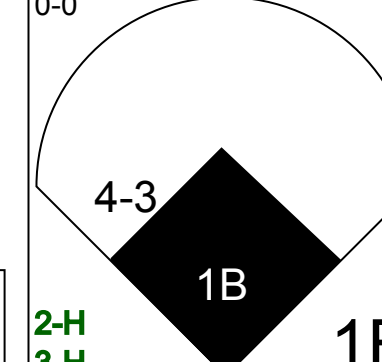
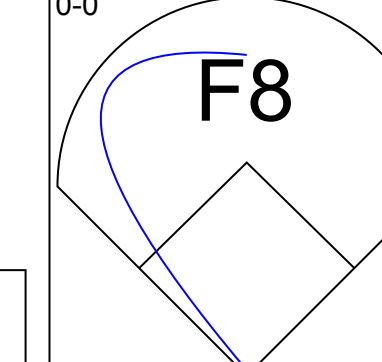
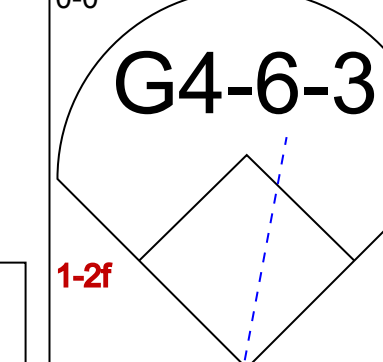
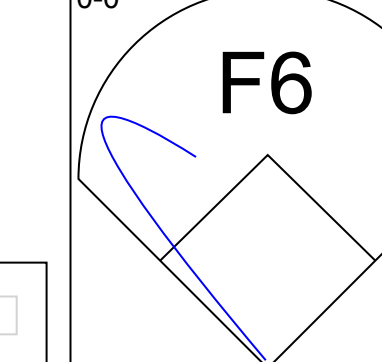
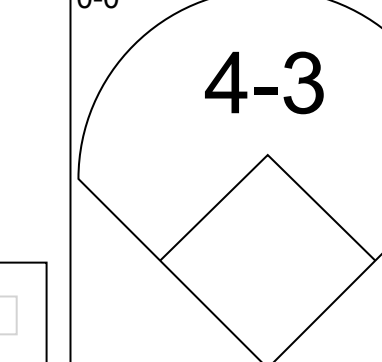
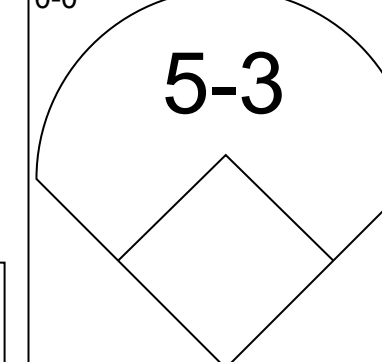
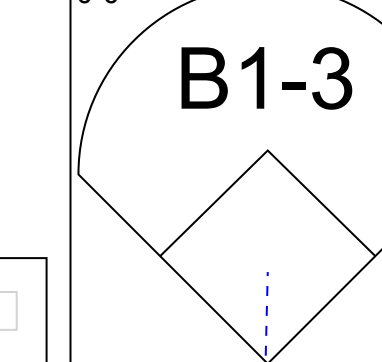
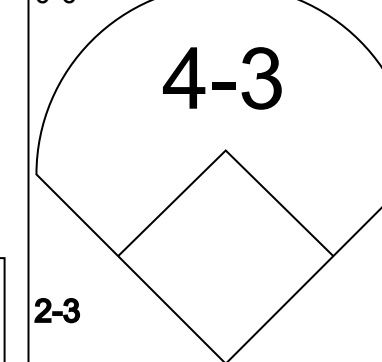
AB 36
R 11
H 12
RBI 11
BB 7
SO 6
LOB 22

Batter	1	2	3	4	5	6	7	8	9	AB	R	H	RBI	BB	SO	LOB	TOP		
Andres Thomas, R (1.6) OBP: 0.321, SLG: 0.477										5	0	1	1	0	2	1			
Ken Oberkfell, L (1.5) OBP: 0.386, SLG: 0.401										4	0	1	0	0	0	1			
Dale Murphy, R (1.8) OBP: 0.373, SLG: 0.470										2	0	0	0	2	0	0			
Bob Horner, R (1.3) OBP: 0.339, SLG: 0.487										4	0	0	0	0	0	4			
Ken Griffey, L (1.7) OBP: 0.342, SLG: 0.455										4	0	2	0	0	0	4			
Terry Harper, R (1.9) OBP: 0.500, SLG: 0.349										4	0	0	0	0	1	4			
Ozzie Virgil, R (1.2) OBP: 0.332, SLG: 0.387										4	0	0	0	0	1	0			
Glenn Hubbard, R (1.4) OBP: 0.363, SLG: 0.335										4	1	2	0	0	0	0			
Rick Mahler, R (1.1) Jeff Dedmon, L (3.1) Omar Maza, R (7.1) Paul Assenmacher, L (7.1) Jim Acker, R (7.1) Bill Sample, R (9.1)										1	0	0	0	0	1	1			
Inning Stats	R: 0 E: 0 K: 1 S: 6	H: 1 LOB: 2 BB: 1 P: 10	R: 0 E: 0 K: 3 S: 10	H: 1 LOB: 1 BB: 0 P: 10	R: 0 E: 0 K: 1 S: 5	H: 0 LOB: 1 BB: 1 P: 9	R: 0 E: 0 K: 0 S: 3	H: 1 LOB: 0 BB: 0 P: 3	R: 0 E: 0 K: 1 S: 5	H: 0 LOB: 0 BB: 0 P: 5	R: 1 E: 1 K: 0 S: 5	H: 2 LOB: 1 BB: 0 P: 5	R: 0 E: 0 K: 0 S: 4	H: 1 LOB: 1 BB: 0 P: 4	R: 0 E: 0 K: 0 S: 4	H: 1 LOB: 1 BB: 0 P: 4	1B: 7 2B: 0 3B: 0 HR: 0	SF: 0 SAC: 0 DP: 1 HBP: 0	WP: 1 PA: 37 PB: 0 CS: 0
PITCHER	IP WLS BF H R ER SO BB IBB HBP BLK WP HR S P ERA WHIP																		
Rick Aguilera, R (1.1) ERA: 5.4	7.0 W 29 5 1 1 6 2 0 0 0 1 0 39 47 1.29 1.000																		
Roger McDowell, R (8.1) ERA: 2.19	1.0 4 1 0 0 0 0 0 0 0 0 0 4 4 0.00 1.000																		
Jesse Orosco, L (9.1) ERA: 3.35	1.0 4 1 0 0 0 0 0 0 0 0 0 4 4 0.00 1.000																		

Atlanta Braves @ New York Mets
Shea Stadium, Flushing, NY
Sat Jul 12 1986, 3:33 AM EDT
Att: 30,899 - Unknown

AB 35
R 1
H 7
RBI 1
BB 2
SO 6
LOB 16



Batter	1	2	3	4	5	6	7	8	9	AB	R	H	RBI	BB	SO	LOB	BOTTOM		
Lenny Dykstra, L (1.8) OBP: 0.419, SLG: 0.502										5	1	4	1	0	1	1			
Wally Backman, S (1.4) OBP: 0.385, SLG: 0.400										4	0	0	0	1	1	5			
Keith Hernandez, L (1.3) OBP: 0.376, SLG: 0.406										5	2	2	2	0	0	3			
Gary Carter, R (1.2) OBP: 0.345, SLG: 0.458										4	2	3	0	1	0	1			
Darryl Strawberry, L (1.9) OBP: 0.401, SLG: 0.556										4	1	3	1	1	1	1			
Mookie Wilson, S (1.7) OBP: 0.328, SLG: 0.443										5	2	1	2	0	0	5			
Ray Knight, R (1.5) OBP: 0.350, SLG: 0.460										3	1	1	2	2	1	2			
Rafael Santana, R (1.6) OBP: 0.236, SLG: 0.189										4	0	0	0	0	0	5			
Rick Aguilera, R (1.1) OBP: 0.286, SLG: 0.526										2	1	1	0	1	0	0			
Danny Heep, L (7.1) OBP: 0.394, SLG: 0.421										1	0	0	0	0	0	1			
Roger McDowell, R (8.1) OBP: 0.400, SLG: 0.333										0	0	0	0	0	0	0			
Jesse Orosco, R (9.1)										0	0	0	0	0	0	0			
Inning Stats	R: 0 E: 0 K: 0 S: 3	H: 1 LOB: 1 BB: 1 P: 7	R: 0 E: 0 K: 0 S: 3	H: 1 LOB: 1 BB: 1 P: 7	R: 4 E: 1 K: 1 S: 10	H: 5 LOB: 2 BB: 1 P: 14	R: 0 E: 0 K: 1 S: 5	H: 0 LOB: 1 BB: 1 P: 9	R: 1 E: 0 K: 2 S: 8	H: 1 LOB: 0 BB: 0 P: 8	R: 0 E: 0 K: 0 S: 4	H: 1 LOB: 1 BB: 0 P: 4	R: 5 E: 1 K: 0 S: 8	H: 5 LOB: 1 BB: 1 P: 12	R: 0 E: 0 K: 0 S: 4	H: 1 LOB: 2 BB: 1 P: 8	1B: 13 2B: 1 3B: 1 HR: 0	SF: 0 SAC: 0 DP: 2 HBP: 0	WP: 0 PA: 43 PB: 0 CS: 0
PITCHER	IP WLS BF H R ER SO BB IBB HBP BLK WP HR S P ERA WHIP																		
Rick Mahler, R (1.1) ERA: 4.97	2.1 L 14 7 4 4 1 2 0 0 0 0 0 0 14 22 15.43 3.857																		
Jeff Dedmon, R (3.1) ERA: 3.44	3.2 15 2 1 0 3 2 0 0 0 0 0 0 19 27 0.00 1.091																		
Paul Assenmacher, L (7.1) ERA: 0.05	0.0 4 3 4 4 0 1 0 0 0 0 0 0 3 7 * *																		
Jim Acker, R (7.1) ERA: 4.13	2.0 10 3 1 1 0 1 0 0 0 0 0 0 9 13 4.50 2.000																		

Atlanta Braves @ New York Mets
Shea Stadium, Flushing, NY
Sat Jul 12 1986, 3:33 AM EDT
Att: 30,899 - Unknown

AB 37
R 10
H 15
RBI 8
BB 6
SO 4
LOB 24



Batter	1	2	3	4	5	6	7	8	9	AB	R	H	RBI	BB	SO	LOB	TOP			
Omar Moreno, L (1,9) OBP: 0.290, SLG: 0.376	0-3 K		0-0 1-3		0-0 L9		0-0 4-3		0-0 1-3	5	0	0	0	0	1	0				
Ken Oberkfell, L (1,5) OBP: 0.396, SLG: 0.414	0-0 BB 1B		0-0 FC4-6 1B		0-0 2B		0-0 FC4-6 1B			4	0	4	0	0	0	0				
Dale Murphy, R (1,8) OBP: 0.372, SLG: 0.466	4-0 FC3-6 BB		0-0 FC4-6 1-2		0-0 F8		0-0 FC4-6 1-2			3	0	0	0	1	0	3				
Bob Horner, R (1,3) OBP: 0.338, SLG: 0.484	0-3 K			0-0 1B 1B	0-3 K					4	0	1	0	0	3	4				
Ken Griffey, L (1,7) OBP: 0.341, SLG: 0.451	0-0 FC3-6 1-2			0-3 K		0-0 S 1B		0-0 6-3		4	0	1	0	0	1	3				
Andres Thomas, R (1,6) OBP: 0.319, SLG: 0.471		0-0 CS 1B		0-0 F4		0-0 F8		0-0 F8		4	0	1	0	0	0	2				
Bruce Benedict, R (1,2) OBP: 0.382, SLG: 0.418		0-0 F5 1-2		0-0 BB 1B		4-0 1B BB		0-0 5-3		3	0	1	0	1	0	1				
Glenn Hubbard, R (1,4) OBP: 0.365, SLG: 0.335		0-3 K		4-0 1-2 BB		0-0 1-2 2H 1B			0-0 4-3	3	0	1	0	1	1	0				
Doyle Alexander, R (1,1) OBP: 0.286, SLG: 0.286			0-3 K		0-0 F8		0-0 F8		0-0 F7	3	0	0	0	0	1	5				
Chris Chambliss, L (9,PH) OBP: 0.431, SLG: 0.466										1	0	0	0	0	0	0				
Inning Stats	R: 0 E: 0 K: 2 S: 8	H: 1 LOB: 2 BB: 1 P: 12	R: 0 E: 0 K: 1 S: 5	H: 1 LOB: 0 BB: 0 P: 5	R: 0 E: 0 K: 1 S: 6	H: 1 LOB: 1 BB: 0 P: 6	R: 0 E: 0 K: 1 S: 7	H: 2 LOB: 3 BB: 1 P: 11	R: 0 E: 0 K: 0 S: 4	H: 1 LOB: 2 BB: 1 P: 8	R: 0 E: 0 K: 1 S: 6	H: 1 LOB: 1 BB: 0 P: 6	R: 0 E: 0 K: 0 S: 3	H: 0 LOB: 0 BB: 0 P: 3	R: 0 E: 0 K: 0 S: 3	H: 0 LOB: 0 BB: 0 P: 3	1B: 8 2B: 1 3B: 0 HR: 0	SF: 0 SAC: 0 DP: 0 HBP: 0	WP: 0 PB: 0 CS: 1	PA: 37
PITCHER Ron Darling, R (1,1) ERA: 2.84	IP: 9.0 WLS: W BF: 37 H: 9 R: 0 ER: 0 SO: 7 BB: 3 IBB: 0 HBP: 0 BLK: 0 WP: 0 HR: 0 S: 48 P: 60 ERA: 0.00 WHIP: 1.333															PITCHER				

Atlanta Braves @ New York Mets
Shea Stadium, Flushing, NY
Sun Jul 13 1986, 3:33 AM EDT
Att: 41,128 - Unknown

AB 34
R 0
H 9
RBI 0
BB 3
SO 7
LOB 18



Batter	1	2	3	4	5	6	7	8	9	AB	R	H	RBI	BB	SO	LOB	BOTTOM			
Lenny Dykstra, L (1,8) OBP: 0.423, SLG: 0.528	0-0 3-1 3B		0-3 K			0-0 HR				3	2	2	1	0	1	0				
Wally Backman, S (1,4) OBP: 0.380, SLG: 0.394	0-0 3-1		0-0 L7			0-0 F7				3	0	0	1	0	0	0				
Keith Hernandez, L (1,3) OBP: 0.373, SLG: 0.402	0-0 L9			0-0 4-3		0-0 L8				3	0	0	0	0	0	0				
Gary Carter, R (1,2) OBP: 0.345, SLG: 0.456	0-0 1B			0-0 F9		0-0 4-3				3	0	1	0	0	0	0				
Darryl Strawberry, L (1,9) OBP: 0.401, SLG: 0.553	0-3 K			0-0 4-3		0-0 CS 1B				3	0	1	0	0	1	1				
George Foster, R (1,7) OBP: 0.300, SLG: 0.462		0-0 L7			0-0 L9		0-3 K			3	0	0	0	0	1	1				
Mookie Wilson, S (8,7) OBP: 0.328, SLG: 0.443										0	0	0	0	0	0	0				
Ray Knight, R (1,5) OBP: 0.347, SLG: 0.455		0-0 L1			0-3 K				0-0 F9	3	0	0	0	0	1	0				
Rafael Santana, R (1,6) OBP: 0.233, SLG: 0.186		0-0 F9			0-3 K				0-0 L9	3	0	0	0	0	1	0				
Ron Darling, R (1,1) OBP: 0.120, SLG: 0.083			0-0 5-3			0-0 L7			0-0 G3	3	0	0	0	0	0	0				
Inning Stats	R: 1 E: 0 K: 1 S: 7	H: 2 LOB: 1 BB: 0 P: 7	R: 0 E: 0 K: 0 S: 3	H: 0 LOB: 0 BB: 0 P: 3	R: 0 E: 0 K: 1 S: 5	H: 0 LOB: 0 BB: 0 P: 5	R: 0 E: 0 K: 0 S: 3	H: 0 LOB: 0 BB: 0 P: 3	R: 0 E: 0 K: 0 S: 7	H: 0 LOB: 0 BB: 0 P: 7	R: 1 E: 0 K: 0 S: 4	H: 1 LOB: 0 BB: 0 P: 4	R: 0 E: 0 K: 1 S: 5	H: 1 LOB: 0 BB: 0 P: 5	R: 0 E: 0 K: 0 S: 3	H: 0 LOB: 0 BB: 0 P: 3	1B: 2 2B: 0 3B: 1 HR: 1	SF: 0 SAC: 0 DP: 0 HBP: 0	WP: 0 PB: 0 CS: 1	PA: 27
PITCHER Doyle Alexander, R (1,1) ERA: 4.21	IP: 8.0 WLS: L BF: 27 H: 4 R: 2 ER: 2 SO: 5 BB: 0 IBB: 0 HBP: 0 BLK: 0 WP: 0 HR: 1 S: 37 P: 37 ERA: 2.25 WHIP: 0.500															PITCHER				

Atlanta Braves @ New York Mets
Shea Stadium, Flushing, NY
Sun Jul 13 1986, 3:33 AM EDT
Att: 41,128 - Unknown

AB 27
R 2
H 4
RBI 2
BB 0
SO 5
LOB 2



Batter	1	2	3	4	5	6	7	8	9	AB	R	H	RBI	BB	SO	LOB	TOP										
Lenny Dykstra, L OBP: 0.420, SLG: 0.523 (1, 8)	1-3		G3		G3		1B	SF7	FC5-4 1B BB	4	1	1	3	1	0	1											
Wally Backman, S OBP: 0.383, SLG: 0.397 (1, 4)	4-3		K			4-3	2B	SF9 BB	FC5-4 1B	6	1	3	5	0	1	1											
Keith Hernandez, L OBP: 0.374, SLG: 0.400 Kevin Mitchell, R OBP: 0.405, SLG: 0.551 (9, PH) (9, 3)	1B			G3		F8	E5 2B	BB	FC5-4	4	1	1	0	1	0	1											
Gary Carter, R OBP: 0.345, SLG: 0.455 Ed Hearn, R OBP: 0.367, SLG: 0.568 (1, 2) (8, 2)	K			1B		F9	2B	BB	F7	3	1	1	1	1	1	1											
Darryl Strawberry, L OBP: 0.397, SLG: 0.550 (1, 9)		F7		K		K		G3		5	0	1	3	0	2	3											
Danny Heep, L OBP: 0.388, SLG: 0.414 Roger McDowell, R OBP: 0.455, SLG: 0.400 Randy Myers, L (9, 1)	K			1B		F8			E4 1B	4	0	1	0	0	1	1											
Ray Knight, R OBP: 0.351, SLG: 0.454 (1, 5)	K			K			BB	1B	BB	3	3	1	1	2	2	2											
Rafael Santana, R OBP: 0.235, SLG: 0.189 Howard Johnson, S OBP: 0.359, SLG: 0.468 (7, PH) (7, 6)			G3 SH1-4 1B		F3		BB	BB	K	2	0	1	0	0	0	0											
Bob Ojeda, L OBP: 0.095, SLG: 0.095 Mookie Wilson, S OBP: 0.339, SLG: 0.443 (7, PH) (7, 7)			SH1-4		K		1B	BB	BB	1	0	0	0	0	1	0											
Inning Stats	R: 0 E: 0 K: 1 S: 6	H: 1 LOB: 1 BB: 0 P: 6	R: 0 E: 0 K: 2 S: 7	H: 0 LOB: 0 BB: 0 P: 7	R: 0 E: 0 K: 1 S: 6	H: 1 LOB: 1 BB: 0 P: 6	R: 0 E: 0 K: 2 S: 9	H: 2 LOB: 2 BB: 0 P: 9	R: 0 E: 0 K: 1 S: 5	H: 0 LOB: 0 BB: 0 P: 5	R: 0 E: 0 K: 0 S: 3	H: 0 LOB: 0 BB: 0 P: 3	R: 7 E: 1 K: 1 S: 9	H: 3 LOB: 1 BB: 4 P: 25	R: 3 E: 0 K: 0 S: 5	H: 2 LOB: 2 BB: 3 P: 17	R: 3 E: 1 K: 1 S: 8	H: 3 LOB: 2 BB: 2 P: 16	1B: 11 2B: 1 3B: 0 HR: 0	SF: 2 SAC: 1 DP: 0 HBP: 0	WP: 1 PB: 0 SB: 0 CS: 0	PA: 49					
PITCHER	IP	WLS	BF	H	R	ER	SO	BB	IBB	HBP	BLK	WP	HR	S	P	ERA	WHIP										
Nolan Ryan, R ERA: 4.35 Frank DiPino, L ERA: 4.03 Charlie Kerfeld, R ERA: 2.47 Aurelio Lopez, R ERA: 2.08 Craig Reynolds, R ERA: 27.0	6.2	L	28	5	4	4	8	3	0	0	0	0	0	41	53	5.40	1.200										

New York Mets @ Houston Astros
Astrodome, Houston, TX
Thu Jul 17 1986, 8:05 PM EDT
Att: 21,536 - Unknown

AB 37
R 13
H 12
RBI 13
BB 9
SO 9
LOB 15

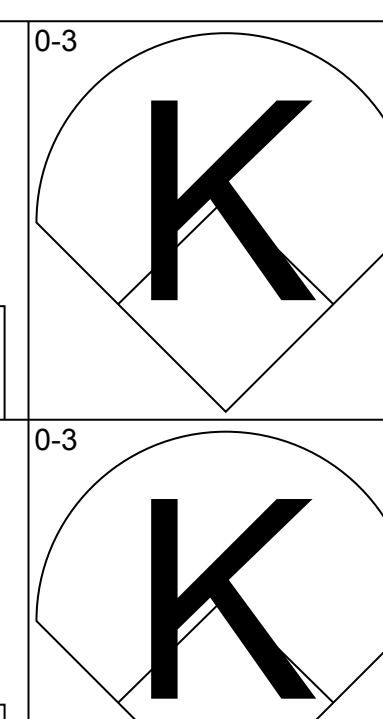
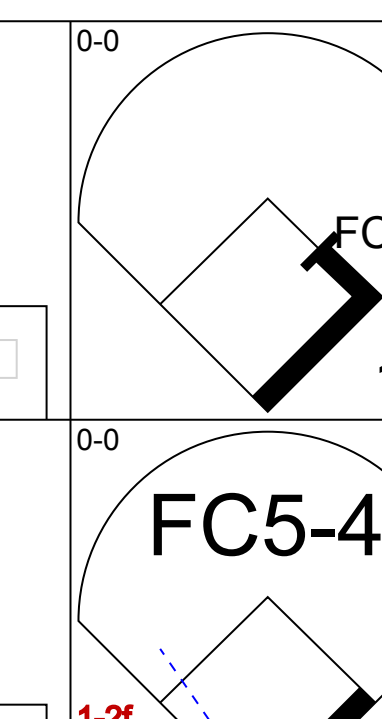
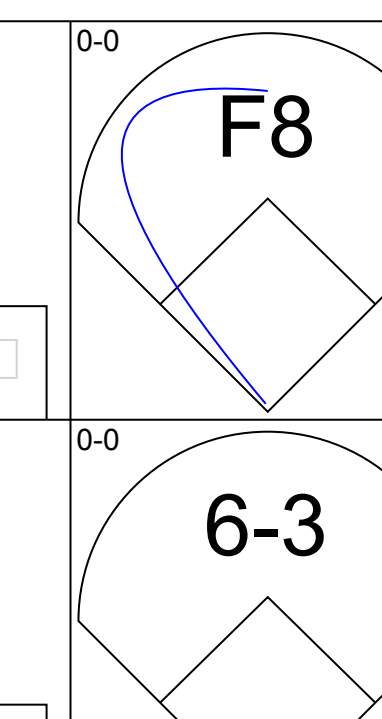
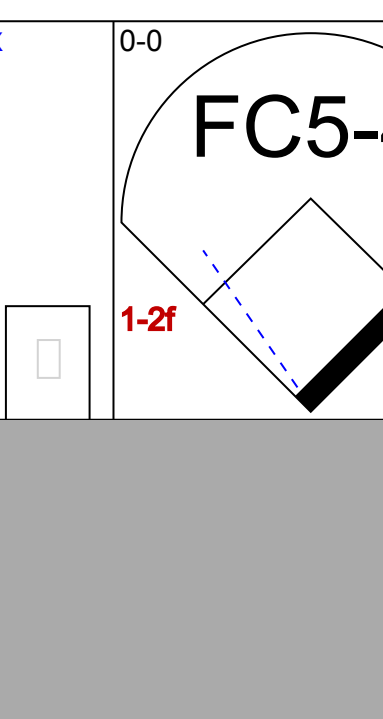
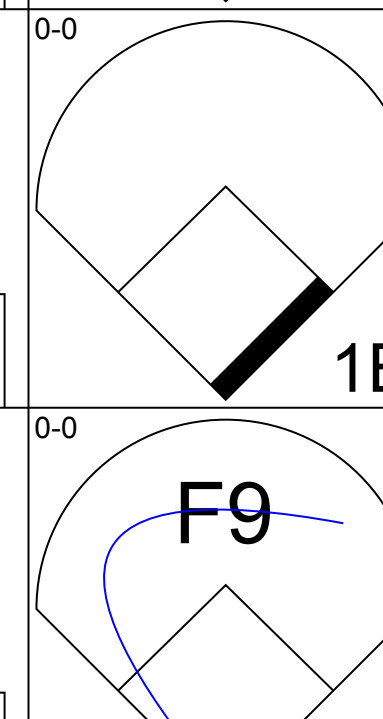

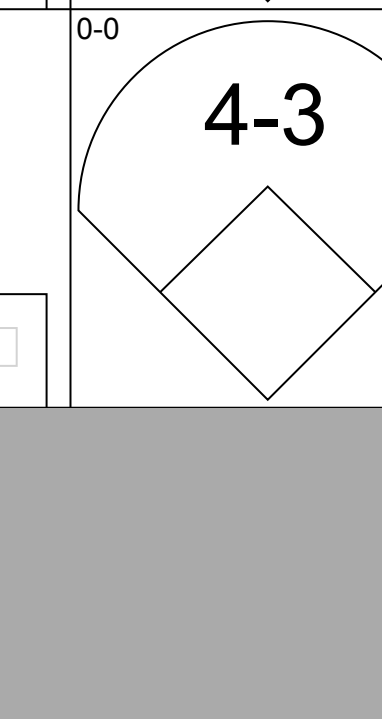
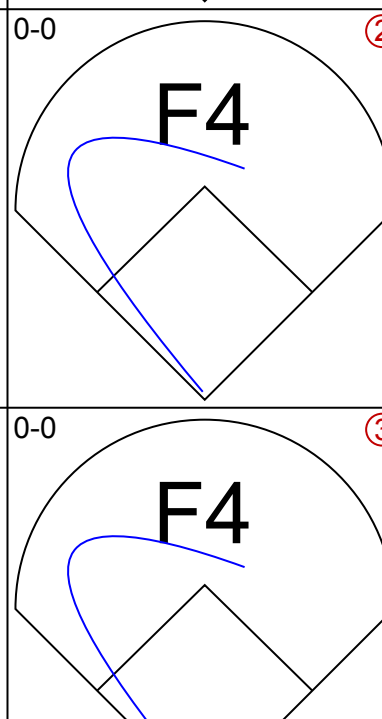

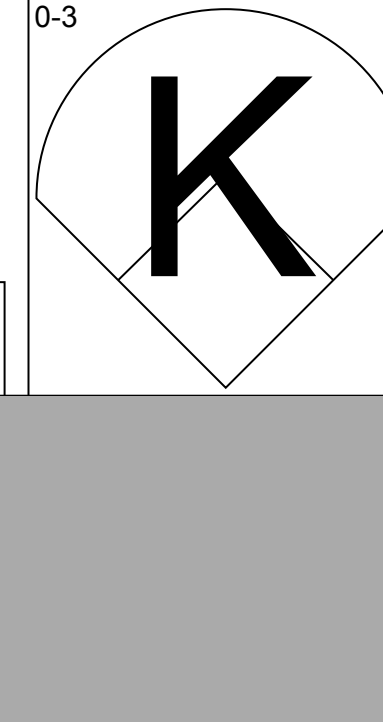






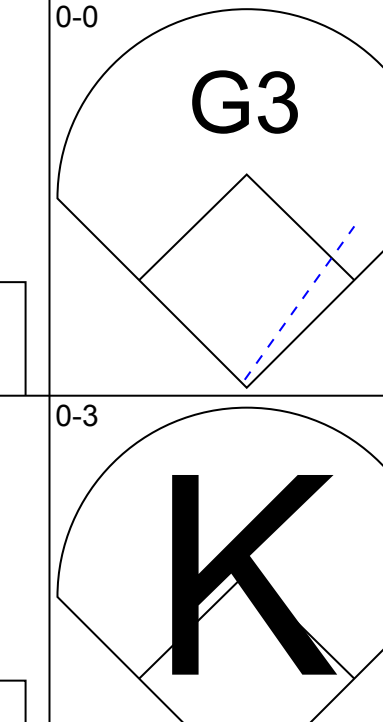
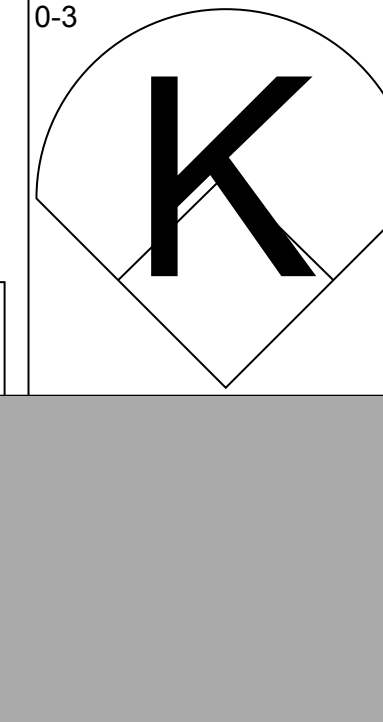
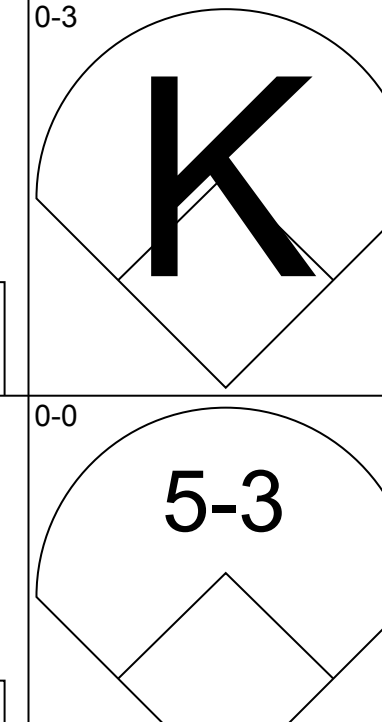
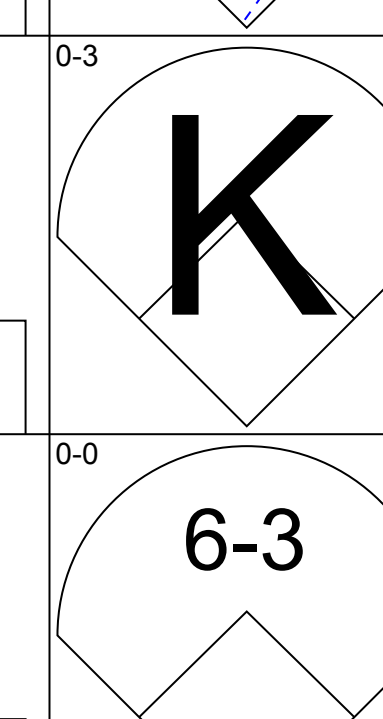
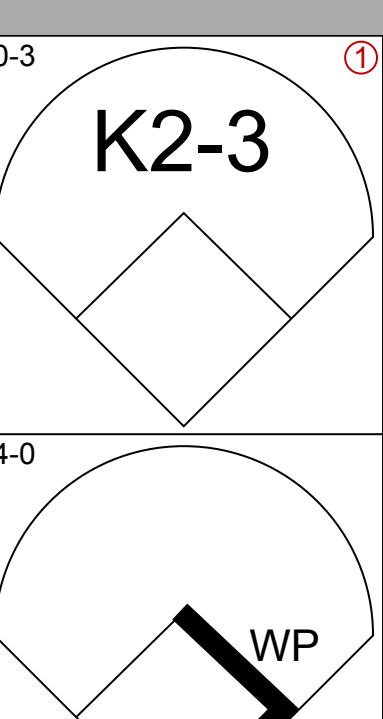
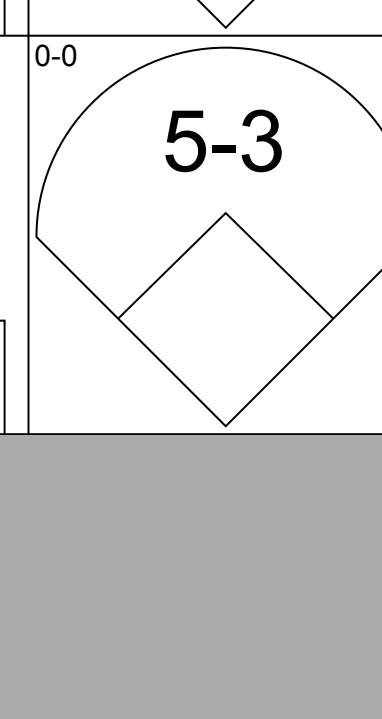
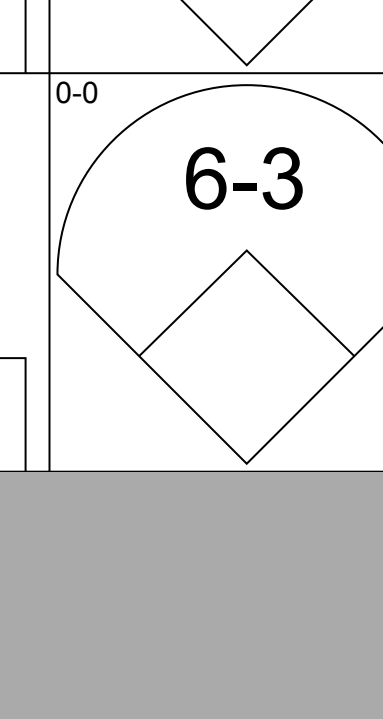
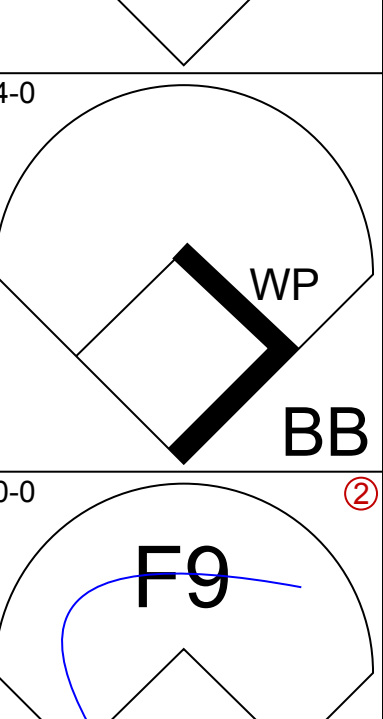
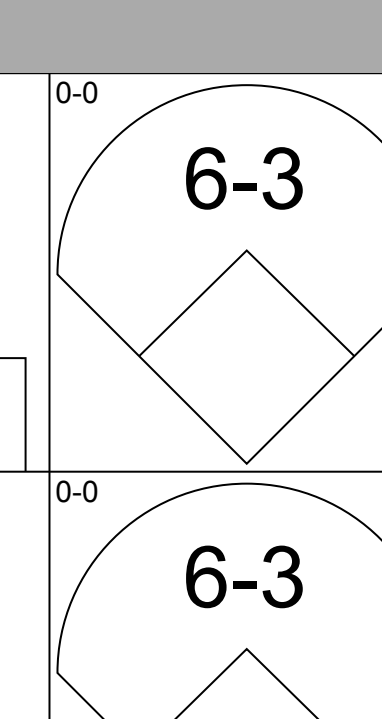
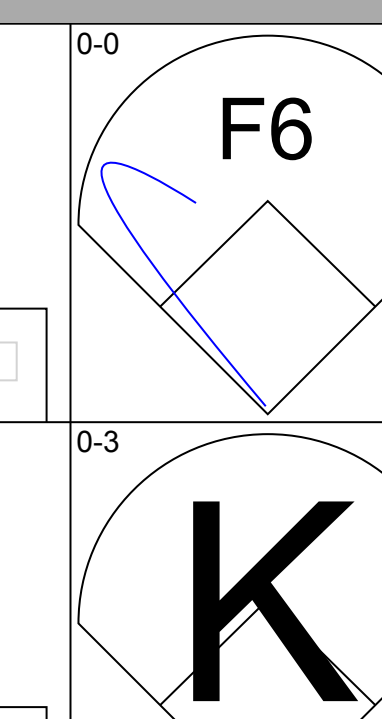
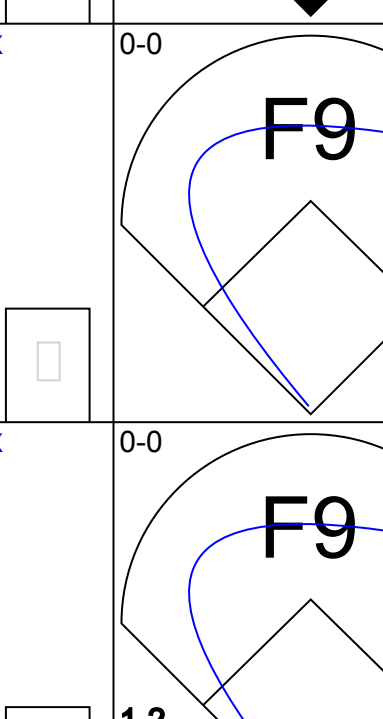
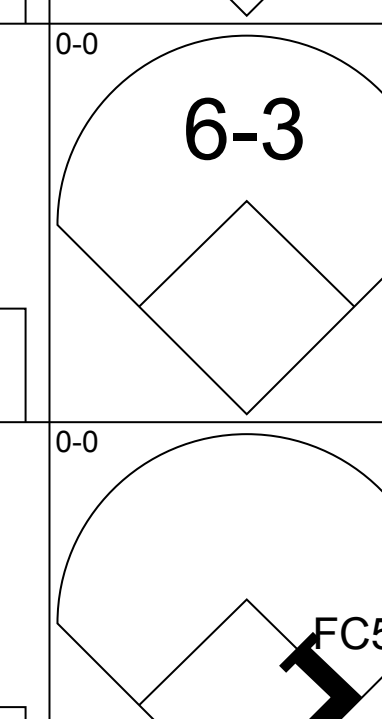
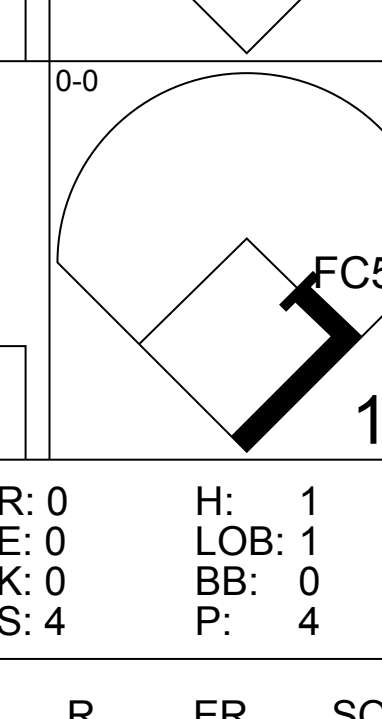


Batter	1	2	3	4	5	6	7	8	9	AB	R	H	RBI	BB	SO	LOB	BOTTOM										
Bill Doran, S OBP: 0.373, SLG: 0.377 (1, 4)	E6 1B		F3			F3		BB HBP BB		3	1	0	0	1	0	0											
Billy Hatcher, R OBP: 0.280, SLG: 0.325 (1, 8)	6-3		1B 2B			F9		BB HBP		3	0	1	0	0	0	1											
Phil Garner, R OBP: 0.341, SLG: 0.451 Denny Walling, L OBP: 0.378, SLG: 0.457 (6, PH) (9, 5)	F9		2H 1B			K		FC5-4 BB		3	0	1	0	0	1	1											
Glenn Davis, R OBP: 0.333, SLG: 0.523 (1, 3)	1B			G5-4-3 1B		L4		FC5-4		4	0	2	1	0	0	3											
Kevin Bass, S OBP: 0.358, SLG: 0.485 (1, 9)	F7			G5-4-3 1B		3-1			G5-4-3 1B	4	0	1	0	0	0	2											
Jose Cruz, L OBP: 0.317, SLG: 0.317 Aurelio Lopez, R (8, 1) Craig Reynolds, L OBP: 0.276, SLG: 0.356 Jim Pankovits, R OBP: 0.327, SLG: 0.364 (9, PH)	K			F6		K			G5-4-3	3	0	0	0	0	2	0											
Alan Ashby, S OBP: 0.344, SLG: 0.349 (1, 2)	F6				6-3			K		4	0	1	0	0	1	0											
Dickie Thon, R OBP: 0.291, SLG: 0.325 (1, 6)	F9				F9			3-1	5-3	4	0	0	0	0	0	1											
Nolan Ryan, R OBP: 0.176, SLG: 0.152 Frank DiPino, L OBP: 0.250, SLG: 0.250 Charlie Kerfeld, R Ty Gainey, L OBP: 0.389, SLG: 0.438 (8, 7)	6-3				6-3			HBP S BB BB		2	0	0	0	0	0	0											
Inning Stats	R: 1 E: 1 K: 0 S: 5	H: 1 LOB: 1 BB: 0 P: 5	R: 0 E: 0 K: 1 S: 5	H: 0 LOB: 0 BB: 0 P: 5	R: 0 E: 0 K: 0 S: 4	H: 2 LOB: 2 BB: 0 P: 4	R: 0 E: 0 K: 0 S: 3	H: 1 LOB: 0 BB: 0 P: 3	R: 0 E: 0 K: 1 S: 5	H: 0 LOB: 0 BB: 0 P: 3	R: 0 E: 0 K: 1 S: 5	H: 0 LOB: 0 BB: 0 P: 5	R: 0 E: 0 K: 1 S: 5	H: 0 LOB: 3 BB: 3 P: 18	R: 0 E: 0 K: 0 S: 4	H: 2 LOB: 1 BB: 0 P: 4	1B: 4 2B: 2 3B: 0 HR: 0	SF: 0 SAC: 0 DP: 2 HBP: 1	WP: 0 PB: 0 SB: 1 CS: 0	PA: 35							
PITCHER	IP	WLS	BF	H	R	ER	SO	BB	IBB	HBP	BLK	WP	HR	S	P	ERA	WHIP										
Bob Ojeda, L ERA: 2.13 Roger McDowell, R ERA: 2.25 Randy Myers, L ERA:	6.0	W	21	4	1	1	2	3	0	1	0	0	0	10	23	4.50	1.500										

New York Mets @ Houston Astros
Astrodome, Houston, TX
Thu Jul 17 1986, 8:05 PM EDT
Att: 21,536 - Unknown

AB 31
R 2
H 6
RBI 2
BB 3
SO 4
LOB 9

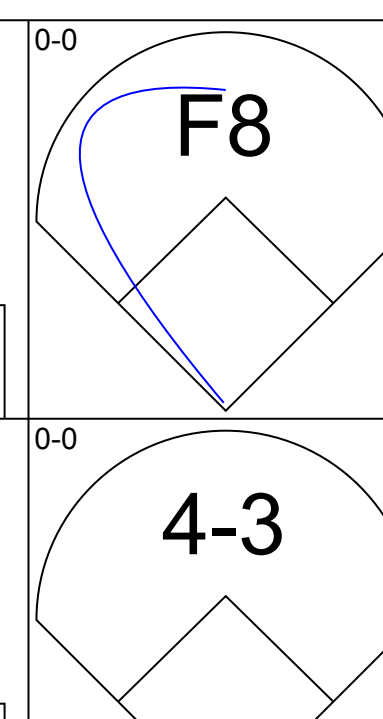
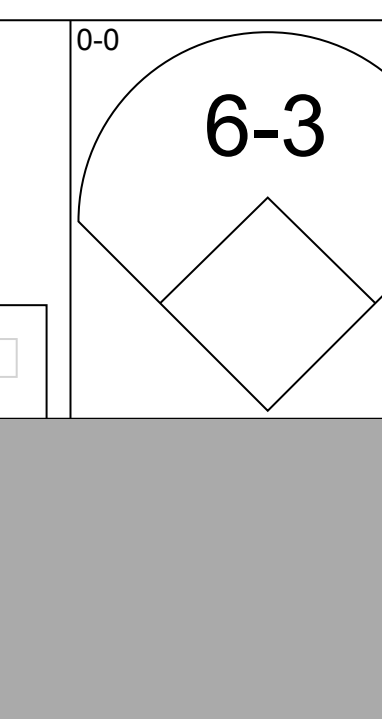
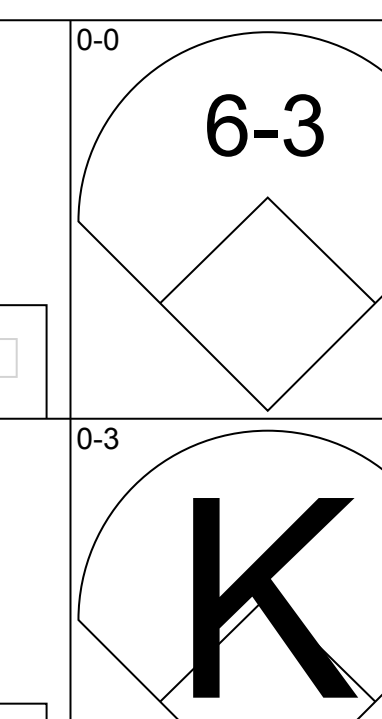
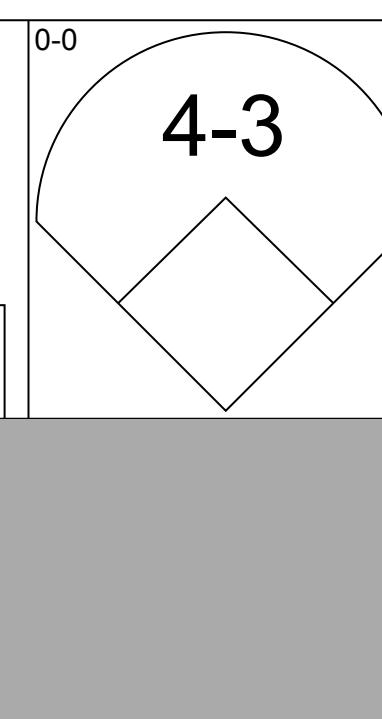
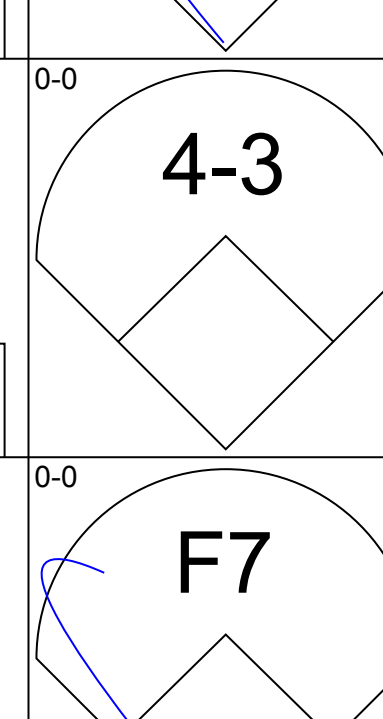
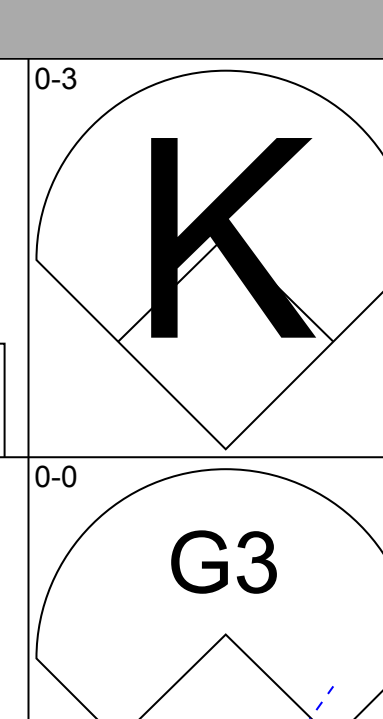
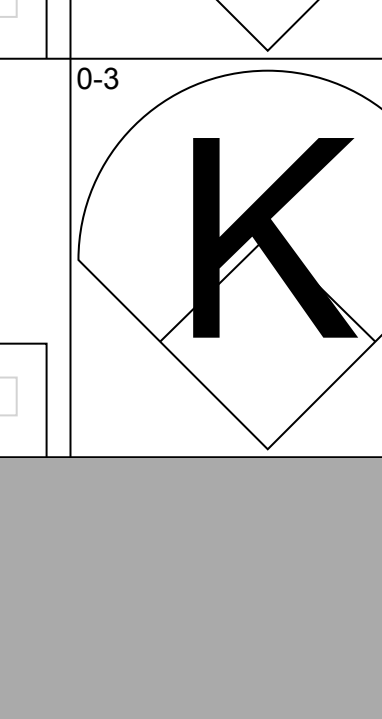
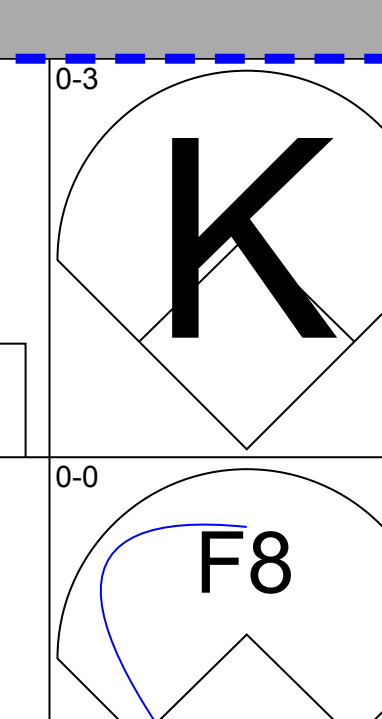
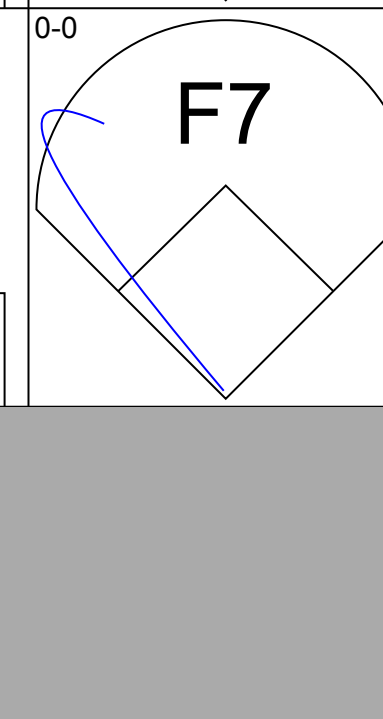
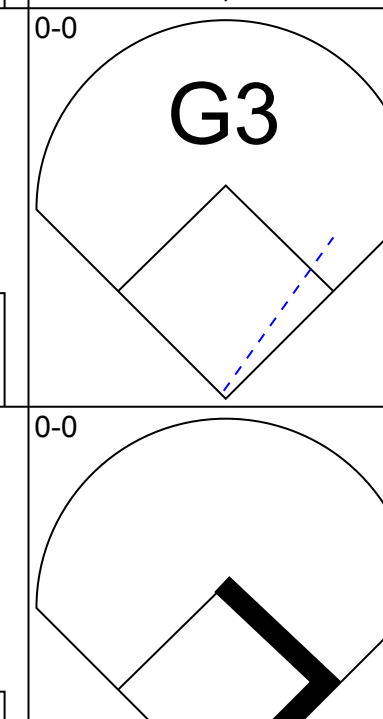
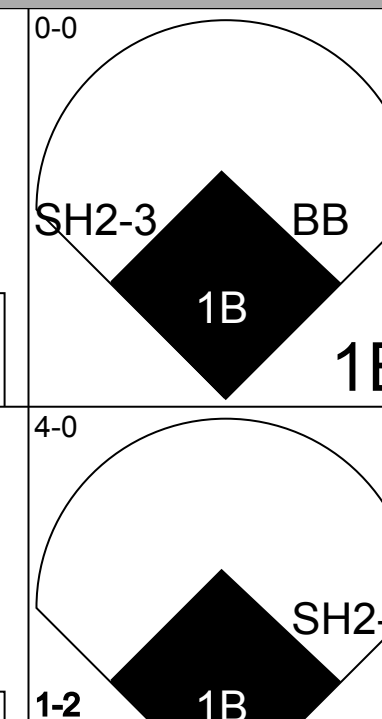
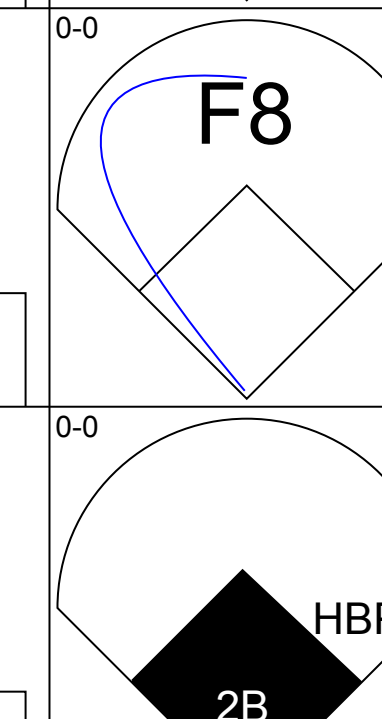
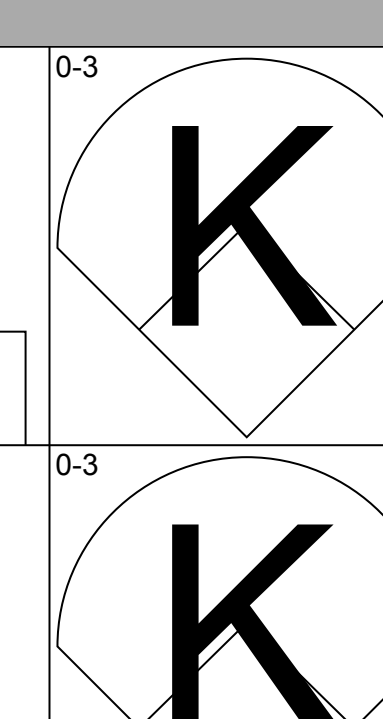
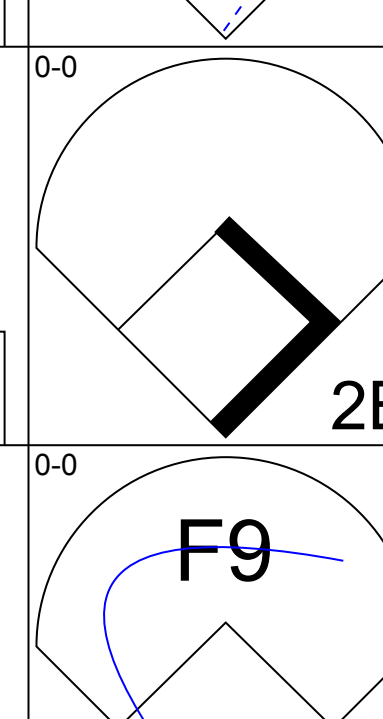
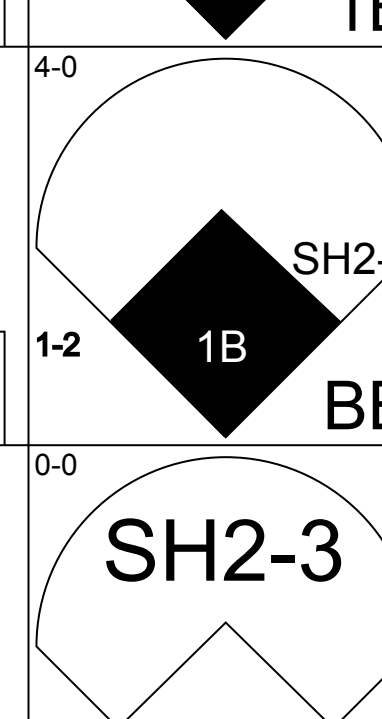
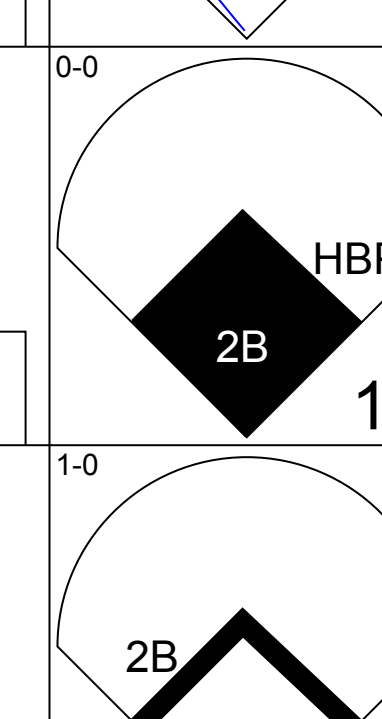
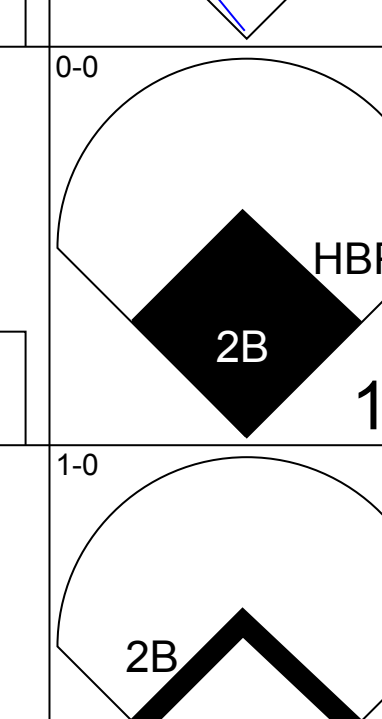
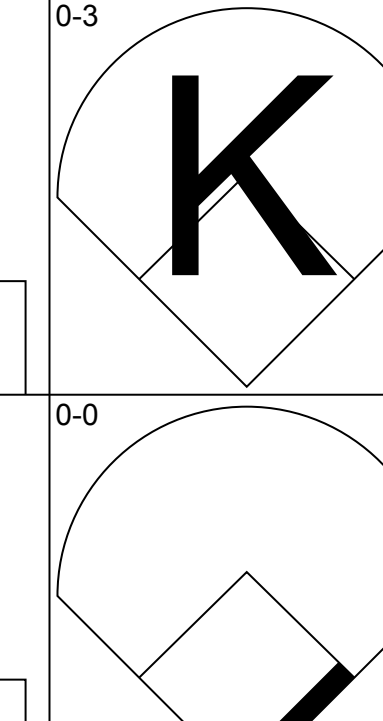
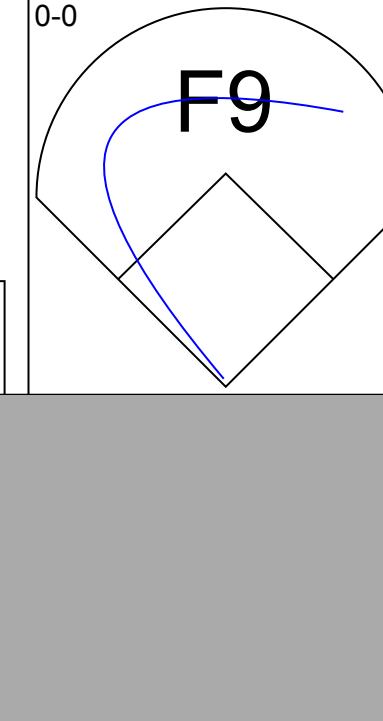
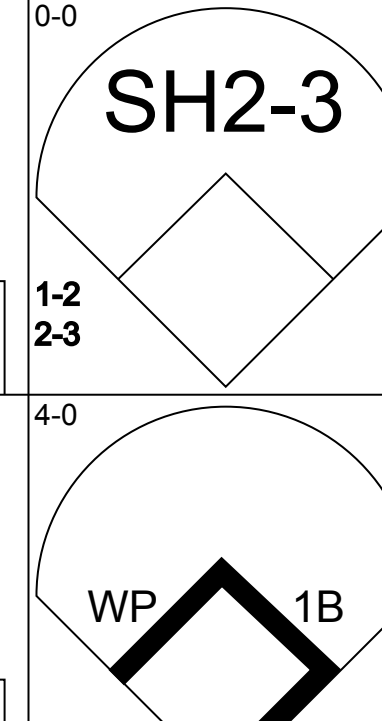
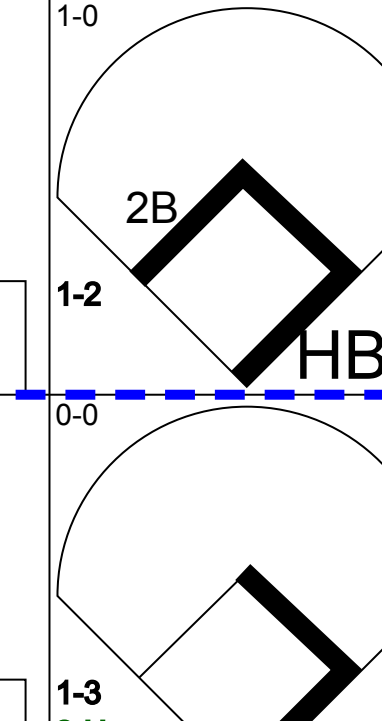
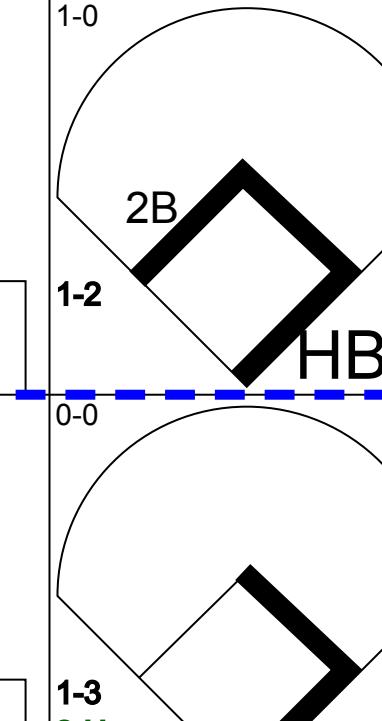
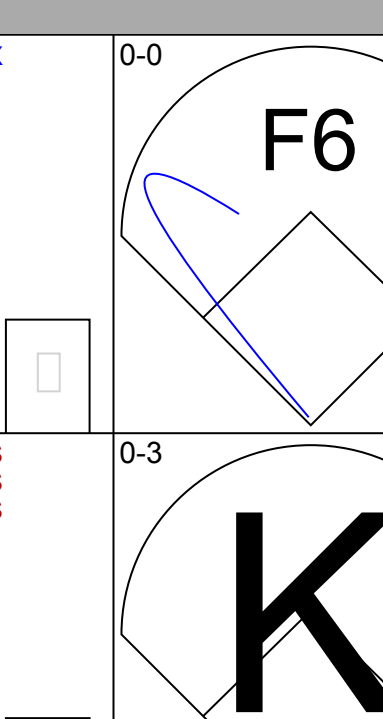
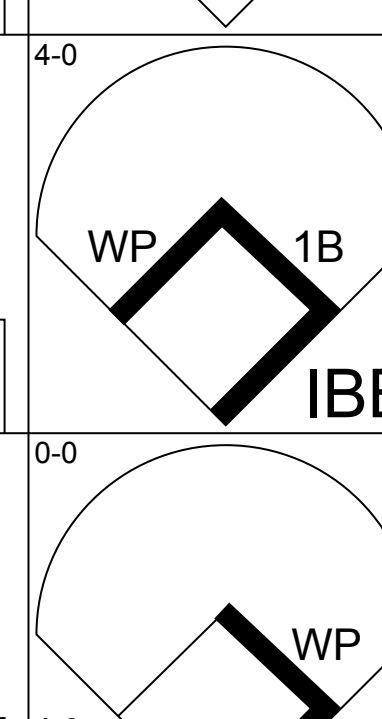
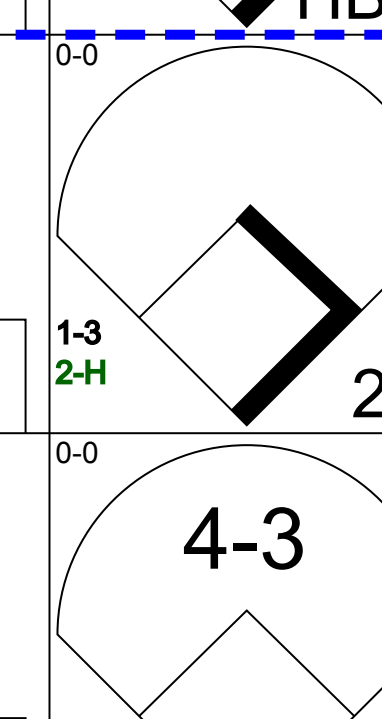
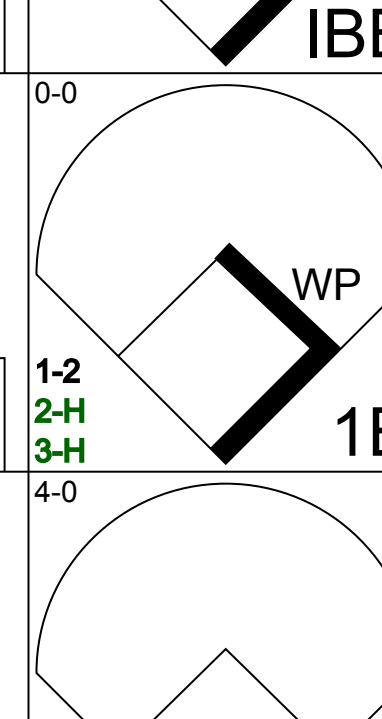
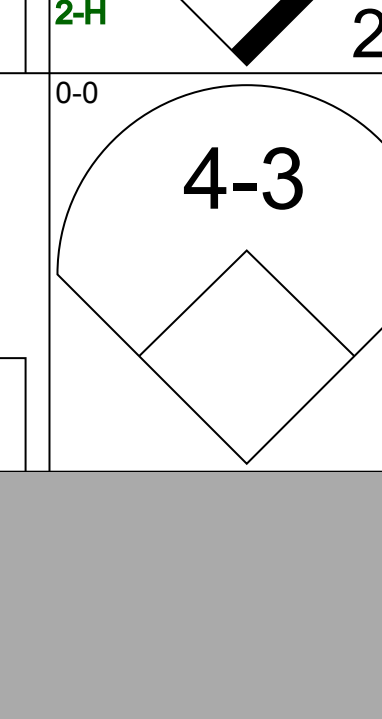
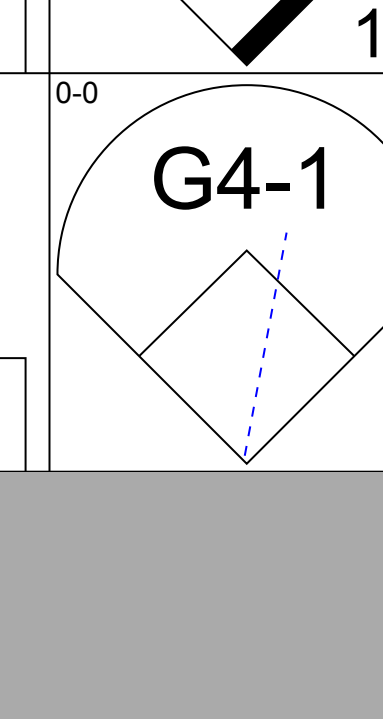
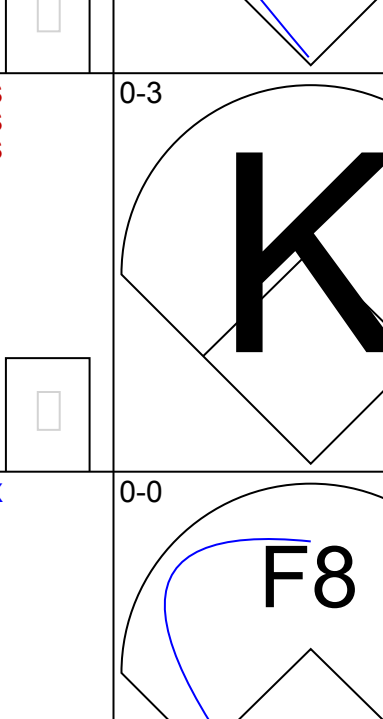
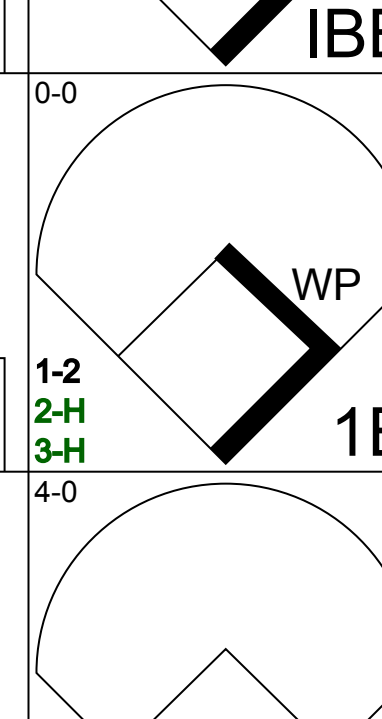
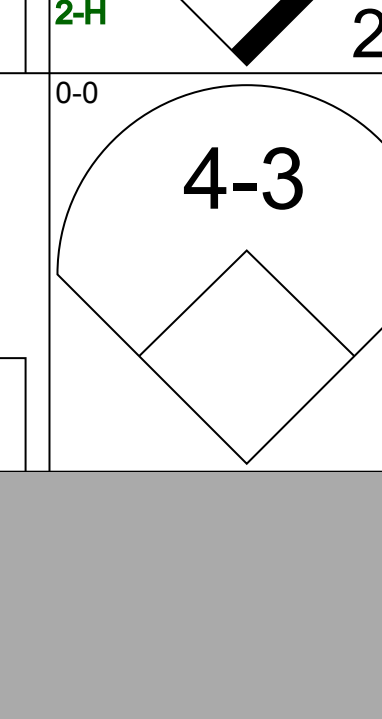
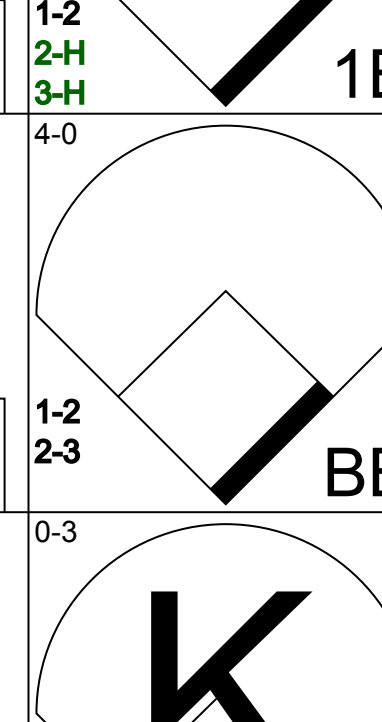

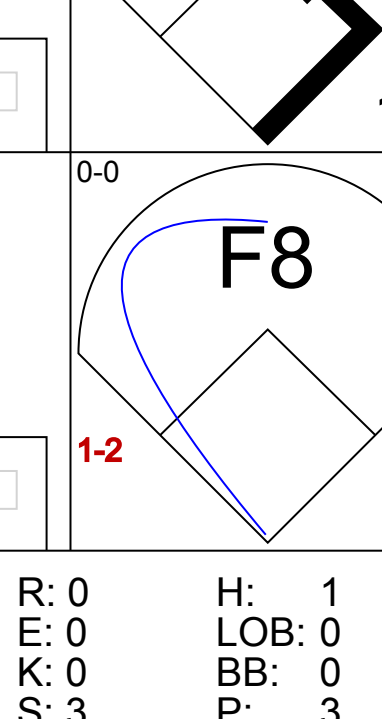
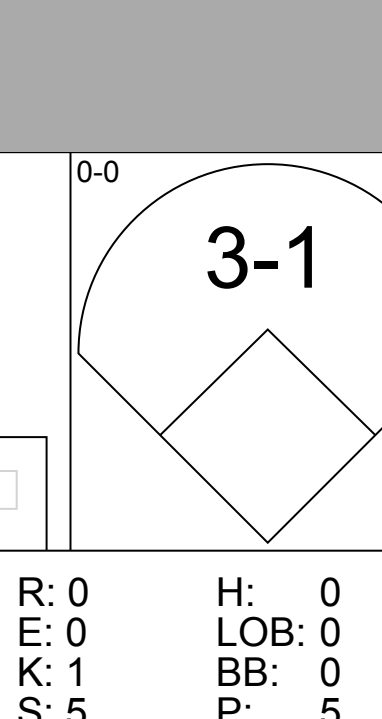
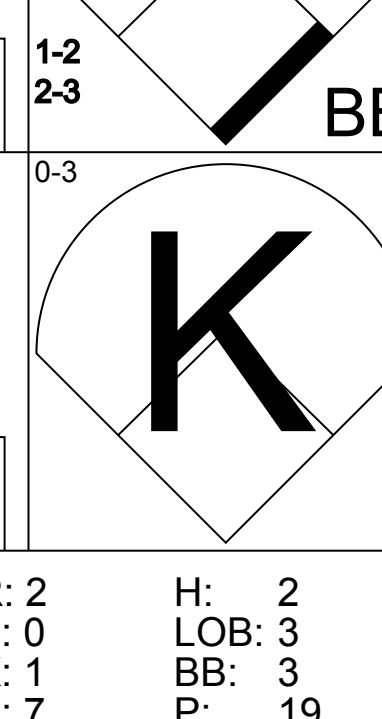


Batter	1	2	3	4	5	6	7	8	9	AB	R	H	RBI	BB	SO	LOB	TOP					
Mookie Wilson, S (1, 8) OBP: 0.337, SLG: 0.438										4	0	1	0	0	1	1						
Kevin Mitchell, R (1, 6) OBP: 0.395, SLG: 0.536										4	0	0	0	0	1	1						
Keith Hernandez, L (1, 3) OBP: 0.372, SLG: 0.398										4	0	1	0	0	1	0						
Gary Carter, R (1, 2) OBP: 0.341, SLG: 0.448										4	0	0	0	0	1	1						
Darryl Strawberry, L (1, 9) OBP: 0.394, SLG: 0.544										3	0	0	0	0	2	0						
George Foster, R (1, 7) OBP: 0.297, SLG: 0.456										3	0	0	0	0	2	0						
Ray Knight, R (1, 5) OBP: 0.351, SLG: 0.451										2	0	0	0	1	0	0						
Tim Lincecum, R (1, 4) OBP: 0.287, SLG: 0.338										3	0	0	0	0	0	1						
Ron Darling, R (1, 1) OBP: 0.115, SLG: 0.080										2	0	0	0	0	1	1						
Wally Backman, S (8, PH) OBP: 0.386, SLG: 0.400										1	0	1	0	0	0	0						
Randy Myers, L (8, 1)										0	0	0	0	0	0	0						
Doug Sisk, R (8, 1)										0	0	0	0	0	0	0						
Inning Stats	R: 0 E: 0 K: 2 S: 8	H: 1 LOB: 1 BB: 0 P: 8	R: 0 E: 0 K: 1 S: 5	H: 0 LOB: 0 BB: 0 P: 5	R: 0 E: 0 K: 1 S: 6	H: 1 LOB: 1 BB: 0 P: 6	R: 0 E: 0 K: 2 S: 7	H: 0 LOB: 0 BB: 0 P: 7	R: 0 E: 0 K: 1 S: 5	H: 0 LOB: 1 BB: 1 P: 9	R: 0 E: 0 K: 0 S: 3	H: 0 LOB: 0 BB: 0 P: 3	R: 0 E: 0 K: 2 S: 7	H: 0 LOB: 0 BB: 0 P: 7	R: 0 E: 0 K: 0 S: 4	H: 1 LOB: 1 BB: 0 P: 4	R: 0 E: 0 K: 0 S: 3	H: 0 LOB: 0 BB: 0 P: 3	1B: 3 2B: 0 3B: 0 HR: 0	SF: 0 SAC: 0 DP: 0 HBP: 0	WP: 1 PB: 0 SB: 0 CS: 0	PA: 31
PITCHER	IP WLS BF H R ER SO BB IBB HBP BLK WP HR S P ERA WHIP																					
Bob Knepper, L (1, 1) ERA: 2.62	9.0 W 31 3 0 0 9 1 0 0 0 1 0 48 52 0.00 0.444																					

New York Mets @ Houston Astros
Astrodome, Houston, TX
Fri Jul 18, 1986, 8:05 PM EDT
Att: 22,906 - Unknown

AB 30
R 0
H 3
RBI 0
BB 1
SO 9
LOB 5



Batter	1	2	3	4	5	6	7	8	9	AB	R	H	RBI	BB	SO	LOB	BOTTOM			
Bill Doran, S (1, 4) OBP: 0.369, SLG: 0.372										4	0	0	0	0	0	3				
Craig Reynolds, L (1, 6) OBP: 0.272, SLG: 0.349										3	0	0	0	0	2	0				
Dickie Thon, R (8, PH) (9, 6) OBP: 0.290, SLG: 0.323										1	0	0	0	0	1	0				
Denny Walling, L (1, 5) OBP: 0.376, SLG: 0.452										4	1	1	0	0	0	0				
Glenn Davis, R (1, 3) OBP: 0.338, SLG: 0.527										3	2	2	0	1	1	0				
Kevin Bass, S (1, 9) OBP: 0.358, SLG: 0.482										2	0	0	0	0	1	1				
Jose Cruz, L (1, 7) OBP: 0.320, SLG: 0.319										2	0	1	0	1	0	0				
Tony Walker, R (7, FR) (8, 8) OBP: 0.313, SLG: 0.392										1	0	1	1	0	0	0				
Alan Ashby, S (1, 2) OBP: 0.341, SLG: 0.345										4	0	1	2	0	1	3				
Ty Gainey, L (1, 8) (8, 7) OBP: 0.410, SLG: 0.441										2	0	1	0	1	0	0				
Bob Knepper, L (1, 1) OBP: 0.067, SLG: 0.067										3	0	0	0	0	1	4				
Inning Stats	R: 0 E: 0 K: 0 S: 3	H: 0 LOB: 0 BB: 0 P: 3	R: 0 E: 0 K: 2 S: 8	H: 1 LOB: 1 BB: 0 P: 8	R: 0 E: 0 K: 0 S: 3	H: 1 LOB: 0 BB: 0 P: 3	R: 0 E: 0 K: 1 S: 6	H: 1 LOB: 1 BB: 0 P: 6	R: 0 E: 0 K: 1 S: 5	H: 0 LOB: 0 BB: 0 P: 5	R: 2 E: 0 K: 1 S: 7	H: 2 LOB: 3 BB: 3 P: 19	R: 1 E: 0 K: 1 S: 7	H: 2 LOB: 2 BB: 0 P: 8	1B: 5 2B: 2 3B: 0 HR: 0	SF: 0 SAC: 1 DP: 0 HBP: 1	WP: 1 PB: 0 SB: 0 CS: 1	PA: 34		
PITCHER	IP WLS BF H R ER SO BB IBB HBP BLK WP HR S P ERA WHIP																			
Ron Darling, R (1, 1) ERA: 2.82	7.0 L 28 5 2 2 6 2 1 0 0 1 0 0 37 49 2.57 1.000																			
Randy Myers, L (8, 1) ERA: 5.5	0.2 4 1 1 1 1 0 0 1 0 0 0 5 6 13.50 1.500																			
Doug Sisk, R (8, 1) ERA: 2.49	0.1 2 1 0 0 0 0 0 0 0 0 0 2 2 0.00 3.000																			

New York Mets @ Houston Astros
Astrodome, Houston, TX
Fri Jul 18, 1986, 8:05 PM EDT
Att: 22,906 - Unknown

AB 29
R 3
H 7
RBI 3
BB 3
SO 7
LOB 11



Batter	1	2	3	4	5	6	7	8	9	AB	R	H	RBI	BB	SO	LOB	TOP										
Lenny Dykstra, L (1, 8) OBP: 0.418, SLG: 0.532	F7		4-3			F4			HR	4	1	1	1	0	0	0											
Wally Backman, S (1, 4) OBP: 0.384, SLG: 0.402	F7				G3 2B	K			B1	4	0	1	0	0	1	0											
Keith Hernandez, L (1, 3) OBP: 0.371, SLG: 0.396	4-3			G3					2B 1B	4	1	1	0	0	1	1											
Gary Carter, R (1, 2) OBP: 0.340, SLG: 0.449		5-3		K		F8			HR 2B	4	1	1	1	0	1	1											
Darryl Strawberry, L (1, 9) OBP: 0.392, SLG: 0.551		K		F7					HR	4	1	1	2	0	1	1											
Danny Heep, L (1, 7) OBP: 0.385, SLG: 0.404		BB			1-3				F2 3-1	3	0	0	0	1	0	0											
Howard Johnson, S (1, 5) OBP: 0.356, SLG: 0.461	F4				K				BB 1B	4	0	1	0	0	2	1											
Rafael Santana, R (1, 6) OBP: 0.233, SLG: 0.187			1-3						E1 1B	2	0	0	0	0	0	0											
Mookie Wilson, S (8, PH) OBP: 0.340, SLG: 0.441					6-3				1-2 BB	1	0	1	0	0	0	0											
Doug Sisk, R (8, PH)										0	0	0	0	0	0	0											
George Foster, R (9, PH) OBP: 0.300, SLG: 0.456										0	0	0	0	1	0	0											
Roger McDowell, R (9, 1) OBP: 0.455, SLG: 0.400										0	0	0	0	0	0	0											
Dwight Gooden, R (1, 1) OBP: 0.125, SLG: 0.130			1-3			F8			1-3	2	0	0	0	0	0	0											
Jesse Orosco, R (6, 1) OBP: 0.391, SLG: 0.529									K	0	0	0	0	0	0	0											
Kevin Mitchell, R (8, PH)										2	0	0	0	0	1	3											
Inning Stats	R: 0 E: 0 K: 0 S: 3	H: 0 LOB: 0 BB: 0 P: 3	R: 0 E: 0 K: 1 S: 5	H: 0 LOB: 1 BB: 1 P: 9	R: 0 E: 0 K: 0 S: 3	H: 0 LOB: 0 BB: 0 P: 3	R: 0 E: 0 K: 1 S: 6	H: 1 LOB: 1 BB: 0 P: 6	R: 0 E: 0 K: 1 S: 5	H: 0 LOB: 0 BB: 0 P: 5	R: 0 E: 0 K: 1 S: 5	H: 0 LOB: 0 BB: 0 P: 5	R: 0 E: 1 K: 2 S: 8	H: 1 LOB: 1 BB: 0 P: 8	R: 4 E: 0 K: 0 S: 8	H: 5 LOB: 2 BB: 1 P: 12	1B: 3 2B: 2 3B: 0 HR: 2	SF: 0 SAC: 0 DP: 0 HBP: 0	WP: 0 PB: 0 SB: 0 CS: 0	PA: 36							
PITCHER	IP	WLS	BF	H	R	ER	SO	BB	IBB	HBP	BLK	WP	HR	S	P	ERA	WHIP										
Mike Scott, R (1, 1) ERA: 2.34	8.1		31	5	3	3	7	1	0	0	0	0	1	44	48	3.24	0.720										
Dave Smith, R (9, 1) ERA: 2.62	0.2	W	5	2	1	1	0	1	0	0	0	0	1	4	8	13.50	4.500										

New York Mets @ Houston Astros
Astrodome, Houston, TX
Sat Jul 19 1986, 8:05 PM EDT
Att: 44,502 - Unknown

AB 34
R 4
H 7
RBI 4
BB 2
SO 7
LOB 7

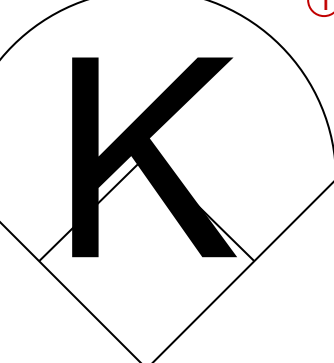
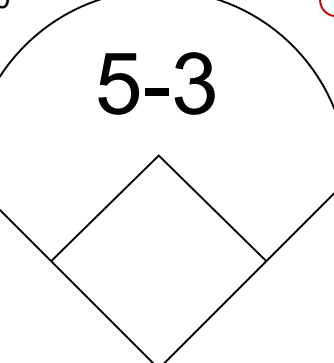

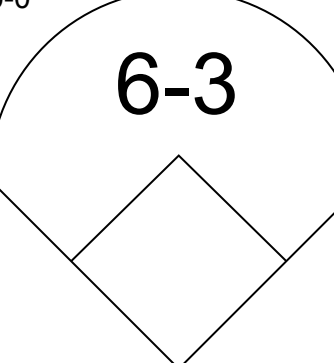
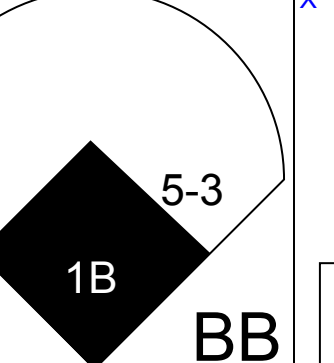
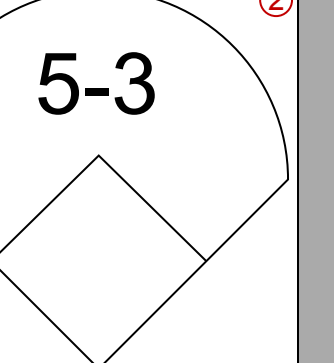
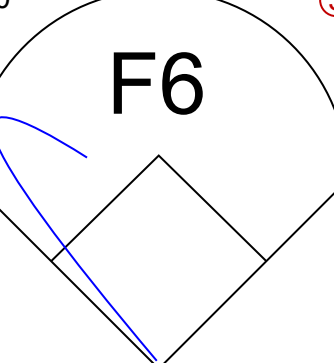
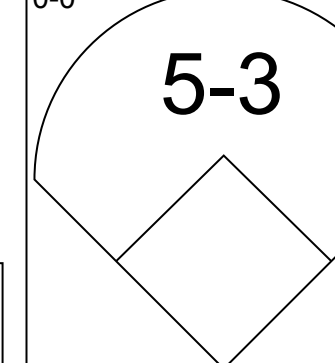
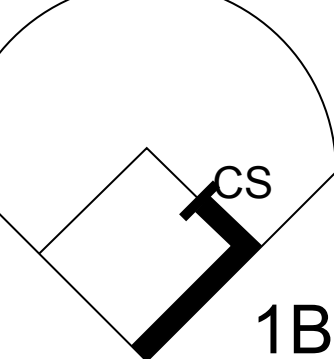
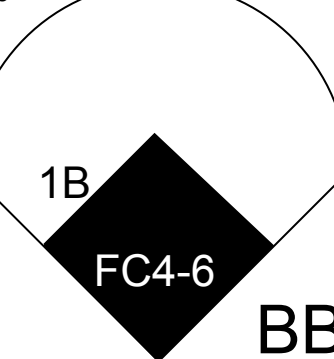
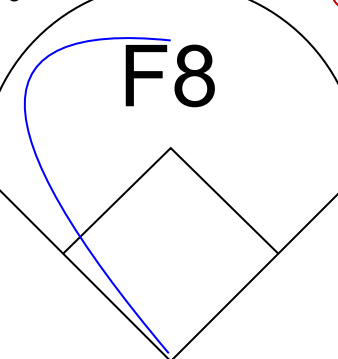

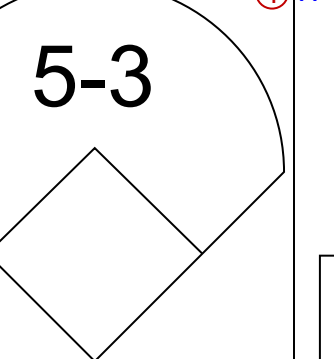
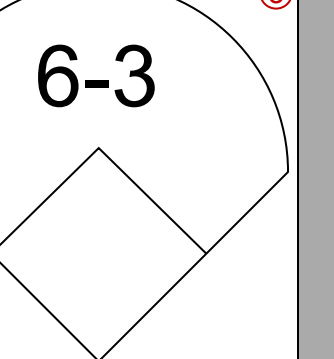
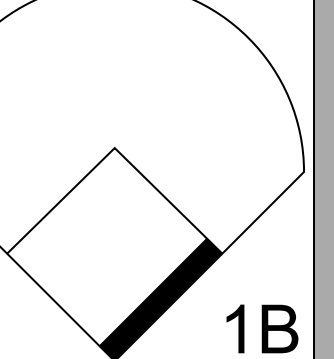
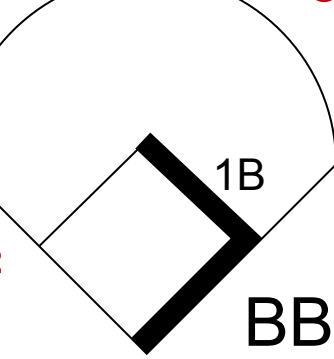
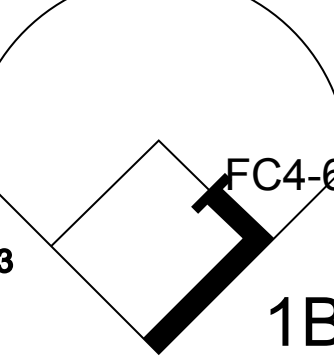
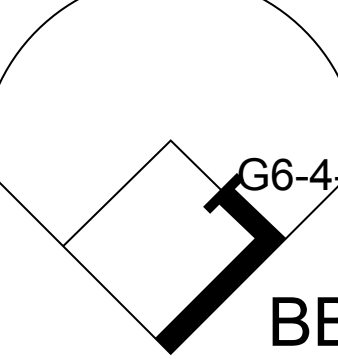

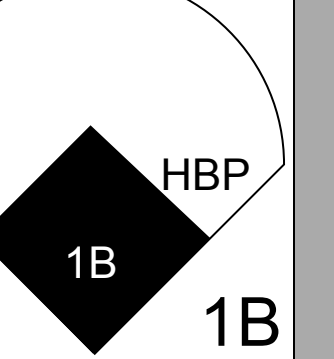
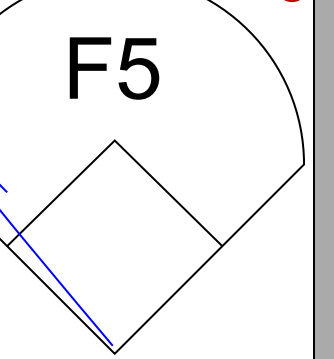
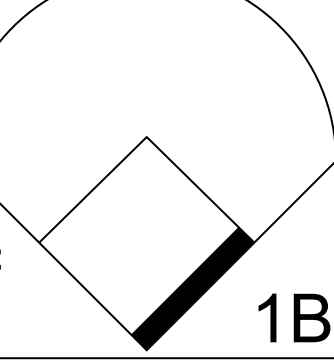
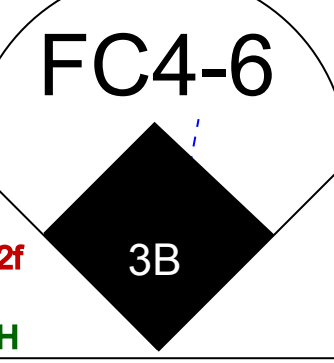
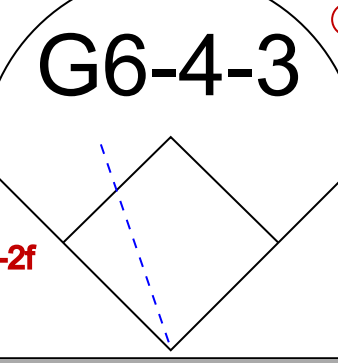
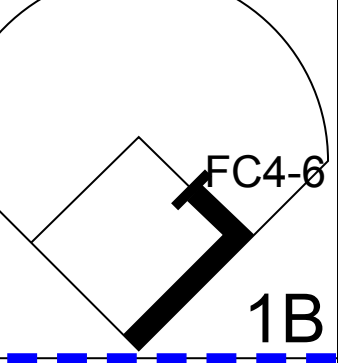
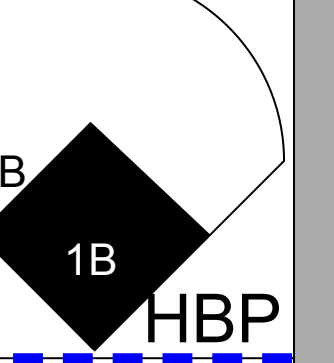

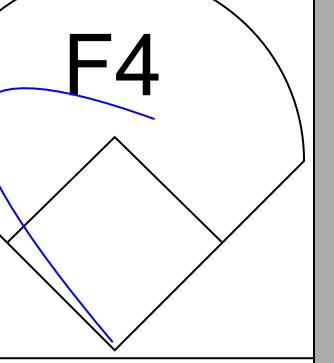
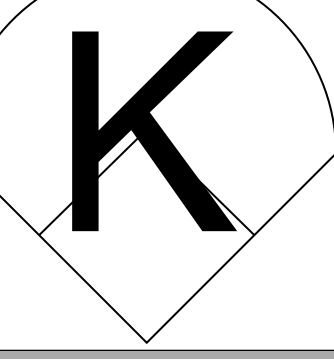
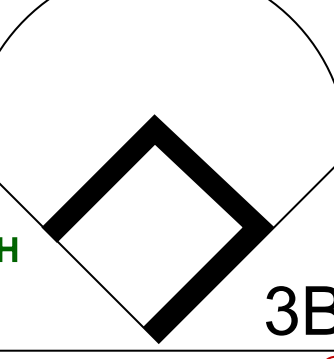

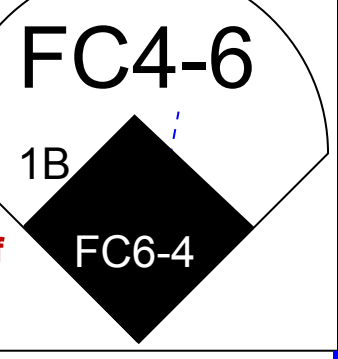


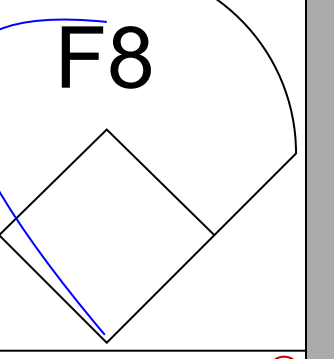

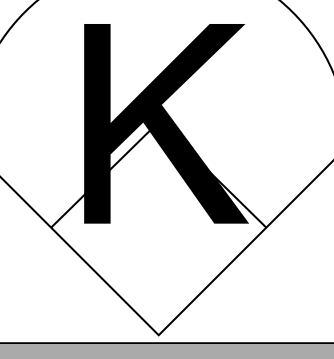
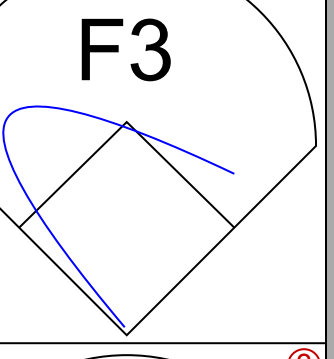
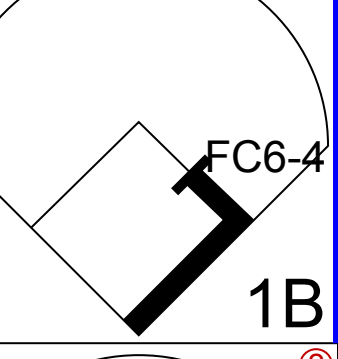
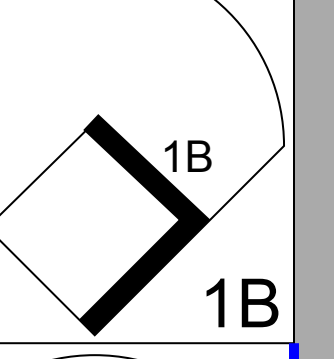
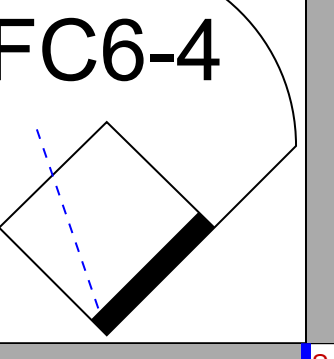
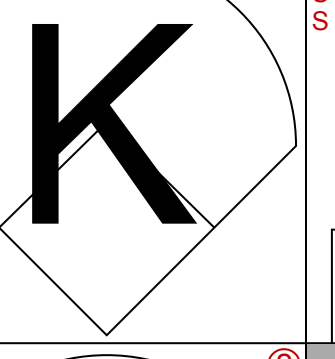
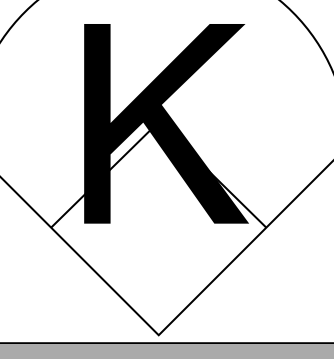
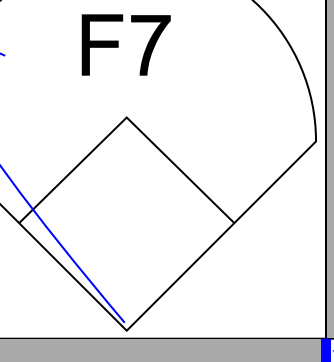
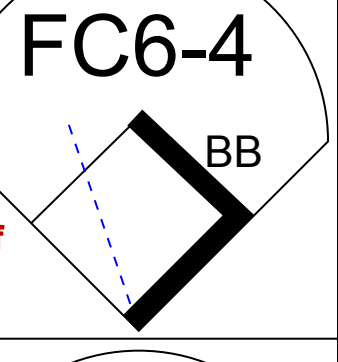
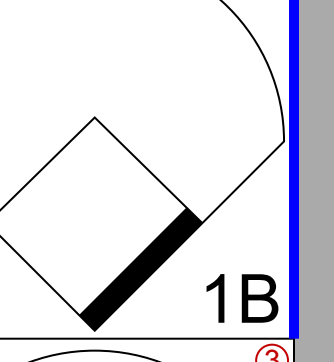
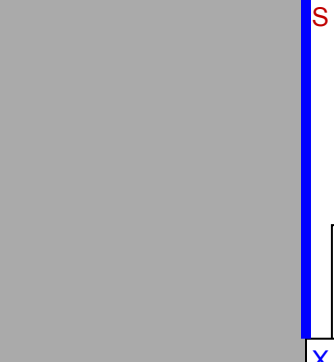
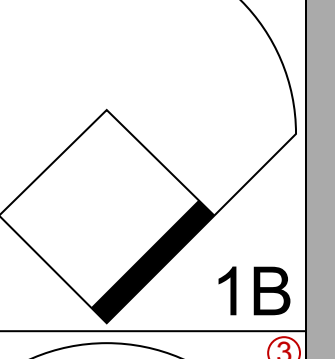
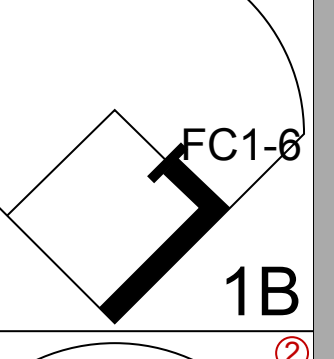
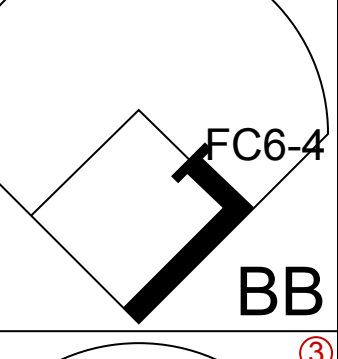
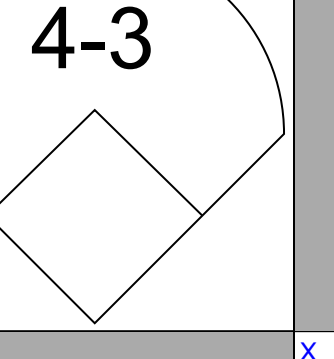
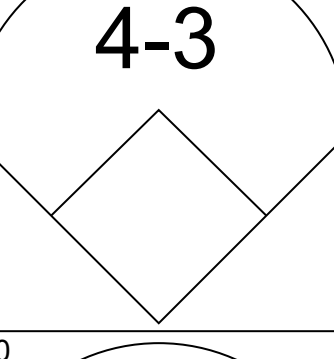

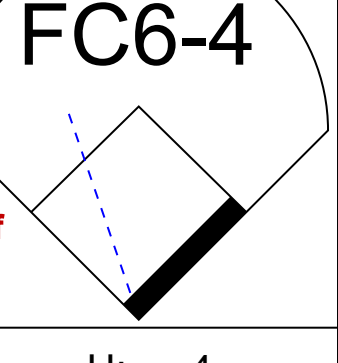
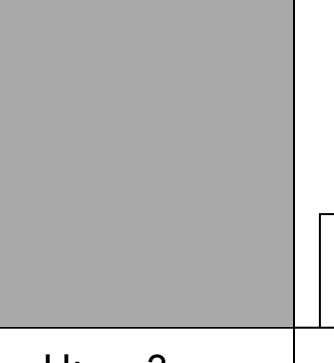
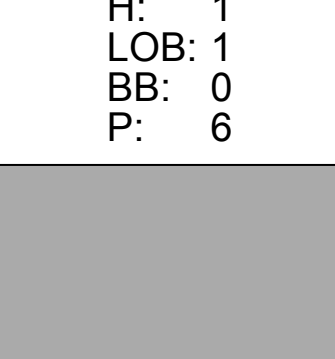
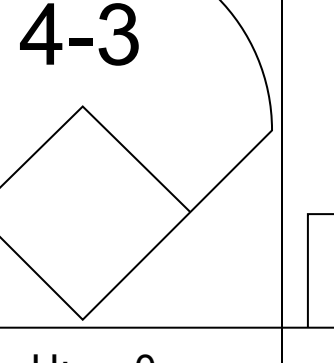
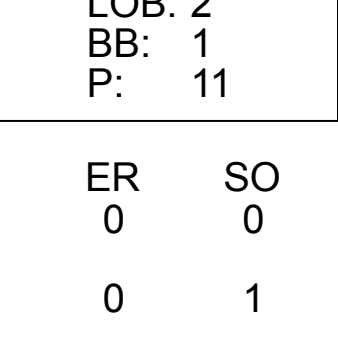
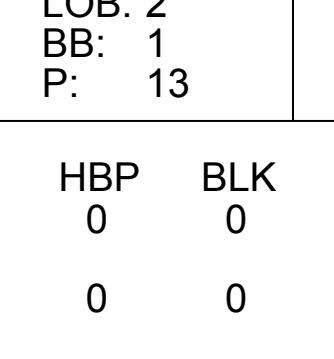
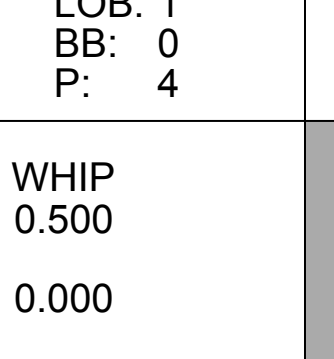
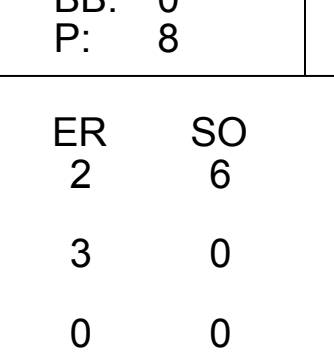
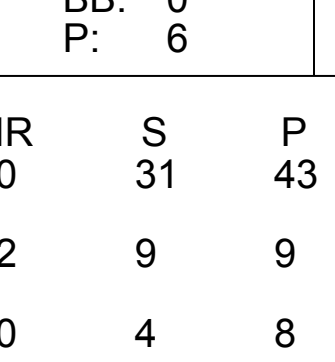
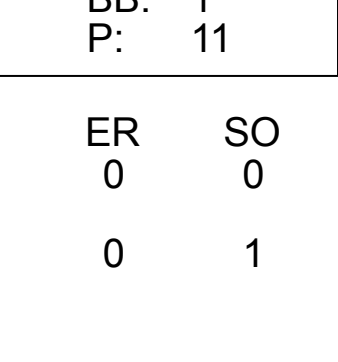
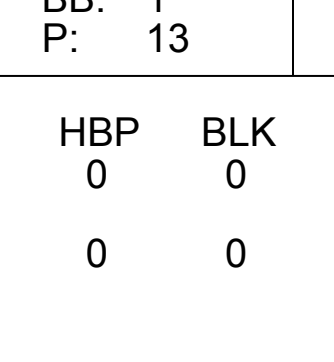



Batter	1	2	3	4	5	6	7	8	9	AB	R	H	RBI	BB	SO	LOB	BOTTOM										
Bill Doran, S (1, 4) OBP: 0.367, SLG: 0.369	3-1		E S 1B		3-1	FC4-6			1-3	5	0	1	0	0	0	2											
Craig Reynolds, L (1, 6) OBP: 0.281, SLG: 0.374	FC4-6 1B		F6		HR 1B				HR	5	2	3	1	0	1	1											
Denny Walling, L (1, 5) OBP: 0.373, SLG: 0.464	FC4-6		F7		HR				F7	4	1	1	2	0	0	2											
Glenn Davis, R (1, 3) OBP: 0.337, SLG: 0.524	5-3		F9		F7				1B	4	0	1	0	0	0	1											
Kevin Bass, S (1, 9) OBP: 0.359, SLG: 0.485	5-3			6-3 1B 2B		1B SF8 1B			F7	4	2	2	0	0	0	1											
Jose Cruz, L (1, 7) OBP: 0.319, SLG: 0.318	5-3			6-3		SF8 BB 1B			3-1	4	0	1	0	0	0	1											
Alan Ashby, S (1, 2) OBP: 0.353, SLG: 0.354	FC4-6 1B			FC6-4 1B		FC4-6 BB			F8	3	0	2	1	1	0	0											
Ty Gainey, L (1, 8) OBP: 0.390, SLG: 0.417	FC4-6			FC6-4		SF8			5-3	2	0	0	0	0	0	2											
Billy Hatcher, R (6, PH) OBP: 0.277, SLG: 0.324	FC4-6			FC6-4		3-H				1	0	0	1	0	0	0											
Mike Scott, R (1, 1) OBP: 0.107, SLG: 0.091					1-6-3				K	3	0	0	0	0	2	2											
Dave Smith, R (9, 1) OBP: 0.339, SLG: 0.449									K	0	0	0	0	0	0	0											
Phil Garner, R (9, PH)										1	0	0	0	0	1	0											
Inning Stats	R: 0 E: 0 K: 0 S: 4	H: 1 LOB: 1 BB: 0 P: 4	R: 0 E: 0 K: 0 S: 4	H: 1 LOB: 0 BB: 0 P: 4	R: 0 E: 0 K: 1 S: 6	H: 1 LOB: 1 BB: 0 P: 6	R: 1 E: 0 K: 0 S: 5	H: 2 LOB: 1 BB: 0 P: 5	R: 2 E: 0 K: 0 S: 5	H: 2 LOB: 0 BB: 0 P: 5	R: 1 E: 0 K: 1 S: 7	H: 2 LOB: 2 BB: 1 P: 11	R: 0 E: 0 K: 1 S: 6	H: 1 LOB: 1 BB: 0 P: 6	R: 0 E: 0 K: 0 S: 3	H: 0 LOB: 0 BB: 0 P: 3	R: 1 E: 0 K: 1 S: 5	H: 1 LOB: 0 BB: 0 P: 5	1B: 8 2B: 1 3B: 0 HR: 2	SF: 1 SAC: 0 DP: 0 HBP: 0	WP: 0 PB: 0 SB: 1 CS: 0	PA: 38					
PITCHER	IP	WLS	BF	H	R	ER	SO	BB	IBB	HBP	BLK	WP	HR	S	P	ERA	WHIP										
Dwight Gooden, R (1, 1) ERA: 2.93	5.0		25	9	4	4	1	1	0	0	0	0	0	11	30	7.20	2.000										
Jesse Orosco, L (6, 1) ERA: 3.19	2.0		7	1	0	0	2	0	0	0	0	0	0	11	11	0.00	0.500										
Doug Sisk, R (8, 1) ERA: 2.39	1.0		3	0	0	0	0	0	0	0	0	0	0	3	3	0.00	0.000										
Roger McDowell, R (9, 1) ERA: 2.35	0.2	L	3	1	1	1	1	0	0	0	0	0	1	5	5	13.50	1.500										

New York Mets @ Houston Astros
Astrodome, Houston, TX
Sat Jul 19 1986, 8:05 PM EDT
Att: 44,502 - Unknown

AB 36
R 5
H 11
RBI 5
BB 1
SO 4
LOB 12

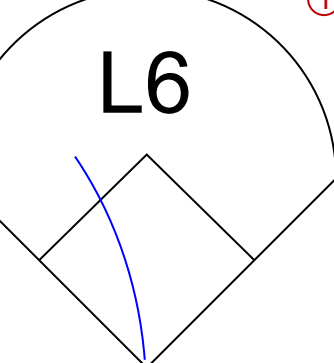
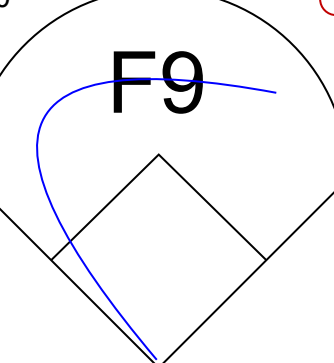
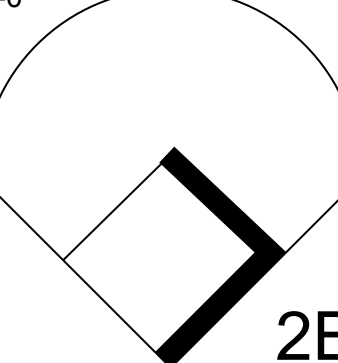
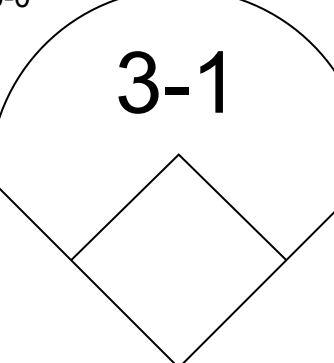
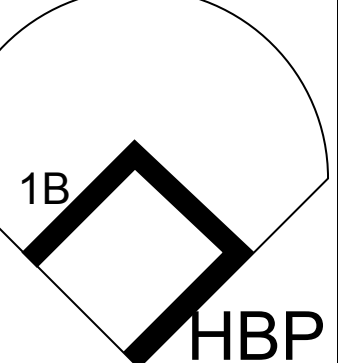
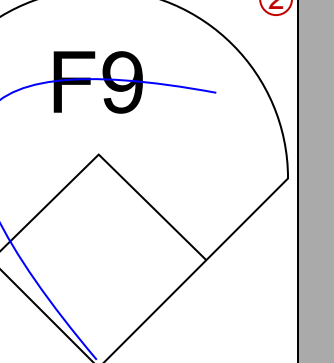
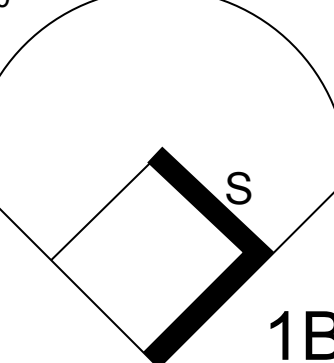
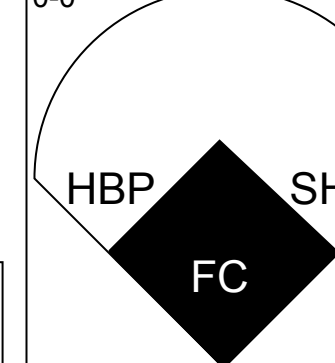
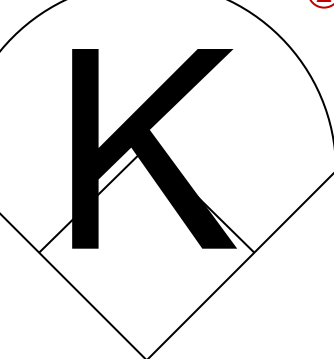
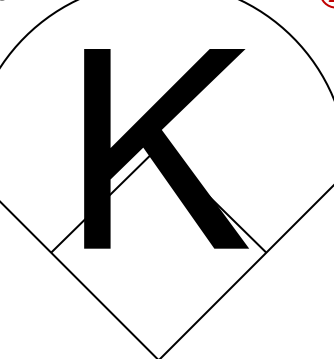
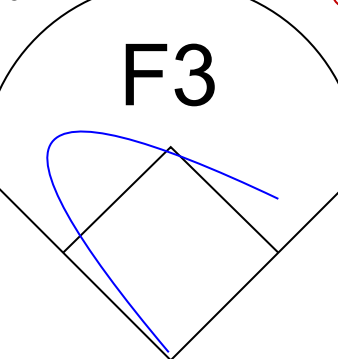
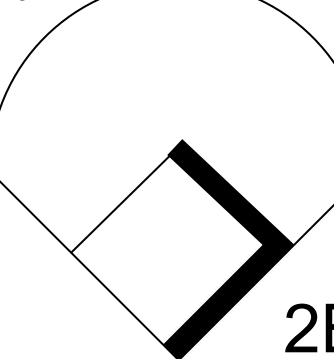
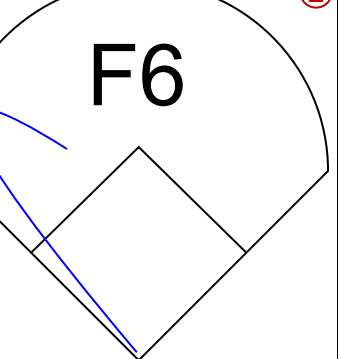
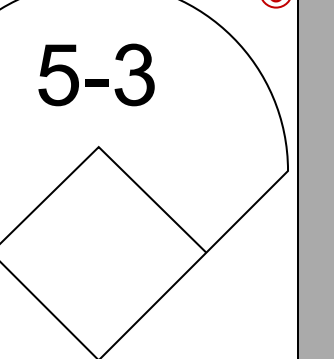
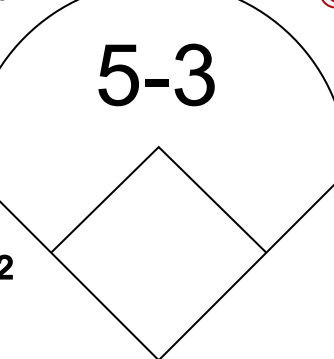
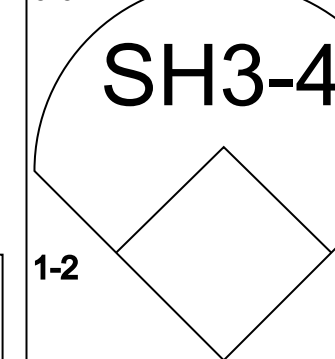
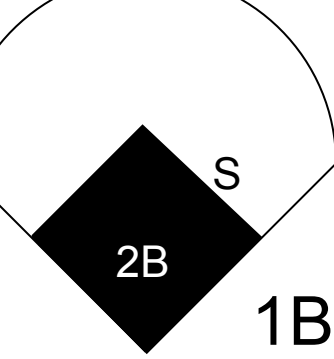
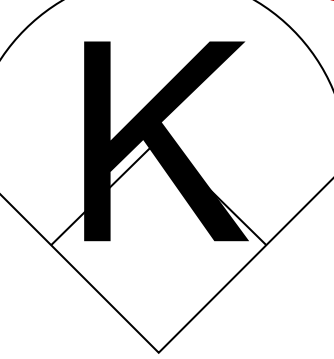
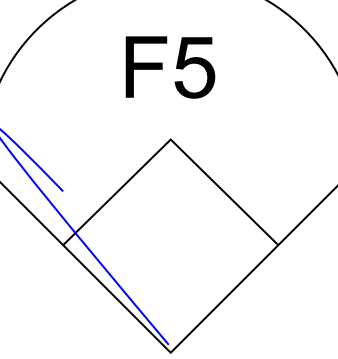
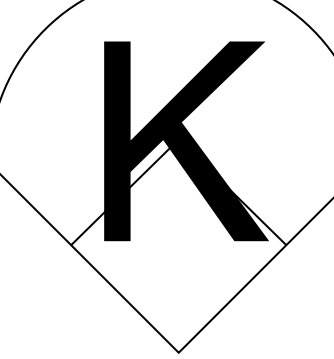
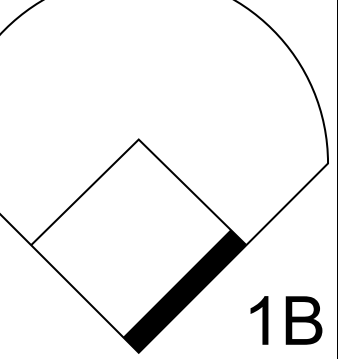
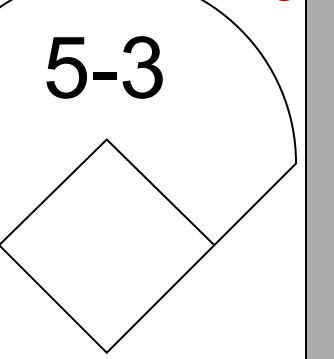
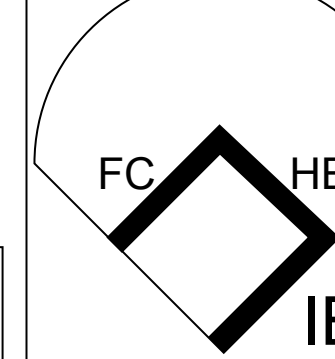
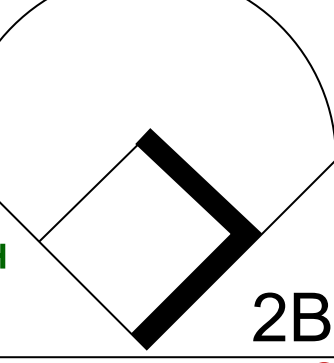
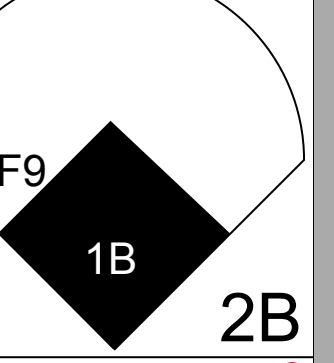
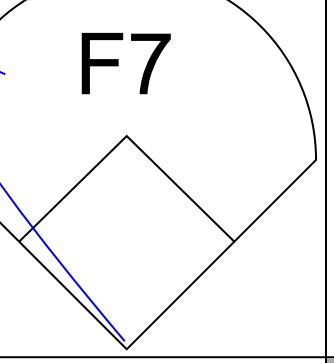
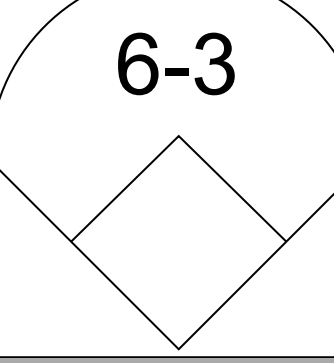

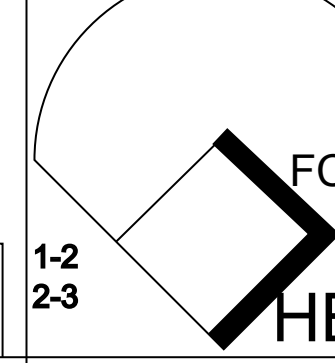
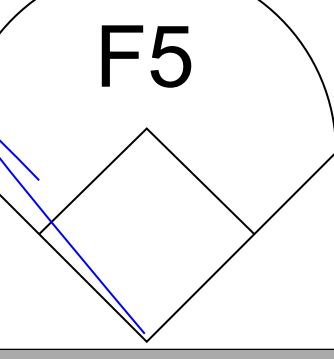
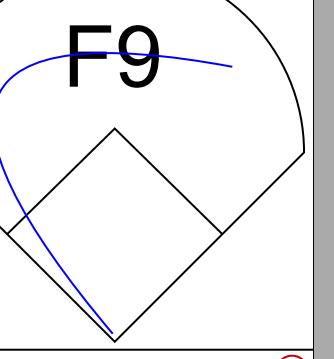

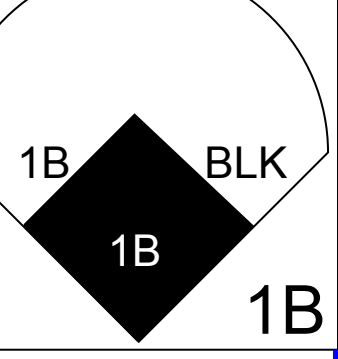
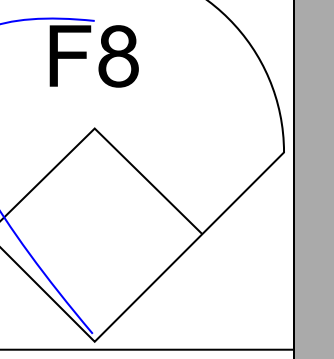
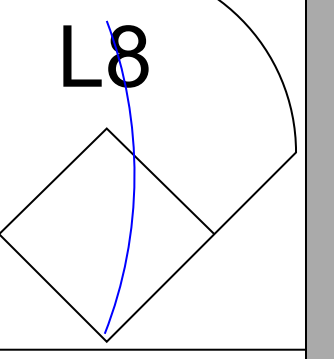
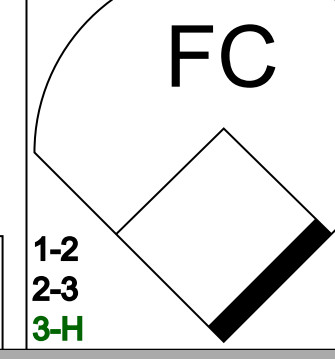
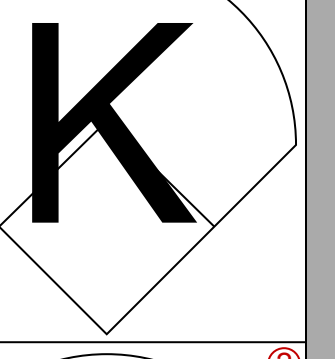

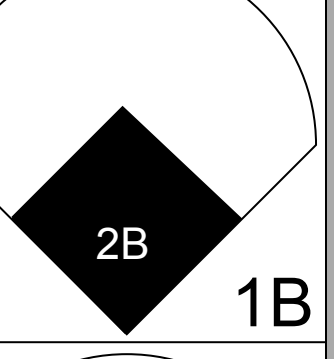
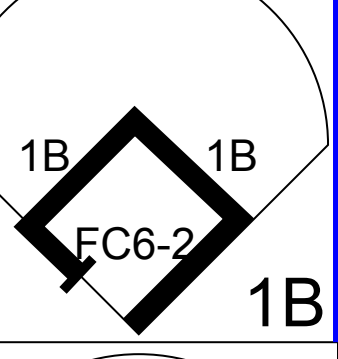
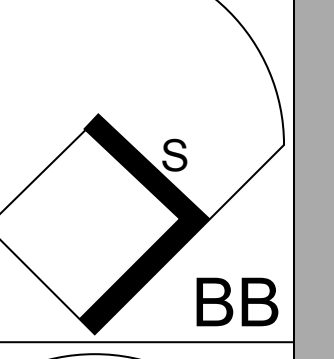

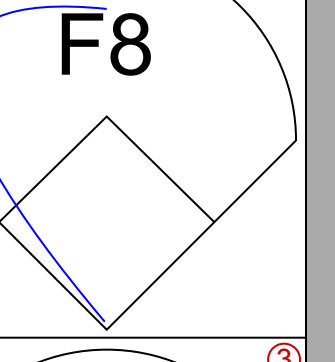
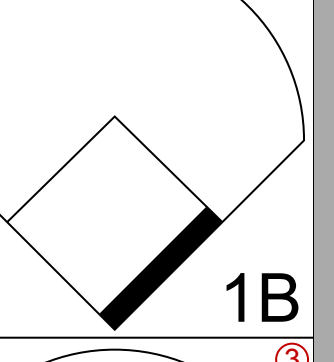
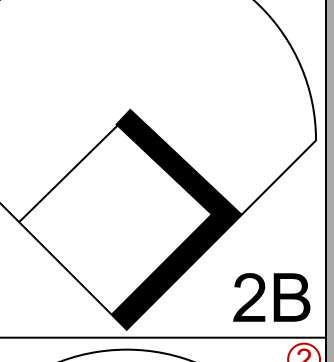
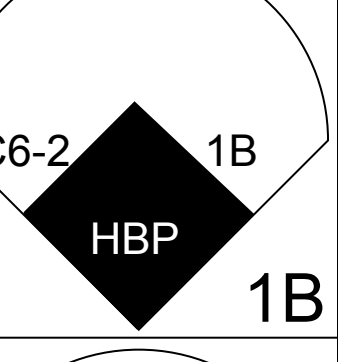
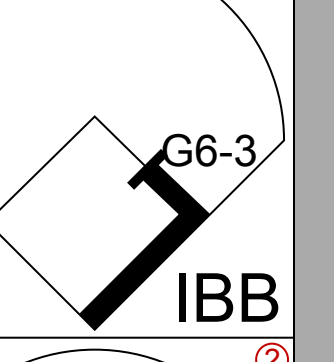
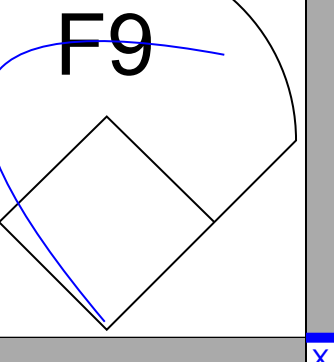

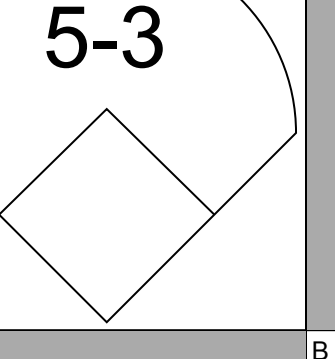
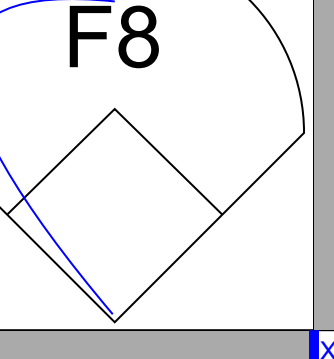
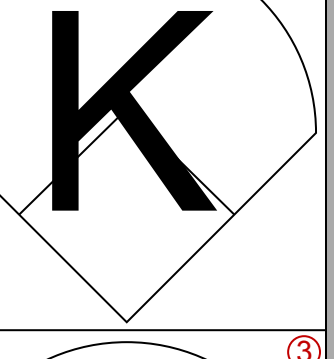
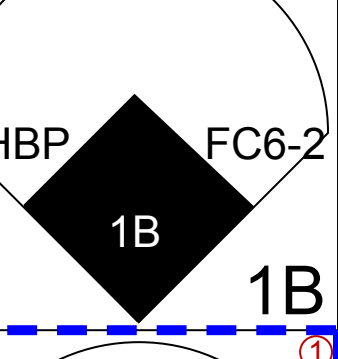
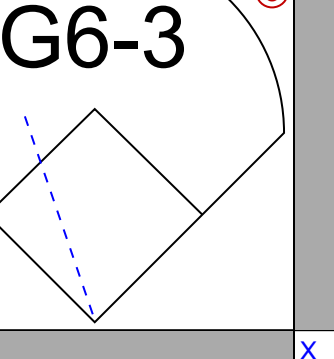
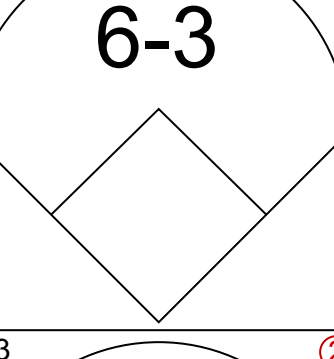



Batter	1	2	3	4	5	6	7	8	9	10	11	12	13	14	15	AB	R	H	RBI	BB	SO	LOB	TOP					
Mookie Wilson, S OBP: 0.333, SLG: 0.432 Doug Sisk, R																4	0	0	0	0	2	1						
Howard Johnson, S OBP: 0.265, SLG: 0.449 Jesse Orosco, R																0	0	0	0	0	0	0						
Ed Hearn, R OBP: 0.380, SLG: 0.576 Kevin Mitchell, R OBP: 0.395, SLG: 0.544																7	2	3	1	1	0	1						
Keith Hernandez, L OBP: 0.380, SLG: 0.410																4	2	3	2	2	0	1						
Rafael Santana, R OBP: 0.342, SLG: 0.447																6	2	2	1	0	0	4						
Gary Carter, R OBP: 0.447																7	1	1	1	0	2	7						
Darryl Strawberry, L OBP: 0.387, SLG: 0.547																4	0	1	0	0	2	1						
George Foster, R OBP: 0.299, SLG: 0.452 Rafael Santana, R OBP: 0.234, SLG: 0.189																3	0	1	0	0	0	1						
Ray Knight, R OBP: 0.246, SLG: 0.444 Rick Anderson, R																4	0	0	1	0	0	1						
Rick Aguilera, R OBP: 0.273, SLG: 0.500 Roger McDowell, R OBP: 0.417, SLG: 0.364																1	0	0	0	0	0	0						
Tim Lincecum, R OBP: 0.285, SLG: 0.347 Lenny Dykstra, L OBP: 0.413, SLG: 0.522																2	0	2	0	0	0	0						
Sid Fernandez, L OBP: 0.227, SLG: 0.238 Wally Backman, S OBP: 0.380, SLG: 0.397																5	0	1	0	0	1	2						
Inning Stats	R: 0 E: 0 S: 8	H: 2 LOB: 2 K: 2 P: 12	R: 0 E: 0 S: 8	H: 1 LOB: 1 K: 1 P: 8	R: 2 E: 0 S: 7	H: 2 LOB: 1 K: 1 P: 11	R: 0 E: 0 S: 6	H: 1 LOB: 0 K: 1 P: 6	R: 0 E: 0 S: 2	H: 0 LOB: 0 K: 0 P: 6	R: 0 E: 0 S: 3	H: 0 LOB: 0 K: 0 P: 3	R: 0 E: 0 S: 6	H: 1 LOB: 1 K: 1 P: 6	R: 0 E: 0 S: 4	H: 1 LOB: 1 K: 0 P: 4	R: 0 E: 0 S: 3	H: 0 LOB: 0 K: 0 P: 3	R: 0 E: 0 S: 5	H: 0 LOB: 0 K: 1 P: 5	R: 0 E: 0 S: 5	H: 0 LOB: 0 K: 1 P: 5	1B: 12 2B: 0 3B: 1 HR: 2	SF: 0 SAC: 0 DP: 1 HBP: 2	WP: 0 PB: 0 SB: 0 CS: 1	PA: 65		
PITCHER	IP ERA	WLS 3.75	BF 22	H 6	R 2	ER 3	SO 6	BB 0	IBB 0	HBP 0	BLK 0	WP 0	HR 0	S 31	P 43	ERA 3.60	WHIP 1.800											
Jim Destefano, L ERA: 3.75	1.1	5.0	22	6	2	3	6	0	0	0	0	0	0	2	9	9	13.50	1.500										
Aurelio Lopez, R ERA: 2.89	6.1	2.0	9	3	3	0	0	0	0	0	0	0	0	2	9	9	13.50	1.500										
Charlie Kerfeld, R ERA: 2.42	8.1	1.0	5	1	0	0	0	1	0	0	0	0	0	4	8	8	0.00	2.000										
Dave Smith, R ERA: 3.38	9.1	0.1	4	1	3	3	0	1	0	1	0	0	0	2	7	7	81.00	6.000										
Frank DiPino, L ERA: 3.87	9.1	3.2	15	3	0	0	2	0	0	1	0	0	0	18	19	0.00	0.818											
PITCHER	IP ERA	WLS 3.0	BF 7	H 1	R 0	ER 0	SO 1	BB 0	IBB 0	HBP 0	BLK 0	WP 0	HR 0	S 7	P 7	ERA 0.00	WHIP 0.500											
Larry Andersen, R ERA: 3.0	13.1	2.0	10	1	0	0	1	0	0	0	0	0	0	5	5	0.00	0.500											
Bob Knepper, L ERA: 2.61	15.1	1.0	W	3	0	0	0	1	0	0	0	0	0	5	5	0.00	0.000											

New York Mets @ Houston Astros
Astrodome, Houston, TX
Sun Jul 20 1986 4:33 AM EDT
Att: 23,900 - Unknown

AB 58
R 8
H 15
RBI 8
BB 5
SO 9
LOB 24



Batter	1	2	3	4	5	6	7	8	9	10	11	12	13	14	15	AB	R	H	RBI	BB	SO	LOB	BOTTOM					
Bill Doran, S OBP: 0.370, SLG: 0.374																7	1	3	1	0	0	1						
Billy Hatcher, R OBP: 0.272, SLG: 0.322																7	0	1	0	0	2	6						
Phil Garner, R OBP: 0.298, SLG: 0.448 Denny Walling, L OBP: 0.374, SLG: 0.459																3	1	1	0	0	1	2						
Glenn Davis, R OBP: 0.340, SLG: 0.528																7	1	3	1	0	2	3						
Kevin Bass, S OBP: 0.357, SLG: 0.488																8	2	2	2	0	0	5						
Jose Cruz, L OBP: 0.322, SLG: 0.321 Tony Walker, R OBP: 0.326, SLG: 0.387																4	1	2	0	0	2	1						
Alan Ashby, S OBP: 0.354, SLG: 0.370																6	1	3	3	1	1	2						
Dickie Thorn, R OBP: 0.260, SLG: 0.321																7	1	2	0	0	1	4						
Jim Dwyer, L ERA: 2.83 Doug Sisk, R ERA: 3.62 Jesse Orosco, L ERA: 3.12 Rick Anderson, R ERA: Roger McDowell, R ERA: 2.37	R: 1 E: 0 S: 7	H: 2 LOB: 1 K: 1 P: 7	R: 0 E: 0 S: 5	H: 0 LOB: 0 K: 1 P: 5	R: 0 E: 0 S: 7	H: 0 LOB: 1 K: 1 P: 11	R: 1 E: 0 S: 7	H: 2 LOB: 1 K: 1 P: 7	R: 0 E: 0 S: 4	H: 1 LOB: 1 K: 0 P: 4	R: 0 E: 0 S: 10	H: 3 LOB: 1 K: 2 P: 10	R: 0 E: 0 S: 6	H: 1 LOB: 1 K: 1 P: 6	R: 0 E: 0 S: 3	H: 0 LOB: 0 K: 0 P: 3	R: 0 E: 0 S: 6	H: 1 LOB: 1 K: 1 P: 6	R: 0 E: 0 S: 5	H: 0 LOB: 0 K: 1 P: 5	R: 0 E: 0 S: 6	H: 1 LOB: 1 K: 0 P: 8	R: 0 E: 0 S: 3	H: 1 LOB: 3 K: 0 P: 8	1B: 12 2B: 5 3B: 0 HR: 1	SF: 0 SAC: 1 DP: 1 HBP: 2	WP: 0 PB: 0 SB: 0 CS: 0	PA: 68
PITCHER	IP ERA	WLS 2.83	BF 27	H 8	R 4	ER 4	SO 7	BB 0	IBB 0	HBP 0	BLK 0	WP 0	HR 1	S 40	P 44	ERA 6.00	WHIP 1.500											
Sid Fernandez, L ERA: 2.83	1.1	6.0	27	8	4	4	7	0	0	0	0	0	0	10	10	6.00	1.500											
Doug Sisk, R ERA: 3.62	7.1	1.0	8	5	4	4	1	0	0	0	1	0	0	10	10	36.00	5.000											
Jesse Orosco, L ERA: 3.12	8.1	1.0	5	1	0	0	1	0	0	0	0	0	0	6	7	0.00	1.000											
Rick Anderson, R ERA:	9.1	3.0	12	1	0	0	0	2	1	0	0	0	0	9	21	0.00	1.000											
Roger McDowell, R ERA: 2.37	12.1	3.1	L	16	3	1	1	4	0	1	1	0	0	0	22	27	2.70	0.900										

New York Mets @ Houston Astros
Astrodome, Houston, TX
Sun Jul 20 1986 4:33 AM EDT
Att: 23,900 - Unknown

AB 60
R 9
H 18
RBI 9
BB 5
SO 13
LOB 30



Batter	1	2	3	4	5	6	7	8	9	AB	R	H	RBI	BB	SO	LOB	TOP			
Lenny Dykstra, L OBP: 0.413, SLG: 0.518	0-0 SH5-4 1B		0-0 F7	0-0 L6		4-0 1B BB		0-0 G3		4	0	1	0	1	0	1	New York Mets @ Cincinnati Reds Riverfront Stadium, Cincinnati, OH Mon Jul 21 1986, 7:05 PM EDT Att: 23,827 - Unknown			
Wally Backman, S OBP: 0.382, SLG: 0.399	0-0 SH5-4		0-0 4-3		0-0 1B SF	1-2 2-3 3-H 1B		0-0 4-3		4	1	2	1	0	0					
Keith Hernandez, L OBP: 0.380, SLG: 0.408	0-0 4-3		4-0 2B 1B BB		0-0 G5-4-3 SF 1-3 1B	1-2 2-3 3-H 1B		0-0 F4		4	1	1	0	1	0	4				
Darryl Strawberry, L OBP: 0.387, SLG: 0.549	4-0 BB		0-0 1-3 1B 2B		0-0 SF G5-4-3	1-2 2-3 3-H 1B		0-0 3-1		3	1	1	1	1	0	3				
Gary Carter, R OBP: 0.340, SLG: 0.443	0-0 F8		0-0 2-H 3-H 1B		0-0 G5-4-3	1-2 2-3 3-H 1B		0-0 5-3		5	0	1	2	0	0	4				
Danny Heep, L OBP: 0.387, SLG: 0.400		4-0 BB	0-0 FC4-6 BB		0-0 F7	1-2 2-3 3-H 1B		0-0 5-3		1	0	0	0	1	1					
Kevin Mitchell, R OBP: 0.394, SLG: 0.540		0-0 BB	0-0 K		0-0 F7	1-2 2-3 3-H 1B		0-0 5-3		3	0	1	0	0	0	1				
Jesse Orosco, R OBP: 0.333, SLG: 0.432		0-0 BB	0-0 F7		0-0 F4	1-2 2-3 3-H 1B		0-0 F8		0	0	0	0	0	0	0				
Ray Knight, R OBP: 0.348, SLG: 0.443		0-0 F4		0-0 1B		4-0 SH1-4 1B BB		0-0 F4		3	1	1	0	1	0	2				
Rafael Santana, R OBP: 0.239, SLG: 0.192		0-0 FC4-6 1-2 BB		0-0 F9		0-0 1B SH1-4 1B	1-2 BB			3	0	1	0	1	0	2				
Rick Aguilera, R OBP: 0.240, SLG: 0.435		0-0 F7		0-0 F4		0-0 SH1-4	1-2 F8			3	0	0	0	0	0	4				
Mookie Wilson, S OBP: 0.333, SLG: 0.432						1-2 2-3 3-H 1B				0	0	0	0	0	0	0				
Inning Stats	R: 0 E: 0 K: 0 S: 4	H: 1 LOB: 2 BB: 1 P: 8	R: 0 E: 0 K: 0 S: 3	H: 0 LOB: 1 BB: 1 P: 7	R: 2 E: 0 K: 1 S: 7	H: 2 LOB: 1 BB: 1 P: 11	R: 0 E: 0 K: 0 S: 4	H: 1 LOB: 1 BB: 0 P: 4	R: 1 E: 1 K: 0 S: 5	H: 2 LOB: 1 BB: 0 P: 5	R: 0 E: 0 K: 0 S: 4	H: 1 LOB: 2 BB: 1 P: 8	R: 0 E: 0 K: 0 S: 3	H: 0 LOB: 0 BB: 0 P: 3	R: 0 E: 0 K: 0 S: 3	H: 0 LOB: 0 BB: 0 P: 3	1B: 8 2B: 1 3B: 0 HR: 0	SF: 1 SAC: 2 DP: 1 HBP: 0	WP: 0 PB: 0 SB: 0 CS: 0	PA: 42
PITCHER	IP WLS BF H R ER SO	IP WLS BF H R ER SO	IP WLS BF H R ER SO	IP WLS BF H R ER SO	IP WLS BF H R ER SO	IP WLS BF H R ER SO	IP WLS BF H R ER SO	IP WLS BF H R ER SO	IP WLS BF H R ER SO	IP WLS BF H R ER SO	IP WLS BF H R ER SO	IP WLS BF H R ER SO	IP WLS BF H R ER SO	IP WLS BF H R ER SO	IP WLS BF H R ER SO	IP WLS BF H R ER SO	ERA WHIP	ERA WHIP		
Mario Soto, R ERA: 4.11	4.0 L	21 6 3 3 1	3 0 0 0 0	3 0 0 0 0	3 0 0 0 0	3 0 0 0 0	3 0 0 0 0	3 0 0 0 0	3 0 0 0 0	3 0 0 0 0	3 0 0 0 0	3 0 0 0 0	3 0 0 0 0	3 0 0 0 0	3 0 0 0 0	3 0 0 0 0	6.75 2.250			
Rob Murphy, L ERA:	1.0	3 0 0 0 0	0 0 0 0 0	0 0 0 0 0	0 0 0 0 0	0 0 0 0 0	0 0 0 0 0	0 0 0 0 0	0 0 0 0 0	0 0 0 0 0	0 0 0 0 0	0 0 0 0 0	0 0 0 0 0	0 0 0 0 0	0 0 0 0 0	0 0 0 0 0	0.00 0.000			
Carl Willis, R ERA:	2.0	12 3 1 1 0	3 0 1 1 0	3 0 0 0 0	3 0 0 0 0	3 0 0 0 0	3 0 0 0 0	3 0 0 0 0	3 0 0 0 0	3 0 0 0 0	3 0 0 0 0	3 0 0 0 0	3 0 0 0 0	3 0 0 0 0	3 0 0 0 0	3 0 0 0 0	4.50 3.000			
Ted Power, R ERA: 5.05	2.0	6 0 0 0 0	0 0 0 0 0	0 0 0 0 0	0 0 0 0 0	0 0 0 0 0	0 0 0 0 0	0 0 0 0 0	0 0 0 0 0	0 0 0 0 0	0 0 0 0 0	0 0 0 0 0	0 0 0 0 0	0 0 0 0 0	0 0 0 0 0	0 0 0 0 0	0.00 0.000			

AB	33
R	4
H	9
RBI	4
BB	6
SO	1
LOB	22



Batter	1	2	3	4	5	6	7	8	9	AB	R	H	RBI	BB	SO	LOB	BOTTOM					
Kal Daniels, L OBP: 0.407, SLG: 0.529	0-0 4-3 2B		1-0 HBP		0-3 K		0-0 4-3		0-0 F9	3	0	1	0	0	1	1	New York Mets @ Cincinnati Reds Riverfront Stadium, Cincinnati, OH Mon Jul 21 1986, 7:05 PM EDT Att: 23,827 - Unknown					
Tony Perez, R OBP: 0.313, SLG: 0.250	0-0 4-3		0-0 F7		0-0 4-3		0-0 6-3		0-0 F9	4	0	0	0	0	0	2						
Pete Rose, S OBP: 0.305, SLG: 0.259	0-0 2-3		0-0 F7		0-0 4-3		0-0 6-3		0-0 F9	3	0	1	0	1	1	1						
Dave Parker, L OBP: 0.345, SLG: 0.511	4-0 G4-6-3 BB		0-0 F7		0-0 F9	2B	0-3 K		0-0 K	4	1	1	0	0	1	4						
Eric Davis, R OBP: 0.386, SLG: 0.555	0-0 G4-6-3		0-3 K		0-0 F9	2B	0-0 E	2B	0-0 E5	4	0	2	0	0	0	1						
Buddy Bell, R OBP: 0.327, SLG: 0.364		0-0 6-3		0-0 1B		0-0 F9		0-0 E5	4	0	2	0	0	0	1							
Wade Rowdon, R OBP: 0.333, SLG: 0.407		0-0 3B 2B		0-3 K		0-0 F9		0-0 5-3	4	1	1	0	0	1	3							
Sal Butera, R OBP: 0.348, SLG: 0.360		0-0 F3		0-3 K		0-0 F9		0-0 5-3	3	0	0	0	0	2	2							
Max Venable, L OBP: 0.311, SLG: 0.341		0-0 F3		0-3 K		0-0 F9		0-0 5-3	0	0	0	0	1	0	0							
Ron Oester, S OBP: 0.322, SLG: 0.361		0-0 2H 3B		0-3 K		0-0 F9		0-0 5-3	4	0	1	1	0	2	2							
Mario Soto, R OBP: 0.348, SLG: 0.360		0-3 K		0-0 F7		0-0 F9		0-0 5-3	1	0	0	0	0	1	1							
Rob Murphy, L OBP: 0.311, SLG: 0.341		0-3 K		0-0 F7		0-0 F9		0-0 5-3	0	0	0	0	0	0	0							
Eddie Milner, L OBP: 0.291, SLG: 0.388		0-3 K		0-0 F7		0-0 F9		0-0 5-3	1	0	0	0	0	0	0							
Carl Willis, L OBP: 0.311, SLG: 0.341		0-3 K		0-0 F7		0-0 F9		0-0 5-3	0	0	0	0	0	0	0							
Kurt Stillwell, S OBP: 0.291, SLG: 0.388		0-3 K		0-0 F7		0-0 F9		0-0 5-3	1	0	1	0	0	0	0							
Ted Power, R OBP: 0.348, SLG: 0.360		0-3 K		0-0 F7		0-0 F9		0-0 5-3	0	0	0	0	0	0	0							
Nick Esasky, R OBP: 0.285, SLG: 0.437		0-3 K		0-0 F7		0-0 F9		0-0 5-3	1	0	0	0	0	0	1							
Inning Stats	R: 0 E: 0 K: 0 S: 3	H: 1 LOB: 1 BB: 1 P: 7	R: 1 E: 0 K: 1 S: 7	H: 2 LOB: 1 BB: 0 P: 7	R: 0 E: 0 K: 1 S: 5	H: 0 LOB: 1 BB: 0 P: 6	R: 0 E: 0 K: 3 S: 10	H: 1 LOB: 1 BB: 0 P: 10	R: 0 E: 0 K: 1 S: 5	H: 0 LOB: 0 BB: 0 P: 5	R: 0 E: 0 K: 0 S: 4	H: 1 LOB: 1 BB: 0 P: 4	R: 0 E: 0 K: 2 S: 8	H: 1 LOB: 1 BB: 0 P: 8	R: 1 E: 1 K: 1 S: 7	H: 2 LOB: 1 BB: 0 P: 7	R: 0 E: 0 K: 0 S: 3	H: 0 LOB: 1 BB: 1 P: 7	1B: 3 2B: 4 3B: 1 HR: 0	SF: 0 SAC: 0 DP: 1 HBP: 1	WP: 0 PB: 0 SB: 0 CS: 0	PA: 37
PITCHER	IP WLS BF H R ER SO	IP WLS BF H R ER SO	IP WLS BF H R ER SO	IP WLS BF H R ER SO	IP WLS BF H R ER SO	IP WLS BF H R ER SO	IP WLS BF H R ER SO	IP WLS BF H R ER SO	IP WLS BF H R ER SO	IP WLS BF H R ER SO	IP WLS BF H R ER SO	IP WLS BF H R ER SO	IP WLS BF H R ER SO	IP WLS BF H R ER SO	IP WLS BF H R ER SO	IP WLS BF H R ER SO	ERA WHIP	ERA WHIP				
Rick Aguilera, R ERA: 4.9	1.1	33 8 0 0 0	0 0 0 0 0	0 0 0 0 0	0 0 0 0 0	0 0 0 0 0	0 0 0 0 0	0 0 0 0 0	0 0 0 0 0	0 0 0 0 0	0 0 0 0 0	0 0 0 0 0	0 0 0 0 0	0 0 0 0 0	0 0 0 0 0	0 0 0 0 0	1.12 1.125					
Jesse Orosco, L ERA: 3.05	1.0	4 0 0 0 0	0 0 0 0 0	0 0 0 0 0	0 0 0 0 0	0 0 0 0 0	0 0 0 0 0	0 0 0 0 0	0 0 0 0 0	0 0 0 0 0	0 0 0 0 0	0 0 0 0 0	0 0 0 0 0	0 0 0 0 0	0 0 0 0 0	0 0 0 0 0	0.00 1.000					

AB	34
R	2
H	8
RBI	1
BB	2
SO	9
LOB	19



Batter	1	2	3	4	5	6	7	8	9	AB	R	H	RBI	BB	SO	LOB	TOP																
Mookie Wilson, S (1, 8) OBP: 0.345, SLG: 0.453										4	1	3	3	0	0	1	<p>New York Mets @ Atlanta Braves Atlanta-Fulton County Stadium, Atlanta, GA</p> <p>Sat Jul 26 1986, 3:33 AM EDT Unknown</p> <p>livebaseballscores.com</p> <p>AB 26 R 3 H 5 RBI 3 BB 4 SO 5 LOB 9</p>																
Tim Lincecum, R (1, 4) OBP: 0.315, SLG: 0.365										2	0	0	0	2	1	2																	
Keith Hernandez, L (1, 3) OBP: 0.383, SLG: 0.408										4	0	0	0	0	1	2																	
Gary Carter, R (1, 2) OBP: 0.331, SLG: 0.424										4	0	0	0	0	0	1																	
Kevin Mitchell, R (1, 9) OBP: 0.389, SLG: 0.543										4	0	1	0	0	1	0																	
George Foster, R (1, 7) OBP: 0.294, SLG: 0.444										3	0	0	0	0	0	1																	
Ray Knight, R (1, 5) OBP: 0.345, SLG: 0.433										2	1	0	0	1	1	0																	
Rafael Santana, R (1, 6) OBP: 0.252, SLG: 0.200										1	0	0	0	1	0	1																	
Lenny Dykstra, L (8, PH) OBP: 0.410, SLG: 0.517										1	1	1	0	0	0	0																	
Roger McDowell, R (8, 1) OBP: 0.357, SLG: 0.308										0	0	0	0	0	0	0																	
Dwight Gooden, R (1, 1) OBP: 0.122, SLG: 0.128										1	0	0	0	0	1	1																	
Howard Johnson, S (8, PH) OBP: 0.350, SLG: 0.467										0	0	0	0	0	0	0																	
Inning Stats	R: 0 E: 0 K: 1 S: 5	H: 1 LOB: 0 BB: 0 P: 5	R: 0 E: 0 K: 0 S: 3	H: 1 LOB: 0 BB: 0 P: 3	R: 2 E: 0 K: 1 S: 6	H: 1 LOB: 1 BB: 2 P: 14	R: 0 E: 0 K: 0 S: 3	H: 0 LOB: 0 BB: 0 P: 3	R: 0 E: 0 K: 0 S: 3	H: 0 LOB: 1 BB: 1 P: 7	R: 0 E: 0 K: 0 S: 2	H: 0 LOB: 0 BB: 1 P: 6	R: 0 E: 0 K: 1 S: 5	H: 0 LOB: 0 BB: 0 P: 5	R: 1 E: 0 K: 1 S: 6	H: 2 LOB: 0 BB: 0 P: 6	R: 0 E: 0 K: 1 S: 5	H: 0 LOB: 0 BB: 0 P: 5	1B: 3 2B: 1 3B: 0 HR: 1	SF: 0 SAC: 2 DP: 2 HBP: 0	WP: 0 PB: 0 CS: 2	PA: 32											
PITCHER	IP WLS BF H R ER SO BB IBB HBP BLK WP HR S P ERA WHIP																																
Zane Smith, L (1, 1) ERA: 3.38	5.0	19	3	2	2	2	3	0	0	0	0	0	1	20	32	3.60	1.200																
Craig McMurry, R (8, 1) ERA: 4.46	0.0	1	0	0	0	0	1	0	0	0	0	0	0	0	4	=	=																
Jeff Dedmon, R (8, 1) ERA: 3.14	2.0	5	0	0	0	1	0	0	0	0	0	0	0	7	7	0.00	0.000																
Paul Assenmacher, L (8, 1) ERA: 3.05	2.0	W 7	2	1	1	2	0	0	0	0	0	0	0	11	11	4.50	1.000																

Batter	1	2	3	4	5	6	7	8	9	AB	R	H	RBI	BB	SO	LOB	BOTTOM																
Omar Moreno, L (1, 9) OBP: 0.283, SLG: 0.368										4	0	1	0	0	0	1	<p>New York Mets @ Atlanta Braves Atlanta-Fulton County Stadium, Atlanta, GA</p> <p>Sat Jul 26 1986, 3:33 AM EDT Unknown</p> <p>livebaseballscores.com</p> <p>AB 32 R 4 H 7 RBI 3 BB 2 SO 5 LOB 12</p>																
Ken Oberkfell, L (1, 5) OBP: 0.385, SLG: 0.398										4	0	0	0	0	0	1																	
Dale Murphy, R (1, 8) OBP: 0.369, SLG: 0.459										4	0	1	0	0	0	1																	
Bob Horner, R (1, 3) OBP: 0.336, SLG: 0.479										4	1	1	0	0	0	2																	
Ken Griffey, L (1, 7) OBP: 0.348, SLG: 0.486										4	2	2	0	0	0	1																	
Andres Thomas, R (1, 6) OBP: 0.317, SLG: 0.489										3	1	0	0	1	1	1																	
Ozzie Virgil, R (1, 2) OBP: 0.338, SLG: 0.381										4	0	2	1	0	2	1																	
Glenn Hubbard, R (1, 4) OBP: 0.365, SLG: 0.332										2	0	0	1	1	0	1																	
Ted Simmons, S (9, PH) OBP: 0.333, SLG: 0.395										0	0	0	1	0	0	0																	
Zane Smith, L (1, 1) OBP: 0.137, SLG: 0.102										1	0	0	0	0	1	0																	
Chris Chambliss, L (8, PH) OBP: 0.416, SLG: 0.449										1	0	0	0	0	0	2																	
Craig McMurry, R (8, 1) OBP: 0.178, SLG: 0.125										0	0	0	0	0	0	0																	
Jeff Dedmon, L (8, 1) OBP: 0.200, SLG: 0.200										1	0	0	0	0	1	1																	
Paul Assenmacher, L (8, 1) ERA: 3.05										0	0	0	0	0	0	0																	
Inning Stats	R: 0 E: 0 K: 0 S: 3	H: 0 LOB: 0 BB: 0 P: 3	R: 0 E: 0 K: 1 S: 5	H: 0 LOB: 0 BB: 0 P: 5	R: 0 E: 0 K: 2 S: 7	H: 0 LOB: 0 BB: 0 P: 7	R: 0 E: 0 K: 0 S: 3	H: 0 LOB: 0 BB: 0 P: 3	R: 3 E: 0 K: 0 S: 5	H: 3 LOB: 1 BB: 2 P: 13	R: 0 E: 0 K: 0 S: 4	H: 1 LOB: 1 BB: 0 P: 4	R: 0 E: 1 K: 2 S: 8	H: 0 LOB: 1 BB: 0 P: 8	R: 0 E: 0 K: 0 S: 4	H: 1 LOB: 1 BB: 0 P: 4	R: 1 E: 0 K: 0 S: 4	H: 2 LOB: 1 BB: 0 P: 4	1B: 5 2B: 2 3B: 0 HR: 0	SF: 1 SAC: 0 DP: 1 HBP: 0	WP: 1 PB: 1 CS: 0	PA: 35											
PITCHER	IP WLS BF H R ER SO BB IBB HBP BLK WP HR S P ERA WHIP																																
Dwight Gooden, R (1, 1) ERA: 2.97	7.0	L 8	3	1	1	0	2	0	0	0	0	0	0	8	8	5.40	1.800																
Roger McDowell, R (8, 1) ERA: 2.31	1.2	L 8	3	1	1	0	0	0	0	0	0	0	0	8	8	5.40	1.800																

Batter	1	2	3	4	5	6	7	8	9	AB	R	H	RBI	BB	SO	LOB	TOP					
Lenny Dykstra, L (1,8) OBP: 0.410, SLG: 0.514	F9		FC6-4 1B		G4-6-3 1-2		G6-4-3 1B		K	5	0	2	0	0	1	1	New York Mets @ Atlanta Braves Atlanta-Fulton County Stadium, Atlanta, GA Sat Jul 26 1986, 7:05 PM EDT Att: 44,400 - Unknown					
Wally Backman, S (1,4) OBP: 0.383, SLG: 0.397 Tim Teufel, R (7,PH) OBP: 0.313, SLG: 0.363	4-3		FC6-4 BB		1-2 2H		G6-4-3 1-2 2-3			2	0	1	1	1	0	0						
Keith Hernandez, L (1,3) OBP: 0.381, SLG: 0.415	4-3		FC6-4 1-2 2-3		F8		HR			4	1	1	2	0	0	3						
Darryl Strawberry, L (1,9) OBP: 0.383, SLG: 0.535		HR 1B	K		FC4 BB		K			3	1	1	0	1	2	2						
Danny Heep, L (1,7) OBP: 0.382, SLG: 0.388 Mookie Wilson, S (8,PH) OBP: 0.343, SLG: 0.450	5-3 1-2			L8	FC4 1-2			4-3		3	0	0	0	0	0	3						
Howard Johnson, S (1,5) OBP: 0.354, SLG: 0.492		HR		G5-3 1B			4-3	3-1		4	1	2	2	0	0							
Ed Hearn, R (1,2) OBP: 0.375, SLG: 0.569	5-3			1-2 1B			5-3	K		4	0	1	0	0	1	0						
Rafael Santana, R (1,6) OBP: 0.249, SLG: 0.197 Kevin Mitchell, R (9,PH) OBP: 0.397, SLG: 0.540	F8			G5-3 2-3			6-3	K		3	0	0	0	0	0	2						
Sid Fernandez, L (1,1) OBP: 0.239, SLG: 0.250 Doug Sisk, R (5,1)			4-3				G4-6-3 1B		F8	2	1	1	0	0	0	0						
Ray Knight, R (7,PH) OBP: 0.347, SLG: 0.435 Rick Anderson, R (7,1)					G4-6-3 1B		G6-4-3 1B			1	1	1	0	0	0	0						
George Foster, R (9,PH) OBP: 0.293, SLG: 0.442							HR 1B			1	0	0	0	0	0	0						
Inning Stats	R: 0 E: 0 K: 0 S: 3	H: 0 LOB: 0 BB: 0 P: 3	R: 2 E: 0 K: 0 S: 5	H: 2 LOB: 0 BB: 0 P: 5	R: 0 E: 0 K: 1 S: 6	H: 1 LOB: 2 BB: 1 P: 10	R: 0 E: 0 K: 0 S: 4	H: 2 LOB: 1 BB: 0 P: 4	R: 1 E: 0 K: 0 S: 5	H: 2 LOB: 2 BB: 1 P: 9	R: 0 E: 0 K: 0 S: 3	H: 0 LOB: 2 BB: 0 P: 3	R: 2 E: 0 K: 1 S: 7	H: 3 LOB: 0 BB: 0 P: 7	R: 0 E: 0 K: 1 S: 5	H: 0 LOB: 0 BB: 0 P: 5	R: 0 E: 0 K: 2 S: 7	H: 0 LOB: 0 BB: 0 P: 7	1B: 8 2B: 0 3B: 0 HR: 2	SF: 0 SAC: 0 DP: 2 HBP: 0	WP: 0 PB: 0 CS: 0	PA: 37
PITCHER	IP WLS BF H R ER SO BB IBB HBP BLK WP HR S P ERA WHIP																					
Jim Acker, R (1,1) ERA: 4.32	6.0 W 26 7 3 3 1 2 0 0 0 0 1 26 34 4.50 1.500																					
Ed Olwine, L (7,1) ERA: 3.45	0.2 4 3 2 2 0 0 0 0 0 0 1 4 4 27.00 4.500																					
Paul Assenmacher, L (7,1) ERA: 0.02	0.1 1 0 0 0 1 0 0 0 0 0 0 3 3 0.00 0.000																					
Gene Garber, R (8,1) ERA: 1.38	2.0 S 6 0 0 0 3 0 0 0 0 0 0 0 12 12 0.00 0.000																					

Batter	1	2	3	4	5	6	7	8	9	AB	R	H	RBI	BB	SO	LOB	BOTTOM			
Bill Sample, R (1,9) OBP: 0.299, SLG: 0.377 Omar Moreno, L (6,PH) OBP: 0.299, SLG: 0.371 Ed Olwine, R (7,1)	G6-4-3 1B			4-3	5-3					3	0	1	0	0	0	2	New York Mets @ Atlanta Braves Atlanta-Fulton County Stadium, Atlanta, GA Sat Jul 26 1986, 7:05 PM EDT Att: 44,400 - Unknown			
Paul Assenmacher, L (7,1) OBP: 0.400, SLG: 0.250						1-2 3H		1B		1	0	1	0	0	0	0				
Rafael Ramirez, R (1,5) OBP: 0.258, SLG: 0.313	K			L6	FC4-2			5-3		5	0	1	1	0	1	5				
Dale Murphy, R (1,8) OBP: 0.365, SLG: 0.453	G6-4-3 1-2			5-3	K			E6		5	0	0	0	0	2	5				
Ted Simmons, S (1,3) OBP: 0.347, SLG: 0.400		K								4	2	2	0	1	2	1				
Terry Harper, R (1,7) OBP: 0.311, SLG: 0.348		F4								4	1	1	0	1	0	4				
Andres Thomas, R (1,6) OBP: 0.316, SLG: 0.486 Ken Oberkfell, L (5,5) OBP: 0.391, SLG: 0.399		F3								1	0	0	0	0	0	0				
Bruce Benedict, R (1,2) OBP: 0.375, SLG: 0.382										2	1	1	1	1	0	2				
Bruce Benedict, R (1,2) OBP: 0.375, SLG: 0.382			F3							3	2	0	0	1	0	4				
Glenn Hubbard, R (1,4) OBP: 0.370, SLG: 0.343			K							4	2	3	4	0	1	0				
Jim Acker, R (1,1) OBP: 0.349, SLG: 0.486			K							2	0	0	0	0	1	1				
Inning Stats	R: 0 E: 0 K: 1 S: 5	H: 1 LOB: 0 BB: 0 P: 5	R: 0 E: 0 K: 1 S: 5	H: 0 LOB: 0 BB: 0 P: 5	R: 0 E: 0 K: 2 S: 7	H: 0 LOB: 0 BB: 0 P: 7	R: 0 E: 0 K: 0 S: 3	H: 0 LOB: 0 BB: 0 P: 3	R: 4 E: 1 K: 1 S: 10	H: 4 LOB: 2 BB: 1 P: 14	R: 3 E: 0 K: 0 S: 7	H: 4 LOB: 2 BB: 1 P: 11	R: 0 E: 1 K: 1 S: 6	H: 0 LOB: 2 BB: 1 P: 10	R: 1 E: 0 K: 1 S: 8	H: 3 LOB: 3 BB: 1 P: 12	1B: 11 2B: 1 3B: 0 HR: 0	SF: 0 SAC: 0 DP: 1 HBP: 0	WP: 0 PB: 0 CS: 0	PA: 41
PITCHER	IP WLS BF H R ER SO BB IBB HBP BLK WP HR S P ERA WHIP																			
Sid Fernandez, L (1,1) ERA: 3.02	4.0 L 18 5 4 4 4 1 0 0 0 0 0 0 25 29 9.00 1.500																			
Doug Sisk, R (5,1) ERA: 4.02	2.0 11 4 3 3 1 1 0 0 0 0 0 0 12 16 13.50 2.500																			
Rick Anderson, R (7,1) ERA: 0.68	2.0 12 3 1 1 2 1 1 0 0 0 0 0 14 22 4.50 2.000																			

AB	35
R	5
H	10
RBI	5
BB	2
SO	5
LOB	13



AB	37
R	8
H	12
RBI	8
BB	4
SO	7
LOB	25



Batter	1	2	3	4	5	6	7	8	9	AB	R	H	RBI	BB	SO	LOB	TOP				
Lenny Dykstra, L OBP: 0.410, SLG: 0.520 (1, 8)	0-0 4-3		0-0 SH1-4 HR	0-3 K		0-0 2B		0-0 L6		5	1	2	0	0	1	0	New York Mets @ Atlanta Braves Atlanta-Fulton County Stadium, Atlanta, GA Sun Jul 27 1986, 3:33 AM EDT Att: 33,338 - Unknown				
Wally Backman, S OBP: 0.381, SLG: 0.395 (1, 4)	0-0 BB		0-0 SH1-4	0-0 4-3		0-3 K		0-0 6-3		4	0	1	0	0	1	1					
Keith Hernandez, L OBP: 0.384, SLG: 0.414 (1, 3)	4-0 BB		4-0 HR	0-0 BB		0-0 F4		0-3 K		3	1	1	0	2	1	1					
Gary Carter, R OBP: 0.332, SLG: 0.432 (1, 2)	0-0 F7		0-0 HR	0-0 G5-6-3		4-0 IBB		0-0 6-3		4	1	1	3	1	0	3					
Darryl Strawberry, L OBP: 0.389, SLG: 0.547 (1, 9)	4-0 BB		0-0 HR			0-0 E9 CS		4-0 BB		3	1	2	1	2	0	2					
Kevin Mitchell, R OBP: 0.388, SLG: 0.551 (1, 7)	0-0 F4		0-0 HR			4-0 BB		0-0 E6		4	1	1	1	1	1	4					
Ray Knight, R OBP: 0.341, SLG: 0.428 (1, 5)			0-0 L7	0-0 5-3		0-0 L8		0-0 F7		5	0	0	0	0	0	3					
Rafael Santana, R OBP: 0.253, SLG: 0.293 (1, 6)			0-0 6-3			0-0 1B		0-0 6-3		4	0	2	0	0	0	0					
Rick Aquilera, R OBP: 0.233, SLG: 0.370 (1, 1)			0-3 K	0-3 K		0-0 1-3		0-0 F8		4	0	0	0	0	2	3					
Inning Stats	R: 0 E: 0 K: 0 S: 4	H: 1 LOB: 3 BB: 2 P: 12	R: 0 E: 0 K: 1 S: 5	H: 0 LOB: 0 BB: 0 P: 5	R: 5 E: 0 K: 1 S: 10	H: 5 LOB: 1 BB: 1 P: 14	R: 0 E: 0 K: 1 S: 6	H: 1 LOB: 1 BB: 0 P: 6	R: 0 E: 1 K: 0 S: 4	H: 2 LOB: 2 BB: 1 P: 8	R: 0 E: 0 K: 1 S: 5	H: 0 LOB: 0 BB: 0 P: 5	R: 0 E: 0 K: 0 S: 3	H: 0 LOB: 0 BB: 0 P: 3	R: 0 E: 1 K: 1 S: 6	H: 0 LOB: 2 BB: 1 P: 10	1B: 5 2B: 2 3B: 0 HR: 3	SF: 0 SAC: 1 DP: 0 HBP: 0	WP: 0 PB: 0 CS: 1	PA: 43	
PITCHER	IP	WLS	BF	H	R	ER	SO	BB	IBB	HBP	BLK	WP	HR	S	P	ERA	WHIP				
Rick Mahler, R ERA: 5.2	(1, 1)	5.0	L	27	9	5	5	3	4	0	0	0	0	3	29	45	9.00	2.600			
Ed Ollivier, L ERA: 3.24	(6, 1)	1.0		5	1	0	0	1	0	1	0	0	0	0	6	10	0.00	1.000			
Jeff Dedmon, R ERA: 3.03	(7, 1)	2.0		6	0	0	0	1	0	0	0	0	0	8	8	0.00	0.000				
Paul Assenmacher, L ERA: 2.96	(9, 1)	1.0		5	0	0	0	1	1	0	0	0	0	6	10	0.00	1.000				

Batter	1	2	3	4	5	6	7	8	9	AB	R	H	RBI	BB	SO	LOB	BOTTOM					
Omar Moreno, L OBP: 0.290, SLG: 0.378 (1, 9)	0-0 G3-6-3 1B			0-0 4-3		0-0 F9		0-0 2B		4	0	2	0	0	0	0	New York Mets @ Atlanta Braves Atlanta-Fulton County Stadium, Atlanta, GA Sun Jul 27 1986, 3:33 AM EDT Att: 33,338 - Unknown					
Ken Oberkfell, L OBP: 0.393, SLG: 0.400 (1, 5)	0-0 G3-6-3 1-2			0-0 1B		0-0 1B		0-0 4-3		4	0	2	0	0	0	2						
Dale Murphy, R OBP: 0.364, SLG: 0.450 (1, 8)	0-0 6-3			0-0 3		0-0 1B		0-0 5-3		4	0	1	0	0	0	1						
Bob Horner, R OBP: 0.335, SLG: 0.476 (1, 3)			0-0 3-1			0-0 2B SF8		0-0 6-3		4	1	1	0	0	0	2						
Ken Griffey, L OBP: 0.348, SLG: 0.486 (1, 7)			0-0 3-1			0-0 SF8		0-0 F8		4	0	1	0	0	0	0						
Andres Thomas, R OBP: 0.316, SLG: 0.487 (1, 6)			0-0 6-3			0-0 SF8		0-0 CS		2	0	1	1	0	0	0						
Ozzie Virgil, R OBP: 0.335, SLG: 0.376 (1, 2)				0-0 F7		0-3 K		0-0 5-3		3	0	0	0	0	1	2						
Glenn Hubbard, R OBP: 0.366, SLG: 0.339 (1, 4)				0-0 6-3		0-3 K		0-0 6-3		3	0	0	0	0	1	1						
Rick Mahler, R OBP: 0.215, SLG: 0.211 (6, 1)	(1, 1)			0-0 4-3		0-0 6-3		0-0 4-3		1	0	0	0	0	0	0						
Ed Ollivier, R OBP: 0.295, SLG: 0.374 (6, 1)	(6, 1)									0	0	0	0	0	0	0						
Bill Sample, R OBP: 0.295, SLG: 0.374 (7, 1)	(7, 1)									0	0	0	0	0	0	0						
Jeff Dedmon, R OBP: 0.412, SLG: 0.544 (8, 1)	(8, 1)									0	0	0	0	0	0	0						
Chris Chambliss, L OBP: 0.412, SLG: 0.544 (8, 1)	(8, 1)									0	0	0	0	0	0	0						
Paul Assenmacher, L ERA: 2.96 (9, 1)	(9, 1)									0	0	0	0	0	0	0						
Inning Stats	R: 0 E: 0 K: 0 S: 3	H: 1 LOB: 0 BB: 0 P: 3	R: 0 E: 0 K: 0 S: 3	H: 0 LOB: 0 BB: 0 P: 3	R: 0 E: 0 K: 0 S: 3	H: 0 LOB: 0 BB: 0 P: 3	R: 0 E: 0 K: 0 S: 3	H: 1 LOB: 0 BB: 0 P: 3	R: 1 E: 0 K: 2 S: 9	H: 2 LOB: 1 BB: 0 P: 9	R: 0 E: 0 K: 0 S: 5	H: 2 LOB: 2 BB: 0 P: 5	R: 0 E: 0 K: 0 S: 3	H: 1 LOB: 1 BB: 0 P: 3	R: 0 E: 0 K: 0 S: 4	H: 1 LOB: 0 BB: 0 P: 4	R: 0 E: 0 K: 0 S: 3	H: 0 LOB: 0 BB: 0 P: 3	1B: 6 2B: 3 3B: 0 HR: 0	SF: 1 SAC: 0 DP: 2 HBP: 0	WP: 0 PB: 0 CS: 1	PA: 32
PITCHER	IP	WLS	BF	H	R	ER	SO	BB	IBB	HBP	BLK	WP	HR	S	P	ERA	WHIP					
Rick Aquilera, R ERA: 4.44	(1, 1)	9.0	W	32	8	1	1	2	0	0	0	0	0	36	36	1.00	0.889					



Batter	1	2	3	4	5	6	7	8	9	AB	R	H	RBI	BB	SO	LOB	TOP			
Bob Dernier, R (1, 8) OBP: 0.249, SLG: 0.247										4	0	0	0	0	2	1	Chicago Cubs @ New York Mets Shea Stadium, Flushing, NY Mon Jul 28 1986, 7:05 PM EDT Att: 38,890 - Unknown			
23 Ryne Sandberg, R (1, 4) OBP: 0.325, SLG: 0.430										4	1	2	1	0	0	0				
Gary Matthews, R (1, 7) OBP: 0.367, SLG: 0.455										2	0	0	0	2	0	0				
Keith Moreland, R (1, 9) OBP: 0.349, SLG: 0.398										3	0	0	0	1	2	4				
Jody Davis, R (1, 2) OBP: 0.292, SLG: 0.423										4	0	0	0	0	0	5				
Leon Durham, L (1, 3) OBP: 0.339, SLG: 0.408										4	0	1	0	0	0	1				
Ron Cey, R (1, 5) OBP: 0.382, SLG: 0.524										4	1	2	1	0	1	2				
Shawon Dunston, R (1, 6) OBP: 0.307, SLG: 0.445										4	0	1	0	0	0	1				
Scott Sanderson, R (1, 1) OBP: 0.083, SLG: 0.086										2	0	0	0	0	2	1				
Manny Trillo, R (7, PH) OBP: 0.410, SLG: 0.426										1	0	0	0	0	1	1				
Ray Fontenot, L (7, 1) OBP: 0.200, SLG: 0.200										0	0	0	0	0	0	0				
George Frazier, R (8, 1) OBP: 0.200, SLG: 0.200										0	0	0	0	0	0	0				
Inning Stats	R: 0 E: 0 K: 2 S: 8	H: 1 LOB: 2 BB: 1 P: 12	R: 0 E: 0 K: 1 S: 6	H: 1 LOB: 0 BB: 0 P: 6	R: 0 E: 0 K: 1 S: 5	H: 0 LOB: 0 BB: 0 P: 5	R: 0 E: 0 K: 1 S: 5	H: 0 LOB: 1 BB: 1 P: 9	R: 0 E: 0 K: 1 S: 5	H: 0 LOB: 0 BB: 0 P: 5	R: 1 E: 0 K: 0 S: 4	H: 1 LOB: 0 BB: 0 P: 4	R: 1 E: 1 K: 1 S: 7	H: 2 LOB: 1 BB: 0 P: 7	R: 0 E: 1 K: 1 S: 5	H: 0 LOB: 1 BB: 1 P: 9	1B: 4 2B: 0 3B: 0 HR: 2	SF: 0 SAC: 0 DP: 2 HBP: 0	WP: 0 PB: 0 SB: 0 CS: 0	PA: 35
PITCHER	IP: 7.0 WLS: W BF: 30 ERA: 2.28	H: 5 R: 2 ER: 2 SO: 7	BB: 3 IBB: 0 HBP: 0 BLK: 0	WP: 0 HR: 2 S: 41 P: 53	ERA: 2.57 WHIP: 1.143	IP: 2.0 WLS: S BF: 5 ERA: 2.25	H: 1 R: 0 ER: 0 SO: 1	BB: 0 IBB: 0 HBP: 0 BLK: 0	WP: 0 HR: 0 S: 7 P: 7	ERA: 0.00 WHIP: 0.500										

Batter	1	2	3	4	5	6	7	8	9	AB	R	H	RBI	BB	SO	LOB	BOTTOM								
Lenny Dykstra, L (1, 8) OBP: 0.406, SLG: 0.514										5	0	1	1	0	0	0	Chicago Cubs @ New York Mets Shea Stadium, Flushing, NY Mon Jul 28 1986, 7:05 PM EDT Att: 38,890 - Unknown								
Wally Backman, S (1, 4) OBP: 0.381, SLG: 0.395										5	1	2	0	0	0	2									
Keith Hernandez, L (1, 3) OBP: 0.388, SLG: 0.418										2	2	1	0	2	0	0									
Gary Carter, R (1, 2) OBP: 0.331, SLG: 0.428										3	1	0	0	0	0	3									
Darryl Strawberry, L (1, 9) OBP: 0.390, SLG: 0.556										4	1	2	2	0	1	3									
Kevin Mitchell, R (1, 7) OBP: 0.400, SLG: 0.575										3	3	3	2	1	0	0									
Howard Johnson, S (1, 5) OBP: 0.351, SLG: 0.492										4	0	1	3	0	1	2									
Rafael Santana, R (1, 6) OBP: 0.249, SLG: 0.199										4	1	0	0	0	0	2									
Bob Ojeda, L (1, 1) OBP: 0.085, SLG: 0.085										3	0	0	0	0	0	0									
Roger McDowell, R (8, 1) OBP: 0.400, SLG: 0.357										1	0	1	1	0	0	0									
Inning Stats	R: 4 E: 0 K: 1 S: 8	H: 3 LOB: 1 BB: 1 P: 13	R: 0 E: 0 K: 0 S: 3	H: 0 LOB: 0 BB: 0 P: 3	R: 0 E: 0 K: 1 S: 5	H: 1 LOB: 0 BB: 0 P: 5	R: 0 E: 0 K: 0 S: 4	H: 2 LOB: 0 BB: 0 P: 4	R: 0 E: 0 K: 0 S: 3	H: 0 LOB: 0 BB: 0 P: 3	R: 4 E: 1 K: 0 S: 8	H: 4 LOB: 2 BB: 1 P: 12	1B: 7 2B: 3 3B: 0 HR: 2	SF: 0 SAC: 0 DP: 1 HBP: 1	WP: 0 PB: 1 SB: 0 CS: 2	PA: 38									
PITCHER	IP: 6.0 WLS: L BF: 26 ERA: 3.98	H: 7 R: 5 ER: 5 SO: 2	BB: 2 IBB: 0 HBP: 0 BLK: 0	WP: 0 HR: 1 S: 27 P: 36	ERA: 7.50 WHIP: 1.500	IP: 1.2 WLS: L BF: 4 ERA: 3.5	H: 4 R: 4 ER: 2 SO: 0	BB: 1 IBB: 0 HBP: 0 BLK: 0	WP: 0 HR: 1 S: 10 P: 14	ERA: 10.80 WHIP: 3.000	IP: 0.1 WLS: L BF: 1 ERA: 5.36	H: 0 R: 0 ER: 0 SO: 0	BB: 0 IBB: 0 HBP: 0 BLK: 0	WP: 0 HR: 0 S: 1 P: 1	ERA: 0.00 WHIP: 0.000										

AB	32
R	2
H	6
RBI	2
BB	3
SO	8
LOB	16



AB	34
R	9
H	11
RBI	9
BB	3
SO	2
LOB	12



Batter	1	2	3	4	5	6	7	8	9	AB	R	H	RBI	BB	SO	LOB	TOP					
Jerry Mumphrey, S (1, 8)										4	0	2	0	0	1	1						
23 Ryne Sandberg, R (1, 4)										4	0	1	0	0	1	2						
Thad Bosley, L (1, 7)										4	0	0	0	0	2	2						
Leon Durham, L (1, 3)										3	0	0	0	0	1	0						
Keith Moreland, R (1, 9)										3	0	0	0	0	1	0						
Jody Davis, R (1, 2)										3	0	0	0	0	2	0						
Ron Cey, R (1, 5)										3	0	1	0	0	0	0						
Shawon Dunston, R (1, 6)										3	0	1	0	0	0	1						
Steve Trout, L (1, 1)										0	0	0	0	0	0	0						
Terry Francona, L (6, PH)										1	0	1	0	0	0	0						
George Frazier, R (6, 1)										0	0	0	0	0	0	0						
Manny Trillo, R (8, PH)										1	0	0	0	0	0	1						
Dave Gumpert, R (8, 1)										0	0	0	0	0	0	0						
Inning Stats	R: 0 E: 0 K: 1 S: 5	H: 2 LOB: 1 BB: 0 P: 5	R: 0 E: 0 K: 2 S: 7	H: 0 LOB: 0 BB: 0 P: 7	R: 0 E: 0 K: 0 S: 4	H: 1 LOB: 1 BB: 0 P: 4	R: 0 E: 0 K: 0 S: 3	H: 0 LOB: 0 BB: 0 P: 3	R: 0 E: 0 K: 1 S: 5	H: 0 LOB: 0 BB: 0 P: 5	R: 0 E: 0 K: 0 S: 4	H: 2 LOB: 1 BB: 0 P: 4	R: 0 E: 0 K: 0 S: 3	H: 0 LOB: 0 BB: 0 P: 3	R: 0 E: 0 K: 1 S: 6	H: 1 LOB: 1 BB: 0 P: 6	R: 0 E: 0 K: 3 S: 9	H: 0 LOB: 0 BB: 0 P: 9	1B: 4 2B: 3 3B: 1 HR: 0	SF: 0 SAC: 1 DP: 2 HBP: 0	WP: 0 PB: 0 SB: 0 CS: 1	PA: 30
PITCHER Ron Darling, R (1, 1) ERA: 2.62	IP: 9.0 WLS: W BF: 30 H: 6 R: 0 ER: 0 SO: 8 BB: 0 IBB: 0 HBP: 0 BLK: 0 WP: 0 HR: 0 S: 46 P: 46 ERA: 0.00 WHIP: 0.667															PITCHER						

Chicago Cubs @ New York Mets
Shea Stadium, Flushing, NY
Tue Jul 29 1986, 3:33 AM EDT
Unknown

AB 29
R 0
H 6
RBI 0
BB 0
SO 8
LOB 7



Batter	1	2	3	4	5	6	7	8	9	AB	R	H	RBI	BB	SO	LOB	BOTTOM			
Lenny Dykstra, L (1, 8)										4	1	1	2	0	1	2				
Tim Lincecum, R (1, 4)										3	0	1	1	1	1	0				
Wally Backman, S (9, 4)										0	0	0	0	0	0	0				
Keith Hernandez, L (1, 3)										4	0	1	0	0	0	4				
Gary Carter, R (1, 2)										2	0	0	0	2	2	0				
Darryl Strawberry, L (1, 9)										3	0	0	0	1	1	2				
Kevin Mitchell, R (1, 7)										4	0	0	0	0	0	3				
Ray Knight, R (1, 5)										3	1	2	0	1	1	0				
Rafael Santana, R (1, 6)										2	1	0	0	2	0	1				
Ron Darling, R (1, 1)										2	0	0	0	0	1	1				
Inning Stats	R: 0 E: 0 K: 0 S: 4	H: 1 LOB: 3 BB: 2 P: 12	R: 0 E: 0 K: 1 S: 6	H: 1 LOB: 3 BB: 2 P: 14	R: 0 E: 0 K: 1 S: 5	H: 0 LOB: 0 BB: 0 P: 5	R: 3 E: 0 K: 0 S: 6	H: 3 LOB: 2 BB: 2 P: 14	R: 0 E: 0 K: 1 S: 5	H: 0 LOB: 0 BB: 0 P: 5	R: 0 E: 0 K: 2 S: 7	H: 0 LOB: 0 BB: 0 P: 7	R: 0 E: 0 K: 2 S: 7	H: 0 LOB: 0 BB: 0 P: 7	R: 0 E: 0 K: 0 S: 3	H: 0 LOB: 1 BB: 1 P: 7	1B: 4 2B: 1 3B: 0 HR: 0	SF: 0 SAC: 2 DP: 0 HBP: 0	WP: 1 PB: 0 SB: 1 CS: 0	PA: 36
PITCHER Steve Trout, L (1, 1) ERA: 4.75	IP: 5.0 WLS: L BF: 26 H: 5 R: 3 ER: 3 SO: 3 BB: 5 IBB: 1 HBP: 0 BLK: 0 WP: 1 HR: 0 S: 26 P: 50 ERA: 5.40 WHIP: 2.000															PITCHER				
George Frazier, R (6, 1) ERA: 5.11	IP: 2.0 WLS: L BF: 6 H: 0 R: 0 ER: 0 SO: 4 BB: 0 IBB: 0 HBP: 0 BLK: 0 WP: 0 HR: 0 S: 14 P: 14 ERA: 0.00 WHIP: 0.000															PITCHER				
Dave Gumpert, R (8, 1) ERA: 2.52	IP: 1.0 WLS: L BF: 4 H: 0 R: 0 ER: 0 SO: 0 BB: 1 IBB: 0 HBP: 0 BLK: 0 WP: 0 HR: 0 S: 3 P: 7 ERA: 0.00 WHIP: 1.000															PITCHER				

Chicago Cubs @ New York Mets
Shea Stadium, Flushing, NY
Tue Jul 29 1986, 3:33 AM EDT
Unknown

AB 27
R 3
H 5
RBI 3
BB 7
SO 7
LOB 13



Batter	1	2	3	4	5	6	7	8	9	AB	R	H	RBI	BB	SO	LOB	TOP										
Bob Dernier, R OBP: 0.254, SLG: 0.253 (1, 8)	0-0 4-3		0-0 BLK 1B		0-3 K		0-0 E5 1B			4	0	2	0	0	1	0											
Manny Trillo, R OBP: 0.379, SLG: 0.390 (1, 4)	0-0 F6		0-0 F8 1-2 3-H 0-0		0-0 F8		0-3 K			4	0	0	0	0	1	2											
Gary Matthews, R OBP: 0.365, SLG: 0.452 Jody Davis, R OBP: 0.289, SLG: 0.419 (1, 7) (8, 2)	0-0 1B		0-0 6-3		0-0 K			0-0 F8		4	0	1	0	0	1	1											
Keith Moreland, R OBP: 0.348, SLG: 0.396 (1, 2) (8, 9)	0-0 F8			0-0 WP 1B		0-0 1B 1B		0-0 6-3		4	0	2	0	0	0	1											
Jerry Mumphy, S OBP: 0.372, SLG: 0.382 (8, 7) Lee Smith, R (8, 1)		0-0 4-3		0-0 F8		0-0 1B		0-0 6-3		4	0	1	0	0	0	1											
Terry Francona, L OBP: 0.241, SLG: 0.227 (1, 3)	0-0 F6		0-0 F8		0-0 F9			0-3 K		4	0	0	0	0	1	3											
Shawon Dunston, R OBP: 0.304, SLG: 0.444 (1, 6)	0-0 F8		0-0 F1 1-2		0-0 6-3			0-0 5-3		4	0	0	0	0	0	1											
Chris Speier, R OBP: 0.345, SLG: 0.434 (1, 5)			0-0 1B BLK SH2-4 1B		0-0 6-3		0-0 E5 SH3-4 E			4	2	2	0	0	0	0											
Jamie Moyer, L Dave Martinez, L OBP: 0.174, SLG: 0.165 (1, 1) (8, 7)			0-0 SH2-4 1-2		0-0 5-3		0-0 SH3-4 1-2		0-0 G3	1	0	0	0	0	0	0											
Inning Stats	R: 0 E: 0 K: 0 S: 4	H: 1 LOB: 1 BB: 0 P: 4	R: 0 E: 0 K: 0 S: 3	H: 0 LOB: 0 BB: 0 P: 3	R: 1 E: 0 K: 0 S: 5	H: 2 LOB: 1 BB: 0 P: 5	R: 0 E: 0 K: 0 S: 4	H: 1 LOB: 1 BB: 0 P: 4	R: 0 E: 0 K: 1 S: 7	H: 2 LOB: 2 BB: 0 P: 7	R: 1 E: 2 K: 1 S: 7	H: 1 LOB: 1 BB: 0 P: 7	R: 0 E: 0 K: 0 S: 3	H: 0 LOB: 0 BB: 0 P: 3	R: 0 E: 0 K: 1 S: 6	H: 1 LOB: 1 BB: 0 P: 6	1B: 8 2B: 0 3B: 0 HR: 0	SF: 0 SAC: 2 DP: 0 HBP: 0	WP: 1 PB: 0 SB: 0 CS: 0	PA: 36							
PITCHER	IP	WLS	BF	H	R	ER	SO	BB	IBB	HBP	BLK	WP	HR	S	P	ERA	WHIP										
Rick Anderson, R ERA: 0.93 Doug Sisk, R ERA: 3.67 (1, 1) (7, 1)	6.0	L	24	6	1	1	2	0	0	0	1	1	0	28	28	1.50	1.000										

Chicago Cubs @ New York Mets
Shea Stadium, Flushing, NY
Tue Jul 29 1986, 7:05 PM EDT
Att: 45,731 - Unknown

AB	34
R	2
H	8
RBI	0
BB	0
SO	4
LOB	10



Batter	1	2	3	4	5	6	7	8	9	AB	R	H	RBI	BB	SO	LOB	BOTTOM										
Mookie Wilson, S OBP: 0.346, SLG: 0.451 (1, 8)	0-0 S 1B		0-0 1-2 1B		0-0 F7			0-0 F8		4	0	2	0	0	0	0											
Tim Lincecum, R OBP: 0.310, SLG: 0.359 (1, 4)	0-0 F9		0-0 F7		0-0 F4		0-0 F6			4	0	0	0	0	0	3											
Kevin Mitchell, R OBP: 0.389, SLG: 0.561 (1, 9)	0-0 F8 1-2		0-0 8-4 2-3F		0-0 1B 2B		0-0 6-3			4	1	1	0	0	0	3											
Gary Carter, R OBP: 0.332, SLG: 0.421 (1, 3)	4-0 BB			0-3 K		0-0 6-3		0-0 F8		3	0	0	0	1	1	1											
George Foster, R OBP: 0.296, SLG: 0.441 (1, 7)	0-3 K			4-0 E 1B BB		0-0 FC6 1B		0-0 F3		3	0	1	1	1	2												
Ray Knight, R OBP: 0.346, SLG: 0.429 Doug Sisk, R Lenny Dykstra, L OBP: 0.403, SLG: 0.508 (1, 5) (7, 1) (9, PH)		0-3 K		0-0 E9 G4-6-3 1B		0-0 FC6 1-2F		0-0 F8		3	0	1	0	0	1	1											
Ed Hearn, R OBP: 0.373, SLG: 0.547 (1, 2)	4-0 BB			0-0 G4-6-3 1-2F			0-0 4-3			2	0	0	0	1	0	2											
Rafael Santana, R OBP: 0.250, SLG: 0.194 (1, 6)	0-0 G4-6-3 1-2F				0-0 5-3		0-3 K			3	0	0	0	0	1	1											
Rick Anderson, R OBP: 0.250, SLG: 0.250 Howard Johnson, S OBP: 0.349, SLG: 0.489 (1, 1) (7, 5)			0-0 8-4 1B 1B		0-0 1-3 K		0-3 K			2	0	1	0	0	0	0											
Inning Stats	R: 0 E: 0 K: 1 S: 6	H: 1 LOB: 2 BB: 1 P: 10	R: 0 E: 0 K: 1 S: 4	H: 0 LOB: 0 BB: 1 P: 8	R: 0 E: 0 K: 0 S: 4	H: 2 LOB: 1 BB: 0 P: 4	R: 0 E: 1 K: 1 S: 5	H: 1 LOB: 1 BB: 1 P: 9	R: 0 E: 0 K: 0 S: 3	H: 0 LOB: 0 BB: 0 P: 3	R: 1 E: 0 K: 2 S: 7	H: 2 LOB: 1 BB: 0 P: 5	R: 0 E: 0 K: 0 S: 3	H: 0 LOB: 0 BB: 0 P: 3	R: 0 E: 0 K: 0 S: 3	H: 0 LOB: 0 BB: 0 P: 3	1B: 5 2B: 2 3B: 0 HR: 0	SF: 0 SAC: 0 DP: 3 HBP: 0	WP: 0 PB: 0 SB: 1 CS: 0	PA: 33							
PITCHER	IP	WLS	BF	H	R	ER	SO	BB	IBB	HBP	BLK	WP	HR	S	P	ERA	WHIP										
Jamie Moyer, L ERA: 5.06 Lee Smith, R ERA: 3.21 (1, 1) (8, 1)	7.2	S	29	6	0	0	5	3	0	0	0	0	0	4	4	0.00	0.000										

Chicago Cubs @ New York Mets
Shea Stadium, Flushing, NY
Tue Jul 29 1986, 7:05 PM EDT
Att: 45,731 - Unknown

AB	30
R	1
H	6
RBI	1
BB	3
SO	5
LOB	13



Batter	1	2	3	4	5	6	7	8	9	AB	R	H	RBI	BB	SO	LOB	TOP				
Bob Dernier, R OBP: 0.257, SLG: 0.258 (1, 8)	4-0 S 23 S 2B BB	0-0 2B		0-0 E6 23 S			0-0 2-3		0-0 E6 23 FC4	4	1	1	0	1	0	0					
23 Ryne Sandberg, R OBP: 0.321, SLG: 0.423 (1, 4)	0-3 K	0-3 K		0-0 F7			0-0 5-3		0-0 FC4 BB	5	0	0	0	0	0	2	4				
Gary Matthews, R OBP: 0.371, SLG: 0.468 Dave Martinez, L OBP: 0.174, SLG: 0.185 Jerry Mumphrey, S OBP: 0.374, SLG: 0.382 (9, 7)	4-0 BB 2B BB						0-0 6-3		4-0 BB 1-2 BB	3	2	2	1	1	0	0					
Keith Moreland, R OBP: 0.351, SLG: 0.397 (1, 9)	4-0 BB 2B BB						0-0 L7		0-0 BB 1B F7	4	1	2	0	1	0	3					
Jody Davis, R OBP: 0.286, SLG: 0.414 (1, 2)	0-3 K						0-0 F8		0-0 F9	4	0	0	0	0	2	6					
Ron Cey, R OBP: 0.383, SLG: 0.523 Leon Durham, L OBP: 0.336, SLG: 0.405 (8, 3)	0-0 K						0-3 K		4-0 BB 1-2 BB	3	0	1	3	1	2	2					
Manny Trillo, R OBP: 0.357, SLG: 0.365 Lee Smith, R (8, 1)	0-3 K						0-3 K		0-0 F7	4	0	0	0	0	2	4					
Shawon Dunston, R OBP: 0.301, SLG: 0.440 (1, 6)							0-0 F9		0-3 K	4	0	0	0	0	3	2					
Dennis Eckersley, R OBP: 0.163, SLG: 0.333 Terry Francona, L OBP: 0.239, SLG: 0.224 Frank DiPino, L OBP: 0.200, SLG: 0.200 Chris Speier, R OBP: 0.341, SLG: 0.429 (8, 5)	0-3 K						0-3 K		0-0 4-3	2	0	0	0	0	2	0					
Inning Stats	R: 3 E: 0 K: 3 S: 10	H: 1 LOB: 1 BB: 3 P: 22	R: 0 E: 0 K: 3 S: 10	H: 1 LOB: 1 BB: 0 P: 10	R: 1 E: 0 K: 3 S: 11	H: 2 LOB: 1 BB: 0 P: 11	R: 0 E: 1 K: 1 S: 6	H: 0 LOB: 1 BB: 0 P: 6	R: 0 E: 0 K: 1 S: 5	H: 0 LOB: 0 BB: 0 P: 5	R: 0 E: 0 K: 0 S: 3	H: 0 LOB: 0 BB: 0 P: 3	R: 0 E: 0 K: 1 S: 6	H: 1 LOB: 2 BB: 1 P: 10	R: 0 E: 1 K: 1 S: 6	H: 0 LOB: 2 BB: 1 P: 10	1B: 3 2B: 2 3B: 0 HR: 1	SF: 0 SAC: 0 DP: 0 HBP: 0	WP: 0 PB: 0 SB: 3 CS: 0	PA: 40	
PITCHER	IP	WLS	BF	H	R	ER	SO	BB	IBB	HBP	BLK	WP	HR	S	P	ERA	WHIP				
Sid Fernandez, L ERA: 3.18 (1, 1)	5.0	L	24	5	4	4	11	3	0	0	0	0	1	43	55	7.20	1.600				
Doug Sisk, R ERA: 3.47 (6, 1)	2.0		6	0	0	0	1	0	0	0	0	0	0	8	8	0.00	0.000				
Randy Myers, L ERA: 2.08 (8, 1)	2.0		10	1	0	0	2	2	0	0	0	0	0	12	20	0.00	1.500				

Chicago Cubs @ New York Mets
Shea Stadium, Flushing, NY
Wed Jul 30 1986, 7:05 PM EDT
Att: 35,734 - Unknown

AB 35
R 4
H 6
RBI 4
BB 5
SO 14
LOB 21



Batter	1	2	3	4	5	6	7	8	9	AB	R	H	RBI	BB	SO	LOB	BOTTOM				
Lenny Dykstra, L OBP: 0.396, SLG: 0.498 (1, 8)	0-3 K						0-0 F7		0-3 K	5	0	0	0	0	2	1					
Wally Backman, S OBP: 0.378, SLG: 0.391 (1, 4)	0-3 K						0-0 G3		0-0 4-3	5	1	1	0	0	1	0					
Keith Hernandez, L OBP: 0.387, SLG: 0.414 (1, 3)	0-0 G3						0-0 4-3		4-0 BB 1B SF9 1B E BB	2	1	0	0	2	0	0					
Gary Carter, R OBP: 0.336, SLG: 0.428 (1, 2)							0-0 G3		0-0 1B 2B 2B	4	1	3	0	0	0	1					
Darryl Strawberry, L OBP: 0.384, SLG: 0.545 (1, 9)	0-3 K						0-0 4-3		0-0 K SF9	3	0	0	1	0	2	2					
Danny Heep, L OBP: 0.384, SLG: 0.390 Kevin Mitchell, R OBP: 0.386, SLG: 0.555 (7, 7)	0-0 2B 2-3 1B						0-0 G3		0-0 K 2-3 3-H	2	0	1	0	0	0	0					
Ray Knight, R OBP: 0.348, SLG: 0.431 (1, 5)	0-3 K						1-0 HBP		0-0 E6 1-2 2B	3	0	1	0	0	1	3					
Howard Johnson, S OBP: 0.346, SLG: 0.489 (1, 6)	0-0 K						0-0 F7		0-3 K 3-H	4	0	1	1	0	2	4					
Sid Fernandez, L ERA: 4.72 Moore Wilcott, S OBP: 0.245, SLG: 0.449 Doug Sisk, R OBP: 0.295, SLG: 0.439 George Foster, R OBP: 0.295, SLG: 0.439 Randy Myers, L OBP: 0.300, SLG: 0.397 (8, 1)	0-0 G3						0-0 4-3		0-0 K F6	1	0	0	0	0	2						
Inning Stats	R: 0 E: 0 K: 2 S: 7	H: 0 LOB: 0 BB: 0 P: 7	R: 1 E: 0 K: 2 S: 10	H: 3 LOB: 2 BB: 0 P: 10	R: 0 E: 0 K: 0 S: 3	H: 0 LOB: 1 BB: 1 P: 7	R: 0 E: 0 K: 0 S: 3	H: 0 LOB: 0 BB: 0 P: 3	R: 0 E: 0 K: 2 S: 8	H: 1 LOB: 1 BB: 0 P: 8	R: 0 E: 0 K: 2 S: 8	H: 1 LOB: 1 BB: 0 P: 8	R: 2 E: 1 K: 2 S: 10	H: 2 LOB: 2 BB: 1 P: 14	R: 0 E: 0 K: 1 S: 5	H: 0 LOB: 0 BB: 0 P: 5	1B: 4 2B: 3 3B: 0 HR: 0	SF: 1 SAC: 0 DP: 0 HBP: 1	WP: 1 PB: 0 SB: 0 CS: 0	PA: 38	
PITCHER	IP	WLS	BF	H	R	ER	SO	BB	IBB	HBP	BLK	WP	HR	S	P	ERA	WHIP				
Dennis Eckersley, R ERA: 4.72 (1, 1)	5.0	W	20	3	1	1	4	1	0	1	0	0	0	26	31	1.80	0.800				
Frank DiPino, L ERA: 4.13 (6, 1)	2.1		12	4	2	1	4	1	0	0	0	0	0	19	23	3.86	2.143				
Lee Smith, R ERA: 3.13 (8, 1)	1.2	S	6	0	0	0	3	0	0	0	0	0	0	12	12	0.00	0.000				

Chicago Cubs @ New York Mets
Shea Stadium, Flushing, NY
Wed Jul 30 1986, 7:05 PM EDT
Att: 35,734 - Unknown

AB 34
R 3
H 7
RBI 2
BB 2
SO 11
LOB 17



Batter	1	2	3	4	5	6	7	8	9	AB	R	H	RBI	BB	SO	LOB	TOP			
Tim Raines, S OBP: 0.409, SLG: 0.512 (1, 7)										2	1	0	0	2	0	1				
Mitch Webster, S OBP: 0.394, SLG: 0.415 (1, 8)										4	0	2	0	0	0	0				
Andre Dawson, R OBP: 0.326, SLG: 0.493 (1, 9)										3	0	1	1	0	1	0				
Hubie Brooks, R Wallace Johnson, S OBP: 0.364, SLG: 0.569 OBP: 0.143, SLG: 0.357 (9, PH)										2	0	1	0	1	1	1				
Tim Wallach, R OBP: 0.333, SLG: 0.451 (1, 5)										4	0	0	0	0	3	2				
Wayne Krenchicki, L OBP: 0.313, SLG: 0.343 (1, 3)										3	0	0	0	0	1	1				
Mike Fitzgerald, R Tom Nieto, R OBP: 0.364, SLG: 0.440 OBP: 0.310, SLG: 0.297 (5, 2)										2	0	1	0	0	1	0				
Tom Foley, L OBP: 0.371, SLG: 0.348 (1, 4)										3	0	0	0	0	1	1				
Floyd Youmans, R Tim Burke, R George Wright, S Dennis Martinez, R OBP: 0.269, SLG: 0.255 OBP: 0.263, SLG: 0.311 OBP: 0.125, SLG: 0.250 (8, 1)										2	0	0	0	0	1	1				
Inning Stats	R: 1 E: 0 K: 1 S: 5	H: 1 LOB: 0 BB: 1 P: 9	R: 0 E: 0 K: 3 S: 9	H: 0 LOB: 0 BB: 0 P: 9	R: 0 E: 0 K: 2 S: 7	H: 1 LOB: 1 BB: 1 P: 11	R: 0 E: 0 K: 1 S: 6	H: 1 LOB: 1 BB: 0 P: 6	R: 0 E: 0 K: 0 S: 4	H: 1 LOB: 1 BB: 0 P: 4	R: 0 E: 0 K: 0 S: 3	H: 0 LOB: 0 BB: 1 P: 7	R: 0 E: 0 K: 0 S: 3	H: 0 LOB: 0 BB: 0 P: 3	R: 0 E: 0 K: 2 S: 7	H: 0 LOB: 0 BB: 0 P: 7	1B: 4 2B: 1 3B: 0 HR: 0	SF: 1 SAC: 0 DP: 0 HBP: 0	WP: 0 PB: 0 CS: 2	PA: 33
PITCHER	IP WLS BF H R ER SO BB IBB HBP BLK WP HR S P ERA WHIP																			
Dwight Gooden, R ERA: 2.93	(1, 1)	5.0 W 19 4 1 1 7 2 0 0 0 0 0 0 31 39 1.80 1.200																		
Roger McDowell, R ERA: 2.16	(6, 1)	4.0 S 13 1 0 0 2 1 0 0 0 0 0 0 16 20 0.00 0.500																		

Montreal Expos @ New York Mets
Shea Stadium, Flushing, NY
Fri Aug 01 1986, 7:05 PM EDT
Att: 47,863 - Unknown

AB	28
R	1
H	5
RBI	1
BB	3
SO	9
LOB	7



Batter	1	2	3	4	5	6	7	8	9	AB	R	H	RBI	BB	SO	LOB	BOTTOM			
Lenny Dykstra, L OBP: 0.397, SLG: 0.496 (1, 8)										3	1	1	0	1	0	3				
Wally Backman, S OBP: 0.376, SLG: 0.386 (1, 4)										3	0	0	0	1	1	2				
Keith Hernandez, L OBP: 0.386, SLG: 0.412 (1, 3)										4	0	1	1	0	0	2				
Gary Carter, R OBP: 0.332, SLG: 0.423 (1, 2)										4	0	0	0	0	1	3				
Darryl Strawberry, L OBP: 0.386, SLG: 0.542 (1, 9)										2	1	0	0	2	1	1				
Kevin Mitchell, R OBP: 0.383, SLG: 0.559 (1, 7)										4	1	1	0	0	0	3				
Ray Knight, R OBP: 0.350, SLG: 0.434 (1, 5)										3	0	2	1	0	0	0				
Rafael Santana, R OBP: 0.251, SLG: 0.196 (1, 6)										3	0	1	1	0	0	1				
Dwight Gooden, R Roger McDowell, R OBP: 0.118, SLG: 0.122 OBP: 0.400, SLG: 0.357 (6, 1)										2	0	0	0	0	0	2				
Inning Stats	R: 1 E: 0 K: 2 S: 8	H: 1 LOB: 1 BB: 1 P: 12	R: 1 E: 0 K: 0 S: 4	H: 1 LOB: 0 BB: 0 P: 4	R: 0 E: 0 K: 0 S: 4	H: 1 LOB: 1 BB: 0 P: 4	R: 1 E: 0 K: 0 S: 5	H: 2 LOB: 2 BB: 1 P: 9	R: 0 E: 0 K: 0 S: 3	H: 0 LOB: 2 BB: 2 P: 11	R: 0 E: 0 K: 0 S: 4	H: 1 LOB: 1 BB: 0 P: 4	R: 0 E: 0 K: 1 S: 5	H: 0 LOB: 0 BB: 0 P: 5	R: 0 E: 0 K: 0 S: 3	H: 0 LOB: 0 BB: 0 P: 3	1B: 5 2B: 0 3B: 1 HR: 0	SF: 1 SAC: 1 DP: 0 HBP: 0	WP: 1 PB: 0 SB: 3 CS: 0	PA: 34
PITCHER	IP WLS BF H R ER SO BB IBB HBP BLK WP HR S P ERA WHIP																			
Floyd Youmans, R ERA: 3.84	(1, 1)	5.0 L 24 5 3 3 2 3 1 0 0 0 0 0 24 40 5.40 1.600																		
Tim Burke, R ERA: 2.58	(6, 1)	2.0 7 1 0 0 1 0 0 0 0 0 0 9 9 0.00 0.500																		
Dennis Martinez, R ERA: 7.17	(8, 1)	1.0 3 0 0 0 0 0 0 0 0 0 0 3 3 0.00 0.000																		

Montreal Expos @ New York Mets
Shea Stadium, Flushing, NY
Fri Aug 01 1986, 7:05 PM EDT
Att: 47,863 - Unknown


AB	28
R	3
H	6
RBI	3
BB	4
SO	3
LOB	17



Batter	1	2	3	4	5	6	7	8	9	AB	R	H	RBI	BB	SO	LOB	TOP					
Tom Foley, L (1, 6) OBP: 0.367, SLG: 0.354	0-3 K		0-0 F8			0-0 4-3		0-0 1-H 2B		4	0	1	1	0	1	1						
Mitch Webster, S (1, 8) OBP: 0.363, SLG: 0.412	0-0 F7			0-3 K		0-3 K		1-0 HBP		3	0	0	0	0	2	0						
Tim Raines, S (1, 7) OBP: 0.408, SLG: 0.508	0-0 4-3			4-0 BB			0-0 F7	0-3 K		3	0	0	0	1	1	2						
Andre Dawson, R (1, 9) OBP: 0.328, SLG: 0.491		0-3 K		0-0 F5			1-0 FC6-4 HBP		0-0 1B	3	0	1	0	0	1	1						
Tim Wallach, R (1, 5) OBP: 0.329, SLG: 0.446	0-0 6-3			0-3 K			0-0 FC6-4 FC3-6		0-0 F4	4	0	0	0	0	1	3						
Wayne Krenchicki, L (1, 3) OBP: 0.307, SLG: 0.336 Jim Wohlford, R (9, PH) OBP: 0.237, SLG: 0.255	0-0 F8				0-0 F7		0-0 FC3-6		0-0 L5	3	0	0	0	0	0	1						
Vance Law, R (1, 4) OBP: 0.288, SLG: 0.289			0-0 6-3		0-0 F7			0-0 2B 1B	0-0 F7	4	1	1	0	0	0	1						
Tom Nieto, R (1, 2) OBP: 0.311, SLG: 0.350			0-0 3B		0-0 1-3			0-0 F6		3	0	1	0	0	0	1						
Bob Sebra, R (1, 1) George Wright, S (6, PH) OBP: 0.262, SLG: 0.309 Andy McGaffigan, R (6, 1) OBP: 0.071, SLG: 0.071 Wallace Johnson, S (8, PH) OBP: 0.133, SLG: 0.333 Dave Tomlin, L (8, 1)	0-0 6-3					0-3 K		0-3 K		1	0	0	0	0	0	1						
Inning Stats	R: 0 E: 0 K: 1 S: 5	H: 0 LOB: 0 BB: 0 P: 5	R: 0 E: 0 K: 1 S: 5	H: 0 LOB: 0 BB: 0 P: 5	R: 0 E: 0 K: 0 S: 4	H: 1 LOB: 1 BB: 0 P: 4	R: 0 E: 0 K: 2 S: 7	H: 0 LOB: 1 BB: 1 P: 11	R: 0 E: 0 K: 0 S: 3	H: 0 LOB: 0 BB: 0 P: 3	R: 0 E: 0 K: 2 S: 7	H: 0 LOB: 0 BB: 0 P: 7	R: 0 E: 0 K: 0 S: 3	H: 0 LOB: 1 BB: 0 P: 4	R: 1 E: 0 K: 2 S: 9	H: 2 LOB: 2 BB: 0 P: 10	R: 0 E: 0 K: 0 S: 4	H: 1 LOB: 1 BB: 0 P: 4	1B: 2 2B: 1 3B: 1 HR: 0	SF: 0 SAC: 0 DP: 0 HBP: 2	WP: 0 PB: 0 SB: 0 CS: 0	PA: 34
PITCHER	IP WLS BF H R ER SO BB IBB HBP BLK WP HR S P ERA WHIP																					
Rick Aguilera, R (1, 1) ERA: 4.15	7.2 W 28 3 1 1 7 1 0 1 0 0 0 40 45 1.17 0.522																					
Jesse Orosco, L (8, 1) ERA: 2.83	1.1 S 6 1 0 0 1 0 0 1 0 0 0 7 8 0.00 0.750																					

Montreal Expos @ New York Mets
Shea Stadium, Flushing, NY
Sat Aug 02 1986, 7:05 PM EDT
Att: 43,069 - Unknown


AB 31
R 1
H 4
RBI 1
BB 1
SO 8
LOB 13



Batter	1	2	3	4	5	6	7	8	9	AB	R	H	RBI	BB	SO	LOB	BOTTOM			
Lenny Dykstra, L (1, 8) OBP: 0.399, SLG: 0.494	4-0 S 5-3 BB		0-0 G3 1B		0-0 FC1-6 CS		0-0 SH1-3 SF8			3	2	1	0	1	0	1				
Wally Backman, S (1, 4) OBP: 0.375, SLG: 0.383	0-0 5-3 1-2		0-0 F2		4-0 1B 3B BB		0-0 SH1-3 2-3			2	1	0	0	1	0	2				
Keith Hernandez, L (1, 3) OBP: 0.387, SLG: 0.412	4-0 5-3 BB		0-0 G3 1-2		0-0 1-3 3B 1B		0-0 SF8 3-H			2	1	1	1	1	0	1				
Gary Carter, R (1, 2) OBP: 0.332, SLG: 0.427	0-0 5-3 1-2 2H		0-0 F3		0-0 1-H 3-H 3B		0-0 5-3			4	0	1	3	0	0	2				
Darryl Strawberry, L (1, 9) OBP: 0.383, SLG: 0.536 Mookie Wilson, S (7, 7) OBP: 0.343, SLG: 0.447	0-3 K			0-0 F7	0-3 K			0-0 F7		3	0	0	0	0	2	2				
Kevin Mitchell, R (1, 7) OBP: 0.381, SLG: 0.553		0-0 6-3		0-3 K		0-0 FC6-4 1B		0-3 K		4	0	1	0	0	2	0				
Ray Knight, R (1, 5) OBP: 0.351, SLG: 0.438		0-0 F8		0-0 2B		0-0 FC6-4 5-3 1-2		0-0 1B		4	0	2	0	0	1					
Rafael Santana, R (1, 6) OBP: 0.251, SLG: 0.202		0-0 2B		0-0 F3		0-0 5-3 1-2		0-0 F3		4	0	1	0	0	3					
Rick Aguilera, R (1, 1) OBP: 0.242, SLG: 0.367 Jesse Orosco, R (8, 1)	0-0 F8				0-0 FC1-6 1B		0-0 6-3			3	0	1	0	0	0	2				
Inning Stats	R: 1 E: 0 K: 1 S: 5	H: 0 LOB: 1 BB: 2 P: 13	R: 0 E: 0 K: 0 S: 4	H: 1 LOB: 1 BB: 0 P: 4	R: 0 E: 0 K: 0 S: 4	H: 1 LOB: 1 BB: 0 P: 4	R: 0 E: 0 K: 1 S: 6	H: 1 LOB: 1 BB: 0 P: 6	R: 2 E: 0 K: 1 S: 7	H: 3 LOB: 1 BB: 1 P: 11	R: 0 E: 0 K: 0 S: 4	H: 1 LOB: 0 BB: 0 P: 4	R: 1 E: 1 K: 0 S: 4	H: 0 LOB: 0 BB: 0 P: 4	R: 0 E: 0 K: 1 S: 6	H: 1 LOB: 1 BB: 0 P: 6	1B: 5 2B: 2 3B: 1 HR: 0	SF: 1 SAC: 1 DP: 0 HBP: 0	WP: 0 PB: 0 SB: 2 CS: 1	PA: 35
PITCHER	IP WLS BF H R ER SO BB IBB HBP BLK WP HR S P ERA WHIP																			
Bob Sebra, R (1, 1) ERA: 5.68	5.0 L 23 6 3 3 3 3 0 0 0 0 0 0 26 38 5.40 1.800																			
Andy McGaffigan, R (6, 1) ERA: 3.46	2.0 8 1 1 0 0 0 0 0 0 0 0 8 8 0.00 0.500																			
Dave Tomlin, L (8, 1) ERA: 5.79	1.0 4 1 0 0 1 0 0 0 0 0 0 6 6 0.00 1.000																			

Montreal Expos @ New York Mets
Shea Stadium, Flushing, NY
Sat Aug 02 1986, 7:05 PM EDT
Att: 43,069 - Unknown

AB 30
R 4
H 8
RBI 4
BB 3
SO 4
LOB 14



Batter	1	2	3	4	5	6	7	8	9	10	AB	R	H	RBI	BB	SO	LOB	TOP	
Al Newman, S OBP: 0.311, SLG: 0.262 (1.4)	K			4-3			5-3		1B 1B		4	1	1	0	0	1	0	Montreal Expos @ New York Mets Shea Stadium, Flushing, NY Sun Aug 03 1986, 3:33 AM EDT Att: 47,167 - Unknown	
Luis Rivera, R OBP: 0.500, SLG: 0.500 (1.6)	3-1			5-3			1B 5-3		1B 1B		4	2	2	0	0	0	0		
Tim Raines, S OBP: 0.408, SLG: 0.507 (1.7)	6-3			CS BB			5-3		1B		3	0	1	1	1	0	1		
Andre Dawson, R OBP: 0.330, SLG: 0.491 (1.9)	K			CS		E6 CS	1B 2-H		1B 1-2 2-H		4	0	2	2	0	1	0		
Tim Wallach, R OBP: 0.224, SLG: 0.264 (9.1)	G3			6-3			K		G4-3		4	0	0	0	0	1	4		
Bob McClure, R (9.1)				1-2							0	0	0	0	0	0	0		
Tim Burke, R (10.1)											0	0	0	0	0	0	0		
Vance Law, R OBP: 0.264, SLG: 0.285 (9.5)	F4			K				F8		G3	4	0	0	0	0	1	0		
George Wright, S OBP: 0.261, SLG: 0.304 (1.8)				G1-6-3 BB			K	F9		4-3	3	0	0	0	1	1	0		
Dann Bilardello, R OBP: 0.224, SLG: 0.264 (8. PH)				G1-6-3			6-3	F9		K	2	0	0	0	0	0	1		
Mitch Webster, S OBP: 0.352, SLG: 0.410 (8.2)				1-2							1	0	0	0	0	0	0		
Tom Nieto, R OBP: 0.304, SLG: 0.341 (8.2)											1	0	0	0	0	1	0		
Bryn Smith, R OBP: 0.152, SLG: 0.143 (9. PH)				K					F8		2	0	0	0	0	2	0		
Jim Wohlford, R OBP: 0.253, SLG: 0.250 (9.3)											1	0	0	0	0	0	0		
Wallace Johnson, S OBP: 0.133, SLG: 0.333 (9.3)											0	0	0	0	0	0	0		
Inning Stats	R: 0 E: 0 K: 1 S: 5	H: 0 LOB: 0 BB: 0 P: 5	R: 0 E: 0 K: 1 S: 5	H: 0 LOB: 0 BB: 1 P: 8	R: 0 E: 0 K: 1 S: 4	H: 0 LOB: 0 BB: 1 P: 6	R: 0 E: 1 K: 1 S: 5	H: 0 LOB: 0 BB: 0 P: 5	R: 0 E: 0 K: 0 S: 7	H: 2 LOB: 1 BB: 0 P: 7	R: 0 E: 0 K: 0 S: 3	H: 0 LOB: 0 BB: 0 P: 3	R: 2 E: 0 K: 0 S: 6	H: 4 LOB: 1 BB: 0 P: 6	R: 0 E: 0 K: 1 S: 5	H: 0 LOB: 0 BB: 0 P: 5	1B: 6 2B: 0 3B: 0 HR: 0	SF: 0 SAC: 0 DP: 2 HBP: 0	WP: 0 PA: 36 PB: 0 SB: 0 CS: 2
PITCHER	IP 8.1	WLS 30	H 5	R 3	ER 3	SO 7	BB 2	IBB 0	HBP 0	BLK 0	WP 0	HR 0	S 42	P 50	ERA 3.24	WHIP 0.840			
Bob Ojeda, L ERA: 2.33 (1.1)																			
Roger McDowell, R ERA: 2.12 (9.1)	1.2	W	5	1	0	0	1	0	0	0	0	0	7	7	0.00	0.600			

AB	33
R	3
H	6
RBI	3
BB	2
SO	8
LOB	6



Batter	1	2	3	4	5	6	7	8	9	10	AB	R	H	RBI	BB	SO	LOB	BOTTOM	
Lenny Dykstra, L OBP: 0.392, SLG: 0.486 (1.8)	4-3		G3		F9		4-3		4-3		5	0	0	0	0	0	1	Montreal Expos @ New York Mets Shea Stadium, Flushing, NY Sun Aug 03 1986, 3:33 AM EDT Att: 47,167 - Unknown	
Wally Backman, S OBP: 0.380, SLG: 0.387 (1.4)	6-3		G4-6-3 1B			CS 1B		1-3		1B 1B	5	1	3	0	0	0	0		
Keith Hernandez, L OBP: 0.385, SLG: 0.408 (1.3)	F7		G4-6-3 1-2			F5		1B E BB		F9	4	1	0	0	1	0	3		
Kevin Mitchell, R OBP: 0.351, SLG: 0.547 (1.7)					6-3			F7		1B 1B	4	0	1	0	1	0	1		
Danny Heep, L OBP: 0.400, SLG: 0.405 (9.9)						1B BB				1B 1B	3	2	3	0	1	0	0		
Roger McDowell, R OBP: 0.400, SLG: 0.357 (9.1)						FC6-4 1B		FC4-6 1B		L4	0	0	0	0	0	0	0		
Howard Johnson, S OBP: 0.344, SLG: 0.485 (10. PH)						FC6-4 1B		E 1B			1	0	0	0	0	0	2		
Ray Knight, R OBP: 0.352, SLG: 0.440 (1.5)					L6		FC6-4 1-2	FC4-6 1-2		E7 2B	5	0	2	3	0	0	4		
Ed Hearn, R OBP: 0.381, SLG: 0.536 (1.2)						1B 1B		F9		6-3 1B	3	0	1	0	1	0	2		
Rafael Santana, R OBP: 0.251, SLG: 0.203 (1.6)								1-3		6-3	4	0	1	1	0	0	1		
Bob Ojeda, L OBP: 0.080, SLG: 0.080 (1.1)								1-3 2-H		1B	3	0	0	0	0	2	3		
Mookie Wilson, S OBP: 0.341, SLG: 0.444 (9.7)								4-3		K	1	0	0	0	0	1	0		
Inning Stats	R: 0 E: 0 K: 0 S: 3	H: 2 LOB: 2 BB: 1 P: 11	R: 1 E: 0 K: 1 S: 7	H: 1 LOB: 1 BB: 3	R: 0 E: 0 K: 0 S: 3	H: 1 LOB: 1 BB: 0 P: 4	R: 0 E: 0 K: 0 S: 4	H: 2 LOB: 2 BB: 1 P: 8	R: 0 E: 0 K: 0 S: 5	H: 0 LOB: 1 BB: 1 P: 9	R: 2 E: 1 K: 0 S: 5	H: 2 LOB: 1 BB: 1 P: 9	R: 0 E: 0 K: 1 S: 5	H: 0 LOB: 0 BB: 0 P: 5	R: 1 E: 0 K: 0 S: 5	H: 3 LOB: 2 BB: 0 P: 5	1B: 10 2B: 1 3B: 0 HR: 0	SF: 0 SAC: 0 DP: 1 HBP: 0	WP: 0 PA: 42 PB: 0 SB: 0 CS: 1
PITCHER	IP 8.0	WLS 8	H 8	R 3	ER 3	SO 2	BB 4	IBB 0	HBP 0	BLK 0	WP 0	HR 0	S 34	P 50	ERA 3.88	WHIP 1.500			
Bryn Smith, R ERA: 3.89 (1.1)																			
Bob McClure, L ERA: 4.09 (9.1)	1.1	L	5	1	1	1	0	0	0	0	0	0	7	7	6.75	0.750			
Tim Burke, R ERA: 2.57 (10.1)	0.1		3	2	0	0	0	0	0	0	0	0	3	3	0.00	6.000			



Batter	1	2	3	4	5	6	7	8	9	AB	R	H	RBI	BB	SO	LOB	TOP			
Lenny Dykstra, L (1, 8) OBP: 0.387, SLG: 0.479	0-0 4-3		0-0 4-3			0-0 E3		0-3 K		4	0	0	0	0	1	0	New York Mets @ Chicago Cubs Wrigley Field, Chicago, IL Mon Aug 04 1986, 3:33 AM CDT Att: 29,016 - Unknown			
Wally Backman, S (1, 4) OBP: 0.374, SLG: 0.381	0-3 K		0-0 4-3			0-0 F7		0-0 6-3		4	0	0	0	0	1	1				
Keith Hernandez, L (1, 3) OBP: 0.381, SLG: 0.403	0-3 K		0-3 K			0-0 1-3		0-0 F8		4	0	0	0	0	2	1				
Gary Carter, R (1, 2) OBP: 0.328, SLG: 0.422		0-0 4-3		0-0 F8		0-0 F8			0-0 F9	4	0	0	0	0	0	1				
Danny Heep, L (1, 9) OBP: 0.390, SLG: 0.392		0-0 G3		0-0 L3			0-0 4-3		0-0 5-3	4	0	0	0	0	0	0				
Kevin Mitchell, R (1, 7) OBP: 0.383, SLG: 0.551		0-0 1B		0-3 K			0-0 F8		0-0 1B	4	1	2	0	0	1	0				
Howard Johnson, S (1, 5) OBP: 0.348, SLG: 0.489		4-0 1B		0-0 F5			0-0 2B		0-3 K	3	1	1	0	1	1	1				
Rafael Santana, R (1, 6) OBP: 0.253, SLG: 0.205		0-0 1B		0-0 F7			0-0 2B			2	0	1	1	0	0	0				
Mookie Wilson, S (7, PH) OBP: 0.344, SLG: 0.452		1-3 2H		0-0 F7			0-0 2B			1	0	1	1	0	0	0				
Ron Darling, R (1, 1) OBP: 0.102, SLG: 0.070		0-0 L3		0-3 K			0-3 K			2	0	0	0	0	1	2				
George Foster, R (7, PH) OBP: 0.284, SLG: 0.437										1	0	0	0	0	1	1				
Randy Myers, L (7, 1) Doug Sisk, R (7, 1)										0	0	0	0	0	0	0				
Inning Stats	R: 0 E: 0 K: 2 S: 7	H: 0 LOB: 0 BB: 0 P: 7	R: 1 E: 0 K: 0 S: 5	H: 2 LOB: 2 BB: 1 P: 9	R: 0 E: 0 K: 1 S: 5	H: 0 LOB: 0 BB: 0 P: 5	R: 0 E: 0 K: 1 S: 5	H: 0 LOB: 0 BB: 0 P: 5	R: 0 E: 1 K: 0 S: 4	H: 0 LOB: 1 BB: 0 P: 4	R: 1 E: 0 K: 1 S: 7	H: 2 LOB: 1 BB: 0 P: 7	R: 0 E: 0 K: 1 S: 5	H: 0 LOB: 0 BB: 0 P: 5	R: 0 E: 0 K: 1 S: 6	H: 1 LOB: 1 BB: 0 P: 6	1B: 2 2B: 3 3B: 0 HR: 0	SF: 0 SAC: 0 DP: 0 HBP: 0	WP: 0 PB: 0 SB: 0 CS: 0	PA: 34
PITCHER	IP WLS BF H R ER SO BB IBB HBP BLK WP HR S P ERA WHIP																			
Dennis Eckersley, R (1, 1) ERA: 4.61	7.0 W 27 4 2 2 6 0 1 0 1 0 0 38 42 2.57 0.571																			
Lee Smith, R (8, 1) ERA: 3.03	2.0 S 7 1 0 0 2 0 0 0 0 0 0 0 11 11 0.00 0.500																			

AB	33
R	2
H	5
RBI	2
BB	1
SO	8
LOB	7



Batter	1	2	3	4	5	6	7	8	9	AB	R	H	RBI	BB	SO	LOB	BOTTOM			
Bob Dernier, R (1, 8) OBP: 0.253, SLG: 0.254	0-0 5-3		0-3 K		0-0 B2	0-3 K		0-3 K		5	0	0	0	0	3	4	New York Mets @ Chicago Cubs Wrigley Field, Chicago, IL Mon Aug 04 1986, 3:33 AM CDT Att: 29,016 - Unknown			
23 Ryne Sandberg, R (1, 4) OBP: 0.322, SLG: 0.420	0-0 F8		0-3 K		0-0 6-3	0-0 2B		0-0 E5		4	1	1	0	0	1	0				
Jerry Mumphrey, S (1, 7) OBP: 0.366, SLG: 0.373	0-0 4-3		0-3 K		0-0 6-3		0-0 1-3		0-0 1-2	4	0	0	1	0	1	2				
Keith Moreland, R (1, 9) OBP: 0.345, SLG: 0.390		0-3 K		0-0 1B		0-0 2B		4-0 BB		2	0	1	0	0	1	0				
Terry Francona, L (5, 9) Lee Smith, R (8, 1)		0-0 K		0-0 1B		0-0 2B		0-0 BB		1	0	1	1	1	0	0				
Leon Durham, L (1, 3) OBP: 0.332, SLG: 0.394		0-0 BB		0-0 F8		0-3 K		0-3 K		4	1	1	0	0	2	4				
Jody Davis, R (1, 2) OBP: 0.289, SLG: 0.418		4-0 1B		0-0 1B		0-0 5-3		0-0 F9		3	0	1	0	1	0	2				
Ron Cey, R (1, 5) Chris Speier, R (8, PR)		0-0 BB		0-0 1B		0-0 1B		0-0 HR		3	1	3	2	1	0	0				
Shawon Dunston, R (1, 6) OBP: 0.300, SLG: 0.439		0-0 1B		0-0 1B		0-0 1B		4-0 HBP		0	0	0	0	0	0	0				
Dennis Eckersley, R (1, 1) Thad Bosley, L (8, 7)		0-0 1B		0-3 K		4-0 BB		0-0 G4-6-3		3	0	1	0	0	0	4				
Inning Stats	R: 0 E: 0 K: 0 S: 3	H: 0 LOB: 0 BB: 0 P: 3	R: 1 E: 0 K: 2 S: 9	H: 2 LOB: 2 BB: 1 P: 13	R: 0 E: 0 K: 3 S: 9	H: 0 LOB: 0 BB: 0 P: 9	R: 0 E: 0 K: 0 S: 5	H: 3 LOB: 2 BB: 0 P: 5	R: 2 E: 0 K: 1 S: 7	H: 2 LOB: 1 BB: 1 P: 11	R: 1 E: 0 K: 1 S: 7	H: 2 LOB: 1 BB: 0 P: 7	R: 0 E: 1 K: 1 S: 6	H: 0 LOB: 2 BB: 1 P: 10	R: 0 E: 0 K: 1 S: 4	H: 0 LOB: 2 BB: 1 P: 9	1B: 6 2B: 2 3B: 0 HR: 1	SF: 0 SAC: 1 DP: 1 HBP: 1	WP: 0 PB: 0 SB: 0 CS: 0	PA: 37
PITCHER	IP WLS BF H R ER SO BB IBB HBP BLK WP HR S P ERA WHIP																			
Ron Darling, R (1, 1) ERA: 2.75	6.0 L 28 9 4 4 7 2 0 0 0 0 0 0 40 48 6.00 1.833																			
Randy Myers, L (7, 1) ERA: 1.5	0.2 4 0 0 0 1 1 0 0 0 0 0 0 5 9 0.00 1.500																			
Doug Sisk, R (7, 1) ERA: 3.35	1.1 5 0 0 0 1 1 0 1 0 0 0 0 5 10 0.00 0.750																			

AB	31
R	4
H	9
RBI	4
BB	4
SO	9
LOB	20



Batter	1	2	3	4	5	6	7	8	9	10	11	12	AB	R	H	RBI	BB	SO	LOB	TOP								
Lenny Dykstra, L OBP: 0.393, SLG: 0.483 (1, 8)													6	1	4	2	0	0	1									
Wally Backman, S OBP: 0.370, SLG: 0.378 (1, 4)													4	0	0	1	0	1	3									
Keith Hernandez, L OBP: 0.389, SLG: 0.425 (1, 3)													3	2	2	1	3	0	1									
Gary Carter, R OBP: 0.330, SLG: 0.424 (1, 2)													5	1	2	0	1	1	1									
Danny Heep, L OBP: 0.386, SLG: 0.388 (8, PH)													3	0	0	0	0	1	0									
Mookie Wilson, S OBP: 0.345, SLG: 0.454 (8, 7)													3	0	1	3	0	0	4									
Kevin Mitchell, R OBP: 0.371, SLG: 0.528 (8, 9)													6	0	0	0	0	3	5									
Howard Johnson, S OBP: 0.354, SLG: 0.486 (9, 6)													5	1	2	0	1	1	0									
Rafael Santana, R OBP: 0.258, SLG: 0.212 (9, 5)													4	1	2	0	0	0	1									
Ray Knight, R OBP: 0.352, SLG: 0.437 (9, 5)													2	0	1	0	0	0	2									
Dwight Gooden, R OBP: 0.127, SLG: 0.132 (10, 1)													4	1	1	0	0	0	2									
Jesse Orosco, R OBP: 0.289, SLG: 0.429 (11, PH)													0	0	0	0	0	0	0									
George Foster, R OBP: 0.400, SLG: 0.357 (11, 1)													0	0	0	0	0	0	1									
Roger McDowell, R OBP: 0.400, SLG: 0.357 (11, 1)													0	0	0	0	0	0	0									
Inning Stats	R: 1 E: 0 K: 0 S: 4	H: 2 LOB: 0 BB: 0 P: 4	R: 0 E: 1 K: 1 S: 6	H: 0 LOB: 1 BB: 0 P: 6	R: 0 E: 0 K: 0 S: 3	H: 0 LOB: 0 BB: 0 P: 3	R: 0 E: 0 K: 0 S: 3	H: 1 LOB: 0 BB: 0 P: 3	R: 3 E: 0 K: 1 S: 9	H: 4 LOB: 1 BB: 0 P: 9	R: 0 E: 0 K: 1 S: 5	H: 0 LOB: 0 BB: 0 P: 5	R: 0 E: 0 K: 0 S: 3	H: 0 LOB: 0 BB: 0 P: 3	R: 1 E: 0 K: 1 S: 7	H: 2 LOB: 2 BB: 1 P: 11	R: 0 E: 0 K: 0 S: 4	H: 2 LOB: 1 BB: 0 P: 4	R: 0 E: 0 K: 1 S: 5	H: 0 LOB: 2 BB: 2 P: 13	R: 0 E: 0 K: 2 S: 9	H: 2 LOB: 2 BB: 0 P: 9	R: 2 E: 1 K: 1 S: 6	H: 2 LOB: 1 BB: 2 P: 14	1B: 14 2B: 1 3B: 0 HR: 1	SF: 1 SAC: 1 DP: 4 HBP: 0	WP: 0 PB: 0 SB: 2 CS: 0	PA: 53
PITCHER	IP WLS BF H R ER SO BB IBB HBP BLK WP HR S P ERA WHIP	Ed Lynch, R ERA: 3.54	Ray Fontenot, L ERA: 3.94	Dave Gumpert, R ERA: 2.12	Frank DiPino, L ERA: 4.61	George Frazier, R ERA: 5.55	Lee Smith, R ERA: 2.9	IP WLS BF H R ER SO BB IBB HBP BLK WP HR S P ERA WHIP	(12, 1) 1.0 1.0 4 1 0 0 1 0 1 0 0 0 0 0 5 9 0.00 1.000																			

New York Mets @ Chicago Cubs
Wrigley Field, Chicago, IL
Wed Aug 06 1986, 3:33 AM CDT
Unknown

AB 46
R 7
H 15
RBI 7
BB 5
SO 8
LOB 21



Batter	1	2	3	4	5	6	7	8	9	10	11	12	AB	R	H	RBI	BB	SO	LOB	BOTTOM				
Bob Dernier, R OBP: 0.250, SLG: 0.246 (8, PH)													2	1	0	0	1	0	0					
Jerry Mumphrey, S OBP: 0.372, SLG: 0.392 (9, 8)													3	0	2	1	0	0	0					
23 Ryne Sandberg, R OBP: 0.323, SLG: 0.422 (1, 4)													5	1	2	2	1	0	3					
Gary Matthews, R OBP: 0.300, SLG: 0.402 (8, 1)													4	0	0	0	0	0	1					
Frank DiPino, L OBP: 0.200, SLG: 0.200 (8, 1)													0	0	0	0	0	0	0					
Chris Speier, S OBP: 0.311, SLG: 0.418 (10, PH)													0	0	0	0	0	0	0					
George Frazier, R OBP: 0.311, SLG: 0.418 (11, 1)													0	0	0	0	0	0	0					
Lee Smith, R OBP: 0.311, SLG: 0.418 (12, 1)													1	0	0	0	0	0	0					
Manny Trillo, R OBP: 0.311, SLG: 0.418 (12, PH)													0	0	0	0	0	0	0					
Keith Moreland, R OBP: 0.340, SLG: 0.384 (1, 9)														5	1	1	0	0	1	2				
Leon Durham, L OBP: 0.332, SLG: 0.393 (1, 3)													3	0	1	0	0	2	0					
Dave Gumpert, R OBP: 0.375, SLG: 0.341 (8, 1)													0	0	0	0	0	0	0					
Thad Bosley, L OBP: 0.375, SLG: 0.341 (9, 7)													2	1	1	0	0	1	0					
Jody Davis, R OBP: 0.283, SLG: 0.432 (1, 2)													3	1	1	3	1	1	0					
Ron Cey, R OBP: 0.394, SLG: 0.543 (1, 5)													5	0	0	0	0	2	2					
Shawon Dunston, R OBP: 0.297, SLG: 0.433 (1, 6)													5	0	0	0	0	1	0					
Ed Lynch, R OBP: 0.200, SLG: 0.200 (8, 1)													2	0	0	0	0	2	0					
Ray Fontenot, L OBP: 0.273, SLG: 0.277 (8, 3)													3	1	2	0	0	1	0					
Inning Stats	R: 0 E: 0 K: 0 S: 3	H: 0 LOB: 0 BB: 0 P: 3	R: 0 E: 0 K: 1 S: 5	H: 0 LOB: 1 BB: 1 P: 9	R: 2 E: 0 K: 2 S: 8	H: 1 LOB: 0 BB: 1 P: 12	R: 1 E: 0 K: 1 S: 6	H: 2 LOB: 0 BB: 0 P: 6	R: 0 E: 0 K: 1 S: 5	H: 0 LOB: 0 BB: 0 P: 5	R: 0 E: 0 K: 1 S: 5	H: 2 LOB: 2 BB: 0 P: 5	R: 2 E: 0 K: 1 S: 7	H: 2 LOB: 0 BB: 0 P: 7	R: 0 E: 0 K: 1 S: 6	H: 1 LOB: 2 BB: 1 P: 10	R: 0 E: 0 K: 2 S: 7	H: 0 LOB: 0 BB: 0 P: 7	R: 1 E: 0 K: 0 S: 5	H: 2 LOB: 1 BB: 0 P: 6	1B: 7 2B: 1 3B: 0 HR: 2	SF: 1 SAC: 0 DP: 1 HBP: 0	WP: 0 PB: 0 SB: 1 CS: 0	PA: 48
PITCHER	IP WLS BF H R ER SO BB IBB HBP BLK WP HR S P ERA WHIP	Dwight Gooden, R ERA: 3.05	Jesse Orosco, L ERA: 2.77	Roger McDowell, R ERA: 2.44	IP WLS BF H R ER SO BB IBB HBP BLK WP HR S P ERA WHIP	(12, 1) 2.0 W 8 2 1 1 2 0 0 0 0 0 0 12 10 4.50 1.000																		

New York Mets @ Chicago Cubs
Wrigley Field, Chicago, IL
Wed Aug 06 1986, 3:33 AM CDT
Unknown

AB 43
R 6
H 10
RBI 6
BB 4
SO 12
LOB 11



Batter	1	2	3	4	5	6	7	8	9	AB	R	H	RBI	BB	SO	LOB	TOP					
Lenny Dykstra, L (1, 8) OBP: 0.398, SLG: 0.488	L6			1B	2B		CS	1B	FC5	5	1	3	0	1	0	2						
Wally Backman, S (1, 4) OBP: 0.370, SLG: 0.377	4-3			1B	FC6-4		L6	SF8		3	1	1	1	1	0	1						
Keith Hernandez, L (1, 3) OBP: 0.393, SLG: 0.432	F8			HR	F9					5	2	3	2	0	0	2						
Gary Carter, R (1, 2) OBP: 0.332, SLG: 0.438		K		HR	FC6-4					4	2	1	3	1	1	4						
Mookie Wilson, S (1, 7) OBP: 0.348, SLG: 0.470	4-3			F5			6-3	BB	5-3	5	1	1	0	0	0	0						
Danny Heep, L (1, 9) OBP: 0.385, SLG: 0.409	F9			K				1B		3	1	1	1	0	1	0						
Kevin Mitchell, R (8, PH) OBP: 0.373, SLG: 0.518								1B	1B	0	2	0	1	2	0	0						
Ray Knight, R (1, 5) OBP: 0.357, SLG: 0.443			6-3	FC6-4	1B		G4-6-3	1B	FC5	5	0	4	2	0	0	0						
Rafael Santana, R (1, 6) OBP: 0.257, SLG: 0.212			4-3	FC6-4			G4-6-3	1B	K	5	1	1	1	0	1	4						
Rick Aguilera, R (1, 1) OBP: 0.237, SLG: 0.343			K		F4		G1-6-3	FC5		5	1	1	1	0	1	2						
Inning Stats	R: 0 E: 0 K: 0 S: 3	H: 0 LOB: 0 BB: 0 P: 3	R: 0 E: 0 K: 1 S: 5	H: 0 LOB: 0 BB: 0 P: 5	R: 0 E: 0 K: 1 S: 5	H: 0 LOB: 0 BB: 0 P: 5	R: 4 E: 0 K: 1 S: 10	H: 5 LOB: 1 BB: 0 P: 10	R: 0 E: 0 K: 0 S: 4	H: 1 LOB: 2 BB: 1 P: 8	R: 1 E: 0 K: 0 S: 4	H: 2 LOB: 0 BB: 0 P: 4	R: 0 E: 0 K: 0 S: 2	H: 0 LOB: 0 BB: 1 P: 6	R: 6 E: 0 K: 0 S: 9	H: 6 LOB: 2 BB: 2 P: 17	R: 1 E: 0 K: 1 S: 7	H: 2 LOB: 2 BB: 1 P: 11	1B: 12 2B: 2 3B: 0 HR: 2	SF: 1 SAC: 0 DP: 1 HBP: 0	WP: 0 PB: 0 SB: 0 CS: 1	PA: 46
PITCHER	IP	WLS	BF	H	R	ER	SO	BB	IBB	HBP	BLK	WP	HR	S	P	ERA	WHIP					
Scott Sanderson, R (1, 1) ERA: 4.43	6.0	L	26	8	5	5	3	1	0	0	0	0	2	31	35	7.50	1.500					
Ray Fontenot, L (7, 1) ERA: 4.32	1.0		6	2	3	3	0	2	0	0	0	0	0	4	12	27.00	4.000					
Dave Gumpert, R (8, 1) ERA: 3.0	0.1		4	2	1	1	0	1	0	0	0	0	0	3	7	27.00	9.000					
Frank DiPino, L (8, 1) ERA: 4.64	1.2		10	4	3	3	1	1	0	0	0	0	0	11	15	16.20	3.000					

New York Mets @ Chicago Cubs
Wrigley Field, Chicago, IL
Thu Aug 07 1986, 3:33 AM CDT
Att: 28,725 - Unknown

AB 40
R 12
H 16
RBI 12
BB 5
SO 4
LOB 15



Batter	1	2	3	4	5	6	7	8	9	AB	R	H	RBI	BB	SO	LOB	BOTTOM					
Bob Dernier, R (1, 8) OBP: 0.257, SLG: 0.255	5-3			E5			4-3			4	1	2	0	0	0	0						
23 Ryne Sandberg, R (1, 4) OBP: 0.322, SLG: 0.420	F6			4-3			F5			4	0	0	0	0	1	3						
Gary Matthews, R (1, 7) OBP: 0.360, SLG: 0.455	4-3			SF8			2-3		F7	3	0	0	1	0	0	0						
Keith Moreland, R (1, 9) OBP: 0.336, SLG: 0.378		5-3		K			F9		4-3	4	0	0	0	0	1	0						
Leon Durham, L (1, 3) OBP: 0.332, SLG: 0.397										3	1	2	0	0	0	0						
Frank DiPino, L (8, 1) OBP: 0.250, SLG: 0.200										0	0	0	0	0	0	0						
Thad Bosley, L (9, PH) OBP: 0.374, SLG: 0.341										1	0	1	0	0	0	0						
Jody Davis, R (1, 2) OBP: 0.291, SLG: 0.431		K		4-3				1B	K	4	1	1	1	0	2	2						
Manny Trillo, R (1, 5) OBP: 0.345, SLG: 0.347										3	0	0	0	0	0	1						
Chris Speier, R (1, 6) OBP: 0.357, SLG: 0.442										3	0	1	0	0	1	0						
Scott Sanderson, R (1, 1) OBP: 0.079, SLG: 0.081										1	0	0	0	0	0	0						
Terry Francona, L (6, PH) OBP: 0.269, SLG: 0.273										1	0	0	0	0	1	0						
Ray Fontenot, L (7, 1) OBP: 0.200, SLG: 0.200										0	0	0	0	0	0	0						
Dave Gumpert, R (8, 1) OBP: 0.374, SLG: 0.341										0	0	0	0	0	0	0						
Ron Cox, R (8, 5) OBP: 0.390, SLG: 0.535										0	0	0	1	0	0	0						
Inning Stats	R: 0 E: 0 K: 0 S: 3	H: 0 LOB: 0 BB: 0 P: 3	R: 0 E: 0 K: 1 S: 5	H: 1 LOB: 1 BB: 0 P: 5	R: 0 E: 0 K: 1 S: 5	H: 0 LOB: 0 BB: 0 P: 5	R: 1 E: 0 K: 1 S: 6	H: 1 LOB: 0 BB: 0 P: 6	R: 1 E: 0 K: 0 S: 4	H: 1 LOB: 0 BB: 0 P: 4	R: 0 E: 0 K: 1 S: 5	H: 0 LOB: 0 BB: 0 P: 5	R: 0 E: 0 K: 0 S: 3	H: 0 LOB: 0 BB: 0 P: 3	R: 1 E: 0 K: 1 S: 8	H: 3 LOB: 2 BB: 0 P: 8	R: 0 E: 0 K: 1 S: 6	H: 1 LOB: 1 BB: 0 P: 6	1B: 5 2B: 2 3B: 1 HR: 0	SF: 2 SAC: 0 DP: 1 HBP: 0	WP: 0 PB: 0 SB: 0 CS: 1	PA: 33
PITCHER	IP	WLS	BF	H	R	ER	SO	BB	IBB	HBP	BLK	WP	HR	S	P	ERA	WHIP					
Rick Aguilera, R (1, 1) ERA: 3.94	9.0	W	33	7	3	2	6	0	0	0	0	0	0	45	45	2.00	0.778					

New York Mets @ Chicago Cubs
Wrigley Field, Chicago, IL
Thu Aug 07 1986, 3:33 AM CDT
Att: 28,725 - Unknown

AB 31
R 3
H 7
RBI 3
BB 0
SO 6
LOB 6



Batter	1	2	3	4	5	6	7	8	9	AB	R	H	RBI	BB	SO	LOB	TOP																					
Mookie Wilson, S OBP: 0.351, SLG: 0.476 (1, 8)	SH1-3 1B		4-3	2H 3B		6-3		1B		5	1	3	1	0	0	0	New York Mets @ Chicago Cubs Wrigley Field, Chicago, IL Thu Aug 07 1986, 3:33 AM CDT Att: 33,343 - Unknown																					
Tim Lincecum, R OBP: 0.311, SLG: 0.351 (1, 4)	SH1-3		1B 1B BB	6-3		4-3		K		3	1	0	0	1	1	2																						
Keith Hernandez, L OBP: 0.391, SLG: 0.427 (1, 3)	3H 1B		1B			HR		F8		5	1	3	1	0	0	0																						
Gary Carter, R OBP: 0.331, SLG: 0.432 Lenny Dykstra, L OBP: 0.393, SLG: 0.483 (9, 8)	K		G6-4-3 1B			HR		F7		5	1	2	3	0	2	1																						
Kevin Mitchell, R OBP: 0.368, SLG: 0.518 (9, 9)	BB		G6-4-3 1-2			5-3		6-3		4	0	0	0	1	0	2																						
Ray Knight, R OBP: 0.351, SLG: 0.437 (1, 5)	4-3		4-3			2B		K		4	0	1	0	0	1	2																						
Ed Hearn, R OBP: 0.373, SLG: 0.517 (1, 2)			5-3			5-3		6-3		4	0	1	0	0	0	1																						
Howard Johnson, S OBP: 0.363, SLG: 0.507 Rafael Santana, R OBP: 0.258, SLG: 0.212 (8, 6)	F4		E BB			FC6-4 IBB		HR		2	2	1	1	2	0	0																						
Rick Anderson, R OBP: 0.143, SLG: 0.143 Doug Sisk, R OBP: 0.292, SLG: 0.430 Jesse Orosco, R OBP: 0.276, SLG: 0.276 (6, 1)	K		FC5-6 3B			FC6-4		G3		3	1	0	0	0	1	3																						
Inning Stats	R: 1 E: 0 K: 1 S: 7	H: 2 LOB: 2 BB: 1 P: 11	R: 0 E: 0 K: 1 S: 5	H: 0 LOB: 0 BB: 0 P: 5	R: 1 E: 0 K: 0 S: 4	H: 2 LOB: 1 BB: 1 P: 8	R: 2 E: 1 K: 0 S: 5	H: 2 LOB: 1 BB: 1 P: 9	R: 2 E: 0 K: 0 S: 6	H: 3 LOB: 2 BB: 1 P: 10	R: 0 E: 0 K: 0 S: 3	H: 0 LOB: 0 BB: 0 P: 3	R: 0 E: 0 K: 1 S: 5	H: 0 LOB: 0 BB: 0 P: 5	R: 1 E: 0 K: 1 S: 7	H: 2 LOB: 1 BB: 0 P: 7		R: 0 E: 0 K: 1 S: 5	H: 0 LOB: 0 BB: 0 P: 5	1B: 7 2B: 1 3B: 1 HR: 2	SF: 0 SAC: 1 DP: 1 HBP: 0	WP: 0 PB: 0 SB: 2 CS: 0	PA: 41															
PITCHER	IP	WLS	BF	H	R	ER	SO	BB	IBB	HBP	BLK	WP	HR	S	P	ERA	WHIP	PITCHER				IP	WLS	BF	H	R	ER	SO	BB	IBB	HBP	BLK	WP	HR	S	P	ERA	WHIP
Steve Trout, L ERA: 4.92 (1, 1)	5.0	L	27	9	6	6	2	3	1	0	0	0	1	27	43	10.80	2.400																					
Ray Fontenot, L ERA: 3.86 (6, 1)	1.0		3	0	0	0	0	0	0	0	0	0	0	3	3	0.00	0.000																					
Dave Gumpert, R ERA: 2.2 (7, 1)	3.0		11	2	1	1	3	0	0	0	0	0	1	17	17	3.00	0.667																					

AB	36
R	7
H	11
RBI	6
BB	4
SO	5
LOB	11



Batter	1	2	3	4	5	6	7	8	9	AB	R	H	RBI	BB	SO	LOB	BOTTOM																					
Bob Dernier, R OBP: 0.253, SLG: 0.250 (1, 8)	F7		3-1						B3-4-6	5	0	2	0	0	0	1	New York Mets @ Chicago Cubs Wrigley Field, Chicago, IL Thu Aug 07 1986, 3:33 AM CDT Att: 33,343 - Unknown																					
Terry Francona, L OBP: 0.272, SLG: 0.276 (5, 9)	F7								F9	4	1	1	0	0	0	3																						
Jody Davis, R OBP: 0.292, SLG: 0.430 (9, PH)									F9	1	0	0	0	0	0	0																						
Jerry Mumphrey, S OBP: 0.373, SLG: 0.405 Thad Bosley, L OBP: 0.367, SLG: 0.333 (5, 7)	3-1								F9	2	1	1	2	0	0	0																						
Keith Moreland, R OBP: 0.339, SLG: 0.382 (1, 2)									F8	4	1	1	0	0	0	0																						
Leon Durham, L OBP: 0.329, SLG: 0.388 (1, 3)									F7	4	0	0	0	0	2	1																						
Ron Cey, R OBP: 0.391, SLG: 0.535 (1, 5)									F8	3	0	0	0	1	0	1																						
Shawon Dunston, R OBP: 0.301, SLG: 0.438 (1, 6)									F7	4	2	3	0	0	0	1																						
Chris Speier, R OBP: 0.358, SLG: 0.446 (1, 4)									F9	4	1	3	1	0	0	0																						
Steve Trout, L OBP: 0.276, SLG: 0.222 Manny Trillo, R OBP: 0.306, SLG: 0.361 Ray Fontenot, L OBP: 0.200, SLG: 0.200 Gary Mathews, R OBP: 0.385, SLG: 0.440 Dave Gumpert, R OBP: 0.320, SLG: 0.524 (1, 1)	6-3								F7	1	0	0	0	0	0	0																						
Inning Stats	R: 0 E: 0 K: 0 S: 3	H: 0 LOB: 0 BB: 0 P: 3	R: 0 E: 0 K: 1 S: 5	H: 0 LOB: 0 BB: 1 P: 9	R: 0 E: 0 K: 0 S: 3	H: 0 LOB: 0 BB: 0 P: 3	R: 2 E: 0 K: 1 S: 7	H: 2 LOB: 0 BB: 0 P: 7	R: 1 E: 0 K: 0 S: 6	H: 3 LOB: 2 BB: 0 P: 6	R: 1 E: 1 K: 0 S: 6	H: 3 LOB: 2 BB: 0 P: 6	R: 0 E: 0 K: 0 S: 3	H: 1 LOB: 0 BB: 0 P: 3	R: 0 E: 0 K: 0 S: 3	H: 0 LOB: 0 BB: 0 P: 3	R: 2 E: 0 K: 0 S: 5	H: 3 LOB: 3 BB: 0 P: 5	1B: 9 2B: 2 3B: 0 HR: 1	SF: 1 SAC: 0 DP: 3 HBP: 0	WP: 0 PB: 1 SB: 0 CS: 0	PA: 38																
PITCHER	IP	WLS	BF	H	R	ER	SO	BB	IBB	HBP	BLK	WP	HR	S	P	ERA	WHIP	PITCHER				IP	WLS	BF	H	R	ER	SO	BB	IBB	HBP	BLK	WP	HR	S	P	ERA	WHIP
Rick Anderson, R ERA: 1.85 (1, 1)	5.0	W	21	5	3	3	2	1	0	0	0	0	0	16	16	2.46	1.200																					
Doug Sisk, R ERA: 3.14 (6, 1)	3.2		16	7	3	1	0	0	0	0	0	0	0	16	16	2.46	1.909																					
Jesse Orosco, L ERA: 2.76 (9, 1)	0.1	S	1	0	0	0	0	0	0	0	0	0	0	1	1	0.00	0.000																					



Batter	1	2	3	4	5	6	7	8	9	AB	R	H	RBI	BB	SO	LOB	TOP								
Lenny Dykstra, L (1,8) OBP: 0.398, SLG: 0.485 Roger McDowell, R (8,1) OBP: 0.400, SLG: 0.357	0-0 3-1		0-0 F8		4-0 2B BB		0-0 FC3-6 1B	0-0 F7		4	1	1	0	1	0	1									
Wally Backman, S (1,4) OBP: 0.367, SLG: 0.374	0-0 6-3		0-0 E 1B		0-0 4-3 1-2		0-0 FC3-6 E 1-2	0-0 L8		5	1	1	0	0	0	2									
Keith Hernandez, L (1,3) OBP: 0.393, SLG: 0.437	0-0 PB 2B		0-0 E6 G1-4-3 1-2		0-0 2B		0-0 4-3 1-2	0-0 3-1		5	0	2	1	0	0	2									
Gary Carter, R (1,2) OBP: 0.333, SLG: 0.436	4-0 2-3 BB		0-0 G1-4-3 1-2		0-0 F3		0-0 E4 3B 1B	0-3 K		4	1	1	0	1	1	3									
Darryl Strawberry, L (1,9) OBP: 0.382, SLG: 0.537	0-0 F6			4-0 1B BB		0-3 K		0-0 3B		3	0	1	1	1	1	3									
Mookie Wilson, S (1,7) OBP: 0.346, SLG: 0.464		0-0 4-3		0-0 5-3 1-2		1-0 5-3 HBP		0-3 K		3	0	0	0	0	1	2									
Ray Knight, R (1,5)		0-0 4-3		0-3 K		0-0 F9		0-0 F8		4	0	0	0	0	1	2									
Rafael Santana, R (1,6) OBP: 0.261, SLG: 0.218 Danny Heep, L (8,PH) OBP: 0.369, SLG: 0.409		0-0 2B		4-0 1B BB		0-0 5-3 1-2		4-0 BB		2	0	1	0	1	0	1									
Bob Ojeda, L (1,1) OBP: 0.096, SLG: 0.096 Lee Mazzilli, S (6,PH) OBP: 0.389, SLG: 0.298 Doug Sisk, R (6,1) Howard Johnson, S (8,PH) OBP: 0.361, SLG: 0.503		0-0 4-3		0-0 1-2 2-H 1B		0-0 F8		0-3 K		2	0	1	0	0	0	1									
Inning Stats	R: 0 E: 0 K: 0 S: 4	H: 1 LOB: 2 BB: 1 P: 8	R: 0 E: 0 K: 0 S: 4	H: 1 LOB: 0 BB: 4	R: 0 E: 1 K: 0 S: 4	H: 1 LOB: 1 BB: 0 P: 4	R: 0 E: 0 K: 1 S: 5	H: 0 LOB: 1 BB: 0 P: 13	R: 1 E: 0 K: 1 S: 6	H: 1 LOB: 1 BB: 1 P: 10	R: 0 E: 0 K: 0 S: 3	H: 0 LOB: 1 BB: 0 P: 4	R: 2 E: 1 K: 1 S: 8	H: 3 LOB: 1 BB: 0 P: 8	R: 0 E: 0 K: 1 S: 5	H: 0 LOB: 1 BB: 1 P: 9	R: 0 E: 0 K: 1 S: 5	H: 0 LOB: 0 BB: 0 P: 5	1B: 4 2B: 3 3B: 1 HR: 0	SF: 0 SAC: 0 DP: 1 HBP: 1	WP: 0 PB: 1 SB: 0 CS: 0	PA: 40			
PITCHER	IP WLS BF H R ER SO BB IBB HBP BLK WP HR S P ERA WHIP		IP WLS BF H R ER SO BB IBB HBP BLK WP HR S P ERA WHIP		IP WLS BF H R ER SO BB IBB HBP BLK WP HR S P ERA WHIP		IP WLS BF H R ER SO BB IBB HBP BLK WP HR S P ERA WHIP		IP WLS BF H R ER SO BB IBB HBP BLK WP HR S P ERA WHIP		IP WLS BF H R ER SO BB IBB HBP BLK WP HR S P ERA WHIP		IP WLS BF H R ER SO BB IBB HBP BLK WP HR S P ERA WHIP		IP WLS BF H R ER SO BB IBB HBP BLK WP HR S P ERA WHIP		IP WLS BF H R ER SO BB IBB HBP BLK WP HR S P ERA WHIP		IP WLS BF H R ER SO BB IBB HBP BLK WP HR S P ERA WHIP		IP WLS BF H R ER SO BB IBB HBP BLK WP HR S P ERA WHIP				
Bryn Smith, R (1,1) ERA: 3.9 Bob McClure, L (7,1) ERA: 4.05 Tim Burke, R (8,1) ERA: 2.52 Jeff Reardon, R (9,1) ERA: 3.47	6.2 W 31 7 3 3 2 4 0 1 0 0 0 0 30 47 4.05 1.650		0.1 2 1 0 0 1 0 0 0 0 0 0 0 0 4 4 0.00 3.000		1.0 4 0 0 0 1 1 0 0 0 0 0 0 0 5 9 0.00 1.000		1.0 S 3 0 0 0 1 0 0 0 0 0 0 0 5 5 0.00 0.000																		

New York Mets @ Montreal Expos
Olympic Stadium, Montreal, QB
Fri Aug 08 1986, 7:05 PM EDT
Att: 21,027 - Unknown

AB 34
R 3
H 8
RBI 2
BB 5
SO 5
LOB 19



Batter	1	2	3	4	5	6	7	8	9	AB	R	H	RBI	BB	SO	LOB	BOTTOM							
Luis Rivera, R (1,6) OBP: 0.450, SLG: 0.267	0-0 1B 1B		0-3 K		0-3 K		4-0 FC4-6 BB		3	1	1	0	1	2	1									
Mitch Webster, S (1,8) OBP: 0.366, SLG: 0.416	0-0 FC3-6 1B 1-2	0-0 S 1B		0-0 5-3		0-0 FC4-6 1-2		0-0 G3		4	1	2	0	0	1									
Tim Raines, S (1,7) OBP: 0.412, SLG: 0.509 George Wright, S (9,7) OBP: 0.263, SLG: 0.301	0-0 1-2 2-H 1B	0-0 S 1B		1-0 G6-4-3 HBP		0-0 G3		0-0 G3		3	0	2	2	0	1									
Andre Dawson, R (1,9) OBP: 0.321, SLG: 0.475	0-0 FC3-6 E 1-2 2-3	0-0 F2		0-3 K		0-0 E5 1B		0-0 E5 1B		4	2	1	0	0	1	5								
Tim Wallach, R (1,5) OBP: 0.326, SLG: 0.446	0-0 E7 1-H 3-H 1B		0-0 F6		0-0 G6-4-3 1-2		0-0 F3		4	0	1	1	0	0	2									
Vance Law, R (1,3) OBP: 0.299, SLG: 0.295	0-3 K		0-0 FC6-4 1B		4-0 CS BB		0-0 G4-6-3 1B		3	0	2	1	1	1	1									
Al Newman, S (1,4) OBP: 0.301, SLG: 0.250 Bob McClure, R (7,1) Tim Burke, R (8,1) Wallace Johnson, S (8,PH) OBP: 0.194, SLG: 0.300 Jeff Reardon, R (9,1) OBP: 0.167, SLG: 0.167	0-0 F7		0-0 F8		0-3 K		0-0 G4-6-3		3	0	0	0	0	1	3									
Dann Bilardello, R (1,2) OBP: 0.239, SLG: 0.267		0-0 1B 1B	0-0 FC6-4		0-0 5-3		0-0 F7		3	1	1	0	0	0	1									
Bryn Smith, R (1,1) OBP: 0.146, SLG: 0.136 Tom Foley, L (7,4) OBP: 0.373, SLG: 0.387		0-0 G5-6-3		0-0 5-3					2	0	0	0	0	0	1									
Inning Stats	R: 3 E: 1 K: 1 S: 9	H: 4 LOB: 1 BB: 0 P: 9	R: 1 E: 0 K: 1 S: 8	H: 3 LOB: 0 BB: 0 P: 8	R: 0 E: 0 K: 0 S: 4	H: 1 LOB: 1 BB: 0 P: 4	R: 0 E: 0 K: 1 S: 5	H: 0 LOB: 0 BB: 0 P: 5	R: 0 E: 0 K: 1 S: 4	H: 0 LOB: 0 BB: 1 P: 8	R: 0 E: 0 K: 0 S: 3	H: 0 LOB: 1 BB: 1 P: 7	R: 1 E: 1 K: 0 S: 4	H: 2 LOB: 0 BB: 0 P: 4	R: 0 E: 0 K: 0 S: 5	H: 0 LOB: 0 BB: 0 P: 5	1B: 10 2B: 0 3B: 0 HR: 0	SF: 0 SAC: 0 DP: 2 HBP: 1	WP: 0 PB: 0 SB: 2 CS: 1	PA: 34				
PITCHER	IP WLS BF H R ER SO BB IBB HBP BLK WP HR S P ERA WHIP		IP WLS BF H R ER SO BB IBB HBP BLK WP HR S P ERA WHIP		IP WLS BF H R ER SO BB IBB HBP BLK WP HR S P ERA WHIP		IP WLS BF H R ER SO BB IBB HBP BLK WP HR S P ERA WHIP		IP WLS BF H R ER SO BB IBB HBP BLK WP HR S P ERA WHIP		IP WLS BF H R ER SO BB IBB HBP BLK WP HR S P ERA WHIP		IP WLS BF H R ER SO BB IBB HBP BLK WP HR S P ERA WHIP		IP WLS BF H R ER SO BB IBB HBP BLK WP HR S P ERA WHIP		IP WLS BF H R ER SO BB IBB HBP BLK WP HR S P ERA WHIP		IP WLS BF H R ER SO BB IBB HBP BLK WP HR S P ERA WHIP		IP WLS BF H R ER SO BB IBB HBP BLK WP HR S P ERA WHIP			
Bob Ojeda, L (1,1) ERA: 2.44 Doug Sisk, R (6,1) ERA: 3.0 Roger McDowell, R (8,1) ERA: 2.41	5.0 L 23 8 4 3 4 0 0 1 0 0 0 0 30 31 5.40 1.600		2.0 7 0 0 0 1 2 0 0 0 0 0 0 0 7 15 0.00 1.000		1.0 4 2 1 0 0 0 0 0 0 0 0 0 0 4 4 0.00 2.000																			

New York Mets @ Montreal Expos
Olympic Stadium, Montreal, QB
Fri Aug 08 1986, 7:05 PM EDT
Att: 21,027 - Unknown

AB 31
R 5
H 10
RBI 4
BB 2
SO 5
LOB 17



Batter	1	2	3	4	5	6	7	8	9	AB	R	H	RBI	BB	SO	LOB	TOP								
Lenny Dykstra, L OBP: 0.399, SLG: 0.488	6-3			G3		4-3		1B	SH1-4	4	1	2	1	0	0	0									
Wally Backman, S OBP: 0.387, SLG: 0.371	4-3			G3		2B		HBP	BB	2	1	0	0	1	0	1									
Tim Teufel, R OBP: 0.318, SLG: 0.351				2-3		BB		SF7	BB	0	2	0	0	2	0	0									
Keith Hernandez, L OBP: 0.396, SLG: 0.440	L8			F4		1-H		SF7	HBP	4	1	2	3	1	0	1									
Gary Carter, R OBP: 0.333, SLG: 0.434				K		F9		HR	1B	4	1	1	2	0	1	2									
Darryl Strawberry, L OBP: 0.377, SLG: 0.530				G3		F5		SF7	FC4-6	4	0	0	1	0	0	2									
Kevin Mitchell, R OBP: 0.372, SLG: 0.514				K		F9		HR	K	2	0	0	0	0	1	0									
Roger McDowell, R OBP: 0.463, SLG: 0.357						G4-3		1-H	HR	0	0	0	0	0	0	0									
Ed Hillari, R OBP: 0.368, SLG: 0.506						HBP		3-H	HR	1	0	0	0	0	1	2									
Jesse Orosco, R ERA: 2.7								1-2	1B	0	0	0	0	0	0	0									
Ray Knight, R OBP: 0.352, SLG: 0.434				4-3		BB		F9		3	0	0	0	1	0	1									
Rafael Santana, R OBP: 0.259, SLG: 0.216				F8		5-3			K	2	0	0	0	0	0	1									
Howard Johnson, S OBP: 0.363, SLG: 0.510										2	1	1	0	0	1	0									
Ron Darling, R OBP: 0.098, SLG: 0.068				K		6-3			BB	2	0	0	0	0	1	0									
Randy Myers, L OBP: 0.398, SLG: 0.298									SH1-4	0	0	0	0	0	0	0									
Lee Mazzilli, S OBP: 0.398, SLG: 0.298									BB	0	2	0	0	2	0	0									
Inning Stats	R: 0 E: 0 K: 0 S: 3	H: 0 LOB: 0 BB: 0 P: 3	R: 0 E: 0 K: 1 S: 5	H: 0 LOB: 0 BB: 0 P: 5	R: 0 E: 0 K: 1 S: 5	H: 0 LOB: 0 BB: 0 P: 5	R: 0 E: 0 K: 1 S: 6	H: 1 LOB: 1 BB: 0 P: 6	R: 0 E: 0 K: 0 S: 3	H: 0 LOB: 1 BB: 1 P: 7	R: 1 E: 0 K: 0 S: 4	H: 1 LOB: 1 BB: 1 P: 8	R: 0 E: 0 K: 0 S: 2	H: 0 LOB: 0 BB: 0 P: 3	R: 7 E: 0 K: 1 S: 9	H: 4 LOB: 0 BB: 2 P: 18	R: 2 E: 0 K: 1 S: 6	H: 1 LOB: 2 BB: 3 P: 18	1B: 3 2B: 3 3B: 0 HR: 1	SF: 1 SAC: 1 DP: 1 HBP: 2	WP: 0 PB: 0 SB: 1 CS: 0	PA: 42			
PITCHER	IP	WLS	BF	H	R	ER	SO	BB	IBB	HBP	BLK	WP	HR	S	P	ERA	WHIP								
Jay Tibbs, R ERA: 3.73	7.0		28	4	4	4	3	3	0	1	0	0	0	30	43	5.14	1.000								
Bob McClure, L ERA: 4.44	0.0		2	1	0	0	0	1	0	0	0	0	0	1	5	∞	∞								
Tim Burke, R ERA: 2.71	1.0		5	1	4	4	1	0	0	1	0	0	1	6	7	36.00	1.000								
Jeff Reardon, R ERA: 3.71	0.1	L	5	1	2	2	0	3	0	0	0	0	0	2	14	54.00	12.000								
Dave Tomlin, L ERA: 5.69	0.2		2	0	0	0	1	0	0	0	0	0	0	4	4	0.00	0.000								

New York Mets @ Montreal Expos
Olympic Stadium, Montreal, QB
Sat Aug 09 1986, 7:05 PM EDT
Att: 33,093 - Unknown

AB 31
R 10
H 7
RBI 10
BB 7
SO 5
LOB 10



Batter	1	2	3	4	5	6	7	8	9	AB	R	H	RBI	BB	SO	LOB	BOTTOM								
Tom Foley, L OBP: 0.366, SLG: 0.379	K			1-2		E4		K	F8	5	0	1	1	0	2	1									
Mitch Webster, S OBP: 0.364, SLG: 0.413	G3			F5		K		1B	F8	5	0	1	1	0	1	3									
Tim Raines, S OBP: 0.468, SLG: 0.504	F7			L9		1-3		1B	K	4	0	0	0	0	1	3									
George Wright, S OBP: 0.267, SLG: 0.305									1B	1	0	1	0	0	0	0									
Andre Dawson, R OBP: 0.322, SLG: 0.487				1B		4-3		L4	F2	5	2	2	1	0	0	1									
Tim Wallach, R OBP: 0.328, SLG: 0.447				HR		F1		F8	6-3	4	1	2	1	0	0	0									
Wayne Krenchicki, L OBP: 0.307, SLG: 0.329				CS				1B																	
Vance Law, R OBP: 0.299, SLG: 0.294	K			F4		E		E6		2	1	0	0	1	1	1									
Luis Rivera, R OBP: 0.417, SLG: 0.263				1-2				3B		1	1	0	0	0	0	1									
Dann Bilardello, R OBP: 0.250, SLG: 0.272								E1	6-3	4	1	1	1	0	0	1									
Wallace Johnson, S OBP: 0.219, SLG: 0.387				K		BLK		6-3		2	2	1	1	1	1	0									
Tom Nieto, R OBP: 0.269, SLG: 0.298						E		SH1-4		1	0	1	1	0	0	0									
Jay Tibbs, R OBP: 0.206, SLG: 0.186						BB		1B		2	0	1	0	0	0	1									
Bob McClure, R ERA: 2.81								1B		0	0	0	0	0	0	0									
Tim Burke, R ERA: 1.59								1B		0	0	0	0	0	0	0									
Jim Wohlford, R OBP: 0.267, SLG: 0.267								1B		1	0	0	0	0	0	1									
Jeff Reardon, R OBP: 0.167, SLG: 0.167								1B		0	0	0	0	0	0	0									
Dave Tomlin, L ERA: 2.7								1-2		0	0	0	0	0	0	0									
Inning Stats	R: 0 E: 0 K: 1 S: 5	H: 3 LOB: 1 BB: 0 P: 6	R: 1 E: 0 K: 1 S: 6	H: 3 LOB: 1 BB: 0 P: 6	R: 0 E: 0 K: 1 S: 7	H: 2 LOB: 2 BB: 0 P: 7	R: 1 E: 0 K: 0 S: 4	H: 1 LOB: 0 BB: 0 P: 4	R: 1 E: 1 K: 1 S: 5	H: 0 LOB: 1 BB: 1 P: 9	R: 0 E: 0 K: 0 S: 3	H: 0 LOB: 0 BB: 0 P: 3	R: 3 E: 1 K: 2 S: 10	H: 2 LOB: 1 BB: 1 P: 14	R: 2 E: 0 K: 0 S: 6	H: 2 LOB: 1 BB: 0 P: 6	R: 0 E: 0 K: 0 S: 4	H: 1 LOB: 1 BB: 0 P: 4	1B: 8 2B: 3 3B: 1 HR: 1	SF: 0 SAC: 1 DP: 2 HBP: 0	WP: 0 PB: 0 SB: 0 CS: 2	PA: 40			
PITCHER	IP	WLS	BF	H	R	ER	SO	BB	IBB	HBP	BLK	WP	HR	S	P	ERA	WHIP								
Ron Darling, R ERA: 2.81	6.1		27	7	6	3	4	2	0	0	1	0	0	33	41	4.26	1.421								
Randy Myers, L ERA: 1.59	0.2		3	1	0	0	2	0	0	0	0	0	0	7	7	0.00	1.500								
Roger McDowell, R ERA: 2.39	1.0	W	6	2	2	0	0	0	0	0	0	0	0	6	6	0.00	2.000								
Jesse Orosco, L ERA: 2.7	1.0	S	4	1	0	0	0	0	0	0	0	0	0	4	4	0.00	1.000								

New York Mets @ Montreal Expos
Olympic Stadium, Montreal, QB
Sat Aug 09 1986, 7:05 PM EDT
Att: 33,093 - Unknown

AB 37
R 8
H 11
RBI 7
BB 2
SO 6
LOB 13



Batter	1	2	3	4	5	6	7	8	9	AB	R	H	RBI	BB	SO	LOB	TOP			
Lenny Dykstra, L (1, 8) OBP: 0.401, SLG: 0.498	0-0 HR		4-0 BB		0-0 F8		0-3 K			3	1	1	1	1	1	2				
Wally Backman, S (1, 4) OBP: 0.376, SLG: 0.382	4-0 BB		0-0 E9 1B		0-0 B3		0-0 1B			3	0	2	0	1	0	1				
Keith Hernandez, L (1, 3) OBP: 0.390, SLG: 0.435	0-3 K		0-0 F8		0-3 K		0-0 F7			4	0	0	0	0	2	6				
Gary Carter, R (1, 2) OBP: 0.340, SLG: 0.436	0-0 G5-4-3			4-0 BB		0-0 F9		1-0 FC6-4 HBP		2	0	0	0	1	0	1				
Darryl Strawberry, L (1, 9) OBP: 0.373, SLG: 0.518		0-3 K		0-0 F7		0-0 G3		0-0 FC6-4 L5-3		4	0	0	0	0	1	2				
Mookie Wilson, S (1, 7) OBP: 0.353, SLG: 0.470		0-0 F7		0-3 K		0-0 1B		0-0 L5-3		4	0	1	0	0	1	2				
Howard Johnson, S (1, 5) OBP: 0.360, SLG: 0.503		0-0 F4		0-0 E6 1B		0-3 K		0-3 K		4	0	1	0	0	2	1				
Rafael Santana, R (1, 6) OBP: 0.262, SLG: 0.213			0-3 K		0-0 F6		0-0 E6 1B		0-3 K	3	0	0	0	0	1	2				
Ray Knight, R (9, PH) OBP: 0.349, SLG: 0.434				0-0 K						1	0	0	0	0	1	0				
Rick Aguilera, R (1, 1) OBP: 0.250, SLG: 0.351			0-0 5-3		0-0 B3 1B		0-3 K		0-0 F8	2	0	1	0	0	0	0				
Danny Heep, L (7, PH) OBP: 0.390, SLG: 0.410										1	0	0	0	0	1	1				
Doug Sisk, R (7, 1) OBP: 0.392, SLG: 0.292										0	0	0	0	0	0	0				
Lee Mazzilli, S (9, PH)										1	0	0	0	0	0	0				
Inning Stats	R: 1 E: 0 K: 1 S: 5	H: 1 LOB: 0 BB: 1 P: 9	R: 0 E: 0 K: 1 S: 5	H: 0 LOB: 0 BB: 0 P: 5	R: 0 E: 1 K: 1 S: 6	H: 1 LOB: 2 BB: 1 P: 10	R: 0 E: 1 K: 1 S: 6	H: 1 LOB: 2 BB: 0 P: 10	R: 0 E: 0 K: 1 S: 6	H: 1 LOB: 1 BB: 0 P: 6	R: 0 E: 0 K: 1 S: 9	H: 1 LOB: 2 BB: 0 P: 9	R: 0 E: 0 K: 0 S: 2	H: 0 LOB: 0 BB: 0 P: 3	R: 0 E: 0 K: 2 S: 7	H: 0 LOB: 0 BB: 0 P: 7	1B: 5 2B: 1 3B: 0 HR: 1	SF: 0 SAC: 0 DP: 2 HBP: 1	WP: 0 PB: 0 SB: 0 CS: 0	PA: 36
PITCHER Kevin Gross, R (1, 1) ERA: 3.84	IP: 9.0 WLS: W BF: 36 H: 6 R: 1 ER: 1 SO: 10 BB: 3 IBB: 0 HBP: 1 BLK: 0 WP: 0 HR: 1 S: 52 P: 65 ERA: 1.00 WHIP: 1.000															PITCHER	IP: 9.0 WLS: W BF: 36 H: 6 R: 1 ER: 1 SO: 10 BB: 3 IBB: 0 HBP: 1 BLK: 0 WP: 0 HR: 1 S: 52 P: 65 ERA: 1.00 WHIP: 1.000			

New York Mets @ Philadelphia Phillies
Veterans Stadium, Philadelphia, PA
Tue Aug 12 1986, 7:05 PM EDT
Att: 36,442 - Unknown

AB 32
R 1
H 6
RBI 1
BB 3
SO 10
LOB 18



Batter	1	2	3	4	5	6	7	8	9	AB	R	H	RBI	BB	SO	LOB	BOTTOM			
Gary Redus, R (1, 7) OBP: 0.327, SLG: 0.456	0-3 K		4-0 E 3B BB	0-0 F3			0-0 4-3			3	1	0	0	1	1	2				
Juan Samuel, R (1, 4) OBP: 0.300, SLG: 0.441	0-0 F9		0-0 E5 3B		0-3 K		0-0 F8			4	1	0	0	0	1	2				
Von Hayes, L (1, 3) OBP: 0.373, SLG: 0.435	4-0 HBP BB		0-0 1H 2H SF8 3B		0-3 K		0-0 3-1			3	1	1	2	1	1	0				
Mike Schmidt, R (1, 5) OBP: 0.384, SLG: 0.533	1-0 HBP		0-0 SF8		0-0 6-3		0-0 F9			2	0	0	1	0	0	0				
Glenn Wilson, R (1, 9) OBP: 0.302, SLG: 0.397	0-0 F3		0-0 5-3		0-0 6-3		0-0 1-3			4	0	0	0	0	0	2				
Ron Roenicke, S (1, 8) OBP: 0.368, SLG: 0.368		0-0 4-3	0-0 6-3		0-0 B1					3	0	0	0	0	0	0				
John Russell, R (1, 2) OBP: 0.298, SLG: 0.447		0-0 5-3		4-0 SH3-4 BB		0-3 K				2	0	0	0	1	1	0				
Steve Jeltz, S (1, 6) OBP: 0.339, SLG: 0.269		0-0 2B		0-0 F7			0-0 4-3 SH3-4 1B			3	0	2	0	0	0	1				
Kevin Gross, R (1, 1) OBP: 0.179, SLG: 0.273		0-0 F7		0-0 SH3-4			0-0 SH3-4			1	0	0	0	0	0	1				
Inning Stats	R: 0 E: 0 K: 1 S: 5	H: 0 LOB: 2 BB: 1 P: 10	R: 0 E: 0 K: 0 S: 4	H: 1 LOB: 0 BB: 0 P: 4	R: 3 E: 1 K: 0 S: 5	H: 1 LOB: 0 BB: 1 P: 9	R: 0 E: 0 K: 0 S: 3	H: 0 LOB: 1 BB: 1 P: 7	R: 0 E: 0 K: 2 S: 7	H: 0 LOB: 0 BB: 0 P: 7	R: 0 E: 0 K: 1 S: 5	H: 0 LOB: 0 BB: 0 P: 5	R: 0 E: 0 K: 0 S: 4	H: 1 LOB: 1 BB: 0 P: 4	R: 0 E: 0 K: 0 S: 3	H: 0 LOB: 0 BB: 0 P: 3	1B: 1 2B: 1 3B: 1 HR: 0	SF: 1 SAC: 2 DP: 0 HBP: 1	WP: 0 PB: 0 SB: 0 CS: 0	PA: 32
PITCHER Rick Aguilera, R (1, 1) ERA: 3.88	IP: 6.0 WLS: L BF: 25 H: 3 R: 3 ER: 2 SO: 4 BB: 3 IBB: 0 HBP: 1 BLK: 0 WP: 0 HR: 0 S: 29 P: 42 ERA: 3.00 WHIP: 0.833															PITCHER	IP: 6.0 WLS: L BF: 25 H: 3 R: 3 ER: 2 SO: 4 BB: 3 IBB: 0 HBP: 1 BLK: 0 WP: 0 HR: 0 S: 29 P: 42 ERA: 3.00 WHIP: 0.833			
PITCHER Doug Sisk, R (7, 1) ERA: 2.67	IP: 2.0 WLS: 7 BF: 7 H: 1 R: 0 ER: 0 SO: 0 BB: 0 IBB: 0 HBP: 0 BLK: 0 WP: 0 HR: 0 S: 7 P: 7 ERA: 0.00 WHIP: 0.500															PITCHER	IP: 2.0 WLS: 7 BF: 7 H: 1 R: 0 ER: 0 SO: 0 BB: 0 IBB: 0 HBP: 0 BLK: 0 WP: 0 HR: 0 S: 7 P: 7 ERA: 0.00 WHIP: 0.500			

New York Mets @ Philadelphia Phillies
Veterans Stadium, Philadelphia, PA
Tue Aug 12 1986, 7:05 PM EDT
Att: 36,442 - Unknown

AB 25
R 3
H 3
RBI 3
BB 3
SO 4
LOB 8



Batter	1	2	3	4	5	6	7	8	9	AB	R	H	RBI	BB	SO	LOB	TOP				
Lenny Dykstra, L (1, 8) OBP: 0.399, SLG: 0.494 Randy Myers, L (7, 1) Danny Heep, L (9, PH) OBP: 0.388, SLG: 0.407	0-0 G3		4-0 BB BB		0-0 1-3		0-0 G3		0-3 K	3	0	0	0	1	0	1	New York Mets @ Philadelphia Phillies Veterans Stadium, Philadelphia, PA Wed Aug 13 1986, 7:05 PM EDT Att: 39,041 - Unknown				
Tim Tausel, R (1, 4) OBP: 0.309, SLG: 0.339 Wally Backman, S (9, PH) OBP: 0.375, SLG: 0.381	0-0 6-3		0-0 F9		0-0 F7		0-0 3-1	0-0 4-3	4	0	0	0	0	0	2	1					
Daryl Strawberry, L (1, 9) OBP: 0.372, SLG: 0.514	0-0 F7		4-0 BB BB		0-3 K		0-3 K		3	0	0	0	1	2	0	4					
Gary Carter, R (1, 2) OBP: 0.339, SLG: 0.434		0-3 K	0-0 F9		0-0 L7		0-0 1B		4	0	1	0	0	1	3	4					
Kevin Mitchell, R (1, 7) OBP: 0.375, SLG: 0.520		0-0 6-3 3B		0-0 1B 6-3 2B		0-0 F9		0-0 F8	4	2	2	0	0	0	1	4					
Ray Knight, R (1, 5) OBP: 0.351, SLG: 0.435		0-0 6-3		0-0 6-3 1B		0-0 F8		0-0 HR 1B	4	1	2	1	0	0	0	4					
Lee Mazzilli, S (1, 3) OBP: 0.388, SLG: 0.320		0-0 6-3		0-3 K		0-0 F9		0-0 HR	4	1	1	2	0	1	2	3					
Rafael Santana, R (1, 6) OBP: 0.263, SLG: 0.214 Howard Johnson, S (9, PH) OBP: 0.356, SLG: 0.590			0-0 1-3	0-0 6-3		0-0 1B		0-3 K	3	0	1	1	0	0	1	1					
Bob Ojeda, L (1, 1) OBP: 0.111, SLG: 0.111 Mookie Wilson, S (7, PH) OBP: 0.354, SLG: 0.470			0-0 BB BB 1B	0-3 K		0-0 F7		0-0 1B	2	0	1	0	0	1	1	2					
Inning Stats	R: 0 E: 0 K: 0 S: 3	H: 0 LOB: 0 BB: 0 P: 3	R: 1 E: 0 K: 1 S: 6	H: 1 LOB: 0 BB: 0 P: 6	R: 0 E: 0 K: 0 S: 4	H: 1 LOB: 3 BB: 2 P: 12	R: 1 E: 0 K: 2 S: 9	H: 2 LOB: 1 BB: 0 P: 9	R: 0 E: 0 K: 0 S: 5	H: 0 LOB: 0 BB: 0 P: 5	R: 0 E: 0 K: 0 S: 4	H: 1 LOB: 1 BB: 0 P: 4	R: 0 E: 0 K: 1 S: 6	H: 1 LOB: 0 BB: 0 P: 6	R: 2 E: 0 K: 2 S: 10	H: 3 LOB: 1 BB: 0 P: 10		1B: 6 2B: 1 3B: 1 HR: 1	SF: 0 SAC: 0 DP: 0 HBP: 0	WP: 0 PB: 0 SB: 0 CS: 0	PA: 38
PITCHER	IP WLS BF H R ER SO BB IBB HBP BLK WP HR S P ERA WHIP	8.0 W 32 6 2 2 5 2 0 0 0 0 0 40 48 2.25 1.000	1.0 6 3 2 2 2 0 0 0 0 0 1 10 10 18.00 3.000																		

AB	36
R	4
H	9
RBI	4
BB	2
SO	7
LOB	14



Batter	1	2	3	4	5	6	7	8	9	AB	R	H	RBI	BB	SO	LOB	BOTTOM				
Gary Redus, R (1, 7) OBP: 0.338, SLG: 0.472	4-0 4-3 1B BB		4-0 1B BB		4-0 CS BB		0-0 2H HR	0-3 K		2	2	1	2	3	1	0	New York Mets @ Philadelphia Phillies Veterans Stadium, Philadelphia, PA Wed Aug 13 1986, 7:05 PM EDT Att: 39,041 - Unknown				
Juan Samuel, R (1, 4) OBP: 0.302, SLG: 0.443 Steve Bedrosian, R (9, 1) OBP: 0.400, SLG: 0.250	0-0 4-3		0-0 FC4-6 1B		0-3 K		0-3 K		5	0	2	0	0	2	2	0					
Von Hayes, L (1, 3) OBP: 0.371, SLG: 0.432	0-0 HR 1B		0-0 F6		0-0 F3		0-0 F5	0-0 F7	5	1	1	1	0	0	3	5					
Mike Schmidt, R (1, 5) OBP: 0.388, SLG: 0.543	0-0 HR		0-0 FC4-6		0-0 FC6-4 1B		0-0 BB 1B		4	1	3	2	0	0	2	4					
Glenn Wilson, R (1, 9) OBP: 0.301, SLG: 0.395	0-0 1B G3 1B		0-0 1-3		0-0 FC6-4 FC5-4 1B		0-3 K		4	1	1	0	0	1	2	4					
Ron Roenicke, S (1, 8) OBP: 0.374, SLG: 0.386	0-0 G3 1B		0-0 HR		0-0 FC5-4		4-0 BB		3	1	2	1	1	0	1	3					
John Russell, R (1, 2) OBP: 0.293, SLG: 0.438	0-0 G3		0-0 3-1		0-0 F9		0-0 F3		4	0	0	1	0	0	3	4					
Steve Jeltz, S (1, 6) OBP: 0.338, SLG: 0.272	0-0 K		0-3 5-3		0-0 HR 2B		0-3 K		4	1	1	0	0	2	1	4					
Bruce Ruffin, S (1, 1) OBP: 0.077, SLG: 0.115 Luis Aguayo, R (8, PH) OBP: 0.238, SLG: 0.330		0-3 K		0-0 1-3		0-3 K		0-0 HR	3	0	0	0	0	2	1	1					
Inning Stats	R: 4 E: 0 K: 1 S: 9	H: 4 LOB: 1 BB: 1 P: 13	R: 0 E: 0 K: 1 S: 6	H: 1 LOB: 2 BB: 1 P: 10	R: 1 E: 0 K: 0 S: 4	H: 1 LOB: 0 BB: 0 P: 4	R: 0 E: 0 K: 1 S: 4	H: 0 LOB: 0 BB: 1 P: 8	R: 0 E: 0 K: 0 S: 4	H: 1 LOB: 1 BB: 0 P: 4	R: 2 E: 0 K: 2 S: 9	H: 2 LOB: 0 BB: 0 P: 9	R: 0 E: 0 K: 1 S: 6	H: 1 LOB: 2 BB: 1 P: 10	R: 1 E: 0 K: 2 S: 9	H: 2 LOB: 1 BB: 0 P: 9		1B: 6 2B: 2 3B: 0 HR: 4	SF: 0 SAC: 0 DP: 0 HBP: 0	WP: 0 PB: 0 SB: 1 CS: 1	PA: 39
PITCHER	IP WLS BF H R ER SO BB IBB HBP BLK WP HR S P ERA WHIP	6.0 L 29 9 7 7 5 3 0 0 0 0 1 15 19 4.50 2.000	2.0 10 3 1 1 3 1 0 0 0 0 0 1 15 19 4.50 2.000																		

AB	35
R	8
H	12
RBI	8
BB	4
SO	8
LOB	15



Batter	1	2	3	4	5	6	7	8	9	AB	R	H	RBI	BB	SO	LOB	TOP				
Vince Coleman, S OBP: 0.325, SLG: 0.310	K						L8		E6	5	0	2	1	0	1	3					
Ozzie Smith, S OBP: 0.374, SLG: 0.340 Todd Worrell, R OBP: 0.167, SLG: 0.500	P5		F8				P6	5-3	5-3	5	0	0	0	0	0	6					
Tom Herr, S OBP: 0.323, SLG: 0.302	K			G3-1	F8			L8		4	0	1	0	0	1	2					
Curt Ford, L OBP: 0.331, SLG: 0.391		K		F6			K			4	0	1	0	0	2	1					
Terry Pendleton, S OBP: 0.283, SLG: 0.304		HR		G3-1			6-3	L8		4	1	1	1	0	0	2					
John Morris, L OBP: 0.346, SLG: 0.273 José Oquendo, S OBP: 0.396, SLG: 0.371	L8			K			K		6-3	3	0	0	0	0	2	1					
Clint Hurdle, L OBP: 0.306, SLG: 0.296 Tito Landrum, R OBP: 0.263, SLG: 0.269	K				FC1-5		FC3-6	1B	BB	2	0	1	0	1	1	0					
Michael LaValliere, L OBP: 0.313, SLG: 0.283 Alan Krivicky, R OBP: 0.373, SLG: 0.333 Andy Van Slyke, L OBP: 0.339, SLG: 0.400	3-1				1B		L7		BB	2	1	0	0	1	0	1					
Tim Conroy, L OBP: 0.238, SLG: 0.263 Ray Sofl, R	K				FC1-5		FC3-6		BB	3	0	0	0	0	1	3					
Tom Lawless, R OBP: 0.299, SLG: 0.308 Steve Lake, R OBP: 0.455, SLG: 0.476					1B		1-2	BB	1B	1	0	0	0	0	0	0					
Inning Stats	R: 0 E: 0 K: 2 S: 7	H: 0 LOB: 0 BB: 0 P: 7	R: 1 E: 0 K: 2 S: 8	H: 1 LOB: 0 BB: 0 P: 8	R: 0 E: 0 K: 1 S: 6	H: 1 LOB: 1 BB: 0 P: 6	R: 0 E: 0 K: 1 S: 6	H: 1 LOB: 1 BB: 0 P: 6	R: 1 E: 0 K: 0 S: 4	H: 1 LOB: 2 BB: 2 P: 12	R: 0 E: 0 K: 0 S: 4	H: 1 LOB: 1 BB: 0 P: 4	R: 0 E: 0 K: 0 S: 4	H: 1 LOB: 1 BB: 0 P: 4	R: 1 E: 1 K: 0 S: 5	H: 2 LOB: 3 BB: 1 P: 9	1B: 6 2B: 1 3B: 0 HR: 1	SF: 0 SAC: 0 DP: 0 HBP: 0	WP: 0 PB: 0 SB: 0 CS: 1	PA: 38	
PITCHER	IP	WLS	BF	H	R	ER	SO	BB	IBB	HBP	BLK	WP	HR	S	P	ERA	WHIP				
Ron Darling, R ERA: 2.8	7.0		28	5	2	2	8	2	0	0	0	0	1	42	50	2.57	1.000				
Jesse Orosco, L ERA: 2.53	1.1		9	3	1	0	0	1	0	0	0	0	0	8	12	0.00	3.000				
Roger McDowell, R ERA: 2.37	0.2	W	1	0	0	0	0	0	0	0	0	0	0	1	1	0.00	0.000				

St. Louis Cardinals @ New York Mets
Shea Stadium, Flushing, NY
Thu Aug 14 1986, 3:33 AM EDT
Unknown

AB 35
R 3
H 8
RBI 2
BB 3
SO 8
LOB 19



Batter	1	2	3	4	5	6	7	8	9	AB	R	H	RBI	BB	SO	LOB	BOTTOM					
Mookie Wilson, S OBP: 0.359, SLG: 0.475	K		G3		8-5		HR		1B	4	2	2	0	1	1	1						
Kevin Mitchell, R OBP: 0.375, SLG: 0.530	L3		K		K		HR		1B	5	1	2	3	0	2	1						
Keith Hernandez, L OBP: 0.393, SLG: 0.435			G3			1B			1B	2	0	1	0	2	0	1						
Gary Carter, R OBP: 0.339, SLG: 0.432	P6		F9			1B	5-3			4	0	1	0	0	0	3						
Darryl Strawberry, L OBP: 0.368, SLG: 0.508		F8		K		3		L4		4	0	0	0	0	1	2						
Ray Knight, R OBP: 0.353, SLG: 0.434		2B		K				F9		3	1	1	0	1	1	0						
Tim Teufel, R OBP: 0.313, SLG: 0.348 Roger McDowell, R OBP: 0.400, SLG: 0.357		2B				5-3		K		4	0	2	0	0	1	2						
Rafael Santana, R OBP: 0.263, SLG: 0.218		FC6-5-6		G3			P4		1B	4	0	1	1	0	0	2						
Ron Darling, R OBP: 0.111, SLG: 0.098 Lee Mazzilli, S OBP: 0.385, SLG: 0.317 Jesse Orosco, R	K						K		B5-3	2	0	1	0	0	1	1						
Wally Backman, S OBP: 0.373, SLG: 0.379					8-5					1	0	0	0	0	0	1						
Inning Stats	R: 0 E: 0 K: 1 S: 5	H: 0 LOB: 1 BB: 1 P: 9	R: 1 E: 0 K: 1 S: 7	H: 2 LOB: 1 BB: 0 P: 7	R: 0 E: 0 K: 1 S: 5	H: 0 LOB: 1 BB: 1 P: 9	R: 0 E: 0 K: 2 S: 8	H: 1 LOB: 1 BB: 0 P: 8	R: 0 E: 0 K: 1 S: 5	H: 1 LOB: 0 BB: 0 P: 5	R: 0 E: 0 K: 0 S: 3	H: 1 LOB: 2 BB: 2 P: 11	R: 2 E: 0 K: 1 S: 8	H: 3 LOB: 1 BB: 0 P: 8	R: 0 E: 0 K: 1 S: 5	H: 0 LOB: 0 BB: 0 P: 5	R: 1 E: 0 K: 0 S: 4	H: 3 LOB: 1 BB: 0 P: 4	1B: 6 2B: 6 3B: 0 HR: 1	SF: 0 SAC: 0 DP: 2 HBP: 0	WP: 0 PB: 0 SB: 1 CS: 0	PA: 38
PITCHER	IP	WLS	BF	H	R	ER	SO	BB	IBB	HBP	BLK	WP	HR	S	P	ERA	WHIP					
Tim Conroy, L ERA: 5.14	6.2		30	8	3	3	7	4	0	0	0	0	0	40	56	4.05	1.800					
Ray Sofl, R ERA: 1.54	1.1		4	0	0	0	1	0	0	0	0	0	0	6	6	0.00	0.000					
Todd Worrell, R ERA: 1.51	0.2	L	4	3	1	1	0	0	0	0	0	0	0	4	4	13.50	4.500					

St. Louis Cardinals @ New York Mets
Shea Stadium, Flushing, NY
Thu Aug 14 1986, 3:33 AM EDT
Unknown

AB 34
R 4
H 11
RBI 4
BB 4
SO 8
LOB 14



Batter	1	2	3	4	5	6	7	8	9	AB	R	H	RBI	BB	SO	LOB	TOP			
Vince Coleman, S OBP: 0.324, SLG: 0.309	0-0 1B		0-3 K		0-0 1-3		0-0 FC6-4			4	0	1	0	0	1	1				
John Morris, L OBP: 0.400, SLG: 0.346	0-0 3B 1B		0-0 CS 1B		0-0 L7			0-0 FC3-6 1B		4	1	3	0	0	0	0				
Tom Herr, S OBP: 0.323, SLG: 0.307	0-0 HR 3B		0-0 F5			0-3 K		0-0 FC3-6 6-3		4	1	1	1	0	1	2				
Andy Van Slyke, L OBP: 0.341, SLG: 0.421	0-0 HR			0-0 FC 3B		0-0 4-3		0-0 6-3		4	2	2	2	0	0	1				
Terry Pendleton, S OBP: 0.281, SLG: 0.301	0-3 K		0-3 FC FC6		0-0 4-3			0-3 K		4	0	0	1	0	2	1				
Clint Hurdle, L OBP: 0.305, SLG: 0.289	0-0 4-3		0-0 F7				0-0 4-3		0-0 BB	3	0	0	0	1	0	1				
José Oquendo, S OBP: 0.391, SLG: 0.376		0-0 6-3		0-0 FC6		0-0 E 2B		0-3 K		4	1	1	0	0	1	2	AB 35			
Steve Lake, R OBP: 0.423, SLG: 0.440	0-0 F7		0-0 F4			0-0 E8 FC6-4 1B		0-0 F8		4	0	1	0	0	0	2	R 5			
Ricky Horton, L OBP: 0.167, SLG: 0.091	0-0 L7				0-0 F7			0-0 1-3		3	0	0	0	0	1	1	H 9			
Pat Perry, L (8, 1)										1	0	0	0	0	0	1	RBI 4			
Inning Stats	R: 3 E: 0 K: 1 S: 8	H: 4 LOB: 0 BB: 0 P: 8	R: 0 E: 0 K: 0 S: 3	H: 0 LOB: 0 BB: 0 P: 3	R: 0 E: 0 K: 1 S: 5	H: 1 LOB: 1 BB: 0 P: 5	R: 1 E: 0 K: 0 S: 5	H: 1 LOB: 0 BB: 0 P: 5	R: 0 E: 0 K: 1 S: 5	H: 0 LOB: 0 BB: 0 P: 3	R: 0 E: 0 K: 1 S: 7	H: 2 LOB: 1 BB: 0 P: 7	R: 0 E: 0 K: 1 S: 6	H: 1 LOB: 1 BB: 0 P: 6	R: 0 E: 0 K: 1 S: 5	H: 0 LOB: 1 BB: 1 P: 9	1B: 5 2B: 1 3B: 2 HR: 1	SF: 0 SAC: 0 DP: 0 HBP: 0	WP: 0 PB: 0 SB: 0 CS: 1	PA: 36
PITCHER	IP WLS BF H R ER SO BB IBB HBP BLK WP HR S P ERA WHIP																			
Rick Anderson, R ERA: 2.43	(1, 1) 6.0 L 23 6 4 4 3 0 0 0 0 0 0 1 29 29 6.00 1.000																			
Doug Sisk, R ERA: 2.75	(7, 1) 2.0 9 3 1 0 2 0 0 0 0 0 0 0 13 13 0.00 1.500																			
Randy Myers, L ERA: 2.08	(9, 1) 1.0 4 0 0 0 0 1 1 0 0 0 0 0 0 5 9 0.00 1.000																			

St. Louis Cardinals @ New York Mets
Shea Stadium, Flushing, NY
Thu Aug 14 1986, 7:05 PM EDT
Att: 48,949 - Unknown

AB 35
R 5
H 9
RBI 4
BB 1
SO 6
LOB 12



Batter	1	2	3	4	5	6	7	8	9	AB	R	H	RBI	BB	SO	LOB	BOTTOM					
Lenny Dykstra, L OBP: 0.395, SLG: 0.487	0-3 K		0-0 4-3			0-3 K		0-0 1-3		4	0	0	0	0	2	1						
Mookie Wilson, S OBP: 0.354, SLG: 0.467	0-0 L4		0-0 4-3			0-0 F6			0-0 5-3	4	0	0	0	0	0	0						
Keith Hernandez, L OBP: 0.393, SLG: 0.434	0-0 BB 1B			0-3 K			0-3 K		0-3 K	3	0	1	0	0	2	0						
Lee Mazzilli, S OBP: 0.382, SLG: 0.314										1	0	0	0	0	1	0						
Kevin Mitchell, R OBP: 0.377, SLG: 0.532	4-0 BB BB			0-0 F8		0-0 F8		0-0 1B 2B		3	1	1	0	1	0	0						
Ray Knight, R OBP: 0.350, SLG: 0.431	0-0 F5			0-0 1-3			0-0 6-3			3	0	0	0	0	0	3						
Tim Lincecum, R OBP: 0.313, SLG: 0.347		0-0 5-3			0-0 4-3		0-0 2H 1B			3	0	1	1	0	0	0						
Ed Hearn, R OBP: 0.355, SLG: 0.493		0-0 6-3			0-3 K		0-0 G3			3	0	0	0	0	1	1	AB 29					
Rafael Santana, R OBP: 0.260, SLG: 0.216		0-0 F2			0-3 K			0-0 5-3		3	0	0	0	0	1	0	R 1					
Rick Anderson, R OBP: 0.111, SLG: 0.111																	H 3					
Howard Johnson, S OBP: 0.356, SLG: 0.497			0-0 L9														RBI 1					
Doug Sisk, R																	BB 2					
Wally Backman, S OBP: 0.375, SLG: 0.379																	SO 7					
Randy Myers, L																	LOB 5					
Inning Stats	R: 0 E: 0 K: 1 S: 6	H: 1 LOB: 2 BB: 1 P: 10	R: 0 E: 0 K: 0 S: 3	H: 0 LOB: 0 BB: 0 P: 3	R: 0 E: 0 K: 0 S: 3	H: 0 LOB: 0 BB: 0 P: 3	R: 0 E: 0 K: 1 S: 5	H: 0 LOB: 0 BB: 0 P: 5	R: 0 E: 0 K: 2 S: 7	H: 0 LOB: 0 BB: 0 P: 7	R: 0 E: 0 K: 1 S: 5	H: 0 LOB: 0 BB: 0 P: 5	R: 1 E: 0 K: 1 S: 7	H: 2 LOB: 1 BB: 0 P: 7	R: 0 E: 0 K: 0 S: 2	H: 0 LOB: 0 BB: 1 P: 6	R: 0 E: 0 K: 1 S: 5	H: 0 LOB: 0 BB: 0 P: 5	1B: 2 2B: 2 3B: 0 HR: 0	SF: 0 SAC: 0 DP: 1 HBP: 0	WP: 0 PB: 0 SB: 0 CS: 0	PA: 31
PITCHER	IP WLS BF H R ER SO BB IBB HBP BLK WP HR S P ERA WHIP																					
Ricky Horton, L ERA: 2.36	(1, 1) 7.0 W 25 3 1 1 6 1 0 0 0 0 0 0 0 36 40 1.29 0.571																					
Pat Perry, L ERA: 4.17	(8, 1) 2.0 6 0 0 0 0 1 1 0 0 0 0 0 0 7 11 0.00 0.500																					

St. Louis Cardinals @ New York Mets
Shea Stadium, Flushing, NY
Thu Aug 14 1986, 7:05 PM EDT
Att: 48,949 - Unknown

AB 29
R 1
H 3
RBI 1
BB 2
SO 7
LOB 5



Batter	1	2	3	4	5	6	7	8	9	10	AB	R	H	RBI	BB	SO	LOB	TOP							
Vince Coleman, S (1, 8) OBP: 0.321, SLG: 0.306	G3	K			K		1-3		FC6-4		5	0	0	0	0	2	4								
Ozzie Smith, S (1, 6) OBP: 0.376, SLG: 0.340	2B		F9		6-3			BB		FC6-4	3	1	1	0	2	0	0								
Tom Herr, S (1, 4) OBP: 0.324, SLG: 0.309	2B		K			F8		BB		FC6-4	4	1	1	1	1	1	1								
Alan Knicely, R (1, 3) OBP: 0.359, SLG: 0.317	L8		F9				5-3			F8	3	0	0	0	0	0	1								
Andy Van Slyke, L (8, PH) OBP: 0.339, SLG: 0.418								K			2	0	0	0	0	1	3								
Terry Pendleton, S (1, 5) OBP: 0.282, SLG: 0.299	FC4-6				5-3		L8		F3		3	1	0	0	2	0	2								
Tito Landrum, R (1, 9) OBP: 0.261, SLG: 0.267	FC4-6		F9					K		6-3	5	1	1	0	0	1	4								
Tom Lawless, R (1, 7) OBP: 0.333, SLG: 0.357		S			E		2B		FC6-4	E9	2	0	2	0	1	0	0								
John Morris, L (7, 9) OBP: 0.438, SLG: 0.393		BB			S		1B			1B	2	0	2	2	0	0	0								
Steve Lake, R (1, 2) OBP: 0.387, SLG: 0.433		K			F4			F2		F9	5	0	1	0	0	1	4								
Bob Forsch, R (1, 1) OBP: 0.158, SLG: 0.316											3	0	0	0	0	3	3								
José Oquendo, S (9, PH) OBP: 0.388, SLG: 0.373		K									1	0	0	0	0	0	1								
Pat Perry, L (9, 1)											0	0	0	0	0	0	0								
Todd Worrell, R (10, 1) OBP: 0.167, SLG: 0.500											0	0	0	0	0	0	0								
Inning Stats	R: 1 E: 0 K: 0 S: 5	H: 2 LOB: 2 BB: 1 P: 9	R: 0 E: 0 K: 3 S: 9	H: 0 LOB: 1 BB: 1 P: 13	R: 0 E: 0 K: 1 S: 5	H: 0 LOB: 0 BB: 0 P: 5	R: 0 E: 0 K: 0 S: 4	H: 1 LOB: 1 BB: 0 P: 4	R: 0 E: 0 K: 2 S: 7	H: 0 LOB: 0 BB: 0 P: 7	R: 0 E: 0 K: 0 S: 3	H: 2 LOB: 2 BB: 0 P: 9	R: 0 E: 0 K: 1 S: 5	H: 0 LOB: 2 BB: 2 P: 13	R: 0 E: 0 K: 0 S: 4	H: 1 LOB: 1 BB: 0 P: 4	R: 3 E: 1 K: 0 S: 5	H: 2 LOB: 1 BB: 2 P: 13	1B: 6 2B: 2 3B: 0 HR: 0	SF: 0 SAC: 0 DP: 0 HBP: 0	WP: 0 PB: 0 SB: 2 CS: 0	PA: 44			
PITCHER	IP	WLS	BF	H	R	ER	SO	BB	IBB	HBP	BLK	WP	HR	S	P	ERA	WHIP								
Sid Fernandez, L (1, 1) ERA: 3.27	7.0		28	5	1	1	8	2	0	0	0	0	0	42	50	1.29	1.000								
Doug Sisk, R (8, 1) ERA: 2.76	0.0	2	0	0	0	0	0	2	0	0	0	0	0	0	8	∞	∞								
Jesse Orosco, L (8, 1) ERA: 2.82	3.0	L	14	3	3	2	1	2	0	0	0	0	0	14	22	6.00	1.667								

St. Louis Cardinals @ New York Mets
Shea Stadium, Flushing, NY
Fri Aug 15 1986, 7:05 PM EDT
Att: 46,780 - Unknown

AB 38
R 4
H 8
RBI 3
BB 6
SO 9
LOB 23



Batter	1	2	3	4	5	6	7	8	9	10	AB	R	H	RBI	BB	SO	LOB	BOTTOM							
Lenny Dykstra, L (1, 8) OBP: 0.389, SLG: 0.479	G3		F9		4-3					FC6-5	5	0	0	0	0	0	2								
Wally Backman, S (1, 4) OBP: 0.379, SLG: 0.383	BB		4-3			F1					5	0	3	0	0	0	0								
Keith Hernandez, L (1, 3) OBP: 0.395, SLG: 0.434	BB							CS			3	0	1	0	2	0	3								
Gary Carter, R (1, 2) OBP: 0.335, SLG: 0.427	G5-3		FC5-4			BB					5	0	0	0	0	1	6								
Darryl Strawberry, L (1, 9) OBP: 0.395, SLG: 0.501		F7			L3						4	0	0	0	0	0	1								
Danny Heep, L (1, 7) OBP: 0.387, SLG: 0.406											3	0	1	0	0	0	0								
Kevin Mitchell, R (9, PH) OBP: 0.376, SLG: 0.529		1B			1-3						1	0	0	0	0	0	0								
Howard Johnson, S (1, 5) OBP: 0.348, SLG: 0.484					4-3						4	0	0	0	0	1	1								
Rafael Santana, R (1, 6) OBP: 0.267, SLG: 0.231											4	2	3	0	0	0	0								
Sid Fernandez, L (1, 1) OBP: 0.208, SLG: 0.216											2	0	0	0	0	2	2								
Lee Mazzilli, S (7, PH) OBP: 0.356, SLG: 0.320											1	0	1	1	0	0	0								
Doug Sisk, R (8, 1)											0	0	0	0	0	0	0								
Jesse Orosco, R (8, 1)											0	0	0	0	0	0	0								
Mookie Wilson, S (10, PH) OBP: 0.356, SLG: 0.473											1	0	1	1	0	0	0								
Inning Stats	R: 0 E: 0 K: 0 S: 3	H: 1 LOB: 1 BB: 1 P: 7	R: 0 E: 0 K: 2 S: 9	H: 2 LOB: 2 BB: 0 P: 9	R: 0 E: 0 K: 0 S: 4	H: 1 LOB: 1 BB: 0 P: 4	R: 0 E: 0 K: 0 S: 3	H: 0 LOB: 0 BB: 0 P: 3	R: 0 E: 0 K: 1 S: 5	H: 0 LOB: 1 BB: 1 P: 9	R: 0 E: 0 K: 0 S: 3	H: 1 LOB: 0 BB: 0 P: 3	R: 0 E: 0 K: 0 S: 3	H: 0 LOB: 0 BB: 0 P: 3	R: 1 E: 0 K: 0 S: 6	H: 3 LOB: 2 BB: 0 P: 6	1B: 7 2B: 3 3B: 0 HR: 0	SF: 0 SAC: 0 DP: 1 HBP: 0	WP: 0 PB: 0 SB: 0 CS: 1	PA: 40					
PITCHER	IP	WLS	BF	H	R	ER	SO	BB	IBB	HBP	BLK	WP	HR	S	P	ERA	WHIP								
Bob Forsch, R (1, 1) ERA: 2.65	8.0		31	7	1	1	4	2	0	0	0	0	0	37	45	1.12	1.125								
Pat Perry, L (9, 1) ERA: 4.09	1.0	W	3	0	0	0	0	0	0	0	0	0	0	3	3	0.00	0.000								
Todd Worrell, R (10, 1) ERA: 1.6	1.0	S	6	3	1	1	0	0	0	0	0	0	0	6	6	9.00	3.000								

St. Louis Cardinals @ New York Mets
Shea Stadium, Flushing, NY
Fri Aug 15 1986, 7:05 PM EDT
Att: 46,780 - Unknown


AB 38
R 2
H 10
RBI 2
BB 2
SO 4
LOB 15



Batter	1	2	3	4	5	6	7	8	9	10	11	AB	R	H	RBI	BB	SO	LOB	TOP			
Ozzie Smith, S OBP: 0.374, SLG: 0.336 (1, 6)	3-1		G3				F8			G1		4	0	0	0	1	0	3				
Curt Ford, L OBP: 0.322, SLG: 0.380 (1, 7)	F7			K	F7		F2			4-3		5	0	0	0	0	1	5				
Tom Herr, S OBP: 0.325, SLG: 0.312 (1, 4)	1-3				FC6-4 1B					1-3		5	0	2	0	0	1	0				
Andy Van Slyke, L OBP: 0.333, SLG: 0.410 (7, 3)		L4			FC6-4 1-2		F3			L6		5	0	0	0	0	0	2				
Terry Pendleton, S OBP: 0.283, SLG: 0.299 (1, 5)	F4				F8		6-3					4	1	1	0	1	0	2				
John Morris, L OBP: 0.405, SLG: 0.424 (1, 9)	F7						L5			4-3		5	1	1	1	0	0	2				
Clint Hurdle, L OBP: 0.318, SLG: 0.295 Vince Coleman, S OBP: 0.320, SLG: 0.304 (7, 8)					FC3-6 1B		SH5-4 BB			F1		1	0	1	0	1	0	0				
Michael LaValliere, L OBP: 0.318, SLG: 0.287 Tom Lawless, R OBP: 0.333, SLG: 0.357 Steve Lake, R OBP: 0.387, SLG: 0.433 (11, 2)					FC3-6 1-2		SH5-4 BB			4-3		4	0	1	1	1	0	2				
Greg Mathews, R OBP: 0.063, SLG: 0.033 José Oquendo, S OBP: 0.385, SLG: 0.369 Pat Perry, L OBP: 0.167, SLG: 0.500 (11, 1)					F3		SH5-4 BB			4-3		2	0	0	0	0	0	1				
							1-2 2-3			4-3		0	0	0	0	0	0	0				
Inning Stats	R: 0 E: 0 K: 0 S: 3	H: 0 LOB: 0 BB: 0 P: 3	R: 0 E: 0 K: 0 S: 3	H: 0 LOB: 0 BB: 0 P: 3	R: 0 E: 0 K: 0 S: 4	H: 1 LOB: 1 BB: 0 P: 4	R: 0 E: 0 K: 1 S: 6	H: 1 LOB: 1 BB: 0 P: 6	R: 0 E: 0 K: 0 S: 3	H: 0 LOB: 3 BB: 3 P: 15	R: 0 E: 0 K: 1 S: 4	H: 1 LOB: 1 BB: 1 P: 4	R: 0 E: 0 K: 1 S: 5	H: 0 LOB: 1 BB: 1 P: 9	R: 0 E: 0 K: 0 S: 3	H: 0 LOB: 0 BB: 0 P: 3	R: 0 E: 0 K: 0 S: 3	H: 0 LOB: 1 BB: 0 P: 6	1B: 3 2B: 2 3B: 1 HR: 0	SF: 0 SAC: 2 DP: 0 HBP: 1	WP: 0 PB: 0 SB: 2 CS: 0	PA: 45
PITCHER	IP WLS BF H R ER SO BB IBB HBP BLK WP HR S P ERA WHIP																					
Dwight Gooden, R ERA: 3.01 Roger McDowell, R ERA: 2.48 (1, 1) (9, 1)	3.0 L 12 2 2 2 0 0 0 0 0 0 0 12 12 6.00 0.667																					

St. Louis Cardinals @ New York Mets
Shea Stadium, Flushing, NY
Sat Aug 16 1986, 3:33 AM EDT
Att: 44,873 - Unknown


livebaseballscores.com
AB 38
R 3
H 6
RBI 3
BB 4
SO 2
LOB 18



Batter	1	2	3	4	5	6	7	8	9	10	11	AB	R	H	RBI	BB	SO	LOB	BOTTOM					
Mookie Wilson, S OBP: 0.362, SLG: 0.476 Roger McDowell, R OBP: 0.400, SLG: 0.357 Wally Backman, S OBP: 0.381, SLG: 0.383 (1, 8) (9, 1) (11, PH)	E S 1B					WP SH1-3 1B				5-3		3	0	2	0	1	0	0						
Tim Teufel, R OBP: 0.312, SLG: 0.345 Howard Johnson, S OBP: 0.348, SLG: 0.484 (1, 4) (11, PR)	E3 G6-4-3				5-3	SH1-3 1-2				5-3		4	0	1	0	0	0	2						
Kevin Mitchell, R OBP: 0.389, SLG: 0.519 (1, 7)	F3					K						5	0	0	0	0	2	5						
Gary Carter, R OBP: 0.334, SLG: 0.426 Lee Mazzilli, S OBP: 0.362, SLG: 0.346 (1, 3) (4, 3)	G6-4-3 1-2					K						1	0	0	0	0	0	2						
Darryl Strawberry, L OBP: 0.360, SLG: 0.494 (1, 9)		F2				4-3						5	0	0	0	0	2	2						
Ray Knight, R OBP: 0.351, SLG: 0.431 (1, 5)		F8										4	0	2	0	0	0	0						
Ed Hearn, R OBP: 0.338, SLG: 0.466 (1, 2)		F8										4	0	0	0	0	0	2						
Rafael Santana, R OBP: 0.263, SLG: 0.228 (1, 6)						F4				FC6-4 1B		4	0	0	0	0	0	2						
Dwight Gooden, R OBP: 0.115, SLG: 0.119 Lenny Dykstra, L OBP: 0.387, SLG: 0.476 (1, 1) (8, PH) (9, 8)						F9				5-3		2	0	0	0	0	0	1						
												2	0	0	0	0	1	0						
Inning Stats	R: 0 E: 1 K: 0 S: 4	H: 1 LOB: 1 BB: 0 P: 4	R: 0 E: 0 K: 0 S: 3	H: 0 LOB: 0 BB: 0 P: 3	R: 0 E: 0 K: 0 S: 3	H: 0 LOB: 0 BB: 1 P: 7	R: 0 E: 0 K: 2 S: 7	H: 0 LOB: 0 BB: 0 P: 7	R: 0 E: 0 K: 0 S: 4	H: 1 LOB: 1 BB: 0 P: 6	R: 0 E: 0 K: 1 S: 5	H: 1 LOB: 1 BB: 0 P: 4	R: 0 E: 0 K: 1 S: 5	H: 0 LOB: 0 BB: 0 P: 5	R: 1 E: 0 K: 1 S: 6	H: 1 LOB: 0 BB: 0 P: 6	R: 0 E: 0 K: 0 S: 3	H: 0 LOB: 0 BB: 0 P: 3	R: 0 E: 0 K: 1 S: 6	H: 1 LOB: 2 BB: 1 P: 10	1B: 5 2B: 0 3B: 0 HR: 1	SF: 0 SAC: 1 DP: 1 HBP: 0	WP: 1 PB: 0 SB: 1 CS: 0	PA: 41
PITCHER	IP WLS BF H R ER SO BB IBB HBP BLK WP HR S P ERA WHIP																							
Greg Mathews, L ERA: 3.13 Pat Perry, L ERA: 4.09 Todd Worrell, R ERA: 1.58 (1, 1) (11, 1) (11, 1)	0.0 0.0 1.0 S 3	2 1 0 0 0	5 1 0 0 1	0 0 0 0 0	0 0 0 0 0	0 0 0 0 0	0 0 0 0 0	0 0 0 0 0	0 0 0 0 0	0 0 0 0 0	0 0 0 0 0	0 0 0 0 0	0 0 0 0 0	0 0 0 0 0	0 0 0 0 0	0 0 0 0 0	0 0 0 0 0	0 0 0 0 0	0.00 0.000	0.00 0.600	∞ ∞	0.00 0.000		

St. Louis Cardinals @ New York Mets
Shea Stadium, Flushing, NY
Sat Aug 16 1986, 3:33 AM EDT
Att: 44,873 - Unknown

livebaseballscores.com
AB 38
R 1
H 6
RBI 1
BB 2
SO 6
LOB 19



Batter	1	2	3	4	5	6	7	8	9	AB	R	H	RBI	BB	SO	LOB	TOP										
Vince Coleman, S (1, 8) OBP: 0.319, SLG: 0.304	4-3		G3-6-3 1B		F4		G3			4	0	1	0	0	0	3											
Ozzie Smith, S (1, 6) OBP: 0.371, SLG: 0.332	F7		G3-6-3 1-2			1-3		F8		4	0	0	0	0	0	1											
Tom Herr, S (1, 4) OBP: 0.326, SLG: 0.315	2B			1B BB		F7		F8		3	2	1	0	1	0	0											
Andy Van Slyke, L (1, 3) OBP: 0.339, SLG: 0.423	2B			1B		4-3		2B		4	0	3	1	0	0	0											
Terry Pendleton, S (1, 5) OBP: 0.283, SLG: 0.298	F7			K			BB 4-3 1B	4-3		4	0	1	0	0	1	4											
John Morris, L (1, 9)		4-3		IBB			F9		K	3	0	0	0	1	1	1											
Curt Ford, L (1, 7) Tito Landrum, R (9, PH) OBP: 0.260, SLG: 0.265	F9		SF8-3-5		4-3		4-3		K	2	0	0	1	0	0	1											
Michael LaValliere, L (1, 2) OBP: 0.314, SLG: 0.283	3-1				1-3		BB IBB		K	3	0	0	0	1	1	0											
John Tudor, L (1, 1) Ray Sof, R (8, 1) Pat Perry, L (9, 1)			F8		4-3		1-2 2-3 BB			2	0	0	0	1	0	0											
Inning Stats	R: 1 E: 0 K: 0 S: 5	H: 2 LOB: 1 BB: 0 P: 5	R: 0 E: 0 K: 0 S: 3	H: 0 LOB: 0 BB: 0 P: 3	R: 0 E: 0 K: 0 S: 3	H: 1 LOB: 1 BB: 0 P: 3	R: 1 E: 0 K: 1 S: 5	H: 1 LOB: 1 BB: 2 P: 13	R: 0 E: 0 K: 0 S: 3	H: 0 LOB: 0 BB: 0 P: 3	R: 0 E: 0 K: 0 S: 4	H: 1 LOB: 3 BB: 2 P: 12	R: 0 E: 0 K: 0 S: 4	H: 1 LOB: 1 BB: 0 P: 4	R: 0 E: 0 K: 3 S: 9	H: 0 LOB: 0 BB: 0 P: 9	1B: 3 2B: 4 3B: 0 HR: 0	SF: 1 SAC: 0 DP: 2 HBP: 0	WP: 0 PB: 0 SB: 1 CS: 0	PA: 35							
PITCHER	IP	WLS	BF	H	R	ER	SO	BB	IBB	HBP	BLK	WP	HR	S	P	ERA	WHIP										
Rick Aguilera, R (1, 1) ERA: 3.92	1.1	L	6	2	1	1	0	0	0	0	0	0	0	6	6	6.75	1.500										
Rick Anderson, R (2, 1) ERA: 2.43	3.2		13	2	1	1	1	1	1	0	0	0	0	13	21	2.46	0.818										
Doug Sisk, R (6, 1) ERA: 2.65	2.0		9	1	0	0	0	1	1	0	0	0	0	7	15	0.00	1.000										
Jesse Orosco, L (8, 1) ERA: 2.72	2.0		7	1	0	0	3	0	0	0	0	0	0	13	13	0.00	0.500										

St. Louis Cardinals @ New York Mets
Shea Stadium, Flushing, NY
Sun Aug 17 1986, 3:33 AM EDT
Unknown

AB 30
R 2
H 6
RBI 2
BB 4
SO 4
LOB 10



Batter	1	2	3	4	5	6	7	8	9	AB	R	H	RBI	BB	SO	LOB	BOTTOM										
Mookie Wilson, S (1, 8) OBP: 0.359, SLG: 0.470	CS 1B		K		F6		F7		F8	5	0	1	0	0	1	1											
Lee Mazzilli, S (1, 7) OBP: 0.379, SLG: 0.342 Danny Heep, L (8, 7) OBP: 0.387, SLG: 0.406	K		1B		F3		F6			4	0	1	0	0	1	1											
Keith Hernandez, L (1, 3) OBP: 0.396, SLG: 0.433	6-3		L6			BB SF8 1B BB		1-3 F7 1B		3	1	1	0	1	0	1											
Kevin Mitchell, R (1, 9) OBP: 0.369, SLG: 0.516 Darryl Strawberry, L (8, PH) OBP: 0.359, SLG: 0.493	F2		K			F5 BB 1B		F7		3	0	1	0	0	1	1											
Ray Knight, R (1, 5) OBP: 0.353, SLG: 0.431	F8				1B	1-2 2-3 BB		1-3		3	0	1	0	1	0	1											
Tim Lincecum, R (1, 4) OBP: 0.315, SLG: 0.347	BB 1B BB				WP 1B	SF8		1-3		2	0	1	1	1	0	1											
Ed Hearn, R (1, 2) OBP: 0.333, SLG: 0.455	BB 1B				6-3	3-H F5		L3		4	0	1	0	0	0	3											
Rafael Santana, R (1, 6) OBP: 0.266, SLG: 0.229	1-2 2-3 BB				K	4-3		1B		3	0	1	0	1	1	3											
Rick Aguilera, R (1, 1) OBP: 0.256, SLG: 0.351 Rick Anderson, R (2, 1) OBP: 0.105, SLG: 0.100 Lenny Dykstra, L (5, PH) OBP: 0.346, SLG: 0.475 Doug Sisk, R (6, 1) Wally Backman, S (7, PH) OBP: 0.389, SLG: 0.382 Jesse Orosco, R (8, 1) Howard Johnson, S (9, PH) OBP: 0.346, SLG: 0.441	K				F9		F4		F8	0	0	0	0	0	0	0											
Inning Stats	R: 0 E: 0 K: 1 S: 5	H: 1 LOB: 3 BB: 2 P: 14	R: 0 E: 0 K: 2 S: 8	H: 1 LOB: 1 BB: 0 P: 8	R: 0 E: 0 K: 1 S: 6	H: 2 LOB: 1 BB: 0 P: 6	R: 0 E: 0 K: 0 S: 3	H: 0 LOB: 0 BB: 0 P: 3	R: 1 E: 0 K: 0 S: 4	H: 1 LOB: 2 BB: 2 P: 12	R: 0 E: 0 K: 0 S: 3	H: 0 LOB: 0 BB: 0 P: 3	R: 0 E: 0 K: 0 S: 4	H: 1 LOB: 1 BB: 0 P: 4	R: 0 E: 0 K: 0 S: 4	H: 1 LOB: 1 BB: 0 P: 4	1B: 8 2B: 0 3B: 0 HR: 0	SF: 1 SAC: 0 DP: 0 HBP: 0	WP: 1 PB: 0 SB: 0 CS: 1	PA: 37							
PITCHER	IP	WLS	BF	H	R	ER	SO	BB	IBB	HBP	BLK	WP	HR	S	P	ERA	WHIP										
John Tudor, L (1, 1) ERA: 2.99	7.0	W	30	7	1	1	5	4	0	0	0	0	0	36	52	1.29	1.571										
Ray Sof, R (8, 1) ERA: 1.38	1.1		5	1	0	0	0	0	0	0	0	0	0	5	5	0.00	0.750										
Pat Perry, L (9, 1) ERA: 4.03	0.2	S	2	0	0	0	0	0	0	0	0	0	0	2	2	0.00	0.000										

St. Louis Cardinals @ New York Mets
Shea Stadium, Flushing, NY
Sun Aug 17 1986, 3:33 AM EDT
Unknown


AB 32
R 1
H 8
RBI 1
BB 4
SO 5
LOB 17




Batter	1	2	3	4	5	6	7	8	9	AB	R	H	RBI	BB	SO	LOB	TOP											
Vince Coleman, S (1, 8) OBP: 0.319, SLG: 0.303 Ray Burris, R (8, 1) OBP: 0.148, SLG: 0.259	B5-3			K		G4-6-3 1B		G3		4	0	1	0	0	1	1	St. Louis Cardinals @ New York Mets Shea Stadium, Flushing, NY Sun Aug 17 1986, 3:38 AM EDT Att: 44,843 - Unknown											
Terry Pendleton, S (1, 5) OBP: 0.280, SLG: 0.296	6-3			4-3		G4-6-3 1B		5-3		4	0	0	0	0	0	3												
Tom Herr, S (1, 4) OBP: 0.323, SLG: 0.312	5-3			F8		F7			3-1	4	0	0	0	0	1													
Alan Kniceley, R (1, 3) OBP: 0.354, SLG: 0.313		6-3			E 1B	K			F6	4	1	1	0	0	1	0												
Tito Landrum, R (1, 7) OBP: 0.257, SLG: 0.262 Curt Ford, L (7, PH) OBP: 0.314, SLG: 0.371	F9			F8		F8			4-3	2	0	0	0	0	1	1												
Steve Lake, R (1, 2) OBP: 0.384, SLG: 0.438 Ozzie Smith, S (7, PH) OBP: 0.370, SLG: 0.332 Michael LaValliere, L (7, 2) OBP: 0.314, SLG: 0.283	5-3			E5 1B		F8				2	1	1	0	0	0	0												
John Morris, L (1, 9) OBP: 0.386, SLG: 0.385			6-3		L6-3 1B	4-3				3	0	1	2	0	1	1												
José Oquendo, S (1, 6) OBP: 0.375, SLG: 0.358		5-3		L6-3 1B				4-3		3	0	0	0	0	1	1												
Danny Cox, R (1, 1) OBP: 0.163, SLG: 0.171 Tom Lawless, R (6, PH) OBP: 0.355, SLG: 0.379 Ricky Horton, L (6, 1) OBP: 0.167, SLG: 0.091 Andy Van Slyke, L (8, PH) OBP: 0.341, SLG: 0.425			K			G4-6-3 1B				1	0	0	0	0	1	0												
Inning Stats	R: 0 E: 0 K: 0 S: 3	H: 0 LOB: 0 BB: 0 P: 3	R: 0 E: 0 K: 0 S: 3	H: 0 LOB: 0 BB: 0 P: 3	R: 0 E: 0 K: 1 S: 5	H: 0 LOB: 0 BB: 0 P: 5	R: 0 E: 0 K: 1 S: 5	H: 0 LOB: 0 BB: 0 P: 5	R: 2 E: 0 K: 0 S: 4	H: 3 LOB: 1 BB: 0 P: 4	R: 0 E: 0 K: 1 S: 6	H: 0 LOB: 1 BB: 0 P: 6	R: 0 E: 0 K: 0 S: 4	H: 1 LOB: 0 BB: 0 P: 4	R: 0 E: 0 K: 0 S: 3	H: 0 LOB: 0 BB: 0 P: 3		1B: 6 2B: 1 3B: 0 HR: 0	SF: 0 SAC: 0 DP: 2 HBP: 0	WP: 1 PB: 0 SB: 0 CS: 0	PA: 32							
PITCHER	IP	WLS	BF	H	R	ER	SO	BB	IBB	HBP	BLK	WP	HR	S	P	ERA		WHIP										
Randy Niemann, L (1, 1) ERA: 3.88 Roger McDowell, R (7, 1) ERA: 2.41	6.0	W	21	5	2	1	2	0	0	0	0	0	0	25	25	1.50		0.833										
Roger McDowell, R (7, 1) ERA: 2.41	3.0	S	11	1	0	0	1	0	0	0	0	1	0	13	13	0.00	0.333											

Batter	1	2	3	4	5	6	7	8	9	AB	R	H	RBI	BB	SO	LOB	BOTTOM											
Lenny Dykstra, L (1, 8) OBP: 0.384, SLG: 0.480	K		K		F9	F3		HR		5	1	1	3	0	2	3	St. Louis Cardinals @ New York Mets Shea Stadium, Flushing, NY Sun Aug 17 1986, 3:38 AM EDT Att: 44,843 - Unknown											
Wally Backman, S (1, 4) OBP: 0.383, SLG: 0.389	K		2B		E 1B	5-3		1B		5	1	3	1	0	1	0												
Keith Hernandez, L (1, 3) OBP: 0.394, SLG: 0.430	5-3		4-3		L9			G3-6-1 1B		5	0	1	0	0	0	5												
Darryl Strawberry, L (1, 9) OBP: 0.358, SLG: 0.488		4-3		HR BB	E8 2B	F8				3	1	0	0	1	0	2												
Danny Heep, L (1, 7) OBP: 0.392, SLG: 0.438 Mookie Wilson, S (7, PH) OBP: 0.361, SLG: 0.470		F8		HR	2B			BB		3	1	2	3	0	0	0												
Howard Johnson, S (1, 5) OBP: 0.346, SLG: 0.475 Ray Knight, R (7, PH) OBP: 0.352, SLG: 0.429		F7		4-3	4-3	7-4 BB		7-4 1B		2	0	0	0	1	0	0												
John Gibbons, R (1, 2) OBP: 0.500, SLG: 0.667			2B BB	K	K			HR 2B		3	2	1	0	1	2	3												
Rafael Santana, R (1, 6) OBP: 0.269, SLG: 0.230			2B 1B	F6		6-3		HR BB		3	1	1	0	1	0	0												
Randy Niemann, L (1, 1) OBP: 0.429, SLG: 0.333 Tim Teufel, R (6, PH) OBP: 0.318, SLG: 0.365 Roger McDowell, R (7, 1) OBP: 0.375, SLG: 0.333			K		E 1B	HR		K		2	1	1	1	0	0	0												
Inning Stats	R: 0 E: 0 K: 2 S: 7	H: 0 LOB: 0 BB: 0 P: 7	R: 0 E: 0 K: 0 S: 3	H: 0 LOB: 0 BB: 0 P: 3	R: 1 E: 0 K: 2 S: 9	H: 2 LOB: 2 BB: 1 P: 13	R: 2 E: 0 K: 1 S: 6	H: 1 LOB: 0 BB: 1 P: 10	R: 2 E: 1 K: 1 S: 9	H: 3 LOB: 3 BB: 1 P: 13	R: 1 E: 0 K: 0 S: 4	H: 1 LOB: 0 BB: 0 P: 4	R: 0 E: 0 K: 0 S: 3	H: 1 LOB: 1 BB: 1 P: 7	R: 3 E: 0 K: 1 S: 7	H: 3 LOB: 0 BB: 1 P: 11		1B: 5 2B: 4 3B: 0 HR: 3	SF: 0 SAC: 0 DP: 2 HBP: 0	WP: 0 PB: 0 SB: 0 CS: 0	PA: 39							
PITCHER	IP	WLS	BF	H	R	ER	SO	BB	IBB	HBP	BLK	WP	HR	S	P	ERA		WHIP										
Danny Cox, R (1, 1) ERA: 3.42 Ricky Horton, L (6, 1) ERA: 2.43 Ray Burris, R (8, 1) ERA: 5.71	5.0	L	25	6	5	3	6	2	1	0	0	0	1	7	11	4.50		1.500										
Ray Burris, R (8, 1) ERA: 5.71	1.0		6	3	3	3	1	1	0	0	0	0	1	7	11	27.00	4.000											

Batter	1	2	3	4	5	6	7	8	9	AB	R	H	RBI	BB	SO	LOB	TOP					
Lenny Dykstra, L OBP: 0.381, SLG: 0.474 (1, 8)	6-3 BB				B1-3	F9			F9	4	0	0	0	1	0	2	New York Mets @ Los Angeles Dodgers Dodger Stadium, Los Angeles, CA Mon Aug 18 1986, 7:05 PM PDT Att: 46,099 - Unknown					
Wally Backman, S OBP: 0.383, SLG: 0.393 (1, 4)	5-3 1B	K2-3			1B	K			1-3	5	2	2	0	0	2	4						
Keith Hernandez, L OBP: 0.394, SLG: 0.437 (1, 3)	5-3 1-2				HR	HR			K	5	2	2	2	0	1	1						
Darryl Strawberry, L OBP: 0.360, SLG: 0.497 (1, 9)	1B				4-3	HR			4-3	4	1	2	3	0	0	0						
Danny Heep, L OBP: 0.389, SLG: 0.433 Jesse Orosco, R (7, 1)	1B				F7	F8			3-1	4	0	1	0	0	0	0						
Kevin Mitchell, R OBP: 0.369, SLG: 0.516 (9, 7)	1-3 1B				F7	F8			3-1	0	0	0	0	0	0	0						
Howard Johnson, S OBP: 0.339, SLG: 0.464 (1, 5)	K				K	F9			3-1	0	0	0	0	0	2	2						
Ed Hearn, R OBP: 0.341, SLG: 0.457 (1, 2)		6-3			6-3	SH1-4 1B			FC6-4 1B	4	0	2	0	0	0	0						
Rafael Santana, R OBP: 0.267, SLG: 0.228 (1, 6)		E6 SH2-4			K	SH1-4			FC6-4	3	0	0	0	0	1	1						
Bob Ojeda, L OBP: 0.109, SLG: 0.109 (6, PH)		SH2-4			4-3				K	1	0	0	0	0	0	0						
Lee Mazzilli, S OBP: 0.383, SLG: 0.342 Doug Sisk, R (6, 1)										0	0	0	0	0	1	0						
Mookie Wilson, S OBP: 0.360, SLG: 0.468 Roger McDowell, R OBP: 0.375, SLG: 0.333 (9, 1)		1-2				BB				0	0	0	0	0	0	0						
Inning Stats	R: 1 E: 0 K: 1 S: 8	H: 3 LOB: 2 BB: 0 P: 8	R: 0 E: 1 K: 1 S: 6	H: 0 LOB: 2 BB: 1 P: 10	R: 1 E: 0 K: 1 S: 6	H: 1 LOB: 0 BB: 0 P: 6	R: 0 E: 0 K: 1 S: 5	H: 0 LOB: 0 BB: 0 P: 5	R: 3 E: 0 K: 0 S: 6	H: 3 LOB: 2 BB: 0 P: 6	R: 0 E: 0 K: 1 S: 6	H: 1 LOB: 1 BB: 1 P: 10	R: 0 E: 0 K: 0 S: 3	H: 0 LOB: 0 BB: 0 P: 3	R: 0 E: 0 K: 1 S: 6	H: 1 LOB: 1 BB: 0 P: 6	1B: 6 2B: 1 3B: 0 HR: 2	SF: 0 SAC: 2 DP: 0 HBP: 0	WP: 0 PB: 0 SB: 0 CS: 0	PA: 39		
PITCHER	IP WLS BF H R ER SO BB IBB HBP BLK WP HR S P ERA WHIP																					
Orel Hershiser, R ERA: 3.83 (1, 1)	5.0 L 24 7 5 5 4 1 0 0 0 0 0 2 31 35 9.00 1.600																					
Alejandro Pena, R ERA: 4.95 (6, 1)	0.1 3 1 0 0 0 1 0 0 0 0 0 0 2 6 0.00 6.000																					
Ed Vande Berg, L ERA: 3.15 (6, 1)	0.2 2 0 0 0 1 0 0 0 0 0 0 0 4 4 0.00 0.000																					
Tom Niedenfuer, R ERA: 3.07 (7, 1)	1.1 5 1 0 0 0 0 0 0 0 0 0 0 5 5 0.00 0.750																					
Ken Howell, R ERA: 3.65 (8, 1)	1.2 5 0 0 0 2 0 0 0 0 0 0 0 9 9 0.00 0.000																					
Batter	1	2	3	4	5	6	7	8	9	AB	R	H	RBI	BB	SO	LOB	BOTTOM					
Steve Sax, R OBP: 0.383, SLG: 0.427 (1, 4)	G3 BB		F9		2B	1B			F8	4	1	2	1	1	0	0	New York Mets @ Los Angeles Dodgers Dodger Stadium, Los Angeles, CA Mon Aug 18 1986, 7:05 PM PDT Att: 46,099 - Unknown					
Mariano Duncan, R OBP: 0.295, SLG: 0.324 (1, 6)	K		BB		1B	F9			G6-4-3 1B	5	1	3	1	0	1	3						
Bill Russell, R OBP: 0.280, SLG: 0.275 (1, 7)	G3		1B		4-3 1B				G6-4-3 1B	4	0	1	2	1	0	2						
Bill Madlock, R OBP: 0.327, SLG: 0.387 (1, 5)	F7		5-3		F7				K	4	0	0	0	0	1	4						
Enos Cabell, R OBP: 0.309, SLG: 0.353 Mike Marshall, R OBP: 0.302, SLG: 0.438 (7, PR) (8, 9)		2B			G3	4-3			BB	4	0	2	0	0	0	1						
Mike Scioscia, L OBP: 0.400, SLG: 0.369 (1, 2)		FC1-5-6-5-3 2-3			4-3	6-3			BB	3	0	0	0	1	0	2						
Reggie Williams, R OBP: 0.328, SLG: 0.371 Greg Brock, L OBP: 0.316, SLG: 0.428 Alex Trevino, R OBP: 0.357, SLG: 0.396 (7, PH) (7, PH) (8, 3)					B2-3				K	2	0	1	0	1	0	0						
Ken Howell, R (8, 1)		BB							1B	0	0	0	0	0	0	0						
Jose Gonzalez, R OBP: 0.217, SLG: 0.238 (1, 8)		K				6-3			F8	4	1	1	0	0	1	2						
Orel Hershiser, R Jeff Hamilton, R Alejandro Pena, R Ed Vande Berg, L Len Matuszek, L Tom Niedenfuer, R Franklin Stubbs (1, 1) (5, PH) (6, 1) (6, 1) (6, PH) (7, 1) (8, 3)					4-3				F2	1	0	0	0	0	0	0						
Inning Stats	R: 0 E: 0 K: 1 S: 5	H: 0 LOB: 1 BB: 1 P: 9	R: 0 E: 0 K: 1 S: 5	H: 1 LOB: 1 BB: 1 P: 9	R: 0 E: 0 K: 0 S: 4	H: 1 LOB: 2 BB: 1 P: 8	R: 0 E: 0 K: 0 S: 3	H: 0 LOB: 0 BB: 0 P: 3	R: 4 E: 0 K: 0 S: 8	H: 5 LOB: 1 BB: 0 P: 8	R: 0 E: 0 K: 0 S: 4	H: 2 LOB: 2 BB: 1 P: 8	R: 0 E: 0 K: 1 S: 5	H: 1 LOB: 2 BB: 1 P: 10	R: 0 E: 0 K: 0 S: 3	H: 0 LOB: 0 BB: 0 P: 3	R: 0 E: 0 K: 1 S: 5	H: 1 LOB: 0 BB: 0 P: 5	1B: 9 2B: 3 3B: 0 HR: 0	SF: 0 SAC: 0 DP: 2 HBP: 1	WP: 0 PB: 0 SB: 0 CS: 2	PA: 40
PITCHER	IP WLS BF H R ER SO BB IBB HBP BLK WP HR S P ERA WHIP																					
Bob Ojeda, L ERA: 2.89 (1, 1)	5.0 W 24 7 4 4 2 3 0 0 0 0 0 0 25 37 7.20 2.000																					
Doug Sisk, R ERA: 2.65 (6, 1)	1.2 9 3 0 0 0 2 0 1 0 0 0 0 6 15 0.00 3.000																					
Jesse Orosco, L ERA: 2.65 (7, 1)	1.1 5 1 0 0 1 0 0 0 0 0 0 0 7 7 0.00 0.750																					
Roger McDowell, R ERA: 2.38 (9, 1)	1.0 S 2 0 0 0 1 0 0 0 0 0 0 0 4 4 0.00 0.000																					

Batter	1	2	3	4	5	6	7	8	9	AB	R	H	RBI	BB	SO	LOB	TOP									
Lenny Dykstra, L OBP: 0.381, SLG: 0.471 (1, 8)	0-0 1-3	0-0 FC3-2 1B		0-0 G3		0-0 2H 1B			4-0 BB 1B BB	4	1	1	1	1	0	4	New York Mets @ Los Angeles Dodgers Dodger Stadium, Los Angeles, CA Tue Aug 19 1986, 7:05 PM PDT Att: 46,977 - Unknown AB 38 R 6 H 12 RBI 6 BB 4 SO 7 LOB 18 									
Mookie Wilson, S OBP: 0.361, SLG: 0.467 (1, 7)	0-3 K	0-0 1-3 2-H 3-H 1B		0-0 2-3 1B		0-0 5-3			0-3 K	5	0	2	2	0	2	1										
Keith Hernandez, L OBP: 0.392, SLG: 0.436 (1, 3)	0-0 HR 2B	0-0 K		0-0 5-3			0-0 F7		0-0 F7	5	1	1	0	0	1	5										
Kevin Mitchell, R OBP: 0.369, SLG: 0.524 (1, 5)	0-0 2H HR		0-0 5-3		0-3 K		0-0 F4		4-0 1B 1-2 BB	4	1	1	2	1	1	0										
Darryl Strawberry, L OBP: 0.365, SLG: 0.503 (1, 9)	0-0 F5		0-0 CS 1B		0-0 2B		4-0 FC4-6 BB		0-0 1-3 2-H 1B	4	0	3	1	1	0	0										
Tim Lincecum, R OBP: 0.313, SLG: 0.358 Wally Backman, S OBP: 0.382, SLG: 0.391 (8, 4)		0-3 K	0-0 E5 1-2		0-0 5-3		0-0 FC4-6 1-2		0-0 L5	4	0	0	0	0	1	3										
Ed Hearn, R OBP: 0.337, SLG: 0.440 (1, 2)		4-0 1B FC3-2 BB	0-3 K		0-3 K				0-0 6-3	3	0	0	0	1	2	2										
Rafael Santana, R OBP: 0.270, SLG: 0.232 (1, 6)		0-0 FC3-2 1B 1-2 1B		0-0 1B G3 1B		0-0 4-3		0-0 F8		4	1	2	0	0	0	0										
Ron Darling, R OBP: 0.136, SLG: 0.141 Ray Knight, R OBP: 0.351, SLG: 0.428 Randy Niemann, L OBP: 0.429, SLG: 0.333 Roger McDowell, R OBP: 0.375, SLG: 0.333 (8, 1)		0-0 FC3-2 1B 1-2 2-3 1B		0-0 B1		0-0 1B 2B		0-0 6-3		3	2	2	0	0	0	1										
Inning Stats	R: 2 E: 0 K: 1 S: 7	H: 2 LOB: 0 BB: 0 P: 7	R: 2 E: 0 K: 2 S: 10	H: 3 LOB: 2 BB: 1 P: 14	R: 0 E: 1 K: 1 S: 6	H: 1 LOB: 1 BB: 0 P: 6	R: 0 E: 0 K: 0 S: 5	H: 2 LOB: 2 BB: 0 P: 5	R: 0 E: 0 K: 2 S: 8	H: 1 LOB: 1 BB: 0 P: 8	R: 1 E: 0 K: 0 S: 4	H: 2 LOB: 0 BB: 0 P: 4	R: 0 E: 0 K: 0 S: 3	H: 0 LOB: 0 BB: 1 P: 7	R: 0 E: 0 K: 0 S: 3	H: 0 LOB: 0 BB: 0 P: 3		R: 1 E: 0 K: 1 S: 6	H: 1 LOB: 2 BB: 2 P: 14	1B: 8 2B: 3 3B: 0 HR: 1	SF: 0 SAC: 0 DP: 0 HBP: 0	WP: 0 PB: 0 SB: 0 CS: 1	PA: 42			
PITCHER	IP	WLS	BF	H	R	ER	SO	BB	IBB	HBP	BLK	WP	HR	S	P	ERA		WHIP								
Fernando Valenzuela, L ERA: 3.13 Ed Vande Berg, L ERA: 3.04 Ken Howell, R ERA: 3.13	(1, 1)	6.0	L	29	11	5	5	6	1	0	0	0	0	1	40	44		7.50	2.000							
	(7, 1)	2.0		7	0	0	0	0	1	0	0	0	0	0	6	10	0.00	0.500								
	(9, 1)	1.0		6	1	1	1	1	2	0	0	0	0	0	6	14	9.00	3.000								

Batter	1	2	3	4	5	6	7	8	9	AB	R	H	RBI	BB	SO	LOB	BOTTOM									
Steve Sax, R OBP: 0.383, SLG: 0.427 (1, 4)	0-0 5-3 1B	0-0 1-2 2-H 1B		0-3 K			0-0 FC1-6 BB 1-2		0-0 4-3	5	0	2	1	0	1	1	New York Mets @ Los Angeles Dodgers Dodger Stadium, Los Angeles, CA Tue Aug 19 1986, 7:05 PM PDT Att: 46,977 - Unknown AB 34 R 4 H 9 RBI 4 BB 4 SO 4 LOB 18 									
Franklin Stubbs, L OBP: 0.303, SLG: 0.454 (1, 9) (7, 8) (9, 9)	0-0 F8	0-3 K		0-0 F5		0-3 K		0-0 F9	5	0	0	0	0	2	4											
Bill Madlock, R OBP: 0.328, SLG: 0.385 (1, 5)	0-0 5-3 1-3	0-0 F3		0-0 G1-6-3 1B		4-0 1-2 BB		0-0 F9	4	0	1	0	1	0	3											
Greg Brock, L OBP: 0.318, SLG: 0.427 (1, 3)	4-0 BB		0-0 1B SF8 1B		0-0 G1-6-3 1-2		0-0 F9		3	1	1	0	1	0	3											
Len Matuszek, L OBP: 0.329, SLG: 0.484 Enos Cabell, R OBP: 0.307, SLG: 0.351 (8, PH) (9, 7)	0-0 4-3		0-0 E 5-3 1B		0-0 F5		0-0 6-3		3	1	1	0	0	0	2											
Mike Scioscia, L OBP: 0.398, SLG: 0.367 Jose Gonzalez, R OBP: 0.217, SLG: 0.238 (8, FR) (9, 8)		0-0 G3	0-0 SF8		0-0 6-3		4-0 1B BB		2	0	0	1	1	0	0											
Jeff Hamilton, R OBP: 0.247, SLG: 0.354 (1, 6)		0-0 BB 1B	0-0 5-3		0-3 K		0-0 FC5-4 1-2 1B		4	1	2	1	0	1	1											
Reggie Williams, R OBP: 0.328, SLG: 0.368 Ed Vande Berg, R Alex Trevino, R OBP: 0.355, SLG: 0.394 (8, PH) (9, 2)		4-0 1B 1B BB	0-0 4-3		0-0 F3		0-0 F9		2	1	0	0	1	0	0											
Fernando Valenzuela, L OBP: 0.212, SLG: 0.238 Bill Russell, R OBP: 0.253, SLG: 0.278 Ken Howell, R (9, 1)		0-0 1-2 2-H 1B	0-0 F7		0-0 FC1-6 1B		0-0 FC5-4 1-2		2	0	1	1	0	0	0											
Inning Stats	R: 0 E: 0 K: 0 S: 4	H: 1 LOB: 2 BB: 1 P: 8	R: 2 E: 0 K: 1 S: 8	H: 3 LOB: 1 BB: 1 P: 12	R: 2 E: 1 K: 0 S: 5	H: 2 LOB: 0 BB: 0 P: 5	R: 0 E: 0 K: 1 S: 5	H: 0 LOB: 0 BB: 0 P: 5	R: 0 E: 0 K: 1 S: 6	H: 1 LOB: 2 BB: 1 P: 10	R: 0 E: 0 K: 0 S: 4	H: 0 LOB: 0 BB: 1 P: 8	R: 0 E: 0 K: 0 S: 3	H: 0 LOB: 0 BB: 0 P: 3	1B: 9 2B: 0 3B: 0 HR: 0	SF: 1 SAC: 0 DP: 1 HBP: 0		WP: 0 PB: 0 SB: 0 CS: 0	PA: 39							
PITCHER	IP	WLS	BF	H	R	ER	SO	BB	IBB	HBP	BLK	WP	HR	S	P	ERA		WHIP								
Ron Darling, R ERA: 2.84 Randy Niemann, L ERA: 3.64 Roger McDowell, R ERA: 2.34	(1, 1)	7.0	W	31	8	4	3	4	3	0	0	0	0	0	36	48		3.86	1.571							
	(8, 1)	0.1		2	0	0	0	0	1	0	0	0	0	1	5	0.00	3.000									
	(8, 1)	1.2	S	6	1	0	0	0	0	0	0	0	0	6	6	0.00	0.600									

Batter	1	2	3	4	5	6	7	8	9	AB	R	H	RBI	BB	SO	LOB	TOP																					
Mookie Wilson, S OBP: 0.361, SLG: 0.464 (1, 8)	6-3	F8		1B		K		IBB		4	1	1	0	1	1	2	New York Mets @ Los Angeles Dodgers Dodger Stadium, Los Angeles, CA Wed Aug 20 1986, 7:05 PM PDT Att: 36,738 - Unknown																					
Tim Lincecum, R OBP: 0.319, SLG: 0.364 Jesse Orosco, R (8, 1)	G4-6-3		FC5-4	1B	FC5-2	F9		F8		5	1	3	0	0	0	2																						
Keith Hernandez, L OBP: 0.396, SLG: 0.438 (1, 3)	G4-6-3		FC5-4	1B	FC5-2			BB	E	3	1	2	2	2	0	1																						
Kevin Mitchell, R OBP: 0.363, SLG: 0.514 Lenny Dykstra, L OBP: 0.391, SLG: 0.471 (9, 8)		F8	FC5-4	1B	FC5-2		F2		F9	5	1	0	0	0	0	6																						
Darryl Strawberry, L OBP: 0.363, SLG: 0.499 (1, 9)	4-3		K	K			K		CS	5	0	1	1	0	3	5																						
Ray Knight, R OBP: 0.353, SLG: 0.429 Rick Anderson, R OBP: 0.100, SLG: 0.100 Wally Backman, S OBP: 0.391, SLG: 0.390 (8, 4)	BLK	1B	1B	1B		F8		6-3	F9	4	1	2	1	0	0	1																						
Ed Hearn, R OBP: 0.354, SLG: 0.455 (1, 2)	1B	BLK	1B		5-3				6-3	4	1	3	1	0	0	0																						
Rafael Santana, R OBP: 0.270, SLG: 0.229 (1, 6)	E	1B		4-3		F8		6-3		3	0	0	0	1	0	1																						
Sid Fernandez, L OBP: 0.214, SLG: 0.222 Howard Johnson, S OBP: 0.337, SLG: 0.461 (7, 5)	E8			E3		K		K		3	1	1	2	0	1	0																						
Inning Stats	R: 0 E: 0 K: 0 S: 3	H: 1 LOB: 0 BB: 0 P: 3	R: 2 E: 1 K: 0 S: 6	H: 3 LOB: 2 BB: 1 P: 10	R: 2 E: 0 K: 1 S: 8	H: 4 LOB: 2 BB: 0 P: 8	R: 2 E: 1 K: 1 S: 9	H: 3 LOB: 2 BB: 0 P: 9	R: 0 E: 0 K: 0 S: 3	H: 0 LOB: 0 BB: 0 P: 3	R: 0 E: 0 K: 2 S: 7	H: 0 LOB: 0 BB: 0 P: 7	R: 0 E: 0 K: 1 S: 5	H: 0 LOB: 1 BB: 1 P: 9	R: 0 E: 0 K: 1 S: 6	H: 1 LOB: 2 BB: 1 P: 10		R: 1 E: 1 K: 0 S: 3	H: 1 LOB: 0 BB: 1 P: 7	1B: 13 2B: 0 3B: 0 HR: 0	SF: 0 SAC: 0 DP: 1 HBP: 0	WP: 0 PB: 0 SB: 0 CS: 1	PA: 42															
PITCHER	IP	WLS	BF	H	R	ER	SO	BB	IBB	HBP	BLK	WP	HR	S	P	ERA	WHIP	PITCHER				IP	WLS	BF	H	R	ER	SO	BB	IBB	HBP	BLK	WP	HR	S	P	ERA	WHIP
Dennis Powell, L ERA: 4.81 (1, 1)	3.0	L	16	8	4	4	1	0	1	0	1	0	0	17	21	12.00	2.667					3.0	L	16	8	4	4	1	0	1	0	1	0	0	17	21	12.00	2.667
Joe Beckwith, R ERA: 10.57 (4, 1)	2.0		10	3	2	1	1	0	0	0	0	0	0	12	12	4.50	1.500					2.0		10	3	2	1	1	0	0	0	0	0	12	12	4.50	1.500	
Alejandro Pena, R ERA: 4.67 (6, 1)	3.0		12	1	0	0	4	1	1	0	0	0	0	18	26	0.00	0.667					3.0		12	1	0	0	4	1	1	0	0	0	18	26	0.00	0.667	
Ed Vande Berg, L ERA: 2.98 (9, 1)	1.0		4	1	1	0	0	1	0	0	0	0	0	3	7	0.00	2.000					1.0		4	1	1	0	0	1	0	0	0	3	7	0.00	2.000		

Batter	1	2	3	4	5	6	7	8	9	AB	R	H	RBI	BB	SO	LOB	BOTTOM																					
Steve Sax, R OBP: 0.384, SLG: 0.429 (1, 4)	5-3		K		FC4-6		SH1-3		F9	5	1	2	1	0	1	0	New York Mets @ Los Angeles Dodgers Dodger Stadium, Los Angeles, CA Wed Aug 20 1986, 7:05 PM PDT Att: 36,738 - Unknown																					
Bill Russell, R OBP: 0.282, SLG: 0.273 (1, 6)	L5		F6		FC4-6		SH1-3		F7	3	0	0	0	1	0	0																						
Bill Madlock, R OBP: 0.329, SLG: 0.383 (1, 5)	FC5-4		K		FC4-6		F4		BB	4	1	1	1	1	1	3																						
Mike Marshall, R OBP: 0.301, SLG: 0.443 (1, 9)	FC5-4		K		K		K		F9	5	1	1	3	0	2	3																						
Enos Cabell, R OBP: 0.303, SLG: 0.346 Alejandro Pena, R OBP: 0.162, SLG: 0.182 Len Matuszek, L OBP: 0.333, SLG: 0.488 (9, 7)	F8		F7		F8				FC3-6	3	0	0	0	0	0	0																						
Alex Trevino, R OBP: 0.353, SLG: 0.387 Ed Vande Berg, R (9, 1)		BB		K		F9		FC3-6		3	0	0	0	1	1	1																						
Reggie Williams, R OBP: 0.328, SLG: 0.367 Mike Scioscia, L OBP: 0.397, SLG: 0.365 (9, 2)		K			2B		5-3		G3	3	1	1	0	0	1	1																						
Jose Gonzalez, R OBP: 0.296, SLG: 0.261 (1, 8)					F4				BB	2	0	1	0	2	0	1																						
Dennis Powell, R OBP: 0.273, SLG: 0.545 Joe Beckwith, L (4, 1)		K			2B		K		F7	1	0	0	0	0	0	0																						
Jeff Hamilton, R OBP: 0.256, SLG: 0.361 Greg Brock, L OBP: 0.316, SLG: 0.423 (6, 3)					FC4-6		K			2	0	0	0	0	1	3																						
Inning Stats	R: 0 E: 0 K: 0 S: 4	H: 1 LOB: 1 BB: 0 P: 4	R: 0 E: 0 K: 2 S: 7	H: 0 LOB: 2 BB: 2 P: 15	R: 0 E: 0 K: 2 S: 7	H: 0 LOB: 0 BB: 0 P: 7	R: 0 E: 0 K: 2 S: 7	H: 0 LOB: 0 BB: 0 P: 7	R: 5 E: 0 K: 0 S: 7	H: 4 LOB: 0 BB: 1 P: 11	R: 0 E: 0 K: 1 S: 6	H: 1 LOB: 1 BB: 0 P: 6	R: 0 E: 0 K: 1 S: 6	H: 1 LOB: 1 BB: 0 P: 6	R: 0 E: 0 K: 0 S: 4	H: 1 LOB: 2 BB: 1 P: 8	R: 0 E: 0 K: 0 S: 3	H: 0 LOB: 1 BB: 1 P: 7	1B: 6 2B: 1 3B: 0 HR: 1	SF: 0 SAC: 1 DP: 0 HBP: 0	WP: 0 PB: 0 SB: 1 CS: 0	PA: 40																
PITCHER	IP	WLS	BF	H	R	ER	SO	BB	IBB	HBP	BLK	WP	HR	S	P	ERA	WHIP	PITCHER				IP	WLS	BF	H	R	ER	SO	BB	IBB	HBP	BLK	WP	HR	S	P	ERA	WHIP
Sid Fernandez, L ERA: 3.43 (1, 1)	6.0	W	27	6	5	5	7	3	0	0	0	0	0	8	8	0.00	1.500					6.0	W	27	6	5	5	7	3	0	0	0	0	8	8	0.00	1.500	
Rick Anderson, R ERA: 2.35 (7, 1)	1.1		6	2	0	0	1	0	0	0	0	0	0	8	8	0.00	1.500					1.1		6	2	0	0	1	0	0	0	0	8	8	0.00	1.500		
Jesse Orosco, L ERA: 2.58 (8, 1)	1.2	S	7	0	0	0	0	2	0	0	0	0	0	5	13	0.00	1.200					1.2	S	7	0	0	0	0	2	0	0	0	5	13	0.00	1.200		



Batter	1	2	3	4	5	6	7	8	9	AB	R	H	RBI	BB	SO	LOB	TOP										
Lenny Dykstra, L (1, 8) OBP: 0.380, SLG: 0.467	0-3 K		0-0 F8		4-0 WP 1B 1B BB		0-0 F8			3	1	0	0	1	1	0											
Wally Backman, S (1, 4) OBP: 0.386, SLG: 0.393	4-0 1B BB		0-0 1B		0-0 WP 1B 1B			0-0 6-3		3	1	2	0	1	0	0											
Keith Hernandez, L (1, 3) OBP: 0.401, SLG: 0.439	0-0 FC4 1B		0-0 G3		0-0 1B			0-0 F8		4	0	2	2	0	0	1											
Darryl Strawberry, L (1, 9) OBP: 0.365, SLG: 0.504	0-3 K			0-0 G3		0-0 K		0-0 CS 1B		4	0	1	0	0	2	3											
Mookie Wilson, S (1, 7) OBP: 0.357, SLG: 0.454	0-0 FC4			0-0 3-1		0-0 4-3		0-0 CS	0-0 F6	4	0	0	0	0	0	2											
Ray Knight, R (1, 5) OBP: 0.354, SLG: 0.428		0-3 K		0-0 L7		0-0 6-3			0-0 G6-4-3 1B	4	0	1	0	0	1	0											
John Gibbons, R (1, 2) OBP: 0.375, SLG: 0.429		0-0 6-3			0-0 FC6-4 1B	0-3 K			0-0 G6-4-3 1B	4	0	1	0	0	1	1											
Rafael Santana, R (1, 6) OBP: 0.270, SLG: 0.228		0-0 F3			0-0 FC6-4 1B SH2-4 WP		0-0 F8			3	1	0	0	0	0	1											
Bob Ojeda, L (1, 1) OBP: 0.105, SLG: 0.105			0-3 K				0-3 K			2	0	0	0	0	2	0											
Roger McDowell, R (9, 1) OBP: 0.375, SLG: 0.333					0-0 SH2-4		0-0 K			0	0	0	0	0	0	0											
Inning Stats	R: 0 E: 0 K: 2 S: 8	H: 1 LOB: 2 BB: 1 P: 12	R: 0 E: 0 K: 1 S: 5	H: 0 LOB: 0 BB: 0 P: 5	R: 0 E: 0 K: 1 S: 6	H: 1 LOB: 1 BB: 0 P: 6	R: 0 E: 0 K: 0 S: 3	H: 0 LOB: 0 BB: 0 P: 3	R: 3 E: 0 K: 1 S: 8	H: 3 LOB: 1 BB: 1 P: 12	R: 0 E: 0 K: 1 S: 5	H: 0 LOB: 0 BB: 0 P: 5	R: 0 E: 0 K: 1 S: 5	H: 0 LOB: 0 BB: 0 P: 5	R: 0 E: 0 K: 0 S: 3	H: 1 LOB: 0 BB: 0 P: 3	R: 0 E: 0 K: 0 S: 3	H: 1 LOB: 0 BB: 0 P: 3	1B: 7 2B: 0 3B: 0 HR: 0	SF: 0 SAC: 1 DP: 1 HBP: 0	WP: 1 PB: 0 SB: 0 CS: 1	PA: 35					
PITCHER	IP	WLS	BF	H	R	ER	SO	BB	IBB	HBP	BLK	WP	HR	S	P	ERA	WHIP										
Kelly Downs, R (1, 1) ERA: 4.28	4.2	L	21	5	3	3	4	2	0	0	0	1	0	27	35	5.79	1.500										
Mark Davis, L (5, 1) ERA: 2.81	0.1	1	0	0	0	0	1	0	0	0	0	0	0	3	3	0.00	0.000										
Frank Williams, R (6, 1) ERA: 1.27	3.0	1	0	0	0	2	0	0	0	0	0	0	0	13	13	0.00	0.333										
Greg Minton, R (9, 1) ERA: 3.77	1.0	3	1	0	0	0	0	0	0	0	0	0	0	3	3	0.00	1.000										

New York Mets @ San Francisco Giants
Candlestick Park, San Francisco, CA
Sat Aug 23 1986, 6:33 AM EDT
Att: 31,033 - Unknown

AB 31
R 3
H 7
RBI 2
BB 2
SO 7
LOB 8



Batter	1	2	3	4	5	6	7	8	9	AB	R	H	RBI	BB	SO	LOB	BOTTOM										
Dan Gladden, R (1, 8) OBP: 0.376, SLG: 0.379	0-0 S 1B		0-3 K			0-0 E4 SH1-3 1B		0-0 1B 1B		4	0	3	0	0	1	0											
Robby Thompson, R (1, 4) OBP: 0.319, SLG: 0.357	0-0 F4			0-0 6-3		0-0 SH1-3		0-0 1B 1B		3	0	1	1	0	0	1											
Chili Davis, S (1, 9) OBP: 0.358, SLG: 0.406	0-3 K			0-3 K		0-3 K		0-0 F4		4	0	0	0	0	3	4											
Will Clark, L (1, 3) OBP: 0.345, SLG: 0.470	0-0 4-3			4-0 1B E BB		0-0 3-1		0-0 F7		3	1	0	0	1	0	4											
Chris Brown, R (1, 5) OBP: 0.387, SLG: 0.434		0-0 4-3		0-0 E7 1B		0-0 F9		0-0 6-3		4	0	1	0	0	0	0											
Candy Maldonado, R (1, 7) OBP: 0.293, SLG: 0.472		0-0 F8		0-0 E7		0-0 G3		0-0 G3		4	0	0	0	0	0	1											
Bob Brenly, R (1, 2) OBP: 0.356, SLG: 0.380		0-3 K			0-0 1-3		0-3 K		0-0 4-3	3	0	0	0	0	2	0											
Harry Spilman, L (9, PH) OBP: 0.317, SLG: 0.453										1	0	0	0	0	0	0											
Jose Uribe, S (1, 6) OBP: 0.302, SLG: 0.284			0-3 K		4-0 G6-4-3 BB		4-0 1B 1B BB			1	1	0	0	2	1	0											
Kelly Downs, R (1, 1) OBP: 0.200, SLG: 0.200			0-3 K			0-0 G6-4-3		0-3 K		1	0	0	0	0	1	0											
Mark Davis, L (5, 1) OBP: 0.143, SLG: 0.206										0	0	0	0	0	0	0											
Joel Youngblood, R (5, PH) OBP: 0.302, SLG: 0.355										1	0	0	0	0	0	1											
Frank Williams, R (6, 1) OBP: 0.302, SLG: 0.355										0	0	0	0	0	0	0											
Randy Kutcher, R (8, PH) OBP: 0.268, SLG: 0.430										1	0	0	0	0	1	1											
Greg Minton, S (9, 1) ERA: 3.77										0	0	0	0	0	0	0											
Inning Stats	R: 0 E: 0 K: 1 S: 6	H: 1 LOB: 0 BB: 0 P: 6	R: 0 E: 0 K: 1 S: 5	H: 0 LOB: 0 BB: 0 P: 5	R: 0 E: 0 K: 3 S: 9	H: 0 LOB: 0 BB: 0 P: 9	R: 1 E: 1 K: 1 S: 6	H: 1 LOB: 1 BB: 1 P: 10	R: 0 E: 0 K: 0 S: 2	H: 0 LOB: 0 BB: 1 P: 6	R: 0 E: 1 K: 1 S: 6	H: 1 LOB: 1 BB: 0 P: 6	R: 0 E: 0 K: 1 S: 5	H: 0 LOB: 0 BB: 0 P: 5	R: 1 E: 0 K: 1 S: 7	H: 2 LOB: 2 BB: 1 P: 11	R: 0 E: 0 K: 0 S: 3	H: 0 LOB: 0 BB: 0 P: 3	1B: 5 2B: 0 3B: 0 HR: 0	SF: 0 SAC: 1 DP: 1 HBP: 0	WP: 0 PB: 0 SB: 1 CS: 0	PA: 34					
PITCHER	IP	WLS	BF	H	R	ER	SO	BB	IBB	HBP	BLK	WP	HR	S	P	ERA	WHIP										
Bob Ojeda, L (1, 1) ERA: 2.81	8.0	W	31	5	2	1	9	3	0	0	0	0	0	46	58	1.12	1.000										
Roger McDowell, R (9, 1) ERA: 2.31	1.0	S	3	0	0	0	0	0	0	0	0	0	0	3	3	0.00	0.000										

New York Mets @ San Francisco Giants
Candlestick Park, San Francisco, CA
Sat Aug 23 1986, 6:33 AM EDT
Att: 31,033 - Unknown

AB 30
R 2
H 5
RBI 1
BB 3
SO 9
LOB 12



Batter	1	2	3	4	5	6	7	8	9	AB	R	H	RBI	BB	SO	LOB	TOP			
Lenny Dykstra, L OBP: 0.376, SLG: 0.462 (1, 8)	F8		K			F8		F8		4	0	0	0	0	1	1	New York Mets @ San Francisco Giants Candlestick Park, San Francisco, CA Sun Aug 24 1986, 6:33 AM EDT Att: 31,606 - Unknown livebaseballscorecards.com			
Wally Backman, S OBP: 0.381, SLG: 0.388 (1, 4)	B1-3			G3		4-3			3-1	4	0	0	0	0	0					
Keith Hernandez, L OBP: 0.402, SLG: 0.440 (1, 3)				1B	2B	G3			4-3	3	1	1	0	1	0					
Danny Heep, L OBP: 0.385, SLG: 0.429 (1, 9)	1-3			F9	1B		G3		4-3	4	0	1	1	0	0	1				
Lee Mazzilli, S OBP: 0.382, SLG: 0.342 (1, 7)		L4		F9			G1-6-3	1B		3	0	1	0	0	0	1				
Ray Knight, R OBP: 0.352, SLG: 0.424 (1, 5)	5-3			F8			G1-6-3			3	0	0	0	0	0	2				
Ed Hearn, R OBP: 0.327, SLG: 0.417 (1, 2)	1-3				K				K	3	0	0	0	0	2	0				
Rafael Santana, R OBP: 0.271, SLG: 0.229 (1, 6)			L1		1-3					3	0	1	0	0	0	0				
Rick Aguilera, R OBP: 0.238, SLG: 0.333 Doug Sisk, R (7, 1)			K		F9				K	2	0	0	0	0	1	0				
Howard Johnson, S OBP: 0.335, SLG: 0.458 (7, 5)										1	0	0	0	0	1	1				
Inning Stats	R: 0 E: 0 K: 0 S: 3	H: 0 LOB: 1 BB: 1 P: 7	R: 0 E: 0 K: 0 S: 3	H: 0 LOB: 0 BB: 0 P: 3	R: 0 E: 0 K: 2 S: 7	H: 0 LOB: 0 BB: 0 P: 7	R: 1 E: 0 K: 0 S: 5	H: 2 LOB: 1 BB: 0 P: 5	R: 0 E: 0 K: 1 S: 5	H: 0 LOB: 0 BB: 0 P: 5	R: 0 E: 0 K: 0 S: 3	H: 1 LOB: 0 BB: 0 P: 3	R: 0 E: 0 K: 2 S: 8	H: 1 LOB: 0 BB: 0 P: 8	R: 0 E: 0 K: 0 S: 3	H: 0 LOB: 0 BB: 0 P: 3	1B: 3 2B: 1 3B: 0 HR: 0	SF: 0 SAC: 0 DP: 1 HBP: 0	WP: 0 PB: 0 SB: 0 CS: 0	PA: 31
PITCHER Mike Krukow, R ERA: 3.12 (1, 1)	IP: 9.0 WLS: W BF: 31 H: 4 R: 1 ER: 1 SO: 5 BB: 1 IBB: 0 HBP: 0 BLK: 0 WP: 0 HR: 0 S: 40 P: 44 ERA: 1.00 WHIP: 0.556															PITCHER				

Batter	1	2	3	4	5	6	7	8	9	AB	R	H	RBI	BB	SO	LOB	BOTTOM			
Dan Gladden, R OBP: 0.380, SLG: 0.381 (1, 8)	1B HR BB		4-3		K		1B 2B	1B WP		4	3	2	0	1	1	0	New York Mets @ San Francisco Giants Candlestick Park, San Francisco, CA Sun Aug 24 1986, 6:33 AM EDT Att: 31,606 - Unknown livebaseballscorecards.com			
Robby Thompson, R OBP: 0.324, SLG: 0.362 (1, 4)	1B HR		L1		1B		2B 1B	1B PB		5	4	4	0	0	0	0				
Candy Maldonado, R OBP: 0.300, SLG: 0.492 Joel Youngblood, R OBP: 0.301, SLG: 0.381 (1, 9) (8, 9)	1B HR		K		1B		1B 2B	K		4	1	3	5	0	1	0				
Will Clark, L OBP: 0.349, SLG: 0.469 (1, 3)	F8			F7	1B		1B FC5-4	BB		3	1	1	0	2	0	0				
Chris Brown, R OBP: 0.386, SLG: 0.433 Luis Quinones, S OBP: 0.257, SLG: 0.343 (8, PH) (9, 5)	1-3			6-3	F9		1B E	F9		4	1	1	1	0	0	2				
Mike Aldrete, L OBP: 0.335, SLG: 0.381 Randy Kutcher, R OBP: 0.268, SLG: 0.430 (1, 7) (7, FR) (8, 7)	F8			1B	1B		3-1	FC5-4 IBB		3	0	1	0	1	0	0				
Bob Brenly, R OBP: 0.359, SLG: 0.382 (1, 2)		K		1B		4-3	1B	FC5-4		4	0	2	1	0	1	1				
Jose Uribe, S OBP: 0.299, SLG: 0.281 (1, 6)		1-3		4-3		4-3	3-1			4	0	0	0	0	0	5				
Mike Krukow, R OBP: 0.188, SLG: 0.177 (1, 1)			K		F8		1-3	4-3		4	0	0	0	0	1	1				
Inning Stats	R: 3 E: 0 K: 0 S: 5	H: 2 LOB: 0 BB: 1 P: 9	R: 0 E: 0 K: 2 S: 7	H: 0 LOB: 0 BB: 0 P: 7	R: 0 E: 0 K: 1 S: 5	H: 0 LOB: 0 BB: 0 P: 5	R: 0 E: 0 K: 0 S: 5	H: 2 LOB: 2 BB: 0 P: 5	R: 1 E: 0 K: 1 S: 8	H: 3 LOB: 0 BB: 0 P: 8	R: 0 E: 0 K: 0 S: 4	H: 1 LOB: 1 BB: 0 P: 4	R: 4 E: 1 K: 0 S: 6	H: 4 LOB: 2 BB: 2 P: 14	R: 2 E: 0 K: 1 S: 7	H: 2 LOB: 1 BB: 1 P: 11		1B: 12 2B: 1 3B: 0 HR: 1	SF: 0 SAC: 0 DP: 0 HBP: 0	WP: 1 PB: 1 SB: 2 CS: 0
PITCHER Rick Aguilera, R ERA: 4.21 Doug Sisk, R ERA: 2.6 (1, 1) (7, 1)	IP: 6.0 WLS: L BF: 29 H: 10 R: 6 ER: 6 SO: 4 BB: 1 IBB: 0 HBP: 0 BLK: 0 WP: 1 HR: 1 S: 36 P: 40 ERA: 9.00 WHIP: 1.833															PITCHER				

Batter	1	2	3	4	5	6	7	8	9	AB	R	H	RBI	BB	SO	LOB	TOP											
Lenny Dykstra, L OBP: 0.374, SLG: 0.459 Kevin Mitchell, R OBP: 0.363, SLG: 0.511	(1, 8) 0-3 K		(2) 0-3 K					(3) 0-0 F8		2	0	0	0	0	2	2	New York Mets @ San Diego Padres Jack Murphy Stadium, San Diego, CA Mon Aug 25 1986, 10:05 PM EDT Att: 18,605 - Unknown											
Wally Backman, S OBP: 0.379, SLG: 0.385 Tim Teufel, R OBP: 0.325, SLG: 0.368	(1, 4) 0-0 6-3		(3) 0-0 FC6-4						(1) 0-0 E6	2	0	0	0	0	0	2												
Keith Hernandez, L OBP: 0.402, SLG: 0.438	(1, 3) 0-0 F6								(1) 0-0 FC4-6	3	2	0	0	2	0	1												
Darryl Strawberry, L OBP: 0.363, SLG: 0.499	(1, 9)								(2) 0-3 K	4	0	0	0	1	1	5												
Mookie Wilson, S OBP: 0.355, SLG: 0.456	(1, 7) (5, 8)								(1) 0-0 K	5	0	1	1	0	0	2												
Howard Johnson, S OBP: 0.337, SLG: 0.462	(1, 5)								(3) 0-3 K	5	1	2	1	0	1	2												
Ed Hearn, R OBP: 0.324, SLG: 0.404	(1, 2)								(2) 0-0 K	3	1	0	0	1	0	2												
Rafael Santana, R OBP: 0.276, SLG: 0.237	(1, 6)								(1) 0-0 K	3	1	2	0	1	0	1												
Ron Darling, R OBP: 0.149, SLG: 0.141 Jesse Orosco, R (7, 1)	(1, 1)								(1) 0-0 K	0	0	0	0	1	0	0												
Ray Knight, R OBP: 0.353, SLG: 0.426 Randy Niemann, L OBP: 0.429, SLG: 0.333 Roger McDowell, R OBP: 0.375, SLG: 0.333	(8, PH) (8, 1) (8, 1)								(1) 0-0 K	0	0	0	0	0	0	0												
Inning Stats	R: 0 E: 0 K: 1 S: 5	H: 0 LOB: 0 BB: 0 P: 5	R: 0 E: 0 K: 0 S: 3	H: 0 LOB: 0 BB: 0 P: 3	R: 0 E: 0 K: 1 S: 6	H: 1 LOB: 2 BB: 1 P: 10	R: 0 E: 0 K: 0 S: 3	H: 0 LOB: 1 BB: 1 P: 7	R: 1 E: 0 K: 1 S: 6	H: 1 LOB: 1 BB: 1 P: 10	R: 1 E: 0 K: 0 S: 4	H: 1 LOB: 3 BB: 2 P: 8	R: 0 E: 0 K: 0 S: 4	H: 2 LOB: 3 BB: 2 P: 12	R: 2 E: 1 K: 0 S: 5	H: 2 LOB: 1 BB: 1 P: 9	R: 1 E: 1 K: 2 S: 9	H: 1 LOB: 1 BB: 0 P: 9	1B: 4 2B: 3 3B: 1 HR: 0	SF: 0 SAC: 2 DP: 0 HBP: 0	WP: 0 PB: 0 SB: 0 CS: 0	PA: 42						
PITCHER	IP	WLS	BF	H	R	ER	SO	BB	IBB	HBP	BLK	WP	HR	S	P	ERA	WHIP											
Eric Show, R ERA: 2.97	(1, 1)	2.1	7	0	0	0	1	0	0	0	0	0	0	9	9	0.00	0.000											
Dave LaPoint, L ERA: 5.46	(3, 1)	4.2	24	5	2	2	2	6	0	0	0	0	0	22	46	3.86	2.357											
Craig Lefferts, L ERA: 2.28	(8, 1)	2.0	L	11	3	3	1	2	0	1	0	0	0	14	18	4.50	1.500											
Batter	1	2	3	4	5	6	7	8	9	AB	R	H	RBI	BB	SO	LOB	BOTTOM											
Tim Flannery, L OBP: 0.395, SLG: 0.367	(1, 4) 0-0 E 1B									4	1	3	0	0	0	0	New York Mets @ San Diego Padres Jack Murphy Stadium, San Diego, CA Mon Aug 25 1986, 10:05 PM EDT Att: 18,605 - Unknown											
Tony Gwynn, L OBP: 0.388, SLG: 0.485	(1, 9) 0-0 E4 G5-3 1B									4	0	2	0	0	0	2												
Kevin McReynolds, R OBP: 0.350, SLG: 0.482	(1, 7) 0-0 G5-3 1B									4	0	1	1	0	0	4												
Steve Garvey, R OBP: 0.290, SLG: 0.421	(1, 3) 0-0 G5-3									4	0	0	0	0	1	6												
Terry Kennedy, L OBP: 0.319, SLG: 0.388	(1, 2) 0-3 K									4	0	0	0	0	2	1												
Graig Nettles, L OBP: 0.291, SLG: 0.391	(1, 5)									2	1	1	0	2	0	0												
Marvell Wynne, L OBP: 0.287, SLG: 0.413	(1, 8)									3	0	1	1	1	0	1												
Garry Templeton, S OBP: 0.274, SLG: 0.279	(1, 6)									4	0	1	0	0	0	2												
Eric Show, R OBP: 0.182, SLG: 0.209 Dave LaPoint, L (3, 1)	(1, 1)	6.2	26	7	2	2	2	2	0	0	0	0	0	28	36	2.70		1.350										
John Kruk, L OBP: 0.419, SLG: 0.457 Craig Lefferts, L OBP: 0.167, SLG: 0.667 Dane Iorg, L OBP: 0.244, SLG: 0.321	(7, PH) (8, 1) (8, PH)	0.1	W	1	0	0	0	0	0	0	0	0	0	1	1	0.00		0.000										
Ron Darling, R ERA: 2.84 Jesse Orosco, L ERA: 2.59 Randy Niemann, L ERA: 3.6 Roger McDowell, R ERA: 2.28	(7, 1) (8, 1) (8, 1)	0.1	2	1	0	0	0	0	0	0	0	0	0	2	2	0.00	3.000											
(8, 1)	1.2	S	7	1	0	0	1	1	0	0	0	0	0	8	12	0.00	1.200											
Inning Stats	R: 1 E: 1 K: 1 S: 7	H: 2 LOB: 1 BB: 0 P: 7	R: 0 E: 0 K: 0 S: 2	H: 0 LOB: 0 BB: 1 P: 6	R: 0 E: 0 K: 0 S: 5	H: 2 LOB: 0 BB: 0 P: 5	R: 0 E: 0 K: 0 S: 3	H: 0 LOB: 0 BB: 0 P: 3	R: 0 E: 0 K: 0 S: 3	H: 1 LOB: 0 BB: 0 P: 3	R: 1 E: 0 K: 1 S: 6	H: 2 LOB: 1 BB: 1 P: 10	R: 0 E: 0 K: 1 S: 6	H: 1 LOB: 1 BB: 0 P: 6	R: 0 E: 0 K: 0 S: 4	H: 1 LOB: 2 BB: 1 P: 8	1B: 7 2B: 3 3B: 0 HR: 0	SF: 0 SAC: 0 DP: 3 HBP: 0	WP: 0 PB: 0 SB: 0 CS: 0	PA: 36								
PITCHER	IP	WLS	BF	H	R	ER	SO	BB	IBB	HBP	BLK	WP	HR	S	P	ERA	WHIP											

Batter	1	2	3	4	5	6	7	8	9	10	11	AB	R	H	RBI	BB	SO	LOB	TOP			
Lenny Dykstra, L OBP: 0.375, SLG: 0.457	BB 1B	K		G3			SH5-4 1B		F6		1B SF8	5	2	2	0	1	1	1				
Wally Backman, S OBP: 0.319, SLG: 0.385	BB 1B		B1		F8		SH5-4		6-3		1B	5	1	2	0	0	0	0				
Keith Hernandez, L OBP: 0.404, SLG: 0.443	1B E		E6				F5				SF8	4	2	2	1	1	0	2				
Darryl Strawberry, L OBP: 0.367, SLG: 0.504	E 9-2								F6		K	4	1	2	4	2	1	2				
Danny Heep, L OBP: 0.377, SLG: 0.418	K		K		F8		K				K	4	0	0	0	0	3	6				
Mookie Wilson, S OBP: 0.357, SLG: 0.455	K		K		F8		K				K	1	0	0	0	0	1	0				
Ray Knight, R OBP: 0.355, SLG: 0.425	E1		F9			L5		5-3			K	5	0	0	1	0	1	1				
Doug Sisk, R OBP: 0.385, SLG: 0.417	9-2					K					K	0	0	0	0	0	0	0				
Rafael Santana, R OBP: 0.280, SLG: 0.252						K					FC4-6 1B	5	0	2	0	0	2	2				
Dwight Gooden, R OBP: 0.377, SLG: 0.336												2	0	1	0	0	0	0				
Lee Mazzilli, S OBP: 0.375, SLG: 0.333	1-3		SH1-3								F9	1	0	0	0	0	0	1				
Roger McDowell, R OBP: 0.375, SLG: 0.333												0	0	0	0	0	0	0				
Jesse Orosco, R OBP: 0.338, SLG: 0.463												0	0	0	0	0	0	0				
Howard Johnson, S OBP: 0.338, SLG: 0.463												0	1	0	0	0	0	0				
Inning Stats	R: 3 E: 1 K: 1 S: 7	H: 2 LOB: 1 BB: 2 P: 15	R: 0 E: 0 K: 1 S: 5	H: 1 LOB: 0 BB: 0 P: 5	R: 2 E: 1 K: 1 S: 7	H: 1 LOB: 0 BB: 0 P: 7	R: 0 E: 0 K: 1 S: 6	H: 1 LOB: 1 BB: 0 P: 6	R: 0 E: 0 K: 0 S: 5	H: 0 LOB: 0 BB: 0 P: 5	R: 0 E: 0 K: 1 S: 7	H: 2 LOB: 3 BB: 1 P: 11	R: 0 E: 0 K: 0 S: 4	H: 1 LOB: 1 BB: 0 P: 4	R: 0 E: 0 K: 2 S: 8	H: 1 LOB: 1 BB: 0 P: 8	R: 0 E: 0 K: 2 S: 8	H: 1 LOB: 1 BB: 0 P: 7	1B: 11 2B: 2 3B: 0 HR: 1	SF: 1 SAC: 2 DP: 1 HBP: 0	WP: 0 PB: 0 SB: 1 CS: 0	PA: 49
PITCHER	IP ERA WLS BF H R ER SO BB IBB HBP BLK WP HR S P ERA WHIP	Ed Whitson, R ERA: 6.35	Andy Hawkins, R ERA: 4.29	Lance McCullers, R ERA: 2.99	Rich Gossage, R ERA: 4.31	PITCHER																

New York Mets @ San Diego Padres
Jack Murphy Stadium, San Diego, CA
Wed Aug 27 1986, 10:05 PM EDT
Att: 19,747 - Unknown

AB 42
R 6
H 13
RBI 6
BB 4
SO 9
LOB 17



Batter	1	2	3	4	5	6	7	8	9	10	11	AB	R	H	RBI	BB	SO	LOB	BOTTOM							
Tim Flannery, L OBP: 0.392, SLG: 0.363	4-3		K		1-3		F7	4-3			2H 1B	6	0	1	0	0	1	5								
Tony Gwynn, L OBP: 0.394, SLG: 0.489	6-3		S 1B				2B 1B	BB E 1B	F7			5	1	3	0	0	0	0								
John Kruk, L OBP: 0.421, SLG: 0.460	K						1-2 2B	BB E 1B	F4			4	2	2	0	1	1	0								
Kevin McReynolds, R OBP: 0.357, SLG: 0.477			F9		F8		6-3	E 1B BB	1-3			4	1	0	0	1	0	3								
Steve Garvey, R OBP: 0.289, SLG: 0.420			4-3		K			1-2 2-3 BB	1-3			5	1	1	2	0	1	3								
Graig Nettles, L OBP: 0.281, SLG: 0.386			G3					1-3 2-3 3-4				3	0	0	0	0	2	3								
Bruce Bochy, R OBP: 0.356, SLG: 0.562			K		K		K					2	0	0	0	0	1	2								
Terry Kennedy, L OBP: 0.316, SLG: 0.385			4-3				5-3					3	0	0	0	0	1	0								
Carmelo Martinez, R OBP: 0.345, SLG: 0.377												1	0	1	1	0	0	0								
Bip Roberts, S OBP: 0.273, SLG: 0.291												1	0	0	0	0	0	0								
Garry Templeton, S OBP: 0.276, SLG: 0.286			4-3				F7					5	0	3	1	0	0	0								
Ed Whitson, R ERA: 6.35												1	0	1	0	0	0	0								
Andy Hawkins, R ERA: 4.29												1	0	0	0	0	1	1								
Jerry Bonbrum, R ERA: 4.29												1	0	1	0	0	0	0								
Lance McCullers, R ERA: 2.99												1	0	0	0	0	0	0								
Marvell Wynne, L ERA: 4.31												1	0	0	0	0	0	1								
Rich Gossage, R ERA: 4.31												1	0	0	0	0	0	0								
Craig Lefferts, L ERA: 4.31												1	0	0	0	0	0	1								
Inning Stats	R: 0 E: 0 K: 1 S: 5	H: 0 LOB: 0 BB: 0 P: 5	R: 0 E: 0 K: 0 S: 3	H: 0 LOB: 0 BB: 0 P: 3	R: 0 E: 0 K: 1 S: 6	H: 1 LOB: 1 BB: 0 P: 6	R: 0 E: 0 K: 2 S: 8	H: 1 LOB: 2 BB: 1 P: 12	R: 0 E: 0 K: 2 S: 8	H: 1 LOB: 1 BB: 0 P: 8	R: 1 E: 0 K: 1 S: 7	H: 3 LOB: 1 BB: 0 P: 7	R: 0 E: 0 K: 0 S: 4	H: 1 LOB: 1 BB: 0 P: 4	R: 4 E: 1 K: 2 S: 12	H: 4 LOB: 2 BB: 1 P: 16	R: 0 E: 0 K: 0 S: 3	H: 0 LOB: 0 BB: 0 P: 3	R: 0 E: 0 K: 0 S: 3	H: 0 LOB: 0 BB: 0 P: 3	R: 0 E: 0 K: 1 S: 5	H: 2 LOB: 2 BB: 0 P: 5	1B: 9 2B: 4 3B: 0 HR: 0	SF: 0 SAC: 0 DP: 0 HBP: 0	WP: 0 PB: 0 SB: 2 CS: 0	PA: 46
PITCHER	IP ERA WLS BF H R ER SO BB IBB HBP BLK WP HR S P ERA WHIP	Dwight Gooden, R ERA: 2.95	Roger McDowell, R ERA: 2.53	Jesse Orosco, L ERA: 2.4	Doug Sisk, R ERA: 2.7	PITCHER																				

New York Mets @ San Diego Padres
Jack Murphy Stadium, San Diego, CA
Wed Aug 27 1986, 10:05 PM EDT
Att: 19,747 - Unknown

AB 44
R 5
H 13
RBI 4
BB 2
SO 10
LOB 20



Batter	1	2	3	4	5	6	7	8	9	AB	R	H	RBI	BB	SO	LOB	TOP			
Steve Sax, R OBP: 0.372, SLG: 0.418 (1,4)										4	0	0	0	0	0	1				
Bill Russell, R OBP: 0.293, SLG: 0.288 (1,7)										4	0	2	0	0	0	0				
Bill Madlock, R OBP: 0.331, SLG: 0.392 (1,3)										4	0	0	0	0	0	3				
Enos Cabell, R OBP: 0.303, SLG: 0.344 (1,9)										4	1	2	0	0	2	1				
Jeff Hamilton, R OBP: 0.255, SLG: 0.352 (1,5)										4	0	0	0	0	2	2				
Mike Scioscia, L OBP: 0.393, SLG: 0.369 (1,2)										2	0	0	0	1	0	0				
Dave Anderson, R OBP: 0.310, SLG: 0.311 (1,6)										3	0	0	1	1	1	3				
Jose Gonzalez, R OBP: 0.238, SLG: 0.189 (1,8)										3	0	0	0	0	2	1				
Alex Trevino, R OBP: 0.354, SLG: 0.398 (9, PH)										1	0	0	0	0	0	1				
Rick Honeycutt, L OBP: 0.132, SLG: 0.086 (1,1)										2	0	0	0	0	0	0				
Dennis Powell, R OBP: 0.273, SLG: 0.545 (7, PH)										0	0	0	0	0	0	0				
Reggie Williams, R OBP: 0.328, SLG: 0.367 (6, PH)										1	0	1	0	0	0	0				
Brian Holton, R OBP: 0.328, SLG: 0.367 (8,1)										0	0	0	0	0	0	0				
Inning Stats	R: 0 E: 0 K: 1 S: 6	H: 1 LOB: 1 BB: 0 P: 6	R: 0 E: 0 K: 2 S: 7	H: 0 LOB: 0 BB: 0 P: 7	R: 0 E: 0 K: 1 S: 5	H: 0 LOB: 0 BB: 0 P: 5	R: 0 E: 0 K: 1 S: 5	H: 0 LOB: 1 BB: 1 P: 9	R: 0 E: 0 K: 0 S: 3	H: 0 LOB: 0 BB: 0 P: 3	R: 0 E: 0 K: 0 S: 4	H: 1 LOB: 2 BB: 1 P: 8	R: 0 E: 0 K: 1 S: 7	H: 2 LOB: 2 BB: 0 P: 7	R: 1 E: 1 K: 0 S: 5	H: 1 LOB: 1 BB: 0 P: 5	1B: 5 2B: 0 3B: 0 HR: 0	SF: 0 SAC: 1 DP: 0 HBP: 0	WP: 0 PB: 0 SB: 0 CS: 0	PA: 35
PITCHER Bob Ojeda, L ERA: 2.66 (1,1)	IP: 9.0 WLS: W BF: 35 H: 5 R: 1 ER: 0 SO: 7 BB: 2 IBB: 0 HBP: 0 BLK: 0 WP: 0 HR: 0 S: 47 P: 55 ERA: 0.00 WHIP: 0.778																			

Los Angeles Dodgers @ New York Mets
Shea Stadium, Flushing, NY
Fri Aug 29 1986, 7:05 PM EDT
Att: 45,667 - Unknown

AB 32
R 1
H 5
RBI 1
BB 2
SO 7
LOB 12



Batter	1	2	3	4	5	6	7	8	9	AB	R	H	RBI	BB	SO	LOB	BOTTOM												
Mookie Wilson, S OBP: 0.362, SLG: 0.463 (1,8)										4	1	3	1	0	1	0													
Tim Lincecum, R OBP: 0.332, SLG: 0.385 (1,4)										3	0	0	0	1	0	2													
Wally Backman, S OBP: 0.379, SLG: 0.385 (7, PR)										0	0	0	0	0	0	0													
Keith Hernandez, L OBP: 0.403, SLG: 0.441 (1,3)										4	0	1	1	0	1	3													
Kevin Mitchell, R OBP: 0.361, SLG: 0.504 (1,7)										4	0	1	0	0	1	1													
Lenny Dykstra, L OBP: 0.375, SLG: 0.457 (9,8)										0	0	0	0	0	0	0													
Darryl Strawberry, L OBP: 0.366, SLG: 0.500 (1,9)										3	0	0	0	1	2	3													
Ray Knight, R OBP: 0.351, SLG: 0.421 (1,5)										4	0	0	0	0	0	1													
Ed Hearn, R OBP: 0.325, SLG: 0.402 (1,2)										4	0	1	0	0	1	1													
Rafael Santana, R OBP: 0.280, SLG: 0.252 (1,6)										3	1	1	0	0	1	1													
Bob Ojeda, L OBP: 0.102, SLG: 0.102 (1,1)										2	0	0	0	0	1	2													
Inning Stats	R: 1 E: 0 K: 1 S: 7	H: 2 LOB: 1 BB: 0 P: 7	R: 0 E: 1 K: 1 S: 6	H: 0 LOB: 1 BB: 0 P: 6	R: 0 E: 1 K: 1 S: 7	H: 2 LOB: 2 BB: 0 P: 7	R: 0 E: 0 K: 1 S: 6	H: 1 LOB: 1 BB: 0 P: 6	R: 0 E: 0 K: 2 S: 7	H: 0 LOB: 0 BB: 0 P: 7	R: 0 E: 0 K: 0 S: 3	H: 0 LOB: 2 BB: 1 P: 9	R: 0 E: 0 K: 2 S: 7	H: 0 LOB: 1 BB: 1 P: 11	R: 0 E: 0 K: 0 S: 5	H: 0 LOB: 1 BB: 1 P: 11	1B: 6 2B: 1 3B: 0 HR: 0	SF: 0 SAC: 1 DP: 1 HBP: 0	WP: 0 PB: 1 SB: 0 CS: 1	PA: 34									
PITCHER Rick Honeycutt, L ERA: 2.99 (1,1)	IP: 6.1 WLS: L BF: 29 H: 7 R: 2 ER: 2 SO: 6 BB: 1 IBB: 0 HBP: 0 BLK: 0 WP: 0 HR: 0 S: 40 P: 44 ERA: 2.84 WHIP: 1.263																												
Dennis Powell, L ERA: 4.67 (7,1)	0.2	1	0	0	0	0	0	0	0	0	0	1	1	0.00	0.000														
Brian Holton, R ERA: (8,1)	1.0	4	0	0	0	2	1	0	0	0	0	7	11	0.00	1.000														

Los Angeles Dodgers @ New York Mets
Shea Stadium, Flushing, NY
Fri Aug 29 1986, 7:05 PM EDT
Att: 45,667 - Unknown

AB 31
R 2
H 7
RBI 2
BB 2
SO 8
LOB 14



Batter	1	2	3	4	5	6	7	8	9	AB	R	H	RBI	BB	SO	LOB	TOP		
Steve Sax, R OBP: 0.372, SLG: 0.419 (1, 4)										3	2	1	0	0	1	0			
Franklin Stubbs, L OBP: 0.295, SLG: 0.443 (1, 7) (8, 3)										4	0	0	0	0	1	2			
Bill Madlock, R OBP: 0.336, SLG: 0.395 (1, 5)										3	1	2	0	0	0	1			
Greg Brock, L OBP: 0.319, SLG: 0.437 Bill Russell, R OBP: 0.293, SLG: 0.288 (8, PR) (8, 7)										4	0	4	3	0	0	0			
Mike Scioscia, L OBP: 0.389, SLG: 0.364 (1, 2)										4	0	0	0	0	0	6			
Enos Cabell, R OBP: 0.298, SLG: 0.338 (1, 9)										4	0	0	0	0	2	3			
Dave Anderson, R OBP: 0.301, SLG: 0.301 (1, 6)										4	0	0	0	0	1	2	AB 34 R 3 H 7 RBI 3 BB 0 SO 7 LOB 14		
Jose Gonzalez, R OBP: 0.222, SLG: 0.175 Alex Trevino, R OBP: 0.352, SLG: 0.395 (9, PH)										3	0	0	0	0	1	0			
Orel Hershiser, R Ed Vande Berg, L Fernando Valenzuela, L Dennis Powell, L Reggie Williams, R Joe Beckwith, L Len Matuszek, L OBP: 0.340, SLG: 0.465 (1, 1) (4, 1) (5, PH) (5, 1) (7, PH) (7, 1) (9, PH)										1	0	0	0	0	1	0			
Inning Stats	R: 1 E: 0 K: 1 S: 6	H: 1 LOB: 1 BB: 0 P: 7	R: 0 E: 0 K: 0 S: 3	H: 0 LOB: 0 BB: 0 P: 3	R: 1 E: 0 K: 1 S: 7	H: 2 LOB: 2 BB: 0 P: 8	R: 0 E: 0 K: 1 S: 5	H: 0 LOB: 0 BB: 0 P: 5	R: 0 E: 0 K: 1 S: 5	H: 2 LOB: 2 BB: 0 P: 9	R: 0 E: 0 K: 1 S: 5	H: 0 LOB: 0 BB: 0 P: 5	R: 1 E: 1 K: 0 S: 5	H: 2 LOB: 1 BB: 0 P: 5	R: 0 E: 0 K: 0 S: 3	H: 0 LOB: 0 BB: 0 P: 3	1B: 5 2B: 2 3B: 0 HR: 0	SF: 0 SAC: 0 DP: 0 HBP: 2	WP: 0 PA: 36 SB: 0 CS: 0
PITCHER	IP WLS BF H R ER SO BB IBB HBP BLK WP HR S P ERA WHIP	IP WLS BF H R ER SO BB IBB HBP BLK WP HR S P ERA WHIP																	
Rick Aguilera, R ERA: 4.07 Roger McDowell, R ERA: 2.51 (1, 1) (9, 1)	8.0 W 33 7 3 2 7 0 0 2 0 0 0 45 47 2.25 0.875	1.0 S 3 0 0 0 0 0 0 0 0 0 0 3 3 0.00 0.000																	

Los Angeles Dodgers @ New York Mets
Shea Stadium, Flushing, NY
Sat Aug 30 1986, 3:33 AM EDT
Att: 44,040 - Unknown

livebaseballscorecards.com

AB 34
R 3
H 7
RBI 3
BB 0
SO 7
LOB 14

Batter	1	2	3	4	5	6	7	8	9	AB	R	H	RBI	BB	SO	LOB	BOTTOM		
Lenny Dykstra, L OBP: 0.375, SLG: 0.466 (1, 8)										4	1	2	1	0	0	2			
Wally Backman, S OBP: 0.379, SLG: 0.387 (1, 4)										4	1	1	1	1	1	1			
Keith Hernandez, L OBP: 0.406, SLG: 0.445 (1, 3)										3	0	2	1	1	0	0			
Darryl Strawberry, L OBP: 0.363, SLG: 0.495 (1, 9)										4	0	0	0	0	2	5			
Mookie Wilson, S OBP: 0.361, SLG: 0.463 (1, 7)										4	0	1	0	0	1	0			
Howard Johnson, S OBP: 0.342, SLG: 0.458 (1, 5)										2	2	0	0	2	1	0			
Ed Hearn, R OBP: 0.325, SLG: 0.394 (1, 2)										2	1	0	0	1	0	0	AB 31 R 6 H 8 RBI 6 BB 5 SO 6 LOB 13		
Rafael Santana, R OBP: 0.280, SLG: 0.252 (1, 6)										4	1	1	1	0	0	3			
Rick Aguilera, R OBP: 0.244, SLG: 0.333 Lee Mazzilli, S OBP: 0.374, SLG: 0.333 Roger McDowell, R OBP: 0.375, SLG: 0.333 (1, 1) (8, PH) (9, 1)										3	0	1	2	0	1	2			
Inning Stats	R: 0 E: 0 K: 0 S: 4	H: 1 LOB: 1 BB: 0 P: 4	R: 0 E: 0 K: 1 S: 5	H: 0 LOB: 0 BB: 0 P: 5	R: 2 E: 0 K: 1 S: 8	H: 3 LOB: 1 BB: 0 P: 8	R: 3 E: 1 K: 0 S: 6	H: 2 LOB: 3 BB: 3 P: 18	R: 1 E: 0 K: 1 S: 6	H: 1 LOB: 2 BB: 2 P: 14	R: 0 E: 0 K: 2 S: 7	H: 0 LOB: 0 BB: 0 P: 7	R: 0 E: 0 K: 1 S: 5	H: 0 LOB: 0 BB: 0 P: 5	R: 0 E: 0 K: 0 S: 4	H: 1 LOB: 1 BB: 0 P: 4	1B: 3 2B: 4 3B: 1 HR: 0	SF: 1 SAC: 1 DP: 0 HBP: 0	WP: 1 PA: 38 SB: 1 CS: 0
PITCHER	IP WLS BF H R ER SO BB IBB HBP BLK WP HR S P ERA WHIP	IP WLS BF H R ER SO BB IBB HBP BLK WP HR S P ERA WHIP																	
Orel Hershiser, R ERA: 3.93 Ed Vande Berg, L ERA: 3.54 Dennis Powell, L ERA: 4.66 Joe Beckwith, R ERA: 7.59 (1, 1) (4, 1) (5, 1) (7, 1)	3.2 L 21 6 5 5 2 3 0 0 0 0 0 1 1 0.00 0.000	2.0 9 1 1 1 3 2 0 0 0 0 1 0 13 21 4.50 1.500	2.0 7 1 0 0 1 0 0 0 0 0 0 0 9 9 0.00 0.500																

Los Angeles Dodgers @ New York Mets
Shea Stadium, Flushing, NY
Sat Aug 30 1986, 3:33 AM EDT
Att: 44,040 - Unknown

livebaseballscorecards.com

AB 31
R 6
H 8
RBI 6
BB 5
SO 6
LOB 13

Batter	1	2	3	4	5	6	7	8	9	AB	R	H	RBI	BB	SO	LOB	TOP			
Steve Sax, R OBP: 0.371, SLG: 0.416 (1, 4)										4	1	0	0	1	1	0				
Dave Anderson, R OBP: 0.311, SLG: 0.319 (1, 6)										5	2	3	0	0	0	0				
Bill Madlock, R OBP: 0.335, SLG: 0.394 Jeff Hamilton, R OBP: 0.253, SLG: 0.348 (7, PR) (7, 5)										3	0	1	2	0	0	1				
Greg Brock, L OBP: 0.321, SLG: 0.434 (1, 3)										4	0	1	0	1	0	1				
Len Matuszek, L OBP: 0.339, SLG: 0.463 Jose Gonzalez, R OBP: 0.239, SLG: 0.220 (6, 8)										3	0	1	1	0	1	0				
Mike Scioscia, L OBP: 0.390, SLG: 0.367 (1, 2)										3	1	1	0	1	0	2				
Franklin Stubbs, L OBP: 0.296, SLG: 0.441 (6, 7)										4	1	1	0	0	1	3				
Reggie Williams, R OBP: 0.331, SLG: 0.381 (6, 9)										3	1	2	3	0	0	0				
Bill Russell, R OBP: 0.292, SLG: 0.286 (8, PH) (8, 9)										1	0	0	0	0	0	0				
Fernando Valenzuela, L OBP: 0.194, SLG: 0.217 (1, 1)										4	0	0	0	0	0	1				
Inning Stats	R: 1 E: 0 K: 0 S: 5	H: 2 LOB: 2 BB: 1 P: 9	R: 0 E: 0 K: 1 S: 5	H: 0 LOB: 0 BB: 0 P: 5	R: 0 E: 0 K: 1 S: 5	H: 0 LOB: 0 BB: 0 P: 5	R: 3 E: 0 K: 0 S: 6	H: 3 LOB: 1 BB: 1 P: 10	R: 1 E: 0 K: 0 S: 5	H: 2 LOB: 2 BB: 1 P: 5	R: 2 E: 0 K: 0 S: 6	H: 4 LOB: 2 BB: 1 P: 10	R: 0 E: 0 K: 1 S: 3	H: 0 LOB: 0 BB: 0 P: 3	R: 0 E: 0 K: 1 S: 5	H: 0 LOB: 0 BB: 0 P: 5	1B: 7 2B: 3 3B: 0 HR: 1	SF: 1 SAC: 0 DP: 0 HBP: 0	WP: 0 PB: 0 SB: 2 CS: 0	PA: 40
PITCHER	IP WLS BF H R ER SO BB IBB HBP BLK WP HR S P ERA WHIP																			
Ron Darling, R ERA: 3.08 (1, 1)	6.1 L 30 9 7 7 3 2 0 0 0 0 0 1 34 42 9.95 1.737																			
Randy Niemann, L ERA: 3.52 (7, 1)	0.2 4 2 0 0 0 1 0 0 0 0 0 0 3 7 0.00 4.500																			
Doug Sisk, R ERA: 2.61 (8, 1)	2.0 6 0 0 0 0 1 0 0 0 0 0 0 8 8 0.00 0.000																			

Los Angeles Dodgers @ New York Mets
Shea Stadium, Flushing, NY
Sun Aug 31 1986, 3:33 AM EDT
Att: 45,678 - Unknown

AB 36
R 7
H 11
RBI 7
BB 3
SO 4
LOB 8



Batter	1	2	3	4	5	6	7	8	9	AB	R	H	RBI	BB	SO	LOB	BOTTOM					
Mookie Wilson, S OBP: 0.363, SLG: 0.462 Doug Sisk, R (8, 1)										3	1	1	0	1	1	2						
Tim Lincecum, R OBP: 0.331, SLG: 0.387 (1, 4)										4	1	1	0	0	1	3						
Keith Hernandez, L OBP: 0.407, SLG: 0.445 (1, 3)										4	0	2	1	0	1	0						
Kevin Mitchell, R OBP: 0.356, SLG: 0.496 (1, 7)										4	0	0	1	0	0	2						
Darryl Strawberry, L OBP: 0.360, SLG: 0.490 (1, 9)										4	0	0	0	0	1	1						
Ray Knight, R OBP: 0.350, SLG: 0.419 (1, 5)										4	0	1	0	0	0	1						
Ed Hearn, R OBP: 0.331, SLG: 0.425 (1, 2)										4	2	2	1	0	1	2						
Rafael Santana, R OBP: 0.282, SLG: 0.255 (1, 6)										4	0	2	0	0	1	0						
Ron Darling, R OBP: 0.145, SLG: 0.136 Randy Niemann, L OBP: 0.429, SLG: 0.333 Lenny Dykstra, L OBP: 0.373, SLG: 0.463 (7, PH) (8, 8)										2	0	0	0	0	0	2						
Inning Stats	R: 0 E: 0 K: 2 S: 7	H: 0 LOB: 0 BB: 0 P: 7	R: 0 E: 0 K: 0 S: 3	H: 0 LOB: 0 BB: 0 P: 3	R: 1 E: 1 K: 1 S: 7	H: 2 LOB: 1 BB: 0 P: 7	R: 0 E: 0 K: 1 S: 5	H: 0 LOB: 0 BB: 0 P: 5	R: 0 E: 0 K: 1 S: 6	H: 2 LOB: 1 BB: 0 P: 6	R: 2 E: 1 K: 0 S: 6	H: 2 LOB: 2 BB: 1 P: 10	R: 0 E: 0 K: 1 S: 6	H: 1 LOB: 1 BB: 0 P: 6	R: 0 E: 0 K: 0 S: 3	H: 1 LOB: 0 BB: 0 P: 3	R: 1 E: 0 K: 1 S: 6	H: 1 LOB: 0 BB: 0 P: 6	1B: 7 2B: 1 3B: 0 HR: 1	SF: 0 SAC: 0 DP: 2 HBP: 0	WP: 0 PB: 0 SB: 0 CS: 0	PA: 36
PITCHER	IP WLS BF H R ER SO BB IBB HBP BLK WP HR S P ERA WHIP																					
Fernando Valenzuela, L ERA: 3.04 (1, 1)	9.0 W 36 9 4 3 7 1 0 0 0 0 0 1 49 53 3.00 1.111																					

Los Angeles Dodgers @ New York Mets
Shea Stadium, Flushing, NY
Sun Aug 31 1986, 3:33 AM EDT
Att: 45,678 - Unknown

AB 35
R 4
H 9
RBI 3
BB 1
SO 7
LOB 13



Batter	1	2	3	4	5	6	7	8	9	AB	R	H	RBI	BB	SO	LOB	TOP																	
Dan Gladden, R (1, 8) OBP: 0.370, SLG: 0.364	0-3 K		0-3 K			4-0 3B BB	0-0 F9		0-3 K	4	1	0	0	1	3	2	<p>San Francisco Giants @ New York Mets</p> <p>Shea Stadium, Flushing, NY</p> <p>Mon Sep 01 1986, 3:33 AM EDT</p> <p>Att: 44,272 - Unknown</p>																	
Robby Thompson, R (1, 4) OBP: 0.327, SLG: 0.372	0-0 F7		0-0 1B			0-0 1B 3B		0-0 SH3-4 1B		4	1	3	1	0	0	0																		
Will Clark, L (1, 3) OBP: 0.341, SLG: 0.460	0-3 K		0-3 K			0-3 K		0-0 SH3-4		3	0	0	0	0	3	2																		
Candy Maldonado, R (1, 7) OBP: 0.303, SLG: 0.467		0-3 K			0-0 6-3			0-3 K		4	0	1	1	0	2	1																		
Chili Davis, S (1, 9) OBP: 0.367, SLG: 0.405		4-0 1B BB			4-0 CS BB			4-0 1B		1	0	0	0	3	1	1																		
Randy Kutcher, R (1, 5) OBP: 0.288, SLG: 0.415		0-3 K			0-0 F6			0-3 K		3	0	0	0	0	2	3																		
Harry Spilman, L (8, PH) OBP: 0.326, SLG: 0.451		0-3 K			1-2			0-0 4-3		1	0	0	0	0	2	2																		
Scott Garrelts, R (8, 1) OBP: 0.200, SLG: 0.205										0	0	0	0	0	0	0																		
Frank Williams, R (8, 1) OBP: 0.500, SLG: 0.500										0	0	0	0	0	0	0																		
Bob Melvin, R (1, 2) OBP: 0.271, SLG: 0.335		0-0 1B			0-3 K			4-0 BB		2	0	1	0	1	1	0																		
Chris Brown, R (7, PR) OBP: 0.380, SLG: 0.426										0	0	0	0	0	0	0																		
Mark Davis, L (7, 1) OBP: 0.143, SLG: 0.286		1-2 1B								0	0	0	0	0	0	0																		
Luis Quiñones, S (8, 5) OBP: 0.237, SLG: 0.315										1	0	0	0	0	0	0																		
Jose Uribe, S (1, 6) OBP: 0.297, SLG: 0.281		0-3 K						4-0 BB		3	0	0	0	0	2	3																		
Mike Aldrete, L (9, PH) OBP: 0.349, SLG: 0.395								FC5-4 BB		0	0	0	0	1	0	0																		
Kelly Downs, R (1, 1) OBP: 0.143, SLG: 0.143										2	0	0	0	0	2	0																		
Bob Brenly, R (7, PH) OBP: 0.354, SLG: 0.375				0-3 K				0-0 FC5-4		2	0	0	0	0	0	2																		
								1-2																										
Inning Stats	R: 0 E: 0 K: 2 S: 7	H: 0 LOB: 0 BB: 7	R: 0 E: 0 K: 3 S: 10	H: 1 LOB: 2 BB: 14	R: 0 E: 0 K: 3 S: 10	H: 1 LOB: 1 BB: 10	R: 0 E: 0 K: 0 S: 2	H: 0 LOB: 0 BB: 1 P: 6	R: 0 E: 0 K: 3 S: 9	H: 0 LOB: 0 BB: 0 P: 9	R: 2 E: 0 K: 3 S: 11	H: 2 LOB: 1 BB: 1 P: 15	R: 0 E: 0 K: 0 S: 3	H: 0 LOB: 1 BB: 1 P: 7	R: 0 E: 0 K: 1 S: 6	H: 1 LOB: 2 BB: 1 P: 10	R: 0 E: 0 K: 1 S: 5	H: 0 LOB: 1 BB: 1 P: 9	1B: 4 2B: 0 3B: 1 HR: 0	SF: 0 SAC: 1 DP: 0 HBP: 0	WP: 0 PB: 0 SB: 0 CS: 1	PA: 37												
PITCHER	IP WLS BF H R ER SO BB IBB HBP BLK WP HR S P ERA WHIP																																	
Sid Fernandez, L (1, 1) ERA: 3.57	7.0	28	4	2	2	14	4	0	0	0	0	0	0	52	68	2.57	1.143																	
Roger McDowell, R (8, 1) ERA: 2.46	2.0	9	1	0	0	2	1	1	0	0	0	0	0	11	19	0.00	1.000																	

AB 30
R 2
H 5
RBI 2
BB 6
SO 16
LOB 16



Batter	1	2	3	4	5	6	7	8	9	AB	R	H	RBI	BB	SO	LOB	BOTTOM																		
Lenny Dykstra, L (1, 8) OBP: 0.372, SLG: 0.459	4-0 FC3-6 BB		0-0 F9						0-0 L6	3	0	0	0	1	1	0	<p>San Francisco Giants @ New York Mets</p> <p>Shea Stadium, Flushing, NY</p> <p>Mon Sep 01 1986, 3:33 AM EDT</p> <p>Att: 44,272 - Unknown</p>																		
Wally Backman, S (1, 4) OBP: 0.381, SLG: 0.386	0-0 FC3-6 1B		0-0 B3						4-0 4-3 BB	3	2	1	0	1	0	1																			
Keith Hernandez, L (1, 3) OBP: 0.404, SLG: 0.442	0-3 K		0-3 K						0-0 4-3	4	0	0	0	0	3	3																			
Gary Carter, R (1, 2) OBP: 0.338, SLG: 0.427	0-0 2H 1B				0-0 E8 4-3 1B		0-0 F8		4-0 BB 1B	3	2	2	1	1	0	1																			
Mookie Wilson, S (1, 7) OBP: 0.361, SLG: 0.459	0-3 K				0-0 4-3				0-0 BB 1B	4	1	1	1	0	1	2																			
Danny Heep, L (1, 9) OBP: 0.380, SLG: 0.416		0-0 G6-3 1B			0-0 G3				4-0 1B BB	3	0	1	0	1	0	1																			
Howard Johnson, S (1, 5) OBP: 0.345, SLG: 0.456		0-0 G6-3 1-2			4-0 1B IBB				0-0 F9	3	0	1	2	1	0	1																			
Rafael Santana, R (1, 6) OBP: 0.285, SLG: 0.258		0-0 1B			0-0 1-2 1B				0-3 F8	4	0	2	1	0	1	2																			
Sid Fernandez, L (1, 1) OBP: 0.210, SLG: 0.233		0-0 F4			0-0 G3				0-0 4-3	2	0	0	0	0	3	3																			
Ed Hearn, R (7, PH) OBP: 0.328, SLG: 0.421									0-0 6-3	1	0	0	0	0	0	0																			
Roger McDowell, R (8, 1) OBP: 0.353, SLG: 0.313										1	0	0	0	0	2	2																			
Inning Stats	R: 1 E: 0 K: 2 S: 8	H: 1 LOB: 1 BB: 1 P: 12	R: 0 E: 0 K: 0 S: 4	H: 2 LOB: 0 BB: 0 P: 4	R: 0 E: 0 K: 1 S: 5	H: 0 LOB: 0 BB: 0 P: 5	R: 1 E: 1 K: 0 S: 5	H: 2 LOB: 2 BB: 1 P: 9	R: 0 E: 0 K: 2 S: 8	H: 1 LOB: 1 BB: 0 P: 8	R: 0 E: 0 K: 0 S: 3	H: 0 LOB: 0 BB: 0 P: 3	R: 0 E: 0 K: 0 S: 3	H: 0 LOB: 0 BB: 0 P: 3	R: 3 E: 0 K: 1 S: 7	H: 2 LOB: 2 BB: 3 P: 19		1B: 8 2B: 0 3B: 0 HR: 0	SF: 0 SAC: 0 DP: 1 HBP: 0	WP: 0 PB: 0 SB: 1 CS: 0	PA: 36														
PITCHER	IP WLS BF H R ER SO BB IBB HBP BLK WP HR S P ERA WHIP																																		
Kelly Downs, R (1, 1) ERA: 3.78	6.0	25	6	2	2	5	1	1	0	0	0	0	0	4	12	3.00		1.167																	
Mark Davis, L (7, 1) ERA: 2.89	1.1	6	0	2	2	0	1	1	0	0	0	0	0	4	12	13.50		0.750																	
Scott Garrelts, R (8, 1) ERA: 3.45	0.0	3	2	1	1	0	1	0	0	0	0	0	0	2	6	∞	∞																		
Frank Williams, R (8, 1) ERA: 1.45	0.2	2	0	0	0	1	0	0	0	0	0	0	0	4	4	0.00	0.000																		



Batter	1	2	3	4	5	6	7	8	9	AB	R	H	RBI	BB	SO	LOB	TOP					
Dan Gladden, R (1, 8) OBP: 0.366, SLG: 0.359	F9			F8	K		F8			4	0	0	0	0	1	3	San Francisco Giants @ New York Mets Shea Stadium, Flushing, NY Tue Sep 02 1986, 7:05 PM EDT Att: 26,166 - Unknown					
Robby Thompson, R (1, 4) OBP: 0.327, SLG: 0.371	F9			3B	1B		F9		5-3	4	1	1	0	0	0	0						
Will Clark, L (1, 3) OBP: 0.338, SLG: 0.455 Luis Quinones, S (7, 5) OBP: 0.234, SLG: 0.311	K			F9			K		F9	3	0	0	0	0	2	1						
Candy Maldonado, R (1, 7) OBP: 0.309, SLG: 0.482										4	1	3	1	0	1	0						
Chili Davis, S (1, 9) OBP: 0.366, SLG: 0.402 Scott Garrelts, R (8, 1) OBP: 0.200, SLG: 0.205	K									3	1	0	0	1	2	2						
Bob Brenly, R (1, 5) OBP: 0.357, SLG: 0.386										3	1	2	3	1	0	0						
Bob Melvin, R (1, 2) OBP: 0.272, SLG: 0.335										3	0	1	0	0	2	0						
Jose Uribe, S (1, 6) OBP: 0.302, SLG: 0.281										1	0	0	0	3	0	2						
Mike Krukow, R (1, 1) OBP: 0.179, SLG: 0.169 Mark Davis, L (8, 1) OBP: 0.143, SLG: 0.286 Randy Kutcher, R (8, 7) OBP: 0.266, SLG: 0.413										3	0	0	0	0	2	4						
Inning Stats	R: 0 E: 0 K: 1 S: 5	H: 0 LOB: 0 BB: 0 P: 5	R: 0 E: 0 K: 2 S: 7	H: 0 LOB: 0 BB: 0 P: 7	R: 0 E: 0 K: 1 S: 4	H: 0 LOB: 0 BB: 1 P: 8	R: 1 E: 0 K: 1 S: 7	H: 2 LOB: 1 BB: 0 P: 7	R: 0 E: 0 K: 2 S: 9	H: 2 LOB: 2 BB: 0 P: 9	R: 3 E: 0 K: 2 S: 9	H: 2 LOB: 0 BB: 1 P: 13	R: 0 E: 0 K: 1 S: 4	H: 0 LOB: 0 BB: 1 P: 8	R: 0 E: 0 K: 0 S: 4	H: 1 LOB: 1 BB: 2 P: 4		R: 0 E: 0 K: 0 S: 2	H: 0 LOB: 1 BB: 2 P: 10	1B: 4 2B: 1 3B: 1 HR: 1	SF: 0 SAC: 1 DP: 1 HBP: 0	WP: 0 PB: 0 CS: 2
PITCHER	IP WLS BF H R ER SO BB IBB HBP BLK WP HR S P ERA WHIP																					
Dwight Gooden, R (1, 1) ERA: 3.03	7.0 L 28 6 4 4 10 2 1 0 0 0 1 45 57 5.14 1.143																					
Doug Sisk, R (8, 1) ERA: 2.52	2.0 8 1 0 0 0 2 0 0 0 0 0 0 6 14 0.00 1.500																					

Batter	1	2	3	4	5	6	7	8	9	AB	R	H	RBI	BB	SO	LOB	BOTTOM					
Lenny Dykstra, L (1, 8) OBP: 0.373, SLG: 0.460	4-6									4	1	2	0	0	0	0	San Francisco Giants @ New York Mets Shea Stadium, Flushing, NY Tue Sep 02 1986, 7:05 PM EDT Att: 26,166 - Unknown					
Wally Backman, S (1, 4) OBP: 0.377, SLG: 0.383 Tim Teufel, R (8, PH) OBP: 0.329, SLG: 0.385	4-6									3	0	0	0	0	0	1						
Keith Hernandez, L (1, 3) OBP: 0.404, SLG: 0.441	F8									3	0	1	0	1	1	0						
Gary Carter, R (1, 2) OBP: 0.337, SLG: 0.426										4	0	1	1	0	0	1						
Lee Mazzilli, S (1, 9) OBP: 0.371, SLG: 0.331	K									4	1	1	0	0	2	1						
Mookie Wilson, S (1, 7) OBP: 0.383, SLG: 0.460										4	1	2	0	0	1	3						
Ray Knight, R (1, 5) OBP: 0.352, SLG: 0.417										2	0	0	1	2	0	1						
Rafael Santana, R (1, 6) OBP: 0.286, SLG: 0.260 Danny Heep, L (7, PH) OBP: 0.383, SLG: 0.420 Kevin Elster, R (8, 6) Kevin Mitchell, R (9, PH) OBP: 0.355, SLG: 0.495										2	0	1	0	0	0	2						
Dwight Gooden, R (1, 1) OBP: 0.119, SLG: 0.123 Dany Strawberry, L (7, PH) OBP: 0.359, SLG: 0.488 Doug Sisk, R (8, 1) Howard Johnson, S (9, PH) OBP: 0.343, SLG: 0.453										1	0	0	0	0	0	0						
Inning Stats	R: 0 E: 0 K: 0 S: 3	H: 1 LOB: 0 BB: 0 P: 3	R: 0 E: 0 K: 1 S: 6	H: 1 LOB: 2 BB: 1 P: 10	R: 0 E: 0 K: 0 S: 3	H: 0 LOB: 0 BB: 0 P: 3	R: 0 E: 0 K: 0 S: 2	H: 0 LOB: 0 BB: 1 P: 6	R: 0 E: 0 K: 1 S: 6	H: 1 LOB: 1 BB: 0 P: 6	R: 0 E: 0 K: 1 S: 5	H: 0 LOB: 0 BB: 0 P: 5	R: 2 E: 0 K: 1 S: 8	H: 2 LOB: 1 BB: 0 P: 8	R: 1 E: 0 K: 0 S: 6	H: 4 LOB: 2 BB: 0 P: 6		R: 0 E: 0 K: 0 S: 2	H: 0 LOB: 0 BB: 1 P: 6	1B: 9 2B: 2 3B: 0 HR: 0	SF: 0 SAC: 0 DP: 4 HBP: 0	WP: 1 PB: 0 SB: 1 CS: 0
PITCHER	IP WLS BF H R ER SO BB IBB HBP BLK WP HR S P ERA WHIP																					
Mike Krukow, R (1, 1) ERA: 3.3	0.1 W 3 2 1 1 0 0 0 0 0 0 0 0 3 3 27.00 6.000																					
Mark Davis, L (8, 1) ERA: 3.0	1.2 S 6 2 0 0 0 1 0 0 0 0 0 0 5 9 0.00 1.800																					
Scott Garrelts, R (8, 1) ERA: 3.41																						


Batter	1	2	3	4	5	6	7	8	9	AB	R	H	RBI	BB	SO	LOB	TOP			
Dan Gladden, R OBP: 0.362, SLG: 0.355 (1, 8)	K			F9		6-3		6-3		4	0	0	0	0	1	0	San Francisco Giants @ New York Mets Shea Stadium, Flushing, NY Wed Sep 03 1986, 7:05 PM EDT Att: 25,851 - Unknown livebaseballscorecards.com			
Robby Thompson, R OBP: 0.326, SLG: 0.372 (1, 4)	F8			2B			F9		K	4	0	1	0	0	1	0				
Joel Youngblood, R OBP: 0.297, SLG: 0.374 (1, 7)	6-3			K			1B		1-3	3	1	0	0	1	1	1				
Candy Maldonado, R OBP: 0.308, SLG: 0.479 (1, 9)		F9		K			2B		5-3	4	1	1	0	0	1	1				
Bob Brenly, R OBP: 0.357, SLG: 0.388 (1, 3)	L5				F8					3	0	1	1	0	0	0				
Bob Melvin, R OBP: 0.269, SLG: 0.332 (1, 2)	F8				5-3		2B			2	0	0	1	0	0	0				
Luis Quiñones, S OBP: 0.228, SLG: 0.303 (5, 1)			K		5-3			F8		2	0	0	0	0	1	0				
Jeff Robinson, R OBP: 0.083, SLG: 0.091 (6, 1)										0	0	0	0	0	0	0				
Mark Davis, L OBP: 0.143, SLG: 0.286 (7, PH)										0	0	0	0	0	0	0				
Chili Davis, S OBP: 0.366, SLG: 0.401 (7, PH)										1	0	0	0	0	0	1				
Frank Williams, R OBP: 0.500, SLG: 0.500 (7, 1)										0	0	0	0	0	0	0				
Jose Uribe, S OBP: 0.300, SLG: 0.278 (1, 6)	F8				B1-3			F3		3	0	0	0	0	0	0				
Terry Mulholland, R OBP: 0.067, SLG: 0.067 (1, 1)										1	0	0	0	0	1	0				
Juan Berenguer, R OBP: 0.167, SLG: 0.167 (4, 1)										0	0	0	0	0	0	0				
Randy Kutcher, R OBP: 0.263, SLG: 0.407 (5, 5)	K				F2			K		2	0	0	0	0	1	0				
Inning Stats	R: 0 E: 0 K: 1 S: 5	H: 0 LOB: 0 BB: 0 P: 5	R: 0 E: 0 K: 0 S: 3	H: 0 LOB: 0 BB: 0 P: 3	R: 0 E: 0 K: 2 S: 7	H: 0 LOB: 0 BB: 0 P: 7	R: 0 E: 0 K: 2 S: 8	H: 1 LOB: 1 BB: 0 P: 8	R: 0 E: 0 K: 0 S: 3	H: 0 LOB: 0 BB: 0 P: 3	R: 2 E: 0 K: 0 S: 5	H: 2 LOB: 1 BB: 1 P: 9	R: 0 E: 0 K: 1 S: 5	H: 0 LOB: 0 BB: 0 P: 5	R: 0 E: 0 K: 1 S: 5	H: 0 LOB: 0 BB: 0 P: 5	1B: 1 2B: 2 3B: 0 HR: 0	SF: 1 SAC: 0 DP: 0 HBP: 0	WP: 0 PB: 0 SB: 0 CS: 0	PA: 31
PITCHER Bob Ojeda, L ERA: 2.63 (1, 1)	IP: 9.0 WLS: W BF: 31 H: 3 R: 2 ER: 2 SO: 7 BB: 1 IBB: 0 HBP: 0 BLK: 0 WP: 0 HR: 0 S: 44 P: 48 ERA: 2.00 WHIP: 0.444															PITCHER				

Batter	1	2	3	4	5	6	7	8	9	AB	R	H	RBI	BB	SO	LOB	BOTTOM				
Lenny Dykstra, L OBP: 0.376, SLG: 0.457 (1, 8)	S			S		1-3		4-3		2	1	0	0	3	0	1	San Francisco Giants @ New York Mets Shea Stadium, Flushing, NY Wed Sep 03 1986, 7:05 PM EDT Att: 25,851 - Unknown livebaseballscorecards.com				
Mookie Wilson, S OBP: 0.362, SLG: 0.455 (1, 7)	BB	BB		BB			F9			3	1	0	0	1	1	3					
Keith Hernandez, L OBP: 0.403, SLG: 0.439 (1, 3)	E6			1-3		E4		K		4	1	1	0	0	1	1					
Gary Carter, R OBP: 0.334, SLG: 0.422 (1, 2)	SF8			F2		F9		6-3		3	0	0	1	0	0	1					
Kevin Mitchell, R OBP: 0.360, SLG: 0.495 (1, 9)	BB			1B		BB		K		2	1	1	0	2	1	0					
Ray Knight, R OBP: 0.353, SLG: 0.418 (1, 5)	K			1B		BB		F8		4	0	2	1	0	1	2					
Tim Lincecum, R OBP: 0.333, SLG: 0.386 (1, 4)	CS			1B		BB		1-3		2	0	1	1	1	0	0					
Wally Backman, S OBP: 0.376, SLG: 0.382 (9, 4)	2-3			1B		BB		1-3		1	0	0	0	0	0	0					
Rafael Santana, R OBP: 0.285, SLG: 0.258 (5, PH)										2	0	0	0	0	0	0					
Darryl Strawberry, L OBP: 0.358, SLG: 0.487 (6, 6)		6-3				F9		K		1	0	0	0	0	1	3					
Kevin Elster, R OBP: 1.000, SLG: 1.000 (6, 6)								SH2-4		1	0	1	0	0	0	0					
Bob Ojeda, L OBP: 0.113, SLG: 0.098 (1, 1)				K				SH2-4		2	0	0	0	1	1	3					
Inning Stats	R: 2 E: 1 K: 1 S: 5	H: 0 LOB: 1 BB: 3 P: 17	R: 0 E: 0 K: 0 S: 3	H: 0 LOB: 2 BB: 2 P: 11	R: 1 E: 0 K: 0 S: 5	H: 3 LOB: 2 BB: 0 P: 5	R: 0 E: 0 K: 2 S: 7	H: 0 LOB: 1 BB: 1 P: 11	R: 1 E: 1 K: 1 S: 7	H: 2 LOB: 3 BB: 2 P: 15	R: 0 E: 0 K: 1 S: 5	H: 0 LOB: 0 BB: 0 P: 5	R: 0 E: 0 K: 0 S: 5	H: 0 LOB: 0 BB: 0 P: 5	R: 0 E: 0 K: 0 S: 4	H: 1 LOB: 1 BB: 0 P: 4		1B: 6 2B: 0 3B: 0 HR: 0	SF: 1 SAC: 1 DP: 0 HBP: 0	WP: 0 PB: 0 SB: 2 CS: 1	PA: 38
PITCHER Terry Mulholland, L ERA: 4.19 (1, 1)	IP: 3.0 WLS: L BF: 16 H: 3 R: 3 ER: 3 SO: 2 BB: 5 IBB: 0 HBP: 0 BLK: 0 WP: 0 HR: 0 S: 13 P: 33 ERA: 6.00 WHIP: 2.667															PITCHER					
Juan Berenguer, R ERA: 2.76 (4, 1)	IP: 1.1 WLS: 0 BF: 8 H: 2 R: 1 ER: 1 SO: 2 BB: 2 IBB: 0 HBP: 0 BLK: 0 WP: 0 HR: 0 S: 10 P: 18 ERA: 6.75 WHIP: 3.000																				
Jeff Robinson, L ERA: 0.59 (5, 1)	IP: 1.0 WLS: 0 BF: 4 H: 0 R: 0 ER: 0 SO: 1 BB: 1 IBB: 0 HBP: 0 BLK: 0 WP: 0 HR: 0 S: 5 P: 9 ERA: 0.00 WHIP: 1.000																				
Mark Davis, L ERA: 2.97 (6, 1)	IP: 0.2 WLS: 0 BF: 2 H: 0 R: 0 ER: 0 SO: 1 BB: 0 IBB: 0 HBP: 0 BLK: 0 WP: 0 HR: 0 S: 4 P: 4 ERA: 0.00 WHIP: 0.000																				
Frank Williams, R ERA: 1.37 (7, 1)	IP: 2.0 WLS: 1 BF: 7 H: 1 R: 0 ER: 0 SO: 1 BB: 0 IBB: 0 HBP: 0 BLK: 0 WP: 0 HR: 0 S: 9 P: 9 ERA: 0.00 WHIP: 0.500																				

Batter	1	2	3	4	5	6	7	8	9	AB	R	H	RBI	BB	SO	LOB	TOP										
Tim Flannery, L OBP: 0.387, SLG: 0.362 (1, 4)										5	0	0	0	0	0	4											
Tony Gwynn, L OBP: 0.388, SLG: 0.479 (1, 9)										5	0	2	0	0	1	0											
John Kruk, L OBP: 0.417, SLG: 0.444 Marvell Wynne, L OBP: 0.282, SLG: 0.398 (7, PR)										4	1	3	0	0	1	1											
Camelto Martinez, R OBP: 0.348, SLG: 0.351 (9, PH)										0	0	0	0	0	0	0											
Kevin McReynolds, R OBP: 0.360, SLG: 0.497 (1, 8)										1	0	0	0	0	0	0											
Steve Garvey, R OBP: 0.290, SLG: 0.425 (1, 3)										4	1	2	2	0	1	2											
Terry Kennedy, L OBP: 0.320, SLG: 0.393 (1, 2)										3	0	0	0	1	1	1											
Graig Nettles, L OBP: 0.289, SLG: 0.379 Bip Roberts, S OBP: 0.271, SLG: 0.288 Jerry Royster, R OBP: 0.336, SLG: 0.378 (8, PR)										4	0	3	0	0	0	2											
Garry Templeton, S OBP: 0.283, SLG: 0.298 (1, 6)										4	0	1	0	0	1	3											
Andy Hawkins, R OBP: 0.183, SLG: 0.186 Craig Lefferts, L OBP: 0.143, SLG: 0.571 Lance McCullers, S OBP: 0.167, SLG: 0.095 (8, 1)										4	0	1	0	0	2	2											
Inning Stats	R: 0 E: 0 K: 1 S: 6	H: 1 LOB: 1 BB: 0 P: 6	R: 1 E: 0 K: 1 S: 8	H: 3 LOB: 2 BB: 0 P: 8	R: 2 E: 0 K: 1 S: 8	H: 4 LOB: 2 BB: 1 P: 12	R: 0 E: 0 K: 1 S: 7	H: 2 LOB: 2 BB: 0 P: 7	R: 0 E: 0 K: 0 S: 3	H: 0 LOB: 0 BB: 0 P: 3	R: 0 E: 0 K: 1 S: 6	H: 1 LOB: 1 BB: 0 P: 6	R: 0 E: 0 K: 1 S: 6	H: 1 LOB: 2 BB: 0 P: 6	R: 0 E: 0 K: 0 S: 3	H: 0 LOB: 0 BB: 0 P: 3	1B: 9 2B: 3 3B: 0 HR: 1	SF: 0 SAC: 0 DP: 0 HBP: 0	WP: 0 PB: 0 SB: 0 CS: 0	PA: 40							
PITCHER	IP	WLS	BF	H	R	ER	SO	BB	IBB	HBP	BLK	WP	HR	S	P	ERA	WHIP										
Ron Darling, R ERA: 3.11 Jesse Orosco, L ERA: 2.33	7.0		33	12	3	3	6	1	0	0	0	0	1	44	48	3.86	1.857										

San Diego Padres @ New York Mets
Shea Stadium, Flushing, NY
Sat Sep 06 1986, 3:33 AM EDT
Att: 46,879 - Unknown


AB 39
R 3
H 13
RBI 3
BB 1
SO 7
LOB 19



Batter	1	2	3	4	5	6	7	8	9	AB	R	H	RBI	BB	SO	LOB	BOTTOM										
Lenny Dykstra, L OBP: 0.377, SLG: 0.460 (1, 8)										4	1	2	0	0	0	0											
Wally Backman, S OBP: 0.379, SLG: 0.382 (1, 4)										2	1	1	0	1	0	0											
Keith Hernandez, L OBP: 0.404, SLG: 0.442 (1, 3)										4	0	2	2	0	0	2											
Gary Carter, R OBP: 0.335, SLG: 0.438 (1, 2)										4	2	2	2	0	0	3											
Darryl Strawberry, L OBP: 0.355, SLG: 0.482 (1, 9)										4	0	0	0	0	1	2											
Mookie Wilson, S OBP: 0.358, SLG: 0.451 (1, 7)										3	0	0	0	0	3	0											
Ray Knight, R OBP: 0.141, SLG: 0.418 Howard Johnson, S OBP: 0.341, SLG: 0.451 (4, PR)										2	0	1	0	0	0	0											
Kevin Elster, R OBP: 0.250, SLG: 0.250 (1, 6)										3	0	0	0	0	1	1											
Ron Darling, R OBP: 0.141, SLG: 0.132 Lee Mazzilli, S OBP: 0.368, SLG: 0.328 Jesse Orosco, R (8, 1)										2	0	0	0	0	0	0											
Inning Stats	R: 0 E: 0 K: 0 S: 5	H: 2 LOB: 2 BB: 0 P: 5	R: 0 E: 0 K: 1 S: 5	H: 0 LOB: 0 BB: 0 P: 5	R: 1 E: 0 K: 0 S: 4	H: 1 LOB: 1 BB: 1 P: 8	R: 0 E: 0 K: 1 S: 6	H: 1 LOB: 1 BB: 0 P: 6	R: 0 E: 0 K: 0 S: 3	H: 0 LOB: 0 BB: 0 P: 3	R: 1 E: 0 K: 2 S: 7	H: 1 LOB: 0 BB: 0 P: 7	R: 0 E: 0 K: 1 S: 7	H: 3 LOB: 0 BB: 0 P: 7	R: 2 E: 0 K: 1 S: 7	H: 3 LOB: 0 BB: 0 P: 7	1B: 4 2B: 2 3B: 0 HR: 2	SF: 0 SAC: 1 DP: 0 HBP: 0	WP: 0 PB: 0 SB: 0 CS: 0	PA: 32							
PITCHER	IP	WLS	BF	H	R	ER	SO	BB	IBB	HBP	BLK	WP	HR	S	P	ERA	WHIP										
Andy Hawkins, R ERA: 4.33 Craig Lefferts, L ERA: 2.46 Lance McCullers, R ERA: 2.52	7.0		28	6	3	3	5	1	0	0	0	0	0	2	2	0.00	3.000										
	0.1	L	2	1	0	0	0	0	0	0	0	0	0	2	2	0.00	3.000										
	0.2	L	2	1	1	1	1	0	0	0	0	0	1	4	4	13.50	1.500										

San Diego Padres @ New York Mets
Shea Stadium, Flushing, NY
Sat Sep 06 1986, 3:33 AM EDT
Att: 46,879 - Unknown

AB 30
R 4
H 8
RBI 4
BB 1
SO 6
LOB 8



Batter	1	2	3	4	5	6	7	8	9	AB	R	H	RBI	BB	SO	LOB	TOP			
Tim Flannery, L OBP: 0.383, SLG: 0.358 (1, 4)	0-0 4-3		0-0 L7			0-3 K		0-0 F7		4	0	0	0	0	1	3				
Tony Gwynn, L OBP: 0.385, SLG: 0.475 (1, 9)	0-0 4-3			0-0 F7		0-0 F8		0-0 L1		4	0	0	0	0	0	2				
John Kruk, L OBP: 0.412, SLG: 0.438 Gene Walter, L OBP: 0.300, SLG: 0.333 Jerry Royster, R OBP: 0.339, SLG: 0.381 (9, FH)	0-0 4-3			0-0 6-3		0-3 K			0-0 1B	3	0	0	0	0	1	0				
Kevin McReynolds, R OBP: 0.357, SLG: 0.492 (1, 8)		0-3 K		0-0 F9				0-0 F9		4	0	0	0	0	1	1				
Carmelo Martinez, R OBP: 0.346, SLG: 0.388 (6, 7)		0-0 P5			0-0 1-3			0-0 6-3		4	0	1	0	0	0	0				
Terry Kennedy, L OBP: 0.317, SLG: 0.389 (1, 2)		0-0 F7			0-0 4-3			0-3 K		4	0	0	0	0	2	2				
Graig Nettles, L OBP: 0.291, SLG: 0.377 (1, 5)			0-0 F7		4-0 FC6-4 BB			4-0 E BB		2	0	0	0	2	0	2				
Garry Templeton, S OBP: 0.283, SLG: 0.298 (1, 6)			0-0 SH1-3 1B		0-0 FC6-4			0-0 L7		3	0	1	0	0	0	2				
Dave LaPoint, L (1, 1) Bob Stoddard, R (4, 1) Dane Iorg, L OBP: 0.258, SLG: 0.363 (6, 3)			0-0 SH1-3			0-0 HR		0-0 E6		0	0	0	0	0	0	0				
Inning Stats	R: 0 E: 0 K: 0 S: 3	H: 0 LOB: 0 BB: 0 P: 3	R: 0 E: 0 K: 1 S: 5	H: 0 LOB: 0 BB: 0 P: 5	R: 0 E: 0 K: 0 S: 4	H: 1 LOB: 1 BB: 0 P: 4	R: 0 E: 0 K: 0 S: 3	H: 0 LOB: 0 BB: 0 P: 3	R: 0 E: 0 K: 2 S: 8	H: 0 LOB: 0 BB: 0 P: 8	R: 0 E: 0 K: 1 S: 5	H: 0 LOB: 0 BB: 0 P: 5	R: 0 E: 1 K: 0 S: 4	H: 0 LOB: 2 BB: 1 P: 8	R: 0 E: 0 K: 1 S: 7	H: 2 LOB: 2 BB: 0 P: 7	1B: 3 2B: 0 3B: 0 HR: 1	SF: 0 SAC: 1 DP: 0 HBP: 0	WP: 0 PB: 0 SB: 0 CS: 0	PA: 34
PITCHER Dwight Gooden, R ERA: 2.94 (1, 1)	IP: 9.0 WLS: W BF: 34 H: 4 R: 1 ER: 1 SO: 5 BB: 2 IBB: 0 HBP: 0 BLK: 0 WP: 0 HR: 1 S: 42 P: 50 ERA: 1.00 WHIP: 0.667															PITCHER				

San Diego Padres @ New York Mets
Shea Stadium, Flushing, NY
Sun Sep 07 1986, 3:33 AM EDT
Unknown

AB	31
R	1
H	4
RBI	1
BB	2
SO	5
LOB	13



Batter	1	2	3	4	5	6	7	8	9	AB	R	H	RBI	BB	SO	LOB	BOTTOM			
Stan Jefferson, S OBP: 0.400, SLG: 0.250 (1, 8)	0-3 K	1-0 E 2B HBP		0-0 2B BB 1B	0-3 K			0-0 P4		4	2	1	0	0	2	1				
Mookie Wilson, S OBP: 0.382, SLG: 0.455 (1, 7)	4-0 1B SF8 BB	0-0 E5 2B		0-0 BB 2B		0-0 F3		0-0 2H 1B		4	2	2	2	1	0	2				
Kevin Mitchell, R OBP: 0.364, SLG: 0.498 (1, 9)	0-0 BB 1-3 1B	0-0 1H 2H 3H 2B		4-0 BB BB		0-0 F3		0-0 F8		4	0	2	3	1	0	1				
Gary Carter, R OBP: 0.335, SLG: 0.436 (1, 2)	0-0 SF8	0-0 F8		4-0 1-2 2-3 3-H BB		0-0 5-3				2	0	0	2	1	0	0				
Ray Knight, R OBP: 0.353, SLG: 0.415 (1, 5)	4-0 1-2 BB		0-0 5-3	0-0 F3		0-0 P6				3	0	0	0	1	0	3				
Lee Mazzilli, S OBP: 0.385, SLG: 0.325 (1, 3)	0-0 5-3		0-0 4-3 1B	0-0 P4		0-3 K				4	0	1	0	0	1	5				
Tim Teufel, R OBP: 0.328, SLG: 0.379 (1, 4)		0-0 E4 S BB E	0-0 4-3	0-0 1-3		0-0 1-3				4	1	0	0	0	0	4				
Kevin Elster, R OBP: 0.500, SLG: 0.333 (1, 6)		4-0 E 2B HBP BB	4-0 FC6-4 IBB	0-3 K		0-0 SH1-4 1B 1B				2	2	1	0	2	1	0				
Dwight Gooden, R OBP: 0.114, SLG: 0.118 (1, 1)		0-3 K	0-0 FC6-4	0-0 P9		0-0 SH1-4				3	0	0	0	0	1	4				
Inning Stats	R: 1 E: 0 K: 1 S: 6	H: 1 LOB: 2 BB: 2 P: 14	R: 4 E: 2 K: 1 S: 7	H: 1 LOB: 0 BB: 1 P: 12	R: 0 E: 0 K: 0 S: 4	H: 1 LOB: 2 BB: 1 P: 8	R: 1 E: 0 K: 0 S: 5	H: 2 LOB: 3 BB: 2 P: 13	R: 0 E: 0 K: 2 S: 7	H: 0 LOB: 0 BB: 0 P: 7	R: 0 E: 0 K: 0 S: 3	H: 0 LOB: 0 BB: 0 P: 3	R: 0 E: 0 K: 1 S: 5	H: 0 LOB: 1 BB: 0 P: 5	R: 1 E: 0 K: 0 S: 5	H: 2 LOB: 1 BB: 0 P: 5	1B: 5 2B: 2 3B: 0 HR: 0	SF: 1 SAC: 1 DP: 0 HBP: 1	WP: 0 PB: 0 SB: 1 CS: 0	PA: 39
PITCHER Dave LaPoint, L ERA: 5.23 Bob Stoddard, R ERA: 3.09 Gene Walter, L ERA: 4.15 (4, 1)	IP: 3.0 WLS: L BF: 22 H: 5 R: 6 ER: 2 SO: 2 BB: 5 IBB: 1 HBP: 0 BLK: 0 WP: 0 HR: 0 S: 19 P: 44 ERA: 6.00 WHIP: 3.333															PITCHER				

San Diego Padres @ New York Mets
Shea Stadium, Flushing, NY
Sun Sep 07 1986, 3:33 AM EDT
Unknown

AB	30
R	7
H	7
RBI	7
BB	6
SO	5
LOB	20



Batter	1	2	3	4	5	6	7	8	9	AB	R	H	RBI	BB	SO	LOB	TOP			
Luis Rivera, R OBP: 0.305, SLG: 0.283 (1, 6)										5	2	2	1	0	1	0				
Mitch Webster, S OBP: 0.358, SLG: 0.422 (1, 8)										5	2	2	2	0	1	0				
Tim Raines, S OBP: 0.410, SLG: 0.491 (1, 7)										4	1	2	0	1	0	0				
Andre Dawson, R OBP: 0.329, SLG: 0.469 Herm Winningham, L OBP: 0.297, SLG: 0.361 (1, 9) (8, 9)										5	1	3	2	0	0	1				
Andres Galarraga, R OBP: 0.333, SLG: 0.390 (1, 3)										4	1	2	1	1	2	3				
Jim Wohlford, R OBP: 0.296, SLG: 0.359 Wayne Krenchicki, L OBP: 0.313, SLG: 0.321 (1, 5) (6, 5)										3	1	2	1	0	0	1				
Tom Foley, L OBP: 0.348, SLG: 0.392 (1, 4)										5	0	1	1	0	0	4				
Dann Bilardello, R OBP: 0.220, SLG: 0.228 (1, 2)										5	0	0	0	0	1	3				
Bob Sebra, R OBP: 0.316, SLG: 0.333 (1, 1)										4	1	1	0	0	1	2				
Inning Stats	R: 0 E: 0 K: 0 S: 4	H: 1 LOB: 1 BB: 0 P: 4	R: 0 E: 1 K: 0 S: 4	H: 2 LOB: 1 BB: 0 P: 4	R: 0 E: 0 K: 1 S: 5	H: 0 LOB: 0 BB: 0 P: 5	R: 2 E: 1 K: 0 S: 6	H: 2 LOB: 2 BB: 1 P: 10	R: 0 E: 0 K: 1 S: 5	H: 1 LOB: 0 BB: 0 P: 5	R: 5 E: 0 K: 0 S: 10	H: 7 LOB: 2 BB: 0 P: 10	R: 2 E: 0 K: 2 S: 10	H: 3 LOB: 2 BB: 1 P: 14	R: 0 E: 0 K: 1 S: 5	H: 0 LOB: 0 BB: 0 P: 5	1B: 11 2B: 5 3B: 1 HR: 1	SF: 0 SAC: 0 DP: 2 HBP: 0	WP: 0 PB: 0 SB: 0 CS: 0	PA: 44
PITCHER	IP WLS BF H R ER SO BB IBB HBP BLK WP HR S P ERA WHIP																			
Bob Ojeda, L ERA: 2.82 (1, 1)	6.2 L 30 10 6 6 3 1 0 0 0 0 0 1 35 39 8.10 1.650																			
Rick Anderson, R ERA: 2.95 (7, 1)	1.1 11 6 3 3 2 1 0 0 0 0 0 0 14 18 20.25 5.250																			
John Mitchell, R ERA: (9, 1)	1.0 3 0 0 0 1 0 0 0 0 0 0 0 5 5 0.00 0.000																			

Montreal Expos @ New York Mets
Shea Stadium, Flushing, NY
Mon Sep 08 1986, 7:05 PM EDT
Att: 24,964 - Unknown

AB 42
R 9
H 16
RBI 9
BB 2
SO 6
LOB 14

Batter	1	2	3	4	5	6	7	8	9	AB	R	H	RBI	BB	SO	LOB	BOTTOM					
Lenny Dykstra, L OBP: 0.379, SLG: 0.459 (1, 8)										4	0	1	0	0	0	1						
Wally Backman, S OBP: 0.384, SLG: 0.384 (1, 4)										3	0	0	0	1	0	0						
Keith Hernandez, L OBP: 0.406, SLG: 0.442 (1, 3)										4	0	0	0	0	1	2						
Gary Carter, R OBP: 0.333, SLG: 0.433 (1, 2)										4	0	1	0	0	2	0						
Darryl Strawberry, L OBP: 0.353, SLG: 0.484 (1, 9)										4	1	1	1	0	1	1						
Mookie Wilson, S OBP: 0.358, SLG: 0.449 (1, 7)										4	0	0	0	0	0	1						
Ray Knight, R OBP: 0.353, SLG: 0.415 (1, 5)										3	0	1	0	0	1	1						
Rafael Santana, R OBP: 0.281, SLG: 0.254 (1, 6)										3	0	0	0	0	0	1						
Bob Ojeda, L OBP: 0.125, SLG: 0.111 Rick Anderson, R OBP: 0.100, SLG: 0.100 Lee Mazzilli, S OBP: 0.361, SLG: 0.320 John Mitchell, R (1, 1) (7, 1) (6, PH) (9, 1)										2	0	1	0	0	1	0						
Inning Stats	R: 0 E: 0 K: 0 S: 3	H: 0 LOB: 0 BB: 0 P: 3	R: 0 E: 0 K: 2 S: 8	H: 1 LOB: 1 BB: 0 P: 8	R: 0 E: 0 K: 1 S: 6	H: 1 LOB: 2 BB: 1 P: 10	R: 0 E: 0 K: 0 S: 3	H: 0 LOB: 0 BB: 0 P: 3	R: 0 E: 0 K: 0 S: 4	H: 1 LOB: 1 BB: 0 P: 4	R: 0 E: 0 K: 2 S: 7	H: 0 LOB: 0 BB: 0 P: 7	R: 0 E: 0 K: 0 S: 4	H: 1 LOB: 1 BB: 0 P: 4	R: 0 E: 0 K: 1 S: 5	H: 0 LOB: 0 BB: 0 P: 5	R: 1 E: 0 K: 1 S: 6	H: 1 LOB: 0 BB: 0 P: 6	1B: 4 2B: 0 3B: 0 HR: 1	SF: 0 SAC: 0 DP: 0 HBP: 0	WP: 0 PB: 0 SB: 0 CS: 0	PA: 33
PITCHER	IP WLS BF H R ER SO BB IBB HBP BLK WP HR S P ERA WHIP																					
Bob Sebra, R ERA: 3.92 (1, 1)	9.0 W 33 5 1 1 7 1 0 0 0 0 0 1 46 50 1.00 0.667																					

Montreal Expos @ New York Mets
Shea Stadium, Flushing, NY
Mon Sep 08 1986, 7:05 PM EDT
Att: 24,964 - Unknown

AB 32
R 1
H 5
RBI 1
BB 1
SO 7
LOB 7

Batter	1	2	3	4	5	6	7	8	9	AB	R	H	RBI	BB	SO	LOB	TOP			
Tom Foley, L OBP: 0.345, SLG: 0.392 (1.4)										5	1	1	0	0	0	3	Montreal Expos @ New York Mets Shea Stadium, Flushing, NY Tue Sep 09 1986, 7:05 PM EDT Att: 26,867 - Unknown			
Mitch Webster, S OBP: 0.358, SLG: 0.421 (1.8)										5	0	2	0	0	1	3				
Tim Raines, S OBP: 0.410, SLG: 0.490 (1.7)										5	1	2	1	0	0	2				
Andre Dawson, R OBP: 0.330, SLG: 0.475 (1.9)										5	1	2	2	0	0	3				
Wayne Krenchicki, L OBP: 0.320, SLG: 0.328 (1.5)										5	1	3	0	0	1	0				
Andrés Galaraga, R OBP: 0.338, SLG: 0.411 (1.3)										5	3	3	2	0	2	3				
Luis Rivera, R OBP: 0.300, SLG: 0.278 (1.6)										5	1	1	0	0	2	4				
Dann Bilardello, R OBP: 0.222, SLG: 0.247 (1.2)										3	1	1	1	0	0	3				
Bob McClure, R OBP: 0.333, SLG: 0.333 (6.1)										0	0	0	0	0	0	0				
Wallace Johnson, S OBP: 0.320, SLG: 0.354 (8. PH)										1	0	1	1	0	0	0				
Randy Hunt, R OBP: 0.200, SLG: 0.143 (8.2)										1	0	1	1	0	0	0				
Bryn Smith, R OBP: 0.194, SLG: 0.207 (4.1)										2	0	1	0	0	0	0				
Andy McCaffigan, R OBP: 0.248, SLG: 0.266 (4.1)										0	0	0	0	0	0	0				
Wilfredo Tejedor, R OBP: 0.248, SLG: 0.266 (4.1)										0	0	0	0	0	0	0				
Herm Winningham, L OBP: 0.248, SLG: 0.266 (4.1)										0	0	0	0	0	0	0				
Jim Wohlford, R OBP: 0.248, SLG: 0.266 (4.1)										0	0	0	0	0	0	0				
Tim Burke, R OBP: 0.248, SLG: 0.266 (4.1)										0	0	0	0	0	0	0				
Bob Sebra, R OBP: 0.248, SLG: 0.266 (4.1)										0	0	0	0	0	0	0				
Jeff Reardon, R OBP: 0.143, SLG: 0.143 (9.1)										0	0	0	0	0	0	0				
Inning Stats	R: 1 E: 0 K: 0 S: 4	H: 2 LOB: 0 BB: 0 P: 4	R: 0 E: 0 K: 2 S: 8	H: 1 LOB: 1 BB: 0 P: 8	R: 0 E: 0 K: 1 S: 4	H: 1 LOB: 1 BB: 0 P: 4	R: 3 E: 0 K: 1 S: 8	H: 3 LOB: 0 BB: 0 P: 8	R: 0 E: 0 K: 1 S: 7	H: 2 LOB: 2 BB: 0 P: 7	R: 0 E: 0 K: 1 S: 7	H: 2 LOB: 2 BB: 0 P: 7	R: 2 E: 0 K: 1 S: 9	H: 4 LOB: 2 BB: 0 P: 9	R: 3 E: 0 K: 1 S: 9	H: 4 LOB: 1 BB: 0 P: 9	1B: 14 2B: 3 3B: 0 HR: 3	SF: 0 SAC: 0 DP: 1 HBP: 0	WP: 2 PB: 0 SB: 0 CS: 0	PA: 45
PITCHER	IP WLS BF H R ER SO BB IBB HBP BLK WP HR S P ERA WHIP																			
Rick Aguilera, R ERA: 4.13 (1.1)	7.0	31	11	4	4	5	0	0	0	0	1	2	41	41	5.14	1.571				
Roger McDowell, R ERA: 2.63 (8.1)	0.1	4	3	2	2	0	0	0	0	1	0	4	4	54.00	9.000					
Jesse Orosco, L ERA: 2.67 (8.1)	1.2	L	10	5	3	3	2	0	0	0	1	14	14	16.20	3.000					


AB	45
R	9
H	19
RBI	9
BB	0
SO	7
LOB	22




Batter	1	2	3	4	5	6	7	8	9	AB	R	H	RBI	BB	SO	LOB	BOTTOM			
Lenny Dykstra, L OBP: 0.379, SLG: 0.458 (1.8)										5	1	2	2	0	1	2	Montreal Expos @ New York Mets Shea Stadium, Flushing, NY Tue Sep 09 1986, 7:05 PM EDT Att: 26,867 - Unknown			
Wally Backman, S OBP: 0.382, SLG: 0.382 (1.4)										5	0	1	1	0	0	1				
Keith Hernandez, L OBP: 0.406, SLG: 0.440 (1.3)										4	0	1	0	1	0	2				
Gary Carter, R OBP: 0.331, SLG: 0.429 (1.2)										4	0	0	0	0	1	2				
Darryl Strawberry, L OBP: 0.354, SLG: 0.491 (1.9)										4	2	2	1	0	2	1				
Danny Heep, L OBP: 0.386, SLG: 0.426 (1.7)										4	2	1	0	0	0	1				
Mookie Wilson, S OBP: 0.358, SLG: 0.449 (9.7)										0	0	0	0	0	0	0				
Ray Knight, R OBP: 0.352, SLG: 0.416 (1.5)										4	1	1	1	0	1	2				
Rafael Santana, R OBP: 0.283, SLG: 0.257 (1.6)										4	1	2	2	0	0	1				
Rick Aguilera, R OBP: 0.234, SLG: 0.318 (8.1)										2	0	0	0	0	0	2				
Roger McDowell, R OBP: 0.333, SLG: 0.294 (8.1)										0	0	0	0	0	0	0				
Jesse Orosco, R OBP: 0.333, SLG: 0.294 (8.1)										0	0	0	0	0	0	0				
Lee Mazzilli, S OBP: 0.365, SLG: 0.320 (8. PH)										0	0	0	0	1	0	0				
Inning Stats	R: 0 E: 0 K: 0 S: 3	H: 0 LOB: 1 BB: 1 P: 7	R: 3 E: 1 K: 0 S: 6	H: 3 LOB: 0 BB: 0 P: 6	R: 0 E: 0 K: 1 S: 6	H: 1 LOB: 1 BB: 0 P: 6	R: 3 E: 0 K: 0 S: 7	H: 4 LOB: 1 BB: 0 P: 7	R: 0 E: 0 K: 2 S: 7	H: 0 LOB: 0 BB: 0 P: 7	R: 0 E: 0 K: 2 S: 8	H: 1 LOB: 1 BB: 0 P: 8	R: 0 E: 0 K: 0 S: 4	H: 0 LOB: 0 BB: 0 P: 4	R: 0 E: 1 K: 0 S: 3	H: 0 LOB: 1 BB: 1 P: 7	1B: 7 2B: 1 3B: 1 HR: 1	SF: 0 SAC: 1 DP: 0 HBP: 0	WP: 0 PB: 0 SB: 0 CS: 0	PA: 40
PITCHER	IP WLS BF H R ER SO BB IBB HBP BLK WP HR S P ERA WHIP																			
Bryn Smith, R ERA: 3.94 (1.1)	3.2	19	7	6	4	1	0	0	0	0	0	14	14	9.82	2.182					
Andy McGaffigan, R ERA: 2.9 (4.1)	2.0	8	2	0	0	3	0	0	0	0	0	14	14	0.00	1.000					
Bob McClure, L ERA: 3.38 (6.1)	1.1	4	0	0	0	1	0	0	0	0	0	6	6	0.00	0.000					
Tim Burke, R ERA: 2.64 (8.1)	1.0	W	4	1	1	1	0	0	0	0	1	4	4	9.00	1.000					
Jeff Reardon, R ERA: 3.64 (9.1)	1.0	S	4	0	0	0	1	0	0	0	0	3	7	0.00	1.000					

AB	36
R	7
H	10
RBI	7
BB	2
SO	5
LOB	14



Batter	1	2	3	4	5	6	7	8	9	AB	R	H	RBI	BB	SO	LOB	TOP					
Tom Foley, L (1,4) OBP: 0.339, SLG: 0.385	3-1		F9			F9		F8		4	0	0	0	0	0	1	<p>Montreal Expos @ New York Mets Shea Stadium, Flushing, NY Wed Sep 10 1986, 7:05 PM EDT Att: 31,934 - Unknown</p> <p>livebaseballscorecards.com</p> <p>AB 31 R 1 H 5 RBI 1 BB 3 SO 6 LOB 11</p> 					
Mitch Webster, S (1,8) OBP: 0.363, SLG: 0.425	FC4-6 BB		1B			CS 1B		1B		3	0	3	0	1	0	0						
Tim Raines, S (1,7) OBP: 0.411, SLG: 0.489	FC4-6 1-2		4-3			BB		1B		3	0	1	1	1	0	2						
Wayne Krenchicki, L (1,5) OBP: 0.314, SLG: 0.322	F7 1-2					4-3		K		4	0	0	0	0	1	4						
Andres Galarraga, R (1,3) OBP: 0.333, SLG: 0.404		5-3		6-3			F8	F9		4	0	0	0	0	0	2						
Herm Winningham, L (1,9) OBP: 0.281, SLG: 0.352		K		K			3-1		K	4	0	0	0	0	3	0						
Luis Rivera, R (1,6) OBP: 0.307, SLG: 0.273		WP HBP			5-3		BB	K		2	0	0	0	1	1	0						
Wilfredo Tejada, R (1,2) OBP: 0.327, SLG: 0.361		K			6-3		F8	F6		4	0	0	0	0	1	2						
Sergio Valdez, R (1,1) OBP: 0.094, SLG: 0.085			6-3							2	0	0	0	0	0	0						
Andy McGaffigan, R (7,1) OBP: 0.333, SLG: 0.333					1-3			1B		0	0	0	0	0	0	0						
Bob McClure, R (7,1) OBP: 0.327, SLG: 0.361								1B		0	0	0	0	0	0	0						
Wallace Johnson, S (8,PH) OBP: 0.327, SLG: 0.361								1B		1	1	1	0	0	0	0						
Bert Roberge, R (8,1) OBP: 0.327, SLG: 0.361								1B		0	0	0	0	0	0	0						
Inning Stats	R: 0 E: 0 K: 0 S: 3	H: 0 LOB: 1 BB: 1 P: 7	R: 0 E: 0 K: 2 S: 7	H: 0 LOB: 1 BB: 0 P: 8	R: 0 E: 0 K: 0 S: 4	H: 1 LOB: 1 BB: 0 P: 4	R: 0 E: 0 K: 1 S: 5	H: 0 LOB: 0 BB: 0 P: 5	R: 0 E: 0 K: 0 S: 3	H: 0 LOB: 0 BB: 0 P: 3	R: 0 E: 0 K: 0 S: 3	H: 1 LOB: 1 BB: 1 P: 7	R: 0 E: 0 K: 0 S: 3	H: 0 LOB: 0 BB: 1 P: 7	R: 1 E: 0 K: 1 S: 8	H: 3 LOB: 2 BB: 0 P: 8	R: 0 E: 0 K: 2 S: 7	H: 0 LOB: 0 BB: 0 P: 7	1B: 5 2B: 0 3B: 0 HR: 0	SF: 0 SAC: 0 DP: 0 HBP: 1	WP: 1 PB: 0 SB: 1 CS: 1	PA: 35
PITCHER	IP WLS BF H R ER SO BB IBB HBP BLK WP HR S P ERA WHIP																					
Ron Darling, R (1,1) ERA: 3.03	8.0 W 32 5 1 1 4 3 0 0 1 0 1 0 36 49 1.12 1.000																					
Roger McDowell, R (9,1) ERA: 2.61	1.0 3 0 0 0 2 0 0 0 0 0 0 0 7 7 0.00 0.000																					

Batter	1	2	3	4	5	6	7	8	9	AB	R	H	RBI	BB	SO	LOB	BOTTOM			
Lenny Dykstra, L (1,8) OBP: 0.379, SLG: 0.456	PB HR 4-3 BB	FC4-6 1B		3-1		6-3		F7		4	1	1	0	1	0	1	<p>Montreal Expos @ New York Mets Shea Stadium, Flushing, NY Wed Sep 10 1986, 7:05 PM EDT Att: 31,934 - Unknown</p> <p>livebaseballscorecards.com</p> <p>AB 33 R 6 H 11 RBI 5 BB 4 SO 2 LOB 17</p> 			
Wally Backman, S (1,4) OBP: 0.382, SLG: 0.382	4-3 1-2	FC4-6 BB		1B			1-3 1B	4-3		5	1	2	0	0	0	3				
Keith Hernandez, L (1,3) OBP: 0.410, SLG: 0.450	2H HR	1-2 BB		G1-4-3 1B			1-2 E 1-3 1B			3	2	3	2	1	0	0				
Gary Carter, R (1,2) OBP: 0.330, SLG: 0.427	HR 1B	F8		G1-4-3 1-2			1-3			4	1	1	0	0	0	6				
Darryl Strawberry, L (1,9) OBP: 0.351, SLG: 0.488	F9	3-1					SF7			3	0	0	1	0	0	3				
Mookie Wilson, S (1,7) OBP: 0.359, SLG: 0.459	1H HR			6-3			3H E5 FC5-4 1B			4	1	2	2	0	1	0				
Ray Knight, R (1,5) OBP: 0.351, SLG: 0.413	1B BB			L7			FC5-4			3	0	0	0	1	1	1				
Rafael Santana, R (1,6) OBP: 0.285, SLG: 0.258	1-2 1B					3-1		F9		3	0	1	0	1	0	0				
Ron Darling, R (1,1) OBP: 0.135, SLG: 0.127	F4									3	0	0	0	0	0	3				
Lee Mazzilli, S (8,PH) OBP: 0.369, SLG: 0.333				6-3						1	0	1	0	0	0	0				
Roger McDowell, R (9,1) OBP: 0.333, SLG: 0.294										0	0	0	0	0	0	0				
Inning Stats	R: 4 E: 0 K: 0 S: 7	H: 4 LOB: 2 BB: 2 P: 15	R: 0 E: 0 K: 0 S: 4	H: 1 LOB: 2 BB: 1 P: 8	R: 0 E: 0 K: 0 S: 3	H: 0 LOB: 1 BB: 1 P: 7	R: 0 E: 0 K: 0 S: 4	H: 2 LOB: 1 BB: 0 P: 4	R: 0 E: 0 K: 2 S: 7	H: 0 LOB: 0 BB: 0 P: 7	R: 0 E: 0 K: 0 S: 3	H: 0 LOB: 0 BB: 0 P: 3	R: 2 E: 1 K: 0 S: 6	H: 3 LOB: 1 BB: 0 P: 6	R: 0 E: 0 K: 0 S: 4	H: 1 LOB: 1 BB: 0 P: 4	1B: 8 2B: 1 3B: 0 HR: 2	SF: 1 SAC: 0 DP: 1 HBP: 0	WP: 0 PB: 1 SB: 0 CS: 0	PA: 38
PITCHER	IP WLS BF H R ER SO BB IBB HBP BLK WP HR S P ERA WHIP																			
Sergio Valdez, R (1,1) ERA: 7.5	6.0 L 30 9 6 5 2 4 0 0 0 0 0 0 2 30 46 7.50 2.167																			
Andy McGaffigan, R (7,1) ERA: 2.69	0.1 1 0 0 0 0 0 0 0 0 0 0 0 1 1 0.00 0.000																			
Bob McClure, L (7,1) ERA: 3.34	0.2 3 1 0 0 0 0 0 0 0 0 0 0 3 3 0.00 1.500																			
Bert Roberge, R (8,1) ERA: 7.23	1.0 4 1 0 0 0 0 0 0 0 0 0 0 4 4 0.00 1.000																			

Batter	1	2	3	4	5	6	7	8	9	10	11	12	13	AB	R	H	RBI	BB	SO	LOB	TOP						
Mookie Wilson, S (1.8) 1B OBP: 0.353, SLG: 0.447 (13, 7)	K		5-3			F8			F3		L4		K	6	0	0	0	0	2	2							
Kevin Mitchell, R (1.7) 1B Lenny Dykstra, L (13, 8) OBP: 0.375, SLG: 0.457	1B			4-3		FC6-4			5-3		F6			5	0	1	0	0	0	1							
Keith Hernandez, L (1.3) 1B OBP: 0.415, SLG: 0.449	1B				4-0			F7			1B			3	0	1	0	2	0	0							
Gary Carter, R (1.2) 1B OBP: 0.325, SLG: 0.416	G3-6-1			G1-4-3					1-3		1B			5	0	1	0	0	0	3							
Darryl Strawberry, L (1.9) 1B OBP: 0.349, SLG: 0.477						F9					K			4	0	2	0	1	1	2							
Ray Knight, R (1.5) 1B Roger McDowell, R (12, 1) OBP: 0.350, SLG: 0.415 OBP: 0.333, SLG: 0.294	F4							5-3			6-3			5	0	1	0	0	0	3							
Tim Teufel, R (1.4) 1B Jesse Orosco, R (10, 1) Howard Johnson, S (12, 5) OBP: 0.325, SLG: 0.378 OBP: 0.335, SLG: 0.438	F8					L4			F8		K			4	0	0	0	0	1	1							
Rafael Santana, R (1.6) 1B Lee Mazzilli, S (13, PH) Kevin Elister, R (13, 6) OBP: 0.281, SLG: 0.254 OBP: 0.373, SLG: 0.336 OBP: 0.429, SLG: 0.417				F9				F8			F9			4	0	0	0	0	0	0							
Ron Darling, R (1.1) 1B Wally Backman, S (10, 4) OBP: 0.143, SLG: 0.135 OBP: 0.355, SLG: 0.386				K				5-3			1-3			2	0	1	0	0	0	0							
Inning Stats	R: 0 E: 0 K: 1 S: 6	H: 2 LOB: 1 BB: 0 P: 6	R: 0 E: 0 K: 0 S: 3	H: 1 LOB: 0 BB: 0 P: 3	R: 0 E: 0 K: 1 S: 5	H: 0 LOB: 0 BB: 0 P: 5	R: 0 E: 0 K: 0 S: 2	H: 0 LOB: 0 BB: 1 P: 6	R: 0 E: 0 K: 0 S: 4	H: 1 LOB: 1 BB: 0 P: 4	R: 0 E: 0 K: 0 S: 3	H: 0 LOB: 0 BB: 0 P: 3	R: 0 E: 0 K: 1 S: 6	H: 0 LOB: 0 BB: 0 P: 10	R: 0 E: 0 K: 0 S: 5	H: 0 LOB: 0 BB: 0 P: 5	R: 0 E: 0 K: 0 S: 4	H: 1 LOB: 1 BB: 0 P: 4	R: 0 E: 0 K: 1 S: 6	H: 2 LOB: 1 BB: 0 P: 6	1B: 8 2B: 2 3B: 0 HR: 0	SF: 0 SAC: 0 DP: 3 HBP: 0	W/P: 1 PB: 0 SB: 1 CS: 1	PA: 46			
PITCHER	IP	WLS	BF	H	R	ER	SO	BB	IBB	HBP	BLK	WP	HR	S	P	ERA	WHIP										
John Tudor, L (1.1) ERA: 2.92	3.0		10	3	0	0	2	0	0	0	0	0	0	14	14	0.00	1.000										
Ricky Horton, L (4, 1) ERA: 2.02	7.0		25	3	0	0	2	3	0	0	0	0	0	26	38	0.00	0.857										
Pat Perry, L (11, 1) ERA: 3.5	1.2		6	1	0	0	0	0	0	0	0	0	0	6	6	0.00	0.600										
Todd Worrell, R (12, 1) ERA: 2.06	1.1	W	5	2	0	0	1	0	0	0	0	1	0	7	7	0.00	1.500										

New York Mets @ St. Louis Cardinals
 Busch Stadium, St. Louis, MO
 Mon Sep 15 1986, 7:05 PM CDT
 Att. 29,566 - Unknown

AB	43
R	0
H	9
RBI	0
BB	3
SO	5
LOB	12



Batter	1	2	3	4	5	6	7	8	9	10	11	12	13	AB	R	H	RBI	BB	SO	LOB	BOTTOM									
Vince Coleman, S (1.7) 1B OBP: 0.309, SLG: 0.291	F7		K			G3			K		K		5-3	6	0	0	0	0	3	2										
Willie McGee, S (1.8) 1B OBP: 0.311, SLG: 0.369	F7		BB			S		E6			S			4	1	2	0	2	0	0										
Andy Van Slyke, L (1.9) 1B OBP: 0.346, SLG: 0.433	K					F8					K			3	0	0	0	2	2	2										
Mike Laga, L (1.3) 1B Jim Lindeman, R (11, PH) John Morris, L (13, PH) OBP: 0.283, SLG: 0.473 OBP: 0.320, SLG: 0.478 OBP: 0.293, SLG: 0.271														4	0	1	0	0	2	5										
Terry Pendleton, S (1.5) 1B OBP: 0.279, SLG: 0.299														0	0	0	0	1	0	0										
Tom Herr, S (1.4) 1B Todd Worrell, R (12, 1) Curt Ford, L (13, PH) OBP: 0.332, SLG: 0.323 OBP: 0.143, SLG: 0.429 OBP: 0.317, SLG: 0.366														5	0	0	0	1	3	0										
Ozzie Smith, S (1.6) 1B OBP: 0.367, SLG: 0.325														3	0	1	0	2	0	0										
Michael LaValliere, L (1.2) 1B Tom Lawless, R (12, PH) Steve Lake, R (13, 2) OBP: 0.319, SLG: 0.305 OBP: 0.325, SLG: 0.324 OBP: 0.328, SLG: 0.377														5	0	1	0	0	1	4										
John Tudor, L (1.1) 1B Ricky Horton, L (4, 1) Fred Manrique, R (10, PH) Pat Perry, L (11, 1) José Oquendo, S (12, 4) OBP: 0.162, SLG: 0.167 OBP: 0.125, SLG: 0.067 OBP: 0.200, SLG: 0.800 OBP: 0.362, SLG: 0.349														1	0	0	0	0	0	0										
Inning Stats	R: 0 E: 0 K: 1 S: 5	H: 0 LOB: 0 BB: 0 P: 5	R: 0 E: 0 K: 1 S: 6	H: 2 LOB: 1 BB: 1 P: 10	R: 0 E: 0 K: 2 S: 7	H: 0 LOB: 2 BB: 2 P: 15	R: 0 E: 0 K: 0 S: 3	H: 0 LOB: 0 BB: 0 P: 3	R: 0 E: 0 K: 1 S: 5	H: 0 LOB: 0 BB: 0 P: 5	R: 0 E: 0 K: 0 S: 4	H: 1 LOB: 1 BB: 0 P: 4	R: 0 E: 0 K: 0 S: 3	H: 0 LOB: 0 BB: 0 P: 3	R: 0 E: 0 K: 2 S: 8	H: 0 LOB: 2 BB: 1 P: 12	R: 0 E: 0 K: 0 S: 4	H: 1 LOB: 1 BB: 0 P: 4	R: 0 E: 0 K: 2 S: 8	H: 1 LOB: 1 BB: 0 P: 8	R: 0 E: 0 K: 0 S: 2	H: 0 LOB: 0 BB: 1 P: 6	R: 0 E: 0 K: 0 S: 3	H: 1 LOB: 1 BB: 1 P: 7	R: 1 E: 0 K: 0 S: 2	H: 1 LOB: 3 BB: 3 P: 14	1B: 6 2B: 1 3B: 0 HR: 0	SF: 0 SAC: 1 DP: 2 HBP: 0	W/P: 0 PB: 0 SB: 3 CS: 1	PA: 51
PITCHER	IP	WLS	BF	H	R	ER	SO	BB	IBB	HBP	BLK	WP	HR	S	P	ERA	WHIP													
Ron Darling, R (1.1) ERA: 2.9	9.0		35	4	0	0	7	4	0	0	0	0	0	45	61	0.00	0.889													
Jesse Orosco, L (10, 1) ERA: 2.56	2.0		7	1	0	0	2	1	0	0	0	0	0	10	14	0.00	1.000													
Roger McDowell, R (12, 1) ERA: 2.91	1.1	L	9	2	1	1	0	3	1	0	0	0	0	5	21	6.75	3.750													

New York Mets @ St. Louis Cardinals
 Busch Stadium, St. Louis, MO
 Mon Sep 15 1986, 7:05 PM CDT
 Att. 29,566 - Unknown

AB	41
R	1
H	7
RBI	1
BB	9
SO	9
LOB	19



Batter	1	2	3	4	5	6	7	8	9	AB	R	H	RBI	BB	SO	LOB	TOP										
Mookie Wilson, S (1, 8) OBP: 0.353, SLG: 0.443 (7, 7)	0-3 K		4-0 G3 WP BB	0-0 L5		0-0 F6		4-0 IBB		3	1	0	0	2	1	3	New York Mets @ St. Louis Cardinals Busch Stadium, St. Louis, MO Tue Sep 16 1986, 7:05 PM CDT Att: 30,935 - Unknown livebaseballscores.com										
Kevin Mitchell, R (1, 7) Lenny Dykstra, L (7, PH) OBP: 0.373, SLG: 0.454 (7, 8)	0-0 F9		4-0 WP G3 BB	0-0 3-1			0-3 K	0-0 F5		2	1	0	0	1	0	0											
Keith Hernandez, L (1, 3) OBP: 0.414, SLG: 0.446	0-0 6-3		0-0 G3		0-0 F7		0-0 F5		0-0 L5-4 1B	5	0	1	0	0	0	2											
Gary Carter, R (1, 2) OBP: 0.331, SLG: 0.422		4-0 1B BB	4-0 WP 1B IBB		0-0 G4-6-3 1B		0-0 WP 2B		0-0 1-2 1B	3	1	3	0	2	0	0											
Darryl Strawberry, L (1, 9) Jesse Orosco, R (7, 1) OBP: 0.350, SLG: 0.476		0-0 1-2 1B	4-0 1B BB		0-0 G4-6-3 1-2		0-0 F6 2-3		0-0 B3	3	0	1	0	1	0	2											
Ray Knight, R (1, 5) OBP: 0.348, SLG: 0.413		0-0 F7	0-0 BB 1B			0-0 5-3		0-0 5-3	0-0 L5-4 2-3	5	0	1	2	0	0	4											
Tim Teufel, R (1, 4) Wally Backman, S (6, PR) OBP: 0.387, SLG: 0.394 (6, 4)		0-0 F9	4-0 BB			4-0 FC5-6 E BB		0-0 1B 3B		1	0	0	0	2	0	2											
Rafael Santana, R (1, 6) OBP: 0.280, SLG: 0.254		0-0 F8	0-0 L8			0-0 E6 FC5-6 1-2		0-0 WP 1B 3-H		4	0	1	1	0	0	6											
Rick Aguilera, R (1, 1) Lee Mazzilli, S (7, 9) OBP: 0.220, SLG: 0.298			0-3 K	0-0 F4		0-0 FC5-6 1-3 2-3		0-3 K 1-2		3	0	0	0	0	1	2											
Inning Stats	R: 0 E: 0 K: 1 S: 5	H: 0 LOB: 0 BB: 0 P: 5	R: 0 E: 0 K: 0 S: 4	H: 1 LOB: 2 BB: 1 P: 8	R: 3 E: 0 K: 1 S: 6	H: 1 LOB: 3 BB: 5 P: 26	R: 0 E: 0 K: 0 S: 3	H: 0 LOB: 0 BB: 0 P: 3	R: 0 E: 0 K: 0 S: 4	H: 0 LOB: 3 BB: 1 P: 8	R: 0 E: 0 K: 1 S: 6	H: 1 LOB: 1 BB: 0 P: 6	R: 1 E: 0 K: 1 S: 7	H: 2 LOB: 2 BB: 1 P: 11	R: 0 E: 0 K: 0 S: 4	H: 2 LOB: 1 BB: 0 P: 4		1B: 6 2B: 2 3B: 1 HR: 0	SF: 0 SAC: 0 DP: 2 HBP: 0	WP: 3 PA: 42 PB: 0 SB: 0 CS: 0							
PITCHER	IP	WLS	BF	H	R	ER	SO	BB	IBB	HBP	BLK	WP	HR	S	P	ERA	WHIP										
Tim Conroy, L (1, 1) ERA: 5.13	2.2	L	14	1	3	3	2	4	1	0	0	1	0	13	33	10.12	1.875										
Joe Boever, R (3, 1) ERA: 2.45	3.1		14	2	0	0	0	2	0	0	0	0	0	12	20	0.00	1.200										
Pat Perry, L (7, 1) ERA: 3.53	2.0		10	3	1	1	2	0	1	0	0	2	0	13	17	4.50	1.500										
Ray Sof, R (9, 1) ERA: 2.0	1.0		4	2	0	0	0	0	0	0	0	0	0	4	4	0.00	2.000										

Batter	1	2	3	4	5	6	7	8	9	AB	R	H	RBI	BB	SO	LOB	BOTTOM										
Vince Coleman, S (1, 7) OBP: 0.309, SLG: 0.290	0-3 K		0-0 G6-3 1B		0-0 F8		0-0 1-3		0-3 K	5	0	1	0	0	2	1	New York Mets @ St. Louis Cardinals Busch Stadium, St. Louis, MO Tue Sep 16 1986, 7:05 PM CDT Att: 30,935 - Unknown livebaseballscores.com										
Willie McGee, S (1, 8) OBP: 0.315, SLG: 0.377	0-0 BLK 1B 2B		0-0 G6-3 1-2			0-0 BB HBP 2B	0-0 1B			4	2	3	0	0	0	1											
Andy Van Slyke, L (1, 9) OBP: 0.345, SLG: 0.431	0-3 K			0-0 L7		0-3 K	0-0 1B			4	0	1	0	0	2	2											
Mike Laga, L (1, 3) Jim Lindeman, R (7, PH) OBP: 0.308, SLG: 0.458 (8, 3)	0-0 FC4-6 2H 1B			0-0 1-3		4-0 HBP BB BB	0-3 K			2	0	1	1	1	0	0											
Terry Pendleton, S (1, 5) OBP: 0.279, SLG: 0.302	0-0 FC4-6 1-2			0-0 3B		0-0 F6		0-0 F9		4	0	1	0	0	0	3											
Tom Herr, S (1, 4) OBP: 0.331, SLG: 0.321		0-3 K		0-0 F8		4-0 HBP BB		0-0 6-3		3	0	0	0	1	1	1											
Ozzie Smith, S (1, 6) Pat Perry, L (7, 1) Fred Manrique, R (8, PH) Ray Sof, R (9, 1) OBP: 0.167, SLG: 0.667		0-0 6-3			4-0 G4-6-3 BB	1-0 HBP		0-3 K		1	0	0	1	1	0	0											
Michael LaValliere, L (1, 2) Tito Landrum, R (8, PH) OBP: 0.275, SLG: 0.260		0-0 F7			0-0 G4-6-3 1-2	0-3 K		0-0 F8		3	0	0	0	0	1	4											
Tim Conroy, L (1, 1) Joe Boever, R (3, 1) José Oquendo, S (7, 6) OBP: 0.357, SLG: 0.344			0-0 4-3		0-0 1B		0-3 K		0-0 5-3	0	0	0	0	0	0	0											
Inning Stats	R: 1 E: 0 K: 2 S: 9	H: 2 LOB: 1 BB: 0 P: 9	R: 0 E: 0 K: 1 S: 5	H: 0 LOB: 0 BB: 0 P: 5	R: 0 E: 0 K: 0 S: 3	H: 1 LOB: 0 BB: 0 P: 3	R: 0 E: 0 K: 0 S: 4	H: 1 LOB: 1 BB: 0 P: 4	R: 0 E: 0 K: 2 S: 8	H: 1 LOB: 3 BB: 2 P: 17	R: 0 E: 0 K: 2 S: 9	H: 2 LOB: 2 BB: 0 P: 9	R: 0 E: 0 K: 1 S: 5	H: 0 LOB: 0 BB: 0 P: 5	R: 0 E: 0 K: 1 S: 5	H: 0 LOB: 0 BB: 0 P: 5		1B: 5 2B: 2 3B: 1 HR: 0	SF: 0 SAC: 0 DP: 2 HBP: 1	WP: 0 PA: 37 PB: 0 SB: 0 CS: 0							
PITCHER	IP	WLS	BF	H	R	ER	SO	BB	IBB	HBP	BLK	WP	HR	S	P	ERA	WHIP										
Rick Aguilera, R (1, 1) ERA: 4.06	6.2	W	30	8	2	2	6	3	0	0	0	0	0	13	13	0.00	0.000										
Jesse Orosco, L (7, 1) ERA: 2.49	2.1	S	7	0	0	0	3	0	0	0	0	0	0	13	13	0.00	0.000										

Batter	1	2	3	4	5	6	7	8	9	AB	R	H	RBI	BB	SO	LOB	TOP					
Chico Walker, S OBP: 0.397, SLG: 0.440 (1, 9)	0-0 6-3		0-0 6-3		0-0 F7			4-0 HR BB	0-0 4-3	4	1	0	0	1	0	3						
23 Ryne Sandberg, R OBP: 0.328, SLG: 0.406 (1, 4)	0-0 4-3 2B		0-3 K			4-0 4-3 S BB		0-3 K		3	0	1	0	1	2	1						
Rafael Palmeiro, L OBP: 0.290, SLG: 0.517 (1, 7)	0-0 4-3 2-3			4-0 G6-3 BB		0-3 K		0-0 K		3	1	1	2	1	1	2						
Keith Moreland, R OBP: 0.330, SLG: 0.391 (1, 5)	0-0 6-3			0-0 G6-3 1-2		0-0 4-3		0-0 6-3		4	0	0	0	0	0	3						
Leon Durham, L OBP: 0.346, SLG: 0.460 (1, 3)		0-0 5-3 1B		4-0 BB		0-0 G3		0-0 F8		3	0	1	0	1	0	1						
Jody Davis, R OBP: 0.284, SLG: 0.397 (1, 2)	0-0 5-3 1-2			0-0 F8				0-0 F9		3	0	0	0	1	0	2						
Shawon Dunston, R OBP: 0.282, SLG: 0.417 (1, 6)		0-3 K			0-0 L7			0-0 2B		4	0	1	0	0	1	2						
Bob Dernier, R OBP: 0.266, SLG: 0.303 (1, 8)																						
Chris Speier, R OBP: 0.370, SLG: 0.482 (9, PH)																						
Dave Martinez, L OBP: 0.193, SLG: 0.206 (9, PR)																						
Dennis Eckersley, R OBP: 0.179, SLG: 0.308 (1, 1)																						
Guy Hoffman, L (5, 1)																						
Thad Bosley, L OBP: 0.359, SLG: 0.333 (7, PH)																						
Frank DiPino, L OBP: 0.167, SLG: 0.167 (7, 1)																						
Jerry Mumphy, S OBP: 0.356, SLG: 0.393 (9, PH)																						
Inning Stats	R: 0 E: 0 K: 0 S: 4	H: 1 LOB: 1 BB: 0 P: 4	R: 0 E: 0 K: 2 S: 8	H: 1 LOB: 1 BB: 0 P: 8	R: 0 E: 0 K: 2 S: 7	H: 0 LOB: 0 BB: 0 P: 7	R: 0 E: 0 K: 0 S: 2	H: 0 LOB: 1 BB: 2 P: 10	R: 0 E: 0 K: 1 S: 4	H: 1 LOB: 1 BB: 1 P: 4	R: 0 E: 0 K: 1 S: 5	H: 0 LOB: 1 BB: 1 P: 9	R: 0 E: 0 K: 1 S: 6	H: 1 LOB: 1 BB: 0 P: 6	R: 2 E: 0 K: 1 S: 6	H: 1 LOB: 0 BB: 1 P: 10	R: 0 E: 0 K: 1 S: 6	H: 1 LOB: 2 BB: 1 P: 10	1B: 3 2B: 2 3B: 0 HR: 1	SF: 0 SAC: 0 DP: 1 HBP: 0	WP: 0 PB: 0 SB: 2 CS: 0	PA: 37
PITCHER Dwight Gooden, R ERA: 3.0 (1, 1)	IP: 9.0 WLS: W BF: 37 H: 6 R: 2 ER: 2 SO: 8 BB: 5 IBB: 0 HBP: 0 BLK: 0 WP: 0 HR: 1 S: 48 P: 68 ERA: 2.00 WHIP: 1.222															PITCHER	IP: 9.0 WLS: W BF: 37 H: 6 R: 2 ER: 2 SO: 8 BB: 5 IBB: 0 HBP: 0 BLK: 0 WP: 0 HR: 1 S: 48 P: 68 ERA: 2.00 WHIP: 1.222					

Chicago Cubs @ New York Mets
Shea Stadium, Flushing, NY
Wed Sep 17 1986, 7:05 PM EDT
Att: 47,823 - Unknown

AB	32
R	2
H	6
RBI	2
BB	5
SO	8
LOB	19

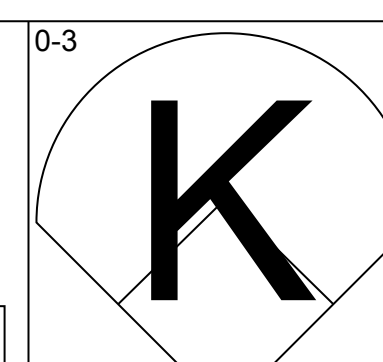
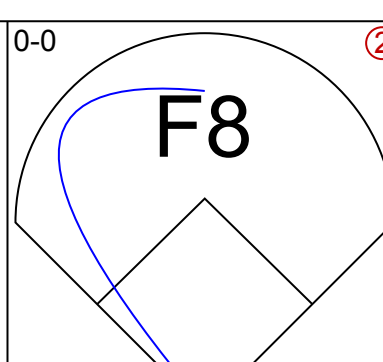
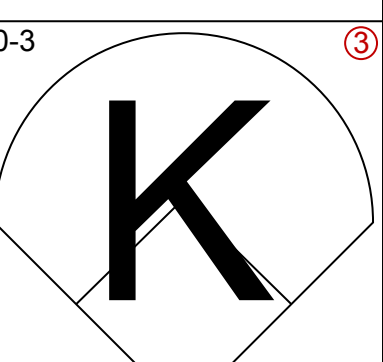
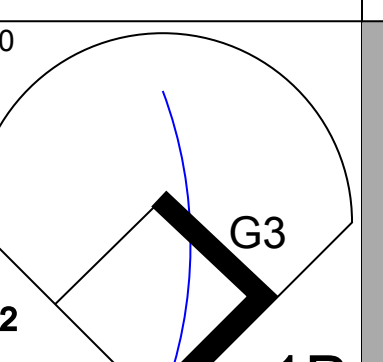
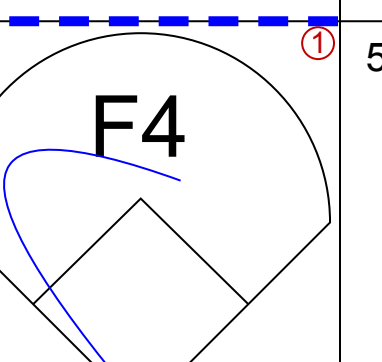
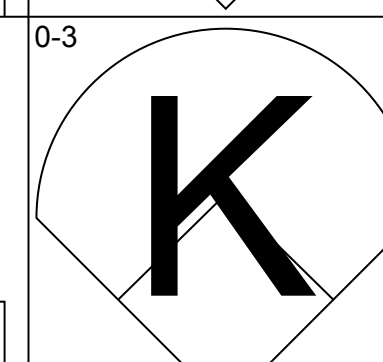
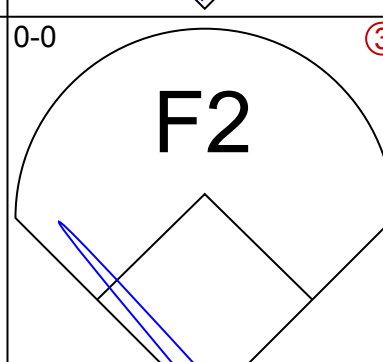
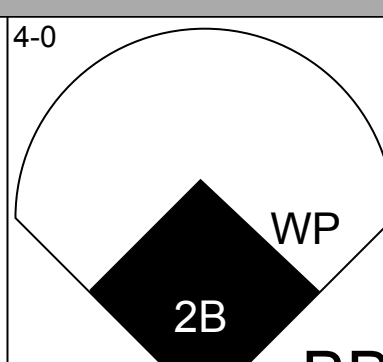
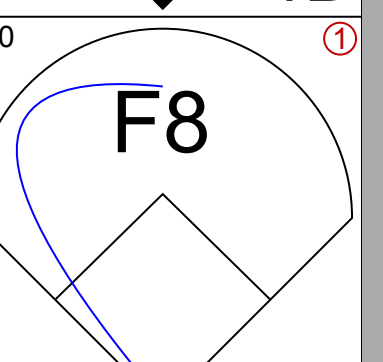
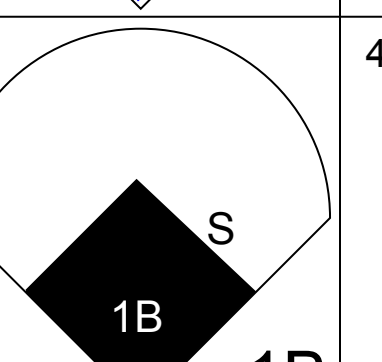
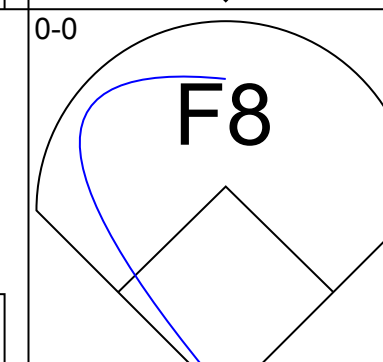
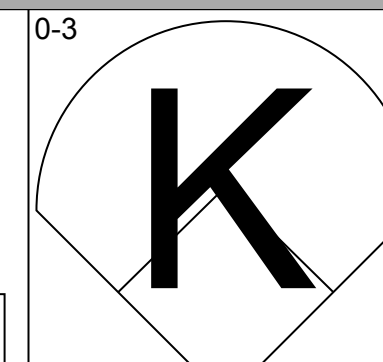
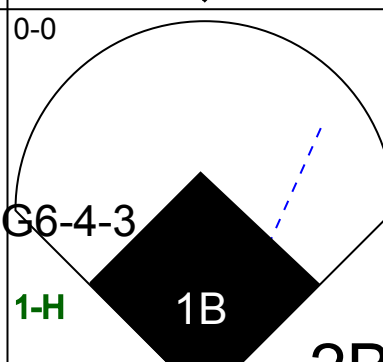
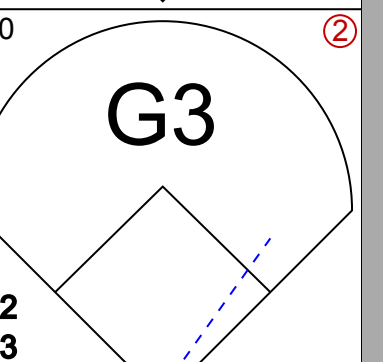
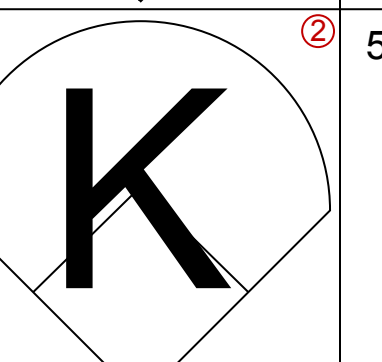
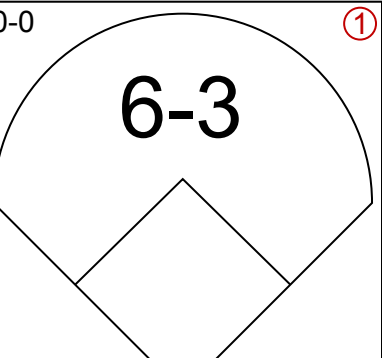
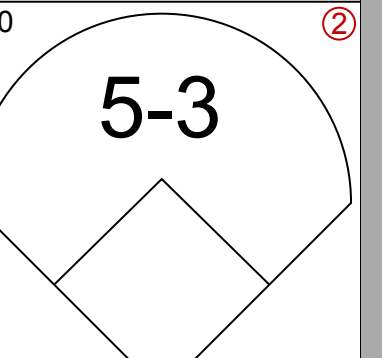
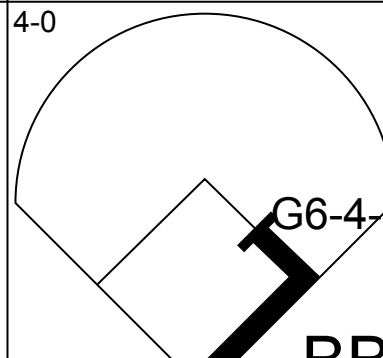
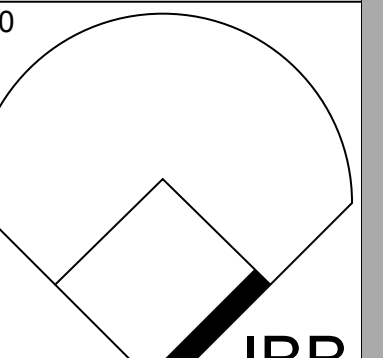
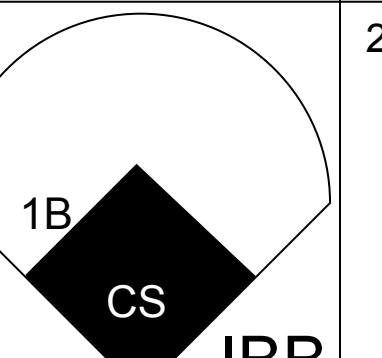
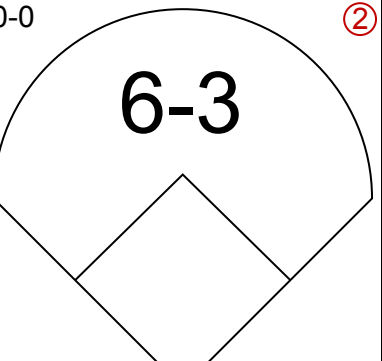
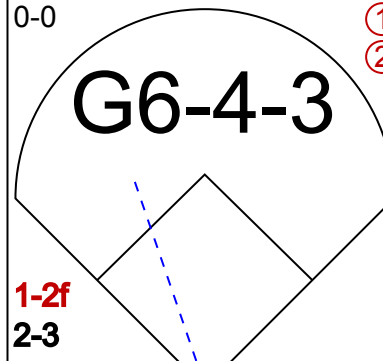
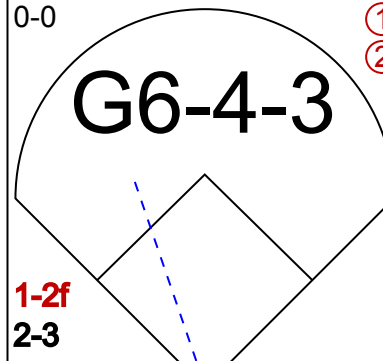
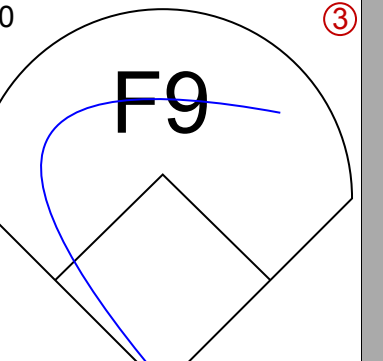
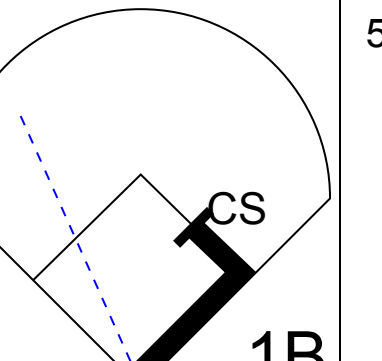
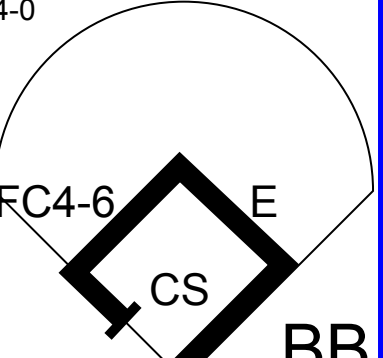
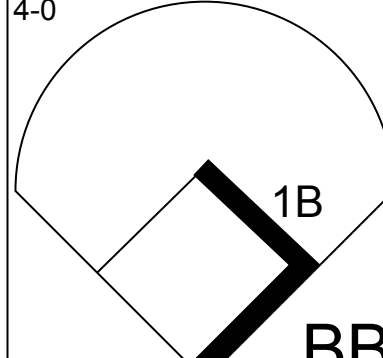
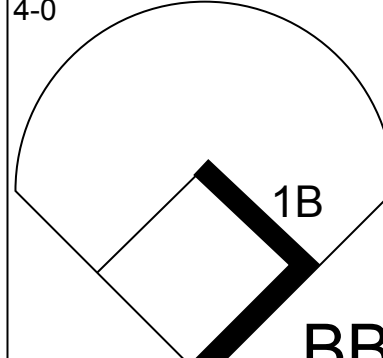
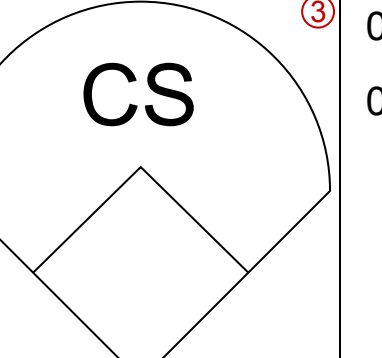
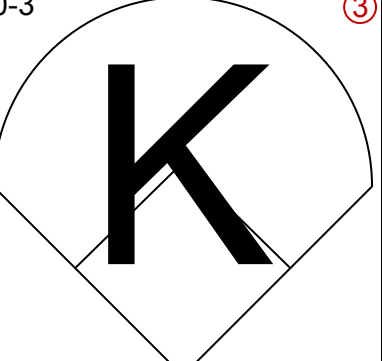
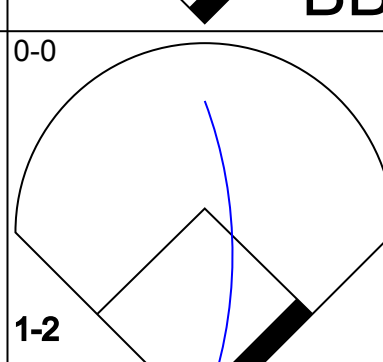
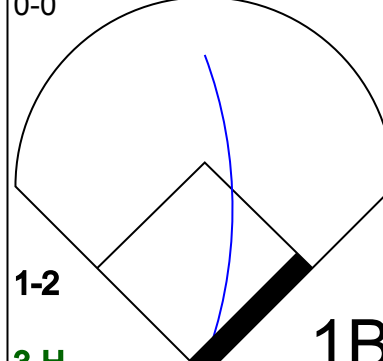
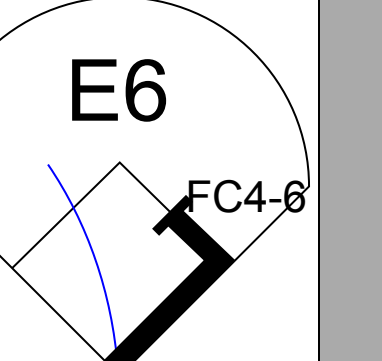
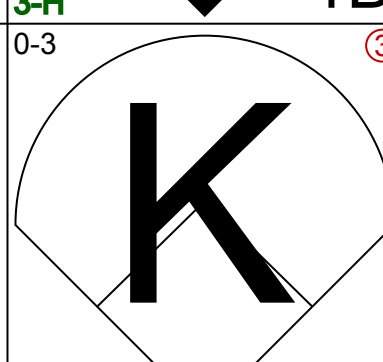
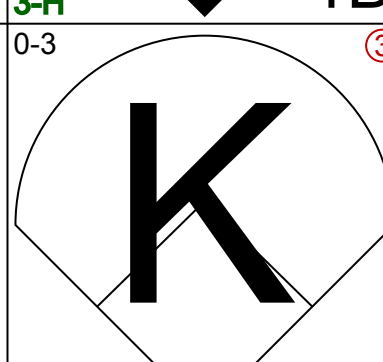
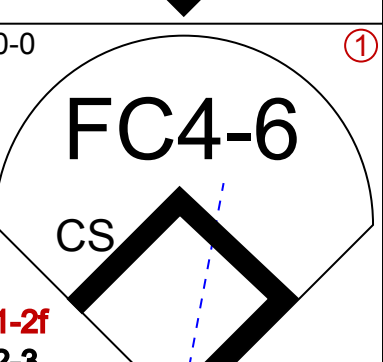
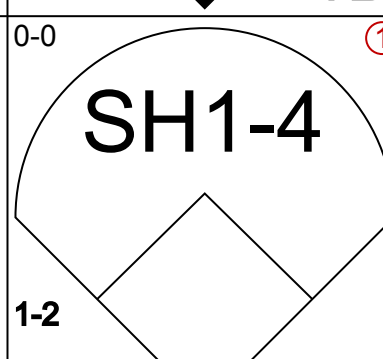
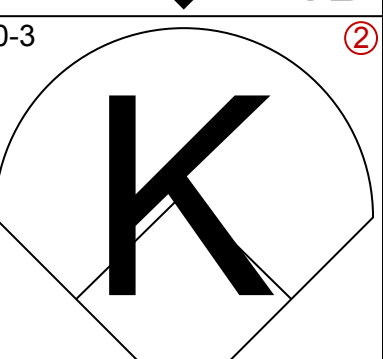
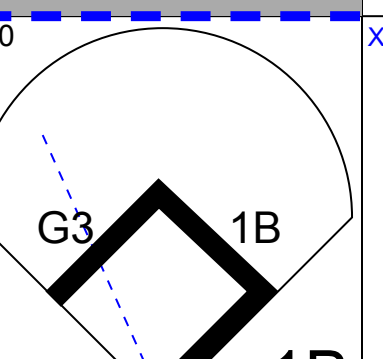
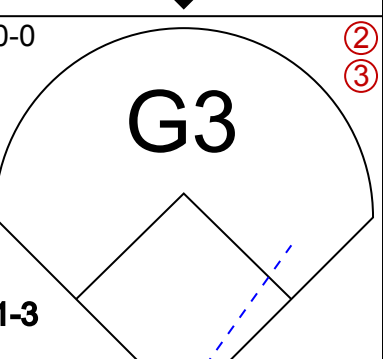
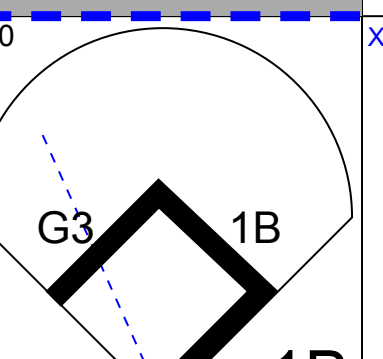
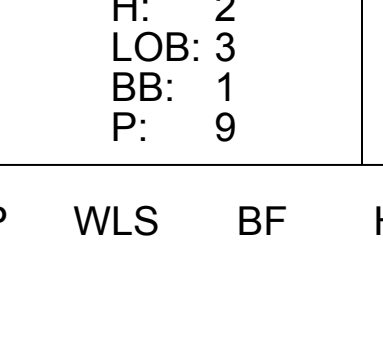
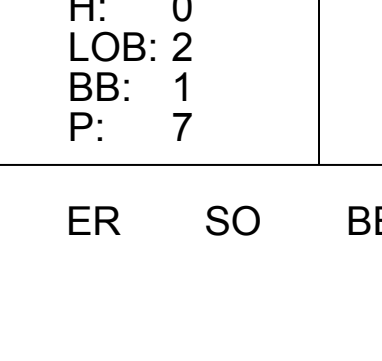


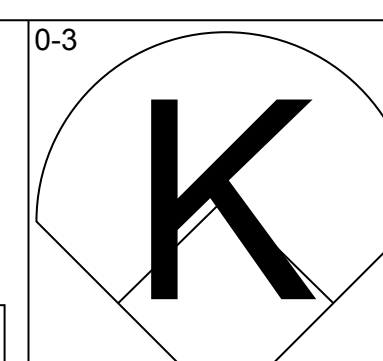
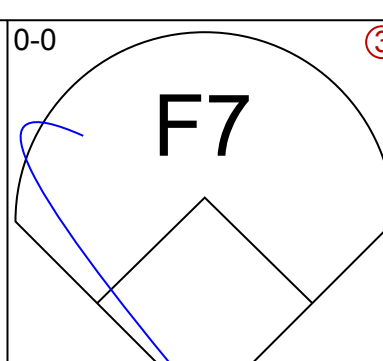
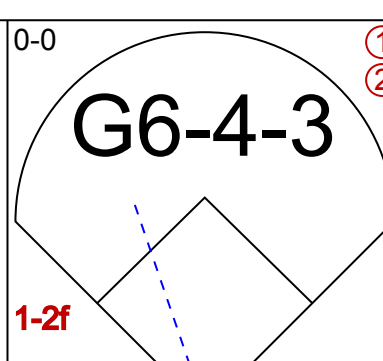
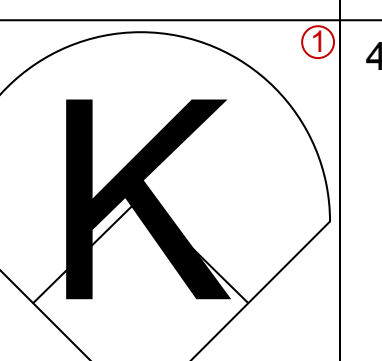
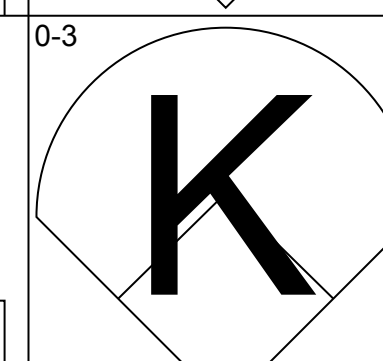
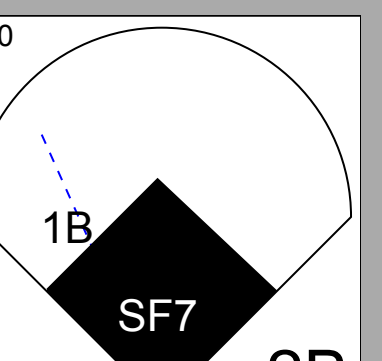
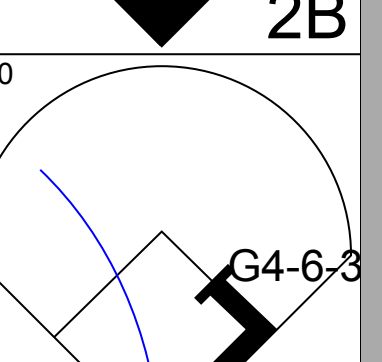
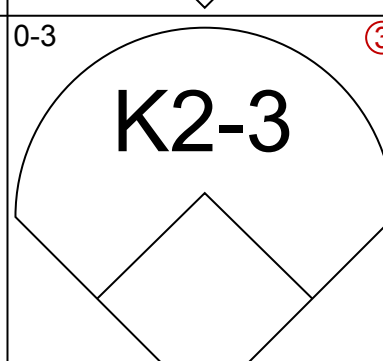
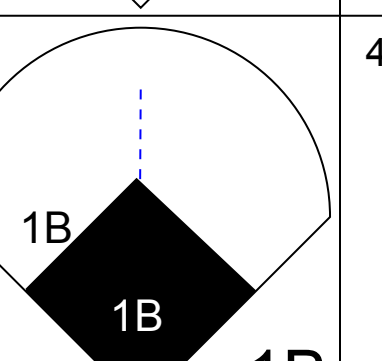
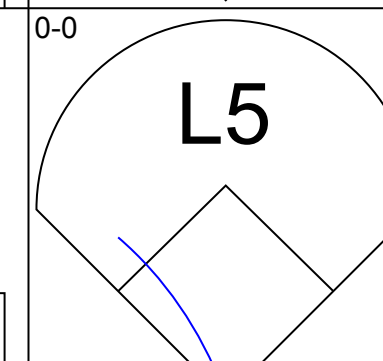
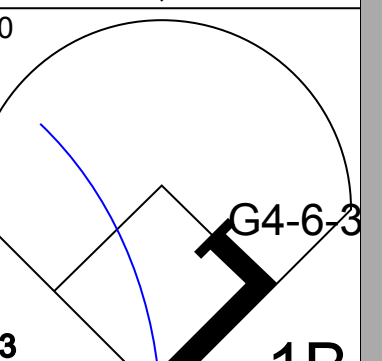
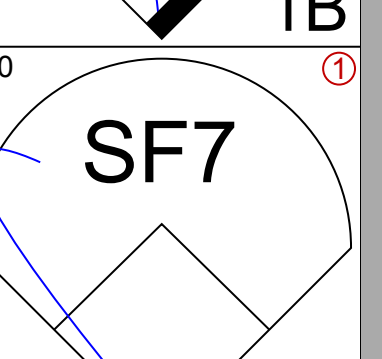
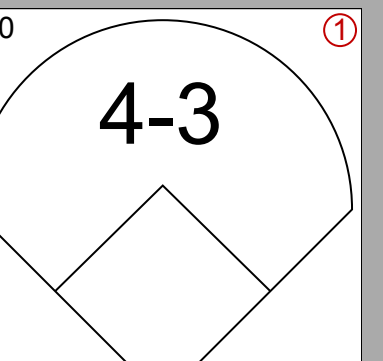
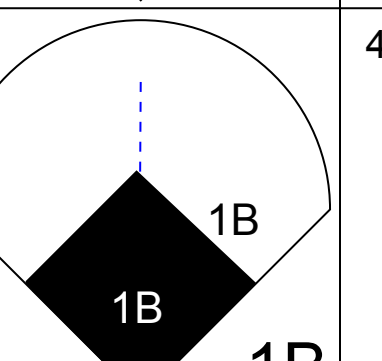
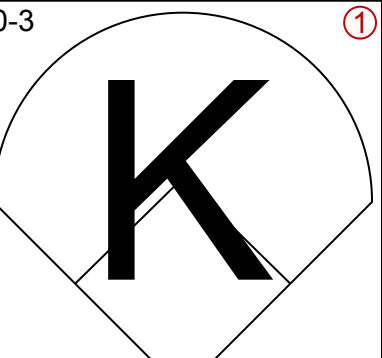
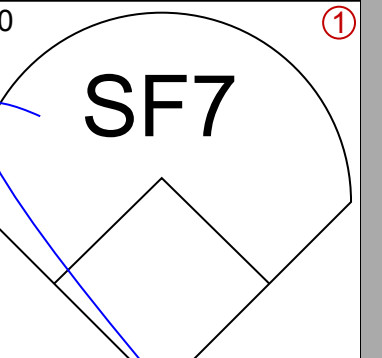
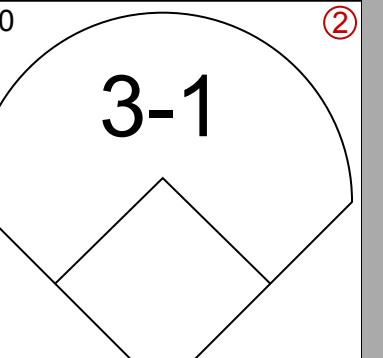
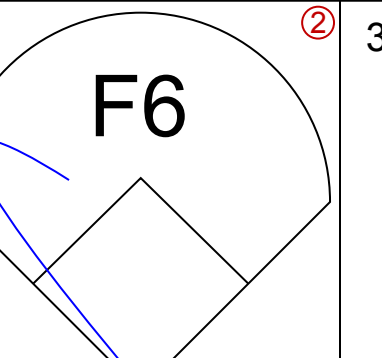
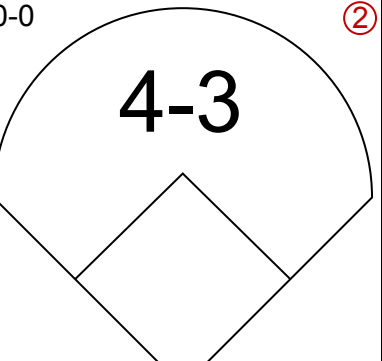
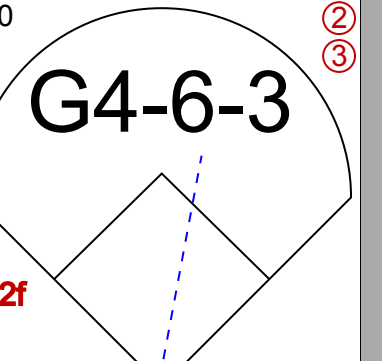
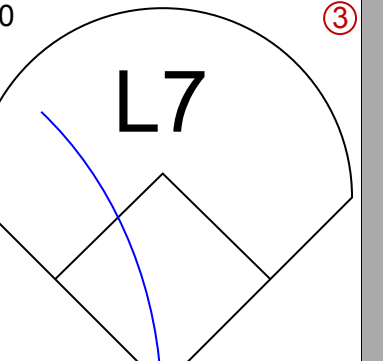
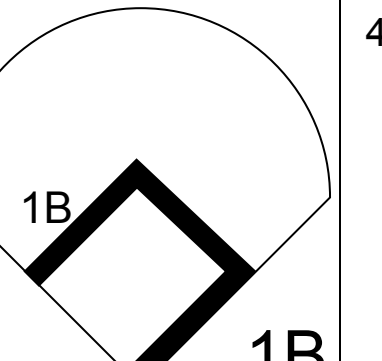
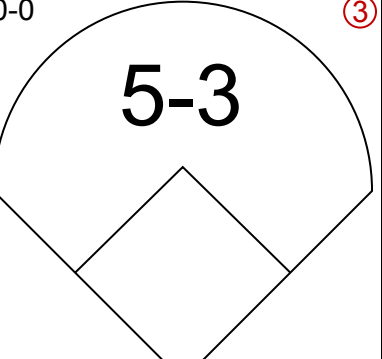
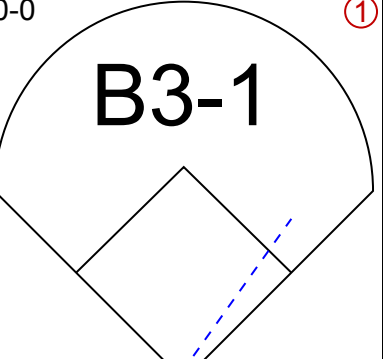
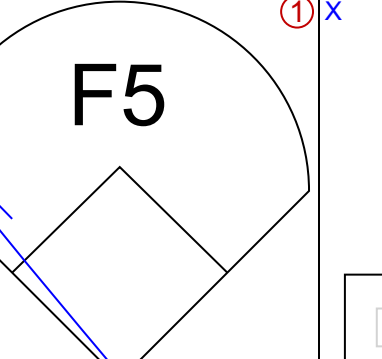
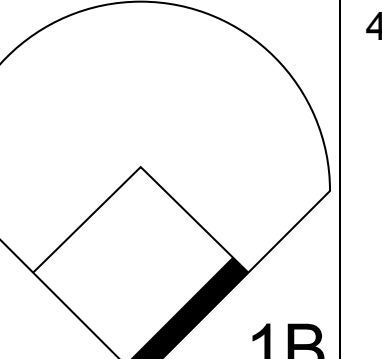
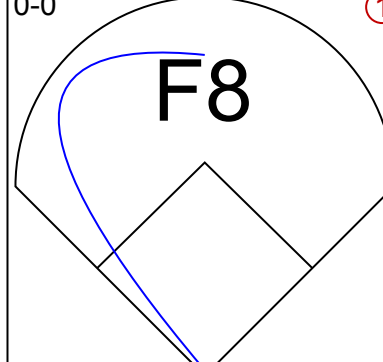
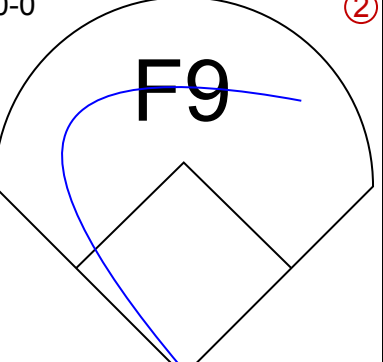
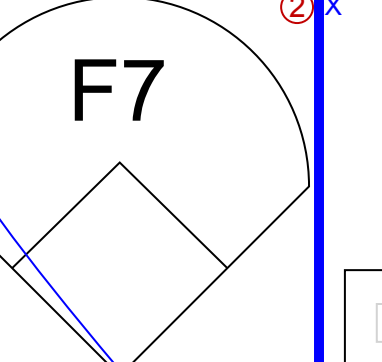
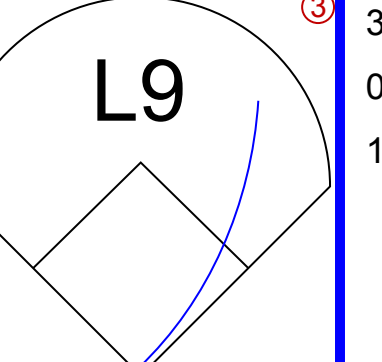
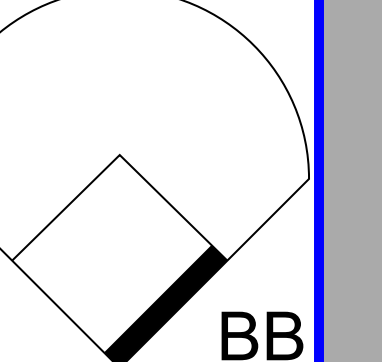
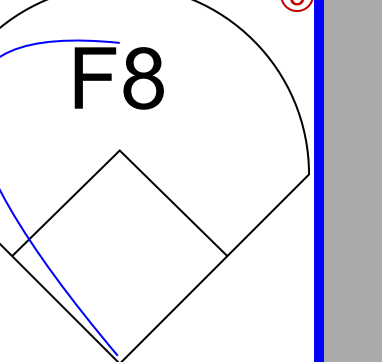
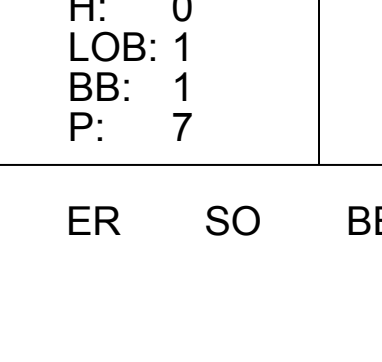
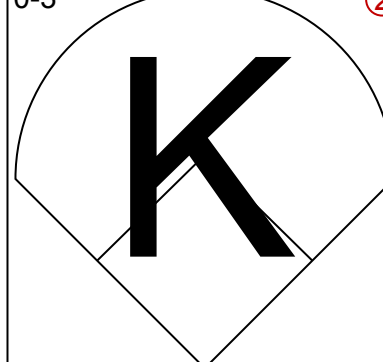
Batter	1	2	3	4	5	6	7	8	9	AB	R	H	RBI	BB	SO	LOB	BOTTOM			
Lenny Dykstra, L OBP: 0.376, SLG: 0.457 (1, 8)	0-0 1-3		0-0 1B		0-0 SH 1B	4-0 BB		0-0 F6		4	2	2	0	1	0	1				
Wally Backman, S OBP: 0.386, SLG: 0.393 (1, 4)	0-0 6-3		0-0 1B		0-0 SH BB 1B	0-0 5-3				3	1	1	0	0	0	2				
Dave Magadan, L OBP: 0.667, SLG: 0.667 (1, 3)	0-0 2B		0-0 1B		0-0 BB			0-0 E3 WP		4	0	3	2	0	0	0				
Stan Jefferson, S OBP: 0.286, SLG: 0.167 (7, PR)	0-0 1B		0-0 1-3 2-H		0-0 1B			0-0 F9		4	0	1	0	0	2	5				
Keith Hernandez, L OBP: 0.414, SLG: 0.446 (8, 3)	0-0 2B		0-0 1-3 2-H		0-0 1B			0-0 E9 CS		3	0	2	1	1	0	2				
Gary Carter, R OBP: 0.331, SLG: 0.423 (1, 2)	0-0 1-3 2B		0-3 K		0-0 K			0-0 E9 CS		3	0	2	1	1	0	2				
Darryl Strawberry, L OBP: 0.353, SLG: 0.477 (1, 9)	0-0 F8		0-0 1-3 3-H		0-0 1B			0-0 E9 CS		3	0	2	1	1	0	2				
Mookie Wilson, S OBP: 0.350, SLG: 0.438 (1, 7)		0-3 K	0-0 1-3		0-0 1-3			0-0 K		4	0	0	0	0	2	6				
Ray Knight, R OBP: 0.349, SLG: 0.416 (1, 5)		0-3 K		0-0 1-3		0-0 4-3 2B		0-0 SH3-4 1B		4	0	2	0	0	1	0				
Rafael Santana, R OBP: 0.277, SLG: 0.251 (1, 6)		0-3 K		0-0 F3		0-0 4-3		0-0 F8		4	0	0	0	0	1	2				
Dwight Gooden, R OBP: 0.108, SLG: 0.111 (1, 1)			0-3 K		0-3 K		0-0 L4	0-0 SH3-4		3	0	0	0	0	2	1				
Inning Stats	R: 0 E: 0 K: 0 S: 5	H: 2 LOB: 2 BB: 0 P: 5	R: 0 E: 0 K: 3 S: 9	H: 0 LOB: 0 BB: 0 P: 9	R: 2 E: 0 K: 2 S: 11	H: 4 LOB: 2 BB: 0 P: 11	R: 0 E: 0 K: 1 S: 5	H: 0 LOB: 0 BB: 0 P: 5	R: 1 E: 1 K: 1 S: 7	H: 2 LOB: 2 BB: 1 P: 11	R: 0 E: 0 K: 0 S: 4	H: 1 LOB: 2 BB: 1 P: 8	R: 1 E: 2 K: 1 S: 6	H: 1 LOB: 1 BB: 0 P: 6	R: 0 E: 0 K: 0 S: 4	H: 1 LOB: 1 BB: 0 P: 4	1B: 8 2B: 3 3B: 0 HR: 0	SF: 0 SAC: 2 DP: 1 HBP: 0	WP: 1 PB: 0 SB: 0 CS: 1	PA: 37
PITCHER Dennis Eckersley, R ERA: 4.87 (1, 1)	IP: 4.1 WLS: L BF: 22 H: 8 R: 3 ER: 3 SO: 7 BB: 0 IBB: 0 HBP: 0 BLK: 0 WP: 0 HR: 0 S: 36 P: 36 ERA: 6.23 WHIP: 1.846															PITCHER	IP: 4.1 WLS: L BF: 22 H: 8 R: 3 ER: 3 SO: 7 BB: 0 IBB: 0 HBP: 0 BLK: 0 WP: 0 HR: 0 S: 36 P: 36 ERA: 6.23 WHIP: 1.846			
Guy Hoffman, L ERA: 4.35 (5, 1)	IP: 1.2 WLS: 7 BF: 1 H: 0 R: 0 ER: 0 SO: 0 BB: 2 IBB: 0 HBP: 0 BLK: 0 WP: 0 HR: 0 S: 5 P: 13 ERA: 0.00 WHIP: 1.800															PITCHER	IP: 1.2 WLS: 7 BF: 1 H: 0 R: 0 ER: 0 SO: 0 BB: 2 IBB: 0 HBP: 0 BLK: 0 WP: 0 HR: 0 S: 5 P: 13 ERA: 0.00 WHIP: 1.800			
Frank DiPino, L ERA: 4.2 (7, 1)	IP: 2.0 WLS: 8 BF: 2 H: 2 R: 1 ER: 1 SO: 1 BB: 0 IBB: 0 HBP: 0 BLK: 0 WP: 1 HR: 0 S: 10 P: 10 ERA: 0.00 WHIP: 1.000															PITCHER	IP: 2.0 WLS: 8 BF: 2 H: 2 R: 1 ER: 1 SO: 1 BB: 0 IBB: 0 HBP: 0 BLK: 0 WP: 1 HR: 0 S: 10 P: 10 ERA: 0.00 WHIP: 1.000			

Chicago Cubs @ New York Mets
Shea Stadium, Flushing, NY
Wed Sep 17 1986, 7:05 PM EDT
Att: 47,823 - Unknown

AB	33
R	4
H	11
RBI	3
BB	2
SO	8
LOB	19



Batter	1	2	3	4	5	6	7	8	9	AB	R	H	RBI	BB	SO	LOB	TOP					
Gary Redus, R OBP: 0.341, SLG: 0.445 (1, 7)										5	0	1	0	0	2	3	Philadelphia Phillies @ New York Mets Shea Stadium, Flushing, NY Fri Sep 19 1986, 7:05 PM EDT Att: 35,023 - Unknown					
Juan Samuel, R OBP: 0.295, SLG: 0.439 (1, 4)										4	2	1	0	1	1	3						
Von Hayes, L OBP: 0.384, SLG: 0.477 (1, 3)										5	1	1	1	0	2	3						
Mike Schmidt, R OBP: 0.387, SLG: 0.560 (1, 5)										2	1	0	0	3	0	0						
Glenn Wilson, R OBP: 0.310, SLG: 0.406 (1, 9)										5	0	1	1	0	0	5						
Ron Roenicke, S OBP: 0.388, SLG: 0.373 (8, PR)										0	0	0	0	4	0	0						
Mitt Thompson, L OBP: 0.306, SLG: 0.357 (8, 8)										0	0	0	0	0	0	0						
Ronn Reynolds, R OBP: 0.244, SLG: 0.301 (1, 2)										4	0	1	1	0	1	3						
Steve Jeltz, S OBP: 0.328, SLG: 0.270 (1, 6)									4	0	2	0	0	1	4							
Kevin Gross, R OBP: 0.203, SLG: 0.315 (1, 1)										3	0	1	0	0	1	4						
Steve Bedrosian, R OBP: 0.333, SLG: 0.200 (9, 1)										0	0	0	0	0	0	0						
Inning Stats	R: 0 E: 0 K: 2 S: 7	H: 0 LOB: 0 BB: 0 P: 7	R: 0 E: 0 K: 1 S: 5	H: 0 LOB: 1 BB: 1 P: 9	R: 0 E: 0 K: 0 S: 4	H: 1 LOB: 1 BB: 0 P: 4	R: 0 E: 0 K: 1 S: 5	H: 0 LOB: 0 BB: 0 P: 5	R: 0 E: 0 K: 2 S: 8	H: 1 LOB: 2 BB: 1 P: 12	R: 2 E: 0 K: 1 S: 6	H: 2 LOB: 3 BB: 3 P: 18	R: 0 E: 0 K: 0 S: 5	H: 2 LOB: 3 BB: 1 P: 9	R: 0 E: 1 K: 0 S: 3	H: 0 LOB: 2 BB: 1 P: 7	R: 2 E: 0 K: 1 S: 6	H: 2 LOB: 0 BB: 1 P: 10	1B: 7 2B: 1 3B: 0 HR: 0	SF: 0 SAC: 1 DP: 1 HBP: 0	WP: 1 PB: 0 SB: 1 CS: 4	PA: 42
PITCHER	IP	WLS	BF	H	R	ER	SO	BB	IBB	HBP	BLK	WP	HR	S	P	ERA	WHIP					
Sid Fernandez, L ERA: 3.67 (1, 1)	6.0	L	26	4	2	2	7	5	0	0	0	1	0	35	55	3.00	1.500					
Doug Sisk, R ERA: 2.51 (7, 1)	2.0		10	2	0	0	0	1	1	0	0	0	0	8	16	0.00	1.500					
Randy Niemann, L ERA: 3.86 (9, 1)	1.0		5	2	2	2	1	0	1	0	0	0	0	6	10	18.00	2.000					

Batter	1	2	3	4	5	6	7	8	9	AB	R	H	RBI	BB	SO	LOB	BOTTOM					
Stan Jefferson, S OBP: 0.200, SLG: 0.143 (1, 8)										4	0	0	0	0	2	2	Philadelphia Phillies @ New York Mets Shea Stadium, Flushing, NY Fri Sep 19 1986, 7:05 PM EDT Att: 35,023 - Unknown					
Tim Lincecum, R OBP: 0.337, SLG: 0.386 (1, 4)										4	2	2	0	0	2	0						
Dave Magadan, L OBP: 0.500, SLG: 0.500 (1, 3)										4	1	2	0	0	0	0						
Kevin Mitchell, R OBP: 0.353, SLG: 0.477 (1, 9)										3	0	0	1	0	1	2						
Danny Heep, L OBP: 0.386, SLG: 0.427 (1, 7)										4	0	1	1	0	0	1						
Howard Johnson, S OBP: 0.344, SLG: 0.449 (1, 5)										4	0	1	1	0	0	0						
Ed Hearn, R OBP: 0.336, SLG: 0.413 (1, 2)										3	0	0	0	0	0	0						
Mookie Wilson, S OBP: 0.350, SLG: 0.438 (9, PH)										1	0	0	0	0	0	2						
Darryl Strawberry, L OBP: 0.352, SLG: 0.476 (9, PH)										0	0	0	0	0	0	0						
Kevin Elster, R OBP: 0.400, SLG: 0.353 (1, 6)										2	0	0	0	0	1	0						
Wally Backman, S OBP: 0.388, SLG: 0.393 (8, PH)										0	0	0	0	1	0	0						
Rafael Santana, R OBP: 0.277, SLG: 0.251 (9, 6)										0	0	0	0	0	0	0						
Sid Fernandez, L OBP: 0.212, SLG: 0.222 (1, 1)										0	0	0	0	1	0	0						
Lenny Dykstra, L OBP: 0.377, SLG: 0.457 (6, PH)										0	0	0	0	1	0	0						
Doug Sisk, R OBP: 0.371, SLG: 0.328 (8, PH)										0	0	0	0	0	0	0						
Lee Mazzilli, S OBP: 0.371, SLG: 0.328 (8, PH)										1	0	0	0	0	0	1						
Randy Niemann, L OBP: 0.333, SLG: 0.333 (9, 1)										0	0	0	0	0	0	0						
Inning Stats	R: 0 E: 0 K: 2 S: 7	H: 0 LOB: 0 BB: 0 P: 7	R: 0 E: 0 K: 1 S: 5	H: 0 LOB: 0 BB: 0 P: 5	R: 0 E: 0 K: 1 S: 5	H: 0 LOB: 1 BB: 1 P: 9	R: 1 E: 0 K: 0 S: 4	H: 2 LOB: 0 BB: 0 P: 4	R: 0 E: 0 K: 0 S: 3	H: 0 LOB: 0 BB: 0 P: 3	R: 0 E: 0 K: 1 S: 4	H: 0 LOB: 0 BB: 1 P: 8	R: 0 E: 0 K: 0 S: 3	H: 0 LOB: 0 BB: 0 P: 3	R: 0 E: 0 K: 0 S: 3	H: 0 LOB: 1 BB: 1 P: 7	R: 2 E: 0 K: 1 S: 9	H: 4 LOB: 2 BB: 0 P: 9	1B: 5 2B: 1 3B: 0 HR: 0	SF: 1 SAC: 0 DP: 2 HBP: 0	WP: 0 PB: 0 SB: 0 CS: 0	PA: 34
PITCHER	IP	WLS	BF	H	R	ER	SO	BB	IBB	HBP	BLK	WP	HR	S	P	ERA	WHIP					
Kevin Gross, R ERA: 3.91 (1, 1)	8.2	W	33	6	3	3	6	3	0	0	0	0	0	42	54	3.12	1.038					
Steve Bedrosian, R ERA: 3.3 (9, 1)	0.1	S	1	0	0	0	0	0	0	0	0	0	0	1	1	0.00	0.000					


Batter	1	2	3	4	5	6	7	8	9	AB	R	H	RBI	BB	SO	LOB	TOP					
Milt Thompson, L (1, 8) OBP: 0.304, SLG: 0.354	L8		K		1-3		4-3		FC4-6 1B	5	0	1	0	0	1	0	Philadelphia Phillies @ New York Mets Shea Stadium, Flushing, NY Sat Sep 20 1986, 7:05 PM EDT Att: 39,104 - Unknown					
Juan Samuel, R (1, 4) OBP: 0.296, SLG: 0.439	1B		1B		K2-3		F9		FC4-6 1B FC6-4	5	1	2	1	0	1	1						
Von Hayes, L (1, 3) OBP: 0.385, SLG: 0.486	F6		K2-3						FC6-4 1B	5	1	3	1	0	1	2						
Mike Schmidt, R (1, 5) OBP: 0.387, SLG: 0.556	L7				6-3				FC6-4	3	1	0	1	2	0	2						
Glenn Wilson, R (1, 9) OBP: 0.312, SLG: 0.409					1B BB				FC6-4	1	0	1	0	1	0	0						
Greg Gross, L (5, 9) OBP: 0.361, SLG: 0.306							K		4-3	3	0	0	0	0	1	4						
Gary Redus, R (1, 7) OBP: 0.343, SLG: 0.444	K				1-2 1B					3	1	1	0	1	1	1						
Ronn Reynolds, R (1, 2) OBP: 0.244, SLG: 0.299	F8				K		2-3		G4-3 1B	4	0	1	0	0	1	5						
Steve Jeltz, S (1, 6) OBP: 0.328, SLG: 0.270	4-3				F9				G4-3	4	0	1	2	0	0	4						
Bruce Ruffin, S (1, 1) OBP: 0.065, SLG: 0.087					F1					2	0	0	0	0	1	0						
Jeff Stone, L (6, PH) OBP: 0.332, SLG: 0.405							K		G3	1	0	0	0	0	0	1						
Tom Hume, R (6, 1) Michael Jackson, R (8, 1) Chris James, R (9, PH)									FC4-6 2B	0	0	0	0	0	0	0						
Inning Stats	R: 0 E: 0 K: 0 S: 4	H: 1 LOB: 1 BB: 0 P: 4	R: 0 E: 0 K: 1 S: 6	H: 1 LOB: 1 BB: 0 P: 6	R: 0 E: 0 K: 2 S: 8	H: 1 LOB: 1 BB: 0 P: 8	R: 0 E: 0 K: 1 S: 6	H: 1 LOB: 2 BB: 1 P: 10	R: 0 E: 0 K: 2 S: 7	H: 0 LOB: 0 BB: 0 P: 7	R: 3 E: 0 K: 0 S: 5	H: 2 LOB: 1 BB: 2 P: 13	R: 0 E: 0 K: 1 S: 6	H: 1 LOB: 2 BB: 1 P: 10	R: 0 E: 0 K: 0 S: 3	H: 1 LOB: 0 BB: 0 P: 3	R: 2 E: 0 K: 0 S: 6	H: 3 LOB: 1 BB: 0 P: 6	1B: 7 2B: 3 3B: 0 HR: 1	SF: 0 SAC: 0 DP: 1 HBP: 0	WP: 0 PB: 0 SB: 1 CS: 0	PA: 41
PITCHER	IP WLS BF H R ER SO BB IBB HBP BLK WP HR S P ERA WHIP	7.0 W 32 7 3 3 7 4 0 0 0 0 0 1 42 58 3.86 1.571	2.0 L 9 4 2 2 0 0 0 0 0 0 0 0 9 9 9.00 2.000											IP WLS BF H R ER SO BB IBB HBP BLK WP HR S P ERA WHIP								

Batter	1	2	3	4	5	6	7	8	9	AB	R	H	RBI	BB	SO	LOB	BOTTOM			
Mookie Wilson, S (1, 7) OBP: 0.353, SLG: 0.439	S 1B		4-3		G3 S 1B				G4-6-3	4	2	2	0	1	0	1	Philadelphia Phillies @ New York Mets Shea Stadium, Flushing, NY Sat Sep 20 1986, 7:05 PM EDT Att: 39,104 - Unknown			
Stan Jefferson, S (1, 8) OBP: 0.283, SLG: 0.353	1-2 BB		6-3		L9			1-2 2-H	HR	3	1	1	3	1	0	1				
Kevin Mitchell, R (1, 9) OBP: 0.352, SLG: 0.474	1-2 2-H		6-3		G3				6-3	4	1	1	1	0	0	1				
Gary Carter, R (1, 3) OBP: 0.328, SLG: 0.419	F7				L9				F7	4	0	0	0	0	0	2				
Ray Knight, R (1, 5) OBP: 0.349, SLG: 0.416	1-H		5-3						G3	4	1	1	1	0	0	0				
Tim Lincecum, R (1, 4) OBP: 0.336, SLG: 0.383	F7								F9	4	1	1	0	0	0	0				
Roger McDowell, R (8, 1) OBP: 0.333, SLG: 0.294					2B				E6	0	0	0	0	0	0	0				
John Gibbons, R (1, 2) OBP: 0.571, SLG: 0.889					2B				6-3	4	2	4	1	0	0	0				
Rafael Santana, R (1, 6) OBP: 0.278, SLG: 0.250									G3-6-3 1B	1	0	0	0	1	0	1				
Danny Heep, L (6, PH) OBP: 0.389, SLG: 0.430									G3-6-3	1	1	1	2	0	0	0				
Kevin Elster, R (7, 6) OBP: 0.381, SLG: 0.333									1-2	1	0	0	0	0	0	0				
Ron Darling, R (1, 1) OBP: 0.139, SLG: 0.132									5-3	2	0	0	0	0	0	3				
Wally Backman, S (8, 4) OBP: 0.389, SLG: 0.395									F6	1	0	1	0	0	0	0				
Inning Stats	R: 3 E: 1 K: 0 S: 5	H: 3 LOB: 0 BB: 1 P: 9	R: 0 E: 0 K: 0 S: 3	H: 1 LOB: 0 BB: 0 P: 3	R: 0 E: 0 K: 0 S: 3	H: 0 LOB: 0 BB: 0 P: 3	R: 0 E: 0 K: 0 S: 5	H: 2 LOB: 3 BB: 1 P: 9	R: 0 E: 0 K: 0 S: 4	H: 1 LOB: 1 BB: 0 P: 4	R: 5 E: 1 K: 0 S: 7	H: 3 LOB: 0 BB: 1 P: 11	R: 0 E: 0 K: 0 S: 3	H: 0 LOB: 0 BB: 0 P: 3	R: 1 E: 0 K: 0 S: 4	H: 2 LOB: 0 BB: 0 P: 4	1B: 7 2B: 3 3B: 0 HR: 2	SF: 0 SAC: 1 DP: 2 HBP: 0	WP: 0 PB: 0 SB: 2 CS: 0	PA: 37
PITCHER	IP WLS BF H R ER SO BB IBB HBP BLK WP HR S P ERA WHIP	5.0 L 22 7 3 2 0 1 1 0 0 0 0 1 10 14 4.50 1.500	2.0 L 11 3 5 1 0 0 0 1 0 0 0 0 1 10 14 4.50 1.500											IP WLS BF H R ER SO BB IBB HBP BLK WP HR S P ERA WHIP						

Batter	1	2	3	4	5	6	7	8	9	AB	R	H	RBI	BB	SO	LOB	TOP			
Vince Coleman, S (1.7) OBP: 0.306, SLG: 0.286	0-0 4-3		0-0 1-3			0-3 K			4-0 3-1 S E BB	3	1	0	0	1	1	1				
Willie McGee, S (1.8) OBP: 0.309, SLG: 0.368	0-0 6-3			0-0 E3 4-3 1B		0-0 F7			0-0 3-1	4	1	0	0	0	0	1				
Tom Herr, S (1.4) OBP: 0.337, SLG: 0.328	0-3 K			0-0 4-3		0-0 5-3			0-0 E4	4	0	0	1	0	1	1				
Mike Laga, L (1.3) OBP: 0.284, SLG: 0.459		0-3 K		0-0 4-3			0-0 F4		0-3 K	4	0	0	0	0	2	2				
Andy Van Slyke, L (1.9) OBP: 0.344, SLG: 0.438		0-0 F7		0-0 S 1B			0-0 3-1		0-3 K	4	0	1	1	0	1	1				
Terry Pendleton, S (1.5) OBP: 0.279, SLG: 0.303		0-0 F8		0-3 K			0-0 4-3			3	0	0	0	0	1	1				
Ozzie Smith, S (1.6) OBP: 0.306, SLG: 0.320			0-0 6-3 BLK 1B		0-0 3-1			0-0 4-1		3	0	1	0	0	0	0				
Michael LaValliere, L (1.2) OBP: 0.315, SLG: 0.296			0-0 6-3		0-0 F7			0-0 F8		2	0	0	0	0	0	0				
John Morris, L (8. PH) OBP: 0.292, SLG: 0.270			1-3							1	0	0	0	0	0	0				
Fred Manrique, R (8.5) OBP: 0.286, SLG: 0.667										0	0	0	0	0	0	0				
Bob Forsch, R (1.1) OBP: 0.162, SLG: 0.329			0-3 K		0-0 F3			0-3 K		2	0	0	0	0	1	1				
Bill Earley, R (7.1)										0	0	0	0	0	0	0				
Tom Lawless, R (7.5) OBP: 0.325, SLG: 0.324										0	0	0	0	0	0	0				
Curt Ford, L (8. PH) OBP: 0.318, SLG: 0.364										1	0	0	0	0	1	0				
Steve Lake, R (8.2) OBP: 0.323, SLG: 0.371										0	0	0	0	0	0	0				
Inning Stats	R: 0 E: 0 K: 1 S: 5	H: 0 LOB: 0 BB: 0 P: 5	R: 0 E: 0 K: 1 S: 5	H: 0 LOB: 0 BB: 0 P: 5	R: 0 E: 0 K: 1 S: 6	H: 1 LOB: 1 BB: 0 P: 6	R: 1 E: 1 K: 1 S: 7	H: 1 LOB: 1 BB: 0 P: 7	R: 0 E: 0 K: 0 S: 3	H: 0 LOB: 0 BB: 0 P: 3	R: 0 E: 0 K: 0 S: 3	H: 0 LOB: 0 BB: 0 P: 3	R: 0 E: 0 K: 1 S: 5	H: 0 LOB: 0 BB: 0 P: 5	R: 1 E: 1 K: 2 S: 8	H: 0 LOB: 1 BB: 1 P: 12	1B: 2 2B: 0 3B: 0 HR: 0	SF: 0 SAC: 0 DP: 0 HBP: 0	WP: 0 PB: 0 SB: 2 CS: 0	PA: 32
PITCHER Dwight Gooden, R (1.1) ERA: 2.92	IP: 9.0 WLS: W BF: 32 H: 2 R: 2 ER: 1 SO: 8 BB: 1 IBB: 0 HBP: 0 BLK: 1 WP: 0 HR: 0 S: 47 P: 51 ERA: 1.00 WHIP: 0.333															PITCHER	IP: 9.0 WLS: W BF: 32 H: 2 R: 2 ER: 1 SO: 8 BB: 1 IBB: 0 HBP: 0 BLK: 1 WP: 0 HR: 0 S: 47 P: 51 ERA: 1.00 WHIP: 0.333			

St. Louis Cardinals @ New York Mets
Shea Stadium, Flushing, NY
Mon Sep 22 1986, 7:05 PM EDT
Att: 25,714 - Unknown


AB 31
R 2
H 2
RBI 2
BB 1
SO 8
LOB 9



Batter	1	2	3	4	5	6	7	8	9	AB	R	H	RBI	BB	SO	LOB	BOTTOM			
Lenny Dykstra, L (1.8) OBP: 0.373, SLG: 0.449	0-0 1-3		0-0 4-3	0-0 4-3		0-0 L3				4	0	0	0	0	0	2				
Wally Backman, S (1.4) OBP: 0.389, SLG: 0.405	0-0 3-1			2B		0-0 G3			HR	4	1	2	1	0	0	0				
Keith Hernandez, L (1.3) OBP: 0.414, SLG: 0.445	4-0 FC6-4 BB		4-0 G6-4-3 IBB		0-0 1-3			0-3 K		2	0	0	0	2	1	0				
Gary Carter, R (1.2) OBP: 0.329, SLG: 0.422	0-0 FC6-4		0-0 G6-4-3					4-0 BB		3	0	1	0	1	0	3				
Darryl Strawberry, L (1.9) OBP: 0.352, SLG: 0.488		0-0 G3 SF9 2B		HR				0-3 K		4	2	2	1	0	2	2				
Mookie Wilson, S (1.7) OBP: 0.351, SLG: 0.438		0-0 G3		1-3 2B 2B		0-0 6-3		0-0 F5		4	1	1	0	0	0	2				
Ray Knight, R (1.5) OBP: 0.350, SLG: 0.416		4-0 E BB		0-0 1-3		0-0 WP 1B		0-0 6-3		3	1	1	0	1	0	1				
Rafael Santana, R (1.6) OBP: 0.276, SLG: 0.251		0-0 SF9		0-0 4-3 2B		0-3 K		0-0 F8		3	0	1	2	0	1	1				
Dwight Gooden, R (1.1) OBP: 0.115, SLG: 0.118		0-0 F7		0-0 4-3		0-0 1B		0-0 F8		4	0	1	1	0	0	2				
Inning Stats	R: 0 E: 0 K: 0 S: 3	H: 0 LOB: 1 BB: 1 P: 7	R: 1 E: 1 K: 0 S: 4	H: 1 LOB: 1 BB: 1 P: 8	R: 0 E: 0 K: 0 S: 3	H: 1 LOB: 1 BB: 1 P: 7	R: 2 E: 0 K: 0 S: 6	H: 3 LOB: 1 BB: 0 P: 6	R: 0 E: 0 K: 1 S: 6	H: 1 LOB: 1 BB: 0 P: 6	R: 1 E: 0 K: 2 S: 8	H: 1 LOB: 1 BB: 1 P: 12	R: 0 E: 0 K: 0 S: 3	H: 0 LOB: 0 BB: 0 P: 3	R: 1 E: 1 K: 2 S: 8	H: 0 LOB: 0 BB: 0 P: 12	1B: 2 2B: 4 3B: 1 HR: 2	SF: 1 SAC: 0 DP: 1 HBP: 0	WP: 1 PB: 0 SB: 0 CS: 0	PA: 36
PITCHER Bob Forsch, R (1.1) ERA: 3.11	IP: 6.0 WLS: L BF: 29 H: 9 R: 5 ER: 5 SO: 2 BB: 2 IBB: 1 HBP: 0 BLK: 0 WP: 1 HR: 2 S: 30 P: 42 ERA: 7.50 WHIP: 1.833															PITCHER	IP: 6.0 WLS: L BF: 29 H: 9 R: 5 ER: 5 SO: 2 BB: 2 IBB: 1 HBP: 0 BLK: 0 WP: 1 HR: 2 S: 30 P: 42 ERA: 7.50 WHIP: 1.833			
PITCHER Bill Earley, L (7.1) ERA:	IP: 2.0 WLS: 7 BF: 7 H: 0 R: 0 ER: 0 SO: 2 BB: 1 IBB: 0 HBP: 0 BLK: 0 WP: 0 HR: 10 S: 14 P: 14 ERA: 0.00 WHIP: 0.500															PITCHER	IP: 2.0 WLS: 7 BF: 7 H: 0 R: 0 ER: 0 SO: 2 BB: 1 IBB: 0 HBP: 0 BLK: 0 WP: 0 HR: 10 S: 14 P: 14 ERA: 0.00 WHIP: 0.500			

St. Louis Cardinals @ New York Mets
Shea Stadium, Flushing, NY
Mon Sep 22 1986, 7:05 PM EDT
Att: 25,714 - Unknown

AB 31
R 5
H 9
RBI 5
BB 4
SO 4
LOB 13



Batter	1	2	3	4	5	6	7	8	9	AB	R	H	RBI	BB	SO	LOB	TOP										
Vince Coleman, S (1,7) OBP: 0.305, SLG: 0.286	0-0 6-3		0-3 K			0-0 5-3		0-0 1B		4	0	1	0	0	1	0	St. Louis Cardinals @ New York Mets Shea Stadium, Flushing, NY Tue Sep 23 1986, 7:05 PM EDT Att: 11,203 - Unknown										
Willie McGee, S (1,8) OBP: 0.309, SLG: 0.369	0-3 K			0-0 F8		0-0 2B		0-0 F8		4	0	1	0	0	1	0											
Tom Herr, S (1,4) OBP: 0.337, SLG: 0.330 Clint Hurdle, L (7,5) OBP: 0.316, SLG: 0.309	0-0 F8			0-0 2B		0-0 F7		0-0 F8		3	0	1	0	0	0	1											
Jim Lindeman, R (1,3) OBP: 0.308, SLG: 0.389		0-3 K		0-0 F8		0-0 3-1		4-0 BB		3	0	0	0	1	1	2											
Terry Pendleton, S (1,5) OBP: 0.278, SLG: 0.302 José Oquendo, S (7,6) OBP: 0.358, SLG: 0.336		0-0 4-3		0-0 E5		0-0 5-3		0-0 E4		3	0	0	0	0	0	1											
Ozzie Smith, S (1,6) OBP: 0.384, SLG: 0.318 Greg Bargar, R (7,1) Tito Landrum, R (9,PH) OBP: 0.271, SLG: 0.256	0-3 K			0-0 5-3		0-0 F7		0-3 K		3	0	0	0	0	1	2											
Andy Van Slyke, L (1,9) OBP: 0.342, SLG: 0.435			0-0 F9		0-0 F7		0-0 F7			3	0	0	0	0	0	0											
Steve Lake, R (1,2) OBP: 0.328, SLG: 0.422 Alan Knicely, R (7,2) OBP: 0.337, SLG: 0.275			0-0 HR		0-0 6-3			0-0 6-3		2	1	1	1	0	0	0											
Greg Mathews, R (1,1) OBP: 0.070, SLG: 0.024 Tom Lawless, R (5,PH) OBP: 0.317, SLG: 0.316 Joe Boever, R (5,1) OBP: 0.500, SLG: 0.500 Fred Manrique, R (7,4) OBP: 0.250, SLG: 0.571			0-0 L4		0-3 K			0-0 F7		1	0	0	0	0	0	0											
Inning Stats	R: 0 E: 0 K: 1 S: 5	H: 0 LOB: 0 BB: 0 P: 5	R: 0 E: 0 K: 2 S: 7	H: 0 LOB: 0 BB: 0 P: 7	R: 1 E: 0 K: 1 S: 6	H: 1 LOB: 0 BB: 0 P: 6	R: 0 E: 0 K: 0 S: 5	H: 1 LOB: 2 BB: 0 P: 5	R: 0 E: 0 K: 0 S: 4	H: 0 LOB: 0 BB: 0 P: 4	R: 0 E: 0 K: 0 S: 3	H: 0 LOB: 1 BB: 0 P: 3	R: 0 E: 0 K: 0 S: 3	H: 1 LOB: 1 BB: 0 P: 3	R: 0 E: 1 K: 1 S: 6	H: 0 LOB: 2 BB: 1 P: 10		1B: 1 2B: 2 3B: 0 HR: 1	SF: 0 SAC: 0 DP: 0 HBP: 0	WP: 0 PB: 0 SB: 0 CS: 0	PA: 33						
PITCHER	IP	WLS	BF	H	R	ER	SO	BB	IBB	HBP	BLK	WP	HR	S	P	ERA	WHIP										
Bob Ojeda, L (1,1) ERA: 2.71	6.0	W	22	3	1	1	5	0	0	0	0	0	1	32	32	1.50	0.500										
Jesse Orosco, L (7,1) ERA: 2.39	3.0	S	11	1	0	0	1	1	0	0	0	0	0	12	16	0.00	0.667										

AB	32
R	1
H	4
RBI	1
BB	1
SO	6
LOB	9



Batter	1	2	3	4	5	6	7	8	9	AB	R	H	RBI	BB	SO	LOB	BOTTOM										
Mookie Wilson, S (1,8) OBP: 0.354, SLG: 0.442 Kevin Elster, R (8,6) OBP: 0.381, SLG: 0.333	0-0 G3 4-3 1B	0-0 2B 4-3 1B		0-0 G5-4-3 1B		0-0 4-3	0-0 SF9			4	1	3	1	0	0	0	St. Louis Cardinals @ New York Mets Shea Stadium, Flushing, NY Tue Sep 23 1986, 7:05 PM EDT Att: 11,203 - Unknown										
Lee Mazzilli, S (1,7) OBP: 0.381, SLG: 0.340	0-0 4-3 1-2	0-0 4-3 2B		0-0 G5-4-3 1-2		4-0 1B	0-0 3H			4	1	2	3	1	0	2											
Keith Hernandez, L (1,3) OBP: 0.413, SLG: 0.449 Howard Johnson, S (7,5) OBP: 0.341, SLG: 0.441	0-0 G3	0-0 4-3		0-0 HR		0-0 E3 1B	0-0 L3			4	1	1	2	0	0	3											
Gary Carter, R (1,2) OBP: 0.332, SLG: 0.422 Ed Hearn, R (7,2) OBP: 0.333, SLG: 0.410	4-0 BB	4-0 BB		0-0 L7		0-0 1B		0-0 1-3 2H		2	0	1	1	2	0	0											
Darryl Strawberry, L (1,9) OBP: 0.353, SLG: 0.492	0-0 F4	0-0 4-3			0-0 HR	4-0 1B		0-3 K		4	1	1	1	1	1	4											
Ray Knight, R (1,5) OBP: 0.348, SLG: 0.421 Jesse Orosco, R (7,1)		0-0 HR	0-0 F9		0-0 5-3	0-0 L7		0-0 G3		4	1	1	1	0	0	3											
Tim Teufel, R (1,4) OBP: 0.331, SLG: 0.377		0-0 6-3	0-0 F9		0-0 5-3		0-0 5-3			4	0	0	0	0	0	0											
Rafael Santana, R (1,6) OBP: 0.281, SLG: 0.255 Lenny Dykstra, L (8,8) OBP: 0.373, SLG: 0.449		4-0 1B 1B 2B BB	0-0 FC3-6 1B		0-0 F9		0-0 2B SF9 1B			3	2	2	0	1	0	0											
Bob Ojeda, L (1,1) OBP: 0.134, SLG: 0.121 Danny Heep, L (6,PH) OBP: 0.385, SLG: 0.429		0-0 1B 2B 1B	0-0 FC3-6 1-2		0-0 4-3		0-0 SF9 1B 2B			2	1	1	0	0	0	1											
Inning Stats	R: 0 E: 0 K: 0 S: 4	H: 1 LOB: 2 BB: 1 P: 8	R: 4 E: 0 K: 0 S: 7	H: 4 LOB: 2 BB: 2 P: 15	R: 0 E: 0 K: 0 S: 4	H: 1 LOB: 1 BB: 0 P: 4	R: 1 E: 0 K: 0 S: 4	H: 2 LOB: 0 BB: 0 P: 4	R: 1 E: 0 K: 0 S: 4	H: 1 LOB: 0 BB: 0 P: 4	R: 1 E: 1 K: 0 S: 5	H: 3 LOB: 3 BB: 2 P: 13	R: 2 E: 0 K: 0 S: 6	H: 3 LOB: 1 BB: 0 P: 6	R: 0 E: 0 K: 1 S: 5	H: 0 LOB: 0 BB: 0 P: 5		1B: 8 2B: 2 3B: 0 HR: 3	SF: 1 SAC: 0 DP: 1 HBP: 0	WP: 0 PB: 0 SB: 0 CS: 0	PA: 42						
PITCHER	IP	WLS	BF	H	R	ER	SO	BB	IBB	HBP	BLK	WP	HR	S	P	ERA	WHIP										
Greg Mathews, L (1,1) ERA: 3.77	4.0	L	22	8	5	5	0	3	0	0	0	0	2	19	31	11.25	2.750										
Joe Boever, R (5,1)	2.0		11	2	2	1	0	2	0	0	0	0	1	9	17	4.50	2.000										
Greg Bargar, R (7,1) ERA: 6.04	2.0		9	3	2	2	1	0	0	0	0	0	0	11	11	9.00	1.500										

AB	36
R	9
H	13
RBI	9
BB	5
SO	1
LOB	14



Batter	1	2	3	4	5	6	7	8	9	AB	R	H	RBI	BB	SO	LOB	TOP					
Lenny Dykstra, L (1, 8) OBP: 0.374, SLG: 0.451	0-0 4-3		0-0 2B			4-0 4-3 6-3 BB		0-3 K		3	0	1	0	1	1	0	New York Mets @ Chicago Cubs Wrigley Field, Chicago, IL Wed Sep 24 1986, 3:33 AM CDT Att: 6,468 - Unknown					
Wally Backman, S (1, 4) OBP: 0.385, SLG: 0.401	0-0 F9		0-0 G3			0-0 6-3 1-2		0-3 K		4	0	0	0	0	1	2						
Keith Hernandez, L (1, 3) Dave Magadan, L (8, 3) OBP: 0.412, SLG: 0.447 OBP: 0.500, SLG: 0.438	0-3 K			0-0 F9		0-0 4-3 2-3		0-0 HR 1B		4	1	1	0	0	1	1						
Gary Carter, R (1, 9) OBP: 0.331, SLG: 0.427		0-3 K		0-0 F9		0-0 L4		0-0 HR 1B		4	1	1	2	0	1	1						
Lee Mazzilli, S (1, 7) OBP: 0.383, SLG: 0.340		0-0 1B		4-0 FC6-4 BB			0-0 6-3	0-0 1-3		3	0	1	0	1	0	0						
Howard Johnson, S (1, 5) OBP: 0.339, SLG: 0.437		0-3 K		0-0 FC6-4 1-2			0-0 FC5-4 1B		0-0 F8	4	0	1	0	0	1	2						
Ed Hearn, R (1, 2) OBP: 0.324, SLG: 0.397		0-0 L4			0-0 F9		0-0 FC5-4 1B 1-2		0-0 4-3	4	0	0	0	0	0	2						
Kevin Elster, R (1, 6) OBP: 0.348, SLG: 0.300			0-3 K		0-3 K		0-0 1-2 1B		0-0 6-3	2	0	0	0	0	2	0						
Kevin Mitchell, R (7, PH) Rafael Santana, R (7, 6) OBP: 0.354, SLG: 0.476 OBP: 0.280, SLG: 0.254										1	0	1	0	0	0	0						
Rick Aguilera, R (1, 1) OBP: 0.212, SLG: 0.286			0-3 K							2	0	0	0	0	1	0						
Mookie Wilson, S (7, PH) Doug Sisk, R (7, 1) Randy Niemann, L (8, 1) OBP: 0.353, SLG: 0.440 OBP: 0.429, SLG: 0.333										1	0	0	0	0	0	2						
										0	0	0	0	0	0	0						
										0	0	0	0	0	0	0						
Inning Stats	R: 0 E: 0 K: 1 S: 5	H: 0 LOB: 0 BB: 0 P: 5	R: 0 E: 0 K: 2 S: 8	H: 1 LOB: 1 BB: 0 P: 8	R: 0 E: 0 K: 2 S: 8	H: 1 LOB: 1 BB: 0 P: 8	R: 0 E: 0 K: 0 S: 3	H: 0 LOB: 1 BB: 1 P: 7	R: 0 E: 0 K: 1 S: 5	H: 0 LOB: 0 BB: 0 P: 5	R: 0 E: 0 K: 0 S: 3	H: 0 LOB: 1 BB: 1 P: 7	R: 0 E: 0 K: 0 S: 3	H: 2 LOB: 2 BB: 0 P: 5	R: 2 E: 0 K: 2 S: 9	H: 2 LOB: 0 BB: 0 P: 9	R: 0 E: 0 K: 0 S: 3	H: 0 LOB: 0 BB: 0 P: 3	1B: 4 2B: 1 3B: 0 HR: 1	SF: 0 SAC: 0 DP: 0 HBP: 0	WP: 0 PB: 0 SB: 0 CS: 0	PA: 35
PITCHER Drew Hall, L (1, 1) ERA: 3.79	IP: 9.0 WLS: W BF: 35 H: 6 R: 2 ER: 2 SO: 8 BB: 2 IBB: 0 HBP: 0 BLK: 0 WP: 0 HR: 1 S: 49 P: 57 ERA: 2.00 WHIP: 0.889																					

Batter	1	2	3	4	5	6	7	8	9	AB	R	H	RBI	BB	SO	LOB	BOTTOM
Chico Walker, S (1, 8) OBP: 0.349, SLG: 0.410	0-3 K		0-0 23 1B 1B		0-0 FC6-4 23 1B 23 S		0-0 E9 23 1B 1B	0-0 23 FC4-6 1B		5	2	3	2	0	1	1	New York Mets @ Chicago Cubs Wrigley Field, Chicago, IL Wed Sep 24 1986, 3:33 AM CDT Att: 6,468 - Unknown
23 Ryne Sandberg, R (1, 4) OBP: 0.330, SLG: 0.410	0-0 5-3		0-0 G6-4-3 1B		0-0 1-3 1B		0-0 G5-3 HBP 1B	0-0 FC4-6 1B 1-2		5	0	3	3	0	0	1	
Rafael Palmeiro, L (1, 7) OBP: 0.291, SLG: 0.380	0-3 K		0-0 G6-4-3 1B 1-2		0-0 4-3		0-0 G5-3 HBP 1B	0-0 3-1		4	1	0	0	0	1	4	
Keith Moreland, R (1, 5) Manny Trillo, R (8, 5) OBP: 0.328, SLG: 0.388 OBP: 0.363, SLG: 0.396		0-0 L6		0-0 1-3 1B		0-3 K	0-0 G5-3 1-2 2-3			4	0	1	0	0	1	2	
Leon Durham, L (1, 3) Terry Francona, L (7, PH) OBP: 0.348, SLG: 0.460 OBP: 0.283, SLG: 0.322		0-0 F8		0-0 1-3 1B		0-0 6-3	4-0 1B BB			3	0	0	0	0	0	1	
Jody Davis, R (1, 2) OBP: 0.286, SLG: 0.403		0-0 2B 1B		0-0 F9		0-0 5-3	0-0 1B 1-2 2-H			4	1	2	1	0	0	1	
Brian Dayett, R (1, 9) OBP: 0.256, SLG: 0.325		0-0 1-H 2B		0-0 L5			0-0 1B 1B 6-3			4	1	2	1	0	0	3	
Shawon Dunston, R (1, 6) OBP: 0.283, SLG: 0.419		0-0 4-3			0-0 FC6-4 1B		0-0 1B 1B 1B	0-0 HR		4	2	3	1	0	0	1	
Drew Hall, L (1, 1) OBP: 0.286, SLG: 0.167			0-0 F6		0-3 K		0-0 E 23 1B 1B	0-3 K		4	1	1	0	0	2	1	
										1B: 13 2B: 1 3B: 0 HR: 1	SF: 0 SAC: 0 DP: 2 HBP: 1	WP: 0 PB: 0 SB: 1 CS: 0	PA: 39				
Inning Stats	R: 0 E: 0 K: 2 S: 7	H: 0 LOB: 0 BB: 0 P: 7	R: 1 E: 0 K: 0 S: 5	H: 2 LOB: 1 BB: 0 P: 5	R: 0 E: 0 K: 0 S: 4	H: 2 LOB: 1 BB: 0 P: 4	R: 0 E: 0 K: 0 S: 4	H: 1 LOB: 1 BB: 0 P: 4	R: 1 E: 0 K: 1 S: 7	H: 2 LOB: 1 BB: 0 P: 7	R: 0 E: 0 K: 1 S: 5	H: 0 LOB: 0 BB: 0 P: 5	R: 5 E: 1 K: 0 S: 8	H: 6 LOB: 2 BB: 1 P: 13	R: 1 E: 0 K: 1 S: 7	H: 2 LOB: 1 BB: 0 P: 7	
PITCHER Rick Aguilera, R (1, 1) ERA: 4.01 Doug Sisk, R (7, 1) ERA: 3.66 Randy Niemann, L (8, 1) ERA: 3.89	IP: 6.0 WLS: L BF: 24 H: 7 R: 2 ER: 2 SO: 4 BB: 0 IBB: 0 HBP: 0 BLK: 0 WP: 0 HR: 0 S: 32 P: 32 ERA: 3.00 WHIP: 1.167																
PITCHER	IP: 1.0 WLS: L BF: 10 H: 6 R: 5 ER: 5 SO: 0 BB: 1 IBB: 0 HBP: 1 BLK: 0 WP: 0 HR: 0 S: 8 P: 13 ERA: 45.00 WHIP: 7.000																
PITCHER Randy Niemann, L (8, 1) ERA: 3.89	IP: 1.0 WLS: L BF: 5 H: 2 R: 1 ER: 1 SO: 1 BB: 0 IBB: 0 HBP: 0 BLK: 0 WP: 0 HR: 1 S: 7 P: 7 ERA: 9.00 WHIP: 2.000																



Batter	1	2	3	4	5	6	7	8	9	AB	R	H	RBI	BB	SO	LOB	TOP							
Mookie Wilson, S (1, 8) OBP: 0.355, SLG: 0.441	0-3 K		0-0 FC5-4 1B		0-0 1-3	0-0 1B		0-0 PB 1B	0-3 K	6	0	3	1	0	2	2								
Kevin Mitchell, R (1, 7) OBP: 0.354, SLG: 0.484	0-0 F9		0-0 FC5-4		0-0	0-0 1B		0-0 F8		5	1	2	1	0	0	3								
Roger McDowell, R (8, 1) OBP: 0.333, SLG: 0.294			1-2 2-3		HR	1-2 2-H				0	0	0	0	0	0	0								
Jesse Orosco, R (9, 1)								1-2		0	0	0	0	0	0	0								
Keith Hernandez, L (1, 3) OBP: 0.410, SLG: 0.445	0-0 F6		0-0 G3		0-0 F6				0-0 1B FC	5	1	1	0	0	0	2								
Gary Carter, R (1, 2) OBP: 0.334, SLG: 0.429		0-0 5-3		0-0	0-0				0-0 1B	5	1	3	0	0	0	0								
Stan Jefferson, S (9, PR) OBP: 0.250, SLG: 0.333				2B 1-3 1B					1-3 2B 1B	0	1	0	0	0	0	0								
John Gibbons, R (9, 2) OBP: 0.571, SLG: 0.889										0	0	0	0	0	0	0								
Darryl Strawberry, L (1, 9) OBP: 0.355, SLG: 0.493	0-0 F6		0-0	0-0 1-3 2B	4-0 1-2 BB			0-0 1B BB	0-3 K	3	0	1	0	2	1	2								
Ray Knight, R (1, 5) OBP: 0.348, SLG: 0.419	0-0 L4		0-0	0-0 1-3	0-0 F8			0-0 1-2 1B	0-0 FC 2B	5	1	1	2	0	0	4								
Tim Lincecum, R (1, 4) OBP: 0.327, SLG: 0.372			0-0 6-3	0-0 F3				0-0 F8	0-0 F7	4	0	0	0	0	0	3								
Wally Backman, S (9, PH) OBP: 0.384, SLG: 0.400										1	0	0	0	0	0	2								
Rafael Santana, R (1, 6) OBP: 0.285, SLG: 0.255			0-0	4-0				0-3 K	0-0	2	1	1	0	2	1	0								
Danny Heep, L (9, PH) OBP: 0.388, SLG: 0.438			0-0					0-0	0-0 PB	1	0	1	2	0	0	0								
Kevin Elster, R (9, 6) OBP: 0.348, SLG: 0.300			0-0 SH 1B					0-0 FC1-6 BB	0-0 2B	0	0	0	0	0	0	0								
Ron Darling, R (1, 1) OBP: 0.136, SLG: 0.128			0-0	0-3				0-0 F8	4-0	2	0	0	0	0	1	3								
Lee Mazzilli, S (8, PH) OBP: 0.381, SLG: 0.338			0-0 SH 1B					0-0 FC1-6 1B	0-0	1	0	0	0	0	0	0								
Lenny Dykstra, L (8, 8) OBP: 0.375, SLG: 0.451			0-0 FC5-4 1B					0-0 1-2 1B	0-0 2-3 BB	0	0	0	0	1	0	0								
Inning Stats	R: 0 E: 0 K: 1 S: 5	H: 0 LOB: 0 BB: 0 P: 5	R: 0 E: 0 K: 0 S: 3	H: 0 LOB: 0 BB: 0 P: 3	R: 1 E: 0 K: 0 S: 6	H: 2 LOB: 2 BB: 0 P: 6	R: 1 E: 0 K: 1 S: 7	H: 2 LOB: 2 BB: 1 P: 11	R: 1 E: 0 K: 0 S: 5	H: 2 LOB: 2 BB: 1 P: 9	R: 0 E: 0 K: 0 S: 4	H: 2 LOB: 2 BB: 1 P: 8	R: 0 E: 0 K: 0 S: 4	H: 1 LOB: 1 BB: 0 P: 8	R: 0 E: 0 K: 1 S: 6	H: 1 LOB: 1 BB: 0 P: 6	R: 3 E: 0 K: 2 S: 11	H: 3 LOB: 2 BB: 1 P: 15	1B: 10 2B: 2 3B: 0 HR: 1	SF: 0 SAC: 1 DP: 0 HBP: 0	WP: 0 PB: 2 SB: 0 CS: 0	PA: 46		
PITCHER	IP WLS BF H R ER SO BB IBB HBP BLK WP HR S P ERA WHIP	7.0 L 7 3 2 2 0 0 0 0 0 0 1 34 50 3.86 1.857	1.1 L 7 3 2 2 0 0 0 0 0 0 0 11 11 13.50 2.250	0.2 S 5 1 1 1 1 1 0 0 0 0 0 6 10 13.50 3.000																				

New York Mets @ Chicago Cubs
Wrigley Field, Chicago, IL
Thu Sep 25 1986, 3:33 AM CDT
Att: 8,840 - Unknown

AB 40
R 6
H 13
RBI 6
BB 5
SO 5
LOB 21



Batter	1	2	3	4	5	6	7	8	9	AB	R	H	RBI	BB	SO	LOB	BOTTOM							
Chico Walker, S (1, 8) OBP: 0.363, SLG: 0.415	0-0 G3 1B		0-0 23 S 1B		4-0 23 S BB			0-3 K	0-0 FC4-6 HR	4	1	2	0	1	1	1								
23 Ryne Sandberg, R (1, 4) OBP: 0.330, SLG: 0.409	0-3 K		4-0 FC4-6 BB		0-3 K			0-0 S 1B	0-0 F4	4	0	1	0	1	2	3								
Rafael Palmeiro, L (1, 7) OBP: 0.271, SLG: 0.352	0-0 G3		0-0 FC4-6		0-0 5-3			0-0 F8	0-0	4	0	0	0	0	0	5								
Ed Lynch, R (8, 1) OBP: 0.097, SLG: 0.034			1-2					1-2	1-H HR	1	1	1	2	0	0	0								
Jerry Mumphrey, S (9, 9) OBP: 0.356, SLG: 0.403			1-2					1-2		1	1	1	2	0	0	0								
Keith Moreland, R (1, 5) OBP: 0.329, SLG: 0.388	0-3 K			0-0 HR 1B				0-0 F8	0-0 F9	5	1	2	0	0	1	1								
Dave Martinez, L (9, PR) OBP: 0.190, SLG: 0.194									0-0 BB 1B	0	0	0	0	0	0	0								
Leon Durham, L (1, 3) OBP: 0.351, SLG: 0.461		0-0 G5-4-3 1B		0-3 K				0-0 F5	0-0 1B SF8 1B	4	1	2	0	1	1	1								
Jody Davis, R (1, 2) OBP: 0.290, SLG: 0.410		0-3 K		0-0				4-0 BB BB	0-0 F9	3	1	2	2	1	1	1								
Bob Dernier, R (8, PR) OBP: 0.267, SLG: 0.304				1-H HR				0-0 BB BB	0-0 F9	0	0	0	0	0	0	0								
Manny Trillo, R (9, 5) OBP: 0.350, SLG: 0.393								1-3 SF8 1B	0-0 F9	1	0	0	0	0	0	2								
Brian Dayett, R (1, 9) OBP: 0.255, SLG: 0.310		0-0 G5-4-3		0-0 L4				4-0 BB BB	0-0 SF8	2	0	0	1	1	0	1								
Lee Smith, R (9, 1)			1-2					1-2		0	0	0	0	0	0	0								
Shawon Dunston, R (1, 6) OBP: 0.281, SLG: 0.416			0-0 F3		0-0 6-3			0-0 L4	0-0 6-3	4	0	0	0	0	0	4								
Jamie Moyer, L (1, 1) OBP: 0.231, SLG: 0.091			0-0					0-0 F8	0-0	2	0	0	0	0	0	0								
Thad Bosley, L (7, PH) OBP: 0.361, SLG: 0.336			0-0 1-3						0-0 FC4-6 1B	2	0	1	0	0	0	0								
Inning Stats	R: 0 E: 0 K: 2 S: 8	H: 1 LOB: 1 BB: 0 P: 8	R: 0 E: 0 K: 1 S: 5	H: 1 LOB: 0 BB: 0 P: 5	R: 0 E: 0 K: 0 S: 4	H: 1 LOB: 2 BB: 1 P: 8	R: 2 E: 0 K: 1 S: 7	H: 2 LOB: 0 BB: 0 P: 7	R: 0 E: 0 K: 0 S: 5	H: 0 LOB: 2 BB: 2 P: 9	R: 0 E: 0 K: 0 S: 3	H: 0 LOB: 2 BB: 2 P: 11	R: 0 E: 0 K: 1 S: 6	H: 1 LOB: 1 BB: 0 P: 6	R: 1 E: 0 K: 0 S: 5	H: 2 LOB: 2 BB: 0 P: 5	R: 2 E: 0 K: 0 S: 6	H: 3 LOB: 2 BB: 1 P: 10	1B: 9 2B: 0 3B: 0 HR: 2	SF: 1 SAC: 0 DP: 1 HBP: 0	WP: 0 PB: 0 SB: 4 CS: 0	PA: 42		
PITCHER	IP WLS BF H R ER SO BB IBB HBP BLK WP HR S P ERA WHIP	7.0 W 10 5 3 3 0 0 0 0 0 1 10 10 16.20 3.000	1.2 W 10 5 3 3 0 0 0 0 0 1 10 10 16.20 3.000	0.1 S 2 0 0 0 0 1 0 0 0 0 0 1 5 0.00 3.000																				

New York Mets @ Chicago Cubs
Wrigley Field, Chicago, IL
Thu Sep 25 1986, 3:33 AM CDT
Att: 8,840 - Unknown

AB 36
R 5
H 11
RBI 5
BB 5
SO 6
LOB 19



Batter	1	2	3	4	5	6	7	8	9	10	11	AB	R	H	RBI	BB	SO	LOB	TOP											
Mookie Wilson, S OBP: 0.351, SLG: 0.435 Jesse Orosco, R (10, 1)	CI SH5-3		K		4-3		K			6-3	K	4	0	0	1	0	2	2												
Lenny Dykstra, L OBP: 0.377, SLG: 0.452 Ed Hearn, R (11, PH) OBP: 0.321, SLG: 0.394	SH5-3			4-3	2B			BB			FC4	2	0	1	1	2	0	0												
Keith Hernandez, L (1, 3)	F7			1B	K			F8		F4		5	0	1	0	0	1	4												
Gary Carter, R OBP: 0.334, SLG: 0.427 Howard Johnson, S (11, PR) OBP: 0.342, SLG: 0.450	5-3			1B		F9		F9			SH5-3 1B	5	0	2	0	0	0	2												
Kevin Mitchell, R OBP: 0.351, SLG: 0.479 Darryl Strawberry, L (8, PH) OBP: 0.353, SLG: 0.489		F3		F9		F7		F8			SH5-3 1B	3	0	0	0	0	0	2												
Ray Knight, R OBP: 0.345, SLG: 0.415 Kevin Elster, R OBP: 0.296, SLG: 0.250	F3			K2-3		5-3			K		SH5-3	4	0	0	0	0	2	2												
Tim Lincecum, R OBP: 0.327, SLG: 0.369 Wally Backman, S (9, PH) OBP: 0.363, SLG: 0.396	F8				1-3 1B 4-3 BB	5-3			F7		E 1B BB	2	1	0	0	1	0	0												
Rafael Santana, R OBP: 0.284, SLG: 0.255 Danny Heep, L OBP: 0.381, SLG: 0.429 Doug Sisk, R (11, 1)			F4		4-3 2B 1-3 1B			F8		6-3	E1 BB	4	1	1	0	0	0	0												
Dwight Gooden, R OBP: 0.123, SLG: 0.115 Roger McDowell, R (9, 1) OBP: 0.333, SLG: 0.294 Lee Mazzilli, S (10, PH) OBP: 0.353, SLG: 0.336			F6		1-3			HBP			F8 FC4 BB	2	0	0	0	0	0	2												
Inning Stats	R: 0 E: 1 K: 0 S: 4	H: 0 LOB: 1 BB: 0 P: 4	R: 0 E: 0 K: 0 S: 3	H: 0 LOB: 0 BB: 0 P: 3	R: 0 E: 0 K: 1 S: 5	H: 0 LOB: 0 BB: 0 P: 5	R: 0 E: 0 K: 1 S: 7	H: 2 LOB: 2 BB: 0 P: 7	R: 2 E: 0 K: 1 S: 7	H: 2 LOB: 1 BB: 1 P: 11	R: 0 E: 0 K: 0 S: 3	H: 0 LOB: 0 BB: 0 P: 3	R: 0 E: 0 K: 1 S: 5	H: 0 LOB: 0 BB: 0 P: 5	R: 0 E: 0 K: 0 S: 3	H: 0 LOB: 1 BB: 1 P: 7	R: 0 E: 0 K: 1 S: 5	H: 0 LOB: 0 BB: 0 P: 5	R: 0 E: 0 K: 0 S: 3	H: 0 LOB: 1 BB: 1 P: 7	R: 0 E: 0 K: 0 S: 3	H: 0 LOB: 1 BB: 1 P: 7	R: 0 E: 0 K: 0 S: 3	H: 0 LOB: 1 BB: 1 P: 7	R: 2 E: 1 K: 1 S: 8	H: 2 LOB: 3 BB: 2 P: 16	1B: 5 2B: 1 3B: 0 HR: 0	SF: 0 SAC: 2 DP: 0 HBP: 1	WP: 0 PB: 0 SB: 0 CS: 0	PA: 47
PITCHER	IP 7.0	WLS 28	BF 28	H 4	R 2	ER 2	SO 4	BB 1	IBB 0	HBP 0	BLK 0	WP 0	HR 0	S 34	P 39	ERA 2.57	WHIP 0.714													

New York Mets @ Pittsburgh Pirates
Three Rivers Stadium, Pittsburgh, PA
Sat Sep 27 1986, 7:05 PM EDT
Att: 13,210 - Unknown

AB 38
R 4
H 6
RBI 2
BB 5
SO 6
LOB 22



Batter	1	2	3	4	5	6	7	8	9	10	11	AB	R	H	RBI	BB	SO	LOB	BOTTOM			
Joe Orsulak, L OBP: 0.303, SLG: 0.347 Bobby Bonilla, S OBP: 0.359, SLG: 0.345	2B 1B	F5			K			4-3	1-3		1B	3	1	1	0	0	1	0				
Barry Bonds, L OBP: 0.335, SLG: 0.430	4-3 SF7 2B		L4-5 S HBP			F8		2B 1B		4-3	K	5	1	2	1	0	1	2				
Johnny Ray, S OBP: 0.360, SLG: 0.385	4-3		L4-5			3-1		1-3 2B			2B	5	0	2	0	0	0	2				
Sid Bream, L OBP: 0.348, SLG: 0.459	SF7		G3			1-3		1B BB		F8		3	0	0	1	1	0	1				
Jim Morrison, R OBP: 0.333, SLG: 0.469	1B 1B			5-3				FC4-6 1B BB		K		3	0	1	0	2	1	3				
Benny Distefano, L OBP: 0.188, SLG: 0.310 Mike Brown, R OBP: 0.299, SLG: 0.303	FC6-4 1B			L9				F3 K		K		4	0	1	0	0	1	4				
Junior Ortiz, R OBP: 0.388, SLG: 0.400 Rafael Belliard, R (9, PR) OBP: 0.304, SLG: 0.268	FC6-4			L8				FC4-6 1B		4-3 SH2-4 1B		4	0	2	0	0	2					
U.L. Washington, S OBP: 0.253, SLG: 0.274 Larry McWilliams, L OBP: 0.194, SLG: 0.172 Barry Jones, R OBP: 0.200, SLG: 0.200 John Smiley, L (11, 1)			K			K		FC4-6 S		SH2-4		3	0	0	0	0	2	2				
Bob Kipper, R OBP: 0.060, SLG: 0.033 Mike Diaz, R OBP: 0.344, SLG: 0.513 Don Robinson, R OBP: 0.697, SLG: 0.833 Tony Peña, R OBP: 0.358, SLG: 0.408	L3			K		K		6-3		4-3	FC4-6 1B	2	0	0	0	0	1	0				
Inning Stats	R: 2 E: 0 K: 0 S: 7	H: 4 LOB: 2 BB: 0 P: 7	R: 0 E: 0 K: 1 S: 5	H: 0 LOB: 0 BB: 0 P: 5	R: 0 E: 0 K: 0 S: 2	H: 0 LOB: 0 BB: 0 P: 3	R: 0 E: 0 K: 0 S: 3	H: 0 LOB: 0 BB: 0 P: 3	R: 0 E: 0 K: 0 S: 3	H: 1 LOB: 2 BB: 1 P: 8	R: 0 E: 0 K: 2 S: 9	H: 2 LOB: 3 BB: 1 P: 13	R: 0 E: 0 K: 0 S: 4	H: 1 LOB: 2 BB: 0 P: 4	R: 0 E: 0 K: 1 S: 6	H: 1 LOB: 2 BB: 1 P: 10	R: 0 E: 0 K: 2 S: 9	H: 2 LOB: 2 BB: 0 P: 9	1B: 8 2B: 4 3B: 0 HR: 0	SF: 1 SAC: 1 DP: 1 HBP: 1	WP: 0 PB: 0 SB: 2 CS: 0	PA: 47
PITCHER	IP 8.0	WLS 33	BF 33	H 7	R 2	ER 2	SO 6	BB 1	IBB 1	HBP 0	BLK 0	WP 0	HR 0	S 42	P 51	ERA 2.25	WHIP 1.000					

New York Mets @ Pittsburgh Pirates
Three Rivers Stadium, Pittsburgh, PA
Sat Sep 27 1986, 7:05 PM EDT
Att: 13,210 - Unknown

AB 41
R 2
H 11
RBI 2
BB 3
SO 9
LOB 25




Batter	1	2	3	4	5	6	7	8	9	10	11	AB	R	H	RBI	BB	SO	LOB	TOP							
Mookie Wilson, S OBP: 0.347, SLG: 0.429 (1, 8)	K 0-3 ①		4-3 0-0 ③			F6 0-0 ①		L9-3 0-0 ②			K 0-3 ①	5	0	0	0	0	2	2								
Tim Teufel, R OBP: 0.325, SLG: 0.369 (1, 4)	5-3 0-0 ②			4-3 1B 2B 0-0 ①		K 0-3 ②			5-3 0-0 ①		K 0-3 ②	5	1	1	0	0	2	0								
Kevin Mitchell, R OBP: 0.347, SLG: 0.473 Lenny Dykstra, L OBP: 0.378, SLG: 0.453 (1, 7) (9, 8)	F3 0-0 ③			F3 0-0 ①		4-3 0-0 ③			4-3 0-0 ②		4-3 0-0 ③	4	0	0	0	0	0	1								
Gary Carter, R OBP: 0.333, SLG: 0.425 (1, 3)		K 0-3 ③		4-3 0-0 ②			6-3 0-0 ①		L9 0-0 ③		1B HR 1B 0-0 ①	5	1	1	0	0	1	1								
Daryil Strawberry, L OBP: 0.354, SLG: 0.495 (1, 9)		K 0-3 ②		1B 1B BLK 0-0 ③		4-3 0-0 ②				E3 SH1-3 0-0 ③	5	1	2	4	0	1	0									
Ray Knight, R OBP: 0.346, SLG: 0.416 Kevin Elster, R OBP: 0.296, SLG: 0.250 (1, 5) (11, 6)				1B 0-0 ③		F2 0-0 ③			SH1-3 1-2 0-0 ③		K 0-3 ③	4	0	2	0	0	1	0								
Ed Hearn, R OBP: 0.322, SLG: 0.392 Danny Heep, L OBP: 0.379, SLG: 0.426 John Gibbons, R OBP: 0.571, SLG: 0.889 (1, 2) (10, PH) (10, 2)		5-3 0-0 ③			5-3 0-0 ①			FC1-5 1B 0-0 ①		K 0-3 ②		3	0	1	0	0	0	1								
Rafael Santana, R OBP: 0.285, SLG: 0.256 Lee Mazzilli, S OBP: 0.386, SLG: 0.336 Rick Aguilera, R OBP: 0.212, SLG: 0.286 (1, 6) (10, PH) (10, 1)			K 0-3 ①		6-3 0-0 ②			FC1-5 1B 1-2 0-0 ①			HBP 0-3 ③	3	0	1	0	0	1	0								
Bob Ojeda, L OBP: 0.340, SLG: 0.448 Howard Johnson, S (10, PH) (11, 5)			K 0-3 ②		K 0-3 ③			FC1-5 L9-3 1-2 2-3 0-0 ①		K 0-3 ③		3	0	0	0	0	2	2								
Inning Stats	R: 0 E: 0 K: 1 S: 5	H: 0 LOB: 0 BB: 0 P: 5	R: 0 E: 0 K: 2 S: 8	H: 1 LOB: 1 BB: 0 P: 8	R: 0 E: 0 K: 2 S: 7	H: 0 LOB: 0 BB: 0 P: 7	R: 1 E: 0 K: 1 S: 5	H: 3 LOB: 2 BB: 0 P: 5	R: 0 E: 0 K: 1 S: 5	H: 0 LOB: 0 BB: 0 P: 5	R: 0 E: 0 K: 0 S: 3	H: 0 LOB: 0 BB: 0 P: 3	R: 0 E: 0 K: 0 S: 4	H: 2 LOB: 1 BB: 0 P: 4	R: 0 E: 0 K: 0 S: 3	H: 0 LOB: 0 BB: 0 P: 3	R: 0 E: 1 K: 2 S: 8	H: 0 LOB: 2 BB: 0 P: 9	R: 3 E: 0 K: 3 S: 12	H: 3 LOB: 0 BB: 0 P: 12	1B: 7 2B: 2 3B: 0 HR: 1	SF: 0 SAC: 1 DP: 1 HBP: 1	WP: 0 PB: 0 SB: 0 CS: 0	PA: 42		
PITCHER	IP ERA WLS BF H R ER SO BB IBB HBP BLK WP HR S P ERA WHIP	IP ERA WLS BF H R ER SO BB IBB HBP BLK WP HR S P ERA WHIP	IP ERA WLS BF H R ER SO BB IBB HBP BLK WP HR S P ERA WHIP	IP ERA WLS BF H R ER SO BB IBB HBP BLK WP HR S P ERA WHIP	IP ERA WLS BF H R ER SO BB IBB HBP BLK WP HR S P ERA WHIP	IP ERA WLS BF H R ER SO BB IBB HBP BLK WP HR S P ERA WHIP	IP ERA WLS BF H R ER SO BB IBB HBP BLK WP HR S P ERA WHIP	IP ERA WLS BF H R ER SO BB IBB HBP BLK WP HR S P ERA WHIP	IP ERA WLS BF H R ER SO BB IBB HBP BLK WP HR S P ERA WHIP	IP ERA WLS BF H R ER SO BB IBB HBP BLK WP HR S P ERA WHIP	IP ERA WLS BF H R ER SO BB IBB HBP BLK WP HR S P ERA WHIP	IP ERA WLS BF H R ER SO BB IBB HBP BLK WP HR S P ERA WHIP	IP ERA WLS BF H R ER SO BB IBB HBP BLK WP HR S P ERA WHIP	IP ERA WLS BF H R ER SO BB IBB HBP BLK WP HR S P ERA WHIP	IP ERA WLS BF H R ER SO BB IBB HBP BLK WP HR S P ERA WHIP	IP ERA WLS BF H R ER SO BB IBB HBP BLK WP HR S P ERA WHIP	IP ERA WLS BF H R ER SO BB IBB HBP BLK WP HR S P ERA WHIP	IP ERA WLS BF H R ER SO BB IBB HBP BLK WP HR S P ERA WHIP	IP ERA WLS BF H R ER SO BB IBB HBP BLK WP HR S P ERA WHIP	IP ERA WLS BF H R ER SO BB IBB HBP BLK WP HR S P ERA WHIP	IP ERA WLS BF H R ER SO BB IBB HBP BLK WP HR S P ERA WHIP	IP ERA WLS BF H R ER SO BB IBB HBP BLK WP HR S P ERA WHIP	IP ERA WLS BF H R ER SO BB IBB HBP BLK WP HR S P ERA WHIP	IP ERA WLS BF H R ER SO BB IBB HBP BLK WP HR S P ERA WHIP	IP ERA WLS BF H R ER SO BB IBB HBP BLK WP HR S P ERA WHIP	IP ERA WLS BF H R ER SO BB IBB HBP BLK WP HR S P ERA WHIP

New York Mets @ Pittsburgh Pirates
 Three Rivers Stadium, Pittsburgh, PA
 Sun Sep 28 1986, 3:33 AM EDT
 Att: 30,606 - Unknown

livebaseballscores.com

AB 40
R 4
H 9
RBI 4
BB 0
SO 12
LOB 10



Batter	1	2	3	4	5	6	7	8	9	10	11	AB	R	H	RBI	BB	SO	LOB	BOTTOM							
Rafael Belliard, R OBP: 0.301, SLG: 0.266 U L Washington, S OBP: 0.289, SLG: 0.270 (1, 4) (8, PH) (9, 6)	6-3 0-0 ①			6-3 0-0 ①		1-3 0-0 ②		6-3 0-0 ③			1-3 0-0 ①	3	0	0	0	0	1									
Bobby Bonilla, S OBP: 0.355, SLG: 0.341 (1, 8) (10, 7)	F9 0-0 ②			K 0-3 ②		K 0-3 ③			F4 0-0 ①		6-3 0-0 ②	5	0	0	0	2	1									
Mike Diaz, R OBP: 0.338, SLG: 0.503 Joe Orsulak, L OBP: 0.302, SLG: 0.346 (1, 7) (10, 8)	F7 0-0 ③			5-3 0-0 ③		F9 0-0 ①			F4 0-0 ②		4-3 0-0 ③	4	0	0	0	0	0									
Jim Morrison, R OBP: 0.332, SLG: 0.473 (1, 5)		6-3 0-0 ③			6-3 0-0 ①		F6 0-0 ②			HR 0-0 ③		4	1	1	1	0	0									
Sid Bream, L OBP: 0.345, SLG: 0.455 (1, 3)		K 0-3 ②		F7 0-0 ②		K 0-3 ③			F8 0-0 ③			4	0	0	0	0	2									
Tony Peña, R OBP: 0.381, SLG: 0.411 (1, 2)		F6 0-0 ③			FC6-4 1B 0-0 ③			BB 1B 0-0 ①		B1-6-3 1B 0-0 ③	4	0	3	0	0	0										
Mike Brown, R OBP: 0.294, SLG: 0.298 (1, 9)			K 0-3 ①		FC6-4 1B 1-2 0-0 ③			F3 0-0 ①		B1-6-3 1B 1-2 0-0 ③	4	0	0	0	1	3										
Sam Khalifa, R OBP: 0.288, SLG: 0.234 Johnny Ray, S OBP: 0.362, SLG: 0.385 (1, 6) (8, PH) (9, 4)			L9 0-0 ②		1-3 SH3 1B 0-0 ②			BB 0-0 ②			BB 0-0 ③	2	0	1	0	0	0									
Bob Patterson, R OBP: 0.385, SLG: 0.396 Junior Ortiz, R OBP: 0.697, SLG: 0.833 Don Robinson, R OBP: 0.182, SLG: 0.300 Benny Distefano, L OBP: 0.171, SLG: 0.231 (1, 1) (8, PH) (9, 1) (10, PH) (11, 1)			G4-1 0-0 ③		SH3 1-2 0-0 ①			F3 0-0 ②		1-3 0-0 ③	1	0	0	0	0	0	0									
Inning Stats	R: 0 E: 0 K: 0 S: 3	H: 0 LOB: 0 BB: 0 P: 3	R: 0 E: 0 K: 1 S: 5	H: 0 LOB: 0 BB: 0 P: 5	R: 0 E: 0 K: 1 S: 5	H: 0 LOB: 0 BB: 0 P: 5	R: 0 E: 0 K: 1 S: 6	H: 1 LOB: 1 BB: 0 P: 6	R: 0 E: 0 K: 1 S: 5	H: 0 LOB: 0 BB: 0 P: 5	R: 0 E: 0 K: 0 S: 4	H: 1 LOB: 2 BB: 1 P: 8	R: 1 E: 0 K: 0 S: 4	H: 1 LOB: 0 BB: 0 P: 4	R: 0 E: 0 K: 0 S: 3	H: 1 LOB: 1 BB: 1 P: 7	R: 0 E: 0 K: 0 S: 3	H: 0 LOB: 0 BB: 0 P: 3	1B: 4 2B: 0 3B: 0 HR: 1	SF: 0 SAC: 1 DP: 1 HBP: 0	WP: 0 PB: 0 SB: 0 CS: 0	PA: 39				
PITCHER	IP ERA WLS BF H R ER SO BB IBB HBP BLK WP HR S P ERA WHIP	IP ERA WLS BF H R ER SO BB IBB HBP BLK WP HR S P ERA WHIP	IP ERA WLS BF H R ER SO BB IBB HBP BLK WP HR S P ERA WHIP	IP ERA WLS BF H R ER SO BB IBB HBP BLK WP HR S P ERA WHIP	IP ERA WLS BF H R ER SO BB IBB HBP BLK WP HR S P ERA WHIP	IP ERA WLS BF H R ER SO BB IBB HBP BLK WP HR S P ERA WHIP	IP ERA WLS BF H R ER SO BB IBB HBP BLK WP HR S P ERA WHIP	IP ERA WLS BF H R ER SO BB IBB HBP BLK WP HR S P ERA WHIP	IP ERA WLS BF H R ER SO BB IBB HBP BLK WP HR S P ERA WHIP	IP ERA WLS BF H R ER SO BB IBB HBP BLK WP HR S P ERA WHIP	IP ERA WLS BF H R ER SO BB IBB HBP BLK WP HR S P ERA WHIP	IP ERA WLS BF H R ER SO BB IBB HBP BLK WP HR S P ERA WHIP	IP ERA WLS BF H R ER SO BB IBB HBP BLK WP HR S P ERA WHIP	IP ERA WLS BF H R ER SO BB IBB HBP BLK WP HR S P ERA WHIP	IP ERA WLS BF H R ER SO BB IBB HBP BLK WP HR S P ERA WHIP	IP ERA WLS BF H R ER SO BB IBB HBP BLK WP HR S P ERA WHIP	IP ERA WLS BF H R ER SO BB IBB HBP BLK WP HR S P ERA WHIP	IP ERA WLS BF H R ER SO BB IBB HBP BLK WP HR S P ERA WHIP	IP ERA WLS BF H R ER SO BB IBB HBP BLK WP HR S P ERA WHIP	IP ERA WLS BF H R ER SO BB IBB HBP BLK WP HR S P ERA WHIP	IP ERA WLS BF H R ER SO BB IBB HBP BLK WP HR S P ERA WHIP	IP ERA WLS BF H R ER SO BB IBB HBP BLK WP HR S P ERA WHIP	IP ERA WLS BF H R ER SO BB IBB HBP BLK WP HR S P ERA WHIP	IP ERA WLS BF H R ER SO BB IBB HBP BLK WP HR S P ERA WHIP	IP ERA WLS BF H R ER SO BB IBB HBP BLK WP HR S P ERA WHIP	IP ERA WLS BF H R ER SO BB IBB HBP BLK WP HR S P ERA WHIP

New York Mets @ Pittsburgh Pirates
 Three Rivers Stadium, Pittsburgh, PA
 Sun Sep 28 1986, 3:33 AM EDT
 Att: 30,606 - Unknown

livebaseballscores.com

AB 36
R 1
H 5
RBI 1
BB 2
SO 5
LOB 10



Batter	1	2	3	4	5	6	7	8	9	AB	R	H	RBI	BB	SO	LOB	TOP					
Lenny Dykstra, L (1,8) OBP: 0.377, SLG: 0.451 Roger McDowell, R (8,1) OBP: 0.333, SLG: 0.294	F8		F7			E6		F8		4	0	1	0	0	0	1	<p>New York Mets @ Montreal Expos</p> <p>Olympic Stadium, Montreal, QB</p> <p>Tue Sep 30 1986, 7:05 PM EDT</p> <p>Att: 6,068 - Unknown</p> <p>livebaseballscores.com</p>					
Wally Backman, S (1,4) OBP: 0.380, SLG: 0.392	K		G3			FC1-5-6-5			4-3	4	0	0	0	0	1	1						
Keith Hernandez, L (1,3) OBP: 0.408, SLG: 0.440	K					G3			6-3	4	0	0	0	0	1	1						
Gary Carter, R (1,2) OBP: 0.332, SLG: 0.425									F5	4	0	1	0	0	0	0						
Darryl Strawberry, L (1,9) OBP: 0.352, SLG: 0.491										3	0	0	0	0	2	1						
Lee Mazzilli, S (1,7) OBP: 0.390, SLG: 0.333										1	0	0	0	1	0	0						
Ray Knight, R (1,5) OBP: 0.344, SLG: 0.413										3	0	0	0	0	0	3						
Rafael Santana, R (1,6) OBP: 0.283, SLG: 0.255 Mookie Wilson, S (8,PH) OBP: 0.346, SLG: 0.428										2	0	0	0	0	0	3						
Ron Darling, R (1,1) OBP: 0.133, SLG: 0.125 Danny Heep, L (8,PH) OBP: 0.362, SLG: 0.426 Stan Jefferson, S (8,PR) OBP: 0.238, SLG: 0.316 Kevin Elster, R (8,6) OBP: 0.296, SLG: 0.250										0	0	0	0	0	0	0						
										0	0	0	0	0	0	0						
Inning Stats	R: 0 E: 0 K: 2 S: 7	H: 0 LOB: 0 BB: 0 P: 7	R: 0 E: 0 K: 1 S: 6	H: 1 LOB: 2 BB: 0 P: 7	R: 0 E: 0 K: 0 S: 3	H: 0 LOB: 0 BB: 0 P: 3	R: 0 E: 0 K: 1 S: 5	H: 0 LOB: 0 BB: 0 P: 5	R: 0 E: 0 K: 0 S: 2	H: 0 LOB: 0 BB: 1 P: 6	R: 0 E: 1 K: 0 S: 4	H: 1 LOB: 1 BB: 0 P: 4	R: 0 E: 0 K: 0 S: 3	H: 0 LOB: 0 BB: 0 P: 3	R: 0 E: 0 K: 0 S: 3	H: 0 LOB: 1 BB: 1 P: 7	R: 0 E: 0 K: 0 S: 3	H: 0 LOB: 0 BB: 0 P: 3	1B: 1 2B: 1 3B: 0 HR: 0	SF: 0 SAC: 0 DP: 1 HBP: 1	WP: 0 PB: 0 SB: 0 CS: 0	PA: 31
PITCHER Bob Sebra, R (1,1) ERA: 3.74	IP: 9.0 WLS: W BF: 31 H: 2 R: 0 ER: 0 SO: 4 BB: 2 IBB: 0 HBP: 1 BLK: 0 WP: 0 HR: 0 S: 36 P: 45 ERA: 0.00 WHIP: 0.444															PITCHER						

Batter	1	2	3	4	5	6	7	8	9	AB	R	H	RBI	BB	SO	LOB	BOTTOM			
Casey Candaele, S (1,4) OBP: 0.292, SLG: 0.325	F7		6-3							4	0	2	0	0	0	0	<p>New York Mets @ Montreal Expos</p> <p>Olympic Stadium, Montreal, QB</p> <p>Tue Sep 30 1986, 7:05 PM EDT</p> <p>Att: 6,068 - Unknown</p> <p>livebaseballscores.com</p>			
Mitch Webster, S (1,8) OBP: 0.358, SLG: 0.431			K							4	1	1	0	0	2	2				
Tim Raines, S (1,7) OBP: 0.415, SLG: 0.478										3	0	0	1	0	1	0				
Andre Dawson, R (1,9) OBP: 0.331, SLG: 0.475										3	0	0	0	0	1	1				
Andres Galarraga, R (1,3) OBP: 0.340, SLG: 0.412										3	0	2	0	0	1	0				
Tom Foley, L (1,5) OBP: 0.338, SLG: 0.368										3	0	1	0	0	0	2				
Luis Rivera, R (1,6) OBP: 0.281, SLG: 0.282										3	0	1	0	0	0	2				
Randy Hunt, R (1,2) OBP: 0.256, SLG: 0.366										3	0	0	0	0	1	3				
Bob Sebra, R (1,1) OBP: 0.259, SLG: 0.269										3	0	0	0	0	1	1				
Inning Stats	R: 1 E: 0 K: 0 S: 4	H: 1 LOB: 0 BB: 0 P: 4	R: 0 E: 0 K: 1 S: 6	H: 2 LOB: 1 BB: 0 P: 6	R: 0 E: 0 K: 1 S: 5	H: 0 LOB: 0 BB: 0 P: 5	R: 0 E: 0 K: 2 S: 7	H: 0 LOB: 0 BB: 0 P: 7	R: 0 E: 0 K: 1 S: 6	H: 1 LOB: 1 BB: 0 P: 6	R: 0 E: 0 K: 2 S: 8	H: 1 LOB: 1 BB: 0 P: 8	R: 0 E: 0 K: 0 S: 4	H: 1 LOB: 1 BB: 0 P: 4	R: 0 E: 0 K: 0 S: 3	H: 1 LOB: 0 BB: 0 P: 3	1B: 4 2B: 2 3B: 1 HR: 0	SF: 0 SAC: 0 DP: 2 HBP: 0	WP: 1 PB: 0 SB: 2 CS: 1	PA: 29
PITCHER Ron Darling, R (1,1) ERA: 2.87 Roger McDowell, R (8,1) ERA: 3.12	IP: 7.0 WLS: L BF: 26 H: 6 R: 1 ER: 1 SO: 7 BB: 0 IBB: 0 HBP: 0 BLK: 0 WP: 1 HR: 0 S: 40 P: 40 ERA: 1.29 WHIP: 0.857															PITCHER				

Batter	1	2	3	4	5	6	7	8	9	10	AB	R	H	RBI	BB	SO	LOB	TOP				
Mookie Wilson, S (1, 8) OBP: 0.346, SLG: 0.433 (8, 7)	F9		2B		F6			E	4-3		5	2	2	0	0	0	1					
Kevin Mitchell, R (1, 7) OBP: 0.345, SLG: 0.469 (8, PH)	4-3		1-3		F9			E		K	3	0	0	0	0	0	1					
Danny Heep, L (8, 7) OBP: 0.383, SLG: 0.427 (8, 9)								E			2	1	1	0	0	1	0					
Keith Hernandez, L (1, 3) OBP: 0.410, SLG: 0.444								E		F4	4	0	2	3	1	0	0					
Dave Magadan, L (10, 3) OBP: 0.500, SLG: 0.438								E			0	0	0	0	0	0	0					
Gary Carter, R (1, 2) OBP: 0.424, SLG: 0.424								E			4	1	1	0	1	0	3					
Roger McDowell, R (10, 1) OBP: 0.333, SLG: 0.294	F8		F7							1B	0	0	0	0	0	0	0					
Daryl Strawberry, L (1, 9) OBP: 0.351, SLG: 0.456											4	1	1	1	0	3	2					
Ray Knight, R (1, 5) OBP: 0.347, SLG: 0.416											2	0	2	0	0	0	0					
Howard Johnson, S (6, 5) OBP: 0.340, SLG: 0.446											3	0	1	1	0	1	1					
Tim Lincecum, R (1, 4) OBP: 0.322, SLG: 0.370											5	0	1	0	0	1	2					
Rafael Santana, R (1, 6) OBP: 0.285, SLG: 0.257											4	0	2	0	0	1	1					
Sid Fernandez, L (1, 11) OBP: 0.200, SLG: 0.209											2	0	0	0	0	0	0					
Lee Mazzilli, S (7, PH) OBP: 0.388, SLG: 0.331											1	0	0	0	0	0	1					
Doug Sisk, R (7, 1) OBP: 0.388, SLG: 0.331											0	0	0	0	0	0	0					
Jesse Orosco, R (8, 1) OBP: 0.388, SLG: 0.331											0	0	0	0	0	0	0					
Lenny Dykstra, L (8, 1) OBP: 0.388, SLG: 0.331											1	0	0	0	0	0	1					
Ed Hearn, R (10, PH) OBP: 0.388, SLG: 0.331											1	1	1	0	0	0	0					
Inning Stats	R: 0 E: 0 K: 0 S: 3	H: 0 LOB: 1 BB: 1 P: 7	R: 1 E: 0 K: 1 S: 7	H: 3 LOB: 1 BB: 0 P: 7	R: 1 E: 0 K: 1 S: 7	H: 2 LOB: 1 BB: 0 P: 7	R: 0 E: 0 K: 0 S: 3	H: 1 LOB: 0 BB: 0 P: 3	R: 0 E: 0 K: 0 S: 5	H: 1 LOB: 0 BB: 0 P: 5	R: 0 E: 0 K: 0 S: 4	H: 1 LOB: 1 BB: 0 P: 4	R: 2 E: 1 K: 2 S: 10	H: 3 LOB: 1 BB: 0 P: 10	R: 0 E: 0 K: 1 S: 6	H: 1 LOB: 1 BB: 0 P: 6	R: 2 E: 1 K: 1 S: 7	H: 2 LOB: 1 BB: 1 P: 11	1B: 9 2B: 3 3B: 1 HR: 1	SF: 0 SAC: 0 DP: 1 HBP: 0	WP: 0 PB: 0 SB: 0 CS: 0	PA: 43
PITCHER	IP	WLS	BF	H	R	ER	SO	BB	IBB	HBP	BLK	WP	HR	S	P	ERA	WHIP					
Bob Ovcinko, L (1, 1) ERA: 3.6	5.0		20	6	2	2	2	0	0	0	0	0	0	23	27	3.60	1.400					
Andy McCaffigan, R (6, 1) ERA: 2.72	2.0		7	2	0	0	1	0	0	0	0	0	0	9	9	0.00	1.000					
Jeff Reardon, R (8, 1) ERA: 3.87	2.0		10	4	2	2	3	0	0	0	0	0	0	16	16	9.00	2.000					
Bob McClure, L (10, 1) ERA: 3.29	1.0	L	6	2	2	1	1	1	0	0	0	0	0	7	11	9.00	3.000					

New York Mets @ Montreal Expos
Olympic Stadium, Montreal, QB
Wed Oct 01 1986, 7:05 PM EDT
Att: 10,740 - Unknown

AB 41
R 6
H 14
RBI 5
BB 2
SO 7
LOB 14



Batter	1	2	3	4	5	6	7	8	9	10	AB	R	H	RBI	BB	SO	LOB	BOTTOM						
Casey Candaele, S (1, 4) OBP: 0.287, SLG: 0.318	L6		K			B2-3		F8			5	0	1	0	0	1	2							
Mitch Webster, S (1, 8) OBP: 0.357, SLG: 0.433			F9			L6		F8		F5	5	1	1	0	0	0	1							
Jim Wohlford, R (1, 7) OBP: 0.333, SLG: 0.391											2	1	1	0	1	1	1							
Herm Winningham, L (8, 7) OBP: 0.287, SLG: 0.328											2	0	0	0	0	1	1							
Andre Dawson, R (1, 9) OBP: 0.331, SLG: 0.478											5	1	2	2	0	1	2							
Andres Galarraga, R (1, 3) OBP: 0.339, SLG: 0.410											4	0	1	1	0	0	1							
Luis Rivera, R (1, 6) OBP: 0.281, SLG: 0.281											4	1	1	0	0	0	1							
Rene Gonzales, R (1, 5) OBP: 0.217, SLG: 0.143											3	0	1	0	1	1	0							
Randy Hunt, R (1, 2) OBP: 0.261, SLG: 0.349											2	0	0	0	1	2	1							
Wallace Johnson, S (9, PH) OBP: 0.333, SLG: 0.362											1	0	0	0	0	1	2							
Bob McClure, R (10, 1) OBP: 0.333, SLG: 0.333											0	0	0	0	0	0	0							
Bob Ovcinko, L (1, 11) OBP: 0.333, SLG: 0.200											1	0	0	0	0	0	1							
George Wright, S (8, PH) OBP: 0.333, SLG: 0.200											1	0	0	0	0	0	1							
Andy McCaffigan, R (6, 1) OBP: 0.357, SLG: 0.433											0	0	0	0	0	0	0							
Al Newman, S (7, PH) OBP: 0.333, SLG: 0.200											1	0	0	0	0	1	0							
Jeff Reardon, R (8, 1) OBP: 0.357, SLG: 0.433											0	0	0	0	0	0	0							
Dann Biedrzycki, R (8, PH) OBP: 0.357, SLG: 0.433											1	0	1	1	0	0	0							
Inning Stats	R: 1 E: 0 K: 1 S: 7	H: 2 LOB: 1 BB: 0 P: 7	R: 0 E: 0 K: 2 S: 7	H: 0 LOB: 0 BB: 0 P: 7	R: 0 E: 0 K: 2 S: 7	H: 0 LOB: 0 BB: 0 P: 7	R: 0 E: 0 K: 1 S: 5	H: 1 LOB: 0 BB: 0 P: 5	R: 0 E: 0 K: 0 S: 3	H: 1 LOB: 1 BB: 1 P: 7	R: 2 E: 0 K: 2 S: 6	H: 2 LOB: 1 BB: 1 P: 9	R: 0 E: 0 K: 2 S: 6	H: 0 LOB: 0 BB: 1 P: 10	R: 0 E: 0 K: 1 S: 6	H: 1 LOB: 1 BB: 0 P: 6	R: 1 E: 0 K: 1 S: 8	H: 3 LOB: 2 BB: 0 P: 8	R: 0 E: 0 K: 0 S: 3	H: 0 LOB: 0 BB: 0 P: 3	1B: 6 2B: 4 3B: 1 HR: 0	SF: 0 SAC: 0 DP: 2 HBP: 0	WP: 0 PB: 0 SB: 1 CS: 2	PA: 40
PITCHER	IP	WLS	BF	H	R	ER	SO	BB	IBB	HBP	BLK	WP	HR	S	P	ERA	WHIP							
Sid Fernandez, L (1, 1) ERA: 3.59	6.0		24	5	3	3	6	2	0	0	0	0	0	34	42	4.50	1.167							
Doug Sisk, R (7, 1) ERA: 2.97	1.0		4	1	0	0	2	1	0	0	0	0	0	7	11	0.00	2.000							
Jesse Orosco, L (8, 1) ERA: 2.39	2.0	W	9	3	1	1	2	0	0	0	0	0	0	13	13	4.50	1.500							
Roger McDowell, R (10, 1) ERA: 3.1	1.0	S	3	0	0	0	0	0	0	0	0	0	0	3	3	0.00	0.000							

New York Mets @ Montreal Expos
Olympic Stadium, Montreal, QB
Wed Oct 01 1986, 7:05 PM EDT
Att: 10,740 - Unknown


AB 37
R 4
H 9
RBI 4
BB 3
SO 10
LOB 13



Batter	1	2	3	4	5	6	7	8	9	AB	R	H	RBI	BB	SO	LOB	TOP			
Lenny Dykstra, L (1, 8) OBP: 0.378, SLG: 0.449	0-0 1B		0-0 4-3		0-3 K			4-0 1B HR BB		3	2	1	0	1	1	0				
Wally Backman, S (1, 4) OBP: 0.376, SLG: 0.387	0-3 K		0-3 K			0-0 4-3		0-0 B5		4	0	0	0	0	2	2				
Keith Hernandez, L (1, 3) Lee Mazzilli, S (8, 3) OBP: 0.410, SLG: 0.446 OBP: 0.388, SLG: 0.331	0-3 K			0-0 HR		0-3 K		0-0 1-2 HR		4	2	2	0	0	2	1				
Gary Carter, R (1, 2) Ed Hearn, R (9, 2) OBP: 0.334, SLG: 0.431 OBP: 0.326, SLG: 0.397	0-0 2H 1B			0-0 F4		0-0 F8		0-0 1-2 HR		4	1	2	4	0	0	1				
Darryl Strawberry, L (1, 9) OBP: 0.354, SLG: 0.502		4-0 FC6 BB		0-0 2H HR			4-0 E S 2B BB	0-0 F7		2	2	1	2	2	0	0				
Mookie Wilson, S (1, 7) OBP: 0.345, SLG: 0.434		0-0 FC6 S		0-0 5-3			0-0 1B 1-H G6-4-3 2B	0-0 4-3		4	1	1	1	0	0	1				
Ray Knight, R (1, 5) OBP: 0.346, SLG: 0.414		0-0 F9		0-0 F8			0-0 G6-4-3 1B		0-3 K	4	0	1	0	0	1	1				
Rafael Santana, R (1, 6) OBP: 0.283, SLG: 0.254		0-0 F3			0-3 K		0-0 G6-4-3		0-3 K	4	0	0	0	0	2	2				
Dwight Gooden, R (1, 1) Danny Heep, L (9, PH) Rick Anderson, R (9, 1) OBP: 0.119, SLG: 0.111 OBP: 0.381, SLG: 0.425 OBP: 0.091, SLG: 0.091			0-0 5-3		0-0 6-3		0-3 K		0-3 K	3	0	0	0	0	1	0				
Inning Stats	R: 1 E: 0 K: 2 S: 8	H: 2 LOB: 1 BB: 0 P: 8	R: 0 E: 0 K: 0 S: 3	H: 0 LOB: 1 BB: 1 P: 7	R: 0 E: 0 K: 1 S: 5	H: 0 LOB: 0 BB: 0 P: 5	R: 2 E: 0 K: 0 S: 5	H: 2 LOB: 0 BB: 0 P: 5	R: 0 E: 0 K: 1 S: 7	H: 0 LOB: 0 BB: 0 P: 7	R: 2 E: 0 K: 1 S: 6	H: 2 LOB: 0 BB: 1 P: 10	R: 3 E: 0 K: 0 S: 5	H: 2 LOB: 0 BB: 1 P: 9	R: 0 E: 0 K: 3 S: 9	H: 0 LOB: 0 BB: 0 P: 9	1B: 4 2B: 2 3B: 0 HR: 2	SF: 0 SAC: 0 DP: 1 HBP: 0	WP: 0 PB: 0 SB: 3 CS: 0	PA: 36
PITCHER Floyd Youmans, R (1, 1) ERA: 3.53	IP: 9.0 WLS: L BF: 36 H: 8 R: 8 ER: 8 SO: 10 BB: 3 IBB: 0 HBP: 0 BLK: 0 WP: 0 HR: 2 S: 53 P: 65 ERA: 8.00 WHIP: 1.222															PITCHER				

New York Mets @ Montreal Expos
Olympic Stadium, Montreal, QB
Thu Oct 02 1986, 7:05 PM EDT
Att: 10,726 - Unknown

AB 33
R 8
H 8
RBI 7
BB 3
SO 10
LOB 8



Batter	1	2	3	4	5	6	7	8	9	AB	R	H	RBI	BB	SO	LOB	BOTTOM			
Casey Candaele, S (1, 4) OBP: 0.273, SLG: 0.301	0-0 1-3		0-0 G3	0-0 F6			0-0 E6 4-3		0-0 F8	5	0	0	0	0	0	1				
Tom Foley, L (1, 5) OBP: 0.340, SLG: 0.365	4-0 1B BB		4-0 S 1B BB		0-0 5-3		0-0 4-3			2	1	0	0	2	0	1				
Mitch Webster, S (1, 8) OBP: 0.355, SLG: 0.430	0-3 K		0-3 K		0-0 6-3		0-3 K			4	0	0	0	0	3	3				
Andre Dawson, R (1, 9) Herm Winningham, L (9, 9) OBP: 0.333, SLG: 0.478 OBP: 0.297, SLG: 0.326	0-0 1-3 1B		0-0 2H 1B		0-0 F9			0-0 F8		4	0	2	1	0	0	0				
Andres Galarraga, R (1, 3) OBP: 0.335, SLG: 0.405	0-0 1-3		0-0 1-3			0-0 F7		0-0 6-3		4	0	0	0	0	0	3				
George Wright, S (1, 7) OBP: 0.245, SLG: 0.278		0-0 E4 F8		0-3 K		0-0 E 1B		4-0 BB		3	0	1	0	1	1	0				
Luis Rivera, R (1, 6) OBP: 0.280, SLG: 0.276		0-0 F8		4-0 1B E BB		0-0 F4		0-3 K		3	1	0	0	1	1	3				
Randy Hunt, R (1, 2) OBP: 0.260, SLG: 0.340		0-3 K		0-0 FC5-4 1B		0-3 K			0-3 K	4	0	1	0	0	3	2				
Floyd Youmans, R (1, 1) Wallace Johnson, S (9, PH) OBP: 0.213, SLG: 0.200 OBP: 0.331, SLG: 0.359		0-0 5-3		0-0 FC5-4			0-0 5-3		0-0 F8	3	0	0	0	0	0	2				
Inning Stats	R: 0 E: 0 K: 1 S: 6	H: 1 LOB: 2 BB: 1 P: 10	R: 0 E: 1 K: 1 S: 6	H: 0 LOB: 1 BB: 0 P: 6	R: 1 E: 0 K: 1 S: 6	H: 1 LOB: 1 BB: 1 P: 10	R: 1 E: 1 K: 1 S: 6	H: 1 LOB: 1 BB: 1 P: 10	R: 0 E: 0 K: 1 S: 3	H: 0 LOB: 0 BB: 0 P: 3	R: 0 E: 1 K: 1 S: 6	H: 1 LOB: 1 BB: 0 P: 6	R: 0 E: 0 K: 1 S: 5	H: 0 LOB: 1 BB: 1 P: 9	R: 0 E: 0 K: 1 S: 5	H: 0 LOB: 0 BB: 0 P: 5	1B: 4 2B: 0 3B: 0 HR: 0	SF: 0 SAC: 0 DP: 0 HBP: 0	WP: 0 PB: 0 SB: 1 CS: 0	PA: 37
PITCHER Dwight Gooden, R (1, 1) ERA: 2.84 Rick Anderson, R (9, 1) ERA: 2.72	IP: 8.0 WLS: W BF: 34 H: 4 R: 2 ER: 1 SO: 7 BB: 4 IBB: 0 HBP: 0 BLK: 0 WP: 0 HR: 0 S: 44 P: 60 ERA: 1.12 WHIP: 1.000															PITCHER				

New York Mets @ Montreal Expos
Olympic Stadium, Montreal, QB
Thu Oct 02 1986, 7:05 PM EDT
Att: 10,726 - Unknown

AB 33
R 2
H 4
RBI 1
BB 4
SO 8
LOB 15



Batter	1	2	3	4	5	6	7	8	9	AB	R	H	RBI	BB	SO	LOB	TOP			
Barry Bonds, L OBP: 0.332, SLG: 0.422 (1, 8)										4	0	0	0	0	2	1	Pittsburgh Pirates @ New York Mets Shea Stadium, Flushing, NY Sat Oct 04 1986, 3:33 AM EDT Unknown livebaseballscores.com			
Bobby Bonilla, S OBP: 0.354, SLG: 0.337 (1, 9)										4	0	2	0	0	0	1				
Johnny Ray, S OBP: 0.361, SLG: 0.387 (1, 4)										4	0	0	0	0	1	4				
Jim Morrison, R OBP: 0.334, SLG: 0.482 (1, 5)										4	1	2	0	0	1	1				
Mike Diaz, R OBP: 0.335, SLG: 0.488 (1, 7)										3	0	0	0	1	0	3				
Tony Peña, R OBP: 0.356, SLG: 0.406 (1, 2)										4	0	0	1	0	0	3				
Sid Bream, L OBP: 0.345, SLG: 0.456 (1, 3)										3	0	1	0	0	0	0				
Sam Khalifa, R OBP: 0.281, SLG: 0.230 (1, 6)										3	0	0	0	0	0	1				
Stan Fansler, R OBP: 0.167, SLG: 0.167 (5, PH)										1	0	1	0	0	0	0				
Inning Stats	R: 0 E: 1 K: 0 S: 4	H: 1 LOB: 1 BB: 0 P: 4	R: 0 E: 0 K: 0 S: 4	H: 1 LOB: 1 BB: 0 P: 4	R: 0 E: 0 K: 2 S: 8	H: 1 LOB: 1 BB: 0 P: 8	R: 0 E: 0 K: 1 S: 4	H: 0 LOB: 0 BB: 0 P: 3	R: 0 E: 0 K: 1 S: 5	H: 0 LOB: 0 BB: 0 P: 5	R: 1 E: 0 K: 0 S: 4	H: 1 LOB: 0 BB: 0 P: 4	R: 0 E: 0 K: 0 S: 3	H: 0 LOB: 0 BB: 0 P: 3	R: 0 E: 0 K: 0 S: 5	H: 2 LOB: 2 BB: 0 P: 5		1B: 5 2B: 1 3B: 0 HR: 0	SF: 0 SAC: 0 DP: 2 HBP: 0	WP: 0 PB: 0 SB: 0 CS: 0
PITCHER	IP WLS BF H R ER SO BB IBB HBP BLK WP HR S P ERA WHIP																			
Bob Ojeda, L ERA: 2.57 (1, 1)	6.0 W 21 3 0 0 4 1 0 0 0 0 0 0 28 32 0.00 0.667																			
Doug Sisk, R ERA: 3.05 (7, 1)	1.0 4 1 1 1 0 0 0 0 0 0 0 0 4 4 9.00 1.000																			
Jesse Orosco, L ERA: 2.33 (8, 1)	2.0 S 8 2 0 0 0 0 0 0 0 0 0 0 8 8 0.00 1.000																			

Batter	1	2	3	4	5	6	7	8	9	AB	R	H	RBI	BB	SO	LOB	BOTTOM			
Lenny Dykstra, L OBP: 0.377, SLG: 0.447 (1, 8)										4	1	1	0	0	0	0	Pittsburgh Pirates @ New York Mets Shea Stadium, Flushing, NY Sat Oct 04 1986, 3:33 AM EDT Unknown livebaseballscores.com			
Wally Backman, S OBP: 0.377, SLG: 0.387 (1, 4)										3	1	1	0	1	0	0				
Lee Mazzilli, S OBP: 0.401, SLG: 0.351 (1, 3)										3	2	3	0	1	0	0				
Darryl Strawberry, L OBP: 0.355, SLG: 0.501 (1, 9)										3	1	1	2	0	1	1				
Danny Heep, L OBP: 0.375, SLG: 0.421 (1, 7)										2	1	0	1	0	0	3				
Howard Johnson, S OBP: 0.343, SLG: 0.452 (1, 5)										4	0	2	2	0	0	0				
Ed Hearn, R OBP: 0.324, SLG: 0.393 (1, 2)										4	0	1	0	0	1	2				
Kevin Elster, R OBP: 0.258, SLG: 0.214 (1, 6)										4	0	0	0	0	1	2				
Bob Ojeda, L OBP: 0.125, SLG: 0.113 (7, 1)										2	0	0	0	0	1	0				
Kevin Mitchell, R OBP: 0.344, SLG: 0.467 (7, PH)										0	0	0	0	0	0	0				
Jesse Orosco, R ERA: 2.85 (8, 1)										1	0	0	0	0	0	0				
Inning Stats	R: 0 E: 0 K: 0 S: 3	H: 1 LOB: 1 BB: 0 P: 3	R: 0 E: 0 K: 1 S: 5	H: 0 LOB: 0 BB: 0 P: 5	R: 0 E: 0 K: 2 S: 7	H: 1 LOB: 1 BB: 0 P: 7	R: 3 E: 1 K: 0 S: 7	H: 4 LOB: 1 BB: 0 P: 7	R: 1 E: 0 K: 0 S: 4	H: 1 LOB: 3 BB: 2 P: 13	R: 0 E: 0 K: 0 S: 3	H: 0 LOB: 0 BB: 0 P: 3	R: 0 E: 0 K: 1 S: 7	H: 0 LOB: 1 BB: 0 P: 8	R: 2 E: 1 K: 1 S: 7	H: 2 LOB: 1 BB: 0 P: 8	1B: 7 2B: 3 3B: 0 HR: 0	SF: 1 SAC: 0 DP: 1 HBP: 2	WP: 0 PB: 0 SB: 0 CS: 1	PA: 35
PITCHER	IP WLS BF H R ER SO BB IBB HBP BLK WP HR S P ERA WHIP																			
Stan Fansler, R ERA: 3.75 (5, 1)	4.0 L 16 6 3 2 3 0 0 0 0 0 0 0 3 11 4.50 1.500																			
Jim Winn, R ERA: 3.58 (5, 1)	0.2 5 1 1 1 0 2 0 0 0 0 0 0 3 11 13.50 4.500																			
Pat Clements, L ERA: 2.85 (5, 1)	2.1 8 0 0 0 0 0 0 0 1 0 0 0 7 8 0.00 0.000																			
Larry McWilliams, L ERA: 5.15 (8, 1)	1.0 6 2 2 2 1 0 0 0 1 0 0 0 7 8 18.00 2.000																			

Batter	1	2	3	4	5	6	7	8	9	AB	R	H	RBI	BB	SO	LOB	TOP										
Joe Orsulak, L (1, 7) OBP: 0.300, SLG: 0.343	F7		L6		F6			K		4	0	0	0	0	1	1											
Bobby Bonilla, S (1, 5) OBP: 0.351, SLG: 0.333	F8			F6		5-3		4-3		4	0	0	0	0	0	0											
Johnny Ray, S (1, 4) OBP: 0.363, SLG: 0.394	F7			HR		FC3-6 1B			5-3 BB	3	1	2	1	1	0	0											
Sid Bream, L (1, 3) OBP: 0.342, SLG: 0.453		F6		4-3		FC3-6 1-2			F9	4	0	0	0	0	0	2											
Barry Bonds, L (1, 8) OBP: 0.329, SLG: 0.417		4-3		F7		4-3			5-3 1-2	4	0	0	0	0	0	2											
Benny DiStefano, L (1, 9) OBP: 0.179, SLG: 0.278					E4 1-3 1B SF7		G3		G3	4	1	1	0	0	0	1											
Junior Ortiz, R (1, 2) OBP: 0.383, SLG: 0.394				F5		1-3 1-2 1B			5-3	3	0	1	0	0	0	1											
U L Washington, S (1, 6) OBP: 0.275, SLG: 0.260			K		1-3	1-2 2-3			3-1	3	0	0	0	0	1	2											
Bob Patterson, R (1, 1) Mike Ojeda, R (5, PH) Bob Walk, R (5, 1) Ray Krawczyk, R (5, 1) Rick Renner, R (8, PH) Don Robinson, R (8, 1)			K		SF7 3-H			K		1	0	0	0	0	1	0											
Inning Stats	R: 0 E: 0 K: 0 S: 3	H: 0 LOB: 0 BB: 0 P: 3	R: 0 E: 0 K: 0 S: 4	H: 1 LOB: 1 BB: 0 P: 4	R: 0 E: 0 K: 2 S: 7	H: 0 LOB: 0 BB: 0 P: 7	R: 1 E: 0 K: 0 S: 4	H: 1 LOB: 0 BB: 0 P: 4	R: 1 E: 1 K: 0 S: 5	H: 1 LOB: 1 BB: 0 P: 5	R: 0 E: 0 K: 0 S: 4	H: 1 LOB: 0 BB: 0 P: 4	R: 0 E: 0 K: 2 S: 7	H: 0 LOB: 0 BB: 0 P: 3	R: 0 E: 0 K: 0 S: 3	H: 0 LOB: 1 BB: 1 P: 7	R: 0 E: 0 K: 0 S: 3	H: 0 LOB: 1 BB: 1 P: 7	1B: 3 2B: 0 3B: 0 HR: 1	SF: 1 SAC: 0 DP: 0 HBP: 0	WP: 0 PB: 0 SB: 0 CS: 0	PA: 33					
PITCHER	IP	WLS	BF	H	R	ER	SO	BB	IBB	HBP	BLK	WP	HR	S	P	ERA	WHIP										
Rick Aguilera, R (1, 1) ERA: 3.88	5.0	W	19	3	2	1	2	0	0	0	0	0	1	23	23	1.80	0.600										
Randy Niemann, L (6, 1) ERA: 3.79	1.0		4	1	0	0	0	0	0	0	0	0	0	4	4	0.00	1.000										
Roger McDowell, R (7, 1) ERA: 3.02	3.0	S	10	0	0	0	2	1	0	0	0	0	0	13	17	0.00	0.333										

Pittsburgh Pirates @ New York Mets
Shea Stadium, Flushing, NY
Sat Oct 04 1986, 3:38 AM EDT
Att: 30,810 - Unknown

AB	31
R	2
H	4
RBI	2
BB	1
SO	4
LOB	9



Batter	1	2	3	4	5	6	7	8	9	AB	R	H	RBI	BB	SO	LOB	BOTTOM										
Mookie Wilson, S (1, 7) OBP: 0.345, SLG: 0.430	6-3		5-3			FC3-6 1B WP		3-1		3	1	0	0	1	0	1											
Roger McDowell, R (7, 1) OBP: 0.316, SLG: 0.278										1	0	0	0	0	0	2											
Tim Lincecum, R (1, 4) OBP: 0.324, SLG: 0.372	K		K		F7				F9 2B	4	0	1	0	1	2	3											
Keith Hernandez, L (1, 3) OBP: 0.412, SLG: 0.447										3	1	2	1	1	0	3											
Dave Magadan, L (6, PR) OBP: 0.526, SLG: 0.438	1B		FC5-4 BB		3-1					0	0	0	0	1	0	0											
Gary Carter, R (1, 2) OBP: 0.335, SLG: 0.431										4	1	2	0	0	1	3											
John Gibbons, R (8, PH) OBP: 0.545, SLG: 0.842	1B		FC5-4 1-2							1	0	0	0	0	0	2											
Kevin Mitchell, R (1, 9) OBP: 0.344, SLG: 0.466	1B				FC5-4 BB HBP		L9		K	5	1	2	1	0	1	5											
Ray Knight, R (1, 5) OBP: 0.350, SLG: 0.417					1B				F9	4	1	3	1	0	0	2											
Stan Jefferson, S (1, 8) OBP: 0.320, SLG: 0.409			L4-6 2B		1B				K	3	0	2	0	1	1	1											
Rafael Santana, R (1, 6) OBP: 0.282, SLG: 0.254		L4-6 2-3			1B		G5-2-3		L9	4	0	1	2	0	0	5											
Rick Aguilera, R (1, 1) OBP: 0.204, SLG: 0.275										2	0	0	0	0	0	2											
Randy Niemann, L (6, 1) OBP: 0.429, SLG: 0.333										0	0	0	0	0	0	0											
Lenny Dykstra, L (6, PH) OBP: 0.379, SLG: 0.449					F9					1	0	1	0	1	0	0											
Inning Stats	R: 2 E: 0 K: 1 S: 8	H: 4 LOB: 2 BB: 0 P: 8	R: 0 E: 0 K: 0 S: 3	H: 1 LOB: 0 BB: 0 P: 3	R: 0 E: 0 K: 1 S: 5	H: 0 LOB: 1 BB: 1 P: 9	R: 2 E: 0 K: 0 S: 7	H: 4 LOB: 3 BB: 1 P: 11	R: 0 E: 0 K: 0 S: 3	H: 1 LOB: 2 BB: 1 P: 8	R: 1 E: 0 K: 1 S: 7	H: 2 LOB: 2 BB: 1 P: 11	R: 0 E: 0 K: 1 S: 6	H: 1 LOB: 2 BB: 1 P: 10	R: 0 E: 0 K: 1 S: 6	H: 1 LOB: 2 BB: 1 P: 10	1B: 12 2B: 3 3B: 0 HR: 0	SF: 0 SAC: 0 DP: 2 HBP: 1	WP: 1 PB: 0 SB: 0 CS: 0	PA: 42							
PITCHER	IP	WLS	BF	H	R	ER	SO	BB	IBB	HBP	BLK	WP	HR	S	P	ERA	WHIP										
Bob Patterson, L (1, 1) ERA: 4.95	4.0	L	21	9	4	4	2	1	1	0	0	0	0	23	31	9.00	2.500										
Bob Walk, R (5, 1) ERA: 3.75	1.1		9	3	1	1	0	2	0	1	0	1	0	6	15	6.75	3.750										
Ray Krawczyk, R (6, 1) ERA: 4.76	1.2		7	1	0	0	2	1	0	0	0	0	0	10	14	0.00	1.200										
Don Robinson, R (8, 1) ERA: 3.42	1.0		5	1	0	0	1	1	0	0	0	0	0	6	10	0.00	2.000										

Pittsburgh Pirates @ New York Mets
Shea Stadium, Flushing, NY
Sat Oct 04 1986, 3:38 AM EDT
Att: 30,810 - Unknown

AB	35
R	5
H	14
RBI	5
BB	6
SO	5
LOB	29



Batter	1	2	3	4	5	6	7	8	9	AB	R	H	RBI	BB	SO	LOB	TOP					
Joe Orsulak, L (1.7) OBP: 0.299, SLG: 0.342	0-0 CS 1B		0-3 K2-3			0-3 K		0-3 K		4	0	1	0	0	3	0						
U L Washington, S (1.6) OBP: 0.276, SLG: 0.259	0-3 K			0-0 1-3		0-3 K			0-0 S 1B	4	0	1	0	0	2	1						
Barry Bonds, L (1.8) OBP: 0.341, SLG: 0.416	4-0 BB			0-0 E4		0-0 F9			0-0 F5	1	0	0	0	1	0	0						
Mike Diaz, R (5.7) OBP: 0.330, SLG: 0.483										2	0	0	0	0	0	1						
Sid Bream, L (1.3) OBP: 0.341, SLG: 0.450	0-3 K			0-3 K					0-3 K	3	0	0	0	0	2	2						
Rafael Belliard, R (9, PH) OBP: 0.296, SLG: 0.262				1-2 K						1	0	0	0	0	1	1						
Bobby Bonilla, S (1.5) OBP: 0.352, SLG: 0.333		0-0 G6-4-3 1B			4-0 BB				0-0 K	3	0	1	0	1	1	1						
Benny DiStefano, L (1.9) OBP: 0.190, SLG: 0.282		0-0 F4		0-3 K						3	0	1	0	0	1	3						
Sam Khalifa, R (1.4) OBP: 0.276, SLG: 0.225		0-0 G6-4-3				0-0 F9			0-0 1-3	3	0	0	0	0	0	2						
Ruben Rodriguez, R (1.2)			0-0 5-3		0-0 6-3			0-3 K		3	0	0	0	0	1	0						
Hipolito Pena, L (1.1) Mike Bielecki, R (1.1) Bill Armstrong, R (1.1) John Smiley, L (1.1) Rock Robinson, R (1.1) Ray Krawczyk, R (1.1) Barry Jones, R (1.1) Pat Clements, R (1.1) Don Robinson, R (1.1)			0-0 F7			0-0 F8			0-0 F7	0	0	0	0	0	0	0						
Inning Stats	R: 0 E: 0 K: 2 S: 7	H: 1 LOB: 1 BB: 1 P: 11	R: 0 E: 0 K: 0 S: 3	H: 1 LOB: 0 BB: 0 P: 3	R: 0 E: 0 K: 1 S: 5	H: 0 LOB: 0 BB: 0 P: 5	R: 0 E: 1 K: 2 S: 8	H: 0 LOB: 2 BB: 1 P: 12	R: 0 E: 0 K: 0 S: 3	H: 0 LOB: 0 BB: 0 P: 3	R: 0 E: 0 K: 2 S: 7	H: 0 LOB: 0 BB: 0 P: 7	R: 0 E: 0 K: 1 S: 4	H: 1 LOB: 1 BB: 0 P: 4	R: 0 E: 0 K: 2 S: 7	H: 0 LOB: 0 BB: 0 P: 7	R: 0 E: 0 K: 2 S: 8	H: 1 LOB: 1 BB: 0 P: 8	1B: 4 2B: 1 3B: 0 HR: 0	SF: 0 SAC: 0 DP: 2 HBP: 0	WP: 0 PB: 0 SB: 2 CS: 1	PA: 32
PITCHER	IP WLS BF H R ER SO BB IBB HBP BLK WP HR S P ERA WHIP	IP WLS BF H R ER SO BB IBB HBP BLK WP HR S P ERA WHIP																				
Ron Darling, R (1.1) ERA: 2.81	5.0 W 18 2 0 0 5 2 0 0 0 0 0 26 34 0.00 0.800	4.0 S 14 2 0 0 6 0 0 0 0 0 0 26 26 0.00 0.500																				
Sid Fernandez, L (6.1) ERA: 3.52																						

Pittsburgh Pirates @ New York Mets
Shea Stadium, Flushing, NY
Sun Oct 05 1986, 3:33 AM EDT
Att: 32,170 - Unknown

AB 30
R 0
H 4
RBI 0
BB 2
SO 11
LOB 11



Batter	1	2	3	4	5	6	7	8	9	AB	R	H	RBI	BB	SO	LOB	BOTTOM					
Lenny Dykstra, L (1.8) OBP: 0.377, SLG: 0.445	0-0 4-3				0-0 3-1	0-0 F7			0-0 F7	3	0	0	0	0	0	1						
Kevin Elster, R (6.6) OBP: 0.242, SLG: 0.200		0-0 F7								2	0	0	0	0	0	0						
Wally Backman, S (1.4) OBP: 0.376, SLG: 0.385	0-0 E6 HR		0-0 6-3		4-0 1B 1B HR BB	0-3 K		0-0 4-3		2	1	0	0	0	0	0						
Tim Teufel, R (5.4) OBP: 0.324, SLG: 0.369										2	1	0	0	1	1	0						
Keith Hernandez, L (1.3) OBP: 0.413, SLG: 0.446	1-0 HR		0-0 1-3		0-0 1B HR	0-0 6-3				1	1	0	0	0	0	0						
Dave Magadan, L (5.3) OBP: 0.524, SLG: 0.444	1-2 HR HBP				1-2 1B HR					2	1	1	0	0	0	0						
Gary Carter, R (1.2) OBP: 0.337, SLG: 0.439	0-0 HR		0-0 6-3		0-0 HR 1B				0-0 L7	3	2	2	3	0	0	0						
Ed Hearn, R (6.2) OBP: 0.322, SLG: 0.390										1	0	0	0	0	0	0						
Darryl Strawberry, L (1.9) OBP: 0.358, SLG: 0.507	0-3 K2-3			4-0 HR BB	0-0 HR 1B			4-0 1B BB		2	2	1	4	2	1	0						
Howard Johnson, S (1.7) OBP: 0.341, SLG: 0.445	0-0 F8			0-3 K	4-0 BB HR	0-3 K		0-3 K		3	0	0	0	1	2	2						
Ray Knight, R (1.5) OBP: 0.351, SLG: 0.424		0-0 1-3		0-0 HR	0-0 F7				0-0 1B	4	1	2	2	0	0	1						
Rafael Santana, R (1.6) OBP: 0.285, SLG: 0.254		4-0 SH3-4 BB		0-0 5-3	4-0 BB	4-0 F7				1	0	0	0	2	0	0						
Sid Fernandez, L (6.1) OBP: 0.197, SLG: 0.206					1-2 BB					1	0	0	0	0	0	2						
Ron Darling, R (1.1) OBP: 0.131, SLG: 0.123		0-0 SH3-4		0-3 K	0-0 F8			0-3 K		1	0	0	0	0	1	0						
Stan Jefferson, S (5, PH) OBP: 0.296, SLG: 0.375										2	0	0	0	0	1	2						
Inning Stats	R: 3 E: 1 K: 1 S: 7	H: 1 LOB: 0 BB: 0 P: 8	R: 0 E: 0 K: 0 S: 3	H: 0 LOB: 1 BB: 1 P: 7	R: 0 E: 0 K: 0 S: 3	H: 0 LOB: 0 BB: 0 P: 3	R: 2 E: 0 K: 2 S: 8	H: 1 LOB: 0 BB: 1 P: 12	R: 4 E: 0 K: 0 S: 6	H: 3 LOB: 2 BB: 3 P: 18	R: 0 E: 0 K: 1 S: 5	H: 0 LOB: 0 BB: 0 P: 5	R: 0 E: 0 K: 1 S: 6	H: 1 LOB: 2 BB: 1 P: 10	R: 0 E: 0 K: 1 S: 5	H: 0 LOB: 0 BB: 0 P: 5	R: 0 E: 0 K: 1 S: 5	H: 0 LOB: 0 BB: 0 P: 5	1B: 3 2B: 0 3B: 0 HR: 3	SF: 0 SAC: 1 DP: 0 HBP: 1	WP: 0 PB: 0 SB: 1 CS: 0	PA: 38
PITCHER	IP WLS BF H R ER SO BB IBB HBP BLK WP HR S P ERA WHIP	IP WLS BF H R ER SO BB IBB HBP BLK WP HR S P ERA WHIP																				
Hipolito Pena, L (1.1) ERA: 8.64	1.0 L 3 0 0 0 0 0 0 0 0 0 3 7 0.00 1.000	1.0 4 0 0 0 0 0 1 0 0 0 0 0 3 7 0.00 1.000																				
Mike Bielecki, R (2.1) ERA: 4.69																						
John Smiley, L (3.1) ERA: 3.86																						
Ray Krawczyk, R (5.1) ERA: 7.3																						
Barry Jones, R (6.1) ERA: 2.89																						
Pat Clements, L (7.1) ERA: 2.8	1.0 3 0 0 0 0 1 0 0 0 0 0 5 5 0.00 0.000	1.0 3 0 0 0 0 1 0 0 0 0 0 5 5 0.00 0.000																				
Don Robinson, R (8.1) ERA: 3.35																						

Pittsburgh Pirates @ New York Mets
Shea Stadium, Flushing, NY
Sun Oct 05 1986, 3:33 AM EDT
Att: 32,170 - Unknown

AB 30
R 9
H 6
RBI 9
BB 6
SO 6
LOB 8



Batter	1	2	3	4	5	6	7	8	9	AB	R	H	RBI	BB	SO	LOB	TOP					
Lenny Dykstra, L (1,8) OBP: 0.500, SLG: 0.333	B3		4-3			BB		1B		3	0	1	0	1	0	0	<p>New York Mets @ Houston Astros Astrodome, Houston, TX Wed Oct 08 1986, 8:05 PM EDT Att: 44,131 - Dome</p>					
Wally Backman, S (1,4)	E6			F7		F7		K		4	0	0	0	0	1	3						
Keith Hernandez, L (1,3) OBP: 0.250, SLG: 0.250	K			FC4-6		K		K		4	0	1	0	0	3	4						
Gary Carter, R (1,2)	K			K		K			5-3	4	0	0	0	0	3	3						
Darryl Strawberry, L (1,9) OBP: 0.250, SLG: 0.250		K		FC4-6			K		3-1	4	0	1	0	0	2	1						
Mookie Wilson, S (1,7)		K			1-3		F9		3-1	4	0	0	0	0	1	1						
Ray Knight, R (1,5)		F8					1-3		K	4	0	0	0	0	2	1						
Rafael Santana, R (1,6) OBP: 0.500, SLG: 0.500			L4					K		2	0	1	0	0	0	0						
Lee Mazzilli, S (8,PH)										1	0	0	0	0	1	0						
Jesse Orosco, R (8,1)										0	0	0	0	0	0	0						
Dwight Gooden, R (1,1)										2	0	0	0	0	1	1						
Danny Heep, L (8,PH) OBP: 1.000, SLG: 1.000			K							1	0	1	0	0	0	0						
Kevin Elster, R (8,6)										0	0	0	0	0	0	0						
Inning Stats	R: 0 E: 1 K: 2 S: 8	H: 0 LOB: 1 BB: 0 P: 8	R: 0 E: 0 K: 2 S: 8	H: 0 LOB: 0 BB: 0 P: 11	R: 0 E: 0 K: 1 S: 9	H: 0 LOB: 0 BB: 0 P: 10	R: 0 E: 0 K: 1 S: 6	H: 1 LOB: 1 BB: 0 P: 10	R: 0 E: 0 K: 1 S: 11	H: 1 LOB: 1 BB: 0 P: 14	R: 0 E: 0 K: 1 S: 11	H: 0 LOB: 1 BB: 1 P: 21	R: 0 E: 0 K: 1 S: 9	H: 0 LOB: 0 BB: 0 P: 15	R: 0 E: 0 K: 3 S: 12	H: 2 LOB: 2 BB: 0 P: 17	R: 0 E: 0 K: 1 S: 15	H: 1 LOB: 1 BB: 0 P: 19	1B: 5 2B: 0 3B: 0 HR: 0	SF: 0 SAC: 0 DP: 0 HBP: 0	WP: 0 PB: 0 SB: 2 CS: 0	PA: 34
PITCHER Mike Scott, R (1,1) ERA:	IP: 9.0 WLS: W BF: 34	H: 5 R: 0 ER: 0 SO: 14	BB: 1 IBB: 0 HBP: 0 BLK: 0	WP: 0 HR: 0 S: 89 P: 125	ERA: 0.00 WHIP: 0.667											ERA: 0.00 WHIP: 0.667						

Batter	1	2	3	4	5	6	7	8	9	AB	R	H	RBI	BB	SO	LOB	BOTTOM			
Billy Hatcher, R (1,8)	F7	FC5			G3		K			3	0	0	0	1	1	3	<p>New York Mets @ Houston Astros Astrodome, Houston, TX Wed Oct 08 1986, 8:05 PM EDT Att: 44,131 - Dome</p>			
Bill Doran, S (1,4)	F7		3-1		G3		F7			4	0	0	0	0	0	1				
Denny Walling, L (1,5)	F7		3-1		FC6-2		K			4	0	0	0	0	1	1				
Glenn Davis, R (1,3) OBP: 0.250, SLG: 1.000		HR	5-3		F9		5-3			4	1	1	1	0	0	1				
Kevin Bass, S (1,9) OBP: 0.500, SLG: 0.750		1B			G3		F9			4	0	2	0	0	0	0				
Jose Cruz, L (1,7) OBP: 0.250, SLG: 0.250		F8			1B		K			4	0	1	0	0	2	2				
Alan Ashby, S (1,2) OBP: 1.000, SLG: 1.000		FC5			1B					1	0	1	0	2	0	0				
Craig Reynolds, L (1,6) OBP: 0.667, SLG: 0.667							F9			3	0	2	0	0	0	2				
Dickie Thon, R (9,6)										0	0	0	0	0	0	0				
Mike Scott, R (1,1)		K			G6-4-3		K			3	0	0	0	0	2	8				
Inning Stats	R: 0 E: 0 K: 0 S: 9	H: 3 LOB: 3 BB: 1 P: 13	R: 1 E: 0 K: 1 S: 19	H: 3 LOB: 3 BB: 1 P: 30	R: 0 E: 0 K: 0 S: 5	H: 0 LOB: 0 BB: 0 P: 9	R: 0 E: 0 K: 0 S: 10	H: 3 LOB: 2 BB: 0 P: 13	R: 0 E: 0 K: 0 S: 10	H: 0 LOB: 1 BB: 1 P: 17	R: 0 E: 0 K: 2 S: 10	H: 1 LOB: 2 BB: 1 P: 16	R: 0 E: 0 K: 2 S: 10	H: 0 LOB: 0 BB: 0 P: 13	R: 0 E: 0 K: 1 S: 8	H: 0 LOB: 0 BB: 0 P: 9	1B: 5 2B: 1 3B: 0 HR: 1	SF: 0 SAC: 0 DP: 1 HBP: 0	WP: 0 PB: 0 SB: 2 CS: 0	PA: 33
PITCHER Dwight Gooden, R (1,1) ERA: 1.29	IP: 7.0 WLS: L BF: 30	H: 7 R: 1 ER: 1 SO: 5	BB: 3 IBB: 0 HBP: 0 BLK: 0	WP: 0 HR: 1 S: 73 P: 111	ERA: 1.29 WHIP: 1.429											ERA: 1.29 WHIP: 1.429				
PITCHER Jesse Orosco, L (8,1) ERA:	IP: 1.0 WLS: 3 BF: 3	H: 0 R: 0 ER: 0 SO: 1	BB: 0 IBB: 0 HBP: 0 BLK: 0	WP: 0 HR: 0 S: 8 P: 9	ERA: 0.00 WHIP: 0.000											ERA: 0.00 WHIP: 0.000				

AB 33
R 0
H 5
RBI 0
BB 1
SO 14
LOB 14



AB 30
R 1
H 7
RBI 1
BB 3
SO 6
LOB 18



Batter	1	2	3	4	5	6	7	8	9	AB	R	H	RBI	BB	SO	LOB	TOP					
Lenny Dykstra, L (1,8)	B1-3			G3	E		E3			5	1	2	0	0	0	0	New York Mets @ Houston Astros Astrodome, Houston, TX Thu Oct 09 1986, 8:05 PM EDT Att. 44,391 - Dome					
Wally Backman, S (1,4)	L5			1B	E8		4-3		B2	5	2	2	1	0	0	2						
Keith Hernandez, L (1,3)	F6			1B	1B					3	1	2	2	2	0	0						
Gary Carter, R (1,2)		K		1B	F8		F8		G6-4-3	5	0	1	1	0	1	5						
Darryl Strawberry, L (1,9)	K			SF7			F9		K	3	0	0	1	0	2	0						
Mookie Wilson, S (1,7)	F8			F7			3-1		FC6-4	4	0	1	0	0	0	1						
Ray Knight, R (1,5)				K	F4		1B		FC6-4	3	0	1	0	1	1	0						
Rafael Santana, R (1,6)				K	FC5-6		K		FC6-4	4	0	1	0	0	2	3						
Bob Ojeda, L (1,1)				K	FC5-6		K		F7	4	1	0	0	0	2	3						
Inning Stats	R: 0 E: 0 K: 0 S: 6	H: 0 LOB: 0 BB: 0 P: 9	R: 0 E: 0 K: 2 S: 10	H: 0 LOB: 0 BB: 0 P: 12	R: 0 E: 0 K: 3 S: 9	H: 3 LOB: 1 BB: 0 P: 14	R: 2 E: 0 K: 0 S: 9	H: 3 LOB: 1 BB: 0 P: 13	R: 3 E: 1 K: 0 S: 18	H: 4 LOB: 1 BB: 0 P: 26	R: 0 E: 0 K: 1 S: 10	H: 1 LOB: 1 BB: 0 P: 15	R: 0 E: 1 K: 1 S: 10	H: 0 LOB: 2 BB: 1 P: 17	R: 0 E: 0 K: 1 S: 9	H: 1 LOB: 2 BB: 1 P: 16	R: 0 E: 0 K: 0 S: 4	H: 1 LOB: 1 BB: 1 P: 10	1B: 7 2B: 2 3B: 1 HR: 0	SF: 1 SAC: 0 DP: 1 HBP: 0	WP: 0 PB: 0 SB: 1 CS: 0	PA: 40
PITCHER	IP WLS BF H R ER SO BB IBB HBP BLK WP HR S P ERA WHIP																					
Nolan Ryan, R (1,1)	5.0 L 22 7 5 5 5 0 0 0 0 0 0 0 0 0 52 74 9.00 1.400																					
Larry Andersen, R (6,1)	2.0 9 1 0 0 2 0 1 0 0 0 0 0 0 20 32 0.00 0.500																					
Aurelio Lopez, R (8,1)	1.1 8 2 0 0 1 0 2 0 0 0 0 0 0 12 25 0.00 1.500																					
Charlie Kerfeld, R (9,1)	0.2 1 0 0 0 0 0 0 0 0 0 0 0 0 1 1 0.00 0.000																					

Batter	1	2	3	4	5	6	7	8	9	AB	R	H	RBI	BB	SO	LOB	BOTTOM					
Billy Hatcher, R (1,8)	K		1B		F6		FC6-4		5-3	5	1	1	0	0	1	2	New York Mets @ Houston Astros Astrodome, Houston, TX Thu Oct 09 1986, 8:05 PM EDT Att. 44,391 - Dome					
Bill Doran, S (1,4)	K		4-3		1B		G3			4	0	1	0	0	1	2						
Phil Garner, R (1,5)	6-3				F8		FC6-4			3	0	1	1	1	0	2						
Glenn Davis, R (1,3)		1-3		5-3			FC6-4		FC6-4	4	0	1	0	0	0	2						
Kevin Bass, S (1,9)		1B					FC6-4		F7	3	0	2	0	1	0	0						
Jose Cruz, L (1,7)		FC1-2		K			F8		F2	4	0	1	0	0	1	4						
Alan Ashby, S (1,2)		FC1-2		FC5			FC6-4		1-3	4	0	0	0	0	0	6						
Dickie Thon, R (1,6)		K			1B		F9		G6-4-3	4	0	2	0	0	1	4						
Nolan Ryan, R (1,1)									G6-4-3	1	0	0	0	0	0	0						
Jim Pankovits, R (5,PH)										1	0	0	0	0	1	1						
Larry Andersen, R (6,1)										0	0	0	0	0	0	0						
Terry Puhl, L (7,PH)										0	0	1	0	0	0	0						
Aurelio Lopez, R (8,1)										0	0	0	0	0	0	0						
Charlie Kerfeld, R (9,1)										0	0	0	0	0	0	0						
Davey Lopes, R (9,PH)										1	0	0	0	0	0	1						
Inning Stats	R: 0 E: 0 K: 2 S: 9	H: 0 LOB: 0 BB: 0 P: 13	R: 0 E: 0 K: 1 S: 14	H: 2 LOB: 0 BB: 0 P: 15	R: 0 E: 0 K: 0 S: 6	H: 1 LOB: 0 BB: 0 P: 10	R: 0 E: 0 K: 1 S: 10	H: 1 LOB: 2 BB: 1 P: 21	R: 0 E: 0 K: 0 S: 11	H: 2 LOB: 2 BB: 0 P: 17	R: 0 E: 0 K: 0 S: 10	H: 1 LOB: 2 BB: 1 P: 18	R: 1 E: 0 K: 0 S: 7	H: 2 LOB: 1 BB: 0 P: 11	R: 0 E: 0 K: 0 S: 9	H: 0 LOB: 0 BB: 0 P: 13	R: 0 E: 0 K: 0 S: 5	H: 1 LOB: 0 BB: 0 P: 8	1B: 9 2B: 2 3B: 0 HR: 0	SF: 0 SAC: 0 DP: 2 HBP: 0	WP: 0 PB: 0 SB: 0 CS: 0	PA: 37
PITCHER	IP WLS BF H R ER SO BB IBB HBP BLK WP HR S P ERA WHIP																					
Bob Ojeda, L (1,1)	9.0 W 37 10 1 1 5 2 0 0 0 0 0 0 0 81 126 1.00 1.333																					

Batter	1	2	3	4	5	6	7	8	9	AB	R	H	RBI	BB	SO	LOB	TOP							
Bill Doran, S OBP: 0.235, SLG: 0.375 (1, 4)	5-3 1		4-3 2		F7 3			6-3 3		4	0	0	0	0	0	0								
Billy Hatcher, R OBP: 0.294, SLG: 0.200 (1, 8)	6-3 2		F8 3			F8 1			5-3 1	4	0	0	0	0	0	0								
Phil Garner, R OBP: 0.266, SLG: 0.167 Denny Walling, L OBP: 0.200, SLG: 0.300 (9, PH) (9, 5)	K 3			F4 1		F8 2		FC5 2B 1	3	0	0	0	0	0	1	0								
Glenn Davis, R OBP: 0.375, SLG: 0.500 (1, 3)		HR 1B 1		BB 2		F2 3		6-3 2	3	1	1	0	1	0	1									
Kevin Bass, S OBP: 0.438, SLG: 0.462 (1, 9)	K 1			F4 2			F7 1		BB 1	3	0	0	0	1	1	2								
Jose Cruz, L OBP: 0.250, SLG: 0.200 (1, 7)	K 2			F9 3			4-3 2		FC5 3	4	0	0	0	0	1	4								
Alan Ashby, S OBP: 0.286, SLG: 0.417 (1, 2)		HR 1H 3			F8 1		6-3 3			3	1	1	2	0	0	0								
Dickie Thon, R OBP: 0.375, SLG: 0.750 (1, 6)		F8 3						5-3 1		3	1	1	1	0	0	0								
Mike Scott, R (1, 1)			K 1					K 2		3	0	0	0	0	3	0								
Inning Stats	R: 0 E: 0 K: 1 S: 7	H: 0 LOB: 0 BB: 0 P: 9	R: 2 E: 0 K: 2 S: 16	H: 2 LOB: 0 BB: 0 P: 19	R: 0 E: 0 K: 1 S: 8	H: 0 LOB: 0 BB: 0 P: 12	R: 0 E: 0 K: 0 S: 6	H: 0 LOB: 1 BB: 1 P: 11	R: 1 E: 0 K: 1 S: 16	H: 1 LOB: 0 BB: 0 P: 21	R: 0 E: 0 K: 0 S: 7	H: 0 LOB: 0 BB: 0 P: 11	R: 0 E: 0 K: 0 S: 4	H: 0 LOB: 0 BB: 0 P: 4	R: 0 E: 0 K: 1 S: 7	H: 0 LOB: 0 BB: 0 P: 10	R: 0 E: 0 K: 0 S: 9	H: 1 LOB: 2 BB: 1 P: 18	1B: 1 2B: 1 3B: 0 HR: 2	SF: 0 SAC: 0 DP: 0 HBP: 0	WP: 0 PB: 0 SB: 0 CS: 0	PA: 33		
PITCHER	IP	WLS	BF	H	R	ER	SO	BB	IBB	HBP	BLK	WP	HR	S	P	ERA	WHIP							
Sid Fernandez, L ERA: 4.5 (1, 1)	6.0	L	22	3	3	3	5	1	0	0	0	0	2	60	83	4.50	0.667							
Roger McDowell, R ERA (7, 1)	2.0		6	0	0	0	1	0	0	0	0	0	0	11	14	0.00	0.000							
Doug Sisk, R ERA (9, 1)	1.0		5	1	0	0	0	1	0	0	0	0	0	9	18	0.00	2.000							

Houston Astros @ New York Mets
Shea Stadium, Flushing, NY
Sun Oct 12 1986, 7:05 PM EDT
Att: 55,038 - Unknown

AB	31
R	3
H	4
RBI	3
BB	2
SO	6
LOB	7



Batter	1	2	3	4	5	6	7	8	9	AB	R	H	RBI	BB	SO	LOB	BOTTOM							
Lenny Dykstra, L OBP: 0.400, SLG: 0.643 (1, 8)	6-3 1			F4 1		K 2			4-3 B1-3 1B 1	4	0	1	0	0	1	0								
Wally Backman, S OBP: 0.214, SLG: 0.214 (1, 4)	F7 2			E1 S 2		G3 3			B1-3 1-2 1	4	0	0	0	0	0	1								
Keith Hernandez, L OBP: 0.412, SLG: 0.467 (1, 3)	4-3 3			6-3 1-2 2		F4 1		4-3 2-3 2	4	0	0	0	0	0	2									
Gary Carter, R OBP: 0.059, SLG: 0.118 (1, 2)		F6 1		K 3		1-3 2		F8 3	4	0	0	0	0	1	2									
Darryl Strawberry, L OBP: 0.200, SLG: 0.429 (1, 9)		K 2			K 1	4-3 3			3	0	0	0	0	2	0									
Mookie Wilson, S OBP: 0.133, SLG: 0.133 (1, 7)	6-3 3				6-3 2			5-3 SF8 1B 1	3	1	1	0	0	0	0									
Ray Knight, R OBP: 0.267, SLG: 0.214 (1, 5)			5-3 1		5-3 1B 3			5-3 1-3 1	3	0	1	0	0	0	1									
Rafael Santana, R OBP: 0.182, SLG: 0.182 Danny Heep, L OBP: 0.333, SLG: 0.500 Kevin Elster, R (9, 6)			5-3 2		5-3 F3 3			SF8 2-1 2	2	0	0	0	0	0	1									
Sid Fernandez, L (1, 1)					F1 3			F9 3-H 2-2 3	1	0	0	0	0	0	0									
Lee Mazzilli, S OBP: 0.333, SLG: 0.333 Roger McDowell, R (7, 1)						K 1			1	0	0	0	0	0	0									
Howard Johnson, S (8, PH)									1	0	0	0	0	0	0									
Doug Sisk, R (9, 1)									0	0	0	0	0	0	0									
Inning Stats	R: 0 E: 0 K: 0 S: 4	H: 0 LOB: 0 BB: 0 P: 7	R: 0 E: 0 K: 1 S: 8	H: 0 LOB: 0 BB: 0 P: 12	R: 0 E: 0 K: 1 S: 4	H: 0 LOB: 0 BB: 0 P: 6	R: 0 E: 1 K: 1 S: 12	H: 0 LOB: 1 BB: 0 P: 17	R: 0 E: 0 K: 1 S: 9	H: 1 LOB: 1 BB: 0 P: 10	R: 0 E: 0 K: 2 S: 11	H: 0 LOB: 0 BB: 0 P: 19	R: 0 E: 0 K: 0 S: 7	H: 0 LOB: 0 BB: 0 P: 11	R: 1 E: 0 K: 0 S: 10	H: 1 LOB: 0 BB: 0 P: 16	R: 0 E: 0 K: 0 S: 9	H: 1 LOB: 1 BB: 0 P: 13	1B: 3 2B: 0 3B: 0 HR: 0	SF: 1 SAC: 0 DP: 0 HBP: 0	WP: 0 PB: 0 SB: 1 CS: 0	PA: 31		
PITCHER	IP	WLS	BF	H	R	ER	SO	BB	IBB	HBP	BLK	WP	HR	S	P	ERA	WHIP							
Mike Scott, R ERA: 0.5 (1, 1)	9.0	W	31	3	1	1	5	0	0	0	0	0	0	74	111	1.00	0.333							

Houston Astros @ New York Mets
Shea Stadium, Flushing, NY
Sun Oct 12 1986, 7:05 PM EDT
Att: 55,038 - Unknown

AB	30
R	1
H	3
RBI	1
BB	0
SO	5
LOB	7



Batter	1	2	3	4	5	6	7	8	9	10	11	12	AB	R	H	RBI	BB	SO	LOB	TOP							
Bill Doran, S OBP: 0.273, SLG: 0.350 (1, 4)	3-2 4-3		0-0 1-3		0-0 FC4-6			0-0 7-6 SH3 1B		4-1 BB			4	0	1	1	1	0	1								
Billy Hatcher, R OBP: 0.333, SLG: 0.222 (1, 8)	0-1 4-3		0-0 1B		1-2 BB			0-1 SH3		0-2 F9			3	0	1	0	1	0	2								
Denny Walling, L OBP: 0.200, SLG: 0.267 (1, 5)	1-0 1B		0-0 F7		0-0 F7			0-0 7-6			0-2 K		5	0	1	0	0	1	4								
Glenn Davis, R OBP: 0.286, SLG: 0.388 (1, 3)	0-0 F9			0-0 F7		0-0 4-3			1-1 F6		1-3 K		5	0	0	0	0	1	1								
Kevin Bass, S OBP: 0.429, SLG: 0.444 (1, 9)		2-2 1B		0-0 6-3		0-0 6-3			1-1 4-3		1-2 1-3		5	0	2	0	0	0	0								
Jose Cruz, L OBP: 0.238, SLG: 0.200 (1, 7)		2-2 1B		0-0 6-3		0-3 K			3-1 F7			1-1 F5	5	0	1	0	0	1	1								
Alan Ashby, S OBP: 0.263, SLG: 0.412 (1, 2)		3-3 K			0-0 FC4-6 2B			0-1 4-3		0-0 4-3		2-1 5-3	5	1	1	0	0	1	2								
Craig Reynolds, L OBP: 0.500, SLG: 0.444 Dickie Thorn, R OBP: 0.333, SLG: 0.667 (12, PH) (12, 0)	0-0 G4-6-3 1B				0-0 FC1-6 1B			2-1 3-1		0-2 4-3		3-2 F8	4	0	1	0	0	0	2								
Nolan Ryan, R Terry Puhl, L OBP: 1.000, SLG: 1.000 Charlie Kerfeld, R (10, PH) (10, 1)			0-3 K		0-0 FC1-6 FC4-6			2-3 K		1-2 1B			3	0	0	0	0	2	2								
Inning Stats	R: 0 E: 0 K: 0 S: 8	H: 1 LOB: 1 BB: 0 P: 12	R: 0 E: 0 K: 1 S: 11	H: 2 LOB: 1 BB: 0 P: 18	R: 0 E: 0 K: 1 S: 6	H: 1 LOB: 1 BB: 0 P: 6	R: 0 E: 0 K: 0 S: 3	H: 0 LOB: 0 BB: 0 P: 3	R: 1 E: 0 K: 0 S: 5	H: 2 LOB: 2 BB: 1 P: 9	R: 0 E: 0 K: 1 S: 5	H: 0 LOB: 0 BB: 0 P: 5	R: 0 E: 0 K: 1 S: 6	H: 0 LOB: 0 BB: 0 P: 12	R: 0 E: 0 K: 0 S: 4	H: 1 LOB: 0 BB: 0 P: 4	R: 0 E: 0 K: 0 S: 6	H: 0 LOB: 0 BB: 0 P: 11	R: 0 E: 0 K: 2 S: 9	H: 0 LOB: 0 BB: 0 P: 11	R: 0 E: 0 K: 0 S: 7	H: 0 LOB: 0 BB: 0 P: 13	1B: 8 2B: 2 3B: 0 HR: 0	SF: 0 SAC: 1 DP: 2 HBP: 0	WP: 0 PB: 0 SB: 2 CS: 1	PA: 44	
PITCHER	IP Dwight Gooden, R ERA: 1.06 Jesse Orosco, L ERA:	WLS 38	BF 10.0	H 9	R 1	ER 1	SO 4	BB 2	IBB 0	HBP 0	BLK 0	WP 0	HR 0	S 67	P 96	ERA 0.00	WHIP 0.000										

Houston Astros @ New York Mets
Shea Stadium, Flushing, NY
Tue Oct 14 1986, 3:33 AM EDT
Att. 54,986 - Overcast

AB 41
R 1
H 9
RBI 1
BB 2
SO 6
LOB 15



Batter	1	2	3	4	5	6	7	8	9	10	11	12	AB	R	H	RBI	BB	SO	LOB	BOTTOM							
Lenny Dykstra, L OBP: 0.300, SLG: 0.474 (1, 8)	2-3 K			0-3 K		0-0 F5			2-2 F9			2-2 G3	5	0	0	0	0	2	0								
Wally Backman, S OBP: 0.211, SLG: 0.211 (1, 4)	3-2 K			0-0 F7			1-3 K		1-3 K			2-2 1B	5	1	1	0	0	3	0								
Keith Hernandez, L OBP: 0.409, SLG: 0.421 (1, 3)	0-2 F9			0-3 K			2-1 1B		3-1 F9			4-1 1B	4	0	1	0	1	1	0								
Gary Carter, R OBP: 0.091, SLG: 0.136 (1, 2)		1-1 1-3			0-0 F9		3-2 F6			2-0 5-3		3-2 1B	5	0	1	1	0	0	1								
Darryl Strawberry, L OBP: 0.263, SLG: 0.588 (1, 9)		0-3 K			0-0 HR		4-2 1B		4-2 BB			2-3 K	3	1	1	1	1	2	0								
Mookie Wilson, S OBP: 0.105, SLG: 0.105 Jesse Orosco, R (11, 1)		3-3 K			0-3 K		1-0 F7			1-3 K			4	0	0	0	0	3	2								
Ray Knight, R OBP: 0.211, SLG: 0.167 (1, 5)			0-3 K		0-0 F9			0-0 F9		0-2 4-3			4	0	0	0	0	1	0								
Rafael Santana, R OBP: 0.143, SLG: 0.143 Lee Mazzilli, S OBP: 0.250, SLG: 0.250 Kevin Elster, R (12, 0)			0-0 4-3			3-2 6-3			0-3 K		3-2 G3		3	0	0	0	0	1	0								
Dwight Gooden, R Danny Heep, L OBP: 0.250, SLG: 0.333 (11, 7)			0-3 K			2-1 F9		0-1 F4		0-2 K			3	0	0	0	0	1	0								
Inning Stats	R: 0 E: 0 K: 2 S: 11	H: 0 LOB: 0 BB: 0 P: 16	R: 0 E: 0 K: 2 S: 8	H: 0 LOB: 0 BB: 0 P: 12	R: 0 E: 0 K: 2 S: 7	H: 0 LOB: 0 BB: 0 P: 7	R: 0 E: 0 K: 0 S: 7	H: 0 LOB: 0 BB: 0 P: 7	R: 1 E: 0 K: 1 S: 6	H: 1 LOB: 0 BB: 0 P: 6	R: 0 E: 0 K: 0 S: 7	H: 1 LOB: 1 BB: 0 P: 24	R: 0 E: 0 K: 1 S: 6	H: 0 LOB: 0 BB: 0 P: 6	R: 0 E: 0 K: 1 S: 9	H: 0 LOB: 0 BB: 0 P: 15	R: 0 E: 0 K: 2 S: 8	H: 0 LOB: 0 BB: 0 P: 13	R: 0 E: 0 K: 1 S: 10	H: 0 LOB: 0 BB: 0 P: 14	R: 1 E: 1 K: 0 S: 13	H: 2 LOB: 2 BB: 1 P: 24	1B: 3 2B: 0 3B: 0 HR: 1	SF: 0 SAC: 0 DP: 0 HBP: 0	WP: 0 PB: 0 SB: 0 CS: 0	PA: 40	
PITCHER	IP Nolan Ryan, R ERA: 3.86 Charlie Kerfeld, R ERA: 2.25	WLS 30	BF 10.0	H 2	R 1	ER 1	SO 12	BB 1	IBB 0	HBP 0	BLK 0	WP 0	HR 1	S 74	P 105	ERA 1.00	WHIP 0.333										

Houston Astros @ New York Mets
Shea Stadium, Flushing, NY
Tue Oct 14 1986, 3:33 AM EDT
Att. 54,986 - Overcast

AB 38
R 2
H 4
RBI 2
BB 2
SO 15
LOB 3



Batter	1	2	3	4	5	6	7	8	9	10	11	12	13	14	15	16	AB	R	H	RBI	BB	SO	LOB	TOP			
Mookie Wilson, S OBP: 0.148, SLG: 0.115 (9.7)	K					5-3			5-3 2B	P6			1-3	K		G4-6-3	7	1	1	1	1	2	4				
Kevin Mitchell, R OBP: 0.250, SLG: 0.250 Kevin Elster, R (9.6)	5-3		BB	K		4-3			5-3	K			4-3		P3		4	0	0	0	0	1	3				
Keith Hernandez, L OBP: 0.345, SLG: 0.385 (1.3)	K								4-3				L6		K		7	1	1	1	0	2	0				
Gary Carter, R OBP: 0.207, SLG: 0.185 (1.2)																	5	0	2	0	2	0	0				
Daryl Strawberry, L OBP: 0.308, SLG: 0.345 (1.9)																	5	2	1	0	2	2	1				
Ray Knight, R OBP: 0.192, SLG: 0.167 (1.5)																	6	1	1	2	0	1	3				
Tim Lincecum, R OBP: 0.187, SLG: 0.167 Wally Backman, S OBP: 0.304, SLG: 0.238 (9.4)																	3	0	1	0	0	0	0				
Rafael Santana, R OBP: 0.176, SLG: 0.176 Danny Heep, L OBP: 0.200, SLG: 0.250 Roger McDowell, R OBP: 0.200, SLG: 0.200 Howard Johnson, S OBP: 0.200, SLG: 0.200 Jesse Orosco, R OBP: 0.360, SLG: 0.565 (9.8)																	3	0	1	0	0	0	1				
Bob Ojeda, L OBP: 0.200, SLG: 0.200 Lee Mazzilli, S OBP: 0.200, SLG: 0.200 Rick Aguilera, R OBP: 0.360, SLG: 0.565 (9.8)																	4	1	2	1	1	0	0				
Inning Stats	R: 0 E: 0 K: 2 S: 11	H: 0 LOB: 0 BB: 0 P: 13	R: 0 E: 0 K: 0 S: 4	H: 0 LOB: 0 BB: 0 P: 7	R: 0 E: 0 K: 1 S: 9	H: 1 LOB: 2 BB: 1 P: 16	R: 0 E: 0 K: 1 S: 7	H: 0 LOB: 0 BB: 0 P: 10	R: 0 E: 0 K: 0 S: 6	H: 1 LOB: 0 BB: 0 P: 10	R: 0 E: 0 K: 1 S: 7	H: 0 LOB: 0 BB: 0 P: 10	R: 0 E: 0 K: 0 S: 7	H: 0 LOB: 0 BB: 0 P: 12	R: 1 E: 1 K: 1 S: 9	H: 2 LOB: 3 BB: 2 P: 20	R: 0 E: 0 K: 1 S: 10	H: 1 LOB: 1 BB: 0 P: 17	R: 3 E: 0 K: 0 S: 12	H: 3 LOB: 0 BB: 1 P: 21	1B: 8 2B: 2 3B: 1 HR: 0	SF: 1 SAC: 1 DP: 2 HBP: 0	WP: 2 PB: 0 SB: 0 CS: 0	PA: 64			
PITCHER	IP 8.1	WLS 30	BF 5	H 3	R 3	ER 0	SO 6	BB 1	IBB 0	HBP 0	BLK 0	WP 0	HR 0	S 68	P 101	ERA 3.24	WHIP 0.720										
Bob Knepper, L ERA: 3.02 (9.1)	1.2	8	0	0	0	2	2	1	0	0	0	0	0	24	44	0.00	1.200										
Dave Smith, R ERA: 3.0 (11.1)	3.0	10	0	0	0	1	1	0	0	0	0	0	0	23	36	0.00	0.333										
Larry Andersen, R ERA: (14.1)	2.0	L	13	5	3	3	2	1	1	0	0	0	0	23	44	13.50	3.000										
Aurelio Lopez, R ERA: 9.0 (16.1)	1.0	4	1	1	1	0	1	0	0	0	2	0	8	14	9.00	2.000											

New York Mets @ Houston Astros
Astrodome, Houston, TX
Wed Oct 15 1986, 8:05 PM EDT
Alt. 45,718 - Dome

AB 54
R 7
H 11
RBI 6
BB 8
SO 11
LOB 18



Batter	1	2	3	4	5	6	7	8	9	10	11	12	13	14	15	16	AB	R	H	RBI	BB	SO	LOB	BOTTOM				
Bill Doran, S OBP: 0.276, SLG: 0.333 (1.4)	FC3-6 1B	5-3			FC4-6 1B			4-3			6-3			K		FC3-6 1B	7	1	2	0	0	1	1					
Billy Hatcher, R OBP: 0.357, SLG: 0.400 (1.8)	FC3-6 2B				6-3			5-3			5-3					FC3-6 1B	7	2	3	2	0	0	1					
Phil Garner, R OBP: 0.300, SLG: 0.333 Denny Walling, R OBP: 0.158, SLG: 0.211 (9.5)	1B				F8			4-3			1-3				3-1	FC3-6 1B	4	0	0	0	0	0	2					
Glenn Davis, R OBP: 0.321, SLG: 0.423 (1.3)	1B				F7												7	1	3	2	0	1	0					
Kevin Bass, S OBP: 0.383, SLG: 0.375 (1.9)	1B				1-3			1-3			6-3					1B	6	0	1	0	1	2	3					
Jose Cruz, L OBP: 0.222, SLG: 0.192 (1.7)	1B				1-3			5-3			F7						6	0	1	1	0	1	2					
Alan Ashby, S OBP: 0.200, SLG: 0.304 (1.2)	L6				F7			4-3			3-1			F8		4-3	6	0	0	0	0	0	2					
Dickie Thorn, R OBP: 0.290, SLG: 0.500 Craig Reynolds, L OBP: 0.385, SLG: 0.333 (11.6)					4-3			L1			K			3-1		K	3	0	0	0	0	0	0					
Bob Knepper, L Dane Smith, R Terry Pugh, R Larry Andersen, R Jim Parkovits, R Aurelio Lopez, R Jeff Calhoun, L Davey Lopes, R (16.1)											1-3			5-3		1B 1B	2	0	0	0	1	1	0					
Inning Stats	R: 3 E: 0 K: 0 S: 14	H: 4 LOB: 1 BB: 1 P: 23	R: 0 E: 0 K: 1 S: 7	H: 0 LOB: 0 BB: 0 P: 8	R: 0 E: 0 K: 0 S: 5	H: 0 LOB: 0 BB: 0 P: 7	R: 0 E: 0 K: 0 S: 4	H: 0 LOB: 0 BB: 0 P: 6	R: 0 E: 0 K: 0 S: 4	H: 0 LOB: 0 BB: 0 P: 10	R: 0 E: 0 K: 0 S: 6	H: 0 LOB: 0 BB: 0 P: 8	R: 0 E: 0 K: 0 S: 7	H: 0 LOB: 0 BB: 0 P: 10	R: 0 E: 0 K: 0 S: 8	H: 1 LOB: 0 BB: 0 P: 15	R: 0 E: 0 K: 0 S: 6	H: 0 LOB: 0 BB: 0 P: 8	R: 1 E: 1 K: 1 S: 12	H: 1 LOB: 0 BB: 0 P: 18	R: 0 E: 0 K: 2 S: 9	H: 0 LOB: 0 BB: 0 P: 12	R: 2 E: 0 K: 2 S: 14	H: 3 LOB: 2 BB: 1 P: 24	1B: 8 2B: 2 3B: 0 HR: 1	SF: 0 SAC: 0 DP: 0 HBP: 0	WP: 0 PB: 0 SB: 1 CS: 3	PA: 59
PITCHER	IP 5.0	WLS 20	BF 5	H 3	R 3	ER 0	SO 3	BB 2	IBB 0	HBP 0	BLK 0	WP 0	HR 0	S 38	P 58	ERA 5.40	WHIP 1.400											
Rick Aguilera, R ERA: (9.1)	5.0	15	1	0	0	2	0	0	0	0	0	0	0	38	53	0.00	0.200											
Jesse Orosco, L ERA: 3.38 (14.1)	3.0	W	14	4	3	3	5	1	0	0	0	0	1	35	54	9.00	1.667											

New York Mets @ Houston Astros
Astrodome, Houston, TX
Wed Oct 15 1986, 8:05 PM EDT
Alt. 45,718 - Dome

AB 56
R 6
H 11
RBI 6
BB 3
SO 9
LOB 11



Batter	1	2	3	4	5	6	7	8	9	AB	R	H	RBI	BB	SO	LOB	TOP							
Wade Boggs, L (1.5) OBP: 0.316, SLG: 0.359	0-1 4-3		0-2 1B	3-1 FC6-5		4-1 6-3	1-3 K		0-2 2B	5	1	2	2	1	1	4								
Marty Barrett, R (1.4) OBP: 0.405, SLG: 0.410	2-1 4-3		1-0 F9 1B	1-1 1B		0-0 6-3	2-1 F8		4-0 IBB	5	0	2	1	1	0	4								
Bill Buckner, L (1.3) OBP: 0.237, SLG: 0.270	1-1 L6		1-0 1B	0-1 F7		2-3 K		1-2 G6-4-3 1B	0-0 F7	5	0	2	1	0	1	3								
Dave Stapleton, R (8, PR) OBP: 0.800, SLG: 0.500			1-2 1B							1	0	0	0	0	0	3								
Jim Rice, R (1.7) OBP: 0.286, SLG: 0.410		3-3 K	0-0 F9		1-2 HR 1B		0-1 1B 1B	0-2 G6-4-3 1B	3-3 K	6	2	3	0	0	2	5								
Dwight Evans, R (1.9) OBP: 0.325, SLG: 0.429		4-1 4-3 BB	0-3 K		0-0 HR		1-1 1B 1B	1-1 G6-4-3		4	2	2	2	1	1	4								
Rich Gedman, L (1.2) OBP: 0.316, SLG: 0.405		0-2 4-3 BB	3-3 K		1-3 K		0-2 1B 1B	2-3 K		5	0	1	0	0	3	5								
Dave Henderson, R (1.8) OBP: 0.381, SLG: 0.567		0-2 F8		1-0 HR	2-3 K		1-0 1B		0-1 1B	5	2	3	2	0	1	1								
Spike Owen, S (1.6) OBP: 0.531, SLG: 0.519			4-2 2B	0-2 FC6-5 SH3-4	2-3 K		1-1 1B		1-2 2B	4	1	3	1	1	1	0								
Ed Romero, R (9, PR) (9, 6)										0	0	0	0	0	0	0								
Roger Clemens, R (1.1)																								
Steve Crawford, R (5.1)																								
Mike Greenwell, L (7, PH) OBP: 0.250, SLG: 0.250																								
Bob Stanley, R (7.1)																								
Inning Stats	R: 0 E: 0 K: 0 S: 6	H: 0 LOB: 0 BB: 0 P: 9	R: 0 E: 0 K: 1 S: 10	H: 0 LOB: 1 BB: 1 P: 17	R: 3 E: 1 K: 2 S: 16	H: 3 LOB: 2 BB: 1 P: 25	R: 1 E: 0 K: 0 S: 12	H: 3 LOB: 2 BB: 0 P: 19	R: 2 E: 0 K: 3 S: 15	H: 2 LOB: 0 BB: 0 P: 21	R: 0 E: 0 K: 1 S: 6	H: 0 LOB: 1 BB: 1 P: 12	R: 2 E: 0 K: 2 S: 18	H: 5 LOB: 3 BB: 0 P: 26	R: 0 E: 0 K: 1 S: 11	H: 2 LOB: 2 BB: 0 P: 15	R: 1 E: 0 K: 2 S: 16	H: 3 LOB: 3 BB: 1 P: 24	1B: 14 2B: 2 3B: 0 HR: 2	SF: 0 SAC: 1 DP: 1 HBP: 0	WP: 0 PB: 0 SB: 0 CS: 0	PA: 49		
PITCHER	IP WLS BF H R ER SO BB IBB HBP BLK WP HR S P ERA WHIP	IP WLS BF H R ER SO BB IBB HBP BLK WP HR S P ERA WHIP	IP WLS BF H R ER SO BB IBB HBP BLK WP HR S P ERA WHIP	IP WLS BF H R ER SO BB IBB HBP BLK WP HR S P ERA WHIP	IP WLS BF H R ER SO BB IBB HBP BLK WP HR S P ERA WHIP	IP WLS BF H R ER SO BB IBB HBP BLK WP HR S P ERA WHIP	IP WLS BF H R ER SO BB IBB HBP BLK WP HR S P ERA WHIP	IP WLS BF H R ER SO BB IBB HBP BLK WP HR S P ERA WHIP	IP WLS BF H R ER SO BB IBB HBP BLK WP HR S P ERA WHIP	IP WLS BF H R ER SO BB IBB HBP BLK WP HR S P ERA WHIP	IP WLS BF H R ER SO BB IBB HBP BLK WP HR S P ERA WHIP	IP WLS BF H R ER SO BB IBB HBP BLK WP HR S P ERA WHIP	IP WLS BF H R ER SO BB IBB HBP BLK WP HR S P ERA WHIP	IP WLS BF H R ER SO BB IBB HBP BLK WP HR S P ERA WHIP	IP WLS BF H R ER SO BB IBB HBP BLK WP HR S P ERA WHIP	IP WLS BF H R ER SO BB IBB HBP BLK WP HR S P ERA WHIP	IP WLS BF H R ER SO BB IBB HBP BLK WP HR S P ERA WHIP	IP WLS BF H R ER SO BB IBB HBP BLK WP HR S P ERA WHIP	IP WLS BF H R ER SO BB IBB HBP BLK WP HR S P ERA WHIP	IP WLS BF H R ER SO BB IBB HBP BLK WP HR S P ERA WHIP	IP WLS BF H R ER SO BB IBB HBP BLK WP HR S P ERA WHIP	IP WLS BF H R ER SO BB IBB HBP BLK WP HR S P ERA WHIP	IP WLS BF H R ER SO BB IBB HBP BLK WP HR S P ERA WHIP	IP WLS BF H R ER SO BB IBB HBP BLK WP HR S P ERA WHIP
Lenny Dykstra, L (1.8) OBP: 0.364, SLG: 0.483	0-3 K		0-0 SH5-3		0-0 F9		1-0 1B		4-0 3-1 BB	3	0	1	0	1	1	0								
Wally Backman, S (1.4) OBP: 0.379, SLG: 0.280	4-2 CS BB		1-1 1-5-3 1B		4-2 1B BB		1-1 1B		2-2 3-1	3	1	2	1	2	0	1								
Keith Hernandez, L (1.3) OBP: 0.342, SLG: 0.333	4-1 1-2 BB		1-2 1-5-3 1B		0-1 1B		1-3 1B		0-0 F8	4	0	1	1	1	1	4								
Gary Carter, R (1.2) OBP: 0.216, SLG: 0.200	3-2 F8		0-0 5-3		1-0 1B		0-3 K			4	0	1	1	0	1	4								
Darryl Strawberry, L (1.9) OBP: 0.294, SLG: 0.429		3-3 K		0-1 F9		2-3 K		3-2 6-3		4	0	0	0	0	2	4								
Danny Heep, L (1.7) OBP: 0.222, SLG: 0.143		1-1 F8		4-0 1B		3-2 4-3		1-2 F8		2	0	0	0	1	0	2								
Rick Aguilera, R (8.1) OBP: 0.222, SLG: 0.143										0	0	0	0	0	0	0								
Jesse Orosco, R (7.1) OBP: 0.167, SLG: 0.167										0	0	0	0	0	0	0								
Lee Mazzilli, S (8, PH) OBP: 0.167, SLG: 0.167										0	0	0	0	0	0	0								
Sig Fernandez, L (9.1) OBP: 0.167, SLG: 0.167										0	0	0	0	0	0	0								
Doug Sisk, R (9.1)										0	0	0	0	0	0	0								
Howard Johnson, S (1.5) OBP: 0.217, SLG: 0.217		3-3 K		1-1 F9		3-2 F7		2-1 3-1		4	0	0	0	0	1	1								
Rafael Santana, R (1.6) OBP: 0.217, SLG: 0.217			2-2 SH5-3 1B	0-1 1B	2-2 5-3		1-3 K			4	1	2	0	0	1	0								
Dwight Gooden, R (1.1) OBP: 0.143, SLG: 0.143			0-0 1B	1-1 3-1		1-3 K		1-1 F7		2	1	1	0	0	0	2								
Mookie Wilson, S (6.7) OBP: 0.152, SLG: 0.125			1-2 1B SH5-3							2	0	0	0	0	1	0								
Inning Stats	R: 0 E: 0 K: 1 S: 11	H: 0 LOB: 1 BB: 2 P: 22	R: 0 E: 0 K: 2 S: 13	H: 0 LOB: 0 BB: 0 P: 20	R: 2 E: 0 K: 0 S: 12	H: 3 LOB: 1 BB: 0 P: 16	R: 0 E: 0 K: 0 S: 8	H: 1 LOB: 2 BB: 1 P: 14	R: 1 E: 0 K: 1 S: 15	H: 2 LOB: 0 BB: 1 P: 25	R: 0 E: 0 K: 1 S: 10	H: 0 LOB: 0 BB: 0 P: 16	R: 0 E: 0 K: 2 S: 13	H: 2 LOB: 2 BB: 0 P: 19	R: 0 E: 0 K: 1 S: 8	H: 0 LOB: 0 BB: 0 P: 12	R: 0 E: 0 K: 0 S: 6	H: 0 LOB: 1 BB: 1 P: 13	1B: 8 2B: 0 3B: 0 HR: 0	SF: 0 SAC: 1 DP: 0 HBP: 0	WP: 0 PB: 0 SB: 0 CS: 1	PA: 39		
PITCHER	IP WLS BF H R ER SO BB IBB HBP BLK WP HR S P ERA WHIP	IP WLS BF H R ER SO BB IBB HBP BLK WP HR S P ERA WHIP	IP WLS BF H R ER SO BB IBB HBP BLK WP HR S P ERA WHIP	IP WLS BF H R ER SO BB IBB HBP BLK WP HR S P ERA WHIP	IP WLS BF H R ER SO BB IBB HBP BLK WP HR S P ERA WHIP	IP WLS BF H R ER SO BB IBB HBP BLK WP HR S P ERA WHIP	IP WLS BF H R ER SO BB IBB HBP BLK WP HR S P ERA WHIP	IP WLS BF H R ER SO BB IBB HBP BLK WP HR S P ERA WHIP	IP WLS BF H R ER SO BB IBB HBP BLK WP HR S P ERA WHIP	IP WLS BF H R ER SO BB IBB HBP BLK WP HR S P ERA WHIP	IP WLS BF H R ER SO BB IBB HBP BLK WP HR S P ERA WHIP	IP WLS BF H R ER SO BB IBB HBP BLK WP HR S P ERA WHIP	IP WLS BF H R ER SO BB IBB HBP BLK WP HR S P ERA WHIP	IP WLS BF H R ER SO BB IBB HBP BLK WP HR S P ERA WHIP	IP WLS BF H R ER SO BB IBB HBP BLK WP HR S P ERA WHIP	IP WLS BF H R ER SO BB IBB HBP BLK WP HR S P ERA WHIP	IP WLS BF H R ER SO BB IBB HBP BLK WP HR S P ERA WHIP	IP WLS BF H R ER SO BB IBB HBP BLK WP HR S P ERA WHIP	IP WLS BF H R ER SO BB IBB HBP BLK WP HR S P ERA WHIP	IP WLS BF H R ER SO BB IBB HBP BLK WP HR S P ERA WHIP	IP WLS BF H R ER SO BB IBB HBP BLK WP HR S P ERA WHIP	IP WLS BF H R ER SO BB IBB HBP BLK WP HR S P ERA WHIP	IP WLS BF H R ER SO BB IBB HBP BLK WP HR S P ERA WHIP	IP WLS BF H R ER SO BB IBB HBP BLK WP HR S P ERA WHIP

Boston Red Sox @ New York Mets
Shea Stadium, Flushing, NY
Sun Oct 19 1986, 7:05 PM EDT
Att: 55,063 - Unknown - 57 F

AB 44
R 9
H 18
RBI 9
BB 4
SO 12
LOB 35



Boston Red Sox @ New York Mets
Shea Stadium, Flushing, NY
Sun Oct 19 1986, 7:05 PM EDT
Att: 55,063 - Unknown - 57 F

AB 33
R 3
H 8
RBI 3
BB 5
SO 8
LOB 18



Batter	1	2	3	4	5	6	7	8	9	AB	R	H	RBI	BB	SO	LOB	TOP					
Lenny Dykstra, L OBP: 0.395, SLG: 0.641 (1, 8)	6-3		G3		1-3		1-2	HR	F3	5	1	2	0	0	1		New York Mets @ Boston Red Sox Fenway Park, Boston, MA Wed Oct 22 1986, 7:05 PM EDT Att: 33,920 - Unknown					
Wally Backman, S OBP: 0.368, SLG: 0.294 (1, 4)	G3			HR	1B		4-3			4	1	2	0	0	0							
Keith Hernandez, L OBP: 0.362, SLG: 0.325 (1, 3)		BB		6-3	G3			F9		3	0	0	0	1	0	2						
Gary Carter, R OBP: 0.283, SLG: 0.455 (1, 2)	K							HR		4	2	3	3	0	1	1						
Darryl Strawberry, L OBP: 0.310, SLG: 0.444 (1, 9)		4-3			HR			HR		4	1	2	0	0	0	1						
Ray Knight, R OBP: 0.237, SLG: 0.229 (1, 5)					1B			1B		4	0	2	1	0	1	2						
Danny Heep, L OBP: 0.188, SLG: 0.143 (1, 10)					1B					4	0	0	0	0	0	2						
Mookie Wilson, S OBP: 0.171, SLG: 0.150 (1, 7)										4	1	2	0	0	0	1						
Rafael Santana, R OBP: 0.194, SLG: 0.194 (1, 6)									FC1-5-2	4	0	0	0	0	2	2						
Inning Stats	R: 0 E: 0 K: 1 S: 11	H: 0 LOB: 1 BB: 1 P: 20	R: 0 E: 0 K: 0 S: 6	H: 1 LOB: 0 BB: 0 P: 9	R: 0 E: 0 K: 0 S: 6	H: 0 LOB: 0 BB: 0 P: 10	R: 3 E: 0 K: 0 S: 13	H: 4 LOB: 1 BB: 0 P: 20	R: 0 E: 0 K: 1 S: 12	H: 1 LOB: 0 BB: 0 P: 17	R: 0 E: 0 K: 0 S: 12	H: 1 LOB: 0 BB: 0 P: 20	R: 2 E: 0 K: 1 S: 13	H: 2 LOB: 0 BB: 0 P: 18	R: 1 E: 0 K: 1 S: 13	H: 2 LOB: 1 BB: 0 P: 16	R: 0 E: 0 K: 0 S: 9	H: 1 LOB: 1 BB: 0 P: 12	1B: 7 2B: 4 3B: 0 HR: 3	SF: 0 SAC: 0 DP: 3 HBP: 0	WP: 0 PB: 0 SB: 3 CS: 1	PA: 37
PITCHER	IP	WLS	BF	H	R	ER	SO	BB	IBB	HBP	BLK	WP	HR	S	P	ERA	WHIP					
Al Nipper, R ERA: 4.5 (1, 1)	6.0	L	24	7	3	3	2	1	0	0	0	0	1	60	96	4.50	1.333					
Steve Crawford, R ERA: 5.09 (7, 1)	2.0		9	4	3	3	2	0	0	0	0	0	2	26	34	13.50	2.000					
Bob Stanley, R ERA: 2.31 (9, 1)	1.0		4	1	0	0	0	0	0	0	0	0	0	9	12	0.00	1.000					

AB	36
R	6
H	12
RBI	6
BB	1
SO	4
LOB	12



Batter	1	2	3	4	5	6	7	8	9	AB	R	H	RBI	BB	SO	LOB	BOTTOM					
Wade Boggs, L OBP: 0.302, SLG: 0.319 (1, 5)	1-3				F8			FC6-4		5	0	0	0	0	0	5	New York Mets @ Boston Red Sox Fenway Park, Boston, MA Wed Oct 22 1986, 7:05 PM EDT Att: 33,920 - Unknown					
Marty Barrett, R OBP: 0.431, SLG: 0.447 (1, 4)	G3			F6					6-3	4	0	2	0	1	0	0						
Bill Buckner, L OBP: 0.191, SLG: 0.217 (1, 3)	G3			F3					G3	5	0	0	0	0	0	5						
Jim Rice, R OBP: 0.294, SLG: 0.391 (1, 7)	BB			K					K	4	1	1	0	1	2	0						
Don Baylor, R OBP: 0.425, SLG: 0.515 (1, 10)	FC6-4			K				L6		3	0	0	0	1	1	1						
Dwight Evans, R OBP: 0.313, SLG: 0.381 (1, 9)	FC6-4			F7				1B		3	1	1	1	1	0	3						
Rich Gedman, L OBP: 0.326, SLG: 0.422 (1, 2)				F5				1B		4	0	3	0	0	0	0						
Dave Henderson, R OBP: 0.357, SLG: 0.565 (1, 8)				K				SF9		3	0	0	1	0	2	1						
Spike Owen, S OBP: 0.500, SLG: 0.452 (1, 6)										1	0	0	0	2	0	1						
Mike Greenwell, L OBP: 0.400, SLG: 0.250 (8, PH)										0	0	0	0	1	0	0						
Ed Romero, R (9, 6)										0	0	0	0	0	0	0						
Inning Stats	R: 0 E: 0 K: 0 S: 14	H: 1 LOB: 3 BB: 2 P: 24	R: 0 E: 0 K: 1 S: 7	H: 1 LOB: 0 BB: 0 P: 11	R: 0 E: 0 K: 1 S: 6	H: 0 LOB: 0 BB: 0 P: 9	R: 0 E: 0 K: 1 S: 9	H: 0 LOB: 0 BB: 0 P: 14	R: 0 E: 0 K: 1 S: 13	H: 1 LOB: 2 BB: 1 P: 22	R: 0 E: 0 K: 0 S: 5	H: 1 LOB: 2 BB: 1 P: 9	R: 0 E: 0 K: 0 S: 14	H: 0 LOB: 2 BB: 2 P: 26	R: 2 E: 0 K: 0 S: 12	H: 3 LOB: 2 BB: 1 P: 20	R: 0 E: 0 K: 1 S: 8	H: 0 LOB: 0 BB: 0 P: 13	1B: 4 2B: 3 3B: 0 HR: 0	SF: 1 SAC: 0 DP: 0 HBP: 0	WP: 0 PB: 0 SB: 0 CS: 0	PA: 40
PITCHER	IP	WLS	BF	H	R	ER	SO	BB	IBB	HBP	BLK	WP	HR	S	P	ERA	WHIP					
Ron Darling, R ERA: 1.89 (1, 1)	7.0	W	30	4	0	0	4	6	0	0	0	0	0	68	115	0.00	1.429					
Roger McDowell, R ERA: 1.54 (8, 1)	0.2		6	3	2	2	0	1	0	0	0	0	0	11	17	27.00	6.000					
Jesse Orosco, L ERA: 2.38 (8, 1)	1.1	S	4	0	0	0	1	0	0	0	0	0	0	9	16	0.00	0.000					



Batter	1	2	3	4	5	6	7	8	9	AB	R	H	RBI	BB	SO	LOB	TOP					
Lenny Dykstra, L OBP: 0.375, SLG: 0.591 (1, 8)	1-2 4-3		1 SAFE 1 SAFE 2-1		1-3 K			0-2 F6	0-3 K	5	0	1	0	0	2	3						
Tim Lincecum, R OBP: 0.385, SLG: 0.692 (1, 4)	2-2 4-3		2-1 F7		0-2 5-3			0-2 HR		4	1	2	1	0	0	4						
Keith Hernandez, L OBP: 0.353, SLG: 0.318 (1, 3)	3-2 4-3		1-1 F7		2-2 6-3			0-2 4-3 1B		4	0	1	0	0	0	3						
Gary Carter, R OBP: 0.260, SLG: 0.417 (1, 2)	1-1 4-3			0-3 K		1-1 5-3		2-2 4-3		4	0	0	0	0	1	2						
Darryl Strawberry, L OBP: 0.304, SLG: 0.425 (1, 9)		2-2 3-1		0-2 G5-4-3 1B		0-3 K		2-2 F5		4	0	1	0	0	1	1						
Ray Knight, R OBP: 0.238, SLG: 0.231 (1, 5)	3-2 F9		0-1 G5-4-3 1-2		1-0 1B			0-0 5-3		4	0	1	0	0	0	1						
Kevin Mitchell, R OBP: 0.231, SLG: 0.231 (1, 10)	3-1 5-3			0-0 SH5-4 1B		1-3 K		1-0 F3		4	0	1	0	0	1	1						
Mookie Wilson, S OBP: 0.200, SLG: 0.205 (1, 7)			1-3 K		1-1 SH5-4 1B		0-0 F9		1-2 1B 2B	4	1	2	0	0	1	1						
Rafael Santana, R OBP: 0.235, SLG: 0.212 (1, 6)			4-1 1B BB		0-1 SH5-4		0-0 F4		1-0 1B 2H	2	0	1	1	1	0	1						
Inning Stats	R: 0 E: 0 K: 0 S: 11	H: 1 LOB: 1 BB: 0 P: 18	R: 0 E: 0 K: 0 S: 10	H: 0 LOB: 0 BB: 0 P: 18	R: 0 E: 0 K: 1 S: 10	H: 1 LOB: 2 BB: 1 P: 20	R: 0 E: 0 K: 1 S: 8	H: 1 LOB: 0 BB: 0 P: 8	R: 0 E: 0 K: 1 S: 11	H: 2 LOB: 2 BB: 0 P: 13	R: 0 E: 0 K: 1 S: 8	H: 0 LOB: 0 BB: 0 P: 11	R: 0 E: 0 K: 1 S: 6	H: 1 LOB: 1 BB: 0 P: 8	R: 1 E: 0 K: 0 S: 17	H: 2 LOB: 1 BB: 0 P: 21	R: 1 E: 0 K: 1 S: 10	H: 2 LOB: 1 BB: 0 P: 13	1B: 7 2B: 2 3B: 0 HR: 1	SF: 0 SAC: 1 DP: 1 HBP: 0	WP: 0 PB: 0 SB: 0 CS: 0	PA: 37
PITCHER Bruce Hurst, L ERA: 1.69 (1, 1)	IP: 9.0 WLS: W BF: 37 H: 10 R: 2 ER: 2 SO: 6 BB: 1 IBB: 0 HBP: 0 BLK: 0 WP: 0 HR: 1 S: 91 P: 130 ERA: 2.00 WHIP: 1.222															PITCHER						

New York Mets @ Boston Red Sox
Fenway Park, Boston, MA
Thu Oct 23 1986, 7:05 PM EDT
Att: 34,010 - Unknown

AB 35
R 2
H 10
RBI 2
BB 1
SO 6
LOB 17



Batter	1	2	3	4	5	6	7	8	9	AB	R	H	RBI	BB	SO	LOB	BOTTOM			
Wade Boggs, L OBP: 0.310, SLG: 0.327 (1, 5)	1-2 1-3	0-2 3-1		2-0 1B	2-2 F7			0-2 2B 1B		5	0	2	0	0	0	2				
Marty Barrett, R OBP: 0.446, SLG: 0.471 (1, 4)	4-2 1B BB		0-0 4-3	1-2 1B		3-2 F3		0-0 1B 2B		4	0	2	0	1	0	0				
Bill Buckner, L OBP: 0.192, SLG: 0.216 Dave Stapleton, R OBP: 0.800, SLG: 0.500 (9, 3)	1-0 HBP 1-2 1B		2-1 E6 1B BB	2-1 G3		1-0 F7		2-1 F5		5	1	1	0	0	0	4				
Jim Rice, R OBP: 0.327, SLG: 0.449 (1, 7)	0-0 HBP 1-2 1B		4-1 1B BB		2-2 1B 3B		0-3 K			3	1	2	0	1	1	0				
Don Baylor, R OBP: 0.432, SLG: 0.500 (1, 10)	2-2 1-2 2-3 HBP		0-3 K		1-0 1B 2B 1B		1-3 K			3	1	1	1	0	2	2				
Dwight Evans, R OBP: 0.327, SLG: 0.391 (1, 9)	1-1 F7		0-1 1-2 2H 1B		3-2 2B 1B		0-1 6-3			4	0	2	1	0	0	3				
Rich Gedman, L OBP: 0.300, SLG: 0.388 (1, 2)		1-0 F6	2-2 F8		0-3 K		0-3 K			4	0	0	0	0	2	4				
Dave Henderson, R OBP: 0.375, SLG: 0.667 (1, 8)		2-2 SF7 3B		1-3 K	2-1 1-3 2B		2-2 F9			4	1	2	1	0	1	0				
Spike Owen, S OBP: 0.452, SLG: 0.412 (1, 6)		1-1 SF7		2-3 K	2-2 4-3		1-3 K			3	0	0	1	0	2	2				
Inning Stats	R: 0 E: 0 K: 0 S: 12	H: 2 LOB: 3 BB: 1 P: 21	R: 1 E: 0 K: 0 S: 10	H: 1 LOB: 0 BB: 0 P: 14	R: 1 E: 1 K: 1 S: 12	H: 1 LOB: 2 BB: 1 P: 20	R: 0 E: 0 K: 2 S: 14	H: 2 LOB: 2 BB: 0 P: 22	R: 2 E: 0 K: 1 S: 23	H: 4 LOB: 2 BB: 0 P: 35	R: 0 E: 0 K: 1 S: 7	H: 0 LOB: 0 BB: 0 P: 11	R: 0 E: 0 K: 2 S: 9	H: 0 LOB: 0 BB: 0 P: 10	R: 0 E: 0 K: 1 S: 15	H: 2 LOB: 2 BB: 0 P: 20	1B: 8 2B: 2 3B: 2 HR: 0	SF: 1 SAC: 0 DP: 0 HBP: 1	WP: 0 PB: 0 SB: 0 CS: 0	PA: 39
PITCHER Dwight Gooden, R ERA: 3.46 Sid Fernandez, L ERA: 3.49 (5, 1)	IP: 4.0 WLS: L BF: 24 H: 9 R: 4 ER: 3 SO: 3 BB: 2 IBB: 0 HBP: 1 BLK: 0 WP: 0 HR: 0 S: 44 P: 60 ERA: 6.75 WHIP: 2.750															PITCHER				

New York Mets @ Boston Red Sox
Fenway Park, Boston, MA
Thu Oct 23 1986, 7:05 PM EDT
Att: 34,010 - Unknown

AB 35
R 4
H 12
RBI 4
BB 2
SO 8
LOB 17




Batter	1	2	3	4	5	6	7	8	9	10	AB	R	H	RBI	BB	SO	LOB							
Wade Boggs, L OBP: 0.344, SLG: 0.368 (1, 5)	1-1 BB 2B 1B	1-1 1B		6-3		FC4-6 1-2f		BB IBB		1-2 1B 2B	5	2	3	0	1	0	2							
Marty Barrett, R OBP: 0.484, SLG: 0.491 (1, 4)	F8	1-2 1B			BB 1B		E 4-3 BB	BB		3-2 1B	4	1	3	2	2	0	1							
Bill Buckner, L OBP: 0.190, SLG: 0.196 (1, 3)	F8	F9 3-H			F9		4-3	F8		2-1 HBP	5	0	0	0	0	0	8							
Jim Rice, R OBP: 0.311, SLG: 0.407 (1, 7)	2B BB			K	F9		E5 4-6-3 1B		K	F9	5	0	0	0	1	2	4							
Dwight Evans, R OBP: 0.333, SLG: 0.400 (1, 9)	1-1 2B			F9	BB		4-6-3		E6 G4-6-3		4	0	1	2	1	0	1							
Rich Gedman, L OBP: 0.291, SLG: 0.370 (1, 2)	F9			K	F7		2-H 1B		G4-6-3		5	0	1	0	0	1	5							
Dave Henderson, R OBP: 0.378, SLG: 0.719 (1, 8)		F7			F8		6-3		BB SH1-3 1B		5	1	2	1	0	0	0							
Spike Owen, S OBP: 0.478, SLG: 0.447 (1, 6)		1B 1B			1B		FC3-6 1B		SH1-3		4	1	3	0	0	1	0							
Roger Clemens, R Mike Greenwell, L Calvin Schiraldi, R Bob Stanley, R		K			F2		FC3-6 FC4-6		K		3	0	0	0	0	1	3							
Inning Stats	R: 1 E: 0 K: 0 S: 13	H: 2 LOB: 2 BB: 1 P: 22	R: 1 E: 0 K: 1 S: 13	H: 3 LOB: 0 BB: 0 P: 19	R: 0 E: 0 K: 2 S: 9	H: 0 LOB: 0 BB: 0 P: 12	R: 0 E: 0 K: 0 S: 8	H: 1 LOB: 1 BB: 0 P: 10	R: 0 E: 0 K: 0 S: 7	H: 1 LOB: 2 BB: 1 P: 12	R: 0 E: 0 K: 0 S: 9	H: 1 LOB: 1 BB: 0 P: 13	R: 1 E: 1 K: 0 S: 15	H: 1 LOB: 2 BB: 1 P: 22	R: 0 E: 0 K: 1 S: 13	H: 1 LOB: 3 BB: 2 P: 24	R: 0 E: 1 K: 1 S: 7	H: 0 LOB: 0 BB: 0 P: 11	R: 2 E: 0 K: 2 S: 18	H: 3 LOB: 2 BB: 0 P: 26	1B: 10 2B: 2 3B: 0 HR: 1	SF: 0 SAC: 1 DP: 1 HBP: 1	WP: 0 PA: 49	
PITCHER	IP WLS BF H R ER SO ERA WHIP	IP WLS BF H R ER SO ERA WHIP	IP WLS BF H R ER SO ERA WHIP	IP WLS BF H R ER SO ERA WHIP	IP WLS BF H R ER SO ERA WHIP	IP WLS BF H R ER SO ERA WHIP	IP WLS BF H R ER SO ERA WHIP	IP WLS BF H R ER SO ERA WHIP	IP WLS BF H R ER SO ERA WHIP	IP WLS BF H R ER SO ERA WHIP	IP WLS BF H R ER SO ERA WHIP	IP WLS BF H R ER SO ERA WHIP	IP WLS BF H R ER SO ERA WHIP	IP WLS BF H R ER SO ERA WHIP	IP WLS BF H R ER SO ERA WHIP	IP WLS BF H R ER SO ERA WHIP	IP WLS BF H R ER SO ERA WHIP	IP WLS BF H R ER SO ERA WHIP	IP WLS BF H R ER SO ERA WHIP	IP WLS BF H R ER SO ERA WHIP	IP WLS BF H R ER SO ERA WHIP	IP WLS BF H R ER SO ERA WHIP	IP WLS BF H R ER SO ERA WHIP	IP WLS BF H R ER SO ERA WHIP

TOP

Boston Red Sox @ New York Mets
Shea Stadium, Flushing, NY
Sat Oct 25 1986, 7:05 PM EDT
Att: 55,078 - Unknown - 53 F

AB 42
R 5
H 13
RBI 5
BB 5
SO 7
LOB 25





Batter	1	2	3	4	5	6	7	8	9	10	AB	R	H	RBI	BB	SO	LOB						
Lenny Dykstra, L OBP: 0.346, SLG: 0.542 (1, 8)	K		6-3			K		SH SF7 SH1-4	F7		4	0	0	0	2	2							
Wally Backman, S OBP: 0.357, SLG: 0.289 (1, 4)	K			F7		1B		SH1-4		F7	4	0	1	0	0	1	0						
Keith Hernandez, L OBP: 0.357, SLG: 0.313 (1, 3)	F8			F5		FC4-6 1B		IBB		F8	4	0	1	0	1	0	0						
Gary Carter, R OBP: 0.255, SLG: 0.404 (1, 2)		F8		1-3		K		SF7		1B 1B	4	1	1	1	0	1	2						
Darryl Strawberry, L Rick Aguilera, R Kevin Mitchell, R		4-2 S BB			4-1 S BB	FC4-6 1-2f		F8		1B 1B WP 1B	2	1	0	0	2	0	4						
Ray Knight, R OBP: 0.277, SLG: 0.256 (1, 5)		2-3 K			2-2 E 1B G4-6-3		L9		E BB	1B E	4	2	2	2	1	1	1						
Mookie Wilson, S OBP: 0.200, SLG: 0.204 (1, 7)		K			E9 G4-6-3 1B		4-3		FC2	E3	5	0	1	0	0	1	2						
Rafael Santana, R Danny Heep, L Kevin Elster, R Howard Johnson, S				K	G4-6-3		F8		K		1	0	0	0	0	1	0						
Bob Ojeda, L Roger McDowell, R Jesse Orosco, R Lee Mazzilli, S				K	4-3			SH1-4 SF7 1B	F7		2	0	0	0	0	1	0						
Inning Stats	R: 0 E: 0 K: 2 S: 11	H: 0 LOB: 0 BB: 0 P: 15	R: 0 E: 0 K: 2 S: 18	H: 0 LOB: 1 BB: 1 P: 28	R: 0 E: 0 K: 2 S: 12	H: 0 LOB: 0 BB: 0 P: 17	R: 0 E: 0 K: 0 S: 7	H: 0 LOB: 0 BB: 0 P: 12	R: 2 E: 1 K: 0 S: 15	H: 2 LOB: 0 BB: 1 P: 26	R: 0 E: 0 K: 0 S: 14	H: 2 LOB: 2 BB: 0 P: 19	R: 0 E: 0 K: 0 S: 12	H: 0 LOB: 0 BB: 0 P: 17	R: 1 E: 0 K: 0 S: 10	H: 1 LOB: 2 BB: 1 P: 18	R: 0 E: 1 K: 1 S: 11	H: 0 LOB: 2 BB: 0 P: 21	R: 3 E: 1 K: 0 S: 19	H: 3 LOB: 1 BB: 0 P: 26	1B: 8 2B: 0 3B: 0 HR: 0	SF: 1 SAC: 2 DP: 0 HBP: 0	WP: 1 PA: 43
PITCHER	IP WLS BF H R ER SO ERA WHIP	IP WLS BF H R ER SO ERA WHIP	IP WLS BF H R ER SO ERA WHIP	IP WLS BF H R ER SO ERA WHIP	IP WLS BF H R ER SO ERA WHIP	IP WLS BF H R ER SO ERA WHIP	IP WLS BF H R ER SO ERA WHIP	IP WLS BF H R ER SO ERA WHIP	IP WLS BF H R ER SO ERA WHIP	IP WLS BF H R ER SO ERA WHIP	IP WLS BF H R ER SO ERA WHIP	IP WLS BF H R ER SO ERA WHIP	IP WLS BF H R ER SO ERA WHIP	IP WLS BF H R ER SO ERA WHIP	IP WLS BF H R ER SO ERA WHIP	IP WLS BF H R ER SO ERA WHIP	IP WLS BF H R ER SO ERA WHIP	IP WLS BF H R ER SO ERA WHIP	IP WLS BF H R ER SO ERA WHIP	IP WLS BF H R ER SO ERA WHIP	IP WLS BF H R ER SO ERA WHIP	IP WLS BF H R ER SO ERA WHIP	IP WLS BF H R ER SO ERA WHIP


BOTTOM

Boston Red Sox @ New York Mets
Shea Stadium, Flushing, NY
Sat Oct 25 1986, 7:05 PM EDT
Att: 55,078 - Unknown - 53 F

AB 36
R 6
H 8
RBI 3
BB 4
SO 9
LOB 16



Batter	1	2	3	4	5	6	7	8	9	AB	R	H	RBI	BB	SO	LOB	TOP			
Wade Boggs, L (1, 5) OBP: 0.348, SLG: 0.361	F6	1B					5-3		4-3	4	0	1	1	1	0	0	Boston Red Sox @ New York Mets Shea Stadium, Flushing, NY Mon Oct 27 1986, 7:05 PM EST Att: 55,032 - Unknown - 53 F AB 33 R 5 H 9 RBI 5 BB 2 SO 7 LOB 10 			
Marty Barrett, R (1, 4) OBP: 0.463, SLG: 0.467	F9	1B					6-3		K	5	0	1	0	0	1	2				
Bill Buckner, L (1, 3) OBP: 0.210, SLG: 0.217	1B	F8			F9			1B		4	1	2	0	0	0	2				
Jim Rice, R (1, 7) OBP: 0.323, SLG: 0.414	F9				K			1B		4	1	2	0	0	1	1				
Dwight Evans, R (1, 9) OBP: 0.344, SLG: 0.481		HR			K			1B		4	1	2	3	0	1	0				
Rich Gedman, L (1, 2) OBP: 0.288, SLG: 0.414	HR							2B		4	1	1	1	0	1	1				
Dave Henderson, R (1, 8) OBP: 0.390, SLG: 0.676	SH1-4				SH5-4			K		2	1	0	0	1	1	1				
Spike Owen, S (1, 6) OBP: 0.449, SLG: 0.415	F6				F9			6-3		3	0	0	0	0	1	2				
Don Baylor, R (8, PH) OBP: 0.422, SLG: 0.486	F6									1	0	0	0	0	0	1				
Al Nipper, R (8, 1) Steve Crawford, R (8, 1)										0	0	0	0	0	0	0				
Bruce Hurst, L (1, 1) Tony Armas, R (7, PH) Calvin Schiraldi, R (7, 1) Joe Sambito, L (7, 1) Bob Stanley, R (7, 1) Ed Romero, R (8, 8)	SH1-4				SH5-4			K		0	0	0	0	0	0	0				
Inning Stats	R: 0 E: 0 K: 0 S: 14	H: 1 LOB: 1 BB: 0 P: 21	R: 3 E: 0 K: 0 S: 19	H: 4 LOB: 2 BB: 1 P: 30	R: 0 E: 0 K: 0 S: 4	H: 1 LOB: 0 BB: 1 P: 5	R: 0 E: 0 K: 0 S: 8	H: 0 LOB: 0 BB: 0 P: 15	R: 0 E: 0 K: 2 S: 8	H: 0 LOB: 0 BB: 0 P: 11	R: 0 E: 0 K: 1 S: 7	H: 0 LOB: 0 BB: 0 P: 7	R: 2 E: 0 K: 1 S: 15	H: 3 LOB: 1 BB: 0 P: 20	R: 0 E: 0 K: 1 S: 10	H: 0 LOB: 0 BB: 0 P: 14	1B: 6 2B: 1 3B: 0 HR: 2	SF: 0 SAC: 2 DP: 0 HBP: 1	WP: 0 PB: 0 SB: 0 CS: 0	PA: 38
PITCHER	IP WLS BF H R ER SO BB IBB HBP BLK WP HR S P ERA WHIP																			
Ron Darling, R (1, 1) ERA: 2.78	3.2 18 6 3 3 0 1 0 1 0 0 0 2 40 60 7.36 1.909																			
Sid Fernandez, L (4, 1) ERA: 2.94	2.1 8 0 0 0 4 1 0 0 0 0 0 0 21 30 0.00 0.429																			
Roger McDowell, R (7, 1) ERA: 2.51	1.0 W 6 3 2 2 1 0 0 0 0 0 0 0 14 17 18.00 3.000																			
Jesse Orosco, L (8, 1) ERA: 1.98	2.0 S 6 0 0 0 2 0 0 0 0 0 0 0 18 24 0.00 0.000																			

Batter	1	2	3	4	5	6	7	8	9	AB	R	H	RBI	BB	SO	LOB	BOTTOM			
Mookie Wilson, S (1, 8) OBP: 0.236, SLG: 0.212	4-3									3	1	1	0	1	0	0	Boston Red Sox @ New York Mets Shea Stadium, Flushing, NY Mon Oct 27 1986, 7:05 PM EST Att: 55,032 - Unknown - 53 F AB 32 R 8 H 10 RBI 8 BB 4 SO 3 LOB 13 			
Tim Lincecum, R (1, 4) OBP: 0.375, SLG: 0.600	F4									2	0	0	0	1	1	0				
Wally Backman, S (6, FR) OBP: 0.364, SLG: 0.282	F4									1	1	0	0	1	0	3				
Keith Hernandez, L (1, 3) OBP: 0.344, SLG: 0.308	F8									4	0	1	3	0	0	3				
Gary Carter, R (1, 2) OBP: 0.237, SLG: 0.375	1-3									4	0	0	1	0	0	3				
Darryl Strawberry, L (1, 9) OBP: 0.315, SLG: 0.457	F7									4	1	1	1	0	0	2				
Ray Knight, R (1, 5) OBP: 0.314, SLG: 0.362	1B									4	2	3	1	0	0	0				
Kevin Mitchell, R (1, 7) OBP: 0.250, SLG: 0.250	G3									2	0	0	0	0	1	1				
Lenny Dykstra, L (7, PH) OBP: 0.352, SLG: 0.540	G3									2	1	1	0	0	0	1				
Rafael Santana, R (1, 6) OBP: 0.256, SLG: 0.216										3	1	1	1	1	1	0				
Ron Darling, R (1, 1) Sid Fernandez, L (4, 1) Lee Mazzilli, S (6, PH) Roger McDowell, R (7, 1) Jesse Orosco, R (8, 1) OBP: 1.000, SLG: 1.000										1	0	0	0	0	0	0				
Inning Stats	R: 0 E: 0 K: 0 S: 6	H: 0 LOB: 0 BB: 0 P: 9	R: 0 E: 0 K: 0 S: 6	H: 1 LOB: 1 BB: 0 P: 9	R: 0 E: 0 K: 1 S: 7	H: 0 LOB: 0 BB: 0 P: 11	R: 0 E: 0 K: 1 S: 8	H: 0 LOB: 0 BB: 0 P: 11	R: 0 E: 0 K: 1 S: 10	H: 0 LOB: 0 BB: 0 P: 16	R: 3 E: 0 K: 0 S: 11	H: 3 LOB: 2 BB: 1 P: 18	R: 3 E: 0 K: 0 S: 14	H: 3 LOB: 2 BB: 2 P: 30	R: 2 E: 0 K: 0 S: 14	H: 3 LOB: 3 BB: 1 P: 25	1B: 8 2B: 0 3B: 0 HR: 2	SF: 1 SAC: 1 DP: 0 HBP: 1	WP: 1 PB: 0 SB: 0 CS: 0	PA: 39
PITCHER	IP WLS BF H R ER SO BB IBB HBP BLK WP HR S P ERA WHIP																			
Bruce Hurst, L (1, 1) ERA: 2.15	6.0 23 4 3 3 3 1 0 0 0 0 1 1 9 16 81.00 9.000																			
Calvin Schiraldi, R (7, 1) ERA: 6.3	0.1 L 4 3 3 3 0 0 0 0 0 0 1 1 9 16 81.00 9.000																			
Joe Sambito, L (7, 1) ERA: 9.0	0.1 3 0 0 0 0 1 1 0 0 0 0 0 4 12 0.00 3.000																			
Bob Stanley, R (7, 1) ERA: 2.25	0.1 1 0 0 0 0 0 0 0 0 0 0 0 1 2 0.00 0.000																			
Al Nipper, R (8, 1) ERA: 7.1	0.1 5 3 2 2 0 0 1 0 0 0 0 1 10 18 54.00 9.000																			