New York Mets - 1987

Batter	1	2	3	4	5	6	7	8	9	AB	R	H	RBI	BB	SO	LOB
Barry Bonds, L (1, 8) OBP: 0.400, SLG: 0.500	F2	F8			F7		1B 2B		BB 1B 1-2 2-3	4	0	1	0	1	0	2
Junior Ortiz, R (1, 2) OBP: 0.600, SLG: 0.500	F9		6-3		BB G1-6-3		1B G4-6-3 2-3		1B 1-2 2-3 3-H	4	0	2	1	1	0	0
Johnny Ray, S (1, 4) OBP: 0.400, SLG: 0.400	1B 1B		E7 1B E		G1-6-3 1-2f		G4-6-3 1-2f		F4	5	0	2	0	0	0	6
Bobby Bonilla, S (1, 7) OBP: 0.200, SLG: 0.200	1B 1-3		E6 2-3			6-3		F9	4-3	5	0	1	0	0	0	4
Andy Van Slyke, L (1, 9) OBP: 0.250, SLG: 0.750	K		K			1B 3B		K		4	1	1	0	0	3	4
Jim Morrison, R (1, 5) OBP: 0.500, SLG: 0.500		FC5-3 1B	F8			1B 3-H		5-3		4	0	2	1	0	0	2
Sid Bream, L (1, 3) OBP: 0.750, SLG: 0.750		FC5-3 1B 1-2		G1-6-3 1B	K				BB 1B 1B	4	1	3	0	0	1	1
Rafael Belliard, R (1, 6) Onix Concepcion, R (9, PH) OBP: 1.000, SLG: 1.000 Bill Almon, R (9, PR)		F8		G1-6-3 1-2f		F6			1B BB 1-2	3 1 0	0 0 0	0 1 0	0 0 0	0 0 0	0 0 0	4 0 0
Bob Patterson, R (1, 1) John Cangelosi, S (7, PH) Brian Fisher, R (7, 1) John Smiley, L (8, 1) Mike Diaz, R (9, PH)		FC5-3 1-2 2-3f		4-3			L1		F7	2 1 0 0 1	0 0 0 0 0	0 0 0 0 0	0 0 0 0 0	0 0 0 0 0	0 0 0 0 0	2 0 0 0 2
Inning Stats	R: 0 E: 0 K: 1 S: 7 H: 2 LOB: 2 BB: 0 P: 7	R: 0 E: 0 K: 0 S: 5 H: 2 LOB: 2 BB: 0 P: 5	R: 0 E: 2 K: 1 S: 7 H: 1 LOB: 2 BB: 0 P: 7	R: 0 E: 0 K: 0 S: 3 H: 1 LOB: 0 BB: 0 P: 3	R: 0 E: 0 K: 0 S: 2 H: 0 LOB: 0 BB: 1 P: 6	R: 1 E: 0 K: 1 S: 7 H: 2 LOB: 1 BB: 0 P: 7	R: 0 E: 0 K: 0 S: 4 H: 2 LOB: 1 BB: 0 P: 4	R: 0 E: 0 K: 1 S: 5 H: 0 LOB: 0 BB: 0 P: 5	R: 1 E: 0 K: 0 S: 6 H: 3 LOB: 3 BB: 1 P: 10	1B: 11 2B: 1 3B: 1 HR: 0	SF: 0 SAC: 0 DP: 3 HBP: 0						

PITCHER		IP	W/L/S	BF	H	R	ER	SO	BB	IBB	HBP	BLK	WP	HR	S	P	ERA	WHIP
Bob Ojeda, L ERA: 1.29	(1, 1)	7.0	W	30	10	1	1	3	1	0	0	0	0	0	35	39	1.29	1.571
Jesse Orosco, L ERA: 4.5	(8, 1)	2.0	S	10	3	1	1	1	1	0	0	0	0	0	11	15	4.50	2.000

PITCHER	IP	W/L/S	BF	H	R	ER	SO	BB	IBB	HBP	BLK	WP	HR	S	P	ERA	WHIP

TOP

Pittsburgh Pirates @ New York Mets

Shea Stadium, Flushing, NY

Tue Apr 07 1987, 3:33 AM EDT

Att. 46,102 - Unknown

livebaseballscorecards.com

AB	38
R	2
H	13
RBI	2
BB	2
SO	4
LOB	27

Batter	1	2	3	4	5	6	7	8	9	AB	R	H	RBI	BB	SO	LOB
Mookie Wilson, S (1, 8) OBP: 0.500, SLG: 0.500	HR, 1B		1B		K		K			4	1	2	0	0	2	0
Jesse Orosco, R (8, 1)										0	0	0	0	0	0	0
Tim Teufel, R (1, 4)	1-2, HR		F7		F8			G3		2	1	0	0	0	0	1
Wally Backman, S (8, 4)										1	0	0	0	0	0	0
Keith Hernandez, L (1, 3) OBP: 0.500, SLG: 0.750	L9		L7		1B			1B, 2B		4	0	2	0	0	0	3
Gary Carter, R (1, 2) OBP: 0.500, SLG: 0.500	F6		1-2, 1B		5-3			2-H, 1B		4	0	2	0	0	0	3
Darryl Strawberry, L (1, 9) OBP: 0.250, SLG: 1.000	1-H, 2-H, HR		4-3			F8		4-3		4	1	1	3	0	0	3
Kevin McReynolds, R (1, 7)	5-3			5-3		F9				3	0	0	0	0	0	0
Howard Johnson, S (1, 5)		F2		BB, 6-3		K				2	0	0	0	1	1	0
Rafael Santana, R (1, 6)		F8		1-2, 6-3			6-3			3	0	0	0	0	0	1
Bob Ojeda, L (1, 1)		6-3		K			6-3			2	0	0	0	0	1	1
Lenny Dykstra, L (7, PH) (8, 8)										1	0	0	0	0	0	0
Inning Stats	R: 3 E: 1 K: 0 S: 6 H: 2 LOB: 0 BB: 0 P: 6	R: 0 E: 0 K: 0 S: 3 H: 0 LOB: 0 BB: 0 P: 3	R: 0 E: 0 K: 0 S: 5 H: 2 LOB: 2 BB: 0 P: 5	R: 0 E: 0 K: 1 S: 5 H: 0 LOB: 1 BB: 1 P: 9	R: 0 E: 0 K: 1 S: 6 H: 1 LOB: 1 BB: 0 P: 6	R: 0 E: 0 K: 1 S: 5 H: 0 LOB: 0 BB: 0 P: 5	R: 0 E: 0 K: 1 S: 5 H: 0 LOB: 0 BB: 0 P: 5	R: 0 E: 0 K: 0 S: 4 H: 2 LOB: 1 BB: 0 P: 4		1B: 5 2B: 1 3B: 0 HR: 1 SF: 0 SAC: 0 DP: 0 HBP: 0						

BOTTOM

Pittsburgh Pirates @ New York Mets

Shea Stadium, Flushing, NY

Tue Apr 07 1987, 3:33 AM EDT

Att. 46,102 - Unknown

livebaseballscorecards.com

AB	30
R	3
H	7
RBI	3
BB	1
SO	4
LOB	12

PITCHER		IP	WLS	BF	H	R	ER	SO	BB	IBB	HBP	BLK	WP	HR	S	P	ERA	WHIP
Bob Patterson, L ERA: 3.0	(1, 1)	6.0	L	25	5	3	2	3	1	0	0	0	0	1	30	34	3.00	1.000
Brian Fisher, R ERA:	(7, 1)	1.0		3	0	0	0	1	0	0	0	0	0	0	5	5	0.00	0.000
John Smiley, L ERA:	(8, 1)	1.0		4	2	0	0	0	0	0	0	0	0	0	4	4	0.00	2.000

PITCHER	IP	WLS	BF	H	R	ER	SO	BB	IBB	HBP	BLK	WP	HR	S	P	ERA	WHIP

Pittsburgh Pirates @ New York Mets

Shea Stadium, Flushing, NY

Thu Apr 09 1987, 3:33 AM EDT

Att. 20,598 - Unknown

TOP

Batter	1	2	3	4	5	6	7	8	9	AB	R	H	RBI	BB	SO	LOB
Barry Bonds, L (1, 8) OBP: 0.400, SLG: 0.333	BBBB 4-0 F9 S BB		x 0-0 ③ F7		BBB 4-0 1-2 2-3 BB		x 0-0 ① SF7 3-H		SSS 0-3 ③ K	2	0	0	1	2	1	0
Andy Van Slyke, L (1, 9) OBP: 0.250, SLG: 0.625	x 0-0 ① F9 1-3			x 0-0 ① 4-3	x 0-0 ③ F7		x 0-0 5-3 2-H 2B			4	0	1	1	0	0	4
Johnny Ray, S (1, 4) OBP: 0.222, SLG: 0.222	x 0-0 ② 1-3			x 0-0 ② 1-3		x 0-0 ① 1-3	x 0-0 ② 5-3 2-3			4	0	0	0	0	0	2
Bobby Bonilla, S (1, 7) OBP: 0.333, SLG: 0.444	x 0-0 ③ 6-3			x 0-0 1B		x 0-0 G3 2B	x 0-0 ③ L5			4	0	2	0	0	0	2
Sid Bream, L (1, 3) OBP: 0.375, SLG: 0.375		SSS 0-3 ① K		x 0-0 ③ G3		x 0-0 ② G3 2-3		SSS 0-3 ① K		4	0	0	0	0	2	2
Jim Morrison, R (1, 5) OBP: 0.500, SLG: 0.571		x 0-0 ② L3			x 0-0 FC3-5 2B	BBB 4-0 BB		x 0-0 ② L7		3	0	1	0	1	0	0
Michael LaValliere, L (1, 2) Junior Ortiz, R (8, PH) OBP: 0.500, SLG: 0.400 (8, 2)		x 0-0 ③ 4-3			BBB 4-0 BB FC3-5 BB	x 0-0 ③ F7		x 0-0 ③ 4-3		2 1	0 0	0 0	0 0	1 0	0 0	2 0
Rafael Belliard, R (1, 6) OBP: 0.167, SLG: 0.167 John Cangelosi, S (9, PH)			x 0-0 ① F8		SSS 0-3 ① K		x 0-0 2B SF7 1B		SSS 0-3 ① K	3 1	1 0	1 0	0 0	0 0	1 1	2 0
Doug Drabek, R (1, 1) R.J. Reynolds, S (7, PH) OBP: 1.000, SLG: 2.000 Logan Easley, R (7, 1) Don Robinson, R (8, 1) Mike Diaz, R (9, PH)			SSS 0-3 ② K		x 0-0 ② FC3-5 BB 1-2 2-3f		x 0-0 1-3 2B 2B		SSS 0-3 ② K	2 1 0 0 1	0 1 0 0 0	0 1 0 0 0	0 0 0 0 0	1 0 0 0 1	2 0 0 0 0	2 0 0 0 0
Inning Stats	R: 0 E: 0 K: 0 S: 3 H: 0 LOB: 1 BB: 1 P: 7	R: 0 E: 0 K: 1 S: 5 H: 0 LOB: 0 BB: 0 P: 5	R: 0 E: 0 K: 1 S: 5 H: 0 LOB: 0 BB: 0 P: 5	R: 0 E: 0 K: 0 S: 4 H: 1 LOB: 1 BB: 0 P: 4	R: 0 E: 0 K: 1 S: 6 H: 1 LOB: 3 BB: 2 P: 14	R: 0 E: 0 K: 0 S: 4 H: 1 LOB: 2 BB: 1 P: 8	R: 2 E: 0 K: 0 S: 6 H: 3 LOB: 1 BB: 0 P: 6	R: 0 E: 0 K: 1 S: 5 H: 0 LOB: 0 BB: 0 P: 5	R: 0 E: 0 K: 3 S: 9 H: 0 LOB: 0 BB: 0 P: 9	1B: 2 2B: 4 3B: 0 HR: 0 SF: 1 SAC: 0 DP: 0 HBP: 0						

livebaseballscorecards.com

AB	32
R	2
H	6
RBI	2
BB	4
SO	7
LOB	16

WP: 0 PB: 0 SB: 1 CS: 0 PA: 37

PITCHER		IP	WLS	BF	H	R	ER	SO	BB	IBB	HBP	BLK	WP	HR	S	P	ERA	WHIP
Ron Darling, R ERA: 2.84	(1, 1)	6.1		28	5	2	2	3	4	0	0	0	0	0	30	46	2.84	1.421
Gene Walter, L ERA:	(7, 1)	0.2	W	3	1	0	0	0	0	0	0	0	0	0	3	3	0.00	1.500
Jesse Orosco, L ERA: 2.25	(8, 1)	2.0	S	6	0	0	0	4	0	0	0	0	0	0	14	14	0.00	0.000

PITCHER	IP	WLS	BF	H	R	ER	SO	BB	IBB	HBP	BLK	WP	HR	S	P	ERA	WHIP

Batter	1	2	3	4	5	6	7	8	9	AB	R	H	RBI	BB	SO	LOB
Lenny Dykstra, L (1, 8) OBP: 0.200, SLG: 0.200	S S S 0-3 ① K		S S S 0-3 ① K			x 0-0 ① G3		x 0-0 1B 1B 1B		4	1	1	0	0	2	0
Wally Backman, S (1, 4) OBP: 0.400, SLG: 0.400	x 0-0 ② 4-3		x 0-0 ② 1-3			x 0-0 1B		x 0-0 1B 1B 1-2 1B		4	0	2	0	0	0	0
Keith Hernandez, L (1, 3) OBP: 0.375, SLG: 0.429	B B B B 4-0 BB		x 0-0 ③ 3-1			x 0-0 ② F8		x 0-0 ② F8		3	0	0	0	1	0	3
Gary Carter, R (1, 2) OBP: 0.375, SLG: 0.375	x 0-0 ③ F7			x 0-0 ① F8		x 0-0 ③ F6		x 0-0 ③ 1-H 2-H 1B		4	0	1	1	0	0	2
Darryl Strawberry, L (1, 9) OBP: 0.429, SLG: 1.429		x 0-0 HR		x 0-0 ② L8			x 0-0 4-3 SF9 2B			3	2	2	1	0	0	0
Kevin McReynolds, R (1, 7) OBP: 0.167, SLG: 0.667		x 0-0 HR		x 0-0 ③ 6-3			x 0-0 ① 4-3 2-3			3	1	1	1	0	0	1
Howard Johnson, S (1, 5)		S S S 0-3 ① K			x 0-0 ① 5-3		x 0-0 ② SF9 3-H			2	0	0	1	0	1	0
Rafael Santana, R (1, 6)		x 0-0 ② F8			x 0-0 ② 6-3		x 0-0 ③ 1-3			3	0	0	0	0	0	0
Ron Darling, R (1, 1) Gene Walter, L (7, 1) Jesse Orosco, R (8, 1)		x 0-0 ③ 4-3			x 0-0 ③ 5-3			x 0-0 ① 1-3		2 0 1	0 0 0	0 0 0	0 0 0	0 0 0	0 0 0	0 0 0
Inning Stats	R: 0 H: 0 E: 0 LOB: 1 K: 1 BB: 1 S: 5 P: 9	R: 2 H: 2 E: 0 LOB: 0 K: 1 BB: 0 S: 7 P: 7	R: 0 H: 0 E: 0 LOB: 0 K: 1 BB: 0 S: 5 P: 5	R: 0 H: 0 E: 0 LOB: 0 K: 0 BB: 0 S: 3 P: 3	R: 0 H: 0 E: 0 LOB: 0 K: 0 BB: 0 S: 3 P: 3	R: 0 H: 1 E: 0 LOB: 1 K: 0 BB: 0 S: 4 P: 4	R: 1 H: 1 E: 0 LOB: 0 K: 0 BB: 0 S: 4 P: 4	R: 1 H: 3 E: 0 LOB: 2 K: 0 BB: 0 S: 5 P: 5		1B: 4 SF: 1 2B: 1 SAC: 0 3B: 0 DP: 0 HR: 2 HBP: 0						

PITCHER		IP	WLS	BF	H	R	ER	SO	BB	IBB	HBP	BLK	WP	HR	S	P	ERA	WHIP
Doug Drabek, R ERA: 3.0	(1, 1)	6.0		22	3	2	2	3	1	0	0	0	0	2	27	31	3.00	0.667
Logan Easley, R ERA: 13.5	(7, 1)	1.1	L	7	3	2	2	0	0	0	0	0	0	0	7	7	13.50	2.250
Don Robinson, R ERA:	(8, 1)	0.2		2	1	0	0	0	0	0	0	0	0	0	2	2	0.00	1.500

PITCHER	IP	WLS	BF	H	R	ER	SO	BB	IBB	HBP	BLK	WP	HR	S	P	ERA	WHIP

BOTTOM

Pittsburgh Pirates @ New York Mets

Shea Stadium, Flushing, NY

Thu Apr 09 1987, 3:33 AM EDT

Att. 20,598 - Unknown

livebaseballscorecards.com

AB	29
R	4
H	7
RBI	4
BB	1
SO	3
LOB	6

Batter	1	2	3	4	5	6	7	8	9	AB	R	H	RBI	BB	SO	LOB
Dion James, L (1, 8) OBP: 0.500, SLG: 0.545	4-3	BB 1-2 2-3 3-H		2B 1-H			K		1-3	4	0	1	2	1	1	0
Andres Thomas, R (1, 6) OBP: 0.333, SLG: 0.300	F2	F5		HBP			BB FC6-4		F7	2	0	0	0	1	0	3
Graig Nettles, L (9, PH)										1	0	0	0	0	0	0
Gary Roenicke, R (1, 7) OBP: 0.231, SLG: 0.091	K		G1-4-3	K			F9			4	0	0	0	0	2	3
Dale Murphy, R (1, 9) OBP: 0.462, SLG: 0.364		BB WP 1B 1B	1B S		K		FC6-4 1-2f			3	1	1	0	1	1	1
Ted Simmons, S (1, 3)		K	F7		L3			K		4	0	0	0	0	2	2
Rafael Ramirez, R (1, 5) OBP: 0.625, SLG: 0.500		1B BB WP 1-2 1B	F7 1-2		F7			HBP BB		3	1	1	0	0	0	1
Bruce Benedict, R (1, 2)		K 1-2 2-3		K		F7		G5-4-3 1-2 BB		3	0	0	0	1	2	2
Glenn Hubbard, R (1, 4) OBP: 0.692, SLG: 0.625		BB 1B IBB		2B BB		4-3		G5-4-3 1-2f		2	1	0	0	2	0	2
David Palmer, R (1, 1) OBP: 0.333, SLG: 0.333		BB 1-2 2-3 3-H 1B		B1		K			5-3	3	0	1	1	0	1	1
Ed Olwine, R (8, 1)										0	0	0	0	0	0	0
Gerald Perry, L (9, PH)										1	0	0	0	0	0	0
Inning Stats	R: 0 E: 0 K: 1 S: 5 H: 0 LOB: 0 BB: 0 P: 5	R: 2 E: 0 K: 2 S: 9 H: 2 LOB: 3 BB: 3 P: 21	R: 0 E: 0 K: 0 S: 4 H: 1 LOB: 1 BB: 0 P: 4	R: 1 E: 0 K: 2 S: 8 H: 1 LOB: 2 BB: 1 P: 13	R: 0 E: 0 K: 1 S: 5 H: 0 LOB: 0 BB: 0 P: 5	R: 0 E: 0 K: 1 S: 5 H: 0 LOB: 0 BB: 0 P: 5	R: 0 E: 0 K: 1 S: 5 H: 0 LOB: 1 BB: 1 P: 9	R: 0 E: 0 K: 1 S: 4 H: 0 LOB: 1 BB: 1 P: 9	R: 0 E: 0 K: 0 S: 3 H: 0 LOB: 0 BB: 0 P: 3	1B: 3 2B: 1 3B: 0 HR: 0 SF: 0 SAC: 0 DP: 1 HBP: 2						

PITCHER	IP	WLS	BF	H	R	ER	SO	BB	IBB	HBP	BLK	WP	HR	S	P	ERA	WHIP
Sid Fernandez, L (1, 1) ERA: 3.86	7.0	W	31	4	3	3	8	4	1	1	0	1	0	41	62	3.86	1.143
Doug Sisk, R (8, 1) ERA:	2.0	S	7	0	0	0	1	1	0	1	0	0	0	7	12	0.00	0.500

PITCHER	IP	WLS	BF	H	R	ER	SO	BB	IBB	HBP	BLK	WP	HR	S	P	ERA	WHIP

TOP

Atlanta Braves @ New York Mets

Shea Stadium, Flushing, NY

Fri Apr 10 1987, 7:05 PM EDT

Att. 29,292 - Unknown

livebaseballscorecards.com

AB	30
R	3
H	4
RBI	3
BB	6
SO	9
LOB	15

WP: 1 PA: 38
PB: 0
SB: 1
CS: 0

Atlanta Braves @ New York Mets

Shea Stadium, Flushing, NY

Fri Apr 10 1987, 7:05 PM EDT

Att. 29,292 - Unknown

BOTTOM

Batter	1	2	3	4	5	6	7	8	9	AB	R	H	RBI	BB	SO	LOB
Lenny Dykstra, L (1, 8) OBP: 0.333, SLG: 0.778	4-3			E6 1B 4-3 HR	6-3 2B		1-H HR			4	2	2	2	0	0	0
Wally Backman, S (1, 4) OBP: 0.222, SLG: 0.222	F7			4-3 1-2	6-3 2-3		4-3			4	0	0	0	0	0	2
Keith Hernandez, L (1, 3) OBP: 0.250, SLG: 0.273	G3			K	3-1		K			4	0	0	0	0	2	2
Gary Carter, R (1, 2) OBP: 0.417, SLG: 0.417		6-3		HR 2-3 1B		1B		6-3		4	1	2	0	0	0	0
Darryl Strawberry, L (1, 9) OBP: 0.364, SLG: 1.273		F9		1-H 3-H HR		K		K		4	1	1	3	0	2	1
Kevin McReynolds, R (1, 7) OBP: 0.300, SLG: 0.889		6-3		BBB 4-0 1B BB		F8		HR		3	1	1	1	1	0	1
Howard Johnson, S (1, 5) OBP: 0.200, SLG: 0.125		F7		1-2 1B		K		F2		4	0	1	0	0	1	1
Rafael Santana, R (1, 6)		5-3		1-3			6-3			3	0	0	0	0	0	2
Sid Fernandez, L (1, 1) Lee Mazzilli, S (7, PH) Doug Sisk, R (8, 1)		K			F9		HR BB			2 0 0	0 1 0	0 0 0	0 0 0	1 1 0	0 0 0	0 0 0
Inning Stats	R: 0 E: 0 K: 0 S: 3 H: 0 LOB: 0 BB: 0 P: 3	R: 0 E: 0 K: 0 S: 3 H: 0 LOB: 0 BB: 0 P: 3	R: 0 E: 0 K: 1 S: 5 H: 0 LOB: 0 BB: 0 P: 5	R: 3 E: 1 K: 1 S: 9 H: 3 LOB: 2 BB: 1 P: 13	R: 0 E: 0 K: 0 S: 4 H: 1 LOB: 1 BB: 0 P: 4	R: 0 E: 0 K: 2 S: 8 H: 1 LOB: 1 BB: 0 P: 8	R: 2 E: 0 K: 1 S: 6 H: 1 LOB: 0 BB: 1 P: 10	R: 1 E: 0 K: 1 S: 6 H: 1 LOB: 0 BB: 0 P: 6								

AB	32
R	6
H	7
RBI	6
BB	2
SO	6
LOB	9

1B: 3 SF: 0
2B: 1 SAC: 0
3B: 0 DP: 0
HR: 3 HBP: 0

WP: 0 PA: 34
PB: 0
SB: 0
CS: 0

livebaseballscorecards.com

PITCHER		IP	WLS	BF	H	R	ER	SO	BB	IBB	HBP	BLK	WP	HR	S	P	ERA	WHIP
David Palmer, R ERA: 2.57	(1, 1)	7.0	L	30	6	5	2	5	2	0	0	0	0	2	38	46	2.57	1.143
Ed Olwine, L ERA: 9.0	(8, 1)	1.0		4	1	1	1	1	0	0	0	0	0	1	6	6	9.00	1.000

PITCHER	IP	WLS	BF	H	R	ER	SO	BB	IBB	HBP	BLK	WP	HR	S	P	ERA	WHIP

Atlanta Braves @ New York Mets

Shea Stadium, Flushing, NY

Sat Apr 11 1987, 3:33 AM EDT

Att. 37,437 - Unknown

TOP

livebaseballscorecards.com

Batter	1	2	3	4	5	6	7	8	9	AB	R	H	RBI	BB	SO	LOB
Dion James, L (1, 8) OBP: 0.524, SLG: 0.600	K		G3 2B		2B 1B	K 1-2			FC4-6 BB	4	1	2	0	1	2	1
Ken Oberkfell, L (1, 5) OBP: 0.571, SLG: 0.692	FC6-4 1B		G3 2-3		F7		K		B5	5	0	1	0	0	1	3
Gerald Perry, L (1, 3)	K		K		F7		4-3		FC4-6 1B 1-2f	5	1	0	0	0	2	4
Dale Murphy, R (1, 9) OBP: 0.444, SLG: 0.438	FC6-4 1-2f		5-3		1-H 2B		E5		1B CS 1-2 1B	5	0	2	1	0	0	2
Ken Griffey, L (1, 7) OBP: 0.500, SLG: 0.636		2B 6-3 1B		SH1-3 BB	K		K		1-3 2-H 1B	4	1	2	1	1	2	2
Andres Thomas, R (1, 6) OBP: 0.333, SLG: 0.385		6-3 1-3 2B		SH1-3 1-2		6-3		L3	CS 3-H	3	0	1	0	0	0	0
Ozzie Virgil, R (1, 2) OBP: 0.273, SLG: 0.500		K		K		1B E 1B		F7		4	1	1	0	0	2	3
Glenn Hubbard, R (1, 4) OBP: 0.706, SLG: 0.636		6-3 2-3 3-H		FC4-6 IBB		FC3-6 1-2 1B		1B		3	0	2	1	1	0	1
Rick Mahler, R (1, 1) OBP: 0.167, SLG: 0.333		K		FC4-6 1-2f		FC3-6 S 1-2f 2-H		F8		2	0	0	0	0	1	3
Jim Acker, R (4, 1)										0	0	0	0	0	0	0
Graig Nettles, L (6, PH)										1	0	0	0	0	0	1
Paul Assenmacher, L (6, 1)										0	0	0	0	0	0	0
Ted Simmons, S (8, PH)										1	0	0	0	0	0	1
Gene Garber, R (8, 1)										0	0	0	0	0	0	0
Inning Stats	R: 0 E: 0 K: 2 S: 8 H: 1 LOB: 1 BB: 0 P: 8	R: 1 E: 0 K: 2 S: 9 H: 2 LOB: 1 BB: 0 P: 9	R: 0 E: 0 K: 1 S: 6 H: 1 LOB: 1 BB: 0 P: 6	R: 0 E: 0 K: 1 S: 5 H: 0 LOB: 2 BB: 2 P: 13	R: 1 E: 0 K: 1 S: 7 H: 2 LOB: 1 BB: 0 P: 7	R: 1 E: 1 K: 1 S: 7 H: 2 LOB: 1 BB: 0 P: 7	R: 0 E: 1 K: 2 S: 8 H: 0 LOB: 1 BB: 0 P: 8	R: 0 E: 0 K: 0 S: 4 H: 1 LOB: 1 BB: 0 P: 4	R: 1 E: 0 K: 0 S: 4 H: 2 LOB: 1 BB: 1 P: 8	1B: 8 2B: 3 3B: 0 HR: 0 SF: 0 SAC: 1 DP: 0 HBP: 0							

AB	37
R	4
H	11
RBI	3
BB	3
SO	10
LOB	21

WP: 0 PB: 0 SB: 1 CS: 1 PA: 42

PITCHER		IP	WLS	BF	H	R	ER	SO	BB	IBB	HBP	BLK	WP	HR	S	P	ERA	WHIP
Rick Aguilera, R ERA: 3.38	(1, 1)	5.1		26	8	3	2	7	1	1	0	0	0	0	38	46	3.38	1.688
Gene Walter, L ERA:	(6, 1)	0.2		2	0	0	0	1	0	0	0	0	0	0	4	4	0.00	0.000
David Cone, R ERA: 3.0	(7, 1)	3.0	L	13	3	1	1	2	1	0	0	0	0	0	16	20	3.00	1.333

PITCHER		IP	WLS	BF	H	R	ER	SO	BB	IBB	HBP	BLK	WP	HR	S	P	ERA	WHIP

BOTTOM

Atlanta Braves @ New York Mets

Shea Stadium, Flushing, NY

Sat Apr 11 1987, 3:33 AM EDT

Att. 37,437 - Unknown

Batter	1	2	3	4	5	6	7	8	9	AB	R	H	RBI	BB	SO	LOB
Lenny Dykstra, L (1, 8) OBP: 0.308, SLG: 0.583	S S S 0-3 ① K		x 0-0 ① 6-3	B B B B 4-0 1B 1-2 2-3 BB		S S S 0-3 ② K			B B B B 4-0 G3 SH5-4 BB	3	0	0	0	1	2	0
David Cone, L (7, 1)										0	0	0	0	0	0	0
Lee Mazzilli, S (9, PH)										0	0	0	0	1	0	0
Wally Backman, S (1, 4) OBP: 0.308, SLG: 0.308	x 0-0 ② 6-3		x 0-0 4-3 1B	x 0-0 1-3 2-H 3-H 1B		x 0-0 ③ 6-3			x 0-0 ① SH5-4 1-2	4	0	2	2	0	0	0
Keith Hernandez, L (1, 3) OBP: 0.235, SLG: 0.250	x 0-0 1B		x 0-0 ② 4-3 1-2	S S S 0-3 ③ K			x 0-0 ① F4		x 0-0 ② G3 2-3	5	0	1	0	0	1	4
Gary Carter, R (1, 2) OBP: 0.294, SLG: 0.294	x 0-0 ③ 5-3		x 0-0 ③ 1-3		x 0-0 ① 5-3		x 0-0 ② F7		x 0-0 ③ F8	5	0	0	0	0	0	3
Darryl Strawberry, L (1, 9) OBP: 0.333, SLG: 1.000		x 0-0 ① 4-3	x 0-0 CS 1B	x 0-0 ② F7		x 0-0 ③ 3-1				4	0	1	0	0	0	0
Kevin McReynolds, R (1, 7) OBP: 0.429, SLG: 1.091		B B B B 4-0 1B BB	x 0-0 ① 1-2 HR	B B B B 4-0 BB BB				x 0-0 ① F8		2	1	1	1	2	0	0
Howard Johnson, S (1, 5) OBP: 0.429, SLG: 0.364		x 0-0 1-2 1B	x 0-0 BB 1B 1B 1B	B B B B 4-0 1-2 BB				x 0-0 6-3 1B		3	1	3	0	1	0	0
Rafael Santana, R (1, 6)		x 0-0 ② F6	x 0-0 ② F9	x 0-0 ③ F8				x 0-0 ② 6-3 1-2		4	0	0	0	0	0	6
Rick Aguilera, R (1, 1) OBP: 0.500, SLG: 0.500		x 0-0 ③ 6-3	x 0-0 BB 1B 1-2 1B			S S S 0-3 ① K		x 0-0 ③ G3		2	1	1	0	0	0	2
Gene Walter, L (6, 1)										0	0	0	0	0	0	0
Mookie Wilson, S (6, PH) OBP: 0.333, SLG: 0.333										2	0	0	0	0	1	1
(7, 8)																
Inning Stats	R: 0 E: 0 K: 1 S: 6 H: 1 LOB: 1 BB: 0 P: 6	R: 0 E: 0 K: 0 S: 4 H: 1 LOB: 2 BB: 1 P: 8	R: 0 E: 0 K: 0 S: 4 H: 1 LOB: 1 BB: 0 P: 4	R: 3 E: 0 K: 1 S: 9 H: 5 LOB: 2 BB: 1 P: 13	R: 0 E: 0 K: 0 S: 3 H: 0 LOB: 2 BB: 2 P: 11	R: 0 E: 0 K: 2 S: 7 H: 0 LOB: 0 BB: 0 P: 7	R: 0 E: 0 K: 0 S: 3 H: 0 LOB: 0 BB: 0 P: 3	R: 0 E: 0 K: 0 S: 4 H: 1 LOB: 1 BB: 0 P: 4	R: 0 E: 0 K: 0 S: 3 H: 0 LOB: 1 BB: 1 P: 7	1B: 8 2B: 0 3B: 0 HR: 1		SF: 0 SAC: 1 DP: 0 HBP: 0				WP: 0 PB: 0 SB: 0 CS: 1	PA: 40

livebaseballscorecards.com

	AB	34
	R	3
	H	9
	RBI	3
	BB	5
	SO	4
	LOB	16

PITCHER		IP	WLS	BF	H	R	ER	SO	BB	IBB	HBP	BLK	WP	HR	S	P	ERA	WHIP
Rick Mahler, R ERA: 2.13	(1, 1)	3.2		20	8	3	3	1	2	0	0	0	0	1	20	28	7.36	2.727
Jim Acker, R ERA: 2.45	(4, 1)	1.1		6	0	0	0	1	2	0	0	0	0	0	6	14	0.00	1.500
Paul Assenmacher, L ERA:	(6, 1)	2.0		6	0	0	0	2	0	0	0	0	0	0	10	10	0.00	0.000
Gene Garber, R ERA:	(8, 1)	2.0	W	8	1	0	0	0	1	0	0	0	0	0	7	11	0.00	1.000

PITCHER		IP	WLS	BF	H	R	ER	SO	BB	IBB	HBP	BLK	WP	HR	S	P	ERA	WHIP

Atlanta Braves @ New York Mets

Shea Stadium, Flushing, NY

Sun Apr 12 1987, 3:33 AM EDT

Att. 37,019 - Unknown

TOP

livebaseballscorecards.com

Batter	1	2	3	4	5	6	7	8	9	AB	R	H	RBI	BB	SO	LOB
Dion James, L (1, 8) OBP: 0.577, SLG: 0.667	BBBB 4-0 CS BB		x 0-0 HR 2B		SSS 0-3 ① K		BBBB 4-0 1B 1-2 2-3 1B BB	x 0-0 FC3-6 1B		3	2	2	0	2	1	0
Rafael Ramirez, R (1, 5) OBP: 0.455, SLG: 0.333	x 0-0 ① L4	x 0-0 ① F3	x 0-0 ② 1-3		x 0-0 ② 1-3		x 0-0 1B HR 1-2 2-3 3-H 1B	x 0-0 ① FC3-6 2B 1-2f FC5-2		3	0	0	0	0	0	2
Ken Oberkfell, L (6, 5) OBP: 0.563, SLG: 0.667										2	1	1	1	0	0	1
Gary Roenicke, R (1, 7) OBP: 0.188, SLG: 0.071	x 0-0 ②③ 6-3 1-2	x 0-0 ② F6	x 0-0 ③ F4				x 0-0 1B HR 1-2 2-H 3-H 1B	x 0-0 1B 1-3 2B		3	0	0	0	0	0	2
Ken Griffey, L (7, PH) OBP: 0.563, SLG: 0.769										2	1	2	2	0	0	0
(7, 7)																
Dale Murphy, R (1, 9) OBP: 0.478, SLG: 0.810		x 0-0 2B 6-3 2B	x 0-0 2-H HR			x 0-0 ① 3-1	x 0-0 1-H 2-H HR	x 0-0 ② FC5-2 3-H		5	3	3	5	0	0	2
Ted Simmons, S (1, 3) OBP: 0.300, SLG: 0.444		x 0-0 5-3 E 2-3 2B	x 0-0 2B			x 0-0 ② G3	BBBB 4-0 G6-4-3 1B 1B BB	x 0-0 ③ 4-3		4	2	2	0	1	0	2
Andres Thomas, R (1, 6) OBP: 0.350, SLG: 0.444		x 0-0 ① 6-3 3-H	x 0-0 ③ F3			x 0-0 1B 2B	x 0-0 G6-4-3 1-2 1B		x 0-0 ① F2	5	1	2	1	0	0	2
Bruce Benedict, R (1, 2) OBP: 0.222, SLG: 0.125		x 0-0 ② 5-3 2-3		x 0-0 ① 5-3		x 0-0 CS 2-H 1B	x 0-0 ①② G6-4-3 1-2f 2-3		x 0-0 E3 G3-6-1	5	0	1	1	0	0	3
Glenn Hubbard, R (1, 4) OBP: 0.636, SLG: 0.563		x 0-0 E9 3-H		x 0-0 ② F9		0-0 ③ CS 1-2	x 0-0 BB BB 1B 1B 0-0 3-H 1B		x 0-0 ②③ G3-6-1 1-2f	5	1	2	1	0	0	1
Randy O'Neal, R (1, 1)		x 0-0 ③ 6-3		x 0-0 ③ L9			BBBB 4-0 1B BB 1-2 1B BB 0-0 6-3			3	1	0	0	1	0	2
Charlie Puleo, R (7, 1)										0	0	0	0	0	0	0
Ed Olwine, R (9, 1)										0	0	0	0	0	0	0

	AB	40
	R	12
	H	15
	RBI	11
	BB	4
	SO	1
	LOB	17

Inning Stats																																
	R: 0	E: 0	K: 0	S: 2	H: 0	LOB: 0	BB: 1	P: 6	R: 2	E: 1	K: 0	S: 6	H: 2	LOB: 1	BB: 0	P: 6	R: 2	E: 0	K: 0	S: 6	H: 3	LOB: 1	BB: 0	P: 6	R: 0	E: 0	K: 0	S: 3	H: 0	LOB: 0	BB: 0	P: 3
	R: 0	E: 0	K: 1	S: 5	H: 0	LOB: 0	BB: 0	P: 5	R: 1	E: 0	K: 0	S: 4	H: 2	LOB: 0	BB: 0	P: 4	R: 7	E: 0	K: 0	S: 8	H: 6	LOB: 1	BB: 3	P: 20	R: 0	E: 0	K: 0	S: 5	H: 2	LOB: 2	BB: 0	P: 5
	R: 0	E: 1	K: 0	S: 3	H: 0	LOB: 0	BB: 0	P: 3	1B: 7	2B: 6	3B: 0	HR: 2	SF: 0	SAC: 0	DP: 2	HBP: 0	WP: 0	PB: 0	SB: 0	CS: 2	PA: 45											

PITCHER		IP	WLS	BF	H	R	ER	SO	BB	IBB	HBP	BLK	WP	HR	S	P	ERA	WHIP
Bob Ojeda, L ERA: 3.27	(1, 1)	4.0	L	18	5	4	3	0	1	0	0	0	0	1	17	21	6.75	1.500
Terry Leach, R ERA: 4.5	(5, 1)	2.0		7	2	1	1	1	0	0	0	0	0	0	9	9	4.50	1.000
Randy Myers, L ERA:	(7, 1)	0.0		4	2	4	4	0	2	0	0	0	0	0	2	10	∞	∞
Doug Sisk, R ERA: 6.75	(7, 1)	2.0		12	6	3	3	0	1	0	0	0	0	1	11	15	13.50	3.500
Gene Walter, L ERA:	(9, 1)	1.0		3	0	0	0	0	0	0	0	0	0	0	3	3	0.00	0.000

PITCHER	IP	WLS	BF	H	R	ER	SO	BB	IBB	HBP	BLK	WP	HR	S	P	ERA	WHIP

Atlanta Braves @ New York Mets

Shea Stadium, Flushing, NY

Sun Apr 12 1987, 3:33 AM EDT

Att. 37,019 - Unknown

BOTTOM

Batter	1	2	3	4	5	6	7	8	9	AB	R	H	RBI	BB	SO	LOB
Lenny Dykstra, L (1, 8) OBP: 0.389, SLG: 0.765	HR	1B 1-2 1B		CS 1B			4-3 ①	F7 ③		5	1	3	1	0	0	1
Wally Backman, S (1, 4) OBP: 0.333, SLG: 0.389	4-3 ①	1-2 2-3 1B		L8 ②			HR 2B		4-3 ①	5	1	2	0	0	0	1
Keith Hernandez, L (1, 3) OBP: 0.238, SLG: 0.250	BB 1B	F7 ③		CS ③ 1-2	SSS K2-3 ①		F5 ②		4-3 1B 2B	4	0	1	0	0	1	4
Tim Teufel, R (8, 3) OBP: 0.333, SLG: 0.667										1	1	1	0	0	0	0
Gary Carter, R (1, 2) OBP: 0.333, SLG: 0.476	F9 ②	F2 ①			FC4-6 1B		2-H HR		4-3 ② 2-3	4	1	2	2	0	0	1
Barry Lyons, R (8, 2)										1	0	0	0	0	0	1
Darryl Strawberry, L (1, 9) OBP: 0.400, SLG: 0.889	BBBB FC6-4 1-2 BB	4-3 ②			FC4-6 ② 1-2f		BBBB BB		BB 3-H 1B	3	0	1	1	2	0	1
Kevin McReynolds, R (1, 7) OBP: 0.421, SLG: 0.867	FC6-4 ③ 1-2f	1B 1B			SSS K ③		F6 ③		BBBB 1-2 BB	4	0	1	0	1	1	4
Howard Johnson, S (1, 5) OBP: 0.421, SLG: 0.375		L8 ① 1-3 1B				G4-6-3 1B		SSS K ①	L7 ③	5	0	2	0	0	1	2
Rafael Santana, R (1, 6) OBP: 0.059, SLG: 0.059		5-3 ② SSS K ③				L7 ①		1B		4	0	1	0	0	1	3
Bob Ojeda, L (1, 1)		BBBB 1B 1B BB		F6 ①		G4-6-3 ②③ 1-2f		SSS K ②		0	0	0	0	1	0	0
Clint Hurdle, L (4, PH)										1	0	0	0	0	0	0
Terry Leach, R (5, 1)										0	0	0	0	0	0	0
Lee Mazzilli, S (6, PH)										1	0	0	0	0	0	1
Randy Myers, L (7, 1)										0	0	0	0	0	0	0
Doug Sisk, R (7, 1)										0	0	0	0	0	0	0
Mookie Wilson, S (8, PH) OBP: 0.286, SLG: 0.286										1	0	0	0	0	1	1
Gene Walter, L (9, 1)										0	0	0	0	0	0	0
Inning Stats	R: 1 E: 0 K: 0 S: 5 H: 2 LOB: 2 BB: 1 P: 9	R: 0 E: 0 K: 0 S: 5 H: 2 LOB: 3 BB: 1 P: 9	R: 0 E: 0 K: 1 S: 7 H: 2 LOB: 2 BB: 0 P: 7	R: 0 E: 0 K: 0 S: 3 H: 1 LOB: 0 BB: 0 P: 3	R: 0 E: 0 K: 2 S: 8 H: 1 LOB: 1 BB: 0 P: 8	R: 0 E: 0 K: 0 S: 3 H: 1 LOB: 0 BB: 0 P: 3	R: 2 E: 0 K: 0 S: 5 H: 2 LOB: 1 BB: 1 P: 9	R: 0 E: 0 K: 2 S: 8 H: 1 LOB: 1 BB: 0 P: 8	R: 1 E: 0 K: 0 S: 5 H: 2 LOB: 2 BB: 1 P: 9	1B: 10 2B: 2 3B: 0 HR: 2 SF: 0 SAC: 0 DP: 1 HBP: 0						

livebaseballscorecards.com

AB	39
R	4
H	14
RBI	4
BB	4
SO	5
LOB	20

PITCHER		IP	WLS	BF	H	R	ER	SO	BB	IBB	HBP	BLK	WP	HR	S	P	ERA	WHIP
Randy O'Neal, R ERA: 4.05	(1, 1)	6.2	W	32	11	3	3	3	3	0	0	0	0	2	35	47	4.05	2.100
Charlie Puleo, R ERA:	(7, 1)	1.1		5	1	0	0	2	0	0	0	0	0	0	9	9	0.00	0.750
Ed Olwine, L ERA: 9.0	(9, 1)	1.0		6	2	1	1	0	1	0	0	0	0	0	5	9	9.00	3.000

PITCHER	IP	WLS	BF	H	R	ER	SO	BB	IBB	HBP	BLK	WP	HR	S	P	ERA	WHIP

New York Mets @ Philadelphia Phillies

Veterans Stadium, Philadelphia, PA

Tue Apr 14 1987, 7:05 PM EDT

Att. 22,836 - Unknown

TOP

livebaseballscorecards.com

Batter	1	2	3	4	5	6	7	8	9	AB	R	H	RBI	BB	SO	LOB
Mookie Wilson, S (1, 8) OBP: 0.250, SLG: 0.250 Jesse Orosco, R (9, 1)	4-3		6-3	P3		F8			E9 E 2-H 1B	5	1	1	1	0	0	3
										0	0	0	0	0	0	0
Tim Teufel, R (1, 4) OBP: 0.333, SLG: 0.500 Wally Backman, S (7, PH) OBP: 0.300, SLG: 0.350 (7, 4)	1-3		6-3		G4-6-3 1B		L6		E4 3-H	3	0	1	0	0	0	0
										2	0	0	0	0	0	0
Keith Hernandez, L (1, 3) OBP: 0.231, SLG: 0.208	K 1B 2B		BBB 4-0 FC5-4 BB		G4-6-3 1-2f		F9		F7	4	1	0	0	1	1	2
Gary Carter, R (1, 2) OBP: 0.308, SLG: 0.423	1-3 2B 1B		FC5-4 1-2f		5-3		SSS K		F7	5	1	1	0	0	1	2
Darryl Strawberry, L (1, 9) OBP: 0.417, SLG: 0.857	1-H 3-H 2B			SSS K		BBBB S HR BB		F7		3	1	1	2	1	1	0
Kevin McReynolds, R (1, 7) OBP: 0.391, SLG: 0.737	K			1B BB FC5-4 1B		F8 1-2		F8		4	1	1	0	0	1	2
Howard Johnson, S (1, 5) OBP: 0.435, SLG: 0.526		E4 G4-6-3		BBB 4-0 FC5-4 1B 1-2 BB		2-H HR		SSS K		3	1	1	2	1	1	0
Rafael Santana, R (1, 6) OBP: 0.150, SLG: 0.105 Lenny Dykstra, L (9, PH) OBP: 0.421, SLG: 0.765 (9, 8)		G4-6-3 1-2f		FC5-4 1-2 2-3 1B		BBBB BB			BBB 4-0 S E BB	2	0	1	0	1	0	1
										0	1	0	0	1	0	0
Ron Darling, R (1, 1) Lee Mazzilli, S (9, PH) Al Pedrique, R (9, 6)		6-3		FC5-4 1-2f 2-3 3-H		SSS K			SSS K 1-2	3	0	0	1	0	1	3
										1	0	0	0	0	1	1
										0	0	0	0	0	0	0

	AB	35
	R	7
	H	7
	RBI	6
	BB	5
	SO	7
	LOB	14

Inning Stats																												
	R: 2	H: 2	R: 0	H: 0	R: 0	H: 0	R: 1	H: 2	R: 0	H: 1	R: 2	H: 1	R: 0	H: 0	R: 0	H: 0	R: 2	H: 1	1B: 5	SF: 0	WP: 0	PA: 40
	E: 0	LOB: 1	E: 1	LOB: 0	E: 0	LOB: 1	E: 0	LOB: 2	E: 0	LOB: 0	E: 0	LOB: 1	E: 0	LOB: 0	E: 0	LOB: 0	E: 2	LOB: 1	2B: 1	SAC: 0	PB: 1	
	K: 2	BB: 0	K: 0	BB: 0	K: 0	BB: 1	K: 1	BB: 1	K: 0	BB: 0	K: 1	BB: 2	K: 1	BB: 0	K: 1	BB: 0	K: 1	BB: 1	3B: 0	DP: 2	SB: 2	
	S: 10	P: 10	S: 3	P: 3	S: 3	P: 7	S: 7	P: 11	S: 3	P: 3	S: 6	P: 14	S: 5	P: 5	S: 5	P: 5	S: 7	P: 11	HR: 1	HBP: 0	CS: 0	

PITCHER		IP	WLS	BF	H	R	ER	SO	BB	IBB	HBP	BLK	WP	HR	S	P	ERA	WHIP
Bruce Ruffin, L ERA: 6.55	(1, 1)	5.1		26	6	5	3	3	4	0	0	0	0	1	28	44	5.06	1.875
Michael Jackson, R ERA:	(6, 1)	2.2		8	0	0	0	3	0	0	0	0	0	0	14	14	0.00	0.000
Steve Bedrosian, R ERA: 11.25	(9, 1)	1.0	L	6	1	2	1	1	1	0	0	0	0	0	7	11	9.00	2.000

PITCHER	IP	WLS	BF	H	R	ER	SO	BB	IBB	HBP	BLK	WP	HR	S	P	ERA	WHIP

New York Mets @ Philadelphia Phillies

Veterans Stadium, Philadelphia, PA

Tue Apr 14 1987, 7:05 PM EDT

Att. 22,836 - Unknown

BOTTOM

Batter	1	2	3	4	5	6	7	8	9	AB	R	H	RBI	BB	SO	LOB
Milt Thompson, L (1, 8) OBP: 0.348, SLG: 0.409	5-3		1-3		2B		L5		5-3	5	1	1	0	0	0	0
Juan Samuel, R (1, 4) OBP: 0.375, SLG: 0.333	BB		BLK 1B		2B BB		K		P3	3	1	1	0	2	1	0
Von Hayes, L (1, 3) OBP: 0.484, SLG: 0.417	L5		3-1 1-2		1-H 2-H HR 2B		1B		BB	4	1	2	2	1	0	2
Mike Schmidt, R (1, 5) OBP: 0.400, SLG: 0.692	K			1B G5-4-3 BB	2-H HR		F4		F8	4	2	1	2	1	1	3
Mike Easler, L (1, 7) OBP: 0.462, SLG: 0.600		5-3 1B		G5-4-3 1-3 1B	1B			1B S 1B		4	0	4	0	0	0	0
Chris James, R (8, PR) (9, 7) OBP: 0.100, SLG: 0.100										0	0	0	0	0	0	0
Lance Parrish, R (1, 2) OBP: 0.333, SLG: 0.200		K		G5-4-3 1-2f 3-H	F4			1-3 1B		4	0	1	0	0	1	3
Ron Roenicke, S (1, 9)		5-3 1-2		F8		B1-3		F6		4	0	0	0	0	0	3
Steve Jeltz, S (1, 6) OBP: 0.240, SLG: 0.208		4-3			G1-6-4 1B	K		F8		3	0	1	0	0	1	1
Greg Gross, L (8, PH)										1	0	0	0	0	0	2
Steve Bedrosian, R (9, 1)										0	0	0	0	0	0	0
Bruce Ruffin, S (1, 1)			K		G1-6-4 1-2f	K		F7		2	0	0	0	0	1	1
Michael Jackson, R (6, 1)										1	0	0	0	0	1	0
Luis Aguayo, R (8, PH)										1	0	0	0	0	0	2
(9, 6)																
Inning Stats	R: 0 E: 0 K: 1 S: 5 H: 0 LOB: 1 BB: 1 P: 9	R: 0 E: 0 K: 1 S: 6 H: 1 LOB: 1 BB: 0 P: 6	R: 0 E: 0 K: 1 S: 6 H: 1 LOB: 1 BB: 0 P: 6	R: 1 E: 0 K: 0 S: 3 H: 1 LOB: 0 BB: 1 P: 7	R: 4 E: 0 K: 0 S: 7 H: 5 LOB: 1 BB: 1 P: 11	R: 0 E: 0 K: 2 S: 7 H: 0 LOB: 0 BB: 0 P: 7	R: 0 E: 0 K: 1 S: 6 H: 1 LOB: 1 BB: 0 P: 6	R: 0 E: 0 K: 0 S: 5 H: 2 LOB: 2 BB: 0 P: 5	R: 0 E: 0 K: 0 S: 3 H: 0 LOB: 1 BB: 1 P: 7	1B: 8 2B: 2 3B: 0 HR: 1	SF: 0 SAC: 0 DP: 2 HBP: 0						

livebaseballscorecards.com

	AB	36
	R	5
	H	11
	RBI	4
	BB	4
	SO	6
	LOB	17

WP: 0 PB: 0 SB: 1 CS: 0 PA: 40

PITCHER		IP	WLS	BF	H	R	ER	SO	BB	IBB	HBP	BLK	WP	HR	S	P	ERA	WHIP
Ron Darling, R ERA: 4.4	(1, 1)	8.0	W	36	11	5	5	6	3	0	0	1	0	1	45	57	5.62	1.750
Jesse Orosco, L ERA: 1.8	(9, 1)	1.0	S	4	0	0	0	0	1	0	0	0	0	0	3	7	0.00	1.000

PITCHER	IP	WLS	BF	H	R	ER	SO	BB	IBB	HBP	BLK	WP	HR	S	P	ERA	WHIP

Batter	1	2	3	4	5	6	7	8	9	AB	R	H	RBI	BB	SO	LOB
Lenny Dykstra, L (1, 8) OBP: 0.391, SLG: 0.650	BBBB 4-0 G3 S FC5-2 BB		x 0-0 ② F8			x 0-0 ① 4-3	x 0-0 ③ F6			3	0	0	0	1	0	3
Wally Backman, S (1, 4) OBP: 0.292, SLG: 0.333	x 0-0 ① G3 1-3		x 0-0 2-H 1B			x 0-0 ② 4-3		SSS 0-3 ① K		4	0	1	1	0	1	1
Keith Hernandez, L (1, 3) OBP: 0.200, SLG: 0.179	x 0-0 ② FC5-2 FC6-4 3-H		x 0-0 ③ F6			x 0-0 ③ F7		SSS 0-3 ② K		4	0	0	0	0	1	2
Gary Carter, R (1, 2) OBP: 0.300, SLG: 0.500	x 0-0 ③ FC6-4 1-2f			x 0-0 ① F6			x 0-0 HR	x 0-0 ③ 4-3		4	1	1	1	0	0	1
Darryl Strawberry, L (1, 9) OBP: 0.429, SLG: 0.960		x 0-0 ① F5		x 0-0 ② F8			x 0-0 HR		x 0-0 F9 E 2B	4	2	2	1	0	0	0
Kevin McReynolds, R (1, 7) OBP: 0.333, SLG: 0.609		SSS 0-3 ② K		x 0-0 ③ 5-3			x 0-0 ① F6		x 0-0 ① F9 2-3	4	0	0	0	0	1	1
Howard Johnson, S (1, 5) OBP: 0.444, SLG: 0.476		SSS 0-3 ③ K			BBBB 4-0 7-3 BB		BBBB 4-0 1B S BB		SSS 0-3 ② K	2	0	0	0	2	2	1
Rafael Santana, R (1, 6) OBP: 0.208, SLG: 0.174			x 0-0 SH3-4 1B 1B		x 0-0 ① ② 7-3 1-2f		x 0-0 1-3 1B		x 0-0 FC6 PB 3-H	4	1	2	0	0	0	1
Sid Fernandez, L (1, 1) Lee Mazzilli, S (7, PH) David Cone, L (7, 1) Doug Sisk, R (9, 1)			x 0-0 ① SH3-4 1-2		x 0-0 ③ G3		x 0-0 ② P3		SSS 0-3 ③ K 1-2	1 1 1 0	0 0 0 0	0 0 0 0	0 0 0 0	0 0 1 0	0 0 1 0	0 2 1 0
Inning Stats	R: 0 H: 0 E: 0 LOB: 1 K: 0 BB: 1 S: 3 P: 7	R: 0 H: 0 E: 0 LOB: 0 K: 2 BB: 0 S: 7 P: 7	R: 1 H: 2 E: 0 LOB: 1 K: 0 BB: 0 S: 5 P: 5	R: 0 H: 0 E: 0 LOB: 0 K: 0 BB: 0 S: 3 P: 3	R: 0 H: 0 E: 0 LOB: 0 K: 0 BB: 1 S: 2 P: 6	R: 0 H: 0 E: 0 LOB: 0 K: 0 BB: 0 S: 3 P: 3	R: 2 H: 3 E: 0 LOB: 2 K: 0 BB: 1 S: 6 P: 10	R: 0 H: 0 E: 0 LOB: 0 K: 2 BB: 0 S: 7 P: 7	R: 1 H: 1 E: 1 LOB: 1 K: 2 BB: 0 S: 9 P: 9	1B: 3 SF: 0 2B: 2 SAC: 1 3B: 0 DP: 1 HR: 2 HBP: 0				WP: 0 PA: 36 PB: 1 SB: 2 CS: 0		

TOP

New York Mets @ Philadelphia Phillies

Veterans Stadium, Philadelphia, PA

Wed Apr 15 1987, 7:05 PM EDT

Att. 21,995 - Unknown

livebaseballscorecards.com

AB	32
R	4
H	6
RBI	3
BB	3
SO	6
LOB	13

PITCHER		IP	WLS	BF	H	R	ER	SO	BB	IBB	HBP	BLK	WP	HR	S	P	ERA	WHIP
Kevin Gross, R ERA: 2.92	(1, 1)	6.0	L	21	2	1	1	2	2	0	0	0	0	0	23	31	1.50	0.667
Kent Tekulve, R ERA: 4.26	(7, 1)	0.1		5	3	2	2	0	1	0	0	0	0	2	4	8	54.00	12.000
Dan Schatzeder, L ERA: 1.04	(7, 1)	2.2		10	1	1	0	4	0	0	0	0	0	0	18	18	0.00	0.375

PITCHER		IP	WLS	BF	H	R	ER	SO	BB	IBB	HBP	BLK	WP	HR	S	P	ERA	WHIP

Batter	1	2	3	4	5	6	7	8	9	AB	R	H	RBI	BB	SO	LOB
Milt Thompson, L (1, 8) OBP: 0.357, SLG: 0.407	K	4-3			5-3		BB, 1B		6-3, BB, 1B	5	0	2	0	0	1	2
Juan Samuel, R (1, 4) OBP: 0.351, SLG: 0.290	S, BB		K		P3		F6		F9	4	0	0	0	1	1	3
Von Hayes, L (1, 3) OBP: 0.500, SLG: 0.385	F2		K		BB		BB		6-3, BB	2	0	0	0	3	1	1
Mike Schmidt, R (1, 5) OBP: 0.429, SLG: 0.655	BB		1B		BB		F9		6-3	3	0	1	1	2	0	4
Lance Parrish, R (1, 2) OBP: 0.276, SLG: 0.160	K		K		F8		F9		G3	5	0	0	0	0	2	9
Mike Easler, L (1, 7) OBP: 0.400, SLG: 0.517		F7		F8		F7		F7		4	0	0	0	0	0	0
Chris James, R (1, 9) OBP: 0.214, SLG: 0.308		4-3		4-3, BB		3B		K		3	0	1	0	1	1	0
Steve Jeltz, S (1, 6) OBP: 0.207, SLG: 0.179		E1, E		4-3		5-3		1-3		4	0	0	0	0	0	2
Kevin Gross, R (1, 1) Rick Schu, R (6, PH) Kent Tekulve, R (7, 1) Dan Schatzeder, L (7, 1) OBP: 0.333, SLG: 0.333 Greg Gross, L (9, PH) OBP: 0.333, SLG: 0.200		E6		G1-5-3		F9			BB, 1B, 6-3, 1B	2 1 0 0 1	0 0 0 0 1	0 0 0 0 1	0 0 0 0 1	0 0 0 0 0	0 0 0 0 0	2 1 0 0 0
Inning Stats	R: 0, E: 0, K: 2, S: 7; H: 0, LOB: 2, BB: 2, P: 15	R: 0, E: 2, K: 0, S: 5; H: 0, LOB: 2, BB: 0, P: 5	R: 0, E: 0, K: 3, S: 10; H: 1, LOB: 1, BB: 0, P: 10	R: 0, E: 0, K: 0, S: 3; H: 0, LOB: 1, BB: 1, P: 7	R: 0, E: 0, K: 0, S: 3; H: 0, LOB: 2, BB: 2, P: 11	R: 0, E: 0, K: 0, S: 4; H: 1, LOB: 1, BB: 0, P: 4	R: 0, E: 0, K: 0, S: 4; H: 1, LOB: 2, BB: 1, P: 8	R: 0, E: 0, K: 1, S: 5; H: 0, LOB: 0, BB: 0, P: 5	R: 1, E: 0, K: 0, S: 5; H: 2, LOB: 2, BB: 1, P: 9	1B: 4, 2B: 0, 3B: 1, HR: 0; SF: 0, SAC: 0, DP: 0, HBP: 0						WP: 0, PB: 0, SB: 1, CS: 0; PA: 41	

PITCHER		IP	WLS	BF	H	R	ER	SO	BB	IBB	HBP	BLK	WP	HR	S	P	ERA	WHIP
Sid Fernandez, L ERA: 2.08	(1, 1)	6.0	W	27	2	0	0	5	5	0	0	0	0	0	32	52	0.00	1.167
David Cone, R ERA: 3.38	(7, 1)	2.1		12	3	1	1	1	2	0	0	0	0	0	12	20	3.86	2.143
Doug Sisk, R ERA: 5.79	(9, 1)	0.2	S	2	0	0	0	0	0	0	0	0	0	0	2	2	0.00	0.000

PITCHER	IP	WLS	BF	H	R	ER	SO	BB	IBB	HBP	BLK	WP	HR	S	P	ERA	WHIP

BOTTOM

New York Mets @ Philadelphia Phillies

Veterans Stadium, Philadelphia, PA

Wed Apr 15 1987, 7:05 PM EDT

Att. 21,995 - Unknown

livebaseballscorecards.com

AB	34
R	1
H	5
RBI	1
BB	7
SO	6
LOB	24

Batter	1	2	3	4	5	6	7	8	9	AB	R	H	RBI	BB	SO	LOB
Lenny Dykstra, L (1, 8) OBP: 0.429, SLG: 0.760	FC5-2 3B	E 2B 1-3	K		F6			FC6-4 1B		5	1	3	0	0	1	0
Wally Backman, S (1, 4) OBP: 0.345, SLG: 0.333	FC5-2 BB BB BB	E8 3B 2-H 3-H 1B		1B SF6 BB		K		L4		3	3	1	2	2	1	1
Keith Hernandez, L (1, 3) OBP: 0.235, SLG: 0.194	BB BB FC5-2 BB 1-2	F8		E SF6 1B 1-3		4-3		FC6-4 1-2f		3	2	1	0	1	0	1
Lee Mazzilli, S (6, 3)										1	0	0	0	0	0	1
Gary Carter, R (1, 2) OBP: 0.294, SLG: 0.529	FC5-2 BB BB 1-2 2-3 3-H	HR 3B 2-H		K		6-3			F8	4	1	1	1	0	1	5
Barry Lyons, R (6, 2)										1	0	0	0	0	0	0
Darryl Strawberry, L (1, 9) OBP: 0.438, SLG: 1.037	BB 1-2 2-3 3-H BB	HR 3-H		SF6 1-2 3-H			K		6-3 2B	2	1	1	4	1	1	0
Mookie Wilson, S (8, 9) OBP: 0.308, SLG: 0.385										1	0	1	0	0	0	0
Kevin McReynolds, R (1, 7) OBP: 0.313, SLG: 0.536	K	F9		E5 2-H			FC6-4 1B		6-3 2-3	5	0	1	0	0	1	4
Howard Johnson, S (1, 5) OBP: 0.406, SLG: 0.400	BB 1-2 2-3 3-H	F6		F9			K		F5	4	0	0	1	1	1	3
Rafael Santana, R (1, 6) OBP: 0.179, SLG: 0.148	F5	K		P3			FC6-4 1-2f			4	0	0	0	0	1	4
Rick Aguilera, R (1, 1) OBP: 0.333, SLG: 0.333		E 2B 1B	K	K				K		4	1	1	0	0	3	0
Terry Leach, R (9, 1)										0	0	0	0	0	0	0
Inning Stats	R: 2 E: 0 K: 1 S: 6 H: 1 LOB: 3 BB: 4 P: 22	R: 5 E: 1 K: 0 S: 8 H: 5 LOB: 0 BB: 0 P: 8	R: 0 E: 0 K: 3 S: 9 H: 0 LOB: 0 BB: 0 P: 9	R: 2 E: 1 K: 1 S: 7 H: 1 LOB: 1 BB: 1 P: 11	R: 0 E: 0 K: 1 S: 5 H: 0 LOB: 0 BB: 0 P: 5	R: 0 E: 0 K: 1 S: 5 H: 0 LOB: 0 BB: 0 P: 5	R: 0 E: 0 K: 2 S: 8 H: 1 LOB: 1 BB: 0 P: 8	R: 0 E: 0 K: 1 S: 6 H: 1 LOB: 1 BB: 0 P: 6	R: 0 E: 0 K: 0 S: 4 H: 1 LOB: 1 BB: 0 P: 4	1B: 5 2B: 2 3B: 2 HR: 1	SF: 1 SAC: 0 DP: 0 HBP: 0						

TOP

New York Mets @ Philadelphia Phillies

Veterans Stadium, Philadelphia, PA

Thu Apr 16 1987, 7:05 PM EDT

Att. 16,350 - Unknown

livebaseballscorecards.com

AB	37
R	9
H	10
RBI	8
BB	5
SO	10
LOB	19

PITCHER		IP	WLS	BF	H	R	ER	SO	BB	IBB	HBP	BLK	WP	HR	S	P	ERA	WHIP
Joe Cowley, R ERA: 48.6	(1, 1)	1.0	L	11	4	5	5	1	4	0	0	0	0	0	9	25	45.00	8.000
Tom Hume, R ERA: 8.22	(2, 1)	1.0		5	2	2	2	0	0	0	0	0	0	1	5	5	18.00	2.000
Michael Jackson, R ERA: 0.87	(3, 1)	3.0		12	1	2	1	5	1	0	0	0	0	0	21	25	3.00	0.667
Dan Schatzeder, L ERA: 0.77	(6, 1)	3.0		11	2	0	0	4	0	0	0	0	0	0	19	19	0.00	0.667
Steve Bedrosian, R ERA: 9.0	(9, 1)	1.0		4	1	0	0	0	0	0	0	0	0	0	4	4	0.00	1.000

PITCHER	IP	WLS	BF	H	R	ER	SO	BB	IBB	HBP	BLK	WP	HR	S	P	ERA	WHIP

New York Mets @ Philadelphia Phillies

Veterans Stadium, Philadelphia, PA

Thu Apr 16 1987, 7:05 PM EDT

Att. 16,350 - Unknown

livebaseballscorecards.com

BOTTOM

Batter	1	2	3	4	5	6	7	8	9	AB	R	H	RBI	BB	SO	LOB
Milt Thompson, L (1, 8) OBP: 0.303, SLG: 0.344	K		4-3			F7	5-3		4-3	5	0	0	0	0	1	1
Juan Samuel, R (1, 4) OBP: 0.381, SLG: 0.361	4-3		G3-6-3 1B			WP WP 1B 1B		2B 2B	F4	5	2	3	0	0	0	0
Von Hayes, L (1, 3) OBP: 0.487, SLG: 0.357	BB		G3-6-3 1-2f			K 1-2		4-3		2	0	0	0	1	1	2
Greg Gross, L (8, PH) (9, 3) OBP: 0.286, SLG: 0.167										1	0	0	0	0	0	1
Mike Schmidt, R (1, 5) OBP: 0.405, SLG: 0.613	K			F7		E 2-H 1B		1B 2B		2	0	0	0	0	1	1
Luis Aguayo, R (5, 5) OBP: 0.500, SLG: 0.750										2	1	2	2	0	0	0
Mike Easler, L (1, 7) OBP: 0.382, SLG: 0.485		4-3		3-1		E4 1-2		BB 2-H 1B		4	0	1	1	0	0	1
Lance Parrish, R (1, 2) OBP: 0.303, SLG: 0.179		1B 1B		F4		K		BB 1-2		3	0	1	0	1	1	2
Glenn Wilson, R (1, 9) OBP: 0.296, SLG: 0.360		1-2 1B			K		6-3 1B	K		1	0	1	0	0	0	0
Chris James, R (5, 9) OBP: 0.235, SLG: 0.313										3	0	1	0	0	2	2
Steve Jeltz, S (1, 6) OBP: 0.212, SLG: 0.161		K			G1-6-3 BB		6-3 1-2	1-3		3	0	0	0	1	1	5
Joe Cowley, R (1, 1)		F6			G1-6-3 1-2f		K		G3	0	0	0	0	0	0	0
Tom Hume, R (2, 1)										0	0	0	0	0	0	0
Rick Schu, R (2, PH)										1	0	0	0	0	0	2
Michael Jackson, R (3, 1)										0	0	0	0	0	0	0
Dan Schatzeder, L (5, PH) (6, 1) OBP: 0.200, SLG: 0.200										2	0	0	0	0	1	2
Steve Bedrosian, R (9, 1)										0	0	0	0	0	0	0
Ron Roenicke, S (9, PH)										1	0	0	0	0	0	0
Inning Stats	R: 0 E: 0 K: 2 S: 7 H: 0 LOB: 1 BB: 1 P: 11	R: 0 E: 0 K: 1 S: 7 H: 2 LOB: 2 BB: 0 P: 7	R: 0 E: 0 K: 0 S: 3 H: 1 LOB: 0 BB: 0 P: 3	R: 0 E: 0 K: 0 S: 3 H: 0 LOB: 0 BB: 0 P: 3	R: 0 E: 0 K: 1 S: 4 H: 0 LOB: 0 BB: 1 P: 8	R: 1 E: 1 K: 2 S: 10 H: 2 LOB: 2 BB: 0 P: 10	R: 0 E: 0 K: 1 S: 6 H: 1 LOB: 1 BB: 0 P: 6	R: 2 E: 0 K: 1 S: 8 H: 3 LOB: 2 BB: 1 P: 12	R: 0 E: 0 K: 0 S: 3 H: 0 LOB: 0 BB: 0 P: 3	1B: 7 2B: 2 3B: 0 HR: 0 SF: 0 SAC: 0 DP: 2 HBP: 0						

AB	35
R	3
H	9
RBI	3
BB	3
SO	8
LOB	19

WP: 2 PB: 0 SB: 0 CS: 0 PA: 38

PITCHER		IP	WLS	BF	H	R	ER	SO	BB	IBB	HBP	BLK	WP	HR	S	P	ERA	WHIP
Rick Aguilera, R ERA: 3.38	(1, 1)	8.0	W	35	9	3	3	8	3	0	0	0	2	0	48	60	3.38	1.500
Terry Leach, R ERA: 3.0	(9, 1)	1.0		3	0	0	0	0	0	0	0	0	0	0	3	3	0.00	0.000

PITCHER	IP	WLS	BF	H	R	ER	SO	BB	IBB	HBP	BLK	WP	HR	S	P	ERA	WHIP

Batter	1	2	3	4	5	6	7	8	9	AB	R	H	RBI	BB	SO	LOB
Mookie Wilson, S (1, 8) OBP: 0.333, SLG: 0.500	F9		4-3		1B 3B		K		G6-4-3 1B	5	1	2	0	0	1	0
Tim Teufel, R (1, 4) OBP: 0.455, SLG: 0.545	4-3 1B 1B		E8 1B 1B		G1-4-3 BB 3-H 1B		K		G6-4-3 1-2f	5	2	3	1	0	1	1
Keith Hernandez, L (1, 3) OBP: 0.263, SLG: 0.206	4-3 1-2		K		G1-4-3 1-2 BB		BB 1B			3	0	1	0	1	1	2
Gary Carter, R (1, 2) OBP: 0.342, SLG: 0.541	1B 2-H 1B		2-H 1B		G1-4-3 1-2f 2-3		1-2 BB			3	0	2	2	1	0	2
Darryl Strawberry, L (1, 9) OBP: 0.417, SLG: 0.935	1-2 1B		F7		1-3		1-3			4	0	1	0	0	0	4
Kevin McReynolds, R (1, 7) OBP: 0.333, SLG: 0.531	F9			1B		F8		5-3 1B		4	0	2	0	0	0	2
Howard Johnson, S (1, 5) OBP: 0.361, SLG: 0.345		F7		F8		5-3		5-3 1-2		4	0	0	0	0	0	2
Rafael Santana, R (1, 6) OBP: 0.188, SLG: 0.161		6-3		K		1B		6-3		4	0	1	0	0	1	1
Bob Ojeda, L (1, 1) Gene Walter, L (8, 1) Lenny Dykstra, L (9, PH) OBP: 0.414, SLG: 0.731		4-3		K		K			K	3 0 1	0 0 0	0 0 0	0 0 0	2 0 1	2 0 0	2 0 0
Inning Stats	R: 1 E: 0 K: 0 S: 6 H: 3 LOB: 2 BB: 0 P: 6	R: 0 E: 0 K: 0 S: 3 H: 0 LOB: 0 BB: 0 P: 3	R: 1 E: 1 K: 1 S: 7 H: 2 LOB: 1 BB: 0 P: 7	R: 0 E: 0 K: 2 S: 8 H: 1 LOB: 1 BB: 0 P: 8	R: 1 E: 0 K: 0 S: 4 H: 2 LOB: 1 BB: 1 P: 8	R: 0 E: 0 K: 1 S: 6 H: 1 LOB: 1 BB: 0 P: 6	R: 0 E: 0 K: 2 S: 8 H: 1 LOB: 2 BB: 1 P: 12	R: 0 E: 0 K: 0 S: 3 H: 1 LOB: 0 BB: 0 P: 3	R: 0 E: 0 K: 1 S: 5 H: 1 LOB: 0 BB: 0 P: 5	1B: 11 2B: 0 3B: 1 HR: 0 SF: 0 SAC: 0 DP: 2 HBP: 0						

TOP

New York Mets @ St. Louis Cardinals

Busch Stadium, St. Louis, MO

Fri Apr 17 1987, 7:05 PM CDT

Att. 43,699 - Unknown

livebaseballscorecards.com

AB	36
R	3
H	12
RBI	3
BB	2
SO	7
LOB	16

PITCHER		IP	W/L/S	BF	H	R	ER	SO	BB	IBB	HBP	BLK	WP	HR	S	P	ERA	WHIP
John Tudor, L ERA: 6.06	(1, 1)	6.0	W	27	9	3	2	4	1	0	0	0	0	0	34	38	3.00	1.667
Ricky Horton, L ERA: 1.0	(7, 1)	3.0	S	11	3	0	0	3	1	0	0	0	0	0	16	20	0.00	1.333

PITCHER	IP	W/L	BF	H	R	ER	SO	BB	IBB	HBP	BLK	WP	HR	S	P	ERA	WHIP

New York Mets @ St. Louis Cardinals

Busch Stadium, St. Louis, MO

Fri Apr 17 1987, 7:05 PM CDT

Att. 43,699 - Unknown

livebaseballscorecards.com

BOTTOM

Batter	1	2	3	4	5	6	7	8	9	AB	R	H	RBI	BB	SO	LOB
Vince Coleman, S (1, 7) OBP: 0.368, SLG: 0.281	BBBB 4-0 F8 S 5-3 BB		x 0-0 ① 6-3		x 0-0 E6 1-3 1B 1B		SSS 0-3 ③ K			3	2	1	0	1	1	0
Ozzie Smith, S (1, 6) OBP: 0.333, SLG: 0.308	x 0-0 ① F8 1-3		x 0-0 ② F8		x 0-0 ② P3			x 0-0 ① 5-3		4	0	0	0	0	0	3
Tom Herr, S (1, 4) OBP: 0.317, SLG: 0.333	x 0-0 ② 5-3 3-H		x 0-0 ③ F8		x 0-0 2-H 3-H 1B			x 0-0 ② 6-3		4	0	1	3	0	0	0
Jack Clark, R (1, 3) OBP: 0.441, SLG: 0.538 Tom Lawless, R (8, PR) Mike Laga, L (9, 3) OBP: 0.273, SLG: 0.500	x 0-0 ③ F9			SSS 0-3 ① K	x 0-0 ③ F9			x 0-0 FC6-4 1B		4 0 0	0 0 0	1 0 0	0 0 0	0 0 0	1 0 0	1 0 0
Willie McGee, S (1, 8) OBP: 0.323, SLG: 0.379		x 0-0 ① 1-3		x 0-0 2B		x 0-0 ① 6-3		x 0-0 ③ FC6-4 1-2f		4	0	1	0	0	0	1
Jim Lindeman, R (1, 9) OBP: 0.250, SLG: 0.629		x 0-0 1B 2B		x 0-0 ② F9		SSS 0-3 ② K				3	1	1	0	0	1	1
Terry Pendleton, S (1, 5) OBP: 0.297, SLG: 0.432		x 0-0 ② F9		x 0-0 ③ 6-3		x 0-0 ③ F9				3	0	0	0	0	0	2
Steve Lake, R (1, 2) OBP: 0.333, SLG: 0.571		x 0-0 2-H 1B			x 0-0 ① 1-3		x 0-0 ① P4			3	0	1	1	0	0	0
John Tudor, L (1, 1) OBP: 0.333, SLG: 0.333 Ricky Horton, L (7, 1)		x 0-0 ③ P6			x 0-0 E 1B		x 0-0 ② 4-3			2 1	1 0	1 0	0 0	0 0	0 0	1 0
Inning Stats	R: 1 H: 0 E: 0 LOB: 0 K: 0 BB: 1 S: 3 P: 7	R: 1 H: 2 E: 0 LOB: 1 K: 0 BB: 0 S: 5 P: 5	R: 0 H: 0 E: 0 LOB: 0 K: 0 BB: 0 S: 3 P: 3	R: 0 H: 1 E: 0 LOB: 1 K: 1 BB: 0 S: 6 P: 6	R: 2 H: 3 E: 1 LOB: 1 K: 0 BB: 0 S: 6 P: 6	R: 0 H: 0 E: 0 LOB: 0 K: 1 BB: 0 S: 5 P: 5	R: 0 H: 0 E: 0 LOB: 0 K: 1 BB: 0 S: 5 P: 5	R: 0 H: 1 E: 0 LOB: 1 K: 0 BB: 0 S: 4 P: 4		1B: 5 SF: 0 2B: 2 SAC: 0 3B: 0 DP: 0 HR: 0 HBP: 0						WP: 0 PA: 32 PB: 0 SB: 1 CS: 0	

	AB	31
	R	4
	H	7
	RBI	4
	BB	1
	SO	3
	LOB	9

PITCHER		IP	WLS	BF	H	R	ER	SO	BB	IBB	HBP	BLK	WP	HR	S	P	ERA	WHIP
Bob Ojeda, L ERA: 3.5	(1, 1)	7.0	L	28	6	4	3	3	1	0	0	0	0	0	33	37	3.86	1.000
Gene Walter, L ERA:	(8, 1)	1.0		4	1	0	0	0	0	0	0	0	0	0	4	4	0.00	1.000

PITCHER	IP	WLS	BF	H	R	ER	SO	BB	IBB	HBP	BLK	WP	HR	S	P	ERA	WHIP

New York Mets @ St. Louis Cardinals

Busch Stadium, St. Louis, MO

Sat Apr 18 1987, 7:05 PM CDT

Att. 41,942 - Unknown

livebaseballscorecards.com

TOP

Batter	1	2	3	4	5	6	7	8	9	10	AB	R	H	RBI	BB	SO	LOB
Lenny Dykstra, L (1, 8) OBP: 0.400, SLG: 0.688	4-3	2-H 1B		F9 SF7 2B		F7		F7		G3 2-3	6	1	2	1	0	0	4
Wally Backman, S (1, 4) OBP: 0.353, SLG: 0.323	BB 1B 1B	1-3		F9 2-3			4-3		BB 1B BB	3-H BB	4	1	1	0	1	0	2
Tim Teufel, R (10, PH) OBP: 0.500, SLG: 0.545 (10, 4)											0	0	0	0	1	0	0
Keith Hernandez, L (1, 3) OBP: 0.273, SLG: 0.211	BB 1-2 1B		L9	SF7 3-H			L9		1B 1-2 1B BB	G1-4-3	4	1	1	1	1	0	1
Gary Carter, R (1, 2) OBP: 0.326, SLG: 0.488	FC5-4 1-2 2-3 BB		F8	5-3			F7		F8		4	0	0	0	1	0	2
Darryl Strawberry, L (1, 9) OBP: 0.415, SLG: 0.889	F5		HR 2B		K			CS 1B	L7		5	1	2	0	0	1	5
Kevin McReynolds, R (1, 7) OBP: 0.341, SLG: 0.500	FC5-4 1-2f		HR BB		6-3			F9	1B 1-2 2-H 1B		4	1	1	1	1	0	4
Jesse Orosco, R (9, 1)											0	0	0	0	0	0	0
Howard Johnson, S (1, 5) OBP: 0.390, SLG: 0.455		K	1-H 2-H HR		5-3			BB BB 1-2 BB	1-H 2-H 1B		4	1	2	4	1	1	0
(9, 7)																	
Rafael Santana, R (1, 6) OBP: 0.229, SLG: 0.206		SH1-4 1B 1B	1B			4-3		BB 1-2 BB		G3 SH3-4 WP BB	3	1	2	0	0	0	0
Lee Mazzilli, S (8, PH)											0	0	0	0	1	0	0
Al Pedrique, R (8, 6)											0	1	0	0	1	0	0
Ron Darling, R (1, 1)		SH1-4 1-2	K			K		BB 1-2 2-3 BB		SH3-4 1-2	1	0	0	0	0	1	1
David Cone, L (4, 1)											1	0	0	0	0	1	0
Mookie Wilson, S (8, PH) OBP: 0.368, SLG: 0.500											0	0	0	0	1	0	0
Gene Walter, L (8, 1)											0	0	0	0	0	0	0
Dave Magadan, L (9, 5)											0	0	0	0	0	0	0
Inning Stats	R: 0 E: 0 K: 0 S: 5 H: 2 LOB: 3 BB: 1 P: 9	R: 1 E: 0 K: 1 S: 7 H: 2 LOB: 1 BB: 0 P: 7	R: 3 E: 0 K: 1 S: 8 H: 3 LOB: 1 BB: 1 P: 12	R: 1 E: 0 K: 0 S: 4 H: 1 LOB: 0 BB: 0 P: 4	R: 0 E: 0 K: 1 S: 5 H: 0 LOB: 0 BB: 0 P: 5	R: 0 E: 0 K: 1 S: 5 H: 0 LOB: 0 BB: 0 P: 5	R: 0 E: 0 K: 0 S: 3 H: 0 LOB: 0 BB: 0 P: 3	R: 0 E: 0 K: 0 S: 3 H: 1 LOB: 3 BB: 3 P: 15	R: 2 E: 0 K: 0 S: 4 H: 2 LOB: 2 BB: 2 P: 12	R: 1 E: 0 K: 0 S: 3 H: 0 LOB: 1 BB: 2 P: 11	1B: 8 2B: 2 3B: 0 HR: 1 SF: 1 SAC: 2 DP: 0 HBP: 0						

WP: 1 PB: 0 SB: 0 CS: 1 PA: 48

	AB	36
	R	8
	H	11
	RBI	7
	BB	9
	SO	4
	LOB	19

PITCHER	IP	WLS	BF	H	R	ER	SO	BB	IBB	HBP	BLK	WP	HR	S	P	ERA	WHIP
Danny Cox, R (1, 1) ERA: 4.6	3.0		18	7	4	4	2	2	0	0	0	0	1	20	28	12.00	3.000
Pat Perry, L (4, 1) ERA: 2.0	4.0		14	2	1	1	2	0	0	0	0	0	0	18	18	2.25	0.500
Todd Worrell, R (8, 1) ERA: 4.91	1.0		7	0	2	2	0	5	0	0	0	0	0	2	22	18.00	5.000
Bill Dawley, R (9, 1) ERA: 3.0	1.1		6	2	1	1	0	1	0	0	0	0	0	5	9	6.75	2.250
Dave LaPoint, L (10, 1) ERA: 6.75	0.2	W	3	0	0	0	0	1	0	0	0	1	0	2	6	0.00	1.500

PITCHER	IP	WLS	BF	H	R	ER	SO	BB	IBB	HBP	BLK	WP	HR	S	P	ERA	WHIP

New York Mets @ St. Louis Cardinals

Busch Stadium, St. Louis, MO

Sat Apr 18 1987, 7:05 PM CDT
Att. 41,942 - Unknown

livebaseballscorecards.com

BOTTOM

Batter	1	2	3	4	5	6	7	8	9	10	AB	R	H	RBI	BB	SO	LOB
Vince Coleman, S (1, 7) OBP: 0.341, SLG: 0.263	K		K	BB, BB 1-2 1B		F5		1-3		G3 1-2 2-3	6	0	1	0	0	2	2
Ozzie Smith, S (1, 6) OBP: 0.417, SLG: 0.321	S 1B		1-3	BB 1-2 2-3 BB		2B BB			S E SH1-3 BB	HR BB	2	3	1	0	4	0	0
Tom Herr, S (1, 4) OBP: 0.391, SLG: 0.487	1-2 BB			1B 1B 1-2 2-3 3-H BB		1-H 2B			SH1-3 1-2	1-H 2-H 3-H HR	3	2	3	6	2	0	0
Jack Clark, R (1, 3) OBP: 0.410, SLG: 0.484	F7			1B 2B 1-2 1B K		K			K 2-H		5	1	1	0	0	3	6
Willie McGee, S (1, 8) OBP: 0.333, SLG: 0.382 Dave LaPoint, L (10, 1)	K			2B 1-2 2-H 1B	G5-4-3 1B		K		K		5 0	1 0	2 0	1 0	0 0	3 0	2 0
Jim Lindeman, R (1, 9) OBP: 0.256, SLG: 0.632 Tito Landrum, R (7, 9) OBP: 0.471, SLG: 0.308 (10, 8)	K			4-3 1B 1-H 2-H 2B	G5-4-3 1-2f		K			6-3 1B 1B	3 2	1 0	1 0	2 0	0 0	1 1	1 0
Terry Pendleton, S (1, 5) OBP: 0.310, SLG: 0.429	K			4-3 2-3	FC6-4 1B		K			1B 1B	5	1	2	0	0	2	1
Steve Lake, R (1, 2) OBP: 0.346, SLG: 0.538 Tom Lawless, R (10, PR)	1-3			BB BB 1B 3-H 1B	FC6-4 1-2f			P4		G3 1B 1-2 HR 1B	5 0	1 1	2 0	1 0	0 0	0 0	1 0
Danny Cox, R (1, 1) José Oquendo, S (3, PH) OBP: 0.467, SLG: 0.417 Pat Perry, L (4, 1) Todd Worrell, R (8, 1) Bill Dawley, R (9, 1) Curt Ford, L (10, 9) OBP: 0.800, SLG: 1.000 Tom Pagnozzi, R (10, PH) OBP: 0.500, SLG: 0.500		F8		K	5-3			K		G3 HR 1-2 2-H 1B	0 1 2 1 0 0 1	0 0 0 0 0 0 1	0 0 0 0 0 0 1	0 0 0 0 1 0 1	0 0 0 0 0 0 0	0 0 1 0 0 0 0	0 0 1 0 0 0 0
Inning Stats	R: 0 H: 1 E: 0 LOB: 2 K: 2 BB: 1 S: 8 P: 12	R: 0 H: 0 E: 0 LOB: 0 K: 2 BB: 0 S: 7 P: 7	R: 0 H: 0 E: 0 LOB: 0 K: 1 BB: 0 S: 5 P: 5	R: 5 H: 6 E: 0 LOB: 3 K: 2 BB: 2 S: 13 P: 21	R: 0 H: 2 E: 0 LOB: 1 K: 0 BB: 0 S: 4 P: 4	R: 1 H: 1 E: 0 LOB: 1 K: 1 BB: 1 S: 6 P: 10	R: 0 H: 0 E: 0 LOB: 0 K: 3 BB: 0 S: 9 P: 9	R: 0 H: 0 E: 0 LOB: 0 K: 1 BB: 0 S: 5 P: 5	R: 1 H: 0 E: 0 LOB: 0 K: 2 BB: 1 S: 7 P: 11	R: 5 H: 4 E: 0 LOB: 1 K: 0 BB: 1 S: 6 P: 10	1B: 11 SF: 0 2B: 2 SAC: 1 3B: 0 DP: 1 HR: 1 HBP: 0						

	AB	41
	R	12
	H	14
	RBI	11
	BB	6
	SO	14
	LOB	14

WP: 0 PA: 48
PB: 0
SB: 2
CS: 0

PITCHER		IP	WLS	BF	H	R	ER	SO	BB	IBB	HBP	BLK	WP	HR	S	P	ERA	WHIP
Ron Darling, R ERA: 6.0	(1, 1)	3.2		21	7	5	5	6	3	0	0	0	0	0	30	42	12.27	2.727
David Cone, R ERA: 3.12	(4, 1)	3.1		13	3	1	1	5	1	0	0	0	0	0	22	26	2.70	1.200
Gene Walter, L ERA:	(8, 1)	1.0		3	0	0	0	1	0	0	0	0	0	0	5	5	0.00	0.000
Jesse Orosco, L ERA: 8.1	(9, 1)	1.2	L	11	4	6	5	2	2	0	0	0	0	1	13	21	27.00	3.600

PITCHER		IP	WLS	BF	H	R	ER	SO	BB	IBB	HBP	BLK	WP	HR	S	P	ERA	WHIP

New York Mets @ St. Louis Cardinals

Busch Stadium, St. Louis, MO

Sun Apr 19 1987, 3:33 AM CDT

Att. 28,034 - Unknown

TOP

livebaseballscorecards.com

Batter	1	2	3	4	5	6	7	8	9	AB	R	H	RBI	BB	SO	LOB
Mookie Wilson, S (1, 8) (5, 7) OBP: 0.375, SLG: 0.478	S 1B		K		E1		1-3 2B 1B		5-3	5	1	2	0	0	1	1
Lee Mazzilli, S (1, 7)	F6		F9		F7		F4			3	0	0	0	0	0	3
Randy Myers, L (5, 1)										0	0	0	0	0	0	0
Gary Carter, R (7, PH) (7, 3) OBP: 0.318, SLG: 0.476										1	0	0	0	0	0	2
Keith Hernandez, L (1, 3) OBP: 0.292, SLG: 0.262	F8		1-2 1B		G3		1-H 3-H 2B			4	0	2	2	0	0	2
Doug Sisk, R (7, 1)										0	0	0	0	0	0	0
Darryl Strawberry, L (1, 9) OBP: 0.378, SLG: 0.800	F7 1-2		G3			4-3	3-1			4	0	0	0	0	0	4
Tim Teufel, R (1, 4) OBP: 0.438, SLG: 0.467		1B		6-3		K		L6		4	0	1	0	0	1	0
Howard Johnson, S (1, 5) OBP: 0.378, SLG: 0.417		K		F7		BB		F6		3	0	0	0	1	1	1
Barry Lyons, R (1, 2) OBP: 0.167, SLG: 0.167		F8		1B		F8		F9		4	0	1	0	0	0	2
Al Pedrique, R (1, 6)		F8		K			F9		4-3	4	0	0	0	0	1	2
Sid Fernandez, L (1, 1) OBP: 0.250, SLG: 0.250			1B 1B		F7		1B 2B BB		F7	1	0	1	0	0	0	0
Lenny Dykstra, L (5, PH) (5, 8) OBP: 0.395, SLG: 0.647										2	1	0	0	1	0	0

	AB	35
	R	2
	H	7
	RBI	2
	BB	2
	SO	4
	LOB	17

Inning Stats	1	2	3	4	5	6	7	8	9
	R: 0 E: 0 K: 0 S: 4 H: 1 LOB: 1 BB: 0 P: 4	R: 0 E: 0 K: 1 S: 6 H: 1 LOB: 1 BB: 0 P: 6	R: 0 E: 0 K: 1 S: 7 H: 2 LOB: 2 BB: 0 P: 7	R: 0 E: 0 K: 1 S: 6 H: 1 LOB: 1 BB: 0 P: 6	R: 0 E: 1 K: 0 S: 4 H: 0 LOB: 1 BB: 0 P: 4	R: 0 E: 0 K: 1 S: 5 H: 0 LOB: 1 BB: 1 P: 9	R: 2 E: 0 K: 0 S: 5 H: 2 LOB: 1 BB: 1 P: 9	R: 0 E: 0 K: 0 S: 3 H: 0 LOB: 0 BB: 0 P: 3	R: 0 E: 0 K: 0 S: 3 H: 0 LOB: 0 BB: 0 P: 3

	1B: 6	SF: 0	WP: 0	PA: 37
	2B: 1	SAC: 0	PB: 0	
	3B: 0	DP: 0	SB: 1	
	HR: 0	HBP: 0	CS: 0	

PITCHER		IP	WLS	BF	H	R	ER	SO	BB	IBB	HBP	BLK	WP	HR	S	P	ERA	WHIP
Greg Mathews, L ERA: 7.82	(1, 1)	6.2	W	30	7	2	2	4	2	0	0	0	0	0	36	44	2.70	1.350
Ricky Horton, L ERA: 0.79	(7, 1)	2.1	S	7	0	0	0	0	0	0	0	0	0	0	7	7	0.00	0.000

PITCHER	IP	WLS	BF	H	R	ER	SO	BB	IBB	HBP	BLK	WP	HR	S	P	ERA	WHIP

New York Mets @ St. Louis Cardinals

Busch Stadium, St. Louis, MO

Sun Apr 19 1987, 3:33 AM CDT

Att. 28,034 - Unknown

livebaseballscorecards.com

BOTTOM

Batter	1	2	3	4	5	6	7	8	9	AB	R	H	RBI	BB	SO	LOB
Vince Coleman, S (1, 7) OBP: 0.347, SLG: 0.244	S S S 0-3 K ①		B B B B 4-0 S 6-3 BB	x 0-0 B5 ①		B B B B 4-0 BB		x 0-0 FC5-4 1-2f ③		3	1	0	0	2	1	2
Ozzie Smith, S (1, 6) OBP: 0.375, SLG: 0.281	x 0-0 F8 ②		x 0-0 6-3 1-H ①	S S S 0-3 K ②		x 0-0 F9 ③				4	0	0	1	0	1	2
Tom Herr, S (1, 4) OBP: 0.380, SLG: 0.465	S S S 0-3 K ③		x 0-0 6-3 ②	x 0-0 L4 ③			x 0-0 E8 4-3 1B			4	0	1	0	0	1	1
Jack Clark, R (1, 3) OBP: 0.419, SLG: 0.514		x 0-0 1B FC1-2-5 2B	x 0-0 HR 1B		S S S 0-3 K ①		x 0-0 1-3 ①			4	1	2	0	0	1	1
Willie McGee, S (1, 8) OBP: 0.350, SLG: 0.474		x 0-0 FC1-2-5 S 2-3 1B	x 0-0 1-H HR		S S S 0-3 K ②		x 0-0 4-3 2-3 ②			4	1	2	2	0	1	1
Tito Landrum, R (1, 9) OBP: 0.476, SLG: 0.313		x 0-0 L6 1-2 ①	x 0-0 S 1B		B B B 4-0 BB		x 0-0 1-3 ③			3	0	1	0	1	0	3
Terry Pendleton, S (1, 5) OBP: 0.283, SLG: 0.391		x 0-0 FC1-2-5 2-3 3-H ②	x 0-0 F8 1-2 ③		x 0-0 F8 ③			x 0-0 F7 ①		4	0	0	0	0	0	4
Tom Pagnozzi, R (1, 2) OBP: 0.500, SLG: 1.000		I I I I 4-0 IBB		x 0-0 HR		x 0-0 F7 ①		x 0-0 5-3 ②		3	1	1	1	1	0	0
Greg Mathews, R (1, 1) OBP: 0.400, SLG: 0.400 Ricky Horton, L (7, 1) OBP: 0.333, SLG: 0.333		x 0-0 F8 ③		x 0-0 1B		x 0-0 6-3 ②		x 0-0 FC5-4 1B		3 1	0 0	1 1	0 0	0 0	0 0	3 0
Inning Stats	R: 0 E: 0 K: 2 S: 7 H: 0 LOB: 0 BB: 0 P: 7	R: 0 E: 0 K: 0 S: 5 H: 2 LOB: 3 BB: 1 P: 9	R: 3 E: 0 K: 0 S: 6 H: 3 LOB: 1 BB: 1 P: 10	R: 1 E: 0 K: 1 S: 7 H: 2 LOB: 1 BB: 0 P: 7	R: 0 E: 0 K: 2 S: 7 H: 0 LOB: 1 BB: 1 P: 11	R: 0 E: 0 K: 0 S: 3 H: 0 LOB: 1 BB: 1 P: 7	R: 0 E: 1 K: 0 S: 4 H: 1 LOB: 1 BB: 0 P: 4	R: 0 E: 0 K: 0 S: 4 H: 1 LOB: 1 BB: 0 P: 4		1B: 6 2B: 1 3B: 0 HR: 2	SF: 0 SAC: 0 DP: 0 HBP: 0					

	AB	33
	R	4
	H	9
	RBI	4
	BB	4
	SO	5
	LOB	17

WP: 0 PB: 0 SB: 4 CS: 0 PA: 37

PITCHER		IP	WLS	BF	H	R	ER	SO	BB	IBB	HBP	BLK	WP	HR	S	P	ERA	WHIP
Sid Fernandez, L ERA: 3.71	(1, 1)	4.0	L	21	7	4	4	3	1	1	0	0	0	2	25	33	9.00	2.000
Randy Myers, L ERA: 18.0	(5, 1)	2.0		8	0	0	0	2	2	0	0	0	0	0	10	18	0.00	1.000
Doug Sisk, R ERA: 4.05	(7, 1)	2.0		8	2	0	0	0	0	0	0	0	0	0	8	8	0.00	1.000

PITCHER	IP	WLS	BF	H	R	ER	SO	BB	IBB	HBP	BLK	WP	HR	S	P	ERA	WHIP

Batter	1	2	3	4	5	6	7	8	9	AB	R	H	RBI	BB	SO	LOB
Lenny Dykstra, L (1, 8) OBP: 0.349, SLG: 0.564	F7		G3	L5			G3		K	5	0	0	0	0	1	3
Wally Backman, S (1, 4) OBP: 0.333, SLG: 0.286	F8		E3		F8		4-0 HR BB		K	4	1	0	0	1	1	0
Keith Hernandez, L (1, 3) OBP: 0.321, SLG: 0.304	1B 2B		K		4-3		4-0 1-2 HR BB		1B	4	2	2	0	1	1	1
Gary Carter, R (1, 2) OBP: 0.327, SLG: 0.532	2-H 1B		F7		L6		0-0 1-H 2-H HR		F3	5	1	2	4	0	0	2
Darryl Strawberry, L (1, 9) OBP: 0.388, SLG: 0.767	F9			FC6-4 1B		F7	4-0 E S BB			3	0	1	0	1	0	1
Mookie Wilson, S (1, 7) OBP: 0.357, SLG: 0.556		HR		FC6-4 BB 1B 1-2f		G1	0-3 1-3 K			4	1	1	1	0	1	2
Doug Sisk, R (7, 1)										0	0	0	0	0	0	0
Howard Johnson, S (1, 5) OBP: 0.347, SLG: 0.375		F8		F7		K		K		4	0	0	0	0	2	1
Rafael Santana, R (1, 6) OBP: 0.231, SLG: 0.211		6-3		BB 1-2 1B			4-3	K		4	0	1	0	0	1	0
Rick Aguilera, R (1, 1) OBP: 0.286, SLG: 0.286		1-3		4-0 1-2 2-3 BB			0-0 HR	3-1		1	0	0	0	0	0	0
Gene Walter, L (3, 1)										0	0	0	0	1	0	0
Terry Leach, R (5, 1)										0	0	0	0	0	0	0
Dave Magadan, L (7, PH) OBP: 1.000, SLG: 4.000										1	1	1	1	0	0	0
Randy Myers, L (7, 1)										0	0	0	0	0	0	0
Lee Mazzilli, S (7, 7)										1	0	0	0	0	0	0
Inning Stats	R: 1 E: 0 K: 0 S: 5 H: 2 LOB: 1 BB: 0 P: 5	R: 1 E: 0 K: 0 S: 4 H: 1 LOB: 0 BB: 0 P: 4	R: 0 E: 1 K: 1 S: 6 H: 0 LOB: 1 BB: 0 P: 6	R: 0 E: 0 K: 0 S: 5 H: 2 LOB: 3 BB: 1 P: 9	R: 0 E: 0 K: 0 S: 3 H: 0 LOB: 0 BB: 0 P: 3	R: 0 E: 0 K: 1 S: 5 H: 0 LOB: 0 BB: 0 P: 5	R: 4 E: 0 K: 1 S: 7 H: 2 LOB: 1 BB: 3 P: 19	R: 0 E: 0 K: 2 S: 7 H: 0 LOB: 0 BB: 0 P: 7	R: 0 E: 0 K: 2 S: 8 H: 1 LOB: 1 BB: 0 P: 8	1B: 4 2B: 1 3B: 0 HR: 3 SF: 0 SAC: 0 DP: 0 HBP: 0							

PITCHER		IP	WLS	BF	H	R	ER	SO	BB	IBB	HBP	BLK	WP	HR	S	P	ERA	WHIP
Rick Reuschel, R ERA: 1.37	(1, 1)	6.0		25	5	2	2	2	1	0	0	0	0	1	28	32	3.00	1.000
John Smiley, L ERA: 4.26	(7, 1)	0.2		5	1	3	3	0	2	0	0	0	0	1	3	11	40.50	4.500
Barry Jones, R ERA: 10.8	(7, 1)	0.1		3	1	1	1	1	1	0	0	0	0	1	4	8	27.00	6.000
Logan Easley, R ERA: 4.32	(8, 1)	2.0	W	7	1	0	0	4	0	0	0	0	0	0	15	15	0.00	0.500

PITCHER	IP	WLS	BF	H	R	ER	SO	BB	IBB	HBP	BLK	WP	HR	S	P	ERA	WHIP

TOP

New York Mets @ Pittsburgh Pirates

Three Rivers Stadium, Pittsburgh, PA

Mon Apr 20 1987, 7:05 PM EDT

Att. 8,267 - Unknown

livebaseballscorecards.com

AB	36
R	6
H	8
RBI	6
BB	4
SO	7
LOB	10

WP: 0 PB: 0 SB: 1 CS: 0 PA: 40

Batter	1	2	3	4	5	6	7	8	9	AB	R	H	RBI	BB	SO	LOB
Barry Bonds, L (1, 8) OBP: 0.320, SLG: 0.317	0-0 1B 2B	0-0 F7		BBBB 4-0 S 1B BB		0-0 F8 2-3	0-0 6-3			4	2	1	0	1	0	4
Andy Van Slyke, L (1, 9) OBP: 0.426, SLG: 0.513	0-0 G6-3 BB 2-H 1B		BBBB 4-0 HR BB	BBBB 4-0 L4-3 1-3 BB		0-0 3-1		0-0 F7		3	1	1	1	2	0	2
Johnny Ray, S (1, 4) OBP: 0.309, SLG: 0.380	BBBB 4-0 G6-3 1-2 BB	0-0 1-H HR	0-0 L4-3 1-2			SSS 0-3 K		0-0 6-3		4	1	1	2	1	1	4
Sid Bream, L (1, 3) OBP: 0.426, SLG: 0.619	0-0 G6-3 1-2f 2-3	0-0 HR	0-0 3-H 1B				0-0 HR	0-0 BB 1B		5	2	4	3	0	0	2
Jim Morrison, R (1, 5) OBP: 0.442, SLG: 0.659	0-0 5-3	0-0 F9	0-0 F7				SSS 0-3 K	BBBB 4-0 FC6-4 1-2 BB		4	0	0	0	1	1	2
R.J. Reynolds, S (1, 7) OBP: 0.429, SLG: 0.571		0-0 FC1-5 BB 1B	0-0 2B		0-0 CS 1B		0-0 6-3	0-0 FC6-4 1-2f		5	0	3	0	0	0	2
Michael LaValliere, L (1, 2) OBP: 0.458, SLG: 0.400 Bill Almon, R (7, PR) OBP: 0.143, SLG: 0.143 Junior Ortiz, R (8, 2) OBP: 0.320, SLG: 0.273		BBBB 4-0 FC1-5 1-2 BB	BBBB 4-0 FC6-4 BB		0-0 G3 1-2		BBBB 4-0 BB HR BB			1 0 0	0 1 0	0 0 0	0 0 0	3 0 0	0 0 0	1 0 0
Rafael Belliard, R (1, 6) OBP: 0.243, SLG: 0.273	SSS 0-3 K	SSS 0-3 K			0-0 1-3		BBBB 4-0 1-2 HR BB			3	1	0	0	1	2	4
Rick Reuschel, R (1, 1) OBP: 0.250, SLG: 0.375 Bob Kipper, R (6, PR) OBP: 0.400, SLG: 0.600 John Smiley, L (7, 1) Barry Jones, R (7, 1) Mike Diaz, R (7, PH) OBP: 0.348, SLG: 0.750 Logan Easley, R (8, 1)	0-0 FC1-5 1-2 2-3f	0-0 FC6-4 1-2f				0-0 F8 2B	0-0 1-H 2-H HR			3 0 0 0 1 0	0 0 0 0 1 0	1 0 0 0 1 0	0 0 0 0 3 0	0 0 0 0 0 0	0 0 0 0 0 0	4 0 0 0 0 0
Inning Stats	R: 1 H: 2 E: 0 LOB: 1 K: 0 BB: 1 S: 4 P: 8	R: 0 H: 1 E: 0 LOB: 2 K: 1 BB: 1 S: 6 P: 10	R: 3 H: 3 E: 0 LOB: 2 K: 1 BB: 2 S: 8 P: 16	R: 1 H: 1 E: 0 LOB: 1 K: 0 BB: 2 S: 3 P: 11	R: 0 H: 1 E: 0 LOB: 0 K: 0 BB: 0 S: 3 P: 3	R: 0 H: 1 E: 0 LOB: 2 K: 1 BB: 0 S: 6 P: 6	R: 4 H: 2 E: 0 LOB: 1 K: 1 BB: 2 S: 7 P: 15	R: 0 H: 1 E: 0 LOB: 2 K: 0 BB: 1 S: 4 P: 8		1B: 5 SF: 0 2B: 4 SAC: 0 3B: 0 DP: 2 HR: 4 HBP: 0						

PITCHER		IP	WLS	BF	H	R	ER	SO	BB	IBB	HBP	BLK	WP	HR	S	P	ERA	WHIP
Rick Aguilera, R ERA: 5.17	(1, 1)	2.1		15	6	4	4	1	3	0	0	0	0	2	14	26	15.43	3.857
Gene Walter, L ERA: 1.5	(3, 1)	1.2		8	1	1	1	1	3	0	0	0	0	0	7	19	5.40	2.400
Terry Leach, R ERA: 1.8	(5, 1)	2.0		7	2	0	0	1	0	0	0	0	0	0	9	9	0.00	1.000
Randy Myers, L ERA: 23.63	(7, 1)	0.2	L	5	1	3	3	1	2	0	0	0	0	1	5	13	40.50	4.500
Doug Sisk, R ERA: 4.5	(7, 1)	1.1		7	2	1	1	0	1	0	0	0	0	1	6	10	6.75	2.250

PITCHER	IP	WLS	BF	H	R	ER	SO	BB	IBB	HBP	BLK	WP	HR	S	P	ERA	WHIP

BOTTOM

New York Mets @ Pittsburgh Pirates

Three Rivers Stadium, Pittsburgh, PA

Mon Apr 20 1987, 7:05 PM EDT

Att. 8,267 - Unknown

livebaseballscorecards.com

AB	33
R	9
H	12
RBI	9
BB	9
SO	4
LOB	25

New York Mets @ Pittsburgh Pirates

Three Rivers Stadium, Pittsburgh, PA

Tue Apr 21 1987, 7:05 PM EDT

Att. 13,368 - Unknown

TOP

livebaseballscorecards.com

Batter	1	2	3	4	5	6	7	8	9	AB	R	H	RBI	BB	SO	LOB
Mookie Wilson, S (1, 7) OBP: 0.394, SLG: 0.625	S 1B		4-3 2B	S 1-H 2B		5-3		K		5	0	3	1	0	1	0
Lenny Dykstra, L (1, 8) OBP: 0.354, SLG: 0.524	BBBB 1-2 BB		4-3 2-3	F7		K			1B 1B BB	3	1	0	0	2	1	2
Keith Hernandez, L (1, 3) OBP: 0.345, SLG: 0.380	K		4-3	CS IBB		HR			1B 2B 1B 1-3	4	2	2	1	1	1	3
Gary Carter, R (1, 2) OBP: 0.333, SLG: 0.538	P6			2B 2B K		2-3			2B 1B 1-2 G4-3-6-2 3-H	5	1	2	1	0	1	4
Darryl Strawberry, L (1, 9) OBP: 0.389, SLG: 0.771	K			2B 2-H 2B	F8		4-3		G4-3-6-2 1-3 2-H 2B	5	1	2	2	0	1	2
Tim Teufel, R (1, 4) OBP: 0.500, SLG: 0.556 Wally Backman, S (9, PH) (9, 4) OBP: 0.325, SLG: 0.278		BBBB 9-2-3 BB		1B HR 2-H 2B	1B 1B	F9			G4-3-6-2 2-3f 3-Hf	3 1	1 0	2 0	1 0	1 0	0 0	0 2
Howard Johnson, S (1, 5) OBP: 0.340, SLG: 0.364		F5		HR 2-3 1B	F5	F8				4	1	1	0	0	0	2
Rafael Santana, R (1, 6) OBP: 0.256, SLG: 0.310		9-2-3 1-2f		1-H HR 3-H	1-2 1B			P4		4	1	2	3	0	0	1
Bob Ojeda, L (1, 1) Doug Sisk, R (8, 1) Jesse Orosco, R (9, 1)			F9	BBBB 2B BB	5-3			1-3		3 0 0	1 0 0	0 0 0	0 0 0	1 0 0	0 0 0	2 0 0

	AB	37
	R	9
	H	14
	RBI	9
	BB	5
	SO	5
	LOB	18

Inning Stats																																
	R: 0	H: 1	R: 0	H: 0	R: 0	H: 1	R: 6	H: 6	R: 0	H: 2	R: 1	H: 1	R: 0	H: 0	R: 0	H: 0	R: 2	H: 3	1B: 6	SF: 0	WP: 0	PA: 42
	E: 0	LOB: 2	E: 0	LOB: 0	E: 0	LOB: 1	E: 0	LOB: 1	E: 0	LOB: 2	E: 0	LOB: 0	E: 0	LOB: 0	E: 0	LOB: 0	E: 0	LOB: 0	2B: 7	SAC: 0	PB: 0	
	K: 2	BB: 1	K: 0	BB: 1	K: 0	BB: 0	K: 1	BB: 2	K: 0	BB: 0	K: 1	BB: 0	K: 0	BB: 0	K: 1	BB: 0	K: 0	BB: 1	3B: 1	DP: 1	SB: 2	
	S: 8	P: 12	S: 2	P: 6	S: 4	P: 4	S: 10	P: 18	S: 5	P: 5	S: 6	P: 6	S: 3	P: 3	S: 5	P: 5	S: 4	P: 8	HR: 2	HBP: 0	CS: 1	

PITCHER		IP	WLS	BF	H	R	ER	SO	BB	IBB	HBP	BLK	WP	HR	S	P	ERA	WHIP
Bob Kipper, L ERA: 5.87	(1, 1)	3.0	L	18	7	6	6	2	3	0	0	0	0	1	19	31	18.00	3.333
Brian Fisher, R ERA: 7.04	(4, 1)	2.0		9	3	0	0	1	0	1	0	0	0	0	10	14	0.00	1.500
Bob Walk, R ERA: 4.66	(6, 1)	3.0		10	1	1	1	2	0	0	0	0	0	1	14	14	3.00	0.333
Don Robinson, R ERA: 6.75	(9, 1)	1.0		5	3	2	2	0	1	0	0	0	0	0	4	8	18.00	4.000

PITCHER		IP	WLS	BF	H	R	ER	SO	BB	IBB	HBP	BLK	WP	HR	S	P	ERA	WHIP

New York Mets @ Pittsburgh Pirates

Three Rivers Stadium, Pittsburgh, PA

Tue Apr 21 1987, 7:05 PM EDT

Att. 13,368 - Unknown

BOTTOM

Batter	1	2	3	4	5	6	7	8	9	AB	R	H	RBI	BB	SO	LOB
Barry Bonds, L (1, 8) OBP: 0.333, SLG: 0.400	P6		WP, 1B, 2-3, 1B		G3			1-H, 2-H, HR		4	2	2	3	0	0	0
Andy Van Slyke, L (1, 9) OBP: 0.392, SLG: 0.465	F9		P6			F9		F7		4	0	0	0	0	0	2
Johnny Ray, S (1, 4) OBP: 0.322, SLG: 0.444	3-1		1-H, 3-H, 1B			S, S, S, K		HR		4	1	2	2	0	1	0
Jim Morrison, R (1, 5) OBP: 0.429, SLG: 0.625		E7, F9, 1B	F9			5-3		4-3		4	0	1	0	0	0	1
Mike Diaz, R (1, 7) OBP: 0.296, SLG: 0.625		S, S, S, K		3-1			F8	G3		4	0	0	0	0	1	1
Don Robinson, R (9, 1)										0	0	0	0	0	0	0
Sid Bream, L (1, 3) OBP: 0.412, SLG: 0.609		F9, 2-3		3-1			F8		2B	4	0	1	0	0	0	1
Junior Ortiz, R (1, 2) OBP: 0.286, SLG: 0.240		F9		G3			4-3		S, S, S, K	3	0	0	0	0	0	1
Michael LaValliere, L (9, PH) OBP: 0.440, SLG: 0.381										1	0	0	0	0	1	1
Denny Gonzalez, R (1, 6)			S, S, S, K		F9			B, B, B, B, 1B, HR, BB	6-3	3	1	0	0	1	1	1
Bob Kipper, R (1, 1) OBP: 0.500, SLG: 0.833			1B, WP, 2B		4-3			1-2, HR, 1B	5-3	1	1	1	0	0	0	0
Brian Fisher, R (4, 1)										0	0	0	0	0	0	0
John Cangelosi, S (5, PH) OBP: 0.421, SLG: 0.375										1	0	0	0	0	0	0
Bob Walk, R (6, 1)										0	0	0	0	0	0	0
Bobby Bonilla, S (8, PH) OBP: 0.275, SLG: 0.308										2	1	1	0	0	0	1
										0	0	0	0	0	0	0
Inning Stats	R: 0, E: 0, K: 0, S: 3 / H: 0, LOB: 0, BB: 0, P: 3	R: 0, E: 1, K: 1, S: 6 / H: 1, LOB: 1, BB: 0, P: 6	R: 2, E: 0, K: 1, S: 8 / H: 3, LOB: 1, BB: 0, P: 8	R: 0, E: 0, K: 0, S: 3 / H: 0, LOB: 0, BB: 0, P: 3	R: 0, E: 0, K: 0, S: 3 / H: 0, LOB: 0, BB: 0, P: 3	R: 0, E: 0, K: 1, S: 5 / H: 0, LOB: 0, BB: 0, P: 5	R: 0, E: 0, K: 0, S: 3 / H: 0, LOB: 0, BB: 0, P: 3	R: 4, E: 0, K: 0, S: 6 / H: 3, LOB: 0, BB: 1, P: 10	R: 0, E: 0, K: 1, S: 6 / H: 1, LOB: 1, BB: 0, P: 6	1B: 4, 2B: 2, 3B: 0, HR: 2	SF: 0, SAC: 0, DP: 0, HBP: 0						

livebaseballscorecards.com

AB	35
R	6
H	8
RBI	5
BB	1
SO	4
LOB	9

WP: 1 PB: 0 SB: 0 CS: 0 PA: 36

PITCHER		IP	WLS	BF	H	R	ER	SO	BB	IBB	HBP	BLK	WP	HR	S	P	ERA	WHIP
Bob Ojeda, L ERA: 4.62	(1, 1)	7.1	W	30	7	6	6	3	1	0	0	0	1	2	35	39	7.36	1.091
Doug Sisk, R ERA: 4.15	(8, 1)	0.2		3	1	0	0	0	0	0	0	0	0	0	3	3	0.00	1.500
Jesse Orosco, L ERA: 7.04	(9, 1)	1.0	S	3	0	0	0	1	0	0	0	0	0	0	5	5	0.00	0.000

PITCHER	IP	WLS	BF	H	R	ER	SO	BB	IBB	HBP	BLK	WP	HR	S	P	ERA	WHIP

New York Mets @ Pittsburgh Pirates

Three Rivers Stadium, Pittsburgh, PA

Wed Apr 22 1987, 7:05 PM EDT

Att. 13,911 - Unknown

TOP

livebaseballscorecards.com

Batter	1	2	3	4	5	6	7	8	9	AB	R	H	RBI	BB	SO	LOB
Mookie Wilson, S (1, 8) (9, 7) OBP: 0.447, SLG: 0.722	G3	BBBB 1B BB		2B 1B	2-H HR			S 1B		4	2	3	2	1	0	0
Tim Teufel, R (1, 4) OBP: 0.520, SLG: 0.591	BBBB 1B BB	1-3 2-H 3-H BB 1B		G3 1-H SF7 2B	SSS K			SSS 1-2 K		4	1	2	3	1	2	1
David Cone, L (8, 1)										0	0	0	0	0	0	0
Jesse Orosco, R (9, 1)										0	0	0	0	0	0	0
Keith Hernandez, L (1, 3) OBP: 0.365, SLG: 0.377	1-2 1B	BBBB 1-2 BB		G3 2-3		F7		IBB		3	0	1	0	2	0	1
Gary Carter, R (1, 2) OBP: 0.305, SLG: 0.500	F7	F7		SF7 3-H		5-3		F8		4	0	0	1	0	0	7
Darryl Strawberry, L (1, 9) OBP: 0.356, SLG: 0.698	G3		SSS K	SSS K		SSS K		6-3		5	0	0	0	0	3	4
Kevin McReynolds, R (1, 7) OBP: 0.391, SLG: 0.659		F8	F8 2B		5-3 2B 1B		1-3 2B		HR	5	2	4	1	0	0	0
Lenny Dykstra, L (9, 8) OBP: 0.354, SLG: 0.524										0	0	0	0	0	0	0
Dave Magadan, L (1, 5) OBP: 0.333, SLG: 0.800		BBBB SH5-3 BB 1B BB	F8 2-3		SSS K		F7		4-3	4	1	0	0	1	1	3
Rafael Santana, R (1, 6) OBP: 0.271, SLG: 0.289		BBBB 1-2 SH5-3 1B BB	BBBB BB		5-3 1-2		1-3 2-3		1-3	3	1	0	0	2	0	2
Ron Darling, R (1, 1) OBP: 0.111, SLG: 0.222		SH5-3 1-2 2-3	F3		HR 2-H 2B		F8		SSS K	3	1	1	1	0	0	3
Gene Walter, L (7, 1)										0	0	0	0	0	0	0
Wally Backman, S (8, 4) OBP: 0.317, SLG: 0.270										1	0	0	0	0	1	0

	AB	36
	R	8
	H	11
	RBI	8
	BB	7
	SO	7
	LOB	21

Inning Stats	1	2	3	4	5	6	7	8	9	1B: 5	SF: 1	WP: 0	PA: 45
R:	0	2	0	2	3	0	0	0	1	2B: 4	SAC: 1	PB: 0	
E:	0	0	0	0	0	0	0	0	0	3B: 0	DP: 0	SB: 1	
K:	0	0	1	1	2	1	0	1	1	HR: 2	HBP: 0	CS: 0	
S:	4	4	6	7	10	5	4	6	6				
H:	1	1	1	2	3	0	1	1	1				
LOB:	2	3	2	0	0	0	1	2	0				
BB:	1	4	1	0	0	0	0	1	0				
P:	8	20	10	7	10	5	4	10	6				

PITCHER		IP	WLS	BF	H	R	ER	SO	BB	IBB	HBP	BLK	WP	HR	S	P	ERA	WHIP
Bob Patterson, L ERA: 4.37	(1, 1)	4.2	L	27	7	6	6	3	6	0	0	0	0	0	27	51	11.57	2.786
Barry Jones, R ERA: 11.81	(5, 1)	0.1		2	1	1	1	1	0	0	0	0	0	1	4	4	27.00	3.000
John Smiley, L ERA: 3.24	(6, 1)	2.0		7	1	0	0	1	0	0	0	0	0	0	9	9	0.00	0.500
Logan Easley, R ERA: 4.35	(8, 1)	2.0		9	2	1	1	2	0	1	0	0	0	1	12	16	4.50	1.000

PITCHER		IP	WLS	BF	H	R	ER	SO	BB	IBB	HBP	BLK	WP	HR	S	P	ERA	WHIP

New York Mets @ Pittsburgh Pirates

Three Rivers Stadium, Pittsburgh, PA

Wed Apr 22 1987, 7:05 PM EDT

Att. 13,911 - Unknown

BOTTOM

Batter	1	2	3	4	5	6	7	8	9	AB	R	H	RBI	BB	SO	LOB
Barry Bonds, L (1, 8) OBP: 0.356, SLG: 0.520	F8		F7			4-3 S 1B	2-H 3B		1-H HR	5	1	3	3	0	0	0
Andy Van Slyke, L (1, 9) OBP: 0.364, SLG: 0.426	K		G3			F9	K		2B	4	0	0	0	0	2	2
Mike Diaz, R (9, PH) OBP: 0.321, SLG: 0.680										1	0	1	0	0	0	0
Doug Drabek, R (9, PR) OBP: 0.143, SLG: 0.286										0	0	0	0	0	0	0
Johnny Ray, S (1, 4) OBP: 0.313, SLG: 0.424	1B			F5		4-3 1-3		6-3	K	5	0	1	0	0	1	2
Sid Bream, L (1, 3) OBP: 0.393, SLG: 0.627	K			F7		F7		HR	5-3	5	1	1	1	0	1	3
Jim Morrison, R (1, 5) OBP: 0.450, SLG: 0.712		P2		HR			FC4-6 1B	2B		4	1	3	1	0	0	0
(8, 6)																
R.J. Reynolds, S (1, 7) OBP: 0.333, SLG: 0.444		F9		G3			FC4-6 1-2f 2B	K		4	1	0	0	0	1	2
Michael LaValliere, L (1, 2) OBP: 0.448, SLG: 0.440		1B			F9		1-H 2B	4-3		4	1	2	1	0	0	1
Rafael Belliard, R (1, 6) OBP: 0.231, SLG: 0.257		L4			P4		2-H 3B 2B		F5	2	0	0	0	0	0	1
Bobby Bonilla, S (7, PH) OBP: 0.286, SLG: 0.341										2	1	1	1	0	0	0
(8, 5)																
Bob Patterson, R (1, 1)			4-3		F8		K		HR	1	0	0	0	0	0	0
Barry Jones, R (5, 1)									BB	0	0	0	0	0	0	0
Denny Gonzalez, R (5, PH)										1	0	0	0	0	0	0
John Smiley, L (6, 1)										0	0	0	0	0	0	0
John Cangelosi, S (7, PH) OBP: 0.400, SLG: 0.353										1	0	0	0	0	1	1
Logan Easley, R (8, 1)										0	0	0	0	0	0	0
Bill Almon, R (9, PH) OBP: 0.250, SLG: 0.143										0	1	0	0	1	0	0
Inning Stats	R: 0 E: 0 K: 2 S: 8 H: 1 LOB: 1 BB: 0 P: 8	R: 0 E: 0 K: 0 S: 4 H: 1 LOB: 1 BB: 0 P: 4	R: 0 E: 0 K: 0 S: 3 H: 0 LOB: 0 BB: 0 P: 3	R: 1 E: 0 K: 0 S: 4 H: 1 LOB: 0 BB: 0 P: 4	R: 0 E: 0 K: 0 S: 3 H: 0 LOB: 0 BB: 0 P: 3	R: 0 E: 0 K: 0 S: 4 H: 1 LOB: 1 BB: 0 P: 4	R: 3 E: 0 K: 2 S: 11 H: 4 LOB: 1 BB: 0 P: 11	R: 1 E: 0 K: 1 S: 7 H: 2 LOB: 1 BB: 0 P: 7	R: 2 E: 0 K: 1 S: 7 H: 2 LOB: 1 BB: 1 P: 11	1B: 4 2B: 4 3B: 1 HR: 3	SF: 0 SAC: 0 DP: 0 HBP: 0						

livebaseballscorecards.com

AB	39
R	7
H	12
RBI	7
BB	1
SO	6
LOB	12

WP: 0 PB: 0 SB: 1 CS: 0 PA: 40

PITCHER		IP	WLS	BF	H	R	ER	SO	BB	IBB	HBP	BLK	WP	HR	S	P	ERA	WHIP
Ron Darling, R ERA: 5.84	(1, 1)	6.2	W	27	7	4	4	3	0	0	0	0	0	1	33	33	5.40	1.050
Gene Walter, L ERA: 2.7	(7, 1)	0.2		4	2	1	1	1	0	0	0	0	0	1	6	6	13.50	3.000
David Cone, R ERA: 4.66	(8, 1)	1.0		6	2	2	2	1	1	0	0	0	0	1	7	11	18.00	3.000
Jesse Orosco, L ERA: 6.48	(9, 1)	0.2	S	3	1	0	0	1	0	0	0	0	0	0	5	5	0.00	1.500

PITCHER	IP	WLS	BF	H	R	ER	SO	BB	IBB	HBP	BLK	WP	HR	S	P	ERA	WHIP

Batter	1	2	3	4	5	6	7	8	9	AB	R	H	RBI	BB	SO	LOB
Vince Coleman, S (1, 7) OBP: 0.348, SLG: 0.236	F5		F4			BB		1B		3	1	1	0	1	0	1
Ozzie Smith, S (1, 6) OBP: 0.316, SLG: 0.234	F9		F6			G3		L1		4	0	0	0	0	0	3
Terry Pendleton, S (1, 5) OBP: 0.306, SLG: 0.426	2B			CS 1B		1B			F9	4	0	3	1	0	0	0
Jack Clark, R (1, 3) OBP: 0.441, SLG: 0.646	K			K		F6			2B	4	0	1	0	0	2	3
Tito Landrum, R (1, 8) OBP: 0.344, SLG: 0.259		K		K			K		K	4	0	0	0	0	4	2
Steve Lake, R (1, 2) OBP: 0.333, SLG: 0.500		K			F3		4-3		F8	3	0	0	0	0	1	0
Pat Perry, L (7, 1)										0	0	0	0	0	0	0
Jim Lindeman, R (9, PH) OBP: 0.289, SLG: 0.595										1	0	0	0	0	0	1
Tom Lawless, R (1, 9)		F9			K		K			3	0	0	0	0	2	0
José Oquendo, S (1, 4) OBP: 0.522, SLG: 0.471			K		1-3			F9		3	0	0	0	0	1	0
Greg Mathews, R (1, 1) OBP: 0.429, SLG: 0.429			1B			K		4-3		2	0	1	0	0	1	0
Ray Soff, R (6, 1)										0	0	0	0	0	0	0
Tom Pagnozzi, R (7, 2) OBP: 0.364, SLG: 0.556										1	0	0	0	0	0	0
Inning Stats	R: 0 E: 0 K: 1 S: 6 H: 1 LOB: 1 BB: 0 P: 6	R: 0 E: 0 K: 2 S: 7 H: 0 LOB: 0 BB: 0 P: 7	R: 0 E: 0 K: 1 S: 6 H: 1 LOB: 1 BB: 0 P: 6	R: 0 E: 0 K: 2 S: 7 H: 1 LOB: 0 BB: 0 P: 7	R: 0 E: 0 K: 1 S: 5 H: 0 LOB: 0 BB: 0 P: 5	R: 1 E: 0 K: 1 S: 6 H: 1 LOB: 1 BB: 1 P: 10	R: 0 E: 0 K: 2 S: 7 H: 0 LOB: 0 BB: 0 P: 7	R: 0 E: 0 K: 0 S: 4 H: 1 LOB: 1 BB: 0 P: 4	R: 0 E: 0 K: 1 S: 6 H: 1 LOB: 1 BB: 0 P: 6	1B: 4 2B: 2 3B: 0 HR: 0 SF: 0 SAC: 0 DP: 0 HBP: 0						

TOP

St. Louis Cardinals @ New York Mets

Shea Stadium, Flushing, NY

Fri Apr 24 1987, 7:05 PM EDT

Att. 21,108 - Unknown

livebaseballscorecards.com

AB	32
R	1
H	6
RBI	1
BB	1
SO	11
LOB	10

WP: 0 PB: 0 SB: 2 CS: 1 PA: 33

PITCHER	IP	WLS	BF	H	R	ER	SO	BB	IBB	HBP	BLK	WP	HR	S	P	ERA	WHIP
Sid Fernandez, L (1, 1) ERA: 2.77	9.0	W	33	6	1	1	11	1	0	0	0	0	0	54	58	1.00	0.778

PITCHER	IP	WLS	BF	H	R	ER	SO	BB	IBB	HBP	BLK	WP	HR	S	P	ERA	WHIP

BOTTOM

St. Louis Cardinals @ New York Mets

Shea Stadium, Flushing, NY

Fri Apr 24 1987, 7:05 PM EDT

Att. 21,108 - Unknown

Batter	1	2	3	4	5	6	7	8	9	AB	R	H	RBI	BB	SO	LOB
Mookie Wilson, S (1, 8) OBP: 0.476, SLG: 0.718	CS 1B		G6-4-3 1B			BBBBB SH1-3 1B BB	4-3			3	1	2	0	1	0	0
Tim Teufel, R (1, 4) OBP: 0.464, SLG: 0.520	K		G6-4-3 1-2f			SH1-3 1-2	F8			3	0	0	0	0	1	2
Keith Hernandez, L (1, 3) OBP: 0.358, SLG: 0.368	4-3 1-2		F7			BB BB 1-3 2-H 1B		F8		4	1	1	1	0	0	1
Gary Carter, R (1, 2) OBP: 0.302, SLG: 0.475		5-3		L5		BBBB 1-3 BB 1-2 BB		F8		3	0	0	0	1	0	0
Darryl Strawberry, L (1, 9) OBP: 0.365, SLG: 0.679		4-3		G6-4-3 1B		BBBB 1-3 1-2 2-3 BB		L8		3	0	1	0	1	0	0
Kevin McReynolds, R (1, 7) OBP: 0.388, SLG: 0.636		2B 1B		G6-4-3 1-2f		1-3 1-2 2-3 3-H				3	0	1	1	0	0	3
Howard Johnson, S (1, 5) OBP: 0.357, SLG: 0.391		1-3 2B	K			IBB				2	0	1	0	1	1	0
Rafael Santana, R (1, 6) OBP: 0.275, SLG: 0.277		IBB	K			L8				2	0	0	0	1	1	3
Sid Fernandez, L (1, 1) OBP: 0.143, SLG: 0.143		K	K				K			3	0	0	0	0	3	3
Inning Stats	R: 0 E: 0 K: 1 S: 5 H: 1 LOB: 0 BB: 0 P: 5	R: 0 E: 0 K: 1 S: 7 H: 2 LOB: 3 BB: 1 P: 11	R: 0 E: 0 K: 0 S: 3 H: 1 LOB: 0 BB: 0 P: 3	R: 0 E: 0 K: 0 S: 3 H: 1 LOB: 0 BB: 0 P: 3	R: 0 E: 0 K: 3 S: 9 H: 0 LOB: 0 BB: 0 P: 9	R: 2 E: 0 K: 0 S: 4 H: 1 LOB: 3 BB: 4 P: 20	R: 0 E: 0 K: 1 S: 5 H: 0 LOB: 0 BB: 0 P: 5	R: 0 E: 0 K: 0 S: 3 H: 0 LOB: 0 BB: 0 P: 3		1B: 5 2B: 1 3B: 0 HR: 0 SF: 0 SAC: 1 DP: 2 HBP: 0				WP: 0 PB: 0 SB: 0 CS: 1 PA: 32		

livebaseballscorecards.com

	AB	26
	R	2
	H	6
	RBI	2
	BB	5
	SO	6
	LOB	12

PITCHER		IP	WLS	BF	H	R	ER	SO	BB	IBB	HBP	BLK	WP	HR	S	P	ERA	WHIP
Greg Mathews, L ERA: 6.5	(1, 1)	5.1	L	23	6	2	2	5	3	1	0	0	0	0	29	45	3.38	1.688
Ray Soff, R ERA:	(6, 1)	0.2		3	0	0	0	0	0	1	0	0	0	0	2	6	0.00	0.000
Pat Perry, L ERA: 1.64	(7, 1)	2.0		6	0	0	0	1	0	0	0	0	0	0	8	8	0.00	0.000

PITCHER	IP	WLS	BF	H	R	ER	SO	BB	IBB	HBP	BLK	WP	HR	S	P	ERA	WHIP

Batter	1	2	3	4	5	6	7	8	9	AB	R	H	RBI	BB	SO	LOB
Vince Coleman, S (1, 7) OBP: 0.352, SLG: 0.250	FC4-6, 1B		1-3		F8		S, 1B 2-3 3-H		K 1-2	5	0	2	1	0	1	1
Ozzie Smith, S (1, 6) OBP: 0.311, SLG: 0.220	FC4-6, G4-6-3 1-2f		1-3		4-3		FC5-4, IBB 1-2			3	0	0	0	1	0	1
Terry Pendleton, S (1, 5) OBP: 0.318, SLG: 0.422	G4-6-3 1-2f		BBBB, BB			G4-6-3, 1B	K			3	0	1	0	1	1	4
Jack Clark, R (1, 3) OBP: 0.413, SLG: 0.596		K	F8			G4-6-3 1-2f	FC5-4 1-2f			4	0	0	0	0	1	5
Willie McGee, S (1, 8) OBP: 0.327, SLG: 0.457		4-3		G3		6-3		5-3		4	0	0	0	0	0	0
Jim Lindeman, R (1, 9) OBP: 0.306, SLG: 0.630 Ricky Horton, L (8, 1) OBP: 0.333, SLG: 0.333	1B, 2B 2B			6-3			FC4-5 2B	K		4 0	1 0	2 0	0 0	0 0	1 0	0 0
José Oquendo, S (1, 4) OBP: 0.519, SLG: 0.476	2B 2-3			1B			FC4-5, E 1B 2-3	4-3		4	1	2	0	0	0	1
Tom Pagnozzi, R (1, 2) OBP: 0.400, SLG: 0.615	1-3 3-H			F7			E, 1B 1-2		6-3	4	1	2	1	0	0	1
Joe Magrane, R (1, 1) Curt Ford, L (7, PH) OBP: 0.333, SLG: 0.357 Bill Dawley, R (7, 1) Tito Landrum, R (8, 9) OBP: 0.364, SLG: 0.259		F8			1-6-3		E8, 1B 1-3 2-H		BBBB, CS, BB	2 1 0 0	0 0 0 0	0 0 0 0	0 0 0 1	0 0 0 0	0 0 0 0	2 1 0 0
Inning Stats	R: 0 E: 0 K: 0 S: 3 H: 1 LOB: 0 BB: 0 P: 3	R: 1 E: 0 K: 1 S: 8 H: 3 LOB: 2 BB: 0 P: 8	R: 0 E: 0 K: 0 S: 3 H: 0 LOB: 1 BB: 1 P: 7	R: 0 E: 0 K: 0 S: 4 H: 1 LOB: 1 BB: 0 P: 4	R: 0 E: 0 K: 0 S: 3 H: 0 LOB: 0 BB: 0 P: 3	R: 0 E: 0 K: 0 S: 3 H: 1 LOB: 0 BB: 0 P: 3	R: 2 E: 1 K: 1 S: 9 H: 3 LOB: 3 BB: 1 P: 13	R: 0 E: 0 K: 1 S: 5 H: 0 LOB: 0 BB: 0 P: 5	R: 0 E: 0 K: 1 S: 4 H: 0 LOB: 0 BB: 1 P: 8	1B: 6 2B: 3 3B: 0 HR: 0 SF: 0 SAC: 0 DP: 2 HBP: 0							

TOP

St. Louis Cardinals @ New York Mets

Shea Stadium, Flushing, NY

Sat Apr 25 1987, 3:33 AM EDT

Att. 34,640 - Unknown

livebaseballscorecards.com

AB	34
R	3
H	9
RBI	2
BB	3
SO	4
LOB	16

WP: 0 PB: 0 SB: 1 CS: 1 PA: 37

PITCHER		IP	WLS	BF	H	R	ER	SO	BB	IBB	HBP	BLK	WP	HR	S	P	ERA	WHIP
Rick Aguilera, R ERA: 4.5	(1, 1)	6.1	L	28	9	3	2	1	1	0	0	0	0	0	29	33	2.84	1.579
Randy Myers, L ERA: 21.0	(7, 1)	0.1		2	0	0	0	1	0	1	0	0	0	0	3	7	0.00	0.000
Terry Leach, R ERA: 1.42	(7, 1)	1.1		4	0	0	0	1	0	0	0	0	0	0	6	6	0.00	0.000
Doug Sisk, R ERA: 3.72	(9, 1)	1.0		3	0	0	0	1	1	0	0	0	0	0	4	8	0.00	1.000

PITCHER	IP	WLS	BF	H	R	ER	SO	BB	IBB	HBP	BLK	WP	HR	S	P	ERA	WHIP

BOTTOM

St. Louis Cardinals @ New York Mets

Shea Stadium, Flushing, NY

Sat Apr 25 1987, 3:33 AM EDT

Att. 34,640 - Unknown

Batter	1	2	3	4	5	6	7	8	9	AB	R	H	RBI	BB	SO	LOB
Mookie Wilson, S (1, 8) OBP: 0.444, SLG: 0.667	4-3		K			F9		SH1-3 1-2		3	0	0	0	0	1	0
Tim Teufel, R (1, 4) OBP: 0.438, SLG: 0.483	K		F5			1B SF8 1B		K		4	1	1	0	0	2	1
Keith Hernandez, L (1, 3) OBP: 0.352, SLG: 0.361	K			K		1-3 1B		K		4	0	1	0	0	3	1
Gary Carter, R (1, 2) OBP: 0.284, SLG: 0.452		F9		4-3		SF8 3-H			6-3	3	0	0	1	0	0	0
Darryl Strawberry, L (1, 9) OBP: 0.358, SLG: 0.650		E 1B		F5		K			5-3	4	0	1	0	0	1	1
Kevin McReynolds, R (1, 7) OBP: 0.377, SLG: 0.604		K2-3 1-2			1B G4-6-3 1B		F8		F9	4	1	1	0	0	1	1
Howard Johnson, S (1, 5) OBP: 0.373, SLG: 0.396		BB			G4-6-3 1-3 1B		F9			2	0	1	0	1	0	0
Rafael Santana, R (1, 6) OBP: 0.259, SLG: 0.260		1-3			G4-6-3 1-2f 3-H		K			3	0	0	0	0	1	3
Rick Aguilera, R (1, 1) OBP: 0.222, SLG: 0.222			F3		K			SH1-3 1B		2	0	0	0	0	1	0
Randy Myers, L (7, 1)										0	0	0	0	0	0	0
Terry Leach, R (7, 1)										0	0	0	0	0	0	0
Lee Mazzilli, S (8, PH) OBP: 0.333, SLG: 0.111										1	0	1	0	0	0	0
Doug Sisk, R (9, 1)										0	0	0	0	0	0	0
Inning Stats	R: 0 E: 0 K: 2 S: 7 H: 0 LOB: 0 BB: 0 P: 7	R: 0 E: 1 K: 1 S: 6 H: 1 LOB: 2 BB: 1 P: 10	R: 0 E: 0 K: 1 S: 5 H: 0 LOB: 0 BB: 0 P: 5	R: 0 E: 0 K: 1 S: 5 H: 0 LOB: 0 BB: 0 P: 5	R: 1 E: 0 K: 1 S: 6 H: 2 LOB: 0 BB: 0 P: 6	R: 1 E: 0 K: 1 S: 7 H: 2 LOB: 1 BB: 0 P: 7	R: 0 E: 0 K: 1 S: 5 H: 0 LOB: 0 BB: 0 P: 5	R: 0 E: 0 K: 2 S: 8 H: 1 LOB: 1 BB: 0 P: 8	R: 0 E: 0 K: 0 S: 3 H: 0 LOB: 0 BB: 0 P: 3	1B: 6 2B: 0 3B: 0 HR: 0	SF: 1 SAC: 1 DP: 1 HBP: 0						

AB	30
R	2
H	6
RBI	1
BB	1
SO	10
LOB	7

WP: 0 PB: 0 SB: 0 CS: 0 PA: 33

livebaseballscorecards.com

PITCHER		IP	WLS	BF	H	R	ER	SO	BB	IBB	HBP	BLK	WP	HR	S	P	ERA	WHIP
Joe Magrane, L ERA: 3.0	(1, 1)	6.0	W	23	5	2	2	7	1	0	0	0	0	0	36	40	3.00	1.000
Bill Dawley, R ERA: 3.75	(7, 1)	1.0		3	0	0	0	1	0	0	0	0	0	0	5	5	0.00	0.000
Ricky Horton, L ERA: 0.59	(8, 1)	2.0	S	7	1	0	0	2	0	0	0	0	0	0	11	11	0.00	0.500

PITCHER		IP	WLS	BF	H	R	ER	SO	BB	IBB	HBP	BLK	WP	HR	S	P	ERA	WHIP

Batter	1	2	3	4	5	6	7	8	9	AB	R	H	RBI	BB	SO	LOB
Vince Coleman, S (1, 7) OBP: 0.368, SLG: 0.266	SH1-3 BLK 4-3 1B	K 1-2 2-3		FC3-6 1-2 1B	S BB		K			4	1	2	0	1	2	3
Ozzie Smith, S (1, 6) OBP: 0.292, SLG: 0.204	SH1-3 1-3	5-3		FC3-6 1-2f 2-3	K 1-2			5-3		4	0	0	0	0	1	3
Terry Pendleton, S (1, 5) OBP: 0.310, SLG: 0.406	4-3 3-H		1B FC4-6 1B	6-3		6-3		K		5	1	1	1	0	1	2
Jack Clark, R (1, 3) OBP: 0.426, SLG: 0.649	K		FC4-6 1-3 1B		HR	1B		G3		5	1	3	1	0	1	0
Willie McGee, S (1, 8) OBP: 0.296, SLG: 0.412		1-3	FC4-6 WP 1-2f 3-H		1-6-3	K			L5	5	0	0	1	0	1	2
Curt Ford, L (1, 9) OBP: 0.400, SLG: 0.444 Todd Worrell, R (9, 1)		WP 1B 2B	BB 1-2		1B 1B 1B	K			4-3	4 0	2 0	2 0	0 0	1 0	1 0	1 0
José Oquendo, S (1, 4) OBP: 0.531, SLG: 0.538		K 2-3	F7		E 1B 1B 1-2	2B			CS 1B	5	1	3	0	0	1	3
Steve Lake, R (1, 2) OBP: 0.350, SLG: 0.500		WP 1B 1B 3-H		5-3	E9 SH3-4 1-H 2-H 1B	5-3			CS 1-2	4	1	2	2	0	0	1
Bob Forsch, R (1, 1) OBP: 0.375, SLG: 0.500 Pat Perry, L (6, 1) Ricky Horton, L (9, 1) OBP: 0.333, SLG: 0.333 Tito Landrum, R (9, 9) OBP: 0.364, SLG: 0.259		WP 1-2 1B		FC3-6 1B 1B	SH3-4 3-H	6-3				2 1 0 0	0 0 0 0	2 0 0 0	1 0 0 0	0 0 0 0	0 0 0 0	0 1 0 0
Inning Stats	R: 1 E: 0 K: 1 S: 6 H: 1 LOB: 0 BB: 0 P: 6	R: 1 E: 0 K: 2 S: 10 H: 3 LOB: 2 BB: 0 P: 10	R: 1 E: 0 K: 0 S: 5 H: 2 LOB: 2 BB: 1 P: 9	R: 0 E: 0 K: 0 S: 5 H: 2 LOB: 2 BB: 0 P: 5	R: 4 E: 1 K: 1 S: 9 H: 4 LOB: 1 BB: 1 P: 13	R: 0 E: 0 K: 2 S: 8 H: 1 LOB: 1 BB: 0 P: 8	R: 0 E: 0 K: 1 S: 6 H: 1 LOB: 1 BB: 0 P: 6	R: 0 E: 0 K: 1 S: 5 H: 0 LOB: 0 BB: 0 P: 5	R: 0 E: 0 K: 0 S: 3 H: 1 LOB: 0 BB: 0 P: 3	1B: 12 2B: 2 3B: 0 HR: 1	SF: 0 SAC: 2 DP: 0 HBP: 0					

TOP

St. Louis Cardinals @ New York Mets

Shea Stadium, Flushing, NY

Sun Apr 26 1987, 3:33 AM EDT

Att. 45,360 - Unknown

livebaseballscorecards.com

AB	39
R	7
H	15
RBI	6
BB	2
SO	8
LOB	16

WP: 3 PB: 0 SB: 1 CS: 1 PA: 44

PITCHER	IP	WLS	BF	H	R	ER	SO	BB	IBB	HBP	BLK	WP	HR	S	P	ERA	WHIP
Ron Darling, R (1, 1) ERA: 6.28	4.0	L	22	9	4	4	3	1	0	0	1	3	1	27	31	9.00	2.500
Randy Myers, L (5, 1) ERA: 20.25	1.0		7	3	3	2	1	1	0	0	0	0	0	8	12	18.00	4.000
Gene Walter, L (6, 1) ERA: 2.35	1.0		4	1	0	0	2	0	0	0	0	0	0	8	8	0.00	1.000
Terry Leach, R (7, 1) ERA: 0.96	3.0		10	2	0	0	2	0	0	0	0	0	0	14	14	0.00	0.667

PITCHER	IP	WLS	BF	H	R	ER	SO	BB	IBB	HBP	BLK	WP	HR	S	P	ERA	WHIP

Batter	1	2	3	4	5	6	7	8	9	AB	R	H	RBI	BB	SO	LOB
Lenny Dykstra, L (1, 8) OBP: 0.340, SLG: 0.489	F8		F9		F8		4-3 S 1B		F6	5	0	1	0	0	0	1
Wally Backman, S (1, 4) OBP: 0.311, SLG: 0.293	B1-3		L3			1B 2B	L9 1-2		E5 1B	4	1	1	0	0	0	2
Tim Teufel, R (9, PH) OBP: 0.455, SLG: 0.500										1	0	1	0	0	0	0
Keith Hernandez, L (1, 3) OBP: 0.368, SLG: 0.385	2B			F6		1B 2-H 1B	4-3 2-3		BB	4	1	2	1	1	0	1
Gary Carter, R (1, 2) OBP: 0.264, SLG: 0.418	6-3			F9		F8	F9		F9	5	0	0	0	0	0	5
Darryl Strawberry, L (1, 9) OBP: 0.366, SLG: 0.635		K		1B BB		1B 1-3 1B		F9		3	1	1	0	1	1	0
Kevin McReynolds, R (1, 7) OBP: 0.404, SLG: 0.615		G4-6-3 1B		1-3 1B		1B 1-2 1B		K		4	0	3	1	0	1	0
Howard Johnson, S (1, 5) OBP: 0.365, SLG: 0.385		G4-6-3 1-2f		F9		1-2 2-H 1B		F9		4	0	1	1	0	0	3
Rafael Santana, R (1, 6) OBP: 0.259, SLG: 0.259		SH1-4 1B			K	F9			4-3	4	0	1	0	0	1	2
Ron Darling, R (1, 1) OBP: 0.111, SLG: 0.222		SH1-4 1-2			6-3	K			HR	0	0	0	0	0	0	0
Randy Myers, L (5, 1)										0	0	0	0	0	0	0
Dave Magadan, L (5, PH) OBP: 0.286, SLG: 0.667										1	0	0	0	0	0	0
Gene Walter, L (6, 1)										0	0	0	0	0	0	0
Mookie Wilson, S (6, PH) OBP: 0.435, SLG: 0.651										1	0	0	0	0	1	2
Terry Leach, R (7, 1)										0	0	0	0	0	0	0
Barry Lyons, R (9, PH) OBP: 0.286, SLG: 0.714										1	1	1	1	0	0	0
Inning Stats	R: 0 E: 0 K: 0 S: 4 H: 1 LOB: 1 BB: 0 P: 4	R: 0 E: 0 K: 1 S: 5 H: 1 LOB: 0 BB: 0 P: 5	R: 0 E: 0 K: 0 S: 4 H: 1 LOB: 1 BB: 0 P: 4	R: 0 E: 0 K: 0 S: 4 H: 1 LOB: 2 BB: 1 P: 8	R: 0 E: 0 K: 1 S: 5 H: 0 LOB: 0 BB: 0 P: 5	R: 3 E: 0 K: 1 S: 10 H: 5 LOB: 2 BB: 0 P: 10	R: 0 E: 0 K: 0 S: 4 H: 1 LOB: 1 BB: 0 P: 4	R: 0 E: 0 K: 1 S: 5 H: 0 LOB: 0 BB: 0 P: 5	R: 1 E: 1 K: 0 S: 5 H: 2 LOB: 2 BB: 1 P: 9	1B: 9 2B: 2 3B: 0 HR: 1 SF: 0 SAC: 1 DP: 1 HBP: 0						

PITCHER		IP	WLS	BF	H	R	ER	SO	BB	IBB	HBP	BLK	WP	HR	S	P	ERA	WHIP
Bob Forsch, R ERA: 4.43	(1, 1)	5.1	W	24	8	3	3	2	1	0	0	0	0	0	27	31	5.06	1.688
Pat Perry, L ERA: 1.93	(6, 1)	3.0		12	3	1	1	2	0	0	0	0	0	1	16	16	3.00	1.000
Ricky Horton, L ERA: 0.57	(9, 1)	0.1		3	1	0	0	0	1	0	0	0	0	0	2	6	0.00	6.000
Todd Worrell, R ERA: 6.23	(9, 1)	0.1	S	1	0	0	0	0	0	0	0	0	0	0	1	1	0.00	0.000

PITCHER	IP	WLS	BF	H	R	ER	SO	BB	IBB	HBP	BLK	WP	HR	S	P	ERA	WHIP

BOTTOM

St. Louis Cardinals @ New York Mets

Shea Stadium, Flushing, NY

Sun Apr 26 1987, 3:33 AM EDT

Att. 45,360 - Unknown

livebaseballscorecards.com

AB	37
R	4
H	12
RBI	4
BB	2
SO	4
LOB	16

Houston Astros @ New York Mets

Shea Stadium, Flushing, NY

Mon Apr 27 1987, 7:05 PM EDT

Att. 27,381 - Unknown

TOP

livebaseballscorecards.com

Batter	1	2	3	4	5	6	7	8	9	AB	R	H	RBI	BB	SO	LOB
Bill Doran, S (1, 4) OBP: 0.275, SLG: 0.395	K	E4 S 1-3 2-H 3-H	K 1-3 3-H		F8		FC6-4 1-2 BB		K	5	0	0	0	1	3	4
Billy Hatcher, R (1, 8) OBP: 0.420, SLG: 0.602	F8 BB	F8 1-2		HR	6-3 1-2		FC6-4 1-2f			4	1	1	1	1	0	5
Aurelio Lopez, R (8, 1)										0	0	0	0	0	0	0
Bert Pena, R (9, 6) OBP: 0.250, SLG: 0.167										0	0	0	0	0	0	0
Denny Walling, L (1, 5) OBP: 0.303, SLG: 0.406	F8 1-2		HR 1B	F8		E 2B		K		5	2	2	0	0	1	1
Glenn Davis, R (1, 3) OBP: 0.256, SLG: 0.400		FC4-6 BB	HR 1-H	6-3		F7		FC1-4-6 1B		4	1	2	2	1	0	1
Kevin Bass, S (1, 9) OBP: 0.349, SLG: 0.475		FC4-6 4-3 S 1-2f BB	F9	K		E5 L8-4 2-H		K		5	1	0	0	0	2	2
Jose Cruz, L (1, 7) OBP: 0.313, SLG: 0.410		BB 4-3 E 1-2 BB	WP SH1-3 2B		2B SF8 1B	L8-4 2-3		FC1-4-6 1-2f		3	3	2	0	1	0	1
Jim Pankovits, R (7, 7) OBP: 0.286, SLG: 0.286										1	0	0	0	0	0	1
Alan Ashby, S (1, 2) OBP: 0.333, SLG: 0.365	4-3 1-2 2-3	E SH1-3 BLK 2-3 BB			SF8 1B 1-3 2B		5-3		FC1-6 BB	3	2	1	0	1	0	2
Mark Bailey, S (7, 2) OBP: 0.357, SLG: 0.292										0	0	0	0	1	0	0
Craig Reynolds, L (1, 6) OBP: 0.370, SLG: 0.362	BB E IBB	SH1-3 1-2 3-H			SF8 2-3 3-H		BB		FC1-6 4-3 1-2f	1	1	0	2	2	0	1
Julio Solano, R (9, 1)										0	0	0	0	0	0	0
Jim Deshaies, L (1, 1) OBP: 0.500, SLG: 0.200	E 1-2 2-3 3-H BB	E6 BLK 2-3			WP 3-H 1B		K		4-3 1-2	3	0	1	2	1	1	2
Tye Waller, R (8, 8)										1	0	0	0	0	0	1

Inning Stats	1	2	3	4	5	6	7	8	9
	R: 0 E: 0 K: 1 S: 4	H: 0 LOB: 0 BB: 1 P: 8	R: 3 E: 1 K: 0 S: 4	H: 0 LOB: 2 BB: 4 P: 20	R: 4 E: 1 K: 1 S: 9	H: 3 LOB: 1 BB: 1 P: 13	R: 1 E: 0 K: 1 S: 6	H: 1 LOB: 0 BB: 0 P: 6	R: 2 E: 0 K: 0 S: 6	H: 3 LOB: 1 BB: 0 P: 6	R: 1 E: 1 K: 0 S: 4	H: 1 LOB: 0 BB: 0 P: 4	R: 0 E: 0 K: 1 S: 5	H: 0 LOB: 2 BB: 2 P: 13	R: 0 E: 0 K: 2 S: 8	H: 1 LOB: 1 BB: 0 P: 8	R: 0 E: 0 K: 1 S: 5	H: 0 LOB: 1 BB: 1 P: 9

AB	35
R	11
H	9
RBI	7
BB	9
SO	7
LOB	21

1B: 4 SF: 1
2B: 4 SAC: 1
3B: 0 DP: 1
HR: 2 HBP: 0

WP: 2 PA: 46
PB: 0
SB: 2
CS: 0

PITCHER		IP	WLS	BF	H	R	ER	SO	BB	IBB	HBP	BLK	WP	HR	S	P	ERA	WHIP
David Cone, R ERA: 7.36	(1, 1)	5.0	L	29	7	10	7	3	5	1	0	1	2	2	29	53	12.60	2.400
Gene Walter, L ERA: 1.86	(6, 1)	2.0		9	1	1	0	1	2	0	0	0	0	0	9	17	0.00	1.500
Randy Myers, L ERA: 13.5	(8, 1)	2.0		8	1	0	0	3	1	0	0	0	0	0	13	17	0.00	1.000

PITCHER	IP	WLS	BF	H	R	ER	SO	BB	IBB	HBP	BLK	WP	HR	S	P	ERA	WHIP

Houston Astros @ New York Mets

Shea Stadium, Flushing, NY

Mon Apr 27 1987, 7:05 PM EDT

Att. 27,381 - Unknown

BOTTOM

Batter	1	2	3	4	5	6	7	8	9	AB	R	H	RBI	BB	SO	LOB
Mookie Wilson, S (1, 8) OBP: 0.420, SLG: 0.660	4-3		3B		K		F7			4	0	1	0	0	1	1
Randy Myers, L (8, 1)										0	0	0	0	0	0	0
Tim Teufel, R (1, 4) OBP: 0.472, SLG: 0.484	K		G4-6-3 BB			2B BB		K		1	0	0	0	2	1	0
Al Pedrique, R (7, 4)										1	0	0	0	0	1	0
Keith Hernandez, L (1, 3) OBP: 0.367, SLG: 0.426	HR		G4-6-3 1-2f			F8		6-3		3	1	1	1	0	0	3
Barry Lyons, R (7, 2) OBP: 0.250, SLG: 0.625										1	0	0	0	0	0	0
Kevin McReynolds, R (1, 7) OBP: 0.393, SLG: 0.582	K			G6-3 1B BB		F9		K		3	0	0	0	1	2	1
Darryl Strawberry, L (1, 9) OBP: 0.373, SLG: 0.642		F7		G6-3 1-2 1B		1-3 2B			F8	4	0	2	0	0	0	0
Gary Carter, R (1, 2) OBP: 0.276, SLG: 0.429		BB		G6-3 1-2f 2-3		F3			2B	3	0	1	0	1	0	4
(7, 3)																
Howard Johnson, S (1, 5) OBP: 0.343, SLG: 0.357	K			K			F7		1-3	4	0	0	0	0	2	3
Rafael Santana, R (1, 6) OBP: 0.242, SLG: 0.241	K				6-3		F8		F8	4	0	0	0	0	1	2
David Cone, L (1, 1)			K		F7		BB			1	0	0	0	0	1	0
Dave Magadan, L (5, PH) OBP: 0.250, SLG: 0.571										1	0	0	0	0	0	0
Gene Walter, L (6, 1)										0	0	0	0	0	0	0
Lenny Dykstra, L (7, PH) OBP: 0.352, SLG: 0.489										0	0	0	0	1	0	0
(8, 8)																
Inning Stats	R: 1 H: 1 E: 0 LOB: 0 K: 2 BB: 0 S: 8 P: 8	R: 0 H: 0 E: 0 LOB: 1 K: 2 BB: 1 S: 7 P: 11	R: 0 H: 1 E: 0 LOB: 1 K: 1 BB: 1 S: 5 P: 9	R: 0 H: 1 E: 0 LOB: 1 K: 1 BB: 1 S: 5 P: 9	R: 0 H: 0 E: 0 LOB: 0 K: 1 BB: 0 S: 5 P: 5	R: 0 H: 1 E: 0 LOB: 2 K: 0 BB: 1 S: 4 P: 8	R: 0 H: 0 E: 0 LOB: 1 K: 0 BB: 1 S: 3 P: 7	R: 0 H: 0 E: 0 LOB: 0 K: 2 BB: 0 S: 7 P: 7	R: 0 H: 1 E: 0 LOB: 1 K: 0 BB: 0 S: 4 P: 4							

PITCHER		IP	WLS	BF	H	R	ER	SO	BB	IBB	HBP	BLK	WP	HR	S	P	ERA	WHIP
Jim Deshaies, L ERA: 2.51	(1, 1)	7.0	W	28	4	1	1	7	5	0	0	0	0	1	37	57	1.29	1.286
Aurelio Lopez, R ERA: 2.77	(8, 1)	1.0		3	0	0	0	2	0	0	0	0	0	0	7	7	0.00	0.000
Julio Solano, R ERA:	(9, 1)	1.0		4	1	0	0	0	0	0	0	0	0	0	4	4	0.00	1.000

PITCHER	IP	WLS	BF	H	R	ER	SO	BB	IBB	HBP	BLK	WP	HR	S	P	ERA	WHIP

livebaseballscorecards.com

AB	30
R	1
H	5
RBI	1
BB	5
SO	9
LOB	14

1B: 1	SF: 0	WP: 0	PA: 35
2B: 2	SAC: 0	PB: 0	
3B: 1	DP: 2	SB: 0	
HR: 1	HBP: 0	CS: 0	

Batter	1	2	3	4	5	6	7	8	9	AB	R	H	RBI	BB	SO	LOB
Bill Doran, S (1, 4) OBP: 0.274, SLG: 0.388	0-0 1B		0-0 ① F8		0-0 ② L4		0-0 ③ FC4-6 1-2f			4	0	1	0	0	0	2
Billy Hatcher, R (1, 8) OBP: 0.424, SLG: 0.598	0-0 1-2 1B		0-0 ② F5		0-3 ③ K			0-0 G4-6-3 1B		4	0	2	0	0	1	1
Phil Garner, R (1, 5) OBP: 0.308, SLG: 0.458	0-3 ① K		0-0 ③ F8			0-0 1B		0-0 ①② G4-6-3 1-2f		3	0	1	0	0	1	2
Denny Walling, L (8, PH) OBP: 0.294, SLG: 0.394 (8, 5)										1	0	0	0	0	0	1
Glenn Davis, R (1, 3) OBP: 0.256, SLG: 0.393	0-0 ② F5			0-0 FC6-4 1B		0-3 ① K		0-0 ③ 4-3		4	0	1	0	0	1	3
Kevin Bass, S (1, 9) OBP: 0.344, SLG: 0.476	0-3 ③ K			0-0 ① FC6-4 1-2f S		0-0 ② L9			0-0 1B 2B	4	1	1	0	0	1	4
Jim Pankovits, R (1, 7) OBP: 0.200, SLG: 0.200		0-3 ① K		0-3 ② K 1-2		0-0 ③ F9			0-0 ① F9	3	0	0	0	0	2	2
Terry Puhl, L (9, PH) OBP: 0.286, SLG: 0.346										1	0	0	0	0	0	1
Alan Ashby, S (1, 2) OBP: 0.328, SLG: 0.357		0-0 ② 6-3		0-0 ③ F8			0-0 FC4-6 1B		0-0 ② F8	4	0	1	0	0	0	2
Bert Pena, R (1, 6) OBP: 0.261, SLG: 0.150		4-0 BB			0-0 ① F8		0-0 ① F8		0-0 2-H 1B	2	0	0	0	1	0	1
Mark Bailey, S (9, PH) OBP: 0.379, SLG: 0.320										1	0	1	1	0	0	0
Danny Darwin, R (9, PR) OBP: 0.100, SLG: 0.100										0	0	0	0	0	0	0
Mike Scott, R (1, 1)		0-3 ③ K			4-0 BB		0-3 ② K		0-3 ③ K	1	0	0	0	1	1	1
Tye Waller, R (7, PH)										1	0	0	0	0	1	1
Bob Knepper, L (7, 1) OBP: 0.167, SLG: 0.167										0	0	0	0	0	0	0
Jose Cruz, L (9, PH) OBP: 0.309, SLG: 0.403										1	0	0	0	0	1	1
Inning Stats	R: 0 H: 2 E: 0 LOB: 2 K: 2 BB: 0 S: 9 P: 9	R: 0 H: 0 E: 0 LOB: 1 K: 2 BB: 1 S: 7 P: 11	R: 0 H: 0 E: 0 LOB: 0 K: 0 BB: 0 S: 3 P: 3	R: 0 H: 1 E: 0 LOB: 1 K: 1 BB: 0 S: 6 P: 6	R: 0 H: 0 E: 0 LOB: 1 K: 1 BB: 1 S: 5 P: 9	R: 0 H: 1 E: 0 LOB: 1 K: 1 BB: 0 S: 6 P: 6	R: 0 H: 1 E: 0 LOB: 1 K: 1 BB: 0 S: 6 P: 6	R: 0 H: 1 E: 0 LOB: 0 K: 0 BB: 0 S: 3 P: 3	R: 1 H: 2 E: 0 LOB: 1 K: 1 BB: 0 S: 7 P: 7	1B: 7 SF: 0 2B: 1 SAC: 0 3B: 0 DP: 1 HR: 0 HBP: 0						

TOP

Houston Astros @ New York Mets

Shea Stadium, Flushing, NY

Wed Apr 29 1987, 7:05 PM EDT

Att. 27,097 - Unknown

livebaseballscorecards.com

AB	34
R	1
H	8
RBI	1
BB	2
SO	9
LOB	22

WP: 0 PA: 36
PB: 0
SB: 1
CS: 0

PITCHER		IP	WLS	BF	H	R	ER	SO	BB	IBB	HBP	BLK	WP	HR	S	P	ERA	WHIP
Sid Fernandez, L ERA: 2.18	(1, 1)	7.0	W	28	5	0	0	8	2	0	0	0	0	0	42	50	0.00	1.000
Doug Sisk, R ERA: 4.22	(8, 1)	1.0		4	2	1	1	0	0	0	0	0	0	0	4	4	9.00	2.000
Jesse Orosco, L ERA: 5.79	(9, 1)	1.0	S	4	1	0	0	1	0	0	0	0	0	0	6	6	0.00	1.000

PITCHER	IP	WLS	BF	H	R	ER	SO	BB	IBB	HBP	BLK	WP	HR	S	P	ERA	WHIP

BOTTOM

Batter	1	2	3	4	5	6	7	8	9	AB	R	H	RBI	BB	SO	LOB
Lenny Dykstra, L (1, 8) OBP: 0.345, SLG: 0.471	L3		F6		1B, 1-2, 1B		K			4	0	1	0	0	1	1
Doug Sisk, R (8, 1)										0	0	0	0	0	0	0
Jesse Orosco, R (9, 1)										0	0	0	0	0	0	0
Wally Backman, S (1, 4) OBP: 0.286, SLG: 0.267	4-3		4-3		K			F8		4	0	0	0	0	1	3
Keith Hernandez, L (1, 3) OBP: 0.386, SLG: 0.479	K			HR	1B, 1-3, 2-H			HBP		3	1	2	2	0	1	0
Gary Carter, R (1, 2) OBP: 0.275, SLG: 0.419		K		1B	K			K		4	0	1	0	0	3	3
Darryl Strawberry, L (1, 9) OBP: 0.354, SLG: 0.606		4-3		F7		K		K		4	0	0	0	0	2	2
Kevin McReynolds, R (1, 7) OBP: 0.375, SLG: 0.552		E6		K		K				3	0	0	0	0	2	1
Howard Johnson, S (1, 5) OBP: 0.329, SLG: 0.339		F4		1-3		1-3				3	0	0	0	0	0	2
Rafael Santana, R (1, 6) OBP: 0.246, SLG: 0.262			2B		5-3		K			3	0	1	0	0	1	0
Sid Fernandez, L (1, 1) OBP: 0.333, SLG: 0.333			1B		1B, 1B		K			2	1	2	0	0	0	0
Mookie Wilson, S (7, PH) OBP: 0.412, SLG: 0.646 (8, 8)										1	0	0	0	0	1	0
Inning Stats	R: 0 E: 0 K: 1 S: 5 H: 0 LOB: 0 BB: 0 P: 5	R: 0 E: 1 K: 1 S: 6 H: 0 LOB: 1 BB: 0 P: 6	R: 0 E: 0 K: 0 S: 4 H: 2 LOB: 1 BB: 0 P: 4	R: 1 E: 0 K: 1 S: 7 H: 2 LOB: 1 BB: 0 P: 7	R: 1 E: 0 K: 2 S: 10 H: 3 LOB: 2 BB: 0 P: 10	R: 0 E: 0 K: 2 S: 7 H: 0 LOB: 0 BB: 0 P: 7	R: 0 E: 0 K: 3 S: 9 H: 0 LOB: 0 BB: 0 P: 9	R: 0 E: 0 K: 2 S: 7 H: 0 LOB: 1 BB: 0 P: 8		1B: 5 2B: 1 3B: 0 HR: 1 SF: 0 SAC: 0 DP: 0 HBP: 1						

PITCHER	IP	WLS	BF	H	R	ER	SO	BB	IBB	HBP	BLK	WP	HR	S	P	ERA	WHIP
Mike Scott, R (1, 1) ERA: 2.05	6.0	L	25	7	2	2	7	0	0	0	0	0	1	39	39	3.00	1.167
Bob Knepper, L (7, 1) ERA: 6.04	2.0		7	0	0	0	5	0	0	1	0	0	0	16	17	0.00	0.000

PITCHER	IP	WLS	BF	H	R	ER	SO	BB	IBB	HBP	BLK	WP	HR	S	P	ERA	WHIP

Houston Astros @ New York Mets
Shea Stadium, Flushing, NY
Wed Apr 29 1987, 7:05 PM EDT
Att. 27,097 - Unknown

livebaseballscorecards.com

AB	31
R	2
H	7
RBI	2
BB	0
SO	12
LOB	12

WP: 0 PA: 32
PB: 0
SB: 0
CS: 0

Batter	1	2	3	4	5	6	7	8	9	AB	R	H	RBI	BB	SO	LOB
Casey Candaele, S (1, 8) OBP: 0.423, SLG: 0.383	x 0-0 WP 1B 1B	x 0-0 ③ F8			x 0-0 ③ F8			x 0-0 ② F8		4	1	1	0	0	0	1
Mitch Webster, S (1, 9) OBP: 0.368, SLG: 0.403	S S S 0-3 ① K	x 0-0 ① 1-3				S S S 0-3 ① K		x 0-0 ③ F6		4	0	0	0	0	2	1
Andres Galarraga, R (1, 3) OBP: 0.367, SLG: 0.458	x 0-0 ② 1-3 1-3	x 0-0 ② F9				S S S 0-3 ② K			x 0-0 ① G3	4	0	0	0	0	1	1
Tim Wallach, R (1, 5) OBP: 0.302, SLG: 0.390	x 0-0 HR 3-H 1B	x 0-0 ③ F8				S S S 0-3 ③ K			S S S 0-3 ② K	4	1	1	1	0	2	0
John Stefero, L (1, 2) OBP: 0.233, SLG: 0.286	x 0-0 1-H HR		x 0-0 ① 4-3				x 0-0 ① F7		S S S 0-3 ③ K	4	1	1	2	0	1	0
Dave Engle, R (1, 7) OBP: 0.344, SLG: 0.379	x 0-0 ③ 1-3		x 0-0 ② 5-3				x 0-0 ② 5-3			3	0	0	0	0	0	0
Vance Law, R (1, 4) OBP: 0.316, SLG: 0.493		x 0-0 ① F9	x 0-0 ③ 5-3				B B B 4-0 FC6 BB			2	0	0	0	1	0	0
Tom Foley, L (1, 6) OBP: 0.225, SLG: 0.189		x 0-0 ② 1-3			x 0-0 ① 4-3		x 0-0 ③ FC6 1-2f			3	0	0	0	0	0	1
Jay Tibbs, R (1, 1) OBP: 0.308, SLG: 0.200		B B B 4-0 BB			S S S 0-3 ② K			x 0-0 ① 4-3		1	0	0	0	1	1	0
Bob McClure, R (6, 1)										0	0	0	0	0	0	0
Lary Sorensen, R (7, 1)										0	0	0	0	0	0	0
Wallace Johnson, S (8, PH) OBP: 0.143, SLG: 0.214										1	0	0	0	0	0	0
Bill Campbell, R (8, 1)										0	0	0	0	0	0	0
Inning Stats	R: 3 E: 0 K: 1 S: 8 H: 3 LOB: 0 BB: 0 P: 8	R: 0 E: 0 K: 0 S: 3 H: 0 LOB: 1 BB: 1 P: 7	R: 0 E: 0 K: 0 S: 3 H: 0 LOB: 0 BB: 0 P: 3	R: 0 E: 0 K: 0 S: 3 H: 0 LOB: 0 BB: 0 P: 3	R: 0 E: 0 K: 1 S: 5 H: 0 LOB: 0 BB: 0 P: 5	R: 0 E: 0 K: 3 S: 9 H: 0 LOB: 0 BB: 0 P: 9	R: 0 E: 0 K: 0 S: 3 H: 0 LOB: 1 BB: 1 P: 7	R: 0 E: 0 K: 0 S: 3 H: 0 LOB: 0 BB: 0 P: 3	R: 0 E: 0 K: 2 S: 7 H: 0 LOB: 0 BB: 0 P: 7	1B: 2 2B: 0 3B: 0 HR: 1	SF: 0 SAC: 0 DP: 0 HBP: 0						

PITCHER	IP	WLS	BF	H	R	ER	SO	BB	IBB	HBP	BLK	WP	HR	S	P	ERA	WHIP
Rick Aguilera, R (1, 1) ERA: 4.06	9.0	W	32	3	3	3	7	2	0	0	0	1	1	44	52	3.00	0.556

PITCHER	IP	WLS	BF	H	R	ER	SO	BB	IBB	HBP	BLK	WP	HR	S	P	ERA	WHIP

Montreal Expos @ New York Mets

Shea Stadium, Flushing, NY

Thu Apr 30 1987, 7:05 PM EDT

Att. 20,607 - Unknown

TOP

livebaseballscorecards.com

AB	30
R	3
H	3
RBI	3
BB	2
SO	7
LOB	4

WP: 2 PB: 0 SB: 0 CS: 0 PA: 32

Montreal Expos @ New York Mets

Shea Stadium, Flushing, NY

Thu Apr 30 1987, 7:05 PM EDT

Att. 20,607 - Unknown

BOTTOM

Batter	1	2	3	4	5	6	7	8	9	AB	R	H	RBI	BB	SO	LOB
Lenny Dykstra, L (1, 8) OBP: 0.333, SLG: 0.446	0-0 BB HR 1B	0-3 ① K		0-0 E4 G4-6-3 2-3 3-H		0-0 ① 4-3	0-0 ③ 5-3			5	1	1	1	0	1	2
Wally Backman, S (1, 4) OBP: 0.296, SLG: 0.265	BBBB 4-0 1-2 HR BB	0-0 ② F7		0-0 ② ③ G4-6-3 1-2f		0-0 ② 6-3		0-0 2B SF7 1B		4	2	1	0	1	0	3
Keith Hernandez, L (1, 3) OBP: 0.391, SLG: 0.514 Lee Mazzilli, S (8, PH) (9, 3) OBP: 0.385, SLG: 0.300	0-0 1-H 2-H HR	0-0 ③ L4			BBBB 4-0 1B BB	0-0 ③ G3		0-0 1-3 2B		3 1	1 0	1 1	3 0	1 0	0 0	1 0
Gary Carter, R (1, 2) OBP: 0.271, SLG: 0.405	0-0 ① F7		0-0 ① 5-3		0-0 ① 1-3 HR 1B		0-0 ① F4	0-3 ① K		5	1	1	0	0	1	2
Darryl Strawberry, L (1, 9) OBP: 0.369, SLG: 0.627	0-0 E 1B		0-0 ② G3		SSS 0-3 ② K		0-0 HR 3B	4-0 IBB		4	1	2	0	1	1	1
Kevin McReynolds, R (1, 7) OBP: 0.377, SLG: 0.590	0-0 E4 FC5-4 1-2		SSS 0-3 ③ K		0-0 1-H HR		4-0 HR IBB	0-0 ② SF7 3-H		3	2	1	3	1	1	1
Howard Johnson, S (1, 6) OBP: 0.347, SLG: 0.397	SSS 0-3 ② K			0-0 2B E 1B	BBBB 4-0 S BB		0-0 1-H 3-H HR	0-0 ③ 2-3		4	2	2	3	1	1	4
Dave Magadan, L (1, 5) OBP: 0.417, SLG: 1.000	0-0 ③ FC5-4 1-2f			0-0 E 1-3 2B	4-0 FC6-4 1-2 IBB		0-0 HR			3	1	2	1	1	0	2
Rick Aguilera, R (1, 1) OBP: 0.231, SLG: 0.308		0-0 2B		SSS 0-3 ① K	0-0 ③ FC6-4 1-2f		SSS 0-3 ② K			4	0	1	0	0	2	4
Inning Stats	R: 3 E: 1 K: 1 S: 9 H: 3 LOB: 2 BB: 1 P: 13	R: 0 E: 0 K: 1 S: 6 H: 1 LOB: 1 BB: 0 P: 6	R: 0 E: 0 K: 1 S: 5 H: 0 LOB: 0 BB: 0 P: 5	R: 1 E: 1 K: 1 S: 7 H: 2 LOB: 1 BB: 0 P: 7	R: 2 E: 0 K: 1 S: 6 H: 2 LOB: 2 BB: 3 P: 18	R: 0 E: 0 K: 0 S: 3 H: 0 LOB: 0 BB: 0 P: 3	R: 4 E: 0 K: 1 S: 8 H: 3 LOB: 0 BB: 1 P: 12	R: 1 E: 0 K: 1 S: 7 H: 2 LOB: 2 BB: 1 P: 11		1B: 5 2B: 3 3B: 1 HR: 4	SF: 1 SAC: 0 DP: 1 HBP: 0			WP: 0 PB: 0 SB: 1 CS: 0	PA: 43		

livebaseballscorecards.com

	AB	36
	R	11
	H	13
	RBI	11
	BB	6
	SO	7
	LOB	20

PITCHER		IP	WLS	BF	H	R	ER	SO	BB	IBB	HBP	BLK	WP	HR	S	P	ERA	WHIP
Jay Tibbs, R ERA: 4.64	(1, 1)	5.0	L	27	8	6	6	5	3	1	0	0	0	2	33	49	10.80	2.200
Bob McClure, L ERA: 9.0	(6, 1)	1.1		8	3	4	4	0	0	1	0	0	0	2	7	11	27.00	2.250
Lary Sorensen, R ERA: 1.98	(7, 1)	0.2		2	0	0	0	1	0	0	0	0	0	0	4	4	0.00	0.000
Bill Campbell, R ERA: 8.1	(8, 1)	1.0		6	2	1	1	1	0	1	0	0	0	0	7	11	9.00	2.000

PITCHER	IP	WLS	BF	H	R	ER	SO	BB	IBB	HBP	BLK	WP	HR	S	P	ERA	WHIP

Montreal Expos @ New York Mets

Shea Stadium, Flushing, NY

Fri May 01 1987, 7:05 PM EDT

Att. 28,808 - Unknown

TOP

livebaseballscorecards.com

Batter	1	2	3	4	5	6	7	8	9	AB	R	H	RBI	BB	SO	LOB
Casey Candaele, S (1, 7) OBP: 0.421, SLG: 0.385	3-1		HR, 1-2, 1B		L1		F7		S, 1B	5	1	2	0	0	0	0
Tom Foley, L (1, 6) OBP: 0.311, SLG: 0.325	F9, S, 1B		1-H, 2-H, HR		FC6-4, BB		BB, 2B		S, 1-2, 1B	3	2	3	3	2	0	0
Andres Galarraga, R (1, 3) OBP: 0.357, SLG: 0.434	F9, 1-3		F8		FC6-4, 1-2f		BB, 2B, 1-2		K, 1-2, 2-3	4	0	0	0	1	1	4
Tim Wallach, R (1, 5) OBP: 0.324, SLG: 0.413	K		G6-4-3, 1B		F8		2B, 1-3, 2-H		IBB	4	0	2	1	1	1	2
Mike Fitzgerald, R (1, 2) OBP: 0.286, SLG: 0.450 Bob McClure, R (9, 1)		HR	G6-4-3, 1-2f			F7	F8		K	5 0	1 0	1 0	1 0	0 0	1 0	6 0
Vance Law, R (1, 4) OBP: 0.313, SLG: 0.474		F9		F7		G5-4-3, BB		F9		3	0	0	0	1	0	0
Dave Engle, R (1, 9) OBP: 0.306, SLG: 0.333 Reid Nichols, R (8, 9) OBP: 0.296, SLG: 0.292		G3		K		G5-4-3, 1-2f		6-3		4 0	0 0	0 0	0 0	0 0	1 0	1 0
Herm Winningham, L (1, 8) OBP: 0.194, SLG: 0.207		6-3		2B			K	6-3		4	0	1	0	0	1	0
Bryn Smith, R (1, 1) OBP: 1.000, SLG: 1.000 Andy McGaffigan, R (3, 1) Wallace Johnson, S (7, PH) OBP: 0.200, SLG: 0.467 Randy St. Claire, R (7, 1) OBP: 1.000, SLG: 1.000 Alonzo Powell, R (9, PH) OBP: 0.283, SLG: 0.268 John Stefero, L (9, 2) OBP: 0.233, SLG: 0.286			1B, HR, 1B	K		HR	K		K	1 1 1 0 1 0	1 0 1 0 0 0	1 0 1 0 0 0	0 0 0 0 0 0	0 0 0 0 1 0	0 1 0 0 0 0	0 1 0 0 0 0
Inning Stats	R: 0 E: 0 K: 1 S: 6 H: 1 LOB: 1 BB: 0 P: 6	R: 1 E: 0 K: 0 S: 4 H: 1 LOB: 0 BB: 0 P: 4	R: 3 E: 0 K: 0 S: 6 H: 4 LOB: 0 BB: 0 P: 6	R: 0 E: 0 K: 2 S: 8 H: 1 LOB: 1 BB: 0 P: 8	R: 0 E: 0 K: 0 S: 3 H: 0 LOB: 1 BB: 1 P: 7	R: 0 E: 0 K: 0 S: 2 H: 0 LOB: 0 BB: 1 P: 6	R: 2 E: 0 K: 1 S: 7 H: 2 LOB: 2 BB: 2 P: 15	R: 0 E: 0 K: 0 S: 3 H: 0 LOB: 0 BB: 0 P: 3	R: 0 E: 0 K: 3 S: 11 H: 2 LOB: 3 BB: 1 P: 15	1B: 6 2B: 2 3B: 0 HR: 3 SF: 0 SAC: 0 DP: 2 HBP: 0						

	AB	36
	R	6
	H	11
	RBI	6
	BB	5
	SO	7
	LOB	14

WP: 0 PB: 0 SB: 3 CS: 0 PA: 41

PITCHER		IP	WLS	BF	H	R	ER	SO	BB	IBB	HBP	BLK	WP	HR	S	P	ERA	WHIP
Ron Darling, R ERA: 6.62	(1, 1)	6.2		29	8	6	6	4	3	0	0	0	0	3	34	46	8.10	1.650
Doug Sisk, R ERA: 3.75	(7, 1)	1.1		6	1	0	0	0	1	0	0	0	0	0	5	9	0.00	1.500
Jesse Orosco, L ERA: 5.23	(9, 1)	1.0	W	6	2	0	0	3	0	1	0	0	0	0	11	15	0.00	2.000

PITCHER		IP	WLS	BF	H	R	ER	SO	BB	IBB	HBP	BLK	WP	HR	S	P	ERA	WHIP

Montreal Expos @ New York Mets

Shea Stadium, Flushing, NY

Fri May 01 1987, 7:05 PM EDT

Att. 28,808 - Unknown

BOTTOM

Batter	1	2	3	4	5	6	7	8	9	AB	R	H	RBI	BB	SO	LOB
Lenny Dykstra, L (1, 8) OBP: 0.338, SLG: 0.443	F6	1B	2-H 1B			SSS 0-3 ① K			① F8	5	0	2	1	0	1	0
Wally Backman, S (1, 4) OBP: 0.310, SLG: 0.283	S HR 1B	BB 1-3 1B	③ 6-3			② 6-3			HR	4	1	2	0	0	0	1
Tim Teufel, R (9, PH) OBP: 0.486, SLG: 0.594										1	1	1	1	0	0	0
Keith Hernandez, L (1, 3) OBP: 0.385, SLG: 0.494	② L6 1-2	BBB 4-0 BB 1-2		SSS 0-3 ① K		SSS 0-3 ③ K				3	0	0	0	1	2	1
Darryl Strawberry, L (1, 9) OBP: 0.375, SLG: 0.658	2-H HR	③ 4-3		① 1B			① F8			4	1	2	2	0	0	3
Kevin McReynolds, R (1, 7) OBP: 0.384, SLG: 0.600	1B		WP FC4 2B	② F8			② L8			4	1	2	0	0	0	1
Howard Johnson, S (1, 6) OBP: 0.329, SLG: 0.373	SSS 0-3 ③ K 1B		① G3 2-3	③ 4-3			③ 1-3			4	0	0	0	0	1	3
Dave Magadan, L (1, 5) OBP: 0.313, SLG: 0.714		SSS 0-3 ① K	FC4 2B 3-H		① F7			① 6-3		4	1	0	1	0	1	0
Barry Lyons, R (1, 2) OBP: 0.333, SLG: 0.833		HR	SSS ② K		② 4-3			G1-6-3 1B		4	1	2	1	0	1	1
Ron Darling, R (1, 1) OBP: 0.167, SLG: 0.333		② F9	1-H 1B 2B		SSS 0-3 ③ K			② ③ G1-6-3 1-2f		3	1	1	1	0	1	0
Doug Sisk, R (7, 1)										0	0	0	0	0	0	0
Mookie Wilson, S (8, PH) OBP: 0.404, SLG: 0.633										1	0	0	0	0	0	1
Jesse Orosco, R (9, 1)										0	0	0	0	0	0	0
Inning Stats	R: 2 E: 0 K: 1 S: 8 H: 3 LOB: 1 BB: 0 P: 8	R: 1 E: 0 K: 1 S: 8 H: 3 LOB: 3 BB: 1 P: 12	R: 3 E: 0 K: 1 S: 9 H: 3 LOB: 1 BB: 0 P: 9	R: 0 E: 0 K: 1 S: 6 H: 1 LOB: 1 BB: 0 P: 6	R: 0 E: 0 K: 1 S: 5 H: 0 LOB: 0 BB: 0 P: 5	R: 0 E: 0 K: 2 S: 7 H: 0 LOB: 0 BB: 0 P: 7	R: 0 E: 0 K: 0 S: 3 H: 0 LOB: 0 BB: 0 P: 3	R: 0 E: 0 K: 0 S: 3 H: 1 LOB: 0 BB: 0 P: 3	R: 1 E: 0 K: 0 S: 2 H: 1 LOB: 0 BB: 0 P: 2	1B: 7 2B: 2 3B: 0 HR: 3	SF: 0 SAC: 0 DP: 1 HBP: 0						

livebaseballscorecards.com

	AB	37
	R	7
	H	12
	RBI	7
	BB	1
	SO	7
	LOB	11

WP: 1 PB: 0 SB: 1 CS: 0 PA: 38

PITCHER		IP	WLS	BF	H	R	ER	SO	BB	IBB	HBP	BLK	WP	HR	S	P	ERA	WHIP
Bryn Smith, R ERA: 20.25	(1, 1)	2.2		18	8	6	6	3	1	0	0	0	1	2	23	27	20.25	3.375
Andy McGaffigan, R ERA: 0.52	(3, 1)	3.1		12	2	0	0	4	0	0	0	0	0	0	20	20	0.00	0.600
Randy St. Claire, R ERA: 3.77	(7, 1)	2.0		6	1	0	0	0	0	0	0	0	0	0	6	6	0.00	0.500
Bob McClure, L ERA: 9.82	(9, 1)	0.1	L	2	1	1	1	0	0	0	0	0	0	1	2	2	27.00	3.000

PITCHER	IP	WLS	BF	H	R	ER	SO	BB	IBB	HBP	BLK	WP	HR	S	P	ERA	WHIP

Batter	1	2	3	4	5	6	7	8	9	10	AB	R	H	RBI	BB	SO	LOB
Casey Candaele, S (1, 8) (9, 6) OBP: 0.415, SLG: 0.371	BBBB 4-0 CS BB	x 0-0 ③ 4-3		x 0-0 ② 4-3		x 0-0 ② F4		x 0-0 ② 6-3		x 0-0 1B 1-2 HR 1B	5	1	1	0	1	0	3
Mitch Webster, S (1, 9) OBP: 0.348, SLG: 0.378	x 0-0 ① ② F7 1-2		x 0-0 ① F9	x 0-0 ③ F7		x 0-0 E1 1B 3-H		x 0-0 ③ F8		x 0-0 1-2 2-3 HR 1B	5	0	0	0	0	0	1
Lary Sorensen, R (8, 1)											0	0	0	0	0	0	0
Bob McClure, R (8, 1)											0	0	0	0	0	0	0
Herm Winningham, L (9, 8) OBP: 0.219, SLG: 0.233											1	1	1	0	0	0	0
Tim Raines, S (1, 7) OBP: 0.833, SLG: 1.800	x 0-0 3B		BBBB 4-0 S 1B BB		x 0-0 ① 4-3	x 0-0 FC6 1-2 1B			x 0-0 1B 6-3 1B	x 0-0 1-H 2-H 3-H HR	5	3	4	4	1	0	0
Tim Wallach, R (1, 5) OBP: 0.324, SLG: 0.406	x 0-0 ③ F9		x 0-0 ② F7 1-2		x 0-0 1B 1B	x 0-0 ③ FC6 1-2f			x 0-0 ① 6-3 E 1-3 1B	x 0-0 ① 6-3	6	1	2	0	0	0	4
Andres Galarraga, R (1, 3) OBP: 0.378, SLG: 0.451		x 0-0 1B 2B 1B	x 0-0 BLK 2-H 1B 1B		x 0-0 ② F9		x 0-0 G6-4-3 1B		x 0-0 ① 6-3 1-2 3-H	x 0-0 1B FC4-6 1B	6	3	4	2	0	0	2
John Stefero, L (1, 2) OBP: 0.273, SLG: 0.323		x 0-0 ① F4	x 0-0 BB 1-H 1B		x 0-0 1-2 1B		x 0-0 ① ② G6-4-3 1-2f		x 0-0 ② 5-3	x 0-0 FC4-6 1-3 1B	3	0	2	1	0	0	1
Mike Fitzgerald, R (7, PH) (7, 2) OBP: 0.292, SLG: 0.435											3	0	1	0	0	0	2
Vance Law, R (1, 4) OBP: 0.337, SLG: 0.475		x 0-0 BBBB 2B 1-2 1B	4-0 1-2 BB		x 0-0 ③ F9		BBBB 4-0 BB		x 0-0 E8 2-H 1B	x 0-0 ② FC4-6 1-2f 3-H	4	0	2	1	2	0	3
Tom Foley, L (1, 6) OBP: 0.327, SLG: 0.386	x 0-0 1-3 2-H 2B	x 0-0 ③ F2				x 0-0 B3-4 E 2B	x 0-0 ③ F4		SSSS 0-3 ③ K	SSSS 0-3 ③ K	4	1	2	1	0	0	3
Dave Engle, R (9, PH) (9, 9) OBP: 0.297, SLG: 0.324											1	0	0	0	0	1	1
Randy St. Claire, R (9, 1) OBP: 0.500, SLG: 0.500											1	0	0	0	0	1	1
Andy McGaffigan, R (10, 1)											0	0	0	0	0	0	0
Neal Heaton, L (1, 1) OBP: 0.143, SLG: 0.143	x 0-0 ② G3			x 0-0 ① 1-3		x 0-0 ① B3-4 2-3		x 0-0 ① L1		x 0-0 1B 1B HR 1B	3	0	0	0	0	0	3
Tim Burke, R (6, 1)											0	0	0	0	0	0	0
Reid Nichols, R (8, PH) (8, 9) OBP: 0.310, SLG: 0.308											2	1	1	0	0	0	0
(9, 8)																	
(9, 9)																	
Inning Stats	R: 0 E: 0 K: 0 S: 3 H: 1 LOB: 1 BB: 1 P: 7	R: 1 E: 0 K: 0 S: 6 H: 3 LOB: 2 BB: 0 P: 6	R: 2 E: 0 K: 0 S: 5 H: 2 LOB: 2 BB: 2 P: 13	R: 0 E: 0 K: 0 S: 3 H: 0 LOB: 0 BB: 0 P: 3	R: 0 E: 0 K: 0 S: 5 H: 2 LOB: 2 BB: 0 P: 5	R: 1 E: 1 K: 0 S: 6 H: 2 LOB: 2 BB: 0 P: 6	R: 0 E: 0 K: 0 S: 3 H: 1 LOB: 1 BB: 1 P: 7	R: 0 E: 0 K: 0 S: 3 H: 0 LOB: 0 BB: 0 P: 3	R: 2 E: 1 K: 1 S: 8 H: 3 LOB: 1 BB: 0 P: 8	R: 5 E: 1 K: 1 S: 11 H: 6 LOB: 1 BB: 0 P: 11	1B: 16 2B: 2 3B: 1 HR: 1 SF: 0 SAC: 0 DP: 1 HBP: 0						

PITCHER		IP	WLS	BF	H	R	ER	SO	BB	IBB	HBP	BLK	WP	HR	S	P	ERA	WHIP
David Cone, R ERA: 6.86	(1, 1)	5.0		25	8	3	3	0	3	0	0	1	0	0	22	34	5.40	2.200
Terry Leach, R ERA: 0.87	(6, 1)	1.0		6	2	1	0	0	0	0	0	0	0	0	6	6	0.00	2.000
Gene Walter, L ERA: 2.31	(7, 1)	2.0		8	2	1	1	0	1	0	0	0	0	0	7	11	4.50	1.500
Doug Sisk, R ERA: 4.26	(9, 1)	0.2		4	2	1	1	0	0	0	0	0	0	0	4	4	13.50	3.000
Jesse Orosco, L ERA: 8.18	(9, 1)	0.2	L	8	6	5	4	1	0	0	0	0	0	1	10	10	54.00	9.000

PITCHER		IP	WLS	BF	H	R	ER	SO	BB	IBB	HBP	BLK	WP	HR	S	P	ERA	WHIP
Randy Myers, L ERA: 12.15	(10, 1)	0.2		2	0	0	0	1	0	0	0	0	0	0	4	4	0.00	0.000

TOP

Montreal Expos @ New York Mets

Shea Stadium, Flushing, NY

Sat May 02 1987, 3:33 AM EDT

Att. 37,235 - Unknown

livebaseballscorecards.com

AB	49
R	11
H	20
RBI	9
BB	4
SO	2
LOB	24

1B: 16	SF: 0	WP: 0	PA: 53		
2B: 2	SAC: 0	PB: 0			
3B: 1	DP: 1	SB: 1			
HR: 1	HBP: 0	CS: 1			

Montreal Expos @ New York Mets

Shea Stadium, Flushing, NY

Sat May 02 1987, 3:33 AM EDT
Att. 37,235 - Unknown

livebaseballscorecards.com

Batter	1	2	3	4	5	6	7	8	9	10	AB	R	H	RBI	BB	SO	LOB
Mookie Wilson, S (1, 8) OBP: 0.397, SLG: 0.593	G3		6-3 2-3	F8		K		IBB		5-3 1B 1-2 1B	5	0	1	0	1	1	3
Tim Teufel, R (1, 4) OBP: 0.512, SLG: 0.657 Wally Backman, S (8, 4) OBP: 0.317, SLG: 0.291	BB BLK BB		3-H 2B		6-3		3-1 2B	K		5-3 1B 1-2 2-3	3 2	0 0	2 1	1 0	1 0	0 1	0 2
Keith Hernandez, L (1, 3) OBP: 0.361, SLG: 0.458	K		G3		K		6-3		G3 1-2 2-3 3-H	5-3 1-2 2-3 3-H	6	0	0	1	0	2	5
Gary Carter, R (1, 2) OBP: 0.275, SLG: 0.412	F8 1-2			HR 2B	4-3		3-1 2-3		FC1-4 E 1B	K	6	1	2	0	0	1	4
Darryl Strawberry, L (1, 9) OBP: 0.387, SLG: 0.687		G3		HR 2-H	S SF8 1B		IBB		E6 FC1-4 1-2		4	2	2	2	1	0	1
Kevin McReynolds, R (1, 7) OBP: 0.359, SLG: 0.557		1-3		F9	5-3 1-2		K		FC1-4 1-2f 2-3		5	0	0	0	0	1	5
Howard Johnson, S (1, 6) OBP: 0.333, SLG: 0.380 (9, 5)	K			1B 2B	BB 2-3			4-3	K		4	2	1	0	1	2	2
Dave Magadan, L (1, 5) OBP: 0.400, SLG: 0.750 Al Pedrique, R (9, 6)			6-3 SH1-4 2B 1B	2-H 1B		SF8 3-H		SH5-4 BB		F9	2 1	1 0	2 0	2 0	1 0	0 0	0 0
David Cone, L (1, 1) Terry Leach, R (6, 1) Lee Mazzilli, S (6, PH) OBP: 0.429, SLG: 0.364 Gene Walter, L (7, 1) Doug Sisk, R (9, 1) Jesse Orosco, R (9, 1) Randy Myers, L (10, 1) Lenny Dykstra, L (10, PH) OBP: 0.348, SLG: 0.452			SH1-4 1-2	K		1-H		SH5-4 1-2		1B 1B 5-3 1B	1 0 1 0 0 0 0 1	0 0 0 0 0 0 0 1	0 0 1 0 0 0 0 1	0 0 0 0 0 0 0 0	1 0 0 0 0 0 0 0	0 0 0 0 0 0 0 0	1 0 0 0 0 0 0 1
Inning Stats	R: 0 H: 0 E: 0 LOB: 1 K: 1 BB: 1 S: 5 P: 9	R: 0 H: 0 E: 0 LOB: 0 K: 1 BB: 0 S: 5 P: 5	R: 1 H: 2 E: 0 LOB: 1 K: 0 BB: 0 S: 5 P: 5	R: 3 H: 4 E: 0 LOB: 1 K: 1 BB: 0 S: 9 P: 9	R: 0 H: 0 E: 0 LOB: 0 K: 1 BB: 0 S: 5 P: 5	R: 2 H: 2 E: 0 LOB: 1 K: 1 BB: 1 S: 7 P: 11	R: 0 H: 1 E: 0 LOB: 2 K: 1 BB: 1 S: 6 P: 10	R: 0 H: 0 E: 0 LOB: 2 K: 1 BB: 2 S: 5 P: 13	R: 0 H: 1 E: 1 LOB: 2 K: 1 BB: 0 S: 7 P: 7	R: 1 H: 3 E: 0 LOB: 2 K: 1 BB: 0 S: 8 P: 8	1B: 8 SF: 1 2B: 4 SAC: 2 3B: 0 DP: 0 HR: 1 HBP: 0						

PITCHER		IP	WLS	BF	H	R	ER	SO	BB	IBB	HBP	BLK	WP	HR	S	P	ERA	WHIP
Neal Heaton, L ERA: 5.08	(1, 1)	5.2		27	8	6	6	4	2	0	0	1	0	1	33	41	9.53	1.765
Tim Burke, R ERA: 4.76	(6, 1)	1.1		6	1	0	0	2	0	1	0	0	0	0	9	13	0.00	0.750
Lary Sorensen, R ERA: 1.88	(8, 1)	0.2		4	0	0	0	0	1	1	0	0	0	0	2	10	0.00	1.500
Bob McClure, L ERA: 9.0	(8, 1)	0.2		2	0	0	0	1	0	0	0	0	0	0	4	4	0.00	0.000
Randy St. Claire, R ERA: 4.11	(9, 1)	1.0	W	8	4	1	1	1	0	0	0	0	0	0	10	10	9.00	4.000

PITCHER		IP	WLS	BF	H	R	ER	SO	BB	IBB	HBP	BLK	WP	HR	S	P	ERA	WHIP
Andy McGaffigan, R ERA: 0.5	(10, 1)	0.2	S	2	0	0	0	1	0	0	0	0	0	0	4	4	0.00	0.000

AB	41
R	7
H	13
RBI	7
BB	5
SO	9
LOB	23

WP: 0	PA: 49		
PB: 0			
SB: 3			
CS: 0			

Montreal Expos @ New York Mets

Shea Stadium, Flushing, NY

Sun May 03 1987, 3:33 AM EDT

Att. 30,759 - Unknown

livebaseballscorecards.com

Batter	1	2	3	4	5	6	7	8	9	AB	R	H	RBI	BB	SO	LOB
Casey Candaele, S (1, 6) (7, 8) (9, 4) OBP: 0.407, SLG: 0.365	K		FC6-4 1B		6-3			4-3		4	0	1	0	0	1	0
Mitch Webster, S (1, 9) OBP: 0.333, SLG: 0.360	5-3		K			5-3		F6		4	0	0	0	0	1	1
Tim Raines, S (1, 7) OBP: 0.600, SLG: 1.444	HR		FC6-4 1-2f			K		K		4	1	1	1	0	2	1
Tim Wallach, R (1, 5) OBP: 0.333, SLG: 0.411	S 1B			F9		1B			6-3	4	0	2	0	0	0	0
Andres Galarraga, R (1, 3) OBP: 0.394, SLG: 0.471 Herm Winningham, L (9, 8) OBP: 0.219, SLG: 0.233	K 1-2			2B			BB 1-3 2B		G6-3 1B	3 0	1 0	2 0	0 0	1 0	1 0	1 0
Mike Fitzgerald, R (1, 2) OBP: 0.250, SLG: 0.370		K		K			1-3 1-2		G6-3 1-2f	4	0	0	0	0	2	3
Vance Law, R (1, 4) (9, 3) OBP: 0.337, SLG: 0.482		F9		4-3			2B 2-H			3	0	1	1	0	0	1
Reid Nichols, R (1, 8) OBP: 0.290, SLG: 0.286 Tom Foley, L (7, PH) (7, 6) OBP: 0.320, SLG: 0.378		F8			F7		F8			2 1	0 0	0 0	0 0	0 0	0 0	0 1
Floyd Youmans, R (1, 1) OBP: 0.300, SLG: 0.700 Bob McClure, R (5, 1) Tim Burke, R (7, 1)			F3		K		4-3			2 1 0	0 0 0	0 0 0	0 0 0	0 0 0	1 0 0	0 1 0

TOP

AB	32
R	2
H	7
RBI	2
BB	1
SO	8
LOB	9

Inning Stats	1	2	3	4	5	6	7	8	9
	R: 1 E: 0 K: 2 S: 9	R: 0 E: 0 K: 1 S: 5	R: 0 E: 0 K: 1 S: 6	R: 0 E: 0 K: 1 S: 6	R: 0 E: 0 K: 1 S: 5	R: 0 E: 0 K: 1 S: 5	R: 1 E: 0 K: 0 S: 4	R: 0 E: 0 K: 1 S: 5	R: 0 E: 0 K: 0 S: 3
	H: 2 LOB: 1 BB: 0 P: 9	H: 0 LOB: 0 BB: 0 P: 5	H: 1 LOB: 1 BB: 0 P: 6	H: 1 LOB: 1 BB: 0 P: 6	H: 0 LOB: 0 BB: 0 P: 5	H: 1 LOB: 1 BB: 0 P: 5	H: 1 LOB: 1 BB: 1 P: 8	H: 0 LOB: 0 BB: 0 P: 5	H: 1 LOB: 0 BB: 0 P: 3

1B: 4	SF: 0	WP: 0	PA: 33		
2B: 2	SAC: 0	PB: 0			
3B: 0	DP: 1	SB: 1			
HR: 1	HBP: 0	CS: 0			

PITCHER		IP	WLS	BF	H	R	ER	SO	BB	IBB	HBP	BLK	WP	HR	S	P	ERA	WHIP
Bob Ojeda, L ERA: 4.15	(1, 1)	5.0	L	19	4	1	1	6	0	0	0	0	0	1	31	31	1.80	0.800
Terry Leach, R ERA: 1.46	(6, 1)	2.0		8	2	1	1	1	1	0	0	0	0	0	9	13	4.50	1.500
Doug Sisk, R ERA: 3.68	(8, 1)	2.0		6	1	0	0	1	0	0	0	0	0	0	8	8	0.00	0.500

PITCHER		IP	WLS	BF	H	R	ER	SO	BB	IBB	HBP	BLK	WP	HR	S	P	ERA	WHIP

Montreal Expos @ New York Mets

Shea Stadium, Flushing, NY

Sun May 03 1987, 3:33 AM EDT

Att. 30,759 - Unknown

BOTTOM

Batter	1	2	3	4	5	6	7	8	9	AB	R	H	RBI	BB	SO	LOB
Lenny Dykstra, L (1, 8) OBP: 0.370, SLG: 0.485	F9		1B		1B		F9 2B		F7	4	0	3	0	0	0	0
Doug Sisk, R (8, 1)										0	0	0	0	0	0	0
Lee Mazzilli, S (9, PH) OBP: 0.400, SLG: 0.333										1	0	0	0	0	0	1
Wally Backman, S (1, 4) OBP: 0.333, SLG: 0.310	3-1		1-2 1B		1-2 BB 1B		BBB BB		6-3 1-2	3	0	2	0	0	0	0
Tim Teufel, R (7, PH) OBP: 0.512, SLG: 0.639										1	0	0	0	1	0	1
(8, 4)																
Keith Hernandez, L (1, 3) OBP: 0.353, SLG: 0.443	1B		F8		F7		F9 2-3		4-3	5	0	1	0	0	0	6
Gary Carter, R (1, 2) OBP: 0.274, SLG: 0.398	K		K		BBB 1-2 BB		6-3			3	0	0	0	1	2	5
Darryl Strawberry, L (1, 9) OBP: 0.381, SLG: 0.678		K		2B	K			K		4	0	1	0	0	3	2
Kevin McReynolds, R (1, 7) OBP: 0.341, SLG: 0.527		F9		F8		F7		6-3		4	0	0	0	0	0	1
Howard Johnson, S (1, 6) OBP: 0.341, SLG: 0.387		S 1B		F6		5-3		1B		4	0	2	0	0	0	1
Dave Magadan, L (1, 5) OBP: 0.375, SLG: 0.632		F6 1-2		BBBB BB		F7		G3		3	0	0	0	1	0	2
Bob Ojeda, L (1, 1)			F6	F8			F6		6-3 1B	2	0	0	0	0	0	2
Terry Leach, R (6, 1)										0	0	0	0	0	0	0
Mookie Wilson, S (7, PH) OBP: 0.400, SLG: 0.589										2	0	1	0	0	0	0
(8, 8)																
Inning Stats	R: 0 E: 0 K: 1 S: 6 H: 1 LOB: 1 BB: 0 P: 6	R: 0 E: 0 K: 1 S: 6 H: 1 LOB: 1 BB: 0 P: 6	R: 0 E: 0 K: 1 S: 7 H: 2 LOB: 2 BB: 0 P: 7	R: 0 E: 0 K: 0 S: 4 H: 1 LOB: 2 BB: 1 P: 8	R: 0 E: 0 K: 1 S: 6 H: 2 LOB: 2 BB: 1 P: 10	R: 0 E: 0 K: 0 S: 3 H: 0 LOB: 0 BB: 0 P: 3	R: 0 E: 0 K: 0 S: 4 H: 1 LOB: 2 BB: 1 P: 8	R: 0 E: 0 K: 1 S: 6 H: 1 LOB: 1 BB: 0 P: 6	R: 0 E: 0 K: 0 S: 4 H: 1 LOB: 1 BB: 0 P: 4	1B: 8 2B: 2 3B: 0 HR: 0	SF: 0 SAC: 0 DP: 0 HBP: 0						

livebaseballscorecards.com

	AB	36
	R	0
	H	10
	RBI	0
	BB	3
	SO	5
	LOB	21

WP: 0 PB: 0 SB: 1 CS: 0 PA: 39

PITCHER		IP	WLS	BF	H	R	ER	SO	BB	IBB	HBP	BLK	WP	HR	S	P	ERA	WHIP
Floyd Youmans, R ERA: 5.61	(1, 1)	4.0		19	6	0	0	3	1	0	0	0	0	0	24	28	0.00	1.750
Bob McClure, L ERA: 6.75	(5, 1)	2.2	W	11	2	0	0	1	2	0	0	0	0	0	11	19	0.00	1.500
Tim Burke, R ERA: 3.38	(7, 1)	2.1	S	9	2	0	0	1	0	0	0	0	0	0	11	11	0.00	0.857

PITCHER	IP	WLS	BF	H	R	ER	SO	BB	IBB	HBP	BLK	WP	HR	S	P	ERA	WHIP

Batter	1	2	3	4	5	6	7	8	9	AB	R	H	RBI	BB	SO	LOB
Tracy Jones, R (1, 7) OBP: 0.351, SLG: 0.510	F3		F8		BB, CS		F2			3	0	0	0	1	0	0
Kurt Stillwell, S (1, 6) OBP: 0.368, SLG: 0.442	K		2B, HBP		K, 1-2			F6		3	1	0	0	0	2	1
Dave Parker, L (1, 9) OBP: 0.325, SLG: 0.559	K		1-H, 2B			K		1B		4	0	2	1	0	2	0
Eric Davis, R (1, 8) OBP: 0.476, SLG: 0.882		F7	F2			S, 1B		BB, S, 1B		3	1	1	0	1	0	1
Buddy Bell, R (1, 5) OBP: 0.372, SLG: 0.485		1B, 1B		F8		K		1-H, 1B		4	0	2	1	0	1	1
Bo Diaz, R (1, 2) OBP: 0.298, SLG: 0.333		K		F7		1-3, BB		K		3	0	0	0	1	2	2
Dave Concepcion, R (1, 3) OBP: 0.386, SLG: 0.333		1-3, 1B		1B		K			F7	4	0	2	0	0	1	2
Ron Oester, S (1, 4) OBP: 0.346, SLG: 0.409		K		F4			4-3		B3-6-4, 1B	4	0	1	0	0	1	3
Ted Power, R (1, 1) John Franco, L (9, 1)			K		K		F7		B3-6-4, 1-2f	4 0	0 0	0 0	0 0	0 0	2 0	1 0
Inning Stats	R: 0 E: 0 K: 2 S: 7 H: 0 LOB: 0 BB: 0 P: 7	R: 0 E: 0 K: 2 S: 9 H: 2 LOB: 2 BB: 0 P: 9	R: 1 E: 0 K: 1 S: 6 H: 1 LOB: 1 BB: 0 P: 7	R: 0 E: 0 K: 0 S: 4 H: 1 LOB: 1 BB: 0 P: 4	R: 0 E: 0 K: 2 S: 6 H: 0 LOB: 0 BB: 1 P: 10	R: 0 E: 0 K: 3 S: 10 H: 1 LOB: 2 BB: 1 P: 14	R: 0 E: 0 K: 0 S: 3 H: 0 LOB: 0 BB: 0 P: 3	R: 1 E: 0 K: 1 S: 6 H: 2 LOB: 1 BB: 1 P: 10	R: 0 E: 0 K: 0 S: 3 H: 1 LOB: 0 BB: 0 P: 3	1B: 7 2B: 1 3B: 0 HR: 0 SF: 0 SAC: 0 DP: 1 HBP: 1						

PITCHER		IP	WLS	BF	H	R	ER	SO	BB	IBB	HBP	BLK	WP	HR	S	P	ERA	WHIP
Sid Fernandez, L ERA: 2.14	(1, 1)	9.0	L	36	8	2	2	11	3	0	1	0	0	0	54	67	2.00	1.222

PITCHER		IP	WLS	BF	H	R	ER	SO	BB	IBB	HBP	BLK	WP	HR	S	P	ERA	WHIP

TOP

Cincinnati Reds @ New York Mets

Shea Stadium, Flushing, NY

Tue May 05 1987, 7:05 PM EDT

Att. 20,037 - Unknown

livebaseballscorecards.com

AB	32
R	2
H	8
RBI	2
BB	3
SO	11
LOB	11

1B: 7	SF: 0	WP: 0	PA: 36
2B: 1	SAC: 0	PB: 0	
3B: 0	DP: 1	SB: 3	
HR: 0	HBP: 1	CS: 1	

Batter	1	2	3	4	5	6	7	8	9	AB	R	H	RBI	BB	SO	LOB
Lenny Dykstra, L (1, 8) OBP: 0.364, SLG: 0.486	F6		F9		2B			F8		4	0	1	0	0	0	0
Wally Backman, S (1, 4) OBP: 0.328, SLG: 0.306	3-1		4-3		6-3			1B		4	0	1	0	0	0	1
Keith Hernandez, L (1, 3) OBP: 0.358, SLG: 0.440	BB			BB 1B		F7		K		3	0	1	0	1	1	1
Gary Carter, R (1, 2) OBP: 0.273, SLG: 0.385	F7			1-2 BB		5-3		F7		3	0	0	0	1	0	2
Darryl Strawberry, L (1, 9) OBP: 0.366, SLG: 0.648		K		K		F8			F7	4	0	0	0	0	2	2
Kevin McReynolds, R (1, 7) OBP: 0.349, SLG: 0.526		1B		K			6-3		1B	4	0	2	0	0	1	2
Howard Johnson, S (1, 6) OBP: 0.337, SLG: 0.380		K		G3			1B		F8	4	0	1	0	0	1	4
Dave Magadan, L (1, 5) OBP: 0.321, SLG: 0.522		K			4-3		F7		F6	4	0	0	0	0	1	3
Sid Fernandez, L (1, 1) OBP: 0.250, SLG: 0.250			K		K		K			3	0	0	0	0	3	1
Inning Stats	R: 0 H: 0 E: 0 LOB: 1 K: 0 BB: 1 S: 3 P: 7	R: 0 H: 1 E: 0 LOB: 1 K: 3 BB: 0 S: 10 P: 10	R: 0 H: 0 E: 0 LOB: 0 K: 1 BB: 0 S: 5 P: 5	R: 0 H: 1 E: 0 LOB: 2 K: 2 BB: 1 S: 8 P: 12	R: 0 H: 1 E: 0 LOB: 1 K: 1 BB: 0 S: 6 P: 6	R: 0 H: 0 E: 0 LOB: 0 K: 0 BB: 0 S: 3 P: 3	R: 0 H: 1 E: 0 LOB: 1 K: 1 BB: 0 S: 6 P: 6	R: 0 H: 1 E: 0 LOB: 1 K: 1 BB: 0 S: 6 P: 6	R: 0 H: 1 E: 0 LOB: 1 K: 0 BB: 0 S: 4 P: 4	1B: 5 SF: 0 2B: 1 SAC: 0 3B: 0 DP: 0 HR: 0 HBP: 0						WP: 0 PA: 35 PB: 0 SB: 0 CS: 0	

PITCHER		IP	WLS	BF	H	R	ER	SO	BB	IBB	HBP	BLK	WP	HR	S	P	ERA	WHIP
Ted Power, R ERA: 2.72	(1, 1)	8.1	W	33	6	0	0	9	2	0	0	0	0	0	49	57	0.00	0.960
John Franco, L ERA:	(9, 1)	0.2	S	2	0	0	0	0	0	0	0	0	0	0	2	2	0.00	0.000

PITCHER	IP	WLS	BF	H	R	ER	SO	BB	IBB	HBP	BLK	WP	HR	S	P	ERA	WHIP

BOTTOM

Cincinnati Reds @ New York Mets

Shea Stadium, Flushing, NY

Tue May 05 1987, 7:05 PM EDT

Att. 20,037 - Unknown

livebaseballscorecards.com

AB	33
R	0
H	6
RBI	0
BB	2
SO	9
LOB	16

Cincinnati Reds @ New York Mets

Shea Stadium, Flushing, NY

Wed May 06 1987, 7:05 PM EDT

Att. 26,327 - Unknown

TOP

livebaseballscorecards.com

Batter	1	2	3	4	5	6	7	8	9	AB	R	H	RBI	BB	SO	LOB
Kal Daniels, L (1, 7) OBP: 0.379, SLG: 0.725	0-0 WP 1B 1B		0-0 FC4-6-3-5 1B		0-3 K			0-0 1B 1B	0-3 K	5	2	3	0	0	2	1
Kurt Stillwell, S (1, 6) OBP: 0.384, SLG: 0.456	0-0 WP 1-2 1B		0-0 FC4-6-3-5 WP 1-2		0-0 1B			0-0 1B 1-2 1B		4	0	3	0	0	0	1
Dave Parker, L (1, 9) OBP: 0.314, SLG: 0.539	0-3 K 1-2 2-H		0-0 F7		0-0 4-3			0-3 K		4	0	0	0	0	2	5
Eric Davis, R (1, 8) OBP: 0.468, SLG: 0.854	0-3 K		4-0 S 2-3 BB			0-0 4-3		0-3 K		3	0	0	0	1	2	3
Buddy Bell, R (1, 5) OBP: 0.368, SLG: 0.476	0-0 4-3		0-0 F7 1-2			0-0 5-3		0-0 1B 1-3 2-H		4	0	1	1	0	0	3
Bo Diaz, R (1, 2) OBP: 0.286, SLG: 0.319		0-0 6-3		0-0 4-3		0-0 L1		0-3 K		4	0	0	0	0	1	2
Terry Francona, L (1, 3) OBP: 0.243, SLG: 0.246		0-0 FC1-5 2B		0-0 4-3			0-0 F8		0-0 FC5-4 1B	3	0	1	0	0	0	0
Dave Concepcion, R (9, PH) OBP: 0.397, SLG: 0.347										1	0	1	0	0	0	0
Ron Oester, S (1, 4) OBP: 0.333, SLG: 0.392		0-0 FC1-5 2-3		0-3 K			0-0 1-3		0-0 FC5-4 1-2f	4	0	0	0	0	1	2
Mario Soto, R (1, 1) OBP: 0.111, SLG: 0.111		0-0 6-3			0-3 K		0-3 K		0-3 K	2	0	0	0	0	1	1
Rob Murphy, L (5, 1)										0	0	0	0	0	0	0
Tracy Jones, R (7, PH) OBP: 0.345, SLG: 0.500										1	0	0	0	0	1	0
Ron Robinson, R (7, 1)										0	0	0	0	0	0	0
Lloyd McClendon, R (9, PH) OBP: 0.231, SLG: 0.250										1	0	0	0	0	1	1

AB	36
R	2
H	9
RBI	1
BB	1
SO	11
LOB	19

Inning Stats	1	2	3	4	5	6	7	8	9
	R: 1 E: 0 K: 2 S: 9	H: 2 LOB: 1 BB: 0 P: 9	R: 0 E: 0 K: 0 S: 4	H: 1 LOB: 1 BB: 0 P: 4	R: 0 E: 1 K: 0 S: 4	H: 1 LOB: 2 BB: 1 P: 8	R: 0 E: 0 K: 1 S: 5	H: 0 LOB: 0 BB: 0 P: 5	R: 0 E: 0 K: 2 S: 8	H: 1 LOB: 1 BB: 0 P: 8	R: 0 E: 0 K: 0 S: 3	H: 0 LOB: 0 BB: 0 P: 3	R: 0 E: 0 K: 1 S: 5	H: 0 LOB: 0 BB: 0 P: 5	R: 1 E: 0 K: 3 S: 12	H: 3 LOB: 2 BB: 0 P: 12	R: 0 E: 0 K: 2 S: 8	H: 1 LOB: 1 BB: 0 P: 8

PITCHER		IP	WLS	BF	H	R	ER	SO	BB	IBB	HBP	BLK	WP	HR	S	P	ERA	WHIP	PITCHER		IP	WLS	BF	H	R	ER	SO	BB	IBB	HBP	BLK	WP	HR	S	P	ERA	WHIP
Rick Aguilera, R ERA: 3.69	(1, 1)	8.0	W	33	8	2	2	9	1	0	0	0	2	0	50	54	2.25	1.125																				
Jesse Orosco, L ERA: 7.5	(9, 1)	1.0	S	4	1	0	0	2	0	0	0	0	0	0	8	8	0.00	1.000																				

1B: 8	SF: 0	WP: 3	PA: 37
2B: 1	SAC: 0	PB: 0	
3B: 0	DP: 0	SB: 1	
HR: 0	HBP: 0	CS: 0	

Batter	1	2	3	4	5	6	7	8	9	AB	R	H	RBI	BB	SO	LOB
Lenny Dykstra, L (1, 8) OBP: 0.366, SLG: 0.480	F8 1B 4-3 1B	3-1			BB S 2-H 1B	K		F7		5	1	2	1	0	1	4
Wally Backman, S (1, 4) OBP: 0.338, SLG: 0.318	4-3 1-2 1B		1-3		L4 1-2		FC6-4 1B			4	0	2	0	0	0	1
Keith Hernandez, L (1, 3) OBP: 0.355, SLG: 0.426	F8 2-3		F7		BB IBB		FC6-4 1B 1-2f			3	0	0	0	1	0	3
Gary Carter, R (1, 2) OBP: 0.272, SLG: 0.372	4-3 1-2 3-H		5-3		BB 1-2 2-3		K			3	0	0	1	1	1	2
Darryl Strawberry, L (1, 9) OBP: 0.362, SLG: 0.632	6-3			F9	F8		FC6-4 1B 1-2			4	0	1	0	0	0	4
Kevin McReynolds, R (1, 7) OBP: 0.333, SLG: 0.500		5-3		L6		K	FC6-4 1B 1-2f			4	0	0	0	0	1	2
Howard Johnson, S (1, 6) OBP: 0.333, SLG: 0.373 (9, 5)		S 1B 1B		F9		3-1		K		4	1	1	0	0	1	0
Dave Magadan, L (1, 5) OBP: 0.406, SLG: 0.615		SH1-4 1-H 1B			SH3 1B BB	1B 1B		2B		3	1	3	1	1	0	0
Rafael Santana, R (9, 6) OBP: 0.246, SLG: 0.262										0	0	0	0	0	0	0
Rick Aguilera, R (1, 1) OBP: 0.286, SLG: 0.357		SH1-4 1-2			SH3 1-2	1B 1-2		F8		1	0	1	0	0	0	0
Lee Mazzilli, S (8, PH) OBP: 0.375, SLG: 0.308										1	0	0	0	0	0	1
Jesse Orosco, R (9, 1)										0	0	0	0	0	0	0
Inning Stats	R: 1 E: 0 K: 0 S: 5 H: 2 LOB: 1 BB: 0 P: 5	R: 1 E: 0 K: 0 S: 5 H: 2 LOB: 1 BB: 0 P: 5	R: 0 E: 0 K: 0 S: 3 H: 0 LOB: 0 BB: 0 P: 3	R: 0 E: 0 K: 0 S: 3 H: 0 LOB: 0 BB: 0 P: 3	R: 1 E: 0 K: 0 S: 4 H: 1 LOB: 3 BB: 3 P: 16	R: 0 E: 0 K: 2 S: 9 H: 2 LOB: 2 BB: 0 P: 9	R: 0 E: 0 K: 1 S: 7 H: 2 LOB: 2 BB: 0 P: 7	R: 0 E: 0 K: 1 S: 6 H: 1 LOB: 1 BB: 0 P: 6		1B: 9 2B: 1 3B: 0 HR: 0 SF: 0 SAC: 2 DP: 0 HBP: 0						

PITCHER		IP	WLS	BF	H	R	ER	SO	BB	IBB	HBP	BLK	WP	HR	S	P	ERA	WHIP
Mario Soto, R ERA: 4.5	(1, 1)	4.2	L	22	5	3	3	0	2	1	0	0	0	0	19	31	5.79	1.500
Rob Murphy, L ERA: 1.66	(5, 1)	1.1		6	2	0	0	2	0	0	0	0	0	0	10	10	0.00	1.500
Ron Robinson, R ERA: 1.73	(7, 1)	2.0		9	3	0	0	2	0	0	0	0	0	0	13	13	0.00	1.500

PITCHER	IP	WLS	BF	H	R	ER	SO	BB	IBB	HBP	BLK	WP	HR	S	P	ERA	WHIP

Cincinnati Reds @ New York Mets

Shea Stadium, Flushing, NY

Wed May 06 1987, 7:05 PM EDT

Att. 26,327 - Unknown

BOTTOM

livebaseballscorecards.com

AB	32
R	3
H	10
RBI	3
BB	3
SO	4
LOB	17

Batter	1	2	3	4	5	6	7	8	9	10	AB	R	H	RBI	BB	SO	LOB
Mookie Wilson, S (1, 8) OBP: 0.415, SLG: 0.583	L4-3 1B		1B S 1B		6-3	IBB			1-3		4	1	2	0	1	0	0
Tim Teufel, R (1, 4) OBP: 0.468, SLG: 0.575 Wally Backman, S (9, PH) OBP: 0.333, SLG: 0.313 (9, 4)	L4-3 1-2		K 1-2		E6	K			6-3		4 1	0 0	0 0	0 0	0 0	2 0	5 0
Keith Hernandez, L (1, 3) OBP: 0.374, SLG: 0.439	BB BB		1B 2-H 1B		K		G6-4-3 1B		1B		4	0	3	1	1	1	1
Gary Carter, R (1, 2) OBP: 0.278, SLG: 0.367	FC6 1-2 BB		1-2 1B			4-3	G6-4-3 1-2f		K		4	0	1	0	1	1	2
Darryl Strawberry, L (1, 9) OBP: 0.355, SLG: 0.606	FC6 1-2f		K			BB E 1B BB	6-3			4-1	4	1	0	0	1	1	4
Kevin McReynolds, R (1, 7) OBP: 0.326, SLG: 0.483		F9		F9		E6 BB 1-2 1B		FC1-6 1B		E6 L4-3	5	1	1	0	0	0	1
Howard Johnson, S (1, 6) OBP: 0.337, SLG: 0.368		6-3		G4-6-3 1B		SH5-4 1B 1-2 2-3 BB		FC1-6 CS 1-2f		L4-3 1-2	4	0	1	0	1	0	2
Dave Magadan, L (1, 5) OBP: 0.417, SLG: 0.586		F6		G4-6-3 1-2f		SH5-4 1-2 2-H 3-H 1B		FC6-4 1-2 BB			3	0	1	2	1	0	1
Ron Darling, R (1, 1) OBP: 0.143, SLG: 0.286 Gene Walter, L (7, 1) Terry Leach, R (8, 1) Jesse Orosco, R (9, 1)			K		K	SH5-4 1-2 2-3		FC6-4 1-2f			2 1 0 0	0 0 0 0	0 0 0 0	0 0 0 0	0 0 0 0	2 0 0 0	0 1 0 0
Inning Stats	R: 0 E: 0 K: 0 S: 3 / H: 1 LOB: 2 BB: 2 P: 11	R: 0 E: 0 K: 0 S: 3 / H: 0 LOB: 0 BB: 0 P: 3	R: 1 E: 0 K: 3 S: 12 / H: 3 LOB: 2 BB: 0 P: 12	R: 0 E: 0 K: 0 S: 3 / H: 1 LOB: 0 BB: 0 P: 3	R: 0 E: 1 K: 2 S: 8 / H: 0 LOB: 1 BB: 0 P: 8	R: 2 E: 1 K: 1 S: 7 / H: 1 LOB: 3 BB: 3 P: 19	R: 0 E: 0 K: 0 S: 3 / H: 1 LOB: 0 BB: 0 P: 3	R: 0 E: 0 K: 0 S: 3 / H: 1 LOB: 1 BB: 1 P: 7	R: 0 E: 0 K: 1 S: 6 / H: 1 LOB: 1 BB: 0 P: 6	R: 0 E: 1 K: 0 S: 3 / H: 0 LOB: 0 BB: 0 P: 3	1B: 9 2B: 2 3B: 0 HR: 0 / SF: 0 SAC: 1 DP: 4 HBP: 0						

PITCHER	IP	WLS	BF	H	R	ER	SO	BB	IBB	HBP	BLK	WP	HR	S	P	ERA	WHIP
Zane Smith, L (1, 1) ERA: 3.05	7.0		32	7	3	2	6	4	1	0	0	0	0	39	59	2.57	1.571
Jim Acker, R (8, 1) ERA: 3.86	2.0		8	2	0	0	1	1	0	0	0	0	0	9	13	0.00	1.500
Gene Garber, R (10, 1) ERA: 5.63	1.0	W	3	0	0	0	0	0	0	0	0	0	0	3	3	0.00	0.000

PITCHER	IP	WLS	BF	H	R	ER	SO	BB	IBB	HBP	BLK	WP	HR	S	P	ERA	WHIP

TOP

New York Mets @ Atlanta Braves

Atlanta-Fulton County Stadium, Atlanta, GA

Fri May 08 1987, 7:05 PM EDT
Att. 26,044 - Unknown

livebaseballscorecards.com

AB	36
R	3
H	9
RBI	3
BB	6
SO	7
LOB	17

WP: 0	PA: 43		
PB: 0			
SB: 1			
CS: 1			

New York Mets @ Atlanta Braves

Atlanta-Fulton County Stadium, Atlanta, GA

Fri May 08 1987, 7:05 PM EDT
Att. 26,044 - Unknown

livebaseballscorecards.com

BOTTOM

Batter	1	2	3	4	5	6	7	8	9	10	AB	R	H	RBI	BB	SO	LOB
Albert Hall, S (1, 8) OBP: 0.278, SLG: 0.529	HR		4-1		4-3		G5-4-3 1-2f		FC3-6 1-2 1B		5	1	2	1	0	0	1
Ken Oberkfell, L (1, 5) OBP: 0.431, SLG: 0.406	F7		K		F7			F8	FC3-6 1-2f		5	0	0	0	0	1	2
Gene Garber, R (10, 1)											0	0	0	0	0	0	0
Gerald Perry, L (1, 7) OBP: 0.258, SLG: 0.299	6-3		F5		3-1			1-3		1-3	5	0	0	0	0	0	0
Dale Murphy, R (1, 9) OBP: 0.440, SLG: 0.587	K			HR		K		1B BB		E S SF9 BB	3	2	1	1	2	2	0
Graig Nettles, L (1, 3) OBP: 0.333, SLG: 0.444		1-3 BB		F9		L7		1-3 1B		SF9 1-H	3	0	1	1	1	0	0
(10, 5)																	
Rafael Ramirez, R (1, 6) OBP: 0.287, SLG: 0.346		K		F8		5-3		K			4	0	0	0	0	2	3
Ozzie Virgil, R (1, 2) OBP: 0.358, SLG: 0.536		1-3 1-2		1B BB			HR		K		3	1	1	1	1	1	1
Glenn Hubbard, R (1, 4) OBP: 0.464, SLG: 0.449		BB		1-3 1B			FC3-6 BB		1B 1B		2	0	2	0	2	0	0
Zane Smith, L (1, 1) OBP: 0.125, SLG: 0.125		F8		4-3			FC3-6 1-2f G5-4-3		F7		2	0	0	0	0	0	4
Dion James, L (7, PH) OBP: 0.438, SLG: 0.510											1	0	0	0	0	0	1
Jim Acker, R (8, 1)											0	0	0	0	0	0	0
Ted Simmons, S (9, PH) OBP: 0.242, SLG: 0.375											1	0	0	0	0	0	1
(10, 3)																	

Inning Stats										
	R: 1 E: 0 K: 1 S: 6	H: 1 LOB: 0 BB: 0 P: 6	R: 0 E: 0 K: 1 S: 5	H: 0 LOB: 2 BB: 2 P: 13	R: 0 E: 0 K: 1 S: 5	H: 0 LOB: 0 BB: 0 P: 5	R: 1 E: 0 K: 0 S: 5	H: 2 LOB: 2 BB: 1 P: 9	R: 0 E: 0 K: 0 S: 3	H: 0 LOB: 0 BB: 0 P: 3
	R: 0 E: 0 K: 1 S: 5	H: 0 LOB: 0 BB: 0 P: 5	R: 1 E: 0 K: 0 S: 3	H: 1 LOB: 0 BB: 1 P: 7	R: 0 E: 0 K: 1 S: 6	H: 1 LOB: 2 BB: 1 P: 10	R: 0 E: 0 K: 1 S: 7	H: 2 LOB: 2 BB: 0 P: 7	R: 1 E: 0 K: 0 S: 2	H: 0 LOB: 0 BB: 1 P: 6

	AB	34
	R	4
	H	7
	RBI	4
	BB	6
	SO	6
	LOB	13

	1B: 4	SF: 1
	2B: 0	SAC: 0
	3B: 0	DP: 1
	HR: 3	HBP: 0

	WP: 0	PA: 41
	PB: 0	
	SB: 1	
	CS: 0	

PITCHER		IP	WLS	BF	H	R	ER	SO	BB	IBB	HBP	BLK	WP	HR	S	P	ERA	WHIP
Ron Darling, R ERA: 6.31	(1, 1)	6.0		26	4	3	3	4	4	0	0	0	0	3	30	46	4.50	1.333
Gene Walter, L ERA: 2.03	(7, 1)	1.2		6	1	0	0	0	1	0	0	0	0	0	5	9	0.00	1.200
Terry Leach, R ERA: 1.35	(8, 1)	1.0		5	2	0	0	2	0	0	0	0	0	0	9	9	0.00	2.000
Jesse Orosco, L ERA: 6.92	(9, 1)	1.0	L	4	0	1	0	0	1	0	0	0	0	0	3	7	0.00	1.000

PITCHER		IP	WLS	BF	H	R	ER	SO	BB	IBB	HBP	BLK	WP	HR	S	P	ERA	WHIP

New York Mets @ Atlanta Braves

Atlanta-Fulton County Stadium, Atlanta, GA

Sat May 09 1987, 3:33 AM EDT

Att. 26,404 - Unknown

TOP

livebaseballscorecards.com

Batter	1	2	3	4	5	6	7	8	9	AB	R	H	RBI	BB	SO	LOB
Lenny Dykstra, L (1, 8) OBP: 0.376, SLG: 0.474	1-3		BB		HBP		F9 2B 1-H 2-H		F8 2-3	1	0	0	0	1	0	0
Kevin McReynolds, R (7, PH) OBP: 0.330, SLG: 0.494										2	0	1	2	0	0	1
Wally Backman, S (1, 4) OBP: 0.320, SLG: 0.300	1-3		4-3		4-3		BB		1B 3-H	3	0	0	0	0	0	4
Tim Teufel, R (7, PH) OBP: 0.490, SLG: 0.585									1B	1	0	1	1	1	0	0
Keith Hernandez, L (1, 3) OBP: 0.367, SLG: 0.427	K			K		6-3	F9 2-3		BB 1-3	5	0	1	0	0	2	2
Darryl Strawberry, L (1, 9) OBP: 0.351, SLG: 0.592		K		K		1B G4-3-6-4-5	F6		BB 1-2	4	0	1	0	0	2	2
Doug Sisk, R (7, 1)										0	0	0	0	0	0	0
Gary Carter, R (9, PH) OBP: 0.284, SLG: 0.367										0	0	0	0	1	0	0
Mookie Wilson, S (1, 7) OBP: 0.400, SLG: 0.554		K	1B		G4-3-6-4-5 1-2f			6-3	K	5	0	1	0	0	2	4
(7, 8)																
Howard Johnson, S (1, 6) OBP: 0.340, SLG: 0.380		1B		4-3			F7	6-3 2B	G3	5	0	2	0	0	0	4
Dave Magadan, L (1, 5) OBP: 0.425, SLG: 0.594			BB FC2-6		4-3		1B 2B	6-3 2-3		3	1	1	0	1	0	1
Barry Lyons, R (1, 2) OBP: 0.313, SLG: 0.688			F7		4-3		1B 2B 2-3	F9		4	1	1	0	0	0	2
Bob Ojeda, L (1, 1)			FC2-6 WP 1-2f		HBP BB		2B 1-2 3-H		F8 1B 2B	0	0	0	0	0	0	0
Terry Leach, R (2, 1)										1	0	0	0	1	0	1
Lee Mazzilli, S (7, PH) OBP: 0.444, SLG: 0.467										2	2	2	1	0	0	0
(7, 9)																

Inning Stats	1	2	3	4	5	6	7	8	9
R:	0	0	0	0	0	0	3	0	1
E:	0	0	0	0	0	0	0	0	0
K:	1	2	0	2	0	0	0	0	1
S:	5	7	3	8	3	3	7	4	8
H:	0	1	0	1	0	1	4	1	3
LOB:	0	1	2	1	2	0	2	1	3
BB:	0	0	1	0	1	0	1	0	1
P:	5	7	8	8	8	3	11	4	12

1B:	7
2B:	5
3B:	0
HR:	0
SF:	0
SAC:	0
DP:	1
HBP:	1

WP:	1
PB:	0
SB:	0
CS:	0
PA:	42

AB	36
R	4
H	11
RBI	4
BB	5
SO	6
LOB	21

PITCHER		IP	WLS	BF	H	R	ER	SO	BB	IBB	HBP	BLK	WP	HR	S	P	ERA	WHIP
David Palmer, R ERA: 3.97	(1, 1)	6.1	W	27	6	3	3	5	3	0	1	0	1	0	33	46	4.26	1.421
Paul Assenmacher, L ERA: 4.15	(7, 1)	0.0		1	1	0	0	0	0	0	0	0	0	0	1	1	∞	∞
Jeff Dedmon, R ERA: 5.54	(7, 1)	0.0		1	0	0	0	0	1	0	0	0	0	0	0	4	∞	∞
Ed Olwine, L ERA: 4.5	(7, 1)	0.2		2	0	0	0	0	0	0	0	0	0	0	2	2	0.00	0.000
Jim Acker, R ERA: 4.0	(8, 1)	1.1		8	4	1	1	0	0	0	0	0	0	0	8	8	6.75	3.000

PITCHER		IP	WLS	BF	H	R	ER	SO	BB	IBB	HBP	BLK	WP	HR	S	P	ERA	WHIP
Gene Garber, R ERA: 5.4	(9, 1)	0.2	S	3	0	0	0	1	1	0	0	0	0	0	4	8	0.00	1.500

BOTTOM

New York Mets @ Atlanta Braves

Atlanta-Fulton County Stadium, Atlanta, GA

Sat May 09 1987, 3:33 AM EDT

Att. 26,404 - Unknown

livebaseballscorecards.com

Batter	1	2	3	4	5	6	7	8	9	AB	R	H	RBI	BB	SO	LOB
Albert Hall, S (1, 8) OBP: 0.409, SLG: 0.579	F8 SH5-3 1B 1B	FC4-6 IBB		E CS S 1B		BBBB 4-3 SH5-4 1B BB				2	2	2	0	2	0	0
Rafael Ramirez, R (1, 6) OBP: 0.281, SLG: 0.337	SH5-3 1-2	FC4-6 1-2f 2-H 3-H		E6 1-3			SH5-4 1-2			2	0	0	1	0	0	2
Darryl Motley, R (1, 7) Gerald Perry, L (7, PH) (8, 3) OBP: 0.255, SLG: 0.295	F8 2-3	6-3		CS 3-H	5-3		4-3 2-3			3 1	0 0	0 0	0 0	0 0	0 0	2 1
Dale Murphy, R (1, 9) OBP: 0.450, SLG: 0.617	BBBB 1B BB	5-3			HR		3-H 1B			3	1	2	2	1	0	0
Ted Simmons, S (1, 3) Jim Acker, R (8, 1) Gene Garber, R (9, 1) OBP: 0.243, SLG: 0.361	FC6-4 1-2 3-H 1B	1-3			4-3		F8			4 0 0	0 0 0	1 0 0	1 0 0	0 0 0	0 0 0	1 0 0
Ozzie Virgil, R (1, 2) OBP: 0.353, SLG: 0.514	FC6-4 1-2f	BBBB 4-0 BB			SSS 0-3 K			F7		3	0	0	0	1	1	2
Ken Oberkfell, L (1, 5) OBP: 0.433, SLG: 0.419		1B FC4-6 2B	L8				G4-6-3 1B	4-3		4	1	2	0	0	0	1
Glenn Hubbard, R (1, 4) OBP: 0.457, SLG: 0.441		SH5-4 E 2-3 1B		6-3			G4-6-3 1-2f	L9		4	1	1	0	0	0	1
David Palmer, R (1, 1) Paul Assenmacher, L (7, 1) Jeff Dedmon, L (7, 1) Ed Olwine, R (7, 1) Gary Roenicke, R (8, 7) OBP: 0.235, SLG: 0.412 OBP: 0.265, SLG: 0.111		SH5-4 1-2		F6			5-3			2 0 0 0 0	0 0 0 0 0	0 0 0 0 0	0 0 0 0 0	0 0 0 0 0	0 0 0 0 0	0 0 0 0 0
Inning Stats	R: 1 E: 0 K: 0 S: 5 H: 2 LOB: 2 BB: 1 P: 9	R: 2 E: 1 K: 0 S: 5 H: 2 LOB: 1 BB: 1 P: 9	R: 0 E: 0 K: 0 S: 3 H: 0 LOB: 1 BB: 1 P: 7	R: 0 E: 1 K: 0 S: 4 H: 1 LOB: 1 BB: 0 P: 4	R: 1 E: 0 K: 1 S: 6 H: 1 LOB: 0 BB: 0 P: 6	R: 0 E: 0 K: 0 S: 3 H: 1 LOB: 0 BB: 0 P: 3	R: 1 E: 0 K: 0 S: 4 H: 1 LOB: 1 BB: 1 P: 8	R: 0 E: 0 K: 0 S: 3 H: 0 LOB: 0 BB: 0 P: 3		1B: 6 2B: 1 3B: 0 HR: 1	SF: 0 SAC: 3 DP: 1 HBP: 0					

	AB	28
	R	5
	H	8
	RBI	4
	BB	4
	SO	1
	LOB	10

PITCHER		IP	WLS	BF	H	R	ER	SO	BB	IBB	HBP	BLK	WP	HR	S	P	ERA	WHIP
Bob Ojeda, L ERA: 4.31	(1, 1)	1.0	L	6	2	1	1	0	1	0	0	0	0	0	5	9	9.00	3.000
Terry Leach, R ERA: 1.96	(2, 1)	5.0		21	5	3	2	1	1	1	0	0	0	1	21	29	3.60	1.200
Doug Sisk, R ERA: 3.78	(7, 1)	2.0		8	1	1	1	0	1	0	0	0	0	0	7	11	4.50	1.000

PITCHER	IP	WLS	BF	H	R	ER	SO	BB	IBB	HBP	BLK	WP	HR	S	P	ERA	WHIP

Batter	1	2	3	4	5	6	7	8	9	AB	R	H	RBI	BB	SO	LOB
Lenny Dykstra, L (1, 8) OBP: 0.378, SLG: 0.463	3-1		6-3		FC1-6 BB		5-3 1B	F9 2-3		4	0	1	0	1	0	2
Wally Backman, S (1, 4) OBP: 0.321, SLG: 0.301	4-3		1B 1B		FC1-6 S 1-2f		5-3 1-2	K 1-2		3	0	1	0	0	0	1
Tim Teufel, R (7, PH) OBP: 0.471, SLG: 0.558 (7, 4)										2	0	0	0	0	1	3
Keith Hernandez, L (1, 3) OBP: 0.371, SLG: 0.425	1-3		1B 1-2		G4-6-3 BB 1-2		L3	1B 2-H 3-H		3	0	1	0	1	0	1
Doug Sisk, R (7, 1)										0	0	0	0	0	0	0
Gene Walter, L (7, 1)										0	0	0	0	0	0	0
Mookie Wilson, S (8, PH) OBP: 0.408, SLG: 0.561										1	0	1	2	0	0	0
Jesse Orosco, R (8, 1)										0	0	0	0	0	0	0
Gary Carter, R (1, 2) OBP: 0.289, SLG: 0.369		5-3	L8		G4-6-3 1-2f			BB 1B	G3-6 1B	5	1	2	0	0	0	4
Darryl Strawberry, L (1, 9) OBP: 0.361, SLG: 0.613		PB BB BB	4-3			HR		1B HR 1-2 BB	G3-6 1-2f	3	2	1	1	2	0	3
Kevin McReynolds, R (1, 7) OBP: 0.343, SLG: 0.505		PB 1-2 BB		2B	F4			HR 1-3 2-H 1B	F8	4	1	2	1	1	0	0
Howard Johnson, S (1, 6) OBP: 0.345, SLG: 0.411 (8, 5)		1-2 2-3 BB		F7	F9			HR 1-H 3-H		3	1	1	3	1	0	1
Dave Magadan, L (1, 5) OBP: 0.409, SLG: 0.556		K		F8	F7			F9 1B 1B 1B		4	1	1	0	0	1	4
Rafael Santana, R (8, 6) OBP: 0.246, SLG: 0.262										0	0	0	0	0	0	0
Sid Fernandez, L (1, 1) OBP: 0.214, SLG: 0.214		K		K			K	S 1-2 1B		2	0	0	0	0	2	4
Lee Mazzilli, S (7, PH) OBP: 0.450, SLG: 0.471 (7, 3)								1B		2	1	1	0	0	1	0
Inning Stats	R: 0 E: 0 K: 0 S: 3 H: 0 LOB: 0 BB: 0 P: 3	R: 0 E: 0 K: 2 S: 7 H: 0 LOB: 3 BB: 3 P: 19	R: 0 E: 0 K: 0 S: 5 H: 2 LOB: 2 BB: 0 P: 5	R: 0 E: 0 K: 1 S: 6 H: 1 LOB: 1 BB: 0 P: 6	R: 0 E: 0 K: 0 S: 2 H: 0 LOB: 1 BB: 2 P: 10	R: 1 E: 0 K: 0 S: 4 H: 1 LOB: 0 BB: 0 P: 4	R: 0 E: 0 K: 1 S: 6 H: 1 LOB: 1 BB: 0 P: 6	R: 6 E: 0 K: 1 S: 10 H: 6 LOB: 1 BB: 1 P: 14	R: 0 E: 0 K: 0 S: 3 H: 1 LOB: 0 BB: 0 P: 3	1B: 9 2B: 1 3B: 0 HR: 2 SF: 0 SAC: 0 DP: 2 HBP: 0	WP: 0 PB: 1 SB: 2 CS: 0 PA: 42					

PITCHER		IP	WLS	BF	H	R	ER	SO	BB	IBB	HBP	BLK	WP	HR	S	P	ERA	WHIP
Rick Mahler, R ERA: 4.08	(1, 1)	6.1		28	5	1	1	4	5	0	0	0	0	1	31	51	1.42	1.579
Paul Assenmacher, L ERA: 12.6	(7, 1)	0.2		7	4	5	5	0	1	0	0	0	0	1	6	10	67.50	7.500
Jeff Dedmon, R ERA: 5.79	(8, 1)	1.0	W	4	2	1	1	1	0	0	0	0	0	0	6	6	9.00	2.000
Gene Garber, R ERA: 5.09	(9, 1)	1.0	S	3	1	0	0	0	0	0	0	0	0	0	3	3	0.00	1.000

PITCHER	IP	WLS	BF	H	R	ER	SO	BB	IBB	HBP	BLK	WP	HR	S	P	ERA	WHIP

TOP

New York Mets @ Atlanta Braves

Atlanta-Fulton County Stadium, Atlanta, GA

Sun May 10 1987, 3:33 AM EDT

Att. 19,460 - Unknown

livebaseballscorecards.com

AB	36
R	7
H	12
RBI	7
BB	6
SO	5
LOB	23

Batter	1	2	3	4	5	6	7	8	9	AB	R	H	RBI	BB	SO	LOB
Albert Hall, S (1, 8) OBP: 0.407, SLG: 0.583	6-3		K		1B		E6	2B		5	2	2	3	0	1	1
Rafael Ramirez, R (1, 6) OBP: 0.298, SLG: 0.345	F8			4-3	BB		E	1B		4	1	2	1	1	0	0
Gary Roenicke, R (1, 7) OBP: 0.243, SLG: 0.100	5-3			F7	F8		E9	P3		3	0	0	0	0	0	2
Graig Nettles, L (7, PH) OBP: 0.353, SLG: 0.464										1	0	1	2	0	0	0
Darryl Motley, R (7, PR) (8, 7)										1	0	0	0	0	0	2
Dale Murphy, R (1, 9) OBP: 0.459, SLG: 0.642		HR		BB		F8	IBB			2	1	1	1	2	0	0
Ted Simmons, S (1, 3) OBP: 0.225, SLG: 0.333		F4		F8		F9	BB			3	0	0	0	0	0	1
Gerald Perry, L (7, 3) OBP: 0.263, SLG: 0.295										0	0	0	1	1	0	0
Ken Oberkfell, L (1, 5) OBP: 0.427, SLG: 0.407		G3			SH3-4 5-3 1B BB	F9	K			3	1	0	0	1	1	3
Bruce Benedict, R (1, 2) OBP: 0.270, SLG: 0.161		F7			5-3		K	2B		4	0	1	0	0	1	1
Randy O'Neal, R (8, PR) OBP: 0.231, SLG: 0.167										0	1	0	0	0	0	0
Gene Garber, R (9, 1)										0	0	0	0	0	0	0
Glenn Hubbard, R (1, 4) OBP: 0.450, SLG: 0.427			5-3		SH3-4 1B BB		6-3	F9		3	1	0	0	1	0	1
Rick Mahler, R (1, 1) OBP: 0.158, SLG: 0.167			K		SH3-4		1B E E BB	K		1	0	0	0	0	1	0
Paul Assenmacher, L (7, 1)										0	1	0	0	1	0	0
Jeff Dedmon, L (8, 1)										0	0	0	0	0	0	0
Ozzie Virgil, R (8, PH) OBP: 0.349, SLG: 0.507										1	0	0	0	0	1	1
(9, 2)																
Inning Stats	R: 0 E: 0 K: 0 S: 3 H: 0 LOB: 0 BB: 0 P: 3	R: 1 E: 0 K: 0 S: 4 H: 1 LOB: 0 BB: 0 P: 4	R: 0 E: 0 K: 2 S: 7 H: 0 LOB: 0 BB: 0 P: 7	R: 0 E: 0 K: 0 S: 3 H: 0 LOB: 1 BB: 1 P: 7	R: 2 E: 0 K: 0 S: 4 H: 1 LOB: 2 BB: 3 P: 16	R: 0 E: 0 K: 0 S: 3 H: 0 LOB: 0 BB: 0 P: 3	R: 3 E: 2 K: 2 S: 10 H: 2 LOB: 3 BB: 3 P: 22	R: 2 E: 0 K: 1 S: 8 H: 3 LOB: 2 BB: 0 P: 8		1B: 4 2B: 2 3B: 0 HR: 1	SF: 0 SAC: 1 DP: 0 HBP: 0						

PITCHER		IP	WLS	BF	H	R	ER	SO	BB	IBB	HBP	BLK	WP	HR	S	P	ERA	WHIP
Sid Fernandez, L ERA: 2.44	(1, 1)	6.0		24	2	3	3	2	4	0	0	0	0	1	24	40	4.50	1.000
Doug Sisk, R ERA: 3.63	(7, 1)	0.2		5	1	3	0	1	1	0	0	0	0	0	6	10	0.00	3.000
Gene Walter, L ERA: 1.98	(7, 1)	0.1		4	1	0	0	1	1	1	0	0	0	0	4	12	0.00	6.000
Jesse Orosco, L ERA: 7.71	(8, 1)	1.0	L	6	3	2	2	1	0	0	0	0	0	0	8	8	18.00	3.000

PITCHER	IP	WLS	BF	H	R	ER	SO	BB	IBB	HBP	BLK	WP	HR	S	P	ERA	WHIP

BOTTOM

New York Mets @ Atlanta Braves

Atlanta-Fulton County Stadium, Atlanta, GA

Sun May 10 1987, 3:33 AM EDT

Att. 19,460 - Unknown

livebaseballscorecards.com

AB	31
R	8
H	7
RBI	8
BB	7
SO	5
LOB	12

PA: 39

WP: 0 PB: 0 SB: 0 CS: 0

Batter	1	2	3	4	5	6	7	8	9	AB	R	H	RBI	BB	SO	LOB
Mookie Wilson, S (1, 8) (8, 7) OBP: 0.421, SLG: 0.620	FC3-5 2B		HR		L8 FC5-6 1B 1-2		L9		FC6 1-2f	5	1	3	1	0	0	1
Wally Backman, S (1, 4) OBP: 0.305, SLG: 0.286	FC3-5 S 1B 2-3		4-3		FC5-6 FC4 1-2 2-3f		6-3			4	1	0	0	0	0	3
Keith Hernandez, L (1, 3) OBP: 0.367, SLG: 0.418	F7 1-2		G5-4-3 1B		L8 2-3		K			4	0	1	0	0	1	3
Gary Carter, R (1, 2) OBP: 0.288, SLG: 0.364	2-H 1B		G5-4-3 1-2f		FC4 1-2f			6-3		4	0	1	1	0	0	3
Barry Lyons, R (8, 2) OBP: 0.313, SLG: 0.688										0	0	0	0	0	0	0
Darryl Strawberry, L (1, 9) OBP: 0.350, SLG: 0.591	F7			6-3		K		4-3		4	0	0	0	0	1	1
Kevin McReynolds, R (1, 7) OBP: 0.358, SLG: 0.505		F9 S 1B		BBBB S BB		BBBB 2B BB		6-3		2	0	1	0	2	0	0
Gene Walter, L (8, 1)										0	0	0	0	0	0	0
Howard Johnson, S (1, 6) OBP: 0.333, SLG: 0.394		K		K 1-2		F7			5-3	4	0	0	0	0	2	3
Dave Magadan, L (1, 5) OBP: 0.417, SLG: 0.575		F9 1-3		K		2B 1-3			FC4-6 1B	4	0	2	0	0	1	2
Rick Aguilera, R (1, 1) OBP: 0.313, SLG: 0.333		1-3			BBBB FC5-6 1B BB	P4			FC4-6 FC6 1-2f	1	0	0	0	1	0	1
Lee Mazzilli, S (6, PH) OBP: 0.429, SLG: 0.444										1	0	0	0	0	0	2
Randy Myers, L (6, 1)										0	0	0	0	0	0	0
Doug Sisk, R (7, 1)										0	0	0	0	0	0	0
Lenny Dykstra, L (8, 8) OBP: 0.374, SLG: 0.457										1	0	0	0	0	0	1
Inning Stats	R: 1 E: 0 K: 0 S: 5 H: 2 LOB: 1 BB: 0 P: 5	R: 0 E: 0 K: 1 S: 6 H: 1 LOB: 1 BB: 0 P: 6	R: 1 E: 0 K: 0 S: 4 H: 2 LOB: 0 BB: 0 P: 4	R: 0 E: 0 K: 2 S: 7 H: 0 LOB: 1 BB: 1 P: 11	R: 0 E: 0 K: 0 S: 4 H: 1 LOB: 2 BB: 1 P: 8	R: 0 E: 0 K: 1 S: 6 H: 1 LOB: 2 BB: 1 P: 10	R: 0 E: 0 K: 1 S: 5 H: 0 LOB: 0 BB: 0 P: 5	R: 0 E: 0 K: 0 S: 3 H: 0 LOB: 0 BB: 0 P: 3	R: 0 E: 0 K: 0 S: 4 H: 1 LOB: 1 BB: 0 P: 4	1B: 5 2B: 2 3B: 0 HR: 1	SF: 0 SAC: 0 DP: 1 HBP: 0					

PITCHER		IP	WLS	BF	H	R	ER	SO	BB	IBB	HBP	BLK	WP	HR	S	P	ERA	WHIP
Mario Soto, R ERA: 4.23	(1, 1)	5.2	W	26	7	2	2	4	3	0	0	0	0	1	31	43	3.18	1.765
Rob Murphy, L ERA: 1.4	(6, 1)	1.1		4	0	0	0	1	0	0	0	0	0	0	6	6	0.00	0.000
Frank Williams, R ERA: 1.93	(8, 1)	1.0		3	0	0	0	0	0	0	0	0	0	0	3	3	0.00	0.000
Guy Hoffman, L ERA: 2.66	(9, 1)	1.0		4	1	0	0	0	0	0	0	0	0	0	4	4	0.00	1.000

PITCHER	IP	WLS	BF	H	R	ER	SO	BB	IBB	HBP	BLK	WP	HR	S	P	ERA	WHIP

TOP

New York Mets @ Cincinnati Reds

Riverfront Stadium, Cincinnati, OH

Mon May 11 1987, 7:05 PM EDT

Att. 23,566 - Unknown

livebaseballscorecards.com

AB	34
R	2
H	8
RBI	2
BB	3
SO	5
LOB	20

WP: 0 PB: 0 SB: 3 CS: 0 PA: 37

New York Mets @ Cincinnati Reds

Riverfront Stadium, Cincinnati, OH

Mon May 11 1987, 7:05 PM EDT

Att. 23,566 - Unknown

livebaseballscorecards.com

BOTTOM

Batter	1	2	3	4	5	6	7	8	9	AB	R	H	RBI	BB	SO	LOB
Kal Daniels, L (1, 7) OBP: 0.367, SLG: 0.670	K		E 1B		FC5-4 1B	G3 1-2		E1 1B		5	2	2	0	0	1	1
Barry Larkin, R (1, 6) OBP: 0.333, SLG: 0.400	K		E1 1B 1-2		FC5-4 S 1-2f		K	1B SF4 1-2		5	3	1	0	0	2	2
Dave Parker, L (1, 9) OBP: 0.304, SLG: 0.508	5-3		E6 1-2 2-3		HR 1-H		1B 2B	6-3 1-3 2-H		5	3	4	2	0	0	0
Eric Davis, R (1, 8) OBP: 0.452, SLG: 0.855		K	E6 1-3 2-H 3-H		1-H HR		1B IBB	SF4 3-H		3	2	1	4	1	1	1
Buddy Bell, R (1, 5) OBP: 0.392, SLG: 0.487 Dave Concepcion, R (3, 5) OBP: 0.382, SLG: 0.356		1B	L1		2B		FC4-6 1B 1-3 2-H	6-3 1-2		1 4	0 2	1 2	0 1	0 0	0 0	0 2
Bo Diaz, R (1, 2) OBP: 0.313, SLG: 0.355	BB 1-3			F7	1-H 2B		FC4-6 1-2 3-H	2-H		5	0	4	3	0	0	0
Terry Francona, L (1, 3) OBP: 0.250, SLG: 0.243	FC3-6 1-2 BB			G4-6-3 1B	4-3		FC4-6 1B 1-2f 2-3	6-3		4	0	1	0	1	0	4
Ron Oester, S (1, 4) OBP: 0.323, SLG: 0.366	FC3-6 1-2f			G4-6-3 1-2f		CS 1B	1-2 3-H			4	0	2	1	0	0	3
Mario Soto, R (1, 1) OBP: 0.091, SLG: 0.091			4-3		1-3	K	4-3			2	0	0	0	0	0	0
Rob Murphy, L (6, 1)										1	0	0	0	0	1	1
Paul O'Neill, L (7, PH) OBP: 0.385, SLG: 0.727										1	0	0	0	0	0	2
Frank Williams, R (8, 1)										0	0	0	0	0	0	0
Guy Hoffman, L (9, 1)										0	0	0	0	0	0	0
Inning Stats	R: 0 E: 0 K: 2 S: 7 H: 0 LOB: 0 BB: 0 P: 7	R: 0 E: 0 K: 1 S: 6 H: 2 LOB: 2 BB: 1 P: 10	R: 2 E: 2 K: 0 S: 6 H: 2 LOB: 1 BB: 0 P: 6	R: 0 E: 0 K: 0 S: 3 H: 1 LOB: 0 BB: 0 P: 3	R: 4 E: 0 K: 0 S: 8 H: 5 LOB: 1 BB: 0 P: 8	R: 0 E: 0 K: 1 S: 5 H: 1 LOB: 0 BB: 0 P: 5	R: 3 E: 0 K: 1 S: 9 H: 4 LOB: 2 BB: 1 P: 13	R: 3 E: 1 K: 0 S: 7 H: 3 LOB: 1 BB: 0 P: 7		1B: 15 2B: 2 3B: 0 HR: 1 SF: 1 SAC: 0 DP: 1 HBP: 0						

	AB	40
	R	12
	H	18
	RBI	11
	BB	2
	SO	5
	LOB	16

WP: 0 PB: 0 SB: 1 CS: 1 PA: 43

PITCHER		IP	WLS	BF	H	R	ER	SO	BB	IBB	HBP	BLK	WP	HR	S	P	ERA	WHIP
Rick Aguilera, R ERA: 4.09	(1, 1)	5.0	L	25	10	6	4	3	1	0	0	0	0	1	30	34	7.20	2.200
Randy Myers, L ERA: 13.5	(6, 1)	1.1		7	3	3	3	2	0	1	0	0	0	0	10	14	20.25	2.250
Doug Sisk, R ERA: 3.5	(7, 1)	0.2		4	2	0	0	0	0	0	0	0	0	0	4	4	0.00	3.000
Gene Walter, L ERA: 2.45	(8, 1)	1.0		7	3	3	1	0	0	0	0	0	0	0	7	7	9.00	3.000

PITCHER	IP	WLS	BF	H	R	ER	SO	BB	IBB	HBP	BLK	WP	HR	S	P	ERA	WHIP

New York Mets @ Cincinnati Reds

Riverfront Stadium, Cincinnati, OH

Tue May 12 1987, 7:05 PM EDT

Att. 26,604 - Unknown

TOP

livebaseballscorecards.com

Batter	1	2	3	4	5	6	7	8	9	AB	R	H	RBI	BB	SO	LOB
Mookie Wilson, S (1, 8) OBP: 0.407, SLG: 0.592	F9	1-3 2B 1B		4-3			4-3		4-3	5	1	1	0	0	0	1
Tim Teufel, R (1, 4) OBP: 0.473, SLG: 0.565	BBBB 1B 1B BB	1-H 3-H 1B 2B			5-3		F9			3	2	1	2	1	0	0
Keith Hernandez, L (1, 3) OBP: 0.379, SLG: 0.430	FC3 E 1-2 1B	G6-4-3 2-H 1B			1B			SSS K		4	1	3	1	0	1	0
Kevin McReynolds, R (1, 7) OBP: 0.364, SLG: 0.515	E 1-2 2-H 1B	G6-4-3 1-2f			2B			G3		4	0	2	1	0	0	1
Darryl Strawberry, L (1, 9) OBP: 0.346, SLG: 0.579	FC3 G6-4-3 1-3 2-H		SSS K		4-3			1B		4	0	1	0	0	1	2
Gary Carter, R (1, 2) OBP: 0.279, SLG: 0.351	G6-4-3 1-2f		F8		F8			F7		4	0	0	0	0	0	3
Howard Johnson, S (1, 5) OBP: 0.331, SLG: 0.417		HR	5-3		F7				P4	4	1	1	1	0	0	0
Rafael Santana, R (1, 6) OBP: 0.261, SLG: 0.277		1B 2B 1B		F8	K2-3				SH3-4 1B	4	1	2	0	0	1	0
David Cone, L (1, 1)		SSS K		F7			SSS K		1-2 SH3-4	3	0	0	0	0	2	1

	AB	35
	R	6
	H	11
	RBI	5
	BB	1
	SO	5
	LOB	8

Inning Stats										
	R: 2 E: 1 K: 0 S: 5	H: 2 LOB: 1 BB: 1 P: 9	R: 4 E: 0 K: 1 S: 9	H: 5 LOB: 0 BB: 0 P: 9	R: 0 E: 0 K: 1 S: 5	H: 0 LOB: 0 BB: 0 P: 5	R: 0 E: 0 K: 0 S: 3	H: 0 LOB: 0 BB: 0 P: 3	R: 0 E: 0 K: 0 S: 4	H: 2 LOB: 1 BB: 0 P: 4
	R: 0 E: 0 K: 1 S: 5	H: 0 LOB: 0 BB: 0 P: 5	R: 0 E: 0 K: 1 S: 5	H: 0 LOB: 0 BB: 0 P: 5	R: 0 E: 0 K: 1 S: 6	H: 1 LOB: 1 BB: 0 P: 6	R: 0 E: 0 K: 0 S: 4	H: 1 LOB: 1 BB: 0 P: 4	1B: 8 2B: 2 3B: 0 HR: 1	SF: 0 SAC: 1 DP: 2 HBP: 0
	WP: 0 PB: 0 SB: 0 CS: 0	PA: 37								

PITCHER		IP	WLS	BF	H	R	ER	SO	BB	IBB	HBP	BLK	WP	HR	S	P	ERA	WHIP
Jerry Reuss, L ERA: 16.2	(1, 1)	1.1	L	12	7	6	5	1	1	0	0	0	0	1	13	17	33.75	6.000
Guy Hoffman, L ERA: 2.16	(2, 1)	4.2		14	2	0	0	2	0	0	0	0	0	0	18	18	0.00	0.429
Frank Williams, R ERA: 1.74	(7, 1)	2.0		7	1	0	0	2	0	0	0	0	0	0	11	11	0.00	0.500
Rob Murphy, L ERA: 1.35	(9, 1)	1.0		4	1	0	0	0	0	0	0	0	0	0	4	4	0.00	1.000

PITCHER		IP	WLS	BF	H	R	ER	SO	BB	IBB	HBP	BLK	WP	HR	S	P	ERA	WHIP

New York Mets @ Cincinnati Reds

Riverfront Stadium, Cincinnati, OH

Tue May 12 1987, 7:05 PM EDT

Att. 26,604 - Unknown

BOTTOM

Batter	1	2	3	4	5	6	7	8	9	AB	R	H	RBI	BB	SO	LOB
Kal Daniels, L (1, 7) OBP: 0.382, SLG: 0.702	4-3			BBBB 4-0 1B S BB		1B		HR		3	1	2	1	1	0	0
Barry Larkin, R (1, 6) OBP: 0.290, SLG: 0.345	F9			6-3 1-2		F9		F8		4	0	0	0	0	0	2
Dave Parker, L (1, 9) OBP: 0.303, SLG: 0.500	F7			BB 2-3 1B		4-3			P4	4	0	1	0	0	0	1
Eric Davis, R (1, 8) OBP: 0.446, SLG: 0.832		SSS 0-3 K		BBBB 4-0 G4-6-3 1-2 BB			6-3		SSS 0-3 K	3	0	0	0	1	2	0
Bo Diaz, R (1, 2) OBP: 0.303, SLG: 0.342		F8		G4-6-3 1-2f			F9		1-3	4	0	0	0	0	0	3
Kurt Stillwell, S (1, 5) OBP: 0.369, SLG: 0.414		6-3			3-1		P4			3	0	0	0	0	0	0
Terry Francona, L (1, 3) OBP: 0.241, SLG: 0.234			3-1		F7			F7		3	0	0	0	0	0	0
Ron Oester, S (1, 4) OBP: 0.315, SLG: 0.357			F9		F8			F9		3	0	0	0	0	0	0
Jerry Reuss, L (1, 1) Guy Hoffman, L (2, 1) Lloyd McClendon, R (6, PH) OBP: 0.214, SLG: 0.231 Frank Williams, R (7, 1) Paul O'Neill, L (8, PH) OBP: 0.429, SLG: 1.000 Rob Murphy, L (9, 1)		SSS 0-3 K				F8		HR		0 0 0 0 0 0 0 1 0 0 0 0 1 0 1 0 0 0 0 0 0 0 0 0 0 0 0 0 1 1 1 1 0 0 0 0 0 0 0 0 0 0						
Inning Stats	R: 0 H: 0 E: 0 LOB: 0 K: 0 BB: 0 S: 3 P: 3	R: 0 H: 0 E: 0 LOB: 0 K: 1 BB: 0 S: 5 P: 5	R: 0 H: 0 E: 0 LOB: 0 K: 1 BB: 0 S: 5 P: 5	R: 0 H: 1 E: 0 LOB: 2 K: 0 BB: 2 S: 3 P: 11	R: 0 H: 0 E: 0 LOB: 0 K: 0 BB: 0 S: 3 P: 3	R: 0 H: 1 E: 0 LOB: 1 K: 0 BB: 0 S: 4 P: 4	R: 0 H: 0 E: 0 LOB: 0 K: 0 BB: 0 S: 3 P: 3	R: 2 H: 2 E: 0 LOB: 0 K: 0 BB: 0 S: 5 P: 5	R: 0 H: 0 E: 0 LOB: 0 K: 1 BB: 0 S: 5 P: 5	1B: 2 SF: 0 2B: 0 SAC: 0 3B: 0 DP: 1 HR: 2 HBP: 0							

PITCHER	IP	WLS	BF	H	R	ER	SO	BB	IBB	HBP	BLK	WP	HR	S	P	ERA	WHIP
David Cone, R (1, 1) ERA: 5.34	9.0	W	32	4	2	2	3	2	0	0	0	0	2	36	44	2.00	0.667

PITCHER	IP	WLS	BF	H	R	ER	SO	BB	IBB	HBP	BLK	WP	HR	S	P	ERA	WHIP

livebaseballscorecards.com

AB	30
R	2
H	4
RBI	2
BB	2
SO	3
LOB	6

Batter	1	2	3	4	5	6	7	8	9	10	AB	R	H	RBI	BB	SO	LOB
Lenny Dykstra, L (1, 8) OBP: 0.375, SLG: 0.465	1-3 1B	3-1			F7			2B		K	1	0	0	0	0	1	0
Gene Walter, L (10, 1)											0	0	0	0	0	0	0
Wally Backman, S (1, 4) OBP: 0.287, SLG: 0.268	1-3 1-2		K			6-3		6-3		6-3	0	0	0	0	1	2	0
Keith Hernandez, L (1, 3) OBP: 0.390, SLG: 0.448	BB		F6			3B		IBB			0	1	0	2	0	0	0
Kevin McReynolds, R (1, 7) OBP: 0.351, SLG: 0.495	F8		6-3			K		F9			0	0	0	0	1	5	0
Darryl Strawberry, L (1, 9) OBP: 0.336, SLG: 0.559	F8			F5		K			K		0	0	0	0	2	3	0
Gary Carter, R (1, 2) OBP: 0.286, SLG: 0.351		E8 1B 1B		K			K		HBP		1	1	0	0	2	0	0
Howard Johnson, S (1, 5) OBP: 0.328, SLG: 0.411		L4-3 3-H 1B		K			K		K		0	1	1	0	3	1	0
Rafael Santana, R (1, 6) OBP: 0.247, SLG: 0.261		L4-3 1-2			F8		K		4-3		0	0	0	0	1	2	0
Ron Darling, R (1, 1) OBP: 0.176, SLG: 0.353		2B			L5			6-3		K	1	0	0	0	1	0	0
Jesse Orosco, R (8, 1)											0	0	0	0	0	0	0
Mookie Wilson, S (10, PH) OBP: 0.402, SLG: 0.584 (10, 8)											0	0	0	0	0	0	0

TOP

New York Mets @ Houston Astros

Astrodome, Houston, TX

Wed May 13 1987, 8:05 PM EDT

Att. 27,675 - Unknown

livebaseballscorecards.com

AB	35
R	1
H	6
RBI	1
BB	2
SO	12
LOB	14

Inning Stats	1	2	3	4	5	6	7	8	9	10
	R: 0 E: 0 K: 0 S: 4	R: 1 E: 1 K: 0 S: 5	R: 0 E: 0 K: 1 S: 5	R: 0 E: 0 K: 2 S: 7	R: 0 E: 0 K: 0 S: 3	R: 0 E: 0 K: 2 S: 8	R: 0 E: 0 K: 3 S: 9	R: 0 E: 0 K: 0 S: 4	R: 0 E: 0 K: 2 S: 7	R: 0 E: 0 K: 2 S: 7
	H: 1 LOB: 2 BB: 1 P: 8	H: 3 LOB: 1 BB: 0 P: 5	H: 0 LOB: 0 BB: 0 P: 5	H: 0 LOB: 0 BB: 0 P: 7	H: 0 LOB: 0 BB: 0 P: 3	H: 1 LOB: 1 BB: 0 P: 8	H: 0 LOB: 0 BB: 0 P: 9	H: 1 LOB: 2 BB: 1 P: 8	H: 0 LOB: 1 BB: 0 P: 8	H: 0 LOB: 0 BB: 0 P: 7

1B:	3
2B:	3
3B:	1
HR:	0
SF:	0
SAC:	0
DP:	1
HBP:	1

WP:	0
PB:	0
SB:	0
CS:	0
PA:	38

PITCHER	IP	WLS	BF	H	R	ER	SO	BB	IBB	HBP	BLK	WP	HR	S	P	ERA	WHIP
Mike Scott, R (1, 1) ERA: 2.08	7.0		26	5	1	1	8	1	0	0	0	0	0	41	45	1.29	0.857
Larry Andersen, R (8, 1) ERA: 3.44	2.0		9	1	0	0	2	0	1	1	0	0	0	11	16	0.00	0.500
Dave Meads, L (10, 1) ERA: 6.23	1.0	W	3	0	0	0	2	0	0	0	0	0	0	7	7	0.00	0.000

PITCHER	IP	WLS	BF	H	R	ER	SO	BB	IBB	HBP	BLK	WP	HR	S	P	ERA	WHIP

Batter	1	2	3	4	5	6	7	8	9	10	AB	R	H	RBI	BB	SO	LOB
Billy Hatcher, R (1, 8) OBP: 0.369, SLG: 0.473	5-3		K		K		FC5-4 1-2f		K		5	0	0	0	0	3	7
Bill Doran, S (1, 4) OBP: 0.301, SLG: 0.362	WP, S FC1-5-2 1B		F4			3-1, S BB		BB, BB FC5-4 1B		G3 1B BB	3	2	2	0	2	0	1
Denny Walling, L (1, 5) OBP: 0.338, SLG: 0.426	FC1-5-2 1-H			F7		3-1 1-3		FC5-4, BB 1-2 BB		G3 1-2	4	0	0	0	1	0	3
Glenn Davis, R (1, 3) OBP: 0.254, SLG: 0.359	5-3			5-3		F5		FC5-4 1-2 2-3 BB		1B IBB	3	0	0	0	2	0	2
Kevin Bass, S (1, 9) OBP: 0.365, SLG: 0.496		4-3		6-3		K		FC5-4 CS 1-2 2-3 3-H		1-2 2-H 1B	5	0	1	1	0	1	3
Jose Cruz, L (1, 7) OBP: 0.325, SLG: 0.390		1-3			SH5-4 1B		3-1	CS 1-2	3-1		4	0	1	0	0	0	0
Alan Ashby, S (1, 2) OBP: 0.358, SLG: 0.419 Tye Waller, R (9, PR) OBP: 0.167, SLG: 0.333 Mark Bailey, S (10, 2) OBP: 0.308, SLG: 0.257		F9			SH5-4 1-2 1B		K		1B BB		3	0	1	0	1	1	0
											0	0	0	0	0	0	0
											0	0	0	0	0	0	0
Craig Reynolds, L (1, 6) OBP: 0.387, SLG: 0.385 Dickie Thon, R (9, PH) OBP: 0.400, SLG: 0.250 (10, 6)			4-3		F9		1B		1-2 1B		3	0	1	0	0	0	2
											1	0	1	0	0	0	0
Mike Scott, R (1, 1) OBP: 0.200, SLG: 0.111 Terry Puhl, L (7, PH) OBP: 0.333, SLG: 0.394 Larry Andersen, R (8, 1) Jim Pankovits, R (9, PH) OBP: 0.214, SLG: 0.154 Dave Meads, L (10, 1)			1B		SH5-4 1-2 2-3		FC5-4 1-3 1B		K		1	0	1	0	0	0	0
											1	0	1	0	0	0	0
											0	0	0	0	0	0	0
											1	0	0	0	0	1	2
											0	0	0	0	0	0	0
Inning Stats	R: 0 H: 1 E: 0 LOB: 1 K: 0 BB: 0 S: 4 P: 4	R: 0 H: 0 E: 0 LOB: 0 K: 0 BB: 0 S: 3 P: 3	R: 0 H: 1 E: 0 LOB: 1 K: 1 BB: 0 S: 6 P: 6	R: 0 H: 0 E: 0 LOB: 0 K: 0 BB: 0 S: 3 P: 3	R: 0 H: 2 E: 0 LOB: 2 K: 1 BB: 0 S: 7 P: 7	R: 0 H: 0 E: 0 LOB: 1 K: 1 BB: 1 S: 5 P: 9	R: 0 H: 2 E: 0 LOB: 2 K: 1 BB: 0 S: 7 P: 7	R: 1 H: 1 E: 0 LOB: 0 K: 0 BB: 2 S: 2 P: 10	R: 0 H: 1 E: 0 LOB: 2 K: 2 BB: 1 S: 8 P: 12	R: 1 H: 1 E: 0 LOB: 2 K: 0 BB: 2 S: 2 P: 10						

PITCHER		IP	WLS	BF	H	R	ER	SO	BB	IBB	HBP	BLK	WP	HR	S	P	ERA	WHIP
Ron Darling, R ERA: 5.59	(1, 1)	7.0		31	7	1	1	4	3	0	0	0	1	0	36	48	1.29	1.429
Jesse Orosco, L ERA: 6.75	(8, 1)	2.0		6	1	0	0	2	1	0	0	0	0	0	9	13	0.00	1.000
Gene Walter, L ERA: 3.0	(10, 1)	0.1	L	4	1	1	1	0	1	1	0	0	0	0	2	10	27.00	6.000

PITCHER	IP	WLS	BF	H	R	ER	SO	BB	IBB	HBP	BLK	WP	HR	S	P	ERA	WHIP

BOTTOM

New York Mets @ Houston Astros

Astrodome, Houston, TX

Wed May 13 1987, 8:05 PM EDT

Att. 27,675 - Unknown

livebaseballscorecards.com

AB	34
R	2
H	9
RBI	1
BB	6
SO	6
LOB	20

1B: 9	SF: 0	WP: 1	PA: 42
2B: 0	SAC: 1	PB: 0	
3B: 0	DP: 1	SB: 2	
HR: 0	HBP: 0	CS: 1	

New York Mets @ Houston Astros

Astrodome, Houston, TX

Thu May 14 1987, 8:05 PM EDT

Att. 24,197 - Unknown

TOP

livebaseballscorecards.com

Batter	1	2	3	4	5	6	7	8	9	AB	R	H	RBI	BB	SO	LOB
Mookie Wilson, S (1, 8) OBP: 0.395, SLG: 0.563	6-3		K	L4			6-3 S HBP		F4	3	0	0	0	0	1	2
Gene Walter, L (7, 1)										0	0	0	0	0	0	0
Terry Leach, R (7, 1)										0	0	0	0	0	0	0
Roger McDowell, R (8, 1)										0	0	0	0	0	0	0
Barry Lyons, R (9, PH) OBP: 0.294, SLG: 0.647										1	0	0	0	0	0	0
Tim Teufel, R (1, 4) OBP: 0.483, SLG: 0.563	BBBB S BB		1B HR 1B		P3		6-3 1-3		5-3	2	1	1	0	1	0	0
Wally Backman, S (7, PH) OBP: 0.281, SLG: 0.262 (7, 4)										2	0	0	0	0	0	1
Keith Hernandez, L (1, 3) OBP: 0.393, SLG: 0.445	BBBB 1-2 BB		1-3 HR 1B		G3		SSS K			3	1	1	0	1	1	1
Kevin McReynolds, R (1, 7) OBP: 0.356, SLG: 0.519	F2		1-H 3-H HR		F5		S IBB			3	1	1	3	1	0	2
Darryl Strawberry, L (1, 9) OBP: 0.326, SLG: 0.541	SSS K		4-3			4-3	SSS K 1-2			4	0	0	0	0	2	4
Gary Carter, R (1, 2) OBP: 0.277, SLG: 0.339		F6		E3 FC5-6 BB		G1-4-3		F7		4	0	0	0	0	0	0
Dave Magadan, L (1, 5) OBP: 0.423, SLG: 0.581		4-3		BBBB 1-2 FC5-6 BB		1B 2B		6-3		3	1	1	0	1	0	0
Rafael Santana, R (1, 6) OBP: 0.247, SLG: 0.260		F9		L7		2-H 1B		F9		4	0	1	1	0	0	2
John Mitchell, R (1, 1)			4-3	FC5-6 1-2 2-3		SSS K			4-3	3	0	0	0	0	1	3
Lenny Dykstra, L (7, 8) OBP: 0.371, SLG: 0.460										1	0	0	0	0	0	0
Inning Stats	R: 0 E: 0 K: 1 S: 5 H: 0 LOB: 2 BB: 2 P: 13	R: 0 E: 0 K: 0 S: 3 H: 0 LOB: 0 BB: 0 P: 3	R: 3 E: 0 K: 1 S: 8 H: 3 LOB: 0 BB: 0 P: 8	R: 0 E: 1 K: 0 S: 4 H: 0 LOB: 2 BB: 1 P: 8	R: 0 E: 0 K: 0 S: 3 H: 0 LOB: 0 BB: 0 P: 3	R: 1 E: 0 K: 1 S: 7 H: 2 LOB: 1 BB: 0 P: 7	R: 0 E: 0 K: 2 S: 7 H: 0 LOB: 2 BB: 1 P: 12	R: 0 E: 0 K: 0 S: 3 H: 0 LOB: 0 BB: 0 P: 3	R: 0 E: 0 K: 0 S: 3 H: 0 LOB: 0 BB: 0 P: 3	1B: 3 2B: 1 3B: 0 HR: 1 SF: 0 SAC: 0 DP: 0 HBP: 1	WP: 0 PB: 0 SB: 3 CS: 0 PA: 38					

	AB	33
	R	4
	H	5
	RBI	4
	BB	4
	SO	5
	LOB	15

PITCHER		IP	WLS	BF	H	R	ER	SO	BB	IBB	HBP	BLK	WP	HR	S	P	ERA	WHIP
Jim Deshaies, L ERA: 4.83	(1, 1)	6.0		27	5	4	4	3	3	0	0	0	0	1	30	42	6.00	1.333
Aurelio Lopez, R ERA: 2.84	(7, 1)	0.1		2	0	0	0	0	0	0	1	0	0	0	1	2	0.00	0.000
Dave Meads, L ERA: 4.76	(7, 1)	2.2	W	9	0	0	0	2	0	1	0	0	0	0	12	16	0.00	0.000

PITCHER	IP	WLS	BF	H	R	ER	SO	BB	IBB	HBP	BLK	WP	HR	S	P	ERA	WHIP

New York Mets @ Houston Astros

Astrodome, Houston, TX

Thu May 14 1987, 8:05 PM EDT

Att. 24,197 - Unknown

BOTTOM

Batter	1	2	3	4	5	6	7	8	9	AB	R	H	RBI	BB	SO	LOB
Billy Hatcher, R (1, 8) OBP: 0.366, SLG: 0.463	BBBB 4-0 WP S 1B BB	x 0-0 ② 6-3		x 0-0 ② L7		x 0-0 ③ 5-3				3	1	0	0	1	0	2
Bill Doran, S (1, 4) OBP: 0.300, SLG: 0.366	x 0-0 ① 5-3 1-3	x 0-0 ③ 6-3		x 0-0 ③ L8			x 0-0 SH1-3 5-3 2B			4	1	1	0	0	0	1
Denny Walling, L (1, 5) OBP: 0.353, SLG: 0.438 Phil Garner, R (7, PH) OBP: 0.301, SLG: 0.463 (8, 5)	x 0-0 1B 3B 3-H 1B		x 0-0 1B 1B 1B		x 0-0 ① F8		x 0-0 ① SH1-3 2-3			3 0	2 0	2 0	1 0	0 0	0 0	0 0
Glenn Davis, R (1, 3) OBP: 0.254, SLG: 0.356	x 0-0 ② F3		x 0-0 FC3-6 1B 1-2 FC3-2 1B		x 0-0 ② F4		x 0-0 ② 5-3 3-H			4	0	1	1	0	0	1
Kevin Bass, S (1, 9) OBP: 0.369, SLG: 0.496	x 0-0 1-2 3B 1B		x 0-0 FC3-6 1-2 2-H 1B		x 0-0 ③ L8		x 0-0 ③ 6-3			4	1	2	1	0	0	0
Jose Cruz, L (1, 7) OBP: 0.322, SLG: 0.404	x 0-0 1-H 2-H 3B		x 0-0 ① FC3-6 FC3-2 1-2f 2-3			x 0-0 ① L6		S S S 0-3 ① K		4	0	1	2	0	1	2
Alan Ashby, S (1, 2) OBP: 0.374, SLG: 0.427	BBBB 4-0 BB		x 0-0 ② FC3-2 1-2 3-H			x 0-0 1B 1B		x 0-0 3 1B		3	0	2	0	1	0	2
Craig Reynolds, L (1, 6) OBP: 0.380, SLG: 0.377	x 0-0 ③ B2-3		x 0-0 ③ G3			x 0-0 1-2 1B		x 0-0 ②③ 3 1-2f		4	0	1	0	0	0	5
Jim Deshaies, L (1, 1) OBP: 0.400, SLG: 0.100 Mark Bailey, S (6, PH) OBP: 0.300, SLG: 0.250 Aurelio Lopez, R (7, 1) Dave Meads, L (7, 1)		S S S 0-3 ① K		S S S 0-3 ① K		S S S 0-3 ② K				2 1 0 0	0 0 0 0	0 0 0 0	0 0 0 0	2 1 0 0	0 0 0 0	0 2 0 0
Inning Stats	R: 3 E: 0 K: 0 S: 6 H: 3 LOB: 2 BB: 2 P: 14	R: 0 E: 0 K: 1 S: 5 H: 0 LOB: 0 BB: 0 P: 5	R: 1 E: 0 K: 0 S: 6 H: 3 LOB: 2 BB: 0 P: 6	R: 0 E: 0 K: 1 S: 5 H: 0 LOB: 0 BB: 0 P: 5	R: 0 E: 0 K: 0 S: 3 H: 0 LOB: 0 BB: 0 P: 3	R: 0 E: 0 K: 1 S: 7 H: 2 LOB: 2 BB: 0 P: 7	R: 1 E: 0 K: 0 S: 4 H: 1 LOB: 0 BB: 0 P: 4	R: 0 E: 0 K: 1 S: 5 H: 1 LOB: 0 BB: 0 P: 5		1B: 8 2B: 2 3B: 1 HR: 0	SF: 0 SAC: 1 DP: 1 HBP: 0			WP: 1 PB: 0 SB: 1 CS: 0	PA: 35		

livebaseballscorecards.com

	AB	32
	R	5
	H	10
	RBI	5
	BB	2
	SO	4
	LOB	15

PITCHER		IP	WLS	BF	H	R	ER	SO	BB	IBB	HBP	BLK	WP	HR	S	P	ERA	WHIP
John Mitchell, R ERA: 6.0	(1, 1)	6.0		28	8	4	4	3	2	0	0	0	1	0	32	40	6.00	1.667
Gene Walter, L ERA: 3.6	(7, 1)	0.0	L	1	1	1	1	0	0	0	0	0	0	0	1	1	∞	∞
Terry Leach, R ERA: 1.83	(7, 1)	1.1		5	1	0	0	1	0	0	0	0	0	0	7	7	0.00	0.750
Roger McDowell, R ERA:	(8, 1)	0.2		1	0	0	0	0	0	0	0	0	0	0	1	1	0.00	0.000

PITCHER	IP	WLS	BF	H	R	ER	SO	BB	IBB	HBP	BLK	WP	HR	S	P	ERA	WHIP

Batter	1	2	3	4	5	6	7	8	9	AB	R	H	RBI	BB	SO	LOB
Mark Wasinger, R (1, 4) (4, 5) OBP: 0.435, SLG: 0.667	BBBB 4-0 S BB		x 0-0 6-3 ③			BBBB 4-0 FC4-6 BB	x 0-0 1B 2-H 1B		x 0-0 F8 ③	3	0	1	1	2	0	0
Chili Davis, S (1, 8) OBP: 0.340, SLG: 0.418	SSS 0-3 K ①			SSS 0-3 K ①		x 0-0 FC4-6 FC3-6 HBP 1-2f 1B ①	SSS 0-3 K ②			4	1	0	0	0	3	3
Jeffrey Leonard, R (1, 7) OBP: 0.399, SLG: 0.662	SSS 0-3 K 1-2 ②			SSS 0-3 K ②		H 1-0 FC3-6 1-2 HBP	x 0-0 1-2 1B			3	0	1	0	0	2	1
Candy Maldonado, R (1, 9) OBP: 0.377, SLG: 0.580	x 0-0 F9 ③			BBBB 4-0 BB		x 0-0 FC3-6 1B 1-2f 2B 2-3 ②	SSS 0-3 K ③			3	1	0	0	1	1	5
Joel Youngblood, R (1, 5) OBP: 0.353, SLG: 0.375 Greg Minton, S (4, 1) Mike Aldrete, L (6, PH) OBP: 0.456, SLG: 0.490 (6, 3)		BBBB 4-0 9-3 BB		x 0-0 F9 ③		x 0-0 2B 1-2 3-H 1B		x 0-0 F8 ①		1 0 2	0 0 0	0 0 1	0 0 1	1 0 0	0 0 0	1 0 0
Bob Melvin, R (1, 3) (6, 2) OBP: 0.312, SLG: 0.506		x 0-0 9-3 1-2f ①②			SSS 0-3 K ①	x 0-0 2B 1-3 2-H		x 0-0 5-3 ②		4	0	1	1	0	1	1
Bob Brenly, R (1, 2) OBP: 0.333, SLG: 0.333 Jim Gott, R (6, 1) Will Clark, L (8, PH) OBP: 0.321, SLG: 0.485 Michael LaCoss, R (8, 1)		SSS 0-3 K ③			BBBB 4-0 BB	x 0-0 F6 ③		x 0-0 F8 ③		2 0 1 0	0 0 0 0	0 0 0 0	0 0 0 0	1 0 0 0	1 0 0 0	2 0 0 0
Matt Williams, R (1, 6) OBP: 0.234, SLG: 0.286 Harry Spilman, L (9, PH) OBP: 0.350, SLG: 0.353			x 0-0 F5 ①		x 0-0 F8 ②		x 0-0 B1-3 1B 1B		x 0-0 F5 ①	3 1	1 0	1 0	0 0	0 0	0 0	1 0
Mike Krukow, R (1, 1) OBP: 0.154, SLG: 0.167 Mike Woodard, L (4, 4) OBP: 0.071, SLG: 0.143			SSS 0-3 K ②		x 0-0 F8 ③		x 0-0 B1-3 1-2 ①		x 0-0 3-1 ②	1 3	0 0	0 0	0 0	0 0	1 0	0 2
Inning Stats	R: 0 E: 0 K: 2 S: 7 H: 0 LOB: 1 BB: 1 P: 11	R: 0 E: 0 K: 1 S: 4 H: 0 LOB: 0 BB: 1 P: 8	R: 0 E: 0 K: 1 S: 5 H: 0 LOB: 0 BB: 0 P: 5	R: 0 E: 0 K: 2 S: 7 H: 0 LOB: 1 BB: 1 P: 11	R: 0 E: 0 K: 1 S: 5 H: 0 LOB: 1 BB: 1 P: 9	R: 2 E: 0 K: 0 S: 5 H: 2 LOB: 2 BB: 1 P: 10	R: 1 E: 0 K: 2 S: 10 H: 3 LOB: 2 BB: 0 P: 10	R: 0 E: 0 K: 0 S: 3 H: 0 LOB: 0 BB: 0 P: 3	R: 0 E: 0 K: 0 S: 3 H: 0 LOB: 0 BB: 0 P: 3	1B: 4 2B: 2 3B: 0 HR: 0 SF: 0 SAC: 0 DP: 1 HBP: 1						

TOP

San Francisco Giants @ New York Mets

Shea Stadium, Flushing, NY

Fri May 15 1987, 7:05 PM EDT

Att. 35,502 - Unknown

livebaseballscorecards.com

AB	31
R	3
H	5
RBI	3
BB	5
SO	9
LOB	16

WP: 0 PB: 0 SB: 1 CS: 0 PA: 37

PITCHER		IP	WLS	BF	H	R	ER	SO	BB	IBB	HBP	BLK	WP	HR	S	P	ERA	WHIP
Sid Fernandez, L ERA: 2.21	(1, 1)	5.0	W	18	0	0	0	7	4	0	0	0	0	0	28	44	0.00	0.800
Doug Sisk, R ERA: 4.74	(6, 1)	1.0		8	3	3	3	0	1	0	1	0	0	0	6	11	27.00	4.000
Roger McDowell, R ERA:	(7, 1)	3.0	S	11	2	0	0	2	0	0	0	0	0	0	15	15	0.00	0.667

PITCHER	IP	WLS	BF	H	R	ER	SO	BB	IBB	HBP	BLK	WP	HR	S	P	ERA	WHIP

Batter	1	2	3	4	5	6	7	8	9	AB	R	H	RBI	BB	SO	LOB
Lenny Dykstra, L (1, 8) OBP: 0.386, SLG: 0.511	BBBB 4-0 BLK S 1B BB		x 0-0 HR	x 0-0 3-H 2B			x 0-0 ① 4-3			3	2	2	2	1	0	0
Wally Backman, S (1, 4) OBP: 0.280, SLG: 0.261	x 0-0 CS 1-H 1B		x 0-0 ① G3	x 0-0 ③ 6-3			SSS 0-3 ② K			4	0	1	1	0	1	1
Keith Hernandez, L (1, 3) OBP: 0.382, SLG: 0.431	SSS 0-3 ① ② K 1-2		SSS 0-3 ② K		x 0-0 ① 4-3		x 0-0 ③ 2-3			4	0	0	0	0	2	1
Kevin McReynolds, R (1, 7) OBP: 0.361, SLG: 0.518	x 0-0 HR 1B		x 0-0 ③ L6		x 0-0 G3 1B			x 0-0 ① 1-3		4	1	2	0	0	0	0
Darryl Strawberry, L (1, 9) OBP: 0.331, SLG: 0.563	x 0-0 1-H HR			x 0-0 CS 1B	x 0-0 ② G3 1-2			x 0-0 ② 5-3		4	1	2	2	0	0	1
Howard Johnson, S (1, 5) OBP: 0.333, SLG: 0.436	SSS 0-3 ③ K			BBBB 4-0 ① S 1-2 1B BB	SSS 0-3 ③ K2-3			x 0-0 HR		3	2	1	1	1	2	1
Barry Lyons, R (1, 2) OBP: 0.238, SLG: 0.524		SSS 0-3 ① K		x 0-0 ② 5-3 1-2		x 0-0 ① F9		x 0-0 ③ 1-3		4	0	0	0	0	1	1
Rafael Santana, R (1, 6) OBP: 0.263, SLG: 0.276		x 0-0 G3-6-3 1B		x 0-0 3B 2-H 1B		x 0-0 ② 5-3				3	1	2	1	0	0	0
Sid Fernandez, L (1, 1) OBP: 0.250, SLG: 0.375 Doug Sisk, R (6, 1) Roger McDowell, R (7, 1)		x 0-0 ② ③ G3-6-3 1-2f		x 0-0 2B 1-H 3B		SSS 0-3 ③ K				2 1 0	1 0 0	1 0 0	1 0 0	0 1 0	0 0 0	1 0 0
Inning Stats	R: 3 H: 3 E: 0 LOB: 0 K: 2 BB: 1 S: 9 P: 13	R: 0 H: 1 E: 0 LOB: 0 K: 1 BB: 0 S: 5 P: 5	R: 1 H: 1 E: 0 LOB: 0 K: 1 BB: 0 S: 6 P: 6	R: 3 H: 4 E: 0 LOB: 1 K: 0 BB: 1 S: 6 P: 10	R: 0 H: 1 E: 0 LOB: 1 K: 1 BB: 0 S: 6 P: 6	R: 0 H: 0 E: 0 LOB: 0 K: 1 BB: 0 S: 5 P: 5	R: 0 H: 0 E: 0 LOB: 0 K: 1 BB: 0 S: 5 P: 5	R: 1 H: 1 E: 0 LOB: 0 K: 0 BB: 0 S: 4 P: 4		1B: 6 SF: 0 2B: 2 SAC: 0 3B: 1 DP: 2 HR: 3 HBP: 0						

PITCHER		IP	WLS	BF	H	R	ER	SO	BB	IBB	HBP	BLK	WP	HR	S	P	ERA	WHIP
Mike Krukow, R ERA: 5.11	(1, 1)	3.2	L	19	9	7	7	4	2	0	0	1	0	2	25	33	17.18	3.000
Greg Minton, R ERA: 3.21	(4, 1)	1.1		5	1	0	0	1	0	0	0	0	0	0	7	7	0.00	0.750
Jim Gott, R ERA: 3.86	(6, 1)	2.0		6	0	0	0	2	0	0	0	0	0	0	10	10	0.00	0.000
Michael LaCoss, R ERA: 4.5	(8, 1)	1.0		4	1	1	1	0	0	0	0	0	0	1	4	4	9.00	1.000

PITCHER	IP	WLS	BF	H	R	ER	SO	BB	IBB	HBP	BLK	WP	HR	S	P	ERA	WHIP

BOTTOM

San Francisco Giants @ New York Mets

Shea Stadium, Flushing, NY

Fri May 15 1987, 7:05 PM EDT

Att. 35,502 - Unknown

livebaseballscorecards.com

AB	32
R	8
H	11
RBI	8
BB	2
SO	7
LOB	6

WP: 0	PA: 34		
PB: 0			
SB: 2			
CS: 2			

Batter	1	2	3	4	5	6	7	8	9	10	AB	R	H	RBI	BB	SO	LOB
Mark Wasinger, R (1, 5) OBP: 0.370, SLG: 0.560	1-3	1-3			K		SH3-4 1-2		K		4	0	0	0	0	2	3
Mike Aldrete, L (1, 9) OBP: 0.419, SLG: 0.446	6-3		6-3		K		K			4-3	5	0	0	0	0	2	2
Jeffrey Leonard, R (1, 7) OBP: 0.399, SLG: 0.681	F9		4-3			FC1-5 2B	F7			HR	5	1	2	1	0	0	1
Chili Davis, S (1, 8) OBP: 0.342, SLG: 0.413		HR 1B	4-3			BB FC1-5 2B		K		5-3	4	2	1	0	1	1	0
Will Clark, L (1, 3) OBP: 0.325, SLG: 0.509		HR 1-H		F7		FC1-5 2B 1-2 2-3f		L3		BLK 1B	5	2	2	2	0	0	2
Bob Melvin, R (1, 2) OBP: 0.337, SLG: 0.527		5-3		G6-4-3 1B		1B 1-3 2-H 2B		1B		IBB 1-2	4	0	3	1	1	0	0
Matt Williams, R (1, 6) OBP: 0.234, SLG: 0.284		4-3		G6-4-3 1-2f		G2-6-3 1B 2-3 3-H		6-3		K	4	0	1	1	0	0	2
Mike Woodard, L (1, 4) OBP: 0.188, SLG: 0.250		BB 1B			SH3-4 1B	G2-6-3 1-2f			4-3		2	0	2	0	0	0	0
Harry Spilman, L (6, PH) OBP: 0.333, SLG: 0.333											1	0	0	0	0	0	2
Chris Speier, R (6, 4) OBP: 0.430, SLG: 0.507 (8, 6)											1	0	0	0	0	0	0
Mark Grant, R (1, 1)		BB 1-2			SH3-4 1-2		SH3-4 1B		K		0	0	0	0	1	0	0
Mark Davis, L (5, 1) OBP: 0.200, SLG: 0.400											0	0	0	0	0	0	0
Jeff Robinson, R (6, 1) OBP: 0.182, SLG: 0.182											1	0	1	0	0	0	0
Scott Garrelts, R (8, 1) OBP: 0.143, SLG: 0.143											1	0	0	0	0	1	2
Robby Thompson, R (8, 4) OBP: 0.306, SLG: 0.352											1	0	0	0	0	1	0
Inning Stats	R: 0 E: 0 K: 0 S: 3 H: 0 LOB: 0 BB: 0 P: 3	R: 2 E: 0 K: 0 S: 6 H: 3 LOB: 2 BB: 1 P: 10	R: 0 E: 0 K: 0 S: 3 H: 0 LOB: 0 BB: 0 P: 3	R: 0 E: 0 K: 0 S: 3 H: 1 LOB: 0 BB: 0 P: 3	R: 0 E: 0 K: 2 S: 8 H: 1 LOB: 1 BB: 0 P: 8	R: 2 E: 0 K: 0 S: 5 H: 3 LOB: 1 BB: 1 P: 9	R: 0 E: 0 K: 1 S: 6 H: 1 LOB: 1 BB: 0 P: 6	R: 0 E: 0 K: 1 S: 6 H: 1 LOB: 1 BB: 0 P: 6	R: 0 E: 0 K: 2 S: 7 H: 0 LOB: 0 BB: 0 P: 7	R: 1 E: 0 K: 1 S: 7 H: 2 LOB: 2 BB: 1 P: 11	1B: 8 2B: 2 3B: 0 HR: 2	SF: 0 SAC: 2 DP: 2 HBP: 0						

PITCHER	IP	WLS	BF	H	R	ER	SO	BB	IBB	HBP	BLK	WP	HR	S	P	ERA	WHIP
Rick Aguilera, R (1, 1) ERA: 4.15	8.0		34	10	4	4	4	2	0	0	0	0	1	40	48	4.50	1.500
Jeff Innis, R (9, 1) ERA: 4.5	2.0	L	9	2	1	1	3	0	1	0	1	0	1	14	18	4.50	1.000

PITCHER	IP	WLS	BF	H	R	ER	SO	BB	IBB	HBP	BLK	WP	HR	S	P	ERA	WHIP

TOP

San Francisco Giants @ New York Mets

Shea Stadium, Flushing, NY

Sat May 16 1987, 7:05 PM EDT
Att. 48,128 - Unknown

livebaseballscorecards.com

AB	38
R	5
H	12
RBI	5
BB	3
SO	7
LOB	14

1B: 8 SF: 0 PA: 43
2B: 2 SAC: 2
3B: 0 DP: 2
HR: 2 HBP: 0

WP: 0
PB: 0
SB: 0
CS: 0

BOTTOM

San Francisco Giants @ New York Mets

Shea Stadium, Flushing, NY

Sat May 16 1987, 7:05 PM EDT

Att. 48,128 - Unknown

livebaseballscorecards.com

Batter	1	2	3	4	5	6	7	8	9	10	AB	R	H	RBI	BB	SO	LOB
Lenny Dykstra, L (1, 8) OBP: 0.404, SLG: 0.554	HR	CS 1B		IBB		BB 1B 1B 1-2		L9-5 2-3			2	1	2	1	1	0	0
Mookie Wilson, S (6, PH) OBP: 0.398, SLG: 0.556 (7, 8)											1	0	0	0	1	0	1
Wally Backman, S (1, 4) OBP: 0.281, SLG: 0.264	BB BLK BB 1B	F7 1-2		4-3		K		CS BB			3	1	1	0	0	0	3
Tim Teufel, R (6, PH) OBP: 0.483, SLG: 0.551 (7, 4)											1	0	0	0	1	1	2
Dave Magadan, L (1, 3) OBP: 0.456, SLG: 0.617	F8		1B		4-3 6-3 2B	1B 1-H 2-H		CS 1-2	L4-3 BB		4	1	3	1	1	0	1
Kevin McReynolds, R (1, 7) OBP: 0.362, SLG: 0.509	L6		G5-4-3 1-2 1B		4-3 2-3		BB 3-1 1B		L4-3 1-2		4	0	1	0	1	0	3
Darryl Strawberry, L (1, 9) OBP: 0.340, SLG: 0.558	BB BB 1-2 BB		F8		6-3 IBB		3-1 1-2 1B		K		3	0	1	0	2	1	2
Gary Carter, R (1, 2) OBP: 0.274, SLG: 0.328	BB 1-2 2-3 BB		G5-4-3 1-2f		6-3 1-3 3-H		K			6-3	4	0	0	1	1	1	5
Howard Johnson, S (1, 5) OBP: 0.328, SLG: 0.421	1-2 2-3 3-H BB			K	K		3-1 1-2 2-3			F7	4	0	0	1	1	2	3
Rafael Santana, R (1, 6) OBP: 0.271, SLG: 0.284	K			SH1-4 1B		BB 1B 1B	K			K	5	1	2	0	0	3	5
Rick Aguilera, R (1, 1) OBP: 0.278, SLG: 0.294		5-3		SH1-4 1-2		K		L9-5 2B			2	0	0	0	0	1	1
Lee Mazzilli, S (8, PH) OBP: 0.455, SLG: 0.526											1	0	1	0	0	0	0
Jeff Innis, R (9, 1)											0	0	0	0	0	0	0
Inning Stats	R: 2 E: 0 K: 1 S: 7 H: 2 LOB: 3 BB: 3 P: 19	R: 0 E: 0 K: 0 S: 3 H: 1 LOB: 0 BB: 0 P: 3	R: 0 E: 0 K: 0 S: 4 H: 2 LOB: 1 BB: 0 P: 4	R: 0 E: 0 K: 1 S: 6 H: 1 LOB: 2 BB: 1 P: 10	R: 1 E: 0 K: 1 S: 6 H: 1 LOB: 1 BB: 1 P: 10	R: 1 E: 0 K: 2 S: 8 H: 2 LOB: 2 BB: 1 P: 12	R: 0 E: 0 K: 2 S: 8 H: 1 LOB: 2 BB: 1 P: 12	R: 0 E: 0 K: 0 S: 2 H: 1 LOB: 0 BB: 1 P: 6	R: 0 E: 0 K: 1 S: 4 H: 0 LOB: 0 BB: 1 P: 8	R: 0 E: 0 K: 1 S: 5 H: 0 LOB: 0 BB: 0 P: 5	1B: 8 2B: 4 3B: 0 HR: 1 SF: 0 SAC: 1 DP: 3 HBP: 0						

AB	34
R	4
H	11
RBI	4
BB	9
SO	9
LOB	26

WP: 0 PB: 0 SB: 0 CS: 2 PA: 45

PITCHER		IP	WLS	BF	H	R	ER	SO	BB	IBB	HBP	BLK	WP	HR	S	P	ERA	WHIP
Mark Grant, R ERA: 2.92	(1, 1)	4.2		24	7	3	3	2	3	2	0	1	0	1	23	43	5.79	2.143
Mark Davis, L ERA: 4.24	(5, 1)	0.2		4	1	1	1	2	1	0	0	0	0	0	7	11	13.50	3.000
Jeff Robinson, R ERA: 2.37	(6, 1)	1.2		8	3	0	0	3	1	0	0	0	0	0	13	17	0.00	2.400
Scott Garrelts, R ERA: 3.58	(8, 1)	3.0	W	8	0	0	0	2	2	0	0	0	0	0	10	18	0.00	0.667

PITCHER	IP	WLS	BF	H	R	ER	SO	BB	IBB	HBP	BLK	WP	HR	S	P	ERA	WHIP

Batter	1	2	3	4	5	6	7	8	9	AB	R	H	RBI	BB	SO	LOB
Chris Speier, R (1, 5) OBP: 0.407, SLG: 0.480	F5		SF9 3-H		L3		F7		G6-4-3 1-2f	4	0	0	1	0	0	3
Will Clark, L (1, 3) OBP: 0.322, SLG: 0.495	F7		F9			BB 1B		F8		3	0	0	0	1	0	1
Jeffrey Leonard, R (1, 7) OBP: 0.395, SLG: 0.676	K		4-3			K		2B 3B		4	1	1	0	0	2	2
Candy Maldonado, R (1, 9) OBP: 0.387, SLG: 0.599		1B CS		6-3		1B 1-2		3B 6-3 2-H		4	1	3	1	0	0	0
Chili Davis, S (1, 8) OBP: 0.340, SLG: 0.415		4-3 1-2		2B 6-3 CS		F7		6-3 3-H		4	0	1	1	0	0	3
Bob Melvin, R (1, 2) OBP: 0.333, SLG: 0.511		BB		6-3 2-3		K		K		3	0	0	0	1	2	3
Matt Williams, R (1, 6) OBP: 0.237, SLG: 0.286		5-3		CS 3-H		FC5-6 1B				3	0	1	0	0	0	1
Mike Aldrete, L (9, PH) OBP: 0.413, SLG: 0.439							5-3		4-3	1	0	0	0	0	0	0
Robby Thompson, R (1, 4) OBP: 0.323, SLG: 0.386			E 1B SF9 1B		K		2B		1B 2B	3	1	2	0	0	1	1
Jim Gott, R (7, 1)										0	0	0	0	0	0	0
Harry Spilman, L (9, PH) OBP: 0.364, SLG: 0.421										1	1	1	0	0	0	0
Atlee Hammaker, S (1, 1) OBP: 0.167, SLG: 0.167			E1 1-3		FC5-6 1-2f		K		G6-4-3 2-H	2	0	1	0	0	0	1
Greg Minton, S (5, 1)										0	0	0	0	0	0	0
Mark Davis, L (5, 1) OBP: 0.200, SLG: 0.400										0	0	0	0	0	0	0
Mike Woodard, L (7, PH) OBP: 0.222, SLG: 0.278										2	0	1	1	0	1	1
(7, 4)																

Inning Stats										
	R: 0 E: 0 K: 1 S: 5	H: 0 LOB: 0 BB: 0 P: 5	R: 0 E: 0 K: 0 S: 3	H: 1 LOB: 1 BB: 1 P: 7	R: 1 E: 1 K: 0 S: 5	H: 2 LOB: 1 BB: 0 P: 5	R: 0 E: 0 K: 0 S: 3	H: 1 LOB: 0 BB: 0 P: 3	R: 0 E: 0 K: 1 S: 6	H: 1 LOB: 1 BB: 0 P: 6
	R: 0 E: 0 K: 2 S: 8	H: 1 LOB: 2 BB: 1 P: 12	R: 0 E: 0 K: 1 S: 6	H: 1 LOB: 1 BB: 0 P: 6	R: 2 E: 0 K: 1 S: 7	H: 2 LOB: 0 BB: 0 P: 7	R: 1 E: 0 K: 0 S: 4	H: 2 LOB: 0 BB: 0 P: 4	1B: 6 2B: 4 3B: 1 HR: 0	SF: 1 SAC: 0 DP: 1 HBP: 0

PITCHER	IP	WLS	BF	H	R	ER	SO	BB	IBB	HBP	BLK	WP	HR	S	P	ERA	WHIP
David Cone, R (1, 1) ERA: 4.66	8.0	W	33	9	3	2	6	2	0	0	0	0	0	43	51	2.25	1.375
Roger McDowell, R (9, 1) ERA: 1.93	1.0	S	4	2	1	1	0	0	0	0	0	0	0	4	4	9.00	2.000

PITCHER	IP	WLS	BF	H	R	ER	SO	BB	IBB	HBP	BLK	WP	HR	S	P	ERA	WHIP

TOP

San Francisco Giants @ New York Mets

Shea Stadium, Flushing, NY

Sun May 17 1987, 3:33 AM EDT

Att. 46,744 - Unknown

livebaseballscorecards.com

AB	34
R	4
H	11
RBI	4
BB	2
SO	6
LOB	16

WP: 0	PB: 0	SB: 0	CS: 2	PA: 38

BOTTOM

San Francisco Giants @ New York Mets

Shea Stadium, Flushing, NY

Sun May 17 1987, 3:33 AM EDT

Att. 46,744 - Unknown

livebaseballscorecards.com

Batter	1	2	3	4	5	6	7	8	9	AB	R	H	RBI	BB	SO	LOB
Mookie Wilson, S (1, 8) OBP: 0.376, SLG: 0.523	K		K		F8	5-3		K		5	0	0	0	0	3	1
Roger McDowell, R (9, 1)										0	0	0	0	0	0	0
Tim Teufel, R (1, 4) OBP: 0.508, SLG: 0.585	BLK S 1B		2-3 1B		1B 2B	BB		F8		4	1	3	0	1	0	0
Keith Hernandez, L (1, 3) OBP: 0.383, SLG: 0.430	K 1-2		F9		1B 2B 2-H 1B	F8		FC5-4 1B		5	1	2	1	0	1	4
Kevin McReynolds, R (1, 7) OBP: 0.356, SLG: 0.496	K 2-3			F9	2B 1-2 1B	K		FC5-4 1-2f		5	1	1	0	0	2	3
Gary Carter, R (1, 9) OBP: 0.288, SLG: 0.349		K		1B	HR 1-H 2-H 2B		1B			4	1	3	2	0	1	0
Darryl Strawberry, L (9, 9) OBP: 0.340, SLG: 0.558										0	0	0	0	0	0	0
Barry Lyons, R (1, 2) OBP: 0.240, SLG: 0.458		1-3		L7	HR BB		K			3	1	0	0	1	1	2
Howard Johnson, S (1, 5) OBP: 0.333, SLG: 0.449		5-3		1-2 1B	1B 1-H 2-H HR		F7			4	1	2	3	0	0	1
Rafael Santana, R (1, 6) OBP: 0.292, SLG: 0.306			1B BLK 1B	F3	1B		1-2 1B			4	0	3	0	0	0	2
David Cone, L (1, 1)			K 1-2		1-3 K		K			4	0	0	0	0	3	4
Lenny Dykstra, L (9, 8) OBP: 0.404, SLG: 0.554										0	0	0	0	0	0	0
Inning Stats	R: 0 E: 0 K: 3 S: 10 H: 1 LOB: 1 BB: 0 P: 10	R: 0 E: 0 K: 1 S: 5 H: 0 LOB: 0 BB: 0 P: 5	R: 0 E: 0 K: 2 S: 9 H: 2 LOB: 2 BB: 0 P: 9	R: 0 E: 0 K: 0 S: 5 H: 2 LOB: 2 BB: 0 P: 5	R: 6 E: 0 K: 1 S: 11 H: 6 LOB: 1 BB: 1 P: 15	R: 0 E: 0 K: 1 S: 5 H: 0 LOB: 1 BB: 1 P: 9	R: 0 E: 0 K: 2 S: 9 H: 2 LOB: 2 BB: 0 P: 9	R: 0 E: 0 K: 1 S: 6 H: 1 LOB: 1 BB: 0 P: 6		1B: 11 2B: 2 3B: 0 HR: 1	SF: 0 SAC: 0 DP: 0 HBP: 0						

	AB	38
	R	6
	H	14
	RBI	6
	BB	2
	SO	11
	LOB	17

WP: 0 PB: 0 SB: 1 CS: 0 PA: 40

PITCHER		IP	WLS	BF	H	R	ER	SO	BB	IBB	HBP	BLK	WP	HR	S	P	ERA	WHIP
Atlee Hammaker, L ERA: 1.8	(1, 1)	4.2	L	22	8	3	3	6	0	0	0	2	0	0	34	34	5.79	1.714
Greg Minton, R ERA: 4.5	(5, 1)	0.0		2	1	0	0	0	1	0	0	0	0	0	1	5	∞	∞
Mark Davis, L ERA: 4.32	(5, 1)	1.1		7	2	3	3	2	1	0	0	0	0	1	10	14	20.25	2.250
Jim Gott, R ERA: 3.44	(7, 1)	2.0		9	3	0	0	3	0	0	0	0	0	0	15	15	0.00	1.500

PITCHER	IP	WLS	BF	H	R	ER	SO	BB	IBB	HBP	BLK	WP	HR	S	P	ERA	WHIP

Batter	1	2	3	4	5	6	7	8	9	AB	R	H	RBI	BB	SO	LOB
Stan Jefferson, S (1, 8) OBP: 0.348, SLG: 0.417	E S 1B 1B	K		3B		E6 1-3 2-H		CS 1-2	S S 1B 1B	5	2	3	0	0	1	1
Joey Cora, S (1, 4) OBP: 0.354, SLG: 0.319	4-3 S FC4-6 1B 1-H 1B		F7	G3		K			5-3 1-2	5	1	1	1	0	1	4
Tony Gwynn, L (1, 9) OBP: 0.410, SLG: 0.477	4-3 1-3		3-6-3 1B 1B		G3	6-3			S 1B IBB	4	2	1	0	1	0	3
Carmelo Martinez, R (1, 3) OBP: 0.364, SLG: 0.372	FC4-6 BB BB		3-6-3 1-2		F8		F7		1-H 2-H 1B	4	0	1	2	1	0	1
Kevin Mitchell, R (1, 5) OBP: 0.328, SLG: 0.404	FC4-6 1-2 BB		1B E 2-H 1B		E6		G4-6-3 1B		F9	4	1	2	1	1	0	1
John Kruk, L (1, 7) OBP: 0.438, SLG: 0.487	FC4-6 1-2f 2-3 3-H		E7 1-H 1B		K		G4-6-3 1-2f		K	4	0	1	1	0	1	4
Craig Lefferts, L (7, 1)										0	0	0	0	0	0	0
Lance McCullers, S (8, 1)										1	0	0	0	0	1	1
Benito Santiago, R (1, 2) OBP: 0.326, SLG: 0.484	K		5-3			1B E 1B		K		4	1	1	0	0	2	3
Garry Templeton, S (1, 6) OBP: 0.273, SLG: 0.252		F7		6-3		K		4-3		4	0	0	0	0	1	1
Dave Dravecky, R (1, 1) OBP: 0.333, SLG: 0.333		K		6-3		E 1-2 1B		CS 1B		3	0	1	0	0	1	0
Marvell Wynne, L (7, 7) OBP: 0.345, SLG: 0.347										1	0	1	0	0	0	0

TOP

San Diego Padres @ New York Mets

Shea Stadium, Flushing, NY

Mon May 18 1987, 7:05 PM EDT

Att. 20,693 - Unknown

livebaseballscorecards.com

AB	39
R	7
H	12
RBI	5
BB	3
SO	8
LOB	19

Inning Stats	1	2	3	4	5	6	7	8	9
	R: 2 E: 0 K: 1 S: 7	R: 0 E: 0 K: 2 S: 7	R: 2 E: 1 K: 0 S: 6	R: 0 E: 0 K: 0 S: 4	R: 0 E: 1 K: 1 S: 6	R: 1 E: 1 K: 2 S: 10	R: 0 E: 0 K: 0 S: 3	R: 0 E: 0 K: 1 S: 5	R: 2 E: 0 K: 1 S: 7
	H: 2 LOB: 2 BB: 2 P: 15	H: 0 LOB: 0 BB: 0 P: 7	H: 3 LOB: 1 BB: 0 P: 6	H: 1 LOB: 1 BB: 0 P: 4	H: 0 LOB: 1 BB: 0 P: 6	H: 2 LOB: 2 BB: 0 P: 10	H: 1 LOB: 0 BB: 0 P: 3	H: 1 LOB: 0 BB: 0 P: 5	H: 2 LOB: 1 BB: 1 P: 11

1B: 11	SF: 0	WP: 0
2B: 0	SAC: 0	PB: 0
3B: 1	DP: 1	SB: 5
HR: 0	HBP: 0	CS: 1

PA: 43

PITCHER		IP	WLS	BF	H	R	ER	SO	BB	IBB	HBP	BLK	WP	HR	S	P	ERA	WHIP
Ron Darling, R ERA: 5.57	(1, 1)	5.0	L	24	6	4	3	4	2	0	0	0	0	0	30	38	5.40	1.600
Doug Sisk, R ERA: 4.66	(6, 1)	0.1		4	2	1	0	1	0	0	0	0	0	0	6	6	0.00	6.000
Gene Walter, L ERA: 3.45	(6, 1)	0.2		2	0	0	0	1	0	0	0	0	0	0	4	4	0.00	0.000
Jeff Innis, R ERA: 3.0	(7, 1)	1.0		3	1	0	0	0	0	0	0	0	0	0	3	3	0.00	1.000
Terry Leach, R ERA: 2.49	(8, 1)	2.0		9	3	2	2	2	0	1	0	0	0	0	12	16	9.00	1.500

PITCHER	IP	WLS	BF	H	R	ER	SO	BB	IBB	HBP	BLK	WP	HR	S	P	ERA	WHIP

BOTTOM

Batter	1	2	3	4	5	6	7	8	9	AB	R	H	RBI	BB	SO	LOB
Mookie Wilson, S (1, 8) OBP: 0.361, SLG: 0.500	F9		1-3		F9		F2		F7	4	0	0	0	0	0	0
Terry Leach, R (8, 1)										0	0	0	0	0	0	0
Dave Magadan, L (9, PH) OBP: 0.448, SLG: 0.604										1	0	0	0	0	0	2
Tim Teufel, R (1, 4) OBP: 0.514, SLG: 0.596	BB		F9			G4-6-3 1B		2B	E5 1B, 1-H, 3-H	4	0	2	0	1	0	0
Keith Hernandez, L (1, 3) OBP: 0.383, SLG: 0.429	F5			FC1-5 BB 1B		G4-6-3, 1-2f		K	1B, 1-3	5	0	2	0	0	1	3
Kevin McReynolds, R (1, 7) OBP: 0.350, SLG: 0.480	K			FC1-5 BB, 1-2		E8 HR		F8	F6	4	1	0	0	1	1	4
Darryl Strawberry, L (1, 9) OBP: 0.345, SLG: 0.576		4-3		F8		1-H HR		IBB		3	1	1	2	1	0	2
Barry Lyons, R (1, 2) OBP: 0.207, SLG: 0.393		6-3		FC1-5, 1-2, 2-3f		K		F8		4	0	0	0	0	1	4
Howard Johnson, S (1, 5) OBP: 0.338, SLG: 0.446		BB		F9			K		E, 1B	3	1	1	0	1	1	2
Rafael Santana, R (1, 6) OBP: 0.283, SLG: 0.295		F8, 1-2			F6		6-3		K	3	0	0	0	0	0	1
Wally Backman, S (9, PH) OBP: 0.278, SLG: 0.261										1	0	0	0	0	1	1
Ron Darling, R (1, 1) OBP: 0.167, SLG: 0.333			F8		F4		HR		E5, E, 1B, 1-3	1	0	0	0	0	0	0
Lenny Dykstra, L (5, PH) OBP: 0.400, SLG: 0.548										1	0	0	0	0	0	0
Doug Sisk, R (6, 1)										0	0	0	0	0	0	0
Gene Walter, L (6, 1)										0	0	0	0	0	0	0
Jeff Innis, R (7, 1)										0	0	0	0	0	0	0
Lee Mazzilli, S (7, PH) OBP: 0.500, SLG: 0.714										2	2	2	1	0	0	0
(8, 8)																
Inning Stats	R: 0 E: 0 K: 1 S: 5 H: 0 LOB: 1 BB: 1 P: 9	R: 0 E: 0 K: 0 S: 3 H: 0 LOB: 1 BB: 1 P: 7	R: 0 E: 0 K: 0 S: 3 H: 0 LOB: 0 BB: 0 P: 3	R: 0 E: 0 K: 0 S: 4 H: 1 LOB: 2 BB: 1 P: 8	R: 0 E: 0 K: 0 S: 3 H: 0 LOB: 0 BB: 0 P: 3	R: 2 E: 1 K: 1 S: 7 H: 2 LOB: 0 BB: 0 P: 7	R: 1 E: 0 K: 1 S: 6 H: 1 LOB: 0 BB: 0 P: 6	R: 0 E: 0 K: 1 S: 6 H: 1 LOB: 2 BB: 1 P: 10	R: 2 E: 1 K: 1 S: 9 H: 3 LOB: 2 BB: 0 P: 9	1B: 5 2B: 1 3B: 0 HR: 2	SF: 0 SAC: 0 DP: 1 HBP: 0			WP: 0 PB: 0 SB: 1 CS: 0		PA: 40	

PITCHER		IP	WLS	BF	H	R	ER	SO	BB	IBB	HBP	BLK	WP	HR	S	P	ERA	WHIP
Dave Dravecky, L ERA: 3.24	(1, 1)	6.0	W	24	3	2	0	2	3	0	0	0	0	1	25	37	0.00	1.000
Craig Lefferts, L ERA: 4.5	(7, 1)	1.1		6	2	1	1	2	0	0	0	0	0	1	10	10	6.75	1.500
Lance McCullers, R ERA: 5.09	(8, 1)	1.2	S	10	3	2	0	1	0	1	0	0	0	0	11	15	0.00	1.800

PITCHER	IP	WLS	BF	H	R	ER	SO	BB	IBB	HBP	BLK	WP	HR	S	P	ERA	WHIP

San Diego Padres @ New York Mets

Shea Stadium, Flushing, NY

Mon May 18 1987, 7:05 PM EDT

Att. 20,693 - Unknown

livebaseballscorecards.com

AB	36
R	5
H	8
RBI	3
BB	4
SO	5
LOB	19

Batter	1	2	3	4	5	6	7	8	9	AB	R	H	RBI	BB	SO	LOB
Stan Jefferson, S (1, 8) OBP: 0.366, SLG: 0.438	E4 CS		1B 2B		BBB 4-0 CS BB		6-3		1-2 2-3 1B	4	1	2	0	1	0	0
Joey Cora, S (1, 4) OBP: 0.355, SLG: 0.317	4-3 1-2		1B E 2-H 1B		BBBB 4-0 1B HR 1-2 BB		4-3		4-3	4	1	1	1	1	0	4
Tony Gwynn, L (1, 9) OBP: 0.412, SLG: 0.478	FC6-4 1B		E1 1B 1-2		0-0 HR 1-2 1B			E4 G5-4-3		4	1	2	0	0	0	1
Carmelo Martinez, R (1, 3) OBP: 0.368, SLG: 0.402	FC6-4 1-2f		1-2 2-3 1B		1-H 2-H HR			G5-4-3 1-2f		4	1	2	3	0	0	2
Kevin Mitchell, R (1, 5) OBP: 0.325, SLG: 0.398		G1-6-3 1B	SSS K		6-3			4-3		4	0	1	0	0	1	3
John Kruk, L (1, 7) OBP: 0.430, SLG: 0.476		G1-6-3 1-2f		6-3		CS 1B			4-3	4	0	1	0	0	0	1
Benito Santiago, R (1, 2) OBP: 0.316, SLG: 0.470		SSS K		5-3		SSS K 1-2			SSS K	4	0	0	0	0	3	1
Garry Templeton, S (1, 6) OBP: 0.268, SLG: 0.246			6-3	6-3		G1			1B S 1B	3	0	0	0	0	0	0
Marvell Wynne, L (9, PH) OBP: 0.353, SLG: 0.355										1	0	1	0	0	0	0
Eric Show, R (1, 1) OBP: 0.048, SLG: 0.048			SSS K		SSS K		6-3		BBBB 1B 1-2 BB	3	0	0	0	0	2	0
Rich Gossage, R (7, 1)										0	0	0	0	0	0	0
Jim Steels, L (9, PH) OBP: 0.279, SLG: 0.222										0	0	0	0	1	0	0
Inning Stats	R: 0 E: 1 K: 0 S: 4 H: 1 LOB: 1 BB: 0 P: 4	R: 0 E: 0 K: 1 S: 5 H: 1 LOB: 0 BB: 0 P: 5	R: 1 E: 1 K: 2 S: 11 H: 3 LOB: 3 BB: 0 P: 11	R: 0 E: 0 K: 0 S: 3 H: 0 LOB: 0 BB: 0 P: 3	R: 3 E: 0 K: 1 S: 6 H: 2 LOB: 0 BB: 2 P: 14	R: 0 E: 0 K: 1 S: 5 H: 1 LOB: 0 BB: 0 P: 5	R: 0 E: 0 K: 0 S: 3 H: 0 LOB: 0 BB: 0 P: 3	R: 0 E: 1 K: 0 S: 3 H: 0 LOB: 0 BB: 0 P: 3	R: 0 E: 0 K: 1 S: 7 H: 2 LOB: 3 BB: 1 P: 11	1B: 8 2B: 1 3B: 0 HR: 1	SF: 0 SAC: 0 DP: 2 HBP: 0						

PITCHER	IP	WLS	BF	H	R	ER	SO	BB	IBB	HBP	BLK	WP	HR	S	P	ERA	WHIP
John Mitchell, R (1, 1) ERA: 6.0	6.0		26	8	4	4	5	2	0	0	0	0	1	34	42	6.00	1.667
Roger McDowell, R (7, 1) ERA: 1.17	3.0	W	12	2	0	0	1	1	0	0	0	0	0	13	17	0.00	1.000

PITCHER	IP	WLS	BF	H	R	ER	SO	BB	IBB	HBP	BLK	WP	HR	S	P	ERA	WHIP

TOP

San Diego Padres @ New York Mets

Shea Stadium, Flushing, NY

Tue May 19 1987, 7:05 PM EDT

Att. 20,820 - Unknown

livebaseballscorecards.com

AB	35
R	4
H	10
RBI	4
BB	3
SO	6
LOB	12

WP: 0	PA: 38		
PB: 0			
SB: 1			
CS: 3			

San Diego Padres @ New York Mets

Shea Stadium, Flushing, NY

Tue May 19 1987, 7:05 PM EDT

Att. 20,820 - Unknown

BOTTOM

livebaseballscorecards.com

Batter	1	2	3	4	5	6	7	8	9	AB	R	H	RBI	BB	SO	LOB
Lenny Dykstra, L (1, 8) OBP: 0.382, SLG: 0.520	4-3	G3		K		F9		L7		5	0	0	0	0	1	0
Wally Backman, S (1, 4) OBP: 0.294, SLG: 0.289	BB, 4-3, BB, 1B		2B, 2B	4-3, 1B		F4		4-3		5	2	3	0	0	0	0
Keith Hernandez, L (1, 3) OBP: 0.390, SLG: 0.442	4-3 1-2		1B, 2B 2-H	4-3 1-2			BB, BB, SF9, 1B	CS, 1B		5	2	3	1	0	0	2
Kevin McReynolds, R (1, 7) OBP: 0.362, SLG: 0.480	BB, BB, BB		2B, 1B 2-H	F3			SF9, BB 1-2	CS 1-2		2	1	1	1	2	0	1
Darryl Strawberry, L (1, 9) OBP: 0.355, SLG: 0.582	BB 1-2 2-3, BB		2B 1-H	K			S 1-2 2-3, BB			2	0	1	1	2	1	0
Howard Johnson, S (1, 5) OBP: 0.343, SLG: 0.447	BB 1-2 2-3 3-H		K	FC4-6, 1B			SF9 2-3 3-H			2	0	1	2	1	1	1
Barry Lyons, R (1, 2) OBP: 0.212, SLG: 0.355	1-3		BB	F2			F6 1-2			3	0	0	0	1	0	6
Rafael Santana, R (1, 6) OBP: 0.281, SLG: 0.286		4-3	B1	FC4-6 1-2f			IBB			3	0	0	0	1	0	3
John Mitchell, R (1, 1) Lee Mazzilli, S (6, PH) OBP: 0.480, SLG: 0.682 Roger McDowell, R (7, 1)		6-3	L4			G3	F8			2 1 1	0 0 0	0 0 0	0 0 0	0 0 0	0 0 0	2 0 3
Inning Stats	R: 1 E: 0 K: 0 S: 4 H: 1 LOB: 3 BB: 3 P: 16	R: 0 E: 0 K: 0 S: 3 H: 0 LOB: 0 BB: 0 P: 3	R: 3 E: 0 K: 1 S: 9 H: 4 LOB: 2 BB: 1 P: 13	R: 0 E: 0 K: 1 S: 6 H: 1 LOB: 1 BB: 0 P: 6	R: 0 E: 0 K: 1 S: 6 H: 1 LOB: 1 BB: 0 P: 6	R: 0 E: 0 K: 0 S: 3 H: 0 LOB: 0 BB: 0 P: 3	R: 1 E: 0 K: 0 S: 4 H: 1 LOB: 3 BB: 3 P: 16	R: 0 E: 0 K: 0 S: 3 H: 1 LOB: 0 BB: 0 P: 3		1B: 6 2B: 3 3B: 0 HR: 0 SF: 1 SAC: 0 DP: 0 HBP: 0						

WP: 0 PB: 0 SB: 1 CS: 1 PA: 40

PITCHER		IP	WLS	BF	H	R	ER	SO	BB	IBB	HBP	BLK	WP	HR	S	P	ERA	WHIP
Eric Show, R ERA: 4.92	(1, 1)	6.0	L	31	8	5	5	3	5	0	0	0	0	0	32	52	7.50	2.167
Rich Gossage, R ERA: 5.4	(7, 1)	2.0		8	1	0	0	0	1	1	0	0	0	0	6	14	0.00	1.000

PITCHER	IP	WLS	BF	H	R	ER	SO	BB	IBB	HBP	BLK	WP	HR	S	P	ERA	WHIP

San Diego Padres @ New York Mets

Shea Stadium, Flushing, NY

Wed May 20 1987, 7:05 PM EDT

Att. 19,571 - Unknown

TOP

Batter	1	2	3	4	5	6	7	8	9	AB	R	H	RBI	BB	SO	LOB
Stan Jefferson, S (1, 8) OBP: 0.382, SLG: 0.471	4-3 3B	BBB FC4-6 BB		SSS 0-3 K			HBP BB BB 1B	2-3 F8		4	2	2	0	1	1	2
Joey Cora, S (1, 4) OBP: 0.357, SLG: 0.315	4-3 3-H	1-2f 2-3 FC4-6			1B 1B		BBBB BB HBP 1-2 BB	F8		4	0	1	1	1	0	4
Rich Gossage, R (8, 1)										0	0	0	0	0	0	0
Tony Gwynn, L (1, 9) OBP: 0.418, SLG: 0.475	BBB 4-0 G3 WP 1B BB	0-0 1-3			0-0 F7		H 1-0 BB 1-2 2-3 HBP		0-0 1B	3	1	1	0	1	0	3
Carmelo Martinez, R (1, 3) OBP: 0.369, SLG: 0.402	0-0 WP G3 1-2 1B		SSS 0-3 K		0-0 G6-4-3 1-2 1B		0-0 F2		SSS 0-3 K	5	0	2	0	0	2	4
Kevin Mitchell, R (1, 5) OBP: 0.320, SLG: 0.385	0-0 G3 1-2 2-3		0-0 6-3		0-0 G6-4-3 1-2f		BBBB 4-0 G3-6-1 1-2 2-3 3-H BB		SSS 0-3 K	4	0	0	1	1	1	5
John Kruk, L (1, 7) OBP: 0.438, SLG: 0.477	BBBB 4-0 2-3 3-H BB		0-0 1B			0-0 G4-6-3 1B	0-0 G3-6-1 1-2f		SSS 0-3 K	4	0	2	0	1	1	4
Benito Santiago, R (1, 2) OBP: 0.314, SLG: 0.459	SSS 0-3 K	0-0 L9				0-0 G4-6-3 1-2f		H 1-0 F8 1B HBP		3	0	0	0	0	1	4
Luis Salazar, R (1, 6) OBP: 0.340, SLG: 0.326		BBBB 4-0 FC4-6 SH2-4 BB		0-0 F6		0-0 2B		0-0 1-2 1B		3	0	2	0	1	0	0
Ed Whitson, R (1, 1) OBP: 0.111, SLG: 0.111 Storm Davis, R (4, 1) OBP: 0.083, SLG: 0.083 Marvell Wynne, L (6, PH) OBP: 0.349, SLG: 0.351 Greg Booker, R (6, 1) Jim Steels, L (8, PH) OBP: 0.279, SLG: 0.222 Randy Ready, R (8, PH) OBP: 0.378, SLG: 0.444 (8, 4)		0-0 SH2-4 1-2		SSS 0-3 K		0-0 1-3		0-0 F3		1 0 1 0 0 1	0 0 0 0 0 0	0 0 0 0 0 0	0 0 0 0 0 0	1 0 0 0 0 0	0 0 1 0 0 2	0 0 0 0 0 0
Inning Stats	R: 2 E: 0 K: 1 S: 7 H: 2 LOB: 2 BB: 2 P: 15	R: 0 E: 0 K: 0 S: 3 H: 0 LOB: 2 BB: 2 P: 11	R: 0 E: 0 K: 1 S: 6 H: 1 LOB: 1 BB: 0 P: 6	R: 0 E: 0 K: 2 S: 7 H: 0 LOB: 0 BB: 0 P: 7	R: 0 E: 0 K: 0 S: 4 H: 2 LOB: 1 BB: 0 P: 4	R: 0 E: 0 K: 0 S: 4 H: 2 LOB: 1 BB: 0 P: 4	R: 1 E: 0 K: 0 S: 3 H: 1 LOB: 2 BB: 2 P: 12	R: 0 E: 0 K: 0 S: 4 H: 1 LOB: 2 BB: 0 P: 5	R: 0 E: 0 K: 3 S: 10 H: 1 LOB: 1 BB: 0 P: 10	1B: 8 2B: 1 3B: 1 HR: 0	SF: 0 SAC: 1 DP: 3 HBP: 2						

livebaseballscorecards.com

	AB	33
	R	3
	H	10
	RBI	2
	BB	6
	SO	7
	LOB	29

PITCHER		IP	WLS	BF	H	R	ER	SO	BB	IBB	HBP	BLK	WP	HR	S	P	ERA	WHIP
Rick Aguilera, R ERA: 4.03	(1, 1)	6.0	W	27	7	2	2	4	4	0	0	0	1	0	31	47	3.00	1.833
Gene Walter, L ERA: 4.02	(7, 1)	0.0		3	1	1	1	0	1	0	1	0	0	0	1	6	∞	∞
Terry Leach, R ERA: 2.38	(7, 1)	1.0		5	1	0	0	0	1	0	1	0	0	0	3	8	0.00	2.000
Jesse Orosco, L ERA: 6.0	(8, 1)	2.0		7	1	0	0	3	0	0	0	0	0	0	13	13	0.00	0.500

PITCHER	IP	WLS	BF	H	R	ER	SO	BB	IBB	HBP	BLK	WP	HR	S	P	ERA	WHIP

BOTTOM

San Diego Padres @ New York Mets
Shea Stadium, Flushing, NY
Wed May 20 1987, 7:05 PM EDT
Att. 19,571 - Unknown

livebaseballscorecards.com

Batter	1	2	3	4	5	6	7	8	9	AB	R	H	RBI	BB	SO	LOB
Lenny Dykstra, L (1, 8) OBP: 0.377, SLG: 0.510	B1-3		4-3	E S E 1B 2-H		FC4-6 FC4-2 S 1-2f 2-3		K		4	1	1	1	0	0	2
Gene Walter, L (7, 1)										0	0	0	0	0	0	0
Terry Leach, R (7, 1)										0	0	0	0	0	0	0
Jesse Orosco, R (8, 1)										1	0	0	0	0	1	1
Wally Backman, S (1, 4) OBP: 0.299, SLG: 0.297	BB		B4	E6 1-H		FC4-2 1-3 3-H		1B 2B 1-H		4	1	1	1	1	0	2
Keith Hernandez, L (1, 3) OBP: 0.384, SLG: 0.430	K			6-3		6-3		1B BB		4	0	0	0	1	1	4
Kevin McReynolds, R (1, 7) OBP: 0.363, SLG: 0.485	G3			1B 2B	F8		1-3	1-3 2-H 1B		5	1	2	1	0	0	1
Darryl Strawberry, L (1, 9) OBP: 0.365, SLG: 0.581		BB		1B E BB	F7		E S SF8 1B			2	2	1	0	2	0	0
Gary Carter, R (1, 2) OBP: 0.287, SLG: 0.349		F6		E8 1-H 2B 1B 2-H	1-3		SF8 1-H			3	1	1	2	0	0	1
Howard Johnson, S (1, 5) OBP: 0.347, SLG: 0.468		F7 1-2		2B BB		HR	K			3	2	1	1	1	1	1
Rafael Santana, R (1, 6) OBP: 0.290, SLG: 0.305		F4		1B 2B 1-H 2-H		FC4-6 BB FC4-2 1B		F7		4	1	2	2	0	0	1
Rick Aguilera, R (1, 1) OBP: 0.250, SLG: 0.263			K	K						2	0	0	0	0	2	1
Mookie Wilson, S (6, PH) OBP: 0.374, SLG: 0.500 (7, 8)						FC4-6 1-2 BB		2B BB		0	1	0	0	2	0	0
Inning Stats	R: 0 E: 0 K: 1 S: 5 H: 0 LOB: 1 BB: 1 P: 9	R: 0 E: 0 K: 0 S: 3 H: 0 LOB: 1 BB: 1 P: 7	R: 0 E: 0 K: 1 S: 5 H: 0 LOB: 0 BB: 0 P: 5	R: 6 E: 2 K: 1 S: 10 H: 4 LOB: 1 BB: 2 P: 18	R: 0 E: 0 K: 0 S: 3 H: 0 LOB: 0 BB: 0 P: 3	R: 1 E: 0 K: 0 S: 5 H: 2 LOB: 2 BB: 1 P: 9	R: 1 E: 0 K: 1 S: 6 H: 1 LOB: 0 BB: 0 P: 6	R: 2 E: 0 K: 1 S: 6 H: 2 LOB: 2 BB: 2 P: 14		1B: 5 2B: 3 3B: 0 HR: 1 SF: 1 SAC: 0 DP: 0 HBP: 0						

	AB	32
	R	10
	H	9
	RBI	8
	BB	7
	SO	5
	LOB	14

WP: 0 PB: 0 SB: 4 CS: 0 PA: 40

PITCHER	IP	WLS	BF	H	R	ER	SO	BB	IBB	HBP	BLK	WP	HR	S	P	ERA	WHIP
Ed Whitson, R (1, 1) ERA: 5.69	3.2	L	19	4	6	5	3	4	0	0	0	0	0	21	37	12.27	2.182
Storm Davis, R (4, 1) ERA: 6.26	1.1		5	0	0	0	0	0	0	0	0	0	0	5	5	0.00	0.000
Greg Booker, R (6, 1) ERA: 5.09	2.0		10	3	2	1	1	1	0	0	0	0	1	11	15	4.50	2.000
Rich Gossage, R (8, 1) ERA: 7.5	1.0		6	2	2	2	1	2	0	0	0	0	0	6	14	18.00	4.000

PITCHER	IP	WLS	BF	H	R	ER	SO	BB	IBB	HBP	BLK	WP	HR	S	P	ERA	WHIP

Batter	1	2	3	4	5	6	7	8	9	AB	R	H	RBI	BB	SO	LOB
Steve Sax, R (1, 4) OBP: 0.328, SLG: 0.362	F8	CS 1B			K		WP BB		4-3	4	0	1	0	1	1	0
John Shelby, S (1, 8) OBP: 0.243, SLG: 0.265	BB HR BB	F8			G3		G4-6-3 IBB			2	1	0	0	2	0	1
Ken Landreaux, L (1, 9) OBP: 0.361, SLG: 0.397	HR BB	CS	1B			3-1	G4-6-3			2	1	1	0	1	0	0
Bill Madlock, R (7, PH) OBP: 0.273, SLG: 0.356										1	0	0	0	0	0	3
Matt Young, L (7, 1)										0	0	0	0	0	0	0
Tim Leary, R (8, 1) OBP: 0.333, SLG: 0.333										0	0	0	0	0	0	0
Pedro Guerrero, R (1, 7) OBP: 0.411, SLG: 0.669	HR		K			K		F2		4	1	1	3	0	2	0
Mike Scioscia, L (1, 2) OBP: 0.378, SLG: 0.407	4-3		F5			BB		FC4-6 BB		2	0	0	0	2	0	0
Tracy Woodson, R (1, 5) OBP: 0.295, SLG: 0.358	1B			4-3		K		FC4-6		4	0	1	0	0	1	2
Franklin Stubbs, L (1, 3) OBP: 0.318, SLG: 0.469	2B			K			FC1-6 BB	G3		3	0	1	0	1	1	1
Mariano Duncan, R (1, 6) OBP: 0.280, SLG: 0.310	K			F9			FC1-6		5-3	4	1	0	0	0	1	3
Fernando Valenzuela, L (1, 1) OBP: 0.143, SLG: 0.143		L6			G3		3B		K	2	0	0	0	0	0	0
Ralph Bryant, L (7, PH) (7, 9) OBP: 0.455, SLG: 0.667										2	0	1	1	0	1	0
Inning Stats	R: 3 E: 0 K: 1 S: 8 H: 3 LOB: 2 BB: 2 P: 16	R: 0 E: 0 K: 0 S: 3 H: 1 LOB: 0 BB: 0 P: 3	R: 0 E: 0 K: 1 S: 5 H: 1 LOB: 0 BB: 0 P: 5	R: 0 E: 0 K: 1 S: 5 H: 0 LOB: 0 BB: 0 P: 5	R: 0 E: 0 K: 1 S: 5 H: 0 LOB: 0 BB: 0 P: 5	R: 0 E: 0 K: 2 S: 7 H: 0 LOB: 1 BB: 1 P: 11	R: 1 E: 0 K: 0 S: 3 H: 1 LOB: 2 BB: 3 P: 15	R: 0 E: 0 K: 0 S: 3 H: 0 LOB: 1 BB: 1 P: 7	R: 0 E: 0 K: 1 S: 5 H: 0 LOB: 0 BB: 0 P: 5	1B: 3 2B: 1 3B: 1 HR: 1 SF: 0 SAC: 0 DP: 1 HBP: 0						

TOP

Los Angeles Dodgers @ New York Mets

Shea Stadium, Flushing, NY

Fri May 22 1987, 7:05 PM EDT

Att. 40,885 - Unknown

livebaseballscorecards.com

AB	30
R	4
H	6
RBI	4
BB	7
SO	7
LOB	10

WP: 1 PB: 0 SB: 0 CS: 1 PA: 38

PITCHER		IP	WLS	BF	H	R	ER	SO	BB	IBB	HBP	BLK	WP	HR	S	P	ERA	WHIP
David Cone, R ERA: 4.81	(1, 1)	6.1		28	6	4	4	6	5	0	0	0	0	1	35	55	5.68	1.737
Gene Walter, L ERA: 4.02	(7, 1)	0.0		1	0	0	0	0	0	1	0	0	1	0	0	4	∞	∞
Terry Leach, R ERA: 2.31	(7, 1)	0.2	W	1	0	0	0	0	0	0	0	0	0	0	1	1	0.00	0.000
Roger McDowell, R ERA: 0.93	(8, 1)	2.0	S	7	0	0	0	1	1	0	0	0	0	0	8	12	0.00	0.500

PITCHER	IP	WLS	BF	H	R	ER	SO	BB	IBB	HBP	BLK	WP	HR	S	P	ERA	WHIP

Batter	1	2	3	4	5	6	7	8	9	AB	R	H	RBI	BB	SO	LOB
Mookie Wilson, S (1, 8) OBP: 0.388, SLG: 0.553	K		HR		1-3 2B		E1 1-H FC5-4 1B			4	2	3	1	0	1	0
Tim Teufel, R (1, 4) OBP: 0.486, SLG: 0.557	F7		F9		F5		K			4	0	0	0	0	1	3
Keith Hernandez, L (1, 3) OBP: 0.393, SLG: 0.438	2B			4-3		HR BB	FC5-4 BB			2	1	1	0	2	0	0
Kevin McReynolds, R (1, 7) OBP: 0.360, SLG: 0.500	K			L3		1-H HR	FC5-4 1-2f 3-H			4	1	1	3	0	1	2
Darryl Strawberry, L (1, 9) OBP: 0.369, SLG: 0.597 Roger McDowell, R (8, 1)		K		HR		CS BB	K			3 0	1 0	1 0	1 0	1 0	2 0	1 0
Gary Carter, R (1, 2) OBP: 0.286, SLG: 0.346		K		4-3		3-1 1-2		G3-6 1B		4	0	1	0	0	1	1
Howard Johnson, S (1, 5) OBP: 0.351, SLG: 0.473		1-3			FC6-5 2B	HBP		G3-6 1-2f		3	0	1	0	0	0	1
Rafael Santana, R (1, 6) OBP: 0.279, SLG: 0.293			K		FC6-5 FC1-6 2-3	K		6-3		4	0	0	0	0	2	2
David Cone, L (1, 1) Gene Walter, L (7, 1) Terry Leach, R (7, 1) Lee Mazzilli, S (7, PH) (8, 9) OBP: 0.500, SLG: 0.696			K		FC1-6 2B 1-2f		1B E 1B			2 0 0 1	0 0 0 1	0 0 0 1	0 0 0 1	0 0 0 0	1 0 0 0	1 0 0 0
Inning Stats	R: 0 E: 0 K: 2 S: 8 H: 1 LOB: 1 BB: 0 P: 8	R: 0 E: 0 K: 2 S: 7 H: 0 LOB: 0 BB: 0 P: 7	R: 1 E: 0 K: 2 S: 8 H: 1 LOB: 0 BB: 0 P: 8	R: 1 E: 0 K: 0 S: 4 H: 1 LOB: 0 BB: 0 P: 4	R: 0 E: 0 K: 0 S: 5 H: 2 LOB: 2 BB: 0 P: 5	R: 2 E: 0 K: 1 S: 5 H: 1 LOB: 1 BB: 2 P: 14	R: 2 E: 1 K: 2 S: 9 H: 2 LOB: 1 BB: 1 P: 13	R: 0 E: 0 K: 0 S: 3 H: 1 LOB: 0 BB: 0 P: 3		1B: 3 2B: 3 3B: 0 HR: 3 SF: 0 SAC: 0 DP: 1 HBP: 1						

PITCHER		IP	WLS	BF	H	R	ER	SO	BB	IBB	HBP	BLK	WP	HR	S	P	ERA	WHIP
Fernando Valenzuela, L ERA: 3.55	(1, 1)	6.0		26	6	4	4	7	2	0	1	0	0	3	37	46	6.00	1.333
Matt Young, L ERA: 8.22	(7, 1)	1.0	L	6	2	2	0	2	1	0	0	0	0	0	9	13	0.00	3.000
Tim Leary, R ERA: 5.75	(8, 1)	1.0		3	1	0	0	0	0	0	0	0	0	0	3	3	0.00	1.000

PITCHER	IP	WLS	BF	H	R	ER	SO	BB	IBB	HBP	BLK	WP	HR	S	P	ERA	WHIP

BOTTOM

Los Angeles Dodgers @ New York Mets

Shea Stadium, Flushing, NY

Fri May 22 1987, 7:05 PM EDT

Att. 40,885 - Unknown

livebaseballscorecards.com

AB	31
R	6
H	9
RBI	5
BB	3
SO	9
LOB	11

WP: 0	PA: 35
PB: 0	
SB: 0	
CS: 1	

Batter	1	2	3	4	5	6	7	8	9	AB	R	H	RBI	BB	SO	LOB
Steve Sax, R (1, 4) OBP: 0.335, SLG: 0.365	B B B B 4-0 HR BB		x 0-0 ① F7		x 0-0 1B		x 0-0 1-2 2-H 1B		S S S 0-3 ② K	4	1	2	1	1	1	2
John Shelby, S (1, 8) OBP: 0.238, SLG: 0.256	x 0-0 ① F8		x 0-0 E 1B		x 0-0 ③ F2		x 0-0 ③ 3-1		S S S 0-3 ③ K	5	0	1	0	0	1	6
Ken Landreaux, L (1, 9) OBP: 0.342, SLG: 0.373	x 0-0 ② F8		S S S 0-3 ② K 1-2			S S S 0-3 ① K		x 0-0 ① G3		4	0	0	0	0	2	2
Matt Young, L (8, 1)										0	0	0	0	0	0	0
Pedro Guerrero, R (1, 7) OBP: 0.420, SLG: 0.711	x 0-0 1-H HR		x 0-0 ③ 5-3			B B B B 4-0 CS BB		x 0-0 HR		3	2	2	3	1	0	1
Mike Scioscia, L (1, 2) OBP: 0.375, SLG: 0.403	x 0-0 1B			x 0-0 ① F8		x 0-0 ② 3-1 1-2		x 0-0 ② 1-3		4	0	1	0	0	0	1
Franklin Stubbs, L (1, 3) OBP: 0.323, SLG: 0.463	S S S 0-3 ③ K			B B B B 4-0 CS BB			B B B B 4-0 E FC1-2 BB	x 0-0 ③ 6-3		2	0	0	0	2	1	1
Tracy Woodson, R (1, 5) OBP: 0.283, SLG: 0.341		x 0-0 ① F7		x 0-0 ② ③ F6 1-2			x 0-0 E5 FC1-2 1-3 1B		x 0-0 ① F8	4	1	0	0	0	0	2
Mariano Duncan, R (1, 6) OBP: 0.279, SLG: 0.314		x 0-0 ② F4			x 0-0 ① 5-3		S S S 0-3 ① K		x 0-0 S 2B	4	0	1	0	0	1	2
Bob Welch, R (1, 1) OBP: 0.125, SLG: 0.125		x 0-0 ③ F8			S S S 0-3 ② K		x 0-0 ② FC1-2 1B 1-2 3-H		S S S 4-0 2-3 IBB	3	0	0	0	0	1	2
Reggie Williams, R (8, 9) OBP: 0.259, SLG: 0.136										0	0	0	0	0	0	0
Ralph Bryant, L (9, PH) OBP: 0.500, SLG: 0.667										0	0	0	0	1	0	0
Inning Stats	R: 2 E: 0 K: 1 S: 7 H: 2 LOB: 1 BB: 1 P: 11	R: 0 E: 0 K: 0 S: 3 H: 0 LOB: 0 BB: 0 P: 3	R: 0 E: 1 K: 1 S: 6 H: 1 LOB: 1 BB: 0 P: 6	R: 0 E: 0 K: 0 S: 2 H: 0 LOB: 0 BB: 1 P: 6	R: 0 E: 0 K: 1 S: 6 H: 1 LOB: 1 BB: 0 P: 6	R: 0 E: 0 K: 1 S: 4 H: 0 LOB: 0 BB: 1 P: 8	R: 1 E: 1 K: 1 S: 7 H: 1 LOB: 2 BB: 1 P: 11	R: 1 E: 0 K: 0 S: 4 H: 1 LOB: 0 BB: 0 P: 4	R: 0 E: 0 K: 2 S: 8 H: 1 LOB: 2 BB: 1 P: 12	1B: 4 2B: 1 3B: 0 HR: 2 SF: 0 SAC: 0 DP: 0 HBP: 0						

PITCHER		IP	WLS	BF	H	R	ER	SO	BB	IBB	HBP	BLK	WP	HR	S	P	ERA	WHIP
Ron Darling, R ERA: 5.28	(1, 1)	8.0	L	33	6	4	3	5	4	0	0	0	0	2	39	55	3.38	1.250
Terry Leach, R ERA: 2.22	(9, 1)	1.0		5	1	0	0	2	0	1	0	0	0	0	8	12	0.00	1.000

PITCHER	IP	WLS	BF	H	R	ER	SO	BB	IBB	HBP	BLK	WP	HR	S	P	ERA	WHIP

TOP

Los Angeles Dodgers @ New York Mets

Shea Stadium, Flushing, NY

Sat May 23 1987, 3:33 AM EDT

Att. 38,606 - Unknown

livebaseballscorecards.com

AB	33
R	4
H	7
RBI	4
BB	5
SO	7
LOB	19

Batter	1	2	3	4	5	6	7	8	9	AB	R	H	RBI	BB	SO	LOB
Lenny Dykstra, L (1, 8) OBP: 0.390, SLG: 0.571	HR		BB			K		HR		3	2	2	2	1	1	0
Wally Backman, S (1, 4) OBP: 0.297, SLG: 0.295	K		K			6-3		1B		4	0	1	0	0	2	1
Keith Hernandez, L (1, 3) OBP: 0.395, SLG: 0.439	4-3			4-3		1B		1B		4	0	2	0	0	0	0
Kevin McReynolds, R (1, 7) OBP: 0.351, SLG: 0.486	F8			L5		F8		F8		4	0	0	0	0	0	3
Darryl Strawberry, L (1, 9) OBP: 0.366, SLG: 0.585		BB		F9			F2	F7		3	0	0	0	1	0	2
Terry Leach, R (9, 1)		G6-4-3								0	0	0	0	0	0	0
Gary Carter, R (1, 2) OBP: 0.285, SLG: 0.343		G6-4-3			6-3		1B		K	4	0	1	0	0	1	1
Howard Johnson, S (1, 5) OBP: 0.348, SLG: 0.462		F9			BB		K		K	3	0	0	0	1	2	1
(8, 6)																
Rafael Santana, R (1, 6) OBP: 0.274, SLG: 0.287			F5		K		K		K	2	0	0	0	0	1	1
Dave Magadan, L (7, PH) OBP: 0.433, SLG: 0.580										2	0	0	0	0	2	1
(8, 5)																
Ron Darling, R (1, 1) OBP: 0.150, SLG: 0.300			K		K			K		2	0	0	0	0	2	1
Lee Mazzilli, S (8, PH) OBP: 0.481, SLG: 0.667										1	0	0	0	0	1	0
(9, 9)																
Inning Stats	R: 1 H: 1 E: 0 LOB: 0 K: 1 BB: 0 S: 6 P: 6	R: 0 H: 0 E: 0 LOB: 0 K: 0 BB: 1 S: 2 P: 6	R: 0 H: 0 E: 0 LOB: 1 K: 2 BB: 1 S: 7 P: 11	R: 0 H: 0 E: 0 LOB: 0 K: 0 BB: 0 S: 3 P: 3	R: 0 H: 0 E: 0 LOB: 1 K: 2 BB: 1 S: 7 P: 11	R: 0 H: 1 E: 0 LOB: 1 K: 1 BB: 0 S: 6 P: 6	R: 0 H: 1 E: 0 LOB: 1 K: 2 BB: 0 S: 8 P: 8	R: 1 H: 3 E: 0 LOB: 2 K: 1 BB: 0 S: 8 P: 8	R: 0 H: 0 E: 0 LOB: 0 K: 3 BB: 0 S: 9 P: 9	1B: 4 SF: 0 2B: 0 SAC: 0 3B: 0 DP: 1 HR: 2 HBP: 0						

PITCHER		IP	WLS	BF	H	R	ER	SO	BB	IBB	HBP	BLK	WP	HR	S	P	ERA	WHIP
Bob Welch, R ERA: 3.29	(1, 1)	7.1	W	29	5	2	2	9	3	0	0	0	0	2	44	56	2.46	1.091
Matt Young, L ERA: 7.41	(8, 1)	1.2	S	6	1	0	0	3	0	0	0	0	0	0	12	12	0.00	0.600

PITCHER	IP	WLS	BF	H	R	ER	SO	BB	IBB	HBP	BLK	WP	HR	S	P	ERA	WHIP

BOTTOM

Los Angeles Dodgers @ New York Mets

Shea Stadium, Flushing, NY

Sat May 23 1987, 3:33 AM EDT

Att. 38,606 - Unknown

livebaseballscorecards.com

AB	32
R	2
H	6
RBI	2
BB	3
SO	12
LOB	11

Los Angeles Dodgers @ New York Mets

Shea Stadium, Flushing, NY

Sun May 24 1987, 3:33 AM EDT

Att. 42,002 - Unknown

TOP

livebaseballscorecards.com

Batter	1	2	3	4	5	6	7	8	9	AB	R	H	RBI	BB	SO	LOB
Steve Sax, R (1, 4) OBP: 0.337, SLG: 0.372	F2		K		2B 3-H 2B		SF9 BB 1-2 2-3 1B	4-3 2-3		5	1	2	1	0	1	1
John Shelby, S (1, 8) OBP: 0.277, SLG: 0.318	CS S 1B		F2		2-H 2B		K S S S	2-3-5-6 BB 3-H 1B		5	0	3	2	0	1	3
Alex Trevino, R (1, 2) OBP: 0.250, SLG: 0.286 Mike Scioscia, L (7, PH) OBP: 0.383, SLG: 0.403 (7, 2)	B B B B 1-2 BB			F9 2B	F6	B B B B 1-2 2-3 3-H BB	B B B B 1-2 BB	B B B B 1-2 BB		2 0	0 0	1 0	0 1	1 2	0 0	1 0
Pedro Guerrero, R (1, 7) OBP: 0.419, SLG: 0.703 Ken Landreaux, L (9, PR) OBP: 0.342, SLG: 0.373 (9, 7)	S S S 2-3			B B B B CS BB		F9 2B	SF9 2-3 3-H	2-3-5-6 2-3	1B 1B	3 0	0 0	1 0	1 0	1 0	1 0	2 0
Mickey Hatcher, R (1, 3) OBP: 0.352, SLG: 0.540 Franklin Stubbs, L (7, PH) OBP: 0.325, SLG: 0.463 (7, 3)		2B		F9 1-2 2-3		2B	L8		1B 1-2 1B	3 2	0 0	2 1	0 0	0 0	0 0	2 2
Tracy Woodson, R (1, 5) OBP: 0.289, SLG: 0.344		S S S K			1B 4-3 1B	S S S K		HR 1B	S S S K	5	2	2	0	0	3	4
Reggie Williams, R (1, 9) OBP: 0.267, SLG: 0.160 Ralph Bryant, L (8, PH) OBP: 0.500, SLG: 0.909 (8, 9)		F8			4-3 1-3 2B 1B	6-3		1-H HR	S S S K	3 2	1 1	1 1	0 2	0 0	0 1	2 2
Mariano Duncan, R (1, 6) OBP: 0.277, SLG: 0.311		2-3			4-3 2-3 3-H		1B SH BB 1B	F2	F8	5	1	1	1	0	0	4
Orel Hershiser, R (1, 1) OBP: 0.250, SLG: 0.357 Brad Havens, L (8, 1) Ken Howell, R (9, 1) OBP: 1.000, SLG: 1.000 Matt Young, L (9, 1)			B1-3		K		SH BB 1B 1-2 SF9	E5 4-3 1B 1B		3 0 0 0	2 0 0 0	1 0 0 0	0 0 0 0	0 0 0 0	1 0 0 0	1 0 0 0
Inning Stats	R: 0 E: 0 K: 1 S: 5 H: 1 LOB: 2 BB: 1 P: 9	R: 0 E: 0 K: 1 S: 6 H: 1 LOB: 1 BB: 0 P: 6	R: 0 E: 0 K: 1 S: 5 H: 0 LOB: 0 BB: 0 P: 5	R: 0 E: 0 K: 0 S: 2 H: 1 LOB: 0 BB: 1 P: 6	R: 3 E: 0 K: 1 S: 9 H: 4 LOB: 1 BB: 0 P: 9	R: 0 E: 0 K: 1 S: 6 H: 1 LOB: 1 BB: 0 P: 6	R: 2 E: 0 K: 1 S: 8 H: 2 LOB: 2 BB: 1 P: 12	R: 3 E: 1 K: 0 S: 6 H: 4 LOB: 2 BB: 1 P: 10	R: 0 E: 0 K: 2 S: 9 H: 2 LOB: 2 BB: 0 P: 9	1B: 10 2B: 6 3B: 0 HR: 1 SF: 1 SAC: 1 DP: 1 HBP: 0						

	AB	38
	R	8
	H	16
	RBI	8
	BB	4
	SO	8
	LOB	24

PITCHER		IP	WLS	BF	H	R	ER	SO	BB	IBB	HBP	BLK	WP	HR	S	P	ERA	WHIP	PITCHER		IP	WLS	BF	H	R	ER	SO	BB	IBB	HBP	BLK	WP	HR	S	P	ERA	WHIP
Sid Fernandez, L (1, 1) ERA: 2.44		6.0		25	8	3	3	5	2	0	0	0	0	0	33	41	4.50	1.667																			
Roger McDowell, R (7, 1) ERA: 2.53		1.0	L	7	2	2	2	1	1	0	0	0	0	0	8	12	18.00	3.000																			
Terry Leach, R (8, 1) ERA: 2.88		0.2		6	4	3	2	0	0	0	0	0	0	1	6	6	27.00	6.000																			
Randy Myers, L (8, 1) ERA: 12.96		0.1		2	0	0	0	0	1	0	0	0	0	0	0	4	0.00	3.000																			
Jesse Orosco, L (9, 1) ERA: 5.68		1.0		5	2	0	0	2	0	0	0	0	0	0	9	9	0.00	2.000																			

WP: 0	PA: 44		
PB: 0			
SB: 1			
CS: 2			

BOTTOM

Los Angeles Dodgers @ New York Mets

Shea Stadium, Flushing, NY

Sun May 24 1987, 3:33 AM EDT

Att. 42,002 - Unknown

livebaseballscorecards.com

Batter	1	2	3	4	5	6	7	8	9	AB	R	H	RBI	BB	SO	LOB
Lenny Dykstra, L (1, 8) OBP: 0.398, SLG: 0.596	5-3			WP, 3B	G3			BBBB, S, BB	1-H, 2-H, 2B	4	1	2	2	1	0	0
Wally Backman, S (1, 4) OBP: 0.289, SLG: 0.287	6-3			G3, 3-H		4-3		SSS, K	BBBB, BB	3	0	0	0	0	0	0
Tim Teufel, R (8, PH) OBP: 0.487, SLG: 0.548 (9, 4)										1	0	0	0	1	1	2
Keith Hernandez, L (1, 3) OBP: 0.395, SLG: 0.438	F9			BB, 1B		G5-4-3, 1B		SSS, K	SSS, K2-3	5	1	2	0	0	2	4
Kevin McReynolds, R (1, 7) OBP: 0.344, SLG: 0.475		5-3		F8		G5-4-3, 1-2f			F8, 1-2, 2-3	3	0	0	0	0	0	2
Roger McDowell, R (7, 1)										0	0	0	0	0	0	0
Terry Leach, R (8, 1)										0	0	0	0	0	0	0
Randy Myers, L (8, 1)										0	0	0	0	0	0	0
Lee Mazzilli, S (8, PH) OBP: 0.464, SLG: 0.640										1	0	0	0	0	0	2
Jesse Orosco, R (9, 1)										0	0	0	0	0	0	0
Darryl Strawberry, L (1, 9) OBP: 0.363, SLG: 0.572		F8		BBBB, 1B, 1-2, E, BB			F8		F4	3	1	0	0	1	0	0
Gary Carter, R (1, 2) OBP: 0.297, SLG: 0.364		G3		E8, 1-H, 2-H			3B		BBBB, 1B	3	1	2	1	1	0	0
Howard Johnson, S (1, 6) OBP: 0.340, SLG: 0.449			F4	F8			SSS, K		SSS, K	4	0	0	0	0	2	3
Dave Magadan, L (1, 5) OBP: 0.422, SLG: 0.556			SSS, K		4-3				1B, 1-2, 2B	4	1	1	0	0	1	1
Sid Fernandez, L (1, 1) OBP: 0.222, SLG: 0.333			5-3		SSS, K			S, 2B	1-2, 2-H, 2B	2	0	0	0	0	1	0
Mookie Wilson, S (7, 7) OBP: 0.400, SLG: 0.573										2	1	2	1	0	0	0

	AB	35
	R	6
	H	9
	RBI	4
	BB	4
	SO	7
	LOB	14

Inning Stats	1	2	3	4	5	6	7	8	9
	R: 0 E: 0 K: 0 S: 3	H: 0 LOB: 0 BB: 0 P: 3	R: 0 E: 0 K: 0 S: 3	H: 0 LOB: 0 BB: 0 P: 3	R: 0 E: 0 K: 1 S: 5	H: 0 LOB: 0 BB: 0 P: 5	R: 3 E: 1 K: 0 S: 6	H: 3 LOB: 1 BB: 1 P: 10	R: 0 E: 0 K: 0 S: 5	H: 0 LOB: 0 BB: 0 P: 5	R: 0 E: 0 K: 0 S: 3	H: 1 LOB: 0 BB: 0 P: 3	R: 0 E: 0 K: 1 S: 6	H: 1 LOB: 1 BB: 0 P: 6	R: 0 E: 0 K: 2 S: 8	H: 1 LOB: 2 BB: 1 P: 12	R: 3 E: 0 K: 2 S: 10	H: 3 LOB: 2 BB: 2 P: 18

	1B: 5	SF: 0	WP: 1	PA: 39
	2B: 2	SAC: 0	PB: 0	
	3B: 2	DP: 1	SB: 2	
	HR: 0	HBP: 0	CS: 0	

PITCHER		IP	WLS	BF	H	R	ER	SO	BB	IBB	HBP	BLK	WP	HR	S	P	ERA	WHIP
Orel Hershiser, R ERA: 3.24	(1, 1)	7.0	W	27	6	3	2	3	1	0	0	0	1	0	32	36	2.57	1.000
Brad Havens, L ERA: 16.2	(8, 1)	1.2		10	3	3	3	3	2	0	0	0	0	0	14	22	16.20	3.000
Ken Howell, R ERA: 5.19	(9, 1)	0.0		1	0	0	0	0	1	0	0	0	0	0	0	4	∞	∞
Matt Young, L ERA: 7.27	(9, 1)	0.1	S	1	0	0	0	1	0	0	0	0	0	0	3	3	0.00	0.000

PITCHER		IP	WLS	BF	H	R	ER	SO	BB	IBB	HBP	BLK	WP	HR	S	P	ERA	WHIP

New York Mets @ San Francisco Giants

Candlestick Park, San Francisco, CA

Mon May 25 1987, 6:33 AM EDT

Att. 42,266 - Unknown

TOP

livebaseballscorecards.com

Batter	1	2	3	4	5	6	7	8	9	AB	R	H	RBI	BB	SO	LOB
Mookie Wilson, S (1, 8) OBP: 0.404, SLG: 0.590	0-0 1B 1B	0-0 F8 ①		0-0 F8 ③		0-0 3B 2-H 3-H ②		0-0 FC3-6 1B 1-2f 2-3 ②		4	1	2	2	0	0	0
Doug Sisk, R (6, 1)										0	0	0	0	0	0	0
Lee Mazzilli, S (8, PH) OBP: 0.448, SLG: 0.615										1	0	0	0	0	0	2
Roger McDowell, R (8, 1)										0	0	0	0	0	0	0
Jesse Orosco, R (9, 1)										0	0	0	0	0	0	0
Wally Backman, S (1, 4) OBP: 0.303, SLG: 0.301	0-0 1B E 1B 1-3 1B	0-0 F7 ②			0-0 1B G6-3 1B	S S S 0-3 K ③		0-0 1-3 1B 3-H		5	2	3	1	0	1	0
Keith Hernandez, L (1, 3) OBP: 0.407, SLG: 0.446	0-0 E9 BB 2B 1B 1-H 3-H	B B B 4-0 BB			0-0 G6-3 1B 1-3		0-0 BB 1B	0-0 5-3 ③		4	1	3	1	1	0	2
Kevin McReynolds, R (1, 7) OBP: 0.333, SLG: 0.459	0-0 5-3 ①	0-0 F6 ③			0-0 G6-3 ① ② 1-2f 3-H		0-0 F8 ①		0-0 5-3 ①	5	0	0	0	0	0	4
Darryl Strawberry, L (1, 9) OBP: 0.370, SLG: 0.565	I I I I 4-0 BB 2B IBB		S S S 0-3 K ①		B B B 4-0 BB		B B B 4-0 G6-4-3 BB 1-2		S S S 0-3 K ②	2	1	0	0	3	2	0
Gary Carter, R (1, 2) OBP: 0.288, SLG: 0.352	0-0 L6 ②		S S S 0-0 F4 ②		0-0 F8 ③		0-0 G6-4-3 ② ③ 1-2f		0-0 6-3 ③	5	0	0	0	0	0	5
Dave Magadan, L (1, 5) OBP: 0.412, SLG: 0.526	B B B B 4-0 2B BB 1-2 2-3		S S S 0-3 K ③			0-0 F7 ①		0-0 3-1 ①		3	0	0	0	1	1	0
Rafael Santana, R (1, 6) OBP: 0.291, SLG: 0.314	0-0 2B 1-3 2-H 3-H			0-0 6-3 ①		0-0 2B 3B 1B		0-0 FC3-6 1B 1B 1B		4	2	3	2	0	0	0
John Mitchell, R (1, 1)	0-0 4-3 ③			S S S 0-3 K ②		0-0 3B 2B 1-3		0-0 FC3-6 1B 1-2		1	0	0	0	0	0	2
Terry Leach, R (3, 1)										1	0	0	0	0	1	0
Lenny Dykstra, L (6, PH) OBP: 0.408, SLG: 0.613										2	1	2	0	0	0	0
(6, 8)																
Inning Stats	R: 4 E: 1 K: 0 S: 7 H: 4 LOB: 2 BB: 2 P: 15	R: 0 E: 0 K: 0 S: 3 H: 0 LOB: 1 BB: 1 P: 7	R: 0 E: 0 K: 2 S: 7 H: 0 LOB: 0 BB: 0 P: 7	R: 0 E: 0 K: 1 S: 5 H: 0 LOB: 0 BB: 0 P: 5	R: 1 E: 0 K: 0 S: 4 H: 2 LOB: 1 BB: 1 P: 8	R: 2 E: 0 K: 1 S: 7 H: 3 LOB: 0 BB: 0 P: 7	R: 0 E: 0 K: 0 S: 3 H: 1 LOB: 1 BB: 1 P: 7	R: 1 E: 0 K: 0 S: 6 H: 3 LOB: 2 BB: 0 P: 6	R: 0 E: 0 K: 1 S: 5 H: 0 LOB: 0 BB: 0 P: 5	1B: 10 2B: 2 3B: 1 HR: 0 SF: 0 SAC: 0 DP: 2 HBP: 0							

	AB	37
	R	8
	H	13
	RBI	6
	BB	5
	SO	5
	LOB	15

WP: 0 PB: 0 SB: 0 CS: 0 PA: 42

PITCHER		IP	WLS	BF	H	R	ER	SO	BB	IBB	HBP	BLK	WP	HR	S	P	ERA	WHIP
Mike Krukow, R ERA: 6.37	(1, 1)	0.2		8	4	4	4	0	1	1	0	0	0	0	6	14	54.00	7.500
Mark Grant, R ERA: 3.35	(1, 1)	4.2	L	19	4	3	3	3	2	0	0	0	0	0	23	31	5.79	1.286
Greg Minton, R ERA: 3.47	(6, 1)	2.1		11	5	1	1	1	1	0	0	0	0	0	12	16	3.86	2.571
Mark Davis, L ERA: 4.81	(8, 1)	1.1		4	0	0	0	1	0	0	0	0	0	0	6	6	0.00	0.000

PITCHER	IP	WLS	BF	H	R	ER	SO	BB	IBB	HBP	BLK	WP	HR	S	P	ERA	WHIP

BOTTOM

Batter	1	2	3	4	5	6	7	8	9	AB	R	H	RBI	BB	SO	LOB
Jose Uribe, S (1, 6) OBP: 0.386, SLG: 0.463	K2-3	4-3 2-3		L1		3-1			BB	4	1	0	0	1	1	1
Mike Aldrete, L (1, 8) (9, 3) OBP: 0.405, SLG: 0.408	BB	3-1		3-1			G3		K	4	1	0	0	1	1	2
Jeffrey Leonard, R (1, 7) OBP: 0.397, SLG: 0.709	1B 1-2		6-3		1B		K		2B 1-3	5	2	3	0	0	1	0
Candy Maldonado, R (1, 9) OBP: 0.392, SLG: 0.569	F8		K		K		1B		1B 2-H 3-H	5	1	2	2	0	2	3
Will Clark, L (1, 3) OBP: 0.348, SLG: 0.519	2B 1-2 2-3		WP		FC4-6 1-3		G3		6-3	4	1	3	0	0	0	1
Mark Davis, L (8, 1) OBP: 0.200, SLG: 0.400										0	0	0	0	0	0	0
Joel Youngblood, R (9, PH) OBP: 0.316, SLG: 0.333										1	0	0	0	0	0	1
Bob Brenly, R (1, 2) OBP: 0.342, SLG: 0.365	1-3 2-H 3-H		S 1-H		K				1B 2-3	3	1	2	3	0	1	2
Greg Minton, S (6, 1)										0	0	0	0	0	0	0
Harry Spilman, L (8, 3) OBP: 0.370, SLG: 0.458										2	0	2	0	0	0	0
(9, 5)																
Mark Wasinger, R (9, PR) OBP: 0.324, SLG: 0.469										0	0	0	0	0	0	0
Robby Thompson, R (1, 4) OBP: 0.356, SLG: 0.443	1-3		1-H		FC4-6 1-2f			6-3	1B 1-2 3-H	5	0	2	2	0	0	5
Matt Williams, R (1, 5) OBP: 0.234, SLG: 0.290		4-3 SH5-4	4-3			F8		K	K	3	0	1	0	0	0	1
Chili Davis, S (8, PH) OBP: 0.330, SLG: 0.400										2	0	0	0	0	2	3
(9, 8)																
Mike Krukow, R (1, 1) OBP: 0.200, SLG: 0.214		SH5-4 1-2		6-3		K		1-3		0	0	0	0	0	0	0
Mark Grant, R (1, 1)										1	0	0	0	0	0	0
Bob Melvin, R (6, 2) OBP: 0.326, SLG: 0.508										2	0	0	0	0	1	1
Inning Stats	R: 2 E: 0 K: 1 S: 8 H: 3 LOB: 2 BB: 1 P: 12	R: 0 E: 0 K: 0 S: 4 H: 1 LOB: 1 BB: 0 P: 4	R: 2 E: 0 K: 1 S: 8 H: 3 LOB: 1 BB: 0 P: 8	R: 0 E: 0 K: 0 S: 3 H: 0 LOB: 0 BB: 0 P: 3	R: 0 E: 0 K: 2 S: 9 H: 2 LOB: 2 BB: 0 P: 9	R: 0 E: 0 K: 1 S: 5 H: 0 LOB: 0 BB: 0 P: 5	R: 0 E: 0 K: 1 S: 6 H: 1 LOB: 1 BB: 0 P: 6	R: 0 E: 0 K: 1 S: 6 H: 1 LOB: 1 BB: 0 P: 6	R: 3 E: 0 K: 2 S: 11 H: 4 LOB: 2 BB: 1 P: 15	1B: 10 2B: 5 3B: 0 HR: 0 SF: 0 SAC: 1 DP: 0 HBP: 0	WP: 1 PB: 0 SB: 1 CS: 0 PA: 44					

PITCHER	IP	WLS	BF	H	R	ER	SO	BB	IBB	HBP	BLK	WP	HR	S	P	ERA	WHIP
John Mitchell, R (1, 1) ERA: 7.36	2.2		16	7	4	4	2	1	0	0	0	1	0	19	23	13.50	3.000
Terry Leach, R (3, 1) ERA: 2.63	2.1	W	9	2	0	0	2	0	0	0	0	0	0	13	13	0.00	0.857
Doug Sisk, R (6, 1) ERA: 4.22	2.0		7	1	0	0	2	0	0	0	0	0	0	11	11	0.00	0.500
Roger McDowell, R (8, 1) ERA: 4.38	1.2		11	5	3	3	2	1	0	0	0	0	0	14	18	16.20	3.600
Jesse Orosco, L (9, 1) ERA: 5.59	0.1	S	1	0	0	0	1	0	0	0	0	0	0	3	3	0.00	0.000

PITCHER	IP	WLS	BF	H	R	ER	SO	BB	IBB	HBP	BLK	WP	HR	S	P	ERA	WHIP

New York Mets @ San Francisco Giants

Candlestick Park, San Francisco, CA

Mon May 25 1987, 6:33 AM EDT

Att. 42,266 - Unknown

livebaseballscorecards.com

AB	41
R	7
H	15
RBI	7
BB	2
SO	9
LOB	20

New York Mets @ San Francisco Giants

Candlestick Park, San Francisco, CA

Tue May 26 1987, 10:05 PM EDT

Att. 23,988 - Unknown

TOP

livebaseballscorecards.com

Batter	1	2	3	4	5	6	7	8	9	AB	R	H	RBI	BB	SO	LOB
Lenny Dykstra, L (1, 8) OBP: 0.403, SLG: 0.609	K		F5		1-H 2B		K		K2-3	4	0	1	1	0	2	1
Doug Sisk, R (7, 1)										0	0	0	0	0	0	0
Jesse Orosco, R (8, 1)										1	0	0	0	0	1	0
Wally Backman, S (1, 4) OBP: 0.290, SLG: 0.288	6-3		6-3		F7		6-3		K	5	0	0	0	0	1	2
Keith Hernandez, L (1, 3) OBP: 0.403, SLG: 0.441	K		K		F7			1B BB WP 1B		4	1	1	0	0	2	1
Darryl Strawberry, L (1, 9) OBP: 0.384, SLG: 0.568		2B 1B		E S BB		4-3 S BB		WP 1B 1-2 WP BB		1	1	1	0	3	0	0
Mookie Wilson, S (1, 7) (7, 8) OBP: 0.407, SLG: 0.596	1-3 2B		1-3 6-3		F6			WP WP 1-2 2-3 1B		4	0	2	0	0	0	2
Howard Johnson, S (1, 5) OBP: 0.331, SLG: 0.436	K		F5		4-3 1-3			K2-3 1-2 2-3 3-H		4	0	0	0	0	2	6
Barry Lyons, R (1, 2) OBP: 0.189, SLG: 0.314	K		G3		F9			K		4	0	0	0	0	2	6
Rafael Santana, R (1, 6) OBP: 0.307, SLG: 0.333	FC5-4 IBB				2B 1B		2B	2-3 3-H K		3	1	2	0	1	1	1
Jeff Innis, R (1, 1)	FC5-4 1-2f				F7		F8		G3	1	0	0	0	0	0	3
Dave Magadan, L (5, PH) OBP: 0.406, SLG: 0.517										1	0	0	0	0	0	1
Randy Myers, L (5, 1)										0	0	0	0	0	0	0
Lee Mazzilli, S (7, PH) OBP: 0.419, SLG: 0.571 (7, 7)										2	0	0	0	0	0	1
Inning Stats	R: 0 E: 0 K: 2 S: 7 H: 0 LOB: 0 BB: 0 P: 7	R: 0 E: 0 K: 2 S: 9 H: 2 LOB: 3 BB: 1 P: 13	R: 0 E: 0 K: 1 S: 5 H: 0 LOB: 0 BB: 0 P: 5	R: 0 E: 0 K: 0 S: 3 H: 0 LOB: 1 BB: 1 P: 7	R: 1 E: 0 K: 0 S: 5 H: 2 LOB: 1 BB: 0 P: 5	R: 0 E: 0 K: 0 S: 3 H: 0 LOB: 1 BB: 1 P: 7	R: 0 E: 0 K: 1 S: 6 H: 1 LOB: 1 BB: 0 P: 6	R: 2 E: 0 K: 3 S: 11 H: 2 LOB: 1 BB: 1 P: 15	R: 0 E: 0 K: 2 S: 7 H: 0 LOB: 0 BB: 0 P: 7	1B: 4 2B: 3 3B: 0 HR: 0 SF: 0 SAC: 0 DP: 0 HBP: 0						

	AB	34
	R	3
	H	7
	RBI	1
	BB	4
	SO	11
	LOB	24

WP: 2 PB: 0 SB: 2 CS: 0 PA: 38

PITCHER		IP	WLS	BF	H	R	ER	SO	BB	IBB	HBP	BLK	WP	HR	S	P	ERA	WHIP
Kelly Downs, R ERA: 4.01	(1, 1)	6.0		25	4	1	1	5	2	1	0	0	0	0	32	44	1.50	1.000
Jeff Robinson, R ERA: 3.0	(7, 1)	1.0	L	7	3	2	2	1	1	0	0	0	0	0	8	12	18.00	4.000
Scott Garrelts, R ERA: 2.88	(8, 1)	2.0		6	0	0	0	5	0	0	0	0	2	0	16	16	0.00	0.000

PITCHER	IP	WLS	BF	H	R	ER	SO	BB	IBB	HBP	BLK	WP	HR	S	P	ERA	WHIP

BOTTOM

New York Mets @ San Francisco Giants

Candlestick Park, San Francisco, CA

Tue May 26 1987, 10:05 PM EDT

Att. 23,988 - Unknown

livebaseballscorecards.com

Batter	1	2	3	4	5	6	7	8	9	AB	R	H	RBI	BB	SO	LOB
Jose Uribe, S (1, 6) OBP: 0.354, SLG: 0.422	4-3		6-3	F7			F8		F9	4	0	0	0	0	0	2
Bob Melvin, R (9, PH) OBP: 0.323, SLG: 0.504										1	0	0	0	0	0	0
Chili Davis, S (1, 8) OBP: 0.332, SLG: 0.406	S 1B		1B 2B		6-3		4-3		F8	5	1	2	0	0	0	0
Jeffrey Leonard, R (1, 7) OBP: 0.399, SLG: 0.704	F7 1-2		S 1B 2-H		E1		1B			4	0	2	1	0	0	1
Candy Maldonado, R (1, 9) OBP: 0.384, SLG: 0.556	5-3		K 1-2		K		6-3			4	0	0	0	0	2	4
Will Clark, L (1, 3) OBP: 0.352, SLG: 0.549		3-1 2B		HR	F8			K		4	1	2	1	0	1	1
Bob Brenly, R (1, 2) OBP: 0.338, SLG: 0.348		F8		F8		BB		F7		3	0	0	0	1	0	1
Robby Thompson, R (1, 4) OBP: 0.351, SLG: 0.434		3-1 2-3		K		K		FC6-4 1B		4	0	1	0	0	2	2
Matt Williams, R (1, 5) OBP: 0.236, SLG: 0.291		F9		1B 1B		F8		FC6-4 1-2f		3	0	1	0	0	0	2
Chris Speier, R (8, PH) OBP: 0.390, SLG: 0.464										1	0	0	0	0	0	1
(9, 5)																
Kelly Downs, R (1, 1) OBP: 0.105, SLG: 0.105			K	1B 1-2		F9			6-3	2	0	1	0	0	1	0
Joel Youngblood, R (6, PH) OBP: 0.300, SLG: 0.316										1	0	0	0	0	0	1
Jeff Robinson, R (7, 1) OBP: 0.167, SLG: 0.167										0	0	0	0	0	0	0
Scott Garrelts, R (8, 1) OBP: 0.143, SLG: 0.143										0	0	0	0	0	0	0
Mike Aldrete, L (8, 9) OBP: 0.400, SLG: 0.403										1	0	0	0	0	0	0
Inning Stats	R: 0 E: 0 K: 0 S: 4 H: 1 LOB: 1 BB: 0 P: 4	R: 0 E: 0 K: 0 S: 4 H: 1 LOB: 1 BB: 0 P: 4	R: 1 E: 0 K: 2 S: 9 H: 2 LOB: 1 BB: 0 P: 9	R: 1 E: 0 K: 1 S: 8 H: 3 LOB: 2 BB: 0 P: 8	R: 0 E: 1 K: 1 S: 6 H: 0 LOB: 1 BB: 0 P: 6	R: 0 E: 0 K: 1 S: 5 H: 0 LOB: 1 BB: 1 P: 9	R: 0 E: 0 K: 0 S: 4 H: 1 LOB: 1 BB: 0 P: 4	R: 0 E: 0 K: 1 S: 6 H: 1 LOB: 1 BB: 0 P: 6	R: 0 E: 0 K: 0 S: 3 H: 0 LOB: 0 BB: 0 P: 3	1B: 6 2B: 2 3B: 0 HR: 1	SF: 0 SAC: 0 DP: 0 HBP: 0						

	AB	37
	R	2
	H	9
	RBI	2
	BB	1
	SO	6
	LOB	15

WP: 0 PB: 0 SB: 2 CS: 0 PA: 38

PITCHER		IP	WLS	BF	H	R	ER	SO	BB	IBB	HBP	BLK	WP	HR	S	P	ERA	WHIP
Jeff Innis, R ERA: 3.86	(1, 1)	4.0		19	7	2	2	3	0	0	0	0	0	1	25	25	4.50	1.750
Randy Myers, L ERA: 10.45	(5, 1)	2.0		8	0	0	0	2	1	0	0	0	0	0	11	15	0.00	0.500
Doug Sisk, R ERA: 4.03	(7, 1)	1.0	W	4	1	0	0	0	0	0	0	0	0	0	4	4	0.00	1.000
Jesse Orosco, L ERA: 5.06	(8, 1)	2.0	S	7	1	0	0	1	0	0	0	0	0	0	9	9	0.00	0.500

PITCHER	IP	WLS	BF	H	R	ER	SO	BB	IBB	HBP	BLK	WP	HR	S	P	ERA	WHIP

Batter	1	2	3	4	5	6	7	8	9	AB	R	H	RBI	BB	SO	LOB
Mookie Wilson, S (1, 8) OBP: 0.398, SLG: 0.574	K		BB		FC4-6		K		K	4	0	0	0	1	3	4
Tim Teufel, R (1, 4) OBP: 0.475, SLG: 0.530	1B		CS	6-3	5-3			F9		4	0	1	0	0	0	2
Keith Hernandez, L (1, 3) OBP: 0.411, SLG: 0.455	G5-4-3			HR		G6-4-3		K		4	1	3	0	0	1	0
Kevin McReynolds, R (1, 7) OBP: 0.325, SLG: 0.447	G5-4-3			L9		G6-4-3		F8		4	0	0	0	0	0	4
Darryl Strawberry, L (1, 9) OBP: 0.392, SLG: 0.609		F8		HR		FC5-4			HR	3	2	2	3	1	0	0
Gary Carter, R (1, 2) OBP: 0.287, SLG: 0.369		K		F9		FC5-4			HR	4	1	1	1	0	1	1
Howard Johnson, S (1, 5) OBP: 0.329, SLG: 0.431		F9	6-3				CS 1B		F9	4	0	1	0	0	0	0
Rafael Santana, R (1, 6) OBP: 0.305, SLG: 0.330			5-3		FC4-6 HBP		L4		6-3	4	0	1	0	0	0	1
David Cone, L (1, 1)			F7		FC4-6 HBP				2B	1	0	0	0	0	0	0
Terry Leach, R (5, 1)										0	0	0	0	0	0	0
Lee Mazzilli, S (7, PH) OBP: 0.438, SLG: 0.571										0	0	0	0	1	0	0
Roger McDowell, R (7, 1) OBP: 0.500, SLG: 1.000										1	0	1	0	0	0	0
Jesse Orosco, R (9, 1)										0	0	0	0	0	0	0
Inning Stats	R: 0 E: 0 K: 1 S: 6 H: 2 LOB: 1 BB: 0 P: 6	R: 0 E: 0 K: 1 S: 5 H: 0 LOB: 0 BB: 0 P: 5	R: 0 E: 0 K: 0 S: 2 H: 0 LOB: 0 BB: 1 P: 6	R: 2 E: 0 K: 0 S: 5 H: 2 LOB: 0 BB: 0 P: 5	R: 0 E: 0 K: 0 S: 4 H: 1 LOB: 2 BB: 0 P: 5	R: 0 E: 0 K: 0 S: 3 H: 1 LOB: 1 BB: 1 P: 7	R: 0 E: 0 K: 1 S: 5 H: 1 LOB: 1 BB: 1 P: 9	R: 0 E: 0 K: 1 S: 5 H: 0 LOB: 0 BB: 0 P: 5	R: 2 E: 0 K: 1 S: 8 H: 3 LOB: 1 BB: 0 P: 8	1B: 5 2B: 2 3B: 0 HR: 3 SF: 0 SAC: 0 DP: 2 HBP: 1			WP: 0 PB: 0 SB: 1 CS: 2		PA: 38	

PITCHER		IP	WLS	BF	H	R	ER	SO	BB	IBB	HBP	BLK	WP	HR	S	P	ERA	WHIP
Atlee Hammaker, L ERA: 1.86	(1, 1)	8.0		31	7	2	2	4	3	0	1	0	0	1	35	48	2.25	1.250
Mark Davis, L ERA: 5.02	(9, 1)	0.0		1	1	1	1	0	0	0	0	0	0	1	1	1	∞	∞
Jeff Robinson, R ERA: 3.18	(9, 1)	0.2	L	4	2	1	1	0	0	0	0	0	0	1	4	4	13.50	3.000
Scott Garrelts, R ERA: 2.85	(9, 1)	0.1		1	0	0	0	1	0	0	0	0	0	0	3	3	0.00	0.000

PITCHER	IP	WLS	BF	H	R	ER	SO	BB	IBB	HBP	BLK	WP	HR	S	P	ERA	WHIP

TOP

New York Mets @ San Francisco Giants

Candlestick Park, San Francisco, CA

Wed May 27 1987, 6:33 AM EDT

Att. 19,455 - Unknown

livebaseballscorecards.com

AB	33
R	4
H	10
RBI	4
BB	3
SO	5
LOB	12

Batter	1	2	3	4	5	6	7	8	9	AB	R	H	RBI	BB	SO	LOB
Jose Uribe, S (1, 6) OBP: 0.360, SLG: 0.426	3-1		S, 1B		6-3			SH1-4, 1-2	K	2	0	1	0	0	0	0
Matt Williams, R (3, PR) (4, 6) OBP: 0.234, SLG: 0.289										1	0	0	0	0	0	0
Harry Spilman, L (9, PH) OBP: 0.370, SLG: 0.458										0	0	0	0	0	0	0
Joel Youngblood, R (9, PH) OBP: 0.286, SLG: 0.300										1	0	0	0	0	1	1
Chili Davis, S (1, 8) OBP: 0.325, SLG: 0.397	K		F8		F7			K		4	0	0	0	0	2	2
Jeffrey Leonard, R (1, 7) OBP: 0.401, SLG: 0.703	F9		BB			P3		1B, 2B		3	1	1	1	1	0	0
Candy Maldonado, R (1, 9) OBP: 0.381, SLG: 0.549		K	F8			K		HBP, 1B		4	0	1	1	0	2	2
Will Clark, L (1, 3) OBP: 0.349, SLG: 0.537		K	F5			F8		HBP		3	0	0	0	0	1	2
Bob Brenly, R (1, 2) OBP: 0.346, SLG: 0.338		S, 1B, BB		CS, BB			5-3	K		2	1	0	0	2	1	2
Mark Davis, L (9, 1) OBP: 0.200, SLG: 0.400										0	0	0	0	0	0	0
Jeff Robinson, R (9, 1) OBP: 0.167, SLG: 0.167										0	0	0	0	0	0	0
Scott Garrelts, R (9, 1) OBP: 0.143, SLG: 0.143										0	0	0	0	0	0	0
Robby Thompson, R (1, 4) OBP: 0.357, SLG: 0.437		BB, 1B	F9			5-3			SH3-4, 1B	4	0	2	1	0	0	1
Chris Speier, R (1, 5) OBP: 0.388, SLG: 0.453		BB	L6			F7			SH3-4	2	0	0	0	1	0	1
Atlee Hammaker, S (1, 1) OBP: 0.182, SLG: 0.182		F7			K			SH1-4, 2B, 1B	1-3	2	0	0	0	0	1	2
Mike Aldrete, L (8, PH) OBP: 0.407, SLG: 0.411										1	1	1	0	0	0	0
Bob Melvin, R (9, 2) OBP: 0.321, SLG: 0.500										1	0	0	0	0	0	1
Inning Stats	R: 0 E: 0 K: 1 S: 5 H: 0 LOB: 0 BB: 0 P: 5	R: 1 E: 0 K: 2 S: 8 H: 1 LOB: 2 BB: 2 P: 16	R: 0 E: 0 K: 0 S: 4 H: 1 LOB: 2 BB: 1 P: 8	R: 0 E: 0 K: 0 S: 2 H: 0 LOB: 0 BB: 1 P: 6	R: 0 E: 0 K: 1 S: 5 H: 0 LOB: 0 BB: 0 P: 5	R: 0 E: 0 K: 1 S: 5 H: 0 LOB: 0 BB: 0 P: 5	R: 0 E: 0 K: 0 S: 3 H: 0 LOB: 0 BB: 0 P: 3	R: 2 E: 0 K: 2 S: 10 H: 3 LOB: 2 BB: 0 P: 11	R: 0 E: 0 K: 1 S: 6 H: 1 LOB: 1 BB: 0 P: 6	1B: 5 2B: 1 3B: 0 HR: 0 SF: 0 SAC: 2 DP: 0 HBP: 1						

PITCHER		IP	WLS	BF	H	R	ER	SO	BB	IBB	HBP	BLK	WP	HR	S	P	ERA	WHIP
David Cone, R ERA: 4.6	(1, 1)	4.0		17	2	1	1	3	4	0	0	0	0	0	19	35	2.25	1.500
Terry Leach, R ERA: 2.45	(5, 1)	2.0		6	0	0	0	2	0	0	0	0	0	0	10	10	0.00	0.000
Roger McDowell, R ERA: 4.8	(7, 1)	2.2	W	13	4	2	2	2	0	0	1	0	0	0	16	17	6.75	1.500
Jesse Orosco, L ERA: 4.98	(9, 1)	0.1	S	1	0	0	0	1	0	0	0	0	0	0	3	3	0.00	0.000

PITCHER	IP	WLS	BF	H	R	ER	SO	BB	IBB	HBP	BLK	WP	HR	S	P	ERA	WHIP

BOTTOM

New York Mets @ San Francisco Giants

Candlestick Park, San Francisco, CA

Wed May 27 1987, 6:33 AM EDT

Att. 19,455 - Unknown

livebaseballscorecards.com

AB	30
R	3
H	6
RBI	3
BB	4
SO	8
LOB	14

1B: 5	SF: 0	WP: 0	PA: 37
2B: 1	SAC: 2	PB: 0	
3B: 0	DP: 0	SB: 2	
HR: 0	HBP: 1	CS: 1	

Batter	1	2	3	4	5	6	7	8	9	AB	R	H	RBI	BB	SO	LOB
Mookie Wilson, S (1, 8) OBP: 0.407, SLG: 0.598	SF8 3B		2B	FC6-4 1-2f		6-3		BBBB PB S FC1-2 BB		4	1	2	0	1	0	1
Tim Teufel, R (1, 4) OBP: 0.452, SLG: 0.507	SF8 3-H		K		5-3	5-3		FC1-2 1-2 1B		3	0	0	1	0	1	1
Terry Leach, R (6, 1)										0	0	0	0	0	0	0
Randy Myers, L (7, 1)										0	0	0	0	0	0	0
Dave Magadan, L (7, 5) OBP: 0.414, SLG: 0.525										1	0	1	0	0	0	0
Keith Hernandez, L (1, 3) OBP: 0.405, SLG: 0.465	P6		F9		6-3		HR	FC1-2 1-2 2-H		5	1	1	1	0	0	3
Kevin McReynolds, R (1, 7) OBP: 0.327, SLG: 0.452	K		F8		WP 2B		4-3 1B	F3		5	0	2	0	0	1	3
Darryl Strawberry, L (1, 9) OBP: 0.392, SLG: 0.619		K		HR	WP IBB		4-3 1-2		K	4	1	1	1	1	2	1
Gary Carter, R (1, 2) OBP: 0.296, SLG: 0.388		BB BB		HR	BB 1-2 2-3		K		F5	3	1	1	1	2	1	1
Howard Johnson, S (1, 5) OBP: 0.327, SLG: 0.422		K		F6	F5		FC6-4 IBB		K	3	0	0	0	1	1	4
Roger McDowell, R (7, 1) OBP: 0.333, SLG: 0.667										1	0	0	0	0	1	0
Rafael Santana, R (1, 6) OBP: 0.311, SLG: 0.357		BBBB 1-2 BB		5-3		HR	FC6-4 1-2f			3	1	1	1	1	0	2
Ron Darling, R (1, 1) OBP: 0.182, SLG: 0.286		3-1		BBBB FC6-4 BB		4-3		K		1	0	0	0	1	0	2
Jeff Innis, R (5, 1)										0	0	0	0	0	0	0
Wally Backman, S (6, PH) OBP: 0.286, SLG: 0.283 (6, 4)										2	0	0	0	0	1	0
Inning Stats	R: 1 E: 0 K: 1 S: 6 H: 1 LOB: 0 BB: 0 P: 6	R: 0 E: 0 K: 2 S: 7 H: 0 LOB: 2 BB: 2 P: 15	R: 0 E: 0 K: 1 S: 6 H: 1 LOB: 1 BB: 0 P: 6	R: 2 E: 0 K: 0 S: 5 H: 2 LOB: 1 BB: 1 P: 9	R: 0 E: 0 K: 0 S: 4 H: 1 LOB: 3 BB: 2 P: 12	R: 1 E: 0 K: 0 S: 4 H: 1 LOB: 0 BB: 0 P: 4	R: 1 E: 0 K: 1 S: 7 H: 2 LOB: 2 BB: 1 P: 11	R: 0 E: 0 K: 1 S: 6 H: 1 LOB: 2 BB: 1 P: 10	R: 0 E: 0 K: 2 S: 7 H: 0 LOB: 0 BB: 0 P: 7	1B: 2 2B: 2 3B: 1 HR: 4		SF: 1 SAC: 0 DP: 0 HBP: 0				

PITCHER	IP	WLS	BF	H	R	ER	SO	BB	IBB	HBP	BLK	WP	HR	S	P	ERA	WHIP
Dave Dravecky, L (1, 1) ERA: 4.54	4.0		19	4	3	3	4	3	0	0	0	0	2	24	36	6.75	1.750
Storm Davis, R (5, 1) ERA: 6.18	2.0		10	2	1	1	0	1	1	0	0	1	1	8	16	4.50	1.500
Craig Lefferts, L (7, 1) ERA: 4.21	0.1	L	3	2	1	1	0	0	0	0	0	0	1	3	3	27.00	6.000
Lance McCullers, R (7, 1) ERA: 5.02	1.2		8	1	0	0	2	1	1	0	0	0	0	10	18	0.00	1.200
Rich Gossage, R (9, 1) ERA: 4.5	1.0		3	0	0	0	2	0	0	0	0	0	0	7	7	0.00	0.000

PITCHER	IP	WLS	BF	H	R	ER	SO	BB	IBB	HBP	BLK	WP	HR	S	P	ERA	WHIP

TOP

New York Mets @ San Diego Padres

Jack Murphy Stadium, San Diego, CA

Fri May 29 1987, 10:05 PM EDT

Att. 19,330 - Unknown

livebaseballscorecards.com

AB	35
R	5
H	9
RBI	5
BB	7
SO	8
LOB	18

WP: 1 PB: 1 SB: 1 CS: 0 PA: 43

BOTTOM

Batter	1	2	3	4	5	6	7	8	9	AB	R	H	RBI	BB	SO	LOB
Stan Jefferson, S (1, 7) Rich Gossage, R (9, 1)	K		BB		BB	6-3		F8		3 0	1 0	0 0	0 0	2 0	1 0	2 0
Joey Cora, S (1, 4)	G3		P6		K	6-3		4-3		5	0	1	0	0	1	4
Tony Gwynn, L (1, 9)	G3			F8	5-3 HR		BB		K	4	1	1	1	1	1	1
Kevin Mitchell, R (1, 5)	5-3			L7	5-3		K	4-3		5	0	0	0	0	1	3
John Kruk, L (1, 3)		G1-6-3 BB		1B 2B	HR		K	FC6-4 1B		4	2	3	2	1	1	1
Benito Santiago, R (1, 2)	F7			2B 1B	HBP	1B	1B	FC6-4		4	0	2	0	0	0	2
Shane Mack, R (1, 8)	G1-6-3			2B	F8	6-3				4	0	1	1	0	0	4
Garry Templeton, S (1, 6)		G3	FC6-4 HBP			2B		F8 6-3 1B		3	0	2	0	0	0	0
Dave Dravecky, R (1, 1) Marvell Wynne, L (4, PH) Storm Davis, R (5, 1) Randy Ready, R (6, PH) Craig Lefferts, L (7, 1) Lance McCullers, S (7, 1) Jim Steels, L (8, PH) (9, 7)		B1-3	FC6-4			K		6-3		1 1 0 1 0 0 0 1	0 0 0 0 0 0 0 0	0 0 0 0 0 0 0 0	0 0 0 0 0 0 0 0	0 0 0 0 1 0 0 0	0 3 0 1 0 0 0 1	0 0 0 1 0 0 0 0
Inning Stats	R: 0 E: 0 K: 1 S: 6 H: 1 LOB: 1 BB: 0 P: 6	R: 0 E: 0 K: 0 S: 2 H: 0 LOB: 0 BB: 1 P: 6	R: 0 E: 0 K: 0 S: 3 H: 0 LOB: 1 BB: 1 P: 7	R: 1 E: 0 K: 0 S: 6 H: 3 LOB: 3 BB: 0 P: 7	R: 3 E: 0 K: 1 S: 7 H: 2 LOB: 1 BB: 1 P: 12	R: 0 E: 0 K: 1 S: 6 H: 1 LOB: 1 BB: 0 P: 6	R: 0 E: 0 K: 2 S: 8 H: 1 LOB: 2 BB: 1 P: 12	R: 0 E: 0 K: 0 S: 4 H: 1 LOB: 1 BB: 0 P: 4	R: 0 E: 0 K: 1 S: 6 H: 1 LOB: 1 BB: 0 P: 6	1B: 6 2B: 3 3B: 0 HR: 1 SF: 0 SAC: 0 DP: 1 HBP: 2						

PITCHER		IP	WLS	BF	H	R	ER	SO	BB	IBB	HBP	BLK	WP	HR	S	P	ERA	WHIP
Ron Darling, R ERA: 5.45	(1, 1)	4.2		24	6	4	4	2	3	0	2	0	0	1	23	37	7.71	1.929
Jeff Innis, R ERA: 3.68	(5, 1)	0.1		1	0	0	0	0	0	0	0	0	0	0	1	1	0.00	0.000
Terry Leach, R ERA: 2.37	(6, 1)	1.0	W	4	1	0	0	1	0	0	0	0	0	0	6	6	0.00	1.000
Randy Myers, L ERA: 9.82	(7, 1)	0.2		3	0	0	0	2	1	0	0	0	0	0	6	10	0.00	1.500
Roger McDowell, R ERA: 4.15	(7, 1)	2.1	S	10	3	0	0	1	0	0	0	0	0	0	12	12	0.00	1.286

PITCHER	IP	WLS	BF	H	R	ER	SO	BB	IBB	HBP	BLK	WP	HR	S	P	ERA	WHIP

New York Mets @ San Diego Padres

Jack Murphy Stadium, San Diego, CA

Fri May 29 1987, 10:05 PM EDT

Att. 19,330 - Unknown

livebaseballscorecards.com

AB	36
R	4
H	10
RBI	4
BB	4
SO	6
LOB	22

New York Mets @ San Diego Padres

Jack Murphy Stadium, San Diego, CA

Sat May 30 1987, 10:05 PM EDT

Att. 19,071 - Unknown

TOP

livebaseballscorecards.com

Batter	1	2	3	4	5	6	7	8	9	AB	R	H	RBI	BB	SO	LOB
Lenny Dykstra, L (1, 8) OBP: 0.391, SLG: 0.588	F6		F7			6-3		F9		4	0	0	0	0	0	1
Wally Backman, S (1, 4) OBP: 0.285, SLG: 0.282	L6			4-3		K		1-2 1B		4	0	1	0	0	1	0
Keith Hernandez, L (1, 3) OBP: 0.402, SLG: 0.460	3-1			2B 1B		F7		4-3		4	0	1	0	0	0	2
Kevin McReynolds, R (1, 7) OBP: 0.331, SLG: 0.465		F9		1-3 2B			F4		PB FC6-2-3-4 2B	4	0	2	0	0	0	0
Darryl Strawberry, L (1, 9) OBP: 0.400, SLG: 0.637		F7		G4-6-3 IBB			HR		B B B B 2-3 S FC6-2-3-4 BB	2	2	1	1	2	0	0
Gary Carter, R (1, 2) OBP: 0.289, SLG: 0.378		F8		G4-6-3 1-2f			K		1-H 3-H FC6-2-3-4	4	0	0	0	0	1	4
Howard Johnson, S (1, 5) OBP: 0.326, SLG: 0.424			6-3 SF8 2B		K		K		4-3	4	1	1	0	0	2	0
Rafael Santana, R (1, 6) OBP: 0.304, SLG: 0.347			2-3 6-3		F8			K		3	0	0	0	0	1	1
Sid Fernandez, L (1, 1) OBP: 0.238, SLG: 0.316			3-H SF8		L8			B B B B 1B BB		1	0	0	1	1	0	0
Inning Stats	R: 0 E: 0 K: 0 S: 3 H: 0 LOB: 0 BB: 0 P: 3	R: 0 E: 0 K: 0 S: 3 H: 0 LOB: 0 BB: 0 P: 3	R: 1 E: 0 K: 0 S: 4 H: 1 LOB: 0 BB: 0 P: 4	R: 0 E: 0 K: 0 S: 4 H: 2 LOB: 2 BB: 1 P: 8	R: 0 E: 0 K: 1 S: 5 H: 0 LOB: 0 BB: 0 P: 5	R: 0 E: 0 K: 1 S: 5 H: 0 LOB: 0 BB: 0 P: 5	R: 1 E: 0 K: 2 S: 8 H: 1 LOB: 0 BB: 0 P: 8	R: 0 E: 0 K: 1 S: 6 H: 1 LOB: 2 BB: 1 P: 10	R: 1 E: 0 K: 0 S: 3 H: 1 LOB: 0 BB: 1 P: 7	1B: 2 2B: 4 3B: 0 HR: 1	SF: 1 SAC: 0 DP: 2 HBP: 0	WP: 0 PB: 1 SB: 1 CS: 0	PA: 34				

	AB	30
	R	3
	H	6
	RBI	2
	BB	3
	SO	5
	LOB	8

PITCHER		IP	WLS	BF	H	R	ER	SO	BB	IBB	HBP	BLK	WP	HR	S	P	ERA	WHIP
Eric Show, R ERA: 4.3	(1, 1)	7.0	L	25	4	2	2	4	0	1	0	0	0	1	32	36	2.57	0.571
Lance McCullers, R ERA: 4.7	(8, 1)	2.0		9	2	1	0	1	2	0	0	0	0	0	9	17	0.00	2.000

PITCHER	IP	WLS	BF	H	R	ER	SO	BB	IBB	HBP	BLK	WP	HR	S	P	ERA	WHIP

BOTTOM

New York Mets @ San Diego Padres

Jack Murphy Stadium, San Diego, CA

Sat May 30 1987, 10:05 PM EDT

Att. 19,071 - Unknown

Batter	1	2	3	4	5	6	7	8	9	AB	R	H	RBI	BB	SO	LOB
Joey Cora, S (1, 4) OBP: 0.340, SLG: 0.291	BBBB 4-0 F9-3 BB		x 0-0 ② 2-H 1B			x 0-0 ② 6-3		x 0-0 ① B1-3		3	0	1	0	1	0	0
Randy Ready, R (1, 7) OBP: 0.389, SLG: 0.421	x 0-0 ①② F9-3 1-2		x 0-0 ③ F8			x 0-0 2B 1B		x 0-0 ② F4		4	0	1	0	0	0	2
Tony Gwynn, L (1, 9) OBP: 0.418, SLG: 0.478	BBBB 4-0 FC6-4 BB			x 0-0 ① 1-3		x 0-0 1-3 2B		x 0-0 ③ 4-3		3	0	1	0	1	0	0
Kevin Mitchell, R (1, 5) OBP: 0.303, SLG: 0.354	x 0-0 ③ FC6-4 1-2f			x 0-0 ② F9		4-0 IBB			x 0-0 ① F7	3	0	0	0	1	0	1
John Kruk, L (1, 3) OBP: 0.471, SLG: 0.540		SSS 0-3 ① K		SSS 0-3 ③ K		x 0-0 ③ F7			BBBB 4-0 BB	3	0	0	0	1	2	3
Benito Santiago, R (1, 2) OBP: 0.305, SLG: 0.417		SSS 0-3 ② K			SSS 0-3 ① K		x 0-0 1B		SSS 0-3 ② K	4	0	1	0	0	3	1
Shane Mack, R (1, 8) OBP: 0.316, SLG: 0.353 Bruce Bochy, R (9, PH) OBP: 0.353, SLG: 0.385		SSS 0-3 ③ K			x 0-0 ② 5-3		SSS 0-3 ① K		SSS 0-3 ③ K	3 1	0 0	0 0	0 0	0 1	2 1	1 1
Garry Templeton, S (1, 6) OBP: 0.267, SLG: 0.255			x 0-0 SH5-4 1B 1B		x 0-0 ③ F9		SSS 0-3 ② K			3	0	1	0	0	1	1
Eric Show, R (1, 1) OBP: 0.042, SLG: 0.042 Carmelo Martinez, R (7, PH) OBP: 0.350, SLG: 0.387 Lance McCullers, S (8, 1)			x 0-0 ① SH5-4 1-2			SSS 0-3 ① K	SSS 0-3 ③ K			1 1 0	0 0 0	0 0 0	0 0 0	0 0 0	1 1 0	0 1 0

	AB	29
	R	0
	H	5
	RBI	0
	BB	4
	SO	11
	LOB	11

livebaseballscorecards.com

Inning Stats	1	2	3	4	5	6	7	8	9
	R: 0 H: 0 E: 0 LOB: 1 K: 0 BB: 2 S: 2 P: 10	R: 0 H: 0 E: 0 LOB: 0 K: 3 BB: 0 S: 9 P: 9	R: 0 H: 2 E: 0 LOB: 1 K: 0 BB: 0 S: 4 P: 4	R: 0 H: 0 E: 0 LOB: 0 K: 1 BB: 0 S: 5 P: 5	R: 0 H: 0 E: 0 LOB: 0 K: 1 BB: 0 S: 5 P: 5	R: 0 H: 2 E: 0 LOB: 3 K: 1 BB: 1 S: 7 P: 11	R: 0 H: 1 E: 0 LOB: 1 K: 3 BB: 0 S: 10 P: 10	R: 0 H: 0 E: 0 LOB: 0 K: 0 BB: 0 S: 3 P: 3	R: 0 H: 0 E: 0 LOB: 1 K: 2 BB: 1 S: 7 P: 11

1B: 4 SF: 0 WP: 0 PA: 34
2B: 2 SAC: 1 PB: 0
3B: 0 DP: 1 SB: 0
HR: 0 HBP: 0 CS: 0

PITCHER	IP	WLS	BF	H	R	ER	SO	BB	IBB	HBP	BLK	WP	HR	S	P	ERA	WHIP
Sid Fernandez, L (1, 1) ERA: 2.12	9.0	W	34	5	0	0	11	3	1	0	0	0	0	52	68	0.00	0.889

PITCHER	IP	WLS	BF	H	R	ER	SO	BB	IBB	HBP	BLK	WP	HR	S	P	ERA	WHIP

New York Mets @ San Diego Padres

Jack Murphy Stadium, San Diego, CA

Sun May 31 1987, 6:33 AM EDT

Att. 17,811 - Unknown

TOP

livebaseballscorecards.com

Batter	1	2	3	4	5	6	7	8	9	AB	R	H	RBI	BB	SO	LOB
Lenny Dykstra, L (1, 8) OBP: 0.380, SLG: 0.569	F8		L7			6-3		FC4-6 1-2f		4	0	0	0	0	0	1
Jesse Orosco, R (8, 1)										0	0	0	0	0	0	0
Wally Backman, S (1, 4) OBP: 0.284, SLG: 0.281	4-3			4-3		1B			B1-3	4	0	1	0	0	0	0
Lee Mazzilli, S (1, 3) OBP: 0.417, SLG: 0.594	3B			3-1		F8			K	4	0	1	0	0	1	1
Kevin McReynolds, R (1, 7) OBP: 0.324, SLG: 0.454	6-3			F9			L7		L5	4	0	0	0	0	0	1
Darryl Strawberry, L (1, 9) OBP: 0.399, SLG: 0.631		E8 FC5-3 1B			K		K			3	0	1	0	0	2	0
Gary Carter, R (1, 2) OBP: 0.290, SLG: 0.373		F9			BB FC5-4		F5			2	0	0	0	1	0	1
Dave Magadan, L (1, 5) OBP: 0.411, SLG: 0.516		FC5-3 2-3			FC5-4 1-2f			FC6-4 1B		3	0	1	0	0	0	2
Howard Johnson, S (8, PR) OBP: 0.326, SLG: 0.424 (8, 5)										0	0	0	0	0	0	0
Bill Almon, R (1, 6) OBP: 0.208, SLG: 0.217			4-3		L4			K		3	0	0	0	0	1	2
John Mitchell, R (1, 1)			K			K		FC6-4 1-2f FC4-6		2	0	0	0	0	2	0
Mookie Wilson, S (8, PH) OBP: 0.403, SLG: 0.593 (8, 8)										1	0	0	0	0	0	1

Inning Stats																																			
	R: 0	E: 0	K: 0	S: 4	H: 1	LOB: 1	BB: 0	P: 4	R: 0	E: 1	K: 0	S: 3	H: 1	LOB: 0	BB: 0	P: 3	R: 0	E: 0	K: 1	S: 5	H: 0	LOB: 0	BB: 0	P: 5	R: 0	E: 0	K: 0	S: 3	H: 0	LOB: 0	BB: 0	P: 3	R: 0	E: 0	K: 1	S: 5	H: 0	LOB: 1	BB: 1	P: 9
	R: 0	E: 0	K: 1	S: 6	H: 1	LOB: 1	BB: 0	P: 6	R: 0	E: 0	K: 1	S: 5	H: 0	LOB: 0	BB: 0	P: 5	R: 0	E: 0	K: 1	S: 6	H: 1	LOB: 1	BB: 0	P: 6	R: 0	E: 0	K: 1	S: 5	H: 0	LOB: 0	BB: 0	P: 5	1B: 3	2B: 1	3B: 1	HR: 0	SF: 0	SAC: 0	DP: 1	HBP: 0
	WP: 0	PB: 0	SB: 0	CS: 0	PA: 31																														

PITCHER		IP	WLS	BF	H	R	ER	SO	BB	IBB	HBP	BLK	WP	HR	S	P	ERA	WHIP
Ed Whitson, R ERA: 5.09	(1, 1)	7.2	W	27	4	0	0	5	1	0	0	0	0	0	36	40	0.00	0.652
Rich Gossage, R ERA: 3.97	(8, 1)	1.1	S	4	0	0	0	1	0	0	0	0	0	0	6	6	0.00	0.000

PITCHER	IP	WLS	BF	H	R	ER	SO	BB	IBB	HBP	BLK	WP	HR	S	P	ERA	WHIP

AB	30
R	0
H	4
RBI	0
BB	1
SO	6
LOB	9

Batter	1	2	3	4	5	6	7	8	9	AB	R	H	RBI	BB	SO	LOB
Joey Cora, S (1, 4) OBP: 0.333, SLG: 0.284	4-3			K		4-3		6-3		4	0	0	0	0	1	0
Marvell Wynne, L (1, 7) OBP: 0.327, SLG: 0.330	4-3			G3		G3				3	0	0	0	0	0	0
Tony Gwynn, L (1, 9) OBP: 0.417, SLG: 0.476	4-3			4-3		E 1B				3	0	1	0	0	0	0
John Kruk, L (1, 3) OBP: 0.468, SLG: 0.534		F8			1B 1B 1B	K 1-3				3	1	1	0	0	1	1
Benito Santiago, R (1, 2) OBP: 0.299, SLG: 0.409		4-3			F9		K			3	0	0	0	0	1	1
Randy Ready, R (1, 5) OBP: 0.376, SLG: 0.405		6-3			F9		6-3			3	0	0	0	0	0	1
Shane Mack, R (1, 8) OBP: 0.364, SLG: 0.400			CS 1B		1B 1-2 1B		F7			3	0	2	0	0	0	0
Garry Templeton, S (1, 6) OBP: 0.274, SLG: 0.263			CS 1-2 1B		1-3 2-H 1B			K		3	0	2	1	0	1	0
Ed Whitson, R (1, 1) OBP: 0.095, SLG: 0.095			K 1-2		L8			K		2	0	0	0	0	1	3
Rich Gossage, R (8, 1)										1	0	0	0	0	1	0
Inning Stats	R: 0 E: 0 K: 0 S: 3 H: 0 LOB: 0 BB: 0 P: 3	R: 0 E: 0 K: 0 S: 3 H: 0 LOB: 0 BB: 0 P: 3	R: 0 E: 0 K: 1 S: 5 H: 2 LOB: 0 BB: 0 P: 5	R: 0 E: 0 K: 1 S: 5 H: 0 LOB: 0 BB: 0 P: 5	R: 1 E: 0 K: 0 S: 6 H: 3 LOB: 2 BB: 0 P: 6	R: 0 E: 1 K: 1 S: 6 H: 1 LOB: 1 BB: 0 P: 6	R: 0 E: 0 K: 1 S: 5 H: 0 LOB: 0 BB: 0 P: 5	R: 0 E: 0 K: 2 S: 7 H: 0 LOB: 0 BB: 0 P: 7		1B: 6 2B: 0 3B: 0 HR: 0 SF: 0 SAC: 0 DP: 0 HBP: 0						

PITCHER		IP	WLS	BF	H	R	ER	SO	BB	IBB	HBP	BLK	WP	HR	S	P	ERA	WHIP
John Mitchell, R ERA: 5.4	(1, 1)	7.0	L	25	6	1	1	4	0	0	0	0	0	0	33	33	1.29	0.857
Jesse Orosco, L ERA: 4.76	(8, 1)	1.0		3	0	0	0	2	0	0	0	0	0	0	7	7	0.00	0.000

PITCHER	IP	WLS	BF	H	R	ER	SO	BB	IBB	HBP	BLK	WP	HR	S	P	ERA	WHIP

BOTTOM

New York Mets @ San Diego Padres

Jack Murphy Stadium, San Diego, CA

Sun May 31 1987, 6:33 AM EDT

Att. 17,811 - Unknown

livebaseballscorecards.com

AB	28
R	1
H	6
RBI	1
BB	0
SO	6
LOB	6

Batter	1	2	3	4	5	6	7	8	9	AB	R	H	RBI	BB	SO	LOB
Mookie Wilson, S (1, 8) OBP: 0.403, SLG: 0.590	B B B B 4-0 2B BB	S S S 0-3 ② K		S S S 0-3 ① K2-3	X 0-0 2-H 2B			X 0-0 ① 1-2f FC1-6 BB		4	1	1	1	1	2	3
Tim Teufel, R (1, 4) OBP: 0.438, SLG: 0.500	X 0-0 3-1 1-H 2B	X 0-0 ③ 5-3		S S S 0-3 ② K	X 0-0 ③ F9			X 0-0 ② P5		5	0	1	1	0	1	4
Keith Hernandez, L (1, 3) OBP: 0.402, SLG: 0.455	X 0-0 ① 3-1 2-3		S S S 0-3 ① K	X 0-0 1B		X 0-0 ① L9		B B B B 4-0 1-2 BB		4	0	1	0	1	1	1
Kevin McReynolds, R (1, 7) OBP: 0.321, SLG: 0.452	X 0-0 ② F4		X 0-0 1B 2B	X 0-0 ③ F9		X 0-0 ② 5-3		X 0-0 ③ P6		5	1	1	0	0	0	4
Darryl Strawberry, L (1, 9) OBP: 0.399, SLG: 0.622	B B B B 4-0 BB		X 0-0 ② L9		X 0-0 S 1B 1B	X 0-0 ③ G3			S S S 0-3 ① K	4	1	1	0	1	1	1
Gary Carter, R (1, 2) OBP: 0.293, SLG: 0.374	X 0-0 ③ 4-3		X 0-0 E 2-H 1B		X 0-0 ① P3 1-2		S S S 0-3 ① K		X 0-0 BB 1B	5	0	2	1	0	1	3
Howard Johnson, S (1, 5) OBP: 0.330, SLG: 0.426 Roger McDowell, R (7, 1) OBP: 0.500, SLG: 0.667		X 0-0 FC3-5 1B 1B	X 0-0 E4 1-3		X 0-0 S 2-H 1B 1B		S S S 0-3 ② K		B B B B 4-0 1-2 BB	4 0	1 0	2 0	1 0	0 1	1 0	1 0
Rafael Santana, R (1, 6) OBP: 0.315, SLG: 0.352		X 0-0 1-2 FC3-5 1B	I I I I 4-0 IBB		X 0-0 1-H 2B 1B		X 0-0 ③ P5		S S S 0-3 ② K	4	1	2	1	1	1	2
Terry Leach, R (1, 1) Dave Magadan, L (7, 5) OBP: 0.413, SLG: 0.516		X 0-0 ① 1-2 2-3f FC3-5	S S S 0-3 ③ K		X 0-0 ② P5			X 0-0 FC1-6 1B	X 0-0 ③ 5-3	3 2	0 0	0 1	0 0	1 0	6 2	
Inning Stats	R: 1 E: 0 K: 0 S: 4 H: 1 LOB: 2 BB: 2 P: 12	R: 0 E: 0 K: 1 S: 7 H: 2 LOB: 2 BB: 0 P: 7	R: 1 E: 1 K: 2 S: 10 H: 2 LOB: 3 BB: 1 P: 14	R: 0 E: 0 K: 2 S: 8 H: 1 LOB: 1 BB: 0 P: 8	R: 3 E: 0 K: 0 S: 7 H: 4 LOB: 1 BB: 0 P: 7	R: 0 E: 0 K: 0 S: 3 H: 0 LOB: 0 BB: 0 P: 3	R: 0 E: 0 K: 2 S: 7 H: 0 LOB: 0 BB: 0 P: 7	R: 0 E: 0 K: 0 S: 4 H: 1 LOB: 2 BB: 1 P: 8	R: 0 E: 0 K: 2 S: 8 H: 1 LOB: 2 BB: 1 P: 12	1B: 9 2B: 3 3B: 0 HR: 0 SF: 0 SAC: 0 DP: 0 HBP: 0						

New York Mets @ Los Angeles Dodgers

Dodger Stadium, Los Angeles, CA

Mon Jun 01 1987, 7:05 PM PDT

Att. 39,624 - Unknown

TOP

livebaseballscorecards.com

AB	40
R	5
H	12
RBI	5
BB	5
SO	9
LOB	27

PITCHER		IP	WLS	BF	H	R	ER	SO	BB	IBB	HBP	BLK	WP	HR	S	P	ERA	WHIP
Fernando Valenzuela, L ERA: 3.94	(1, 1)	5.0	L	29	10	5	5	5	2	1	0	0	0	0	36	48	9.00	2.400
Brad Havens, L ERA: 7.71	(6, 1)	1.0		3	0	0	0	0	0	0	0	0	0	0	3	3	0.00	0.000
Alejandro Pena, R ERA: 4.76	(7, 1)	1.0		3	0	0	0	2	0	0	0	0	0	0	7	7	0.00	0.000
Brian Holton, R ERA: 2.93	(8, 1)	1.0		5	1	0	0	0	1	0	0	0	0	0	4	8	0.00	2.000
Matt Young, L ERA: 6.87	(9, 1)	1.0		5	1	0	0	2	1	0	0	0	0	0	8	12	0.00	2.000

PITCHER	IP	WLS	BF	H	R	ER	SO	BB	IBB	HBP	BLK	WP	HR	S	P	ERA	WHIP

Batter	1	2	3	4	5	6	7	8	9	AB	R	H	RBI	BB	SO	LOB
Steve Sax, R (1, 4) OBP: 0.312, SLG: 0.356	5-3		5-3			5-3	F9		F3	5	0	0	0	0	0	3
John Shelby, S (1, 8) OBP: 0.260, SLG: 0.356	F8		F9			1-3		G1-6-3 1B	K	5	0	1	0	0	1	1
Pedro Guerrero, R (1, 7) OBP: 0.410, SLG: 0.665	6-3		6-3			E5 2B		G1-6-3 1-2f		4	1	0	0	0	0	1
Mike Marshall, R (1, 9) OBP: 0.304, SLG: 0.387		1B BB 1B		5-3		2-H 2B		1B 1B 1B		4	1	3	1	0	0	0
Franklin Stubbs, L (1, 3) OBP: 0.341, SLG: 0.479		B B B B 1-2 1B BB		4-3		F6		1B 1-2 1B		3	0	1	0	1	0	1
Mickey Hatcher, R (1, 5) OBP: 0.324, SLG: 0.478 Matt Young, L (9, 1)		B5		6-3			6-3	FC6-4 1-3 2-H 1B		4 0	0 0	1 0	1 0	0 0	0 0	2 0
Alex Trevino, R (1, 2) OBP: 0.267, SLG: 0.296		1-2 2-3 1B			L1-3 1B		6-3	FC6-4 1-2f		4	0	2	0	0	0	2
Dave Anderson, R (1, 6) OBP: 0.297, SLG: 0.314		F4			K		B B B B 1B BB		5-3 1B	3	0	1	0	1	1	4
Fernando Valenzuela, L (1, 1) OBP: 0.156, SLG: 0.156 Ken Landreaux, L (5, PH) OBP: 0.297, SLG: 0.313 Brad Havens, L (6, 1) Alejandro Pena, R (7, 1) OBP: 0.111, SLG: 0.111 Ralph Bryant, L (7, PH) OBP: 0.529, SLG: 0.846 Brian Holton, R (8, 1) OBP: 0.333, SLG: 0.333 Jeff Hamilton, R (9, 5)		G3			L1-3 1-2		1-3 1B		5-3 1-2	1 1 0 0 1 0 1	0 0 0 0 0 0 0	0 0 0 0 1 0 0	0 0 0 0 0 0 0	0 0 0 0 0 0 0	0 0 0 0 0 0 0	3 1 0 0 0 0 1
Inning Stats	R: 0 E: 0 K: 0 S: 3 H: 0 LOB: 0 BB: 0 P: 3	R: 0 E: 0 K: 0 S: 5 H: 2 LOB: 3 BB: 1 P: 9	R: 0 E: 0 K: 0 S: 3 H: 0 LOB: 0 BB: 0 P: 3	R: 0 E: 0 K: 0 S: 3 H: 0 LOB: 0 BB: 0 P: 3	R: 0 E: 0 K: 1 S: 5 H: 1 LOB: 0 BB: 0 P: 5	R: 1 E: 1 K: 0 S: 5 H: 1 LOB: 1 BB: 0 P: 5	R: 0 E: 0 K: 0 S: 4 H: 1 LOB: 2 BB: 1 P: 8	R: 1 E: 0 K: 0 S: 6 H: 4 LOB: 2 BB: 0 P: 6	R: 0 E: 0 K: 1 S: 6 H: 1 LOB: 1 BB: 0 P: 6	1B: 9 2B: 2 3B: 0 HR: 0	SF: 0 SAC: 0 DP: 2 HBP: 0			WP: 0 PB: 0 SB: 0 CS: 0	PA: 38		

PITCHER		IP	WLS	BF	H	R	ER	SO	BB	IBB	HBP	BLK	WP	HR	S	P	ERA	WHIP
Terry Leach, R ERA: 1.98	(1, 1)	6.0	W	23	4	1	0	1	1	0	0	0	0	0	24	28	0.00	0.833
Roger McDowell, R ERA: 3.98	(7, 1)	3.0	S	15	6	1	1	1	1	0	0	0	0	0	16	20	3.00	2.333

PITCHER	IP	WLS	BF	H	R	ER	SO	BB	IBB	HBP	BLK	WP	HR	S	P	ERA	WHIP

BOTTOM

New York Mets @ Los Angeles Dodgers

Dodger Stadium, Los Angeles, CA

Mon Jun 01 1987, 7:05 PM PDT

Att. 39,624 - Unknown

livebaseballscorecards.com

AB	36
R	2
H	10
RBI	2
BB	2
SO	2
LOB	19

Batter	1	2	3	4	5	6	7	8	9	AB	R	H	RBI	BB	SO	LOB
Lenny Dykstra, L (1, 8) OBP: 0.383, SLG: 0.563	F7			SH5-3 2B 1B	F9			BB 1-2		3	1	1	0	1	0	0
Wally Backman, S (1, 4) OBP: 0.277, SLG: 0.275	K			SH5-3 1-2		L8		K 2-3		3	0	0	0	0	2	2
Keith Hernandez, L (1, 3) OBP: 0.399, SLG: 0.456	6-3			HR 2-H 2B		L7			K	4	1	1	1	0	1	0
Kevin McReynolds, R (1, 7) OBP: 0.324, SLG: 0.468		BB CS		HR 2-H		6-3			F3	3	1	1	2	1	0	0
Darryl Strawberry, L (1, 9) OBP: 0.391, SLG: 0.607		K 1-2		K			F5		K	4	0	0	0	0	3	1
Gary Carter, R (1, 2) OBP: 0.293, SLG: 0.373		5-3		1B			P3			3	0	1	0	0	0	0
Howard Johnson, S (1, 5) OBP: 0.324, SLG: 0.418			F7	F5			F8			3	0	0	0	0	0	1
Rafael Santana, R (1, 6) OBP: 0.308, SLG: 0.344			5-3		P3			F8		3	0	0	0	0	0	0
Tom Edens, R (1, 1)			K		K			CS BB 1B		2	0	0	0	0	2	0
Doug Sisk, R (6, 1)										0	0	0	0	0	0	0
Lee Mazzilli, S (8, PH) OBP: 0.432, SLG: 0.606										1	0	1	0	0	0	0
Jesse Orosco, R (8, 1)										0	0	0	0	0	0	0
Inning Stats	R: 0 E: 0 K: 1 S: 5 H: 0 LOB: 0 BB: 0 P: 5	R: 0 E: 0 K: 1 S: 4 H: 0 LOB: 0 BB: 1 P: 8	R: 0 E: 0 K: 1 S: 5 H: 0 LOB: 0 BB: 0 P: 5	R: 3 E: 0 K: 1 S: 9 H: 4 LOB: 1 BB: 0 P: 9	R: 0 E: 0 K: 1 S: 5 H: 0 LOB: 0 BB: 0 P: 5	R: 0 E: 0 K: 0 S: 3 H: 0 LOB: 0 BB: 0 P: 3	R: 0 E: 0 K: 0 S: 3 H: 0 LOB: 0 BB: 0 P: 3	R: 0 E: 0 K: 1 S: 5 H: 1 LOB: 2 BB: 1 P: 9	R: 0 E: 0 K: 2 S: 7 H: 0 LOB: 0 BB: 0 P: 7	1B: 3 2B: 3 3B: 0 HR: 1 SF: 0 SAC: 1 DP: 2 HBP: 0						

PITCHER		IP	WLS	BF	H	R	ER	SO	BB	IBB	HBP	BLK	WP	HR	S	P	ERA	WHIP
Bob Welch, R ERA: 2.93	(1, 1)	8.0	W	29	5	3	3	6	2	0	0	0	0	1	39	47	3.38	0.875
Matt Young, L ERA: 6.52	(9, 1)	1.0	S	3	0	0	0	2	0	0	0	0	0	0	7	7	0.00	0.000

PITCHER	IP	WLS	BF	H	R	ER	SO	BB	IBB	HBP	BLK	WP	HR	S	P	ERA	WHIP

New York Mets @ Los Angeles Dodgers

Dodger Stadium, Los Angeles, CA

Tue Jun 02 1987, 7:05 PM PDT

Att. 31,738 - Unknown

TOP

livebaseballscorecards.com

AB	29
R	3
H	5
RBI	3
BB	2
SO	8
LOB	4

WP: 0 PB: 0 SB: 0 CS: 2 PA: 32

BOTTOM

New York Mets @ Los Angeles Dodgers

Dodger Stadium, Los Angeles, CA

Tue Jun 02 1987, 7:05 PM PDT

Att. 31,738 - Unknown

livebaseballscorecards.com

Batter	1	2	3	4	5	6	7	8	9	AB	R	H	RBI	BB	SO	LOB
Steve Sax, R (1, 4) OBP: 0.309, SLG: 0.350	BBBB 4-0 CS BB	x 0-0 ② F8		x 0-0 ③ B1-3			x 0-0 ① 3-1	x 0-0 ② L5		4	0	0	0	1	0	6
John Shelby, S (1, 8) OBP: 0.293, SLG: 0.390	x 0-0 ①② F6 1-2	BBBB 4-0 1-2 2-3 3-H BB			x 0-0 E9 1B 2B		x 0-0 S 1B	x 0-0 FC6-4 1-3 2-H 3-H 1B		4	1	3	3	1	0	1
Pedro Guerrero, R (1, 7) OBP: 0.410, SLG: 0.657 Matt Young, L (9, 1)	x 0-0 1B 1B	SSS 0-3 ③ K			x 0-0 3-H 1B		x 0-0 ② F9	x 0-0 ③ FC6-4 1-2f		5 0	0 0	2 0	1 0	0 0	1 0	6 0
Mike Marshall, R (1, 9) OBP: 0.303, SLG: 0.382	x 0-0 1-2 1B		x 0-0 ① 4-3		SSS 0-3 ① K		x 0-0 ③ 6-3 1-2			4	0	1	0	0	1	2
Franklin Stubbs, L (1, 3) OBP: 0.339, SLG: 0.491	x 0-0 ③ 1-3		x 0-0 HR		x 0-0 ② F5			SSS 0-3 ① K		4	1	1	1	0	1	3
Jeff Hamilton, R (1, 5) OBP: 0.125, SLG: 0.125		SSS 0-3 ① K	x 0-0 ② F4		x 0-0 ③ F7			x 0-0 1B BB 1B		4	1	1	0	0	1	1
Alex Trevino, R (1, 2) OBP: 0.294, SLG: 0.323		x 0-0 1B 1B BB 1B	x 0-0 ③ 6-3			x 0-0 ① F8		x 0-0 BB WP 1-3 1B 1B		4	2	2	0	0	0	0
Dave Anderson, R (1, 6) OBP: 0.300, SLG: 0.316 Mickey Hatcher, R (8, PH) OBP: 0.333, SLG: 0.478 Mariano Duncan, R (9, 6) OBP: 0.267, SLG: 0.298		x 0-0 BB 1B 1-2 1B		x 0-0 ① 1-3		x 0-0 ② 6-3		I I I I 4-0 BB 1B 1-2 IBB		3 0 0	0 1 0	1 0 0	0 0 0	0 1 0	0 0 0	0 0 0
Bob Welch, R (1, 1) OBP: 0.129, SLG: 0.129 Reggie Williams, R (8, PH) OBP: 0.273, SLG: 0.148 (9, 7)		x 0-0 BB 1-2 2-3 1B		x 0-0 ② 4-3		x 0-0 ③ 5-3		BBBB 4-0 1B 1-2 2-3 3-H BB		3 0	0 0	1 0	0 1	0 1	0 0	0 0
Inning Stats	R: 0 E: 0 K: 0 S: 4 H: 2 LOB: 2 BB: 1 P: 8	R: 1 E: 0 K: 2 S: 10 H: 3 LOB: 3 BB: 1 P: 14	R: 1 E: 0 K: 0 S: 4 H: 1 LOB: 0 BB: 0 P: 4	R: 0 E: 0 K: 0 S: 3 H: 0 LOB: 0 BB: 0 P: 3	R: 1 E: 1 K: 1 S: 7 H: 2 LOB: 1 BB: 0 P: 7	R: 0 E: 0 K: 0 S: 3 H: 0 LOB: 0 BB: 0 P: 3	R: 0 E: 0 K: 0 S: 4 H: 1 LOB: 1 BB: 0 P: 4	R: 3 E: 0 K: 1 S: 8 H: 3 LOB: 2 BB: 2 P: 16		1B: 10 2B: 1 3B: 0 HR: 1	SF: 0 SAC: 0 DP: 0 HBP: 0		WP: 1 PB: 0 SB: 1 CS: 1	PA: 39		

	AB	35
	R	6
	H	12
	RBI	6
	BB	4
	SO	4
	LOB	19

PITCHER		IP	WLS	BF	H	R	ER	SO	BB	IBB	HBP	BLK	WP	HR	S	P	ERA	WHIP
Tom Edens, R ERA: 5.4	(1, 1)	5.0		24	8	3	3	3	2	0	0	0	0	1	28	36	5.40	2.000
Doug Sisk, R ERA: 3.7	(6, 1)	2.0		7	1	0	0	0	0	0	0	0	0	0	7	7	0.00	0.500
Jesse Orosco, L ERA: 5.7	(8, 1)	1.0	L	8	3	3	3	1	1	1	0	0	1	0	8	16	27.00	4.000

PITCHER		IP	WLS	BF	H	R	ER	SO	BB	IBB	HBP	BLK	WP	HR	S	P	ERA	WHIP

New York Mets @ Los Angeles Dodgers

Dodger Stadium, Los Angeles, CA

Wed Jun 03 1987, 7:05 PM PDT

Att. 36,951 - Unknown

TOP

livebaseballscorecards.com

Batter	1	2	3	4	5	6	7	8	9	AB	R	H	RBI	BB	SO	LOB
Mookie Wilson, S (1, 8) OBP: 0.397, SLG: 0.580	5-3		5-3			1B 1B 2B	2-H 1B			2	0	0	0	0	0	1
Lenny Dykstra, L (3, 8) OBP: 0.392, SLG: 0.578										2	1	2	1	0	0	0
Wally Backman, S (1, 4) OBP: 0.284, SLG: 0.281	K2-3		K			FC5 1B 2-3 1B	FC4 1-3 1B			4	0	2	0	0	2	1
Keith Hernandez, L (1, 3) OBP: 0.396, SLG: 0.452	F8			4-3		BB FC5 1-2 3-H 1B	FC4 1-2f			4	0	1	1	0	0	2
Doug Sisk, R (7, 1)										0	0	0	0	0	0	0
Kevin McReynolds, R (1, 7) OBP: 0.318, SLG: 0.457		F8		F9		FC5 BB 1-2 2-3f		F8		4	0	0	0	0	0	2
Darryl Strawberry, L (1, 9) OBP: 0.388, SLG: 0.596		4-3		K		4-0 BB 1-2 2-3		5-3		3	0	0	0	1	1	0
Gary Carter, R (1, 2) OBP: 0.293, SLG: 0.371		1B			F7	K		5-3		4	0	1	0	0	1	3
Dave Magadan, L (1, 5) OBP: 0.392, SLG: 0.485		6-3			G3		F7		6-3	4	0	0	0	0	0	1
Bill Almon, R (1, 6) OBP: 0.214, SLG: 0.222			SH1-4 1B		K		E5 4-3 1B		K	4	1	1	0	0	2	0
Ron Darling, R (1, 1) OBP: 0.182, SLG: 0.286										0	0	0	0	0	0	0
Howard Johnson, S (6, PH) OBP: 0.322, SLG: 0.415										1	0	0	0	0	0	0
Randy Myers, L (6, 1)										0	0	0	0	0	0	0
Lee Mazzilli, S (7, PH) OBP: 0.410, SLG: 0.571			SH1-4 1-2			F6	4-3 1-2		5-3	2	0	0	0	0	0	1
(7, 3)																

	AB	34
	R	2
	H	7
	RBI	2
	BB	1
	SO	6
	LOB	11

Inning Stats	1	2	3	4	5	6	7	8	9	1B: 6	SF: 0	WP: 0	PA: 36
R:	0	0	0	0	0	1	1	0	0	2B: 1	SAC: 1	PB: 0	
E:	0	0	0	0	0	1	1	0	0	3B: 0	DP: 0	SB: 0	
K:	1	0	1	1	1	1	0	0	1	HR: 0	HBP: 0	CS: 0	
S:	5	4	6	5	5	8	6	3	5				
H:	0	1	1	0	0	3	2	0	0				
LOB:	0	1	1	0	0	2	2	0	0				
BB:	0	0	0	0	0	1	0	0	0				
P:	5	4	6	5	5	12	6	3	5				

PITCHER		IP	WLS	BF	H	R	ER	SO	BB	IBB	HBP	BLK	WP	HR	S	P	ERA	WHIP
Orel Hershiser, R ERA: 3.15	(1, 1)	6.2	W	29	7	2	1	5	1	0	0	0	0	0	38	42	1.35	1.200
Matt Young, L ERA: 5.82	(7, 1)	2.1	S	7	0	0	0	1	0	0	0	0	0	0	9	9	0.00	0.000

PITCHER	IP	WLS	BF	H	R	ER	SO	BB	IBB	HBP	BLK	WP	HR	S	P	ERA	WHIP

Batter	1	2	3	4	5	6	7	8	9	AB	R	H	RBI	BB	SO	LOB
Steve Sax, R (1, 4) OBP: 0.310, SLG: 0.346	BBBB 4-0 BB HR BB	x 0-0 ① 5-3 1-2		x 0-0 ① 6-3		x 0-0 ① SH1-3 1-2				2	1	0	0	1	0	1
John Shelby, S (1, 8) OBP: 0.302, SLG: 0.395	SSS 0-3 ① K	x 0-0 ② 4-3 2-3 1B		x 0-0 ② G1-4-3		x 0-0 ② 2-H 1B				4	0	2	0	0	1	1
Pedro Guerrero, R (1, 7) OBP: 0.407, SLG: 0.646	SSS 0-3 ② K	x 0-0 ② 4-3 1-2 3-H		BBBB 4-0 FC6-4 BB		SSS 0-3 ③ K				3	0	0	1	1	2	3
Mike Marshall, R (1, 9) OBP: 0.309, SLG: 0.375	BBBB 4-0 1-2 HR BB	BBBB 4-0 BB		x 0-0 ③ FC6-4 1-2f			x 0-0 ① 4-3			2	1	0	0	2	0	1
Franklin Stubbs, L (1, 3)	x 0-0 1-H 2-H HR	x 0-0 ③ 3-1			BBBB 4-0 G4-6-3 BB		x 0-0 ② L8			3	1	1	3	1	0	2
Jeff Hamilton, R (1, 5) OBP: 0.250, SLG: 0.273	x 0-0 1B 2B	x 0-0 ① F7			BBBB 4-0 G4-6-3 1-2 BB		x 0-0 ③ 5-3			3	1	1	0	1	0	0
Alex Trevino, R (1, 2) OBP: 0.316, SLG: 0.343	x 0-0 2-H 1B	x 0-0 FC4-6 1B			x 0-0 ①② G4-6-3 1-2f 2-3			x 0-0 ① 1-3		4	0	2	1	0	0	2
Dave Anderson, R (1, 6) OBP: 0.273, SLG: 0.286	x 0-0 ③ 5-3	x 0-0 ② FC4-6 1-2f			x 0-0 ③ F2			x 0-0 ② P3		4	0	0	0	0	0	3
Orel Hershiser, R (1, 1) OBP: 0.242, SLG: 0.313 Matt Young, L (7, 1)		x 0-0 E6 1B 5-3 4-3	x 0-0 ③ 5-3			BBBB 4-0 SH1-3 1B BB		SSS 0-3 ③ K		2 1	1 0	0 0	0 0	1 0	0 1	1 0
Inning Stats	R: 4 H: 3 E: 0 LOB: 1 K: 2 BB: 2 S: 10 P: 18	R: 1 H: 1 E: 1 LOB: 2 K: 0 BB: 1 S: 5 P: 9	R: 0 H: 1 E: 0 LOB: 1 K: 0 BB: 0 S: 4 P: 4	R: 0 H: 0 E: 0 LOB: 1 K: 0 BB: 1 S: 3 P: 7	R: 0 H: 0 E: 0 LOB: 1 K: 0 BB: 2 S: 2 P: 10	R: 0 H: 1 E: 0 LOB: 1 K: 1 BB: 1 S: 5 P: 9	R: 0 H: 0 E: 0 LOB: 0 K: 0 BB: 0 S: 3 P: 3	R: 0 H: 0 E: 0 LOB: 0 K: 1 BB: 0 S: 5 P: 5		1B: 4 SF: 0 2B: 1 SAC: 1 3B: 0 DP: 1 HR: 1 HBP: 0				WP: 0 PA: 36 PB: 0 SB: 0 CS: 0		

PITCHER		IP	WLS	BF	H	R	ER	SO	BB	IBB	HBP	BLK	WP	HR	S	P	ERA	WHIP
Ron Darling, R ERA: 5.58	(1, 1)	5.0	L	26	5	5	4	2	6	0	0	0	0	1	24	48	7.20	2.200
Randy Myers, L ERA: 9.0	(6, 1)	1.0		4	1	0	0	1	1	0	0	0	0	0	5	9	0.00	2.000
Doug Sisk, R ERA: 3.42	(7, 1)	2.0		6	0	0	0	1	0	0	0	0	0	0	8	8	0.00	0.000

PITCHER	IP	WLS	BF	H	R	ER	SO	BB	IBB	HBP	BLK	WP	HR	S	P	ERA	WHIP

BOTTOM

New York Mets @ Los Angeles Dodgers

Dodger Stadium, Los Angeles, CA

Wed Jun 03 1987, 7:05 PM PDT

Att. 36,951 - Unknown

livebaseballscorecards.com

AB	28
R	5
H	6
RBI	5
BB	7
SO	4
LOB	14

Pittsburgh Pirates @ New York Mets

Shea Stadium, Flushing, NY

Fri Jun 05 1987, 7:05 PM EDT

Att. 51,402 - Unknown

TOP

livebaseballscorecards.com

Batter	1	2	3	4	5	6	7	8	9	AB	R	H	RBI	BB	SO	LOB
Barry Bonds, L (1, 7) OBP: 0.348, SLG: 0.480	S S S 0-3 ① K		x 0-0 ① F7		x 0-0 ③ F7		S S S 0-3 ③ K		x 0-0 ② F9	5	0	0	0	0	2	6
Andy Van Slyke, L (1, 8) OBP: 0.325, SLG: 0.430	x 0-0 ② F5		x 0-0 1-2 2-3 1B			S S S 0-3 ① K		x 0-0 1B 1B	x 0-0 ③ 4-3	5	0	2	0	0	1	2
Johnny Ray, S (1, 4) OBP: 0.304, SLG: 0.360	x 0-0 ③ 4-3		x 0-0 ② SF8 3-H			x 0-0 ② F6		x 0-0 ① F7		3	0	0	1	0	0	1
Sid Bream, L (1, 3) OBP: 0.364, SLG: 0.517		x 0-0 ① 5-3	x 0-0 ③ L7			x 0-0 1B		x 0-0 1-2 1B		4	0	2	0	0	0	2
Jim Morrison, R (1, 5) (7, 6) OBP: 0.301, SLG: 0.443		x 0-0 ② F7		x 0-0 ① 5-3		x 0-0 ③ F6		S S S 0-3 ② K		4	0	0	0	0	1	3
R.J. Reynolds, S (1, 9) OBP: 0.362, SLG: 0.443		B B B B 4-0 S BB		B B B B 4-0 PO BB			S S S 0-3 ① K	x 0-0 ③ F9		2	0	0	0	2	1	2
Michael LaValliere, L (1, 2) OBP: 0.382, SLG: 0.353		S S S 0-3 ③ K 1-2		x 0-0 ② L7			x 0-0 2B 1B		S S S 0-3 ① K	3	0	1	0	0	1	2
Junior Ortiz, R (9, PH) OBP: 0.302, SLG: 0.293										1	0	0	0	0	1	0
Rafael Belliard, R (1, 6) OBP: 0.300, SLG: 0.288			B B B B 4-0 1B SH SF8 BB	0-0 ③ PO 1-2	x 0-0 ① F9		x 0-0 ② 1-H 2B		H 1-0 BB HBP	1	1	0	0	1	0	0
Bobby Bonilla, S (7, PH) OBP: 0.317, SLG: 0.376										1	0	1	0	0	0	0
(7, 5)																
Mike Dunne, R (1, 1)			x 0-0 SH 1B 1-2		S S S 0-3 ② K		B B B B 4-0 BB		B B B B 4-0 1-2 BB	1	0	0	0	0	1	0
John Cangelosi, S (7, PH) OBP: 0.528, SLG: 0.256										0	0	0	0	1	0	0
John Smiley, L (7, 1) OBP: 0.333, SLG: 0.667										0	0	0	0	0	0	0
Dave Johnson, R (8, 1)										0	0	0	0	0	0	0
Mike Diaz, R (9, PH) OBP: 0.292, SLG: 0.544										0	0	0	0	1	0	0
Inning Stats	R: 0 E: 0 K: 1 S: 5 H: 0 LOB: 0 BB: 0 P: 5	R: 0 E: 0 K: 1 S: 5 H: 0 LOB: 1 BB: 1 P: 9	R: 1 E: 0 K: 0 S: 5 H: 1 LOB: 2 BB: 1 P: 9	R: 0 E: 0 K: 0 S: 2 H: 0 LOB: 0 BB: 1 P: 6	R: 0 E: 0 K: 1 S: 5 H: 0 LOB: 0 BB: 0 P: 5	R: 0 E: 0 K: 1 S: 6 H: 1 LOB: 1 BB: 0 P: 6	R: 0 E: 0 K: 2 S: 8 H: 2 LOB: 2 BB: 1 P: 12	R: 0 E: 0 K: 1 S: 7 H: 2 LOB: 2 BB: 0 P: 7	R: 0 E: 0 K: 1 S: 5 H: 0 LOB: 2 BB: 1 P: 10	1B: 5 2B: 1 3B: 0 HR: 0 SF: 1 SAC: 1 DP: 0 HBP: 1						

	AB	30
	R	1
	H	6
	RBI	1
	BB	5
	SO	8
	LOB	18

WP: 0 PB: 0 SB: 1 CS: 0 PA: 39

PITCHER		IP	WLS	BF	H	R	ER	SO	BB	IBB	HBP	BLK	WP	HR	S	P	ERA	WHIP
Dwight Gooden, R ERA: 1.35	(1, 1)	6.2	W	27	4	1	1	5	4	0	0	0	0	0	33	49	1.35	1.200
Jesse Orosco, L ERA: 5.19	(7, 1)	2.1	S	11	2	0	0	3	1	0	1	0	0	0	15	20	0.00	1.286

PITCHER	IP	WLS	BF	H	R	ER	SO	BB	IBB	HBP	BLK	WP	HR	S	P	ERA	WHIP

Pittsburgh Pirates @ New York Mets

Shea Stadium, Flushing, NY

Fri Jun 05 1987, 7:05 PM EDT

Att. 51,402 - Unknown

livebaseballscorecards.com

BOTTOM

Batter	1	2	3	4	5	6	7	8	9	AB	R	H	RBI	BB	SO	LOB
Lenny Dykstra, L (1, 8) OBP: 0.395, SLG: 0.576	K	CS 1B			FC1-6 1B		F8			4	0	2	0	0	1	0
Wally Backman, S (1, 4) OBP: 0.285, SLG: 0.277	BB E BLK BB	CS 1-2	4-3		FC1-6 CS 1-2f		3B 1B			2	1	0	0	1	0	1
Tim Teufel, R (7, PH) OBP: 0.444, SLG: 0.507 (8, 4)										1	1	1	0	0	0	0
Keith Hernandez, L (1, 3) OBP: 0.398, SLG: 0.460	E5 E BB 1-2 FC6-4		G5-4-3 BB		L9 1-2		1-H 2B 3B			3	2	1	1	1	0	2
Gary Carter, R (1, 2) OBP: 0.302, SLG: 0.382	FC6-4 E 1-2 2-3 BB		G5-4-3 1-2f			2B 1B FC3-2-5-2	3-H 2B			3	0	2	1	1	0	1
Darryl Strawberry, L (1, 9) OBP: 0.390, SLG: 0.598	E6 FC6-4 1-2 2-3 3-H			G3 BB		FC3-2-5-2 1-3 SF7 2B	K			3	1	1	1	1	1	3
Mookie Wilson, S (1, 7) OBP: 0.385, SLG: 0.561	FC6-4 1-2f 2-3 3-H			G3 1-2		FC3-2-5-2 SF7 2-3 3-H	G3			4	0	0	1	0	0	6
Howard Johnson, S (1, 5) OBP: 0.321, SLG: 0.407	4-3			F7		IBB	F6			3	0	0	0	1	0	3
Rafael Santana, R (1, 6) OBP: 0.311, SLG: 0.341		L4		FC6-4 IBB		SF7 2-3 3-H	6-3			1	0	0	0	1	0	0
Lee Mazzilli, S (6, PH) OBP: 0.400, SLG: 0.571										0	0	0	1	0	0	0
Bill Almon, R (7, 6) OBP: 0.207, SLG: 0.214										1	0	0	0	0	0	0
Dwight Gooden, R (1, 1)		6-3		FC6-4 1-2f		1-3	K			3	0	0	0	0	0	4
Jesse Orosco, R (7, 1)										1	0	0	0	0	1	0
Inning Stats	R: 2 E: 2 K: 1 S: 7 H: 0 LOB: 2 BB: 2 P: 15	R: 0 E: 0 K: 0 S: 3 H: 1 LOB: 0 BB: 0 P: 3	R: 0 E: 0 K: 0 S: 2 H: 0 LOB: 0 BB: 1 P: 6	R: 0 E: 0 K: 0 S: 3 H: 0 LOB: 2 BB: 2 P: 11	R: 0 E: 0 K: 0 S: 3 H: 1 LOB: 0 BB: 0 P: 3	R: 1 E: 0 K: 0 S: 5 H: 2 LOB: 2 BB: 1 P: 9	R: 2 E: 0 K: 1 S: 8 H: 3 LOB: 1 BB: 0 P: 8	R: 0 E: 0 K: 1 S: 5 H: 0 LOB: 0 BB: 0 P: 5		1B: 4 2B: 2 3B: 1 HR: 0 SF: 1 SAC: 0 DP: 1 HBP: 0						

	AB	29
	R	5
	H	7
	RBI	5
	BB	6
	SO	3
	LOB	20

WP: 0 PB: 0 SB: 0 CS: 2 PA: 37

PITCHER		IP	WLS	BF	H	R	ER	SO	BB	IBB	HBP	BLK	WP	HR	S	P	ERA	WHIP
Mike Dunne, R ERA: 1.5	(1, 1)	6.0	L	27	4	3	1	1	4	2	0	1	0	0	23	47	1.50	1.333
John Smiley, L ERA: 5.29	(7, 1)	1.0		6	3	2	2	1	0	0	0	0	0	0	8	8	18.00	3.000
Dave Johnson, R ERA: 6.75	(8, 1)	1.0		3	0	0	0	1	0	0	0	0	0	0	5	5	0.00	0.000

PITCHER	IP	WLS	BF	H	R	ER	SO	BB	IBB	HBP	BLK	WP	HR	S	P	ERA	WHIP

Batter	1	2	3	4	5	6	7	8	9	AB	R	H	RBI	BB	SO	LOB
John Cangelosi, S (1, 8) OBP: 0.500, SLG: 0.234 Andy Van Slyke, L (7, 8) OBP: 0.325, SLG: 0.430	x 0-0 ① L3		x 0-0 ③ 4-3		x 0-0 ② F8 2-3		x 0-0 ③ F8			4 0	0 0	0 0	0 0	0 0	0 0	2 0
Barry Bonds, L (1, 7) OBP: 0.351, SLG: 0.478	x 0-0 ② F5			B B B 4-0 1B S SF8 BB	x 0-0 S 3-H 1B			x 0-0 ① G3		3	1	1	1	1	0	0
Johnny Ray, S (1, 4) OBP: 0.303, SLG: 0.358	x 0-0 ③ F3			x 0-0 F7 HBP 1-3 1B	S S S 0-3 ③ K 1-2			x 0-0 ② 4-3		4	0	1	0	0	1	1
Jim Morrison, R (1, 5) OBP: 0.300, SLG: 0.438		x 0-0 ① F7		x 0-0 ① SF8 3-H		x 0-0 ① F7		B B B 4-0 FC5-4 BB		2	0	0	1	1	0	0
Mike Diaz, R (1, 3) OBP: 0.301, SLG: 0.537 Don Robinson, R (8, 1)		x 0-0 S 1B		H 1-0 1-2 HBP		x 0-0 ② 6-3		x 0-0 ③ FC5-4 1-2f		3 0	0 0	1 0	0 0	0 0	0 0	1 0
Bobby Bonilla, S (1, 9) OBP: 0.315, SLG: 0.372		S S S 0-3 ② K 1-2		x 0-0 ② F7 2-3		x 0-0 ③ 5-3			x 0-0 G4-6-3 1B	4	0	1	0	0	1	3
Junior Ortiz, R (1, 2) OBP: 0.288, SLG: 0.279 R.J. Reynolds, S (9, PH) OBP: 0.359, SLG: 0.439		x 0-0 ③ F9		x 0-0 ③ F8			x 0-0 ① F8		x 0-0 ① ② G4-6-3 1-2f	3 1	0 0	0 0	0 0	0 0	0 0	3 1
Rafael Belliard, R (1, 6) OBP: 0.301, SLG: 0.289 Michael LaValliere, L (9, PH) OBP: 0.379, SLG: 0.350			x 0-0 ① 6-3		x 0-0 F8 SH2-4 1B 1B		S S S 0-3 ② K		x 0-0 ③ F7	3 1	1 0	1 0	0 0	0 0	1 0	0 0
Doug Drabek, R (1, 1) OBP: 0.200, SLG: 0.214 Sid Bream, L (8, 3) OBP: 0.364, SLG: 0.517			S S S 0-3 ② K		x 0-0 ① SH2-4 1-2		B B B 4-0 BB			1 0	0 0	0 0	0 0	1 0	1 0	0 0
Inning Stats	R: 0 E: 0 K: 0 S: 3 H: 0 LOB: 0 BB: 0 P: 3	R: 0 E: 0 K: 1 S: 6 H: 1 LOB: 1 BB: 0 P: 6	R: 0 E: 0 K: 1 S: 5 H: 0 LOB: 0 BB: 0 P: 5	R: 1 E: 0 K: 0 S: 4 H: 1 LOB: 2 BB: 1 P: 9	R: 1 E: 0 K: 1 S: 7 H: 2 LOB: 1 BB: 0 P: 7	R: 0 E: 0 K: 0 S: 3 H: 0 LOB: 0 BB: 0 P: 3	R: 0 E: 0 K: 1 S: 5 H: 0 LOB: 1 BB: 1 P: 9	R: 0 E: 0 K: 0 S: 3 H: 0 LOB: 1 BB: 1 P: 7	R: 0 E: 0 K: 0 S: 3 H: 1 LOB: 0 BB: 0 P: 3	1B: 5 2B: 0 3B: 0 HR: 0 SF: 1 SAC: 1 DP: 1 HBP: 1						

PITCHER		IP	WLS	BF	H	R	ER	SO	BB	IBB	HBP	BLK	WP	HR	S	P	ERA	WHIP
Sid Fernandez, L ERA: 2.16	(1, 1)	7.0	W	28	4	2	2	4	2	0	1	0	0	0	33	42	2.57	0.857
Roger McDowell, R ERA: 3.63	(8, 1)	2.0	S	7	1	0	0	0	1	0	0	0	0	0	6	10	0.00	1.000

PITCHER	IP	WLS	BF	H	R	ER	SO	BB	IBB	HBP	BLK	WP	HR	S	P	ERA	WHIP

TOP

Pittsburgh Pirates @ New York Mets

Shea Stadium, Flushing, NY

Sat Jun 06 1987, 3:33 AM EDT

Att. 47,603 - Unknown

livebaseballscorecards.com

AB	29
R	2
H	5
RBI	2
BB	3
SO	4
LOB	11

Pittsburgh Pirates @ New York Mets

Shea Stadium, Flushing, NY

Sat Jun 06 1987, 3:33 AM EDT

Att. 47,603 - Unknown

BOTTOM

Batter	1	2	3	4	5	6	7	8	9	AB	R	H	RBI	BB	SO	LOB
Lenny Dykstra, L (1, 8) OBP: 0.391, SLG: 0.566	WP 1B WP 1B	K			B1		K			4	1	1	0	0	2	1
Wally Backman, S (1, 4) OBP: 0.297, SLG: 0.291	WP BB 1-2 5-3 1B		1B		1B		F7			4	1	3	0	0	0	0
Keith Hernandez, L (1, 3) OBP: 0.391, SLG: 0.451	F7		F9		F4			G3		4	0	0	0	0	0	4
Gary Carter, R (1, 2) OBP: 0.306, SLG: 0.381	B B B B 5-3 WP 1-2 2-3 BB		K			5-3		1B		3	0	1	0	1	1	1
Kevin McReynolds, R (1, 7) OBP: 0.311, SLG: 0.447	5-3 1-3 2-H 3-H		K			F8		K		4	0	0	1	0	2	3
Mookie Wilson, S (1, 9) OBP: 0.374, SLG: 0.543	F7			F6		4-3		K		4	0	0	0	0	1	2
Howard Johnson, S (1, 5) OBP: 0.321, SLG: 0.412		F9		F3			E6 2B			3	0	1	0	0	0	0
Rafael Santana, R (1, 6) OBP: 0.312, SLG: 0.349		1B 2B		K			E6 2-3 HR			3	1	1	0	0	1	1
Sid Fernandez, L (1, 1) OBP: 0.261, SLG: 0.333 Darryl Strawberry, L (7, PH) OBP: 0.393, SLG: 0.617 Roger McDowell, R (8, 1) OBP: 0.500, SLG: 0.667		2-H 1B			K		1-H HR			2 1 0	0 1 0	1 1 0	0 2 0	0 0 0	1 0 0	0 0 0
Inning Stats	R: 2 E: 0 K: 0 S: 5 H: 2 LOB: 1 BB: 1 P: 9	R: 0 E: 0 K: 1 S: 6 H: 2 LOB: 1 BB: 0 P: 6	R: 0 E: 0 K: 2 S: 8 H: 1 LOB: 1 BB: 0 P: 8	R: 0 E: 0 K: 1 S: 5 H: 0 LOB: 0 BB: 0 P: 5	R: 0 E: 0 K: 1 S: 6 H: 1 LOB: 1 BB: 0 P: 6	R: 0 E: 0 K: 0 S: 3 H: 0 LOB: 0 BB: 0 P: 3	R: 2 E: 1 K: 1 S: 7 H: 2 LOB: 0 BB: 0 P: 7	R: 0 E: 0 K: 2 S: 8 H: 1 LOB: 1 BB: 0 P: 8		1B: 6 2B: 2 3B: 0 HR: 1	SF: 0 SAC: 0 DP: 0 HBP: 0		WP: 2 PB: 0 SB: 0 CS: 0	PA: 33		

PITCHER	IP	WLS	BF	H	R	ER	SO	BB	IBB	HBP	BLK	WP	HR	S	P	ERA	WHIP
Doug Drabek, R (1, 1) ERA: 4.24	7.0	L	29	8	4	3	6	1	0	0	0	2	1	40	44	3.86	1.286
Don Robinson, R (8, 1) ERA: 4.05	1.0		4	1	0	0	2	0	0	0	0	0	0	8	8	0.00	1.000

PITCHER	IP	WLS	BF	H	R	ER	SO	BB	IBB	HBP	BLK	WP	HR	S	P	ERA	WHIP

AB	32
R	4
H	9
RBI	3
BB	1
SO	8
LOB	12

livebaseballscorecards.com

Batter	1	2	3	4	5	6	7	8	9	10	AB	R	H	RBI	BB	SO	LOB
Barry Bonds, L (1, 7) OBP: 0.347, SLG: 0.471	G4-6-3 1B		L9		1-3		F3 2-3		K		5	0	1	0	0	1	3
Andy Van Slyke, L (1, 8) OBP: 0.327, SLG: 0.448	G4-6-3 1-2f			F7		L1		1B S 1B		HR	5	2	2	1	0	0	1
Johnny Ray, S (1, 4) OBP: 0.301, SLG: 0.354	4-3			1B 1B		6-3		F7		L4	5	0	1	0	0	0	1
Sid Bream, L (1, 3) OBP: 0.365, SLG: 0.511		5-3		G6-4-3 1-2 1B		3-1		1B 1-2 BB		G4-1	4	0	1	0	1	0	0
Jim Morrison, R (1, 5) OBP: 0.298, SLG: 0.432		K		G6-4-3 1-2f			HR 1B	K		5-3	5	1	1	0	0	2	4
R.J. Reynolds, S (1, 9) OBP: 0.372, SLG: 0.477		1B			L3		1-H HR	1-3 2-H 1B			4	1	3	3	0	0	0
Michael LaValliere, L (1, 2) OBP: 0.375, SLG: 0.347		1-3			E 1B		F8	F8			4	0	1	0	0	0	3
Rafael Belliard, R (1, 6) OBP: 0.301, SLG: 0.290 John Cangelosi, S (9, PH) OBP: 0.506, SLG: 0.234 Al Pedrique, R (9, 6) OBP: 0.154, SLG: 0.083			B2-3		E1 1-3		WP SH1-4 1B		BB CS		3 0 0	0 0 0	1 0 0	0 1 0	0 0 0	0 0 0	1 0 0
Rick Reuschel, R (1, 1) OBP: 0.226, SLG: 0.367 John Smiley, L (8, 1) OBP: 0.333, SLG: 0.667 Don Robinson, R (8, 1) Bobby Bonilla, S (8, 9) OBP: 0.312, SLG: 0.368			6-3		1-3		SH1-4 1-2		K 1-2		2 0 0 1	0 0 0 0	0 0 0 0	0 0 0 0	0 0 0 1	0 0 0 0	2 0 0 1
Inning Stats	R: 0 H: 1 E: 0 LOB: 0 K: 0 BB: 0 S: 3 P: 3	R: 0 H: 1 E: 0 LOB: 1 K: 1 BB: 0 S: 6 P: 6	R: 0 H: 0 E: 0 LOB: 0 K: 0 BB: 0 S: 3 P: 3	R: 0 H: 2 E: 0 LOB: 1 K: 0 BB: 0 S: 4 P: 4	R: 0 H: 1 E: 1 LOB: 2 K: 0 BB: 0 S: 5 P: 5	R: 0 H: 0 E: 0 LOB: 0 K: 0 BB: 0 S: 3 P: 3	R: 2 H: 3 E: 0 LOB: 1 K: 0 BB: 0 S: 6 P: 6	R: 1 H: 2 E: 0 LOB: 2 K: 1 BB: 1 S: 7 P: 11	R: 0 H: 0 E: 0 LOB: 0 K: 2 BB: 1 S: 6 P: 10	R: 1 H: 1 E: 0 LOB: 0 K: 0 BB: 0 S: 4 P: 4	1B: 9 2B: 0 3B: 0 HR: 2	SF: 0 SAC: 1 DP: 2 HBP: 0						

PITCHER		IP	WLS	BF	H	R	ER	SO	BB	IBB	HBP	BLK	WP	HR	S	P	ERA	WHIP
John Mitchell, R ERA: 4.76	(1, 1)	6.2		27	8	2	2	1	0	0	0	0	0	1	29	29	2.70	1.200
Randy Myers, L ERA: 8.76	(7, 1)	0.1		1	0	0	0	0	0	0	0	0	1	0	1	1	0.00	0.000
Jesse Orosco, L ERA: 5.14	(8, 1)	2.0		9	2	1	1	3	2	0	0	0	0	0	13	21	4.50	2.000
Roger McDowell, R ERA: 3.86	(10, 1)	1.0	W	4	1	1	1	0	0	0	0	0	0	1	4	4	9.00	1.000

PITCHER	IP	WLS	BF	H	R	ER	SO	BB	IBB	HBP	BLK	WP	HR	S	P	ERA	WHIP

TOP

Pittsburgh Pirates @ New York Mets

Shea Stadium, Flushing, NY

Sun Jun 07 1987, 3:33 AM EDT

Unknown

livebaseballscorecards.com

AB	38
R	4
H	11
RBI	4
BB	2
SO	4
LOB	16

WP: 1 PA: 41
PB: 0
SB: 1
CS: 1

Batter	1	2	3	4	5	6	7	8	9	10	AB	R	H	RBI	BB	SO	LOB
Lenny Dykstra, L (1, 8) OBP: 0.391, SLG: 0.560 Roger McDowell, R (10, 1) OBP: 0.500, SLG: 0.667	F7		F6			FC4-6 1B		BB 1B	K		5 0	1 0	2 0	0 0	0 0	1 0	1 0
Wally Backman, S (1, 4) OBP: 0.294, SLG: 0.283	K		B1			FC4-6		WP 1B 6-3 BB	K		4	1	0	0	1	2	2
Keith Hernandez, L (1, 3) OBP: 0.391, SLG: 0.449	1B			K		F7		F9 WP 1B		K	5	0	2	1	0	2	1
Gary Carter, R (1, 2) OBP: 0.303, SLG: 0.376 Barry Lyons, R (10, PR) OBP: 0.189, SLG: 0.314	F4			K2-3		K		6-3		BB 2B 1B	5 0	0 1	1 0	1 0	0 0	2 0	3 0
Darryl Strawberry, L (1, 9) OBP: 0.407, SLG: 0.633		SF8 3B		1B			G3 HBP	IBB		2B BB	2	2	2	0	2	0	0
Lee Mazzilli, S (1, 7) OBP: 0.378, SLG: 0.564 (10, 8)		SF8 3-H		3-1			G3	F9		2B	4	0	1	3	0	0	4
Dave Magadan, L (1, 5) OBP: 0.373, SLG: 0.458		G3			L5		F8	F8			4	0	0	0	0	0	3
Rafael Santana, R (1, 6) OBP: 0.307, SLG: 0.344 Howard Johnson, S (7, PH) OBP: 0.323, SLG: 0.410 (8, 6)		6-3			5-3		BB		F9		2 1	0 0	0 0	0 0	0 1	0 0	0 0
John Mitchell, R (1, 1) Randy Myers, L (7, 1) Mookie Wilson, S (7, PH) OBP: 0.371, SLG: 0.539 Jesse Orosco, R (8, 1) Kevin McReynolds, R (9, PH) OBP: 0.315, SLG: 0.450 (10, 7)			K		4-3		F9		1B		2 0 1 0 1	0 0 0 0 0	0 0 0 0 1	0 0 0 0 0	0 0 0 0 0	1 0 0 0 0	0 0 2 0 0
Inning Stats	R: 0 H: 1 E: 0 LOB: 1 K: 1 BB: 0 S: 6 P: 6	R: 1 H: 1 E: 0 LOB: 0 K: 0 BB: 0 S: 4 P: 4	R: 0 H: 0 E: 0 LOB: 0 K: 1 BB: 0 S: 5 P: 5	R: 0 H: 1 E: 0 LOB: 1 K: 2 BB: 0 S: 8 P: 8	R: 0 H: 0 E: 0 LOB: 0 K: 0 BB: 0 S: 3 P: 3	R: 0 H: 1 E: 0 LOB: 1 K: 1 BB: 0 S: 6 P: 6	R: 0 H: 0 E: 0 LOB: 2 K: 0 BB: 1 S: 3 P: 8	R: 2 H: 2 E: 0 LOB: 2 K: 0 BB: 2 S: 5 P: 13	R: 0 H: 1 E: 0 LOB: 1 K: 2 BB: 0 S: 8 P: 8	R: 2 H: 2 E: 0 LOB: 2 K: 1 BB: 1 S: 5 P: 9	1B: 7 SF: 1 2B: 1 SAC: 0 3B: 1 DP: 0 HR: 0 HBP: 1						

PITCHER		IP	WLS	BF	H	R	ER	SO	BB	IBB	HBP	BLK	WP	HR	S	P	ERA	WHIP
Rick Reuschel, R ERA: 2.13	(1, 1)	7.0		29	5	3	3	5	2	0	1	0	0	0	36	45	3.86	1.000
John Smiley, L ERA: 5.29	(8, 1)	0.0		1	1	0	0	0	0	0	0	0	0	0	1	1	∞	∞
Don Robinson, R ERA: 4.29	(8, 1)	2.1	L	12	3	2	2	3	1	1	0	0	1	0	16	24	7.71	1.714

PITCHER	IP	WLS	BF	H	R	ER	SO	BB	IBB	HBP	BLK	WP	HR	S	P	ERA	WHIP

BOTTOM

Pittsburgh Pirates @ New York Mets

Shea Stadium, Flushing, NY

Sun Jun 07 1987, 3:33 AM EDT

Unknown

livebaseballscorecards.com

AB	36
R	5
H	9
RBI	5
BB	4
SO	8
LOB	16

WP: 1 PA: 42
PB: 0
SB: 1
CS: 0

Pittsburgh Pirates @ New York Mets

Shea Stadium, Flushing, NY

Sun Jun 07 1987, 3:38 AM EDT

Att. 42,516 - Unknown

TOP

livebaseballscorecards.com

Batter	1	2	3	4	5	6	7	8	9	AB	R	H	RBI	BB	SO	LOB
Barry Bonds, L (1, 7) OBP: 0.342, SLG: 0.458	6-3	K		K		BB		B1-3	G3	5	0	0	0	1	2	3
Andy Van Slyke, L (1, 8) OBP: 0.333, SLG: 0.500	HR	1B 3B 2-H		K		K		HR	4-3	6	3	3	3	0	2	3
Johnny Ray, S (1, 4) OBP: 0.303, SLG: 0.352	G3	1B 3-H		K			F7	1B G3 BB		4	1	1	1	1	1	2
Sid Bream, L (1, 3) OBP: 0.375, SLG: 0.527	1B 2B	L8			4-3 SF7 2B		BB	G3 1-3 1B		4	2	3	0	1	0	1
R.J. Reynolds, S (1, 9) OBP: 0.365, SLG: 0.461	1B BB		4-3	4-3 2-3			F8	G3 1-2 3-H		4	0	0	1	1	0	3
Bobby Bonilla, S (1, 5) OBP: 0.323, SLG: 0.390	1-2 2-3 1B		F9-6 2B		SF7 3-H		K	BB 2-H 1B		4	0	3	2	0	1	1
Junior Ortiz, R (1, 2) OBP: 0.275, SLG: 0.266	4-3	F9-6 2-3			6-3			1B HR 2B		3	0	0	0	0	0	4
Michael LaValliere, L (8, PH) OBP: 0.384, SLG: 0.361								1-2 BB		1	1	1	0	1	0	0
(8, 2)																
Al Pedrique, R (1, 6) OBP: 0.250, SLG: 0.143		WP SH1-4 3B BB		SH WP 1B		K		2-3 HR 1B		2	1	1	0	1	1	0
John Cangelosi, S (8, PH) OBP: 0.506, SLG: 0.245										2	1	1	0	0	0	2
John Smiley, L (8, 1) OBP: 0.333, SLG: 0.667									5-3	0	0	0	0	0	0	0
Don Robinson, R (8, 1)										0	0	0	0	0	0	0
Bob Kipper, R (1, 1) OBP: 0.333, SLG: 0.444		SH1-4 1-2		SH 1-3		K		1-H HR 3-H	5-3	0	0	0	0	0	0	0
Butch Davis, R (6, PH)										1	0	0	0	0	1	0
Dorn Taylor, R (6, 1) OBP: 0.143, SLG: 0.143										0	0	0	0	0	0	0
Mike Diaz, R (8, PH) OBP: 0.309, SLG: 0.578										1	1	1	3	0	0	0
Rafael Belliard, R (8, 6) OBP: 0.299, SLG: 0.288										1	0	0	0	0	0	0

Inning Stats																								
	R: 1	H: 3	R: 2	H: 2	R: 0	H: 1	R: 0	H: 1	R: 1	H: 1	R: 0	H: 0	R: 0	H: 0	R: 6	H: 6	R: 0	H: 0	1B: 6	SF: 1	WP: 2	PA: 47
	E: 0	LOB: 3	E: 0	LOB: 1	E: 0	LOB: 1	E: 1	LOB: 2	E: 0	LOB: 0	E: 0	LOB: 1	E: 0	LOB: 1	E: 0	LOB: 2	E: 0	LOB: 0	2B: 5	SAC: 2	PB: 0	
	K: 0	BB: 1	K: 1	BB: 1	K: 0	BB: 0	K: 3	BB: 0	K: 0	BB: 0	K: 3	BB: 1	K: 1	BB: 1	K: 0	BB: 2	K: 0	BB: 0	3B: 1	DP: 1	SB: 0	
	S: 6	P: 10	S: 7	P: 11	S: 3	P: 3	S: 11	P: 11	S: 4	P: 4	S: 9	P: 13	S: 5	P: 9	S: 9	P: 17	S: 3	P: 3	HR: 3	HBP: 0	CS: 0	

PITCHER		IP	WLS	BF	H	R	ER	SO	BB	IBB	HBP	BLK	WP	HR	S	P	ERA	WHIP
Tom Edens, R ERA: 6.75	(1, 1)	3.0		18	7	3	3	1	2	0	0	0	2	1	18	26	9.00	3.000
Randy Myers, L ERA: 7.16	(4, 1)	4.0		15	1	1	1	7	2	0	0	0	0	0	27	35	2.25	0.750
Roger McDowell, R ERA: 5.7	(8, 1)	0.1	L	6	4	5	5	0	1	0	0	0	0	2	5	9	135.00	15.000
Doug Sisk, R ERA: 3.54	(8, 1)	1.2		8	2	1	1	0	1	0	0	0	0	0	7	11	5.40	1.800

PITCHER	IP	WLS	BF	H	R	ER	SO	BB	IBB	HBP	BLK	WP	HR	S	P	ERA	WHIP

AB	38
R	10
H	14
RBI	10
BB	6
SO	8
LOB	19

BOTTOM

Pittsburgh Pirates @ New York Mets

Shea Stadium, Flushing, NY

Sun Jun 07 1987, 3:38 AM EDT

Att. 42,516 - Unknown

Batter	1	2	3	4	5	6	7	8	9	AB	R	H	RBI	BB	SO	LOB
Lenny Dykstra, L (1, 8) OBP: 0.391, SLG: 0.559	K		HR, PB, E; BB	G3		2B, 1-3		F2		4	1	1	0	1	1	3
Tim Teufel, R (1, 4) OBP: 0.432, SLG: 0.500	K		E9, PB, 1-2; HR		K	K		1B, 1-3, 2-H; 2B		5	2	1	1	0	3	3
Lee Mazzilli, S (1, 3) OBP: 0.420, SLG: 0.643	BB		1-H, 2-H; HR		F9	G5-4-3; IBB		CS; 2-H, 3-H; 1B		3	1	2	5	2	0	0
Kevin McReynolds, R (1, 7) OBP: 0.312, SLG: 0.459	F8		F6		HR	G5-4-3, 1-2f		K		5	1	1	1	0	1	5
Mookie Wilson, S (1, 9) OBP: 0.366, SLG: 0.526		1-3	F8		WP; 1B		6-3	CS, 1-2	K	5	1	1	0	0	1	0
Howard Johnson, S (1, 5) OBP: 0.325, SLG: 0.409		K, FC6-4	K		S; 1-H; 1B		G3		1B	5	1	2	1	0	2	0
Bill Almon, R (1, 6) OBP: 0.212, SLG: 0.219 Roger McDowell, R (8, 1) OBP: 0.500, SLG: 0.667 Doug Sisk, R (8, 1) Darryl Strawberry, L (9, PH) OBP: 0.406, SLG: 0.629		FC6-4, 1B, 1-2f	K	1-H	1B		6-3		K	4 0 0 1	0 0 0 0	1 0 0 0	1 0 0 0	0 0 0 0	1 0 0 1	1 0 0 1
Barry Lyons, R (1, 2) OBP: 0.262, SLG: 0.359		1-3	F8	FC3-6	BB			1B, 2B	1-2	4	1	3	0	1	0	1
Tom Edens, R (1, 1) Randy Myers, L (4, 1) OBP: 0.500, SLG: 0.500 Rafael Santana, R (8, 6) OBP: 0.312, SLG: 0.348 Dave Magadan, L (9, PH) OBP: 0.369, SLG: 0.452		K	FC3-6, 1-2f	2B	1B			CS, 1-2; 2B; 1B	K	1 2 1 1	0 0 1 0	0 1 1 0	0 0 0 0	0 0 0 0	1 0 0 1	2 1 0 2
Inning Stats	R: 0 E: 0 K: 2 S: 7 H: 0 LOB: 1 BB: 1 P: 11	R: 0 E: 0 K: 2 S: 9 H: 1 LOB: 2 BB: 0 P: 9	R: 3 E: 1 K: 1 S: 7 H: 1 LOB: 0 BB: 1 P: 11	R: 0 E: 0 K: 1 S: 5 H: 0 LOB: 1 BB: 1 P: 9	R: 3 E: 0 K: 1 S: 9 H: 4 LOB: 1 BB: 0 P: 9	R: 0 E: 0 K: 1 S: 6 H: 2 LOB: 2 BB: 1 P: 10	R: 0 E: 0 K: 0 S: 3 H: 0 LOB: 0 BB: 0 P: 3	R: 3 E: 0 K: 1 S: 8 H: 4 LOB: 0 BB: 0 P: 8	R: 0 E: 0 K: 3 S: 11 H: 2 LOB: 2 BB: 0 P: 11	1B: 10 2B: 2 3B: 0 HR: 2 SF: 0 SAC: 0 DP: 1 HBP: 0						

PITCHER		IP	WLS	BF	H	R	ER	SO	BB	IBB	HBP	BLK	WP	HR	S	P	ERA	WHIP
Bob Kipper, L ERA: 5.62	(1, 1)	5.0		26	6	6	5	7	3	0	0	0	2	2	37	49	9.00	1.800
Dorn Taylor, R ERA: 5.54	(6, 1)	2.0	W	8	2	0	0	1	0	1	0	0	0	0	9	13	0.00	1.000
John Smiley, L ERA: 6.03	(8, 1)	0.1		5	4	3	3	0	0	0	0	0	0	0	5	5	81.00	12.000
Don Robinson, R ERA: 4.1	(8, 1)	1.2	S	6	2	0	0	4	0	0	0	0	0	0	14	14	0.00	1.200

PITCHER	IP	WLS	BF	H	R	ER	SO	BB	IBB	HBP	BLK	WP	HR	S	P	ERA	WHIP

AB	41
R	9
H	14
RBI	9
BB	4
SO	12
LOB	19

WP: 2 PA: 46
PB: 1
SB: 1
CS: 1

livebaseballscorecards.com

Batter	1	2	3	4	5	6	7	8	9	AB	R	H	RBI	BB	SO	LOB
Lenny Dykstra, L (1, 8) OBP: 0.382, SLG: 0.544 Doug Sisk, R (8, 1)	K		F9			B1		F8		4 0	0 0	0 0	0 0	0 0	1 0	2 0
Wally Backman, S (1, 4) OBP: 0.299, SLG: 0.288 Tim Teufel, R (1, PR) OBP: 0.418, SLG: 0.482 (1, 4)	E 1B		5-3			K		K		1 3	0 0	1 0	0 0	0 0	0 2	0 2
Keith Hernandez, L (1, 3) OBP: 0.384, SLG: 0.441 Dave Magadan, L (8, 3) OBP: 0.369, SLG: 0.452	E4 G1-6-3 1-3			K		K2-3		K		4 0	0 0	0 0	0 0	0 0	3 0	2 0
Darryl Strawberry, L (1, 9) OBP: 0.398, SLG: 0.615	G1-6-3 1-2f			1-3			4-3		4-3	4	0	0	0	0	0	2
Kevin McReynolds, R (1, 7) OBP: 0.311, SLG: 0.455		K		F9			6-3		BB 2B 1B	4	1	1	0	0	1	0
Howard Johnson, S (1, 5) OBP: 0.338, SLG: 0.434		CS 1B			HR		WP 1B BB		2B 1-2 BB	2	1	2	1	2	0	0
Barry Lyons, R (1, 2) OBP: 0.283, SLG: 0.395		F4 1-2			K		WP 1-2 1B		PO 1-3 2-H 2B	4	0	2	1	0	1	1
Rafael Santana, R (1, 6) OBP: 0.315, SLG: 0.351 Lee Mazzilli, S (7, PH) OBP: 0.412, SLG: 0.628 Bill Almon, R (7, 6) OBP: 0.206, SLG: 0.212			SH3-4 1B		F7		G3 1-2 2-3		B1-3	2 1 1	0 0 0	1 0 0	0 0 0	0 0 0	0 0 0	0 2 2
Ron Darling, R (1, 1) OBP: 0.174, SLG: 0.273 Mookie Wilson, S (8, PH) OBP: 0.370, SLG: 0.537 (8, 8)			SH3-4 1-2		4-3			2B	PO 2-3	1 1	0 0	0 1	0 0	0 0	0 0	0 0
Inning Stats	R: 0 E: 1 K: 1 S: 6 H: 1 LOB: 2 BB: 0 P: 6	R: 0 E: 0 K: 1 S: 5 H: 1 LOB: 0 BB: 0 P: 5	R: 0 E: 0 K: 0 S: 4 H: 1 LOB: 1 BB: 0 P: 4	R: 0 E: 0 K: 1 S: 5 H: 0 LOB: 0 BB: 0 P: 5	R: 1 E: 0 K: 1 S: 6 H: 1 LOB: 0 BB: 0 P: 6	R: 0 E: 0 K: 2 S: 7 H: 0 LOB: 0 BB: 0 P: 7	R: 0 E: 0 K: 0 S: 4 H: 1 LOB: 2 BB: 1 P: 8	R: 0 E: 0 K: 2 S: 8 H: 1 LOB: 1 BB: 0 P: 8	R: 1 E: 0 K: 0 S: 4 H: 2 LOB: 1 BB: 1 P: 8	1B: 5 2B: 2 3B: 0 HR: 1 SF: 0 SAC: 1 DP: 1 HBP: 0						

PITCHER		IP	WLS	BF	H	R	ER	SO	BB	IBB	HBP	BLK	WP	HR	S	P	ERA	WHIP
Rick Sutcliffe, R ERA: 3.36	(1, 1)	6.2		25	5	1	1	6	1	0	0	0	0	1	36	40	1.35	0.900
Lee Smith, R ERA: 2.19	(7, 1)	2.1	W	10	3	1	1	2	1	0	0	0	1	0	13	17	3.86	1.714

PITCHER	IP	WLS	BF	H	R	ER	SO	BB	IBB	HBP	BLK	WP	HR	S	P	ERA	WHIP

TOP

New York Mets @ Chicago Cubs

Wrigley Field, Chicago, IL

Mon Jun 08 1987, 3:33 AM CDT

Att. 28,063 - Unknown

livebaseballscorecards.com

AB	32
R	2
H	8
RBI	2
BB	2
SO	8
LOB	13

WP: 1 PB: 0 SB: 0 CS: 1 PA: 36

Batter	1	2	3	4	5	6	7	8	9	AB	R	H	RBI	BB	SO	LOB
23 Ryne Sandberg, R (1, 4) OBP: 0.372, SLG: 0.507	K		FC3-6 BB		K		F9			3	0	0	0	1	2	0
Jerry Mumphrey, S (1, 7) OBP: 0.416, SLG: 0.470	PB WP 1B		FC3-6 2B 1-2f		F7			4-3		4	1	1	0	0	0	1
Brian Dayett, R (9, 7) OBP: 0.493, SLG: 0.695										0	0	0	0	0	0	0
Andre Dawson, R (1, 9) OBP: 0.340, SLG: 0.624	1-2 BB		1-H 2B		1B			G3		3	0	2	1	1	0	0
Leon Durham, L (1, 3) OBP: 0.371, SLG: 0.543	F9		K		4-3			1B		4	0	1	0	0	1	4
Jody Davis, R (1, 2) OBP: 0.348, SLG: 0.486	F8 2-3		5-3			1-3		F9		4	0	0	0	0	0	4
Keith Moreland, R (1, 5) OBP: 0.270, SLG: 0.398		HR		6-3		F9			K	3	1	1	1	0	0	0
Lee Smith, R (7, 1)										0	0	0	0	0	0	0
Gary Matthews, R (9, PH) OBP: 0.400, SLG: 0.391										1	0	0	0	0	1	0
Shawon Dunston, R (1, 6) OBP: 0.260, SLG: 0.361	K		K			4-3			1-5-3	4	0	0	0	0	2	0
Dave Martinez, L (1, 8) OBP: 0.376, SLG: 0.324		5-3		BB			4-3		HR 1B	3	1	1	0	1	0	0
Rick Sutcliffe, L (1, 1) OBP: 0.278, SLG: 0.200	K		F7				K		1-H HR	2	0	0	0	0	1	1
Manny Trillo, R (7, 5) OBP: 0.307, SLG: 0.432										2	1	1	2	0	1	0
Inning Stats	R: 0 E: 0 K: 1 S: 6 / H: 1 LOB: 2 BB: 1 P: 10	R: 1 E: 0 K: 2 S: 8 / H: 1 LOB: 0 BB: 0 P: 8	R: 1 E: 0 K: 1 S: 6 / H: 1 LOB: 1 BB: 1 P: 10	R: 0 E: 0 K: 1 S: 5 / H: 0 LOB: 1 BB: 1 P: 9	R: 0 E: 0 K: 1 S: 6 / H: 1 LOB: 1 BB: 0 P: 6	R: 0 E: 0 K: 0 S: 3 / H: 0 LOB: 0 BB: 0 P: 3	R: 0 E: 0 K: 1 S: 5 / H: 0 LOB: 0 BB: 0 P: 5	R: 0 E: 0 K: 0 S: 4 / H: 1 LOB: 1 BB: 0 P: 4	R: 2 E: 0 K: 1 S: 6 / H: 2 LOB: 0 BB: 0 P: 6	1B: 4 2B: 1 3B: 0 HR: 2	SF: 0 SAC: 0 DP: 0 HBP: 0						

PITCHER	IP	WLS	BF	H	R	ER	SO	BB	IBB	HBP	BLK	WP	HR	S	P	ERA	WHIP
Ron Darling, R (1, 1) ERA: 5.31	7.0		28	4	2	2	7	3	0	0	0	1	1	39	51	2.57	1.000
Doug Sisk, R (8, 1) ERA: 3.94	1.2	L	8	3	2	2	1	0	0	0	0	0	1	10	10	10.80	1.800

PITCHER	IP	WLS	BF	H	R	ER	SO	BB	IBB	HBP	BLK	WP	HR	S	P	ERA	WHIP

BOTTOM

New York Mets @ Chicago Cubs

Wrigley Field, Chicago, IL

Mon Jun 08 1987, 3:33 AM CDT

Att. 28,063 - Unknown

livebaseballscorecards.com

AB	33
R	4
H	7
RBI	4
BB	3
SO	8
LOB	10

WP: 1 PB: 1 SB: 0 CS: 0 PA: 36

Batter	1	2	3	4	5	6	7	8	9	AB	R	H	RBI	BB	SO	LOB
Lenny Dykstra, L (1, 8) OBP: 0.382, SLG: 0.539	6-3		K		G4-6-3 1B		4-3		1B	5	0	2	0	0	1	1
Tim Teufel, R (1, 4) OBP: 0.422, SLG: 0.517	K		PB 1B		G4-6-3		HR		K	4	1	2	2	0	1	2
Darryl Strawberry, L (9, PH) OBP: 0.396, SLG: 0.612										1	0	0	0	0	1	1
Keith Hernandez, L (1, 3) OBP: 0.378, SLG: 0.432	3-1		G3			E3	G3			4	0	0	0	0	0	1
Randy Myers, L (7, 1) OBP: 0.500, SLG: 0.500										0	0	0	0	0	0	0
Roger McDowell, R (8, 1) OBP: 0.500, SLG: 0.667										0	0	0	0	0	0	0
Kevin McReynolds, R (1, 7) OBP: 0.305, SLG: 0.446		B1-3		F9		F9		F9		4	0	0	0	0	0	1
Lee Mazzilli, S (1, 9) OBP: 0.418, SLG: 0.609 (7, 3)		HR BB		1B 1B		F9		4-1		3	1	1	0	1	0	1
Howard Johnson, S (1, 5) OBP: 0.341, SLG: 0.458		1-H HR		L5		1-3 2B		F9		4	1	2	2	0	0	1
Barry Lyons, R (1, 2) OBP: 0.280, SLG: 0.383		1-4-3		1-3 1B		6-3			F8	4	0	1	0	0	0	2
Rafael Santana, R (1, 6) OBP: 0.315, SLG: 0.346		6-3			BB 1B		F8		F7	2	0	0	0	1	0	0
Dave Magadan, L (9, PH) OBP: 0.365, SLG: 0.446										1	0	0	0	0	0	0
Terry Leach, R (1, 1)			4-3		K		BB 4-3 HR		HR	2	0	0	0	0	1	1
Mookie Wilson, S (7, PH) OBP: 0.378, SLG: 0.563 (7, 9)										1	2	1	1	1	0	0

TOP

New York Mets @ Chicago Cubs

Wrigley Field, Chicago, IL

Tue Jun 09 1987, 3:33 AM CDT

Att. 31,252 - Unknown

livebaseballscorecards.com

AB	35
R	5
H	9
RBI	5
BB	3
SO	4
LOB	11

Inning Stats	1	2	3	4	5	6	7	8	9
	R: 0 E: 0 K: 1 S: 5	H: 0 LOB: 0 BB: 0 P: 5	R: 2 E: 0 K: 0 S: 4	H: 1 LOB: 0 BB: 1 P: 8	R: 0 E: 0 K: 1 S: 6	H: 1 LOB: 1 BB: 0 P: 6	R: 0 E: 0 K: 0 S: 4	H: 2 LOB: 2 BB: 0 P: 4	R: 0 E: 0 K: 1 S: 5	H: 1 LOB: 1 BB: 1 P: 9	R: 0 E: 1 K: 0 S: 5	H: 1 LOB: 2 BB: 0 P: 5	R: 2 E: 0 K: 0 S: 4	H: 1 LOB: 0 BB: 1 P: 8	R: 0 E: 0 K: 0 S: 3	H: 0 LOB: 0 BB: 0 P: 3	R: 1 E: 0 K: 1 S: 7	H: 2 LOB: 1 BB: 0 P: 7

1B: 5 SF: 0
2B: 1 SAC: 0
3B: 0 DP: 1
HR: 3 HBP: 0

WP: 0 PA: 38
PB: 1
SB: 0
CS: 0

PITCHER		IP	WLS	BF	H	R	ER	SO	BB	IBB	HBP	BLK	WP	HR	S	P	ERA	WHIP
Greg Maddux, R ERA: 4.91	(1, 1)	7.0		30	7	4	4	3	3	0	0	0	0	2	33	45	5.14	1.429
Dickie Noles, R ERA: 3.93	(8, 1)	1.0	W	3	0	0	0	0	0	0	0	0	0	0	3	3	0.00	0.000
Lee Smith, R ERA: 2.37	(9, 1)	1.0	S	5	2	1	1	1	0	0	0	0	0	1	7	7	9.00	2.000

PITCHER		IP	WLS	BF	H	R	ER	SO	BB	IBB	HBP	BLK	WP	HR	S	P	ERA	WHIP

New York Mets @ Chicago Cubs

Wrigley Field, Chicago, IL

Tue Jun 09 1987, 3:33 AM CDT

Att. 31,252 - Unknown

BOTTOM

Batter	1	2	3	4	5	6	7	8	9	AB	R	H	RBI	BB	SO	LOB
23 Ryne Sandberg, R (1, 4) OBP: 0.372, SLG: 0.504	0-0 G3 E 1B	0-0 4-3		0-0 E4 E S 3-H		0-0 P4		0-0 2-H 3-H 1B		5	1	2	2	0	0	3
Jerry Mumphrey, S (1, 7) OBP: 0.398, SLG: 0.448	0-0 G3 1-2		0-0 F8	0-0 F7 1-3		0-0 5-3		0-0 6-3		5	0	0	0	0	0	4
Lee Smith, R (9, 1)										0	0	0	0	0	0	0
Andre Dawson, R (1, 9) OBP: 0.335, SLG: 0.613	0-0 F3		0-0 F7		0-0 F7		0-0 F8			4	0	0	0	0	0	1
Leon Durham, L (1, 3) OBP: 0.374, SLG: 0.559	0-0 E6 2-H		0-0 1B		0-0 HR		0-0 F8			4	1	2	1	0	0	0
Jody Davis, R (1, 2) OBP: 0.341, SLG: 0.476	0-0 B2-3		0-0 F9		0-0 F8		0-0 6-3			4	0	0	0	0	0	2
Keith Moreland, R (1, 5) OBP: 0.274, SLG: 0.405		0-0 1B 1B		S S S 0-3 K	0-0 2B			S S S 0-3 K		4	0	2	0	0	2	0
Shawon Dunston, R (1, 6) OBP: 0.264, SLG: 0.377		0-0 F8		0-0 HR	0-0 4-3			0-0 G3 23 1B 1B		4	2	2	1	0	0	2
Dave Martinez, L (1, 8) OBP: 0.376, SLG: 0.324		S S S 0-3 K		0-0 E3 4-3 23 E		0-0 SH3-4 1B		0-0 G3 1-2 23 1B 1B		3	1	1	0	0	1	1
Bob Dernier, R (8, PH) OBP: 0.392, SLG: 0.557										1	1	1	0	0	0	0
(9, 8)																
Greg Maddux, R (1, 1) OBP: 0.158, SLG: 0.158		0-0 1-2 1B		0-0 4-3 2-3		0-0 SH3-4 1-2		0-0 G3 1-2 2-3		2	0	1	0	0	0	1
Dickie Noles, R (8, 1)										0	0	0	0	0	0	0
Gary Matthews, R (8, PH) OBP: 0.385, SLG: 0.375										1	0	0	0	0	0	2
Brian Dayett, R (9, 7) OBP: 0.493, SLG: 0.695										0	0	0	0	0	0	0
Inning Stats	R: 1 E: 1 K: 0 S: 5 H: 1 LOB: 1 BB: 0 P: 5	R: 0 E: 0 K: 1 S: 7 H: 2 LOB: 2 BB: 0 P: 7	R: 0 E: 0 K: 0 S: 4 H: 1 LOB: 1 BB: 0 P: 4	R: 2 E: 2 K: 1 S: 8 H: 1 LOB: 1 BB: 0 P: 8	R: 1 E: 0 K: 0 S: 5 H: 2 LOB: 1 BB: 0 P: 5	R: 0 E: 0 K: 0 S: 4 H: 1 LOB: 1 BB: 0 P: 4	R: 0 E: 0 K: 0 S: 3 H: 0 LOB: 0 BB: 0 P: 3	R: 2 E: 0 K: 1 S: 8 H: 3 LOB: 1 BB: 0 P: 8		1B: 8 2B: 1 3B: 0 HR: 2		SF: 0 SAC: 1 DP: 0 HBP: 0		WP: 0 PB: 0 SB: 1 CS: 0		PA: 38	

livebaseballscorecards.com

	AB	37
	R	6
	H	11
	RBI	4
	BB	0
	SO	3
	LOB	16

PITCHER		IP	WLS	BF	H	R	ER	SO	BB	IBB	HBP	BLK	WP	HR	S	P	ERA	WHIP
Terry Leach, R ERA: 2.13	(1, 1)	6.0		29	8	4	2	2	0	0	0	0	0	2	33	33	3.00	1.333
Randy Myers, L ERA: 7.13	(7, 1)	1.1	L	5	1	1	1	1	0	0	0	0	0	0	7	7	6.75	0.750
Roger McDowell, R ERA: 5.92	(8, 1)	0.2		4	2	1	1	0	0	0	0	0	0	0	4	4	13.50	3.000

PITCHER	IP	WLS	BF	H	R	ER	SO	BB	IBB	HBP	BLK	WP	HR	S	P	ERA	WHIP

Batter	1	2	3	4	5	6	7	8	9	AB	R	H	RBI	BB	SO	LOB
Lenny Dykstra, L (1, 8) OBP: 0.369, SLG: 0.519	4-3	K	K			1-3	L8		G3 1-2	6	0	0	0	0	2	6
Mookie Wilson, S (1, 9) OBP: 0.377, SLG: 0.567	6-3	HR 3B F2				F8	K		2-H 1B	6	1	2	1	0	1	4
Keith Hernandez, L (1, 3) OBP: 0.378, SLG: 0.460	K	3-H HR	K			HR		F8	P4	5	2	2	3	0	2	0
Barry Lyons, R (8, 2) OBP: 0.275, SLG: 0.375										1	0	0	0	0	0	1
Gary Carter, R (1, 2) OBP: 0.314, SLG: 0.406		HR	1B HR 1B	1B 2B		F8		BB 1B 1B	F8	6	3	4	1	0	0	1
(8, 3)																
Kevin McReynolds, R (1, 7) OBP: 0.316, SLG: 0.465		1B 2B 2B	K	L5-3 2-H 1B			1B 1B 2B	1-2 BB 1B		5	2	4	1	0	1	1
Howard Johnson, S (1, 5) OBP: 0.343, SLG: 0.456		K	1-2 HR 1B	L5-3 1-2			WP 2-3 1B	F8		5	2	2	0	0	1	4
Tim Teufel, R (1, 4) OBP: 0.430, SLG: 0.549		2B 6-3 2-3 1B	1-H 2-H HR		K		4-3 1-2	BB 1-2 2-3 BB		4	2	2	3	1	1	2
Rafael Santana, R (1, 6) OBP: 0.325, SLG: 0.357		6-3 1-3 3-H 2B	BB 1B BB		F3		E 2-H 3-H 1B	F9		4	0	2	3	1	0	3
Dwight Gooden, R (1, 1) OBP: 0.143, SLG: 0.143		6-3 2-3 3-H			6-3		E4 1-2		BB G3 1B BB	4	0	1	1	0	0	2
Bill Almon, R (9, PH) OBP: 0.229, SLG: 0.212										0	1	0	0	1	0	0
Doug Sisk, R (9, 1)										0	0	0	0	0	0	0
Inning Stats	R: 0 E: 0 K: 1 S: 5 H: 0 LOB: 0 BB: 0 P: 5	R: 3 E: 0 K: 2 S: 11 H: 4 LOB: 1 BB: 0 P: 11	R: 5 E: 0 K: 2 S: 13 H: 6 LOB: 2 BB: 1 P: 17	R: 1 E: 0 K: 1 S: 6 H: 2 LOB: 0 BB: 0 P: 6	R: 0 E: 0 K: 1 S: 5 H: 0 LOB: 0 BB: 0 P: 5	R: 1 E: 0 K: 0 S: 4 H: 1 LOB: 0 BB: 0 P: 4	R: 2 E: 1 K: 1 S: 9 H: 3 LOB: 2 BB: 0 P: 9	R: 0 E: 0 K: 0 S: 5 H: 2 LOB: 3 BB: 1 P: 9	R: 1 E: 0 K: 0 S: 4 H: 1 LOB: 1 BB: 1 P: 8	1B: 10 2B: 5 3B: 1 HR: 4 SF: 0 SAC: 0 DP: 1 HBP: 0						

PITCHER		IP	WLS	BF	H	R	ER	SO	BB	IBB	HBP	BLK	WP	HR	S	P	ERA	WHIP
Scott Sanderson, R ERA: 5.2	(1, 1)	2.1	L	16	9	8	8	4	0	0	0	0	0	3	24	24	30.86	3.857
Mike Mason, L ERA: 5.33	(3, 1)	4.0		19	7	4	4	3	1	0	0	0	1	1	24	28	9.00	2.000
Ed Lynch, R ERA: 4.67	(7, 1)	1.2		9	2	0	0	1	1	0	0	0	0	0	10	14	0.00	1.800
Drew Hall, L ERA: 3.24	(9, 1)	1.0		5	1	1	1	0	1	0	0	0	0	0	4	8	9.00	2.000

PITCHER	IP	WLS	BF	H	R	ER	SO	BB	IBB	HBP	BLK	WP	HR	S	P	ERA	WHIP

TOP

New York Mets @ Chicago Cubs

Wrigley Field, Chicago, IL

Wed Jun 10 1987, 3:33 AM CDT

Att. 35,190 - Unknown

livebaseballscorecards.com

AB	46
R	13
H	19
RBI	13
BB	3
SO	8
LOB	24

WP: 1	PA: 49		
PB: 0			
SB: 0			
CS: 0			

BOTTOM

New York Mets @ Chicago Cubs

Wrigley Field, Chicago, IL

Wed Jun 10 1987, 3:33 AM CDT

Att. 35,190 - Unknown

Batter	1	2	3	4	5	6	7	8	9	AB	R	H	RBI	BB	SO	LOB
23 Ryne Sandberg, R (1, 4) OBP: 0.372, SLG: 0.507 Bob Dernier, R (8, 8) OBP: 0.387, SLG: 0.549	L9		1-3 2B			6-3		F3		3 1	0 0	1 0	0 0	0 0	0 0	0 0
Jerry Mumphrey, S (1, 7) OBP: 0.397, SLG: 0.444 Paul Noce, R (8, 4) OBP: 0.444, SLG: 0.500	K		K			FC3-6 1B		3B 2B		3 1	0 1	1 1	0 0	0 0	2 0	2 0
Andre Dawson, R (1, 9) OBP: 0.336, SLG: 0.612 Brian Dayett, R (4, PR) (5, 9) OBP: 0.493, SLG: 0.721	6-3			1B 1B		K		2-H 3B		2 2	0 0	1 1	0 1	0 0	0 1	0 1
Leon Durham, L (1, 3) OBP: 0.371, SLG: 0.552		F8		G6-4-3 1B		FC3-6 1-2f		K		4	0	1	0	0	1	2
Jody Davis, R (1, 2) OBP: 0.338, SLG: 0.471 Jim Sundberg, R (7, 2) OBP: 0.372, SLG: 0.400		F9		K			K		E HBP	2 1	0 0	0 0	0 0	0 0	1 1	2 0
Keith Moreland, R (1, 5) OBP: 0.269, SLG: 0.397		1-3		G6-4-3 1-2f			K		E4 1-3 1-3	4	0	0	0	0	1	3
Shawon Dunston, R (1, 6) OBP: 0.264, SLG: 0.388			5-3		K		HR		1-3 1-2	4	1	1	1	0	1	2
Dave Martinez, L (1, 8) OBP: 0.373, SLG: 0.318 (8, 7)			P4		F9		F8		G4-3 BB	3	0	0	0	1	0	0
Scott Sanderson, R (1, 1) OBP: 0.211, SLG: 0.294 Mike Mason, L (3, 1) OBP: 0.167, SLG: 0.167 Ed Lynch, R (7, 1) OBP: 0.111, SLG: 0.111 Gary Matthews, R (8, PH) OBP: 0.370, SLG: 0.360 Drew Hall, L (9, 1) Manny Trillo, R (9, PH) OBP: 0.303, SLG: 0.427			23 2B 1B					K	G4-3 1-2f	0 2 0 1 0 1	0 0 0 0 0 0	0 1 0 0 0 0	0 0 0 0 0 0	0 0 0 1 0 0	0 0 0 0 0 0	0 0 0 0 0 3
Inning Stats	R: 0 E: 0 K: 1 S: 5 H: 0 LOB: 0 BB: 0 P: 5	R: 0 E: 0 K: 0 S: 3 H: 0 LOB: 0 BB: 0 P: 3	R: 0 E: 0 K: 1 S: 7 H: 2 LOB: 2 BB: 0 P: 7	R: 0 E: 0 K: 1 S: 6 H: 2 LOB: 2 BB: 0 P: 6	R: 0 E: 0 K: 2 S: 7 H: 0 LOB: 0 BB: 0 P: 7	R: 0 E: 0 K: 1 S: 6 H: 1 LOB: 1 BB: 0 P: 6	R: 1 E: 0 K: 2 S: 8 H: 1 LOB: 0 BB: 0 P: 8	R: 1 E: 0 K: 2 S: 9 H: 2 LOB: 1 BB: 0 P: 9	R: 0 E: 1 K: 0 S: 3 H: 0 LOB: 2 BB: 1 P: 8	1B: 4 2B: 2 3B: 1 HR: 1	SF: 0 SAC: 0 DP: 2 HBP: 1			WP: 0 PB: 0 SB: 0 CS: 0		PA: 36	

livebaseballscorecards.com

	AB	34
	R	2
	H	8
	RBI	2
	BB	1
	SO	10
	LOB	15

PITCHER		IP	WLS	BF	H	R	ER	SO	BB	IBB	HBP	BLK	WP	HR	S	P	ERA	WHIP
Dwight Gooden, R ERA: 1.84	(1, 1)	8.0	W	31	8	2	2	10	0	0	0	0	0	1	51	51	2.25	1.000
Doug Sisk, R ERA: 3.82	(9, 1)	1.0		5	0	0	0	0	1	0	1	0	0	0	3	8	0.00	1.000

PITCHER	IP	WLS	BF	H	R	ER	SO	BB	IBB	HBP	BLK	WP	HR	S	P	ERA	WHIP

New York Mets @ Pittsburgh Pirates

Three Rivers Stadium, Pittsburgh, PA

Fri Jun 12 1987, 7:05 PM EDT

Att. 27,465 - Unknown

TOP

livebaseballscorecards.com

Batter	1	2	3	4	5	6	7	8	9	AB	R	H	RBI	BB	SO	LOB
Lenny Dykstra, L (1, 8) OBP: 0.376, SLG: 0.524	F8 E 2B		F8		F8	HR IBB		BB 1B		4	2	2	0	1	0	0
Tim Teufel, R (1, 4) OBP: 0.429, SLG: 0.573	F8 2-3		5-3		2B 1B	1-H 2-H 3-H HR		K		5	2	2	4	0	1	2
Keith Hernandez, L (1, 3) OBP: 0.383, SLG: 0.465	E4 3-H		4-3		1-H 2B	1B 1B		BBBB G5-4-3 BB 1-2		4	0	2	2	1	0	0
Gary Carter, R (1, 2) OBP: 0.316, SLG: 0.403	F9			BBBB 2B SF8 BB	F3	1-2 1B		G5-4-3 1-2f		4	1	1	0	1	0	4
Darryl Strawberry, L (1, 9) OBP: 0.392, SLG: 0.606	G3			1-3 HR 2B	F7	F7			4-3	5	1	1	0	0	0	4
Kevin McReynolds, R (1, 7) OBP: 0.323, SLG: 0.483		HR		SF8 3-H		SH1-4 1B HR 1B	BBBB 5-3 BB		3-1	3	2	2	2	1	0	0
Howard Johnson, S (1, 5) OBP: 0.340, SLG: 0.465		F9		2-H HR	SSS K	F5			G3	5	1	1	2	0	1	2
Rafael Santana, R (1, 6) OBP: 0.323, SLG: 0.354		6-3		1-3		1-2 HR SH1-4 1B	5-3 1-2			4	1	1	0	0	0	1
Sid Fernandez, L (1, 1) OBP: 0.231, SLG: 0.292		3-1		1-3		SH1-4 1-2 2-3	6-3			3	0	0	0	0	0	1
Roger McDowell, R (9, 1) OBP: 0.500, SLG: 0.667										0	0	0	0	0	0	0

AB	37
R	10
H	12
RBI	10
BB	4
SO	2
LOB	14

Inning Stats	1	2	3	4	5	6	7	8	9
	R: 1 E: 1 K: 0 S: 5	R: 1 E: 0 K: 0 S: 4	R: 0 E: 0 K: 0 S: 3	R: 3 E: 0 K: 0 S: 5	R: 1 E: 0 K: 0 S: 5	R: 4 E: 0 K: 1 S: 10	R: 0 E: 0 K: 0 S: 3	R: 0 E: 0 K: 1 S: 5	R: 0 E: 0 K: 0 S: 3
	H: 1 LOB: 1 BB: 0 P: 5	H: 1 LOB: 0 BB: 0 P: 4	H: 0 LOB: 0 BB: 0 P: 3	H: 2 LOB: 0 BB: 1 P: 9	H: 2 LOB: 1 BB: 0 P: 5	H: 5 LOB: 2 BB: 1 P: 14	H: 0 LOB: 1 BB: 1 P: 7	H: 1 LOB: 1 BB: 1 P: 9	H: 0 LOB: 0 BB: 0 P: 3

1B: 6 2B: 3 3B: 0 HR: 3 SF: 1 SAC: 1 DP: 1 HBP: 0

WP: 0 PB: 0 SB: 0 CS: 0 PA: 43

PITCHER		IP	WLS	BF	H	R	ER	SO	BB	IBB	HBP	BLK	WP	HR	S	P	ERA	WHIP
Rick Reuschel, R ERA: 2.61	(1, 1)	5.0	L	23	6	6	6	0	1	0	0	0	0	2	22	26	10.80	1.400
Bob Walk, R ERA: 4.93	(6, 1)	2.0		13	5	4	4	1	1	1	0	0	0	1	13	21	18.00	3.000
Dave Johnson, R ERA: 4.5	(8, 1)	2.0		7	1	0	0	1	1	0	0	0	0	0	8	12	0.00	1.000

PITCHER	IP	WLS	BF	H	R	ER	SO	BB	IBB	HBP	BLK	WP	HR	S	P	ERA	WHIP

BOTTOM

Batter	1	2	3	4	5	6	7	8	9	AB	R	H	RBI	BB	SO	LOB
Barry Bonds, L (1, 8) OBP: 0.346, SLG: 0.483	K		3-1			BB, 1B 1B		SF7 3B		4	1	2	0	0	1	0
Bobby Bonilla, S (1, 9) John Cangelosi, S (8, PH) (9, 9) OBP: 0.326, SLG: 0.395 OBP: 0.512, SLG: 0.240	6-3			F8		K		F4		3 1	0 0	0 0	0 0	0 0	1 0	1 1
Johnny Ray, S (1, 4) OBP: 0.298, SLG: 0.350	F4			1B		BB 1-2 1B		SF7 3-H		3	0	2	1	0	0	0
Mike Diaz, R (1, 7) OBP: 0.311, SLG: 0.598		HR		F4		F9		F8		4	1	1	1	0	0	3
Jim Morrison, R (1, 5) OBP: 0.293, SLG: 0.415		F7		F8		BB 1-2 2-3			6-3	3	0	0	0	1	0	1
Sid Bream, L (1, 3) OBP: 0.376, SLG: 0.513		F8			F8	4-3			4-3 BB	3	0	0	0	1	0	3
Junior Ortiz, R (1, 2) Michael LaValliere, L (9, PH) OBP: 0.276, SLG: 0.268 OBP: 0.381, SLG: 0.362		5-3			1-3 1B		K		4-3 1-2	3 1	0 0	1 0	0 0	0 0	1 0	0 1
Rafael Belliard, R (1, 6) OBP: 0.292, SLG: 0.272			K		1-3 1-2		F8		BB	3	0	0	0	1	1	1
Rick Reuschel, R (1, 1) Butch Davis, R (5, PH) Bob Walk, R (6, 1) Al Pedrique, R (7, PH) Dave Johnson, R (8, 1) R.J. Reynolds, S (9, PH) OBP: 0.219, SLG: 0.355 OBP: 0.333, SLG: 0.333 OBP: 0.238, SLG: 0.158 OBP: 0.353, SLG: 0.440			K		K		K		K	1 1 0 1 0 1	0 0 0 0 0 0	0 0 0 0 0 1	0 0 0 0 0 1	0 1 0 0 0 0	1 1 0 1 0 2	0 1 0 0 0 2
Inning Stats	R: 0 E: 0 K: 1 S: 5 H: 0 LOB: 0 BB: 0 P: 5	R: 1 E: 0 K: 0 S: 4 H: 1 LOB: 0 BB: 0 P: 4	R: 0 E: 0 K: 2 S: 7 H: 0 LOB: 0 BB: 0 P: 7	R: 0 E: 0 K: 0 S: 4 H: 1 LOB: 1 BB: 0 P: 4	R: 0 E: 0 K: 1 S: 6 H: 1 LOB: 1 BB: 0 P: 6	R: 0 E: 0 K: 1 S: 7 H: 2 LOB: 3 BB: 1 P: 11	R: 0 E: 0 K: 2 S: 7 H: 0 LOB: 0 BB: 0 P: 7	R: 1 E: 0 K: 0 S: 4 H: 1 LOB: 0 BB: 0 P: 4	R: 0 E: 0 K: 1 S: 5 H: 0 LOB: 2 BB: 2 P: 13	1B: 4 2B: 0 3B: 1 HR: 1 SF: 1 SAC: 0 DP: 0 HBP: 0						

PITCHER	IP	WLS	BF	H	R	ER	SO	BB	IBB	HBP	BLK	WP	HR	S	P	ERA	WHIP
Sid Fernandez, L (1, 1) ERA: 2.17	8.0	W	31	6	2	2	7	1	0	0	0	0	1	44	48	2.25	0.875
Roger McDowell, R (9, 1) ERA: 5.68	1.0		5	0	0	0	1	2	0	0	0	0	0	5	13	0.00	2.000

PITCHER	IP	WLS	BF	H	R	ER	SO	BB	IBB	HBP	BLK	WP	HR	S	P	ERA	WHIP

New York Mets @ Pittsburgh Pirates

Three Rivers Stadium, Pittsburgh, PA

Fri Jun 12 1987, 7:05 PM EDT

Att. 27,465 - Unknown

livebaseballscorecards.com

AB	32
R	2
H	6
RBI	2
BB	3
SO	8
LOB	14

WP: 0	PA: 36		
PB: 0			
SB: 0			
CS: 0			

Batter	1	2	3	4	5	6	7	8	9	AB	R	H	RBI	BB	SO	LOB
Mookie Wilson, S (1, 8) OBP: 0.371, SLG: 0.552	BBBB 4-0 G6-4-3 BB		x 0-0 ① F8	x 0-0 ③ 1-3			SSS 0-3 ① K		x 0-0 ② 4-3	4	0	0	0	1	1	1
Tim Teufel, R (1, 4) OBP: 0.427, SLG: 0.570	x 0-0 ① ② G6-4-3 1-2f		x 0-0 1B 2B		x 0-0 ① F7		x 0-0 ② F8		BBBB 4-0 BB	4	1	1	0	1	0	1
Keith Hernandez, L (1, 3) OBP: 0.379, SLG: 0.459	SSS 0-3 ③ K		x 0-0 2-H HR 1B		x 0-0 ② F7		x 0-0 ③ 4-3		x 0-0 ③ F7	5	1	1	1	0	1	1
Gary Carter, R (1, 2) OBP: 0.319, SLG: 0.418		x 0-0 ① 5-3	x 0-0 1-H HR		BBBB 4-0 FC5-4 BB			x 0-0 ① F3		3	1	1	2	1	0	0
Darryl Strawberry, L (1, 9) OBP: 0.395, SLG: 0.606 Lee Mazzilli, S (2, PR) OBP: 0.414, SLG: 0.592 (2, 9)		H 1-0 2B HBP	x 0-0 ② 5-3		x 0-0 ③ FC5-4 1-2f			x 0-0 CS 1B		0 3	0 0	0 1	0 0	0 0	0 0	0 1
Kevin McReynolds, R (1, 7) OBP: 0.326, SLG: 0.485		x 0-0 1-3 2B	x 0-0 ③ F8			x 0-0 ① F7		BBBB 4-0 ② 1B 1-2 BB		3	0	1	0	1	0	0
Howard Johnson, S (1, 5) OBP: 0.338, SLG: 0.461 (8, 6)		SSS 0-3 ② K		SSS 0-3 ① K		x 0-0 E6		x 0-0 1-3 1B		4	0	1	0	0	2	3
Rafael Santana, R (1, 6) OBP: 0.323, SLG: 0.349 Dave Magadan, L (8, PH) OBP: 0.360, SLG: 0.440 (8, 5)		BBBB 4-0 BB		x 0-0 ② 1-3		x 0-0 ② F3		x 0-0 ③ G3		2 1	0 0	0 0	0 0	1 0	0 0	1 2
Ron Darling, R (1, 1) OBP: 0.192, SLG: 0.280 Randy Myers, L (7, 1) OBP: 0.500, SLG: 0.500 Roger McDowell, R (8, 1) OBP: 0.500, SLG: 0.667 Lenny Dykstra, L (9, PH) OBP: 0.374, SLG: 0.521		x 0-0 ③ 1-3		x 0-0 1B		SSS 0-3 ③ K			x 0-0 ① B1-3	3 0 0 1	0 0 0 0	1 0 0 0	0 0 0 0	1 0 0 0	0 0 0 0	4 0 0 0
Inning Stats	R: 0 H: 0 E: 0 LOB: 0 K: 1 BB: 1 S: 4 P: 8	R: 0 H: 1 E: 0 LOB: 3 K: 1 BB: 1 S: 6 P: 11	R: 3 H: 3 E: 0 LOB: 0 K: 0 BB: 0 S: 6 P: 6	R: 0 H: 1 E: 0 LOB: 1 K: 1 BB: 0 S: 6 P: 6	R: 0 H: 0 E: 0 LOB: 1 K: 0 BB: 1 S: 3 P: 7	R: 0 H: 0 E: 1 LOB: 0 K: 1 BB: 0 S: 6 P: 6	R: 0 H: 0 E: 0 LOB: 0 K: 1 BB: 0 S: 5 P: 5	R: 0 H: 2 E: 0 LOB: 2 K: 0 BB: 1 S: 4 P: 8	R: 0 H: 0 E: 0 LOB: 1 K: 0 BB: 1 S: 3 P: 7	1B: 4 2B: 2 3B: 0 HR: 1	SF: 0 SAC: 0 DP: 1 HBP: 1					

PITCHER		IP	WLS	BF	H	R	ER	SO	BB	IBB	HBP	BLK	WP	HR	S	P	ERA	WHIP
Bob Kipper, L ERA: 5.43	(1, 1)	7.0		30	5	3	3	5	3	0	1	0	0	1	36	49	3.86	1.143
Don Robinson, R ERA: 3.77	(8, 1)	2.0	W	9	2	0	0	0	2	0	0	0	0	0	7	15	0.00	2.000

PITCHER	IP	WLS	BF	H	R	ER	SO	BB	IBB	HBP	BLK	WP	HR	S	P	ERA	WHIP

TOP

New York Mets @ Pittsburgh Pirates

Three Rivers Stadium, Pittsburgh, PA

Sat Jun 13 1987, 3:33 AM EDT

Att. 26,894 - Unknown

livebaseballscorecards.com

AB	33
R	3
H	7
RBI	3
BB	5
SO	5
LOB	14

WP: 0	PA: 39		
PB: 0			
SB: 0			
CS: 1			

New York Mets @ Pittsburgh Pirates

Three Rivers Stadium, Pittsburgh, PA

Sat Jun 13 1987, 3:33 AM EDT

Att. 26,894 - Unknown

livebaseballscorecards.com

BOTTOM

Batter	1	2	3	4	5	6	7	8	9	AB	R	H	RBI	BB	SO	LOB
Barry Bonds, L (1, 7) OBP: 0.344, SLG: 0.479	K		F9		L3		S 1B			4	0	1	0	0	1	2
Andy Van Slyke, L (1, 8) OBP: 0.328, SLG: 0.477	S E BB		G6-3 1B		E1 S		F7			3	1	1	0	1	0	3
Johnny Ray, S (1, 4) OBP: 0.301, SLG: 0.357	E8 4-3 2B		G6-3		K			SH2-3 1B		4	2	2	1	0	1	3
Sid Bream, L (1, 3) OBP: 0.371, SLG: 0.505	4-3			K	K	K		SH2-3		3	0	0	1	0	2	0
Jim Morrison, R (1, 5) OBP: 0.292, SLG: 0.409	K			L9	K	K		1B IBB		3	0	0	0	1	2	0
R.J. Reynolds, S (1, 9) OBP: 0.357, SLG: 0.450		2B		K	F7			BB		4	0	2	1	0	1	0
Michael LaValliere, L (1, 2) OBP: 0.383, SLG: 0.364 Mike Diaz, R (6, 2) OBP: 0.314, SLG: 0.591	L7				FC1-6 1B	L6		G6-3 BB		2 1	0 0	1 0	0 0	0 1	0 0	1 0
Rafael Belliard, R (1, 6) OBP: 0.291, SLG: 0.266	F7				FC1-6 1B E	1B S BB		G6-3		3	1	0	0	1	0	5
Bob Kipper, R (1, 1) OBP: 0.350, SLG: 0.450 Bobby Bonilla, S (7, PH) OBP: 0.324, SLG: 0.392 Don Robinson, R (8, 1)	6-3				E 1B	F6				2 1 0	0 0 0	1 0 0	0 0 0	0 0 0	0 0 0	1 1 0
Inning Stats	R: 2 E: 1 K: 2 S: 8 H: 1 LOB: 0 BB: 1 P: 12	R: 0 E: 0 K: 0 S: 4 H: 1 LOB: 1 BB: 0 P: 4	R: 0 E: 0 K: 0 S: 3 H: 1 LOB: 0 BB: 0 P: 3	R: 0 E: 0 K: 2 S: 7 H: 0 LOB: 0 BB: 0 P: 7	R: 1 E: 1 K: 1 S: 8 H: 2 LOB: 2 BB: 0 P: 8	R: 0 E: 0 K: 2 S: 7 H: 0 LOB: 0 BB: 0 P: 7	R: 0 E: 0 K: 0 S: 4 H: 1 LOB: 2 BB: 1 P: 8	R: 1 E: 0 K: 0 S: 4 H: 2 LOB: 2 BB: 2 P: 12		1B: 6 2B: 2 3B: 0 HR: 0 SF: 0 SAC: 1 DP: 2 HBP: 0						

	AB	30
	R	4
	H	8
	RBI	3
	BB	4
	SO	7
	LOB	16

WP: 0 PB: 0 SB: 4 CS: 0 PA: 35

PITCHER		IP	WLS	BF	H	R	ER	SO	BB	IBB	HBP	BLK	WP	HR	S	P	ERA	WHIP
Ron Darling, R ERA: 5.0	(1, 1)	6.2		27	5	3	1	7	2	0	0	0	0	0	39	47	1.35	1.050
Randy Myers, L ERA: 7.36	(7, 1)	0.2	L	6	3	1	1	0	0	1	0	0	0	0	5	9	13.50	4.500
Roger McDowell, R ERA: 5.54	(8, 1)	0.2		2	0	0	0	0	1	0	0	0	0	0	1	5	0.00	1.500

PITCHER	IP	WLS	BF	H	R	ER	SO	BB	IBB	HBP	BLK	WP	HR	S	P	ERA	WHIP

New York Mets @ Pittsburgh Pirates

Three Rivers Stadium, Pittsburgh, PA

Sun Jun 14 1987, 3:33 AM EDT

Att. 30,477 - Unknown

TOP

livebaseballscorecards.com

Batter	1	2	3	4	5	6	7	8	9	AB	R	H	RBI	BB	SO	LOB
Lenny Dykstra, L (1, 8) OBP: 0.369, SLG: 0.509	G3		K	K		BB			3-1	4	0	0	0	1	2	1
Tim Teufel, R (1, 4) OBP: 0.418, SLG: 0.548	BB HBP		F6		E3 2B	K			6-3	4	1	0	0	0	1	1
Keith Hernandez, L (1, 3) OBP: 0.381, SLG: 0.478	F7			HR	1-H HR 2B		4-3			4	2	2	2	0	0	1
Darryl Strawberry, L (1, 9) OBP: 0.401, SLG: 0.628	1-2 BB			1B 2B	2-H HR		K			3	2	2	2	1	1	0
Kevin McReynolds, R (1, 7) OBP: 0.329, SLG: 0.483	6-3			1B 3B BB	G1-4-3 1B		5-3			3	1	1	0	1	0	2
Howard Johnson, S (1, 5) OBP: 0.336, SLG: 0.454		L4 BB		F2	F5			F7		3	0	0	0	1	0	3
Barry Lyons, R (1, 2) OBP: 0.273, SLG: 0.365		L4 1-2		3B 1-3 2-H 1B	G1-4-3 1-2f			K		4	1	1	1	0	1	2
Rafael Santana, R (1, 6) OBP: 0.321, SLG: 0.360		K		3B 1-H 3-H		K		G3		4	0	1	2	0	2	0
John Mitchell, R (1, 1)			4-3	K		K			F3	1	0	0	0	0	0	0
Jeff Innis, R (3, 1)										1	0	0	0	0	1	1
Doug Sisk, R (4, 1)										1	0	0	0	0	1	0
Bill Almon, R (9, PH) OBP: 0.222, SLG: 0.206										1	0	0	0	0	0	0
Jesse Orosco, R (9, 1)										0	0	0	0	0	0	0
Inning Stats	R: 0 E: 0 K: 0 S: 3 H: 0 LOB: 2 BB: 1 P: 8	R: 0 E: 0 K: 1 S: 4 H: 0 LOB: 0 BB: 1 P: 8	R: 0 E: 0 K: 1 S: 5 H: 0 LOB: 0 BB: 0 P: 5	R: 4 E: 0 K: 2 S: 11 H: 4 LOB: 1 BB: 1 P: 15	R: 3 E: 1 K: 0 S: 6 H: 3 LOB: 0 BB: 0 P: 6	R: 0 E: 0 K: 3 S: 9 H: 0 LOB: 1 BB: 1 P: 13	R: 0 E: 0 K: 1 S: 5 H: 0 LOB: 0 BB: 0 P: 5	R: 0 E: 0 K: 1 S: 5 H: 0 LOB: 0 BB: 0 P: 5	R: 0 E: 0 K: 0 S: 3 H: 0 LOB: 0 BB: 0 P: 3	1B: 2 2B: 3 3B: 1 HR: 2	SF: 0 SAC: 0 DP: 2 HBP: 1						

	AB	33
	R	7
	H	7
	RBI	7
	BB	4
	SO	9
	LOB	11

WP: 0 PB: 0 SB: 1 CS: 0 PA: 38

PITCHER	IP	WLS	BF	H	R	ER	SO	BB	IBB	HBP	BLK	WP	HR	S	P	ERA	WHIP
Brian Fisher, R (1, 1) ERA: 6.18	4.0	L	21	5	6	5	4	3	0	1	0	0	1	25	38	11.25	2.000
Dorn Taylor, R (5, 1) ERA: 5.36	3.0		11	2	1	1	4	1	0	0	0	0	1	18	22	3.00	1.000
John Smiley, L (8, 1) ERA: 5.7	2.0		6	0	0	0	1	0	0	0	0	0	0	8	8	0.00	0.000

PITCHER	IP	WLS	BF	H	R	ER	SO	BB	IBB	HBP	BLK	WP	HR	S	P	ERA	WHIP

Batter	1	2	3	4	5	6	7	8	9	AB	R	H	RBI	BB	SO	LOB
Barry Bonds, L (1, 7) OBP: 0.337, SLG: 0.468	6-3		FC4-6 CS 1-2f		L1		FC4-6 1-2f		F6	5	0	0	0	0	0	4
Andy Van Slyke, L (1, 8) OBP: 0.332, SLG: 0.475	3-1		CS 1-2	HR 1B	BBB BB		L9			3	1	1	0	1	0	1
Johnny Ray, S (1, 4) OBP: 0.304, SLG: 0.372	FC5-4 1B			1-H HR	F9			4-3		4	1	2	2	0	0	1
Mike Diaz, R (1, 2) OBP: 0.312, SLG: 0.577	FC5-4 1-2f			F8	SSS K			G4-6-3 1B		4	0	1	0	0	1	2
Sid Bream, L (1, 3) OBP: 0.368, SLG: 0.500		4-3		BB 1B		4-3		G4-6-3 1-2f		4	1	1	0	0	0	1
R.J. Reynolds, S (1, 9) OBP: 0.354, SLG: 0.439		5-3		BBB 1B 1-2 BB		1-3			5-3	3	0	0	0	1	0	0
Jim Morrison, R (1, 5) OBP: 0.291, SLG: 0.406		F5		F7		1-3			G1 1B	4	0	1	0	0	0	2
Rafael Belliard, R (1, 6) OBP: 0.292, SLG: 0.268 Bobby Bonilla, S (9, PH) OBP: 0.322, SLG: 0.389			4-3	1-3 2-H 1B			1-3		G1 1-2	3 1	0 0	1 0	1 0	0 0	0 0	0 1
Brian Fisher, R (1, 1) OBP: 0.176, SLG: 0.353 Dorn Taylor, R (5, 1) OBP: 0.143, SLG: 0.143 John Cangelosi, S (7, PH) OBP: 0.518, SLG: 0.255 John Smiley, L (8, 1) OBP: 0.333, SLG: 0.667 Don Robinson, R (9, PH)			FC4-6 1B	SSS K			FC4-6 1B		BBBBB BB	2 0 1 0 0	0 0 0 0 0	1 0 1 0 0	0 0 0 0 0	0 0 0 0 1	1 0 0 0 0	2 0 0 0 0
Inning Stats	R: 0 E: 0 K: 0 S: 4 H: 1 LOB: 1 BB: 0 P: 4	R: 0 E: 0 K: 0 S: 3 H: 0 LOB: 0 BB: 0 P: 3	R: 0 E: 0 K: 0 S: 3 H: 1 LOB: 0 BB: 0 P: 3	R: 3 E: 0 K: 1 S: 9 H: 4 LOB: 2 BB: 1 P: 13	R: 0 E: 0 K: 1 S: 5 H: 0 LOB: 1 BB: 1 P: 9	R: 0 E: 0 K: 0 S: 3 H: 0 LOB: 0 BB: 0 P: 3	R: 0 E: 0 K: 0 S: 4 H: 1 LOB: 1 BB: 0 P: 4	R: 0 E: 0 K: 0 S: 3 H: 1 LOB: 0 BB: 0 P: 3	R: 0 E: 0 K: 0 S: 4 H: 1 LOB: 2 BB: 1 P: 8	1B: 8 2B: 0 3B: 0 HR: 1 SF: 0 SAC: 0 DP: 1 HBP: 0						

PITCHER	IP	WLS	BF	H	R	ER	SO	BB	IBB	HBP	BLK	WP	HR	S	P	ERA	WHIP
John Mitchell, R (1, 1) ERA: 4.4	2.1		8	1	0	0	0	0	0	0	0	0	0	8	8	0.00	0.429
Jeff Innis, R (3, 1) ERA: 6.48	1.0		7	4	3	3	0	1	0	0	0	0	1	6	10	27.00	5.000
Doug Sisk, R (4, 1) ERA: 3.31	4.2	W	17	3	0	0	2	1	0	0	0	0	0	20	24	0.00	0.857
Jesse Orosco, L (9, 1) ERA: 4.97	1.0		5	1	0	0	0	1	0	0	0	0	0	4	8	0.00	2.000

PITCHER	IP	WLS	BF	H	R	ER	SO	BB	IBB	HBP	BLK	WP	HR	S	P	ERA	WHIP

BOTTOM

New York Mets @ Pittsburgh Pirates

Three Rivers Stadium, Pittsburgh, PA

Sun Jun 14 1987, 3:33 AM EDT

Att. 30,477 - Unknown

livebaseballscorecards.com

AB	34
R	3
H	9
RBI	3
BB	3
SO	2
LOB	14

1B: 8 SF: 0 WP: 0 PA: 38
2B: 0 SAC: 0 PB: 0
3B: 0 DP: 1 SB: 0
HR: 1 HBP: 0 CS: 1

Batter	1	2	3	4	5	6	7	8	9	AB	R	H	RBI	BB	SO	LOB
Lenny Dykstra, L (1, 8) OBP: 0.361, SLG: 0.497	1-3		K			F7		K		4	0	0	0	0	2	0
Tim Teufel, R (1, 4) OBP: 0.416, SLG: 0.538	BB		F7			5-3		5-3		2	0	0	0	1	0	0
Bill Almon, R (6, 4) OBP: 0.216, SLG: 0.200										1	0	0	0	0	0	0
Keith Hernandez, L (1, 3) OBP: 0.383, SLG: 0.476	F9			1B		E8			BB	3	0	1	0	1	0	1
Gary Carter, R (1, 2) OBP: 0.314, SLG: 0.409	6-3			F8		F7			F8	4	0	0	0	0	0	4
Darryl Strawberry, L (1, 9) OBP: 0.398, SLG: 0.619		L9		L6			K		1-2 BB	3	0	0	0	1	1	1
Kevin McReynolds, R (1, 7) OBP: 0.332, SLG: 0.488		FC4-6 1B		F8			2B		F8	4	0	2	0	0	0	3
Howard Johnson, S (1, 5) OBP: 0.330, SLG: 0.444		FC4-6 S 1-2f			F7		K		F7	4	0	0	0	0	1	4
Rafael Santana, R (1, 6) OBP: 0.315, SLG: 0.353		K 1-2			5-3		K			3	0	0	0	0	2	2
Dwight Gooden, R (1, 1) OBP: 0.111, SLG: 0.111			F9		6-3			F9		2	0	0	0	0	0	0
Dave Magadan, L (8, PH) OBP: 0.356, SLG: 0.434										1	0	0	0	0	0	0
Jeff Innis, R (8, 1)										0	0	0	0	0	0	0
Inning Stats	R: 0 E: 0 K: 0 S: 3 H: 0 LOB: 1 BB: 1 P: 7	R: 0 E: 0 K: 1 S: 6 H: 1 LOB: 1 BB: 0 P: 6	R: 0 E: 0 K: 1 S: 5 H: 0 LOB: 0 BB: 0 P: 5	R: 0 E: 0 K: 0 S: 4 H: 1 LOB: 1 BB: 0 P: 4	R: 0 E: 0 K: 0 S: 3 H: 0 LOB: 0 BB: 0 P: 3	R: 0 E: 1 K: 0 S: 4 H: 0 LOB: 1 BB: 0 P: 4	R: 0 E: 0 K: 3 S: 10 H: 1 LOB: 1 BB: 0 P: 10	R: 0 E: 0 K: 1 S: 5 H: 0 LOB: 0 BB: 0 P: 5	R: 0 E: 0 K: 0 S: 3 H: 0 LOB: 2 BB: 2 P: 11	1B: 2 2B: 1 3B: 0 HR: 0	SF: 0 SAC: 0 DP: 0 HBP: 0					

PITCHER	IP	WLS	BF	H	R	ER	SO	BB	IBB	HBP	BLK	WP	HR	S	P	ERA	WHIP
Dennis Martinez, R (1, 1) ERA: 1.13	9.0	W	34	3	0	0	6	3	0	0	0	0	0	43	55	0.00	0.667

PITCHER	IP	WLS	BF	H	R	ER	SO	BB	IBB	HBP	BLK	WP	HR	S	P	ERA	WHIP

TOP

New York Mets @ Montreal Expos

Olympic Stadium, Montreal, QB

Mon Jun 15 1987, 7:05 PM EDT

Att. 16,465 - Unknown

livebaseballscorecards.com

AB	31
R	0
H	3
RBI	0
BB	3
SO	6
LOB	15

WP: 0	PA: 34
PB: 0	
SB: 1	
CS: 0	

Batter	1	2	3	4	5	6	7	8	9	AB	R	H	RBI	BB	SO	LOB
Casey Candaele, S (1, 9) (6, 4) OBP: 0.356, SLG: 0.378	BBBB 4-0 FC5-6-4 BB		x 0-0 ② 5-3		x 0-0 ① 6-3		x 0-0 ① F6			3	0	0	0	1	0	0
Herm Winningham, L (1, 8) OBP: 0.377, SLG: 0.514	x 0-0 ① FC5-6-4 4-3 S 1B 1-2f		x 0-0 S 1B		x 0-0 3B 2B		BBBB 4-0 K BB			3	2	2	0	1	0	1
Tim Raines, S (1, 7) OBP: 0.449, SLG: 0.570	x 0-0 ② 4-3 1-3		x 0-0 ③ F9 1-2		SSS 0-3 ② K		SSS 0-3 ②③ K 1-2			4	0	0	0	0	2	4
Tim Wallach, R (1, 5) OBP: 0.352, SLG: 0.527 Mitch Webster, S (6, 9) OBP: 0.362, SLG: 0.400	x 0-0 1B 3-H			x 0-0 E 2B	BBBB 4-0 3B BB			SSS 0-3 ① K		2 1	2 0	2 0	1 0	1 0	0 1	0 0
Hubie Brooks, R (1, 6) OBP: 0.377, SLG: 0.614	x 0-0 ③ F8			x 0-0 E4 2-H 1B	x 0-0 1-H 2-H 3B			x 0-0 2B		4	0	3	2	0	0	1
Andres Galarraga, R (1, 3) OBP: 0.402, SLG: 0.495		x 0-0 G6-4-3 1B		SSS 0-3 ① K	SSS 0-3 ③ K			x 0-0 ② 5-3		4	0	1	0	0	2	3
Vance Law, R (1, 4) (6, 5) OBP: 0.365, SLG: 0.423		x 0-0 ① L9		x 0-0 ② F9		x 0-0 ① 6-3		x 0-0 ③ F3		4	0	0	0	0	0	3
Jeff Reed, L (1, 2) OBP: 0.206, SLG: 0.177		x 0-0 ②③ G6-4-3 1-2f		BBBB 4-0 BB		SSS 0-3 ② K				2	0	0	0	1	1	1
Dennis Martinez, R (1, 1)			SSS 0-3 ① K	x 0-0 ③ F9		SSS 0-3 ③ K				3	0	0	0	0	2	2
Inning Stats	R: 1 E: 0 K: 0 S: 4 H: 1 LOB: 1 BB: 1 P: 8	R: 0 E: 0 K: 0 S: 3 H: 1 LOB: 0 BB: 0 P: 3	R: 0 E: 0 K: 1 S: 6 H: 1 LOB: 1 BB: 0 P: 6	R: 1 E: 1 K: 1 S: 7 H: 2 LOB: 2 BB: 1 P: 11	R: 2 E: 0 K: 2 S: 9 H: 2 LOB: 1 BB: 1 P: 13	R: 0 E: 0 K: 2 S: 7 H: 0 LOB: 0 BB: 0 P: 7	R: 0 E: 0 K: 1 S: 4 H: 0 LOB: 0 BB: 1 P: 8	R: 0 E: 0 K: 1 S: 6 H: 1 LOB: 1 BB: 0 P: 6		1B: 4 2B: 3 3B: 1 HR: 0	SF: 0 SAC: 0 DP: 1 HBP: 0					

BOTTOM

New York Mets @ Montreal Expos

Olympic Stadium, Montreal, QB

Mon Jun 15 1987, 7:05 PM EDT

Att. 16,465 - Unknown

livebaseballscorecards.com

AB	30
R	4
H	8
RBI	3
BB	4
SO	8
LOB	15

WP: 0 PB: 0 SB: 2 CS: 0 PA: 34

PITCHER		IP	WLS	BF	H	R	ER	SO	BB	IBB	HBP	BLK	WP	HR	S	P	ERA	WHIP
Dwight Gooden, R ERA: 2.91	(1, 1)	7.0	L	30	7	4	4	7	4	0	0	0	0	0	40	56	5.14	1.571
Jeff Innis, R ERA: 5.79	(8, 1)	1.0		4	1	0	0	1	0	0	0	0	0	0	6	6	0.00	1.000

PITCHER	IP	WLS	BF	H	R	ER	SO	BB	IBB	HBP	BLK	WP	HR	S	P	ERA	WHIP

Batter	1	2	3	4	5	6	7	8	9	AB	R	H	RBI	BB	SO	LOB
Mookie Wilson, S (1, 8) OBP: 0.366, SLG: 0.537	K	F6		K			K		BB	4	0	0	0	1	3	2
Keith Miller, R (1, 4) OBP: 0.500, SLG: 0.500	K		5-3		F7 S SF9 1B		1B		K	4	1	2	0	0	1	0
Bill Almon, R (8, 4) OBP: 0.211, SLG: 0.194										1	0	0	0	0	1	1
Keith Hernandez, L (1, 3) OBP: 0.385, SLG: 0.476	1B		HR 1B		F7 1-3			F4		4	1	2	0	0	0	1
Gary Carter, R (1, 2) OBP: 0.317, SLG: 0.410	P3		1-2 HR 1B		SF9 3-H			HR	BB	2	2	1	1	1	0	1
Darryl Strawberry, L (1, 9) OBP: 0.396, SLG: 0.626		K	K		K			1-H HR		4	1	1	2	0	3	2
Kevin McReynolds, R (1, 7) OBP: 0.335, SLG: 0.502		2B 1B	1-H 2-H HR			K		5-3		4	2	2	3	0	1	0
Dave Magadan, L (1, 5) OBP: 0.352, SLG: 0.438		1B 1-H 2B	4-3			4-3		F7		4	0	1	1	0	0	0
Rafael Santana, R (1, 6) OBP: 0.314, SLG: 0.350		2-3 1B		K		F9			K	4	0	1	0	0	2	0
Terry Leach, R (1, 1)		K		K			6-3		5-3	4	0	0	0	0	2	2
Roger McDowell, R (9, 1) OBP: 0.500, SLG: 0.667										0	0	0	0	0	0	0

TOP

New York Mets @ Montreal Expos

Olympic Stadium, Montreal, QB

Tue Jun 16 1987, 7:05 PM EDT

Att. 20,132 - Unknown

livebaseballscorecards.com

AB	35
R	7
H	10
RBI	7
BB	2
SO	13
LOB	9

Inning Stats	1	2	3	4	5	6	7	8	9
	R: 0 E: 0 K: 2 S: 8	H: 1 LOB: 1 BB: 0 P: 8	R: 1 E: 0 K: 2 S: 10	H: 3 LOB: 2 BB: 0 P: 10	R: 3 E: 0 K: 1 S: 8	H: 3 LOB: 0 BB: 0 P: 8	R: 0 E: 0 K: 3 S: 9	H: 0 LOB: 0 BB: 0 P: 9	R: 1 E: 0 K: 1 S: 6	H: 1 LOB: 0 BB: 0 P: 6	R: 0 E: 0 K: 1 S: 5	H: 0 LOB: 0 BB: 0 P: 5	R: 0 E: 0 K: 1 S: 5	H: 1 LOB: 1 BB: 0 P: 5	R: 2 E: 0 K: 0 S: 4	H: 1 LOB: 0 BB: 1 P: 8	R: 0 E: 0 K: 2 S: 7	H: 0 LOB: 1 BB: 1 P: 11

1B: 7 2B: 1 3B: 0 HR: 2	SF: 1 SAC: 0 DP: 0 HBP: 0	WP: 0 PB: 0 SB: 1 CS: 0	PA: 38
---	---	---	---

PITCHER		IP	WLS	BF	H	R	ER	SO	BB	IBB	HBP	BLK	WP	HR	S	P	ERA	WHIP
Bob Sebra, R ERA: 4.73	(1, 1)	5.0	L	23	8	5	5	9	0	0	0	0	0	1	41	41	9.00	1.600
Andy McGaffigan, R ERA: 1.87	(6, 1)	2.0		6	1	0	0	2	0	0	0	0	0	0	10	10	0.00	0.500
Bob McClure, L ERA: 4.84	(8, 1)	1.0		5	1	2	2	0	1	0	0	0	0	1	4	8	18.00	2.000
Jeff Parrett, R ERA: 3.18	(9, 1)	1.0		4	0	0	0	2	1	0	0	0	0	0	7	11	0.00	1.000

PITCHER	IP	WLS	BF	H	R	ER	SO	BB	IBB	HBP	BLK	WP	HR	S	P	ERA	WHIP

Batter	1	2	3	4	5	6	7	8	9	AB	R	H	RBI	BB	SO	LOB
Casey Candaele, S (1, 4) OBP: 0.351, SLG: 0.371	K		5-3		6-3			4-3		4	0	0	0	0	1	0
Herm Winningham, L (1, 8) OBP: 0.381, SLG: 0.514	G3		S 1B			4-3			1B 2B 1B	4	1	2	0	0	0	0
Tim Raines, S (1, 7) OBP: 0.450, SLG: 0.568	1B 1B		F7 1-2			6-3			S 1-3 2B 1B	4	1	2	0	0	0	1
Tim Wallach, R (1, 5) OBP: 0.352, SLG: 0.524 Jeff Parrett, R (9, 1) Dave Engle, R (9, PH) OBP: 0.269, SLG: 0.306	1-2 1B		5-3			F4			1-H 3-H 1B 2B	3 0 1	0 0 1	1 0 1	0 0 2	0 0 0	0 0 0	1 0 0
Hubie Brooks, R (1, 6) OBP: 0.358, SLG: 0.581	K			F8			K		5-3	4	0	0	0	0	2	3
Andres Galarraga, R (1, 3) OBP: 0.395, SLG: 0.485		5-3		6-3			L8		K	4	0	0	0	0	1	1
Mitch Webster, S (1, 9) OBP: 0.360, SLG: 0.397		L8		P3			F8		2-H 1B	4	0	1	1	0	0	0
Mike Fitzgerald, R (1, 2) OBP: 0.290, SLG: 0.273		1B			5-3			F2	K	4	0	1	0	0	1	1
Bob Sebra, R (1, 1) OBP: 0.143, SLG: 0.100 Wallace Johnson, S (5, PH) OBP: 0.244, SLG: 0.366 Andy McGaffigan, R (6, 1) Bob McClure, R (8, 1) Tom Foley, L (8, PH) OBP: 0.295, SLG: 0.352 (9, 5)		5-3			6-3			K		1 1 0 0 1	0 0 0 0 0	0 0 0 0 0	0 0 0 0 0	0 0 0 0 1	0 0 0 0 0	1 0 0 0 0
Inning Stats	R: 0 H: 2 E: 0 LOB: 2 K: 2 BB: 0 S: 9 P: 9	R: 0 H: 1 E: 0 LOB: 1 K: 0 BB: 0 S: 4 P: 4	R: 0 H: 1 E: 0 LOB: 1 K: 0 BB: 0 S: 4 P: 4	R: 0 H: 0 E: 0 LOB: 0 K: 0 BB: 0 S: 3 P: 3	R: 0 H: 0 E: 0 LOB: 0 K: 0 BB: 0 S: 3 P: 3	R: 0 H: 0 E: 0 LOB: 0 K: 0 BB: 0 S: 3 P: 3	R: 0 H: 0 E: 0 LOB: 0 K: 1 BB: 0 S: 5 P: 5	R: 0 H: 0 E: 0 LOB: 0 K: 1 BB: 0 S: 5 P: 5	R: 3 H: 4 E: 0 LOB: 1 K: 2 BB: 0 S: 11 P: 11	1B: 7 SF: 0 2B: 1 SAC: 0 3B: 0 DP: 0 HR: 0 HBP: 0						

PITCHER		IP	WLS	BF	H	R	ER	SO	BB	IBB	HBP	BLK	WP	HR	S	P	ERA	WHIP
Terry Leach, R ERA: 2.32	(1, 1)	8.0	W	31	7	3	3	4	0	0	0	0	0	0	39	39	3.38	0.875
Roger McDowell, R ERA: 5.33	(9, 1)	1.0		4	1	0	0	2	0	0	0	0	0	0	8	8	0.00	1.000

PITCHER	IP	WLS	BF	H	R	ER	SO	BB	IBB	HBP	BLK	WP	HR	S	P	ERA	WHIP

BOTTOM

New York Mets @ Montreal Expos

Olympic Stadium, Montreal, QB

Tue Jun 16 1987, 7:05 PM EDT

Att. 20,132 - Unknown

livebaseballscorecards.com

AB	35
R	3
H	8
RBI	3
BB	0
SO	6
LOB	8

1B: 7	SF: 0																	
2B: 1	SAC: 0																	
3B: 0	DP: 0																	
HR: 0	HBP: 0																	

WP: 0	PA: 35																	
PB: 0																		
SB: 2																		
CS: 0																		

Batter	1	2	3	4	5	6	7	8	9	AB	R	H	RBI	BB	SO	LOB
Lenny Dykstra, L (1, 8) OBP: 0.354, SLG: 0.486	F7			G3		F7		K		4	0	0	0	0	1	2
Keith Miller, R (1, 4) OBP: 0.500, SLG: 0.429	G1-6-3, HBP			G4-6-3, 1B		F8		5-3		3	0	1	0	0	0	2
Keith Hernandez, L (1, 3) OBP: 0.380, SLG: 0.470	G1-6-3 1-2f			G4-6-3 1-2f			F7		1B, BB, FC4-6, 1B	3	0	0	0	0	0	2
Clint Hurdle, L (7, 3) OBP: 0.500, SLG: 0.500										1	1	1	0	0	0	0
Gary Carter, R (1, 2) OBP: 0.314, SLG: 0.406		F8			K		BB, 1B		L8	2	0	0	0	0	1	0
Barry Lyons, R (5, 2) OBP: 0.281, SLG: 0.370										2	0	1	0	0	0	1
Darryl Strawberry, L (1, 9) OBP: 0.399, SLG: 0.623		6-3			5-3, BB		1-2, BB		FC4-6, 1B, 1-2, BB	1	0	0	0	2	0	0
Randy Myers, L (7, 1) OBP: 0.500, SLG: 0.500										0	0	0	0	0	0	0
Bill Almon, R (9, PH) OBP: 0.231, SLG: 0.194										0	0	0	0	1	0	0
Kevin McReynolds, R (1, 7) OBP: 0.332, SLG: 0.498		L8			5-3 1-2		F2		FC4-6 1-2 2-3	2	0	0	0	0	0	1
Jeff Innis, R (5, 1)										0	0	0	0	0	0	0
Mookie Wilson, S (7, PH) OBP: 0.367, SLG: 0.536										2	0	1	0	0	0	2
(7, 9)																
Howard Johnson, S (1, 6) OBP: 0.325, SLG: 0.436			F8		K		F5		FC4-6 1-2f 2-3 3-H	4	0	0	1	0	1	5
Dave Magadan, L (1, 5) OBP: 0.347, SLG: 0.429			4-3			6-3		G3, 1B	L8	4	0	1	0	0	0	2
Sid Fernandez, L (1, 1) OBP: 0.222, SLG: 0.280			K			BB		G3 1-2		1	0	0	0	0	1	0
Lee Mazzilli, S (5, 7) OBP: 0.417, SLG: 0.580										1	0	0	0	1	0	1
Inning Stats	R: 0 E: 0 K: 0 S: 2 H: 0 LOB: 0 BB: 0 P: 3	R: 0 E: 0 K: 0 S: 3 H: 0 LOB: 0 BB: 0 P: 3	R: 0 E: 0 K: 1 S: 5 H: 0 LOB: 0 BB: 0 P: 5	R: 0 E: 0 K: 0 S: 3 H: 1 LOB: 0 BB: 0 P: 3	R: 0 E: 0 K: 2 S: 7 H: 0 LOB: 1 BB: 1 P: 11	R: 0 E: 0 K: 0 S: 3 H: 0 LOB: 1 BB: 1 P: 7	R: 0 E: 0 K: 0 S: 4 H: 1 LOB: 2 BB: 1 P: 8	R: 0 E: 0 K: 1 S: 6 H: 1 LOB: 1 BB: 0 P: 6	R: 1 E: 0 K: 0 S: 5 H: 2 LOB: 2 BB: 1 P: 9	1B: 5 2B: 0 3B: 0 HR: 0 SF: 0 SAC: 0 DP: 2 HBP: 1						

PITCHER	IP	WLS	BF	H	R	ER	SO	BB	IBB	HBP	BLK	WP	HR	S	P	ERA	WHIP
Bryn Smith, R (1, 1) ERA: 4.87	9.0	W	35	5	1	1	4	4	0	1	0	0	0	38	55	1.00	1.000

PITCHER	IP	WLS	BF	H	R	ER	SO	BB	IBB	HBP	BLK	WP	HR	S	P	ERA	WHIP

TOP

New York Mets @ Montreal Expos

Olympic Stadium, Montreal, QB

Wed Jun 17 1987, 7:05 PM EDT

Att. 15,364 - Unknown

livebaseballscorecards.com

AB	30
R	1
H	5
RBI	1
BB	4
SO	4
LOB	18

WP: 0 PB: 0 SB: 0 CS: 0 PA: 35

New York Mets @ Montreal Expos

Olympic Stadium, Montreal, QB

Wed Jun 17 1987, 7:05 PM EDT

Att. 15,364 - Unknown

BOTTOM

Batter	1	2	3	4	5	6	7	8	9	AB	R	H	RBI	BB	SO	LOB
Reid Nichols, R (1, 8) (8, 7) OBP: 0.324, SLG: 0.429	5-3	K		E8 1-H 3-H 1B		K				4	1	1	1	0	2	0
Mitch Webster, S (1, 9) OBP: 0.355, SLG: 0.391	L5	F5		F8			6-3			4	0	0	0	0	0	0
Tim Raines, S (1, 7) OBP: 0.446, SLG: 0.566 Herm Winningham, L (8, 8) OBP: 0.381, SLG: 0.514	5-3		L8	2B			L7			4 0	0 0	1 0	0 0	0 0	0 0	0 0
Tim Wallach, R (1, 5) OBP: 0.351, SLG: 0.519		2B 1B 1B	F4	F6			1-3			4	1	1	0	0	0	1
Hubie Brooks, R (1, 6) OBP: 0.357, SLG: 0.571 Tom Foley, L (6, 6) OBP: 0.292, SLG: 0.348		2B 1-2 HR 1B	K		K			K		3 1	1 0	1 0	0 0	0 0	2 1	0 0
Andres Galarraga, R (1, 3) OBP: 0.392, SLG: 0.486		HR 1-3 2-H 2B		L7	3-1			K		4	1	1	1	0	1	0
Vance Law, R (1, 4) OBP: 0.368, SLG: 0.422		HR BB		S SF 1B	F2			F8		3	2	1	0	1	0	0
Mike Fitzgerald, R (1, 2) OBP: 0.299, SLG: 0.310		1-H 2-H 3-H HR		SF S 1-2 1B 1B		4-3				3	2	2	4	0	0	0
Bryn Smith, R (1, 1) OBP: 0.222, SLG: 0.313		K		SF 1B 1-3 2-H E		K				2	1	0	1	0	2	0
Inning Stats	R: 0 H: 0 E: 0 LOB: 0 K: 0 BB: 0 S: 3 P: 3	R: 5 H: 4 E: 0 LOB: 0 K: 2 BB: 1 S: 11 P: 15	R: 0 H: 0 E: 0 LOB: 0 K: 1 BB: 0 S: 5 P: 5	R: 4 H: 4 E: 2 LOB: 1 K: 0 BB: 0 S: 8 P: 8	R: 0 H: 0 E: 0 LOB: 0 K: 1 BB: 0 S: 5 P: 5	R: 0 H: 0 E: 0 LOB: 0 K: 2 BB: 0 S: 7 P: 7	R: 0 H: 0 E: 0 LOB: 0 K: 0 BB: 0 S: 3 P: 3	R: 0 H: 0 E: 0 LOB: 0 K: 2 BB: 0 S: 7 P: 7		1B: 5 SF: 1 2B: 2 SAC: 0 3B: 0 DP: 0 HR: 1 HBP: 0				WP: 0 PA: 34 PB: 0 SB: 2 CS: 0		

livebaseballscorecards.com

	AB	32
	R	9
	H	8
	RBI	7
	BB	1
	SO	8
	LOB	1

PITCHER		IP	WLS	BF	H	R	ER	SO	BB	IBB	HBP	BLK	WP	HR	S	P	ERA	WHIP
Sid Fernandez, L ERA: 2.79	(1, 1)	4.0	L	22	8	9	7	3	1	0	0	0	0	1	27	31	15.75	2.250
Jeff Innis, R ERA: 4.76	(5, 1)	2.0		6	0	0	0	3	0	0	0	0	0	0	12	12	0.00	0.000
Randy Myers, L ERA: 6.64	(7, 1)	2.0		6	0	0	0	2	0	0	0	0	0	0	10	10	0.00	0.000

PITCHER	IP	WLS	BF	H	R	ER	SO	BB	IBB	HBP	BLK	WP	HR	S	P	ERA	WHIP

Batter	1	2	3	4	5	6	7	8	9	AB	R	H	RBI	BB	SO	LOB
Mookie Wilson, S (1, 8) OBP: 0.374, SLG: 0.538	K	4-3			S, 3B, 1B	G6-4-3, 1-2, 3-H, 1B		WP, S, 1B		5	1	3	1	0	1	0
Keith Miller, R (1, 4) OBP: 0.538, SLG: 0.667	1B, HR, 1B		6-3, S, 1B		1-H, FC4-2, 3B	G6-4-3, 1-2f		K, 1-3		5	1	3	1	0	1	3
Keith Hernandez, L (1, 3) OBP: 0.377, SLG: 0.464	1-3, HR, 1B		K, 1-2		FC4-2, HR, 3-H		K	4-3		5	2	1	0	0	2	4
Gary Carter, R (1, 2) OBP: 0.312, SLG: 0.415	F4		6-3, 2-3		1-H, HR		F4		1-3	5	1	1	2	0	0	3
Darryl Strawberry, L (1, 9) OBP: 0.403, SLG: 0.657	1-H, 3-H, HR		F7		2B		HR		4-3	5	2	3	4	0	0	1
Kevin McReynolds, R (1, 7) OBP: 0.333, SLG: 0.507	4-3			F7	F9		HR		BB	4	1	1	1	1	0	1
Howard Johnson, S (1, 5) OBP: 0.326, SLG: 0.449		HR		F9		1B, 1B	F9		4-3	5	2	2	1	0	0	1
Rafael Santana, R (1, 6) OBP: 0.312, SLG: 0.348		4-3		6-3		1-3, 1B, 1B		F8		4	0	1	0	0	0	0
Ron Darling, R (1, 1) OBP: 0.185, SLG: 0.269		6-3			4-3	K		F4		1	0	0	0	0	0	0
Lenny Dykstra, L (5, PH) OBP: 0.352, SLG: 0.483										1	0	0	0	0	0	0
Doug Sisk, R (5, 1)										1	0	0	0	0	1	2
Lee Mazzilli, S (8, PH) OBP: 0.410, SLG: 0.569										1	0	0	0	0	0	0
Roger McDowell, R (8, 1) OBP: 0.500, SLG: 0.667										0	0	0	0	0	0	0
Inning Stats	R: 3 E: 0 K: 1 S: 8 H: 3 LOB: 0 BB: 0 P: 8	R: 1 E: 0 K: 0 S: 4 H: 1 LOB: 0 BB: 0 P: 4	R: 0 E: 0 K: 1 S: 6 H: 1 LOB: 1 BB: 0 P: 6	R: 0 E: 0 K: 0 S: 3 H: 0 LOB: 0 BB: 0 P: 3	R: 3 E: 0 K: 0 S: 7 H: 4 LOB: 1 BB: 0 P: 7	R: 1 E: 0 K: 1 S: 7 H: 3 LOB: 1 BB: 0 P: 7	R: 2 E: 0 K: 1 S: 7 H: 2 LOB: 0 BB: 0 P: 7	R: 0 E: 0 K: 1 S: 7 H: 1 LOB: 2 BB: 0 P: 7	R: 0 E: 0 K: 0 S: 3 H: 0 LOB: 1 BB: 1 P: 7	1B: 8 2B: 1 3B: 1 HR: 5 SF: 0 SAC: 0 DP: 1 HBP: 0						

PITCHER	IP	WLS	BF	H	R	ER	SO	BB	IBB	HBP	BLK	WP	HR	S	P	ERA	WHIP
Neal Heaton, L (1, 1) ERA: 4.22	4.2	L	23	9	7	7	2	0	0	0	0	0	3	27	27	13.50	1.929
Andy McGaffigan, R (5, 1) ERA: 2.01	1.1		6	3	1	1	1	0	0	0	0	0	0	8	8	6.75	2.250
Jeff Parrett, R (7, 1) ERA: 4.7	2.0		10	3	2	2	2	0	0	0	0	1	2	14	14	9.00	1.500
Tim Burke, R (9, 1) ERA: 1.62	1.0		4	0	0	0	0	1	0	0	0	0	0	3	7	0.00	1.000

PITCHER	IP	WLS	BF	H	R	ER	SO	BB	IBB	HBP	BLK	WP	HR	S	P	ERA	WHIP

New York Mets @ Montreal Expos

Olympic Stadium, Montreal, QB

Thu Jun 18 1987, 7:05 PM EDT

Att. 19,313 - Unknown

TOP

livebaseballscorecards.com

AB	42
R	10
H	15
RBI	10
BB	1
SO	5
LOB	15

WP: 1 PA: 43
PB: 0
SB: 3
CS: 0

BOTTOM

New York Mets @ Montreal Expos

Olympic Stadium, Montreal, QB

Thu Jun 18 1987, 7:05 PM EDT

Att. 19,313 - Unknown

livebaseballscorecards.com

Batter	1	2	3	4	5	6	7	8	9	AB	R	H	RBI	BB	SO	LOB
Casey Candaele, S (1, 4) OBP: 0.344, SLG: 0.363	B4-3	L4		P3		3-1		FC4-6 1-2f		5	0	0	0	0	0	2
Herm Winningham, L (1, 8) OBP: 0.382, SLG: 0.504	BB E BB BB		K	2-H S 1B			6-3		K	4	1	1	1	1	2	0
Tim Raines, S (1, 7) OBP: 0.450, SLG: 0.571	E4 BB BB 1-2 FC5		S 2B BB	K 1-2			HR 2B		G6-4-3 1B	4	3	2	0	1	1	2
Tim Wallach, R (1, 5) OBP: 0.359, SLG: 0.540	FC5 BB 1-2 2-3 BB		1-H 2B		4-3 1B		2-H HR		G6-4-3 1-2f	4	1	3	3	1	0	1
Hubie Brooks, R (1, 6) OBP: 0.352, SLG: 0.550	FC5 1-2 2-3 3-H BB		F8		K		K			3	0	0	1	1	2	2
Andres Galarraga, R (1, 3) OBP: 0.386, SLG: 0.477	FC5 FC6-4 1-2 2-3f 3-H		K		4-3 1-2		6-3			4	0	0	1	0	1	4
Mitch Webster, S (1, 9) OBP: 0.353, SLG: 0.401	FC6-4 1-2f			HR	4-3			B1-3		4	1	1	1	0	0	3
Mike Fitzgerald, R (1, 2) OBP: 0.305, SLG: 0.310		F8		1-3 1B BB		G4-6-3 1B		F8		3	1	1	0	1	0	0
Neal Heaton, L (1, 1) OBP: 0.283, SLG: 0.300 Andy McGaffigan, R (5, 1) Tom Foley, L (6, PH) OBP: 0.289, SLG: 0.344 Jeff Parrett, R (7, 1) Wallace Johnson, S (8, PH) OBP: 0.262, SLG: 0.366 Tim Burke, R (9, 1)		K		1-3 1-2		G4-6-3 1-2f		FC4-6 BB		2 0 1 0 0 0 0	0 0 0 0 0 0 0	0 0 0 0 0 0 0	0 0 0 0 0 1 0	0 0 0 0 0 0 0	1 0 0 0 0 0 0	1 0 1 0 0 0 0
Inning Stats	R: 2 E: 1 K: 0 S: 4 H: 0 LOB: 2 BB: 3 P: 16	R: 0 E: 0 K: 1 S: 5 H: 0 LOB: 0 BB: 0 P: 5	R: 1 E: 0 K: 2 S: 8 H: 1 LOB: 1 BB: 1 P: 12	R: 2 E: 0 K: 1 S: 7 H: 2 LOB: 1 BB: 1 P: 11	R: 0 E: 0 K: 1 S: 6 H: 1 LOB: 1 BB: 0 P: 6	R: 0 E: 0 K: 0 S: 3 H: 1 LOB: 0 BB: 0 P: 3	R: 2 E: 0 K: 1 S: 7 H: 2 LOB: 0 BB: 0 P: 7	R: 0 E: 0 K: 0 S: 3 H: 0 LOB: 1 BB: 1 P: 7	R: 0 E: 0 K: 1 S: 5 H: 1 LOB: 0 BB: 0 P: 5	1B: 4 2B: 2 3B: 0 HR: 2	SF: 0 SAC: 0 DP: 2 HBP: 0			WP: 0 PB: 0 SB: 2 CS: 0	PA: 40		

	AB	34
	R	7
	H	8
	RBI	7
	BB	6
	SO	7
	LOB	16

PITCHER		IP	WLS	BF	H	R	ER	SO	BB	IBB	HBP	BLK	WP	HR	S	P	ERA	WHIP
Ron Darling, R ERA: 5.08	(1, 1)	4.0		21	3	5	3	4	5	0	0	0	0	1	24	44	6.75	2.000
Doug Sisk, R ERA: 3.52	(5, 1)	3.0	W	12	4	2	2	2	0	0	0	0	0	1	16	16	6.00	1.333
Roger McDowell, R ERA: 4.97	(8, 1)	2.0	S	7	1	0	0	1	1	0	0	0	0	0	8	12	0.00	1.000

PITCHER	IP	WLS	BF	H	R	ER	SO	BB	IBB	HBP	BLK	WP	HR	S	P	ERA	WHIP

Philadelphia Phillies @ New York Mets

Shea Stadium, Flushing, NY

Fri Jun 19 1987, 7:05 PM EDT

Att. 46,824 - Unknown

TOP

livebaseballscorecards.com

Batter	1	2	3	4	5	6	7	8	9	AB	R	H	RBI	BB	SO	LOB
Milt Thompson, L (1, 8) OBP: 0.313, SLG: 0.356	1-3		K		1-3			4-3		4	0	0	0	0	1	2
Greg Gross, L (1, 7) OBP: 0.393, SLG: 0.360	3-1		4-3			L7		4-3		4	0	0	0	0	0	0
Juan Samuel, R (1, 4) OBP: 0.322, SLG: 0.496 Jeff Calhoun, L (8, 1)	F9			F8		6-3		4-3		4 0	0 0	0 0	0 0	0 0	0 0	0 0
Mike Schmidt, R (1, 5) OBP: 0.392, SLG: 0.617		BBBB 4-0 1B BB		1-3		WP 1B			G3 1B	3	1	2	0	1	0	0
Von Hayes, L (1, 3) OBP: 0.427, SLG: 0.447		F6		G3		BBBB 4-0 1-2 BB			G3 1-2	3	0	0	0	1	0	2
Glenn Wilson, R (1, 9) OBP: 0.314, SLG: 0.446		1-2 1B			F9	F9			2-H 5-3 1B	4	0	2	1	0	0	2
Lance Parrish, R (1, 2) OBP: 0.278, SLG: 0.333		SSS K			FC1-6 1B		5-3		1-2 5-3	4	0	1	0	0	1	3
Steve Jeltz, S (1, 6) OBP: 0.283, SLG: 0.207		1-3			1-2f FC1-6 BB		F7		6-3	4	0	0	0	0	0	4
Don Carman, L (1, 1) OBP: 0.080, SLG: 0.080 John Russell, R (5, PH) OBP: 0.186, SLG: 0.268 Tom Hume, R (5, 1) Rick Schu, R (7, PH) OBP: 0.305, SLG: 0.471 Dan Schatzeder, L (7, 1) OBP: 0.231, SLG: 0.167 Luis Aguayo, R (8, 4) OBP: 0.297, SLG: 0.538			SSS K		BBBB 4-0 1-2 BB		6-3			1 0 0 1 0 0	0 0 0 0 0 0	0 0 0 0 0 0	0 0 0 0 0 0	1 1 0 0 0 0	0 0 0 0 0 0	0 0 0 0 0 0
Inning Stats	R: 0 E: 0 K: 0 S: 3 H: 0 LOB: 0 BB: 0 P: 3	R: 0 E: 0 K: 1 S: 6 H: 1 LOB: 2 BB: 1 P: 10	R: 0 E: 0 K: 2 S: 7 H: 0 LOB: 0 BB: 0 P: 7	R: 0 E: 0 K: 0 S: 3 H: 0 LOB: 0 BB: 0 P: 3	R: 0 E: 0 K: 0 S: 4 H: 1 LOB: 2 BB: 1 P: 8	R: 0 E: 0 K: 0 S: 4 H: 1 LOB: 2 BB: 1 P: 8	R: 0 E: 0 K: 0 S: 3 H: 0 LOB: 0 BB: 0 P: 3	R: 0 E: 0 K: 0 S: 3 H: 0 LOB: 0 BB: 0 P: 3	R: 1 E: 0 K: 0 S: 5 H: 2 LOB: 1 BB: 0 P: 5	1B: 5 2B: 0 3B: 0 HR: 0 SF: 0 SAC: 0 DP: 0 HBP: 0						

AB	32
R	1
H	5
RBI	1
BB	3
SO	3
LOB	13

WP: 1 PA: 35
PB: 0
SB: 0
CS: 0

PITCHER		IP	WLS	BF	H	R	ER	SO	BB	IBB	HBP	BLK	WP	HR	S	P	ERA	WHIP
John Mitchell, R ERA: 3.63	(1, 1)	9.0	W	35	5	1	1	3	3	0	0	0	1	0	38	50	1.00	0.889

PITCHER	IP	WLS	BF	H	R	ER	SO	BB	IBB	HBP	BLK	WP	HR	S	P	ERA	WHIP

BOTTOM

Philadelphia Phillies @ New York Mets

Shea Stadium, Flushing, NY

Fri Jun 19 1987, 7:05 PM EDT

Att. 46,824 - Unknown

livebaseballscorecards.com

Batter	1	2	3	4	5	6	7	8	9	AB	R	H	RBI	BB	SO	LOB
Mookie Wilson, S (1, 8) OBP: 0.369, SLG: 0.547	S S S 0-3 ① K		x 0-0 ② HR	x 0-0 ③ L3			S S S 0-3 ① K	x 0-0 ② F9		5	1	1	1	0	2	2
Keith Miller, R (1, 4) OBP: 0.444, SLG: 0.529	x 0-0 ② L8		x 0-0 ① 5-3		x 0-0 ① F8		x 0-0 1B 1B 2-3 1B	x 0-0 ③ F8		5	1	1	0	0	0	1
Keith Hernandez, L (1, 3) OBP: 0.379, SLG: 0.465	x 0-0 ③ F8		x 0-0 1B		x 0-0 ② L4		x 0-0 FC4-6 1B 1-2 3-H 1B			4	1	2	1	0	0	0
Gary Carter, R (1, 2) OBP: 0.315, SLG: 0.414		x 0-0 E5 HR	x 0-0 ② L7		B B B 4-0 BB		x 0-0 FC4-6 1-2 2-H 1B			3	1	1	1	1	0	1
Darryl Strawberry, L (1, 9) OBP: 0.397, SLG: 0.644		x 0-0 ① F9	x 0-0 ③ F6		x 0-0 ③ F5		x 0-0 ② FC4-6 1B 1-2f 2-3			4	0	0	0	0	0	5
Kevin McReynolds, R (1, 7) OBP: 0.336, SLG: 0.520		x 0-0 ② F9		x 0-0 HR		x 0-0 ① F8	x 0-0 1-2 3-H 1B			4	1	2	2	0	0	1
Howard Johnson, S (1, 5) OBP: 0.325, SLG: 0.460		x 0-0 1-H HR		x 0-0 ① 1-3		x 0-0 ② L3	x 0-0 ③ F7			4	1	1	2	0	0	2
Rafael Santana, R (1, 6) OBP: 0.322, SLG: 0.372		x 0-0 1B		x 0-0 HR		x 0-0 ③ 1-3		B B B 4-0 FC6-4 BB		3	1	2	1	1	0	0
John Mitchell, R (1, 1) OBP: 0.067, SLG: 0.133		S S S 0-3 ③ K		x 0-0 ② F9			x 0-0 1B 1B 2B	x 0-0 ① FC6-4 1-2f		4	1	1	0	0	1	2
Inning Stats	R: 0 H: 0 E: 0 LOB: 0 K: 1 BB: 0 S: 5 P: 5	R: 2 H: 2 E: 1 LOB: 1 K: 1 BB: 0 S: 8 P: 8	R: 1 H: 2 E: 0 LOB: 1 K: 0 BB: 0 S: 5 P: 5	R: 2 H: 2 E: 0 LOB: 0 K: 0 BB: 0 S: 5 P: 5	R: 0 H: 0 E: 0 LOB: 1 K: 0 BB: 1 S: 3 P: 7	R: 0 H: 0 E: 0 LOB: 0 K: 0 BB: 0 S: 3 P: 3	R: 3 H: 5 E: 0 LOB: 2 K: 1 BB: 0 S: 10 P: 10	R: 0 H: 0 E: 0 LOB: 1 K: 0 BB: 1 S: 3 P: 7		1B: 6 SF: 0 2B: 1 SAC: 0 3B: 0 DP: 0 HR: 4 HBP: 0						

	AB	36
	R	8
	H	11
	RBI	8
	BB	2
	SO	3
	LOB	14

WP: 0 PA: 38
PB: 0
SB: 0
CS: 0

PITCHER		IP	WLS	BF	H	R	ER	SO	BB	IBB	HBP	BLK	WP	HR	S	P	ERA	WHIP
Don Carman, L ERA: 4.46	(1, 1)	4.0	L	19	6	5	3	2	0	0	0	0	0	4	23	23	6.75	1.500
Tom Hume, R ERA: 5.23	(5, 1)	2.0		7	0	0	0	0	1	0	0	0	0	0	6	10	0.00	0.500
Dan Schatzeder, L ERA: 4.1	(7, 1)	1.0		8	5	3	3	1	0	0	0	0	0	0	10	10	27.00	5.000
Jeff Calhoun, L ERA: 9.0	(8, 1)	1.0		4	0	0	0	0	1	0	0	0	0	0	3	7	0.00	1.000

PITCHER	IP	WLS	BF	H	R	ER	SO	BB	IBB	HBP	BLK	WP	HR	S	P	ERA	WHIP

Batter	1	2	3	4	5	6	7	8	9	AB	R	H	RBI	BB	SO	LOB
Milt Thompson, L (1, 8) OBP: 0.316, SLG: 0.362	0-0 5-3 1B		0-0 1-3			0-0 2B		0-0 4-3		4	0	2	0	0	0	0
Juan Samuel, R (1, 4) OBP: 0.321, SLG: 0.490	0-0 F9			0-0 F7		0-0 5-3		BBBB 4-0 CS BB		3	0	0	0	1	0	2
Von Hayes, L (1, 7) OBP: 0.424, SLG: 0.443	0-0 5-3 1-2			0-0 1B		0-0 G3		0-0 CS 1-2	0-0 G3	4	0	1	0	0	0	2
Mike Schmidt, R (1, 5) OBP: 0.384, SLG: 0.602	0-0 L5			0-0 F4			0-0 6-3		0-0 F8	4	0	0	0	0	0	2
Glenn Wilson, R (1, 9) OBP: 0.313, SLG: 0.456		SSS 0-3 K		0-0 F4			0-0 HR		SSS 0-3 K2-3	4	1	1	1	0	2	1
Lance Parrish, R (1, 2) OBP: 0.279, SLG: 0.349		SSS 0-3 K			0-0 6-3		0-0 HR			3	1	1	1	0	1	0
Darren Daulton, L (1, 3) OBP: 0.306, SLG: 0.531		0-0 F9			0-0 6-3		SSS 0-3 K			3	0	0	0	0	1	0
Luis Aguayo, R (1, 6) OBP: 0.289, SLG: 0.523 Steve Jeltz, S (8, 6) OBP: 0.283, SLG: 0.207			0-0 6-3		0-0 5-3		0-0 F9			3 0	0 0	0 0	0 0	0 0	0 0	0 0
Bruce Ruffin, S (1, 1) OBP: 0.067, SLG: 0.100 Kent Tekulve, R (9, 1)			SSS 0-3 K			SSS 0-3 K		SSS 0-3 K		3 0	0 0	0 0	0 0	0 0	3 0	0 0
Inning Stats	R: 0 E: 0 K: 0 S: 4 H: 1 LOB: 1 BB: 0 P: 4	R: 0 E: 0 K: 2 S: 7 H: 0 LOB: 0 BB: 0 P: 7	R: 0 E: 0 K: 1 S: 5 H: 0 LOB: 0 BB: 0 P: 5	R: 0 E: 0 K: 0 S: 4 H: 1 LOB: 1 BB: 0 P: 4	R: 0 E: 0 K: 0 S: 3 H: 0 LOB: 0 BB: 0 P: 3	R: 0 E: 0 K: 1 S: 6 H: 1 LOB: 1 BB: 0 P: 6	R: 2 E: 0 K: 1 S: 7 H: 2 LOB: 0 BB: 0 P: 7	R: 0 E: 0 K: 1 S: 4 H: 0 LOB: 0 BB: 1 P: 8	R: 0 E: 0 K: 1 S: 5 H: 0 LOB: 0 BB: 0 P: 5	1B: 2 2B: 1 3B: 0 HR: 2 SF: 0 SAC: 0 DP: 0 HBP: 0						

PITCHER	IP	WLS	BF	H	R	ER	SO	BB	IBB	HBP	BLK	WP	HR	S	P	ERA	WHIP
Dwight Gooden, R (1, 1) ERA: 2.64	9.0	W	32	5	2	2	7	1	0	0	0	0	2	45	49	2.00	0.667

PITCHER	IP	WLS	BF	H	R	ER	SO	BB	IBB	HBP	BLK	WP	HR	S	P	ERA	WHIP

TOP

Philadelphia Phillies @ New York Mets

Shea Stadium, Flushing, NY

Sat Jun 20 1987, 7:05 PM EDT

Att. 49,043 - Unknown

livebaseballscorecards.com

AB	31
R	2
H	5
RBI	2
BB	1
SO	7
LOB	7

BOTTOM

Philadelphia Phillies @ New York Mets

Shea Stadium, Flushing, NY

Sat Jun 20 1987, 7:05 PM EDT

Att. 49,043 - Unknown

livebaseballscorecards.com

Batter	1	2	3	4	5	6	7	8	9	AB	R	H	RBI	BB	SO	LOB
Mookie Wilson, S (1, 8) OBP: 0.367, SLG: 0.537	K		CS 1-2	L9-3 HBP		6-3		F8		3	0	0	0	0	1	1
Keith Miller, R (1, 4) OBP: 0.455, SLG: 0.619	5-3			L9-3 1-2		3B		1B 1-2		4	0	2	0	0	0	1
Keith Hernandez, L (1, 3) OBP: 0.377, SLG: 0.462	F4			1B		K		4-3		4	0	1	0	0	1	3
Gary Carter, R (1, 2) OBP: 0.314, SLG: 0.411		6-3		F4			F9		E SF9 1B	4	0	1	0	0	0	1
Lenny Dykstra, L (9, PR) OBP: 0.352, SLG: 0.483										0	1	0	0	0	0	0
Darryl Strawberry, L (1, 9) OBP: 0.395, SLG: 0.637		4-3			F6		L5-3 1B		E6 1-3	4	0	1	0	0	0	1
Kevin McReynolds, R (1, 7) OBP: 0.335, SLG: 0.531		F8			HR		L5-3 1-2		SF9 3-H	3	1	1	2	0	0	1
Howard Johnson, S (1, 5) OBP: 0.333, SLG: 0.481			CS 1B		1B			HR		3	1	3	1	0	0	0
Rafael Santana, R (1, 6) OBP: 0.317, SLG: 0.365			F9		5-3			K		3	0	0	0	0	1	1
Dwight Gooden, R (1, 1) OBP: 0.167, SLG: 0.167			2-3			4-3		1B		3	0	1	0	0	0	1
Inning Stats	R: 0 E: 0 K: 1 S: 5 H: 0 LOB: 0 BB: 0 P: 5	R: 0 E: 0 K: 0 S: 3 H: 0 LOB: 0 BB: 0 P: 3	R: 0 E: 0 K: 0 S: 3 H: 1 LOB: 0 BB: 0 P: 3	R: 0 E: 0 K: 0 S: 3 H: 1 LOB: 1 BB: 0 P: 4	R: 1 E: 0 K: 0 S: 4 H: 2 LOB: 0 BB: 0 P: 4	R: 0 E: 0 K: 1 S: 6 H: 1 LOB: 1 BB: 0 P: 6	R: 0 E: 0 K: 0 S: 3 H: 1 LOB: 0 BB: 0 P: 3	R: 1 E: 0 K: 1 S: 8 H: 3 LOB: 2 BB: 0 P: 8	R: 1 E: 1 K: 0 S: 3 H: 1 LOB: 1 BB: 0 P: 3	1B: 7 2B: 2 3B: 1 HR: 2 SF: 1 SAC: 0 DP: 2 HBP: 1							

	AB	31
	R	3
	H	10
	RBI	3
	BB	0
	SO	3
	LOB	10

WP: 0 PB: 0 SB: 0 CS: 1 PA: 34

PITCHER		IP	WLS	BF	H	R	ER	SO	BB	IBB	HBP	BLK	WP	HR	S	P	ERA	WHIP
Bruce Ruffin, L ERA: 5.19	(1, 1)	8.0		30	9	2	2	3	0	0	1	0	0	2	35	36	2.25	1.125
Kent Tekulve, R ERA: 3.35	(9, 1)	0.1	L	3	1	1	0	0	0	0	0	0	0	0	3	3	0.00	3.000

PITCHER	IP	WLS	BF	H	R	ER	SO	BB	IBB	HBP	BLK	WP	HR	S	P	ERA	WHIP

Batter	1	2	3	4	5	6	7	8	9	AB	R	H	RBI	BB	SO	LOB
Juan Samuel, R (1, 4) OBP: 0.323, SLG: 0.492	S S S 0-3 ① K		x 0-0 2B		x 0-0 ① L9		x 0-0 FC6-4 1B 1B		x 0-0 ② 4-3	5	0	2	0	0	1	0
Rick Schu, R (1, 5) OBP: 0.306, SLG: 0.461	B B B B 4-0 F8 HBP BB		x 0-0 ② F7		S S S 0-3 ② K		x 1-2 0-0 FC6-4 1B		x 0-0 ③ 4-3	2	0	0	0	1	1	1
Greg Gross, L (7, PH) OBP: 0.397, SLG: 0.365 (7, 3)										2	0	1	0	0	0	0
Mike Schmidt, R (1, 3) OBP: 0.381, SLG: 0.592 (7, 5)	H 1-0 1-2 F8 HBP		x 0-0 ③ F8		x 0-0 ③ F9		x 0-0 ① 1-2f 2-3 FC6-4 G4-3			3	0	0	0	0	0	3
Lance Parrish, R (1, 2) OBP: 0.278, SLG: 0.344	x 0-0 ② F8 1-2 2-3			B B B B 4-0 1B 1B BB		x 0-0 ① F7	x 0-0 ② ③ G4-3 1-2f			3	1	0	0	1	0	4
Glenn Wilson, R (1, 9) OBP: 0.316, SLG: 0.457	x 0-0 ③ 5-3			x 0-0 1B 1-2 1B		x 0-0 ② F9		x 0-0 FC1-6 1B		4	0	2	0	0	0	2
Chris James, R (1, 8) OBP: 0.304, SLG: 0.500 (8, 7)		S S S 0-3 ① K		S S S 0-3 ① K		x 0-0 HR		S S S 0-3 ① K		4	1	1	1	0	3	3
John Russell, R (1, 7) OBP: 0.194, SLG: 0.322		S S S 0-3 ② K		x 0-0 ② F8		x 0-0 HR		x 0-0 ② 1-2f FC1-6 BLK		3	1	1	1	0	1	2
Milt Thompson, L (8, PH) OBP: 0.315, SLG: 0.361 (8, 8)										1	0	0	0	0	0	1
Luis Aguayo, R (1, 6) OBP: 0.298, SLG: 0.527		x 0-0 ③ F9		x 0-0 1-3 2-H 1B		x 0-0 1B		S S S 0-3 ③ 1-2 K		3	0	2	1	0	0	0
Darren Daulton, L (8, PH) OBP: 0.297, SLG: 0.515										1	0	0	0	0	1	1
Kent Tekulve, R (8, 1)										0	0	0	0	0	0	0
Kevin Gross, R (1, 1) OBP: 0.120, SLG: 0.120			x 0-0 ① L4	S S S 0-3 ③ K		x 0-0 F9			x 0-0 ① 5-3	2	0	0	0	0	1	2
Dan Schatzeder, L (5, 1) OBP: 0.231, SLG: 0.167										0	0	0	0	0	0	0
Keith Hughes, L (6, PH)										1	0	0	0	0	0	1
Tom Hume, R (6, 1)										0	0	0	0	0	0	0
Jeff Calhoun, L (6, 1)										0	0	0	0	0	0	0
Michael Jackson, R (6, 1) OBP: 0.182, SLG: 0.100										0	0	0	0	0	0	0
Steve Jeltz, S (8, 6) OBP: 0.281, SLG: 0.205										1	0	0	0	0	0	0

TOP

Philadelphia Phillies @ New York Mets

Shea Stadium, Flushing, NY

Sun Jun 21 1987, 3:33 AM EDT

Att. 44,838 - Unknown

livebaseballscorecards.com

AB	35
R	3
H	9
RBI	3
BB	2
SO	8
LOB	20

Inning Stats	1	2	3	4	5	6	7	8	9
	R: 0 E: 0 K: 1 S: 5	R: 0 E: 0 K: 2 S: 7	R: 0 E: 0 K: 0 S: 4	R: 1 E: 0 K: 2 S: 9	R: 0 E: 0 K: 1 S: 5	R: 2 E: 0 K: 0 S: 6	R: 0 E: 0 K: 0 S: 4	R: 0 E: 0 K: 2 S: 8	R: 0 E: 0 K: 0 S: 3
	H: 0 LOB: 2 BB: 1 P: 10	H: 0 LOB: 0 BB: 0 P: 7	H: 1 LOB: 1 BB: 0 P: 4	H: 2 LOB: 2 BB: 1 P: 13	H: 0 LOB: 0 BB: 0 P: 5	H: 3 LOB: 1 BB: 0 P: 6	H: 2 LOB: 1 BB: 0 P: 4	H: 1 LOB: 1 BB: 0 P: 8	H: 0 LOB: 0 BB: 0 P: 3

| | | | | | | | | | |

BOTTOM

Philadelphia Phillies @ New York Mets

Shea Stadium, Flushing, NY

Sun Jun 21 1987, 3:33 AM EDT

Att. 44,838 - Unknown

livebaseballscorecards.com

Batter	1	2	3	4	5	6	7	8	9	AB	R	H	RBI	BB	SO	LOB
Lenny Dykstra, L (1, 8) OBP: 0.358, SLG: 0.492	K		F7		SH5-3 2B 2B	G4-3 SH3-4 1B		1B FC4-6 1B		5	3	3	0	0	1	1
Keith Miller, R (1, 4) OBP: 0.440, SLG: 0.583	5-3		F2		SH5-3 2-3	SH3-4 1-2		FC4-6 1-3 1B		3	0	1	0	0	0	1
Lee Mazzilli, S (1, 3) OBP: 0.424, SLG: 0.600	6-3			1B 1B 2B	1B 3-H 2B	BBB G4-3 BB		FC4-6 E 1-2f 3-H		4	2	2	2	1	0	1
Darryl Strawberry, L (1, 9) OBP: 0.391, SLG: 0.625		K		K	BBB 1B 2B BB	G4-3 1-2 2-H		E1 FC4-6 1-2		4	1	0	1	1	2	3
Kevin McReynolds, R (1, 7) OBP: 0.333, SLG: 0.526	F8			1B 2B 2-3 1B	F9	F4		K		4	1	1	0	0	0	3
Howard Johnson, S (1, 6) OBP: 0.335, SLG: 0.479 (8, 5)	BLK 1B			F8	2B 1-3 2-H 1B		K	FC4-6 1-2f		5	1	2	1	0	1	4
Dave Magadan, L (1, 5) OBP: 0.364, SLG: 0.448 Rafael Santana, R (8, 6) OBP: 0.317, SLG: 0.365	4-3 1-2			2B 1-2 3-H 1B	2B 1-H 3-H 2B	BBBB BB				3 0	0 0	2 0	3 0	1 0	0 0	1 0
Barry Lyons, R (1, 2) OBP: 0.311, SLG: 0.404			1B	2B 1-3 2-H	IBB	F2				3	0	2	1	1	0	1
Sid Fernandez, L (1, 1) OBP: 0.200, SLG: 0.250 Terry Leach, R (6, 1) Roger McDowell, R (7, 1) OBP: 0.400, SLG: 0.500 Mookie Wilson, S (7, 7) OBP: 0.365, SLG: 0.533			F2	K	K	F9				3 0 1 1	0 0 0 0	0 0 0 0	0 0 0 0	0 0 1 0	2 0 2 1	5 0 2 1

Inning Stats	1	2	3	4	5	6	7	8	9
	R: 0 E: 0 K: 1 S: 5 H: 0 LOB: 0 BB: 0 P: 5	R: 0 E: 0 K: 1 S: 6 H: 1 LOB: 1 BB: 0 P: 6	R: 0 E: 0 K: 0 S: 4 H: 1 LOB: 1 BB: 0 P: 4	R: 2 E: 0 K: 2 S: 11 H: 4 LOB: 2 BB: 0 P: 11	R: 4 E: 0 K: 1 S: 9 H: 4 LOB: 2 BB: 2 P: 17	R: 1 E: 0 K: 0 S: 4 H: 1 LOB: 1 BB: 1 P: 8	R: 0 E: 0 K: 1 S: 5 H: 0 LOB: 1 BB: 1 P: 9	R: 1 E: 1 K: 1 S: 8 H: 2 LOB: 2 BB: 0 P: 8	

AB	36
R	8
H	13
RBI	8
BB	4
SO	7
LOB	23

1B: 8 SF: 0
2B: 5 SAC: 2
3B: 0 DP: 0
HR: 0 HBP: 0

WP: 0 PA: 42
PB: 0
SB: 0
CS: 0

PITCHER		IP	WLS	BF	H	R	ER	SO	BB	IBB	HBP	BLK	WP	HR	S	P	ERA	WHIP
Kevin Gross, R ERA: 4.5	(1, 1)	4.2	L	24	9	6	6	4	1	0	0	1	0	0	31	35	11.57	2.143
Dan Schatzeder, L ERA: 4.06	(5, 1)	0.1		3	1	0	0	1	0	1	0	0	0	0	4	8	0.00	3.000
Tom Hume, R ERA: 5.45	(6, 1)	0.1		3	1	1	1	0	1	0	0	0	0	0	2	6	27.00	6.000
Jeff Calhoun, L ERA: 7.71	(6, 1)	0.1		1	0	0	0	0	0	0	0	0	0	0	1	1	0.00	0.000
Michael Jackson, R ERA: 4.8	(6, 1)	1.1		5	0	0	0	1	1	0	0	0	0	0	6	10	0.00	0.750

PITCHER		IP	WLS	BF	H	R	ER	SO	BB	IBB	HBP	BLK	WP	HR	S	P	ERA	WHIP
Kent Tekulve, R ERA: 3.47	(8, 1)	1.0		6	2	1	1	1	0	0	0	0	0	0	8	8	9.00	2.000

Batter	1	2	3	4	5	6	7	8	9	AB	R	H	RBI	BB	SO	LOB
Dave Martinez, L (1, 8) OBP: 0.384, SLG: 0.380	K			K	6-3			4-3 2B		4	0	1	0	0	2	0
Jerry Mumphrey, S (1, 7) OBP: 0.389, SLG: 0.470	K			4-3	6-3			4-3 2-3		4	0	0	0	0	1	1
Brian Dayett, R (9, 7) OBP: 0.458, SLG: 0.676										0	0	0	0	0	0	0
Andre Dawson, R (1, 9) OBP: 0.322, SLG: 0.556	K			F6		4-3		L6		4	0	0	0	0	1	1
Leon Durham, L (1, 3) OBP: 0.371, SLG: 0.532		K			PB SH1-3 2B BB	4-3			5-3 6-3 1B	3	1	1	0	1	1	0
Keith Moreland, R (1, 5) OBP: 0.278, SLG: 0.422		F8			SH1-3 1-2		1B		6-3 1-2	3	0	1	0	0	0	1
Jody Davis, R (1, 2) OBP: 0.318, SLG: 0.425		K			PB 2B BB		K		5-3 2-3	3	1	0	0	1	2	2
Paul Noce, R (1, 4) OBP: 0.348, SLG: 0.381			K		HR 1-H 2-H 2B		K		K	4	1	1	2	0	3	2
Lee Smith, R (9, 1)										0	0	0	0	0	0	0
Mike Brumley, S (1, 6) OBP: 0.214, SLG: 0.360			1-3		HR 2-H		F9			3	1	1	2	0	0	1
Rick Sutcliffe, L (1, 1) OBP: 0.256, SLG: 0.216			K		4-3			K		3	0	0	0	0	2	0
Manny Trillo, R (9, 4) OBP: 0.307, SLG: 0.419										0	0	0	0	0	0	0
Inning Stats	R: 0 E: 0 K: 3 S: 9 H: 0 LOB: 0 BB: 0 P: 9	R: 0 E: 0 K: 2 S: 7 H: 0 LOB: 0 BB: 0 P: 7	R: 0 E: 0 K: 2 S: 7 H: 0 LOB: 0 BB: 0 P: 7	R: 0 E: 0 K: 1 S: 5 H: 0 LOB: 0 BB: 0 P: 5	R: 4 E: 0 K: 0 S: 5 H: 2 LOB: 0 BB: 2 P: 13	R: 0 E: 0 K: 0 S: 3 H: 0 LOB: 0 BB: 0 P: 3	R: 0 E: 0 K: 2 S: 8 H: 1 LOB: 1 BB: 0 P: 8	R: 0 E: 0 K: 1 S: 6 H: 1 LOB: 1 BB: 0 P: 6	R: 0 E: 0 K: 1 S: 6 H: 1 LOB: 1 BB: 0 P: 6	1B: 2 2B: 2 3B: 0 HR: 1	SF: 0 SAC: 1 DP: 0 HBP: 0						

TOP

Chicago Cubs @ New York Mets

Shea Stadium, Flushing, NY

Tue Jun 23 1987, 7:05 PM EDT

Att. 39,789 - Unknown

livebaseballscorecards.com

AB	31
R	4
H	5
RBI	4
BB	2
SO	12
LOB	8

WP: 0 PB: 1 SB: 0 CS: 0 PA: 34

PITCHER		IP	WLS	BF	H	R	ER	SO	BB	IBB	HBP	BLK	WP	HR	S	P	ERA	WHIP
Ron Darling, R ERA: 5.03	(1, 1)	8.0	L	30	4	4	4	11	2	0	0	0	0	1	50	58	4.50	0.750
Jesse Orosco, L ERA: 4.8	(9, 1)	1.0		4	1	0	0	1	0	0	0	0	0	0	6	6	0.00	1.000

PITCHER	IP	WLS	BF	H	R	ER	SO	BB	IBB	HBP	BLK	WP	HR	S	P	ERA	WHIP

Chicago Cubs @ New York Mets

Shea Stadium, Flushing, NY

Tue Jun 23 1987, 7:05 PM EDT

Att. 39,789 - Unknown

BOTTOM

Batter	1	2	3	4	5	6	7	8	9	AB	R	H	RBI	BB	SO	LOB
Lenny Dykstra, L (1, 8) OBP: 0.351, SLG: 0.481	4-3		1-3		5-3			3-1		4	0	0	0	0	0	0
Jesse Orosco, R (9, 1)										0	0	0	0	0	0	0
Keith Miller, R (1, 4) OBP: 0.429, SLG: 0.556	5-3		S S BLK 1B			K			1B	3	1	1	0	0	1	0
Lee Mazzilli, S (9, PH) OBP: 0.433, SLG: 0.607										1	0	1	0	0	0	0
Keith Hernandez, L (1, 3) OBP: 0.379, SLG: 0.458	FC6-4 BB		BLK 1-2 BB			1-3			F8	2	0	0	0	2	0	1
Gary Carter, R (1, 2) OBP: 0.309, SLG: 0.404	FC6-4 1-2f		4-3 1-2 2-H			F6			F7	4	0	0	0	0	0	3
Darryl Strawberry, L (1, 9) OBP: 0.392, SLG: 0.627		4-3 2B		4-3			4-3		1-2 1B	4	0	2	0	0	0	0
Kevin McReynolds, R (1, 7) OBP: 0.328, SLG: 0.517		4-3 2-3		4-3			4-3		S S S K	4	0	0	0	0	1	3
Howard Johnson, S (1, 5) OBP: 0.331, SLG: 0.473		S S S K		F9			S S S K			3	0	0	0	0	2	1
(9, 6)																
Rafael Santana, R (1, 6) OBP: 0.313, SLG: 0.361		F9			F8			F8		2	0	0	0	0	0	1
Dave Magadan, L (8, PH) OBP: 0.360, SLG: 0.443										1	0	0	0	0	0	0
(9, 5)																
Ron Darling, R (1, 1) OBP: 0.172, SLG: 0.250			S S S K		5-3			S S S K		2	0	0	0	0	1	0
Mookie Wilson, S (8, PH) OBP: 0.363, SLG: 0.530										1	0	0	0	0	1	0
(9, 8)																
Inning Stats	R: 0 H: 0 E: 0 LOB: 1 K: 0 BB: 1 S: 3 P: 7	R: 0 H: 1 E: 0 LOB: 1 K: 1 BB: 0 S: 6 P: 6	R: 1 H: 1 E: 0 LOB: 1 K: 1 BB: 1 S: 6 P: 10	R: 0 H: 0 E: 0 LOB: 0 K: 0 BB: 0 S: 3 P: 3	R: 0 H: 0 E: 0 LOB: 0 K: 0 BB: 0 S: 3 P: 3	R: 0 H: 0 E: 0 LOB: 0 K: 1 BB: 0 S: 5 P: 5	R: 0 H: 0 E: 0 LOB: 0 K: 1 BB: 0 S: 5 P: 5	R: 0 H: 0 E: 0 LOB: 0 K: 1 BB: 0 S: 5 P: 5	R: 0 H: 2 E: 0 LOB: 2 K: 1 BB: 0 S: 7 P: 7	1B: 3 SF: 0 2B: 1 SAC: 0 3B: 0 DP: 0 HR: 0 HBP: 0							

livebaseballscorecards.com

AB	31
R	1
H	4
RBI	0
BB	2
SO	6
LOB	9

WP: 0 PA: 33
PB: 0
SB: 2
CS: 0

PITCHER		IP	WLS	BF	H	R	ER	SO	BB	IBB	HBP	BLK	WP	HR	S	P	ERA	WHIP
Rick Sutcliffe, R ERA: 3.53	(1, 1)	8.2	W	32	4	1	1	5	2	0	0	1	0	0	40	48	1.04	0.692
Lee Smith, R ERA: 2.25	(9, 1)	0.1	S	1	0	0	0	1	0	0	0	0	0	0	3	3	0.00	0.000

PITCHER	IP	WLS	BF	H	R	ER	SO	BB	IBB	HBP	BLK	WP	HR	S	P	ERA	WHIP

Batter	1	2	3	4	5	6	7	8	9	AB	R	H	RBI	BB	SO	LOB
Dave Martinez, L (1, 8) OBP: 0.385, SLG: 0.381	B1-3		G3 1B		1B		B1-3		1-3	5	0	2	0	0	0	0
Rafael Palmeiro, L (1, 7) OBP: 0.385, SLG: 0.571	6-3		G3 1-2		F7		F8		1B	5	0	1	0	0	0	2
Andre Dawson, R (1, 9) OBP: 0.320, SLG: 0.550	1B		6-3		P8		P6		4-3	5	0	1	0	0	0	3
Leon Durham, L (1, 3) OBP: 0.373, SLG: 0.536	L6			SSS K		BB 1B		9-4 2B		4	1	2	0	0	1	1
Keith Moreland, R (1, 5) OBP: 0.281, SLG: 0.421		F8		1B G1-2-3 1B		BBBB 1-2 1B BB		9-4 2-3f		3	0	1	0	1	0	1
Jody Davis, R (1, 2) OBP: 0.325, SLG: 0.430		FC5-4 1B		BB 1-3 1B		SSS K		1B 1B		4	0	3	0	0	1	2
Paul Noce, R (1, 4) OBP: 0.380, SLG: 0.400		FC5-4 1-2f		BBB 4-0 1-2 BB		1-2 2-H 1B		1-2 1B		3	0	2	1	1	0	1
Mike Brumley, S (1, 6) OBP: 0.188, SLG: 0.310		3-1		G1-2-3 3-Hf		SSS K		1-3		4	0	0	0	0	1	8
Les Lancaster, R (1, 1)			5-3		5-3	SSS K			6-3	3	0	0	0	0	1	2
Lee Smith, R (8, 1)										0	0	0	0	0	0	0
Manny Trillo, R (8, 4) OBP: 0.304, SLG: 0.415										1	0	0	0	0	0	0
Inning Stats	R: 0 E: 0 K: 0 S: 4 H: 1 LOB: 1 BB: 0 P: 4	R: 0 E: 0 K: 0 S: 4 H: 1 LOB: 1 BB: 0 P: 4	R: 0 E: 0 K: 0 S: 4 H: 1 LOB: 1 BB: 0 P: 4	R: 0 E: 0 K: 1 S: 6 H: 2 LOB: 2 BB: 1 P: 10	R: 0 E: 0 K: 0 S: 4 H: 1 LOB: 1 BB: 0 P: 4	R: 1 E: 0 K: 3 S: 11 H: 2 LOB: 2 BB: 1 P: 15	R: 0 E: 0 K: 0 S: 3 H: 0 LOB: 0 BB: 0 P: 3	R: 0 E: 0 K: 0 S: 5 H: 3 LOB: 2 BB: 0 P: 5	R: 0 E: 0 K: 0 S: 4 H: 1 LOB: 1 BB: 0 P: 4	1B: 11 2B: 2 3B: 0 HR: 0	SF: 0 SAC: 0 DP: 2 HBP: 0						

PITCHER		IP	WLS	BF	H	R	ER	SO	BB	IBB	HBP	BLK	WP	HR	S	P	ERA	WHIP
John Mitchell, R ERA: 3.23	(1, 1)	7.2		34	11	1	1	4	2	0	0	0	0	0	40	48	1.17	1.696
Doug Sisk, R ERA: 3.49	(8, 1)	0.1		1	0	0	0	0	0	0	0	0	0	0	1	1	0.00	0.000
Roger McDowell, R ERA: 4.36	(9, 1)	1.0	W	4	1	0	0	0	0	0	0	0	0	0	4	4	0.00	1.000

PITCHER	IP	WLS	BF	H	R	ER	SO	BB	IBB	HBP	BLK	WP	HR	S	P	ERA	WHIP

TOP

Chicago Cubs @ New York Mets

Shea Stadium, Flushing, NY

Wed Jun 24 1987, 7:05 PM EDT

Att. 42,196 - Unknown

livebaseballscorecards.com

AB	37
R	1
H	12
RBI	1
BB	2
SO	4
LOB	20

WP: 0 PB: 0 SB: 0 CS: 0 PA: 39

Chicago Cubs @ New York Mets

Shea Stadium, Flushing, NY

Wed Jun 24 1987, 7:05 PM EDT

Att. 42,196 - Unknown

BOTTOM

Batter	1	2	3	4	5	6	7	8	9	AB	R	H	RBI	BB	SO	LOB
Lenny Dykstra, L (1, 8) OBP: 0.346, SLG: 0.474	K		P6			F9		SH2-4 1-2		3	0	0	0	0	1	2
Keith Miller, R (1, 4) OBP: 0.387, SLG: 0.500 Mookie Wilson, S (8, PH) OBP: 0.366, SLG: 0.533 Roger McDowell, R (9, 1) OBP: 0.400, SLG: 0.500	K		5-3			1-3		WP, 3-1 2-H 1B		3 1 0	0 0 0	0 1 0	0 1 0	0 0 0	1 0 0	2 0 0
Keith Hernandez, L (1, 3) OBP: 0.373, SLG: 0.451	F5			4-3		K		3-1 1-2		4	0	0	0	0	1	1
Gary Carter, R (1, 2) OBP: 0.308, SLG: 0.401		F9		1B			6-3	K 2-3		4	0	1	0	0	1	1
Darryl Strawberry, L (1, 9) OBP: 0.390, SLG: 0.619		K		F8			1B, PB BB		6-3	3	0	0	0	1	1	1
Kevin McReynolds, R (1, 7) OBP: 0.331, SLG: 0.517		F9		P7			S 1-3 1B		BB, 1B 1B 1B	4	1	2	0	0	0	1
Howard Johnson, S (1, 5) (8, 6) OBP: 0.333, SLG: 0.473			SH2-4, BB 1B		5-3		K 1-2		1B, BB 1-2 1B	4	0	2	0	0	1	2
Rafael Santana, R (1, 6) OBP: 0.315, SLG: 0.359 Dave Magadan, L (7, PH) OBP: 0.363, SLG: 0.438 (8, 5)			SH2-4 1-2 BB		F3		F8		1B 1-2 2-3 BB	1 1	0 0	0 0	0 0	1 1	0 0	0 2
John Mitchell, R (1, 1) OBP: 0.063, SLG: 0.125 Doug Sisk, R (8, 1) Lee Mazzilli, S (8, PH) OBP: 0.441, SLG: 0.614 Bill Almon, R (9, 4) OBP: 0.250, SLG: 0.216			SH2-4 1-2 2-3		4-3			SH2-4 1B 1B	1-2 2-3 3-H 1B	1 0 1 1	0 0 1 0	0 0 1 1	0 0 0 0	0 0 0 0	0 0 0 0	0 0 0 0

Inning Stats	1	2	3	4	5	6	7	8	9
	R: 0 E: 0 K: 2 S: 7	H: 0 LOB: 0 BB: 0 P: 7	R: 0 E: 0 K: 1 S: 5	H: 0 LOB: 0 BB: 0 P: 5	R: 0 E: 0 K: 0 S: 4	H: 1 LOB: 2 BB: 1 P: 8	R: 0 E: 0 K: 0 S: 4	H: 1 LOB: 1 BB: 0 P: 4	R: 0 E: 0 K: 0 S: 3	H: 0 LOB: 0 BB: 0 P: 3	R: 0 E: 0 K: 1 S: 5	H: 0 LOB: 0 BB: 0 P: 5	R: 0 E: 0 K: 1 S: 6	H: 1 LOB: 2 BB: 1 P: 10	R: 1 E: 0 K: 1 S: 7	H: 2 LOB: 1 BB: 0 P: 7	R: 1 E: 0 K: 0 S: 4	H: 3 LOB: 3 BB: 1 P: 8

| | | |

Batter	1	2	3	4	5	6	7	8	9	AB	R	H	RBI	BB	SO	LOB
Dave Martinez, L (1, 8) OBP: 0.387, SLG: 0.380	BBBB 4-0 CS 4-3 BB		x 0-0 S E 1B		x 0-0 ② F8		SSS 0-3 ② K 1-2		SSS 0-3 ② K 1-2	3	1	1	0	1	1	2
Jody Davis, R (9, PH) OBP: 0.324, SLG: 0.429										1	0	0	0	0	1	1
Rafael Palmeiro, L (1, 7) OBP: 0.323, SLG: 0.462	x 0-0 ① 4-3 1-2		SSS 0-3 ② K 1-2		x 0-0 ③ F8		x 0-0 ③ F8		x 0-0 ③ F8	5	0	0	0	0	1	5
Jerry Mumphrey, S (1, 9) OBP: 0.399, SLG: 0.467	BBBB 4-0 ② 1B 2-3 BB		x 0-0 E4 2-H			BBBB 4-0 1B BB		BBBB 4-0 2B 6-3 BB		1	1	0	0	3	0	0
Leon Durham, L (1, 3) OBP: 0.379, SLG: 0.544	x 0-0 1-2 1B		x 0-0 ③ F9			x 0-0 1-2 1B		x 0-0 6-3 1-3 2B		4	0	3	0	0	0	1
Keith Moreland, R (1, 5) OBP: 0.277, SLG: 0.414	x 0-0 ③ F9			x 0-0 ① F8		x 0-0 ① P3		x 0-0 ① 6-3 3-H		4	0	0	1	0	0	5
Manny Trillo, R (8, 5) OBP: 0.304, SLG: 0.415										0	0	0	0	0	0	0
Paul Noce, R (1, 4) OBP: 0.352, SLG: 0.367		x 0-0 ① 5-3		SSS 0-3 ② K		SSS 0-3 ② K		x 0-0 ② 6-3 2-3		4	0	0	0	0	2	3
Jim Sundberg, R (1, 2) OBP: 0.328, SLG: 0.340		x 0-0 ② F9		x 0-0 ③ L4		SSS 0-3 ③ K		x 0-0 ③ L4		4	0	0	0	0	1	3
Mike Brumley, S (1, 6) OBP: 0.194, SLG: 0.281		x 0-0 ③ 4-3			x 0-0 ① 4-3		x 0-0 ① 4-3		BBBB 4-0 PB BB	3	0	0	0	1	0	0
Steve Trout, L (1, 1) OBP: 0.111, SLG: 0.111			x 0-0 ① F7		BBBB 4-0 BB		BBBB 4-0 DI BB		SSS 0-3 ① K	1	0	0	0	0	0	0
Dickie Noles, R (4, 1)										0	0	0	0	0	0	0
Gary Matthews, R (5, PH) OBP: 0.314, SLG: 0.281										0	0	0	0	1	0	0
Ed Lynch, R (5, 1) OBP: 0.111, SLG: 0.111										0	0	0	0	0	0	0
Bob Dernier, R (7, PH) OBP: 0.396, SLG: 0.524										0	0	0	0	1	0	0
Ron Davis, R (7, 1)										0	0	0	0	0	0	0
Brian Dayett, R (9, PH) OBP: 0.452, SLG: 0.667										1	0	0	0	0	1	1
Inning Stats	R: 0 E: 0 K: 0 S: 3 H: 1 LOB: 2 BB: 2 P: 11	R: 0 E: 0 K: 0 S: 3 H: 0 LOB: 0 BB: 0 P: 3	R: 1 E: 1 K: 1 S: 7 H: 1 LOB: 1 BB: 0 P: 7	R: 0 E: 0 K: 1 S: 5 H: 0 LOB: 0 BB: 0 P: 5	R: 0 E: 0 K: 0 S: 3 H: 0 LOB: 1 BB: 1 P: 7	R: 0 E: 0 K: 2 S: 8 H: 1 LOB: 2 BB: 1 P: 12	R: 0 E: 0 K: 1 S: 5 H: 0 LOB: 1 BB: 1 P: 9	R: 1 E: 0 K: 0 S: 4 H: 1 LOB: 1 BB: 1 P: 8	R: 0 E: 0 K: 2 S: 7 H: 0 LOB: 1 BB: 1 P: 11	1B: 3 2B: 1 3B: 0 HR: 0 SF: 0 SAC: 0 DP: 0 HBP: 0						

PITCHER		IP	WLS	BF	H	R	ER	SO	BB	IBB	HBP	BLK	WP	HR	S	P	ERA	WHIP
Dwight Gooden, R ERA: 2.15	(1, 1)	7.0	W	29	3	1	0	5	5	0	0	0	0	0	34	54	0.00	1.143
Doug Sisk, R ERA: 3.63	(8, 1)	1.0		5	1	1	1	0	1	0	0	0	0	0	4	8	9.00	2.000
Randy Myers, L ERA: 6.33	(9, 1)	1.0		4	0	0	0	2	1	0	0	0	0	0	7	11	0.00	1.000

PITCHER	IP	WLS	BF	H	R	ER	SO	BB	IBB	HBP	BLK	WP	HR	S	P	ERA	WHIP

TOP

Chicago Cubs @ New York Mets

Shea Stadium, Flushing, NY

Thu Jun 25 1987, 3:33 AM EDT

Att. 40,167 - Unknown

livebaseballscorecards.com

AB	31
R	2
H	4
RBI	1
BB	7
SO	7
LOB	21

WP: 0 PB: 1 SB: 1 CS: 1 PA: 38

Batter	1	2	3	4	5	6	7	8	9	AB	R	H	RBI	BB	SO	LOB
Mookie Wilson, S (1, 8) OBP: 0.367, SLG: 0.541	6-3	FC4-6 1-2f 2-3 3-H		FC6-4 1B	2-H 3B		4-3			5	0	2	2	0	0	2
Keith Miller, R (1, 4) OBP: 0.361, SLG: 0.457	1B FC4-6 1B	FC6-4 1-2f		FC6-4 CS 1-2f	FC1-5-2-6-1 3-H		6-3			5	1	1	0	0	0	4
Keith Hernandez, L (1, 3) OBP: 0.381, SLG: 0.457 Barry Lyons, R (8, 2) OBP: 0.311, SLG: 0.404	FC4-6 1-3 1B	1B 2B	BBBB 1B 1-2 BB	BBBB FC1-5-2-6-1 BB	SSS K					3 0	2 0	2 0	0 0	2 0	1 0	0 0
Gary Carter, R (1, 2) OBP: 0.310, SLG: 0.398 Doug Sisk, R (8, 1) Randy Myers, L (9, 1) OBP: 0.500, SLG: 0.500	FC4-6 1-2f 3-H	BBBB BB 1B BB BB	1B 1-2 1B	SSS K	SSS K					4 0 0	1 0 0	1 0 0	1 0 0	1 0 0	2 0 0	4 0 0
Darryl Strawberry, L (1, 9) OBP: 0.391, SLG: 0.618	4-3	F7	1-3 2-H 1B	2B 2B				G3		5	1	2	1	0	0	3
Kevin McReynolds, R (1, 7) OBP: 0.332, SLG: 0.518	1-3	BB BB 1-2 2-H 1B	F8	2-H 2B				F4		5	0	2	2	0	0	2
Howard Johnson, S (1, 5) OBP: 0.338, SLG: 0.469	1B 1B FC4-6 BB	BBBB BB 1-2 2-3 BB		BBBB E S 1B BB	F7			SSS K		2	2	0	0	3	1	1
Rafael Santana, R (1, 6) OBP: 0.324, SLG: 0.364	FC4-6 1B 1-2 1B	BBBB G5-4-3 1-2 2-3 3-H BB		SH1-4 1-H 3B 1B	F9					3	1	2	2	1	0	1
Dwight Gooden, R (1, 1) OBP: 0.200, SLG: 0.200 Dave Magadan, L (8, 3) OBP: 0.363, SLG: 0.438	FC4-6 1-2 2-3 1B	G5-4-3 1-2f		SH1-4 1-2	1-3					3 0	0 0	1 0	0 0	0 0	0 0	4 0
Inning Stats	R: 1 E: 0 K: 0 S: 5 H: 2 LOB: 1 BB: 0 P: 5	R: 1 E: 0 K: 0 S: 5 H: 2 LOB: 2 BB: 1 P: 9	R: 2 E: 0 K: 0 S: 4 H: 2 LOB: 2 BB: 3 P: 16	R: 1 E: 0 K: 0 S: 5 H: 3 LOB: 2 BB: 1 P: 9	R: 2 E: 0 K: 1 S: 7 H: 2 LOB: 2 BB: 2 P: 15	R: 1 E: 0 K: 0 S: 5 H: 2 LOB: 1 BB: 0 P: 5	R: 0 E: 0 K: 2 S: 8 H: 0 LOB: 1 BB: 0 P: 8	R: 0 E: 0 K: 1 S: 5 H: 0 LOB: 0 BB: 0 P: 5		1B: 9 2B: 3 3B: 1 HR: 0 SF: 0 SAC: 1 DP: 1 HBP: 0				WP: 1 PB: 0 SB: 1 CS: 1 PA: 43	

PITCHER		IP	WLS	BF	H	R	ER	SO	BB	IBB	HBP	BLK	WP	HR	S	P	ERA	WHIP
Steve Trout, L ERA: 3.33	(1, 1)	3.2	L	23	9	5	5	0	5	0	0	0	0	0	18	38	12.27	3.818
Dickie Noles, R ERA: 4.03	(4, 1)	0.1		1	0	0	0	0	0	0	0	0	0	0	1	1	0.00	0.000
Ed Lynch, R ERA: 4.76	(5, 1)	2.0		12	4	3	3	1	2	0	0	0	0	0	12	20	13.50	3.000
Ron Davis, R ERA: 4.82	(7, 1)	2.0		7	0	0	0	3	0	0	0	0	1	0	13	13	0.00	0.000

PITCHER	IP	WLS	BF	H	R	ER	SO	BB	IBB	HBP	BLK	WP	HR	S	P	ERA	WHIP

BOTTOM

Chicago Cubs @ New York Mets

Shea Stadium, Flushing, NY

Thu Jun 25 1987, 3:33 AM EDT

Att. 40,167 - Unknown

livebaseballscorecards.com

AB	35
R	8
H	13
RBI	8
BB	7
SO	4
LOB	21

New York Mets @ Philadelphia Phillies

Veterans Stadium, Philadelphia, PA

Fri Jun 26 1987, 7:05 PM EDT

Att. 36,263 - Unknown

TOP

livebaseballscorecards.com

Batter	1	2	3	4	5	6	7	8	9	AB	R	H	RBI	BB	SO	LOB
Lenny Dykstra, L (1, 8) OBP: 0.347, SLG: 0.472	SH1-3 1B	F7			4-3		FC6-4 1B 1-2 2-3		G3	5	0	2	0	0	0	2
Keith Miller, R (1, 4) OBP: 0.368, SLG: 0.486	SH1-3 1-2		G3 2B		F8		FC6-4 1-2f 2-3 3-H		2B	2	0	1	0	0	0	0
Kevin McReynolds, R (7, PH) OBP: 0.331, SLG: 0.516										1	0	0	1	0	0	2
Bill Almon, R (7, 4) OBP: 0.268, SLG: 0.263										1	0	1	0	0	0	0
Keith Hernandez, L (1, 3) OBP: 0.375, SLG: 0.450	F7		G3 2-3			F7	F8		K	4	0	0	0	0	0	4
Jeff Innis, R (7, 1)										0	0	0	0	0	0	0
Gary Carter, R (9, PH) OBP: 0.308, SLG: 0.396										1	0	0	0	0	1	1
Darryl Strawberry, L (1, 9) OBP: 0.392, SLG: 0.613	BB		FC4 CS			K		1B BB		2	0	0	0	2	1	1
Lee Mazzilli, S (1, 7) OBP: 0.417, SLG: 0.574	F8		F2 1-2			P5		F9		4	0	0	0	0	0	5
(7, 3)																
Howard Johnson, S (1, 6) OBP: 0.341, SLG: 0.483		B5-3		F7			HR	1B 1-2		4	1	2	1	0	0	0
Dave Magadan, L (1, 5) OBP: 0.358, SLG: 0.430		FC6-4 1B		F8			K	K		4	0	1	0	0	2	2
Barry Lyons, R (1, 2) OBP: 0.308, SLG: 0.393		FC6-4 1B 1-2f		K			1B FC6-4 1B	F8		4	1	1	0	0	1	3
Sid Fernandez, L (1, 1) OBP: 0.226, SLG: 0.276										1	0	1	0	0	0	0
Clint Hurdle, L (5, PH) OBP: 0.333, SLG: 0.333										1	0	0	0	0	1	0
Doug Sisk, R (5, 1)										0	0	0	0	0	0	0
Mookie Wilson, S (7, PH) OBP: 0.368, SLG: 0.540										2	0	1	0	0	1	0
(7, 7)		1-3 1B			K		FC6-4 1B 1-2		K							
Inning Stats	R: 0 E: 0 K: 0 S: 4 H: 1 LOB: 2 BB: 1 P: 8	R: 0 E: 0 K: 0 S: 5 H: 2 LOB: 2 BB: 0 P: 5	R: 0 E: 0 K: 0 S: 4 H: 1 LOB: 1 BB: 0 P: 4	R: 0 E: 0 K: 1 S: 5 H: 0 LOB: 0 BB: 0 P: 5	R: 0 E: 0 K: 1 S: 5 H: 0 LOB: 0 BB: 0 P: 5	R: 0 E: 0 K: 1 S: 5 H: 0 LOB: 0 BB: 0 P: 5	R: 2 E: 0 K: 1 S: 9 H: 4 LOB: 2 BB: 0 P: 9	R: 0 E: 0 K: 1 S: 6 H: 1 LOB: 2 BB: 1 P: 10	R: 0 E: 0 K: 2 S: 8 H: 1 LOB: 1 BB: 0 P: 8	1B: 7 2B: 2 3B: 0 HR: 1 SF: 0 SAC: 1 DP: 0 HBP: 0						

	AB	36
	R	2
	H	10
	RBI	2
	BB	2
	SO	7
	LOB	20

WP: 0 PB: 0 SB: 0 CS: 1 PA: 39

PITCHER		IP	WLS	BF	H	R	ER	SO	BB	IBB	HBP	BLK	WP	HR	S	P	ERA	WHIP
Kevin Gross, R ERA: 4.36	(1, 1)	6.2	W	29	8	2	2	4	1	0	0	0	0	1	36	40	2.70	1.350
Jeff Calhoun, L ERA: 4.91	(7, 1)	0.1		1	0	0	0	0	0	0	0	0	0	0	1	1	0.00	0.000
Steve Bedrosian, R ERA: 2.84	(8, 1)	2.0	S	9	2	0	0	3	1	0	0	0	0	0	14	18	0.00	1.500

PITCHER	IP	WLS	BF	H	R	ER	SO	BB	IBB	HBP	BLK	WP	HR	S	P	ERA	WHIP

BOTTOM

New York Mets @ Philadelphia Phillies

Veterans Stadium, Philadelphia, PA

Fri Jun 26 1987, 7:05 PM EDT

Att. 36,263 - Unknown

livebaseballscorecards.com

Batter	1	2	3	4	5	6	7	8	9	AB	R	H	RBI	BB	SO	LOB
Juan Samuel, R (1, 4) OBP: 0.320, SLG: 0.480	F8	K		6-3			K			4	0	0	0	0	2	1
Rick Schu, R (1, 5) OBP: 0.308, SLG: 0.449	4-3		HR 1B	5-3			5-3			4	1	1	0	0	0	0
Von Hayes, L (1, 8) OBP: 0.421, SLG: 0.440	F8		F8		6-3			F7		4	0	0	0	0	0	1
Mike Schmidt, R (1, 3) OBP: 0.376, SLG: 0.580		1B 2B 1B	F8		6-3			K		4	1	1	0	0	1	1
Lance Parrish, R (1, 2) OBP: 0.281, SLG: 0.355		2B 1-2 1B	1-H HR		K			1B HBP		3	2	2	2	0	1	0
Glenn Wilson, R (1, 9) OBP: 0.319, SLG: 0.453		F8	BB 1B			5-3		1-2 1B		4	0	2	0	0	0	2
Chris James, R (1, 7) OBP: 0.333, SLG: 0.506		1-3 2-H 1B 2B	B B B 1-2 BB			6-3		K		3	1	1	1	1	1	2
Luis Aguayo, R (1, 6) OBP: 0.288, SLG: 0.500		K	F9			K				3	0	0	0	0	2	4
Kevin Gross, R (1, 1) OBP: 0.148, SLG: 0.148		2-H 3-H 1B		F8			6-3			2	0	1	2	0	0	0
Jeff Calhoun, L (7, 1)										0	0	0	0	0	0	0
Greg Gross, L (7, PH) OBP: 0.409, SLG: 0.382										1	0	0	0	0	0	0
Steve Bedrosian, R (8, 1)										0	0	0	0	0	0	0
Inning Stats	R: 0 E: 0 K: 0 S: 3 H: 0 LOB: 0 BB: 0 P: 3	R: 3 E: 0 K: 2 S: 11 H: 4 LOB: 1 BB: 0 P: 11	R: 2 E: 0 K: 0 S: 6 H: 3 LOB: 2 BB: 1 P: 10	R: 0 E: 0 K: 0 S: 3 H: 0 LOB: 0 BB: 0 P: 3	R: 0 E: 0 K: 1 S: 5 H: 0 LOB: 0 BB: 0 P: 5	R: 0 E: 0 K: 1 S: 5 H: 0 LOB: 0 BB: 0 P: 5	R: 0 E: 0 K: 1 S: 5 H: 0 LOB: 0 BB: 0 P: 5	R: 0 E: 0 K: 2 S: 8 H: 1 LOB: 2 BB: 0 P: 9		1B: 6 2B: 1 3B: 0 HR: 1 SF: 0 SAC: 0 DP: 0 HBP: 1						

PITCHER	IP	WLS	BF	H	R	ER	SO	BB	IBB	HBP	BLK	WP	HR	S	P	ERA	WHIP
Sid Fernandez, L (1, 1) ERA: 3.17	4.0	L	20	7	5	5	2	1	0	0	0	0	1	23	27	11.25	2.000
Doug Sisk, R (5, 1) ERA: 3.46	2.0		6	0	0	0	2	0	0	0	0	0	0	10	10	0.00	0.000
Jeff Innis, R (7, 1) ERA: 4.05	2.0		8	1	0	0	3	0	0	1	0	0	0	13	14	0.00	0.500

PITCHER	IP	WLS	BF	H	R	ER	SO	BB	IBB	HBP	BLK	WP	HR	S	P	ERA	WHIP

AB	32
R	5
H	8
RBI	5
BB	1
SO	7
LOB	11

WP: 0 PA: 34
PB: 0
SB: 0
CS: 0

Batter	1	2	3	4	5	6	7	8	9	AB	R	H	RBI	BB	SO	LOB
Mookie Wilson, S (1, 8) OBP: 0.374, SLG: 0.547	5-3		4-3 1B 2B		1-3 1B SF8 1B	BB S 1B		K		5	2	3	0	0	1	0
Keith Miller, R (1, 4) OBP: 0.395, SLG: 0.512	F3		4-3 2-3		SF8 1-3 1B 1-2 1B	BB 1-2		2B		4	1	2	0	1	0	1
Lee Mazzilli, S (1, 3) OBP: 0.442, SLG: 0.578 Jesse Orosco, R (9, 1) Roger McDowell, R (9, 1) OBP: 0.400, SLG: 0.500	2B 1B		S 3-H 1B		1-3 1-2 2-3	BB 1-2 2-3		IBB		3 0 0	1 0 0	2 0 0	1 0 0	2 0 0	0 0 0	2 0 0
Gary Carter, R (1, 2) OBP: 0.310, SLG: 0.398	1-H 2B		6-3 1-2		IBB 1B	F5		F9		4	0	1	1	1	0	6
Darryl Strawberry, L (1, 9) OBP: 0.385, SLG: 0.603	F5		F6		SF8 2-3 3-H	K	4-3			4	0	0	1	0	1	2
Kevin McReynolds, R (1, 7) OBP: 0.332, SLG: 0.514		1B G4-6-3 1B		F9	1B 1-2 3-H 1B		K	K	F9	5	1	2	1	0	1	0
Howard Johnson, S (1, 5) OBP: 0.346, SLG: 0.487		G4-6-3 1-3 1B		2B	G3		BLK HBP		F9	4	0	2	0	0	0	2
Rafael Santana, R (1, 6) OBP: 0.318, SLG: 0.356		G4-6-3 1-2f 3-H		F8		F8	F6 1-2			4	0	0	0	0	0	3
Terry Leach, R (1, 1) Keith Hernandez, L (9, 3) OBP: 0.375, SLG: 0.450		K		L5		K		K		4 0	0 0	0 0	0 0	0 0	3 0	1 0
Inning Stats	R: 1 H: 2 E: 0 LOB: 1 K: 0 BB: 0 S: 5 P: 5	R: 1 H: 2 E: 0 LOB: 0 K: 1 BB: 0 S: 6 P: 6	R: 1 H: 2 E: 0 LOB: 1 K: 0 BB: 0 S: 5 P: 5	R: 0 H: 1 E: 0 LOB: 1 K: 0 BB: 0 S: 4 P: 4	R: 2 H: 3 E: 0 LOB: 2 K: 0 BB: 1 S: 6 P: 10	R: 0 H: 1 E: 0 LOB: 3 K: 1 BB: 2 S: 6 P: 14	R: 0 H: 0 E: 0 LOB: 1 K: 2 BB: 0 S: 7 P: 8	R: 0 H: 1 E: 0 LOB: 2 K: 2 BB: 1 S: 8 P: 12	R: 0 H: 0 E: 0 LOB: 0 K: 0 BB: 0 S: 3 P: 3	1B: 8 SF: 1 2B: 4 SAC: 0 3B: 0 DP: 1 HR: 0 HBP: 1						

TOP

New York Mets @ Philadelphia Phillies

Veterans Stadium, Philadelphia, PA

Sat Jun 27 1987, 3:33 AM EDT

Att. 40,128 - Unknown

livebaseballscorecards.com

AB	37
R	5
H	12
RBI	4
BB	4
SO	6
LOB	17

WP: 0 PA: 43
PB: 0
SB: 2
CS: 0

PITCHER		IP	WLS	BF	H	R	ER	SO	BB	IBB	HBP	BLK	WP	HR	S	P	ERA	WHIP
Shane Rawley, L ERA: 4.01	(1, 1)	4.2	L	23	9	5	5	1	0	1	0	0	0	0	24	28	9.64	1.929
Doug Bair, R ERA:	(5, 1)	0.1		2	1	0	0	0	0	0	0	0	0	0	2	2	0.00	3.000
Michael Jackson, R ERA: 4.73	(6, 1)	2.2		13	2	0	0	5	2	0	1	1	0	0	20	29	0.00	1.500
Kent Tekulve, R ERA: 3.38	(8, 1)	1.1		5	0	0	0	0	0	1	0	0	0	0	4	8	0.00	0.000

PITCHER	IP	WLS	BF	H	R	ER	SO	BB	IBB	HBP	BLK	WP	HR	S	P	ERA	WHIP

BOTTOM

Batter	1	2	3	4	5	6	7	8	9	AB	R	H	RBI	BB	SO	LOB
Juan Samuel, R (1, 4) OBP: 0.316, SLG: 0.473	F9		1-3			5-3		K		4	0	0	0	0	1	0
Milt Thompson, L (1, 8) OBP: 0.312, SLG: 0.357	3-1			4-3, 1B, 2B		4-3			HR	3	1	1	0	0	0	0
Chris James, R (9, PH) OBP: 0.340, SLG: 0.547										1	1	1	1	0	0	0
Von Hayes, L (1, 3) OBP: 0.419, SLG: 0.451	HR			4-3 2-3		G3			F6	4	1	1	1	0	0	1
Mike Schmidt, R (1, 5) OBP: 0.374, SLG: 0.578	F8			K			E5, FC4-6		1B, 2B	4	1	1	0	0	1	1
Darren Daulton, L (1, 2) OBP: 0.273, SLG: 0.450		F6		1B 3-H			F7		F9	3	0	1	1	0	0	1
Rick Schu, R (9, PH) OBP: 0.306, SLG: 0.444										1	0	0	0	0	0	1
Glenn Wilson, R (1, 9) OBP: 0.322, SLG: 0.454		CS, 1B		B1-3			FC4-6, FC4-6 1-2f		1B 2-H	4	0	2	1	0	0	2
Greg Gross, L (1, 7) OBP: 0.391, SLG: 0.362		5-3 1-2			F7		FC4-6 1-2f		4-3	3	0	0	0	0	0	2
Kent Tekulve, R (8, 1)										0	0	0	0	0	0	0
Lance Parrish, R (9, PH) OBP: 0.280, SLG: 0.353										1	0	0	0	0	0	1
Luis Aguayo, R (1, 6) OBP: 0.281, SLG: 0.488			F9		5-3			F4		3	0	0	0	0	0	0
Shane Rawley, R (1, 1) OBP: 0.275, SLG: 0.282			F8		K			4-3		1	0	0	0	0	0	0
Doug Bair, R (5, 1)										0	0	0	0	0	0	0
John Russell, R (5, PH) OBP: 0.188, SLG: 0.311										1	0	0	0	0	1	0
Michael Jackson, R (6, 1) OBP: 0.182, SLG: 0.100										0	0	0	0	0	0	0
Keith Hughes, L (8, 7)										1	0	0	0	0	0	0
Inning Stats	R: 1 E: 0 K: 0 S: 4 H: 1 LOB: 0 BB: 0 P: 4	R: 0 E: 0 K: 0 S: 3 H: 1 LOB: 0 BB: 0 P: 3	R: 0 E: 0 K: 0 S: 3 H: 0 LOB: 0 BB: 0 P: 3	R: 1 E: 0 K: 1 S: 7 H: 2 LOB: 1 BB: 0 P: 7	R: 0 E: 0 K: 1 S: 5 H: 0 LOB: 0 BB: 0 P: 5	R: 0 E: 0 K: 0 S: 3 H: 0 LOB: 0 BB: 0 P: 3	R: 0 E: 1 K: 0 S: 4 H: 0 LOB: 1 BB: 0 P: 4	R: 0 E: 0 K: 1 S: 5 H: 0 LOB: 0 BB: 0 P: 5	R: 2 E: 0 K: 0 S: 6 H: 3 LOB: 1 BB: 0 P: 6	1B: 3 2B: 2 3B: 0 HR: 2 SF: 0 SAC: 0 DP: 0 HBP: 0						

PITCHER	IP	WLS	BF	H	R	ER	SO	BB	IBB	HBP	BLK	WP	HR	S	P	ERA	WHIP
Terry Leach, R (1, 1) ERA: 2.45	8.0	W	28	4	2	2	3	0	0	0	0	0	1	34	34	2.25	0.500
Jesse Orosco, L (9, 1) ERA: 5.34	0.1		3	2	2	2	0	0	0	0	0	0	1	3	3	54.00	6.000
Roger McDowell, R (9, 1) ERA: 4.28	0.2	S	3	1	0	0	0	0	0	0	0	0	0	3	3	0.00	1.500

PITCHER	IP	WLS	BF	H	R	ER	SO	BB	IBB	HBP	BLK	WP	HR	S	P	ERA	WHIP

New York Mets @ Philadelphia Phillies

Veterans Stadium, Philadelphia, PA

Sat Jun 27 1987, 3:33 AM EDT

Att. 40,128 - Unknown

livebaseballscorecards.com

AB	34
R	4
H	7
RBI	4
BB	0
SO	3
LOB	9

WP: 0 PA: 34
PB: 0
SB: 0
CS: 1

Batter	1	2	3	4	5	6	7	8	9	AB	R	H	RBI	BB	SO	LOB
Mookie Wilson, S (1, 8) OBP: 0.372, SLG: 0.541	6-3		1B		6-3			6-3		4	0	1	0	0	0	0
Bill Almon, R (1, 4) OBP: 0.244, SLG: 0.238	F8		K			6-3		K		4	0	0	0	0	2	1
Keith Hernandez, L (1, 3) OBP: 0.377, SLG: 0.462	F6			HR		F8		1B		4	1	2	1	0	0	0
Roger McDowell, R (8, 1) OBP: 0.400, SLG: 0.500										0	0	0	0	0	0	0
Gary Carter, R (1, 2) OBP: 0.309, SLG: 0.409		F9		HR		F9		4-3		4	1	1	1	0	0	1
Kevin McReynolds, R (1, 7) OBP: 0.331, SLG: 0.514		2B		6-3			F9		F9	4	0	1	0	0	0	0
Lee Mazzilli, S (1, 9) (8, 3) OBP: 0.420, SLG: 0.544		K		L4			6-3		F9	4	0	0	0	0	1	1
Howard Johnson, S (1, 5) OBP: 0.344, SLG: 0.481		6-3		F6			HR BB		K	3	1	0	0	1	1	1
Rafael Santana, R (1, 6) OBP: 0.318, SLG: 0.372			F4		F4		1-H HR			3	1	1	2	0	0	0
Ron Darling, R (1, 1) OBP: 0.156, SLG: 0.226			F9		K		K			3	0	0	0	0	2	0
Jesse Orosco, R (8, 1)										0	0	0	0	0	0	0
Darryl Strawberry, L (8, 9) OBP: 0.385, SLG: 0.603										0	0	0	0	0	0	0
Inning Stats	R: 0 E: 0 K: 0 S: 3 H: 0 LOB: 0 BB: 0 P: 3	R: 0 E: 0 K: 1 S: 6 H: 1 LOB: 1 BB: 0 P: 6	R: 0 E: 0 K: 1 S: 6 H: 1 LOB: 1 BB: 0 P: 6	R: 2 E: 0 K: 0 S: 5 H: 2 LOB: 0 BB: 0 P: 5	R: 0 E: 0 K: 1 S: 5 H: 0 LOB: 0 BB: 0 P: 5	R: 0 E: 0 K: 0 S: 3 H: 0 LOB: 0 BB: 0 P: 3	R: 2 E: 0 K: 1 S: 6 H: 1 LOB: 0 BB: 1 P: 10	R: 0 E: 0 K: 1 S: 6 H: 1 LOB: 1 BB: 0 P: 6	R: 0 E: 0 K: 1 S: 5 H: 0 LOB: 0 BB: 0 P: 5	1B: 2 2B: 1 3B: 0 HR: 3 SF: 0 SAC: 0 DP: 0 HBP: 0						

PITCHER		IP	WLS	BF	H	R	ER	SO	BB	IBB	HBP	BLK	WP	HR	S	P	ERA	WHIP
Don Carman, L ERA: 4.55	(1, 1)	7.0		27	5	4	4	4	1	0	0	0	0	3	34	38	5.14	0.857
Kent Tekulve, R ERA: 3.31	(8, 1)	1.0		4	1	0	0	1	0	0	0	0	0	0	6	6	0.00	1.000
Doug Bair, R ERA:	(9, 1)	1.0	W	3	0	0	0	1	0	0	0	0	0	0	5	5	0.00	0.000

PITCHER	IP	WLS	BF	H	R	ER	SO	BB	IBB	HBP	BLK	WP	HR	S	P	ERA	WHIP

TOP

New York Mets @ Philadelphia Phillies

Veterans Stadium, Philadelphia, PA

Sun Jun 28 1987, 3:33 AM EDT

Att. 52,206 - Unknown

livebaseballscorecards.com

AB	33
R	4
H	6
RBI	4
BB	1
SO	6
LOB	4

BOTTOM

New York Mets @ Philadelphia Phillies

Veterans Stadium, Philadelphia, PA

Sun Jun 28 1987, 3:33 AM EDT

Att. 52,206 - Unknown

Batter	1	2	3	4	5	6	7	8	9	AB	R	H	RBI	BB	SO	LOB
Juan Samuel, R (1, 4) OBP: 0.327, SLG: 0.477	4-0 5-3 BB		4-0 S BB			4-0 BB BB		0-0 1B PB 1B (3-H)	0-0 1B 1B (1-2) 1B	2	2	2	1	3	0	0
Milt Thompson, L (1, 8) OBP: 0.312, SLG: 0.354	0-0 5-3 (1-2)		4-0 (1-2) BB			0-3 K		0-0 F8	0-0 1B (1-2) (2-H) 1B	2	0	0	0	1	1	2
Rick Schu, R (8, PH) (9, 3) OBP: 0.309, SLG: 0.446										2	0	1	1	0	0	1
Von Hayes, L (1, 3) OBP: 0.411, SLG: 0.440 (9, 8)	0-0 F7		0-0 F3			0-0 F8		0-0 L5	0-0 F7	5	0	0	0	0	0	7
Mike Schmidt, R (1, 5) OBP: 0.379, SLG: 0.577	0-0 F7			0-0 F7		4-0 (1-2) BB		0-0 PB 1B (1-3) 1B	0-0 1B (1-2) (2-H) 1B	4	1	2	1	1	0	1
Glenn Wilson, R (1, 9) OBP: 0.321, SLG: 0.451		0-3 K		0-3 K		0-3 K		0-0 1B (1-H) (3-H) 1B		4	0	1	1	0	3	2
Chris James, R (1, 7) OBP: 0.337, SLG: 0.533		0-3 K		0-3 K			0-3 K	0-0 FC5-4 (1-3) 1B		4	0	1	0	0	3	0
Doug Bair, R (9, 1)										0	0	0	0	0	0	0
Lance Parrish, R (1, 2) OBP: 0.275, SLG: 0.346		0-0 F8			0-3 K		0-0 F9	0-0 FC5-4 (1-2f)		4	0	0	0	0	1	2
Ken Dowell, R (1, 6) OBP: 0.143, SLG: 0.143			0-0 5-3		0-0 F8		0-0 F8		0-0 F8	2	0	0	0	0	0	0
Keith Hughes, L (7, PH)										1	0	0	0	0	0	0
Luis Aguayo, R (8, 6) OBP: 0.279, SLG: 0.484										1	0	0	0	0	0	0
Don Carman, L (1, 1) OBP: 0.069, SLG: 0.069			0-0 F7		0-0 6-3			0-0 1B 3B	0-0 1B 1B 1B	2	0	0	0	0	0	0
Kent Tekulve, R (8, 1)										0	0	0	0	0	0	0
Greg Gross, L (8, PH) (9, 7) OBP: 0.408, SLG: 0.417										2	2	2	0	0	0	0
Inning Stats	R: 0 H: 0 E: 0 LOB: 1 K: 0 BB: 1 S: 3 P: 7	R: 0 H: 0 E: 0 LOB: 0 K: 2 BB: 0 S: 7 P: 7	R: 0 H: 0 E: 0 LOB: 2 K: 0 BB: 2 S: 3 P: 11	R: 0 H: 0 E: 0 LOB: 0 K: 2 BB: 0 S: 7 P: 7	R: 0 H: 0 E: 0 LOB: 0 K: 1 BB: 0 S: 5 P: 5	R: 0 H: 0 E: 0 LOB: 2 K: 2 BB: 2 S: 7 P: 15	R: 0 H: 0 E: 0 LOB: 0 K: 1 BB: 0 S: 5 P: 5	R: 3 H: 5 E: 0 LOB: 2 K: 0 BB: 0 S: 8 P: 8	R: 2 H: 4 E: 0 LOB: 2 K: 0 BB: 0 S: 6 P: 6	1B: 8 SF: 0 2B: 0 SAC: 0 3B: 1 DP: 0 HR: 0 HBP: 0						

PITCHER		IP	WLS	BF	H	R	ER	SO	BB	IBB	HBP	BLK	WP	HR	S	P	ERA	WHIP
Ron Darling, R ERA: 4.86	(1, 1)	7.0		28	2	2	2	8	5	0	0	0	0	0	39	59	2.57	1.000
Jesse Orosco, L ERA: 5.52	(8, 1)	0.2		3	1	0	0	0	0	0	0	0	0	0	3	3	0.00	1.500
Roger McDowell, R ERA: 4.67	(8, 1)	1.0	L	9	6	3	3	0	0	0	0	0	0	0	9	9	27.00	6.000

PITCHER	IP	WLS	BF	H	R	ER	SO	BB	IBB	HBP	BLK	WP	HR	S	P	ERA	WHIP

AB	35
R	5
H	9
RBI	4
BB	5
SO	8
LOB	15

WP: 0 PA: 40
PB: 1
SB: 1
CS: 0

livebaseballscorecards.com

Batter	1	2	3	4	5	6	7	8	9	10	11	AB	R	H	RBI	BB	SO	LOB
Vince Coleman, S (1, 7) OBP: 0.376, SLG: 0.344	3-1		G3		FC3-2 1B 3-H		1B 3-H		SH1-3 1-2 2-3		BB S 1B	4	1	1	1	1	0	1
Ozzie Smith, S (1, 6) OBP: 0.385, SLG: 0.363	1B			BB L5-4 S	1B 1-3		L9		5-3 IBB		WP SH2-3 1B 1-H	4	0	3	1	2	0	1
Tom Herr, S (1, 4) OBP: 0.392, SLG: 0.376 Bill Dawley, R (7, 1) OBP: 0.364, SLG: 0.222 Tito Landrum, R (9, PH) OBP: 0.309, SLG: 0.229 Todd Worrell, R (9, 1) Steve Lake, R (11, PH) OBP: 0.304, SLG: 0.373 Pat Perry, L (11, 1) OBP: 0.167, SLG: 0.167 Ken Dayley, L (11, 1)	F7			K 1-2	F7		F7		5-3 1-2 2-3 3-H		SH2-3 1-2	4 0 1 0 0 0 0	0 0 0 0 0 0 0	0 0 1 0 0 0 0	0 0 0 0 0 0 0	0 0 1 0 0 0 0	1 0 0 0 0 0 0	5 0 2 0 0 0 0
Jack Clark, R (1, 3) OBP: 0.443, SLG: 0.655	F9			L5-4 2-3		6-3		HR	IBB		K 2-3	5	1	1	1	1	1	3
Willie McGee, S (1, 8) OBP: 0.319, SLG: 0.434		CS 1B			BB BB 1B 1B	F8		3-1	F9		K	6	1	2	0	0	1	4
Terry Pendleton, S (1, 5) OBP: 0.377, SLG: 0.412		K 1-2			BB 1-2 1B BB	4-3		4-3		K		4	1	0	0	1	2	1
Curt Ford, L (1, 9) OBP: 0.367, SLG: 0.523		1-3			1B E 1-2 2-3 BB		2B 1B	F8		S 1B		4	2	2	0	1	0	0
Tony Peña, R (1, 2) OBP: 0.333, SLG: 0.366			6-3		K		4-3 1-H 1B 2B		SH1-3 BB 5-3 1B		L3 1-2	5	2	2	1	0	1	4
Danny Cox, R (1, 1) OBP: 0.162, SLG: 0.139 John Morris, L (5, PH) OBP: 0.366, SLG: 0.417 Ricky Horton, L (5, 1) OBP: 0.100, SLG: 0.100 Rod Booker, L (7, PH) OBP: 0.432, SLG: 0.438 (7, 4) José Oquendo, S (9, PH) OBP: 0.437, SLG: 0.381 (9, 4)			K		E9 FC3-2 1-H 2-H 3-H 1B		4-3 2-3		5-3 SH1-3 1-2 BB		F3	1 1 0 1 1	0 0 0 0 0	0 1 0 0 0	0 2 0 0 1	0 0 0 0 0	1 0 0 0 0	0 0 0 0 1
Inning Stats	R: 0 E: 0 K: 0 S: 4 H: 1 LOB: 1 BB: 0 P: 4	R: 0 E: 0 K: 1 S: 5 H: 1 LOB: 0 BB: 0 P: 5	R: 0 E: 0 K: 1 S: 5 H: 0 LOB: 0 BB: 0 P: 5	R: 0 E: 0 K: 1 S: 4 H: 0 LOB: 0 BB: 1 P: 8	R: 3 E: 1 K: 1 S: 8 H: 3 LOB: 2 BB: 2 P: 16	R: 0 E: 0 K: 0 S: 3 H: 0 LOB: 0 BB: 0 P: 3	R: 2 E: 0 K: 0 S: 6 H: 3 LOB: 1 BB: 0 P: 6	R: 1 E: 0 K: 0 S: 4 H: 1 LOB: 0 BB: 0 P: 4	R: 1 E: 0 K: 0 S: 4 H: 1 LOB: 3 BB: 3 P: 16	R: 0 E: 0 K: 1 S: 6 H: 1 LOB: 1 BB: 0 P: 6	R: 1 E: 0 K: 2 S: 8 H: 1 LOB: 1 BB: 1 P: 12	1B: 10 2B: 3 3B: 0 HR: 1 SF: 0 SAC: 2 DP: 2 HBP: 0						

PITCHER		IP	WLS	BF	H	R	ER	SO	BB	IBB	HBP	BLK	WP	HR	S	P	ERA	WHIP
John Mitchell, R ERA: 3.69	(1, 1)	6.1		28	8	5	5	4	3	0	0	0	0	0	33	45	7.11	1.737
Roger McDowell, R ERA: 4.95	(7, 1)	1.2		7	2	2	2	0	0	0	0	0	0	1	7	7	10.80	1.200
Jesse Orosco, L ERA: 5.45	(9, 1)	2.0	L	12	2	1	1	1	2	2	0	0	0	0	10	26	4.50	2.000
Doug Sisk, R ERA: 3.38	(11, 1)	1.0		3	0	0	0	2	0	0	0	0	1	0	7	7	0.00	0.000

PITCHER	IP	WLS	BF	H	R	ER	SO	BB	IBB	HBP	BLK	WP	HR	S	P	ERA	WHIP

TOP

St. Louis Cardinals @ New York Mets

Shea Stadium, Flushing, NY

Mon Jun 29 1987, 7:05 PM EDT

Att. 43,106 - Unknown

livebaseballscorecards.com

AB	41
R	8
H	12
RBI	7
BB	7
SO	7
LOB	23

WP: 1 PA: 50
PB: 0
SB: 3
CS: 1

Batter	1	2	3	4	5	6	7	8	9	10	11	AB	R	H	RBI	BB	SO	LOB
Lenny Dykstra, L (1, 8) OBP: 0.344, SLG: 0.465	0-0 SH HR 1B	0-0 F8		0-3 K		0-0 L5			0-0 F9 ①		0-0 F7 ②	5	1	1	0	0	1	2
Lee Mazzilli, S (11, PH) OBP: 0.415, SLG: 0.536												1	0	0	0	0	0	1
Wally Backman, S (1, 4) OBP: 0.295, SLG: 0.284	0-0 SH HR 1-3	0-0 6-3 ③			0-0 E6 1B E	0-0 6-3 ②			0-0 1B		4-0 HBP BB 1-2	2	2	0	0	0	0	0
Bill Almon, R (6, 4) OBP: 0.271, SLG: 0.250												2	0	1	0	1	0	0
Keith Hernandez, L (1, 3) OBP: 0.376, SLG: 0.468	0-0 HR 1-H 3-H		0-0 4-3 ①		0-3 K ①	0-0 4-3 ③			0-0 F9 ②		1-0 HBP 1-2 2-3	5	1	1	3	0	1	2
Gary Carter, R (1, 2) OBP: 0.306, SLG: 0.402	0-0 L8 ①		0-0 6-3 ②		0-0 E 1B E 1-2		0-0 F8 ①		0-0 F9 ③		0-3 K ③	6	1	1	0	0	1	4
Darryl Strawberry, L (1, 9) OBP: 0.385, SLG: 0.598	0-0 6-3 S 1B		0-0 4-3 ③		0-0 E5 1B 1-H 2-H 1B		0-0 3-1 ②			0-0 F7 ①		5	1	2	1	0	0	0
Kevin McReynolds, R (1, 7) OBP: 0.332, SLG: 0.510	0-0 6-3 ② 1-3			0-0 1B 1B	4-0 1B 1B IBB		0-0 5-3 ③			0-0 G3 ②		4	1	1	0	1	0	1
Howard Johnson, S (1, 5) OBP: 0.345, SLG: 0.477	1-0 HBP			0-0 F7 ①	0-0 1B 1B 1-2 3-H			0-0 F9 ①		0-3 K ③		4	0	1	1	0	1	1
Rafael Santana, R (1, 6) OBP: 0.315, SLG: 0.368	0-0 6-3 ③			0-0 1-2 1B	0-0 F3 ②			0-0 F8 ②			0-3 K ①	5	0	1	0	0	1	4
John Mitchell, R (1, 1) OBP: 0.105, SLG: 0.158		0-3 K ①		0-3 K ②	0-0 1-3 2-H 1B ③			0-0 F7 ③			4-0 HBP S BB	3	0	1	1	0	2	2
Roger McDowell, R (7, 1) OBP: 0.333, SLG: 0.400												1	0	0	0	0	0	0
Jesse Orosco, R (9, 1)												0	0	0	0	0	0	0
Doug Sisk, R (11, 1)												0	0	0	0	0	0	0
Mookie Wilson, S (11, 7) OBP: 0.375, SLG: 0.541												0	0	0	0	1	0	0
Inning Stats	R: 3 E: 1 K: 0 S: 7 H: 3 LOB: 2 BB: 0 P: 8	R: 0 E: 0 K: 1 S: 5 H: 0 LOB: 0 BB: 0 P: 5	R: 0 E: 0 K: 0 S: 3 H: 0 LOB: 0 BB: 0 P: 3	R: 0 E: 0 K: 2 S: 9 H: 2 LOB: 2 BB: 0 P: 9	R: 4 E: 2 K: 1 S: 9 H: 4 LOB: 2 BB: 1 P: 13	R: 0 E: 0 K: 0 S: 3 H: 0 LOB: 0 BB: 0 P: 3	R: 0 E: 0 K: 0 S: 3 H: 0 LOB: 0 BB: 0 P: 3	R: 0 E: 0 K: 0 S: 3 H: 0 LOB: 0 BB: 0 P: 3	R: 0 E: 0 K: 0 S: 4 H: 1 LOB: 1 BB: 0 P: 4	R: 0 E: 0 K: 1 S: 5 H: 0 LOB: 0 BB: 0 P: 5	R: 0 E: 0 K: 2 S: 7 H: 0 LOB: 3 BB: 2 P: 16	1B: 9 2B: 0 3B: 0 HR: 1	SF: 0 SAC: 1 DP: 0 HBP: 2					

PITCHER	IP	WLS	BF	H	R	ER	SO	BB	IBB	HBP	BLK	WP	HR	S	P	ERA	WHIP
Danny Cox, R (1, 1) ERA: 3.98	4.0		19	5	3	2	3	0	0	1	0	0	1	24	25	4.50	1.250
Ricky Horton, L (5, 1) ERA: 3.09	2.0		11	4	4	2	1	0	1	0	0	0	0	12	16	9.00	2.000
Bill Dawley, R (7, 1) ERA: 3.83	2.0		6	0	0	0	0	0	0	0	0	0	0	6	6	0.00	0.000
Todd Worrell, R (9, 1) ERA: 3.46	2.0	W	7	1	0	0	1	0	0	0	0	0	0	9	9	0.00	0.500
Pat Perry, L (11, 1) ERA: 3.79	0.2		4	0	0	0	1	2	0	0	0	0	0	4	12	0.00	3.000

PITCHER	IP	WLS	BF	H	R	ER	SO	BB	IBB	HBP	BLK	WP	HR	S	P	ERA	WHIP
Ken Dayley, L (11, 1) ERA: 1.88	0.1	S	2	0	0	0	1	0	0	1	0	0	0	3	4	0.00	0.000

BOTTOM

St. Louis Cardinals @ New York Mets

Shea Stadium, Flushing, NY

Mon Jun 29 1987, 7:05 PM EDT

Att. 43,106 - Unknown

livebaseballscorecards.com

AB	43
R	7
H	10
RBI	6
BB	3
SO	7
LOB	17

1B: 9	SF: 0
2B: 0	SAC: 1
3B: 0	DP: 0
HR: 1	HBP: 2

WP: 0	PA: 49
PB: 0	
SB: 2	
CS: 0	

Batter	1	2	3	4	5	6	7	8	9	AB	R	H	RBI	BB	SO	LOB
Vince Coleman, S (1, 7) OBP: 0.377, SLG: 0.345	x 0-0 G4-6-3 1B		x 0-0 ①② G6-3 1-2f 2-3 3-H			x 0-0 ① 6-3		SSS 0-3 ① K		2	0	1	0	0	0	2
John Morris, L (6, PH) (6, 9) OBP: 0.352, SLG: 0.400										2	0	0	0	0	1	0
Ozzie Smith, S (1, 6) OBP: 0.387, SLG: 0.365	x 0-0 ①② G4-6-3 1-2f		x 0-0 ③ 5-3			x 0-0 1B SF9 1B		x 0-0 1B		4	1	2	0	0	0	2
Tom Herr, S (1, 4) OBP: 0.390, SLG: 0.374	x 0-0 ③ 4-3			x 0-0 ① 4-3		x 0-0 1B 1-3 1B		SSS 0-3 ② K		4	0	1	0	0	1	1
Jack Clark, R (1, 3) OBP: 0.441, SLG: 0.650		SSS 0-3 ① K		BBB 4-0 BB		x 0-0 ② SF9 3-H		SSS 0-3 ③ K		2	0	0	1	1	2	1
Willie McGee, S (1, 8) OBP: 0.318, SLG: 0.432		x 0-0 ② L1		SSS 0-3 ② K		x 0-0 1-2 1B			x 0-0 ① 4-3	4	0	1	0	0	1	1
Terry Pendleton, S (1, 5) OBP: 0.372, SLG: 0.406		SSS 0-3 ③ K		SSS 0-3 ③ K		x 0-0 ③ F6			x 0-0 ② 4-3	4	0	0	0	0	2	3
Curt Ford, L (1, 9) OBP: 0.371, SLG: 0.522			x 0-0 BB FC G6-3 1B		SSS 0-3 ① K		x 0-0 CS 1B 1B		x 0-0 ③ F9	4	1	2	0	0	1	0
(6, 7) Ricky Horton, L (9, 1) OBP: 0.100, SLG: 0.100										0	0	0	0	0	0	0
Tony Peña, R (1, 2) OBP: 0.333, SLG: 0.366			x 0-0 FC G6-3 BB 1-2		x 0-0 ② F4		x 0-0 K 1-2 1B			3	0	1	0	0	0	1
Greg Mathews, R (1, 1) OBP: 0.290, SLG: 0.276			BBB 4-0 G6-3 1-2 2-3 BB		x 0-0 ③ 5-3		SSS 0-3 ①②③ K 1-2 2-3			2	0	0	0	1	1	2
Bill Dawley, R (9, 1) OBP: 0.364, SLG: 0.222										0	0	0	0	0	0	0
José Oquendo, S (9, 7) OBP: 0.437, SLG: 0.381										0	0	0	0	0	0	0
Inning Stats	R: 0 E: 0 K: 0 S: 3 H: 1 LOB: 0 BB: 0 P: 3	R: 0 E: 0 K: 2 S: 7 H: 0 LOB: 0 BB: 0 P: 7	R: 1 E: 0 K: 0 S: 4 H: 1 LOB: 1 BB: 1 P: 8	R: 0 E: 0 K: 2 S: 7 H: 0 LOB: 1 BB: 1 P: 11	R: 0 E: 0 K: 1 S: 5 H: 0 LOB: 0 BB: 0 P: 5	R: 1 E: 0 K: 0 S: 6 H: 3 LOB: 2 BB: 0 P: 6	R: 0 E: 0 K: 1 S: 5 H: 2 LOB: 1 BB: 0 P: 5	R: 0 E: 0 K: 3 S: 10 H: 1 LOB: 1 BB: 0 P: 10	R: 0 E: 0 K: 0 S: 3 H: 0 LOB: 0 BB: 0 P: 3	1B: 8 2B: 0 3B: 0 HR: 0	SF: 1 SAC: 0 DP: 2 HBP: 0						

PITCHER	IP	WLS	BF	H	R	ER	SO	BB	IBB	HBP	BLK	WP	HR	S	P	ERA	WHIP
Dwight Gooden, R (1, 1) ERA: 2.12	9.0	W	34	8	2	2	9	2	0	0	0	0	0	50	58	2.00	1.111

PITCHER	IP	WLS	BF	H	R	ER	SO	BB	IBB	HBP	BLK	WP	HR	S	P	ERA	WHIP

TOP

St. Louis Cardinals @ New York Mets

Shea Stadium, Flushing, NY

Tue Jun 30 1987, 7:05 PM EDT

Att. 49,416 - Unknown

livebaseballscorecards.com

AB	31
R	2
H	8
RBI	1
BB	2
SO	9
LOB	13

WP: 0	PA: 34																
PB: 0																	
SB: 0																	
CS: 1																	

Batter	1	2	3	4	5	6	7	8	9	AB	R	H	RBI	BB	SO	LOB
Mookie Wilson, S (1, 8) OBP: 0.373, SLG: 0.535	F5		FC6-4 1B			F8		G3		4	0	1	0	0	0	0
Wally Backman, S (1, 4) OBP: 0.294, SLG: 0.278	BB		F9			6-3		G3		3	0	0	0	1	0	1
Keith Hernandez, L (1, 3) OBP: 0.371, SLG: 0.462	K		FC6-4 1-2f			G3		F7		4	0	0	0	0	1	2
Gary Carter, R (1, 2) OBP: 0.305, SLG: 0.398 Lenny Dykstra, L (9, PR) OBP: 0.344, SLG: 0.465	F9			F8			K		SH1-4 1B BB	3 0	0 1	0 0	0 0	1 0	1 0	1 0
Kevin McReynolds, R (1, 7) OBP: 0.332, SLG: 0.508		FC5-4 1B		6-3			L9		SH1-4 1-2	3	0	1	0	0	0	0
Lee Mazzilli, S (1, 9) OBP: 0.419, SLG: 0.528		FC5-4 1B 1-2f		F7			2B 1B		1B IBB	3	1	1	0	1	0	1
Howard Johnson, S (1, 5) OBP: 0.351, SLG: 0.486		G6-4-3 1-2 1B			5-3		1-3 1B 2B		1B 1-2 2-H	4	1	3	1	0	0	0
Rafael Santana, R (1, 6) OBP: 0.315, SLG: 0.367		G6-4-3 1-2f			F8		2-H 3-H 1B			3	0	1	2	0	0	2
Dwight Gooden, R (1, 1) OBP: 0.167, SLG: 0.167			6-3		6-3		F7			3	0	0	0	0	0	1
Inning Stats	R: 0 E: 0 K: 1 S: 5 H: 0 LOB: 1 BB: 1 P: 9	R: 0 E: 0 K: 0 S: 4 H: 2 LOB: 1 BB: 0 P: 4	R: 0 E: 0 K: 0 S: 4 H: 1 LOB: 1 BB: 0 P: 4	R: 0 E: 0 K: 0 S: 3 H: 0 LOB: 0 BB: 0 P: 3	R: 0 E: 0 K: 0 S: 3 H: 0 LOB: 0 BB: 0 P: 3	R: 0 E: 0 K: 0 S: 3 H: 0 LOB: 0 BB: 0 P: 3	R: 2 E: 0 K: 1 S: 8 H: 3 LOB: 1 BB: 0 P: 8	R: 0 E: 0 K: 0 S: 3 H: 0 LOB: 0 BB: 0 P: 3	R: 1 E: 0 K: 0 S: 2 H: 1 LOB: 2 BB: 2 P: 10	1B: 6 2B: 1 3B: 0 HR: 0	SF: 0 SAC: 1 DP: 1 HBP: 0	WP: 0 PB: 0 SB: 0 CS: 0	PA: 34				

PITCHER		IP	WLS	BF	H	R	ER	SO	BB	IBB	HBP	BLK	WP	HR	S	P	ERA	WHIP
Greg Mathews, L ERA: 4.15	(1, 1)	8.0	L	31	6	3	3	2	2	0	0	0	0	0	33	41	3.38	1.000
Bill Dawley, R ERA: 3.81	(9, 1)	0.1		1	0	0	0	0	0	0	0	0	0	0	1	1	0.00	0.000
Ricky Horton, L ERA: 3.09	(9, 1)	0.0		2	1	0	0	0	0	1	0	0	0	0	1	5	∞	∞

PITCHER	IP	WLS	BF	H	R	ER	SO	BB	IBB	HBP	BLK	WP	HR	S	P	ERA	WHIP

BOTTOM

St. Louis Cardinals @ New York Mets

Shea Stadium, Flushing, NY

Tue Jun 30 1987, 7:05 PM EDT

Att. 49,416 - Unknown

livebaseballscorecards.com

AB	30
R	3
H	7
RBI	3
BB	3
SO	2
LOB	8

Batter	1	2	3	4	5	6	7	8	9	AB	R	H	RBI	BB	SO	LOB
Ozzie Smith, S (1, 6) OBP: 0.384, SLG: 0.362	6-3		F2			6-3	4-3		1B SF7 1B	5	1	1	0	0	0	0
Terry Pendleton, S (1, 5) OBP: 0.375, SLG: 0.410	K			L9		E 2B S 1B	G4-6-3 1B		1-3 SF7 1B	5	1	3	0	0	1	0
Tom Herr, S (1, 4) OBP: 0.382, SLG: 0.367	5-3			F7		E8 2B 1-3 BB	G4-6-3 1-2f		SF7 1-2 3-H	4	1	0	1	0	0	2
Jack Clark, R (1, 3) OBP: 0.440, SLG: 0.648		K		3B BB		BB 1-3 3-H 2B		6-3	1-3	4	2	1	1	1	1	1
Willie McGee, S (1, 8) OBP: 0.328, SLG: 0.445		WP 1B		1-H 3B		BB 2B IBB		E 1B		3	1	3	1	1	0	0
Tony Peña, R (1, 2) OBP: 0.338, SLG: 0.360		F8			BB	2B 1-2 2-3 3-H BB		K		2	0	0	1	2	1	2
José Oquendo, S (1, 9) OBP: 0.433, SLG: 0.384 (8, 7)		6-3 1-2			F8	1-3 2-H 3-H 2B		E4 FC6-4 1-2		4	0	1	2	0	0	3
Tito Landrum, R (1, 7) OBP: 0.298, SLG: 0.220 Curt Ford, L (6, PH) OBP: 0.366, SLG: 0.515 (6, 7) Todd Worrell, R (8, 1)			F7		K	K		FC6-4 1-2f		2 2 0	0 0 0	0 0 0	0 0 0	0 0 0	1 1 0	1 4 0
Joe Magrane, R (1, 1) OBP: 0.095, SLG: 0.050 Lee Tunnell, R (4, 1) OBP: 0.267, SLG: 0.267 Steve Lake, R (5, PH) OBP: 0.302, SLG: 0.370 Pat Perry, L (5, 1) OBP: 0.167, SLG: 0.167 Tom Lawless, R (6, PH) Bill Dawley, R (6, 1) OBP: 0.364, SLG: 0.222 Ricky Horton, L (6, 1) OBP: 0.100, SLG: 0.100 John Morris, L (8, 9) OBP: 0.345, SLG: 0.392			K		F3		K		1-3	1 0 1 0 1 0 0 0 1	0 0 0 0 0 0 0 0 0	0 0 0 0 0 0 0 0 0	0 0 0 0 0 0 0 0 0	0 0 0 0 0 0 0 0 0	1 0 1 0 0 1 0 0 0	0 0 0 0 2 0 0 0 0
Inning Stats	R: 0 E: 0 K: 1 S: 5 H: 0 LOB: 0 BB: 0 P: 5	R: 0 E: 0 K: 1 S: 6 H: 1 LOB: 1 BB: 0 P: 6	R: 0 E: 0 K: 1 S: 5 H: 0 LOB: 0 BB: 0 P: 5	R: 1 E: 0 K: 0 S: 3 H: 1 LOB: 1 BB: 1 P: 7	R: 0 E: 0 K: 1 S: 5 H: 0 LOB: 1 BB: 1 P: 9	R: 4 E: 1 K: 2 S: 11 H: 3 LOB: 2 BB: 2 P: 19	R: 0 E: 0 K: 0 S: 3 H: 1 LOB: 0 BB: 0 P: 3	R: 0 E: 1 K: 1 S: 7 H: 1 LOB: 2 BB: 0 P: 7	R: 1 E: 0 K: 0 S: 5 H: 2 LOB: 1 BB: 0 P: 5	1B: 6 2B: 2 3B: 1 HR: 0	SF: 1 SAC: 0 DP: 1 HBP: 0					

PITCHER		IP	WLS	BF	H	R	ER	SO	BB	IBB	HBP	BLK	WP	HR	S	P	ERA	WHIP
Sid Fernandez, L ERA: 3.35	(1, 1)	5.1		23	4	5	4	4	2	1	0	0	1	0	28	40	6.75	1.125
Doug Sisk, R ERA: 3.38	(6, 1)	0.0		2	1	0	0	0	1	0	0	0	0	0	1	5	∞	∞
Randy Myers, L ERA: 6.14	(6, 1)	0.2	W	2	0	0	0	2	0	0	0	0	0	0	6	6	0.00	0.000
Roger McDowell, R ERA: 4.81	(7, 1)	3.0	S	13	4	1	1	1	0	0	0	0	0	0	15	15	3.00	1.333

PITCHER	IP	WLS	BF	H	R	ER	SO	BB	IBB	HBP	BLK	WP	HR	S	P	ERA	WHIP

TOP

St. Louis Cardinals @ New York Mets

Shea Stadium, Flushing, NY

Wed Jul 01 1987, 7:05 PM EDT

Att. 40,797 - Unknown

livebaseballscorecards.com

AB	35
R	6
H	9
RBI	6
BB	4
SO	7
LOB	16

Totals	(1, 1) (4, 1) (5, PH) (5, 1) (6, PH) (6, 1) (6, 1) (8, 9)	35	1 0 1 0 1 0 0 1	0 0 0 0 0 0 0 0	0 0 0 0 0 0 0 0	0 0 0 0 1 0 0 0	1 0 1 0 1 0 0 1	0 0 0 0 0 0 0 0	0 0 1 0 0 0 0 0	0 0 0 0 0 0 0 0	0 0 0 0 0 0 0 0	0 0 0 0 0 0 0 0	0 0 0 0 0 0 0 0	0 0 0 0 0 0 0 0	0 0 0 0 0 0 0 0	0 0 0 0 0 0 0 0	0 0 0 0 0 0 0 0	0 0 0 0 0 0 0 0

WP: 1 PB: 0 SB: 1 CS: 0 PA: 40

BOTTOM

St. Louis Cardinals @ New York Mets

Shea Stadium, Flushing, NY

Wed Jul 01 1987, 7:05 PM EDT

Att. 40,797 - Unknown

Batter	1	2	3	4	5	6	7	8	9	AB	R	H	RBI	BB	SO	LOB
Mookie Wilson, S (1, 8) OBP: 0.378, SLG: 0.534	WP 6-3 2B 1B		BBBB 4-0 S 2B BB		x 0-0 F9 ①	x 0-0 FC6-4 ② 1-2f 2-3		x 0-0 S 1B 1B		4	3	2	0	1	0	2
Tim Teufel, R (1, 4) OBP: 0.408, SLG: 0.532	x 0-0 6-3 ① 1-2		x 0-0 F9 WP 1-H 2B		x 0-0 6-3 ②	x 0-0 5-3 ③		x 0-0 E5 1B 1-2		5	1	1	1	0	0	4
Keith Hernandez, L (1, 3) OBP: 0.372, SLG: 0.460	SSS 0-3 K ②		x 0-0 F9 ① 2-3		x 0-0 G3 ③		x 0-0 HR 1B	x 0-0 1-3 2-H 1B		5	1	2	1	0	1	2
Gary Carter, R (1, 2) OBP: 0.310, SLG: 0.423	BBBB 4-0 2B 2-3 BB		x 0-0 4-3 ②			x 0-0 HR	x 0-0 1-H HR	SSS 0-3 K ②		4	2	2	3	1	1	3
Kevin McReynolds, R (1, 7) OBP: 0.330, SLG: 0.506	x 0-0 1-3 3-H 2B		x 0-0 F4 ③ 3-H			x 0-0 5-3 ①	x 0-0 F8 ①	SSS 0-3 K ③		5	0	1	1	0	1	2
Lee Mazzilli, S (1, 9) OBP: 0.422, SLG: 0.526	x 0-0 F9 ③			x 0-0 G6-4-3 BB 1B		x 0-0 BB 1B 1B	x 0-0 F9 ②			4	1	2	0	0	0	2
Howard Johnson, S (1, 5) OBP: 0.357, SLG: 0.486 (7, 6)		SSS 0-3 K ①		BBBB 4-0 G6-4-3 1-2 BB		x 0-0 BB 1-2 1B	BBBB 4-0 BB			2	1	1	0	2	1	0
Rafael Santana, R (1, 6) OBP: 0.312, SLG: 0.363 Dave Magadan, L (6, PH) OBP: 0.361, SLG: 0.426 (7, 5)		x 0-0 4-3 ②		x 0-0 G6-4-3 ① ② 1-2f 2-3		BBBB 4-0 FC6-4 1B 1-2 2-3 BB	x 0-0 F7 ③			2 1	0 0	0 0	0 0	0 1	0 0	2 1
Sid Fernandez, L (1, 1) OBP: 0.212, SLG: 0.258 Doug Sisk, R (6, 1) Randy Myers, L (6, 1) OBP: 0.500, SLG: 0.500 Lenny Dykstra, L (6, PH) OBP: 0.347, SLG: 0.468 Roger McDowell, R (7, 1) OBP: 0.286, SLG: 0.333		SSS 0-3 K ③		x 0-0 4-3 ③		x 0-0 FC6-4 1-2 2-H 3-H 1B		x 0-0 6-3 ①		2 0 0 1 1	0 0 0 0 0	0 0 0 1 0	0 0 0 2 0	1 0 0 0 0	1 0 0 0 0	1 0 0 0 0
Inning Stats	R: 1 E: 0 K: 1 S: 7 H: 2 LOB: 2 BB: 1 P: 11	R: 0 E: 0 K: 2 S: 7 H: 0 LOB: 0 BB: 0 P: 7	R: 2 E: 0 K: 0 S: 4 H: 1 LOB: 0 BB: 1 P: 8	R: 0 E: 0 K: 0 S: 3 H: 1 LOB: 1 BB: 1 P: 7	R: 0 E: 0 K: 0 S: 3 H: 0 LOB: 0 BB: 0 P: 3	R: 3 E: 0 K: 0 S: 7 H: 4 LOB: 2 BB: 1 P: 11	R: 2 E: 0 K: 0 S: 5 H: 2 LOB: 1 BB: 1 P: 9	R: 1 E: 1 K: 2 S: 10 H: 2 LOB: 2 BB: 0 P: 10		1B: 8 2B: 2 3B: 0 HR: 2	SF: 0 SAC: 0 DP: 1 HBP: 0			WP: 2 PB: 0 SB: 2 CS: 0	PA: 41		

livebaseballscorecards.com

	AB	36
	R	9
	H	12
	RBI	8
	BB	5
	SO	5
	LOB	19

PITCHER		IP	WLS	BF	H	R	ER	SO	BB	IBB	HBP	BLK	WP	HR	S	P	ERA	WHIP
Joe Magrane, L ERA: 3.29	(1, 1)	3.0		16	4	3	3	3	3	0	0	0	2	0	19	31	9.00	2.333
Lee Tunnell, R ERA: 4.57	(4, 1)	1.0		2	0	0	0	0	0	0	0	0	0	0	2	2	0.00	0.000
Pat Perry, L ERA: 3.69	(5, 1)	1.0		3	0	0	0	0	0	0	0	0	0	0	3	3	0.00	0.000
Bill Dawley, R ERA: 4.26	(6, 1)	0.1	L	5	3	3	3	0	1	0	0	0	0	1	4	8	81.00	12.000
Ricky Horton, L ERA: 3.32	(6, 1)	1.2		9	3	2	2	0	1	0	0	0	0	1	8	12	10.80	2.400

PITCHER		IP	WLS	BF	H	R	ER	SO	BB	IBB	HBP	BLK	WP	HR	S	P	ERA	WHIP
Todd Worrell, R ERA: 3.6	(8, 1)	1.0		6	2	1	1	2	0	0	0	0	0	0	10	10	9.00	2.000

Batter	1	2	3	4	5	6	7	8	9	AB	R	H	RBI	BB	SO	LOB
Lenny Dykstra, L (1, 8) OBP: 0.348, SLG: 0.481	K	F8			HR	K 3-H			1B FC1 1B	5	1	2	1	0	2	3
Wally Backman, S (1, 4) OBP: 0.303, SLG: 0.297	K		BB G6-4-3		3B		P4		FC1 1-3 1B	4	0	2	0	1	1	0
Keith Hernandez, L (1, 3) OBP: 0.372, SLG: 0.461	2B		G6-4-3 1-2f		BB		F7		FC1 1-2 3-H	4	0	1	0	1	0	3
Gary Carter, R (1, 2) OBP: 0.305, SLG: 0.415	K		F6		P4		5-3		P4	5	0	0	0	0	1	5
Darryl Strawberry, L (1, 9) OBP: 0.387, SLG: 0.605		F8 2B 2B		K	4-3 1B 2B			K		4	2	2	0	0	2	0
Kevin McReynolds, R (1, 7) OBP: 0.329, SLG: 0.502		F8 2-3		6-3	4-3 2-3			2B 1B		4	0	1	0	0	0	2
Howard Johnson, S (1, 5) OBP: 0.359, SLG: 0.490		1B 3-H 2B		F8	2B 3-H 1B			F2		4	2	2	2	0	0	1
Rafael Santana, R (1, 6) OBP: 0.321, SLG: 0.381		SH3-2 2-H 1B			F8	1B CS 1-H 2B		1-H 2B		4	0	3	2	0	0	0
Terry Leach, R (1, 1) OBP: 0.105, SLG: 0.056		SH3-2 1-2			K	2-3 1B			F7	3	0	1	0	0	1	0
Inning Stats	R: 0 E: 0 K: 3 S: 10 H: 1 LOB: 1 BB: 0 P: 10	R: 2 E: 0 K: 0 S: 6 H: 3 LOB: 1 BB: 0 P: 6	R: 0 E: 0 K: 0 S: 2 H: 0 LOB: 0 BB: 1 P: 6	R: 0 E: 0 K: 1 S: 5 H: 0 LOB: 0 BB: 0 P: 5	R: 1 E: 0 K: 1 S: 7 H: 2 LOB: 2 BB: 1 P: 11	R: 2 E: 0 K: 1 S: 8 H: 4 LOB: 1 BB: 0 P: 8	R: 0 E: 0 K: 0 S: 3 H: 0 LOB: 0 BB: 0 P: 3	R: 0 E: 0 K: 1 S: 6 H: 2 LOB: 2 BB: 0 P: 6	R: 0 E: 0 K: 0 S: 5 H: 2 LOB: 2 BB: 0 P: 5	1B: 6 2B: 6 3B: 1 HR: 1 SF: 0 SAC: 1 DP: 1 HBP: 0						

PITCHER	IP	WLS	BF	H	R	ER	SO	BB	IBB	HBP	BLK	WP	HR	S	P	ERA	WHIP
Ron Robinson, R (1, 1) ERA: 3.34	5.1	L	26	9	5	5	5	2	0	0	0	0	1	34	42	8.44	2.062
Rob Murphy, L (6, 1) ERA: 2.81	0.2		2	1	0	0	1	0	0	0	0	0	0	4	4	0.00	1.500
Bill Scherrer, L (7, 1) ERA: 7.45	2.2		11	4	0	0	1	0	0	0	0	0	0	13	13	0.00	1.500
Bill Landrum, R (9, 1) ERA: 3.53	0.1		1	0	0	0	0	0	0	0	0	0	0	1	1	0.00	0.000

PITCHER	IP	WLS	BF	H	R	ER	SO	BB	IBB	HBP	BLK	WP	HR	S	P	ERA	WHIP

TOP

New York Mets @ Cincinnati Reds

Riverfront Stadium, Cincinnati, OH

Thu Jul 02 1987, 7:05 PM EDT

Att. 27,777 - Unknown

livebaseballscorecards.com

AB	37
R	5
H	14
RBI	5
BB	2
SO	7
LOB	14

BOTTOM

New York Mets @ Cincinnati Reds

Riverfront Stadium, Cincinnati, OH

Thu Jul 02 1987, 7:05 PM EDT

Att. 27,777 - Unknown

Batter	1	2	3	4	5	6	7	8	9	AB	R	H	RBI	BB	SO	LOB
Kal Daniels, L (1, 7) OBP: 0.405, SLG: 0.599	3-1			BBBB 4-0 CS BB			F7		4-3	1	0	0	0	1	0	0
Paul O'Neill, L (5, 8) OBP: 0.234, SLG: 0.333										2	0	0	0	0	0	0
Terry Francona, L (1, 3) OBP: 0.237, SLG: 0.256	3-1			F6 1-2			F9			3	0	0	0	0	0	1
Tracy Jones, R (1, 8) OBP: 0.365, SLG: 0.542 (5, 7)	L7			5-3			BBBB 4-0 FC4-6 BB			2	0	0	0	1	0	0
Dave Parker, L (1, 9) OBP: 0.327, SLG: 0.485		1-3			F8		FC4-6 1-2f			3	0	0	0	0	0	1
Buddy Bell, R (1, 5) OBP: 0.343, SLG: 0.423		5-3			6-3			F8		3	0	0	0	0	0	0
Bo Diaz, R (1, 2) OBP: 0.323, SLG: 0.408		F9			L5			G4-6-3 1B		3	0	1	0	0	0	0
Ron Oester, S (1, 4) OBP: 0.316, SLG: 0.367			CS 1B			4-3		G4-6-3 1-2f		3	0	1	0	0	0	1
Barry Larkin, R (1, 6) OBP: 0.282, SLG: 0.377			SSS K			5-3			4-3	3	0	0	0	0	1	1
Ron Robinson, R (1, 1) OBP: 0.111, SLG: 0.125			SSS K 1-2			SSS K			F8	1	0	0	0	0	1	1
Rob Murphy, L (6, 1) OBP: 0.250, SLG: 0.250										0	0	0	0	0	0	0
Nick Esasky, R (6, PH) OBP: 0.263, SLG: 0.567										1	0	0	0	0	1	0
Bill Scherrer, L (7, 1)										0	0	0	0	0	0	0
Bill Landrum, R (9, 1) OBP: 0.250, SLG: 0.250										0	0	0	0	0	0	0
Kurt Stillwell, S (9, PH) OBP: 0.321, SLG: 0.369										1	0	0	0	0	0	0

livebaseballscorecards.com

AB	26
R	0
H	2
RBI	0
BB	2
SO	3
LOB	5

Inning Stats	1	2	3	4	5	6	7	8	9
	R: 0 E: 0 K: 0 S: 3	R: 0 E: 0 K: 0 S: 3	R: 0 E: 0 K: 2 S: 7	R: 0 E: 0 K: 0 S: 2	R: 0 E: 0 K: 0 S: 3	R: 0 E: 0 K: 1 S: 5	R: 0 E: 0 K: 0 S: 3	R: 0 E: 0 K: 0 S: 3	R: 0 E: 0 K: 0 S: 3
	H: 0 LOB: 0 BB: 0 P: 3	H: 0 LOB: 0 BB: 0 P: 3	H: 1 LOB: 1 BB: 0 P: 7	H: 0 LOB: 0 BB: 1 P: 6	H: 0 LOB: 0 BB: 0 P: 3	H: 0 LOB: 0 BB: 0 P: 5	H: 0 LOB: 1 BB: 1 P: 7	H: 1 LOB: 0 BB: 0 P: 3	H: 0 LOB: 0 BB: 0 P: 3

1B: 2	SF: 0
2B: 1	SAC: 0
3B: 0	DP: 2
HR: 0	HBP: 0

WP: 0	PA: 28
PB: 0	
SB: 0	
CS: 2	

PITCHER	IP	WLS	BF	H	R	ER	SO	BB	IBB	HBP	BLK	WP	HR	S	P	ERA	WHIP
Terry Leach, R (1, 1) ERA: 2.13	9.0	W	28	2	0	0	3	2	0	0	0	0	0	32	40	0.00	0.444

PITCHER	IP	WLS	BF	H	R	ER	SO	BB	IBB	HBP	BLK	WP	HR	S	P	ERA	WHIP

Batter	1	2	3	4	5	6	7	8	9	AB	R	H	RBI	BB	SO	LOB
Mookie Wilson, S (1, 8) OBP: 0.369, SLG: 0.520	5-3		6-3 2-3		F4 2-3		G3		6-3 2-3	5	0	0	0	0	0	3
Tim Teufel, R (1, 4) OBP: 0.414, SLG: 0.540	1-3		3-H 2B		BBBB BB			P5	3-H BB 1B	2	0	1	1	1	0	0
Lenny Dykstra, L (8, PH) OBP: 0.347, SLG: 0.478										1	0	0	0	0	0	0
Bill Almon, R (8, 4) OBP: 0.286, SLG: 0.267										1	0	1	1	0	0	0
Keith Hernandez, L (1, 3) OBP: 0.373, SLG: 0.462	SSS K		F7		F7			E 2B	BBBB 1-2 BB	4	0	1	0	1	1	3
Gary Carter, R (1, 2) OBP: 0.307, SLG: 0.412		6-3		BBBB BB		FC5-4 1B		E3 FC5-4 2-3	P3	4	0	1	0	1	0	3
Darryl Strawberry, L (1, 9) OBP: 0.382, SLG: 0.595		SSS K		P4		L4		SSS K		4	0	0	0	0	2	4
Kevin McReynolds, R (1, 7) OBP: 0.328, SLG: 0.502		2B		F7		FC5-4 1-2f		FC5-4 1-2f		4	0	1	0	0	0	4
Howard Johnson, S (1, 5) OBP: 0.357, SLG: 0.486		5-3		1-3		L8			6-3 2B 1B	4	1	1	0	0	0	3
Rafael Santana, R (1, 6) OBP: 0.325, SLG: 0.386			6-3 SH1-4 2B 1B		F4 SH1-4 1B		5-3		6-3 1-2	3	1	2	0	0	0	0
Dave Magadan, L (9, PH) OBP: 0.358, SLG: 0.421										1	0	0	0	0	0	1
Ron Darling, R (1, 1) OBP: 0.156, SLG: 0.226			SH1-4 1-2		SH1-4 1-2		SSS K		6-3 2-H 1B 2B	0	0	0	0	0	0	0
Wally Backman, S (7, PH) OBP: 0.301, SLG: 0.295										1	0	0	0	0	1	0
Doug Sisk, R (7, 1)										0	0	0	0	0	0	0
Lee Mazzilli, S (9, PH) OBP: 0.429, SLG: 0.545										1	1	1	1	0	0	0
Inning Stats	R: 0 E: 0 K: 1 S: 5 H: 0 LOB: 0 BB: 0 P: 5	R: 0 E: 0 K: 1 S: 6 H: 1 LOB: 1 BB: 0 P: 6	R: 1 E: 0 K: 0 S: 5 H: 2 LOB: 1 BB: 0 P: 5	R: 0 E: 0 K: 0 S: 3 H: 0 LOB: 1 BB: 1 P: 7	R: 0 E: 0 K: 0 S: 4 H: 1 LOB: 2 BB: 1 P: 8	R: 0 E: 0 K: 0 S: 4 H: 1 LOB: 1 BB: 0 P: 4	R: 0 E: 0 K: 1 S: 5 H: 0 LOB: 0 BB: 0 P: 5	R: 0 E: 1 K: 1 S: 7 H: 1 LOB: 2 BB: 0 P: 7	R: 2 E: 0 K: 0 S: 6 H: 3 LOB: 2 BB: 1 P: 10	1B: 5 2B: 4 3B: 0 HR: 0 SF: 0 SAC: 2 DP: 0 HBP: 0	WP: 0 PB: 0 SB: 0 CS: 0 PA: 40					

PITCHER		IP	WLS	BF	H	R	ER	SO	BB	IBB	HBP	BLK	WP	HR	S	P	ERA	WHIP
Guy Hoffman, L ERA: 3.27	(1, 1)	6.0	W	25	5	1	1	2	2	0	0	0	0	0	27	35	1.50	1.167
Frank Williams, R ERA: 2.72	(7, 1)	1.1		6	1	0	0	1	0	0	0	0	0	0	8	8	0.00	0.750
Rob Murphy, L ERA: 2.79	(8, 1)	0.1		1	0	0	0	1	0	0	0	0	0	0	3	3	0.00	0.000
Bill Landrum, R ERA: 3.89	(8, 1)	1.1	S	8	3	2	2	0	1	0	0	0	0	0	7	11	13.50	3.000

PITCHER	IP	WLS	BF	H	R	ER	SO	BB	IBB	HBP	BLK	WP	HR	S	P	ERA	WHIP

TOP

New York Mets @ Cincinnati Reds

Riverfront Stadium, Cincinnati, OH

Fri Jul 03 1987, 7:05 PM EDT

Att. 41,649 - Unknown

livebaseballscorecards.com

AB	35
R	3
H	9
RBI	3
BB	3
SO	4
LOB	21

BOTTOM

New York Mets @ Cincinnati Reds

Riverfront Stadium, Cincinnati, OH

Fri Jul 03 1987, 7:05 PM EDT

Att. 41,649 - Unknown

Batter	1	2	3	4	5	6	7	8	9	AB	R	H	RBI	BB	SO	LOB
Dave Collins, S (1, 7) OBP: 0.250, SLG: 0.250	G3		F8		1-2 1B 3-H		L7			4	0	1	1	0	0	0
Tracy Jones, R (1, 9) (9, 8) OBP: 0.358, SLG: 0.531	F8			F8	4-3			6-3		4	0	0	0	0	0	2
Eric Davis, R (1, 8) OBP: 0.412, SLG: 0.681 Terry Francona, L (9, 3) OBP: 0.237, SLG: 0.256	L9			6-3		BBB HR BB		1B 1B		3 0	2 0	1 0	0 0	1 0	0 0	0 0
Dave Parker, L (1, 3) (9, 9) OBP: 0.329, SLG: 0.489		1B 2B		F7		F7		1B 3B 1-3		4	2	2	0	0	0	1
Buddy Bell, R (1, 5) OBP: 0.349, SLG: 0.429		G5-4-3 1B 2-H			1B 1B	F8		1B 3B 1-2 3-H		4	2	3	2	0	0	1
Bo Diaz, R (1, 2) OBP: 0.325, SLG: 0.429		G5-4-3 1-2f			K SSS	HR 1-H		3B 1-H 2-H		4	1	2	4	0	1	2
Ron Oester, S (1, 4) OBP: 0.315, SLG: 0.365		3-1			1B 1B 1-3	F6		1-3		4	1	1	0	0	0	1
Barry Larkin, R (1, 6) OBP: 0.276, SLG: 0.367			K SSS		F7		6-3	1-3		4	0	0	0	0	1	3
Guy Hoffman, L (1, 1) OBP: 0.158, SLG: 0.158 Frank Williams, R (7, 1) Rob Murphy, L (8, 1) OBP: 0.250, SLG: 0.250 Bill Landrum, R (8, 1) OBP: 0.250, SLG: 0.250			K SSS		1B 1-3 3-H		6-3			2 1 0 0	0 0 0 0	1 0 0 0	1 0 0 0	0 0 0 0	1 0 0 0	0 0 0 0
Inning Stats	R: 0 H: 0 E: 0 LOB: 0 K: 0 BB: 0 S: 3 P: 3	R: 1 H: 2 E: 0 LOB: 0 K: 0 BB: 0 S: 4 P: 4	R: 0 H: 0 E: 0 LOB: 0 K: 2 BB: 0 S: 7 P: 7	R: 0 H: 0 E: 0 LOB: 0 K: 0 BB: 0 S: 3 P: 3	R: 2 H: 4 E: 0 LOB: 2 K: 1 BB: 0 S: 9 P: 9	R: 2 H: 1 E: 0 LOB: 0 K: 0 BB: 1 S: 4 P: 8	R: 0 H: 0 E: 0 LOB: 0 K: 0 BB: 0 S: 3 P: 3	R: 3 H: 4 E: 0 LOB: 1 K: 0 BB: 0 S: 7 P: 7		1B: 8 SF: 0 2B: 1 SAC: 0 3B: 1 DP: 1 HR: 1 HBP: 0						

livebaseballscorecards.com

AB	34
R	8
H	11
RBI	8
BB	1
SO	3
LOB	10

PITCHER		IP	WLS	BF	H	R	ER	SO	BB	IBB	HBP	BLK	WP	HR	S	P	ERA	WHIP
Ron Darling, R ERA: 5.01	(1, 1)	6.0	L	25	7	5	5	3	1	0	0	0	0	1	30	34	7.50	1.333
Doug Sisk, R ERA: 3.83	(7, 1)	2.0		10	4	3	3	0	0	0	0	0	0	0	10	10	13.50	2.000

PITCHER	IP	WLS	BF	H	R	ER	SO	BB	IBB	HBP	BLK	WP	HR	S	P	ERA	WHIP

Batter	1	2	3	4	5	6	7	8	9	AB	R	H	RBI	BB	SO	LOB
Lenny Dykstra, L (1, 8) OBP: 0.343, SLG: 0.472	P4		F7		G4-6-3 1B		F9		B1-3	5	0	1	0	0	0	1
Wally Backman, S (1, 4) OBP: 0.300, SLG: 0.294	G1-6-3 S 2B 1B		4-3		G4-6-3 1-2f			F7		4	1	1	0	0	0	1
Keith Hernandez, L (1, 3) OBP: 0.371, SLG: 0.457	G1-6-3 1-3		F7		5-3			BBBB 1B BB		3	0	0	0	1	0	1
Gary Carter, R (1, 2) OBP: 0.309, SLG: 0.421	3-H 2B			F9		2B		P4		4	0	2	1	0	0	1
Darryl Strawberry, L (1, 9) OBP: 0.383, SLG: 0.592	BBBB BB			4-3		SSS K		FC6-4 1-3 1B		3	0	1	0	1	1	1
Kevin McReynolds, R (1, 7) OBP: 0.327, SLG: 0.498	P4			HR 1B		F9		FC6-4 1-2f		4	1	1	0	0	0	5
Howard Johnson, S (1, 5) OBP: 0.356, SLG: 0.494		P5		1-H HR		F9			F8	4	1	1	2	0	0	1
Rafael Santana, R (1, 6) OBP: 0.321, SLG: 0.380		5-3		E6			6-3		1B	3	0	0	0	0	0	0
Mookie Wilson, S (9, PH) OBP: 0.372, SLG: 0.523										1	0	1	0	0	0	0
John Mitchell, R (1, 1) OBP: 0.095, SLG: 0.143		P4		F8			4-3		K	2	0	0	0	0	0	1
Randy Myers, L (5, 1) OBP: 0.500, SLG: 0.500										0	0	0	0	0	0	0
Dave Magadan, L (7, PH) OBP: 0.355, SLG: 0.417										1	0	0	0	0	0	0
Jeff Innis, R (7, 1)										0	0	0	0	0	0	0
Lee Mazzilli, S (9, PH) OBP: 0.424, SLG: 0.538										1	0	0	0	0	1	1
Inning Stats	R: 1 E: 0 K: 0 S: 5 H: 2 LOB: 2 BB: 1 P: 9	R: 0 E: 0 K: 0 S: 3 H: 0 LOB: 0 BB: 0 P: 3	R: 0 E: 0 K: 0 S: 3 H: 0 LOB: 0 BB: 0 P: 3	R: 2 E: 1 K: 0 S: 6 H: 2 LOB: 1 BB: 0 P: 6	R: 0 E: 0 K: 0 S: 3 H: 1 LOB: 0 BB: 0 P: 3	R: 0 E: 0 K: 1 S: 6 H: 1 LOB: 1 BB: 0 P: 6	R: 0 E: 0 K: 0 S: 3 H: 0 LOB: 0 BB: 0 P: 3	R: 0 E: 0 K: 0 S: 4 H: 1 LOB: 2 BB: 1 P: 8	R: 0 E: 0 K: 1 S: 6 H: 1 LOB: 1 BB: 0 P: 6	1B: 5 2B: 2 3B: 0 HR: 1 SF: 0 SAC: 0 DP: 1 HBP: 0						WP: 0 PB: 0 SB: 1 CS: 0 PA: 37

PITCHER	IP	WLS	BF	H	R	ER	SO	BB	IBB	HBP	BLK	WP	HR	S	P	ERA	WHIP
Bill Gullickson, R (1, 1) ERA: 4.61	9.0	W	37	8	3	3	2	2	0	0	0	0	1	39	47	3.00	1.111

PITCHER	IP	WLS	BF	H	R	ER	SO	BB	IBB	HBP	BLK	WP	HR	S	P	ERA	WHIP

TOP

New York Mets @ Cincinnati Reds

Riverfront Stadium, Cincinnati, OH

Sat Jul 04 1987, 7:05 PM EDT

Att. 43,296 - Unknown

livebaseballscorecards.com

AB	35
R	3
H	8
RBI	3
BB	2
SO	2
LOB	13

Batter	1	2	3	4	5	6	7	8	9	AB	R	H	RBI	BB	SO	LOB
Kal Daniels, L (1, 7) OBP: 0.406, SLG: 0.611	F7		E 1B	3-H HR			3-1			4	1	2	2	0	0	0
Tracy Jones, R (1, 9) OBP: 0.352, SLG: 0.520	6-3		1-2 6-3	6-3			P5			4	0	0	0	0	0	1
Eric Davis, R (1, 8) OBP: 0.413, SLG: 0.690	HR			WP 1B SF9 1B	5-3		1-3			4	2	2	1	0	0	0
Dave Parker, L (1, 3) OBP: 0.328, SLG: 0.486	G3			SF9 WP 1-2 2B 1B	F7			G3		4	1	1	0	0	0	0
Terry Francona, L (9, 3) OBP: 0.237, SLG: 0.256										0	0	0	0	0	0	0
Buddy Bell, R (1, 5) OBP: 0.351, SLG: 0.427		F7		B B B B 4-0 2B E 1-2 2-3 BB	FC5-4 1B			F8		3	1	1	0	1	0	0
Bo Diaz, R (1, 2) OBP: 0.321, SLG: 0.424		5-3		SF9 2-3 3-H	FC5-4 1-2f			6-3		3	0	0	1	0	0	1
Ron Oester, S (1, 4) OBP: 0.315, SLG: 0.369		G4-1		E 1-3 3-H 2B		S S S K				3	1	1	1	0	1	0
Barry Larkin, R (1, 6) OBP: 0.277, SLG: 0.366			4-3	FC5 HR 2-H 3-H		B5-6-3 1B				3	1	1	0	0	0	0
Bill Gullickson, R (1, 1) OBP: 0.231, SLG: 0.333			S S S K	5-3		B5-6-3 1-2f				3	0	0	0	0	1	2
Inning Stats	R: 1 H: 1 E: 0 LOB: 0 K: 0 BB: 0 S: 4 P: 4	R: 0 H: 0 E: 0 LOB: 0 K: 0 BB: 0 S: 3 P: 3	R: 0 H: 1 E: 1 LOB: 1 K: 1 BB: 0 S: 6 P: 6	R: 6 H: 4 E: 1 LOB: 0 K: 0 BB: 1 S: 8 P: 12	R: 0 H: 1 E: 0 LOB: 1 K: 0 BB: 0 S: 4 P: 4	R: 0 H: 1 E: 0 LOB: 0 K: 1 BB: 0 S: 5 P: 5	R: 0 H: 0 E: 0 LOB: 0 K: 0 BB: 0 S: 3 P: 3	R: 0 H: 0 E: 0 LOB: 0 K: 0 BB: 0 S: 3 P: 3		1B: 5 SF: 1 2B: 1 SAC: 0 3B: 0 DP: 1 HR: 2 HBP: 0						

PITCHER		IP	WLS	BF	H	R	ER	SO	BB	IBB	HBP	BLK	WP	HR	S	P	ERA	WHIP
John Mitchell, R ERA: 3.9	(1, 1)	4.0	L	20	6	7	3	1	1	0	0	0	1	2	21	25	6.75	1.750
Randy Myers, L ERA: 5.63	(5, 1)	2.0		7	2	0	0	1	0	0	0	0	0	0	9	9	0.00	1.000
Jeff Innis, R ERA: 3.52	(7, 1)	2.0		6	0	0	0	0	0	0	0	0	0	0	6	6	0.00	0.000

PITCHER	IP	WLS	BF	H	R	ER	SO	BB	IBB	HBP	BLK	WP	HR	S	P	ERA	WHIP

BOTTOM

New York Mets @ Cincinnati Reds

Riverfront Stadium, Cincinnati, OH

Sat Jul 04 1987, 7:05 PM EDT

Att. 43,296 - Unknown

AB	31
R	7
H	8
RBI	5
BB	1
SO	2
LOB	4

livebaseballscorecards.com

Batter	1	2	3	4	5	6	7	8	9	AB	R	H	RBI	BB	SO	LOB
Mookie Wilson, S (1, 8) OBP: 0.368, SLG: 0.515	K		K		F7		F3		FC6-4 1B 3-H	5	0	1	1	0	2	0
Tim Teufel, R (1, 4) OBP: 0.428, SLG: 0.619	HR		2B		HR			1B 2B	FC6-4 1-2f 2-H	5	3	4	2	0	0	1
Keith Hernandez, L (1, 3) OBP: 0.372, SLG: 0.456	1B		F7		F8			1B 2-H	4-3	5	0	2	1	0	0	2
Kevin McReynolds, R (1, 7) OBP: 0.326, SLG: 0.495	P4		P4			1B		K		4	0	1	0	0	1	3
Darryl Strawberry, L (1, 9) OBP: 0.382, SLG: 0.585 Jeff Innis, R (8, 1)	K			6-3 BB		F7		K		3 0	0 0	0 0	0 0	1 0	2 0	3 0
Howard Johnson, S (1, 5) OBP: 0.351, SLG: 0.487		F3		F5		P4		P5		4	0	0	0	0	0	3
Barry Lyons, R (1, 2) OBP: 0.290, SLG: 0.369		4-3		6-3 1-2		F6			5-3	4	0	0	0	0	0	2
Rafael Santana, R (1, 6) OBP: 0.323, SLG: 0.381 Randy Myers, L (4, 1) OBP: 0.500, SLG: 0.500 Doug Sisk, R (5, 1) Lenny Dykstra, L (7, PH) OBP: 0.342, SLG: 0.469 Jesse Orosco, R (7, 1) Lee Mazzilli, S (8, 9) OBP: 0.430, SLG: 0.544		BLK 1B		P4			K		2B 1B	2 0 0 1 0 0 1	0 0 0 0 0 0 1	1 0 0 0 0 0 0	0 0 0 0 0 0 0	0 0 0 0 1 0 0	0 0 0 0 0 0 0	1 0 0 0 0 0 0
Dwight Gooden, R (1, 1) OBP: 0.158, SLG: 0.158 Bill Almon, R (4, 6) OBP: 0.288, SLG: 0.292		K 1-2			F8		K		E 2B 1-3	1 3	0 1	0 1	0 0	0 1	1 0	1 0
Inning Stats	R: 1 E: 0 K: 2 S: 9 H: 2 LOB: 1 BB: 0 P: 9	R: 0 E: 0 K: 1 S: 6 H: 1 LOB: 1 BB: 0 P: 6	R: 0 E: 0 K: 1 S: 6 H: 1 LOB: 1 BB: 0 P: 6	R: 0 E: 0 K: 0 S: 3 H: 0 LOB: 1 BB: 1 P: 7	R: 1 E: 0 K: 0 S: 4 H: 1 LOB: 0 BB: 0 P: 4	R: 0 E: 0 K: 0 S: 4 H: 1 LOB: 1 BB: 0 P: 4	R: 0 E: 0 K: 2 S: 7 H: 0 LOB: 0 BB: 0 P: 7	R: 1 E: 0 K: 2 S: 9 H: 2 LOB: 1 BB: 0 P: 9	R: 2 E: 1 K: 0 S: 6 H: 3 LOB: 1 BB: 0 P: 6	1B: 6 2B: 3 3B: 0 HR: 2 SF: 0 SAC: 0 DP: 0 HBP: 0						

PITCHER		IP	WLS	BF	H	R	ER	SO	BB	IBB	HBP	BLK	WP	HR	S	P	ERA	WHIP
Tom Browning, L ERA: 7.23	(1, 1)	7.0	W	28	6	2	2	6	1	0	0	1	0	2	39	43	2.57	1.000
Rob Murphy, L ERA: 3.06	(8, 1)	1.1		9	5	3	2	2	0	0	0	0	0	0	13	13	13.50	3.750
John Franco, L ERA: 0.94	(9, 1)	0.2	S	2	0	0	0	0	0	0	0	0	0	0	2	2	0.00	0.000

PITCHER	IP	WLS	BF	H	R	ER	SO	BB	IBB	HBP	BLK	WP	HR	S	P	ERA	WHIP

TOP

New York Mets @ Cincinnati Reds

Riverfront Stadium, Cincinnati, OH

Sun Jul 05 1987, 3:33 AM EDT

Att. 34,716 - Unknown

livebaseballscorecards.com

AB	38
R	5
H	11
RBI	4
BB	1
SO	8
LOB	16

WP: 0 PA: 39
PB: 0
SB: 0
CS: 0

Batter	1	2	3	4	5	6	7	8	9	AB	R	H	RBI	BB	SO	LOB
Kal Daniels, L (1, 7) OBP: 0.407, SLG: 0.614	S S S 0-3 K ①	x 0-0 1B PB 2B 3-H		x 0-0 WP S 1B		x 0-0 1-3 ①	S S S 0-3 K ②			2	0	1	1	0	1	0
Dave Collins, S (2, PR) (3, 7) OBP: 0.286, SLG: 0.286										3	1	1	0	0	1	3
Terry Francona, L (1, 3) OBP: 0.245, SLG: 0.263	x 0-0 S 1B	x 0-0 PB 1B 2-3		S S S 0-3 K ① 1-2		x 0-0 E5 S	B B B B 4-0 1-2 2-3 3-H BB			4	0	2	0	0	1	1
Nick Esasky, R (7, PH) OBP: 0.300, SLG: 0.567										0	0	0	1	1	0	0
Rob Murphy, L (8, 1) OBP: 0.250, SLG: 0.250										0	0	0	0	0	0	0
John Franco, L (9, 1)										0	0	0	0	0	0	0
Eric Davis, R (1, 8) OBP: 0.406, SLG: 0.676	S S S 0-3 K ② 1-2	S S S 0-3 K ② 1-2 3-H		S S S 0-3 K ②		S S S 0-3 K ② 1-2	x 0-0 F8 ③			5	0	0	0	0	4	8
Dave Parker, L (1, 9) OBP: 0.327, SLG: 0.480	x 0-0 1-3 ③	x 0-0 F7 ③		x 0-0 4-3 ③ 2-3		4-0 FC6-4 IBB		x 0-0 F8 ①		4	0	0	0	1	0	3
Tracy Jones, R (9, 9) OBP: 0.352, SLG: 0.520										0	0	0	0	0	0	0
Buddy Bell, R (1, 5) OBP: 0.356, SLG: 0.431		x 0-0 1B 1B 1B	x 0-0 2B 1B		x 0-0 1-3 ①	x 0-0 FC6-4 ③ 1-2f		x 0-0 1B 1B		5	2	3	0	0	0	2
Bo Diaz, R (1, 2) OBP: 0.329, SLG: 0.438		x 0-0 1B 1B 1-2 1B	x 0-0 G3 1B 1-H 2B		x 0-0 P4 ②		x 0-0 1B BB 2B	x 0-0 1-2 1B		5	2	4	1	0	0	0
Ron Oester, S (1, 4) OBP: 0.317, SLG: 0.367	x 0-0 1B SH5-3 1B 1-3 2-H	x 0-0 G3 ① 2-3		B B B B 4-0 1B BB		x 0-0 6-3 ①	S S S 0-3 K ②			4	1	1	1	1	1	4
Lloyd McClendon, R (9, 3) OBP: 0.222, SLG: 0.349										0	0	0	0	0	0	0
Barry Larkin, R (1, 6) OBP: 0.286, SLG: 0.373	x 0-0 SH5-3 2B 1B 2-3 3-H	x 0-0 6-3 ②		x 0-0 1-2 1B		x 0-0 BB 1B 1B	S S S 0-3 K ③			5	1	3	1	0	1	3
Tom Browning, L (1, 1) OBP: 0.222, SLG: 0.188	x 0-0 SH5-3 ① 1-3 3-H	x 0-0 4-3 ③		x 0-0 4-3 ③		x 0-0 BB 1B 1-2 2-3				2	0	0	1	0	0	3
Dave Concepcion, R (7, PH) (8, 3) (9, 4) OBP: 0.371, SLG: 0.362										1	0	1	0	0	0	0
Inning Stats	R: 0 E: 0 K: 2 S: 8 H: 1 LOB: 1 BB: 0 P: 8	R: 5 E: 0 K: 1 S: 11 H: 6 LOB: 1 BB: 0 P: 11	R: 1 E: 0 K: 0 S: 5 H: 2 LOB: 1 BB: 0 P: 5	R: 0 E: 0 K: 2 S: 8 H: 1 LOB: 1 BB: 0 P: 8	R: 0 E: 0 K: 0 S: 4 H: 1 LOB: 2 BB: 1 P: 8	R: 0 E: 1 K: 1 S: 6 H: 0 LOB: 2 BB: 1 P: 10	R: 1 E: 0 K: 1 S: 8 H: 3 LOB: 3 BB: 1 P: 12	R: 0 E: 0 K: 2 S: 9 H: 2 LOB: 2 BB: 0 P: 9		1B: 13 2B: 3 3B: 0 HR: 0 SF: 0 SAC: 1 DP: 0 HBP: 0						

PITCHER		IP	WLS	BF	H	R	ER	SO	BB	IBB	HBP	BLK	WP	HR	S	P	ERA	WHIP
Dwight Gooden, R ERA: 2.9	(1, 1)	3.0	L	18	9	6	5	3	0	0	0	0	0	0	24	24	15.00	3.000
Randy Myers, L ERA: 5.4	(4, 1)	1.0		4	1	0	0	2	0	0	0	0	1	0	8	8	0.00	1.000
Doug Sisk, R ERA: 3.66	(5, 1)	2.0		10	1	0	0	1	1	1	0	0	0	0	10	18	0.00	1.000
Jesse Orosco, L ERA: 5.56	(7, 1)	1.0		7	3	1	1	1	1	0	0	0	0	0	8	12	9.00	4.000
Jeff Innis, R ERA: 3.31	(8, 1)	1.0		5	2	0	0	2	0	0	0	0	0	0	9	9	0.00	2.000

PITCHER	IP	WLS	BF	H	R	ER	SO	BB	IBB	HBP	BLK	WP	HR	S	P	ERA	WHIP

BOTTOM

New York Mets @ Cincinnati Reds

Riverfront Stadium, Cincinnati, OH

Sun Jul 05 1987, 3:33 AM EDT

Att. 34,716 - Unknown

livebaseballscorecards.com

AB	40
R	7
H	16
RBI	6
BB	3
SO	9
LOB	27

WP: 1 PB: 1 SB: 3 CS: 0 PA: 44

Batter	1	2	3	4	5	6	7	8	9	AB	R	H	RBI	BB	SO	LOB
Mookie Wilson, S (1, 8) OBP: 0.369, SLG: 0.510	F9		K		1-3		1B IBB		SF8 FC6-2 1-2 2-3 1B	4	0	1	0	1	1	1
Wally Backman, S (1, 4) OBP: 0.303, SLG: 0.297	K			G4-6-3 1B		G3	1-3 2-H 1B		FC6-2 1-2 2-3 3-Hf	5	0	2	1	0	1	3
Keith Hernandez, L (1, 3) OBP: 0.366, SLG: 0.450	6-3			G4-6-3 1-2f		K		F8	SF8 2-3 3-H	4	0	0	1	0	1	1
Gary Carter, R (1, 2) OBP: 0.311, SLG: 0.421		G6-3 1B		1B 1B		5-3		5-3	F2	5	0	2	0	0	0	2
Darryl Strawberry, L (1, 9) OBP: 0.383, SLG: 0.584		G6-3 1-2f		1-2 1B			2B 1B 1B	F7		4	1	2	0	0	0	1
Kevin McReynolds, R (1, 7) OBP: 0.331, SLG: 0.500		BB		K			1-3 1B 2B		2B 1B	3	2	2	0	1	1	2
Howard Johnson, S (1, 5) OBP: 0.353, SLG: 0.491		F8			E8 1B		F8		1B 1-H FC4 2B	4	1	2	1	0	0	3
Rafael Santana, R (1, 6) OBP: 0.326, SLG: 0.383			K		1-3		SH3-4 2-H 3-H 1B		1B FC4 FC6-2 2-3 1B	4	1	2	2	0	1	1
Terry Leach, R (1, 1) OBP: 0.095, SLG: 0.050			F7		K		SH3-4 1-2		FC4 FC6-2 1B 1-2 SF8 3-H	2	0	0	0	0	1	1
Jesse Orosco, R (7, 1)										0	0	0	0	0	0	0
Lee Mazzilli, S (9, PH) OBP: 0.426, SLG: 0.538										1	1	0	1	0	0	1
Roger McDowell, R (9, 1) OBP: 0.286, SLG: 0.333										0	0	0	0	0	0	0
Inning Stats	R: 0 E: 0 K: 1 S: 5 H: 0 LOB: 0 BB: 0 P: 5	R: 0 E: 0 K: 0 S: 3 H: 1 LOB: 1 BB: 1 P: 7	R: 0 E: 0 K: 2 S: 7 H: 0 LOB: 0 BB: 0 P: 7	R: 0 E: 0 K: 1 S: 7 H: 3 LOB: 2 BB: 0 P: 7	R: 0 E: 1 K: 1 S: 6 H: 1 LOB: 1 BB: 0 P: 6	R: 0 E: 0 K: 1 S: 5 H: 0 LOB: 0 BB: 0 P: 5	R: 3 E: 0 K: 0 S: 6 H: 4 LOB: 2 BB: 1 P: 10	R: 0 E: 0 K: 0 S: 3 H: 0 LOB: 0 BB: 0 P: 3	R: 3 E: 0 K: 0 S: 8 H: 4 LOB: 2 BB: 0 P: 8	1B: 11 2B: 2 3B: 0 HR: 0 SF: 1 SAC: 1 DP: 2 HBP: 0						

PITCHER		IP	WLS	BF	H	R	ER	SO	BB	IBB	HBP	BLK	WP	HR	S	P	ERA	WHIP
Rick Mahler, R ERA: 5.02	(1, 1)	7.0	L	29	9	3	3	6	1	1	0	0	0	0	39	47	3.86	1.429
Paul Assenmacher, L ERA: 4.68	(8, 1)	1.0		3	0	0	0	0	0	0	0	0	0	0	3	3	0.00	0.000
Jim Acker, R ERA: 4.71	(9, 1)	0.1		6	4	3	3	0	0	0	0	0	0	0	6	6	81.00	12.000
Larry McWilliams, L ERA: 5.11	(9, 1)	0.2		2	0	0	0	0	0	0	0	0	0	0	2	2	0.00	0.000

PITCHER	IP	WLS	BF	H	R	ER	SO	BB	IBB	HBP	BLK	WP	HR	S	P	ERA	WHIP

New York Mets @ Atlanta Braves

Atlanta-Fulton County Stadium, Atlanta, GA

Tue Jul 07 1987, 7:05 PM EDT

Unknown

TOP

livebaseballscorecards.com

AB	36
R	6
H	13
RBI	6
BB	2
SO	6
LOB	16

WP: 0 PA: 40
PB: 0
SB: 0
CS: 0

New York Mets @ Atlanta Braves

Atlanta-Fulton County Stadium, Atlanta, GA

Tue Jul 07 1987, 7:05 PM EDT

Unknown

livebaseballscorecards.com

BOTTOM

Batter	1	2	3	4	5	6	7	8	9	AB	R	H	RBI	BB	SO	LOB
Dion James, L (1, 8) OBP: 0.403, SLG: 0.449	1-3 1B		SH3-1 2B		BBBB G5-4-3 1-2 BB		F8 ②		3-1 1-2 2-3 ②	4	0	2	0	1	0	2
Andres Thomas, R (1, 6) OBP: 0.286, SLG: 0.325	1-3 ① 1-2		SH3-1 ① 2-3		G5-4-3 ②③ 1-2f		6-3 ③		6-3 ③	4	0	0	0	0	0	5
Gerald Perry, L (1, 3) OBP: 0.313, SLG: 0.355	5-3 ②		1-3 ②			E S 1B 1B		1B G3-6-3 1B		4	2	2	0	0	0	2
Dale Murphy, R (1, 9) OBP: 0.436, SLG: 0.608	6-3 ③		6-3 ③			BB 1-H 1B		G3-6-3 1-3 1B		4	0	2	1	0	0	2
Ken Griffey, L (1, 7) OBP: 0.370, SLG: 0.514		F7 ①		G6-4-3 1B		F9 ①		G3-6-3 ①② 1-2f 3-H		4	0	1	0	0	0	2
Graig Nettles, L (1, 5) OBP: 0.310, SLG: 0.351		F7 ②		G6-4-3 ①② 1-2f		F5 ②		F8 ③		4	0	0	0	0	0	2
Bruce Benedict, R (1, 2) OBP: 0.307, SLG: 0.213		BBBB BB BB		5-3 ③		BBBB FC6-4 1-2 BB			3-1 1B 1B	2	0	1	0	2	0	0
Glenn Hubbard, R (1, 4) OBP: 0.433, SLG: 0.439		BBBB 1-2 BB			1-6-3 ①	FC6-4 ③ 1-2f			3-1 1-2 1B	3	0	1	0	1	0	2
Rick Mahler, R (1, 1) OBP: 0.191, SLG: 0.217 Albert Hall, S (7, PH) OBP: 0.387, SLG: 0.421 Paul Assenmacher, L (8, 1) Jim Acker, R (9, 1) OBP: 0.250, SLG: 0.250 Larry McWilliams, L (9, 1) OBP: 0.333, SLG: 0.333 Ted Simmons, S (9, PH) OBP: 0.327, SLG: 0.408		4-3 ③			BB 1B		6-3 ①		F6 ①	2 1 0 0 0 0 1	0 0 0 0 0 0 0	1 0 0 0 0 0 0	0 0 0 0 0 0 0	0 0 0 0 0 0 0	0 0 0 0 0 0 0	2 0 0 0 0 0 2
Inning Stats	R: 0 H: 1 E: 0 LOB: 1 K: 0 BB: 0 S: 4 P: 4	R: 0 H: 0 E: 0 LOB: 2 K: 0 BB: 2 S: 3 P: 11	R: 0 H: 1 E: 0 LOB: 1 K: 0 BB: 0 S: 4 P: 4	R: 0 H: 1 E: 0 LOB: 0 K: 0 BB: 0 S: 3 P: 3	R: 0 H: 1 E: 0 LOB: 1 K: 0 BB: 1 S: 3 P: 7	R: 1 H: 2 E: 1 LOB: 2 K: 0 BB: 1 S: 5 P: 9	R: 0 H: 0 E: 0 LOB: 0 K: 0 BB: 0 S: 3 P: 3	R: 1 H: 2 E: 0 LOB: 0 K: 0 BB: 0 S: 4 P: 4	R: 0 H: 2 E: 0 LOB: 2 K: 0 BB: 0 S: 5 P: 5	1B: 9 2B: 1 3B: 0 HR: 0	SF: 0 SAC: 1 DP: 3 HBP: 0					

	AB	33
	R	2
	H	10
	RBI	1
	BB	4
	SO	0
	LOB	21

	WP: 0	PA: 38
	PB: 0	
	SB: 1	
	CS: 0	

PITCHER		IP	WLS	BF	H	R	ER	SO	BB	IBB	HBP	BLK	WP	HR	S	P	ERA	WHIP
Terry Leach, R ERA: 2.08	(1, 1)	6.0	W	26	6	1	1	0	4	0	0	0	0	0	22	38	1.50	1.667
Jesse Orosco, L ERA: 5.5	(7, 1)	2.0		7	2	1	1	0	0	0	0	0	0	0	7	7	4.50	1.000
Roger McDowell, R ERA: 4.69	(9, 1)	1.0		5	2	0	0	0	0	0	0	0	0	0	5	5	0.00	2.000

PITCHER	IP	WLS	BF	H	R	ER	SO	BB	IBB	HBP	BLK	WP	HR	S	P	ERA	WHIP

Batter	1	2	3	4	5	6	7	8	9	AB	R	H	RBI	BB	SO	LOB
Lenny Dykstra, L (1, 8) OBP: 0.342, SLG: 0.468	0-0 1B SF9 1B		0-0 L5		0-0 4-3		0-0 1-3 1-2 2-3		0-0 4-3 S 1B 1B	3	1	1	0	0	0	0
Mookie Wilson, S (7, PH) OBP: 0.370, SLG: 0.510 (7, 8)										2	1	1	0	0	0	2
Tim Teufel, R (1, 4) OBP: 0.420, SLG: 0.602	0-0 F8		0-0 1B 1B		0-0 5-3		0-0 6-3		0-0 B2	5	0	1	0	0	0	4
Keith Hernandez, L (1, 3) OBP: 0.367, SLG: 0.449	0-0 SF9 1-3 1B		0-0 1-2 1B			SSS 0-3 K		SSS 0-3 K 1B 1B	0-0 4-3 1-3	5	1	2	0	0	2	1
Kevin McReynolds, R (1, 7) OBP: 0.332, SLG: 0.500	0-0 SF9 1-2 3-H		0-0 F9			0-0 F8		0-0 1B SF7 1-2 1B	0-0 3-H 1B	4	1	2	2	0	0	2
Darryl Strawberry, L (1, 9) OBP: 0.380, SLG: 0.575	0-0 L3			0-0 1-3		BBBB 4-0 CS BB		0-0 F7	0-0 F5	4	0	0	0	1	0	4
Howard Johnson, S (1, 5) OBP: 0.355, SLG: 0.489		SSS 0-3 K		SSS 0-3 K		0-0 CS 1-2	BBBB 4-0 4-3 S 2B BB	0-0 S 1-3 2-H 1B		3	1	1	1	1	2	0
Barry Lyons, R (1, 2) OBP: 0.274, SLG: 0.353		0-0 F3		0-0 E6 FC5-4			0-0 4-3 1-3	0-0 SF7 1-2 3-H		3	0	0	1	0	0	1
Rafael Santana, R (1, 6) OBP: 0.329, SLG: 0.388		0-0 F4		0-0 FC5-4 1-2f			0-0 1-3 3-H 2B	4-0 IBB		3	0	1	1	1	0	1
Ron Darling, R (1, 1) OBP: 0.147, SLG: 0.212			SSS 0-3 K		SSS 0-3 K		BBBB 4-0 1-3 BB	SSS 0-3 K		2	0	0	0	0	2	0
Lee Mazzilli, S (7, PH) OBP: 0.432, SLG: 0.538										0	0	0	0	1	0	0
Randy Myers, L (7, 1) OBP: 0.333, SLG: 0.333										1	0	0	0	0	1	2
Inning Stats	R: 1 H: 2 E: 0 LOB: 1 K: 0 BB: 0 S: 5 P: 5	R: 0 H: 0 E: 0 LOB: 0 K: 1 BB: 0 S: 5 P: 5	R: 0 H: 2 E: 0 LOB: 0 K: 1 BB: 0 S: 7 P: 7	R: 0 H: 0 E: 1 LOB: 1 K: 1 BB: 0 S: 6 P: 6	R: 0 H: 0 E: 0 LOB: 0 K: 1 BB: 0 S: 5 P: 5	R: 0 H: 0 E: 0 LOB: 0 K: 1 BB: 1 S: 4 P: 8	R: 1 H: 1 E: 0 LOB: 2 K: 0 BB: 2 S: 4 P: 12	R: 2 H: 2 E: 0 LOB: 2 K: 2 BB: 1 S: 10 P: 14	R: 1 H: 2 E: 0 LOB: 1 K: 0 BB: 0 S: 5 P: 5	1B: 8 SF: 2 2B: 1 SAC: 0 3B: 0 DP: 0 HR: 0 HBP: 0						

TOP

New York Mets @ Atlanta Braves

Atlanta-Fulton County Stadium, Atlanta, GA

Tue Jul 07 1987, 7:05 PM EDT

Att. 20,382 - Unknown

livebaseballscorecards.com

AB	35
R	5
H	9
RBI	5
BB	4
SO	7
LOB	17

WP: 1 PA: 42
PB: 0
SB: 3
CS: 1

PITCHER		IP	WLS	BF	H	R	ER	SO	BB	IBB	HBP	BLK	WP	HR	S	P	ERA	WHIP
Randy O'Neal, R ERA: 5.06	(1, 1)	6.0		23	4	1	1	5	1	0	0	0	0	0	32	36	1.50	0.833
Jeff Dedmon, R ERA: 3.0	(7, 1)	0.1	L	4	1	1	1	0	2	0	0	0	0	0	2	10	27.00	9.000
Paul Assenmacher, L ERA: 4.56	(7, 1)	0.2		2	0	0	0	0	0	0	0	0	0	0	2	2	0.00	0.000
Larry McWilliams, L ERA: 6.39	(8, 1)	0.1		4	2	2	2	1	0	0	0	0	1	0	6	6	54.00	6.000
Gene Garber, R ERA: 3.91	(8, 1)	1.2		8	2	1	1	1	0	1	0	0	0	0	9	13	5.40	1.200

PITCHER	IP	WLS	BF	H	R	ER	SO	BB	IBB	HBP	BLK	WP	HR	S	P	ERA	WHIP

BOTTOM

Batter	1	2	3	4	5	6	7	8	9	AB	R	H	RBI	BB	SO	LOB
Albert Hall, S (1, 8) OBP: 0.390, SLG: 0.419	S S S 0-3 K ①	x 0-0 F8 ②			x 0-0 F7 BLK 1B		B B B B 4-0 BB			3	0	1	0	1	1	2
Gerald Perry, L (1, 3) OBP: 0.312, SLG: 0.357 Larry McWilliams, L (8, 1) OBP: 0.333, SLG: 0.333 Gene Garber, R (8, 1)	x 0-0 1B 2B	x 0-0 F9 ③			x 0-0 ②③ F7 1-3		x 0-0 F8 ③			4 0 0	1 0 0	1 0 0	0 0 0	0 0 0	0 0 0	4 0 0
Ken Griffey, L (1, 7) OBP: 0.368, SLG: 0.509	x 0-0 F7 ②		x 0-0 3-1 ①			x 0-0 L9 1B 1B		x 0-0 1-3 ①		4	0	1	0	0	0	1
Dale Murphy, R (1, 9) OBP: 0.434, SLG: 0.602	B B B B 4-0 E 1B BB		x 0-0 F8 ②			x 0-0 F7 ①		S S S 0-3 K ②		3	0	0	0	1	1	1
Ted Simmons, S (1, 5) OBP: 0.333, SLG: 0.412	x 0-0 E8 1-3 2-H 1B		x 0-0 F7 ③			x 0-0 1-2 1B		x 0-0 F4 ③		4	0	2	1	0	0	0
Ozzie Virgil, R (1, 2) OBP: 0.322, SLG: 0.519	x 0-0 1-3 ③			x 0-0 5-3 ①		x 0-0 L9 ② 2-3			S S S 0-3 K ①	4	0	0	0	0	1	4
Andres Thomas, R (1, 6) OBP: 0.285, SLG: 0.324		x 0-0 1B FC5-2-5-2 1B		S S S 0-3 K ②		x 0-0 F2 ③			x 0-0 E9	4	0	1	0	0	1	2
Glenn Hubbard, R (1, 4) OBP: 0.430, SLG: 0.436		x 0-0 FC5-2-5-2 1-3 1B		x 0-0 F9 ③			x 0-0 5-3 ①		x 0-0 F3 ②	4	0	1	0	0	0	1
Randy O'Neal, R (1, 1) OBP: 0.158, SLG: 0.111 Jeff Dedmon, L (7, 1) OBP: 0.182, SLG: 0.100 Paul Assenmacher, L (7, 1) Gary Roenicke, R (7, PH) (8, 3) OBP: 0.321, SLG: 0.323		x 0-0 FC5-2-5-2 ① 1-2 3-H			x 0-0 6-3 ①		x 0-0 ② 1B		x 0-0 F7 ③	2 0 0 2	0 0 0 0	0 0 0 1	0 0 0 0	0 0 0 1	0 0 0 0	2 0 0 1
Inning Stats	R: 1 E: 1 K: 1 S: 7 H: 2 LOB: 2 BB: 1 P: 11	R: 0 E: 0 K: 0 S: 5 H: 2 LOB: 2 BB: 0 P: 5	R: 0 E: 0 K: 0 S: 3 H: 0 LOB: 0 BB: 0 P: 3	R: 0 E: 0 K: 1 S: 5 H: 0 LOB: 0 BB: 0 P: 5	R: 0 E: 0 K: 0 S: 3 H: 1 LOB: 0 BB: 0 P: 3	R: 0 E: 0 K: 0 S: 5 H: 2 LOB: 2 BB: 0 P: 5	R: 0 E: 0 K: 0 S: 3 H: 1 LOB: 1 BB: 1 P: 7	R: 0 E: 0 K: 1 S: 5 H: 0 LOB: 0 BB: 0 P: 5	R: 0 E: 1 K: 1 S: 6 H: 0 LOB: 1 BB: 0 P: 6	1B: 7 2B: 1 3B: 0 HR: 0 SF: 0 SAC: 0 DP: 0 HBP: 0						

PITCHER	IP	WLS	BF	H	R	ER	SO	BB	IBB	HBP	BLK	WP	HR	S	P	ERA	WHIP
Ron Darling, R (1, 1) ERA: 4.82	6.0	W	25	7	1	1	2	1	0	0	1	0	0	28	32	1.50	1.333
Randy Myers, L (7, 1) ERA: 4.82	3.0	S	11	1	0	0	2	1	0	0	0	0	0	14	18	0.00	0.667

PITCHER	IP	WLS	BF	H	R	ER	SO	BB	IBB	HBP	BLK	WP	HR	S	P	ERA	WHIP

New York Mets @ Atlanta Braves

Atlanta-Fulton County Stadium, Atlanta, GA

Tue Jul 07 1987, 7:05 PM EDT

Att. 20,382 - Unknown

livebaseballscorecards.com

AB	34
R	1
H	8
RBI	1
BB	2
SO	4
LOB	18

WP: 0 PB: 0 SB: 0 CS: 0 PA: 36

New York Mets @ Atlanta Braves

Atlanta-Fulton County Stadium, Atlanta, GA

Wed Jul 08 1987, 7:05 PM EDT

Att. 16,070 - Unknown

TOP

livebaseballscorecards.com

Batter	1	2	3	4	5	6	7	8	9	AB	R	H	RBI	BB	SO	LOB
Lenny Dykstra, L (1, 8) OBP: 0.339, SLG: 0.462	S S S 0-3 ① K		x 0-0 ① E S 3-1 1B		x 0-0 ① 3-1		x 0-0 ① 6-3		S S S 0-3 ③ K	5	1	1	0	0	2	0
Wally Backman, S (1, 4) OBP: 0.302, SLG: 0.292	x 0-0 ② 6-3		B B B B 4-0 3-1 E 1-2 BB		x 0-0 ② F4		S S S 0-3 ② K			3	0	0	0	1	1	0
Keith Hernandez, L (1, 3) OBP: 0.365, SLG: 0.444	B B B B 4-0 BB		x 0-0 E7 3-1 1-2 2-3		x 0-0 ③ L7		x 0-0 ③ F7			3	0	0	0	1	0	2
Gary Carter, R (1, 2) OBP: 0.307, SLG: 0.415	x 0-0 ③ F6		x 0-0 ① 3-1 1-2 2-3 3-H			S S S 0-3 ① K		x 0-0 ① P3		4	0	0	1	0	1	3
Darryl Strawberry, L (1, 9) OBP: 0.382, SLG: 0.592		x 0-0 ① 4-3	S S S 0-3 ② K			x 0-0 HR		x 0-0 SF8 3B		4	2	2	1	0	1	2
Kevin McReynolds, R (1, 7) OBP: 0.331, SLG: 0.498		x 0-0 1B 1B	x 0-0 ③ F7			x 0-0 E5 1B		x 0-0 ② SF8 3-H		3	0	1	1	0	0	2
Howard Johnson, S (1, 5) OBP: 0.350, SLG: 0.482		x 0-0 ② F9		x 0-0 ① F9		x 0-0 ② F7		x 0-0 ③ L8		4	0	0	0	0	0	2
Rafael Santana, R (1, 6) OBP: 0.332, SLG: 0.390		x 0-0 1-3 1B		S S S 0-3 ② K		x 0-0 1-2 1B			x 0-0 ① 6-3	4	0	2	0	0	1	0
Sid Fernandez, L (1, 1) OBP: 0.200, SLG: 0.242		x 0-0 ③ F7		S S S 0-3 ③ K		x 0-0 ③ L1			S S S 0-3 ② K	2	0	0	0	0	1	2
Dave Magadan, L (6, PH) OBP: 0.351, SLG: 0.412										1	0	0	0	0	0	2
Doug Sisk, R (6, 1)										0	0	0	0	0	0	0
Jesse Orosco, R (7, 1)										0	0	0	0	0	0	0
Lee Mazzilli, S (9, PH) OBP: 0.427, SLG: 0.531										1	0	0	0	0	1	0
Inning Stats	R: 0 E: 0 K: 1 S: 5 H: 0 LOB: 1 BB: 1 P: 9	R: 0 E: 0 K: 0 S: 5 H: 2 LOB: 2 BB: 0 P: 5	R: 1 E: 1 K: 1 S: 7 H: 1 LOB: 2 BB: 1 P: 11	R: 0 E: 0 K: 2 S: 7 H: 0 LOB: 0 BB: 0 P: 7	R: 0 E: 0 K: 0 S: 3 H: 0 LOB: 0 BB: 0 P: 3	R: 1 E: 1 K: 1 S: 8 H: 2 LOB: 2 BB: 0 P: 8	R: 0 E: 0 K: 1 S: 5 H: 0 LOB: 0 BB: 0 P: 5	R: 1 E: 0 K: 0 S: 4 H: 1 LOB: 0 BB: 0 P: 4	R: 0 E: 0 K: 2 S: 7 H: 0 LOB: 0 BB: 0 P: 7	1B: 4 2B: 0 3B: 1 HR: 1	SF: 1 SAC: 0 DP: 0 HBP: 0						

	AB	34
	R	3
	H	6
	RBI	3
	BB	2
	SO	8
	LOB	15

WP: 0 PB: 0 SB: 1 CS: 0 PA: 37

PITCHER	IP	WLS	BF	H	R	ER	SO	BB	IBB	HBP	BLK	WP	HR	S	P	ERA	WHIP
Charlie Puleo, R (1, 1) ERA: 4.13	9.0	W	37	6	3	2	8	2	0	0	0	0	1	51	59	2.00	0.889

PITCHER	IP	WLS	BF	H	R	ER	SO	BB	IBB	HBP	BLK	WP	HR	S	P	ERA	WHIP

New York Mets @ Atlanta Braves

Atlanta-Fulton County Stadium, Atlanta, GA

Wed Jul 08 1987, 7:05 PM EDT

Att. 16,070 - Unknown

BOTTOM

livebaseballscorecards.com

Batter	1	2	3	4	5	6	7	8	9	AB	R	H	RBI	BB	SO	LOB
Albert Hall, S (1, 8) OBP: 0.377, SLG: 0.403	F8	L9		L5		K		F7		5	0	0	0	0	1	4
Andres Thomas, R (1, 6) OBP: 0.288, SLG: 0.330	1B 2B		F9	F8			1B E 1B	5-3		5	2	2	0	0	0	3
Gary Roenicke, R (1, 3) OBP: 0.333, SLG: 0.382	1B 2-H 1B		6-3		HR		S E 1-3 FC3-6 1B			3	1	2	2	0	0	0
Gerald Perry, L (7, PH) (8, 3) OBP: 0.314, SLG: 0.360										1	1	1	0	0	0	0
Dale Murphy, R (1, 9) OBP: 0.432, SLG: 0.597	F8		G3		S 1B		E5 FC3-6 S 1-2 3-H			4	0	1	0	0	0	2
Ken Griffey, L (1, 7) OBP: 0.370, SLG: 0.509	1-2 1B			BB 1B 1B	F7 1-2		F7			4	1	2	0	0	0	3
Ozzie Virgil, R (1, 2) OBP: 0.325, SLG: 0.515	K			BB 1B 1-2 FC5-2 BB	L7		FC3-6 1-2 2-3 IBB			2	0	0	0	2	1	3
Graig Nettles, L (1, 5) OBP: 0.308, SLG: 0.348		G3		FC5-2 BB 1-2 2-H 1B	F7		FC3-6 1-2f 2-3 3-H			4	0	1	2	0	0	3
Glenn Hubbard, R (1, 4) OBP: 0.428, SLG: 0.431		L8		FC5-2 1-2 2-3 BB		K	F8			3	0	0	0	1	1	2
Charlie Puleo, R (1, 1) OBP: 0.313, SLG: 0.467		BB		FC5-2 1-2 2-3 3-Hf		K		K		3	0	0	0	1	2	3
Inning Stats	R: 1 E: 0 K: 1 S: 8 H: 3 LOB: 2 BB: 0 P: 8	R: 0 E: 0 K: 0 S: 3 H: 0 LOB: 1 BB: 1 P: 7	R: 0 E: 0 K: 0 S: 3 H: 0 LOB: 0 BB: 0 P: 3	R: 1 E: 0 K: 0 S: 5 H: 2 LOB: 3 BB: 2 P: 13	R: 1 E: 0 K: 0 S: 5 H: 2 LOB: 1 BB: 0 P: 5	R: 0 E: 0 K: 3 S: 9 H: 0 LOB: 0 BB: 0 P: 9	R: 2 E: 1 K: 0 S: 6 H: 2 LOB: 2 BB: 1 P: 10	R: 0 E: 0 K: 1 S: 5 H: 0 LOB: 0 BB: 0 P: 5		1B: 7 2B: 1 3B: 0 HR: 1	SF: 0 SAC: 0 DP: 0 HBP: 0						

	AB	34
	R	5
	H	9
	RBI	4
	BB	4
	SO	5
	LOB	23

WP: 0 PB: 0 SB: 3 CS: 0 PA: 38

PITCHER		IP	WLS	BF	H	R	ER	SO	BB	IBB	HBP	BLK	WP	HR	S	P	ERA	WHIP
Sid Fernandez, L ERA: 3.45	(1, 1)	5.0	L	25	7	3	3	1	3	0	0	0	0	1	24	36	5.40	2.000
Doug Sisk, R ERA: 3.59	(6, 1)	1.0		6	2	2	0	3	0	0	0	0	0	0	12	12	0.00	2.000
Jesse Orosco, L ERA: 5.21	(7, 1)	2.0		7	0	0	0	1	0	1	0	0	0	0	8	12	0.00	0.000

PITCHER	IP	WLS	BF	H	R	ER	SO	BB	IBB	HBP	BLK	WP	HR	S	P	ERA	WHIP

New York Mets @ Houston Astros

Astrodome, Houston, TX

Thu Jul 09 1987, 8:05 PM EDT

Att. 31,121 - Unknown

TOP

livebaseballscorecards.com

Batter	1	2	3	4	5	6	7	8	9	AB	R	H	RBI	BB	SO	LOB
Mookie Wilson, S (1, 8) OBP: 0.364, SLG: 0.500	K		K			K		K		4	0	0	0	0	4	2
Tim Teufel, R (1, 4) OBP: 0.422, SLG: 0.606	F7			F7		2B (2-H)			BB, 1B, FC5-4 (1B)	4	0	2	1	0	0	0
Bill Almon, R (9, PR) (9, 4) OBP: 0.288, SLG: 0.292										0	1	0	0	0	0	0
Keith Hernandez, L (1, 3) OBP: 0.364, SLG: 0.442	4-3			F2		F7			FC5-4, BB, 1B (1-2) 1B	4	1	1	0	0	0	1
Gary Carter, R (1, 2) OBP: 0.303, SLG: 0.409		F9		F7			F7		K	4	0	0	0	0	1	2
Darryl Strawberry, L (1, 9) OBP: 0.380, SLG: 0.586		K			F6		4-3		FC5-4, BB (1-2, 2-3)	3	0	0	0	1	1	0
Kevin McReynolds, R (1, 7) OBP: 0.330, SLG: 0.495		6-3			F9		1B		FC5-4, 1B (1-2f, 2-3, 3-H)	4	0	1	1	0	0	2
Howard Johnson, S (1, 5) OBP: 0.349, SLG: 0.479			F7		K		F8		1B (1-3, 3-H)	4	0	1	1	0	1	1
Rafael Santana, R (1, 6) OBP: 0.335, SLG: 0.392			SH1-4, 1B			SH1-4, 2B, 1B		F7	K	4	1	2	0	0	1	2
John Mitchell, R (1, 1) OBP: 0.095, SLG: 0.143			SH1-4 (1-2)			SH1-4 (1-2)		K		0	0	0	0	0	0	0
Lee Mazzilli, S (8, PH) OBP: 0.423, SLG: 0.524										1	0	0	0	0	1	0
Randy Myers, L (8, 1) OBP: 0.333, SLG: 0.333										0	0	0	0	0	0	0
Inning Stats	R: 0 E: 0 K: 1 S: 5 / H: 0 LOB: 0 BB: 0 P: 5	R: 0 E: 0 K: 1 S: 5 / H: 0 LOB: 0 BB: 0 P: 5	R: 0 E: 0 K: 1 S: 6 / H: 1 LOB: 1 BB: 0 P: 6	R: 0 E: 0 K: 0 S: 3 / H: 0 LOB: 0 BB: 0 P: 3	R: 0 E: 0 K: 1 S: 5 / H: 0 LOB: 0 BB: 0 P: 5	R: 1 E: 0 K: 1 S: 7 / H: 2 LOB: 1 BB: 0 P: 7	R: 0 E: 0 K: 0 S: 4 / H: 1 LOB: 1 BB: 0 P: 4	R: 0 E: 0 K: 2 S: 7 / H: 0 LOB: 0 BB: 0 P: 7	R: 2 E: 0 K: 2 S: 10 / H: 3 LOB: 2 BB: 1 P: 14	1B: 6 2B: 1 3B: 0 HR: 0 / SF: 0 SAC: 2 DP: 0 HBP: 0						

	AB	32
	R	3
	H	7
	RBI	3
	BB	1
	SO	9
	LOB	10

WP: 0 PB: 0 SB: 0 CS: 0 / PA: 35

PITCHER		IP	WLS	BF	H	R	ER	SO	BB	IBB	HBP	BLK	WP	HR	S	P	ERA	WHIP
Jim Deshaies, L ERA: 3.62	(1, 1)	8.0		29	5	2	2	7	0	0	0	0	0	0	43	43	2.25	0.625
Dave Smith, R ERA: 0.76	(9, 1)	1.0	W	6	2	1	1	2	1	0	0	0	0	0	9	13	9.00	3.000

PITCHER	IP	WLS	BF	H	R	ER	SO	BB	IBB	HBP	BLK	WP	HR	S	P	ERA	WHIP

New York Mets @ Houston Astros

Astrodome, Houston, TX

Thu Jul 09 1987, 8:05 PM EDT

Att. 31,121 - Unknown

BOTTOM

Batter	1	2	3	4	5	6	7	8	9	AB	R	H	RBI	BB	SO	LOB
Gerald Young, S (1, 8) OBP: 0.111, SLG: 0.111	4-3		1-3		FC4-6 1B		4-3		F3	5	0	1	0	0	0	0
Bill Doran, S (1, 4) OBP: 0.348, SLG: 0.412	WP S 1B		F7		FC4-6 S 1-2f E		3-1		HR	5	2	2	1	0	0	1
Denny Walling, L (1, 5) OBP: 0.355, SLG: 0.426	L7 1-2		S 1B		6-3 1-H		1B			4	0	2	0	0	0	1
Glenn Davis, R (1, 3) OBP: 0.334, SLG: 0.505	K 2-3		K 1-2			F8 BB SF8 1B	L6			4	1	1	0	0	2	3
Kevin Bass, S (1, 9) OBP: 0.344, SLG: 0.447		4-3		4-3		F8 1-2 BB		F6		3	0	0	0	1	0	0
Jose Cruz, L (1, 7) OBP: 0.311, SLG: 0.402		E4 1B		F8		F8 1-2 2-3		F6		4	1	0	0	0	0	2
Alan Ashby, S (1, 2) OBP: 0.396, SLG: 0.482		2-H 1B		1-0 HBP		IBB		E5		2	0	1	1	1	0	0
Craig Reynolds, L (1, 6) OBP: 0.300, SLG: 0.362		F8		F6		SF8 3-H		F4		2	0	0	1	0	0	2
Davey Lopes, R (8, PH) OBP: 0.333, SLG: 0.500										1	0	0	0	0	0	1
Bert Pena, R (9, 6) OBP: 0.231, SLG: 0.167										0	0	0	0	0	0	0
Jim Deshaies, L (1, 1) OBP: 0.220, SLG: 0.086		2-3			K	K			K	3	0	0	0	0	2	3
Dave Smith, R (9, 1) OBP: 0.667, SLG: 0.500										0	0	0	0	0	0	0
Terry Puhl, L (9, 7) OBP: 0.256, SLG: 0.250										0	0	0	0	0	0	0
Jim Pankovits, R (9, PH) OBP: 0.206, SLG: 0.129										1	0	0	0	0	1	0
Inning Stats	R: 0 H: 1 E: 0 LOB: 1 K: 1 BB: 0 S: 6 P: 6	R: 1 H: 1 E: 1 LOB: 1 K: 0 BB: 0 S: 5 P: 5	R: 0 H: 1 E: 0 LOB: 1 K: 1 BB: 0 S: 6 P: 6	R: 0 H: 0 E: 0 LOB: 1 K: 0 BB: 0 S: 3 P: 4	R: 1 H: 1 E: 0 LOB: 0 K: 1 BB: 0 S: 6 P: 6	R: 1 H: 1 E: 0 LOB: 2 K: 1 BB: 2 S: 6 P: 14	R: 0 H: 1 E: 0 LOB: 1 K: 0 BB: 0 S: 4 P: 4	R: 0 H: 0 E: 1 LOB: 1 K: 0 BB: 0 S: 4 P: 4	R: 1 H: 1 E: 0 LOB: 0 K: 1 BB: 0 S: 5 P: 5	1B: 6 SF: 1 2B: 0 SAC: 0 3B: 0 DP: 0 HR: 1 HBP: 1						WP: 1 PA: 38 PB: 0 SB: 3 CS: 0	

livebaseballscorecards.com

AB	34
R	4
H	7
RBI	3
BB	2
SO	5
LOB	13

PITCHER	IP	WLS	BF	H	R	ER	SO	BB	IBB	HBP	BLK	WP	HR	S	P	ERA	WHIP
John Mitchell, R (1, 1) ERA: 3.62	7.0		31	6	3	1	4	1	1	1	0	1	0	36	45	1.29	1.000
Randy Myers, L (8, 1) ERA: 4.85	1.2	L	7	1	1	1	1	0	0	0	0	0	1	9	9	5.40	0.600

PITCHER	IP	WLS	BF	H	R	ER	SO	BB	IBB	HBP	BLK	WP	HR	S	P	ERA	WHIP

Batter	1	2	3	4	5	6	7	8	9	AB	R	H	RBI	BB	SO	LOB
Lenny Dykstra, L (1, 8) OBP: 0.344, SLG: 0.469	F7		E 2B		CS 1B	E 2-H 1B		4-3 1-2		5	2	3	1	0	0	1
Wally Backman, S (1, 4) OBP: 0.299, SLG: 0.289	K		E8 2-H 1B		5-3 1-2	E6 2-H		6-3		5	0	1	1	0	1	2
Keith Hernandez, L (1, 3) OBP: 0.362, SLG: 0.436	K		IBB		K	4-3			F4	4	0	0	0	1	2	1
Gary Carter, R (1, 2) OBP: 0.298, SLG: 0.401		6-3	K			1-3	F8		5-3	5	0	0	0	0	1	2
Darryl Strawberry, L (1, 9) OBP: 0.387, SLG: 0.588		S 1B		F9		HR 1B	1B 1B		BB BB	4	1	3	0	1	0	0
Kevin McReynolds, R (1, 7) OBP: 0.337, SLG: 0.518		K 1-2		HR		HR 1-H	G5-4-3 1-2 1B		BB 1-2	4	2	3	3	1	1	1
Howard Johnson, S (1, 5) OBP: 0.347, SLG: 0.484		6-3		F8		HR	G5-4-3 1-2f		4-3	5	1	1	1	0	0	5
Rafael Santana, R (1, 6) OBP: 0.338, SLG: 0.398			F4	2B		SH3-4 1B 1B		4-3		4	1	2	0	0	0	0
Dwight Gooden, R (1, 1) OBP: 0.182, SLG: 0.182			K	K		SH3-4 1-2		4-3 1B		3	0	1	0	0	2	1
Jesse Orosco, R (9, 1)										0	0	0	0	0	0	0
Inning Stats	R: 0 E: 0 K: 2 S: 7 H: 0 LOB: 0 BB: 0 P: 7	R: 0 E: 0 K: 1 S: 6 H: 1 LOB: 1 BB: 0 P: 6	R: 1 E: 1 K: 2 S: 9 H: 2 LOB: 2 BB: 1 P: 13	R: 1 E: 0 K: 1 S: 7 H: 2 LOB: 1 BB: 0 P: 7	R: 0 E: 0 K: 1 S: 5 H: 1 LOB: 0 BB: 0 P: 5	R: 5 E: 1 K: 0 S: 9 H: 5 LOB: 1 BB: 0 P: 9	R: 0 E: 0 K: 0 S: 4 H: 2 LOB: 1 BB: 0 P: 4	R: 0 E: 0 K: 0 S: 4 H: 1 LOB: 1 BB: 0 P: 4	R: 0 E: 0 K: 0 S: 3 H: 0 LOB: 2 BB: 2 P: 11	1B: 9 2B: 2 3B: 0 HR: 3 SF: 0 SAC: 1 DP: 1 HBP: 0	WP: 0 PB: 0 SB: 1 CS: 1 PA: 43					

PITCHER		IP	WLS	BF	H	R	ER	SO	BB	IBB	HBP	BLK	WP	HR	S	P	ERA	WHIP
Mike Scott, R ERA: 2.76	(1, 1)	5.2	L	28	11	7	6	7	0	1	0	0	0	3	41	45	9.53	1.941
Dave Meads, L ERA: 5.68	(6, 1)	1.1		6	2	0	0	0	0	0	0	0	0	0	6	6	0.00	1.500
Rocky Childress, R ERA: 1.74	(8, 1)	2.0		9	1	0	0	0	2	0	0	0	0	0	7	15	0.00	1.500

PITCHER	IP	WLS	BF	H	R	ER	SO	BB	IBB	HBP	BLK	WP	HR	S	P	ERA	WHIP

TOP

New York Mets @ Houston Astros

Astrodome, Houston, TX

Fri Jul 10 1987, 8:05 PM EDT

Att. 42,847 - Unknown

livebaseballscorecards.com

AB	39
R	7
H	14
RBI	6
BB	3
SO	7
LOB	13

BOTTOM

Batter	1	2	3	4	5	6	7	8	9	AB	R	H	RBI	BB	SO	LOB
Gerald Young, S (1, 8) OBP: 0.286, SLG: 0.167	SSS 0-3 K ①		x 0-0 E S 1B		x 0-0 F8 ③			BBBB 4-0 4-3 S E BB	BBBB 4-0 1-2 2-3 BB	3	1	1	0	2	1	0
Bill Doran, S (1, 4) OBP: 0.346, SLG: 0.418	x 0-0 F8 ②		SSS 0-3 K ① 1-3			x 0-0 HR		x 0-0 F7 ① 1-2	SSS 0-3 K ③	5	1	1	1	0	2	5
Denny Walling, L (1, 5) OBP: 0.348, SLG: 0.417	x 0-0 4-3 ③		x 0-0 1-5-3 ②			x 0-0 5-3 ①		x 0-0 4-3 ② 2-3		4	0	0	0	0	0	2
Glenn Davis, R (1, 3) OBP: 0.330, SLG: 0.498		x 0-0 F7 ①	x 0-0 F5 ③			x 0-0 F4 ②		x 0-0 E5 FC6-4 3-H		4	0	0	0	0	0	1
Kevin Bass, S (1, 9) OBP: 0.343, SLG: 0.443		BBBB 4-0 1B WP BB		x 0-0 F7 ①		x 0-0 6-3 ③		x 0-0 FC6-4 ③ 1-2f		3	1	0	0	1	0	1
Jose Cruz, L (1, 7) OBP: 0.313, SLG: 0.403		x 0-0 WP 1-3 1B		SSS 0-3 K ②			x 0-0 G6-3 1B		x 0-0 G3 ①	4	0	2	0	0	1	0
Alan Ashby, S (1, 2) OBP: 0.393, SLG: 0.475		BBBB 4-0 1-2 3-H BB		x 0-0 G3 ③			x 0-0 G6-3 ① ② 1-2f		SSS 0-3 K ②	3	0	0	0	1	1	1
Craig Reynolds, L (1, 6) OBP: 0.300, SLG: 0.360		x 0-0 F9 ②			x 0-0 4-3 ①		x 0-0 E4		x 0-0 BB 1B 1B	4	0	1	0	0	0	2
Mike Scott, R (1, 1) OBP: 0.116, SLG: 0.050		x 0-0 F5 ③			SSS 0-3 K ②		x 0-0 6-3 ③		x 0-0 BB 1-2 1B	2	0	0	0	0	1	2
Dave Meads, L (6, 1) OBP: 0.500, SLG: 0.333										0	0	0	0	0	0	0
Terry Puhl, L (7, PH) OBP: 0.253, SLG: 0.247										1	0	0	0	0	0	1
Rocky Childress, R (8, 1)										0	0	0	0	0	0	0
Davey Lopes, R (9, PH) OBP: 0.385, SLG: 0.545										1	0	1	0	0	0	0
Inning Stats	R: 0 E: 0 K: 1 S: 5 H: 0 LOB: 0 BB: 0 P: 5	R: 1 E: 0 K: 0 S: 4 H: 1 LOB: 2 BB: 2 P: 12	R: 0 E: 0 K: 1 S: 6 H: 1 LOB: 1 BB: 0 P: 6	R: 0 E: 0 K: 1 S: 5 H: 0 LOB: 0 BB: 0 P: 5	R: 0 E: 0 K: 1 S: 5 H: 0 LOB: 0 BB: 0 P: 5	R: 1 E: 0 K: 0 S: 4 H: 1 LOB: 0 BB: 0 P: 4	R: 0 E: 1 K: 0 S: 4 H: 1 LOB: 1 BB: 0 P: 4	R: 1 E: 1 K: 0 S: 4 H: 0 LOB: 1 BB: 1 P: 8	R: 0 E: 0 K: 2 S: 9 H: 2 LOB: 3 BB: 1 P: 13	1B: 5 2B: 0 3B: 0 HR: 1	SF: 0 SAC: 0 DP: 1 HBP: 0						

PITCHER	IP	WLS	BF	H	R	ER	SO	BB	IBB	HBP	BLK	WP	HR	S	P	ERA	WHIP
Dwight Gooden, R (1, 1) ERA: 2.78	8.2	W	37	6	3	2	5	4	0	0	0	1	1	43	59	2.08	1.154
Jesse Orosco, L (9, 1) ERA: 5.17	0.1	S	1	0	0	0	1	0	0	0	0	0	0	3	3	0.00	0.000

PITCHER	IP	WLS	BF	H	R	ER	SO	BB	IBB	HBP	BLK	WP	HR	S	P	ERA	WHIP

New York Mets @ Houston Astros

Astrodome, Houston, TX

Fri Jul 10 1987, 8:05 PM EDT

Att. 42,847 - Unknown

livebaseballscorecards.com

AB	34
R	3
H	6
RBI	1
BB	4
SO	6
LOB	15

1B: 5	SF: 0	WP: 1	PA: 38
2B: 0	SAC: 0	PB: 0	
3B: 0	DP: 1	SB: 2	
HR: 1	HBP: 0	CS: 0	

Batter	1	2	3	4	5	6	7	8	9	AB	R	H	RBI	BB	SO	LOB
Lenny Dykstra, L (1, 8) OBP: 0.345, SLG: 0.472	K	1B 2B 1B 1-2		5-3		K			SH5-3 1B 2B	5	2	2	0	0	2	0
Wally Backman, S (1, 4) OBP: 0.298, SLG: 0.288	K	2B E 1B 1-3 2-H		6-3			6-3		SH5-3 2-3	4	1	1	1	0	1	0
Keith Hernandez, L (1, 3) OBP: 0.368, SLG: 0.440	3B BB	E 2B 1-3 3-H		F8			BB		WP 1B IBB	2	2	1	1	3	0	0
Darryl Strawberry, L (1, 9) OBP: 0.387, SLG: 0.592	3B 1-H	E4 FC5-4 2-H 3-H			4-3		K		WP 1B 1-2 3-H	5	0	2	2	0	1	1
Kevin McReynolds, R (1, 7) OBP: 0.332, SLG: 0.510	F9	FC5-4 1-2f			L1		K		K 1-2 2-3	5	0	0	0	0	2	5
Howard Johnson, S (1, 5) OBP: 0.357, SLG: 0.509		HR	BB S		HR			BB E S SF9	IBB	2	3	2	2	3	0	0
Barry Lyons, R (1, 2) OBP: 0.269, SLG: 0.347		1B FC4-6	K 1-2		5-3			SF9 1-H	K	4	0	1	1	0	2	4
Rafael Santana, R (1, 6) OBP: 0.332, SLG: 0.391		1B FC4-6 1B 1-2f	K			K		K		4	1	0	0	0	3	2
Terry Leach, R (1, 1) OBP: 0.087, SLG: 0.045		K	K			K		1-3		2	0	0	0	0	2	2
Doug Sisk, R (4, 1)										0	0	0	0	0	0	0
Randy Myers, L (4, 1) OBP: 0.200, SLG: 0.200										2	0	0	0	0	1	0
Roger McDowell, R (9, 1) OBP: 0.286, SLG: 0.333										0	0	0	0	0	0	0

Inning Stats	1	2	3	4	5	6	7	8	9
	R: 1 E: 0 K: 2 S: 8	H: 1 LOB: 1 BB: 1 P: 12	R: 5 E: 1 K: 1 S: 11	H: 5 LOB: 1 BB: 0 P: 11	R: 0 E: 0 K: 3 S: 9	H: 0 LOB: 1 BB: 0 P: 13	R: 0 E: 0 K: 0 S: 3	H: 0 LOB: 0 BB: 0 P: 3	R: 1 E: 0 K: 0 S: 4	H: 1 LOB: 0 BB: 0 P: 4	R: 0 E: 0 K: 3 S: 9	H: 0 LOB: 0 BB: 0 P: 9	R: 0 E: 0 K: 2 S: 7	H: 0 LOB: 1 BB: 1 P: 11	R: 1 E: 0 K: 1 S: 5	H: 0 LOB: 0 BB: 1 P: 9	R: 1 E: 0 K: 2 S: 9	H: 2 LOB: 3 BB: 2 P: 17

	1B: 4	SF: 1	WP: 1	PA: 43
	2B: 2	SAC: 1	PB: 0	
	3B: 1	DP: 0	SB: 2	
	HR: 2	HBP: 0	CS: 0	

PITCHER		IP	WLS	BF	H	R	ER	SO	BB	IBB	HBP	BLK	WP	HR	S	P	ERA	WHIP
Danny Darwin, R ERA: 3.71	(1, 1)	6.0	L	28	7	7	5	9	2	0	0	0	0	2	44	52	7.50	1.500
Dave Meads, L ERA: 5.57	(7, 1)	0.2		3	0	0	0	1	1	0	0	0	0	0	4	8	0.00	1.500
Larry Andersen, R ERA: 2.95	(7, 1)	2.1		12	2	2	1	4	1	2	0	0	1	0	17	29	3.86	1.286

PITCHER	IP	WLS	BF	H	R	ER	SO	BB	IBB	HBP	BLK	WP	HR	S	P	ERA	WHIP

TOP

New York Mets @ Houston Astros

Astrodome, Houston, TX

Sat Jul 11 1987, 8:05 PM EDT

Att. 37,814 - Unknown

livebaseballscorecards.com

AB	35
R	9
H	9
RBI	7
BB	6
SO	14
LOB	14

New York Mets @ Houston Astros

Astrodome, Houston, TX

Sat Jul 11 1987, 8:05 PM EDT

Att. 37,814 - Unknown

BOTTOM

Batter	1	2	3	4	5	6	7	8	9	AB	R	H	RBI	BB	SO	LOB
Gerald Young, S (1, 8) OBP: 0.368, SLG: 0.313	BBB 4-0 1B S E BB		x 0-0 3-1 6-3 2B	x 0-0 1B 1-2 2-H 1B		x 0-0 ③ F7			x 0-0 ② 1-3	4	2	2	1	1	0	1
Bill Doran, S (1, 4) OBP: 0.344, SLG: 0.414	x 0-0 ① 6-3 1-2		x 0-0 ① 3-1 2-3	x 0-0 1-2 2-3 1B			x 0-0 ① 5-3		SSS 0-3 ③ K2-3	5	0	1	0	0	1	2
Denny Walling, L (1, 5) OBP: 0.348, SLG: 0.416 Chuck Jackson, R (7, PH) OBP: 0.276, SLG: 0.300 (8, 5)	x 0-0 E S 2-3 1B		x 0-0 ② 6-3 3-H	SSS 0-3 ③ K			SSS 0-3 ② K			3 1	0 0	1 0	1 0	0 0	1 1	3 0
Glenn Davis, R (1, 3) OBP: 0.327, SLG: 0.492	SSS 0-3 ② K 1-3 3-H		x 0-0 ③ F5		x 0-0 ① 5-3		x 0-0 ③ L7			4	0	0	0	0	1	1
Kevin Bass, S (1, 9) OBP: 0.344, SLG: 0.453	x 0-0 ③ 4-3			x 0-0 4-3 BLK 1B 1B	SSS 0-3 ② K			x 0-0 HR		4	2	2	1	0	1	1
Jose Cruz, L (1, 7) OBP: 0.313, SLG: 0.412		x 0-0 HR		x 0-0 ① F8	SSS 0-3 ③ K			SSS 0-3 ① K		4	1	1	1	0	2	1
Alan Ashby, S (1, 2) OBP: 0.395, SLG: 0.480		x 0-0 G1-6-3 1B		x 0-0 ② 4-3 1-3		x 0-0 2B		x 0-0 ② F8		4	0	2	0	0	0	1
Craig Reynolds, L (1, 6) OBP: 0.301, SLG: 0.358 Davey Lopes, R (6, PH) OBP: 0.357, SLG: 0.500 Bert Pena, R (7, 6) OBP: 0.225, SLG: 0.162	x 0-0 ① ② G1-6-3 1-2f		BBBB 4-0 1B 1B BB	SSS 0-3 ① K		x 0-0 ③ F8			1 1 1	0 0 0	0 0 0	1 1 0	0 0 0	1 1 0	1 1 0
Danny Darwin, R (1, 1) OBP: 0.175, SLG: 0.231 Jim Pankovits, R (6, PH) OBP: 0.200, SLG: 0.125 Dave Meads, L (7, 1) OBP: 0.500, SLG: 0.333 Larry Andersen, R (7, 1) Robbie Wine, R (9, PH)	SSS 0-3 ③ K		x 0-0 1B 1B 1-2 3-H 1B		x 0-0 ② L1			x 0-0 ① F5	2 1 0 0 1	0 0 0 0 0	1 0 0 0 0	1 0 0 0 0	0 0 0 0 0	1 0 0 0 0	0 1 0 0 0
Inning Stats	R: 1 E: 1 K: 1 S: 6 H: 1 LOB: 1 BB: 1 P: 10	R: 1 E: 0 K: 1 S: 6 H: 2 LOB: 0 BB: 0 P: 6	R: 1 E: 0 K: 0 S: 4 H: 1 LOB: 0 BB: 0 P: 4	R: 2 E: 0 K: 1 S: 9 H: 4 LOB: 3 BB: 1 P: 13	R: 0 E: 0 K: 2 S: 7 H: 0 LOB: 0 BB: 0 P: 7	R: 0 E: 0 K: 1 S: 6 H: 1 LOB: 1 BB: 0 P: 6	R: 0 E: 0 K: 1 S: 5 H: 0 LOB: 0 BB: 0 P: 5	R: 1 E: 0 K: 1 S: 6 H: 1 LOB: 0 BB: 0 P: 6	R: 0 E: 0 K: 1 S: 5 H: 0 LOB: 0 BB: 0 P: 5							

PITCHER		IP	WLS	BF	H	R	ER	SO	BB	IBB	HBP	BLK	WP	HR	S	P	ERA	WHIP
Terry Leach, R ERA: 2.44	(1, 1)	3.2		19	7	5	4	2	2	0	0	1	0	1	21	29	9.82	2.455
Doug Sisk, R ERA: 3.59	(4, 1)	0.0		1	1	0	0	0	0	0	0	0	0	0	1	1	∞	∞
Randy Myers, L ERA: 4.5	(4, 1)	4.1	W	15	2	1	1	6	0	0	0	0	0	1	27	27	2.08	0.462
Roger McDowell, R ERA: 4.57	(9, 1)	1.0	S	3	0	0	0	1	0	0	0	0	0	0	5	5	0.00	0.000

PITCHER	IP	WLS	BF	H	R	ER	SO	BB	IBB	HBP	BLK	WP	HR	S	P	ERA	WHIP

AB	36
R	6
H	10
RBI	5
BB	2
SO	9
LOB	13

1B: 6	SF: 0	WP: 0	PA: 38
2B: 2	SAC: 0	PB: 0	
3B: 0	DP: 1	SB: 2	
HR: 2	HBP: 0	CS: 0	

livebaseballscorecards.com

Batter	1	2	3	4	5	6	7	8	9	AB	R	H	RBI	BB	SO	LOB
Mookie Wilson, S (1, 8) (8, 7) OBP: 0.360, SLG: 0.491	K		5-3	6-3 1-2 2-3 3-H			4-3		BB, 1B, BB	4	1	0	0	1	1	2
Tim Teufel, R (1, 4) OBP: 0.430, SLG: 0.608 Wally Backman, S (9, PH) (9, 4) OBP: 0.302, SLG: 0.288	3-1, 1B, 1B		FC6-4, 1B		5-3		BB		BB, 1B, 1-2, 2-3, BB	3 0	1 0	2 0	0 0	1 1	0 0	0 0
Keith Hernandez, L (1, 3) OBP: 0.365, SLG: 0.436	3-1 1-2		F7	F7	F7		K		BB 1-2 2-H 3-H	5	0	1	2	0	1	3
Gary Carter, R (1, 2) OBP: 0.296, SLG: 0.398	BB 2-H		FC6-4 1-2f		1-5-3			P5	K	5	0	1	1	0	1	3
Darryl Strawberry, L (1, 9) OBP: 0.390, SLG: 0.588	BB 1-2			K	K			E, BB	BB 1-2 2-3	2	0	0	0	3	2	0
Kevin McReynolds, R (1, 7) OBP: 0.328, SLG: 0.503 Jesse Orosco, R (8, 1)	1-3			P4	5-3			K 1-2	K	4 1	0 0	0 0	0 0	0 0	1 1	3 3
Howard Johnson, S (1, 5) OBP: 0.360, SLG: 0.519		K	BB, E, 1B		HR			IBB	K	4	2	2	1	1	2	3
Rafael Santana, R (1, 6) OBP: 0.331, SLG: 0.389		F7	E, BB 1-2		6-3			1-3		4	0	1	0	0	0	2
Ron Darling, R (1, 1) OBP: 0.162, SLG: 0.200 Lenny Dykstra, L (8, 8) OBP: 0.348, SLG: 0.478	4-3		E 1-2 2-3		F7				BB, 1B, 2B	2 1	0 1	0 1	0 0	1 0	0 0	0 0

TOP

New York Mets @ Houston Astros

Astrodome, Houston, TX

Sun Jul 12 1987, 4:33 AM EDT

Att. 33,582 - Unknown

livebaseballscorecards.com

AB	35
R	5
H	8
RBI	4
BB	8
SO	9
LOB	19

Inning Stats	1	2	3	4	5	6	7	8	9	1B	SF	WP	PA
	R: 1 E: 0 K: 1 S: 7	R: 0 E: 0 K: 1 S: 5	R: 0 E: 0 K: 0 S: 4	R: 1 E: 1 K: 1 S: 7	R: 0 E: 0 K: 0 S: 3	R: 1 E: 0 K: 1 S: 6	R: 0 E: 0 K: 1 S: 5	R: 0 E: 1 K: 1 S: 5	R: 2 E: 0 K: 3 S: 11	1B: 6 2B: 1 3B: 0 HR: 1	SF: 0 SAC: 0 DP: 0 HBP: 0	WP: 0 PB: 0 SB: 0 CS: 0	PA: 43
	H: 2 LOB: 2 BB: 1 P: 11	H: 0 LOB: 0 BB: 0 P: 5	H: 1 LOB: 1 BB: 0 P: 4	H: 2 LOB: 2 BB: 1 P: 11	H: 0 LOB: 0 BB: 0 P: 3	H: 1 LOB: 0 BB: 0 P: 6	H: 0 LOB: 1 BB: 1 P: 9	H: 0 LOB: 2 BB: 2 P: 13	H: 2 LOB: 3 BB: 3 P: 23				

PITCHER	IP	WLS	BF	H	R	ER	SO	BB	IBB	HBP	BLK	WP	HR	S	P	ERA	WHIP
Bob Knepper, L (1, 1) ERA: 6.06	7.0	L	30	6	3	2	5	3	0	0	0	0	1	37	49	2.57	1.286
Charlie Kerfeld, R (8, 1) ERA: 9.88	1.0		7	1	2	2	1	2	1	0	0	0	0	6	18	18.00	3.000
Dave Smith, R (9, 1) ERA: 0.74	1.0		6	1	0	0	3	2	0	0	0	0	0	10	18	0.00	3.000

PITCHER	IP	WLS	BF	H	R	ER	SO	BB	IBB	HBP	BLK	WP	HR	S	P	ERA	WHIP

BOTTOM

Batter	1	2	3	4	5	6	7	8	9	AB	R	H	RBI	BB	SO	LOB
Gerald Young, S (1, 8) OBP: 0.292, SLG: 0.238	S S S 0-3 K ①		x 0-0 E6 S 2-3		x 0-0 1-3 ②			x 0-0 F9 ①	S S S 0-3 K ③	5	0	0	0	0	2	2
Bill Doran, S (1, 4) OBP: 0.346, SLG: 0.414	x 0-0 F9 ②		x 0-0 3-1 ③ 1-2		B B B B 4-0 S BB			x 0-0 2B 1B		3	0	1	0	1	0	2
Denny Walling, L (1, 5) OBP: 0.350, SLG: 0.423	x 0-0 1-3 ③			x 0-0 G6-4-3 BB 2B 1B	x 0-0 5-3 ③ 1-2			x 0-0 1-3 2B		4	1	2	0	0	0	1
Glenn Davis, R (1, 3) OBP: 0.326, SLG: 0.488		S S S 0-3 K ①		B B B B 4-0 G6-4-3 1-2 BB		x 0-0 4-3 ①		S S S 0-3 K ②		3	0	0	0	1	2	2
Kevin Bass, S (1, 9) OBP: 0.343, SLG: 0.448		S S S 0-3 K ②		x 0-0 G6-4-3 ① ② 1-2f 2-3		x 0-0 F7 ②		4-0 IBB		3	0	0	0	1	1	2
Jose Cruz, L (1, 7) OBP: 0.312, SLG: 0.414		x 0-0 1-3 ③		x 0-0 WP 2B 3-H 2B		S S S 0-3 K ③		x 0-0 L7 ③		4	1	1	1	0	1	3
Alan Ashby, S (1, 2) OBP: 0.397, SLG: 0.485			x 0-0 F8 ①	x 0-0 2-H 2B			S S S 0-3 K ①		x 0-0 FC5-4 1B	4	0	2	1	0	1	0
Craig Reynolds, L (1, 6) OBP: 0.302, SLG: 0.358			x 0-0 E SH2-3 1B	x 0-0 1-3 ③			x 0-0 F7 ②		x 0-0 F8 ①	3	0	1	0	0	0	1
Jim Pankovits, R (9, PH) OBP: 0.194, SLG: 0.121										1	0	0	0	0	0	1
Bob Knepper, L (1, 1) OBP: 0.125, SLG: 0.174			x 0-0 SH2-3 ② 1-2		S S S 0-3 K ①		x 0-0 G3 ③		x 0-0 FC5-4 ② 1-2f	1	0	0	0	0	1	0
Terry Puhl, L (7, PH) OBP: 0.250, SLG: 0.244										1	0	0	0	0	0	0
Charlie Kerfeld, R (8, 1)										0	0	0	0	0	0	0
Dave Smith, R (9, 1) OBP: 0.667, SLG: 0.500										0	0	0	0	0	0	0
Chuck Jackson, R (9, 7) OBP: 0.276, SLG: 0.300										0	0	0	0	0	0	0
Davey Lopes, R (9, PH) OBP: 0.333, SLG: 0.462										1	0	0	0	0	0	1
Inning Stats	R: 0 E: 0 K: 1 S: 5 H: 0 LOB: 0 BB: 0 P: 5	R: 0 E: 0 K: 2 S: 7 H: 0 LOB: 0 BB: 0 P: 7	R: 0 E: 1 K: 0 S: 5 H: 1 LOB: 2 BB: 0 P: 5	R: 2 E: 0 K: 0 S: 5 H: 3 LOB: 1 BB: 1 P: 9	R: 0 E: 0 K: 1 S: 5 H: 0 LOB: 1 BB: 1 P: 9	R: 0 E: 0 K: 1 S: 5 H: 0 LOB: 0 BB: 0 P: 5	R: 0 E: 0 K: 1 S: 5 H: 0 LOB: 0 BB: 0 P: 5	R: 0 E: 0 K: 1 S: 7 H: 2 LOB: 3 BB: 1 P: 11	R: 0 E: 0 K: 1 S: 6 H: 1 LOB: 1 BB: 0 P: 6	1B: 4 2B: 3 3B: 0 HR: 0	SF: 0 SAC: 1 DP: 1 HBP: 0						

PITCHER		IP	WLS	BF	H	R	ER	SO	BB	IBB	HBP	BLK	WP	HR	S	P	ERA	WHIP
Ron Darling, R ERA: 4.67	(1, 1)	7.2	W	31	6	2	2	7	2	0	0	0	1	0	43	51	2.35	1.043
Jesse Orosco, L ERA: 4.99	(8, 1)	1.1	S	6	1	0	0	1	0	1	0	0	0	0	7	11	0.00	0.750

PITCHER	IP	WLS	BF	H	R	ER	SO	BB	IBB	HBP	BLK	WP	HR	S	P	ERA	WHIP

New York Mets @ Houston Astros

Astrodome, Houston, TX

Sun Jul 12 1987, 4:33 AM EDT

Att. 33,582 - Unknown

livebaseballscorecards.com

AB	33
R	2
H	7
RBI	2
BB	3
SO	8
LOB	15

1B: 4 2B: 3 3B: 0 HR: 0 SF: 0 SAC: 1 DP: 1 HBP: 0

WP: 1 PB: 0 SB: 2 CS: 0 PA: 37

Batter	1	2	3	4	5	6	7	8	9	AB	R	H	RBI	BB	SO	LOB
Barry Larkin, R (1, 6) OBP: 0.271, SLG: 0.351	x 0-0 K 1B		x 0-0 ③ 1-3			x 0-0 ③ F7			x 0-0 ② F9	4	0	1	0	0	0	1
Tracy Jones, R (1, 8) OBP: 0.345, SLG: 0.500	S S S 0-3 ①② K 1-2			x 0-0 ① 5-3			x 0-0 ① 4-3		x 0-0 1B 1B	4	0	1	0	0	1	1
Eric Davis, R (1, 7) OBP: 0.417, SLG: 0.693	x 0-0 ③ F4			x 0-0 G4-6-3 1B			B B B B 4-0 G6-4-3 BB		x 0-0 FC6-4 1-2 1B	3	0	2	0	1	0	0
Dave Parker, L (1, 9) OBP: 0.327, SLG: 0.481		x 0-0 ① 6-3		x 0-0 ②③ G4-6-3 1-2f			x 0-0 ②③ G6-4-3 1-2f		x 0-0 ③ FC6-4 1-2f	4	0	0	0	0	0	4
Buddy Bell, R (1, 5) OBP: 0.357, SLG: 0.417		x 0-0 ② 6-3			x 0-0 G6-4-3 1B			x 0-0 ① F9		3	0	1	0	0	0	0
Bo Diaz, R (1, 2) OBP: 0.327, SLG: 0.436		x 0-0 ③ F3			x 0-0 ①② G6-4-3 1-2f			x 0-0 1B		3	0	1	0	0	0	1
Terry Francona, L (1, 3) OBP: 0.233, SLG: 0.268			x 0-0 ① 5-3		x 0-0 ③ G3			x 0-0 ② F8		3	0	0	0	0	0	1
Dave Concepcion, R (1, 4) OBP: 0.363, SLG: 0.353			S S S 0-3 ② K			x 0-0 ① 5-3		x 0-0 ③ F8		3	0	0	0	0	1	1
Bill Gullickson, R (1, 1) OBP: 0.238, SLG: 0.357 Max Venable, L (6, PH) OBP: 0.143, SLG: 0.143 Bill Landrum, R (6, 1) OBP: 0.200, SLG: 0.200 Bill Scherrer, L (7, 1) Dave Collins, S (9, PH) OBP: 0.286, SLG: 0.231			x 0-0 2B			x 0-0 ② G3			x 0-0 ① 6-3	1 1 0 0 1	0 0 0 0 0	1 0 0 0 0	0 0 0 0 0	0 0 0 0 0	0 0 0 0 0	0 0 0 0 0
Inning Stats	R: 0 E: 0 K: 1 S: 5 H: 1 LOB: 0 BB: 0 P: 5	R: 0 E: 0 K: 0 S: 3 H: 0 LOB: 0 BB: 0 P: 3	R: 0 E: 0 K: 1 S: 6 H: 1 LOB: 1 BB: 0 P: 6	R: 0 E: 0 K: 0 S: 3 H: 1 LOB: 0 BB: 0 P: 3	R: 0 E: 0 K: 0 S: 3 H: 1 LOB: 0 BB: 0 P: 3	R: 0 E: 0 K: 0 S: 3 H: 0 LOB: 0 BB: 0 P: 3	R: 0 E: 0 K: 0 S: 2 H: 0 LOB: 0 BB: 1 P: 6	R: 0 E: 0 K: 0 S: 4 H: 1 LOB: 1 BB: 0 P: 4	R: 0 E: 0 K: 0 S: 5 H: 2 LOB: 2 BB: 0 P: 5	1B: 6 2B: 1 3B: 0 HR: 0	SF: 0 SAC: 0 DP: 3 HBP: 0						

PITCHER	IP	WLS	BF	H	R	ER	SO	BB	IBB	HBP	BLK	WP	HR	S	P	ERA	WHIP
Dwight Gooden, R (1, 1) ERA: 2.41	9.0	W	31	7	0	0	2	1	0	0	0	0	0	34	38	0.00	0.889

PITCHER	IP	WLS	BF	H	R	ER	SO	BB	IBB	HBP	BLK	WP	HR	S	P	ERA	WHIP

TOP

Cincinnati Reds @ New York Mets

Shea Stadium, Flushing, NY

Thu Jul 16 1987, 7:05 PM EDT

Att. 42,101 - Unknown

livebaseballscorecards.com

AB	30
R	0
H	7
RBI	0
BB	1
SO	2
LOB	9

1B: 6	SF: 0	WP: 0	PA: 31
2B: 1	SAC: 0	PB: 0	
3B: 0	DP: 3	SB: 0	
HR: 0	HBP: 0	CS: 0	

Batter	1	2	3	4	5	6	7	8	9	AB	R	H	RBI	BB	SO	LOB
Lenny Dykstra, L (1, 8) OBP: 0.349, SLG: 0.475	K		1B	L3			BB	G3		4	2	1	0	1	1	0
Wally Backman, S (1, 4) OBP: 0.304, SLG: 0.291	E 1B		K	6-3			HR	K		5	2	2	1	0	2	2
Keith Hernandez, L (1, 3) OBP: 0.367, SLG: 0.435	E7 L7-4		F8		F8		HR			3	1	1	0	1	0	2
Gary Carter, R (1, 2) OBP: 0.299, SLG: 0.410	L7-4		2B		5-3		HR			4	2	2	4	0	0	1
Darryl Strawberry, L (1, 9) OBP: 0.394, SLG: 0.586		BB	2B IBB		3-1		BB			1	1	0	0	3	0	0
Kevin McReynolds, R (1, 7) OBP: 0.333, SLG: 0.510		F9	2B			G3-6-3 1B	G5-4-3 1B			4	0	3	3	0	0	1
Howard Johnson, S (1, 5) OBP: 0.359, SLG: 0.514		F9	IBB			G3-6-3	K			3	0	0	0	1	1	4
Rafael Santana, R (1, 6) OBP: 0.329, SLG: 0.386		F9	6-3			1B	G5-4-3			4	0	1	0	0	0	5
Dwight Gooden, R (1, 1) OBP: 0.192, SLG: 0.192			1B 1B	P4		G3		K		4	1	1	0	0	1	1
Inning Stats	R: 1 E: 1 K: 1 S: 6 H: 2 LOB: 0 BB: 0 P: 6	R: 0 E: 0 K: 0 S: 3 H: 0 LOB: 1 BB: 1 P: 7	R: 4 E: 0 K: 1 S: 9 H: 4 LOB: 2 BB: 2 P: 17	R: 0 E: 0 K: 0 S: 3 H: 0 LOB: 0 BB: 0 P: 3	R: 0 E: 0 K: 0 S: 3 H: 0 LOB: 0 BB: 0 P: 3	R: 0 E: 0 K: 0 S: 4 H: 2 LOB: 1 BB: 0 P: 4	R: 4 E: 0 K: 1 S: 7 H: 3 LOB: 1 BB: 3 P: 19	R: 0 E: 0 K: 2 S: 7 H: 0 LOB: 0 BB: 0 P: 7		1B: 9 2B: 2 3B: 0 HR: 1	SF: 0 SAC: 0 DP: 3 HBP: 0					

PITCHER		IP	WLS	BF	H	R	ER	SO	BB	IBB	HBP	BLK	WP	HR	S	P	ERA	WHIP
Bill Gullickson, R ERA: 4.6	(1, 1)	5.0	L	23	6	5	4	2	1	2	0	0	0	0	24	36	7.20	1.400
Bill Landrum, R ERA: 4.98	(6, 1)	1.0		10	5	4	4	0	3	0	0	1	0	1	7	19	36.00	8.000
Bill Scherrer, L ERA: 5.29	(7, 1)	2.0		5	0	0	0	3	0	0	0	0	0	0	11	11	0.00	0.000

PITCHER	IP	WLS	BF	H	R	ER	SO	BB	IBB	HBP	BLK	WP	HR	S	P	ERA	WHIP

BOTTOM

Cincinnati Reds @ New York Mets

Shea Stadium, Flushing, NY

Thu Jul 16 1987, 7:05 PM EDT

Att. 42,101 - Unknown

livebaseballscorecards.com

AB	32
R	9
H	11
RBI	8
BB	6
SO	5
LOB	16

Cincinnati Reds @ New York Mets

Shea Stadium, Flushing, NY

Fri Jul 17 1987, 7:05 PM EDT

Att. 44,119 - Unknown

TOP

livebaseballscorecards.com

Batter	1	2	3	4	5	6	7	8	9	AB	R	H	RBI	BB	SO	LOB
Barry Larkin, R (1, 6) OBP: 0.275, SLG: 0.351	BB SF9 1B		F8			G6-4-3 HBP		1-3		3	1	1	0	0	0	0
Buddy Bell, R (1, 5) OBP: 0.359, SLG: 0.416	BB 1-2		F8			F3			1B 1B	3	0	1	0	1	0	1
Max Venable, L (9, PR) OBP: 0.143, SLG: 0.143										0	1	0	0	0	0	0
John Franco, L (9, 1)										0	0	0	0	0	0	0
Eric Davis, R (1, 8) OBP: 0.415, SLG: 0.686	BB 1-2 2-3		F7			G6-4-3 1-2f			K	3	0	0	0	1	1	2
Dave Parker, L (1, 9) OBP: 0.326, SLG: 0.480	SF9 2-3 3-H			K			F9		HR 1B	3	1	1	1	0	1	0
Tracy Jones, R (1, 7) OBP: 0.347, SLG: 0.500	F9			6-3			S 1B		HR 1B	4	1	2	1	0	0	2
Bo Diaz, R (1, 2) OBP: 0.323, SLG: 0.430	K			5-3			L5		F7	4	0	0	0	0	1	5
Nick Esasky, R (1, 3) OBP: 0.309, SLG: 0.625		6-3			K		K 1-2		HR 1-H 2-H	4	1	1	3	0	2	1
Kurt Stillwell, S (1, 4) OBP: 0.310, SLG: 0.359		F7			P3			G1-6-3 1B	L4	4	0	1	0	0	0	1
Tom Browning, L (1, 1) OBP: 0.182, SLG: 0.150		K			K			G1-6-3 1-2f		2	0	0	0	0	2	0
Terry Francona, L (8, PH) OBP: 0.231, SLG: 0.266										1	0	0	0	0	0	1
Frank Williams, R (8, 1)										0	0	0	0	0	0	0
Dave Concepcion, R (9, 5) OBP: 0.363, SLG: 0.353										0	0	0	0	0	0	0

	AB	31
	R	5
	H	7
	RBI	5
	BB	2
	SO	7
	LOB	13

Inning Stats										
	R: 1	H: 1	R: 0	H: 0	R: 0	H: 0	R: 0	H: 0	R: 0	H: 0
	E: 0	LOB: 2	E: 0	LOB: 0	E: 0	LOB: 0	E: 0	LOB: 0	E: 0	LOB: 0
	K: 1	BB: 2	K: 1	BB: 0	K: 0	BB: 0	K: 2	BB: 0	K: 0	BB: 0
	S: 6	P: 14	S: 5	P: 5	S: 3	P: 3	S: 7	P: 7	S: 2	P: 3

Inning Stats										
	R: 0	H: 1	R: 4	H: 4	1B: 6	SF: 1	WP: 0	PA: 35		
	E: 0	LOB: 1	E: 0	LOB: 1	2B: 0	SAC: 0	PB: 0			
	K: 1	BB: 0	K: 1	BB: 0	3B: 0	DP: 2	SB: 1			
	S: 6	P: 6	S: 9	P: 9	HR: 1	HBP: 1	CS: 0			

PITCHER	IP	WLS	BF	H	R	ER	SO	BB	IBB	HBP	BLK	WP	HR	S	P	ERA	WHIP
Ron Darling, R (1, 1) ERA: 4.69	9.0	L	35	7	5	5	7	2	0	1	0	0	1	46	55	5.00	1.000

PITCHER	IP	WLS	BF	H	R	ER	SO	BB	IBB	HBP	BLK	WP	HR	S	P	ERA	WHIP

Cincinnati Reds @ New York Mets

Shea Stadium, Flushing, NY

Fri Jul 17 1987, 7:05 PM EDT

Att. 44,119 - Unknown

BOTTOM

Batter	1	2	3	4	5	6	7	8	9	AB	R	H	RBI	BB	SO	LOB
Mookie Wilson, S (1, 8) OBP: 0.358, SLG: 0.486	K	G3		K			CS 1B			4	0	1	0	0	2	3
Tim Teufel, R (1, 4) OBP: 0.432, SLG: 0.634	K		HR		G3 FC6-2 2B		F7 1-2			4	1	2	1	0	1	1
Keith Hernandez, L (1, 3) OBP: 0.366, SLG: 0.433	1B 1B 1B		6-3		G3 2-3		F8			4	1	1	0	0	0	1
Gary Carter, R (1, 2) OBP: 0.301, SLG: 0.409	1B 1-2 1B		6-3		FC6-2 3-H			G6-4-3 BB		3	0	1	0	1	0	1
Darryl Strawberry, L (1, 9) OBP: 0.392, SLG: 0.581	1B 1-3 2-H		K		F8			F7		4	0	1	1	0	1	2
Kevin McReynolds, R (1, 7) OBP: 0.335, SLG: 0.513	F7			E 2B		G3 1B		G6-4-3 1-2f		4	0	2	0	0	0	3
Howard Johnson, S (1, 5) OBP: 0.355, SLG: 0.507		F8		K		G3 1-2			F8	4	0	0	0	0	1	2
Rafael Santana, R (1, 6) OBP: 0.324, SLG: 0.380		6-3		F9		F8			P3	4	0	0	0	0	0	2
Ron Darling, R (1, 1) OBP: 0.175, SLG: 0.237 Lee Mazzilli, S (9, PH) OBP: 0.418, SLG: 0.518	2B			E6 2-3		F9			F8	3 1	0 0	1 0	0 0	0 0	0 0	2 0
Inning Stats	R: 1 E: 0 K: 2 S: 10 H: 3 LOB: 2 BB: 0 P: 10	R: 0 E: 0 K: 0 S: 4 H: 1 LOB: 1 BB: 0 P: 4	R: 1 E: 0 K: 1 S: 6 H: 1 LOB: 0 BB: 0 P: 6	R: 0 E: 1 K: 2 S: 9 H: 1 LOB: 2 BB: 0 P: 9	R: 0 E: 0 K: 0 S: 4 H: 1 LOB: 1 BB: 0 P: 4	R: 0 E: 0 K: 0 S: 4 H: 1 LOB: 1 BB: 0 P: 4	R: 0 E: 0 K: 0 S: 3 H: 1 LOB: 0 BB: 0 P: 3	R: 0 E: 0 K: 0 S: 2 H: 0 LOB: 0 BB: 1 P: 6	R: 0 E: 0 K: 0 S: 3 H: 0 LOB: 0 BB: 0 P: 3	1B: 5 2B: 3 3B: 0 HR: 1 SF: 0 SAC: 0 DP: 1 HBP: 0						

livebaseballscorecards.com

	AB	35
	R	2
	H	9
	RBI	2
	BB	1
	SO	5
	LOB	17

PITCHER		IP	WLS	BF	H	R	ER	SO	BB	IBB	HBP	BLK	WP	HR	S	P	ERA	WHIP
Tom Browning, L ERA: 6.8	(1, 1)	7.0		30	9	2	2	5	0	0	0	0	0	1	40	40	2.57	1.286
Frank Williams, R ERA: 2.76	(8, 1)	1.0	W	3	0	0	0	0	1	0	0	0	0	0	2	6	0.00	1.000
John Franco, L ERA: 1.45	(9, 1)	1.0	S	3	0	0	0	0	0	0	0	0	0	0	3	3	0.00	0.000

PITCHER	IP	WLS	BF	H	R	ER	SO	BB	IBB	HBP	BLK	WP	HR	S	P	ERA	WHIP

Batter	1	2	3	4	5	6	7	8	9	AB	R	H	RBI	BB	SO	LOB
Barry Larkin, R (1, 6) OBP: 0.282, SLG: 0.364	F8		1B 3B		HR HBP	5-3		FC6-4-2 1B		4	2	2	1	0	0	3
Buddy Bell, R (1, 5) OBP: 0.363, SLG: 0.431	F7		BB 1B		HR		2B FC3-2 1B	FC6-4-2		5	1	3	3	0	0	2
Eric Davis, R (1, 8) OBP: 0.415, SLG: 0.683	K		BB		G3		FC3-2 1B 2B		5-3	4	1	1	0	1	1	0
Dave Parker, L (1, 9) OBP: 0.325, SLG: 0.475		4-3	F5		F7		1B FC3-2 IBB		K	4	0	0	0	1	1	2
Tracy Jones, R (1, 7) OBP: 0.345, SLG: 0.494		K		6-3		5-3	FC3-2 1B		HR 1B	5	1	1	0	0	1	3
Bo Diaz, R (1, 2) OBP: 0.330, SLG: 0.450		6-3		1B		BB 2B	G6-4-3 1B		HR	5	1	4	3	0	0	0
Nick Esasky, R (1, 3) OBP: 0.305, SLG: 0.607			F9	F6		F9	G6-4-3		1B	5	0	1	0	0	0	5
Dave Concepcion, R (1, 4) OBP: 0.359, SLG: 0.345			4-3	4-3		BB IBB		6-3	F8	4	0	0	0	1	0	2
Ted Power, R (1, 1) OBP: 0.171, SLG: 0.211			3B BB		F8					1	1	0	0	2	0	0
Lloyd McClendon, R (8, PH) OBP: 0.220, SLG: 0.333										1	0	1	0	0	0	0
Rob Murphy, L (8, 1) OBP: 0.250, SLG: 0.250						BB		1B		0	0	0	0	0	0	0
Inning Stats	R: 0 E: 0 K: 1 S: 5 H: 0 LOB: 0 BB: 0 P: 5	R: 0 E: 0 K: 1 S: 5 H: 0 LOB: 0 BB: 0 P: 5	R: 2 E: 0 K: 0 S: 5 H: 2 LOB: 2 BB: 2 P: 13	R: 0 E: 0 K: 0 S: 4 H: 1 LOB: 1 BB: 0 P: 4	R: 2 E: 0 K: 0 S: 4 H: 1 LOB: 0 BB: 0 P: 5	R: 0 E: 0 K: 0 S: 4 H: 1 LOB: 3 BB: 2 P: 12	R: 1 E: 0 K: 0 S: 5 H: 3 LOB: 2 BB: 1 P: 9	R: 0 E: 0 K: 0 S: 4 H: 2 LOB: 1 BB: 0 P: 4	R: 2 E: 0 K: 1 S: 8 H: 3 LOB: 1 BB: 0 P: 8	1B: 8 2B: 3 3B: 1 HR: 2 SF: 0 SAC: 0 DP: 2 HBP: 1						

PITCHER		IP	WLS	BF	H	R	ER	SO	BB	IBB	HBP	BLK	WP	HR	S	P	ERA	WHIP
Sid Fernandez, L ERA: 3.59	(1, 1)	5.2	L	27	5	4	4	2	3	1	1	0	0	1	26	43	6.35	1.412
Doug Sisk, R ERA: 3.67	(6, 1)	1.1		7	3	1	1	0	0	1	0	0	0	0	6	10	6.75	2.250
Randy Myers, L ERA: 4.75	(8, 1)	2.0		10	5	2	2	1	0	0	0	0	0	1	12	12	9.00	2.500

PITCHER	IP	WLS	BF	H	R	ER	SO	BB	IBB	HBP	BLK	WP	HR	S	P	ERA	WHIP

TOP

Cincinnati Reds @ New York Mets

Shea Stadium, Flushing, NY

Sat Jul 18 1987, 7:05 PM EDT

Att. 47,135 - Unknown

livebaseballscorecards.com

AB	38
R	7
H	13
RBI	7
BB	5
SO	3
LOB	17

WP: 0	PA: 44
PB: 0	
SB: 0	
CS: 0	

Cincinnati Reds @ New York Mets

Shea Stadium, Flushing, NY

Sat Jul 18 1987, 7:05 PM EDT

Att. 47,135 - Unknown

BOTTOM

Batter	1	2	3	4	5	6	7	8	9	AB	R	H	RBI	BB	SO	LOB
Lenny Dykstra, L (1, 8) OBP: 0.347, SLG: 0.471	F8		F7		E 1B			L5		4	0	1	0	0	0	0
Wally Backman, S (1, 4) OBP: 0.305, SLG: 0.292	F7		S 1B		4-3 1-3			L5		3	0	1	0	0	0	1
Tim Teufel, R (8, PH) (9, 4) OBP: 0.429, SLG: 0.630										1	0	0	0	0	0	0
Keith Hernandez, L (1, 3) OBP: 0.367, SLG: 0.432	BB		K 1-2			L6		FC5-4 1B		3	0	1	0	1	1	1
Gary Carter, R (1, 2) OBP: 0.298, SLG: 0.403	F7			L9		F4		FC5-4 1-2f		4	0	0	0	0	0	2
Darryl Strawberry, L (1, 9) OBP: 0.391, SLG: 0.575		BB 8-5 S		4-3		F7			K	3	0	0	0	1	1	0
Kevin McReynolds, R (1, 7) OBP: 0.337, SLG: 0.531		8-5 1-3f		HR			F7		HR	4	2	2	2	0	0	1
Howard Johnson, S (1, 5) OBP: 0.354, SLG: 0.513		HR		K			F5		6-3	4	1	1	1	0	1	0
Rafael Santana, R (1, 6) OBP: 0.323, SLG: 0.378		1-3			6-3		1B		6-3	4	0	1	0	0	0	0
Sid Fernandez, L (1, 1) OBP: 0.189, SLG: 0.229			K		K		F8			2	0	0	0	0	2	0
Doug Sisk, R (6, 1)										0	0	0	0	0	0	0
Dave Magadan, L (7, PH) OBP: 0.348, SLG: 0.408										1	0	0	0	0	0	1
Randy Myers, L (8, 1) OBP: 0.200, SLG: 0.200										0	0	0	0	0	0	0
Inning Stats	R: 0 E: 0 K: 0 S: 3 H: 0 LOB: 1 BB: 1 P: 7	R: 1 E: 0 K: 0 S: 3 H: 1 LOB: 0 BB: 1 P: 7	R: 0 E: 0 K: 2 S: 8 H: 1 LOB: 1 BB: 0 P: 8	R: 1 E: 0 K: 1 S: 6 H: 1 LOB: 0 BB: 0 P: 6	R: 0 E: 1 K: 1 S: 6 H: 1 LOB: 1 BB: 0 P: 6	R: 0 E: 0 K: 0 S: 3 H: 0 LOB: 0 BB: 0 P: 3	R: 0 E: 0 K: 0 S: 4 H: 1 LOB: 1 BB: 0 P: 4	R: 0 E: 0 K: 0 S: 4 H: 1 LOB: 1 BB: 0 P: 4	R: 1 E: 0 K: 1 S: 6 H: 1 LOB: 0 BB: 0 P: 6	1B: 4 2B: 1 3B: 0 HR: 3 SF: 0 SAC: 0 DP: 1 HBP: 0						

livebaseballscorecards.com

AB	33
R	3
H	7
RBI	3
BB	2
SO	5
LOB	6

WP: 0 PA: 35
PB: 0
SB: 2
CS: 0

PITCHER		IP	WLS	BF	H	R	ER	SO	BB	IBB	HBP	BLK	WP	HR	S	P	ERA	WHIP
Ted Power, R ERA: 4.51	(1, 1)	7.0	W	27	5	2	2	4	2	0	0	0	0	2	33	41	2.57	1.000
Rob Murphy, L ERA: 2.98	(8, 1)	2.0	S	8	2	1	1	1	0	0	0	0	0	1	10	10	4.50	1.000

PITCHER	IP	WLS	BF	H	R	ER	SO	BB	IBB	HBP	BLK	WP	HR	S	P	ERA	WHIP

Batter	1	2	3	4	5	6	7	8	9	10	11	AB	R	H	RBI	BB	SO	LOB
Barry Larkin, R (1, 6) OBP: 0.290, SLG: 0.369	5-3	5-3			FC6-4 1B		BB 1B 1B 1-2		BB 1B		F9	5	1	3	0	0	0	1
John Franco, L (9, 1)												0	0	0	0	0	0	0
Lloyd McClendon, R (11, PH) OBP: 0.216, SLG: 0.327												1	0	0	0	0	0	0
Bill Scherrer, L (11, 1)												0	0	0	0	0	0	0
Bill Landrum, R (11, 1) OBP: 0.200, SLG: 0.200												0	0	0	0	0	0	0
Buddy Bell, R (1, 5) OBP: 0.361, SLG: 0.424	4-3		6-3		FC6-4 1-2f		HBP 1B 1-2 2-3 BB		K			4	0	0	0	1	1	2
Eric Davis, R (1, 8) OBP: 0.414, SLG: 0.677	F8		6-3			E5 WP	HBP 1B 1-2 2-H 3-H		FC4-6 BB 1-2			4	0	1	2	1	0	0
Dave Parker, L (1, 9) OBP: 0.326, SLG: 0.472		BB 1B 1B	4-3			F8	HBP 1-2 2-3		FC4-6 1-2f			4	1	1	0	0	0	3
Paul O'Neill, L (1, 7) OBP: 0.255, SLG: 0.333		1B 1B BB 1-2		FC5-4 1B		F8	B3-4			F8		3	1	1	0	1	0	4
Frank Williams, R (7, 1)												0	0	0	0	0	0	0
Dave Concepcion, R (9, 4) OBP: 0.357, SLG: 0.343												1	0	0	0	0	0	0
Nick Esasky, R (1, 3) OBP: 0.301, SLG: 0.590		FC3-6 6-3 1B 1-3 2-H		FC5-4 G6-4-3 1-2		G3 1-2		F9		K		5	1	1	1	0	1	2
Terry McGriff, R (1, 2) OBP: 0.167, SLG: 0.167		FC3-6 1B 1-2 3-H		G6-4-3 1-2f			F7	5-3		K		5	0	1	1	0	1	1
Kurt Stillwell, S (1, 4) (9, 6) OBP: 0.304, SLG: 0.351		FC3-6 6-3 1-2 2-3			F7		F9 1-2	4-3			F4	5	0	0	0	0	0	2
Guy Hoffman, L (1, 1) OBP: 0.130, SLG: 0.130		6-3 1-2 3-H			3-1		BB 1B 1B 1-2		K		5-3	2	0	0	1	0	0	1
Terry Francona, L (7, PH) OBP: 0.236, SLG: 0.271												1	1	1	0	0	0	0
Rob Murphy, L (7, 1) OBP: 0.250, SLG: 0.250												0	0	0	0	0	0	0
Tracy Jones, R (7, 7) OBP: 0.342, SLG: 0.490												2	0	0	0	0	1	0
Inning Stats	R: 0 E: 0 K: 0 S: 3 H: 0 LOB: 0 BB: 0 P: 3	R: 3 E: 0 K: 0 S: 6 H: 3 LOB: 1 BB: 1 P: 10	R: 0 E: 0 K: 0 S: 3 H: 0 LOB: 0 BB: 0 P: 3	R: 0 E: 0 K: 0 S: 3 H: 1 LOB: 0 BB: 0 P: 3	R: 0 E: 0 K: 0 S: 4 H: 1 LOB: 1 BB: 0 P: 4	R: 0 E: 1 K: 0 S: 4 H: 0 LOB: 1 BB: 0 P: 4	R: 2 E: 0 K: 0 S: 6 H: 3 LOB: 3 BB: 1 P: 11	R: 0 E: 0 K: 0 S: 3 H: 0 LOB: 0 BB: 0 P: 3	R: 0 E: 0 K: 2 S: 8 H: 1 LOB: 2 BB: 1 P: 12	R: 0 E: 0 K: 2 S: 7 H: 0 LOB: 0 BB: 0 P: 7	R: 0 E: 0 K: 0 S: 3 H: 0 LOB: 0 BB: 0 P: 3	1B: 9 2B: 0 3B: 0 HR: 0	SF: 0 SAC: 0 DP: 1 HBP: 1					

PITCHER	IP	WLS	BF	H	R	ER	SO	BB	IBB	HBP	BLK	WP	HR	S	P	ERA	WHIP
John Mitchell, R (1, 1) ERA: 3.91	6.2		29	7	5	5	0	2	0	0	0	1	0	27	35	6.75	1.350
Roger McDowell, R (7, 1) ERA: 4.43	1.1		6	1	0	0	0	0	0	1	0	0	0	5	6	0.00	0.750
Jesse Orosco, L (9, 1) ERA: 4.64	3.0	W	11	1	0	0	4	1	0	0	0	0	0	18	22	0.00	0.667

PITCHER	IP	WLS	BF	H	R	ER	SO	BB	IBB	HBP	BLK	WP	HR	S	P	ERA	WHIP

TOP

Cincinnati Reds @ New York Mets

Shea Stadium, Flushing, NY

Sun Jul 19 1987, 3:33 AM EDT

Att. 45,255 - Unknown

livebaseballscorecards.com

AB	42
R	5
H	9
RBI	5
BB	3
SO	4
LOB	16

1B: 9	SF: 0	WP: 1	PA: 46
2B: 0	SAC: 0	PB: 0	
3B: 0	DP: 1	SB: 0	
HR: 0	HBP: 1	CS: 0	

Batter	1	2	3	4	5	6	7	8	9	10	11	AB	R	H	RBI	BB	SO	LOB
Mookie Wilson, S (1, 8) OBP: 0.359, SLG: 0.487	F6	FC5-4 BB 1-2 2-3 3-H		F7			1B 2B	4-3			BB BB 1B 1B	4	1	1	1	1	0	1
Jesse Orosco, R (9, 1)												0	0	0	0	0	0	0
Bill Almon, R (11, PH) OBP: 0.302, SLG: 0.292												0	1	0	0	1	0	0
Tim Teufel, R (1, 4) OBP: 0.420, SLG: 0.607	K	FC5-4 1-2f		6-3			E 1B SF9 BB	F5			L3	5	1	0	0	1	1	5
Keith Hernandez, L (1, 3) OBP: 0.372, SLG: 0.435	BB	2B 1B 1-3		5-3			SF9 E 1B 1-2 2-H		4-3		1B BB 1B 1-2	5	1	3	1	1	0	0
Darryl Strawberry, L (1, 9) OBP: 0.393, SLG: 0.574	G3	2B 1-3		F7			K		G6-4-3 BB		1B BB 1-2 2-3	4	0	1	0	2	1	3
Kevin McReynolds, R (1, 7) OBP: 0.337, SLG: 0.526		6-3	5-3	K			1B BB 1-2 2-3		G6-4-3 1-2f		1B 1-2 2-3 3-H	5	0	1	1	1	1	3
Barry Lyons, R (1, 2) OBP: 0.272, SLG: 0.347		2B BB 1B	F4		5-3	SF9 2-3 3-H		F4				3	1	1	0	0	0	2
Lee Mazzilli, S (7, PH) OBP: 0.414, SLG: 0.518												0	0	0	1	0	0	0
Gary Carter, R (8, 2) OBP: 0.297, SLG: 0.402												1	0	0	0	0	0	0
Howard Johnson, S (1, 5) OBP: 0.354, SLG: 0.521		K	F7			HR	S 1-3 3-H 1B			G3		5	1	2	2	0	1	3
Rafael Santana, R (1, 6) OBP: 0.328, SLG: 0.388		BB 1-3 2B		SH5-3 2B		6-3	6-3 1-2			BB		4	0	2	0	1	0	2
John Mitchell, R (1, 1) OBP: 0.091, SLG: 0.136		CI BB		SH5-3 2-3		4-3		4-3			F5	1	0	0	0	0	0	0
Roger McDowell, R (7, 1) OBP: 0.286, SLG: 0.333												0	0	0	0	0	0	0
Lenny Dykstra, L (8, PH) OBP: 0.345, SLG: 0.467 (9, 8)												2	0	0	0	0	0	1
Inning Stats	R: 0 H: 0 E: 0 LOB: 1 K: 1 BB: 1 S: 5 P: 9	R: 1 H: 2 E: 1 LOB: 3 K: 1 BB: 1 S: 8 P: 12	R: 0 H: 2 E: 0 LOB: 2 K: 0 BB: 0 S: 5 P: 5	R: 0 H: 1 E: 0 LOB: 1 K: 0 BB: 0 S: 4 P: 4	R: 0 H: 0 E: 0 LOB: 0 K: 1 BB: 0 S: 5 P: 5	R: 1 H: 1 E: 0 LOB: 0 K: 0 BB: 0 S: 4 P: 4	R: 3 H: 3 E: 1 LOB: 2 K: 1 BB: 2 S: 8 P: 16	R: 0 H: 0 E: 0 LOB: 0 K: 0 BB: 0 S: 3 P: 3	R: 0 H: 0 E: 0 LOB: 0 K: 0 BB: 1 S: 2 P: 6	R: 0 H: 0 E: 0 LOB: 1 K: 0 BB: 1 S: 3 P: 7	R: 1 H: 2 E: 0 LOB: 3 K: 0 BB: 2 S: 3 P: 11	1B: 6 SF: 1 2B: 4 SAC: 1 3B: 0 DP: 1 HR: 1 HBP: 0						

PITCHER		IP	WLS	BF	H	R	ER	SO	BB	IBB	HBP	BLK	WP	HR	S	P	ERA	WHIP
Guy Hoffman, L ERA: 3.77	(1, 1)	6.0		27	6	2	1	3	2	0	0	0	0	1	31	39	1.50	1.333
Rob Murphy, L ERA: 3.43	(7, 1)	0.1		4	2	3	3	1	1	0	0	0	0	0	5	9	81.00	9.000
Frank Williams, R ERA: 2.69	(7, 1)	1.2		7	1	0	0	0	1	0	0	0	0	0	6	10	0.00	1.200
John Franco, L ERA: 1.39	(9, 1)	2.0		7	0	0	0	0	2	0	0	0	0	0	5	13	0.00	1.000
Bill Scherrer, L ERA: 5.71	(11, 1)	0.1	L	4	1	1	1	0	2	0	0	0	0	0	2	10	27.00	9.000

PITCHER		IP	WLS	BF	H	R	ER	SO	BB	IBB	HBP	BLK	WP	HR	S	P	ERA	WHIP
Bill Landrum, R ERA: 4.98	(11, 1)	0.0		1	1	0	0	0	0	0	0	0	0	0	1	1	∞	∞

BOTTOM

Cincinnati Reds @ New York Mets

Shea Stadium, Flushing, NY

Sun Jul 19 1987, 3:33 AM EDT

Att. 45,255 - Unknown

livebaseballscorecards.com

AB	39
R	6
H	11
RBI	6
BB	8
SO	4
LOB	20

WP: 0 PA: 50
PB: 0
SB: 1
CS: 0

Atlanta Braves @ New York Mets

Shea Stadium, Flushing, NY

Mon Jul 20 1987, 7:05 PM EDT

Att. 30,317 - Unknown

TOP

livebaseballscorecards.com

Batter	1	2	3	4	5	6	7	8	9	AB	R	H	RBI	BB	SO	LOB
Dion James, L (1, 8) OBP: 0.412, SLG: 0.444	4-3		BB			G3		1B		3	0	1	0	1	0	0
Ken Oberkfell, L (1, 5) OBP: 0.370, SLG: 0.406	HR		F9			3-1		F8		4	1	1	1	0	0	3
Gerald Perry, L (1, 3) OBP: 0.325, SLG: 0.355	1-3			FC6-4 1B			CS BB	3-1		3	0	1	0	1	0	2
Dale Murphy, R (1, 9) OBP: 0.426, SLG: 0.576	4-3			FC6-4 L3 1-2f			1-2 1B		5-3	4	0	1	0	0	0	1
Ken Griffey, L (1, 7) OBP: 0.349, SLG: 0.483		F7		L3 1-2			K		K	4	0	0	0	0	2	2
Andres Thomas, R (1, 6) OBP: 0.281, SLG: 0.323		5-3			K		F9		4-3	3	0	0	0	0	1	1
Jim Acker, R (7, 1) OBP: 0.222, SLG: 0.222										0	0	0	0	0	0	0
Graig Nettles, L (9, PH) OBP: 0.297, SLG: 0.349										1	0	0	0	0	0	0
Ozzie Virgil, R (1, 2) OBP: 0.313, SLG: 0.488		4-3			4-3			HR		3	1	1	1	0	0	0
Glenn Hubbard, R (1, 4) OBP: 0.418, SLG: 0.437			F8		3-1			F7		3	0	0	0	0	0	0
Randy O'Neal, R (1, 1) OBP: 0.150, SLG: 0.105			K			4-3		1B 1B		0	0	0	0	0	0	0
Larry McWilliams, L (2, 1) OBP: 0.200, SLG: 0.200										2	0	0	0	0	1	0
Paul Runge, R (7, 6) OBP: 0.143, SLG: 0.143										1	0	1	0	0	0	0

	AB	31
	R	2
	H	6
	RBI	2
	BB	2
	SO	4
	LOB	9

Inning Stats	1	2	3	4	5	6	7	8	9	1B: 4	SF: 0	WP: 0	PA: 33
R	1	0	0	0	0	0	0	1	0	2B: 1	SAC: 0	PB: 0	
E	0	0	0	0	0	0	0	0	0	3B: 0	DP: 1	SB: 0	
K	0	0	1	0	5	0	1	0	1	HR: 2	HBP: 0	CS: 1	
S	4	3	5	3	5	3	5	6	5				
H	1	0	0	1	0	0	1	3	0				
LOB	0	0	1	0	0	0	1	2	0				
BB	0	0	1	0	0	0	1	0	0				
P	4	3	9	3	5	3	9	6	5				

PITCHER		IP	WLS	BF	H	R	ER	SO	BB	IBB	HBP	BLK	WP	HR	S	P	ERA	WHIP
Don Schulze, R ERA: 1.42	(1, 1)	6.1	W	22	3	1	1	2	2	0	0	0	0	1	24	32	1.42	0.789
Roger McDowell, R ERA: 4.37	(7, 1)	2.2		11	3	1	1	2	0	0	0	0	0	1	15	15	3.38	1.125

PITCHER		IP	WLS	BF	H	R	ER	SO	BB	IBB	HBP	BLK	WP	HR	S	P	ERA	WHIP

Batter	1	2	3	4	5	6	7	8	9	AB	R	H	RBI	BB	SO	LOB
Lenny Dykstra, L (1, 8) OBP: 0.350, SLG: 0.484	BBBB 4-0 G4-6-3 WP 1B BB	x 0-0 SF8 1-3 2-H 3-H 2B		x 0-0 ③ L1			x 0-0 1-H HR	x 0-0 ② 4-3 2-3		4	2	2	4	1	0	1
Wally Backman, S (1, 4) OBP: 0.307, SLG: 0.296	x 0-0 G4-6-3 1-2 1B	x 0-0 ② SF8 2-3 3-H			x 0-0 ① 4-3		x 0-0 ① 6-3	x 0-0 3-H 1B		4	0	2	2	0	0	0
Keith Hernandez, L (1, 3) OBP: 0.372, SLG: 0.431	x 0-0 ①② G4-6-3 1-2f 2-3	BBBB 4-0 BB			x 0-0 ② F5		BBBB 4-0 HBP 1B BB	SSS 0-3 ③ K		3	1	0	0	2	1	3
Darryl Strawberry, L (1, 9) OBP: 0.394, SLG: 0.570	BBBB 4-0 CS 3-H BB	SSS 0-3 ③ K			x 0-0 ③ 5-3		H 1-0 1B 1-2 HBP			2	0	0	0	1	1	2
Kevin McReynolds, R (1, 7) OBP: 0.336, SLG: 0.521	0-0 ③ CS 1-2	x 0-0 ① F9	x 0-0 ① F9			H 1-0 HBP	SSS 0-3 ② K			3	0	0	0	0	1	2
Gary Carter, R (1, 2) OBP: 0.299, SLG: 0.403		x 0-0 BB 1B BB 1B	x 0-0 ② F8			x 0-0 ① F8	x 0-0 1-3 2-H 1B			4	1	2	1	0	0	1
Howard Johnson, S (1, 5) OBP: 0.353, SLG: 0.518		x 0-0 BB BB 1-2 2B 1B	x 0-0 ③ F7			x 0-0 ② F3	SSS 0-3 ③ K			4	1	1	0	0	1	3
Rafael Santana, R (1, 6) OBP: 0.331, SLG: 0.391		BBBB 4-0 BB 1-2 2-3 2B BB		x 0-0 ① 5-3		x 0-0 ③ 5-3		x 0-0 4-3 1B 2B		3	2	1	0	1	0	1
Don Schulze, R (1, 1) Roger McDowell, R (7, 1) OBP: 0.333, SLG: 0.375		BBBB 4-0 2B SF8 1-2 2-3 3-H BB		SSS 0-3 ② K			x 0-0 HR 1B	SSS 0-3 ① K		1 2	1 1	0 1	1 0	1 0	1 1	0 1
Inning Stats	R: 1 H: 1 E: 0 LOB: 0 K: 0 BB: 2 S: 2 P: 10	R: 4 H: 3 E: 0 LOB: 2 K: 1 BB: 3 S: 8 P: 20	R: 0 H: 0 E: 0 LOB: 0 K: 0 BB: 0 S: 3 P: 3	R: 0 H: 0 E: 0 LOB: 0 K: 1 BB: 0 S: 5 P: 5	R: 0 H: 0 E: 0 LOB: 0 K: 0 BB: 0 S: 3 P: 3	R: 0 H: 0 E: 0 LOB: 1 K: 0 BB: 0 S: 3 P: 4	R: 3 H: 3 E: 0 LOB: 2 K: 2 BB: 1 S: 10 P: 15	R: 1 H: 2 E: 0 LOB: 1 K: 2 BB: 0 S: 9 P: 9		1B: 6 SF: 1 2B: 2 SAC: 0 3B: 0 DP: 1 HR: 1 HBP: 2				WP: 1 PA: 40 PB: 0 SB: 0 CS: 1		

PITCHER		IP	WLS	BF	H	R	ER	SO	BB	IBB	HBP	BLK	WP	HR	S	P	ERA	WHIP
Randy O'Neal, R ERA: 5.61	(1, 1)	1.2	L	12	4	5	5	0	5	0	0	0	1	0	7	27	27.00	5.400
Larry McWilliams, L ERA: 6.23	(2, 1)	4.2		19	2	3	3	2	1	0	2	0	0	1	20	26	5.79	0.643
Jim Acker, R ERA: 4.76	(7, 1)	1.2		8	3	1	1	4	0	0	0	0	0	0	16	16	5.40	1.800

PITCHER	IP	WLS	BF	H	R	ER	SO	BB	IBB	HBP	BLK	WP	HR	S	P	ERA	WHIP

BOTTOM

Atlanta Braves @ New York Mets

Shea Stadium, Flushing, NY

Mon Jul 20 1987, 7:05 PM EDT

Att. 30,317 - Unknown

livebaseballscorecards.com

AB	30
R	9
H	9
RBI	8
BB	6
SO	6
LOB	14

Batter	1	2	3	4	5	6	7	8	9	AB	R	H	RBI	BB	SO	LOB
Dion James, L (1, 8) OBP: 0.412, SLG: 0.454	HR		K		K		G6-4-3 1-2f		2-H 1B	5	1	2	2	0	2	3
Ken Oberkfell, L (1, 5) OBP: 0.367, SLG: 0.403	1-3		3-1 1-2 2-3			5-3		F5	1-2 1B	5	0	1	0	0	0	2
Gerald Perry, L (1, 3) OBP: 0.329, SLG: 0.367	K		S 2-H 3-H 1B			F9 2B 2B		HR 2B	L9	5	2	3	2	0	1	2
Dale Murphy, R (1, 9) OBP: 0.424, SLG: 0.581	6-3		L7 1-2			F9 2-3		2-H HR		4	1	1	2	0	0	2
Ken Griffey, L (1, 7) OBP: 0.352, SLG: 0.479		G6-3 BB		G3		2B BB		1-3		2	1	0	0	2	0	0
Andres Thomas, R (1, 6) OBP: 0.281, SLG: 0.326		G6-3 1-2f		K		1-H 3-H 2B		6-3		4	0	1	2	0	1	1
Ozzie Virgil, R (1, 2) OBP: 0.309, SLG: 0.481		6-3		6-3		L6			F6	4	0	0	0	0	0	1
Glenn Hubbard, R (1, 4) OBP: 0.422, SLG: 0.445			3-1 SH 1B 1B		6-3		FC3-6 1B		WP 1B 2B	4	2	3	0	0	0	0
Doyle Alexander, R (1, 1) OBP: 0.069, SLG: 0.036			SH 3-1 1-2 1B		F8		FC3-6 G6-4-3 1-2f		K	3	1	0	0	0	1	2
Inning Stats	R: 1 E: 0 K: 1 S: 6 H: 1 LOB: 0 BB: 0 P: 6	R: 0 E: 0 K: 0 S: 2 H: 0 LOB: 0 BB: 1 P: 6	R: 2 E: 0 K: 1 S: 8 H: 2 LOB: 1 BB: 0 P: 8	R: 0 E: 0 K: 1 S: 5 H: 0 LOB: 0 BB: 0 P: 5	R: 0 E: 0 K: 1 S: 5 H: 0 LOB: 0 BB: 0 P: 5	R: 2 E: 0 K: 0 S: 5 H: 2 LOB: 1 BB: 1 P: 9	R: 0 E: 0 K: 0 S: 3 H: 1 LOB: 0 BB: 0 P: 3	R: 2 E: 0 K: 0 S: 5 H: 2 LOB: 0 BB: 0 P: 5	R: 1 E: 0 K: 1 S: 8 H: 3 LOB: 2 BB: 0 P: 8	1B: 5 2B: 4 3B: 0 HR: 2 SF: 0 SAC: 1 DP: 2 HBP: 0	WP: 1 PB: 0 SB: 1 CS: 0 PA: 39					

PITCHER		IP	WLS	BF	H	R	ER	SO	BB	IBB	HBP	BLK	WP	HR	S	P	ERA	WHIP
Dwight Gooden, R ERA: 2.78	(1, 1)	7.0	L	28	6	5	5	4	2	0	0	0	0	1	34	42	6.43	1.143
Randy Myers, L ERA: 5.21	(8, 1)	2.0		11	5	3	3	1	0	0	0	0	1	1	13	13	13.50	2.500

PITCHER	IP	WLS	BF	H	R	ER	SO	BB	IBB	HBP	BLK	WP	HR	S	P	ERA	WHIP

TOP

Atlanta Braves @ New York Mets

Shea Stadium, Flushing, NY

Tue Jul 21 1987, 7:05 PM EDT

Att. 37,906 - Unknown

livebaseballscorecards.com

AB	36
R	8
H	11
RBI	8
BB	2
SO	5
LOB	13

Atlanta Braves @ New York Mets

Shea Stadium, Flushing, NY

Tue Jul 21 1987, 7:05 PM EDT

Att. 37,906 - Unknown

BOTTOM

Batter	1	2	3	4	5	6	7	8	9	AB	R	H	RBI	BB	SO	LOB
Lenny Dykstra, L (1, 8) OBP: 0.344, SLG: 0.476	F9		G3		L7			6-3		4	0	0	0	0	0	0
Wally Backman, S (1, 4) OBP: 0.301, SLG: 0.290	F4		G3		F6			B2		4	0	0	0	0	0	0
Keith Hernandez, L (1, 3) OBP: 0.371, SLG: 0.427	BB		L8			L8		F8		3	1	0	0	1	0	0
Darryl Strawberry, L (1, 9) OBP: 0.395, SLG: 0.579	HR			1B		L9			F8	4	2	2	2	0	0	0
Kevin McReynolds, R (1, 7) OBP: 0.335, SLG: 0.521	5-3			F9		2B			K	4	0	1	0	0	1	1
Gary Carter, R (1, 2) OBP: 0.296, SLG: 0.399		K		5-3		F4			1B	3	0	0	0	0	1	2
Barry Lyons, R (9, 2) OBP: 0.280, SLG: 0.355										1	0	1	0	0	0	0
Howard Johnson, S (1, 5) OBP: 0.352, SLG: 0.513		HBP		E6			F9		F5	3	0	0	0	0	0	1
Rafael Santana, R (1, 6) OBP: 0.327, SLG: 0.386		F9		L4			F6			3	0	0	0	0	0	2
Dwight Gooden, R (1, 1) OBP: 0.179, SLG: 0.179		K			F8		F7			2	0	0	0	0	1	1
Dave Magadan, L (7, PH) OBP: 0.345, SLG: 0.404										1	0	0	0	0	0	0
Randy Myers, L (8, 1) OBP: 0.200, SLG: 0.200										0	0	0	0	0	0	0

livebaseballscorecards.com

AB	32
R	3
H	4
RBI	2
BB	1
SO	3
LOB	7

Inning Stats	1	2	3	4	5	6	7	8	9
	R: 2 H: 1 E: 0 LOB: 0 K: 0 BB: 1 S: 4 P: 8	R: 0 H: 0 E: 0 LOB: 1 K: 2 BB: 0 S: 7 P: 8	R: 0 H: 0 E: 0 LOB: 0 K: 0 BB: 0 S: 3 P: 3	R: 1 H: 1 E: 1 LOB: 1 K: 0 BB: 0 S: 5 P: 5	R: 0 H: 0 E: 0 LOB: 0 K: 0 BB: 0 S: 3 P: 3	R: 0 H: 1 E: 0 LOB: 1 K: 0 BB: 0 S: 4 P: 4	R: 0 H: 0 E: 0 LOB: 0 K: 0 BB: 0 S: 3 P: 3	R: 0 H: 0 E: 0 LOB: 0 K: 0 BB: 0 S: 3 P: 3	R: 0 H: 1 E: 0 LOB: 1 K: 1 BB: 0 S: 6 P: 6

1B: 2 SF: 0
2B: 1 SAC: 0
3B: 0 DP: 0
HR: 1 HBP: 1

WP: 0 PA: 34
PB: 0
SB: 1
CS: 0

PITCHER	IP	WLS	BF	H	R	ER	SO	BB	IBB	HBP	BLK	WP	HR	S	P	ERA	WHIP
Doyle Alexander, R (1, 1) ERA: 3.38	9.0	W	34	4	3	2	3	1	0	1	0	0	1	38	43	2.00	0.556

PITCHER	IP	WLS	BF	H	R	ER	SO	BB	IBB	HBP	BLK	WP	HR	S	P	ERA	WHIP

Batter	1	2	3	4	5	6	7	8	9	AB	R	H	RBI	BB	SO	LOB
Albert Hall, S (1, 8) OBP: 0.369, SLG: 0.403	3-1		F5		BB 1B		1B S		FC6 1-2f	4	0	1	0	1	0	2
Ken Oberkfell, L (1, 5) OBP: 0.366, SLG: 0.401	G3		F5		1B 1-3 2-H		F8			4	0	1	1	0	0	2
Dion James, L (1, 7) OBP: 0.410, SLG: 0.451	1B CS			E5 4-3 1B	F8		4-3 1-2			4	1	1	0	0	0	3
Gene Garber, R (7, 1)										0	0	0	0	0	0	0
Dale Murphy, R (1, 9) OBP: 0.422, SLG: 0.577	CS 1-2	1B S		F2		5-3		6-3		4	0	1	0	0	0	1
Gerald Perry, L (1, 3) OBP: 0.328, SLG: 0.365		F7 1-2		4-3 2-3		1B S		K		4	1	1	0	0	1	2
Andres Thomas, R (1, 6) OBP: 0.284, SLG: 0.328		F8		1B CS 3-H		FC5-4 1-H		6-3		4	0	2	1	0	0	1
Bruce Benedict, R (1, 2) OBP: 0.274, SLG: 0.186		F7		CS 1-2	5-3	F9			4-3	3	0	0	0	0	0	2
Ted Simmons, S (9, PH) OBP: 0.322, SLG: 0.394										1	0	0	0	0	0	0
Glenn Hubbard, R (1, 4) OBP: 0.422, SLG: 0.449			F8		2B	FC5-4 1-2f			FC3-6 1B	4	1	2	0	0	0	1
Zane Smith, L (1, 1) OBP: 0.224, SLG: 0.239			3B		F4		F7		FC3-6 FC6 1-2f	2	0	1	0	0	0	1
Jeff Dedmon, L (6, 1) OBP: 0.214, SLG: 0.154										0	0	0	0	0	0	0
Graig Nettles, L (7, PH) OBP: 0.295, SLG: 0.346										1	0	0	0	0	0	0
Paul Assenmacher, L (7, 1)										0	0	0	0	0	0	0
Ken Griffey, L (7, 7) OBP: 0.350, SLG: 0.477										1	0	0	0	0	0	1
Inning Stats	R: 0 E: 0 K: 0 S: 3 H: 1 LOB: 0 BB: 0 P: 3	R: 0 E: 0 K: 0 S: 4 H: 1 LOB: 1 BB: 0 P: 4	R: 0 E: 0 K: 0 S: 4 H: 1 LOB: 1 BB: 0 P: 4	R: 1 E: 1 K: 0 S: 4 H: 1 LOB: 0 BB: 0 P: 4	R: 1 E: 0 K: 0 S: 5 H: 2 LOB: 2 BB: 1 P: 9	R: 1 E: 0 K: 0 S: 5 H: 2 LOB: 1 BB: 0 P: 5	R: 0 E: 0 K: 0 S: 4 H: 1 LOB: 1 BB: 0 P: 4	R: 0 E: 0 K: 1 S: 5 H: 0 LOB: 0 BB: 0 P: 5	R: 0 E: 0 K: 0 S: 4 H: 1 LOB: 1 BB: 0 P: 4	1B: 8 2B: 1 3B: 1 HR: 0 SF: 0 SAC: 0 DP: 0 HBP: 0						

PITCHER		IP	WLS	BF	H	R	ER	SO	BB	IBB	HBP	BLK	WP	HR	S	P	ERA	WHIP
Ron Darling, R ERA: 4.62	(1, 1)	6.0	W	26	8	3	2	0	1	0	0	0	0	0	25	29	3.00	1.500
Roger McDowell, R ERA: 4.1	(7, 1)	3.0	S	11	2	0	0	1	0	0	0	0	0	0	13	13	0.00	0.667

Atlanta Braves @ New York Mets

Shea Stadium, Flushing, NY

Wed Jul 22 1987, 3:33 AM EDT

Att. 31,048 - Unknown

TOP

livebaseballscorecards.com

AB	36
R	3
H	10
RBI	2
BB	1
SO	1
LOB	16

WP: 0 PB: 0 SB: 3 CS: 2 PA: 39

BOTTOM

Atlanta Braves @ New York Mets

Shea Stadium, Flushing, NY

Wed Jul 22 1987, 3:33 AM EDT

Att. 31,048 - Unknown

Batter	1	2	3	4	5	6	7	8	9	AB	R	H	RBI	BB	SO	LOB
Mookie Wilson, S (1, 8) OBP: 0.352, SLG: 0.476	3-1		4-3		6-3	1-3		K		5	0	0	0	0	1	3
Tim Teufel, R (1, 4) OBP: 0.422, SLG: 0.604	6-3			5-3		1B 1B	BB			4	1	2	0	0	0	0
Keith Hernandez, L (1, 3) OBP: 0.375, SLG: 0.429	1B			E3 FC3-6		1B 1B	FC5			3	1	2	0	1	0	0
Darryl Strawberry, L (1, 9) OBP: 0.393, SLG: 0.575	K			FC3-6 BB BB		F8 1B 1B	F7			4	1	1	1	0	1	4
Kevin McReynolds, R (1, 7) OBP: 0.334, SLG: 0.516		K		BB		F3	F9			3	0	0	0	1	1	4
Barry Lyons, R (1, 2) OBP: 0.291, SLG: 0.354		K		BB		1B 1B	FC5			3	1	1	1	1	1	2
Howard Johnson, S (1, 5) OBP: 0.348, SLG: 0.506		F9		L8		F8		1-3		4	0	0	0	0	0	5
Rafael Santana, R (1, 6) OBP: 0.326, SLG: 0.384			4-3		F8	1B		K		4	0	1	1	0	1	0
Ron Darling, R (1, 1) OBP: 0.167, SLG: 0.225			K		K	S		1B		2	0	0	0	0	2	0
Lee Mazzilli, S (6, PH) OBP: 0.420, SLG: 0.524										1	0	1	1	0	0	0
Roger McDowell, R (7, 1) OBP: 0.400, SLG: 0.444										1	0	1	0	0	0	0
Inning Stats	R: 0 E: 0 K: 1 S: 6 H: 1 LOB: 1 BB: 0 P: 6	R: 0 E: 0 K: 2 S: 7 H: 0 LOB: 0 BB: 0 P: 7	R: 0 E: 0 K: 1 S: 5 H: 0 LOB: 0 BB: 0 P: 5	R: 0 E: 1 K: 0 S: 4 H: 0 LOB: 3 BB: 2 P: 12	R: 0 E: 0 K: 1 S: 5 H: 0 LOB: 0 BB: 0 P: 5	R: 4 E: 0 K: 0 S: 9 H: 6 LOB: 2 BB: 0 P: 9	R: 0 E: 0 K: 0 S: 4 H: 1 LOB: 2 BB: 1 P: 8	R: 0 E: 0 K: 2 S: 8 H: 1 LOB: 1 BB: 0 P: 8		1B: 9 2B: 0 3B: 0 HR: 0 SF: 0 SAC: 0 DP: 0 HBP: 0						

livebaseballscorecards.com

AB	34
R	4
H	9
RBI	4
BB	3
SO	7
LOB	18

WP: 0 PA: 37
PB: 0
SB: 1
CS: 0

PITCHER		IP	WLS	BF	H	R	ER	SO	BB	IBB	HBP	BLK	WP	HR	S	P	ERA	WHIP
Zane Smith, L ERA: 4.4	(1, 1)	5.1	L	24	5	4	4	5	2	0	0	0	0	0	32	40	6.75	1.312
Jeff Dedmon, R ERA: 2.73	(6, 1)	0.2		4	2	0	0	0	0	0	0	0	0	0	4	4	0.00	3.000
Paul Assenmacher, L ERA: 3.82	(7, 1)	0.1		3	1	0	0	0	1	0	0	0	0	0	2	6	0.00	6.000
Gene Garber, R ERA: 3.74	(7, 1)	1.2		6	1	0	0	2	0	0	0	0	0	0	10	10	0.00	0.600

PITCHER	IP	WLS	BF	H	R	ER	SO	BB	IBB	HBP	BLK	WP	HR	S	P	ERA	WHIP

Batter	1	2	3	4	5	6	7	8	9	AB	R	H	RBI	BB	SO	LOB
Billy Hatcher, R (1, 7) OBP: 0.370, SLG: 0.436	K		F8			F8		F4		4	0	0	0	0	1	1
Gerald Young, S (1, 8) OBP: 0.250, SLG: 0.259	F3		4-3			F7			1B SF7 1B	4	1	1	0	0	0	0
Bill Doran, S (1, 4) (8, 6) OBP: 0.344, SLG: 0.408	6-3			4-3		F8			FC3-6 1B 1-2 1B	4	0	1	0	0	0	0
Glenn Davis, R (1, 3) OBP: 0.326, SLG: 0.481		HR		F6			FC5-4 HBP		FC3-6 1-2 2-3 1B	3	1	2	1	0	0	0
Kevin Bass, S (1, 9) OBP: 0.329, SLG: 0.429		F7		5-3			FC5-4 CS 1-2f		SF7 3-H	3	0	0	1	0	0	1
Ken Caminiti, S (1, 5) OBP: 0.406, SLG: 0.677		1B			K		F8		FC3-6 1-2f 2-3	4	0	1	0	0	1	3
Robbie Wine, R (1, 2) OBP: 0.111, SLG: 0.222		F2			2B		CS 1-2	K	4-3	3	0	1	0	0	1	1
Alan Ashby, S (9, PH) OBP: 0.390, SLG: 0.476										1	0	0	0	0	0	2
Craig Reynolds, L (1, 6) OBP: 0.312, SLG: 0.364		K			K			K		2	0	0	0	0	2	2
Jim Pankovits, R (8, PH) (8, 4) OBP: 0.205, SLG: 0.139										1	0	0	0	0	1	0
Nolan Ryan, R (1, 1) OBP: 0.088, SLG: 0.152			K		F9			BB		2	0	0	0	0	1	1
Dave Meads, L (6, 1) OBP: 0.500, SLG: 0.333										0	0	0	0	0	0	0
Charlie Kerfeld, R (6, 1)										0	0	0	0	0	0	0
Davey Lopes, R (8, PH) OBP: 0.296, SLG: 0.348										0	0	0	0	1	0	0
Larry Andersen, R (8, 1)										0	0	0	0	0	0	0
Inning Stats	R: 0 E: 0 K: 1 S: 5 H: 0 LOB: 0 BB: 0 P: 5	R: 1 E: 0 K: 1 S: 7 H: 2 LOB: 1 BB: 0 P: 7	R: 0 E: 0 K: 1 S: 5 H: 0 LOB: 0 BB: 0 P: 5	R: 0 E: 0 K: 0 S: 3 H: 0 LOB: 0 BB: 0 P: 3	R: 0 E: 0 K: 2 S: 8 H: 1 LOB: 1 BB: 0 P: 8	R: 0 E: 0 K: 0 S: 3 H: 0 LOB: 0 BB: 0 P: 3	R: 0 E: 0 K: 0 S: 2 H: 0 LOB: 0 BB: 0 P: 3	R: 0 E: 0 K: 2 S: 7 H: 0 LOB: 1 BB: 1 P: 11	R: 1 E: 0 K: 0 S: 6 H: 3 LOB: 2 BB: 0 P: 6	1B: 4 2B: 1 3B: 0 HR: 1 SF: 1 SAC: 0 DP: 0 HBP: 1	WP: 0 PB: 0 SB: 0 CS: 1 PA: 35					

PITCHER		IP	WLS	BF	H	R	ER	SO	BB	IBB	HBP	BLK	WP	HR	S	P	ERA	WHIP
Sid Fernandez, L ERA: 3.51	(1, 1)	8.0	W	30	5	2	2	7	1	0	1	0	0	1	42	47	2.25	0.750
Roger McDowell, R ERA: 4.01	(9, 1)	1.0	S	4	1	0	0	0	0	0	0	0	0	0	4	4	0.00	1.000

PITCHER	IP	WLS	BF	H	R	ER	SO	BB	IBB	HBP	BLK	WP	HR	S	P	ERA	WHIP

Houston Astros @ New York Mets

Shea Stadium, Flushing, NY

Fri Jul 24 1987, 7:05 PM EDT

Unknown

TOP

livebaseballscorecards.com

AB	31
R	2
H	6
RBI	2
BB	1
SO	7
LOB	11

Houston Astros @ New York Mets

Shea Stadium, Flushing, NY

Fri Jul 24 1987, 7:05 PM EDT

Unknown

BOTTOM

Batter	1	2	3	4	5	6	7	8	9	AB	R	H	RBI	BB	SO	LOB
Lenny Dykstra, L (1, 8) OBP: 0.347, SLG: 0.474	F8		G3 2-3		1B 2-H		BB G4-6-3			3	0	1	1	1	0	1
Wally Backman, S (1, 4) OBP: 0.300, SLG: 0.289	F7		1B 3-H		F7		G4-6-3 1-2f			4	0	1	1	0	0	3
Keith Hernandez, L (1, 3) OBP: 0.376, SLG: 0.428	F8		G3			BB BB		1B 2B E		3	1	1	0	1	0	1
Darryl Strawberry, L (1, 9) OBP: 0.397, SLG: 0.579		4-3		1B CS S		BB 1-2		2B E E 1-3		3	1	2	0	1	0	0
Lee Mazzilli, S (1, 7) OBP: 0.423, SLG: 0.512		BB F7 S		K 1-2		BB G4-6-3 1-2 2-3		E3 E SF7 2-3 3-H		2	1	0	0	2	1	2
Gary Carter, R (1, 2) OBP: 0.293, SLG: 0.394		F7 1-3		K 2-3		K 1-2		E6 6-3 1-3 3-H		4	0	0	0	0	2	6
Howard Johnson, S (1, 5) OBP: 0.344, SLG: 0.502		F9			6-3	G4-6-3 1-2f		SF7 3-H		3	0	0	1	0	0	4
Bill Almon, R (1, 6) OBP: 0.333, SLG: 0.300 Rafael Santana, R (9, 6) OBP: 0.326, SLG: 0.384			BB G3 SH1-4 1B		1B SH2-4 1B		BB SH1-4	6-3 2-3		2 0	2 0	1 0	0 0	2 0	0 0	1 0
Sid Fernandez, L (1, 1) OBP: 0.184, SLG: 0.222 Roger McDowell, R (9, 1) OBP: 0.400, SLG: 0.444			SH1-4 1-2		SH2-4 1-2		SH1-4 1-2	1-3		1 0	0 0	0 0	0 0	0 0	0 0	1 0
Inning Stats	R: 0 E: 0 K: 0 S: 3 H: 0 LOB: 0 BB: 0 P: 3	R: 0 E: 0 K: 0 S: 3 H: 0 LOB: 1 BB: 1 P: 7	R: 1 E: 0 K: 0 S: 4 H: 1 LOB: 1 BB: 1 P: 8	R: 0 E: 0 K: 2 S: 7 H: 1 LOB: 0 BB: 0 P: 7	R: 1 E: 0 K: 0 S: 5 H: 2 LOB: 1 BB: 0 P: 5	R: 0 E: 0 K: 1 S: 4 H: 0 LOB: 2 BB: 3 P: 16	R: 0 E: 0 K: 0 S: 2 H: 0 LOB: 1 BB: 2 P: 10	R: 3 E: 2 K: 0 S: 7 H: 2 LOB: 1 BB: 0 P: 7		1B: 5 2B: 1 3B: 0 HR: 0 SF: 1 SAC: 3 DP: 2 HBP: 0						

livebaseballscorecards.com

AB	25
R	5
H	6
RBI	3
BB	7
SO	3
LOB	19

WP: 0 PA: 36
PB: 0
SB: 2
CS: 1

PITCHER		IP	WLS	BF	H	R	ER	SO	BB	IBB	HBP	BLK	WP	HR	S	P	ERA	WHIP
Nolan Ryan, R ERA: 3.2	(1, 1)	5.0	L	22	4	2	2	2	4	0	0	0	0	0	22	38	3.60	1.600
Dave Meads, L ERA: 5.09	(6, 1)	0.0		1	0	0	0	0	1	0	0	0	0	0	0	4	∞	∞
Charlie Kerfeld, R ERA: 6.86	(6, 1)	2.0		6	0	0	0	1	2	0	0	0	0	0	6	14	0.00	1.000
Larry Andersen, R ERA: 3.05	(8, 1)	1.0		7	2	3	0	0	0	0	0	0	0	0	7	7	0.00	2.000

PITCHER	IP	WLS	BF	H	R	ER	SO	BB	IBB	HBP	BLK	WP	HR	S	P	ERA	WHIP

Batter	1	2	3	4	5	6	7	8	9	AB	R	H	RBI	BB	SO	LOB
Billy Hatcher, R (1, 8) OBP: 0.370, SLG: 0.434	BBBB 4-0 G6-4-3 BB	x 0-0 F8-4 2-3			x 0-0 2B 1B		SSS 0-3 K		SSS 0-3 K	4	1	1	0	1	2	3
Bill Doran, S (1, 4) OBP: 0.343, SLG: 0.408	x 0-0 G6-4-3 1-2f		x 0-0 G3		x 0-0 F8 1-H 6-3 2B		x 0-0 4-3		x 0-0 F8	5	1	1	1	0	0	3
Denny Walling, L (1, 9) (8, 7) OBP: 0.360, SLG: 0.443	x 0-0 2B 2B		x 0-0 G3		x 0-0 F8 2-3		x 0-0 F7			4	1	1	0	0	0	1
Glenn Davis, R (1, 3) OBP: 0.325, SLG: 0.481	x 0-0 E 2-H 2B		x 0-0 L3		x 0-0 6-3 3-H			x 0-0 5-3		4	1	1	2	0	0	0
Alan Ashby, S (1, 2) OBP: 0.392, SLG: 0.474	x 0-0 E7 E 2-H 1B			BBBB 4-0 G3 BB	x 0-0 G3			x 0-0 F7		3	0	1	1	1	0	0
Jose Cruz, L (1, 7) Dave Smith, R (8, 1) OBP: 0.314, SLG: 0.413 OBP: 0.667, SLG: 0.500	x 0-0 E5 2-3			x 0-0 G3 1-2		x 0-0 F9		x 0-0 4-3		4 0	0 0	0 0	0 0	0 0	0 0	2 0
Ken Caminiti, S (1, 5) OBP: 0.389, SLG: 0.657	x 0-0 6-3			SSS 0-3 K2-3		x 0-0 2B			x 0-0 F8	4	0	1	0	0	1	3
Craig Reynolds, L (1, 6) Jim Pankovits, R (9, PH) OBP: 0.316, SLG: 0.362 OBP: 0.225, SLG: 0.162		BBBB 4-0 F8-4 SH1-4 BB		BBBB 4-0 BB	SSS 0-3 K				x 0-0 1B 1B	1 1	0 0	0 1	0 0	2 0	1 0	1 0
Bob Knepper, L (1, 1) OBP: 0.100, SLG: 0.167 Terry Puhl, L (4, PH) OBP: 0.247, SLG: 0.241 Rocky Childress, R (4, 1) Davey Lopes, R (6, PH) OBP: 0.286, SLG: 0.333 Dave Meads, L (6, 1) OBP: 0.500, SLG: 0.333 Kevin Bass, S (8, 9) OBP: 0.331, SLG: 0.430		x 0-0 SH1-4 1-2		x 0-0 F8		x 0-0 F8			x 0-0 1-2 1B	0 1 0 1 0 1	0 0 0 0 0 0	0 0 0 0 0 1	0 0 0 0 0 0	0 0 0 0 0 0	0 0 0 0 0 0	0 2 0 1 0 0
Inning Stats	R: 2 E: 2 K: 0 S: 6 H: 3 LOB: 2 BB: 1 P: 10	R: 0 E: 0 K: 0 S: 2 H: 0 LOB: 0 BB: 1 P: 6	R: 0 E: 0 K: 0 S: 3 H: 0 LOB: 0 BB: 0 P: 3	R: 0 E: 0 K: 1 S: 5 H: 0 LOB: 2 BB: 2 P: 13	R: 2 E: 0 K: 0 S: 5 H: 2 LOB: 0 BB: 0 P: 5	R: 0 E: 0 K: 1 S: 6 H: 1 LOB: 1 BB: 0 P: 6	R: 0 E: 0 K: 1 S: 5 H: 0 LOB: 0 BB: 0 P: 5	R: 0 E: 0 K: 0 S: 3 H: 0 LOB: 0 BB: 0 P: 3	R: 0 E: 0 K: 1 S: 7 H: 2 LOB: 2 BB: 0 P: 7	1B: 4 2B: 5 3B: 0 HR: 0	SF: 0 SAC: 1 DP: 2 HBP: 0						

TOP

Houston Astros @ New York Mets

Shea Stadium, Flushing, NY

Fri Jul 24 1987, 7:05 PM EDT

Att. 44,370 - Unknown

livebaseballscorecards.com

AB	33
R	4
H	8
RBI	4
BB	4
SO	4
LOB	16

WP: 0 PB: 0 SB: 0 CS: 0 PA: 38

PITCHER		IP	WLS	BF	H	R	ER	SO	BB	IBB	HBP	BLK	WP	HR	S	P	ERA	WHIP
John Mitchell, R ERA: 4.13	(1, 1)	5.0	W	23	5	4	4	1	4	0	0	0	0	0	21	37	7.20	1.800
Randy Myers, L ERA: 4.95	(6, 1)	2.0		7	1	0	0	2	0	0	0	0	0	0	11	11	0.00	0.500
Jesse Orosco, L ERA: 4.43	(8, 1)	2.0	S	8	2	0	0	1	0	0	0	0	0	0	10	10	0.00	1.000

PITCHER	IP	WLS	BF	H	R	ER	SO	BB	IBB	HBP	BLK	WP	HR	S	P	ERA	WHIP

Batter	1	2	3	4	5	6	7	8	9	AB	R	H	RBI	BB	SO	LOB
Lenny Dykstra, L (1, 8) OBP: 0.342, SLG: 0.467	F7	1-3		F8		4-3		SH1-4 1-2		4	0	0	0	0	0	1
Mookie Wilson, S (1, 9) OBP: 0.361, SLG: 0.481	1B SF8 1B		BBBB F9 1B HR BB	1B SF8-5 1B		6-3		S 1B 2-3 1B		4	4	3	0	1	0	0
Dave Magadan, L (1, 3) (8, 5) OBP: 0.373, SLG: 0.433	1B 1-3 1B		HR 1-2 1B	SF8-5 BB 1-3 1B		1B		1-H 1B		5	1	5	1	0	0	0
Kevin McReynolds, R (1, 7) OBP: 0.332, SLG: 0.512	SF8 3-H		F9 2-3	BBBB 1-2 BB		F8		F8		3	0	0	1	1	0	4
Tim Teufel, R (1, 4) OBP: 0.429, SLG: 0.633	FC6-4 1-2 1B		1-H 3-H HR	SF8-5 2-3 3-H			1B			3	1	3	4	0	0	0
Barry Lyons, R (1, 2) OBP: 0.289, SLG: 0.361	FC6-4 1-2f		1B 2B		6-3 1B		SSS K			4	0	1	0	0	1	3
Howard Johnson, S (1, 5) OBP: 0.349, SLG: 0.512 Jesse Orosco, R (8, 1)		BBBB BB	2-3 1B		HR		SSS K			3	1	2	1	1	1	1
										0	0	0	0	0	0	0
Rafael Santana, R (1, 6) OBP: 0.325, SLG: 0.382		F8	F2		G6-4-3 1B		SSS K			4	0	1	0	0	1	4
John Mitchell, R (1, 1) OBP: 0.083, SLG: 0.125		SSS K	1-3		G6-4-3 1-2f			1B SH1-4 1B		2	0	0	0	0	1	3
Wally Backman, S (5, PH) OBP: 0.299, SLG: 0.288										1	0	0	0	0	0	1
Randy Myers, L (6, 1) OBP: 0.200, SLG: 0.200										0	0	0	0	0	0	0
Keith Hernandez, L (8, 3) OBP: 0.378, SLG: 0.430										1	0	1	0	0	0	0
Inning Stats	R: 1 H: 3 E: 0 LOB: 2 K: 0 BB: 0 S: 6 P: 6	R: 0 H: 0 E: 0 LOB: 1 K: 1 BB: 1 S: 5 P: 9	R: 3 H: 4 E: 0 LOB: 2 K: 0 BB: 1 S: 7 P: 11	R: 1 H: 2 E: 0 LOB: 1 K: 0 BB: 1 S: 4 P: 8	R: 1 H: 2 E: 0 LOB: 0 K: 0 BB: 0 S: 4 P: 4	R: 0 H: 1 E: 0 LOB: 1 K: 0 BB: 0 S: 4 P: 4	R: 0 H: 1 E: 0 LOB: 1 K: 3 BB: 0 S: 10 P: 10	R: 1 H: 3 E: 0 LOB: 1 K: 0 BB: 0 S: 5 P: 5		1B: 13 SF: 2 2B: 2 SAC: 1 3B: 0 DP: 2 HR: 2 HBP: 0						

PITCHER		IP	WLS	BF	H	R	ER	SO	BB	IBB	HBP	BLK	WP	HR	S	P	ERA	WHIP
Bob Knepper, L ERA: 6.23	(1, 1)	3.0	L	18	7	4	4	1	2	0	0	0	0	1	18	26	12.00	3.000
Rocky Childress, R ERA: 2.81	(4, 1)	2.0		9	4	2	2	0	1	0	0	0	0	1	8	12	9.00	2.500
Dave Meads, L ERA: 4.97	(6, 1)	2.2		12	5	1	1	3	0	0	0	0	0	0	18	18	3.38	1.875
Dave Smith, R ERA: 0.95	(8, 1)	0.1		1	0	0	0	0	0	0	0	0	0	0	1	1	0.00	0.000

PITCHER	IP	WLS	BF	H	R	ER	SO	BB	IBB	HBP	BLK	WP	HR	S	P	ERA	WHIP

BOTTOM

Houston Astros @ New York Mets

Shea Stadium, Flushing, NY

Fri Jul 24 1987, 7:05 PM EDT

Att. 44,370 - Unknown

livebaseballscorecards.com

AB	34
R	7
H	16
RBI	7
BB	3
SO	4
LOB	17

Houston Astros @ New York Mets

Shea Stadium, Flushing, NY

Sat Jul 25 1987, 3:33 AM EDT

Att. 41,198 - Unknown

TOP

livebaseballscorecards.com

Batter	1	2	3	4	5	6	7	8	9	AB	R	H	RBI	BB	SO	LOB
Billy Hatcher, R (1, 8) (9, 7) OBP: 0.372, SLG: 0.438	1B 2B		5-3		L5		SH5-3 1-2		1-2 1B	4	1	2	0	0	0	1
Bill Doran, S (1, 4) OBP: 0.346, SLG: 0.409	2B SF9 2-H 1B		1-3 1B		3B HBP		1-3 2-3		F2-5 2-3	4	2	2	1	0	0	3
Denny Walling, L (1, 7) OBP: 0.363, SLG: 0.458	SF9 SF9 1-3 2B		1-3 1-2		HR 1-H 2-H 3B		F7			4	2	2	2	0	0	2
Gerald Young, S (9, 8) OBP: 0.250, SLG: 0.259										0	0	0	0	0	0	0
Glenn Davis, R (1, 3) OBP: 0.325, SLG: 0.489	SF9 2-3 3-H		4-3		HR 3-H			L1		3	1	1	3	0	0	1
Alan Ashby, S (1, 2) OBP: 0.393, SLG: 0.474	SF9 3-H			K	1B			BB		2	0	1	1	1	1	0
Kevin Bass, S (1, 9) OBP: 0.327, SLG: 0.425	4-3			3-1		F9		K		4	0	0	0	0	1	1
Ken Caminiti, S (1, 5) OBP: 0.350, SLG: 0.590		4-3		F8		F7		K		4	0	0	0	0	1	1
Craig Reynolds, L (1, 6) OBP: 0.315, SLG: 0.360		4-3			SH1-4 3B 1B	4-3			F9	4	1	1	0	0	0	0
Jim Deshaies, L (1, 1) OBP: 0.205, SLG: 0.079		F2			SH1-4 1-2		WP SH5-3 1B		F2-5 1B BB	1	0	0	0	0	0	0
Terry Puhl, L (7, PH) OBP: 0.256, SLG: 0.250										1	0	1	0	0	0	0
Larry Andersen, R (7, 1)										0	0	0	0	0	0	0
Davey Lopes, R (9, PH) OBP: 0.310, SLG: 0.333										0	0	0	0	1	0	0
Dave Smith, R (9, 1) OBP: 0.667, SLG: 0.500										0	0	0	0	0	0	0

Inning Stats	1	2	3	4	5	6	7	8	9
	R: 3 E: 0 K: 0 S: 6	H: 3 LOB: 0 BB: 0 P: 6	R: 0 E: 0 K: 0 S: 3	H: 0 LOB: 0 BB: 0 P: 3	R: 0 E: 0 K: 0 S: 4	H: 1 LOB: 1 BB: 0 P: 4	R: 0 E: 0 K: 1 S: 5	H: 0 LOB: 0 BB: 0 P: 5	R: 4 E: 0 K: 0 S: 6	H: 4 LOB: 1 BB: 0 P: 7	R: 0 E: 0 K: 0 S: 3	H: 0 LOB: 0 BB: 0 P: 3	R: 0 E: 0 K: 0 S: 4	H: 1 LOB: 1 BB: 0 P: 4	R: 0 E: 0 K: 2 S: 7	H: 0 LOB: 1 BB: 1 P: 11	R: 0 E: 0 K: 0 S: 3	H: 1 LOB: 1 BB: 1 P: 7

PITCHER		IP	WLS	BF	H	R	ER	SO	BB	IBB	HBP	BLK	WP	HR	S	P	ERA	WHIP	PITCHER		IP	WLS	BF	H	R	ER	SO	BB	IBB	HBP	BLK	WP	HR	S	P	ERA	WHIP
Don Schulze, R ERA: 6.35	(1, 1)	5.0	L	23	8	7	7	1	0	0	1	0	0	1	24	25	12.60	1.600																			
Doug Sisk, R ERA: 3.53	(6, 1)	2.0		7	1	0	0	0	0	0	0	0	1	0	7	7	0.00	0.500																			
Bob Gibson, R ERA:	(8, 1)	1.0		4	0	0	0	2	1	0	0	0	0	0	7	11	0.00	1.000																			
Randy Myers, L ERA: 4.83	(9, 1)	1.0		4	1	0	0	0	1	0	0	0	0	0	3	7	0.00	2.000																			

AB	31
R	7
H	10
RBI	7
BB	2
SO	3
LOB	9

1B: 6	SF: 2	WP: 1	PA: 38
2B: 3	SAC: 2	PB: 0	
3B: 1	DP: 1	SB: 0	
HR: 1	HBP: 1	CS: 0	

Batter	1	2	3	4	5	6	7	8	9	AB	R	H	RBI	BB	SO	LOB
Mookie Wilson, S (1, 8) OBP: 0.354, SLG: 0.471	S S S 0-3 K ①	x 0-0 F9 ③			x 0-0 F8 ①		x 0-0 FC4-6 ① 1B 1-2f		x 0-0 F9 ①	5	0	0	0	0	1	3
Tim Teufel, R (1, 4) OBP: 0.428, SLG: 0.624 Howard Johnson, S (7, PH) OBP: 0.349, SLG: 0.512 (8, 7)	B B B B 4-0 BB HR BB		S S S 0-3 K ①		x 0-0 F7 ②		x 0-0 S ① 1-3 1B		x 0-0 G3 ②	2	1	0	0	1	1	1
										2	0	1	0	0	0	0
Keith Hernandez, L (1, 3) OBP: 0.378, SLG: 0.428	B B B B 4-0 1-2 HR BB		x 0-0 6-3 ②		x 0-0 4-3 ③ 1-2		S S S 0-3 K ② 1-2		x 0-0 FC4-6 1B	4	1	1	0	1	1	3
Darryl Strawberry, L (1, 9) OBP: 0.397, SLG: 0.575	x 0-0 F8 ②		x 0-0 1B			x 0-0 F5 ①	4-0 FC6-4 IBB		x 0-0 FC4-6 ③ 1-2f	4	0	1	0	1	0	3
Kevin McReynolds, R (1, 7) OBP: 0.332, SLG: 0.517 Bob Gibson, R (8, 1) Bill Almon, R (9, 6) OBP: 0.333, SLG: 0.300	x 0-0 1-H 2-H HR		x 0-0 F8 ③			x 0-0 L3 ②	x 0-0 FC6-4 ③ 1-2f			4	1	1	3	0	0	4
										0	0	0	0	0	0	0
										0	0	0	0	0	0	0
Gary Carter, R (1, 2) OBP: 0.292, SLG: 0.402	x 0-0 L9 ③			x 0-0 6-3 ①		x 0-0 HR		x 0-0 6-3 ①		4	1	1	1	0	0	0
Dave Magadan, L (1, 5) OBP: 0.377, SLG: 0.444		x 0-0 SH1-4 1B		x 0-0 F5 ②		x 0-0 F5 ③		x 0-0 2B		4	0	2	0	0	0	0
Rafael Santana, R (1, 6) OBP: 0.325, SLG: 0.385 Lee Mazzilli, S (8, PH) OBP: 0.419, SLG: 0.506 Randy Myers, L (9, 1) OBP: 0.200, SLG: 0.200		x 0-0 F8 ①		x 0-0 F4 ③			x 0-0 E 2B	x 0-0 4-3 ②		3	1	1	0	0	0	1
										1	0	0	0	0	0	1
										0	0	0	0	0	0	0
Don Schulze, R (1, 1) Lenny Dykstra, L (5, PH) OBP: 0.344, SLG: 0.469 Doug Sisk, R (6, 1) Wally Backman, S (7, PH) OBP: 0.296, SLG: 0.285 (8, 4)		x 0-0 SH1-4 ② 1-2			x 0-0 S 1B		x 0-0 E3 FC4-6 2-H	x 0-0 G3 ③		0	0	0	0	0	0	0
										1	0	1	0	0	0	0
										0	0	0	0	0	0	0
										2	0	0	0	0	0	1
Inning Stats	R: 3 E: 0 K: 1 S: 6 H: 1 LOB: 0 BB: 2 P: 14	R: 0 E: 0 K: 0 S: 4 H: 1 LOB: 1 BB: 0 P: 4	R: 0 E: 0 K: 1 S: 6 H: 1 LOB: 1 BB: 0 P: 6	R: 0 E: 0 K: 0 S: 3 H: 0 LOB: 0 BB: 0 P: 3	R: 0 E: 0 K: 0 S: 4 H: 1 LOB: 1 BB: 0 P: 4	R: 1 E: 0 K: 0 S: 4 H: 1 LOB: 0 BB: 0 P: 4	R: 1 E: 1 K: 1 S: 8 H: 2 LOB: 3 BB: 1 P: 12	R: 0 E: 0 K: 0 S: 4 H: 1 LOB: 1 BB: 0 P: 4	R: 0 E: 0 K: 0 S: 4 H: 1 LOB: 1 BB: 0 P: 4	1B: 5 2B: 2 3B: 0 HR: 2	SF: 0 SAC: 1 DP: 0 HBP: 0						

PITCHER		IP	WLS	BF	H	R	ER	SO	BB	IBB	HBP	BLK	WP	HR	S	P	ERA	WHIP
Jim Deshaies, L ERA: 3.88	(1, 1)	6.0	W	25	5	4	4	2	2	0	0	0	0	2	27	35	6.00	1.167
Larry Andersen, R ERA: 3.1	(7, 1)	2.0		11	3	1	1	1	0	1	0	0	0	0	12	16	4.50	1.500
Dave Smith, R ERA: 0.92	(9, 1)	1.0	S	4	1	0	0	0	0	0	0	0	0	0	4	4	0.00	1.000

PITCHER	IP	WLS	BF	H	R	ER	SO	BB	IBB	HBP	BLK	WP	HR	S	P	ERA	WHIP

BOTTOM

Houston Astros @ New York Mets

Shea Stadium, Flushing, NY

Sat Jul 25 1987, 3:33 AM EDT

Att. 41,198 - Unknown

livebaseballscorecards.com

AB	36
R	5
H	9
RBI	4
BB	3
SO	3
LOB	17

Houston Astros @ New York Mets

Shea Stadium, Flushing, NY

Sun Jul 26 1987, 3:33 AM EDT

Att. 43,554 - Unknown

TOP

Batter	1	2	3	4	5	6	7	8	9	AB	R	H	RBI	BB	SO	LOB
Billy Hatcher, R (1, 8) (8, 7) OBP: 0.380, SLG: 0.451	E S 1B		BBB 4-0 CS BB			H 1-0 G1-6-3 HBP		x 0-0 1B 1B	x 0-0 1-H 3-H HR	3	1	3	3	1	0	0
Bill Doran, S (1, 4) (9, 6) OBP: 0.346, SLG: 0.408	x 0-0 ① 5-3 1-2		0-0 ③ CS 1-2	x 0-0 ① G3		x 0-0 ① ② G1-6-3 1-2f		x 0-0 ① E 1B 1-2	BBBB 4-0 S BB	4	0	1	0	1	0	2
Denny Walling, L (1, 7) (8, 3) OBP: 0.359, SLG: 0.450	x 0-0 ② F6 2-3			SSS 0-3 ② K		BBBB 4-0 FC6-4 BB		x 0-0 ② F8 1-2	x 0-0 ③ 3-1 1-2	4	0	0	0	1	1	3
Glenn Davis, R (1, 3) OBP: 0.324, SLG: 0.486 Dave Smith, R (8, 1) OBP: 0.667, SLG: 0.500	x 0-0 ③ 6-3			x 0-0 1B		x 0-0 ③ FC6-4 1-2f		x 0-0 ③ 5-3		4 0	0 0	1 0	0 0	0 0	0 0	3 0
Alan Ashby, S (1, 2) OBP: 0.391, SLG: 0.468		x 0-0 ① 3-1		SSS 0-3 ③ K			BBBB 4-0 2B SF7 BB		x 0-0 ① F7	3	1	0	0	1	1	1
Kevin Bass, S (1, 9) OBP: 0.329, SLG: 0.429		x 0-0 ② 3-1			x 0-0 4-3 1B		x 0-0 1-3 2B		x 0-0 ② 6-3	4	0	2	0	0	0	0
Ken Caminiti, S (1, 5) OBP: 0.341, SLG: 0.571		x 0-0 ③ G3			x 0-0 ① F8		x 0-0 ① 3-H SF7		x 0-0 1B 1B 1B	3	1	1	1	0	0	1
Craig Reynolds, L (1, 6) Davey Lopes, R (9, PH) OBP: 0.333, SLG: 0.360 Jim Pankovits, R (9, 4) OBP: 0.225, SLG: 0.162			x 0-0 ① 4-3		x 0-0 ② 4-3 1-2		x 0-0 ② F7		x 0-0 1B 1-2 HR 1B	3 1 0	0 1 0	0 1 0	0 0 0	0 0 0	0 0 0	2 0 0
Danny Darwin, R (1, 1) OBP: 0.167, SLG: 0.196 Jose Cruz, L (7, PH) OBP: 0.313, SLG: 0.411 Charlie Kerfeld, R (7, 1) Dave Meads, L (8, 1) OBP: 0.500, SLG: 0.333 Gerald Young, S (8, 8) OBP: 0.262, SLG: 0.273			SSS 0-3 ② K		SSS 0-3 ③ K		x 0-0 ③ F8		x 0-0 1-3 2-H HR 1B	2 1 0 0 1	0 0 0 0 1	0 0 0 0 1	0 0 0 0 1	0 0 0 0 0	2 0 0 0 0	1 1 0 0 0
Inning Stats	R: 0 E: 1 K: 0 S: 4 H: 1 LOB: 1 BB: 0 P: 4	R: 0 E: 0 K: 0 S: 3 H: 0 LOB: 0 BB: 0 P: 3	R: 0 E: 0 K: 1 S: 4 H: 0 LOB: 0 BB: 1 P: 8	R: 0 E: 0 K: 2 S: 8 H: 1 LOB: 1 BB: 0 P: 8	R: 0 E: 0 K: 1 S: 6 H: 1 LOB: 1 BB: 0 P: 6	R: 0 E: 0 K: 0 S: 2 H: 0 LOB: 1 BB: 1 P: 7	R: 1 E: 0 K: 0 S: 4 H: 1 LOB: 1 BB: 1 P: 8	R: 0 E: 1 K: 0 S: 4 H: 2 LOB: 1 BB: 0 P: 4	R: 4 E: 0 K: 0 S: 7 H: 4 LOB: 1 BB: 1 P: 11	1B: 8 2B: 1 3B: 0 HR: 1	SF: 1 SAC: 0 DP: 1 HBP: 1						

livebaseballscorecards.com

	AB	33
	R	5
	H	10
	RBI	5
	BB	4
	SO	4
	LOB	14

WP: 0 PB: 0 SB: 2 CS: 1 PA: 40

PITCHER		IP	WLS	BF	H	R	ER	SO	BB	IBB	HBP	BLK	WP	HR	S	P	ERA	WHIP
Dwight Gooden, R ERA: 2.62	(1, 1)	8.0		31	6	1	1	4	3	0	1	0	0	0	35	48	1.12	1.125
Jesse Orosco, L ERA: 5.12	(9, 1)	1.0	L	8	4	4	4	0	1	0	0	0	0	1	7	11	36.00	5.000

PITCHER		IP	WLS	BF	H	R	ER	SO	BB	IBB	HBP	BLK	WP	HR	S	P	ERA	WHIP

BOTTOM

Houston Astros @ New York Mets

Shea Stadium, Flushing, NY

Sun Jul 26 1987, 3:33 AM EDT

Att. 43,554 - Unknown

Batter	1	2	3	4	5	6	7	8	9	AB	R	H	RBI	BB	SO	LOB
Lenny Dykstra, L (1, 8) OBP: 0.345, SLG: 0.464	F7			SH1-3 1B BB		F7		1B BB BB	1-3	3	2	0	0	2	0	1
Wally Backman, S (1, 4) OBP: 0.296, SLG: 0.282	L6			SH1-3 1-3		4-3		BB 1B 1-2 BB		2	0	0	0	1	0	0
Keith Hernandez, L (1, 3) OBP: 0.379, SLG: 0.431	F8			1B 3-H 1B		2B		F7		4	0	2	1	0	0	2
Darryl Strawberry, L (1, 9) OBP: 0.396, SLG: 0.571		K		K		F5		BB 1-2 2-3 1B		4	0	1	0	0	2	2
Kevin McReynolds, R (1, 7) OBP: 0.333, SLG: 0.516		F7		1-2 1B			F9	BB 1-2 2-3 3-H		3	0	1	1	1	0	0
Howard Johnson, S (1, 5) OBP: 0.351, SLG: 0.511		CS 1B		K			BB	K		3	0	1	0	1	2	5
Barry Lyons, R (1, 2) OBP: 0.277, SLG: 0.345		CS 1-2	F8		F9		K		F2	4	0	0	0	0	1	1
Rafael Santana, R (1, 6) OBP: 0.322, SLG: 0.381			5-3		L5		L4		2B	3	0	0	0	0	0	1
Dave Magadan, L (9, PH) OBP: 0.382, SLG: 0.459										1	0	1	0	0	0	0
Dwight Gooden, R (1, 1) OBP: 0.167, SLG: 0.167			K		B2			G3	K	2	0	0	0	0	1	0
Lee Mazzilli, S (8, PH) OBP: 0.415, SLG: 0.500										1	0	0	0	0	0	0
Jesse Orosco, R (9, 1)										0	0	0	0	0	0	0
Mookie Wilson, S (9, PH) OBP: 0.352, SLG: 0.469										1	0	0	0	0	1	1
Inning Stats	R: 0 E: 0 K: 0 S: 3 H: 0 LOB: 0 BB: 0 P: 3	R: 0 E: 0 K: 1 S: 5 H: 1 LOB: 0 BB: 0 P: 5	R: 0 E: 0 K: 1 S: 5 H: 0 LOB: 0 BB: 0 P: 5	R: 1 E: 0 K: 2 S: 9 H: 2 LOB: 2 BB: 1 P: 13	R: 0 E: 0 K: 0 S: 3 H: 0 LOB: 0 BB: 0 P: 3	R: 0 E: 0 K: 0 S: 4 H: 1 LOB: 1 BB: 0 P: 4	R: 0 E: 0 K: 1 S: 5 H: 0 LOB: 1 BB: 1 P: 9	R: 1 E: 0 K: 1 S: 6 H: 1 LOB: 3 BB: 3 P: 18	R: 0 E: 0 K: 1 S: 6 H: 1 LOB: 1 BB: 0 P: 6	1B: 4 2B: 2 3B: 0 HR: 0 SF: 0 SAC: 1 DP: 0 HBP: 0						

	AB	31
	R	2
	H	6
	RBI	2
	BB	5
	SO	7
	LOB	13

WP: 0 PB: 0 SB: 2 CS: 1 PA: 38

livebaseballscorecards.com

PITCHER		IP	WLS	BF	H	R	ER	SO	BB	IBB	HBP	BLK	WP	HR	S	P	ERA	WHIP
Danny Darwin, R ERA: 3.29	(1, 1)	6.0		22	4	1	1	4	1	0	0	0	0	0	29	33	1.50	0.833
Charlie Kerfeld, R ERA: 6.86	(7, 1)	1.1		7	0	1	1	1	3	0	0	0	0	0	6	18	6.75	2.250
Dave Meads, L ERA: 4.93	(8, 1)	0.1		2	1	0	0	0	0	0	0	0	0	0	2	2	0.00	3.000
Dave Smith, R ERA: 0.89	(8, 1)	1.1	W	6	1	0	0	2	1	0	0	0	0	0	9	13	0.00	1.500

PITCHER	IP	WLS	BF	H	R	ER	SO	BB	IBB	HBP	BLK	WP	HR	S	P	ERA	WHIP

Batter	1	2	3	4	5	6	7	8	9	AB	R	H	RBI	BB	SO	LOB
Mookie Wilson, S (1, 8) (8, 7) OBP: 0.352, SLG: 0.463	F7	1-3 1B			4-3	F9		1B FC4-2 IBB	K	5	0	1	0	1	1	4
Tim Teufel, R (1, 4) OBP: 0.430, SLG: 0.614	E FC4 BB BB	K			6-3		G3 1B WP BB	1-3 2-H 3-H FC4-2 1B	K	4	2	1	2	2	2	4
Keith Hernandez, L (1, 3) OBP: 0.382, SLG: 0.431	E2 FC4 1-3 BB		2B 1B		1B BB		K	FC4-2 1-2 3-H		3	1	1	0	2	1	3
Darryl Strawberry, L (1, 9) OBP: 0.393, SLG: 0.565	FC4 1B 1-2f 3-H	K			FC5-4 1-3 1B		G3 1-3	F2		5	0	1	1	0	1	5
Kevin McReynolds, R (1, 7) OBP: 0.334, SLG: 0.514 Roger McDowell, R (8, 1) OBP: 0.400, SLG: 0.444	1-2 1B	F4			FC5-4 1-2f		1B 3-H 1B	K		5 0	0 0	2 0	1 0	0 0	1 0	5 0
Gary Carter, R (1, 2) OBP: 0.297, SLG: 0.411	F9	1-H 2B				5-3	1-3 1B		1B 2B	5	1	3	1	0	0	2
Howard Johnson, S (1, 5) OBP: 0.352, SLG: 0.508		F8	K			FC6-4 BB	F8		6-3 S 2-H 1B	4	0	1	1	1	1	2
Rafael Santana, R (1, 6) OBP: 0.322, SLG: 0.381 Lenny Dykstra, L (8, PH) (8, 8) OBP: 0.346, SLG: 0.462	FC6-5 BLK 1B	4-3			FC6-4 E 1-2f			E 1B BB	6-3 1-3	3 1	0 1	1 1	0 0	0 1	0 0	1 1
Ron Darling, R (1, 1) OBP: 0.178, SLG: 0.233 Lee Mazzilli, S (8, PH) OBP: 0.411, SLG: 0.494 Bill Almon, R (8, 6) OBP: 0.345, SLG: 0.300	FC6-5 1B WP 1-3	6-3			E8 1-3 1B			E7 1-3 1B	BB	3 1 0	0 1 0	1 1 0	0 0 0	0 0 1	0 0 0	1 1 0
Inning Stats	R: 1 E: 1 K: 0 S: 4 H: 1 LOB: 2 BB: 2 P: 12	R: 0 E: 0 K: 1 S: 7 H: 2 LOB: 2 BB: 0 P: 7	R: 1 E: 0 K: 1 S: 6 H: 2 LOB: 1 BB: 0 P: 6	R: 0 E: 0 K: 1 S: 5 H: 0 LOB: 0 BB: 0 P: 5	R: 0 E: 0 K: 0 S: 4 H: 1 LOB: 2 BB: 1 P: 8	R: 0 E: 1 K: 0 S: 4 H: 1 LOB: 2 BB: 1 P: 8	R: 1 E: 0 K: 1 S: 7 H: 2 LOB: 2 BB: 1 P: 11	R: 2 E: 1 K: 1 S: 7 H: 1 LOB: 2 BB: 2 P: 15	R: 1 E: 0 K: 2 S: 9 H: 2 LOB: 2 BB: 1 P: 13	1B: 10 2B: 2 3B: 0 HR: 0	SF: 0 SAC: 0 DP: 0 HBP: 0						

TOP

New York Mets @ St. Louis Cardinals

Busch Stadium, St. Louis, MO

Tue Jul 28 1987, 7:05 PM CDT

Att. 47,296 - Unknown

livebaseballscorecards.com

AB	39
R	6
H	12
RBI	6
BB	8
SO	7
LOB	29

PITCHER		IP	WLS	BF	H	R	ER	SO	BB	IBB	HBP	BLK	WP	HR	S	P	ERA	WHIP
Joe Magrane, L ERA: 3.36	(1, 1)	6.2		31	7	3	3	4	5	0	0	1	2	0	34	54	4.05	1.800
Todd Worrell, R ERA: 3.64	(7, 1)	0.1	L	7	3	2	1	0	1	1	0	0	0	0	5	13	27.00	12.000
Ken Dayley, L ERA: 1.76	(8, 1)	2.0		9	2	1	1	3	1	0	0	0	0	0	14	18	4.50	1.500

PITCHER	IP	WLS	BF	H	R	ER	SO	BB	IBB	HBP	BLK	WP	HR	S	P	ERA	WHIP

WP: 2 PB: 0 SB: 1 CS: 0 PA: 47

BOTTOM

New York Mets @ St. Louis Cardinals

Busch Stadium, St. Louis, MO

Tue Jul 28 1987, 7:05 PM CDT

Att. 47,296 - Unknown

livebaseballscorecards.com

Batter	1	2	3	4	5	6	7	8	9	AB	R	H	RBI	BB	SO	LOB
Vince Coleman, S (1, 7) OBP: 0.372, SLG: 0.329	F7			3B 1B	L6		K			4	1	1	0	0	1	2
Ozzie Smith, S (1, 6) OBP: 0.390, SLG: 0.366	4-3			1-H FC3-2 3B	BBBB S BB			4-3		3	0	1	1	1	0	0
José Oquendo, S (9, 6) OBP: 0.434, SLG: 0.393										0	0	0	0	0	0	0
Tom Herr, S (1, 4) OBP: 0.352, SLG: 0.327	4-3			FC3-2 BB 3B 3-H	5-3 1-2			BBBB 4-0 FC5-4 BB		3	1	0	0	1	0	3
Jack Clark, R (1, 3) OBP: 0.462, SLG: 0.631		K		BBBB 4-0 3B BB 1-2		L1-3 1B		FC5-4 1-2f		3	1	1	0	1	1	1
Willie McGee, S (1, 8) OBP: 0.327, SLG: 0.451		K		F8		F5		6-3		4	0	0	0	0	1	4
Terry Pendleton, S (1, 5) OBP: 0.377, SLG: 0.427		L4		1-H 2-H 1B 3B		L1-3 1-2			F7	4	1	1	2	0	0	1
Curt Ford, L (1, 9) OBP: 0.350, SLG: 0.455			G3	PO S 3-H 1B			F7		5-3	4	0	1	1	0	0	0
Tony Peña, R (1, 2) OBP: 0.310, SLG: 0.320			6-3	PO 1-3	3B		K		4-3	4	0	1	0	0	1	0
Joe Magrane, R (1, 1) OBP: 0.097, SLG: 0.100			L5		5-3		1B			2	0	0	0	0	0	1
Todd Worrell, R (7, 1) OBP: 0.200, SLG: 0.200										1	0	1	0	0	0	0
Ken Dayley, L (8, 1)										0	0	0	0	0	0	0
Inning Stats	R: 0 H: 0 E: 0 LOB: 0 K: 0 BB: 0 S: 3 P: 3	R: 0 H: 0 E: 0 LOB: 0 K: 2 BB: 0 S: 7 P: 7	R: 0 H: 0 E: 0 LOB: 0 K: 0 BB: 0 S: 3 P: 3	R: 4 H: 4 E: 0 LOB: 0 K: 0 BB: 1 S: 6 P: 10	R: 0 H: 1 E: 0 LOB: 2 K: 0 BB: 1 S: 4 P: 8	R: 0 H: 1 E: 0 LOB: 0 K: 0 BB: 0 S: 3 P: 3	R: 0 H: 1 E: 0 LOB: 1 K: 2 BB: 0 S: 8 P: 8	R: 0 H: 0 E: 1 LOB: 1 K: 0 BB: 1 S: 3 P: 7	R: 0 H: 0 E: 0 LOB: 0 K: 0 BB: 0 S: 3 P: 3							

	AB	32
	R	4
	H	7
	RBI	4
	BB	3
	SO	4
	LOB	12

1B: 4	SF: 0	WP: 0	PA: 36
2B: 1	SAC: 0	PB: 0	
3B: 3	DP: 1	SB: 2	
HR: 0	HBP: 0	CS: 0	

PITCHER		IP	WLS	BF	H	R	ER	SO	BB	IBB	HBP	BLK	WP	HR	S	P	ERA	WHIP
Ron Darling, R ERA: 4.64	(1, 1)	7.0	W	28	7	4	4	4	2	0	0	0	0	0	34	42	5.14	1.286
Roger McDowell, R ERA: 3.86	(8, 1)	2.0	S	7	0	0	0	0	1	0	0	0	0	0	6	10	0.00	0.500

PITCHER	IP	WLS	BF	H	R	ER	SO	BB	IBB	HBP	BLK	WP	HR	S	P	ERA	WHIP

Batter	1	2	3	4	5	6	7	8	9	10	AB	R	H	RBI	BB	SO	LOB
Mookie Wilson, S (1, 8) OBP: 0.349, SLG: 0.458	5-3		F9	E1 2-H 3-H		1-3			6-3 SH5-4 1B		5	0	1	0	0	0	0
Tim Teufel, R (1, 4) OBP: 0.432, SLG: 0.615	6-3		2B 2B	BB		K			SH5-4 1-2		3	1	1	0	1	1	0
Keith Hernandez, L (1, 3) OBP: 0.382, SLG: 0.433	4-3		WP 2-H 2B	K			1B		6-3 2-3		5	0	2	1	0	1	3
Darryl Strawberry, L (1, 9) OBP: 0.393, SLG: 0.570		HR	FC6-4 2-3 BB		F6		K		G3		4	1	1	1	1	1	2
Kevin McReynolds, R (1, 7) OBP: 0.332, SLG: 0.510		4-3	FC6-4 1-2f		4-3		F1			HR 1B	5	1	1	0	0	0	3
Gary Carter, R (1, 2) OBP: 0.298, SLG: 0.411		5-3		FC4-6 BLK WP 1B	1B 1B		K			F7	5	1	2	0	0	1	2
Howard Johnson, S (1, 5) OBP: 0.358, SLG: 0.521		1B		FC4-6 1-2 1B	1-2 1B			F9		1-H HR	5	1	4	2	0	0	0
Rafael Santana, R (1, 6) OBP: 0.317, SLG: 0.375	4-3			FC4-6 WP SH1-4 1-2f 2-3 E	4-3			F7		F9	4	1	0	0	0	0	5
Bill Almon, R (10, PH) OBP: 0.339, SLG: 0.294 (10, 6)											1	0	0	0	0	0	0
Sid Fernandez, L (1, 1) OBP: 0.179, SLG: 0.216 Wally Backman, S (6, PH) OBP: 0.295, SLG: 0.281 Terry Leach, R (6, 1) OBP: 0.087, SLG: 0.045 Jesse Orosco, R (7, 1) Lenny Dykstra, L (8, PH) OBP: 0.345, SLG: 0.460 Roger McDowell, R (8, 1) OBP: 0.364, SLG: 0.400			1-3	SH1-4 1-2		1-3		F7		F9	1 1 0 0 1 1	0 0 0 0 0 0	0 0 0 0 0 0	0 0 0 0 0 0	0 0 0 0 0 0	0 0 0 0 0 0	0 0 0 0 0 0
Inning Stats	R: 0 E: 0 K: 0 S: 3 H: 0 LOB: 0 BB: 0 P: 3	R: 1 E: 0 K: 0 S: 5 H: 2 LOB: 1 BB: 0 P: 5	R: 1 E: 0 K: 0 S: 5 H: 2 LOB: 2 BB: 1 P: 9	R: 2 E: 1 K: 1 S: 8 H: 2 LOB: 2 BB: 1 P: 12	R: 0 E: 0 K: 0 S: 5 H: 2 LOB: 2 BB: 0 P: 5	R: 0 E: 0 K: 1 S: 5 H: 0 LOB: 0 BB: 0 P: 5	R: 0 E: 0 K: 2 S: 8 H: 1 LOB: 1 BB: 0 P: 8	R: 0 E: 0 K: 0 S: 3 H: 0 LOB: 0 BB: 0 P: 3	R: 0 E: 0 K: 0 S: 4 H: 1 LOB: 1 BB: 0 P: 4	R: 2 E: 0 K: 0 S: 5 H: 2 LOB: 0 BB: 0 P: 5	1B: 8 2B: 2 3B: 0 HR: 2	SF: 0 SAC: 2 DP: 0 HBP: 0					

PITCHER	IP	WLS	BF	H	R	ER	SO	BB	IBB	HBP	BLK	WP	HR	S	P	ERA	WHIP
Ricky Horton, L (1, 1) ERA: 3.63	5.0		26	8	4	3	1	2	0	0	1	2	1	26	34	5.40	2.000
Bill Dawley, R (6, 1) ERA: 4.01	3.1		12	2	0	0	3	0	0	0	0	0	0	18	18	0.00	0.600
Pat Perry, L (9, 1) ERA: 4.18	1.2	L	7	2	2	2	0	0	0	0	0	0	1	7	7	10.80	1.200

PITCHER	IP	WLS	BF	H	R	ER	SO	BB	IBB	HBP	BLK	WP	HR	S	P	ERA	WHIP

TOP

New York Mets @ St. Louis Cardinals

Busch Stadium, St. Louis, MO

Wed Jul 29 1987, 7:05 PM CDT

Att. 45,781 - Unknown

livebaseballscorecards.com

AB	41
R	6
H	12
RBI	4
BB	2
SO	4
LOB	15

WP: 2 PA: 45
PB: 0
SB: 0
CS: 0

Batter	1	2	3	4	5	6	7	8	9	10	AB	R	H	RBI	BB	SO	LOB
Vince Coleman, S (1, 7) OBP: 0.373, SLG: 0.328	HBP		F8		E5		6-3		1B		4	2	1	0	0	0	0
Tom Herr, S (1, 4) OBP: 0.361, SLG: 0.342	BB		2B		1B 2B		4-3 1B		1B		4	2	4	2	1	0	0
Terry Pendleton, S (1, 5) OBP: 0.377, SLG: 0.430	K		F3		1B 1B		4-3 2B		F8		5	0	2	1	0	1	4
Jack Clark, R (1, 3) OBP: 0.464, SLG: 0.631	G6-4-3 IBB		IBB		1B		4-3		6-3		0	0	0	0	2	0	0
Steve Lake, R (5, 2) OBP: 0.311, SLG: 0.380											1	0	1	0	0	0	0
John Morris, L (7, PH) OBP: 0.346, SLG: 0.465											0	0	0	0	0	0	0
Ozzie Smith, S (7, PH) (8, 6) OBP: 0.388, SLG: 0.364											2	0	0	1	0	0	2
Willie McGee, S (1, 8) OBP: 0.323, SLG: 0.445	G6-4-3		4-3		K		F9			E4 FC5-4	5	0	0	0	0	1	8
Jim Lindeman, R (1, 9) (8, 3) OBP: 0.216, SLG: 0.352		F3		5-3	4-3			G6-4-3 1B		FC5-4	5	0	1	0	0	0	3
Tony Peña, R (1, 2) (5, 3) (8, 2) OBP: 0.307, SLG: 0.317		1B		1-3		3-1		G6-4-3		F8	5	0	1	0	0	0	2
José Oquendo, S (1, 6) (8, 9) OBP: 0.426, SLG: 0.384		P8		K		4-3		F7		3-1	4	0	0	0	0	1	1
Pat Perry, L (9, 1) OBP: 0.167, SLG: 0.167											0	0	0	0	0	0	0
Rod Booker, L (10, PH) OBP: 0.436, SLG: 0.441											1	0	0	0	0	0	1
Ricky Horton, L (1, 1) OBP: 0.238, SLG: 0.250					F9	K			F8		1	0	1	0	0	0	0
Tom Lawless, R (5, PH) OBP: 0.286, SLG: 0.167											1	0	0	0	0	0	0
Bill Dawley, R (6, 1) OBP: 0.348, SLG: 0.453											1	0	0	0	0	1	0
Curt Ford, L (9, 9)		2-3 1B									1	0	0	0	0	0	0
Inning Stats	R: 0 E: 0 K: 1 S: 4 H: 0 LOB: 2 BB: 2 P: 13	R: 0 E: 0 K: 0 S: 4 H: 2 LOB: 2 BB: 0 P: 4	R: 0 E: 0 K: 0 S: 4 H: 1 LOB: 2 BB: 1 P: 8	R: 0 E: 0 K: 1 S: 5 H: 0 LOB: 0 BB: 0 P: 5	R: 2 E: 1 K: 1 S: 9 H: 3 LOB: 2 BB: 0 P: 9	R: 0 E: 0 K: 1 S: 5 H: 0 LOB: 0 BB: 0 P: 5	R: 1 E: 0 K: 0 S: 5 H: 2 LOB: 1 BB: 0 P: 5	R: 0 E: 0 K: 0 S: 3 H: 1 LOB: 0 BB: 0 P: 3	R: 1 E: 0 K: 0 S: 5 H: 2 LOB: 1 BB: 0 P: 5	R: 0 E: 1 K: 0 S: 4 H: 0 LOB: 1 BB: 0 P: 4	1B: 8 2B: 3 3B: 0 HR: 0	SF: 0 SAC: 0 DP: 2 HBP: 1						

PITCHER		IP	WLS	BF	H	R	ER	SO	BB	IBB	HBP	BLK	WP	HR	S	P	ERA	WHIP
Sid Fernandez, L ERA: 3.44	(1, 1)	5.0		24	6	2	1	3	1	2	1	0	0	0	26	39	1.80	1.400
Terry Leach, R ERA: 2.52	(6, 1)	1.1		6	2	1	1	1	0	0	0	0	0	0	8	8	6.75	1.500
Jesse Orosco, L ERA: 5.05	(7, 1)	0.2		2	0	0	0	0	0	0	0	0	0	0	2	2	0.00	0.000
Roger McDowell, R ERA: 3.81	(8, 1)	3.0	W	12	3	1	1	0	0	0	0	0	0	0	12	12	3.00	1.000

PITCHER	IP	WLS	BF	H	R	ER	SO	BB	IBB	HBP	BLK	WP	HR	S	P	ERA	WHIP

BOTTOM

New York Mets @ St. Louis Cardinals

Busch Stadium, St. Louis, MO

Wed Jul 29 1987, 7:05 PM CDT
Att. 45,781 - Unknown

livebaseballscorecards.com

AB	40
R	4
H	11
RBI	4
BB	3
SO	4
LOB	21

1B: 8 2B: 3 3B: 0 HR: 0 | SF: 0 SAC: 0 DP: 2 HBP: 1

WP: 0 PB: 0 SB: 5 CS: 0 | PA: 44

New York Mets @ St. Louis Cardinals

Busch Stadium, St. Louis, MO

Thu Jul 30 1987, 7:05 PM CDT

Att. 48,256 - Unknown

TOP

livebaseballscorecards.com

Batter	1	2	3	4	5	6	7	8	9	AB	R	H	RBI	BB	SO	LOB
Mookie Wilson, S (1, 8) OBP: 0.350, SLG: 0.458	G3 3B 2B	5-3		K		G3		IBB		4	1	1	0	1	1	2
Tim Teufel, R (1, 4) OBP: 0.426, SLG: 0.600	K	5-3		FC6-4 1-2f			H 1-0 G4-6-3 HBP	K		4	0	0	0	0	2	5
Keith Hernandez, L (1, 3) OBP: 0.382, SLG: 0.432	G3 2-3	1B 1B			4-3		G4-6-3 1-2f		BB 1B	5	0	2	0	0	0	2
Darryl Strawberry, L (1, 9) OBP: 0.401, SLG: 0.573	3B BB	1-2 1B			F8 S 1B BB		S 1B		G6-4-3 1-2 BB	2	2	2	0	3	0	0
Kevin McReynolds, R (1, 7) OBP: 0.331, SLG: 0.511	1B 1-H 3-H 3B	F7			F8 1-3		K 1-2		F9	5	1	1	2	0	1	6
Gary Carter, R (1, 2) OBP: 0.300, SLG: 0.411	3-H 1B	F6			3-H 1B			3-1	G6-4-3 1-2f	5	0	2	2	0	0	4
Howard Johnson, S (1, 6) OBP: 0.356, SLG: 0.526 (8, 5)	F6	L8			K			HR		4	1	1	1	0	1	4
Dave Magadan, L (1, 5) OBP: 0.386, SLG: 0.455 Bill Almon, R (8, 6) OBP: 0.339, SLG: 0.294		SH2-4 BB		K		6-3		SH3-4 1B		3 0	0 0	1 0	0 0	1 0	1 0	0 0
Dwight Gooden, R (1, 1) OBP: 0.188, SLG: 0.188 Roger McDowell, R (9, 1) OBP: 0.364, SLG: 0.400		SH2-4 1-2		FC6-4 1B		6-3		SH3-4 1-2		2 0	0 0	1 0	0 0	0 0	0 0	0 0
Inning Stats	R: 3 E: 0 K: 1 S: 8 H: 3 LOB: 1 BB: 1 P: 12	R: 0 E: 0 K: 0 S: 3 H: 0 LOB: 1 BB: 1 P: 7	R: 0 E: 0 K: 0 S: 5 H: 2 LOB: 2 BB: 0 P: 5	R: 0 E: 0 K: 2 S: 8 H: 1 LOB: 1 BB: 0 P: 8	R: 1 E: 0 K: 1 S: 6 H: 1 LOB: 1 BB: 1 P: 10	R: 0 E: 0 K: 0 S: 3 H: 0 LOB: 0 BB: 0 P: 3	R: 0 E: 0 K: 1 S: 5 H: 1 LOB: 1 BB: 0 P: 6	R: 1 E: 0 K: 1 S: 7 H: 2 LOB: 2 BB: 1 P: 11	R: 0 E: 0 K: 0 S: 3 H: 1 LOB: 1 BB: 1 P: 7	1B: 8 2B: 1 3B: 1 HR: 1	SF: 0 SAC: 2 DP: 2 HBP: 1						

AB	34
R	5
H	11
RBI	5
BB	5
SO	6
LOB	23

PITCHER	IP	WLS	BF	H	R	ER	SO	BB	IBB	HBP	BLK	WP	HR	S	P	ERA	WHIP
Greg Mathews, L (1, 1) ERA: 4.0	2.1	L	14	5	3	3	1	2	0	0	0	0	0	14	22	11.57	3.000
Lee Tunnell, R (3, 1) ERA: 4.53	4.2		18	3	1	1	4	1	0	1	0	0	0	24	29	1.93	0.857
Bill Dawley, R (8, 1) ERA: 4.03	2.0		10	3	1	1	1	1	1	0	0	0	1	10	18	4.50	2.000

PITCHER	IP	WLS	BF	H	R	ER	SO	BB	IBB	HBP	BLK	WP	HR	S	P	ERA	WHIP

WP: 0 PB: 0 SB: 2 CS: 0 PA: 42

New York Mets @ St. Louis Cardinals

Busch Stadium, St. Louis, MO

Thu Jul 30 1987, 7:05 PM CDT

Att. 48,256 - Unknown

livebaseballscorecards.com

BOTTOM

Batter	1	2	3	4	5	6	7	8	9	AB	R	H	RBI	BB	SO	LOB
Vince Coleman, S (1, 7) OBP: 0.368, SLG: 0.324	6-3	K			K		4-3		FC3-2 3-H	5	0	0	0	0	2	2
Ozzie Smith, S (1, 6) OBP: 0.388, SLG: 0.368	1B FC3-2-5-3 2B		L7		3-1			1-6-3 1B	F8	5	0	2	0	0	0	2
Tom Herr, S (1, 4) OBP: 0.360, SLG: 0.341	FC3-2-5-3 1B 2-3 1B		4-3			F7		K		4	1	1	0	0	1	1
Willie McGee, S (1, 8) OBP: 0.323, SLG: 0.445	FC3-2-5-3 1B 1B 1-2 3-H		6-3			F8 2B		1-6-3 1-2		4	1	1	0	0	0	3
Terry Pendleton, S (1, 5) OBP: 0.378, SLG: 0.429	1B 1-3 2-H 1B			F7		F8 2-3		HBP		3	0	1	1	0	0	1
Curt Ford, L (1, 9) OBP: 0.346, SLG: 0.449	FC6 1-3 3-H 1B			K		K		F7		4	0	1	1	0	2	3
Jim Lindeman, R (1, 3) OBP: 0.226, SLG: 0.367	FC6 1-2f			2B			F9		SH2-4 1B FC3-2 1B	4	0	2	0	0	0	2
Tony Peña, R (1, 2) OBP: 0.311, SLG: 0.330		K		3-1			4-3 3B		SH2-4 1-2 1B	4	1	2	0	0	1	1
Greg Mathews, R (1, 1) OBP: 0.244, SLG: 0.233 Lee Tunnell, R (3, 1) OBP: 0.235, SLG: 0.235 John Morris, L (7, PH) OBP: 0.342, SLG: 0.458 Bill Dawley, R (8, 1) OBP: 0.286, SLG: 0.167 José Oquendo, S (9, PH) OBP: 0.426, SLG: 0.384		G3			F4		4-3 3-H		SH2-4 1-2 2-3	1 1 1 0 0	0 0 0 0 0	0 0 1 0 0	0 0 0 0 0	0 0 0 0 0	0 0 0 0 0	0 0 0 0 0
Inning Stats	R: 2 E: 0 K: 0 S: 7 H: 4 LOB: 2 BB: 0 P: 7	R: 0 E: 0 K: 2 S: 7 H: 0 LOB: 0 BB: 0 P: 7	R: 0 E: 0 K: 0 S: 3 H: 0 LOB: 0 BB: 0 P: 3	R: 0 E: 0 K: 1 S: 6 H: 1 LOB: 1 BB: 0 P: 6	R: 0 E: 0 K: 1 S: 5 H: 0 LOB: 0 BB: 0 P: 5	R: 0 E: 0 K: 1 S: 6 H: 1 LOB: 1 BB: 0 P: 6	R: 1 E: 0 K: 0 S: 4 H: 1 LOB: 0 BB: 0 P: 4	R: 0 E: 0 K: 1 S: 6 H: 1 LOB: 2 BB: 0 P: 7	R: 0 E: 0 K: 0 S: 5 H: 2 LOB: 2 BB: 0 P: 5	1B: 6 2B: 3 3B: 1 HR: 0	SF: 0 SAC: 1 DP: 0 HBP: 1			WP: 0 PB: 0 SB: 0 CS: 0	PA: 38		

	AB	36
	R	3
	H	10
	RBI	3
	BB	0
	SO	6
	LOB	15

PITCHER		IP	WLS	BF	H	R	ER	SO	BB	IBB	HBP	BLK	WP	HR	S	P	ERA	WHIP
Dwight Gooden, R ERA: 2.69	(1, 1)	8.0	W	34	9	3	3	6	0	0	1	0	0	0	45	46	3.38	1.125
Roger McDowell, R ERA: 3.74	(9, 1)	1.0	S	4	1	0	0	0	0	0	0	0	0	0	4	4	0.00	1.000

PITCHER		IP	WLS	BF	H	R	ER	SO	BB	IBB	HBP	BLK	WP	HR	S	P	ERA	WHIP

Batter	1	2	3	4	5	6	7	8	9	AB	R	H	RBI	BB	SO	LOB
Lenny Dykstra, L (1, 8) OBP: 0.346, SLG: 0.459	K		F2		G3 S 1B		F8		S 2B 1B	5	1	2	0	0	1	0
Wally Backman, S (1, 4) OBP: 0.297, SLG: 0.280	K		4-3		G3 1-3			1B 1B 1B	2B 1-2 BB	4	1	1	0	1	1	1
Keith Hernandez, L (1, 3) OBP: 0.386, SLG: 0.434 Bill Almon, R (8, PR) OBP: 0.350, SLG: 0.327 (8, 3)	1B		BB		1-3			FC6-4 1B 1-3 1B	1-3 2-H 2B	3 1	0 0	2 1	0 1	1 1	0 0	1 0
Darryl Strawberry, L (1, 9) OBP: 0.398, SLG: 0.567	G3		F8			F4		FC6-4 1-2 1B 3-H	4-3	5	0	1	1	0	0	4
Kevin McReynolds, R (1, 7) OBP: 0.333, SLG: 0.516		E S 1B		1B 3B		6-3		F8		4	1	2	0	0	0	2
Gary Carter, R (1, 2) OBP: 0.300, SLG: 0.410 Barry Lyons, R (6, 2) OBP: 0.274, SLG: 0.341		F7		F9		1B		FC6-4 1-2f 2-3		3 1	0 0	1 0	0 0	0 0	0 0	2 2
Howard Johnson, S (1, 6) OBP: 0.355, SLG: 0.523	K 1-3		1B 3-H		F9			F4		4	0	1	1	0	1	4
Dave Magadan, L (1, 5) OBP: 0.389, SLG: 0.452	IBB		G3				G5-4-3 1B		K	3	0	1	0	1	1	0
John Mitchell, R (1, 1) OBP: 0.080, SLG: 0.120 Doug Sisk, R (4, 1) Rafael Santana, R (5, PH) OBP: 0.316, SLG: 0.374 Randy Myers, L (5, 1) OBP: 0.200, SLG: 0.200 Mookie Wilson, S (7, PH) OBP: 0.349, SLG: 0.457 Don Schulze, R (7, 1) Lee Mazzilli, S (9, PH) OBP: 0.407, SLG: 0.489	K		F3			G5-4-3 1-2f			F8	1 0 1 0 1 0 1 0	0 0 0 0 0 0 0 0	0 0 0 0 0 0 0 0	0 0 0 0 0 0 0 0	1 0 0 0 0 0 0 0	0 0 0 0 1 0 0 0	2 0 0 0 1 0 0 0
Inning Stats	R: 0 H: 1 E: 0 LOB: 1 K: 2 BB: 0 S: 8 P: 8	R: 0 H: 1 E: 0 LOB: 2 K: 2 BB: 1 S: 8 P: 12	R: 0 H: 0 E: 0 LOB: 1 K: 0 BB: 1 S: 3 P: 7	R: 1 H: 2 E: 0 LOB: 0 K: 0 BB: 0 S: 4 P: 4	R: 0 H: 1 E: 0 LOB: 1 K: 0 BB: 0 S: 4 P: 4	R: 0 H: 1 E: 0 LOB: 0 K: 0 BB: 0 S: 4 P: 4	R: 0 H: 1 E: 0 LOB: 0 K: 0 BB: 0 S: 3 P: 3	R: 1 H: 3 E: 0 LOB: 2 K: 0 BB: 0 S: 6 P: 6	R: 1 H: 2 E: 0 LOB: 2 K: 1 BB: 1 S: 7 P: 11	1B: 10 SF: 0 2B: 1 SAC: 0 3B: 1 DP: 1 HR: 0 HBP: 0						

PITCHER	IP	WLS	BF	H	R	ER	SO	BB	IBB	HBP	BLK	WP	HR	S	P	ERA	WHIP
Dennis Martinez, R (1, 1) ERA: 3.6	7.0	W	28	7	1	1	4	1	1	0	0	0	0	34	42	1.29	1.143
Andy McGaffigan, R (8, 1) ERA: 2.51	1.0		6	3	1	1	0	0	0	0	0	0	0	6	6	9.00	3.000
Jeff Parrett, R (9, 1) ERA: 4.45	1.0		6	2	1	1	1	1	0	0	0	0	0	7	11	9.00	3.000

PITCHER	IP	WLS	BF	H	R	ER	SO	BB	IBB	HBP	BLK	WP	HR	S	P	ERA	WHIP

TOP

New York Mets @ Montreal Expos

Olympic Stadium, Montreal, QB

Fri Jul 31 1987, 7:05 PM EDT

Att. 35,249 - Unknown

livebaseballscorecards.com

AB	37
R	3
H	12
RBI	3
BB	3
SO	5
LOB	19

Batter	1	2	3	4	5	6	7	8	9	AB	R	H	RBI	BB	SO	LOB
Casey Candaele, S (1, 8) (8, 4) OBP: 0.345, SLG: 0.371	F7		F8	SF7 1B	HR 1B		1B			5	2	3	1	0	0	1
Mitch Webster, S (1, 9) OBP: 0.359, SLG: 0.435	1B		FC1 S 2B 1B	HR 1B	HR		F8			5	3	4	5	0	0	1
Tim Raines, S (1, 7) OBP: 0.421, SLG: 0.518	1B		FC1 2B	SF7	BB			HR		3	2	2	2	1	0	2
Tim Wallach, R (1, 5) Andy McGaffigan, R (8, 1) Wallace Johnson, S (8, PH) OBP: 0.241, SLG: 0.333 Jeff Parrett, R (9, 1)	K		2B 2B	HR	F4			5-3		4 0 1 0	2 0 0 0	2 0 0 0	4 0 0 0	0 0 0 0	1 0 0 0	3 0 0 0
Hubie Brooks, R (1, 6) OBP: 0.328, SLG: 0.479	K		2B	6-3		6-3		K		5	0	1	1	0	2	2
Vance Law, R (1, 3) OBP: 0.383, SLG: 0.490		5-3	F7		HR 2B	F9		6-3		5	1	1	0	0	0	1
Tom Foley, L (1, 4) (8, 5) OBP: 0.303, SLG: 0.390		F8		SH1-4 BLK 1B	K	K				4	1	1	0	0	2	1
Mike Fitzgerald, R (1, 2) OBP: 0.348, SLG: 0.335		L5		1B SH1-4 1B BB	K		5-3			3	1	0	0	1	1	1
Dennis Martinez, R (1, 1) OBP: 0.136, SLG: 0.050 Herm Winningham, L (7, PH) OBP: 0.333, SLG: 0.384 (8, 8)			E3 1B FC1	SH1-4	HR 1B BB		G3			1 1	1 0	0 0	0 0	1 0	0 0	0 0
Inning Stats	R: 0 E: 0 K: 2 S: 9 H: 2 LOB: 2 BB: 0 P: 9	R: 0 E: 0 K: 0 S: 3 H: 0 LOB: 0 BB: 0 P: 3	R: 3 E: 1 K: 0 S: 7 H: 3 LOB: 1 BB: 0 P: 7	R: 5 E: 0 K: 0 S: 7 H: 4 LOB: 0 BB: 1 P: 11	R: 4 E: 0 K: 2 S: 10 H: 3 LOB: 1 BB: 2 P: 18	R: 0 E: 0 K: 1 S: 5 H: 0 LOB: 0 BB: 0 P: 5	R: 0 E: 0 K: 0 S: 4 H: 1 LOB: 1 BB: 0 P: 4	R: 1 E: 0 K: 1 S: 6 H: 1 LOB: 0 BB: 0 P: 6		1B: 8 2B: 3 3B: 0 HR: 3 SF: 1 SAC: 1 DP: 0 HBP: 0						

BOTTOM

New York Mets @ Montreal Expos

Olympic Stadium, Montreal, QB

Fri Jul 31 1987, 7:05 PM EDT

Att. 35,249 - Unknown

livebaseballscorecards.com

AB	37
R	13
H	14
RBI	13
BB	3
SO	6
LOB	12

PITCHER		IP	WLS	BF	H	R	ER	SO	BB	IBB	HBP	BLK	WP	HR	S	P	ERA	WHIP
John Mitchell, R ERA: 4.29	(1, 1)	3.1	L	19	7	6	3	2	1	0	0	1	0	0	22	26	8.10	2.400
Doug Sisk, R ERA: 3.83	(4, 1)	0.2		4	2	2	2	0	0	0	0	0	0	1	4	4	27.00	3.000
Randy Myers, L ERA: 5.44	(5, 1)	2.0		11	3	4	4	3	2	0	0	0	0	1	15	23	18.00	2.500
Don Schulze, R ERA: 6.08	(7, 1)	2.0		8	2	1	1	1	0	0	0	0	0	1	10	10	4.50	1.000

PITCHER		IP	WLS	BF	H	R	ER	SO	BB	IBB	HBP	BLK	WP	HR	S	P	ERA	WHIP

Batter	1	2	3	4	5	6	7	8	9	AB	R	H	RBI	BB	SO	LOB
Lenny Dykstra, L (1, 8) OBP: 0.351, SLG: 0.463	BBBB 4-0 SH5-3 S 1B BB	BBBB 4-0 S BB		x 0-0 S 7-2 2B 2-H 3-H		x 0-0 ① SH2-3 2-3	x 0-0 ② F7			2	1	1	2	2	0	0
Wally Backman, S (1, 4) OBP: 0.304, SLG: 0.280 Tim Teufel, R (6, PH) OBP: 0.426, SLG: 0.599 (6, 4)	x 0-0 ① SH5-3 1-3	BBBB 4-0 1-2 BB		BBBB 4-0 2-3 BB		x 0-0 BB E 1B 3-H	SSS 0-3 ③ K			0 2	0 1	0 1	0 1	2 0	0 1	0 0
Keith Hernandez, L (1, 3) OBP: 0.387, SLG: 0.434 Lee Mazzilli, S (7, 3) OBP: 0.404, SLG: 0.484 (8, 7)	x 0-0 3-H 1B	x 0-0 ③ F7		x 0-0 ② ③ 7-2 3-Hf		BBBB 4-0 BB E HR 1-2 BB		x 0-0 ① F5		3 1	1 0	1 0	1 0	1 0	0 0	5 0
Darryl Strawberry, L (1, 9) OBP: 0.397, SLG: 0.562 Mookie Wilson, S (6, 9) OBP: 0.351, SLG: 0.459	x 0-0 ② F5	x 0-0 ① F8			BBBB 4-0 1B E BB	x 0-0 E8 BB HR 1-2 2-H		x 0-0 1B		3 1	2 0	0 1	0 0	1 0	0 0	2 0
Kevin McReynolds, R (1, 7) OBP: 0.333, SLG: 0.514 Doug Sisk, R (8, 1) Jesse Orosco, R (9, 1)	x 0-0 ③ 6-3	SSS 0-3 ② K			x 0-0 E G4-6-3 1B 1-3	BBBB 4-0 HR BB 1-2 2-3		x 0-0 ② F9		4 0 0	2 0 0	1 0 0	0 0 0	1 0 0	1 0 0	2 0 0
Gary Carter, R (1, 2) OBP: 0.296, SLG: 0.404		x 0-0 ① 6-3	x 0-0 ③ F9		x 0-0 E1 G4-6-3 1-3 3-H	SSS 0-3 ② K		x 0-0 ③ F7		5	0	0	0	0	1	5
Howard Johnson, S (1, 6) OBP: 0.356, SLG: 0.529		BBBB 4-0 3B BB		x 0-0 E3 SH1-4 S 2B	x 0-0 ① ② G4-6-3 1-2f 3-H	x 0-0 1-H 2-H 3-H HR			x 0-0 ① F8	4	3	1	4	1	0	1
Dave Magadan, L (1, 5) OBP: 0.390, SLG: 0.462		x 0-0 1-H 3B		BBBB 4-0 SH1-4 1-2 2B BB	x 0-0 ③ F7	x 0-0 ③ F7			x 0-0 ② F7	4	1	1	1	1	0	0
Terry Leach, R (1, 1) OBP: 0.077, SLG: 0.040 Bill Almon, R (8, 3) OBP: 0.344, SLG: 0.321		x 0-0 ② F7		x 0-0 ① SH1-4 1-2 2-3		x 0-0 E5 SH2-3 1B	x 0-0 ① 5-3		x 0-0 ③ 5-3	3 1	1 0	0 0	0 0	0 0	0 0	1 0
Inning Stats	R: 1 E: 0 K: 0 S: 4 H: 1 LOB: 1 BB: 1 P: 8	R: 1 E: 0 K: 0 S: 4 H: 1 LOB: 3 BB: 3 P: 16	R: 0 E: 0 K: 1 S: 5 H: 0 LOB: 0 BB: 0 P: 5	R: 2 E: 1 K: 0 S: 4 H: 1 LOB: 1 BB: 2 P: 12	R: 2 E: 1 K: 0 S: 4 H: 1 LOB: 0 BB: 1 P: 8	R: 6 E: 2 K: 1 S: 9 H: 2 LOB: 0 BB: 2 P: 17	R: 0 E: 0 K: 1 S: 5 H: 0 LOB: 0 BB: 0 P: 5	R: 0 E: 0 K: 0 S: 4 H: 1 LOB: 1 BB: 0 P: 4	R: 0 E: 0 K: 0 S: 3 H: 0 LOB: 0 BB: 0 P: 3	1B: 4 2B: 2 3B: 1 HR: 1 SF: 0 SAC: 3 DP: 2 HBP: 0						

TOP

New York Mets @ Montreal Expos

Olympic Stadium, Montreal, QB

Sat Aug 01 1987, 7:05 PM EDT

Att. 41,411 - Unknown

livebaseballscorecards.com

AB	33
R	12
H	7
RBI	9
BB	9
SO	3
LOB	16

WP: 0 PA: 45
PB: 0
SB: 4
CS: 0

PITCHER		IP	WLS	BF	H	R	ER	SO	BB	IBB	HBP	BLK	WP	HR	S	P	ERA	WHIP
Floyd Youmans, R ERA: 3.53	(1, 1)	3.1	L	20	3	4	3	1	6	0	0	0	0	0	16	40	8.10	2.700
Andy McGaffigan, R ERA: 2.45	(4, 1)	1.2		6	1	2	0	0	1	0	0	0	0	0	5	9	0.00	1.200
Bob McClure, L ERA: 4.6	(6, 1)	0.1		6	1	5	1	0	2	0	0	0	0	0	4	12	27.00	9.000
Randy St. Claire, R ERA: 4.68	(6, 1)	2.2		10	2	1	0	2	0	0	0	0	0	1	14	14	0.00	0.750
Vance Law, R ERA: 3.86	(9, 1)	1.0		3	0	0	0	0	0	0	0	0	0	0	3	3	0.00	0.000

PITCHER	IP	WLS	BF	H	R	ER	SO	BB	IBB	HBP	BLK	WP	HR	S	P	ERA	WHIP

BOTTOM

New York Mets @ Montreal Expos

Olympic Stadium, Montreal, QB

Sat Aug 01 1987, 7:05 PM EDT

Att. 41,411 - Unknown

livebaseballscorecards.com

Batter	1	2	3	4	5	6	7	8	9	AB	R	H	RBI	BB	SO	LOB
Casey Candaele, S (1, 8) (7, 4) (9, 3) OBP: 0.344, SLG: 0.368	B1-3		4-3		F4			BBBB 2B E BB		3	1	0	0	1	0	1
Mitch Webster, S (1, 9) OBP: 0.361, SLG: 0.437	BBBB S 1B BB		4-3			F8		E9 1-H 4-3 2B		3	2	1	0	1	0	0
Tim Raines, S (1, 7) OBP: 0.420, SLG: 0.517	S 1-H 1B			F8		4-3		4-3 3-H		3	0	1	1	0	0	0
Herm Winningham, L (7, 8) OBP: 0.332, SLG: 0.382										1	0	0	1	0	0	0
Tim Wallach, R (1, 5) OBP: 0.353, SLG: 0.529	5-3 1-2			BBBB G6-4-3 BB		BBBB BB		SSS K		1	0	0	0	1	0	1
Dave Engle, R (6, PH) (7, 3) (9, 5) OBP: 0.273, SLG: 0.295										1	0	0	0	1	1	0
Hubie Brooks, R (1, 6) OBP: 0.323, SLG: 0.472	L1			G6-4-3 1-2f		F9		5-3		3	0	0	0	0	0	3
Reid Nichols, R (7, 7) OBP: 0.291, SLG: 0.396										1	0	0	0	0	0	0
Vance Law, R (1, 3) (7, 5) (9, 1) OBP: 0.381, SLG: 0.487		F8			6-3 1B		6-3		F7	4	1	1	0	0	0	0
Tom Foley, L (1, 4) (7, 6) OBP: 0.302, SLG: 0.393		F9			SSS K		2B		6-3	4	0	1	0	0	1	1
Jeff Reed, L (1, 2) OBP: 0.254, SLG: 0.287		6-3			6-3 1-2		F8		F2	4	0	0	0	0	0	2
Floyd Youmans, R (1, 1) OBP: 0.188, SLG: 0.344			SSS K		2-H 1B		4-3			1	0	0	0	0	1	0
Andy McGaffigan, R (4, 1)										0	0	0	0	0	0	0
Wallace Johnson, S (5, PH) OBP: 0.254, SLG: 0.345										1	0	1	1	0	0	0
Bob McClure, R (6, 1)										0	0	0	0	0	0	0
Randy St. Claire, R (6, 1) OBP: 0.333, SLG: 0.333										1	0	0	0	0	0	1
Mike Fitzgerald, R (9, 4) OBP: 0.348, SLG: 0.335										0	0	0	0	0	0	0
Inning Stats	R: 1 H: 1 E: 0 LOB: 1 K: 0 BB: 1 S: 4 P: 8	R: 0 H: 0 E: 0 LOB: 0 K: 0 BB: 0 S: 3 P: 3	R: 0 H: 0 E: 0 LOB: 0 K: 1 BB: 0 S: 5 P: 5	R: 0 H: 0 E: 0 LOB: 0 K: 0 BB: 1 S: 2 P: 6	R: 1 H: 2 E: 0 LOB: 1 K: 1 BB: 0 S: 7 P: 7	R: 0 H: 0 E: 0 LOB: 1 K: 0 BB: 1 S: 3 P: 7	R: 0 H: 1 E: 0 LOB: 1 K: 0 BB: 0 S: 4 P: 4	R: 2 H: 1 E: 1 LOB: 0 K: 1 BB: 1 S: 6 P: 10	R: 0 H: 0 E: 0 LOB: 0 K: 0 BB: 0 S: 3 P: 3	1B: 3 SF: 0 2B: 2 SAC: 0 3B: 0 DP: 1 HR: 0 HBP: 0						

AB	31
R	4
H	5
RBI	3
BB	4
SO	3
LOB	9

WP: 0 PA: 35
PB: 0
SB: 2
CS: 0

PITCHER		IP	WLS	BF	H	R	ER	SO	BB	IBB	HBP	BLK	WP	HR	S	P	ERA	WHIP
Terry Leach, R ERA: 2.52	(1, 1)	7.0	W	27	4	2	2	2	3	0	0	0	0	0	28	40	2.57	1.000
Doug Sisk, R ERA: 3.93	(8, 1)	1.0		5	1	2	1	1	1	0	0	0	0	0	6	10	9.00	2.000
Jesse Orosco, L ERA: 4.94	(9, 1)	1.0		3	0	0	0	0	0	0	0	0	0	0	3	3	0.00	0.000

PITCHER	IP	WLS	BF	H	R	ER	SO	BB	IBB	HBP	BLK	WP	HR	S	P	ERA	WHIP

Batter	1	2	3	4	5	6	7	8	9	AB	R	H	RBI	BB	SO	LOB
Lenny Dykstra, L (1, 8) OBP: 0.352, SLG: 0.464	BBBB 4-0 S 2B BB		x 0-0 SH5-3 G3 2B		SSS 0-3 ① K	x 0-0 ③ F7			x 0-0 ② G3	4	2	1	0	1	1	1
Wally Backman, S (1, 4) OBP: 0.298, SLG: 0.275	x 0-0 ① F7 1-2		x 0-0 ① SH5-3 2-3		SSS 0-3 ② K		x 0-0 ① P3		x 0-0 ③ 4-3	4	0	0	0	0	1	2
Keith Hernandez, L (1, 3) OBP: 0.388, SLG: 0.439	x 0-0 WP 2-H 2B		x 0-0 ② G3 3-H		x 0-0 PB 1B 2-H 2B		x 0-0 ② F6			4	1	2	3	0	0	0
Darryl Strawberry, L (1, 9) OBP: 0.398, SLG: 0.560	SSS 0-3 ② K		x 0-0 CS 1B		BBBB 4-0 PB 1B BB		x 0-0 ③ F5			3	1	1	0	1	1	1
Kevin McReynolds, R (1, 7) OBP: 0.335, SLG: 0.512	SSS 0-3 K S 2-3		0-0 ③ CS 1-2	SSS 0-3 ① K	x 0-0 2B 1B 1-H 2-H			BBBB 4-0 FC4-6 BB		3	1	1	2	1	2	1
Howard Johnson, S (1, 6) (8, 5) OBP: 0.355, SLG: 0.528	SSS 0-3 ③ K 1-2			x 0-0 ② F7	x 0-0 2B 1-H			x 0-0 ① FC4-6 S 1B 1-2f		4	1	1	1	0	1	3
Dave Magadan, L (1, 5) OBP: 0.393, SLG: 0.459		x 0-0 ① L7		BBBB 4-0 BB	x 0-0 ③ L7			x 0-0 ② 1B 1-H		3	0	1	1	1	0	1
Bill Almon, R (8, 6) OBP: 0.344, SLG: 0.321										0	0	0	0	0	0	0
Barry Lyons, R (1, 2) OBP: 0.263, SLG: 0.326		SSS 0-3 ② K		x 0-0 ③ F8		x 0-0 ① F9		SSS 0-3 ③ K		4	0	0	0	0	2	1
Ron Darling, R (1, 1) OBP: 0.188, SLG: 0.261		SSS 0-3 ③ K			x 0-0 2B 2B	x 0-0 ② 5-3			SSS 0-3 ① K	3	1	1	0	0	1	0
Roger McDowell, R (7, 1) OBP: 0.333, SLG: 0.364										1	0	0	0	0	1	0
Inning Stats	R: 1 H: 1 E: 0 LOB: 2 K: 3 BB: 1 S: 11 P: 15	R: 0 H: 0 E: 0 LOB: 0 K: 2 BB: 0 S: 7 P: 7	R: 1 H: 2 E: 0 LOB: 0 K: 0 BB: 0 S: 4 P: 4	R: 0 H: 0 E: 0 LOB: 1 K: 1 BB: 1 S: 5 P: 9	R: 4 H: 4 E: 0 LOB: 1 K: 2 BB: 1 S: 11 P: 15	R: 0 H: 0 E: 0 LOB: 0 K: 0 BB: 0 S: 3 P: 3	R: 0 H: 0 E: 0 LOB: 0 K: 0 BB: 0 S: 3 P: 3	R: 1 H: 1 E: 0 LOB: 0 K: 1 BB: 1 S: 5 P: 9	R: 0 H: 0 E: 0 LOB: 0 K: 1 BB: 0 S: 5 P: 5	1B: 3 SF: 0 2B: 5 SAC: 1 3B: 0 DP: 0 HR: 0 HBP: 0						

TOP

New York Mets @ Montreal Expos

Olympic Stadium, Montreal, QB

Sun Aug 02 1987, 3:33 AM EDT

Att. 45,640 - Unknown

livebaseballscorecards.com

AB	33
R	7
H	8
RBI	7
BB	4
SO	10
LOB	10

WP: 1 PA: 39
PB: 1
SB: 3
CS: 1

PITCHER		IP	WLS	BF	H	R	ER	SO	BB	IBB	HBP	BLK	WP	HR	S	P	ERA	WHIP
Bob Sebra, R ERA: 3.94	(1, 1)	6.0	L	28	7	6	6	8	3	0	0	0	1	0	41	53	9.00	1.667
Bob McClure, L ERA: 4.45	(7, 1)	1.0		3	0	0	0	0	0	0	0	0	0	0	3	3	0.00	0.000
Jeff Parrett, R ERA: 4.45	(8, 1)	2.0		7	1	1	1	2	1	0	0	0	0	0	10	14	4.50	1.000

PITCHER	IP	WLS	BF	H	R	ER	SO	BB	IBB	HBP	BLK	WP	HR	S	P	ERA	WHIP

New York Mets @ Montreal Expos

Olympic Stadium, Montreal, QB

Sun Aug 02 1987, 3:33 AM EDT

Att. 45,640 - Unknown

BOTTOM

Batter	1	2	3	4	5	6	7	8	9	AB	R	H	RBI	BB	SO	LOB
Casey Candaele, S (1, 4) OBP: 0.340, SLG: 0.363	F6		F8		4-3		F9		5-3	5	0	0	0	0	0	4
Mitch Webster, S (1, 9) OBP: 0.361, SLG: 0.434	B1-3		1-2 2-3 BB		K		1-2 BB 1B BB		4-3 2-3	3	1	0	0	2	1	1
Tim Raines, S (1, 7) OBP: 0.417, SLG: 0.510	L3		F9		F7		1B 1-2 2-3 BB		4-3 3-H	4	0	0	0	1	0	3
Tim Wallach, R (1, 5) OBP: 0.354, SLG: 0.529		6-3		6-3		FC5-4 1B	1-3 2-H 3-H 1B			4	0	2	2	0	0	0
Hubie Brooks, R (1, 6) OBP: 0.322, SLG: 0.466		K		S 1B BB		FC5-4 FC1-6 1-2f	5-3			3	1	0	0	1	1	3
Vance Law, R (1, 3) OBP: 0.377, SLG: 0.481		F7		K		FC1-6 1-2f		F5		4	0	0	0	0	1	2
Herm Winningham, L (1, 8) OBP: 0.330, SLG: 0.379			1-3	S 1-H 1B		K		4-3		4	0	1	1	0	1	1
Mike Fitzgerald, R (1, 2) OBP: 0.350, SLG: 0.332			BB BB BB	1-2 IBB			5-3	4-3		2	0	0	0	2	0	0
Bob Sebra, R (1, 1) OBP: 0.167, SLG: 0.125 Bob McClure, R (7, 1) Wallace Johnson, S (7, PH) OBP: 0.267, SLG: 0.345 Jeff Parrett, R (8, 1) Tom Foley, L (9, PH) OBP: 0.307, SLG: 0.404			1-2 BB BB	6-3			S PB 1B BB		4-3 WP 2B	1 0 0 0 0 1	0 0 1 0 0 1	0 0 0 0 0 1	0 0 0 0 0 1	1 0 1 0 0 0	0 0 0 0 0 0	2 0 0 0 0 0

Inning Stats										
	R: 0	H: 0	R: 0	H: 0	R: 0	H: 0	R: 1	H: 1	R: 0	H: 0
	E: 0	LOB: 0	E: 0	LOB: 0	E: 0	LOB: 3	E: 0	LOB: 2	E: 0	LOB: 0
	K: 0	BB: 0	K: 1	BB: 0	K: 0	BB: 3	K: 1	BB: 2	K: 1	BB: 0
	S: 3	P: 3	S: 5	P: 5	S: 3	P: 15	S: 6	P: 14	S: 5	P: 5

Inning Stats										
	R: 0	H: 1	R: 2	H: 1	R: 0	H: 0	R: 1	H: 1		
	E: 0	LOB: 1	E: 0	LOB: 2	E: 0	LOB: 0	E: 0	LOB: 0		
	K: 1	BB: 0	K: 0	BB: 3	K: 0	BB: 0	K: 0	BB: 0		
	S: 6	P: 6	S: 4	P: 16	S: 3	P: 3	S: 4	P: 4		

	AB	31
	R	4
	H	4
	RBI	3
	BB	8
	SO	4
	LOB	16

	1B: 3	SF: 0	WP: 1	PA: 39
	2B: 1	SAC: 0	PB: 1	
	3B: 0	DP: 0	SB: 3	
	HR: 0	HBP: 0	CS: 0	

PITCHER		IP	WLS	BF	H	R	ER	SO	BB	IBB	HBP	BLK	WP	HR	S	P	ERA	WHIP
Ron Darling, R ERA: 4.62	(1, 1)	6.2	W	30	2	3	3	4	7	1	0	0	0	0	30	62	4.05	1.350
Roger McDowell, R ERA: 3.75	(7, 1)	2.1	S	9	2	1	1	0	0	0	0	0	1	0	9	9	3.86	0.857

PITCHER	IP	WLS	BF	H	R	ER	SO	BB	IBB	HBP	BLK	WP	HR	S	P	ERA	WHIP

livebaseballscorecards.com

Philadelphia Phillies @ New York Mets

Shea Stadium, Flushing, NY

Mon Aug 03 1987, 7:05 PM EDT

Att. 50,297 - Unknown

TOP

livebaseballscorecards.com

Batter	1	2	3	4	5	6	7	8	9	10	11	AB	R	H	RBI	BB	SO	LOB
Juan Samuel, R (1, 4) OBP: 0.336, SLG: 0.494	BBBB 4-0 FC5-4 5-3 BB	x 0-0 ③ L9		SSS 0-3 ③ K			x 0-0 FC4-6 1B		IIII 4-0 IBB		SSS 0-3 ③ K	4	0	1	0	2	2	4
Rick Schu, R (1, 3) OBP: 0.306, SLG: 0.447	x 0-0 ① 5-3 1-2	x 0-0 ① 5-3	x 0-0 ① 5-3				x 0-0 ③ FC4-6 1-2f		SSS 0-3 ③ K			3	0	0	0	0	0	1
Milt Thompson, L (7, PH) (7, 8) OBP: 0.350, SLG: 0.447												1	0	0	0	0	0	1
Ron Roenicke, S (9, PH) (9, 8) OBP: 0.321, SLG: 0.333												1	0	0	0	0	1	2
Von Hayes, L (1, 8) (7, 3) OBP: 0.437, SLG: 0.539	BBBB 4-0 FC5-4 BB	x 0-0 ② F6	x 0-0 ② F9					x 0-0 ① 4-3		x 0-0 G6-4-3 2B		4	0	1	0	1	0	0
Mike Schmidt, R (1, 5) OBP: 0.393, SLG: 0.546	x 0-0 ② FC5-4 1-2f 2-3	x 0-0 HR 1B	x 0-0 ③ 1-3					x 0-0 ② 6-3		x 0-0 E5 G6-4-3		5	1	1	0	0	0	3
Lance Parrish, R (1, 2) OBP: 0.290, SLG: 0.365	x 0-0 ③ L9	x 0-0 1-H HR				x 0-0 ① 6-3		x 0-0 1B		x 0-0 ①② G6-4-3 1-2f 2-3		5	1	2	2	0	0	4
Chris James, R (1, 7) OBP: 0.357, SLG: 0.578		BBBB 4-0 FC1-5 1B BB	x 0-0 ③ F2			x 0-0 ② 6-3		x 0-0 ③ 5-3		x 0-0 ③ L7		4	0	0	0	1	0	2
Kent Tekulve, R (10, 1)												0	0	0	0	0	0	0
Glenn Wilson, R (1, 9) OBP: 0.318, SLG: 0.413		x 0-0 ① F9		x 0-0 ① F8		x 0-0 ③ L8			BBBB 4-0 SH3-4 BB		x 0-0 3-1 SH3-4 1B	4	0	1	0	1	0	1
Steve Jeltz, S (1, 6) OBP: 0.304, SLG: 0.255	x 0-0 FC1-5 1-2 1B	BBBB 4-0 FC4-6 BB					x 0-0 ① 6-3		x 0-0 ① SH3-4 1-2		x 0-0 ① SH3-4 1-2	2	0	1	0	1	0	0
Don Carman, L (1, 1) OBP: 0.098, SLG: 0.098	x 0-0 ② FC1-5 1-2 2-3f	x 0-0 ② FC4-6 1-2f					x 0-0 ② 5-3		SSS 0-3 ② K		x 0-0 ② 3-1 2-3	3	0	0	0	0	0	3
Luis Aguayo, R (9, PH) (9, 1) OBP: 0.284, SLG: 0.429												1	0	0	0	0	1	1
Wally Ritchie, L (9, 1) OBP: 0.500, SLG: 0.500												0	0	0	0	0	0	0
Greg Gross, L (10, 7) OBP: 0.400, SLG: 0.378												1	0	0	0	0	0	1
Inning Stats	R: 0 E: 0 K: 0 S: 3 H: 0 LOB: 2 BB: 2 P: 11	R: 0 E: 0 K: 0 S: 4 H: 1 LOB: 2 BB: 1 P: 8	R: 2 E: 0 K: 0 S: 5 H: 2 LOB: 0 BB: 0 P: 5	R: 0 E: 0 K: 1 S: 5 H: 0 LOB: 1 BB: 1 P: 9	R: 0 E: 0 K: 0 S: 3 H: 0 LOB: 0 BB: 0 P: 3	R: 0 E: 0 K: 0 S: 3 H: 0 LOB: 0 BB: 0 P: 3	R: 0 E: 0 K: 0 S: 4 H: 1 LOB: 1 BB: 0 P: 4	R: 0 E: 0 K: 0 S: 4 H: 1 LOB: 1 BB: 0 P: 4	R: 0 E: 0 K: 2 S: 7 H: 0 LOB: 2 BB: 2 P: 15	R: 0 E: 1 K: 0 S: 4 H: 1 LOB: 1 BB: 0 P: 4	R: 0 E: 0 K: 1 S: 6 H: 1 LOB: 1 BB: 0 P: 6	1B: 5 2B: 1 3B: 0 HR: 1 SF: 0 SAC: 2 DP: 1 HBP: 0						

	AB	38
	R	2
	H	7
	RBI	2
	BB	6
	SO	4
	LOB	23

WP: 0 PB: 0 SB: 0 CS: 0 PA: 46

PITCHER		IP	WLS	BF	H	R	ER	SO	BB	IBB	HBP	BLK	WP	HR	S	P	ERA	WHIP
Sid Fernandez, L ERA: 3.44	(1, 1)	0.0		0	0	0	0	0	0	0	0	0	0	0	0	0	∞	∞
Don Schulze, R ERA: 5.4	(1, 1)	5.0		22	3	2	2	1	4	0	0	0	0	1	20	36	3.60	1.400
Doug Sisk, R ERA: 3.72	(6, 1)	3.0		11	2	0	0	0	0	0	0	0	0	0	11	11	0.00	0.667
Jesse Orosco, L ERA: 4.84	(9, 1)	1.0		6	1	0	0	2	1	1	0	0	0	0	8	16	0.00	2.000
Roger McDowell, R ERA: 3.62	(10, 1)	2.0	W	7	1	0	0	1	0	0	0	0	0	0	9	9	0.00	0.500

PITCHER	IP	WLS	BF	H	R	ER	SO	BB	IBB	HBP	BLK	WP	HR	S	P	ERA	WHIP

Batter	1	2	3	4	5	6	7	8	9	10	11	AB	R	H	RBI	BB	SO	LOB
Mookie Wilson, S (1, 8) (10, 9) OBP: 0.349, SLG: 0.454	L8		F9			1B		FC5-4 1-2f			K	5	0	1	0	0	1	1
Tim Teufel, R (1, 4) OBP: 0.421, SLG: 0.593	G3		CS 2B			F3			L8		F9	5	0	1	0	0	0	1
Keith Hernandez, L (1, 3) OBP: 0.388, SLG: 0.445	BBBB HR BB		CS 2-3	F8		F8			3-1		HR	4	2	1	1	1	0	1
Darryl Strawberry, L (1, 9) OBP: 0.397, SLG: 0.565	1-H HR			F6			4-3		F7			4	1	1	2	0	0	0
Kevin McReynolds, R (1, 7) OBP: 0.334, SLG: 0.509	F4			SSS K			F6			4-3 1B		4	0	1	0	0	1	0
Gary Carter, R (1, 2) OBP: 0.293, SLG: 0.399		F4			L3		F7			4-3 1-2		4	0	0	0	0	0	1
Howard Johnson, S (1, 6) (6, 5) OBP: 0.354, SLG: 0.524		6-3			SSS K			F6		IIII IBB		3	0	0	0	1	1	0
Dave Magadan, L (1, 5) OBP: 0.387, SLG: 0.452 Doug Sisk, R (6, 1) Lee Mazzilli, S (8, PH) OBP: 0.409, SLG: 0.484 Jesse Orosco, R (9, 1) Roger McDowell, R (10, 1) OBP: 0.333, SLG: 0.364 Lenny Dykstra, L (10, 8) OBP: 0.351, SLG: 0.462		F7			SSS K			BBBB FC5-4 BB		F5		2 0 0 0 0 1	0 0 0 0 0 0	0 0 0 0 0 0	0 0 1 0 0 0	0 0 0 0 0 0	1 0 0 0 0 0	0 0 0 0 0 2
Sid Fernandez, L (1, 1) OBP: 0.179, SLG: 0.216 Don Schulze, R (1, 1) Bill Almon, R (6, 6) OBP: 0.328, SLG: 0.304			SSS K	F4				F7		SSS K		0 1 3	0 0 0	0 0 0	0 0 0	0 0 0	0 1 1	0 0 3
Inning Stats	R: 2 E: 0 K: 0 S: 4 H: 1 LOB: 0 BB: 1 P: 8	R: 0 E: 0 K: 0 S: 3 H: 0 LOB: 0 BB: 0 P: 3	R: 0 E: 0 K: 1 S: 5 H: 1 LOB: 0 BB: 0 P: 5	R: 0 E: 0 K: 1 S: 5 H: 0 LOB: 0 BB: 0 P: 5	R: 0 E: 0 K: 2 S: 7 H: 0 LOB: 0 BB: 0 P: 7	R: 0 E: 0 K: 0 S: 4 H: 1 LOB: 1 BB: 0 P: 4	R: 0 E: 0 K: 0 S: 3 H: 0 LOB: 0 BB: 0 P: 3	R: 0 E: 0 K: 0 S: 3 H: 0 LOB: 1 BB: 1 P: 7	R: 0 E: 0 K: 0 S: 3 H: 0 LOB: 0 BB: 0 P: 3	R: 0 E: 0 K: 1 S: 6 H: 1 LOB: 2 BB: 1 P: 10	R: 1 E: 0 K: 1 S: 5 H: 1 LOB: 0 BB: 0 P: 5	1B: 2 2B: 1 3B: 0 HR: 2	SF: 0 SAC: 0 DP: 0 HBP: 0			WP: 0 PB: 0 SB: 0 CS: 1	PA: 40		

PITCHER		IP	WLS	BF	H	R	ER	SO	BB	IBB	HBP	BLK	WP	HR	S	P	ERA	WHIP
Don Carman, L ERA: 4.78	(1, 1)	8.0		28	3	2	2	4	2	0	0	0	0	1	34	42	2.25	0.625
Wally Ritchie, L ERA: 2.95	(9, 1)	1.0		3	0	0	0	0	0	0	0	0	0	0	3	3	0.00	0.000
Kent Tekulve, R ERA: 3.65	(10, 1)	1.2	L	8	2	1	1	2	0	1	0	0	0	1	11	15	5.40	1.200

PITCHER		IP	WLS	BF	H	R	ER	SO	BB	IBB	HBP	BLK	WP	HR	S	P	ERA	WHIP

BOTTOM

Philadelphia Phillies @ New York Mets

Shea Stadium, Flushing, NY

Mon Aug 03 1987, 7:05 PM EDT

Att. 50,297 - Unknown

livebaseballscorecards.com

AB	36
R	3
H	5
RBI	3
BB	3
SO	6
LOB	9

Batter	1	2	3	4	5	6	7	8	9	AB	R	H	RBI	BB	SO	LOB
Juan Samuel, R (1, 4) OBP: 0.335, SLG: 0.492	SSS 0-3 ① K		x 0-0 ② L8		x 0-0 ② 4-3		x 0-0 1B		x 0-0 ② SF9 3-H	4	0	1	1	0	1	0
Milt Thompson, L (1, 8) OBP: 0.353, SLG: 0.449	x 0-0 S 1B		x 0-0 1B 1B		x 0-0 ③ 1-3		SSS 0-3 ② K		x 0-0 1B 1-2 1B	5	0	3	0	0	1	1
Von Hayes, L (1, 3) OBP: 0.439, SLG: 0.538	SSS 0-3 ② K 1-2		x 0-0 1-2 1B			BBBB 4-0 2B BB	x 0-0 ③ 4-3		x 0-0 1-3 2-H 1B	4	1	2	1	1	1	2
Mike Schmidt, R (1, 5) OBP: 0.391, SLG: 0.544	x 0-0 ③ L8		SSS 0-3 ③ K			x 0-0 4-3 1-H FC1-2 2B		x 0-0 ① G3	x 0-0 ③ L8	5	0	1	1	0	1	5
Lance Parrish, R (1, 2) OBP: 0.292, SLG: 0.362		BBBB 4-0 BB		BBBB 4-0 4-3 4-3 BB		x 0-0 ① 4-3 2-3		x 0-0 ② F8		2	0	0	0	2	0	1
Glenn Wilson, R (1, 9) OBP: 0.315, SLG: 0.409		SSS 0-3 ① K		x 0-0 ① 4-3 1-2		x 0-0 ② FC1-2 1B 3-H		SSS 0-3 ③ K		4	0	0	0	0	2	3
Greg Gross, L (1, 7) OBP: 0.404, SLG: 0.383		x 0-0 ② F8		x 0-0 ② 4-3 2-3		x 0-0 1-3 1B			x 0-0 1B G3 SF9 1B	4	1	2	0	0	0	2
Steve Jeltz, S (1, 6) OBP: 0.299, SLG: 0.250 Ron Roenicke, S (9, PH) OBP: 0.315, SLG: 0.326		SSS 0-3 ③ K		SSS 0-3 ③ K		SSS 0-3 ③ K			x 0-0 ① G3 1-2	3 1	0 0	0 0	0 0	0 0	3 0	4 1
Bruce Ruffin, S (1, 1) OBP: 0.063, SLG: 0.083 Jeff Stone, L (7, PH) OBP: 0.344, SLG: 0.366 Michael Jackson, R (7, 1) OBP: 0.188, SLG: 0.133 Wally Ritchie, L (8, 1) OBP: 0.500, SLG: 0.500 Darren Daulton, L (9, PH) OBP: 0.266, SLG: 0.343			SSS 0-3 ① K		SSS 0-3 ① K		x 0-0 ① 4-3		x 0-0 1B 1B 1B 2-3 1B	2 1 0 0 1	0 0 0 0 1	0 0 0 0 1	0 0 0 0 1	0 0 0 0 0	2 0 0 0 0	0 0 0 0 0
Inning Stats	R: 0 H: 1 E: 0 LOB: 1 K: 2 BB: 0 S: 8 P: 8	R: 0 H: 0 E: 0 LOB: 1 K: 2 BB: 1 S: 7 P: 11	R: 0 H: 2 E: 0 LOB: 2 K: 2 BB: 0 S: 9 P: 9	R: 0 H: 0 E: 0 LOB: 1 K: 1 BB: 1 S: 5 P: 9	R: 0 H: 0 E: 0 LOB: 0 K: 1 BB: 0 S: 5 P: 5	R: 1 H: 2 E: 0 LOB: 2 K: 1 BB: 1 S: 7 P: 11	R: 0 H: 1 E: 0 LOB: 1 K: 1 BB: 0 S: 6 P: 6	R: 0 H: 0 E: 0 LOB: 0 K: 1 BB: 0 S: 5 P: 5	R: 2 H: 4 E: 0 LOB: 2 K: 0 BB: 0 S: 7 P: 7	1B: 9 SF: 1 2B: 1 SAC: 0 3B: 0 DP: 0 HR: 0 HBP: 0						WP: 0 PA: 40 PB: 0 SB: 1 CS: 0

PITCHER	IP	WLS	BF	H	R	ER	SO	BB	IBB	HBP	BLK	WP	HR	S	P	ERA	WHIP
Dwight Gooden, R (1, 1) ERA: 2.56	8.0	W	33	6	1	1	11	3	0	0	0	0	0	52	64	1.12	1.125
Roger McDowell, R (9, 1) ERA: 3.86	1.0		7	4	2	2	0	0	0	0	0	0	0	7	7	18.00	4.000

PITCHER	IP	WLS	BF	H	R	ER	SO	BB	IBB	HBP	BLK	WP	HR	S	P	ERA	WHIP

TOP

Philadelphia Phillies @ New York Mets

Shea Stadium, Flushing, NY

Tue Aug 04 1987, 7:05 PM EDT

Att. 38,252 - Unknown

livebaseballscorecards.com

AB	36
R	3
H	10
RBI	3
BB	3
SO	11
LOB	19

Batter	1	2	3	4	5	6	7	8	9	AB	R	H	RBI	BB	SO	LOB
Mookie Wilson, S (1, 8) OBP: 0.344, SLG: 0.447	K	FC1-4-6 1-2f 2-3			5-3		FC6-4 1-2f			4	0	0	0	0	1	3
Tim Teufel, R (1, 4) OBP: 0.417, SLG: 0.591	2B	F9			5-3		F6			4	0	1	0	0	0	3
Keith Hernandez, L (1, 3) OBP: 0.387, SLG: 0.442	K		6-3		4-3			1B 2B BB		3	1	0	0	1	1	1
Darryl Strawberry, L (1, 9) OBP: 0.398, SLG: 0.564	K		4-3			F8 S SF9 1B		1-2 2B 1B		4	2	2	0	0	1	1
Kevin McReynolds, R (1, 7) OBP: 0.333, SLG: 0.507		BB 1B FC6-4 1B	L9			F8 1-3		F7		4	1	1	0	0	0	3
Gary Carter, R (1, 2) OBP: 0.292, SLG: 0.399		FC6-4 BB 1-2 1B 1B		F7		SF9 3-H		K		3	1	1	1	0	1	2
Howard Johnson, S (1, 5) OBP: 0.358, SLG: 0.526	BB	FC6-4 1-2 2-3 BB		FC6-4 BB		6-3		1-H 2-H 2B		2	0	1	2	2	0	0
Rafael Santana, R (1, 6) OBP: 0.312, SLG: 0.368		FC6-4 FC1-4-6 1B 1-2f 2-3 3-H		FC6-4 1-2f			5-3	F6		4	0	0	1	0	0	4
Dwight Gooden, R (1, 1) OBP: 0.229, SLG: 0.229 Roger McDowell, R (9, 1) OBP: 0.333, SLG: 0.364		FC1-4-6 1-2 3-H 1B		L9			FC6-4 1B			3 0	0 0	2 0	1 0	0 0	0 0	1 0
Inning Stats	R: 0 H: 1 E: 0 LOB: 1 K: 3 BB: 0 S: 10 P: 10	R: 2 H: 3 E: 0 LOB: 2 K: 0 BB: 1 S: 6 P: 10	R: 0 H: 0 E: 0 LOB: 0 K: 0 BB: 0 S: 3 P: 3	R: 0 H: 0 E: 0 LOB: 1 K: 0 BB: 1 S: 3 P: 7	R: 0 H: 0 E: 0 LOB: 0 K: 0 BB: 0 S: 3 P: 3	R: 1 H: 1 E: 0 LOB: 0 K: 0 BB: 0 S: 4 P: 4	R: 0 H: 1 E: 0 LOB: 1 K: 0 BB: 0 S: 4 P: 4	R: 2 H: 2 E: 0 LOB: 1 K: 1 BB: 1 S: 7 P: 11		1B: 6 SF: 1 2B: 2 SAC: 0 3B: 0 DP: 0 HR: 0 HBP: 0						WP: 0 PA: 35 PB: 0 SB: 1 CS: 0

BOTTOM

Philadelphia Phillies @ New York Mets

Shea Stadium, Flushing, NY

Tue Aug 04 1987, 7:05 PM EDT

Att. 38,252 - Unknown

livebaseballscorecards.com

AB	31
R	5
H	8
RBI	5
BB	3
SO	4
LOB	18

PITCHER		IP	WLS	BF	H	R	ER	SO	BB	IBB	HBP	BLK	WP	HR	S	P	ERA	WHIP
Bruce Ruffin, L ERA: 4.04	(1, 1)	6.0	L	25	5	3	3	3	2	0	0	0	0	0	29	37	4.50	1.167
Michael Jackson, R ERA: 4.23	(7, 1)	1.0		4	1	0	0	0	0	0	0	0	0	0	4	4	0.00	1.000
Wally Ritchie, L ERA: 3.35	(8, 1)	1.0		6	2	2	2	1	1	0	0	0	0	0	7	11	18.00	3.000

PITCHER	IP	WLS	BF	H	R	ER	SO	BB	IBB	HBP	BLK	WP	HR	S	P	ERA	WHIP

Batter	1	2	3	4	5	6	7	8	9	AB	R	H	RBI	BB	SO	LOB
Milt Thompson, L (1, 8) OBP: 0.356, SLG: 0.451	F8	1-2 3-H 1B		K		1-2 2-H 1B			FC6-4 1B	5	0	3	1	0	1	0
Glenn Wilson, R (1, 9) (8, 1) OBP: 0.316, SLG: 0.410	HBP	4-3			G3 6-3 2B		K		FC6-4 1-2f	4	1	1	0	0	1	3
Von Hayes, L (1, 3) OBP: 0.434, SLG: 0.532 Greg Gross, L (7, 3) OBP: 0.404, SLG: 0.383	K	K		G3 2-3		K	K			4 0	0 0	0 0	0 0	0 0	3 0	2 0
Mike Schmidt, R (1, 5) OBP: 0.390, SLG: 0.542 Rick Schu, R (6, 5) OBP: 0.304, SLG: 0.444	F9		FC6-4 1B	6-3 3-H		F7				3 1	0 0	1 0	1 0	0 0	0 0	1 0
Chris James, R (1, 7) OBP: 0.350, SLG: 0.567		6-3	FC6-4 BB 1-2f	K				K		4	0	0	0	0	2	1
Darren Daulton, L (1, 2) OBP: 0.289, SLG: 0.338		WP 1B BB	FC4-6 1-2 BB			FC5-4 BB		K		1	1	0	0	3	1	0
Luis Aguayo, R (1, 4) OBP: 0.278, SLG: 0.420		K 1-2	FC4-6 1-2f			FC5-4 1-2f 1B 1B		F9		4	0	0	0	0	1	4
Steve Jeltz, S (1, 6) OBP: 0.303, SLG: 0.252		1B 1B BB		3-1		1-2 1B 1B			1-3	3	1	1	0	1	0	0
Kevin Gross, R (1, 1) OBP: 0.182, SLG: 0.143 Jeff Calhoun, L (5, 1) Ron Roenicke, S (6, PH) OBP: 0.309, SLG: 0.319 Michael Jackson, R (6, 1) OBP: 0.188, SLG: 0.133 Kent Tekulve, R (7, 1) Jeff Stone, L (8, 9) OBP: 0.341, SLG: 0.361		1B 1-3 2-H 1B		F4		F8			K	2 0 1 0 0 1	0 0 0 0 0 0	1 0 0 0 0 0	1 0 0 0 0 0	0 0 0 0 0 1	0 0 2 0 0 0	0 0 0 0 0 0
Inning Stats	R: 0 E: 0 K: 1 S: 5 H: 0 LOB: 1 BB: 0 P: 6	R: 2 E: 0 K: 1 S: 7 H: 2 LOB: 2 BB: 2 P: 15	R: 0 E: 0 K: 1 S: 6 H: 1 LOB: 2 BB: 1 P: 10	R: 0 E: 0 K: 1 S: 5 H: 0 LOB: 0 BB: 0 P: 5	R: 1 E: 0 K: 1 S: 6 H: 1 LOB: 0 BB: 0 P: 6	R: 0 E: 0 K: 0 S: 4 H: 2 LOB: 2 BB: 1 P: 8	R: 0 E: 0 K: 2 S: 7 H: 0 LOB: 0 BB: 0 P: 7	R: 0 E: 0 K: 2 S: 7 H: 0 LOB: 0 BB: 0 P: 7	R: 0 E: 0 K: 1 S: 6 H: 1 LOB: 1 BB: 0 P: 6	1B: 6 2B: 1 3B: 0 HR: 0	SF: 0 SAC: 0 DP: 0 HBP: 1			WP: 1 PB: 0 SB: 0 CS: 0	PA: 38	

TOP

Philadelphia Phillies @ New York Mets

Shea Stadium, Flushing, NY

Wed Aug 05 1987, 7:05 PM EDT

Att. 28,178 - Unknown

livebaseballscorecards.com

AB	33
R	3
H	7
RBI	3
BB	4
SO	10
LOB	13

PITCHER		IP	WLS	BF	H	R	ER	SO	BB	IBB	HBP	BLK	WP	HR	S	P	ERA	WHIP
John Mitchell, R ERA: 4.31	(1, 1)	6.0	W	28	6	3	3	5	4	0	1	0	1	0	33	50	4.50	1.667
Randy Myers, L ERA: 5.09	(7, 1)	3.0	S	10	1	0	0	5	0	0	0	0	0	0	20	20	0.00	0.333

PITCHER	IP	WLS	BF	H	R	ER	SO	BB	IBB	HBP	BLK	WP	HR	S	P	ERA	WHIP

BOTTOM

Philadelphia Phillies @ New York Mets

Shea Stadium, Flushing, NY

Wed Aug 05 1987, 7:05 PM EDT

Att. 28,178 - Unknown

livebaseballscorecards.com

Batter	1	2	3	4	5	6	7	8	9	AB	R	H	RBI	BB	SO	LOB
Lenny Dykstra, L (1, 8) OBP: 0.352, SLG: 0.462	K	F8		4-3	1B FC4-6 HBP		6-3 SF7 2B			4	2	1	0	0	1	0
Wally Backman, S (1, 4) OBP: 0.305, SLG: 0.282	BLK HR 1B	1B 1B		L9	FC4-6 1-3 2-H 3-H 1B		6-3 2-3			5	1	3	2	0	0	1
Keith Hernandez, L (1, 3) OBP: 0.388, SLG: 0.441 Barry Lyons, R (7, 2) OBP: 0.260, SLG: 0.326	HR 1-2 BB	FC4-6 1-2 1B		F7	FC4-6 BB 1-2f 3-H		SF7 3-H			3 0	1 0	1 0	1 1	1 0	0 0	1 0
Darryl Strawberry, L (1, 9) OBP: 0.402, SLG: 0.574	HR 1-H 2-H	FC4-6 1-2f			1B 2B HBP BB		1B			3	2	2	3	1	0	2
Kevin McReynolds, R (1, 7) OBP: 0.334, SLG: 0.505	S 1B 1B		5-3		1B 2B L5		4-3			5	2	2	0	0	0	3
Gary Carter, R (1, 2) OBP: 0.296, SLG: 0.422 (7, 3)	F8	HR			1B 2B 1-H 2-H	HR		6-3		5	3	3	4	0	0	1
Howard Johnson, S (1, 5) OBP: 0.361, SLG: 0.526	S 1-H 1B	FC6-4 1B			SH5-4 1B 1B IBB	4-3		S S S K		4	1	2	1	1	1	0
Rafael Santana, R (1, 6) OBP: 0.310, SLG: 0.365	F4 1-2	FC6-4 1-2f			SH5-4 1-2 2-H 1B	6-3		1-3		5	1	1	1	0	0	2
John Mitchell, R (1, 1) OBP: 0.074, SLG: 0.111 Dave Magadan, L (6, PH) OBP: 0.385, SLG: 0.448 Randy Myers, L (7, 1) OBP: 0.200, SLG: 0.200		L3	5-3		SH5-4 1-2 2-3	F7				2 1 0	0 0 0	0 0 0	0 0 0	0 0 0	0 0 0	1 0 0
Inning Stats	R: 4 H: 4 E: 0 LOB: 1 K: 1 BB: 1 S: 9 P: 13	R: 0 H: 2 E: 0 LOB: 2 K: 0 BB: 0 S: 5 P: 5	R: 1 H: 2 E: 0 LOB: 1 K: 0 BB: 0 S: 5 P: 5	R: 0 H: 0 E: 0 LOB: 0 K: 0 BB: 0 S: 3 P: 3	R: 6 H: 4 E: 0 LOB: 2 K: 0 BB: 2 S: 7 P: 17	R: 1 H: 1 E: 0 LOB: 0 K: 0 BB: 0 S: 4 P: 4	R: 1 H: 2 E: 0 LOB: 1 K: 0 BB: 0 S: 5 P: 5	R: 0 H: 0 E: 0 LOB: 0 K: 1 BB: 0 S: 5 P: 5		1B: 10 SF: 1 2B: 2 SAC: 1 3B: 0 DP: 0 HR: 3 HBP: 2						

	AB	37
	R	13
	H	15
	RBI	13
	BB	3
	SO	2
	LOB	11

PITCHER		IP	WLS	BF	H	R	ER	SO	BB	IBB	HBP	BLK	WP	HR	S	P	ERA	WHIP
Kevin Gross, R ERA: 4.79	(1, 1)	4.0	L	26	11	10	10	1	1	1	1	1	0	2	25	34	22.50	3.000
Jeff Calhoun, L ERA: 3.86	(5, 1)	1.0		6	1	1	1	0	1	0	1	0	0	0	4	9	9.00	2.000
Michael Jackson, R ERA: 4.38	(6, 1)	1.1		6	2	2	2	0	0	0	0	0	0	1	6	6	13.50	1.500
Kent Tekulve, R ERA: 3.61	(7, 1)	0.2		3	1	0	0	0	0	0	0	0	0	0	3	3	0.00	1.500
Glenn Wilson, R ERA:	(8, 1)	1.0		3	0	0	0	1	0	0	0	0	0	0	5	5	0.00	0.000

PITCHER	IP	WLS	BF	H	R	ER	SO	BB	IBB	HBP	BLK	WP	HR	S	P	ERA	WHIP

Chicago Cubs @ New York Mets

Shea Stadium, Flushing, NY

Thu Aug 06 1987, 7:05 PM EDT

Att. 37,584 - Unknown

TOP

livebaseballscorecards.com

Batter	1	2	3	4	5	6	7	8	9	AB	R	H	RBI	BB	SO	LOB
Dave Martinez, L (1, 8) OBP: 0.389, SLG: 0.416	G3		5-3		1-2 1B		BB 1-3 2-H 1B	4-3		3	0	1	0	0	0	0
Bob Dernier, R (7, PH) OBP: 0.408, SLG: 0.488 (7, 8)										2	0	1	1	0	0	1
23 Ryne Sandberg, R (1, 4) OBP: 0.380, SLG: 0.481	K		L6		F8		BB IBB		G3	4	0	0	0	1	1	2
Leon Durham, L (1, 3) OBP: 0.349, SLG: 0.502	F8			4-3		CS 1B	SF7 3-H		FC6-4 1B	3	0	1	0	0	0	0
Manny Trillo, R (7, PH) OBP: 0.411, SLG: 0.532 (7, 3)										1	0	1	1	0	0	0
Andre Dawson, R (1, 9) OBP: 0.322, SLG: 0.579		HR		HR		F2 BBB	1-2 2-3 BB		FC6-4 1-2f	4	2	2	2	1	0	2
Jerry Mumphrey, S (1, 7) OBP: 0.385, SLG: 0.491		4-3 2B		4-3		K 1-2	5-3		4-3	4	0	1	0	0	1	4
Frank DiPino, L (7, 1)										0	0	0	0	0	0	0
Jay Baller, R (8, 1)										0	0	0	0	0	0	0
Jody Davis, R (9, PH) OBP: 0.330, SLG: 0.409										1	0	0	0	0	0	1
Lee Smith, R (9, 1)										0	0	0	0	0	0	0
Keith Moreland, R (1, 5) OBP: 0.304, SLG: 0.461		4-3 2-3		K			1B 1B 2B		HR	4	2	2	1	0	1	1
Jim Sundberg, R (1, 2) OBP: 0.358, SLG: 0.394		L6			P4		1B 1B 2-3 1B		6-3	4	1	1	0	0	0	1
Paul Noce, R (1, 6) OBP: 0.256, SLG: 0.338		5-3			5-3		1B SF7 1-2 3-H 1B		4-3	2	0	0	0	0	0	1
Luis Quinones, S (7, PH) OBP: 0.250, SLG: 0.226 (7, 6)										2	1	1	1	0	0	0
Les Lancaster, R (1, 1) OBP: 0.050, SLG: 0.050			5-3		1B		K		1B	2	0	1	0	0	0	0
Rafael Palmeiro, L (7, PH) OBP: 0.319, SLG: 0.540										0	0	0	0	0	0	0
Brian Dayett, R (7, PH) OBP: 0.416, SLG: 0.559 (7, 7)										2	0	1	0	0	1	2

Inning Stats																															
	R: 0	H: 0	R: 1	H: 2	R: 0	H: 0	R: 1	H: 1	R: 0	H: 2	R: 0	H: 1	R: 3	H: 4	R: 1	H: 2	R: 0	H: 1	1B: 8	SF: 1	WP: 0	PA: 41
	E: 0	LOB: 0	E: 0	LOB: 1	E: 0	LOB: 0	E: 0	LOB: 0	E: 0	LOB: 2	E: 0	LOB: 1	E: 0	LOB: 3	E: 0	LOB: 1	E: 0	LOB: 1	2B: 3	SAC: 0	PB: 0	
	K: 1	BB: 0	K: 0	BB: 0	K: 0	BB: 0	K: 1	BB: 0	K: 0	BB: 0	K: 1	BB: 0	K: 1	BB: 2	K: 0	BB: 0	K: 0	BB: 0	3B: 0	DP: 1	SB: 0	
	S: 5	P: 5	S: 5	P: 5	S: 3	P: 3	S: 6	P: 6	S: 5	P: 5	S: 5	P: 5	S: 9	P: 17	S: 5	P: 5	S: 4	P: 4	HR: 3	HBP: 0	CS: 1	

PITCHER		IP	WLS	BF	H	R	ER	SO	BB	IBB	HBP	BLK	WP	HR	S	P	ERA	WHIP
Terry Leach, R ERA: 2.85	(1, 1)	6.0		26	9	5	5	3	0	0	0	0	0	2	32	32	7.50	1.500
Jesse Orosco, L ERA: 4.74	(7, 1)	1.0		6	1	0	0	1	1	1	0	0	0	0	6	14	0.00	2.000
Roger McDowell, R ERA: 3.88	(8, 1)	2.0	W	9	3	1	1	0	0	0	0	0	0	1	9	9	4.50	1.500

PITCHER	IP	WLS	BF	H	R	ER	SO	BB	IBB	HBP	BLK	WP	HR	S	P	ERA	WHIP

AB	38
R	6
H	13
RBI	6
BB	2
SO	4
LOB	15

Chicago Cubs @ New York Mets

Shea Stadium, Flushing, NY

Thu Aug 06 1987, 7:05 PM EDT

Att. 37,584 - Unknown

BOTTOM

Batter	1	2	3	4	5	6	7	8	9	AB	R	H	RBI	BB	SO	LOB
Lenny Dykstra, L (1, 8) OBP: 0.350, SLG: 0.463	F5	P3			1B 2B		B2		1B SH3-4 1B BB	4	1	1	0	0	0	2
Roger McDowell, R (8, 1) OBP: 0.333, SLG: 0.364										0	0	0	0	0	0	0
Lee Mazzilli, S (9, PH) OBP: 0.414, SLG: 0.484										0	1	0	0	1	0	0
Wally Backman, S (1, 4) OBP: 0.305, SLG: 0.283	F7		F8		2-H 1B		E1 1-3 1B		SH3-4 1-2	3	0	1	1	0	0	0
Tim Teufel, R (7, PH) (8, 4) OBP: 0.420, SLG: 0.593										1	0	1	0	0	0	0
Keith Hernandez, L (1, 3) OBP: 0.388, SLG: 0.439	HR 1B		K		K		E1 1-3 3-H		1B 1B IBB	4	1	1	1	1	2	2
Darryl Strawberry, L (1, 9) OBP: 0.405, SLG: 0.591	1-H HR		K			HR	K		1-2 2-3 1B	5	2	3	3	0	2	1
Kevin McReynolds, R (1, 7) OBP: 0.337, SLG: 0.505	F7			BB L5-3		1B		L6	1-2 2-3 3-H 1B	4	0	2	1	1	0	0
Gary Carter, R (1, 2) OBP: 0.293, SLG: 0.417		6-3		L5-3 1-2		F7		K		4	0	0	0	0	1	2
Howard Johnson, S (1, 5) OBP: 0.362, SLG: 0.533		HR		L6		F3		BB		3	1	1	1	1	0	1
Rafael Santana, R (1, 6) OBP: 0.309, SLG: 0.364		K			G3	F9		1-3 1B		4	0	1	0	0	1	1
Terry Leach, R (1, 1) OBP: 0.107, SLG: 0.074										2	0	1	0	0	0	0
Jesse Orosco, R (7, 1)										0	0	0	0	0	0	0
Mookie Wilson, S (7, PH) (8, 8) OBP: 0.345, SLG: 0.447		1B			F8		1B E 1B		5-3	2	1	1	0	0	0	2
Inning Stats	R: 2 E: 0 K: 0 S: 5 H: 2 LOB: 0 BB: 0 P: 5	R: 1 E: 0 K: 1 S: 7 H: 2 LOB: 1 BB: 0 P: 7	R: 0 E: 0 K: 2 S: 7 H: 0 LOB: 0 BB: 0 P: 7	R: 0 E: 0 K: 0 S: 2 H: 0 LOB: 0 BB: 1 P: 6	R: 1 E: 0 K: 1 S: 7 H: 2 LOB: 1 BB: 0 P: 7	R: 1 E: 0 K: 0 S: 5 H: 2 LOB: 1 BB: 0 P: 5	R: 1 E: 1 K: 1 S: 7 H: 2 LOB: 1 BB: 0 P: 7	R: 0 E: 0 K: 1 S: 6 H: 1 LOB: 2 BB: 1 P: 10	R: 1 E: 0 K: 0 S: 3 H: 2 LOB: 3 BB: 2 P: 11	1B: 9 2B: 2 3B: 0 HR: 3 SF: 0 SAC: 1 DP: 1 HBP: 0							

livebaseballscorecards.com

AB	36
R	7
H	13
RBI	7
BB	4
SO	6
LOB	11

WP: 0 PB: 0 SB: 0 CS: 0 PA: 41

PITCHER		IP	WLS	BF	H	R	ER	SO	BB	IBB	HBP	BLK	WP	HR	S	P	ERA	WHIP
Les Lancaster, R ERA: 4.87	(1, 1)	6.0		26	8	5	5	4	1	0	0	0	0	3	33	37	7.50	1.500
Frank DiPino, L ERA: 3.22	(7, 1)	1.0		5	2	1	1	1	0	0	0	0	0	0	7	7	9.00	2.000
Jay Baller, R ERA: 15.75	(8, 1)	1.0		5	1	0	0	1	1	0	0	0	0	0	6	10	0.00	2.000
Lee Smith, R ERA: 2.69	(9, 1)	0.1	L	5	2	1	1	0	1	1	0	0	0	0	3	11	27.00	9.000

PITCHER	IP	WLS	BF	H	R	ER	SO	BB	IBB	HBP	BLK	WP	HR	S	P	ERA	WHIP

Batter	1	2	3	4	5	6	7	8	9	AB	R	H	RBI	BB	SO	LOB
Dave Martinez, L (1, 8) OBP: 0.384, SLG: 0.410	4-3		K 1-2		4-3			F7		4	0	0	0	0	1	1
23 Ryne Sandberg, R (1, 4) OBP: 0.378, SLG: 0.488	K		F9			1-3		HR		4	1	1	1	0	1	1
Leon Durham, L (1, 3) OBP: 0.345, SLG: 0.496	F7			K		F5		F8		4	0	0	0	0	1	0
Andre Dawson, R (1, 9) OBP: 0.324, SLG: 0.576		E S BB		2B BB		K		K		2	0	0	0	2	2	0
Rafael Palmeiro, L (1, 7) OBP: 0.327, SLG: 0.549		F8		FC5-2 1-3 2B			1B 1B		G3	4	0	2	0	0	0	1
Keith Moreland, R (1, 5) OBP: 0.302, SLG: 0.456		F7		FC5-2 2-3			F8		6-3	4	0	0	0	0	0	4
Jody Davis, R (1, 2) OBP: 0.329, SLG: 0.407		K 1-3		K			1-3 1B		F8	4	0	1	0	0	2	3
Luis Quinones, S (1, 6) OBP: 0.257, SLG: 0.212			FC2-6 BB	K	K		K			2	0	0	0	1	2	2
Rick Sutcliffe, L (1, 1) OBP: 0.209, SLG: 0.183			FC2-6 PB 1-2f	K	K		K			2	0	0	0	1	1	
Jerry Mumphrey, S (7, PH) OBP: 0.383, SLG: 0.488										1	0	0	0	1	2	
Ed Lynch, R (7, 1) OBP: 0.091, SLG: 0.091										0	0	0	0	0	0	

TOP

Chicago Cubs @ New York Mets

Shea Stadium, Flushing, NY

Fri Aug 07 1987, 7:05 PM EDT

Att. 43,440 - Unknown

livebaseballscorecards.com

AB	31
R	1
H	4
RBI	1
BB	3
SO	11
LOB	15

Inning Stats	1	2	3	4	5	6	7	8	9
R	0	0	0	0	0	0	0	1	0
E	0	0	0	0	0	0	0	0	0
K	1	1	1	2	2	1	2	1	0
S	5	5	5	8	7	5	9	6	3
H	0	0	0	1	0	0	2	1	0
LOB	0	1	1	2	0	0	2	0	0
BB	0	1	1	1	0	0	0	0	0
P	5	9	9	12	7	5	9	6	3

1B	2
2B	1
3B	0
HR	1
SF	0
SAC	0
DP	0
HBP	0
WP	0
PB	1
SB	1
CS	0
PA	34

PITCHER	IP	WLS	BF	H	R	ER	SO	BB	IBB	HBP	BLK	WP	HR	S	P	ERA	WHIP
Ron Darling, R (1, 1) ERA: 4.42	9.0	W	34	4	1	1	11	3	0	0	0	0	1	53	65	1.00	0.778

PITCHER	IP	WLS	BF	H	R	ER	SO	BB	IBB	HBP	BLK	WP	HR	S	P	ERA	WHIP

Batter	1	2	3	4	5	6	7	8	9	AB	R	H	RBI	BB	SO	LOB
Lenny Dykstra, L (1, 8) OBP: 0.349, SLG: 0.460	S S S 0-3 ① K		S S S 0-3 ② K		x 0-0 CS F8 1B	x 0-0 ③ F9				4	0	1	0	0	2	0
Wally Backman, S (1, 4) OBP: 0.308, SLG: 0.287	x 0-0 S 1B 1B		x 0-0 S 2B 1B		x 0-0 ① F8 1-2		x 0-0 ① 3-1			4	1	2	0	0	0	1
Keith Hernandez, L (1, 3) OBP: 0.389, SLG: 0.442	S S S 0-3 ② K 1-2		x 0-0 1-H 1B 2B		x 0-0 ② WP 2B 2-3 1B		x 0-0 ② F8			4	1	2	1	0	1	1
Darryl Strawberry, L (1, 9) OBP: 0.408, SLG: 0.591	x 0-0 ③ 2-H 1B		4-0 1B IBB		1-2 2B IBB		x 0-0 ③ F7			2	1	1	0	2	0	0
Kevin McReynolds, R (1, 7) OBP: 0.341, SLG: 0.510		x 0-0 ① 6-3	x 0-0 ③ 1-2 2-H 1B		x 0-0 1-H 2-H 2B			x 0-0 HR 1B		4	1	3	2	0	0	0
Gary Carter, R (1, 2) OBP: 0.295, SLG: 0.425	B B B B 4-0 3B BB			x 0-0 ① F8	x 0-0 ③ F9			x 0-0 1-H HR		3	2	1	2	1	0	1
Howard Johnson, S (1, 5) OBP: 0.361, SLG: 0.535		x 0-0 1-H F7-2 3B		x 0-0 ② F9		x 0-0 ① 1-3		S S S 0-3 ① K		4	0	1	1	0	1	0
Rafael Santana, R (1, 6) OBP: 0.312, SLG: 0.374		x 0-0 ② ③ F7-2 3-H		B B B B 4-0 FC6-4 BB		x 0-0 HR		S S S 0-3 ② K		3	1	1	1	1	1	1
Ron Darling, R (1, 1) OBP: 0.173, SLG: 0.240			S S S 0-3 ① K	x 0-0 ③ FC6-4 1-2f		x 0-0 ② 5-3		S S S 0-3 ③ K		4	0	0	0	0	2	1
Inning Stats	R: 0 E: 0 K: 2 S: 8 H: 2 LOB: 2 BB: 0 P: 8	R: 1 E: 0 K: 0 S: 3 H: 1 LOB: 0 BB: 1 P: 7	R: 1 E: 0 K: 2 S: 9 H: 3 LOB: 2 BB: 1 P: 13	R: 0 E: 0 K: 0 S: 3 H: 0 LOB: 1 BB: 1 P: 7	R: 2 E: 0 K: 0 S: 5 H: 3 LOB: 1 BB: 1 P: 9	R: 1 E: 0 K: 0 S: 4 H: 1 LOB: 0 BB: 0 P: 4	R: 0 E: 0 K: 0 S: 3 H: 0 LOB: 0 BB: 0 P: 3	R: 2 E: 0 K: 3 S: 11 H: 2 LOB: 0 BB: 0 P: 11		1B: 7 2B: 3 3B: 1 HR: 2		SF: 0 SAC: 0 DP: 1 HBP: 0		WP: 1 PB: 0 SB: 2 CS: 1		PA: 36

PITCHER		IP	WLS	BF	H	R	ER	SO	BB	IBB	HBP	BLK	WP	HR	S	P	ERA	WHIP
Rick Sutcliffe, R ERA: 3.42	(1, 1)	6.0	L	28	10	5	5	4	2	2	0	0	1	1	32	48	7.50	2.000
Ed Lynch, R ERA: 4.7	(7, 1)	2.0		8	2	2	2	3	0	0	0	0	0	1	14	14	9.00	1.000

PITCHER	IP	WLS	BF	H	R	ER	SO	BB	IBB	HBP	BLK	WP	HR	S	P	ERA	WHIP

BOTTOM

Chicago Cubs @ New York Mets

Shea Stadium, Flushing, NY

Fri Aug 07 1987, 7:05 PM EDT

Att. 43,440 - Unknown

livebaseballscorecards.com

AB	32
R	7
H	12
RBI	7
BB	4
SO	7
LOB	5

Chicago Cubs @ New York Mets

Shea Stadium, Flushing, NY

Sat Aug 08 1987, 7:05 PM EDT

Att. 47,893 - Unknown

TOP

livebaseballscorecards.com

Batter	1	2	3	4	5	6	7	8	9	AB	R	H	RBI	BB	SO	LOB
Dave Martinez, L (1, 8) OBP: 0.386, SLG: 0.412	23 1B G3-2 1B		23 G6-4-3 1-2 2-H 1B	1-2 3-H 1B		SSS K		4-3 1B	SSS K	6	0	3	2	0	2	0
23 Ryne Sandberg, R (1, 4) OBP: 0.381, SLG: 0.489	1-3 1-3 1B		G6-4-3 1-2f 2-3	L6		1B		1B 6-3 1B 1B		5	1	3	0	0	0	4
Rafael Palmeiro, L (1, 3) OBP: 0.320, SLG: 0.531	1-3 1-2		F8		SSS K	4-3		6-3 1B 1-2 1B		5	0	1	0	0	1	4
Andre Dawson, R (1, 9) OBP: 0.324, SLG: 0.574	G3-2 3-Hf			2B 2B 1B	5-3		F9	6-3 1-2 2-3 1B		5	1	2	0	0	0	2
Jerry Mumphrey, S (1, 7) OBP: 0.388, SLG: 0.500		6-3		1-3 2B 2B	E 2B		1B 1B	6-3 1-2 2-3 3-H		5	1	3	1	0	0	2
Keith Moreland, R (1, 5) OBP: 0.305, SLG: 0.455		6-3		3-1	FC5 E IBB		BB 1-3 1B	IBB		3	0	1	0	2	0	2
Luis Quinones, S (1, 6) OBP: 0.275, SLG: 0.243 Lee Smith, R (8, 1)		4-3		WP 1B 2-H 3-H 2B	E5 1-2 2-3		BBB 4-0 1-2 BB	F7		4 0	1 0	1 0	2 0	1 0	0 0	5 0
Jim Sundberg, R (1, 2) OBP: 0.351, SLG: 0.384			1B 1B 1B	SSS K 2-3	FC5 2-3f		P3		SSS K	5	1	1	0	0	2	7
Mike Mason, L (1, 1) OBP: 0.333, SLG: 0.250 Frank DiPino, L (6, 1) Leon Durham, L (7, PH) OBP: 0.344, SLG: 0.494 Jay Baller, R (7, 1) Paul Noce, R (8, 6) OBP: 0.254, SLG: 0.335			23 G6-4-3 1-2 1B 1B	BBB 4-0 1B BB		SSS K	4-3		F9	2 0 1 0 1	0 0 0 0 0	1 0 0 0 0	0 0 0 0 0	1 0 0 0 0	1 0 0 0 0	0 0 3 0 0
Inning Stats	R: 0 E: 0 K: 0 S: 4 H: 2 LOB: 1 BB: 0 P: 4	R: 0 E: 0 K: 0 S: 3 H: 0 LOB: 0 BB: 0 P: 3	R: 1 E: 0 K: 0 S: 5 H: 3 LOB: 1 BB: 0 P: 5	R: 3 E: 0 K: 1 S: 9 H: 4 LOB: 2 BB: 1 P: 13	R: 0 E: 1 K: 1 S: 7 H: 1 LOB: 3 BB: 1 P: 11	R: 0 E: 0 K: 2 S: 8 H: 1 LOB: 1 BB: 0 P: 8	R: 0 E: 0 K: 0 S: 5 H: 2 LOB: 3 BB: 1 P: 9	R: 1 E: 0 K: 0 S: 6 H: 3 LOB: 3 BB: 1 P: 10	R: 0 E: 0 K: 2 S: 7 H: 0 LOB: 0 BB: 0 P: 7	1B: 13 2B: 4 3B: 0 HR: 0 SF: 0 SAC: 0 DP: 2 HBP: 0							WP: 1 PB: 0 SB: 0 CS: 0 PA: 46

	AB	42
	R	5
	H	16
	RBI	5
	BB	4
	SO	6
	LOB	29

PITCHER	IP	WLS	BF	H	R	ER	SO	BB	IBB	HBP	BLK	WP	HR	S	P	ERA	WHIP
Don Schulze, R (1, 1) ERA: 6.23	3.1	L	16	8	4	4	0	0	0	0	0	0	0	16	16	10.80	2.400
Jeff Innis, R (4, 1) ERA: 3.18	0.2		4	1	0	0	1	1	0	0	0	1	0	5	9	0.00	3.000
Randy Myers, L (5, 1) ERA: 4.88	2.0		10	2	0	0	3	0	1	0	0	0	0	15	19	0.00	1.000
Doug Sisk, R (7, 1) ERA: 3.75	2.0		13	5	1	1	0	1	1	0	0	0	0	11	19	4.50	3.000
Jesse Orosco, L (9, 1) ERA: 4.65	1.0		3	0	0	0	2	0	0	0	0	0	0	7	7	0.00	0.000

PITCHER	IP	WLS	BF	H	R	ER	SO	BB	IBB	HBP	BLK	WP	HR	S	P	ERA	WHIP

Batter	1	2	3	4	5	6	7	8	9	AB	R	H	RBI	BB	SO	LOB
Mookie Wilson, S (1, 8) OBP: 0.339, SLG: 0.441	5-3	SF8 3-H		G3		P6		K		4	0	0	1	0	1	6
Jesse Orosco, R (9, 1)										0	0	0	0	0	0	0
Tim Teufel, R (1, 4) OBP: 0.414, SLG: 0.583	F7	FC4 1-2f			F9		FC5-4 1B BB	5-3 1-2		3	0	0	0	0	0	2
Wally Backman, S (7, PH) OBP: 0.310, SLG: 0.286 (8, 4)										1	0	0	0	1	0	1
Keith Hernandez, L (1, 3) OBP: 0.389, SLG: 0.440	K		G5-4-3 BB		K		FC5-4 1-2 1B		F8	4	0	1	0	1	2	0
Darryl Strawberry, L (1, 9) OBP: 0.409, SLG: 0.591		FC6-4 HBP	G5-4-3 1-2f		K		K		BB	0	0	0	0	0	0	0
Lee Mazzilli, S (2, PR) OBP: 0.409, SLG: 0.468 (3, 9)										3	0	0	0	1	2	3
Kevin McReynolds, R (1, 7) OBP: 0.337, SLG: 0.504		FC6-4 BB 1-2f 1B	4-3			F9	FC5-4 BB 1-2f 2-3		K	5	1	0	0	0	1	4
Gary Carter, R (1, 2) OBP: 0.302, SLG: 0.425		1B 1-2 1B BB		1B BB		FC5-4 1B	1B 1-2 BB		FC6-4 1-2f	2	1	1	0	3	0	1
Howard Johnson, S (1, 5) OBP: 0.360, SLG: 0.532		1B SF8 1-2 2-H 1B		F4		FC5-4 BB 1B 1-2f	K			4	1	1	1	0	1	5
Rafael Santana, R (1, 6) OBP: 0.317, SLG: 0.379		BB 1-3 2-H 1B		1-2 1B		BB 1-2 1B		5-3		4	0	3	1	0	0	0
Don Schulze, R (1, 1)										0	0	0	0	1	0	0
Jeff Innis, R (4, 1)										0	0	0	0	0	0	0
Bill Almon, R (4, PH) OBP: 0.323, SLG: 0.298										1	0	0	0	0	1	2
Randy Myers, L (5, 1) OBP: 0.200, SLG: 0.200										0	0	0	0	0	0	0
Dave Magadan, L (6, PH) OBP: 0.389, SLG: 0.448										0	0	0	0	1	0	0
Doug Sisk, R (7, 1)										0	0	0	0	0	0	0
Lenny Dykstra, L (8, PH) OBP: 0.351, SLG: 0.460 (9, 8)		FC4 1-2 BB		K		BB 1-2 2-3 BB		S		0	0	0	0	1	0	0
Inning Stats	R: 0 E: 0 K: 1 S: 5 H: 0 LOB: 0 BB: 0 P: 5	R: 3 E: 0 K: 0 S: 5 H: 2 LOB: 2 BB: 2 P: 14	R: 0 E: 0 K: 0 S: 2 H: 0 LOB: 0 BB: 1 P: 6	R: 0 E: 0 K: 1 S: 6 H: 1 LOB: 2 BB: 1 P: 10	R: 0 E: 0 K: 2 S: 7 H: 0 LOB: 0 BB: 0 P: 7	R: 0 E: 0 K: 0 S: 5 H: 2 LOB: 3 BB: 1 P: 9	R: 0 E: 0 K: 2 S: 8 H: 1 LOB: 3 BB: 2 P: 16	R: 0 E: 0 K: 1 S: 5 H: 0 LOB: 1 BB: 1 P: 9	R: 0 E: 0 K: 1 S: 5 H: 0 LOB: 1 BB: 1 P: 9	1B: 6 2B: 0 3B: 0 HR: 0	SF: 1 SAC: 0 DP: 1 HBP: 1						

PITCHER		IP	WLS	BF	H	R	ER	SO	BB	IBB	HBP	BLK	WP	HR	S	P	ERA	WHIP
Mike Mason, L ERA: 5.34	(1, 1)	5.2	W	26	5	3	3	4	4	0	1	0	0	0	29	46	4.76	1.588
Frank DiPino, L ERA: 3.2	(6, 1)	0.1		2	0	0	0	0	1	0	0	0	0	0	1	5	0.00	3.000
Jay Baller, R ERA: 12.6	(7, 1)	1.0		6	1	0	0	2	2	0	0	0	0	0	8	16	0.00	3.000
Lee Smith, R ERA: 2.6	(8, 1)	2.0	S	8	0	0	0	2	2	0	0	0	0	0	10	18	0.00	1.000

PITCHER	IP	WLS	BF	H	R	ER	SO	BB	IBB	HBP	BLK	WP	HR	S	P	ERA	WHIP

BOTTOM

Chicago Cubs @ New York Mets

Shea Stadium, Flushing, NY

Sat Aug 08 1987, 7:05 PM EDT

Att. 47,893 - Unknown

livebaseballscorecards.com

AB	31
R	3
H	6
RBI	3
BB	9
SO	8
LOB	24

PA: 42

Batter	1	2	3	4	5	6	7	8	9	AB	R	H	RBI	BB	SO	LOB
Dave Martinez, L (1, 8) OBP: 0.384, SLG: 0.408	K		F7		23 FC6-4 1B		FC4-6 23 S 23 1B 1-2f 2-3		K	5	1	1	0	0	2	4
23 Ryne Sandberg, R (1, 4) OBP: 0.381, SLG: 0.488	1-3		5-3		FC6-4 1-2f		1B 1-H 3-H		1-2	5	0	2	1	0	0	2
Leon Durham, L (1, 3) OBP: 0.340, SLG: 0.487	F7			F8		3-1	K		F7	5	0	0	0	0	1	3
Andre Dawson, R (1, 9) OBP: 0.325, SLG: 0.572		F9		1B		K	1-2		K	5	0	2	0	0	2	2
Rafael Palmeiro, L (1, 7) OBP: 0.308, SLG: 0.510		K		F7		F6	4-3			4	0	0	0	0	1	3
Keith Moreland, R (1, 5) OBP: 0.305, SLG: 0.453		6-3		5-3			BB 1B	K		4	1	1	0	0	1	1
Luis Quinones, S (1, 6) OBP: 0.302, SLG: 0.282			1B 2B	F5			B B B B 1B 1B 1-2 BB	6-3		2	2	1	0	1	0	0
Paul Noce, R (7, 6) OBP: 0.253, SLG: 0.333										1	0	0	0	0	0	0
Jody Davis, R (1, 2) OBP: 0.331, SLG: 0.417			F8	HR			FC4-6 1B 23 E 1-3 2-H	5-3		4	2	2	2	0	0	1
Scott Sanderson, R (1, 1) OBP: 0.179, SLG: 0.231			2-H 1B	K			FC4-6 1-2 3-H		23 1B	2	0	1	1	0	1	0
Jerry Mumphrey, S (7, PH) OBP: 0.390, SLG: 0.502										1	0	1	1	0	0	0
Frank DiPino, L (7, 1) OBP: 1.000, SLG: 1.000										1	0	1	0	0	0	0
Lee Smith, R (9, 1)										0	0	0	0	0	0	0
Inning Stats	R: 0 E: 0 K: 1 S: 5 H: 0 LOB: 0 BB: 0 P: 5	R: 0 E: 0 K: 1 S: 5 H: 0 LOB: 0 BB: 0 P: 5	R: 1 E: 0 K: 0 S: 5 H: 2 LOB: 1 BB: 0 P: 5	R: 0 E: 0 K: 0 S: 4 H: 1 LOB: 1 BB: 0 P: 4	R: 1 E: 0 K: 1 S: 7 H: 2 LOB: 1 BB: 0 P: 7	R: 0 E: 0 K: 1 S: 5 H: 0 LOB: 0 BB: 0 P: 5	R: 4 E: 0 K: 1 S: 10 H: 5 LOB: 2 BB: 1 P: 14	R: 0 E: 0 K: 1 S: 5 H: 0 LOB: 0 BB: 0 P: 5	R: 0 E: 0 K: 2 S: 9 H: 2 LOB: 2 BB: 0 P: 9	1B: 10 2B: 1 3B: 0 HR: 1 SF: 0 SAC: 0 DP: 0 HBP: 0						

PITCHER		IP	WLS	BF	H	R	ER	SO	BB	IBB	HBP	BLK	WP	HR	S	P	ERA	WHIP
Dwight Gooden, R ERA: 2.92	(1, 1)	6.1	L	29	9	6	6	4	1	0	0	0	0	1	36	40	8.53	1.579
Randy Myers, L ERA: 4.81	(7, 1)	0.2		3	1	0	0	1	0	0	0	0	0	0	5	5	0.00	1.500
Jeff Innis, R ERA: 2.84	(8, 1)	2.0		8	2	0	0	3	0	0	0	0	0	0	14	14	0.00	1.000

PITCHER	IP	WLS	BF	H	R	ER	SO	BB	IBB	HBP	BLK	WP	HR	S	P	ERA	WHIP

TOP

Chicago Cubs @ New York Mets

Shea Stadium, Flushing, NY

Sun Aug 09 1987, 3:33 AM EDT

Att. 49,031 - Unknown

livebaseballscorecards.com

AB	39
R	6
H	12
RBI	5
BB	1
SO	8
LOB	16

WP: 0	PB: 0	SB: 2	CS: 0
PA: 40			

BOTTOM

Chicago Cubs @ New York Mets

Shea Stadium, Flushing, NY

Sun Aug 09 1987, 3:33 AM EDT

Att. 49,031 - Unknown

Batter	1	2	3	4	5	6	7	8	9	AB	R	H	RBI	BB	SO	LOB
Lenny Dykstra, L (1, 8) OBP: 0.346, SLG: 0.452	4-3		F7		G3-2-3 3-Hf		FC3 E S 1-2f		F6	5	0	0	0	0	0	5
Wally Backman, S (1, 4) OBP: 0.310, SLG: 0.283	1-3		4-3			4-0 1B 2B BB	F8		4-0 1B 1-2 BB	2	1	0	0	1	0	0
Tim Teufel, R (7, PH) OBP: 0.415, SLG: 0.580 (8, 4)										1	0	0	0	1	0	1
Dave Magadan, L (1, 3) OBP: 0.409, SLG: 0.465 (7, 5)	1B			G4-6-3 1B		2B 1-3 1B	FC6 1-3 BB		1-2 2-H 1B	4	0	4	1	1	0	0
Kevin McReynolds, R (1, 7) OBP: 0.333, SLG: 0.498	K			F8		K	FC6 1-2		F4	5	0	0	0	0	2	8
Howard Johnson, S (1, 5) OBP: 0.359, SLG: 0.532 (7, 6)		F9		G4-6-3 1-2f		1-3 3-H 2B		L7		4	0	1	1	0	0	1
Mookie Wilson, S (1, 9) OBP: 0.348, SLG: 0.458		HR			1B HBP G3-2-3 1B	IBB		E6 L6-4 1B		3	1	3	1	1	0	0
Barry Lyons, R (1, 2) OBP: 0.275, SLG: 0.333										1	0	1	0	0	0	0
Keith Hernandez, L (6, PH) OBP: 0.387, SLG: 0.438 (7, 3)	G6-4-3 1B				1-2 1B HBP	F3		L6-4 2-3		2	0	0	0	0	0	4
Rafael Santana, R (1, 6) OBP: 0.315, SLG: 0.376					F9	F2			F8	2	0	0	0	0	0	3
Gary Carter, R (6, PH) OBP: 0.300, SLG: 0.423 (7, 2)	G6-4-3 1-2f									2	0	0	0	0	0	3
Dwight Gooden, R (1, 1) OBP: 0.243, SLG: 0.243			5-3		1-2 2-3 1B		FC3 1B		BB 1B 1B	2	0	1	0	0	0	0
Randy Myers, L (7, 1) OBP: 0.200, SLG: 0.200										0	0	0	0	0	0	0
Lee Mazzilli, S (7, PH) OBP: 0.414, SLG: 0.474										1	0	1	0	0	0	0
Jeff Innis, R (8, 1)										0	0	0	0	0	0	0
Bill Almon, R (9, PH) OBP: 0.333, SLG: 0.310										1	1	1	0	0	0	0
Inning Stats	R: 0 E: 0 K: 1 S: 6 H: 1 LOB: 1 BB: 0 P: 6	R: 1 E: 0 K: 0 S: 4 H: 2 LOB: 0 BB: 0 P: 4	R: 0 E: 0 K: 0 S: 3 H: 0 LOB: 0 BB: 0 P: 3	R: 0 E: 0 K: 0 S: 3 H: 1 LOB: 0 BB: 0 P: 3	R: 0 E: 0 K: 0 S: 4 H: 2 LOB: 2 BB: 0 P: 5	R: 1 E: 0 K: 1 S: 7 H: 2 LOB: 3 BB: 2 P: 15	R: 0 E: 0 K: 0 S: 4 H: 1 LOB: 2 BB: 1 P: 8	R: 0 E: 1 K: 0 S: 3 H: 1 LOB: 0 BB: 0 P: 3	R: 1 E: 0 K: 0 S: 5 H: 2 LOB: 2 BB: 1 P: 9	1B: 10 2B: 2 3B: 0 HR: 1 SF: 0 SAC: 0 DP: 4 HBP: 1						

livebaseballscorecards.com

AB	35
R	3
H	12
RBI	3
BB	4
SO	2
LOB	25

WP: 0 PB: 0 SB: 1 CS: 0 PA: 40

PITCHER	IP	WLS	BF	H	R	ER	SO	BB	IBB	HBP	BLK	WP	HR	S	P	ERA	WHIP
Scott Sanderson, R (1, 1) ERA: 4.4	6.0	W	26	8	2	2	2	1	1	1	0	0	1	27	36	3.00	1.500
Frank DiPino, L (7, 1) ERA: 3.21	2.2		13	4	1	1	0	2	0	0	0	0	0	11	19	3.38	2.250
Lee Smith, R (9, 1) ERA: 2.59	0.1	S	1	0	0	0	0	0	0	0	0	0	0	1	1	0.00	0.000

PITCHER	IP	WLS	BF	H	R	ER	SO	BB	IBB	HBP	BLK	WP	HR	S	P	ERA	WHIP

Batter	1	2	3	4	5	6	7	8	9	AB	R	H	RBI	BB	SO	LOB
Tim Raines, S (1, 7) OBP: 0.415, SLG: 0.521	4-3		2B		4-3		F8		F8	5	1	1	0	0	0	2
Mitch Webster, S (1, 9) OBP: 0.373, SLG: 0.451	1B BB		1B SF8 2B 2-H		1-3 BB		1-2 BB			1	1	1	1	3	0	0
Hubie Brooks, R (1, 6) OBP: 0.305, SLG: 0.424	K		FC6-4 1B 2-3		1-3 1-2		FC5 2-3f			4	0	1	0	0	1	4
Tim Wallach, R (1, 5) OBP: 0.343, SLG: 0.515	1-3 1B		SF8 3-H		F8			K		3	0	1	1	0	1	1
Andres Galarraga, R (1, 3) OBP: 0.394, SLG: 0.514	F3		FC6-4 1-2f			F8		F8		4	0	0	0	0	0	3
Herm Winningham, L (1, 8) OBP: 0.317, SLG: 0.363		1-3		CS 1B		K		4-3		4	0	1	0	0	1	0
Vance Law, R (1, 4) OBP: 0.374, SLG: 0.468		G6-4-3 1B		K		6-3			1B	4	0	2	0	0	1	1
Jeff Reed, L (1, 2) OBP: 0.257, SLG: 0.280		G6-4-3 1-2f		CS 1-2			FC5 BB 1B		L9	4	0	2	0	0	0	2
Dennis Martinez, R (1, 1) OBP: 0.111, SLG: 0.040			K	K 1-2 2-3			B3		K	3	0	0	0	0	2	3
Bob McClure, R (8, 1)										0	0	0	0	0	0	0
Tim Burke, R (8, 1)										1	0	0	0	0	1	1
Inning Stats	R: 0 E: 0 K: 1 S: 6 H: 1 LOB: 2 BB: 1 P: 10	R: 0 E: 0 K: 0 S: 3 H: 1 LOB: 0 BB: 0 P: 3	R: 2 E: 0 K: 1 S: 8 H: 3 LOB: 1 BB: 0 P: 8	R: 0 E: 0 K: 2 S: 8 H: 2 LOB: 1 BB: 0 P: 8	R: 0 E: 0 K: 0 S: 3 H: 0 LOB: 1 BB: 1 P: 7	R: 0 E: 0 K: 1 S: 5 H: 0 LOB: 0 BB: 0 P: 5	R: 0 E: 0 K: 0 S: 4 H: 1 LOB: 2 BB: 1 P: 8	R: 0 E: 0 K: 1 S: 5 H: 0 LOB: 0 BB: 0 P: 5	R: 0 E: 0 K: 1 S: 6 H: 1 LOB: 1 BB: 0 P: 6	1B: 7 2B: 2 3B: 0 HR: 0 SF: 1 SAC: 0 DP: 1 HBP: 0						

PITCHER	IP	WLS	BF	H	R	ER	SO	BB	IBB	HBP	BLK	WP	HR	S	P	ERA	WHIP
John Mitchell, R (1, 1) ERA: 4.18	7.0	L	30	8	2	2	5	3	0	0	0	0	0	37	49	2.57	1.571
Jeff Innis, R (8, 1) ERA: 2.7	1.0		4	1	0	0	1	0	0	0	0	0	0	6	6	0.00	1.000
Jesse Orosco, L (9, 1) ERA: 4.56	1.0		3	0	0	0	1	0	0	0	0	0	0	5	5	0.00	0.000

PITCHER	IP	WLS	BF	H	R	ER	SO	BB	IBB	HBP	BLK	WP	HR	S	P	ERA	WHIP

TOP

Montreal Expos @ New York Mets

Shea Stadium, Flushing, NY

Mon Aug 10 1987, 7:05 PM EDT

Att. 37,915 - Unknown

livebaseballscorecards.com

AB	33
R	2
H	9
RBI	2
BB	3
SO	7
LOB	17

WP: 0 PB: 0 SB: 0 CS: 2 PA: 37

Montreal Expos @ New York Mets

Shea Stadium, Flushing, NY

Mon Aug 10 1987, 7:05 PM EDT

Att. 37,915 - Unknown

BOTTOM

Batter	1	2	3	4	5	6	7	8	9	AB	R	H	RBI	BB	SO	LOB
Lenny Dykstra, L (1, 8) OBP: 0.342, SLG: 0.446	B1	FC3-6 1-2f			4-3		F9			4	0	0	0	0	0	2
Jeff Innis, R (8, 1)										0	0	0	0	0	0	0
Jesse Orosco, R (9, 1)										0	0	0	0	0	0	0
Wally Backman, S (1, 4) OBP: 0.305, SLG: 0.278	F7		4-3		B4-3		L7			4	0	0	0	0	0	1
Keith Hernandez, L (1, 3) OBP: 0.388, SLG: 0.441	E 1B 2B		4-3		2B 1B			4-3		4	1	2	0	0	0	0
Darryl Strawberry, L (1, 9) OBP: 0.408, SLG: 0.590	E6 1B 2-3		E4 S		1-H 2B			SSS K		4	0	1	0	0	1	1
Kevin McReynolds, R (1, 7) OBP: 0.333, SLG: 0.495	1-2 3-H 1B		F7 1-2			B2-3		F8		4	0	1	1	0	0	1
Gary Carter, R (1, 2) OBP: 0.297, SLG: 0.418	F2			F9		L5			F9	4	0	0	0	0	0	2
Howard Johnson, S (1, 5) OBP: 0.356, SLG: 0.526		F9		SSS K		F9			4-3	4	0	0	0	0	1	0
Rafael Santana, R (1, 6) OBP: 0.319, SLG: 0.379		5-3		1B			1B		F5	3	0	2	0	0	0	0
Lee Mazzilli, S (9, PH) OBP: 0.410, SLG: 0.469										1	0	0	0	0	0	0
John Mitchell, R (1, 1) OBP: 0.103, SLG: 0.138		FC3-6 1B		SSS K			SSS K			2	0	1	0	0	1	1
Mookie Wilson, S (7, PH) OBP: 0.347, SLG: 0.456										1	0	0	0	0	1	1
(8, 8)																

Inning Stats	1	2	3	4	5	6	7	8	9
	R: 1 E: 1 K: 0 S: 6	H: 2 LOB: 2 BB: 0 P: 6	R: 0 E: 0 K: 0 S: 4	H: 1 LOB: 1 BB: 0 P: 4	R: 0 E: 1 K: 0 S: 4	H: 0 LOB: 1 BB: 0 P: 4	R: 0 E: 0 K: 2 S: 8	H: 1 LOB: 1 BB: 0 P: 8	R: 0 E: 0 K: 0 S: 4	H: 2 LOB: 2 BB: 0 P: 4	R: 0 E: 0 K: 0 S: 3	H: 0 LOB: 0 BB: 0 P: 3	R: 0 E: 0 K: 1 S: 6	H: 1 LOB: 1 BB: 0 P: 6	R: 0 E: 0 K: 1 S: 5	H: 0 LOB: 0 BB: 0 P: 5	R: 0 E: 0 K: 0 S: 3	H: 0 LOB: 0 BB: 0 P: 3

	AB	R	H	RBI	BB	SO	LOB
AB	35						
R	1						
H	7						
RBI	1						
BB	0						
SO	4						
LOB	9						

	1B	SF	WP	PA
	5	0	0	35
	2B	SAC	PB	
	2	0	0	
	3B	DP	SB	
	0	0	1	
	HR	HBP	CS	
	0	0	0	

livebaseballscorecards.com

PITCHER		IP	WLS	BF	H	R	ER	SO	BB	IBB	HBP	BLK	WP	HR	S	P	ERA	WHIP
Dennis Martinez, R ERA: 3.04	(1, 1)	7.0	W	29	7	1	0	3	0	0	0	0	0	0	35	35	0.00	1.000
Bob McClure, L ERA: 4.54	(8, 1)	0.2		2	0	0	0	1	0	0	0	0	0	0	4	4	0.00	0.000
Tim Burke, R ERA: 1.44	(8, 1)	1.1	S	4	0	0	0	0	0	0	0	0	0	0	4	4	0.00	0.000

PITCHER		IP	WLS	BF	H	R	ER	SO	BB	IBB	HBP	BLK	WP	HR	S	P	ERA	WHIP

Batter	1	2	3	4	5	6	7	8	9	AB	R	H	RBI	BB	SO	LOB
Tim Raines, S (1, 7) OBP: 0.413, SLG: 0.526	3-1		L7		HR		G3			4	1	1	1	0	0	1
Mitch Webster, S (1, 9) OBP: 0.372, SLG: 0.448	BBBB S BB		F7		F7			F5		3	0	0	0	1	0	1
Hubie Brooks, R (1, 6) OBP: 0.304, SLG: 0.433	F9 1-2		SSS K		F5			HR		4	1	1	1	0	1	2
Tim Wallach, R (1, 5) OBP: 0.342, SLG: 0.512	F9			L9 1B 1B		5-3		5-3		4	0	1	0	0	0	1
Andres Galarraga, R (1, 3) OBP: 0.395, SLG: 0.514		E6 FC4-6		1-2 1B		F7		1B		4	0	2	0	0	0	0
Herm Winningham, L (1, 8) OBP: 0.316, SLG: 0.361		FC4-6 E S 1-2f		L9 2-3		S 1B		F7		4	0	1	0	0	0	4
Vance Law, R (1, 4) OBP: 0.371, SLG: 0.464 Randy St. Claire, R (6, 1) OBP: 0.333, SLG: 0.333 Casey Candaele, S (9, PH) OBP: 0.337, SLG: 0.362		F3		F8	SSS K 1-2				1-3	3 0 1	0 0 0	0 0 0	0 0 0	0 0 0	1 0 0	4 0 0
Jeff Reed, L (1, 2) OBP: 0.252, SLG: 0.274 Reid Nichols, R (9, PH) OBP: 0.297, SLG: 0.408		1-3 1-3		4-3			6-3		F4	3 1	0 0	0 0	0 0	0 0	0 0	3 0
Floyd Youmans, R (1, 1) OBP: 0.176, SLG: 0.324 Andy McGaffigan, R (2, 1) Tom Foley, L (6, 4) OBP: 0.306, SLG: 0.393 Dave Engle, R (9, PH) OBP: 0.282, SLG: 0.318			BBBB BB		4-3	4-3			SSS K	0 1 1 1	0 0 0 0	0 0 0 0	0 1 0 0	0 0 0 0	0 0 0 1	0 0 0 0
Inning Stats	R: 0 H: 0 E: 0 LOB: 1 K: 0 BB: 1 S: 3 P: 7	R: 0 H: 0 E: 1 LOB: 1 K: 0 BB: 0 S: 4 P: 4	R: 0 H: 0 E: 0 LOB: 1 K: 1 BB: 1 S: 5 P: 9	R: 0 H: 2 E: 0 LOB: 2 K: 0 BB: 0 S: 5 P: 5	R: 1 H: 1 E: 0 LOB: 0 K: 0 BB: 0 S: 4 P: 4	R: 0 H: 1 E: 0 LOB: 1 K: 1 BB: 0 S: 6 P: 6	R: 0 H: 0 E: 0 LOB: 0 K: 0 BB: 0 S: 3 P: 3	R: 1 H: 2 E: 0 LOB: 1 K: 0 BB: 0 S: 5 P: 5	R: 0 H: 0 E: 0 LOB: 0 K: 1 BB: 0 S: 5 P: 5	1B: 4 2B: 0 3B: 0 HR: 2	SF: 0 SAC: 0 DP: 0 HBP: 0						

PITCHER	IP	WLS	BF	H	R	ER	SO	BB	IBB	HBP	BLK	WP	HR	S	P	ERA	WHIP
Terry Leach, R (1, 1) ERA: 2.8	8.0	W	33	6	2	2	2	2	0	0	0	0	2	35	43	2.25	1.000
Jesse Orosco, L (9, 1) ERA: 4.47	1.0		3	0	0	0	1	0	0	0	0	0	0	5	5	0.00	0.000

PITCHER	IP	WLS	BF	H	R	ER	SO	BB	IBB	HBP	BLK	WP	HR	S	P	ERA	WHIP

TOP

Montreal Expos @ New York Mets

Shea Stadium, Flushing, NY

Tue Aug 11 1987, 7:05 PM EDT

Att. 42,497 - Unknown

livebaseballscorecards.com

AB	34
R	2
H	6
RBI	2
BB	2
SO	3
LOB	16

WP: 0	PA: 36		
PB: 0			
SB: 3			
CS: 0			

Batter	1	2	3	4	5	6	7	8	9	AB	R	H	RBI	BB	SO	LOB
Lenny Dykstra, L (1, 8) OBP: 0.342, SLG: 0.441	BBBB 4-0 1B 2B BB	H 1-0 HBP 1-2 2-3 3-H HBP		x 0-0 ① 6-3		x 0-0 ① F7		x 0-0 ② F8		3	1	0	1	1	0	1
Wally Backman, S (1, 4) OBP: 0.303, SLG: 0.277	x 0-0 S 1-3 2B 1B	SSS 0-3 ① K		x 0-0 ② 4-3		x 0-0 ② G3		x 0-0 ③ FC4-6 1-2f		5	1	1	0	0	1	4
Keith Hernandez, L (1, 3) OBP: 0.389, SLG: 0.443	x 0-0 1-H 3-H 2B	H 1-0 1-2 2-3 3-H HBP		x 0-0 ③ 4-3		x 0-0 ③ F8				3	0	1	3	0	0	0
Darryl Strawberry, L (1, 9) OBP: 0.406, SLG: 0.594	x 0-0 ① L9	SSS 0-3 ② K			x 0-0 HR		SSS 0-3 ① K			4	1	1	1	0	2	4
Kevin McReynolds, R (1, 7) OBP: 0.334, SLG: 0.502	x 0-0 ② F7	SSS 0-3 ③ K			x 0-0 S 1B		x 0-0 HR			4	1	2	1	0	1	4
Gary Carter, R (1, 2) OBP: 0.294, SLG: 0.414	SSS 0-3 ③ K		x 0-0 ① L6		x 0-0 ① F7		x 0-0 ② 6-3			4	0	0	0	0	1	2
Howard Johnson, S (1, 5) OBP: 0.355, SLG: 0.522		BBBB 4-0 2B HBP BB	x 0-0 ② G3		SSS 0-3 ② K 1-2		SSS 0-3 ③ K			3	1	0	0	1	2	1
Rafael Santana, R (1, 6) OBP: 0.324, SLG: 0.385		x 0-0 HBP HBP 1-3 2B	x 0-0 FC6 1B		4-0 IBB			x 0-0 ① F7		3	1	2	0	1	0	0
Terry Leach, R (1, 1) OBP: 0.129, SLG: 0.069 Dave Magadan, L (8, PH) OBP: 0.413, SLG: 0.469 Jesse Orosco, R (9, 1)		BBBB 4-0 HBP HBP BB	x 0-0 ③ FC6 1-2f		SSS 0-3 ③ K			x 0-0 FC4-6 1B		2 1 0	0 0 0	0 1 0	0 0 0	1 0 0	1 0 0	3 0 0
Inning Stats	R: 2 E: 0 K: 1 S: 7 H: 2 LOB: 1 BB: 1 P: 11	R: 2 E: 0 K: 3 S: 10 H: 1 LOB: 3 BB: 2 P: 20	R: 0 E: 0 K: 0 S: 4 H: 1 LOB: 1 BB: 0 P: 4	R: 0 E: 0 K: 0 S: 3 H: 0 LOB: 0 BB: 0 P: 3	R: 1 E: 0 K: 2 S: 9 H: 2 LOB: 2 BB: 1 P: 13	R: 0 E: 0 K: 0 S: 3 H: 0 LOB: 0 BB: 0 P: 3	R: 1 E: 0 K: 2 S: 8 H: 1 LOB: 0 BB: 0 P: 8	R: 0 E: 0 K: 0 S: 4 H: 1 LOB: 1 BB: 0 P: 4		1B: 4 2B: 2 3B: 0 HR: 2 SF: 0 SAC: 0 DP: 0 HBP: 2						

PITCHER		IP	WLS	BF	H	R	ER	SO	BB	IBB	HBP	BLK	WP	HR	S	P	ERA	WHIP
Floyd Youmans, R ERA: 3.91	(1, 1)	1.0	L	10	3	4	4	1	3	0	1	0	0	0	8	21	36.00	6.000
Andy McGaffigan, R ERA: 2.31	(2, 1)	4.0		17	3	1	1	5	0	1	1	0	0	1	25	30	2.25	0.750
Randy St. Claire, R ERA: 4.59	(6, 1)	3.0		11	2	1	1	2	0	0	0	0	0	1	15	15	3.00	0.667

PITCHER	IP	WLS	BF	H	R	ER	SO	BB	IBB	HBP	BLK	WP	HR	S	P	ERA	WHIP

BOTTOM

Montreal Expos @ New York Mets

Shea Stadium, Flushing, NY

Tue Aug 11 1987, 7:05 PM EDT

Att. 42,497 - Unknown

livebaseballscorecards.com

AB	32
R	6
H	8
RBI	6
BB	4
SO	8
LOB	19

Batter	1	2	3	4	5	6	7	8	9	AB	R	H	RBI	BB	SO	LOB
Tim Raines, S (1, 7) OBP: 0.411, SLG: 0.526	4-3		4-3 2-3		K			1B 2B 2-H		4	0	1	1	0	1	2
Tom Foley, L (1, 5) OBP: 0.305, SLG: 0.390	K		6-3 3-H			K		2-3 1B		4	0	1	1	0	2	0
Mitch Webster, S (1, 9) OBP: 0.371, SLG: 0.444	BB		K			F7		P4		3	0	0	0	1	1	2
Hubie Brooks, R (1, 6) OBP: 0.300, SLG: 0.426	5-3			5-3		K		5-3		4	0	0	0	0	1	3
Andres Galarraga, R (1, 3) OBP: 0.396, SLG: 0.512		BB		F8			G4-6-3 1B		3-1	3	0	1	0	1	0	0
Herm Winningham, L (1, 8) OBP: 0.311, SLG: 0.355		K		F8			G4-6-3 1-2f		1-3	4	0	0	0	0	1	2
Casey Candaele, S (1, 4) OBP: 0.333, SLG: 0.358		P4	K				F7		4-3	4	0	0	0	0	1	1
Mike Fitzgerald, R (1, 2) OBP: 0.344, SLG: 0.327		F7	K					6-3 2B 1B		3	1	1	0	0	1	1
Bob Sebra, R (1, 1) OBP: 0.196, SLG: 0.182			4-3 6-3 2B		1B					2	1	2	0	0	0	0
Wallace Johnson, S (8, PH) OBP: 0.250, SLG: 0.322										1	0	0	0	0	0	1
Bob McClure, R (8, 1)								6-3 1-2		0	0	0	0	0	0	0
Inning Stats	R: 0 E: 0 K: 1 S: 5 H: 0 LOB: 1 BB: 1 P: 9	R: 0 E: 0 K: 1 S: 5 H: 0 LOB: 1 BB: 1 P: 9	R: 1 E: 0 K: 1 S: 6 H: 1 LOB: 0 BB: 0 P: 6	R: 0 E: 0 K: 0 S: 3 H: 0 LOB: 0 BB: 0 P: 3	R: 0 E: 0 K: 3 S: 10 H: 1 LOB: 1 BB: 0 P: 10	R: 0 E: 0 K: 2 S: 7 H: 0 LOB: 0 BB: 0 P: 7	R: 0 E: 0 K: 0 S: 3 H: 1 LOB: 0 BB: 0 P: 3	R: 1 E: 0 K: 0 S: 6 H: 3 LOB: 2 BB: 0 P: 6	R: 0 E: 0 K: 0 S: 3 H: 0 LOB: 0 BB: 0 P: 3	1B: 4 2B: 2 3B: 0 HR: 0 SF: 0 SAC: 0 DP: 1 HBP: 0						

PITCHER		IP	WLS	BF	H	R	ER	SO	BB	IBB	HBP	BLK	WP	HR	S	P	ERA	WHIP
Ron Darling, R ERA: 4.33	(1, 1)	7.1	W	29	6	2	2	8	2	0	0	0	0	0	43	51	2.46	1.091
Roger McDowell, R ERA: 3.78	(8, 1)	1.2	S	5	0	0	0	0	0	0	0	0	0	0	5	5	0.00	0.000

PITCHER	IP	WLS	BF	H	R	ER	SO	BB	IBB	HBP	BLK	WP	HR	S	P	ERA	WHIP

TOP

Montreal Expos @ New York Mets

Shea Stadium, Flushing, NY

Wed Aug 12 1987, 3:33 AM EDT

Att. 40,313 - Unknown

livebaseballscorecards.com

AB	32
R	2
H	6
RBI	2
BB	2
SO	8
LOB	12

WP: 0	PA: 34
PB: 0	
SB: 0	
CS: 0	

Montreal Expos @ New York Mets

Shea Stadium, Flushing, NY

Wed Aug 12 1987, 3:33 AM EDT

Att. 40,313 - Unknown

BOTTOM

Batter	1	2	3	4	5	6	7	8	9	AB	R	H	RBI	BB	SO	LOB
Lenny Dykstra, L (1, 8) OBP: 0.344, SLG: 0.440	6-3		BB FC4-6		1B FC4-6		K			3	0	1	0	1	1	0
Wally Backman, S (1, 4) OBP: 0.298, SLG: 0.272	F7		FC4-6 S 1-2f 3-H		FC4-6 S 1B 1-2f		F9			4	1	0	1	0	0	2
Keith Hernandez, L (1, 3) OBP: 0.390, SLG: 0.442	1B		G3 1-2		1B BB 1-2		3-1			3	0	1	0	1	0	1
Darryl Strawberry, L (1, 9) OBP: 0.403, SLG: 0.588	F5			E4 1B E	K			F8		4	1	0	0	0	1	3
Mookie Wilson, S (1, 7) OBP: 0.349, SLG: 0.457		G3		E8 FC SF9 1-H 1B	1B 1-2 2-H			6-3		4	1	2	1	0	0	0
Dave Magadan, L (1, 5) OBP: 0.403, SLG: 0.455		G3		F7	K			F7		4	0	0	0	0	1	3
Barry Lyons, R (1, 2) OBP: 0.267, SLG: 0.323		K		FC 2-3		L8				3	0	0	0	0	1	1
Rafael Santana, R (1, 6) OBP: 0.324, SLG: 0.389			SH1-4 FC4-6 2B	SF9 3-H		K				2	1	1	1	0	1	0
Ron Darling, R (1, 1) OBP: 0.167, SLG: 0.231 Roger McDowell, R (8, 1) OBP: 0.333, SLG: 0.364			SH1-4 2-3	5-3		L4				2 0	0 0	0 0	0 0	0 0	0 0	1 0
Inning Stats	R: 0 E: 0 K: 0 S: 4 H: 1 LOB: 1 BB: 0 P: 4	R: 0 E: 0 K: 1 S: 5 H: 0 LOB: 0 BB: 0 P: 5	R: 1 E: 0 K: 0 S: 4 H: 1 LOB: 1 BB: 1 P: 8	R: 2 E: 2 K: 0 S: 6 H: 1 LOB: 1 BB: 0 P: 6	R: 1 E: 0 K: 2 S: 9 H: 2 LOB: 2 BB: 1 P: 13	R: 0 E: 0 K: 1 S: 5 H: 0 LOB: 0 BB: 0 P: 5	R: 0 E: 0 K: 1 S: 5 H: 0 LOB: 0 BB: 0 P: 5	R: 0 E: 0 K: 0 S: 3 H: 0 LOB: 0 BB: 0 P: 3		1B: 4 2B: 1 3B: 0 HR: 0 SF: 1 SAC: 1 DP: 0 HBP: 0						

livebaseballscorecards.com

AB	29
R	4
H	5
RBI	3
BB	2
SO	5
LOB	11

PITCHER	IP	WLS	BF	H	R	ER	SO	BB	IBB	HBP	BLK	WP	HR	S	P	ERA	WHIP
Bob Sebra, R (1, 1) ERA: 3.82	7.0	L	30	5	4	2	5	2	0	0	0	0	0	38	46	2.57	1.000
Bob McClure, L (8, 1) ERA: 4.42	1.0		3	0	0	0	0	0	0	0	0	0	0	3	3	0.00	0.000

PITCHER	IP	WLS	BF	H	R	ER	SO	BB	IBB	HBP	BLK	WP	HR	S	P	ERA	WHIP

Batter	1	2	3	4	5	6	7	8	9	AB	R	H	RBI	BB	SO	LOB
Lenny Dykstra, L (1, 8) OBP: 0.348, SLG: 0.444	HR BB	2B 2B	1-3 1-2			F9 2-3		1B		4	2	2	0	1	0	2
Tim Teufel, R (1, 4) OBP: 0.416, SLG: 0.592	HR 1-H	2B SF8 BB		P4		K		F9		3	2	1	2	1	1	1
Doug Sisk, R (6, 1)										0	0	0	0	0	0	0
Bill Almon, R (8, PH) OBP: 0.328, SLG: 0.305										1	0	0	0	0	0	1
Roger McDowell, R (8, 1) OBP: 0.333, SLG: 0.364										0	0	0	0	0	0	0
Randy Myers, L (8, 1) OBP: 0.200, SLG: 0.200										0	0	0	0	0	0	0
Keith Hernandez, L (1, 3) OBP: 0.388, SLG: 0.442	F8	SF8 1B 1-3 2-H 2B		4-3		G3			K	5	1	1	1	0	1	1
Darryl Strawberry, L (1, 9) OBP: 0.400, SLG: 0.582	F8	1B IBB		F8			K		K	4	0	0	0	1	2	0
Kevin McReynolds, R (1, 7) OBP: 0.335, SLG: 0.505	BB 2B	SF8 2-3 3-H			K		5-3		BB 1B	4	0	2	1	0	1	0
Gary Carter, R (1, 2) OBP: 0.300, SLG: 0.417	BB BB	2-6 1-3 3-H 1B			5-3		1B		BB 1-2 1B	4	0	3	1	1	0	0
Mookie Wilson, S (9, PR) OBP: 0.349, SLG: 0.457										0	0	0	0	0	0	0
Howard Johnson, S (1, 5) OBP: 0.360, SLG: 0.522	BB 1-2 2-3	2-6 1-2	S BB		1B		4-3		BB 1-2 2-3	2	0	1	0	3	0	1
Rafael Santana, R (1, 6) OBP: 0.320, SLG: 0.384	F3		F8		P4			F9	K	4	0	0	0	0	0	5
Dave Magadan, L (9, PH) OBP: 0.400, SLG: 0.452										1	0	0	0	0	1	3
Dwight Gooden, R (1, 1) OBP: 0.231, SLG: 0.231		F9	B2			F9 2B		6-3		2	0	0	0	0	0	1
Wally Backman, S (6, PH) OBP: 0.300, SLG: 0.278										2	0	1	0	0	0	0
(6, 4)																

TOP

New York Mets @ Chicago Cubs
Wrigley Field, Chicago, IL
Thu Aug 13 1987, 3:33 AM CDT
Att. 35,033 - Unknown

livebaseballscorecards.com

AB	36
R	5
H	11
RBI	5
BB	7
SO	6
LOB	15

Inning Stats	1	2	3	4	5	6	7	8	9
	R: 2 E: 0 K: 0 S: 5	H: 2 LOB: 3 BB: 3 P: 17	R: 3 E: 0 K: 0 S: 5	H: 3 LOB: 2 BB: 2 P: 13	R: 0 E: 0 K: 0 S: 3	H: 0 LOB: 1 BB: 1 P: 7	R: 0 E: 0 K: 0 S: 3	H: 0 LOB: 0 BB: 0 P: 3	R: 0 E: 0 K: 1 S: 6	H: 1 LOB: 1 BB: 0 P: 6
	R: 0 E: 0 K: 1 S: 6	H: 1 LOB: 1 BB: 0 P: 6	R: 0 E: 0 K: 1 S: 6	H: 1 LOB: 1 BB: 0 P: 6	R: 0 E: 0 K: 0 S: 4	H: 1 LOB: 1 BB: 0 P: 4	R: 0 E: 0 K: 3 S: 11	H: 2 LOB: 3 BB: 1 P: 15	1B: 6 2B: 4 3B: 0 HR: 1	SF: 1 SAC: 0 DP: 0 HBP: 0	WP: 0 PB: 0 SB: 1 CS: 0	PA: 44

PITCHER		IP	WLS	BF	H	R	ER	SO	BB	IBB	HBP	BLK	WP	HR	S	P	ERA	WHIP
Mike Mason, L ERA: 5.58	(1, 1)	0.2		7	2	2	2	0	3	0	0	0	0	1	4	16	27.00	7.500
Les Lancaster, R ERA: 5.48	(1, 1)	4.1		20	4	3	3	1	2	1	0	0	0	0	18	30	6.23	1.385
Jay Baller, R ERA: 6.3	(6, 1)	2.0		8	2	0	0	2	0	0	0	0	0	0	12	12	0.00	1.000
Frank DiPino, L ERA: 3.0	(8, 1)	1.2	W	6	1	0	0	2	0	0	0	0	0	0	10	10	0.00	0.600
Lee Smith, R ERA: 2.63	(9, 1)	0.1	S	4	2	0	0	1	1	0	0	0	0	0	5	9	0.00	9.000

PITCHER		IP	WLS	BF	H	R	ER	SO	BB	IBB	HBP	BLK	WP	HR	S	P	ERA	WHIP

Batter	1	2	3	4	5	6	7	8	9	AB	R	H	RBI	BB	SO	LOB
Dave Martinez, L (1, 8) OBP: 0.384, SLG: 0.424	0-0 23 G5-4-3 1B		0-0 1-H HR		0-3 K		0-0 FC3-6 23 1B 1-2f	0-3 K		5	1	2	2	0	2	5
Lee Smith, R (9, 1)										0	0	0	0	0	0	0
23 Ryne Sandberg, R (1, 4) OBP: 0.381, SLG: 0.480	0-0 G5-4-3 1-2f		0-3 K		0-0 1-2 2-H 1B		0-0 FC6-4 1-3 1B			4	0	2	1	0	1	1
Rafael Palmeiro, L (1, 3) OBP: 0.317, SLG: 0.513	0-0 1-6-3		0-0 4-3		0-3 K		0-0 FC6-4 1-2f			3	0	0	0	0	1	2
Jay Baller, R (6, 1) OBP: 1.000, SLG: 1.000										0	0	0	0	0	0	0
Manny Trillo, R (7, PH) OBP: 0.389, SLG: 0.497										1	0	0	0	0	0	2
Frank DiPino, L (8, 1) OBP: 1.000, SLG: 1.000										0	0	0	0	0	0	0
Bob Dernier, R (9, 8) OBP: 0.412, SLG: 0.507										0	0	0	0	0	0	0
Andre Dawson, R (1, 9) OBP: 0.322, SLG: 0.565		0-0 CS 1B		0-0 F8	0-0 4-3			0-0 6-3		4	0	1	0	0	0	2
Jerry Mumphrey, S (1, 7) OBP: 0.388, SLG: 0.500		0-0 3-1 1-2		0-3 K		0-0 5-3		4-0 E BB 1B BB		3	1	0	0	1	1	1
Keith Moreland, R (1, 5) OBP: 0.309, SLG: 0.456		0-0 4-3		0-0 5-3		0-0 F8		4-0 E 1-2 1B BB		3	1	0	0	1	0	0
Luis Quinones, S (1, 6) OBP: 0.309, SLG: 0.320			0-0 1B FC4-6 2B		0-0 1B 2B		0-0 4-3			4	2	2	0	0	0	2
Paul Noce, R (9, 6) OBP: 0.261, SLG: 0.351										0	0	0	0	0	0	0
Jody Davis, R (1, 2) OBP: 0.332, SLG: 0.430			0-0 FC4-6 2-3 1B		4-0 23 1B BB		0-0 L6	0-0 1-3 2-H 3-H 1B		3	1	2	2	1	0	0
Mike Mason, L (1, 1) OBP: 0.333, SLG: 0.250			0-0 FC4-6 HR 1-2f 3-H		0-0 23 1B 1-2 2-H 1B		0-0 FC3-6 1B	0-3 K		0	0	0	0	0	0	0
Les Lancaster, R (1, 1) OBP: 0.043, SLG: 0.043										1	1	0	1	0	0	1
Leon Durham, L (5, PH) OBP: 0.343, SLG: 0.487										3	0	2	1	0	1	2
(6, 3)																
Inning Stats	R: 0 E: 0 K: 0 S: 3 H: 1 LOB: 0 BB: 0 P: 3	R: 0 E: 0 K: 0 S: 3 H: 1 LOB: 0 BB: 0 P: 3	R: 3 E: 0 K: 1 S: 8 H: 3 LOB: 0 BB: 0 P: 8	R: 0 E: 0 K: 1 S: 5 H: 0 LOB: 0 BB: 0 P: 5	R: 2 E: 0 K: 2 S: 10 H: 3 LOB: 2 BB: 1 P: 14	R: 0 E: 0 K: 0 S: 3 H: 0 LOB: 0 BB: 0 P: 3	R: 0 E: 0 K: 0 S: 5 H: 2 LOB: 2 BB: 0 P: 5	R: 2 E: 1 K: 2 S: 9 H: 1 LOB: 2 BB: 2 P: 17		1B: 8 2B: 2 3B: 0 HR: 1		SF: 0 SAC: 0 DP: 1 HBP: 0		WP: 0 PB: 0 SB: 0 CS: 1	PA: 37		

PITCHER		IP	WLS	BF	H	R	ER	SO	BB	IBB	HBP	BLK	WP	HR	S	P	ERA	WHIP
Dwight Gooden, R ERA: 3.2	(1, 1)	5.0		22	8	5	5	4	1	0	0	0	0	1	29	33	9.00	1.800
Doug Sisk, R ERA: 3.62	(6, 1)	2.0		8	2	0	0	0	0	0	0	0	0	0	8	8	0.00	1.000
Roger McDowell, R ERA: 4.04	(8, 1)	0.1	L	5	1	2	2	0	2	0	0	0	0	0	3	11	54.00	9.000
Randy Myers, L ERA: 4.74	(8, 1)	0.2		2	0	0	0	2	0	0	0	0	0	0	6	6	0.00	0.000

PITCHER	IP	WLS	BF	H	R	ER	SO	BB	IBB	HBP	BLK	WP	HR	S	P	ERA	WHIP

BOTTOM

New York Mets @ Chicago Cubs

Wrigley Field, Chicago, IL

Thu Aug 13 1987, 3:33 AM CDT

Att. 35,033 - Unknown

AB	34
R	7
H	11
RBI	7
BB	3
SO	6
LOB	18

livebaseballscorecards.com

New York Mets @ Chicago Cubs

Wrigley Field, Chicago, IL

Fri Aug 14 1987, 3:33 AM CDT

Att. 17,811 - Unknown

livebaseballscorecards.com

Batter	1	2	3	4	5	6	7	8	9	AB	R	H	RBI	BB	SO	LOB
Lenny Dykstra, L (1, 8) OBP: 0.347, SLG: 0.442	3-1		2B 1B		G3			K		4	1	1	0	0	1	1
Wally Backman, S (1, 4) OBP: 0.297, SLG: 0.275	B3-1		F8		4-3			G3 1-2 1B		3	0	0	0	0	0	1
Tim Teufel, R (8, PH) OBP: 0.419, SLG: 0.594 (8, 4)										1	0	1	0	0	0	0
Keith Hernandez, L (1, 3) OBP: 0.389, SLG: 0.444	BB 1B		3-1 1-H 2B			4-3		G3 1-2 2-3		4	0	2	1	0	0	2
Darryl Strawberry, L (1, 9) OBP: 0.399, SLG: 0.577	1-2 BB		3-1 2-3			4-3		F7		3	0	0	0	1	0	3
Kevin McReynolds, R (1, 7) OBP: 0.334, SLG: 0.502	F8		F9			K			BB 1B	4	0	1	0	0	1	3
Gary Carter, R (1, 2) OBP: 0.298, SLG: 0.413		K		6-3			6-3		K	4	0	0	0	0	2	1
Howard Johnson, S (1, 5) OBP: 0.361, SLG: 0.519		S BB		4-3			K		G6-4-3 1-2 BB	2	0	0	0	2	1	0
Rafael Santana, R (1, 6) OBP: 0.317, SLG: 0.381		5-3 1-2		K			F8		G6-4-3 1-2f	3	0	0	0	0	1	1
Jeff Innis, R (7, 1)										0	0	0	0	0	0	0
Dave Magadan, L (9, PH) OBP: 0.397, SLG: 0.449										1	0	0	0	0	0	2
John Mitchell, R (1, 1) OBP: 0.097, SLG: 0.129		K			K			G3 1B 1B		2	0	0	0	0	2	1
Bill Almon, R (7, 6) OBP: 0.338, SLG: 0.317										1	0	1	0	0	0	0

Inning Stats	1	2	3	4	5	6	7	8	9	AB	R	H	RBI	BB	SO	LOB
	R: 0 E: 0 K: 0 S: 4	H: 1 LOB: 2 BB: 1 P: 8	R: 0 E: 0 K: 2 S: 7	H: 0 LOB: 1 BB: 1 P: 11	R: 1 E: 0 K: 0 S: 5	H: 2 LOB: 1 BB: 0 P: 5	R: 0 E: 0 K: 1 S: 5	H: 0 LOB: 0 BB: 0 P: 5	R: 0 E: 0 K: 1 S: 5	H: 0 LOB: 0 BB: 0 P: 5	R: 0 E: 0 K: 1 S: 5	H: 0 LOB: 0 BB: 0 P: 5	R: 0 E: 0 K: 1 S: 7	H: 2 LOB: 2 BB: 0 P: 7	R: 0 E: 0 K: 1 S: 5	H: 1 LOB: 1 BB: 1 P: 9	1B: 5 2B: 1 3B: 0 HR: 0	SF: 0 SAC: 0 DP: 1 HBP: 0

TOP	
AB	32
R	1
H	6
RBI	1
BB	3
SO	8
LOB	15

WP: 0 PB: 0 SB: 1 CS: 0 PA: 35

PITCHER		IP	WLS	BF	H	R	ER	SO	BB	IBB	HBP	BLK	WP	HR	S	P	ERA	WHIP
Scott Sanderson, R ERA: 4.27	(1, 1)	5.0	W	20	3	1	1	4	2	0	0	0	0	0	26	34	1.80	1.000
Drew Hall, L ERA: 2.38	(6, 1)	3.0		11	2	0	0	3	0	0	0	0	0	0	17	17	0.00	0.667
Jay Baller, R ERA: 5.73	(9, 1)	1.0		4	1	0	0	1	1	0	0	0	0	0	5	9	0.00	2.000

PITCHER	IP	WLS	BF	H	R	ER	SO	BB	IBB	HBP	BLK	WP	HR	S	P	ERA	WHIP

Batter	1	2	3	4	5	6	7	8	9	AB	R	H	RBI	BB	SO	LOB
Dave Martinez, L (1, 8) OBP: 0.383, SLG: 0.425	S S S 0-3 ① K		x 0-0 ② 3-1		x 0-0 23 SH2-3 SF8 2B	x 0-0 ③ G3				4	1	1	0	0	1	0
23 Ryne Sandberg, R (1, 4) OBP: 0.381, SLG: 0.479	x 0-0 ② 5-3		x 0-0 1B		x 0-0 ① SH2-3 2-3		x 0-0 ① 6-3			3	0	1	0	0	0	0
Leon Durham, L (1, 3) OBP: 0.342, SLG: 0.486	x 0-0 1B		x 0-0 ③ F8		x 0-0 ② SF8 3-H		x 0-0 ② 6-3			3	0	1	1	0	0	1
Andre Dawson, R (1, 9) OBP: 0.323, SLG: 0.573	S S S 0-3 ③ K			x 0-0 ① F8	x 0-0 HR 2B		x 0-0 HR			4	2	2	1	0	1	1
Jerry Mumphrey, S (1, 7) OBP: 0.393, SLG: 0.515		x 0-0 ① L4		x 0-0 E 5-3 1B	4-0 HR IBB		x 0-0 HR			3	2	2	1	1	0	0
Keith Moreland, R (1, 5) OBP: 0.311, SLG: 0.464		x 0-0 1B		x 0-0 ② 5-3 1-2	x 0-0 1-H 2-H HR		S S S 0-3 ③ K			4	1	2	3	0	1	1
Luis Quinones, S (1, 6) OBP: 0.288, SLG: 0.296 Paul Noce, R (9, 6) OBP: 0.261, SLG: 0.351	x 0-0 ② P6		x 0-0 E6 BB 2-3		x 0-0 ③ F7			x 0-0 ① F7		4 0	0 0	0 0	0 0	0 0	0 0	2 0
Jody Davis, R (1, 2) OBP: 0.331, SLG: 0.426	x 0-0 ③ 4-3		B B B 4-0 FC6-4 1-2 BB			S S S 0-3 ① K		S S S 0-3 ② K		3	0	0	0	1	2	1
Scott Sanderson, R (1, 1) OBP: 0.167, SLG: 0.214 Drew Hall, L (6, 1) Rafael Palmeiro, L (8, PH) OBP: 0.315, SLG: 0.509 Jay Baller, R (9, 1) OBP: 1.000, SLG: 1.000		x 0-0 ① P1	x 0-0 ③ FC6-4 1-2f			S S S 0-3 ② K		x 0-0 ③ F8		2 1 1 0	0 0 0 0	0 0 0 0	0 0 0 0	0 1 0 0	0 0 0 0	3 0 0 0
Inning Stats	R: 0 E: 0 K: 2 S: 8 H: 1 LOB: 1 BB: 0 P: 8	R: 0 E: 0 K: 0 S: 4 H: 1 LOB: 1 BB: 0 P: 4	R: 0 E: 0 K: 0 S: 4 H: 1 LOB: 1 BB: 0 P: 4	R: 0 E: 1 K: 0 S: 5 H: 1 LOB: 3 BB: 1 P: 9	R: 4 E: 0 K: 0 S: 6 H: 3 LOB: 0 BB: 1 P: 10	R: 0 E: 0 K: 2 S: 7 H: 0 LOB: 0 BB: 0 P: 7	R: 2 E: 0 K: 1 S: 7 H: 2 LOB: 0 BB: 0 P: 7	R: 0 E: 0 K: 1 S: 5 H: 0 LOB: 0 BB: 0 P: 5		1B: 4 2B: 2 3B: 0 HR: 3	SF: 1 SAC: 1 DP: 0 HBP: 0			WP: 0 PB: 0 SB: 0 CS: 0	PA: 36		

BOTTOM

New York Mets @ Chicago Cubs

Wrigley Field, Chicago, IL

Fri Aug 14 1987, 3:33 AM CDT

Att. 17,811 - Unknown

livebaseballscorecards.com

AB	32
R	6
H	9
RBI	6
BB	2
SO	6
LOB	9

PITCHER		IP	WLS	BF	H	R	ER	SO	BB	IBB	HBP	BLK	WP	HR	S	P	ERA	WHIP
John Mitchell, R ERA: 4.29	(1, 1)	6.0	L	28	7	4	4	4	1	1	0	0	0	1	34	42	6.00	1.333
Jeff Innis, R ERA: 3.27	(7, 1)	2.0		8	2	2	2	2	0	0	0	0	0	2	12	12	9.00	1.000

PITCHER	IP	WLS	BF	H	R	ER	SO	BB	IBB	HBP	BLK	WP	HR	S	P	ERA	WHIP

Batter	1	2	3	4	5	6	7	8	9	AB	R	H	RBI	BB	SO	LOB
Mookie Wilson, S (1, 8) OBP: 0.347, SLG: 0.457	5-3		2-H 2B		F8			K		4	0	1	1	0	1	0
Tim Teufel, R (1, 4) OBP: 0.411, SLG: 0.582	F2		P1			K		K		4	0	0	0	0	2	1
Keith Hernandez, L (1, 3) OBP: 0.388, SLG: 0.450	HR		L7			K		K		4	1	1	1	0	2	1
Darryl Strawberry, L (1, 9) OBP: 0.398, SLG: 0.573	F7			FC6-4 1B		K			G3	4	0	1	0	0	1	0
Kevin McReynolds, R (1, 7) OBP: 0.333, SLG: 0.507		F7		FC6-4 S 1-2f			HR		K	4	1	1	1	0	1	1
Gary Carter, R (1, 2) OBP: 0.297, SLG: 0.411		F8		K			FC1-5 1B		6-3	4	0	1	0	0	1	1
Howard Johnson, S (1, 5) OBP: 0.361, SLG: 0.518		5-3		P6 1-2			G5-3 FC1-5 1-2 1B			3	0	1	0	0	0	1
Rafael Santana, R (1, 6) OBP: 0.317, SLG: 0.380			SH1-4 2B 1B		6-3		FC1-5 1-2 2-3f			3	1	1	0	0	0	2
Terry Leach, R (1, 1) OBP: 0.125, SLG: 0.067			SH1-4 1-2		K		G5-3 2-3f			1	0	0	0	0	1	0
Randy Myers, L (5, 1) OBP: 0.200, SLG: 0.200										0	0	0	0	0	0	0
Doug Sisk, R (6, 1)										0	0	0	0	0	0	0
Lee Mazzilli, S (7, PH) OBP: 0.407, SLG: 0.464										1	0	0	0	0	0	2
David Cone, L (7, 1)										0	0	0	0	0	0	0
Inning Stats	R: 1 E: 0 K: 0 S: 4 H: 1 LOB: 0 BB: 0 P: 4	R: 0 E: 0 K: 0 S: 3 H: 0 LOB: 0 BB: 0 P: 3	R: 1 E: 0 K: 0 S: 5 H: 2 LOB: 1 BB: 0 P: 5	R: 0 E: 0 K: 1 S: 6 H: 1 LOB: 1 BB: 0 P: 6	R: 0 E: 0 K: 1 S: 5 H: 0 LOB: 0 BB: 0 P: 5	R: 0 E: 0 K: 3 S: 9 H: 0 LOB: 0 BB: 0 P: 9	R: 1 E: 0 K: 0 S: 5 H: 3 LOB: 1 BB: 0 P: 5	R: 0 E: 0 K: 3 S: 9 H: 0 LOB: 0 BB: 0 P: 9	R: 0 E: 0 K: 1 S: 5 H: 0 LOB: 0 BB: 0 P: 5	1B: 4 2B: 1 3B: 0 HR: 2 SF: 0 SAC: 1 DP: 1 HBP: 0						

PITCHER		IP	WLS	BF	H	R	ER	SO	BB	IBB	HBP	BLK	WP	HR	S	P	ERA	WHIP
Jamie Moyer, L ERA: 4.66	(1, 1)	7.0	W	27	7	3	3	5	0	0	0	0	0	2	37	37	3.86	1.000
Frank DiPino, L ERA: 2.89	(8, 1)	2.0	S	6	0	0	0	4	0	0	0	0	0	0	14	14	0.00	0.000

PITCHER		IP	WLS	BF	H	R	ER	SO	BB	IBB	HBP	BLK	WP	HR	S	P	ERA	WHIP

TOP

New York Mets @ Chicago Cubs

Wrigley Field, Chicago, IL

Sat Aug 15 1987, 3:33 AM CDT

Att. 32,425 - Unknown

livebaseballscorecards.com

AB	32
R	3
H	7
RBI	3
BB	0
SO	9
LOB	9

New York Mets @ Chicago Cubs

Wrigley Field, Chicago, IL

Sat Aug 15 1987, 3:33 AM CDT

Att. 32,425 - Unknown

BOTTOM

livebaseballscorecards.com

Batter	1	2	3	4	5	6	7	8	9	AB	R	H	RBI	BB	SO	LOB
Dave Martinez, L (1, 8) OBP: 0.388, SLG: 0.443	2B		HR	1-3 2-H 2B	K		23 BLK 23 1B 1-2 BB			4	2	3	2	1	1	2
23 Ryne Sandberg, R (1, 4) OBP: 0.384, SLG: 0.481	P4		BB 1B	1B		L8	CS 1-H 2-H 1B			5	0	3	2	0	0	1
Leon Durham, L (1, 3) OBP: 0.348, SLG: 0.496	BB		G6-4-3 1-2 BB	F5		1B 1B	CS 1-2	HR		3	1	2	1	2	0	3
Andre Dawson, R (1, 9) OBP: 0.322, SLG: 0.569	L9		F7	F3		1-2 1B		6-3		5	0	1	0	0	0	7
Jerry Mumphrey, S (1, 7) OBP: 0.389, SLG: 0.508 Brian Dayett, R (6, PH) OBP: 0.423, SLG: 0.569 (7, 7)	4-3		G6-4-3 1-2f		F7	F6		2B		3 2	0 0	0 1	0 0	0 0	0 0	4 2
Keith Moreland, R (1, 5) OBP: 0.310, SLG: 0.460		L6		K	BB 2B 1B	5-3		P3		5	1	1	0	0	1	3
Luis Quinones, S (1, 6) OBP: 0.302, SLG: 0.345 Paul Noce, R (8, 6) OBP: 0.260, SLG: 0.349		F8 2B		1B 2B	F7		L6	F8		4 1	1 0	2 0	0 0	0 0	0 0	1 1
Jody Davis, R (1, 2) OBP: 0.335, SLG: 0.428		F8 2-3		1B 2B 2-H 1B	BB		23 BLK BB 23 1B 1B			3	2	2	1	1	0	1
Jamie Moyer, L (1, 1) OBP: 0.283, SLG: 0.265 Rafael Palmeiro, L (7, PH) OBP: 0.312, SLG: 0.504 Frank DiPino, L (8, 1) OBP: 1.000, SLG: 1.000		L6		2B 1-2 1B	1-3 2-H 2B		K			3 1 0	0 0 0	2 0 0	1 0 0	0 1 0	0 1 0	1 1 0
Inning Stats	R: 0 E: 0 K: 0 S: 4 H: 1 LOB: 2 BB: 1 P: 8	R: 0 E: 0 K: 0 S: 4 H: 1 LOB: 1 BB: 0 P: 4	R: 1 E: 0 K: 0 S: 4 H: 2 LOB: 1 BB: 1 P: 8	R: 2 E: 0 K: 1 S: 10 H: 5 LOB: 3 BB: 0 P: 10	R: 1 E: 0 K: 1 S: 7 H: 2 LOB: 2 BB: 1 P: 11	R: 0 E: 0 K: 0 S: 5 H: 2 LOB: 2 BB: 0 P: 5	R: 2 E: 0 K: 1 S: 6 H: 2 LOB: 0 BB: 1 P: 10	R: 1 E: 0 K: 0 S: 5 H: 2 LOB: 1 BB: 0 P: 5		1B: 9 2B: 6 3B: 0 HR: 2 SF: 0 SAC: 0 DP: 1 HBP: 0						

	AB	39
	R	7
	H	17
	RBI	7
	BB	4
	SO	3
	LOB	27

WP: 0 PA: 44
PB: 0
SB: 0
CS: 1

PITCHER		IP	WLS	BF	H	R	ER	SO	BB	IBB	HBP	BLK	WP	HR	S	P	ERA	WHIP
Terry Leach, R ERA: 3.02	(1, 1)	4.2	L	27	11	4	4	1	3	0	0	0	0	1	26	38	7.71	3.000
Randy Myers, L ERA: 4.68	(5, 1)	0.2		4	2	0	0	1	0	0	0	0	0	0	6	6	0.00	3.000
Doug Sisk, R ERA: 3.58	(6, 1)	0.2		2	0	0	0	0	0	0	0	0	0	0	2	2	0.00	0.000
David Cone, R ERA: 4.96	(7, 1)	2.0		10	4	3	3	1	1	0	0	1	0	1	11	15	13.50	2.500

PITCHER	IP	WLS	BF	H	R	ER	SO	BB	IBB	HBP	BLK	WP	HR	S	P	ERA	WHIP

New York Mets @ Chicago Cubs

Wrigley Field, Chicago, IL

Sun Aug 16 1987, 3:33 AM CDT

Att. 32,731 - Unknown

TOP

Batter	1	2	3	4	5	6	7	8	9	AB	R	H	RBI	BB	SO	LOB
Lenny Dykstra, L (1, 8) OBP: 0.351, SLG: 0.454	K	K		FC4-6 1B	BB 1B	WP 1B	HR		K	7	3	4	3	0	3	0
Wally Backman, S (1, 4) OBP: 0.297, SLG: 0.272	BB SF9 BB	K		FC4-6 HR 1B	1B BB	1B 3B 1B	4-3		K	2	2	0	0	1	1	1
Tim Teufel, R (5, PH) OBP: 0.413, SLG: 0.578 (5, 4)										3	1	1	2	1	1	0
Keith Hernandez, L (1, 3) OBP: 0.392, SLG: 0.452	SF9 1B BB	4-3	HR 1B	3B 1B	F7					4	3	3	2	1	0	0
Dave Magadan, L (7, 3) OBP: 0.395, SLG: 0.445										1	0	0	0	0	0	0
Darryl Strawberry, L (1, 9) OBP: 0.403, SLG: 0.595	S 1B BB	2B 2B	HR	F7	WP 3B			PB 1B 2B		5	5	4	5	1	0	1
Kevin McReynolds, R (1, 7) OBP: 0.334, SLG: 0.509	SF9	2B	E5 FC5-4		BB 1B F7			K		4	1	2	2	0	0	0
Bill Almon, R (7, 6) OBP: 0.333, SLG: 0.311										1	0	0	0	0	1	1
Gary Carter, R (1, 2) OBP: 0.299, SLG: 0.411	BB 1B	F5	FC5-4			F8 FC4-6 1B BB	K	HR 1B		3	1	1	2	1	0	2
Barry Lyons, R (7, PH) OBP: 0.271, SLG: 0.327 (7, 2)										2	1	1	1	0	1	0
Howard Johnson, S (1, 5) OBP: 0.367, SLG: 0.527	FC6-4 BB	FC6-4 IBB		4-3	FC4-6 1B	WP 1B BB	HR			3	2	2	3	3	0	0
Rafael Santana, R (1, 6) OBP: 0.316, SLG: 0.381	FC6-4	FC6-4		1B 2B	F8	F8	F8			5	1	1	0	0	0	7
Jesse Orosco, R (7, 1)										0	0	0	0	0	0	0
Jeff Innis, R (8, PH) (8, 1)										1	0	0	0	0	0	0
Ron Darling, R (1, 1) OBP: 0.172, SLG: 0.232		L3		K	1B 1B	FC4-6 WP 1B 1B	HR		G3	4	2	1	1	0	1	1
Mookie Wilson, S (7, PH) OBP: 0.348, SLG: 0.458 (7, 7)										2	1	1	1	0	0	0

	AB	47
	R	23
	H	21
	RBI	22
	BB	8
	SO	8
	LOB	13

livebaseballscorecards.com

Inning Stats	1	2	3	4	5	6	7	8	9
	R: 3 E: 0 K: 1 S: 6	H: 1 LOB: 2 BB: 4 P: 22	R: 0 E: 0 K: 2 S: 7	H: 0 LOB: 0 BB: 0 P: 7	R: 1 E: 0 K: 0 S: 5	H: 2 LOB: 2 BB: 1 P: 9	R: 3 E: 1 K: 1 S: 9	H: 3 LOB: 1 BB: 0 P: 9	R: 3 E: 0 K: 0 S: 6	H: 4 LOB: 1 BB: 1 P: 10	R: 7 E: 0 K: 0 S: 9	H: 6 LOB: 0 BB: 1 P: 13	R: 3 E: 0 K: 1 S: 7	H: 2 LOB: 0 BB: 1 P: 11	R: 3 E: 0 K: 1 S: 8	H: 3 LOB: 0 BB: 0 P: 8	R: 0 E: 0 K: 2 S: 7	H: 0 LOB: 0 BB: 0 P: 7

1B: 13	SF: 1
2B: 4	SAC: 0
3B: 1	DP: 0
HR: 3	HBP: 0

WP: 3	PA: 56
PB: 1	
SB: 1	
CS: 0	

PITCHER		IP	WLS	BF	H	R	ER	SO	BB	IBB	HBP	BLK	WP	HR	S	P	ERA	WHIP
Greg Maddux, R ERA: 5.25	(1, 1)	3.2	L	22	6	7	7	4	4	1	0	0	0	1	25	45	17.18	2.727
Ed Lynch, R ERA: 5.01	(4, 1)	0.1		2	0	0	0	0	0	0	0	0	0	0	2	2	0.00	0.000
Drew Hall, L ERA: 9.0	(5, 1)	1.2		16	10	10	10	0	2	0	0	0	1	0	14	22	54.00	7.200
Jay Baller, R ERA: 7.3	(6, 1)	1.1		7	2	3	3	1	1	0	0	0	2	1	8	12	20.25	2.250
Frank DiPino, L ERA: 3.33	(8, 1)	1.0		6	3	3	3	1	0	0	0	0	0	1	8	8	27.00	3.000

PITCHER		IP	WLS	BF	H	R	ER	SO	BB	IBB	HBP	BLK	WP	HR	S	P	ERA	WHIP
Lee Smith, R ERA: 2.59	(9, 1)	1.0		3	0	0	0	2	0	0	0	0	0	0	7	7	0.00	0.000

Batter	1	2	3	4	5	6	7	8	9	AB	R	H	RBI	BB	SO	LOB
Dave Martinez, L (1, 8) (8, 9) OBP: 0.388, SLG: 0.443	F7		P5	F9			23 FC6-4 1B	1B		5	0	2	0	0	0	0
23 Ryne Sandberg, R (1, 4) OBP: 0.380, SLG: 0.475	L7		K		F5		FC6-4 1B 2B 1-2f	K		4	1	0	0	0	1	1
Paul Noce, R (8, PH) (9, 6) OBP: 0.258, SLG: 0.347										1	0	0	0	0	1	1
Leon Durham, L (1, 3) OBP: 0.351, SLG: 0.494	FC6-4 BB			K	BB		2B WP 1B 1-2	L3		3	1	1	0	2	1	1
Andre Dawson, R (1, 9) OBP: 0.324, SLG: 0.570	FC6-4 1-2f			BB HR BB 1B	F8		WP 2B 2B 1-3 2-H		1B 2B	4	2	2	1	0	0	2
Frank DiPino, L (8, 1) OBP: 1.000, SLG: 1.000										0	0	0	0	0	0	0
Lee Smith, R (9, 1)										0	0	0	0	0	0	0
Manny Trillo, R (9, PH) OBP: 0.392, SLG: 0.507										1	1	1	0	0	0	0
Jerry Mumphrey, S (1, 7) OBP: 0.384, SLG: 0.502		G3	K	K	K		P4 2-3 3-H		1-3	3	0	0	0	0	2	2
Jay Baller, R (6, 1) OBP: 1.000, SLG: 1.000										0	0	0	0	0	0	0
Bob Dernier, R (7, PH) (8, 8) OBP: 0.407, SLG: 0.500										2	0	0	0	0	0	2
Keith Moreland, R (1, 5) OBP: 0.315, SLG: 0.465		1B		BB HR BB 1-2		F2	1B 2B 3-H		E 1B 2-H	4	2	3	2	1	0	0
Luis Quinones, S (1, 6) (9, 4) OBP: 0.309, SLG: 0.339		F2		HR 1-2 2-3 BB		K	1B 2-H		E3 1-3	4	1	1	1	1	1	2
Jody Davis, R (1, 2) OBP: 0.338, SLG: 0.437		K		HR 1-H 2-H 3-H		BB	P4		K	2	1	1	4	1	1	1
Jim Sundberg, R (7, PH) (8, 2) OBP: 0.339, SLG: 0.369										2	0	0	0	0	1	3
Greg Maddux, R (1, 1) OBP: 0.143, SLG: 0.143			6-3	HR		K	K	K	K	1	0	0	0	0	0	0
Ed Lynch, R (4, 1) OBP: 0.091, SLG: 0.091										0	0	0	0	0	0	0
Rafael Palmeiro, L (4, PH) OBP: 0.317, SLG: 0.534										1	1	1	1	0	0	0
Drew Hall, L (5, 1)										0	0	0	0	0	0	0
Brian Dayett, R (6, 7) OBP: 0.414, SLG: 0.556										3	0	0	0	0	3	3
Inning Stats	R: 0 E: 0 K: 0 S: 3 H: 0 LOB: 1 BB: 1 P: 7	R: 0 E: 0 K: 1 S: 6 H: 1 LOB: 1 BB: 0 P: 6	R: 0 E: 0 K: 1 S: 5 H: 0 LOB: 0 BB: 0 P: 5	R: 5 E: 0 K: 2 S: 10 H: 3 LOB: 0 BB: 2 P: 18	R: 0 E: 0 K: 1 S: 5 H: 0 LOB: 1 BB: 1 P: 9	R: 0 E: 0 K: 2 S: 7 H: 0 LOB: 1 BB: 1 P: 11	R: 4 E: 0 K: 0 S: 8 H: 5 LOB: 1 BB: 0 P: 8	R: 0 E: 0 K: 2 S: 8 H: 1 LOB: 1 BB: 0 P: 8	R: 1 E: 1 K: 2 S: 10 H: 2 LOB: 2 BB: 0 P: 10	1B: 7 2B: 3 3B: 0 HR: 2 SF: 0 SAC: 0 DP: 0 HBP: 0							

PITCHER	IP	WLS	BF	H	R	ER	SO	BB	IBB	HBP	BLK	WP	HR	S	P	ERA	WHIP
Ron Darling, R (1, 1) ERA: 4.44	6.0	W	27	4	5	5	7	5	0	0	0	0	2	36	56	7.50	1.500
Jesse Orosco, L (7, 1) ERA: 5.06	1.0		8	5	4	4	0	0	0	0	0	1	0	8	8	36.00	5.000
Jeff Innis, R (8, 1) ERA: 3.38	2.0		10	3	1	1	4	0	0	0	0	0	0	18	18	4.50	1.500

PITCHER	IP	WLS	BF	H	R	ER	SO	BB	IBB	HBP	BLK	WP	HR	S	P	ERA	WHIP

BOTTOM

New York Mets @ Chicago Cubs

Wrigley Field, Chicago, IL

Sun Aug 16 1987, 3:33 AM CDT

Att. 32,731 - Unknown

livebaseballscorecards.com

AB	40
R	10
H	12
RBI	9
BB	5
SO	11
LOB	18

1B: 7 2B: 3 3B: 0 HR: 2 SF: 0 SAC: 0 DP: 0 HBP: 0

WP: 1 PB: 0 SB: 0 CS: 0 PA: 45

San Francisco Giants @ New York Mets

Shea Stadium, Flushing, NY

Tue Aug 18 1987, 7:05 PM EDT

Att. 41,587 - Unknown

TOP

livebaseballscorecards.com

Batter	1	2	3	4	5	6	7	8	9	AB	R	H	RBI	BB	SO	LOB
Mike Aldrete, L (1, 8) (7, 7) OBP: 0.372, SLG: 0.444	0-0 ① 6-3	0-0 ③ F7		0-3 ③ K			4-0 BB BB		0-0 ③ 6-3	4	0	0	0	1	1	3
Kevin Mitchell, R (1, 5) (8, 6) OBP: 0.344, SLG: 0.461	4-0 E 1B BB		0-3 ① K		0-0 ① 6-3		4-0 1-2 2-3 BB			2	1	0	0	2	1	0
Jeffrey Leonard, R (1, 7) OBP: 0.323, SLG: 0.481	0-0 ② 1-3 1-3		0-0 ② 5-3		0-0 ② F8		0-0 ②③ G1-2-3 3-Hf			4	0	0	0	0	0	4
Scott Garrelts, R (7, 1) OBP: 0.125, SLG: 0.125										0	0	0	0	0	0	0
Candy Maldonado, R (1, 9) OBP: 0.367, SLG: 0.551	0-0 3-H 1B		0-0 1B		0-0 ③ F8			0-0 ① L8		4	0	2	1	0	0	0
Will Clark, L (1, 3) OBP: 0.359, SLG: 0.568	0-0 ③ 6-3		0-0 ③ F7			0-0 ① 4-3		0-0 ② L8		4	0	0	0	0	0	2
Bob Brenly, R (1, 2) OBP: 0.354, SLG: 0.500		0-0 HR		4-0 4-3 1B BB		0-3 ② K		0-0 E5 FC6-4		3	1	1	1	1	1	0
Robby Thompson, R (1, 4) OBP: 0.316, SLG: 0.399		0-0 4-3 6-3 1B		0-0 4-3 1-2 1B		0-3 ③ K		0-0 ③ FC6-4 1-2f		3	0	2	0	0	1	0
Harry Spilman, L (8, PH) (8, 5) OBP: 0.356, SLG: 0.431										1	0	0	0	0	0	1
Chris Speier, R (1, 6) (8, 4) OBP: 0.324, SLG: 0.376	0-0 ① 6-3 1-2		0-0 ① 4-3 1-2 2-3				0-0 ① L7		0-0 ① 6-3	4	0	0	0	0	0	3
Atlee Hammaker, S (1, 1) OBP: 0.133, SLG: 0.114										1	0	0	0	0	0	1
Joe Price, R (3, 1)										0	0	0	0	0	0	0
Chili Davis, S (4, PH) OBP: 0.328, SLG: 0.426										1	0	0	0	0	1	2
Jeff Robinson, R (4, 1) OBP: 0.111, SLG: 0.111										0	0	0	0	0	0	0
Eddie Milner, L (7, PH) (7, 8) OBP: 0.290, SLG: 0.339		0-0 ② 4-3 2-3		0-3 ② K			0-0 BB G1-2-3 2B		0-0 ② 4-3	2	0	1	0	0	0	0

	AB	33
	R	2
	H	6
	RBI	2
	BB	4
	SO	5
	LOB	16

Inning Stats	1	2	3	4	5	6	7	8	9
	R: 1 E: 1 K: 0 S: 4	H: 1 LOB: 1 BB: 1 P: 8	R: 1 E: 0 K: 0 S: 5	H: 2 LOB: 1 BB: 0 P: 5	R: 0 E: 0 K: 1 S: 6	H: 1 LOB: 1 BB: 0 P: 6	R: 0 E: 0 K: 2 S: 8	H: 1 LOB: 2 BB: 1 P: 12	R: 0 E: 0 K: 0 S: 3	H: 0 LOB: 0 BB: 0 P: 3
	R: 0 E: 0 K: 2 S: 7	H: 0 LOB: 0 BB: 0 P: 7	R: 0 E: 0 K: 0 S: 3	H: 1 LOB: 2 BB: 2 P: 11	R: 0 E: 1 K: 0 S: 4	H: 0 LOB: 1 BB: 0 P: 4	R: 0 E: 0 K: 0 S: 3	H: 0 LOB: 0 BB: 0 P: 3		

	1B: 4	SF: 0	WP: 0	PA: 37
	2B: 1	SAC: 0	PB: 0	
	3B: 0	DP: 1	SB: 0	
	HR: 1	HBP: 0	CS: 0	

PITCHER		IP	WLS	BF	H	R	ER	SO	BB	IBB	HBP	BLK	WP	HR	S	P	ERA	WHIP
Dwight Gooden, R ERA: 3.09	(1, 1)	7.0	W	30	6	2	1	5	4	0	0	0	0	1	36	52	1.29	1.429
Roger McDowell, R ERA: 3.92	(8, 1)	2.0		7	0	0	0	0	0	0	0	0	0	0	7	7	0.00	0.000

PITCHER	IP	WLS	BF	H	R	ER	SO	BB	IBB	HBP	BLK	WP	HR	S	P	ERA	WHIP

Batter	1	2	3	4	5	6	7	8	9	AB	R	H	RBI	BB	SO	LOB
Mookie Wilson, S (1, 8) OBP: 0.352, SLG: 0.465	0-0 2B	0-0 1-3 2B	0-3 K		4-0 BB		0-3 K			4	1	2	0	1	2	1
Tim Teufel, R (1, 4) OBP: 0.417, SLG: 0.597	0-0 4-3 2-H 2B	4-0 IBB		0-0 HR	0-0 5-3			0-0 F4		4	1	2	2	1	0	2
Keith Hernandez, L (1, 3) OBP: 0.390, SLG: 0.452	0-3 K	0-3 K		0-0 2B		0-0 L1		0-0 6-3		5	0	1	0	0	2	4
Darryl Strawberry, L (1, 9) OBP: 0.401, SLG: 0.589	4-0 4-3 BB	0-0 4-3		0-3 K		0-3 K		0-3 K		4	0	0	0	1	3	4
Kevin McReynolds, R (1, 7) OBP: 0.335, SLG: 0.516	0-0 4-3 1-2 2-3		0-0 1B HR 1B	0-0 L4		0-0 HR				4	2	2	1	0	0	3
Gary Carter, R (1, 2) OBP: 0.299, SLG: 0.409	0-0 F9		0-0 1-2 HR 1B	0-0 5-3		0-0 L7				4	1	1	0	0	0	3
Howard Johnson, S (1, 5) OBP: 0.366, SLG: 0.531		0-0 6-3	0-0 1-H 2-H HR		0-3 K		0-0 F7			4	1	1	3	0	1	0
Rafael Santana, R (1, 6) OBP: 0.315, SLG: 0.382		0-0 1B 2B	0-0 5-3		0-3 K S		0-0 F8			4	1	1	0	0	1	0
Dwight Gooden, R (1, 1) OBP: 0.238, SLG: 0.238		0-0 2B 2-H 1B	0-0 5-3		0-0 L6 1-2		0-0 1B			3	0	1	1	0	0	1
Dave Magadan, L (7, PH) OBP: 0.399, SLG: 0.449										1	0	1	0	0	0	0
Roger McDowell, R (8, 1) OBP: 0.333, SLG: 0.364										0	0	0	0	0	0	0
Inning Stats	R: 1 E: 0 K: 1 S: 7 H: 2 LOB: 2 BB: 1 P: 11	R: 1 E: 0 K: 1 S: 8 H: 3 LOB: 3 BB: 1 P: 12	R: 3 E: 0 K: 1 S: 8 H: 3 LOB: 0 BB: 0 P: 8	R: 1 E: 0 K: 1 S: 7 H: 2 LOB: 1 BB: 0 P: 7	R: 0 E: 0 K: 2 S: 8 H: 0 LOB: 2 BB: 1 P: 12	R: 1 E: 0 K: 1 S: 6 H: 1 LOB: 0 BB: 0 P: 6	R: 0 E: 0 K: 1 S: 6 H: 1 LOB: 1 BB: 0 P: 6	R: 0 E: 0 K: 1 S: 5 H: 0 LOB: 0 BB: 0 P: 5		1B: 4 2B: 5 3B: 0 HR: 3	SF: 0 SAC: 0 DP: 0 HBP: 0					

PITCHER		IP	WLS	BF	H	R	ER	SO	BB	IBB	HBP	BLK	WP	HR	S	P	ERA	WHIP
Atlee Hammaker, L ERA: 3.49	(1, 1)	2.0	L	16	8	5	5	2	1	1	0	0	0	1	18	26	22.50	4.500
Joe Price, L ERA: 3.86	(3, 1)	1.0		3	0	0	0	1	0	0	0	0	0	0	5	5	0.00	0.000
Jeff Robinson, R ERA: 2.82	(4, 1)	3.0		14	3	2	2	4	1	0	0	0	1	2	21	25	6.00	1.333
Scott Garrelts, R ERA: 3.1	(7, 1)	2.0		7	1	0	0	2	0	0	0	0	0	0	11	11	0.00	0.500

PITCHER	IP	WLS	BF	H	R	ER	SO	BB	IBB	HBP	BLK	WP	HR	S	P	ERA	WHIP

BOTTOM

San Francisco Giants @ New York Mets

Shea Stadium, Flushing, NY

Tue Aug 18 1987, 7:05 PM EDT

Att. 41,587 - Unknown

livebaseballscorecards.com

AB	37
R	7
H	12
RBI	7
BB	3
SO	9
LOB	18

Batter	1	2	3	4	5	6	7	8	9	10	AB	R	H	RBI	BB	SO	LOB
Robby Thompson, R (1, 4) OBP: 0.319, SLG: 0.404	FC6 FC5-4 2B		F3			1B K			6-3	E8 2-H 3-H 1B	6	2	3	2	0	1	3
Kevin Mitchell, R (1, 5) OBP: 0.339, SLG: 0.453	K		K			E5 1B 1-3 FC6-4	K		F9	6-3	6	1	0	0	0	3	3
Jeffrey Leonard, R (1, 7) OBP: 0.322, SLG: 0.478	FC6 FC5-4 2-3		5-3			FC6-4 1-3 3-H 1B	5-3		1-3		5	0	1	1	0	0	1
Candy Maldonado, R (1, 9) OBP: 0.365, SLG: 0.544	FC5-4 1-2f 3-H			K		FC6-4 FC3 1-2f 3-H 1B	F9			1B SF7 BB	4	2	0	2	1	1	2
Will Clark, L (1, 3) OBP: 0.357, SLG: 0.563	F7			F8		FC3 1B 1-2 E		K		SF7 1-3 2B 1B	5	2	1	0	0	1	2
Chili Davis, S (1, 8) OBP: 0.326, SLG: 0.425		F8		F7		E 1-3 2-H 1B		6-3		SF7 1-2 3-H	4	0	1	2	0	0	0
Bob Brenly, R (1, 2) OBP: 0.358, SLG: 0.502		BB			6-3	E IBB		1B 2B		6-3	3	1	1	0	2	0	1
Jose Uribe, S (1, 6) OBP: 0.332, SLG: 0.385 Chris Speier, R (6, PH) OBP: 0.327, SLG: 0.377 (6, 6)		F8			G6-3 BB	E1 1-2 2-3 3-H		2-H 1B		2B E IBB	1 2	0 1	0 1	0 1	1 1	0 0	1 2
Mike Krukow, R (1, 1) OBP: 0.182, SLG: 0.209 Joe Price, R (2, 1) Eddie Milner, L (5, PH) OBP: 0.286, SLG: 0.336 Craig Lefferts, L (5, 1) OBP: 0.286, SLG: 0.429 Joel Youngblood, R (6, PH) OBP: 0.293, SLG: 0.387 Don Robinson, R (6, 1) OBP: 0.167, SLG: 0.091 Scott Garrelts, R (9, 1) OBP: 0.222, SLG: 0.333	K				G6-3 1-2f	F9		1-3		1-3 2-H E 2B	1 0 1 0 1 1 1	0 0 0 0 0 0 1	0 0 0 0 0 0 1	0 0 0 0 0 0 1	0 0 0 0 0 0 0	1 0 1 0 0 0 0	1 0 1 0 3 1 0
Inning Stats	R: 1 E: 0 K: 1 S: 7 H: 1 LOB: 1 BB: 0 P: 7	R: 0 E: 0 K: 1 S: 5 H: 0 LOB: 1 BB: 1 P: 9	R: 0 E: 0 K: 1 S: 5 H: 0 LOB: 0 BB: 0 P: 5	R: 0 E: 0 K: 1 S: 5 H: 0 LOB: 0 BB: 0 P: 5	R: 0 E: 0 K: 0 S: 2 H: 0 LOB: 0 BB: 1 P: 6	R: 4 E: 2 K: 1 S: 11 H: 3 LOB: 3 BB: 1 P: 15	R: 0 E: 0 K: 1 S: 5 H: 0 LOB: 0 BB: 0 P: 5	R: 1 E: 0 K: 1 S: 7 H: 2 LOB: 1 BB: 0 P: 7	R: 0 E: 0 K: 0 S: 3 H: 0 LOB: 0 BB: 0 P: 3	R: 4 E: 1 K: 0 S: 6 H: 3 LOB: 1 BB: 2 P: 14	1B: 6 2B: 3 3B: 0 HR: 0 SF: 1 SAC: 0 DP: 1 HBP: 0				WP: 0 PB: 0 SB: 0 CS: 0	PA: 47	

PITCHER		IP	WLS	BF	H	R	ER	SO	BB	IBB	HBP	BLK	WP	HR	S	P	ERA	WHIP
John Mitchell, R ERA: 4.3	(1, 1)	6.0		28	4	5	3	5	2	1	0	0	0	0	35	47	4.50	1.000
Doug Sisk, R ERA: 3.61	(7, 1)	2.0		8	2	1	1	2	0	0	0	0	0	0	12	12	4.50	1.000
Roger McDowell, R ERA: 4.33	(9, 1)	2.0	L	11	3	4	4	0	1	1	0	0	0	0	9	17	18.00	2.000

PITCHER	IP	WLS	BF	H	R	ER	SO	BB	IBB	HBP	BLK	WP	HR	S	P	ERA	WHIP

TOP

San Francisco Giants @ New York Mets

Shea Stadium, Flushing, NY

Wed Aug 19 1987, 7:05 PM EDT

Att. 50,511 - Unknown

livebaseballscorecards.com

AB	41
R	10
H	9
RBI	9
BB	5
SO	7
LOB	21

Batter	1	2	3	4	5	6	7	8	9	10	AB	R	H	RBI	BB	SO	LOB
Lenny Dykstra, L (1, 8) OBP: 0.350, SLG: 0.450	E6 1B SF7	F7		F9		BB 1-2		G3		1B	3	1	0	0	1	0	2
Doug Sisk, R (7, 1)											0	0	0	0	0	0	0
Lee Mazzilli, S (8, PH) OBP: 0.403, SLG: 0.459											1	0	0	0	0	0	1
Roger McDowell, R (9, 1) OBP: 0.333, SLG: 0.364											0	0	0	0	0	0	0
Tim Teufel, R (10, PH) OBP: 0.420, SLG: 0.599											1	0	1	0	0	0	0
Wally Backman, S (1, 4) OBP: 0.298, SLG: 0.274	HR 1-3 1B	1B 1-3			E1 1B G1-4-3	1-3			B1 SSS	K	6	2	2	0	0	1	3
Keith Hernandez, L (1, 3) OBP: 0.390, SLG: 0.451	SF7 3-H	K SSS			G1-4-3 1-3 1B		K SSS		BB BBB 1B		3	0	1	1	1	2	2
Bill Almon, R (9, PR) (10, 6) OBP: 0.333, SLG: 0.311											0	0	0	0	0	0	0
Darryl Strawberry, L (1, 9) OBP: 0.403, SLG: 0.595	HR 1-H		F8	BB BBB G1-4-3			3-1		1B 1-3 BB		4	1	2	2	1	0	0
Kevin McReynolds, R (1, 7) OBP: 0.332, SLG: 0.510	F7		L7	G1-4-3 1-2f 2-3 3-H			6-3		K SSS		5	0	0	0	0	1	4
Gary Carter, R (1, 2) OBP: 0.297, SLG: 0.405	F7		L3	6-3				K SSS	BB BBB 1-2		4	0	0	0	1	1	1
Howard Johnson, S (1, 5) (9, 6) (10, 5) OBP: 0.366, SLG: 0.537		HR		K SSS		F5		2B 1B	K SSS		5	2	2	1	0	2	3
Rafael Santana, R (1, 6) OBP: 0.315, SLG: 0.382		F2		1B		6-3		F9 1-H 2B		F7	3	0	1	0	0	0	0
Dave Magadan, L (8, PH) (9, 5) (10, 3) OBP: 0.400, SLG: 0.457											2	0	1	1	0	0	0
John Mitchell, R (1, 1) OBP: 0.121, SLG: 0.152		1B		K SSS		E4 BB		F9 2-3		K SSS	2	0	1	0	0	1	1
Mookie Wilson, S (6, PH) (7, 8) OBP: 0.349, SLG: 0.460											3	0	0	0	0	1	1
Inning Stats	R: 3 H: 2 E: 1 LOB: 0 K: 0 BB: 0 S: 6 P: 6	R: 1 H: 3 E: 0 LOB: 2 K: 1 BB: 0 S: 8 P: 8	R: 0 H: 0 E: 0 LOB: 0 K: 0 BB: 0 S: 3 P: 3	R: 0 H: 1 E: 0 LOB: 1 K: 2 BB: 0 S: 8 P: 8	R: 1 H: 1 E: 1 LOB: 1 K: 0 BB: 1 S: 4 P: 8	R: 0 H: 0 E: 1 LOB: 2 K: 0 BB: 1 S: 4 P: 8	R: 0 H: 0 E: 0 LOB: 0 K: 1 BB: 0 S: 5 P: 5	R: 1 H: 2 E: 0 LOB: 1 K: 1 BB: 0 S: 7 P: 7	R: 0 H: 1 E: 0 LOB: 3 K: 2 BB: 2 S: 8 P: 16	R: 0 H: 1 E: 0 LOB: 1 K: 2 BB: 0 S: 8 P: 8	1B: 8 SF: 1 2B: 1 SAC: 0 3B: 0 DP: 1 HR: 2 HBP: 0						

PITCHER		IP	WLS	BF	H	R	ER	SO	BB	IBB	HBP	BLK	WP	HR	S	P	ERA	WHIP
Mike Krukow, R ERA: 5.6	(1, 1)	1.2		11	5	4	3	0	0	0	0	0	0	2	11	11	16.20	3.000
Joe Price, L ERA: 3.31	(2, 1)	2.1		8	1	0	0	3	0	0	0	0	0	0	14	14	0.00	0.429
Craig Lefferts, L ERA: 4.09	(5, 1)	1.0		5	1	1	0	0	1	0	0	0	0	0	4	8	0.00	2.000
Don Robinson, R ERA: 3.45	(6, 1)	3.1		16	3	1	1	2	2	0	0	0	0	0	18	26	2.70	1.500
Scott Garrelts, R ERA: 3.04	(9, 1)	1.2	W	7	1	0	0	4	1	0	0	0	0	0	14	18	0.00	1.200

PITCHER	IP	WLS	BF	H	R	ER	SO	BB	IBB	HBP	BLK	WP	HR	S	P	ERA	WHIP

BOTTOM

San Francisco Giants @ New York Mets

Shea Stadium, Flushing, NY

Wed Aug 19 1987, 7:05 PM EDT

Att. 50,511 - Unknown

livebaseballscorecards.com

AB	42
R	6
H	11
RBI	5
BB	4
SO	9
LOB	18

1B: 8 SF: 1
2B: 1 SAC: 0
3B: 0 DP: 1
HR: 2 HBP: 0

WP: 0 PA: 47
PB: 0
SB: 0
CS: 0

San Francisco Giants @ New York Mets

Shea Stadium, Flushing, NY

Thu Aug 20 1987, 3:33 AM EDT

Att. 35,950 - Unknown

TOP

livebaseballscorecards.com

Batter	1	2	3	4	5	6	7	8	9	AB	R	H	RBI	BB	SO	LOB
Eddie Milner, L (1, 8) OBP: 0.280, SLG: 0.326	F9	K		F9			K			4	0	0	0	0	2	1
Robby Thompson, R (1, 4) OBP: 0.321, SLG: 0.405	S, 2B, 1B	F8			S, 1B		K			4	1	2	0	0	1	1
Mike Aldrete, L (1, 7) OBP: 0.375, SLG: 0.449	3-1, 1-H, 2B		BB, 3B		K		5-3			2	1	1	1	1	1	1
Jeffrey Leonard, R (7, PH) (7, 7) OBP: 0.321, SLG: 0.477										1	0	0	0	0	0	0
Will Clark, L (1, 3) OBP: 0.357, SLG: 0.565	3-1, 2-3		1-H, FC1-2, 3B		K, 1-2			F7		4	0	1	1	0	1	2
Chili Davis, S (1, 9) OBP: 0.323, SLG: 0.421	4-3		F6		K			K		4	0	0	0	0	2	3
Bob Brenly, R (1, 2) OBP: 0.357, SLG: 0.498		1B, 2B, 1B	FC1-2, 3-H			F8		F4		4	1	1	0	0	0	1
Chris Speier, R (1, 5) OBP: 0.323, SLG: 0.371		F7	F8			K			K	4	0	0	0	0	2	2
Jose Uribe, S (1, 6) OBP: 0.337, SLG: 0.390		1-2, 2B, 1B		F9		1B			5-3	3	1	2	0	0	0	0
Joel Youngblood, R (9, PH) OBP: 0.289, SLG: 0.382										1	0	0	0	0	0	0
Kelly Downs, R (1, 1) OBP: 0.184, SLG: 0.188										3	0	1	2	0	2	1
Craig Lefferts, L (6, 1) OBP: 0.286, SLG: 0.429		1-H, 2-H, 2B		K	K	K		K	K	0	0	0	0	0	0	0
Jeff Robinson, R (8, 1) OBP: 0.111, SLG: 0.111										0	0	0	0	0	0	0
Candy Maldonado, R (9, PH) OBP: 0.364, SLG: 0.542										1	0	0	0	0	1	0
Inning Stats	R: 1 E: 0 K: 0 S: 5 H: 2 LOB: 1 BB: 0 P: 5	R: 2 E: 0 K: 1 S: 8 H: 3 LOB: 1 BB: 0 P: 8	R: 1 E: 0 K: 0 S: 4 H: 1 LOB: 1 BB: 1 P: 8	R: 0 E: 0 K: 1 S: 5 H: 0 LOB: 0 BB: 0 P: 5	R: 0 E: 0 K: 3 S: 10 H: 1 LOB: 1 BB: 0 P: 10	R: 0 E: 0 K: 2 S: 8 H: 1 LOB: 1 BB: 0 P: 8	R: 0 E: 0 K: 2 S: 7 H: 0 LOB: 0 BB: 0 P: 7	R: 0 E: 0 K: 1 S: 5 H: 0 LOB: 0 BB: 0 P: 5	R: 0 E: 0 K: 2 S: 7 H: 0 LOB: 0 BB: 0 P: 7							

AB	35	
R	4	
H	8	
RBI	4	
BB	1	
SO	12	
LOB	12	

PITCHER		IP	WLS	BF	H	R	ER	SO	BB	IBB	HBP	BLK	WP	HR	S	P	ERA	WHIP	PITCHER	IP	WLS	BF	H	R	ER	SO	BB	IBB	HBP	BLK	WP	HR	S	P	ERA	WHIP
Terry Leach, R ERA: 3.3	(1, 1)	2.0		13	6	4	4	1	1	0	0	0	0	0	14	18	18.00	3.500																	
David Cone, R ERA: 4.58	(3, 1)	4.0	W	14	2	0	0	6	0	0	0	0	0	0	26	26	0.00	0.500																	
Randy Myers, L ERA: 4.42	(7, 1)	3.0	S	9	0	0	0	5	0	0	0	0	0	0	19	19	0.00	0.000																	

1B: 5 2B: 2 3B: 1 HR: 0	SF: 0 SAC: 0 DP: 0 HBP: 0	WP: 0 PB: 0 SB: 2 CS: 0	PA: 36
---	---	---	---

Batter	1	2	3	4	5	6	7	8	9	AB	R	H	RBI	BB	SO	LOB
Lenny Dykstra, L (1, 8) OBP: 0.349, SLG: 0.448	E9 1B		K		4-3	FC1-6 CS 1-2f				4	1	1	0	0	1	1
Wally Backman, S (1, 4) OBP: 0.297, SLG: 0.273	G4-6-3 1B 2-3		6-3		K	CS 1-2	F9			4	0	1	0	0	1	0
Keith Hernandez, L (1, 3) OBP: 0.389, SLG: 0.449	G4-6-3 1-2 3-H		G3		L6		4-3			4	0	1	1	0	0	0
Darryl Strawberry, L (1, 9) OBP: 0.402, SLG: 0.592	G4-6-3 1-2f 2-3			K		1B HR	K			4	1	1	0	0	2	2
Kevin McReynolds, R (1, 7) OBP: 0.333, SLG: 0.517	6-3			HR		HR 1-3		K		4	2	2	1	0	1	1
Howard Johnson, S (1, 5) OBP: 0.367, SLG: 0.536		F9		BLK 2B		HR		K		3	2	1	0	1	1	0
Barry Lyons, R (1, 2) OBP: 0.270, SLG: 0.353		6-3		6-3 1-2		HR 1-H 2-H 3-H		F8		4	1	1	4	0	0	1
Rafael Santana, R (1, 6) OBP: 0.318, SLG: 0.387		1B		2B 2-H		K				3	0	2	1	0	1	0
Terry Leach, R (1, 1) OBP: 0.121, SLG: 0.065		5-3		K		FC1-6 1B				1	0	0	0	0	0	1
David Cone, L (3, 1)										1	0	0	0	0	1	1
Mookie Wilson, S (6, PH) OBP: 0.351, SLG: 0.462										1	0	1	0	0	0	0
Randy Myers, L (7, 1) OBP: 0.200, SLG: 0.200										0	0	0	0	0	0	0
Inning Stats	R: 1 H: 3 E: 1 LOB: 1 K: 0 BB: 0 S: 5 P: 5	R: 0 H: 1 E: 0 LOB: 1 K: 0 BB: 0 S: 4 P: 4	R: 0 H: 0 E: 0 LOB: 0 K: 1 BB: 0 S: 5 P: 5	R: 2 H: 3 E: 0 LOB: 1 K: 2 BB: 0 S: 10 P: 10	R: 0 H: 0 E: 0 LOB: 0 K: 1 BB: 0 S: 5 P: 5	R: 4 H: 4 E: 0 LOB: 0 K: 1 BB: 1 S: 8 P: 12	R: 0 H: 0 E: 0 LOB: 0 K: 1 BB: 0 S: 5 P: 5	R: 0 H: 0 E: 0 LOB: 0 K: 2 BB: 0 S: 7 P: 7		1B: 8 SF: 0 2B: 1 SAC: 0 3B: 0 DP: 1 HR: 2 HBP: 0						

PITCHER		IP	WLS	BF	H	R	ER	SO	BB	IBB	HBP	BLK	WP	HR	S	P	ERA	WHIP
Kelly Downs, R ERA: 4.06	(1, 1)	5.1	L	27	11	7	7	5	0	1	0	1	0	2	36	40	11.81	2.062
Craig Lefferts, L ERA: 4.01	(6, 1)	1.2		4	0	0	0	1	0	0	0	0	0	0	6	6	0.00	0.000
Jeff Robinson, R ERA: 2.79	(8, 1)	1.0		3	0	0	0	2	0	0	0	0	0	0	7	7	0.00	0.000

PITCHER	IP	WLS	BF	H	R	ER	SO	BB	IBB	HBP	BLK	WP	HR	S	P	ERA	WHIP

BOTTOM

San Francisco Giants @ New York Mets

Shea Stadium, Flushing, NY

Thu Aug 20 1987, 3:33 AM EDT

Att. 35,950 - Unknown

livebaseballscorecards.com

AB	33
R	7
H	11
RBI	7
BB	1
SO	8
LOB	7

WP: 0 PB: 0 SB: 0 CS: 1 PA: 35

Batter	1	2	3	4	5	6	7	8	9	AB	R	H	RBI	BB	SO	LOB
Stan Jefferson, S (1, 8) (6, 7) OBP: 0.322, SLG: 0.371	4-3	F7		K		E4 1B 2-3 3-H		L3		5	0	0	0	0	1	3
Tony Gwynn, L (1, 9) OBP: 0.438, SLG: 0.516	S 1B 1B		K		F8	1-3 3-H 1B			1-3	5	1	2	1	0	1	0
Carmelo Martinez, R (1, 7) OBP: 0.371, SLG: 0.415 Shane Mack, R (6, 8) OBP: 0.296, SLG: 0.395	1B 1-2 BB		HR 1B		F8	F8			F9	3 1	1 0	1 0	1 0	0 0	1 0	2 0
John Kruk, L (1, 3) OBP: 0.428, SLG: 0.524	F7		1-H HR		F5		S 1B		K	5	1	2	2	0	1	2
Benito Santiago, R (1, 2) OBP: 0.315, SLG: 0.441	S 1-3 2-H 1B		K			K	F9			4	0	1	1	0	2	1
Randy Ready, R (1, 5) OBP: 0.414, SLG: 0.451	K 1-2		F5			1B 2B	G4-6-3 1-2 BB			3	1	1	0	1	1	2
Garry Templeton, S (1, 6) OBP: 0.287, SLG: 0.299		K		F7		1B E BB	G4-6-3 1-2f			3	1	0	0	1	1	2
Tim Flannery, L (1, 4) OBP: 0.349, SLG: 0.288		4-3		F7		E 1-3 2-H 1B			L1-4 BB	3	1	1	1	1	0	0
Jimmy Jones, R (1, 1) OBP: 0.243, SLG: 0.306 Lance McCullers, S (7, 1) OBP: 0.167, SLG: 0.091 Mark Davis, L (9, 1) OBP: 0.222, SLG: 0.333		1B		1B		F7		L1-4 1-2		3 1 0	0 0 0	2 0 0	0 0 0	0 0 0	0 0 0	2 1 0
Inning Stats	R: 1 E: 0 K: 1 S: 7 H: 2 LOB: 2 BB: 1 P: 11	R: 0 E: 0 K: 1 S: 6 H: 1 LOB: 1 BB: 0 P: 6	R: 2 E: 0 K: 2 S: 9 H: 2 LOB: 0 BB: 0 P: 9	R: 0 E: 0 K: 1 S: 6 H: 1 LOB: 1 BB: 0 P: 6	R: 0 E: 0 K: 0 S: 3 H: 0 LOB: 0 BB: 0 P: 3	R: 3 E: 1 K: 1 S: 9 H: 3 LOB: 2 BB: 1 P: 13	R: 0 E: 0 K: 0 S: 3 H: 1 LOB: 1 BB: 1 P: 7	R: 0 E: 0 K: 0 S: 2 H: 0 LOB: 0 BB: 1 P: 6	R: 0 E: 0 K: 1 S: 5 H: 0 LOB: 0 BB: 0 P: 5	1B: 8 2B: 2 3B: 0 HR: 1 SF: 0 SAC: 0 DP: 2 HBP: 0						

PITCHER		IP	WLS	BF	H	R	ER	SO	BB	IBB	HBP	BLK	WP	HR	S	P	ERA	WHIP
Ron Darling, R ERA: 4.49	(1, 1)	6.0	L	30	9	6	4	6	2	0	0	0	0	1	40	48	6.00	1.833
Jeff Innis, R ERA: 3.24	(7, 1)	1.0		4	1	0	0	0	1	0	0	0	0	0	3	7	0.00	2.000
Jesse Orosco, L ERA: 4.88	(8, 1)	2.0		6	0	0	0	1	1	0	0	0	0	0	7	11	0.00	0.500

PITCHER	IP	WLS	BF	H	R	ER	SO	BB	IBB	HBP	BLK	WP	HR	S	P	ERA	WHIP

TOP

San Diego Padres @ New York Mets

Shea Stadium, Flushing, NY

Fri Aug 21 1987, 7:05 PM EDT

Att. 41,088 - Unknown

livebaseballscorecards.com

AB	36
R	6
H	10
RBI	5
BB	4
SO	7
LOB	15

1B: 8 SF: 0
2B: 2 SAC: 0
3B: 0 DP: 2
HR: 1 HBP: 0

WP: 0 PA: 40
PB: 0
SB: 3
CS: 0

BOTTOM

Batter	1	2	3	4	5	6	7	8	9	AB	R	H	RBI	BB	SO	LOB
Lenny Dykstra, L (1, 8) OBP: 0.349, SLG: 0.445	H 1-0 3-1 SH2-3 HBP		x 0-0 ② FC6-5 PO 2-3			x 0-0 ① F8		x 0-0 1B 1B	x 0-0 ② G3	2	0	0	0	0	0	2
Jeff Innis, R (7, 1)										0	0	0	0	0	0	0
Dave Magadan, L (8, 5) OBP: 0.401, SLG: 0.458										2	0	1	0	0	0	1
Wally Backman, S (1, 4) OBP: 0.297, SLG: 0.271	x 0-0 ① SH2-3 1-2		0-0 ③ PO 1-2	B B B 4-0 G4-6-3 BB		x 0-0 ② 1-3 1-2		S S S 0-3 ① K	S S S 0-3 ③ K	2	0	0	0	1	1	2
Bill Almon, R (9, PH) OBP: 0.329, SLG: 0.306										1	0	0	0	0	1	1
Keith Hernandez, L (1, 3) OBP: 0.388, SLG: 0.447	x 0-0 ② 3-1 2-3			x 0-0 ① ② G4-6-3 1-2f		x 0-0 ③ F9		x 0-0 FC5-4 1-2 1B		4	0	1	0	0	0	3
Darryl Strawberry, L (1, 9) OBP: 0.401, SLG: 0.588	S S S 0-3 ③ K			x 0-0 ③ F9			x 0-0 1B 1B	S S S 0-3 ② K		4	0	1	0	0	2	3
Kevin McReynolds, R (1, 7) OBP: 0.335, SLG: 0.517		x 0-0 ① F8			x 0-0 1B 1B		x 0-0 BB 1-3 1B	x 0-0 ③ FC5-4 1-2f		4	0	2	0	0	0	2
Gary Carter, R (1, 2) OBP: 0.297, SLG: 0.403		x 0-0 ② 5-3			S S S 0-3 ① K		S S S 0-3 ① K		x 0-0 2B 1B	4	1	1	0	0	2	3
Howard Johnson, S (1, 5) (8, 6) OBP: 0.368, SLG: 0.538		x 0-0 ③ F4			x 0-0 G5-4-3 1-3 1B		x 0-0 ② F5		x 0-0 1-H 2B 2B	4	1	2	1	0	0	2
Rafael Santana, R (1, 6) OBP: 0.319, SLG: 0.388			x 0-0 FC6-5 SH3-4 1B		x 0-0 ② ③ G5-4-3 1-2f		B B B B 4-0 1-2 BB		x 0-0 6-3 2-H 2B	2	0	1	0	0	0	2
Lee Mazzilli, S (7, PH) OBP: 0.408, SLG: 0.459										0	0	0	0	1	0	0
Jesse Orosco, R (8, 1)										0	0	0	0	0	0	0
Tim Teufel, R (9, PH) OBP: 0.422, SLG: 0.606										1	0	1	1	0	0	0
Ron Darling, R (1, 1) OBP: 0.172, SLG: 0.232			x 0-0 ① SH3-4 1-2			B B B B 4-0 1-3 BB	S S S 0-3 ③ K		x 0-0 ① 6-3 2-3	0	0	0	0	0	0	0
Mookie Wilson, S (6, PH) OBP: 0.351, SLG: 0.459										2	0	0	0	1	1	4
(7, 8)																
Inning Stats	R: 0 H: 0 E: 0 LOB: 1 K: 1 BB: 0 S: 5 P: 6	R: 0 H: 0 E: 0 LOB: 0 K: 0 BB: 0 S: 3 P: 3	R: 0 H: 1 E: 0 LOB: 0 K: 0 BB: 0 S: 3 P: 3	R: 0 H: 0 E: 0 LOB: 0 K: 0 BB: 1 S: 2 P: 6	R: 0 H: 2 E: 0 LOB: 1 K: 1 BB: 0 S: 6 P: 6	R: 0 H: 0 E: 0 LOB: 1 K: 0 BB: 1 S: 3 P: 7	R: 0 H: 2 E: 0 LOB: 3 K: 2 BB: 1 S: 9 P: 13	R: 0 H: 2 E: 0 LOB: 2 K: 2 BB: 0 S: 9 P: 9	R: 2 H: 3 E: 0 LOB: 1 K: 1 BB: 0 S: 8 P: 8	1B: 8 SF: 0 2B: 2 SAC: 2 3B: 0 DP: 2 HR: 0 HBP: 1						WP: 0 PA: 39 PB: 0 SB: 0 CS: 0	

PITCHER		IP	WLS	BF	H	R	ER	SO	BB	IBB	HBP	BLK	WP	HR	S	P	ERA	WHIP
Jimmy Jones, R ERA: 4.45	(1, 1)	6.0	W	23	5	0	0	2	2	0	1	0	0	0	24	33	0.00	1.167
Lance McCullers, R ERA: 4.21	(7, 1)	2.0		12	5	2	2	4	1	0	0	0	0	0	19	23	9.00	3.000
Mark Davis, L ERA: 4.35	(9, 1)	1.0		3	0	0	0	1	0	0	0	0	0	0	5	5	0.00	0.000

PITCHER	IP	WLS	BF	H	R	ER	SO	BB	IBB	HBP	BLK	WP	HR	S	P	ERA	WHIP

San Diego Padres @ New York Mets

Shea Stadium, Flushing, NY

Fri Aug 21 1987, 7:05 PM EDT

Att. 41,088 - Unknown

AB	32
R	2
H	10
RBI	2
BB	3
SO	7
LOB	25

livebaseballscorecards.com

San Diego Padres @ New York Mets

Shea Stadium, Flushing, NY

Sat Aug 22 1987, 7:05 PM EDT

Att. 38,476 - Unknown

TOP

livebaseballscorecards.com

Batter	1	2	3	4	5	6	7	8	9	AB	R	H	RBI	BB	SO	LOB
Stan Jefferson, S (1, 8) (6, 7) OBP: 0.326, SLG: 0.379	L3		FC4 BB 1-2		4-3		1B 3B		3B 1B	4	2	2	0	1	0	0
Tony Gwynn, L (1, 9) OBP: 0.438, SLG: 0.520	6-3		FC4 1-2 2-3		F7		E 1B 3-H 1B		SF7 3B 1-H	5	1	2	2	0	0	2
Carmelo Martinez, R (1, 7) OBP: 0.368, SLG: 0.411 Shane Mack, R (6, 8) OBP: 0.293, SLG: 0.393	K		K			6-3	K		SF7 3-H	3 1	0 0	0 0	0 1	0 0	2 1	3 1
John Kruk, L (1, 3) OBP: 0.431, SLG: 0.537 Tim Flannery, L (7, PR) (7, 4) OBP: 0.348, SLG: 0.286		HR 1B	SF7 3-H			HR	E 1-2 1B		F8	3 1	2 0	3 0	2 0	0 0	0 0	0 0
Benito Santiago, R (1, 2) OBP: 0.314, SLG: 0.438		K 1-1	F9			CS 1B	E4 G4-6-3 1-2 2-3		F8	5	0	1	0	0	1	5
Randy Ready, R (1, 4) (7, 5) OBP: 0.415, SLG: 0.468		HR 1-H		5-3		1B 2B 1-2	G4-6-3 1-2f			4	2	2	2	0	0	3
Garry Templeton, S (1, 6) OBP: 0.287, SLG: 0.298		5-3		F9		1B 2-H		3-1		4	0	1	1	0	0	0
Luis Salazar, R (1, 5) (7, 3) OBP: 0.329, SLG: 0.366		L9		K		IBB		6-3		3	0	0	0	1	1	0
Ed Whitson, R (1, 1) OBP: 0.130, SLG: 0.132 Mark Davis, L (3, 1) OBP: 0.207, SLG: 0.310 Lance McCullers, S (7, 1) OBP: 0.154, SLG: 0.083 Rich Gossage, R (8, 1)			FC4 BB SF7 BB		F8	G3		K		0 2 1 0	1 0 0 0	0 0 0 0	0 0 0 0	1 0 0 0	0 0 1 0	0 2 0 0

	AB	36
	R	8
	H	11
	RBI	8
	BB	3
	SO	6
	LOB	16

Inning Stats																												
	R: 0	E: 0	K: 1	S: 5	H: 0	LOB: 0	BB: 0	P: 5	R: 2	E: 0	K: 1	S: 7	H: 2	LOB: 0	BB: 0	P: 7	R: 1	E: 0	K: 1	S: 6	H: 0	LOB: 2	BB: 2	P: 14	R: 0	E: 0	K: 1	S: 5	H: 0	LOB: 0	BB: 0	P: 5
	R: 0	E: 0	K: 0	S: 3	H: 0	LOB: 0	BB: 0	P: 3	R: 2	E: 0	K: 0	S: 6	H: 4	LOB: 2	BB: 1	P: 10	R: 1	E: 1	K: 1	S: 8	H: 3	LOB: 3	BB: 0	P: 8	R: 0	E: 0	K: 1	S: 5	H: 0	LOB: 0	BB: 0	P: 5
	R: 2	E: 0	K: 0	S: 5	H: 2	LOB: 0	BB: 0	P: 5	1B: 6	2B: 1	3B: 2	HR: 2	SF: 2	SAC: 0	DP: 1	HBP: 0	WP: 0	PB: 0	SB: 0	CS: 2	PA: 41											

PITCHER		IP	WLS	BF	H	R	ER	SO	BB	IBB	HBP	BLK	WP	HR	S	P	ERA	WHIP
Sid Fernandez, L ERA: 3.55	(1, 1)	6.0	L	27	6	5	4	4	2	1	0	0	0	2	32	44	6.00	1.333
Doug Sisk, R ERA: 3.64	(7, 1)	2.0		9	3	1	1	2	0	0	0	0	0	0	13	13	4.50	1.500
Randy Myers, L ERA: 4.67	(9, 1)	1.0		5	2	2	2	0	0	0	0	0	0	0	5	5	18.00	2.000

PITCHER	IP	WLS	BF	H	R	ER	SO	BB	IBB	HBP	BLK	WP	HR	S	P	ERA	WHIP

Batter	1	2	3	4	5	6	7	8	9	AB	R	H	RBI	BB	SO	LOB
Lenny Dykstra, L (1, 8) OBP: 0.349, SLG: 0.447	6-3		F7			F8 2B		K		3	0	1	0	0	0	1
Doug Sisk, R (7, 1)										0	0	0	0	0	0	0
Lee Mazzilli, S (8, PH) (9, 7) OBP: 0.405, SLG: 0.455										1	0	0	0	0	1	0
Wally Backman, S (1, 4) OBP: 0.296, SLG: 0.270	F6		K			F8 2-3		1B 1B		1	0	0	0	0	0	0
Tim Teufel, R (3, PH) (4, 4) OBP: 0.421, SLG: 0.602										3	0	1	0	0	1	2
Keith Hernandez, L (1, 3) OBP: 0.387, SLG: 0.446	6-3			4-3		K		1-2 1B		4	0	1	0	0	1	1
Darryl Strawberry, L (1, 9) OBP: 0.402, SLG: 0.588		FC5-4 1B		K			BB HR 1B	K		4	1	2	0	0	2	2
Kevin McReynolds, R (1, 7) OBP: 0.334, SLG: 0.513		FC5-4 S 1-2f		L5			BBBB 1-2 HR BB	F2		3	1	0	0	1	0	3
Randy Myers, L (9, 1) OBP: 0.200, SLG: 0.200										0	0	0	0	0	0	0
Gary Carter, R (1, 2) OBP: 0.297, SLG: 0.409		5-3 1-2			F4		1-H 2-H HR		L8	4	1	1	3	0	0	1
Howard Johnson, S (1, 6) OBP: 0.367, SLG: 0.534		5-3			BBBB CS BB		4-3		F5	3	0	0	0	1	0	1
Dave Magadan, L (1, 5) OBP: 0.398, SLG: 0.452			SH1-4 1B		G3 1-2		4-3		4-3	4	0	1	0	0	0	1
Sid Fernandez, L (1, 1) OBP: 0.179, SLG: 0.216			SH1-4 1-2			6-3	F8			0	0	0	0	0	0	0
Mookie Wilson, S (6, PH) (7, 8) OBP: 0.349, SLG: 0.456										2	0	0	0	0	0	0
Inning Stats	R: 0 E: 0 K: 0 S: 3 H: 0 LOB: 0 BB: 0 P: 3	R: 0 E: 0 K: 0 S: 4 H: 1 LOB: 1 BB: 0 P: 4	R: 0 E: 0 K: 1 S: 6 H: 1 LOB: 1 BB: 0 P: 6	R: 0 E: 0 K: 1 S: 5 H: 0 LOB: 0 BB: 0 P: 5	R: 0 E: 0 K: 0 S: 2 H: 0 LOB: 0 BB: 1 P: 6	R: 0 E: 0 K: 1 S: 6 H: 1 LOB: 1 BB: 0 P: 6	R: 3 E: 0 K: 0 S: 5 H: 2 LOB: 0 BB: 1 P: 9	R: 0 E: 0 K: 2 S: 9 H: 2 LOB: 2 BB: 0 P: 9	R: 0 E: 0 K: 0 S: 3 H: 0 LOB: 0 BB: 0 P: 3	1B: 5 2B: 1 3B: 0 HR: 1	SF: 0 SAC: 1 DP: 0 HBP: 0			WP: 0 PB: 0 SB: 1 CS: 1	PA: 35		

PITCHER		IP	WLS	BF	H	R	ER	SO	BB	IBB	HBP	BLK	WP	HR	S	P	ERA	WHIP
Ed Whitson, R ERA: 4.58	(1, 1)	2.0		8	2	0	0	0	0	0	0	0	0	0	8	8	0.00	1.000
Mark Davis, L ERA: 4.36	(3, 1)	4.0	W	15	2	2	2	3	2	0	0	0	0	0	19	27	4.50	1.000
Lance McCullers, R ERA: 4.26	(7, 1)	1.0		4	1	1	1	0	0	0	0	0	0	1	4	4	9.00	1.000
Rich Gossage, R ERA: 2.49	(8, 1)	2.0	S	8	2	0	0	2	0	0	0	0	0	0	12	12	0.00	1.000

PITCHER	IP	WLS	BF	H	R	ER	SO	BB	IBB	HBP	BLK	WP	HR	S	P	ERA	WHIP

BOTTOM

San Diego Padres @ New York Mets

Shea Stadium, Flushing, NY

Sat Aug 22 1987, 7:05 PM EDT

Att. 38,476 - Unknown

livebaseballscorecards.com

AB	32
R	3
H	7
RBI	3
BB	2
SO	5
LOB	12

Batter	1	2	3	4	5	6	7	8	9	AB	R	H	RBI	BB	SO	LOB
Stan Jefferson, S (1, 8) OBP: 0.325, SLG: 0.377	6-3		F8		1B 2-H 3-H		6-3			4	0	1	1	0	0	3
Randy Ready, R (1, 5) (7, 4) OBP: 0.413, SLG: 0.472	6-3			1B 3B		F8		L4		4	1	1	0	0	0	0
Tony Gwynn, L (1, 9) OBP: 0.436, SLG: 0.517	F7			K S S S		4-3 BB 1B		4-3		4	0	1	0	0	1	1
Carmelo Martinez, R (1, 3) OBP: 0.369, SLG: 0.410		F9		G5-4-3 3-H 1B		4-3 1-2 BB B B B B		5-3		3	0	1	1	1	0	0
Benito Santiago, R (1, 2) OBP: 0.311, SLG: 0.435		L6		G5-4-3 1-2f		4-3 1-2 2-3			FC6-4 1B	3	0	0	0	0	0	3
Bruce Bochy, R (8, 2) OBP: 0.276, SLG: 0.281										1	0	1	0	0	0	0
Marvell Wynne, L (1, 7) OBP: 0.329, SLG: 0.340		F7			F8	1-3			L8	4	0	0	0	0	0	3
Garry Templeton, S (1, 6) OBP: 0.289, SLG: 0.301			S 1B		SH2-4 S 1B 1B		F8		FC6-4 1B 1-2f	4	1	2	0	0	0	1
Tim Flannery, L (1, 4) OBP: 0.352, SLG: 0.288 Shane Mack, R (7, PR) OBP: 0.283, SLG: 0.393 Keith Comstock, L (7, 1) Greg Booker, R (7, 1) Storm Davis, R (8, 1) OBP: 0.063, SLG: 0.063 Chris Brown, R (9, PH) OBP: 0.286, SLG: 0.364			K S S S		SH2-4 1-2 1B 1B		4-3 B B B B BB		1-3 1B	2 0 0 0 0 1	0 0 0 0 0 0	1 0 0 0 0 1	0 0 0 0 0 0	1 0 0 0 0 0	1 0 0 0 0 0	1 0 0 0 0 0
Eric Nolte, L (1, 1) OBP: 0.111, SLG: 0.111 Luis Salazar, R (7, PH) OBP: 0.325, SLG: 0.361 (7, 5)			L6 1-2		SH2-4 1-2 2-3		4-3 1-2		4-3	1 2	0 0	0 0	0 0	0 0	0 0	1 3
Inning Stats	R: 0 E: 0 K: 0 S: 3 H: 0 LOB: 0 BB: 0 P: 3	R: 0 E: 0 K: 0 S: 3 H: 0 LOB: 0 BB: 0 P: 3	R: 0 E: 0 K: 1 S: 6 H: 1 LOB: 1 BB: 0 P: 6	R: 1 E: 0 K: 1 S: 6 H: 2 LOB: 0 BB: 0 P: 6	R: 1 E: 0 K: 0 S: 5 H: 3 LOB: 2 BB: 0 P: 5	R: 0 E: 0 K: 0 S: 4 H: 1 LOB: 2 BB: 1 P: 8	R: 0 E: 0 K: 0 S: 3 H: 0 LOB: 2 BB: 1 P: 7	R: 0 E: 0 K: 0 S: 3 H: 0 LOB: 0 BB: 0 P: 3	R: 0 E: 0 K: 0 S: 5 H: 2 LOB: 2 BB: 0 P: 5	1B: 8 2B: 0 3B: 1 HR: 0 SF: 0 SAC: 1 DP: 1 HBP: 0						

PITCHER		IP	WLS	BF	H	R	ER	SO	BB	IBB	HBP	BLK	WP	HR	S	P	ERA	WHIP
Dwight Gooden, R ERA: 3.07	(1, 1)	6.1	W	26	7	2	2	2	2	0	0	0	0	0	28	36	2.84	1.421
Roger McDowell, R ERA: 4.16	(7, 1)	2.2	S	10	2	0	0	0	0	0	0	0	0	0	10	10	0.00	0.750

PITCHER	IP	WLS	BF	H	R	ER	SO	BB	IBB	HBP	BLK	WP	HR	S	P	ERA	WHIP

San Diego Padres @ New York Mets

Shea Stadium, Flushing, NY

Sun Aug 23 1987, 3:33 AM EDT

Att. 42,951 - Unknown

TOP

livebaseballscorecards.com

AB	33
R	2
H	9
RBI	2
BB	2
SO	2
LOB	16

WP: 0 PA: 36
PB: 0
SB: 2
CS: 0

Batter	1	2	3	4	5	6	7	8	9	AB	R	H	RBI	BB	SO	LOB
Mookie Wilson, S (1, 8) OBP: 0.350, SLG: 0.455	5-3		F9		5-3 (3-H)		BB, S, SF8, 1B	S, 2B, 1B		5	2	2	1	0	0	0
Tim Teufel, R (1, 4) OBP: 0.425, SLG: 0.610	F8		2B		F8		BB, BB, HBP, BB (1-2)	F8, 2B (1-H)		4	1	2	1	1	0	0
Keith Hernandez, L (1, 3) OBP: 0.389, SLG: 0.447	HBP		4-3		2B		HBP, BB, WP, BB (1-2, 2-3)	F8 (2-3)		3	1	1	0	1	0	2
Darryl Strawberry, L (1, 9) OBP: 0.400, SLG: 0.592	F9			HR	F9		SF8 (3-H)	F6		4	1	1	2	0	0	3
Kevin McReynolds, R (1, 7) OBP: 0.331, SLG: 0.508		K		4-3		E6	L9	6-3		5	0	0	0	0	1	3
Howard Johnson, S (1, 5) OBP: 0.369, SLG: 0.540		HR		5-3		1-3	WP, HBP, 1B, BB (1-2, 2-3)			3	2	1	1	1	0	1
Barry Lyons, R (1, 2) OBP: 0.278, SLG: 0.346		F9		BB		K	WP, 1B, HBP (1-2, 2-3, 3-H)			2	1	0	1	1	1	1
Rafael Santana, R (1, 6) OBP: 0.321, SLG: 0.387		5-3		F9		FC6-4, IBB	1B (1-H, 2-H, 3-H)			3	0	1	2	1	0	1
Dwight Gooden, R (1, 1) OBP: 0.244, SLG: 0.244			F9		E9, 5-3, 1B	FC6-4 (1-2f)	5-3			3	1	1	0	0	0	2
Roger McDowell, R (7, 1) OBP: 0.308, SLG: 0.333										1	0	0	0	0	0	1
Inning Stats	R: 0 E: 0 K: 0 S: 3 H: 0 LOB: 1 BB: 0 P: 4	R: 1 E: 0 K: 1 S: 6 H: 1 LOB: 0 BB: 0 P: 6	R: 0 E: 0 K: 0 S: 4 H: 1 LOB: 1 BB: 0 P: 4	R: 1 E: 0 K: 0 S: 4 H: 1 LOB: 1 BB: 1 P: 8	R: 1 E: 1 K: 0 S: 5 H: 2 LOB: 1 BB: 0 P: 5	R: 0 E: 1 K: 1 S: 6 H: 0 LOB: 2 BB: 1 P: 10	R: 5 E: 0 K: 0 S: 5 H: 2 LOB: 1 BB: 3 P: 18	R: 1 E: 0 K: 0 S: 5 H: 2 LOB: 1 BB: 0 P: 5		1B: 4 2B: 3 3B: 0 HR: 2	SF: 1 SAC: 0 DP: 0 HBP: 2			WP: 1 PB: 0 SB: 2 CS: 0	PA: 41		

PITCHER		IP	WLS	BF	H	R	ER	SO	BB	IBB	HBP	BLK	WP	HR	S	P	ERA	WHIP
Eric Nolte, L ERA: 1.95	(1, 1)	6.0	L	27	5	3	2	2	1	1	1	0	0	2	28	37	3.00	1.000
Keith Comstock, L ERA: 3.59	(7, 1)	0.1		4	1	3	3	0	2	0	0	0	0	0	2	10	81.00	9.000
Greg Booker, R ERA: 3.63	(7, 1)	0.2		5	1	2	2	0	1	0	1	0	1	0	3	8	27.00	3.000
Storm Davis, R ERA: 6.38	(8, 1)	1.0		5	2	1	1	0	0	0	0	0	0	0	5	5	9.00	2.000

PITCHER	IP	WLS	BF	H	R	ER	SO	BB	IBB	HBP	BLK	WP	HR	S	P	ERA	WHIP

BOTTOM

San Diego Padres @ New York Mets

Shea Stadium, Flushing, NY

Sun Aug 23 1987, 3:33 AM EDT

Att. 42,951 - Unknown

livebaseballscorecards.com

AB	33
R	9
H	9
RBI	8
BB	5
SO	2
LOB	14

Batter	1	2	3	4	5	6	7	8	9	AB	R	H	RBI	BB	SO	LOB
Glenn Hoffman, R (1, 6) OBP: 0.273, SLG: 0.278	x 0-0 L-3 1B		x 0-0 ① 4-3		x 0-0 ③ B1-3			x 0-0 1B		4	0	2	0	0	0	0
Franklin Stubbs, L (1, 9) OBP: 0.302, SLG: 0.439	x 0-0 ① F7		x 0-0 ② 6-3			x 0-0 ① L9		x 0-0 ③ L8		3	0	0	0	0	0	1
Steve Sax, R (8, PH) OBP: 0.310, SLG: 0.338										1	0	0	0	0	0	1
Matt Young, L (8, 1)										0	0	0	0	0	0	0
Pedro Guerrero, R (1, 7) OBP: 0.400, SLG: 0.537	x 0-0 ② ③ L3 1-2		B B B B 4-0 BB			x 0-0 ② 6-3			x 0-0 ① 4-3	2	0	0	0	1	0	1
Danny Heep, L (6, 7) OBP: 0.215, SLG: 0.213										0	0	0	0	0	0	0
Tito Landrum, R (9, PH) OBP: 0.300, SLG: 0.264										1	0	0	0	0	0	0
John Shelby, S (1, 8) OBP: 0.293, SLG: 0.451		x 0-0 2B 5-3 1B	x 0-0 ③ F8		S S S 0-3 ③ K				x 0-0 ② 6-3	4	0	1	0	0	1	1
Mickey Hatcher, R (1, 3) OBP: 0.350, SLG: 0.465		x 0-0 ① 5-3 1-2		x 0-0 ① 4-3			S S S 0-3 ① K		S S S 0-3 ③ K	4	0	0	0	0	2	1
Mike Scioscia, L (1, 2) OBP: 0.350, SLG: 0.389		x 0-0 2-3 2B		x 0-0 ② G3			x 0-0 ② F8			3	0	1	0	0	0	0
Phil Garner, R (1, 4) OBP: 0.275, SLG: 0.308		x 0-0 ② F9		x 0-0 ③ F7			x 0-0 ③ F2			3	0	0	0	0	0	2
Tracy Woodson, R (1, 5) OBP: 0.281, SLG: 0.317		I I I I 4-0 IBB			x 0-0 ① F7			x 0-0 ① 5-3		2	0	0	0	1	0	0
Shawn Hillegas, R (1, 1)		x 0-0 ③ G3			S S S 0-3 ② K			S S S 0-3 ② K		2	0	0	0	0	1	3
Ken Landreaux, L (8, PH) OBP: 0.279, SLG: 0.348 (8, 9)										1	0	0	0	0	1	0
Inning Stats	R: 0 E: 0 K: 0 S: 3 H: 1 LOB: 0 BB: 0 P: 3	R: 0 E: 0 K: 0 S: 5 H: 2 LOB: 3 BB: 1 P: 9	R: 0 E: 0 K: 0 S: 3 H: 0 LOB: 1 BB: 1 P: 7	R: 0 E: 0 K: 0 S: 3 H: 0 LOB: 0 BB: 0 P: 3	R: 0 E: 0 K: 1 S: 5 H: 0 LOB: 0 BB: 0 P: 0	R: 0 E: 0 K: 1 S: 5 H: 0 LOB: 0 BB: 0 P: 5	R: 0 E: 0 K: 1 S: 5 H: 0 LOB: 0 BB: 0 P: 5	R: 0 E: 0 K: 1 S: 6 H: 1 LOB: 1 BB: 0 P: 6	R: 0 E: 0 K: 1 S: 5 H: 0 LOB: 0 BB: 0 P: 5	1B: 3 2B: 2 3B: 0 HR: 0	SF: 0 SAC: 0 DP: 1 HBP: 0						

TOP

Los Angeles Dodgers @ New York Mets

Shea Stadium, Flushing, NY

Mon Aug 24 1987, 7:05 PM EDT

Att. 38,377 - Unknown

livebaseballscorecards.com

AB	30
R	0
H	4
RBI	0
BB	2
SO	5
LOB	10

WP: 0 PB: 0 SB: 0 CS: 0 PA: 32

PITCHER		IP	WLS	BF	H	R	ER	SO	BB	IBB	HBP	BLK	WP	HR	S	P	ERA	WHIP
Rick Aguilera, R ERA: 3.56	(1, 1)	7.2	W	28	4	0	0	4	1	1	0	0	0	0	34	42	0.00	0.652
Randy Myers, L ERA: 4.64	(8, 1)	0.1		1	0	0	0	0	0	0	0	0	0	0	1	1	0.00	0.000
Roger McDowell, R ERA: 4.11	(9, 1)	1.0	S	3	0	0	0	1	0	0	0	0	0	0	5	5	0.00	0.000

PITCHER	IP	WLS	BF	H	R	ER	SO	BB	IBB	HBP	BLK	WP	HR	S	P	ERA	WHIP

Batter	1	2	3	4	5	6	7	8	9	AB	R	H	RBI	BB	SO	LOB
Lenny Dykstra, L (1, 8) OBP: 0.348, SLG: 0.447	F7			SH2-3, 1B, 2B	G3			G3		4	1	1	0	0	0	1
Wally Backman, S (1, 4) OBP: 0.297, SLG: 0.268	6-3			SH2-3 (2-3)		BBBB, CS, BB		6-3		2	0	0	0	1	0	0
Keith Hernandez, L (1, 3) OBP: 0.390, SLG: 0.446	K			BB, 1B (3-H)		BBBB, 1B (1-2), BB		G3		3	0	1	1	1	1	0
Darryl Strawberry, L (1, 9) OBP: 0.401, SLG: 0.591		F3		BBBB, BB (1-2)		1B (1-2)				2	0	1	0	1	0	0
Kevin McReynolds, R (1, 7) OBP: 0.329, SLG: 0.504		5-3		L5		F5				3	0	0	0	0	0	4
Gary Carter, R (1, 2) OBP: 0.295, SLG: 0.406		3-1		4-3		F9				3	0	0	0	0	0	4
Howard Johnson, S (1, 5) OBP: 0.368, SLG: 0.537			K	BBBB, S, BB			F9			2	0	0	0	1	1	0
Rafael Santana, R (1, 6) OBP: 0.318, SLG: 0.384			K	L4 (1-2)			5-3			3	0	0	0	0	1	1
Rick Aguilera, R (1, 1) OBP: 0.217, SLG: 0.227			K	K			K			3	0	0	0	0	3	1
Randy Myers, L (8, 1) OBP: 0.200, SLG: 0.200										0	0	0	0	0	0	0
Roger McDowell, R (9, 1) OBP: 0.308, SLG: 0.333										0	0	0	0	0	0	0
Inning Stats	R: 0 E: 0 K: 1 S: 5 H: 0 LOB: 0 BB: 0 P: 5	R: 0 E: 0 K: 0 S: 3 H: 0 LOB: 0 BB: 0 P: 3	R: 0 E: 0 K: 3 S: 9 H: 0 LOB: 0 BB: 0 P: 9	R: 1 E: 0 K: 0 S: 5 H: 2 LOB: 2 BB: 1 P: 9	R: 0 E: 0 K: 1 S: 5 H: 0 LOB: 1 BB: 1 P: 9	R: 0 E: 0 K: 0 S: 3 H: 1 LOB: 2 BB: 2 P: 11	R: 0 E: 0 K: 1 S: 5 H: 0 LOB: 0 BB: 0 P: 5	R: 0 E: 0 K: 0 S: 3 H: 0 LOB: 0 BB: 0 P: 3		1B: 2 2B: 1 3B: 0 HR: 0 SF: 0 SAC: 1 DP: 0 HBP: 0						

PITCHER		IP	WLS	BF	H	R	ER	SO	BB	IBB	HBP	BLK	WP	HR	S	P	ERA	WHIP
Shawn Hillegas, R ERA: 3.18	(1, 1)	7.0	L	27	3	1	1	6	4	0	0	0	0	0	35	51	1.29	1.000
Matt Young, L ERA: 4.19	(8, 1)	1.0		3	0	0	0	0	0	0	0	0	0	0	3	3	0.00	0.000

PITCHER	IP	WLS	BF	H	R	ER	SO	BB	IBB	HBP	BLK	WP	HR	S	P	ERA	WHIP

BOTTOM

Los Angeles Dodgers @ New York Mets

Shea Stadium, Flushing, NY

Mon Aug 24 1987, 7:05 PM EDT

Att. 38,377 - Unknown

livebaseballscorecards.com

AB	25
R	1
H	3
RBI	1
BB	4
SO	6
LOB	11

WP: 0 PA: 30
PB: 0
SB: 1
CS: 1

Batter	1	2	3	4	5	6	7	8	9	AB	R	H	RBI	BB	SO	LOB
Steve Sax, R (1, 4) OBP: 0.309, SLG: 0.335	G3		4-3		BB (1-2, 2-3)			K	FC6-4 (1-2f)	4	0	0	0	1	1	2
Franklin Stubbs, L (1, 9) (9, 3) OBP: 0.302, SLG: 0.439	HR 2B		F8		3-1			G3		4	1	1	0	0	0	2
Pedro Guerrero, R (1, 7) OBP: 0.400, SLG: 0.535	K		F9			HBP		FC6-4 1B		3	0	1	0	0	1	1
John Shelby, S (1, 8) OBP: 0.292, SLG: 0.456	HR (2-H)			E4 CS		F7		FC6-4 (1-2f)		4	1	1	2	0	0	2
Mickey Hatcher, R (1, 3) OBP: 0.345, SLG: 0.458	6-3			K (1-2)		F2			G5-6-3	4	0	0	0	0	1	2
Tito Landrum, R (9, 9) OBP: 0.300, SLG: 0.264										0	0	0	0	0	0	0
Mike Scioscia, L (1, 2) OBP: 0.347, SLG: 0.385		F9		G3		5-3			K	4	0	0	0	0	1	1
Tracy Woodson, R (1, 5) OBP: 0.295, SLG: 0.331		1B			CS BB 1B		L6		1B 1B	4	1	3	0	0	0	0
Glenn Hoffman, R (1, 6) OBP: 0.284, SLG: 0.280		F6			BB (1-2) CS		6-3		1B (1-2)	3	0	1	0	1	0	1
Fernando Valenzuela, L (1, 1) OBP: 0.155, SLG: 0.155		F9			K		F7		FC6-4 (1-2, 2-H)	4	0	1	1	0	1	3
Inning Stats	R: 2 E: 0 K: 1 S: 7 H: 2 LOB: 0 BB: 0 P: 7	R: 0 E: 0 K: 0 S: 4 H: 1 LOB: 1 BB: 0 P: 4	R: 0 E: 0 K: 0 S: 3 H: 0 LOB: 0 BB: 0 P: 3	R: 0 E: 1 K: 1 S: 5 H: 0 LOB: 0 BB: 0 P: 5	R: 0 E: 0 K: 1 S: 5 H: 1 LOB: 2 BB: 2 P: 13	R: 0 E: 0 K: 0 S: 3 H: 0 LOB: 1 BB: 0 P: 4	R: 0 E: 0 K: 0 S: 3 H: 0 LOB: 0 BB: 0 P: 3	R: 0 E: 0 K: 1 S: 6 H: 1 LOB: 1 BB: 0 P: 6	R: 1 E: 0 K: 1 S: 8 H: 3 LOB: 2 BB: 0 P: 8	1B: 6 2B: 1 3B: 0 HR: 1 SF: 0 SAC: 0 DP: 0 HBP: 1							

TOP

Los Angeles Dodgers @ New York Mets

Shea Stadium, Flushing, NY

Tue Aug 25 1987, 7:05 PM EDT

Att. 41,286 - Unknown

livebaseballscorecards.com

AB	34
R	3
H	8
RBI	3
BB	2
SO	5
LOB	14

WP: 0 PB: 0 SB: 0 CS: 3 PA: 37

PITCHER		IP	WLS	BF	H	R	ER	SO	BB	IBB	HBP	BLK	WP	HR	S	P	ERA	WHIP
David Cone, R ERA: 4.42	(1, 1)	6.0	L	24	4	2	2	3	2	0	1	0	0	1	27	36	3.00	1.000
Terry Leach, R ERA: 3.29	(7, 1)	3.0		13	4	1	1	2	0	0	0	0	0	0	17	17	3.00	1.333

PITCHER	IP	WLS	BF	H	R	ER	SO	BB	IBB	HBP	BLK	WP	HR	S	P	ERA	WHIP

BOTTOM

Los Angeles Dodgers @ New York Mets

Shea Stadium, Flushing, NY

Tue Aug 25 1987, 7:05 PM EDT

Att. 41,286 - Unknown

livebaseballscorecards.com

Batter	1	2	3	4	5	6	7	8	9	AB	R	H	RBI	BB	SO	LOB
Mookie Wilson, S (1, 8) OBP: 0.347, SLG: 0.454	K		F7		6-3				K	5	1	1	0	0	2	0
Tim Teufel, R (1, 4) OBP: 0.433, SLG: 0.611	F8		WP, BB		E, BB; 2-H		L4-3		BB	3	0	2	1	2	0	0
Keith Hernandez, L (1, 3) OBP: 0.392, SLG: 0.448	BB, 2B		1-2 BB		1-2 E, BB		K		K	3	0	1	0	2	2	2
Darryl Strawberry, L (1, 9) OBP: 0.400, SLG: 0.587	BB, BB		K		E1; 1-2 2-3		L4-3; 1-2			3	0	0	0	1	1	5
Kevin McReynolds, R (1, 7) OBP: 0.328, SLG: 0.501	1-2 2-3 BB		F9		K			E5, WP, SH1-3		3	0	0	0	1	1	5
Gary Carter, R (1, 2) OBP: 0.295, SLG: 0.404	F2			BB	F3			SH1-3; 1-2		2	0	0	0	1	0	6
Howard Johnson, S (1, 5) OBP: 0.367, SLG: 0.533		K	K	K	K			2-3 G6-4-3, BB		3	0	0	0	1	3	4
Rafael Santana, R (1, 6) OBP: 0.315, SLG: 0.379		F8	K	K		F5		G6-4-3; 1-2f		4	0	0	0	0	1	3
David Cone, L (1, 1) Bill Almon, R (6, PH) OBP: 0.324, SLG: 0.302 Terry Leach, R (7, 1) OBP: 0.121, SLG: 0.065 Lee Mazzilli, S (9, PH) OBP: 0.402, SLG: 0.450		K	K	K		K			6-3	2	0	0	0	0	2	1
										1	0	0	0	0	1	0
										0	0	0	0	0	0	0
										1	0	0	0	0	0	0

Inning Stats	1	2	3	4	5	6	7	8	9
	R: 0 H: 1 E: 0 LOB: 3 K: 1 BB: 2 S: 6 P: 14	R: 0 H: 0 E: 0 LOB: 0 K: 2 BB: 0 S: 7 P: 7	R: 0 H: 0 E: 0 LOB: 2 K: 1 BB: 2 S: 5 P: 13	R: 0 H: 0 E: 0 LOB: 1 K: 3 BB: 1 S: 9 P: 13	R: 1 H: 2 E: 1 LOB: 3 K: 2 BB: 1 S: 10 P: 14	R: 0 H: 0 E: 0 LOB: 0 K: 1 BB: 0 S: 5 P: 5	R: 0 H: 1 E: 0 LOB: 0 K: 1 BB: 0 S: 5 P: 5	R: 0 H: 0 E: 1 LOB: 1 K: 0 BB: 1 S: 3 P: 7	R: 0 H: 0 E: 0 LOB: 1 K: 2 BB: 1 S: 7 P: 11

	AB	30
	R	1
	H	4
	RBI	1
	BB	8
	SO	13
	LOB	26

	1B: 2	SF: 0	WP: 2	PA: 39
	2B: 3	SAC: 1	PB: 0	
	3B: 0	DP: 2	SB: 0	
	HR: 0	HBP: 0	CS: 0	

PITCHER	IP	WLS	BF	H	R	ER	SO	BB	IBB	HBP	BLK	WP	HR	S	P	ERA	WHIP
Fernando Valenzuela, L (1, 1) ERA: 4.14	9.0	W	39	4	1	1	13	8	0	0	0	2	0	57	89	1.00	1.333

PITCHER	IP	WLS	BF	H	R	ER	SO	BB	IBB	HBP	BLK	WP	HR	S	P	ERA	WHIP

Los Angeles Dodgers @ New York Mets

Shea Stadium, Flushing, NY

Wed Aug 26 1987, 7:05 PM EDT

Att. 39,270 - Unknown

TOP

livebaseballscorecards.com

Batter	1	2	3	4	5	6	7	8	9	AB	R	H	RBI	BB	SO	LOB
Steve Sax, R (1, 4) OBP: 0.312, SLG: 0.338	0-0 2B 1B		0-0 1B		0-0 1B		0-0 ③ F9		0-0 ③ 6-3	5	0	3	0	0	0	0
Ken Landreaux, L (1, 7) OBP: 0.273, SLG: 0.339	0-3 ① K		0-3 ② K		0-3 ③ K			0-0 ① G3		4	0	0	0	0	3	3
Pedro Guerrero, R (1, 3) OBP: 0.403, SLG: 0.538	0-0 1-3 2B		0-3 ③ K			BBBB 4-0 1B FC4-6 BB		0-0 BB E 1B		3	2	2	0	1	1	1
John Shelby, S (1, 8) OBP: 0.294, SLG: 0.455	0-3 ② K			0-0 ① F9		0-0 FC4-6 1-3 1B		BBBB 4-0 E 1-2 BB		3	0	1	0	1	1	2
Franklin Stubbs, L (1, 9) OBP: 0.302, SLG: 0.437 Tito Landrum, R (8, PH) (8, 9) OBP: 0.297, SLG: 0.261	0-3 ③ K			BBBB 4-0 5-3 BB		0-0 ① F5		SSS 0-3 ② K		2 1	0 0	0 0	0 0	1 0	1 1	4 2
Mickey Hatcher, R (1, 5) OBP: 0.340, SLG: 0.451 Brian Holton, R (8, 1) OBP: 0.200, SLG: 0.200		0-0 ① F9		0-0 ② 5-3 1-2		0-0 ② FC4-6 1-2f 3-H		0-0 E3 1-3 2-H		4 0	0 0	0 0	1 0	0 0	0 0	3 0
Mike Scioscia, L (1, 2) OBP: 0.344, SLG: 0.381 Alex Trevino, R (8, PH) (8, 2) OBP: 0.295, SLG: 0.387		0-0 ② F9		0-0 ③ F8		0-0 ③ F9		0-0 ③ L9		3 1	0 0	0 0	0 0	0 0	0 0	2 2
Glenn Hoffman, R (1, 6) OBP: 0.271, SLG: 0.266	SSS 0-3 ③ K				SSS 0-3 ① K		0-0 ① 6-3		0-0 ① 1-3	4	0	0	0	0	2	0
Bob Welch, R (1, 1) OBP: 0.200, SLG: 0.152 Danny Heep, L (7, PH) OBP: 0.212, SLG: 0.210 Tim Leary, R (7, 1) OBP: 0.368, SLG: 0.421 Rick Honeycutt, L (8, 1) OBP: 0.281, SLG: 0.267 Tim Crews, R (8, 1) Matt Young, L (8, 1) Phil Garner, R (8, 5) OBP: 0.274, SLG: 0.306			0-0 ① 6-3		0-0 ② 4-3		0-0 ② 1-3		SSS 0-3 ② K	2 1 0 0 0 0 1	0 0 0 0 0 0 0	0 0 0 0 0 0 0	0 0 0 0 0 0 0	0 0 0 0 0 0 1	0 0 0 0 0 0 0	0 0 0 0 0 0 0
Inning Stats	R: 0 H: 2 E: 0 LOB: 2 K: 3 BB: 0 S: 11 P: 11	R: 0 H: 0 E: 0 LOB: 0 K: 1 BB: 0 S: 5 P: 5	R: 0 H: 1 E: 0 LOB: 1 K: 2 BB: 0 S: 8 P: 8	R: 0 H: 0 E: 0 LOB: 1 K: 0 BB: 1 S: 3 P: 7	R: 0 H: 1 E: 0 LOB: 1 K: 2 BB: 0 S: 8 P: 8	R: 1 H: 1 E: 0 LOB: 1 K: 0 BB: 1 S: 4 P: 8	R: 0 H: 0 E: 0 LOB: 0 K: 0 BB: 0 S: 3 P: 3	R: 1 H: 1 E: 1 LOB: 2 K: 1 BB: 1 S: 7 P: 11	R: 0 H: 0 E: 0 LOB: 0 K: 1 BB: 0 S: 5 P: 5	1B: 5 SF: 0 2B: 1 SAC: 0 3B: 0 DP: 0 HR: 0 HBP: 0						

	AB	34
	R	2
	H	6
	RBI	1
	BB	3
	SO	10
	LOB	19

WP: 0 PA: 37
PB: 0
SB: 0
CS: 0

PITCHER		IP	WLS	BF	H	R	ER	SO	BB	IBB	HBP	BLK	WP	HR	S	P	ERA	WHIP
Ron Darling, R ERA: 4.36	(1, 1)	7.1	W	31	6	2	1	8	3	0	0	0	0	0	44	56	1.23	1.227
Randy Myers, L ERA: 4.61	(8, 1)	0.1		2	0	0	0	1	0	0	0	0	0	0	4	4	0.00	0.000
Roger McDowell, R ERA: 4.03	(8, 1)	1.1	S	4	0	0	0	1	0	0	0	0	0	0	6	6	0.00	0.000

PITCHER	IP	WLS	BF	H	R	ER	SO	BB	IBB	HBP	BLK	WP	HR	S	P	ERA	WHIP

Batter	1	2	3	4	5	6	7	8	9	AB	R	H	RBI	BB	SO	LOB
Lenny Dykstra, L OBP: 0.348, SLG: 0.445 (1, 8)	3-1		G3			BBB 4-0 G6-3 BB		IBB 4-0 PB IBB		2	0	0	0	1	0	0
Kevin McReynolds, R OBP: 0.329, SLG: 0.501 (8, PH) (9, 7)										0	0	0	0	1	0	0
Wally Backman, S OBP: 0.294, SLG: 0.265 (1, 4)	6-3			4-3		G6-3 1-2f		BBB 4-0 G4-3 1-2 2-3 BB		3	0	0	0	0	0	1
Tim Teufel, R OBP: 0.435, SLG: 0.611 (8, PH) (9, 4)										0	0	0	0	1	0	0
Keith Hernandez, L OBP: 0.393, SLG: 0.455 (1, 3)	F7			1B		HR		G4-3 1-2f		4	1	2	1	0	0	3
Darryl Strawberry, L OBP: 0.398, SLG: 0.583 (1, 9)		K		6-3		SSS K				3	0	0	0	0	2	0
Lee Mazzilli, S OBP: 0.408, SLG: 0.456 (1, 7)		E S 1B 1B			1B WP 1B		F7			3	2	2	0	0	0	0
Roger McDowell, R OBP: 0.308, SLG: 0.333 (8, 1)										0	0	0	0	0	0	0
Gary Carter, R OBP: 0.295, SLG: 0.403 (1, 2)		1-H 1B			SSS K		4-3			3	0	1	1	0	1	1
Howard Johnson, S OBP: 0.367, SLG: 0.532 (1, 5)		K			1-3 CS 1B		K			3	0	1	0	0	2	0
Rafael Santana, R OBP: 0.315, SLG: 0.377 (1, 6)			F9		BBB 4-0 1-2 3-H BB			E5 PB		2	0	0	0	1	0	0
Ron Darling, R OBP: 0.167, SLG: 0.224 (1, 1)			SSS K		SSS K			6-3		2	0	0	0	0	2	1
Randy Myers, L OBP: 0.200, SLG: 0.200 (8, 1)										0	0	0	0	0	0	0
Mookie Wilson, S OBP: 0.346, SLG: 0.453 (8, 7) (9, 8)										1	0	0	0	0	0	1
Inning Stats	R: 0 E: 0 K: 0 S: 3 H: 0 LOB: 0 BB: 0 P: 3	R: 1 E: 0 K: 2 S: 8 H: 2 LOB: 0 BB: 0 P: 8	R: 0 E: 0 K: 1 S: 5 H: 0 LOB: 0 BB: 0 P: 5	R: 0 E: 0 K: 0 S: 3 H: 1 LOB: 0 BB: 0 P: 3	R: 1 E: 0 K: 2 S: 8 H: 2 LOB: 1 BB: 1 P: 12	R: 1 E: 0 K: 1 S: 5 H: 1 LOB: 0 BB: 1 P: 9	R: 0 E: 0 K: 1 S: 5 H: 0 LOB: 0 BB: 0 P: 5	R: 0 E: 1 K: 0 S: 3 H: 0 LOB: 2 BB: 2 P: 11		1B: 5 2B: 0 3B: 0 HR: 1 SF: 0 SAC: 0 DP: 2 HBP: 0						

BOTTOM

Los Angeles Dodgers @ New York Mets

Shea Stadium, Flushing, NY

Wed Aug 26 1987, 7:05 PM EDT

Att. 39,270 - Unknown

livebaseballscorecards.com

AB	26
R	3
H	6
RBI	2
BB	4
SO	7
LOB	7

WP: 1 PA: 30
PB: 1
SB: 1
CS: 1

PITCHER		IP	WLS	BF	H	R	ER	SO	BB	IBB	HBP	BLK	WP	HR	S	P	ERA	WHIP
Bob Welch, R ERA: 3.23	(1, 1)	6.0	L	22	6	3	3	6	2	0	0	0	1	1	32	40	4.50	1.333
Tim Leary, R ERA: 5.01	(7, 1)	1.1		5	0	0	0	1	0	0	0	0	0	0	7	7	0.00	0.000
Rick Honeycutt, L ERA: 4.59	(8, 1)	0.0		1	0	0	0	0	0	1	0	0	0	0	0	4	∞	∞
Tim Crews, R ERA: 0.56	(8, 1)	0.0		1	0	0	0	0	1	0	0	0	0	0	0	4	∞	∞
Matt Young, L ERA: 4.19	(8, 1)	0.0		0	0	0	0	0	0	0	0	0	0	0	0	0	∞	∞

PITCHER		IP	WLS	BF	H	R	ER	SO	BB	IBB	HBP	BLK	WP	HR	S	P	ERA	WHIP
Brian Holton, R ERA: 3.8	(8, 1)	0.2		1	0	0	0	0	0	0	0	0	0	0	1	1	0.00	0.000

Batter	1	2	3	4	5	6	7	8	9	AB	R	H	RBI	BB	SO	LOB
Lenny Dykstra, L (1, 8) OBP: 0.349, SLG: 0.445	G6-4-3 1B			G3		F7			S 1B 1B	4	1	2	0	0	0	0
Wally Backman, S (1, 4) OBP: 0.290, SLG: 0.261	B4			6-3			F7		F5	4	0	0	0	0	0	2
Keith Hernandez, L (1, 3) OBP: 0.391, SLG: 0.453	G6-4-3 1-2f			F7			4-3		G3 3B 1B 1-H	4	1	1	1	0	0	1
Darryl Strawberry, L (1, 9) OBP: 0.396, SLG: 0.578		K			F8		BB		G3 1-2	3	0	0	0	1	1	1
Kevin McReynolds, R (1, 7) OBP: 0.329, SLG: 0.503		K			6-3		F8		2B 3B 2-H	4	1	1	1	0	1	1
Gary Carter, R (1, 2) OBP: 0.295, SLG: 0.404		5-3			5-3			K	2B 3-H	4	0	1	1	0	1	0
Howard Johnson, S (1, 5) OBP: 0.370, SLG: 0.540			K			HR		FC4-6 1B	IBB	3	1	2	1	1	1	0
Rafael Santana, R (1, 6) OBP: 0.312, SLG: 0.373			6-3			5-3		FC4-6 FC6-4 1-2f	K	4	0	0	0	0	1	3
Dwight Gooden, R (1, 1) OBP: 0.229, SLG: 0.229			5-3			6-3		FC6-4 1-2f		3	0	0	0	0	0	1
Inning Stats	R: 0 E: 0 K: 0 S: 3 H: 1 LOB: 0 BB: 0 P: 3	R: 0 E: 0 K: 2 S: 7 H: 0 LOB: 0 BB: 0 P: 7	R: 0 E: 0 K: 1 S: 5 H: 0 LOB: 0 BB: 0 P: 5	R: 0 E: 0 K: 0 S: 3 H: 0 LOB: 0 BB: 0 P: 3	R: 0 E: 0 K: 0 S: 3 H: 0 LOB: 0 BB: 0 P: 3	R: 1 E: 0 K: 0 S: 4 H: 1 LOB: 0 BB: 0 P: 4	R: 0 E: 0 K: 0 S: 3 H: 0 LOB: 1 BB: 1 P: 7	R: 0 E: 0 K: 1 S: 6 H: 1 LOB: 1 BB: 0 P: 6	R: 3 E: 0 K: 1 S: 9 H: 4 LOB: 2 BB: 1 P: 13	1B: 4 2B: 1 3B: 1 HR: 1 SF: 0 SAC: 0 DP: 1 HBP: 0						

PITCHER	IP	WLS	BF	H	R	ER	SO	BB	IBB	HBP	BLK	WP	HR	S	P	ERA	WHIP
Michael LaCoss, R (1, 1) ERA: 3.69	7.0	L	23	2	1	1	3	1	0	0	0	0	1	28	32	1.29	0.429
Scott Garrelts, R (8, 1) ERA: 3.05	1.1		6	2	1	1	1	0	0	0	0	0	0	8	8	6.75	1.500
Craig Lefferts, L (9, 1) ERA: 4.18	0.1		2	1	0	0	0	0	0	0	0	0	0	2	2	0.00	3.000
Don Robinson, R (9, 1) ERA: 3.34	0.1		4	2	2	2	1	0	1	0	0	0	0	5	9	54.00	6.000

PITCHER	IP	WLS	BF	H	R	ER	SO	BB	IBB	HBP	BLK	WP	HR	S	P	ERA	WHIP

TOP

New York Mets @ San Francisco Giants

Candlestick Park, San Francisco, CA

Fri Aug 28 1987, 10:05 PM EDT
Att. 36,507 - Unknown

livebaseballscorecards.com

AB	33
R	4
H	7
RBI	4
BB	2
SO	5
LOB	9

WP: 0 PB: 0 SB: 1 CS: 0 PA: 35

BOTTOM

New York Mets @ San Francisco Giants

Candlestick Park, San Francisco, CA

Fri Aug 28 1987, 10:05 PM EDT

Att. 36,507 - Unknown

livebaseballscorecards.com

Batter	1	2	3	4	5	6	7	8	9	AB	R	H	RBI	BB	SO	LOB
Robby Thompson, R (1, 4) OBP: 0.319, SLG: 0.404	P3	1-3			K			F3		4	0	0	0	0	1	1
Chris Speier, R (1, 5) OBP: 0.340, SLG: 0.399	BB 1B		6-3		K			F2		3	0	0	0	1	1	0
Don Robinson, R (9, 1) OBP: 0.133, SLG: 0.071										0	0	0	0	0	0	0
Mike Aldrete, L (1, 7) OBP: 0.393, SLG: 0.481	1-3 BB 1B		1B			S 1B		6-3		4	0	3	0	0	0	0
Candy Maldonado, R (1, 9) OBP: 0.359, SLG: 0.526	L5		K			1-2 K			BB FC6-4	3	0	0	0	1	2	4
Chili Davis, S (1, 8) OBP: 0.327, SLG: 0.411	1-2 BB		K			6-3			1-2f FC6-4 FC5-4	3	0	0	0	1	1	3
Will Clark, L (1, 3) OBP: 0.351, SLG: 0.549	G3			K		4-3			F7	4	0	0	0	0	1	5
Bob Brenly, R (1, 2) OBP: 0.358, SLG: 0.490		B1-5-4 1B BB		B3			F8		FC5-4 1-2f	3	0	0	0	1	0	1
Jose Uribe, S (1, 6) OBP: 0.330, SLG: 0.373		1-2 B1-5-4 1B		6-3			F7			3	0	1	0	0	0	0
Michael LaCoss, R (1, 1) OBP: 0.136, SLG: 0.073		B1-5-4 1-2 2-3f			F8		F2			2	0	0	0	0	0	2
Harry Spilman, L (7, PH) OBP: 0.338, SLG: 0.406										1	0	0	0	0	0	0
Scott Garrelts, R (8, 1) OBP: 0.222, SLG: 0.333										0	0	0	0	0	0	0
Craig Lefferts, L (9, 1) OBP: 0.286, SLG: 0.429										0	0	0	0	0	0	0
Kevin Mitchell, R (9, 5) OBP: 0.337, SLG: 0.448										0	0	0	0	0	0	0

	AB	30
	R	0
	H	4
	RBI	0
	BB	4
	SO	6
	LOB	16

Inning Stats	1	2	3	4	5	6	7	8	9
	R: 0 E: 0 K: 0 S: 4	H: 1 LOB: 3 BB: 2 P: 12	R: 0 E: 0 K: 0 S: 3	H: 1 LOB: 1 BB: 1 P: 7	R: 0 E: 0 K: 2 S: 8	H: 1 LOB: 1 BB: 0 P: 8	R: 0 E: 0 K: 1 S: 5	H: 0 LOB: 0 BB: 0 P: 5	R: 0 E: 0 K: 2 S: 7	H: 0 LOB: 0 BB: 0 P: 7
	R: 0 E: 0 K: 1 S: 6	H: 1 LOB: 1 BB: 0 P: 6	R: 0 E: 0 K: 0 S: 3	H: 0 LOB: 0 BB: 0 P: 3	R: 0 E: 0 K: 0 S: 3	H: 0 LOB: 0 BB: 0 P: 3	R: 0 E: 0 K: 0 S: 3	H: 0 LOB: 1 BB: 1 P: 7		

	1B: 4	SF: 0	WP: 0	PA: 34
	2B: 0	SAC: 0	PB: 0	
	3B: 0	DP: 1	SB: 1	
	HR: 0	HBP: 0	CS: 0	

PITCHER	IP	WLS	BF	H	R	ER	SO	BB	IBB	HBP	BLK	WP	HR	S	P	ERA	WHIP
Dwight Gooden, R (1, 1) ERA: 2.86	9.0	W	34	4	0	0	6	4	0	0	0	0	0	42	58	0.00	0.889

PITCHER	IP	WLS	BF	H	R	ER	SO	BB	IBB	HBP	BLK	WP	HR	S	P	ERA	WHIP

New York Mets @ San Francisco Giants

Candlestick Park, San Francisco, CA

Sat Aug 29 1987, 6:33 AM EDT

Att. 35,842 - Unknown

TOP

livebaseballscorecards.com

Batter	1	2	3	4	5	6	7	8	9	AB	R	H	RBI	BB	SO	LOB
Mookie Wilson, S (1, 8) OBP: 0.351, SLG: 0.457	CS 1B		E4 BB		1-2 1B			G5-4-3 1B		4	0	3	0	0	0	0
Tim Teufel, R (1, 4) OBP: 0.432, SLG: 0.602	E6 G3-6-3 1-2		BBBB 4-0 1-2 BB		F8			G5-4-3 1-2f		3	0	0	0	1	0	4
Keith Hernandez, L (1, 3) OBP: 0.390, SLG: 0.450	G3-6-3 1-2f		SSS 0-3 K			BBBB 4-0 1B BB		SSS 0-3 K		3	0	0	0	1	2	3
Darryl Strawberry, L (1, 9) OBP: 0.395, SLG: 0.575		4-3		G3		G6-4-3 1-2 1B			F8	4	0	1	0	0	0	0
Kevin McReynolds, R (1, 7) OBP: 0.328, SLG: 0.501		F9		P3		F7			2B 3-1 1B	4	1	1	0	0	0	2
Gary Carter, R (1, 2) OBP: 0.296, SLG: 0.410		2B		F4		G6-4-3 1-2f			3-1 1-3 2B	4	0	2	0	0	0	2
Howard Johnson, S (1, 5) OBP: 0.367, SLG: 0.535		F8			L5		SSS 0-3 K		3-1 2-3 3-H	4	0	0	1	0	1	2
Rafael Santana, R (1, 6) OBP: 0.312, SLG: 0.372 Dave Magadan, L (9, PH) OBP: 0.395, SLG: 0.449			4-3		1B 1B		F3		F4	3 1	0 0	1 0	0 0	0 0	0 0	0 1
Sid Fernandez, L (1, 1) OBP: 0.179, SLG: 0.216 Terry Leach, R (1, 1) OBP: 0.118, SLG: 0.063 Bill Almon, R (5, PH) OBP: 0.319, SLG: 0.297 Doug Sisk, R (5, 1) Randy Myers, L (5, 1) OBP: 0.200, SLG: 0.200 Lenny Dykstra, L (7, PH) OBP: 0.348, SLG: 0.444 Jesse Orosco, R (7, 1)			1-3		F7		F6			0 1 1 0 0 1 0	0 0 0 0 0 0 0	0 0 0 0 0 0 0	0 0 0 0 0 0 0	0 0 0 0 0 0 0	0 0 0 0 0 0 0	0 0 1 0 0 0 0
Inning Stats	R: 0 H: 1 E: 1 LOB: 0 K: 0 BB: 0 S: 3 P: 3	R: 0 H: 1 E: 0 LOB: 1 K: 0 BB: 0 S: 4 P: 4	R: 0 H: 0 E: 1 LOB: 2 K: 1 BB: 1 S: 6 P: 10	R: 0 H: 0 E: 0 LOB: 0 K: 0 BB: 0 S: 3 P: 3	R: 0 H: 2 E: 0 LOB: 2 K: 0 BB: 0 S: 5 P: 5	R: 0 H: 1 E: 0 LOB: 1 K: 0 BB: 1 S: 3 P: 7	R: 0 H: 0 E: 0 LOB: 0 K: 1 BB: 0 S: 5 P: 5	R: 0 H: 1 E: 0 LOB: 0 K: 1 BB: 0 S: 5 P: 5	R: 1 H: 2 E: 0 LOB: 1 K: 0 BB: 0 S: 5 P: 5	1B: 6 2B: 2 3B: 0 HR: 0	SF: 0 SAC: 0 DP: 3 HBP: 0						

	AB	33
	R	1
	H	8
	RBI	1
	BB	2
	SO	3
	LOB	15

WP: 0 PA: 35
PB: 0
SB: 0
CS: 1

PITCHER		IP	WLS	BF	H	R	ER	SO	BB	IBB	HBP	BLK	WP	HR	S	P	ERA	WHIP
Atlee Hammaker, L ERA: 3.32	(1, 1)	7.0	W	27	5	0	0	2	2	0	0	0	0	0	29	37	0.00	1.000
Kelly Downs, R ERA: 4.0	(8, 1)	2.0		8	3	1	1	1	0	0	0	0	0	0	10	10	4.50	1.500

PITCHER		IP	WLS	BF	H	R	ER	SO	BB	IBB	HBP	BLK	WP	HR	S	P	ERA	WHIP

BOTTOM

New York Mets @ San Francisco Giants

Candlestick Park, San Francisco, CA

Sat Aug 29 1987, 6:33 AM EDT

Att. 35,842 - Unknown

livebaseballscorecards.com

Batter	1	2	3	4	5	6	7	8	9	AB	R	H	RBI	BB	SO	LOB
Robby Thompson, R (1, 4) OBP: 0.323, SLG: 0.405	0-0 1B SF9 1B 1B 0-3 K			0-0 G5-4-3 1-2f			4-0 2B SF7 BB	0-0 2-3 1B		4	2	2	0	1	1	3
Kevin Mitchell, R (1, 5) OBP: 0.340, SLG: 0.458	0-0 SF9 1B 1-2 1B 1B 0-0 F6				0-0 SF7 3B		0-0 SF7 1-3 SF8 2B 0-3 K			5	3	3	0	0	1	2
Bob Brenly, R (1, 2) OBP: 0.360, SLG: 0.490	0-0 SF9 1-2 2-3 1B 1B 0-3 K				4-0 F8 S BB		0-0 SF7 2-3 3-H			2	1	1	1	1	1	0
Candy Maldonado, R (1, 9) OBP: 0.355, SLG: 0.525	0-0 SF9 1-2 2-3 3-H 0-0 6-3				0-0 SF7 1-2 3-H		0-0 SF8 3-H			1	0	0	3	0	0	0
Chili Davis, S (1, 8) OBP: 0.326, SLG: 0.408 Kelly Downs, R (8, 1) OBP: 0.176, SLG: 0.180	4-0 1B 1B IBB	0-0 F8			0-0 F8 2-3		0-3 K			3 0	1 0	0 0	0 0	1 0	1 0	1 0
Joel Youngblood, R (1, 7) OBP: 0.281, SLG: 0.366 Will Clark, L (1, PH) (2, 3) OBP: 0.352, SLG: 0.549	0-0 1B SH 1-3 2-H 3-H 1B	0-0 F7			0-3 K			0-0 2B 1B		0 4	0 2	0 2	0 2	0 0	0 1	0 1
Mike Aldrete, L (1, 3) (2, 7) OBP: 0.391, SLG: 0.478	0-0 SH1-4 SH 1-3 3-H 1B	0-0 3-1				0-0 4-3	0-3 K			4	0	1	1	0	1	1
Jose Uribe, S (1, 6) OBP: 0.335, SLG: 0.386	0-0 SH SH1-4 1-2 3-H			0-0 FC3-5 2B		0-0 F2		0-0 1B 1-H 2B		3	0	2	2	0	0	0
Atlee Hammaker, S (1, 1) OBP: 0.122, SLG: 0.104 Eddie Milner, L (8, 8) OBP: 0.275, SLG: 0.314	0-0 SH1-4 1-2 2-3			0-0 FC3-5 G5-4-3 2-3		0-3 K		0-3 K		2 1	0 0	0 0	0 0	0 0	1 1	1 1
Inning Stats	R: 5 E: 0 K: 1 S: 11 H: 5 LOB: 2 BB: 1 P: 15	R: 0 E: 0 K: 1 S: 5 H: 0 LOB: 0 BB: 0 P: 5	R: 0 E: 0 K: 0 S: 3 H: 0 LOB: 0 BB: 0 P: 3	R: 0 E: 0 K: 0 S: 3 H: 1 LOB: 0 BB: 0 P: 3	R: 1 E: 0 K: 1 S: 6 H: 1 LOB: 1 BB: 1 P: 10	R: 0 E: 0 K: 1 S: 5 H: 0 LOB: 0 BB: 0 P: 5	R: 2 E: 0 K: 1 S: 6 H: 1 LOB: 0 BB: 1 P: 10	R: 1 E: 0 K: 3 S: 12 H: 3 LOB: 2 BB: 0 P: 12		1B: 7 2B: 3 3B: 1 HR: 0	SF: 4 SAC: 2 DP: 1 HBP: 0		WP: 0 PB: 0 SB: 1 CS: 0	PA: 38		

	AB	29
	R	9
	H	11
	RBI	9
	BB	3
	SO	8
	LOB	10

PITCHER		IP	WLS	BF	H	R	ER	SO	BB	IBB	HBP	BLK	WP	HR	S	P	ERA	WHIP
Sid Fernandez, L ERA: 3.69	(1, 1)	0.0	L	2	2	2	2	0	0	0	0	0	0	0	2	2	∞	∞
Terry Leach, R ERA: 3.41	(1, 1)	4.0		17	4	3	3	2	0	1	0	0	0	0	20	24	6.75	1.000
Doug Sisk, R ERA: 3.74	(5, 1)	0.2		4	1	1	1	0	1	0	0	0	0	0	3	7	13.50	3.000
Randy Myers, L ERA: 4.5	(5, 1)	1.1		4	0	0	0	2	0	0	0	0	0	0	8	8	0.00	0.000
Jesse Orosco, L ERA: 5.18	(7, 1)	2.0		11	4	3	3	4	1	0	0	0	0	0	18	22	13.50	2.500

PITCHER	IP	WLS	BF	H	R	ER	SO	BB	IBB	HBP	BLK	WP	HR	S	P	ERA	WHIP

Batter	1	2	3	4	5	6	7	8	9	AB	R	H	RBI	BB	SO	LOB
Lenny Dykstra, L (1, 8) OBP: 0.349, SLG: 0.449	0-0 1B 3B	0-0 CS 1B		0-0 ③ F4			0-0 ② F6		0-0 ③ 1-3	5	1	2	0	0	0	3
Dave Magadan, L (1, 5) Rafael Santana, R (7, PR) (7, 6) OBP: 0.398, SLG: 0.447 OBP: 0.312, SLG: 0.372	0-0 1B HR 1B 3-H	0-0 ② F7			0-0 ① F7		B B B B 4-0 BB			3 0	1 0	1 0	1 0	1 0	0 0	1 0
Keith Hernandez, L (1, 3) OBP: 0.389, SLG: 0.448	0-0 ③ BB HR 1B 1-3	0-0 CS 1-2	S S S 0-3 ① K		0-0 ② 1-3		0-0 ③ FC5 2-3f			4	1	1	0	0	1	2
Darryl Strawberry, L (1, 9) OBP: 0.394, SLG: 0.571	B B B B 4-0 HR BB 1-2		0-0 ② F7		S S S 0-3 ③ K			0-0 ① F7		3	1	0	0	1	1	0
Kevin McReynolds, R (1, 7) OBP: 0.327, SLG: 0.499	0-0 ① F2		0-0 1B			0-0 ① 5-3		0-0 ② F8		4	0	1	0	0	0	3
Gary Carter, R (1, 2) OBP: 0.296, SLG: 0.416	0-0 HR 1-H 2-H 3-H		0-0 ③ F6			0-0 ② F6		0-0 ③ F3		4	1	1	4	0	0	1
Howard Johnson, S (1, 6) (7, 5) OBP: 0.370, SLG: 0.536	0-0 CS 1B			B B B B 4-0 S BB		0-0 ③ F5			0-0 FC1-6 1B	3	0	2	0	1	0	0
Wally Backman, S (1, 4) OBP: 0.289, SLG: 0.261	0-0 ② ③ 4-3 1-2			S S S 0-3 ① K 1-2			0-0 FC5 SH5-4 1B		S S S 0-3 ① K	4	0	1	0	0	2	3
Rick Aguilera, R (1, 1) Roger McDowell, R (9, 1) OBP: 0.192, SLG: 0.200 OBP: 0.308, SLG: 0.333		0-0 ① L6		S S S 0-3 ② K			0-0 ① SH5-4 1-2		0-0 ② FC1-6 1-2f	3 0	0 0	0 0	0 0	0 0	1 0	2 0
Inning Stats	R: 5 E: 0 K: 0 S: 7 H: 5 LOB: 0 BB: 1 P: 11	R: 0 E: 0 K: 0 S: 3 H: 1 LOB: 0 BB: 0 P: 3	R: 0 E: 0 K: 1 S: 6 H: 1 LOB: 1 BB: 0 P: 6	R: 0 E: 0 K: 2 S: 7 H: 0 LOB: 1 BB: 1 P: 11	R: 0 E: 0 K: 1 S: 5 H: 0 LOB: 0 BB: 0 P: 5	R: 0 E: 0 K: 0 S: 3 H: 0 LOB: 0 BB: 0 P: 3	R: 0 E: 0 K: 0 S: 4 H: 1 LOB: 2 BB: 1 P: 8	R: 0 E: 0 K: 0 S: 3 H: 0 LOB: 0 BB: 0 P: 3	R: 0 E: 0 K: 1 S: 6 H: 1 LOB: 1 BB: 0 P: 6	1B: 7 2B: 0 3B: 1 HR: 1	SF: 0 SAC: 1 DP: 0 HBP: 0						

PITCHER		IP	WLS	BF	H	R	ER	SO	BB	IBB	HBP	BLK	WP	HR	S	P	ERA	WHIP
Rick Reuschel, R ERA: 2.93	(1, 1)	0.1	L	7	5	5	5	0	1	0	0	0	0	1	6	10	135.00	18.000
Mike Krukow, R ERA: 5.33	(1, 1)	6.1		22	3	0	0	4	2	0	0	0	0	0	28	36	0.00	0.789
Craig Lefferts, L ERA: 4.11	(7, 1)	1.1		4	0	0	0	0	0	0	0	0	0	0	4	4	0.00	0.000
Joe Price, L ERA: 2.79	(9, 1)	1.0		4	1	0	0	1	0	0	0	0	0	0	6	6	0.00	1.000

PITCHER	IP	WLS	BF	H	R	ER	SO	BB	IBB	HBP	BLK	WP	HR	S	P	ERA	WHIP

TOP

New York Mets @ San Francisco Giants

Candlestick Park, San Francisco, CA

Sun Aug 30 1987, 6:33 AM EDT
Att. 36,362 - Unknown

livebaseballscorecards.com

AB	33
R	5
H	9
RBI	5
BB	3
SO	5
LOB	15

WP: 0	PB: 0	SB: 1	CS: 2
PA: 38			

BOTTOM

New York Mets @ San Francisco Giants

Candlestick Park, San Francisco, CA

Sun Aug 30 1987, 6:33 AM EDT

Att. 36,362 - Unknown

livebaseballscorecards.com

Batter	1	2	3	4	5	6	7	8	9	AB	R	H	RBI	BB	SO	LOB
Robby Thompson, R (1, 4) OBP: 0.323, SLG: 0.407	0-0 2B	0-0 FC5-4 1-2f			0-0 F2		0-0 F8		0-0 5-3	3	0	1	0	0	0	2
Harry Spilman, L (7, PH) OBP: 0.333, SLG: 0.400										1	0	0	0	0	0	2
Chris Speier, R (8, 4) OBP: 0.339, SLG: 0.398										1	0	0	0	0	0	1
Kevin Mitchell, R (1, 5) OBP: 0.342, SLG: 0.459	0-0 1-3		0-0 2-3 1B		0-0 F7			0-0 G4-6-3 1B		4	0	2	0	0	0	1
Mike Aldrete, L (1, 7) OBP: 0.386, SLG: 0.471	0-0 F7		0-0 2-3 1-2			0-0 F8		0-0 G4-6-3 1-2f		4	0	0	0	0	0	3
Candy Maldonado, R (1, 9) OBP: 0.352, SLG: 0.519	0-0 F6		0-0 5-3			0-0 F5		S S S 0-3 K		4	0	0	0	0	1	2
Chili Davis, S (1, 8) OBP: 0.324, SLG: 0.405		0-0 6-3	S S S 0-3 K			0-0 F7			S S S 0-3 K	3	0	0	0	0	1	1
Craig Lefferts, L (7, 1) OBP: 0.286, SLG: 0.429										0	0	0	0	0	0	0
Joe Price, R (9, 1)										0	0	0	0	0	0	0
Joel Youngblood, R (9, PH) OBP: 0.278, SLG: 0.361										1	0	0	0	0	1	0
Will Clark, L (1, 3) OBP: 0.353, SLG: 0.558		0-0 1B 2B		0-0 B1-3			0-0 F7		0-0 HR	4	2	2	1	0	0	0
Bob Brenly, R (1, 2) OBP: 0.361, SLG: 0.498		0-0 P3	S S S 0-3 K				H 1-0 2B HBP		0-0 HR	3	1	1	1	0	1	1
Jose Uribe, S (1, 6) OBP: 0.333, SLG: 0.384		0-0 1B 2-H 1B		0-0 G3			0-0 F2		0-0 F8	4	0	1	1	0	0	1
Rick Reuschel, R (1, 1) OBP: 0.191, SLG: 0.219		0-0 FC5-4 1-3 1B			0-0 F8		0-0 1-3 2B		B B B B 4-0 BB	0	0	0	0	0	0	0
Mike Krukow, R (1, 1) OBP: 0.196, SLG: 0.222										2	0	1	0	0	0	0
Eddie Milner, L (7, 8) OBP: 0.285, SLG: 0.326										1	0	1	0	1	0	0

	AB	35
	R	3
	H	9
	RBI	3
	BB	1
	SO	4
	LOB	14

Inning Stats	1	2	3	4	5	6	7	8	9
	R: 0 H: 1 E: 0 LOB: 1 K: 0 BB: 0 S: 4 P: 4	R: 1 H: 3 E: 0 LOB: 2 K: 0 BB: 0 S: 6 P: 6	R: 0 H: 1 E: 0 LOB: 1 K: 1 BB: 0 S: 6 P: 6	R: 0 H: 0 E: 0 LOB: 0 K: 1 BB: 0 S: 5 P: 5	R: 0 H: 0 E: 0 LOB: 0 K: 0 BB: 0 S: 3 P: 3	R: 0 H: 0 E: 0 LOB: 0 K: 0 BB: 0 S: 3 P: 3	R: 0 H: 1 E: 0 LOB: 2 K: 0 BB: 0 S: 4 P: 5	R: 0 H: 1 E: 0 LOB: 0 K: 1 BB: 0 S: 5 P: 5	R: 2 H: 2 E: 0 LOB: 1 K: 1 BB: 1 S: 7 P: 11

	1B: 4	SF: 0	WP: 0	PA: 37
	2B: 3	SAC: 0	PB: 0	
	3B: 0	DP: 1	SB: 0	
	HR: 2	HBP: 1	CS: 0	

PITCHER		IP	WLS	BF	H	R	ER	SO	BB	IBB	HBP	BLK	WP	HR	S	P	ERA	WHIP
Rick Aguilera, R ERA: 3.51	(1, 1)	8.2	W	36	9	3	3	4	1	0	1	0	0	2	42	47	3.12	1.154
Roger McDowell, R ERA: 4.01	(9, 1)	0.1	S	1	0	0	0	0	0	0	0	0	0	0	1	1	0.00	0.000

PITCHER	IP	WLS	BF	H	R	ER	SO	BB	IBB	HBP	BLK	WP	HR	S	P	ERA	WHIP

Batter	1	2	3	4	5	6	7	8	9	10	AB	R	H	RBI	BB	SO	LOB
Lenny Dykstra, L (1, 8) OBP: 0.348, SLG: 0.447 Randy Myers, L (7, 1) OBP: 0.200, SLG: 0.200 Doug Sisk, R (7, 1) Lee Mazzilli, S (8, PH) OBP: 0.405, SLG: 0.452 Jesse Orosco, R (8, 1) Roger McDowell, R (10, 1) OBP: 0.308, SLG: 0.333	K		K		F8		WP 1B	E1 BB 3-H		K	4	0	1	0	0	2	0
											0	0	0	0	0	0	0
											0	0	0	0	0	0	0
											1	0	0	0	0	0	0
											1	0	0	0	0	1	0
											0	0	0	0	0	0	0
Wally Backman, S (1, 4) OBP: 0.294, SLG: 0.273	F8		HR		K		WP BB 1-2 2-3	BB 1-2			3	1	1	1	2	1	0
Keith Hernandez, L (1, 3) OBP: 0.386, SLG: 0.444	P3		K			F8	L4	L3			5	0	0	0	0	1	5
Darryl Strawberry, L (1, 9) OBP: 0.394, SLG: 0.568		S BB		F9		1B		F8	4-3		4	0	1	0	1	0	0
Kevin McReynolds, R (1, 7) OBP: 0.324, SLG: 0.494		K		F8		F8		E5 1B 3B	F4		5	1	0	0	0	1	2
Gary Carter, R (1, 2) OBP: 0.295, SLG: 0.412		K 1-2		1B BB		F9		F8	F7		4	0	0	0	1	1	3
Howard Johnson, S (1, 5) OBP: 0.375, SLG: 0.544		IBB		1-2 1B			F7	1-3 3B 1B		HR	4	2	3	1	1	0	0
Rafael Santana, R (1, 6) OBP: 0.310, SLG: 0.376		5-3		5-3			5-3	1-H 3-H 3B 3B		K	5	1	1	2	0	1	4
Ron Darling, R (1, 1) OBP: 0.161, SLG: 0.217			F9		F9		WP 1B BB	E 3-H 3B		K	2	0	0	0	0	0	0
Mookie Wilson, S (7, PH) OBP: 0.354, SLG: 0.463 (7, 8)											2	1	1	1	1	1	0
Inning Stats	R: 0 E: 0 K: 1 S: 5 H: 0 LOB: 0 BB: 0 P: 5	R: 0 E: 0 K: 2 S: 7 H: 0 LOB: 2 BB: 2 P: 15	R: 1 E: 0 K: 2 S: 8 H: 1 LOB: 0 BB: 0 P: 8	R: 0 E: 0 K: 0 S: 4 H: 1 LOB: 2 BB: 1 P: 8	R: 0 E: 0 K: 1 S: 5 H: 0 LOB: 0 BB: 0 P: 5	R: 0 E: 0 K: 0 S: 4 H: 1 LOB: 1 BB: 0 P: 4	R: 0 E: 0 K: 0 S: 4 H: 1 LOB: 3 BB: 2 P: 12	R: 4 E: 2 K: 0 S: 8 H: 3 LOB: 2 BB: 1 P: 12	R: 0 E: 0 K: 0 S: 3 H: 0 LOB: 0 BB: 0 P: 3	R: 1 E: 0 K: 3 S: 10 H: 1 LOB: 0 BB: 0 P: 10	1B: 4 2B: 0 3B: 2 HR: 2	SF: 0 SAC: 0 DP: 0 HBP: 0					

PITCHER		IP	WLS	BF	H	R	ER	SO	BB	IBB	HBP	BLK	WP	HR	S	P	ERA	WHIP
Eric Show, R ERA: 4.19	(1, 1)	6.2		29	4	1	1	6	4	1	0	0	1	1	36	56	1.35	1.200
Mark Davis, L ERA: 4.24	(7, 1)	1.0		7	3	4	0	0	0	0	0	0	0	0	7	7	0.00	3.000
Lance McCullers, R ERA: 4.11	(8, 1)	1.1		6	0	0	0	0	1	0	0	0	0	0	5	9	0.00	0.750
Keith Comstock, L ERA: 3.99	(10, 1)	1.0	L	4	1	1	1	3	0	0	0	0	0	1	10	10	9.00	1.000

PITCHER	IP	WLS	BF	H	R	ER	SO	BB	IBB	HBP	BLK	WP	HR	S	P	ERA	WHIP

TOP

New York Mets @ San Diego Padres

Jack Murphy Stadium, San Diego, CA

Mon Aug 31 1987, 10:05 PM EDT

Att. 11,708 - Unknown

livebaseballscorecards.com

AB	40
R	6
H	8
RBI	5
BB	6
SO	9
LOB	14

PA: 46

WP: 1
PB: 0
SB: 1
CS: 0

Batter	1	2	3	4	5	6	7	8	9	10	AB	R	H	RBI	BB	SO	LOB
Marvell Wynne, L (1, 8) OBP: 0.328, SLG: 0.369	S S S 0-3 ① K		x 0-0 ③ F7		x 0-0 ① SH1-3 1-2 2-3	x 0-0 ②③ G4-6-3 1-2f			x 0-0 ② F7		4	0	0	0	0	1	1
Keith Comstock, L (8, 7)											0	0	0	0	0	0	0
Tony Gwynn, L (10, 1) OBP: 0.441, SLG: 0.515	S S S 0-3 ② K			x 0-0 FC4-6 S SF9 1B	I I I 4-0 BB 1B 2B IBB		B B B 4-0 L4 1B BB		x 0-0 ③ F9		3	2	1	0	2	1	0
Carmelo Martinez, R (1, 7) OBP: 0.367, SLG: 0.406	x 0-0 ③ 6-3			B B B 4-0 FC4-6 1-2 BB	x 0-0 BB 1-2 2-3 3-H 2B 1B		x 0-0 1-2 1B			x 0-0 ① 4-3	3	1	2	1	1	0	0
Shane Mack, R (7, PR) OBP: 0.302, SLG: 0.389 (8, 8)											1	0	0	0	0	0	0
John Kruk, L (1, 3) OBP: 0.425, SLG: 0.525		x 0-0 G6-4-3 1B 1B		x 0-0 ① FC4-6 SF9 S 1-2f 2-3	B B B 4-0 2B 1-2 2-3 3-H BB		S S S 0-3 ① K			S S S 0-3 ② K	4	0	1	1	1	2	4
Benito Santiago, R (1, 2) OBP: 0.319, SLG: 0.446		x 0-0 G6-4-3 1-2 1B		I I I 4-0 1-2 IBB	x 0-0 1-3 2-H 2B 3-H		x 0-0 ②③ L4 2-3			x 0-0 ③ 6-3	4	0	2	2	1	0	2
Chris Brown, R (1, 5) OBP: 0.287, SLG: 0.368		x 0-0 ①② G6-4-3 1-2f 2-3		x 0-0 ② SF9 2-3 3-H	S S S 0-3 ② K			x 0-0 ① 5-3			3	0	0	1	0	1	4
Garry Templeton, S (1, 6) OBP: 0.284, SLG: 0.290		x 0-0 ③ F7		x 0-0 ③ F7	x 0-0 ③ F5			S S S 0-3 ② K			4	0	0	0	0	1	5
Tim Flannery, L (1, 4) OBP: 0.356, SLG: 0.287			x 0-0 ① F4		B B B B 4-0 SH1-3 E 1B BB	x 0-0 ① 4-3		S S S 0-3 ③ K			3	1	0	0	1	1	0
Eric Show, R (1, 1) OBP: 0.085, SLG: 0.103			x 0-0 ② 5-3		x 0-0 E1 1B SH1-3 1-2 BB	x 0-0 G4-6-3 1B			S S S 0-3 ① K		3	1	1	0	0	0	1
Mark Davis, L (7, 1) OBP: 0.207, SLG: 0.310											0	0	0	0	0	0	0
Lance McCullers, S (8, 1) OBP: 0.143, SLG: 0.077											0	0	0	0	0	0	0
Stan Jefferson, S (9, PH) OBP: 0.320, SLG: 0.375 (10, 7)											1	0	0	0	0	1	0
Inning Stats	R: 0 H: 0 E: 0 LOB: 0 K: 2 BB: 0 S: 7 P: 7	R: 0 H: 2 E: 0 LOB: 1 K: 0 BB: 0 S: 4 P: 4	R: 0 H: 0 E: 0 LOB: 0 K: 0 BB: 0 S: 3 P: 3	R: 1 H: 1 E: 0 LOB: 2 K: 0 BB: 2 S: 4 P: 12	R: 4 H: 2 E: 1 LOB: 2 K: 1 BB: 3 S: 8 P: 20	R: 0 H: 1 E: 0 LOB: 0 K: 0 BB: 0 S: 3 P: 3	R: 0 H: 1 E: 0 LOB: 1 K: 1 BB: 1 S: 5 P: 9	R: 0 H: 0 E: 0 LOB: 0 K: 2 BB: 0 S: 7 P: 7	R: 0 H: 0 E: 0 LOB: 0 K: 1 BB: 0 S: 5 P: 5	R: 0 H: 0 E: 0 LOB: 0 K: 1 BB: 0 S: 5 P: 5	1B: 6 SF: 1 2B: 2 SAC: 1 3B: 0 DP: 3 HR: 0 HBP: 0						

PITCHER		IP	WLS	BF	H	R	ER	SO	BB	IBB	HBP	BLK	WP	HR	S	P	ERA	WHIP
Ron Darling, R ERA: 4.41	(1, 1)	6.0		28	6	5	4	3	3	2	0	0	0	0	29	49	6.00	1.500
Randy Myers, L ERA: 4.47	(7, 1)	0.1		3	1	0	0	1	1	0	0	0	0	0	4	8	0.00	6.000
Doug Sisk, R ERA: 3.7	(7, 1)	0.2		1	0	0	0	0	0	0	0	0	0	0	1	1	0.00	0.000
Jesse Orosco, L ERA: 4.95	(8, 1)	2.2	W	8	0	0	0	4	0	0	0	0	0	0	16	16	0.00	0.000
Roger McDowell, R ERA: 4.0	(10, 1)	0.1	S	1	0	0	0	0	0	0	0	0	0	0	1	1	0.00	0.000

PITCHER	IP	WLS	BF	H	R	ER	SO	BB	IBB	HBP	BLK	WP	HR	S	P	ERA	WHIP

New York Mets @ San Diego Padres

Jack Murphy Stadium, San Diego, CA

Mon Aug 31 1987, 10:05 PM EDT
Att. 11,708 - Unknown

BOTTOM

livebaseballscorecards.com

AB	33
R	5
H	7
RBI	5
BB	6
SO	8
LOB	17

1B: 6	SF: 1	WP: 0	PA: 41
2B: 2	SAC: 1	PB: 0	
3B: 0	DP: 3	SB: 2	
HR: 0	HBP: 0	CS: 0	

New York Mets @ San Diego Padres

Jack Murphy Stadium, San Diego, CA

Tue Sep 01 1987, 10:05 PM EDT

Att. 14,669 - Unknown

TOP

Batter	1	2	3	4	5	6	7	8	9	AB	R	H	RBI	BB	SO	LOB
Mookie Wilson, S (1, 8) OBP: 0.354, SLG: 0.462	S S S 0-3 ① K		x 0-0 ③ F7		x 0-0 1B HR 1B		x 0-0 ① FC4-5 FC5-4 2-3		x 0-0 1B 1B FC3-6 1-2 1B	5	2	2	0	0	1	1
Wally Backman, S (1, 4) OBP: 0.298, SLG: 0.274	B B B B 4-0 L1-3 BB			x 0-0 ① 4-3	x 0-0 HR 1-2 1B		x 0-0 ② F9		x 0-0 FC3-6 1B WP 1-2 2-3 1B	2	1	1	0	1	0	0
Tim Teufel, R (7, PH) OBP: 0.433, SLG: 0.601 (7, 4)										2	1	1	0	0	0	1
Keith Hernandez, L (1, 3) OBP: 0.386, SLG: 0.449	x 0-0 ②③ L1-3 1-2			x 0-0 ② G3	x 0-0 HR 1-H 2-H		x 0-0 ③ FC5-4 1-2f		x 0-0 FC3-6 1-2 2-3 3-H 1B	5	1	2	4	0	0	2
Darryl Strawberry, L (1, 9) OBP: 0.396, SLG: 0.566		B B B B 4-0 BB	x 0-0 1B BB 1B	x 0-0 ③ 1-3			B B B B 4-0 S S 1B BB	x 0-0 ② FC3-6 WP 1B 1-2f 2-3 3-H		3	3	1	1	2	0	2
Lee Mazzilli, S (1, 7) OBP: 0.405, SLG: 0.444		x 0-0 ① F5	B B B B 4-0 1B 1-2 BB		x 0-0 ① F9		x 0-0 ① F8 1-2	x 0-0 1-H 3-H 1B		4	0	1	1	1	0	2
Gary Carter, R (1, 2) OBP: 0.294, SLG: 0.409		x 0-0 ② F2	x 0-0 1-3 2-H 1B		x 0-0 ② F6		x 0-0 ② F5 2-3	x 0-0 ③ 2-3		5	0	1	1	0	0	3
Howard Johnson, S (1, 5) OBP: 0.375, SLG: 0.544		x 0-0 ③ F9	x 0-0 ③ F7		x 0-0 1B		x 0-0 CS 1B 3-H			4	0	2	1	0	0	3
Rafael Santana, R (1, 6) OBP: 0.307, SLG: 0.372			x 0-0 ① 6-3		x 0-0 ① 4-3		x 0-0 ③ G3	x 0-0 ③ CS 1-2	x 0-0 ① 5-3	4	0	0	0	0	0	1
David Cone, L (1, 1) OBP: 0.095, SLG: 0.100			x 0-0 ② 6-3		x 0-0 ② 1-3		x 0-0 FC4-5 2B		x 0-0 1B 1B 1B	3	0	1	0	0	0	0
Randy Myers, L (8, 1) OBP: 0.333, SLG: 0.333										1	1	1	0	0	0	0

Inning Stats	1	2	3	4	5	6	7	8	9
	R: 0 E: 0 K: 1 S: 4	H: 0 LOB: 0 BB: 1 P: 8	R: 0 E: 0 K: 0 S: 3	H: 0 LOB: 1 BB: 1 P: 7	R: 0 E: 0 K: 0 S: 3	H: 0 LOB: 0 BB: 0 P: 3	R: 1 E: 0 K: 0 S: 5	H: 2 LOB: 2 BB: 1 P: 9	R: 3 E: 0 K: 0 S: 6	H: 3 LOB: 0 BB: 0 P: 6	R: 0 E: 0 K: 0 S: 4	H: 1 LOB: 1 BB: 0 P: 4	R: 0 E: 0 K: 0 S: 4	H: 1 LOB: 1 BB: 0 P: 4	R: 1 E: 0 K: 0 S: 3	H: 1 LOB: 0 BB: 1 P: 7	R: 4 E: 0 K: 0 S: 8	H: 5 LOB: 1 BB: 0 P: 8

	AB	38
	R	9
	H	13
	RBI	8
	BB	4
	SO	1
	LOB	15

	1B: 11	SF: 0	WP: 1	PA: 43
	2B: 2	SAC: 0	PB: 0	
	3B: 0	DP: 1	SB: 2	
	HR: 1	HBP: 0	CS: 1	

livebaseballscorecards.com

PITCHER		IP	WLS	BF	H	R	ER	SO	BB	IBB	HBP	BLK	WP	HR	S	P	ERA	WHIP
Jimmy Jones, R ERA: 4.5	(1, 1)	6.0	L	27	7	4	4	1	3	0	0	0	0	1	26	38	6.00	1.667
Dave Leiper, L ERA: 3.81	(7, 1)	2.0		7	1	1	1	0	1	0	0	0	0	0	6	10	4.50	1.000
Greg Booker, R ERA: 3.9	(9, 1)	0.1		4	3	3	3	0	0	0	0	0	0	0	4	4	81.00	9.000
Keith Comstock, L ERA: 4.11	(9, 1)	0.2		4	2	1	1	0	0	0	0	0	1	0	4	4	13.50	3.000

PITCHER		IP	WLS	BF	H	R	ER	SO	BB	IBB	HBP	BLK	WP	HR	S	P	ERA	WHIP

Batter	1	2	3	4	5	6	7	8	9	AB	R	H	RBI	BB	SO	LOB
Stan Jefferson, S (1, 8) OBP: 0.325, SLG: 0.374	BBBB 4-0 G3-6-3 BB		H 1-0 1B HBP			X 0-0 ① 3-1		BBBB 4-0 G4-3 1-2 BB		1	0	0	0	2	0	0
Tony Gwynn, L (1, 9) OBP: 0.441, SLG: 0.515	X 0-0 ①② G3-6-3 1-2f		X 0-0 1-3 1B			X 0-0 S 1B		X 0-0 ②③ G4-3 1-2f		4	0	2	0	0	0	3
Carmelo Martinez, R (1, 7) OBP: 0.366, SLG: 0.404	X 0-0 ③ 5-3		SSS 0-3 ③ K			SSS 0-3 ② K			X 0-0 1B 1B	4	0	1	0	0	2	3
John Kruk, L (1, 3) OBP: 0.421, SLG: 0.519		X 0-0 ① 4-3		X 0-0 ① 6-3		X 0-0 ③ 6-3 1-2			X 0-0 ① L5	4	0	0	0	0	0	2
Benito Santiago, R (1, 2) OBP: 0.321, SLG: 0.453		X 0-0 HR		X 0-0 ② 5-3			SSS 0-3 ① K		X 0-0 1-2 1B	4	1	2	1	0	1	0
Chris Brown, R (1, 5) OBP: 0.283, SLG: 0.363		SSS 0-3 ② K		X 0-0 ③ 6-3			SSS 0-3 ② K		X 0-0 ② L7	4	0	0	0	0	2	2
Garry Templeton, S (1, 6) OBP: 0.282, SLG: 0.287		X 0-0 ③ 4-3			X 0-0 ① F7		X 0-0 ③ 3-1		SSS 0-3 ③ K	4	0	0	0	0	1	2
Tim Flannery, L (1, 4) OBP: 0.356, SLG: 0.285			SSS 0-3 ① K		X 0-0 ② G3			H 1-0 BB HBP		2	0	0	0	0	1	0
Jimmy Jones, R (1, 1) OBP: 0.220, SLG: 0.275			X 0-0 ② P1		SSS 0-3 ③ K			X 0-0 ① F4		2	0	0	0	0	1	0
Dave Leiper, L (7, 1)										0	0	0	0	0	0	0
Marvell Wynne, L (8, PH) OBP: 0.326, SLG: 0.366										1	0	0	0	0	0	1
Greg Booker, R (9, 1)										0	0	0	0	0	0	0
Keith Comstock, L (9, 1)										0	0	0	0	0	0	0
Inning Stats	R: 0 E: 0 K: 0 S: 2 H: 0 LOB: 0 BB: 1 P: 6	R: 1 E: 0 K: 1 S: 6 H: 1 LOB: 0 BB: 0 P: 6	R: 0 E: 0 K: 2 S: 8 H: 1 LOB: 2 BB: 0 P: 9	R: 0 E: 0 K: 0 S: 3 H: 0 LOB: 0 BB: 0 P: 3	R: 0 E: 0 K: 1 S: 5 H: 0 LOB: 0 BB: 0 P: 5	R: 0 E: 0 K: 1 S: 6 H: 1 LOB: 1 BB: 0 P: 6	R: 0 E: 0 K: 2 S: 7 H: 0 LOB: 0 BB: 0 P: 7	R: 0 E: 0 K: 0 S: 2 H: 0 LOB: 1 BB: 1 P: 7	R: 0 E: 0 K: 1 S: 7 H: 2 LOB: 2 BB: 0 P: 7	1B: 4 2B: 0 3B: 0 HR: 1	SF: 0 SAC: 0 DP: 2 HBP: 2						

PITCHER		IP	WLS	BF	H	R	ER	SO	BB	IBB	HBP	BLK	WP	HR	S	P	ERA	WHIP
David Cone, R ERA: 4.07	(1, 1)	7.1	W	28	3	1	1	7	2	0	2	0	0	1	38	48	1.23	0.682
Randy Myers, L ERA: 4.34	(8, 1)	1.2	S	6	2	0	0	1	0	0	0	0	0	0	8	8	0.00	1.200

PITCHER	IP	WLS	BF	H	R	ER	SO	BB	IBB	HBP	BLK	WP	HR	S	P	ERA	WHIP

BOTTOM

New York Mets @ San Diego Padres

Jack Murphy Stadium, San Diego, CA

Tue Sep 01 1987, 10:05 PM EDT

Att. 14,669 - Unknown

livebaseballscorecards.com

AB	30
R	1
H	5
RBI	1
BB	2
SO	8
LOB	13

New York Mets @ San Diego Padres

Jack Murphy Stadium, San Diego, CA

Wed Sep 02 1987, 10:05 PM EDT

Att. 16,069 - Unknown

TOP

livebaseballscorecards.com

Batter	1	2	3	4	5	6	7	8	9	AB	R	H	RBI	BB	SO	LOB
Mookie Wilson, S (1, 8) (9, 9) OBP: 0.356, SLG: 0.463	FC4-6 1B		CS 1B		K			K		4	0	2	0	0	2	0
Dave Magadan, L (1, 5) OBP: 0.397, SLG: 0.444	FC4-6 FC6-4 1-2f		HR 1-2 1B			K		F4		3	1	1	0	0	1	1
Rafael Santana, R (7, 6) OBP: 0.306, SLG: 0.370										1	0	0	0	0	0	0
Keith Hernandez, L (1, 3) OBP: 0.389, SLG: 0.457	K		HR 1-H			BB G6-4-3		1B		3	1	2	2	1	1	1
Kevin McReynolds, R (1, 7) OBP: 0.322, SLG: 0.490	FC6-4 1-2f		1-3			G6-4-3 1-2f		K		4	0	0	0	0	1	3
Lee Mazzilli, S (1, 9) OBP: 0.393, SLG: 0.429		4-3		F7			L3		K	4	0	0	0	0	1	0
Lenny Dykstra, L (9, 8) OBP: 0.348, SLG: 0.447										0	0	0	0	0	0	0
Gary Carter, R (1, 2) OBP: 0.294, SLG: 0.409		5-3		K			HR 1B		BB 1B	3	0	1	0	0	1	0
Keith Miller, R (7, PR) OBP: 0.395, SLG: 0.512										0	1	0	0	0	0	0
Barry Lyons, R (7, 2) OBP: 0.284, SLG: 0.346										0	0	0	0	1	0	0
Howard Johnson, S (1, 6) (7, 5) OBP: 0.378, SLG: 0.555		2B		3-1			HR 1-H		FC6-4 1-2 1B	4	1	3	2	0	0	0
Wally Backman, S (1, 4) OBP: 0.295, SLG: 0.271		K			F7		6-3		F7	3	0	0	0	0	1	2
Tim Teufel, R (9, PH) (9, 4) OBP: 0.431, SLG: 0.598										1	0	0	0	0	0	2
Dwight Gooden, R (1, 1) OBP: 0.212, SLG: 0.212			K		F9		K		FC6-4 1-2f	4	0	0	0	0	2	3
Inning Stats	R: 0 E: 0 K: 1 S: 6 H: 1 LOB: 1 BB: 0 P: 6	R: 0 E: 0 K: 1 S: 6 H: 1 LOB: 1 BB: 0 P: 6	R: 2 E: 0 K: 1 S: 7 H: 3 LOB: 0 BB: 0 P: 7	R: 0 E: 0 K: 1 S: 5 H: 0 LOB: 0 BB: 0 P: 5	R: 0 E: 0 K: 1 S: 5 H: 0 LOB: 0 BB: 0 P: 5	R: 0 E: 0 K: 1 S: 4 H: 0 LOB: 0 BB: 1 P: 8	R: 2 E: 0 K: 1 S: 7 H: 2 LOB: 1 BB: 0 P: 7	R: 0 E: 0 K: 2 S: 8 H: 1 LOB: 1 BB: 0 P: 8	R: 0 E: 0 K: 1 S: 6 H: 1 LOB: 2 BB: 1 P: 10	1B: 6 2B: 1 3B: 0 HR: 2 SF: 0 SAC: 0 DP: 1 HBP: 0							

AB	34
R	4
H	9
RBI	4
BB	2
SO	10
LOB	12

WP: 0 PB: 0 SB: 0 CS: 1 PA: 36

PITCHER		IP	WLS	BF	H	R	ER	SO	BB	IBB	HBP	BLK	WP	HR	S	P	ERA	WHIP
Ed Whitson, R ERA: 4.7	(1, 1)	8.1	L	34	9	4	4	10	2	0	0	0	0	2	52	60	4.32	1.320
Mark Davis, L ERA: 4.22	(9, 1)	0.2		2	0	0	0	0	0	0	0	0	0	0	2	2	0.00	0.000

PITCHER	IP	WLS	BF	H	R	ER	SO	BB	IBB	HBP	BLK	WP	HR	S	P	ERA	WHIP

BOTTOM

New York Mets @ San Diego Padres

Jack Murphy Stadium, San Diego, CA

Wed Sep 02 1987, 10:05 PM EDT

Att. 16,069 - Unknown

livebaseballscorecards.com

Batter	1	2	3	4	5	6	7	8	9	AB	R	H	RBI	BB	SO	LOB
Stan Jefferson, S (1, 8) OBP: 0.323, SLG: 0.375	4-3	2B 1-3 2-H		3-1			F8		L5	5	0	1	1	0	0	0
Tony Gwynn, L (1, 9) OBP: 0.442, SLG: 0.513	BB 2B SF7	IBB FC6-4			K		G3			2	1	0	0	2	1	0
Carmelo Martinez, R (1, 7) OBP: 0.365, SLG: 0.405	2B 1-3	FC6-4 1-2f			K		F7			4	0	1	0	0	1	3
John Kruk, L (1, 3) OBP: 0.417, SLG: 0.515	SF7 3-H		5-3		1-3			4-3		3	0	0	1	0	0	0
Benito Santiago, R (1, 2) OBP: 0.323, SLG: 0.456	F8		2B			K		1B		4	0	2	0	0	1	1
Randy Ready, R (1, 5) OBP: 0.416, SLG: 0.470		G4-6-3 1B	K			1B 2B		FC6-4 1-2 1B		4	1	3	0	0	1	1
Garry Templeton, S (1, 6) OBP: 0.282, SLG: 0.286		G4-6-3 1-2f	F8			6-3 2-H 1B		FC6-4 1-2f		4	0	1	1	0	0	3
Tim Flannery, L (1, 4) OBP: 0.355, SLG: 0.284		1B 2B 1B		F7		6-3 2-3			4-3	4	1	1	0	0	0	1
Ed Whitson, R (1, 1) OBP: 0.138, SLG: 0.140 Mark Davis, L (9, 1) OBP: 0.207, SLG: 0.310 Marvell Wynne, L (9, PH) OBP: 0.324, SLG: 0.364		2B 1-2 1B		L4		4-3			F6	3 0 1	0 0 0	1 0 0	0 0 0	0 0 0	0 0 0	1 0 0
Inning Stats	R: 1 E: 0 K: 0 S: 4 H: 1 LOB: 1 BB: 1 P: 8	R: 1 E: 0 K: 0 S: 6 H: 4 LOB: 3 BB: 1 P: 10	R: 0 E: 0 K: 1 S: 6 H: 1 LOB: 1 BB: 0 P: 6	R: 0 E: 0 K: 0 S: 3 H: 0 LOB: 0 BB: 0 P: 3	R: 0 E: 0 K: 2 S: 7 H: 0 LOB: 0 BB: 0 P: 7	R: 1 E: 0 K: 1 S: 7 H: 2 LOB: 1 BB: 0 P: 7	R: 0 E: 0 K: 0 S: 3 H: 0 LOB: 0 BB: 0 P: 3	R: 0 E: 0 K: 0 S: 4 H: 2 LOB: 1 BB: 0 P: 4	R: 0 E: 0 K: 0 S: 3 H: 0 LOB: 0 BB: 0 P: 3	1B: 6 2B: 4 3B: 0 HR: 0	SF: 1 SAC: 0 DP: 1 HBP: 0						

	AB	34
	R	3
	H	10
	RBI	3
	BB	2
	SO	4
	LOB	10

PITCHER	IP	WLS	BF	H	R	ER	SO	BB	IBB	HBP	BLK	WP	HR	S	P	ERA	WHIP
Dwight Gooden, R (1, 1) ERA: 2.87	9.0	W	37	10	3	3	4	1	1	0	0	0	0	43	51	3.00	1.222

PITCHER	IP	WLS	BF	H	R	ER	SO	BB	IBB	HBP	BLK	WP	HR	S	P	ERA	WHIP

New York Mets @ Los Angeles Dodgers

Dodger Stadium, Los Angeles, CA

Fri Sep 04 1987, 7:05 PM PDT

Att. 31,913 - Unknown

livebaseballscorecards.com

TOP

Batter	1	2	3	4	5	6	7	8	9	AB	R	H	RBI	BB	SO	LOB
Lenny Dykstra, L (1, 8) OBP: 0.349, SLG: 0.445	BBBB 4-0 6-3 BB		x 0-0 ② L4	x 0-0 1B 1B		x 0-0 ③ F8		x 0-0 E3 BB 1-3 3-H		4	0	1	0	1	0	2
Wally Backman, S (1, 4) OBP: 0.297, SLG: 0.271	x 0-0 ① 6-3 1-2		x 0-0 E1 WP HR	x 0-0 1-3 1B			SSS 0-3 ① K	BBBB 4-0 1-2 BB		4	1	1	0	1	1	1
Keith Hernandez, L (1, 3) OBP: 0.387, SLG: 0.460	x 0-0 ② F6		x 0-0 1-H HR	x 0-0 ③ 4-3			x 0-0 ② L3	x 0-0 ③ F7		5	1	1	2	0	0	6
Darryl Strawberry, L (1, 9) OBP: 0.394, SLG: 0.561	SSS 0-3 ③ K		BBBB 4-0 1B BB		x 0-0 ① F8		SSS 0-3 ③ K		x 0-0 ① F8	4	0	0	0	1	2	1
Kevin McReynolds, R (1, 7) OBP: 0.323, SLG: 0.488		BBBB 4-0 BB	x 0-0 ② 1-3 1B		x 0-0 ② 5-3			x 0-0 ① F8	x 0-0 ② F6	4	0	1	0	1	0	0
Gary Carter, R (1, 2) OBP: 0.293, SLG: 0.406		x 0-0 ① L8	SSS 0-3 ③ K		x 0-0 ③ 6-3			x 0-0 WP PB 1B 1B	x 0-0 ③ F9	5	1	1	0	0	1	3
Howard Johnson, S (1, 5) OBP: 0.377, SLG: 0.551		SSS 0-3 ② K		SSS 0-3 ① K		x 0-0 ① 3-1		H 1-0 1B WP 1-2 E HBP		3	1	0	0	0	2	1
Rafael Santana, R (1, 6) OBP: 0.306, SLG: 0.369		x 0-0 ③ F9		x 0-0 ② 6-3		x 0-0 ② L6		x 0-0 E 1-3 2-H 1B		4	0	1	1	0	0	1
Rick Aguilera, R (1, 1) OBP: 0.233, SLG: 0.345 Roger McDowell, R (9, 1) OBP: 0.308, SLG: 0.333			x 0-0 ① G3	x 0-0 HR		x 0-0 1B		SSS 0-3 ② K		4 0	1 0	2 0	1 0	0 0	1 0	2 0
Inning Stats	R: 0 E: 0 K: 1 S: 5 H: 0 LOB: 1 BB: 1 P: 9	R: 0 E: 0 K: 1 S: 5 H: 0 LOB: 1 BB: 1 P: 9	R: 2 E: 1 K: 1 S: 8 H: 2 LOB: 2 BB: 1 P: 12	R: 1 E: 0 K: 1 S: 8 H: 3 LOB: 2 BB: 0 P: 8	R: 0 E: 0 K: 0 S: 3 H: 0 LOB: 0 BB: 0 P: 3	R: 0 E: 0 K: 0 S: 4 H: 1 LOB: 1 BB: 0 P: 4	R: 0 E: 0 K: 2 S: 7 H: 0 LOB: 0 BB: 0 P: 7	R: 2 E: 1 K: 1 S: 8 H: 2 LOB: 3 BB: 1 P: 13	R: 0 E: 0 K: 0 S: 3 H: 0 LOB: 0 BB: 0 P: 3	1B: 6 2B: 0 3B: 0 HR: 2	SF: 0 SAC: 0 DP: 0 HBP: 1						

	AB	37
	R	5
	H	8
	RBI	4
	BB	4
	SO	7
	LOB	17

WP: 2 PB: 1 SB: 0 CS: 0 PA: 42

PITCHER		IP	WLS	BF	H	R	ER	SO	BB	IBB	HBP	BLK	WP	HR	S	P	ERA	WHIP
Shawn Hillegas, R ERA: 3.71	(1, 1)	5.0	L	24	5	3	1	4	3	0	0	0	1	2	29	41	1.80	1.600
Alejandro Pena, R ERA: 4.41	(6, 1)	2.0		7	1	0	0	2	0	0	0	0	0	0	11	11	0.00	0.500
Ron Davis, R ERA: 6.48	(8, 1)	0.1		4	2	2	1	0	0	0	0	0	1	0	3	4	27.00	6.000
Brad Havens, L ERA: 3.64	(8, 1)	1.2		7	0	0	0	1	1	0	0	0	0	0	8	12	0.00	0.600

PITCHER	IP	WLS	BF	H	R	ER	SO	BB	IBB	HBP	BLK	WP	HR	S	P	ERA	WHIP

BOTTOM

New York Mets @ Los Angeles Dodgers

Dodger Stadium, Los Angeles, CA

Fri Sep 04 1987, 7:05 PM PDT

Att. 31,913 - Unknown

livebaseballscorecards.com

Batter	1	2	3	4	5	6	7	8	9	AB	R	H	RBI	BB	SO	LOB
Dave Anderson, R (1, 5) OBP: 0.311, SLG: 0.332	6-3		F9		6-3			6-3	4-3	4	0	0	0	0	0	0
Alex Trevino, R (9, PH) OBP: 0.283, SLG: 0.367										1	0	0	0	0	0	2
Franklin Stubbs, L (1, 7) OBP: 0.285, SLG: 0.408	E7		K			4-3		F6		4	0	0	0	0	1	0
Pedro Guerrero, R (1, 3) OBP: 0.403, SLG: 0.534	BB G6-3		K			6-3		1B		3	0	1	0	1	1	0
John Shelby, S (1, 8) OBP: 0.297, SLG: 0.445	G6-3 1-2f			5-3 1B		1B		L8		4	0	2	0	0	0	3
Mike Scioscia, L (1, 2) OBP: 0.342, SLG: 0.372		E1 FC6-4		F8		F8			FC5-4 BB 1B BB	3	1	0	0	1	0	2
Mike Devereaux, R (1, 9) OBP: 0.286, SLG: 0.167		FC6-4 F8 1B 1-2f		5-3 1-2			F3		FC5-4 1-2 BB	3	0	0	0	1	0	2
Glenn Hoffman, R (1, 6) OBP: 0.286, SLG: 0.286		1-2 1B		6-3			1B			4	0	2	0	0	0	3
Phil Garner, R (1, 4) OBP: 0.270, SLG: 0.302		F8 2-3			K		K		FC5-4 1B 1-2f 2-3	3	0	0	0	0	2	3
Steve Sax, R (9, PH) OBP: 0.311, SLG: 0.337										1	0	0	0	0	0	2
Tracy Woodson, R (9, PR) OBP: 0.284, SLG: 0.324										0	0	0	0	0	0	0
Shawn Hillegas, R (1, 1)		K			3-1		F9		1-2 3-H 1B	1	0	0	0	0	1	2
Danny Heep, L (5, PH) OBP: 0.208, SLG: 0.203										1	0	0	0	0	0	0
Alejandro Pena, R (6, 1) OBP: 0.083, SLG: 0.083										0	0	0	0	0	0	0
Ken Landreaux, L (7, PH) OBP: 0.279, SLG: 0.339										1	0	0	0	0	0	1
Ron Davis, R (8, 1)										0	0	0	0	0	0	0
Brad Havens, L (8, 1)										0	0	0	0	0	0	0
Ralph Bryant, L (9, PH) OBP: 0.351, SLG: 0.438										1	0	1	1	0	0	0

AB	34
R	1
H	6
RBI	1
BB	3
SO	5
LOB	20

Inning Stats	1	2	3	4	5	6	7	8	9
	R: 0 E: 1 K: 0 S: 3	H: 0 LOB: 1 BB: 1 P: 7	R: 0 E: 1 K: 1 S: 7	H: 1 LOB: 2 BB: 0 P: 7	R: 0 E: 0 K: 2 S: 7	H: 0 LOB: 0 BB: 0 P: 7	R: 0 E: 0 K: 0 S: 4	H: 1 LOB: 1 BB: 0 P: 4	R: 0 E: 0 K: 1 S: 5	H: 0 LOB: 0 BB: 0 P: 5	R: 0 E: 0 K: 0 S: 4	H: 1 LOB: 1 BB: 0 P: 4	R: 0 E: 0 K: 1 S: 6	H: 1 LOB: 1 BB: 0 P: 6	R: 0 E: 0 K: 0 S: 4	H: 1 LOB: 1 BB: 0 P: 4	R: 1 E: 0 K: 0 S: 4	H: 1 LOB: 2 BB: 2 P: 12

1B: 6	SF: 0
2B: 0	SAC: 0
3B: 0	DP: 1
HR: 0	HBP: 0

WP: 0	PA: 37
PB: 0	
SB: 0	
CS: 0	

PITCHER		IP	WLS	BF	H	R	ER	SO	BB	IBB	HBP	BLK	WP	HR	S	P	ERA	WHIP
Rick Aguilera, R ERA: 3.28	(1, 1)	8.0	W	33	5	1	1	5	3	0	0	0	0	0	40	52	1.12	1.000
Roger McDowell, R ERA: 3.94	(9, 1)	1.0		4	1	0	0	0	0	0	0	0	0	0	4	4	0.00	1.000

PITCHER	IP	WLS	BF	H	R	ER	SO	BB	IBB	HBP	BLK	WP	HR	S	P	ERA	WHIP

New York Mets @ Los Angeles Dodgers

Dodger Stadium, Los Angeles, CA

Sat Sep 05 1987, 7:05 PM PDT

Att. 35,357 - Unknown

livebaseballscorecards.com

TOP

Batter	1	2	3	4	5	6	7	8	9	AB	R	H	RBI	BB	SO	LOB
Mookie Wilson, S (1, 8) OBP: 0.360, SLG: 0.463	F3		WP, 1B, 1B	FC6, BB			5-3		1B	4	1	2	0	1	0	0
Tim Teufel, R (1, 4) OBP: 0.426, SLG: 0.589	K		F6, 1-2	FC6, 1-2f			G3, 1B		L5	5	0	1	0	0	1	3
Keith Hernandez, L (1, 3) OBP: 0.386, SLG: 0.459	K		HR, 2-H, 1B		G3		G3, 1-2			4	1	1	1	0	1	1
Darryl Strawberry, L (1, 9) OBP: 0.393, SLG: 0.565		HR	F9		3-1		1-3			4	1	1	1	0	0	2
Kevin McReynolds, R (1, 7) OBP: 0.324, SLG: 0.494		4-3	HR, 1-H		1B			F8		4	1	2	2	0	0	0
Gary Carter, R (1, 2) OBP: 0.295, SLG: 0.405		1B, BB	BB		F9			K		2	0	0	0	2	1	1
Howard Johnson, S (1, 5) OBP: 0.375, SLG: 0.546		F7	F8			K		4-3		4	0	0	0	0	1	2
Rafael Santana, R (1, 6) OBP: 0.305, SLG: 0.368		FC4-6, 1-2, 1B		F6		F2			6-3	4	0	1	0	0	0	0
Ron Darling, R (1, 1) OBP: 0.154, SLG: 0.206		FC4-6, 1-2f		K		5-3			G3	3	0	0	0	0	1	2
Bill Almon, R (9, PH) OBP: 0.315, SLG: 0.292										1	0	0	0	0	0	0
Roger McDowell, R (9, 1) OBP: 0.308, SLG: 0.333										0	0	0	0	0	0	0

	AB	35
	R	4
	H	8
	RBI	4
	BB	3
	SO	5
	LOB	11

Inning Stats										
	R: 0	H: 0	R: 1	H: 2	R: 3	H: 3	R: 0	H: 0	R: 0	H: 1
	E: 0	LOB: 0	E: 0	LOB: 2	E: 0	LOB: 1	E: 0	LOB: 1	E: 0	LOB: 1
	K: 2	BB: 0	K: 0	BB: 1	K: 0	BB: 1	K: 1	BB: 1	K: 0	BB: 0
	S: 7	P: 7	S: 5	P: 9	S: 6	P: 10	S: 5	P: 9	S: 4	P: 4

Inning Stats										
	R: 0	H: 0	R: 0	H: 1	R: 0	H: 0	R: 0	H: 1	1B: 6	SF: 0
	E: 0	LOB: 0	E: 0	LOB: 1	E: 0	LOB: 0	E: 0	LOB: 1	2B: 0	SAC: 0
	K: 1	BB: 0	K: 0	BB: 0	K: 1	BB: 0	K: 0	BB: 0	3B: 0	DP: 0
	S: 5	P: 5	S: 4	P: 4	S: 5	P: 5	S: 4	P: 4	HR: 2	HBP: 0

	WP: 1	PA: 38
	PB: 0	
	SB: 0	
	CS: 0	

PITCHER		IP	WLS	BF	H	R	ER	SO	BB	IBB	HBP	BLK	WP	HR	S	P	ERA	WHIP
Fernando Valenzuela, L ERA: 4.19	(1, 1)	9.0	L	38	8	4	4	5	3	0	0	0	1	2	45	57	4.00	1.222

PITCHER		IP	WLS	BF	H	R	ER	SO	BB	IBB	HBP	BLK	WP	HR	S	P	ERA	WHIP

Batter	1	2	3	4	5	6	7	8	9	AB	R	H	RBI	BB	SO	LOB
Steve Sax, R (1, 4) OBP: 0.312, SLG: 0.344	F9 S 1B 1B		6-3		K			HR		4	2	2	1	0	1	0
Franklin Stubbs, L (1, 7) OBP: 0.282, SLG: 0.404	F9 1-3		K			K		K		4	0	0	0	0	3	1
Pedro Guerrero, R (1, 3) OBP: 0.402, SLG: 0.532	FC6-4 1B 3-H		6-3			6-3			F9	4	0	1	1	0	0	0
Mike Marshall, R (1, 9) OBP: 0.322, SLG: 0.472	FC6-4 1-2f			6-3		F6			F9	4	0	0	0	0	0	1
John Shelby, S (1, 8) OBP: 0.294, SLG: 0.441	K			K			K		4-3	4	0	0	0	0	3	1
Mike Scioscia, L (1, 2) OBP: 0.342, SLG: 0.370		6-3		BB			6-3			2	0	0	0	1	0	0
Glenn Hoffman, R (1, 6) OBP: 0.278, SLG: 0.277		5-3		P3			F2			3	0	0	0	0	0	1
Dave Anderson, R (1, 5) OBP: 0.308, SLG: 0.329		K			K			G3		2	0	0	0	0	2	0
Danny Heep, L (8, PH) OBP: 0.203, SLG: 0.200										1	0	0	0	0	0	0
Phil Garner, R (9, 5) OBP: 0.270, SLG: 0.302										0	0	0	0	0	0	0
Fernando Valenzuela, L (1, 1) OBP: 0.156, SLG: 0.195			HR		K			G3		3	1	1	1	0	1	0
Inning Stats	R: 1 H: 2 E: 0 LOB: 1 K: 1 BB: 0 S: 7 P: 7	R: 0 H: 0 E: 0 LOB: 0 K: 1 BB: 0 S: 5 P: 5	R: 1 H: 1 E: 0 LOB: 0 K: 1 BB: 0 S: 6 P: 6	R: 0 H: 0 E: 0 LOB: 1 K: 1 BB: 1 S: 5 P: 9	R: 0 H: 0 E: 0 LOB: 0 K: 3 BB: 0 S: 9 P: 9	R: 0 H: 0 E: 0 LOB: 0 K: 1 BB: 0 S: 5 P: 5	R: 0 H: 0 E: 0 LOB: 0 K: 1 BB: 0 S: 5 P: 5	R: 1 H: 1 E: 0 LOB: 0 K: 1 BB: 0 S: 6 P: 6	R: 0 H: 0 E: 0 LOB: 0 K: 0 BB: 0 S: 3 P: 3	1B: 2 SF: 0 2B: 0 SAC: 0 3B: 0 DP: 0 HR: 2 HBP: 0						WP: 0 PA: 32 PB: 0 SB: 1 CS: 0	

PITCHER		IP	WLS	BF	H	R	ER	SO	BB	IBB	HBP	BLK	WP	HR	S	P	ERA	WHIP
Ron Darling, R ERA: 4.37	(1, 1)	8.0	W	29	4	3	3	10	1	0	0	0	0	2	48	52	3.38	0.625
Roger McDowell, R ERA: 3.89	(9, 1)	1.0	S	3	0	0	0	0	0	0	0	0	0	0	3	3	0.00	0.000

PITCHER	IP	WLS	BF	H	R	ER	SO	BB	IBB	HBP	BLK	WP	HR	S	P	ERA	WHIP

BOTTOM

New York Mets @ Los Angeles Dodgers

Dodger Stadium, Los Angeles, CA

Sat Sep 05 1987, 7:05 PM PDT

Att. 35,357 - Unknown

livebaseballscorecards.com

AB	31
R	3
H	4
RBI	3
BB	1
SO	10
LOB	4

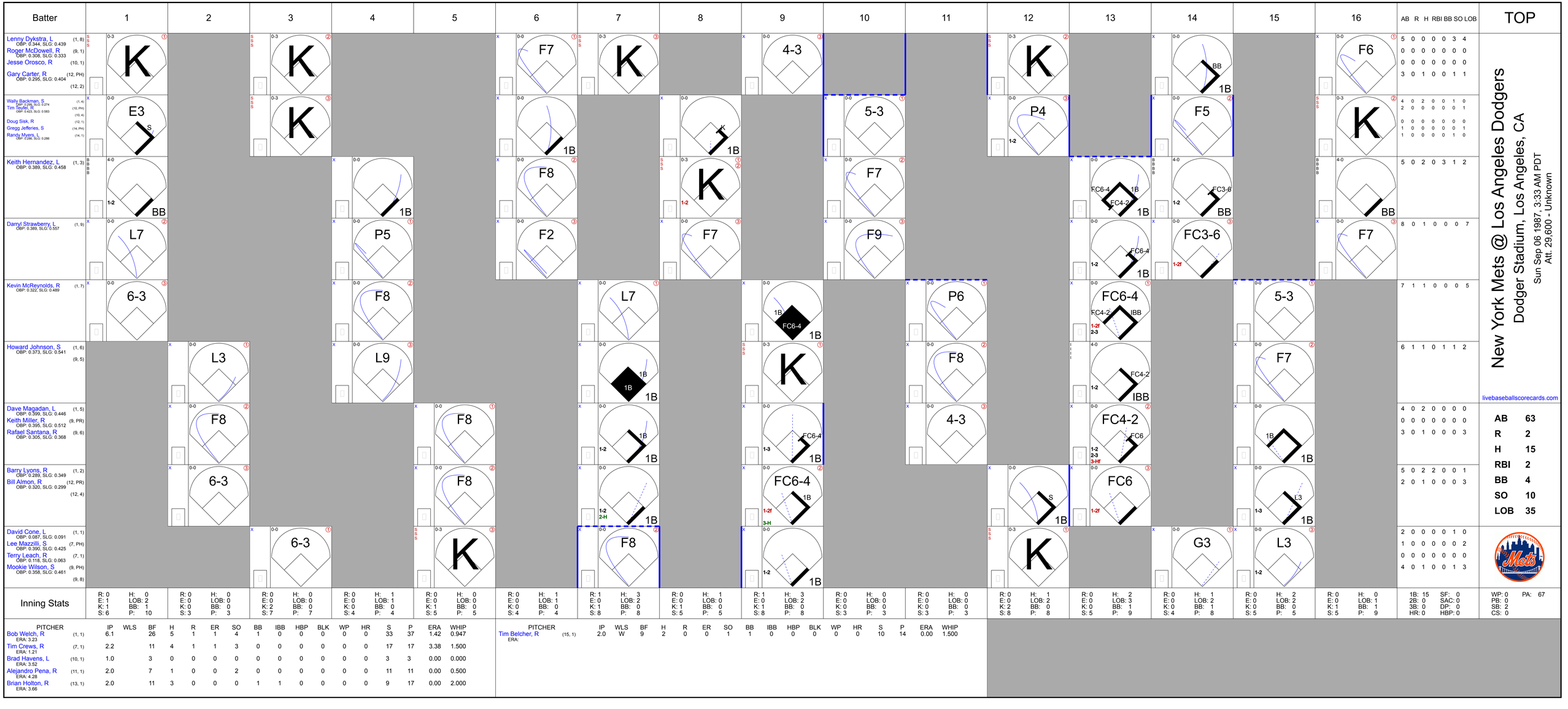
Batter
1
2
3
4
5
6
7
8
9
10
11
12
13
14
15
16
AB R H RBI BB SO LOB
TOP
Lenny Dykstra, L (1, 8) OBP: 0.344, SLG: 0.439
Roger McDowell, R (9, 1) OBP: 0.308, SLG: 0.333
Jesse Orosco, R (10, 1)
Gary Carter, R (12, PH) OBP: 0.295, SLG: 0.404 (12, 2)
Wally Backman, S (1, 4) OBP: 0.286, SLG: 0.274
Tim Teufel, R (10, PH) OBP: 0.423, SLG: 0.583 (10, 4)
Doug Sisk, R (12, 1)
Gregg Jefferies, S (14, PH)
Randy Myers, L (14, 1) OBP: 0.286, SLG: 0.286
Keith Hernandez, L (1, 3) OBP: 0.389, SLG: 0.458
Darryl Strawberry, L (1, 9) OBP: 0.389, SLG: 0.557
Kevin McReynolds, R (1, 7) OBP: 0.322, SLG: 0.489
Howard Johnson, S (1, 6) OBP: 0.373, SLG: 0.541 (9, 5)
Dave Magadan, L (1, 5) OBP: 0.399, SLG: 0.446
Keith Miller, R (9, PR) OBP: 0.395, SLG: 0.512
Rafael Santana, R (9, 6) OBP: 0.305, SLG: 0.368
Barry Lyons, R (1, 2) OBP: 0.289, SLG: 0.349
Bill Almon, R (12, PR) OBP: 0.320, SLG: 0.299 (12, 4)
David Cone, L (1, 1) OBP: 0.087, SLG: 0.091
Lee Mazzilli, S (7, PH) OBP: 0.390, SLG: 0.425
Terry Leach, R (7, 1) OBP: 0.118, SLG: 0.063
Mookie Wilson, S (9, PH) OBP: 0.358, SLG: 0.461 (9, 8)
Inning Stats
PITCHER IP WLS BF H R ER SO BB IBB HBP BLK WP HR S P ERA WHIP
Bob Welch, R (1, 1) ERA: 3.23 6.1 26 5 1 1 1 4 1 0 0 0 0 0 0 33 37 1.42 0.947
Tim Crews, R (7, 1) ERA: 1.21 2.2 11 4 1 1 3 0 0 0 0 0 0 0 17 17 3.38 1.500
Brad Havens, L (10, 1) ERA: 3.52 1.0 3 0 0 0 0 0 0 0 0 0 0 0 3 3 0.00 0.000
Alejandro Pena, R (11, 1) ERA: 4.28 2.0 7 1 0 0 2 0 0 0 0 0 0 0 11 11 0.00 0.500
Brian Holton, R (13, 1) ERA: 3.66 2.0 11 3 0 0 0 1 1 0 0 0 0 0 9 17 0.00 2.000
PITCHER IP WLS BF H R ER SO BB IBB HBP BLK WP HR S P ERA WHIP
Tim Belcher, R (15, 1) ERA: 2.0 W 9 2 0 0 1 1 0 0 0 0 0 0 10 14 0.00 1.500
New York Mets @ Los Angeles Dodgers
Dodger Stadium, Los Angeles, CA
Sun Sep 06 1987, 3:33 AM PDT
Att. 29,600 - Unknown
livebaseballscorecards.com
AB 63
R 2
H 15
RBI 2
BB 4
SO 10
LOB 35
1B: 15 SF: 0
2B: 0 SAC: 0
3B: 0 DP: 0
HR: 0 HBP: 0
WP: 0 PA: 67
PB: 0
SB: 2
CS: 0

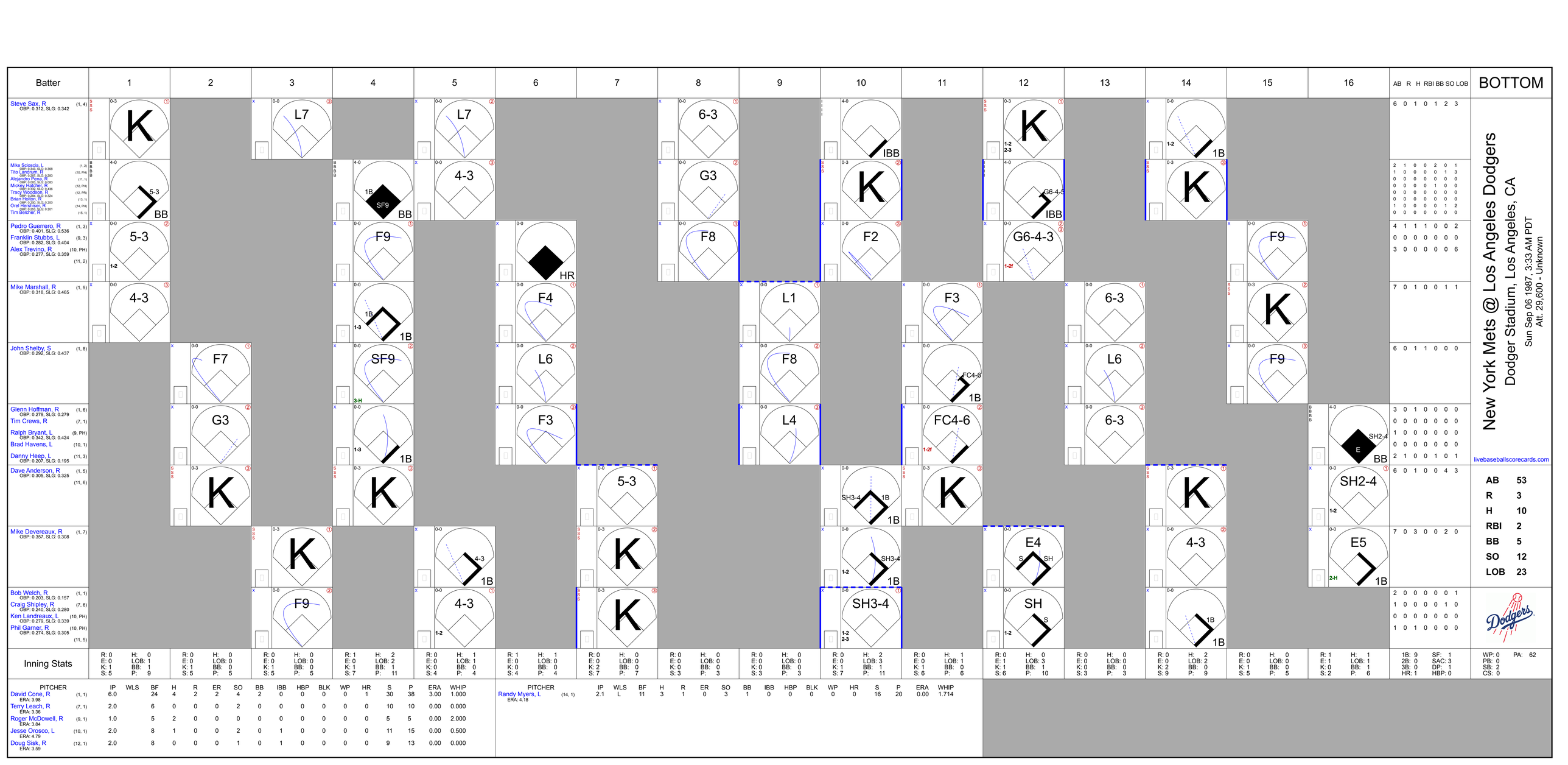
Batter
1
2
3
4
5
6
7
8
9
10
11
12
13
14
15
16
AB R H RBI BB SO LOB
BOTTOM
Steve Sax, R (1, 4) OBP: 0.312, SLG: 0.342
Mike Scioscia, L (1, 2) OBP: 0.340, SLG: 0.368
Tito Landrum, R (10, PH) OBP: 0.286, SLG: 0.393
Alejandro Pena, R (11, 1) OBP: 0.667, SLG: 0.083
Mickey Hatcher, R (12, PH) OBP: 0.333, SLG: 0.438
Tracy Woodson, L (12, PR) OBP: 0.000, SLG: 0.000
Brian Holton, R (13, 1) OBP: 0.250, SLG: 0.200
Orel Hershiser, R (14, PH) OBP: 0.000, SLG: 0.301
Tim Belcher, R (15, 1)
Pedro Guerrero, R (1, 3) OBP: 0.401, SLG: 0.536
Franklin Stubbs, L (9, 3) OBP: 0.282, SLG: 0.404
Alex Trevino, R (10, PH) OBP: 0.277, SLG: 0.359 (11, 2)
Mike Marshall, R (1, 9) OBP: 0.318, SLG: 0.465
John Shelby, S (1, 8) OBP: 0.292, SLG: 0.437
Glenn Hoffman, R (1, 6) OBP: 0.279, SLG: 0.279
Tim Crews, R (7, 1)
Ralph Bryant, L (9, PH) OBP: 0.342, SLG: 0.424
Brad Havens, L (10, 1)
Danny Heep, L (11, 3) OBP: 0.207, SLG: 0.195
Dave Anderson, R (1, 5) OBP: 0.305, SLG: 0.325 (11, 6)
Mike Devereaux, R (1, 7) OBP: 0.357, SLG: 0.308
Bob Welch, R (1, 1) OBP: 0.203, SLG: 0.157
Craig Shipley, R (7, 6) OBP: 0.240, SLG: 0.280
Ken Landreaux, L (10, PH) OBP: 0.279, SLG: 0.339
Phil Garner, R (10, PH) OBP: 0.274, SLG: 0.305 (11, 5)
Inning Stats
PITCHER IP WLS BF H R ER SO BB IBB HBP BLK WP HR S P ERA WHIP
David Cone, R (1, 1) ERA: 3.98 6.0 24 4 2 2 4 2 0 0 0 0 1 30 38 3.00 1.000
Terry Leach, R (7, 1) ERA: 3.36 2.0 6 0 0 0 2 0 0 0 0 0 0 10 10 0.00 0.000
Roger McDowell, R (9, 1) ERA: 3.84 1.0 5 2 0 0 0 0 0 0 0 0 0 5 5 0.00 2.000
Jesse Orosco, L (10, 1) ERA: 4.79 2.0 8 1 0 0 2 0 1 0 0 0 0 11 15 0.00 0.500
Doug Sisk, R (12, 1) ERA: 3.59 2.0 8 0 0 0 1 0 1 0 0 0 0 9 13 0.00 0.000
PITCHER IP WLS BF H R ER SO BB IBB HBP BLK WP HR S P ERA WHIP
Randy Myers, L (14, 1) ERA: 4.18 2.1 L 11 3 1 0 3 1 0 0 0 0 0 16 20 0.00 1.714
New York Mets @ Los Angeles Dodgers
Dodger Stadium, Los Angeles, CA
Sun Sep 06 1987, 3:33 AM PDT
Att. 29,600 - Unknown
livebaseballscorecards.com
AB 53
R 3
H 10
RBI 2
BB 5
SO 12
LOB 23
1B: 9 SF: 1
2B: 0 SAC: 3
3B: 0 DP: 1
HR: 1 HBP: 0
WP: 0 PA: 62
PB: 0
SB: 2
CS: 0

Philadelphia Phillies @ New York Mets

Shea Stadium, Flushing, NY

Mon Sep 07 1987, 7:05 PM EDT

Att. 45,699 - Unknown

TOP

livebaseballscorecards.com

Batter	1	2	3	4	5	6	7	8	9	AB	R	H	RBI	BB	SO	LOB
Juan Samuel, R (1, 4) OBP: 0.346, SLG: 0.510	S 1B 1B		L5			6-3	BB 1-3 2-H 3-H 1B		1-3	5	1	2	2	0	0	0
Milt Thompson, L (1, 8) OBP: 0.360, SLG: 0.449	K 1-2		5-3			K	BB 1-2			3	0	0	0	1	2	1
Von Hayes, L (1, 3) OBP: 0.428, SLG: 0.504	2-H 1B			6-3		K	3-1			4	0	1	1	0	1	3
Mike Schmidt, R (1, 5) OBP: 0.397, SLG: 0.546	F4			6-3			1B 2B	F9		4	1	1	0	0	0	1
Lance Parrish, R (1, 2) OBP: 0.309, SLG: 0.399	K			K			PB BB 2-H 1B 1B	K		4	1	1	1	0	3	1
Glenn Wilson, R (1, 9) OBP: 0.313, SLG: 0.396		K			G6-4-3 E 1B		K	HR		4	1	2	1	0	2	1
Keith Hughes, L (1, 7) OBP: 0.353, SLG: 0.333		1-3			E3 G6-4-3 1-2		PB 1B BB	F7		3	1	0	0	1	0	1
Steve Bedrosian, R (8, 1)										0	0	0	0	0	0	0
Steve Jeltz, S (1, 6) OBP: 0.319, SLG: 0.289		K			G6-4-3 1-2f 2-3		1B 1-2 2-3 IBB		K	2	0	0	0	0	1	2
Greg Gross, L (7, PH) OBP: 0.393, SLG: 0.373										0	0	0	0	1	0	0
Luis Aguayo, R (7, 6) OBP: 0.280, SLG: 0.411										1	0	0	0	0	1	0
Don Carman, L (1, 1) OBP: 0.132, SLG: 0.098			4-3		K		K		F8	2	0	0	0	0	1	1
Jeff Stone, L (7, PH) OBP: 0.333, SLG: 0.361										1	0	0	0	0	1	3
Jeff Calhoun, L (7, 1)										0	0	0	0	0	0	0
Kent Tekulve, R (7, 1)										0	0	0	0	0	0	0
Chris James, R (8, 7) OBP: 0.341, SLG: 0.558										1	0	0	0	0	0	0
Inning Stats	R: 1 E: 0 K: 2 S: 9 H: 2 LOB: 1 BB: 0 P: 9	R: 0 E: 0 K: 2 S: 7 H: 0 LOB: 0 BB: 0 P: 7	R: 0 E: 0 K: 0 S: 3 H: 0 LOB: 0 BB: 0 P: 3	R: 0 E: 0 K: 1 S: 5 H: 0 LOB: 0 BB: 0 P: 5	R: 0 E: 1 K: 1 S: 6 H: 1 LOB: 1 BB: 0 P: 6	R: 0 E: 0 K: 2 S: 7 H: 0 LOB: 0 BB: 0 P: 7	R: 3 E: 0 K: 2 S: 10 H: 3 LOB: 3 BB: 3 P: 22	R: 1 E: 0 K: 1 S: 6 H: 1 LOB: 0 BB: 0 P: 6	R: 0 E: 0 K: 1 S: 5 H: 0 LOB: 0 BB: 0 P: 5	1B: 5 2B: 1 3B: 0 HR: 1	SF: 0 SAC: 0 DP: 1 HBP: 0						

	AB	34
	R	5
	H	7
	RBI	5
	BB	3
	SO	12
	LOB	14

WP: 0 PB: 1 SB: 1 CS: 0 PA: 37

PITCHER		IP	WLS	BF	H	R	ER	SO	BB	IBB	HBP	BLK	WP	HR	S	P	ERA	WHIP
Dwight Gooden, R ERA: 2.99	(1, 1)	6.2	L	29	6	4	4	10	2	1	0	0	0	0	46	58	5.40	1.200
Randy Myers, L ERA: 4.15	(7, 1)	0.1		1	0	0	0	0	0	0	0	0	0	0	1	1	0.00	0.000
Terry Leach, R ERA: 3.4	(8, 1)	1.0		4	1	1	1	1	0	0	0	0	0	1	6	6	9.00	1.000
Doug Sisk, R ERA: 3.54	(9, 1)	1.0		3	0	0	0	1	0	0	0	0	0	0	5	5	0.00	0.000

PITCHER	IP	WLS	BF	H	R	ER	SO	BB	IBB	HBP	BLK	WP	HR	S	P	ERA	WHIP

Batter	1	2	3	4	5	6	7	8	9	AB	R	H	RBI	BB	SO	LOB
Mookie Wilson, S (1, 8) OBP: 0.362, SLG: 0.458 Doug Sisk, R (9, 1)	F4	IBB			G3 4-3 1B BB	FC5-4 1-2 BB		K		2 0	1 0	0 0	0 0	3 0	1 0	0 0
Tim Teufel, R (1, 4) OBP: 0.416, SLG: 0.573 Wally Backman, S (9, PH) OBP: 0.302, SLG: 0.277	F4	F6			4-3 1-2	FC5-4 1-2f			F9 BB 1B	4 1	0 0	0 1	0 0	0 0	0 0	7 0
Keith Hernandez, L (1, 3) OBP: 0.393, SLG: 0.458 Keith Miller, R (9, PR) OBP: 0.395, SLG: 0.512	1B 1B		F8 WP BB		G3 2-3		G6-4-3 1B BB		1-2 BB	2 0	0 0	1 0	0 0	3 0	0 0	1 0
Darryl Strawberry, L (1, 9) OBP: 0.391, SLG: 0.558	1-2 1B		K 1-2		CS 3-H 1B		G6-4-3 1-2 1B		F9 2-3	5	0	3	1	0	1	3
Kevin McReynolds, R (1, 7) OBP: 0.320, SLG: 0.488	F9	F8 2-3			CS 1-2	1B SF8 2B	G6-4-3 1-2f 2-3		F3	5	1	1	0	0	0	7
Gary Carter, R (1, 2) OBP: 0.294, SLG: 0.402		F7	L3			SF8 2-3 1B	F9		F6	5	0	1	0	0	0	4
Howard Johnson, S (1, 5) OBP: 0.374, SLG: 0.539 (9, 6)		1B FC1-2-5-1 BB	L5			BB IBB		F2		2	0	0	0	2	0	0
Rafael Santana, R (1, 6) OBP: 0.306, SLG: 0.367 Dave Magadan, L (8, PH) OBP: 0.402, SLG: 0.468 (9, 5)		FC1-2-5-1 1-3 1B	F8			K		HR		3 1	0 1	1 1	0 1	0 0	1 0	3 0
Dwight Gooden, R (1, 1) OBP: 0.200, SLG: 0.204 Randy Myers, L (7, 1) OBP: 0.286, SLG: 0.286 Terry Leach, R (8, 1) OBP: 0.118, SLG: 0.063 Lenny Dykstra, L (8, PH) OBP: 0.343, SLG: 0.437 (9, 8)		FC1-2-5-1 1-3 3-H	L3			SF8 2-3 3-H		4-3		2 0 0 1	0 0 0 0	0 0 0 0	1 0 0 0	0 0 0 0	0 0 0 0	2 0 0 0
Inning Stats	R: 0 E: 0 K: 0 S: 5 H: 2 LOB: 2 BB: 0 P: 5	R: 0 E: 0 K: 0 S: 4 H: 1 LOB: 3 BB: 2 P: 12	R: 0 E: 0 K: 1 S: 5 H: 0 LOB: 1 BB: 1 P: 9	R: 0 E: 0 K: 0 S: 3 H: 0 LOB: 0 BB: 0 P: 3	R: 1 E: 0 K: 0 S: 3 H: 1 LOB: 0 BB: 1 P: 7	R: 1 E: 0 K: 1 S: 7 H: 2 LOB: 3 BB: 2 P: 15	R: 0 E: 0 K: 0 S: 3 H: 1 LOB: 1 BB: 1 P: 7	R: 1 E: 0 K: 1 S: 6 H: 1 LOB: 0 BB: 0 P: 6	R: 0 E: 0 K: 0 S: 4 H: 1 LOB: 2 BB: 1 P: 8	1B: 7 2B: 1 3B: 0 HR: 1 SF: 1 SAC: 0 DP: 1 HBP: 0						

PITCHER		IP	WLS	BF	H	R	ER	SO	BB	IBB	HBP	BLK	WP	HR	S	P	ERA	WHIP
Don Carman, L ERA: 4.35	(1, 1)	6.0	W	29	6	2	2	2	4	2	0	0	1	0	27	51	3.00	1.667
Jeff Calhoun, L ERA: 1.91	(7, 1)	0.0		2	1	0	0	0	1	0	0	0	0	0	1	5	∞	∞
Kent Tekulve, R ERA: 2.97	(7, 1)	1.0		2	0	0	0	0	0	0	0	0	0	0	2	2	0.00	0.000
Steve Bedrosian, R ERA: 2.64	(8, 1)	2.0	S	9	2	1	1	1	1	0	0	0	0	1	10	14	4.50	1.500

PITCHER	IP	WLS	BF	H	R	ER	SO	BB	IBB	HBP	BLK	WP	HR	S	P	ERA	WHIP

BOTTOM

Philadelphia Phillies @ New York Mets

Shea Stadium, Flushing, NY

Mon Sep 07 1987, 7:05 PM EDT

Att. 45,699 - Unknown

livebaseballscorecards.com

AB	33
R	3
H	9
RBI	3
BB	8
SO	3
LOB	27

WP: 1 PA: 43
PB: 0
SB: 0
CS: 1

Batter	1	2	3	4	5	6	7	8	9	AB	R	H	RBI	BB	SO	LOB
Juan Samuel, R (1, 4) OBP: 0.347, SLG: 0.515	HR		L3		K			FC4 1B		4	1	2	1	0	1	0
Von Hayes, L (1, 3) OBP: 0.425, SLG: 0.500	K		K			F7		FC4 1-2		4	0	0	0	0	2	1
Wally Ritchie, L (8, 1) OBP: 0.250, SLG: 0.250										0	0	0	0	0	0	0
Mike Schmidt, R (1, 5) OBP: 0.396, SLG: 0.551	5-3		F8			HR		K		4	1	1	1	0	1	1
Lance Parrish, R (1, 2) OBP: 0.310, SLG: 0.398	1B			BB CS		F8			F9	3	0	1	0	1	0	0
Chris James, R (1, 7) OBP: 0.337, SLG: 0.550	F8			F8		F9			6-3	4	0	0	0	0	0	2
Glenn Wilson, R (1, 9) OBP: 0.314, SLG: 0.396		BB		1B 1-2			6-3		1-3	3	0	1	0	1	0	0
Ron Roenicke, S (1, 8) OBP: 0.301, SLG: 0.286		K		L7			K			2	0	0	0	0	1	2
Milt Thompson, L (7, PH) OBP: 0.359, SLG: 0.448 (7, 8)										1	0	0	0	0	1	0
Steve Jeltz, S (1, 6) OBP: 0.317, SLG: 0.286		L9			L3		K			2	0	0	0	0	0	1
Jeff Stone, L (7, PH) OBP: 0.331, SLG: 0.358										1	0	0	0	0	1	0
Luis Aguayo, R (7, 6) OBP: 0.280, SLG: 0.411										0	0	0	0	0	0	0
Bruce Ruffin, S (1, 1) OBP: 0.048, SLG: 0.063		K			6-3			4-3		2	0	0	0	0	1	1
Michael Jackson, R (6, 1) OBP: 0.176, SLG: 0.125										0	0	0	0	0	0	0
Jeff Calhoun, L (7, 1)										0	0	0	0	0	0	0
Mike Maddux, L (7, 1)										0	0	0	0	0	0	0
Greg Gross, L (8, PH) OBP: 0.390, SLG: 0.370 (8, 3)										1	0	0	0	0	0	0
Inning Stats	R: 1 H: 2 E: 0 LOB: 1 K: 1 BB: 0 S: 7 P: 7	R: 0 H: 0 E: 0 LOB: 1 K: 2 BB: 1 S: 7 P: 11	R: 0 H: 0 E: 0 LOB: 0 K: 1 BB: 0 S: 5 P: 5	R: 0 H: 1 E: 0 LOB: 1 K: 0 BB: 1 S: 3 P: 7	R: 0 H: 0 E: 0 LOB: 0 K: 1 BB: 0 S: 5 P: 5	R: 1 H: 1 E: 0 LOB: 0 K: 0 BB: 0 S: 4 P: 4	R: 0 H: 0 E: 0 LOB: 0 K: 2 BB: 0 S: 7 P: 7	R: 0 H: 1 E: 0 LOB: 1 K: 1 BB: 0 S: 6 P: 6	R: 0 H: 0 E: 0 LOB: 0 K: 0 BB: 0 S: 3 P: 3	1B: 3 SF: 0 2B: 0 SAC: 0 3B: 0 DP: 0 HR: 2 HBP: 0						

PITCHER	IP	WLS	BF	H	R	ER	SO	BB	IBB	HBP	BLK	WP	HR	S	P	ERA	WHIP
Sid Fernandez, L (1, 1) ERA: 3.68	3.0		12	2	1	1	4	1	0	0	0	0	1	19	23	3.00	1.000
Bob Ojeda, L (4, 1) ERA: 4.05	2.0		7	1	0	0	1	1	0	0	0	0	0	8	12	0.00	1.000
Terry Leach, R (6, 1) ERA: 3.45	1.0	W	4	1	1	1	0	0	0	0	0	0	1	4	4	9.00	1.000
Doug Sisk, R (7, 1) ERA: 3.39	3.0	S	10	1	0	0	3	0	0	0	0	0	0	16	16	0.00	0.333

PITCHER	IP	WLS	BF	H	R	ER	SO	BB	IBB	HBP	BLK	WP	HR	S	P	ERA	WHIP

TOP

Philadelphia Phillies @ New York Mets

Shea Stadium, Flushing, NY

Tue Sep 08 1987, 7:05 PM EDT

Att. 17,518 - Unknown

livebaseballscorecards.com

AB	31
R	2
H	5
RBI	2
BB	2
SO	8
LOB	8

WP: 0 PA: 33
PB: 0
SB: 0
CS: 1

Batter	1	2	3	4	5	6	7	8	9	AB	R	H	RBI	BB	SO	LOB
Mookie Wilson, S (1, 8) OBP: 0.362, SLG: 0.457	2-3		FC5-4 1-2f		G5-4-3 1-2 1B		1-3 1B 1B	L7		5	1	2	0	0	0	1
Tim Teufel, R (1, 4) OBP: 0.410, SLG: 0.563	4-3		6-3		G5-4-3 1-2f		1-3 1-2			4	0	0	0	0	0	4
Keith Hernandez, L (1, 3) OBP: 0.394, SLG: 0.457	G3			HR BB		4-3	BB 1B BB			2	1	0	0	2	0	0
Darryl Strawberry, L (1, 9) OBP: 0.390, SLG: 0.555 Lee Mazzilli, S (5, 9) OBP: 0.399, SLG: 0.430		F7		K		1B FC5-2 BB	1-2 2-H BB 1B			2 1	0 0	0 1	0 1	0 1	1 0	1 0
Kevin McReynolds, R (1, 7) OBP: 0.324, SLG: 0.498		2B		1-H HR		FC5-2 1-3 1B 1B	L7			4	2	3	2	0	0	2
Gary Carter, R (1, 2) OBP: 0.294, SLG: 0.399		5-3		6-3		FC5-2 1-3 3-H 1B	1-2 2-3 BB			3	1	0	0	1	0	3
Howard Johnson, S (1, 5) OBP: 0.373, SLG: 0.535		4-3		F7		1B IBB	F9			3	0	0	0	1	0	4
Rafael Santana, R (1, 6) OBP: 0.308, SLG: 0.367			FC3-6 BB		6-3	1-2 2-H 3-H 1B		K		3	0	1	2	1	1	0
Sid Fernandez, L (1, 1) OBP: 0.176, SLG: 0.218 Mark Carreon, R (3, PH) Bob Ojeda, L (4, 1) Gregg Jefferies, S (5, PH) OBP: 0.000, SLG: 0.000 Keith Miller, R (5, PR) OBP: 0.000, SLG: 0.012 Terry Leach, R (6, 1) OBP: 0.118, SLG: 0.353 Barry Lyons, R (6, PH) OBP: 0.000, SLG: 0.348 Dave Magadan, L (6, PH) OBP: 0.143, SLG: 0.446 Doug Sisk, R (7, 1)			FC3-6 FC5-4 1-2f		1B	1-3		F8	0 1 0 1 0 0 0 0 1 1	0 0 0 0 0 0 0 0 0 0	0 0 0 1 0 0 0 0 0 0	0 0 0 0 0 0 0 0 0 0	0 0 0 0 0 0 0 0 0 0	0 1 0 0 0 0 0 0 2 0	0 1 0 0 0 0 0 0 0 0
Inning Stats	R: 0 E: 0 K: 0 S: 3 H: 0 LOB: 0 BB: 0 P: 3	R: 0 E: 0 K: 0 S: 4 H: 1 LOB: 1 BB: 0 P: 4	R: 0 E: 0 K: 0 S: 3 H: 0 LOB: 1 BB: 1 P: 7	R: 2 E: 0 K: 1 S: 6 H: 1 LOB: 0 BB: 1 P: 10	R: 0 E: 0 K: 0 S: 4 H: 2 LOB: 2 BB: 0 P: 4	R: 2 E: 0 K: 0 S: 5 H: 2 LOB: 2 BB: 2 P: 13	R: 1 E: 0 K: 0 S: 5 H: 2 LOB: 3 BB: 2 P: 13	R: 0 E: 0 K: 1 S: 5 H: 0 LOB: 0 BB: 0 P: 5		1B: 6 2B: 1 3B: 0 HR: 1 SF: 0 SAC: 0 DP: 1 HBP: 0				WP: 0 PB: 0 SB: 0 CS: 0 PA: 37	

BOTTOM

Philadelphia Phillies @ New York Mets

Shea Stadium, Flushing, NY

Tue Sep 08 1987, 7:05 PM EDT

Att. 17,518 - Unknown

livebaseballscorecards.com

AB	31
R	5
H	8
RBI	5
BB	6
SO	2
LOB	18

PITCHER		IP	WLS	BF	H	R	ER	SO	BB	IBB	HBP	BLK	WP	HR	S	P	ERA	WHIP
Bruce Ruffin, L ERA: 4.37	(1, 1)	5.2	L	26	6	4	4	1	3	1	0	0	0	1	24	40	6.35	1.588
Michael Jackson, R ERA: 4.13	(6, 1)	0.1		1	0	0	0	0	0	0	0	0	0	0	1	1	0.00	0.000
Jeff Calhoun, L ERA: 2.2	(7, 1)	0.1		4	2	1	1	0	1	0	0	0	0	0	3	7	27.00	9.000
Mike Maddux, R ERA: 2.13	(7, 1)	0.2		3	0	0	0	0	1	0	0	0	0	0	2	6	0.00	1.500
Wally Ritchie, L ERA: 3.75	(8, 1)	1.0		3	0	0	0	1	0	0	0	0	0	0	5	5	0.00	0.000

PITCHER	IP	WLS	BF	H	R	ER	SO	BB	IBB	HBP	BLK	WP	HR	S	P	ERA	WHIP

Batter	1	2	3	4	5	6	7	8	9	AB	R	H	RBI	BB	SO	LOB
Juan Samuel, R (1, 4) OBP: 0.346, SLG: 0.513	SSS 0-3 ① K		SSS 0-3 ③ K			x 0-0 ① 6-3		x 0-0 3-H 1B		4	0	1	1	0	2	0
Milt Thompson, L (1, 8) OBP: 0.357, SLG: 0.445	x 0-0 ② 4-3			x 0-0 ① 4-3		x 0-0 ② 4-3		x 0-0 ① F8		3	0	0	0	0	0	0
Chris James, R (8, PH) (8, 8) OBP: 0.336, SLG: 0.549										1	0	0	0	0	0	1
Von Hayes, L (1, 3) OBP: 0.424, SLG: 0.498	x 0-0 ③ 4-3			x 0-0 1B		x 0-0 ③ G3		SSS 0-3 ② K		4	0	1	0	0	1	1
Mike Schmidt, R (1, 5) OBP: 0.393, SLG: 0.546		x 0-0 ① F3		x 0-0 ② F7			x 0-0 ① 5-3	x 0-0 ③ F7		4	0	0	0	0	0	2
Lance Parrish, R (1, 2) OBP: 0.310, SLG: 0.399		x 0-0 L4-6 2B		SSS 0-3 ③ K			SSS 0-3 ② K		x 0-0 ① F8	4	0	1	0	0	2	1
Glenn Wilson, R (1, 9) OBP: 0.314, SLG: 0.401		x 0-0 ② ③ L4-6 2-3			x 0-0 HR		x 0-0 ③ F8		x 0-0 ② F9	4	1	1	1	0	0	1
Keith Hughes, L (1, 7) OBP: 0.351, SLG: 0.333			x 0-0 ① F7		x 0-0 ① 1-3			x 0-0 BB 3B 1B	x 0-0 ③ 5-3	3	1	1	0	0	0	0
Rick Schu, R (9, PH) OBP: 0.316, SLG: 0.465										1	0	0	0	0	0	0
Steve Jeltz, S (1, 6) OBP: 0.321, SLG: 0.296			x 0-0 SF8 3B		x 0-0 ② L7			BBBB 4-0 1-2 3B BB		2	2	1	0	1	0	0
Shane Rawley, R (1, 1) OBP: 0.176, SLG: 0.208			x 0-0 ② SF8 3-H		x 0-0 ③ 5-3			x 0-0 1-H 2-H 1B 3B		1	0	0	1	0	0	0
Michael Jackson, R (6, 1) OBP: 0.176, SLG: 0.125										0	0	0	0	0	0	0
Mike Maddux, L (7, 1)										0	0	0	0	0	0	0
Jeff Stone, L (8, PH) OBP: 0.336, SLG: 0.382										1	1	1	2	0	0	0
Tom Newell, R (8, 1)										0	0	0	0	0	0	0
Freddie Toliver, R (8, 1)										0	0	0	0	0	0	0
Inning Stats	R: 0 E: 0 K: 1 S: 5 H: 0 LOB: 0 BB: 0 P: 5	R: 0 E: 0 K: 0 S: 3 H: 1 LOB: 0 BB: 0 P: 3	R: 1 E: 0 K: 1 S: 6 H: 1 LOB: 0 BB: 0 P: 6	R: 0 E: 0 K: 1 S: 6 H: 1 LOB: 1 BB: 0 P: 6	R: 1 E: 0 K: 0 S: 4 H: 1 LOB: 0 BB: 0 P: 4	R: 0 E: 0 K: 0 S: 3 H: 0 LOB: 0 BB: 0 P: 3	R: 0 E: 0 K: 1 S: 5 H: 0 LOB: 0 BB: 0 P: 5	R: 3 E: 0 K: 1 S: 8 H: 3 LOB: 1 BB: 1 P: 12	R: 0 E: 0 K: 0 S: 3 H: 0 LOB: 0 BB: 0 P: 3	1B: 3 2B: 2 3B: 2 HR: 1 SF: 1 SAC: 0 DP: 1 HBP: 0						

PITCHER	IP	WLS	BF	H	R	ER	SO	BB	IBB	HBP	BLK	WP	HR	S	P	ERA	WHIP
Rick Aguilera, R (1, 1) ERA: 3.53	7.0	W	28	7	5	5	4	1	0	0	0	0	1	35	39	6.43	1.143
Jesse Orosco, L (8, 1) ERA: 4.64	2.0		6	0	0	0	1	0	0	0	0	0	0	8	8	0.00	0.000

PITCHER	IP	WLS	BF	H	R	ER	SO	BB	IBB	HBP	BLK	WP	HR	S	P	ERA	WHIP

TOP

Philadelphia Phillies @ New York Mets

Shea Stadium, Flushing, NY

Wed Sep 09 1987, 7:05 PM EDT

Att. 30,362 - Unknown

livebaseballscorecards.com

AB	32
R	5
H	7
RBI	5
BB	1
SO	5
LOB	6

1B: 3	SF: 1	WP: 0	PA: 34
2B: 2	SAC: 0	PB: 0	
3B: 2	DP: 1	SB: 0	
HR: 1	HBP: 0	CS: 0	

Batter	1	2	3	4	5	6	7	8	9	AB	R	H	RBI	BB	SO	LOB
Mookie Wilson, S (1, 8) OBP: 0.363, SLG: 0.463	BBBB 4-0 5-3 BB	SSS 0-3 K			x 0-0 L3 ②	x 0-0 1-H 3-H HR	x 0-0 6-3 ③			4	1	1	3	1	1	4
Tim Teufel, R (1, 4) OBP: 0.402, SLG: 0.550	x 0-0 5-3 ① 1-2		x 0-0 4-3 ①		x 0-0 F8 ③	x 0-0 F8 ②		x 0-0 6-3 ①		5	0	0	0	0	0	1
Keith Hernandez, L (1, 3) OBP: 0.394, SLG: 0.456 Dave Magadan, L (8, 3) OBP: 0.403, SLG: 0.465	BBBB 4-0 BB		x 0-0 6-3 ②			x 0-0 HR 1B	BBBB 0-3 K	4-0 HR BB		3 0	1 1	1 0	0 0	1 1	1 0	0 0
Darryl Strawberry, L (1, 9) OBP: 0.392, SLG: 0.571	x 0-0 F8 ②		x 0-0 F9 ③			x 0-0 1-H HR	x 0-0 1B 2B	x 0-0 1-H HR		5	3	3	4	0	0	2
Kevin McReynolds, R (1, 7) OBP: 0.324, SLG: 0.497	SSS 0-3 K ③			x 0-0 F7 ①		x 0-0 2B 1B 1B	SSS 0-3 K ①	x 0-0 E 1B 1B		5	1	2	0	0	2	3
Gary Carter, R (1, 2) OBP: 0.297, SLG: 0.404		x 0-0 F8 ①		SSS 0-3 K ②		x 0-0 1-3 1B 1B 2B	x 0-0 2-H FC6-4 1B	x 0-0 1-3 E9 IBB 1B		5	1	3	1	0	1	0
Howard Johnson, S (1, 5) OBP: 0.377, SLG: 0.535		BBBB 4-0 1B BB		BBBB 4-0 BB		x 0-0 2-3 3-H 1B S HR 1B	x 0-0 1-2f FC6-4 ② S 1B	IIII 4-0 1-2 IBB		2	2	1	1	3	0	1
Rafael Santana, R (1, 6) OBP: 0.309, SLG: 0.366		x 0-0 1-3 SH5-4 1B		x 0-0 5-3 ③		SSS 0-3 1-2 K ①	BBBB 4-0 1-2 1B BB	x 0-0 F3 ②		4	0	1	0	1	1	6
Rick Aguilera, R (1, 1) OBP: 0.273, SLG: 0.375 Jesse Orosco, R (8, 1)		x 0-0 1-2 SH5-4 ②			x 0-0 F4 ①	x 0-0 2-3 3-H HR 1B	x 0-0 1-2 2-H 1B	SSS 0-3 K ③		3 1	1 0	2 0	2 0	0 0	0 1	0 3
Inning Stats	R: 0 E: 0 K: 1 S: 5 H: 0 LOB: 2 BB: 2 P: 13	R: 0 E: 0 K: 1 S: 6 H: 1 LOB: 2 BB: 1 P: 10	R: 0 E: 0 K: 0 S: 3 H: 0 LOB: 0 BB: 0 P: 3	R: 0 E: 0 K: 1 S: 5 H: 0 LOB: 1 BB: 1 P: 9	R: 0 E: 0 K: 0 S: 3 H: 0 LOB: 0 BB: 0 P: 3	R: 7 E: 0 K: 2 S: 14 H: 7 LOB: 0 BB: 0 P: 14	R: 2 E: 0 K: 1 S: 8 H: 3 LOB: 2 BB: 1 P: 12	R: 2 E: 1 K: 1 S: 8 H: 3 LOB: 3 BB: 2 P: 16		1B: 9 2B: 2 3B: 0 HR: 3 SF: 0 SAC: 1 DP: 0 HBP: 0						

BOTTOM

Philadelphia Phillies @ New York Mets

Shea Stadium, Flushing, NY

Wed Sep 09 1987, 7:05 PM EDT

Att. 30,362 - Unknown

livebaseballscorecards.com

AB	37
R	11
H	14
RBI	11
BB	7
SO	7
LOB	20

PITCHER		IP	WLS	BF	H	R	ER	SO	BB	IBB	HBP	BLK	WP	HR	S	P	ERA	WHIP
Shane Rawley, L ERA: 4.02	(1, 1)	5.0	L	25	6	5	5	3	4	0	0	0	0	1	27	43	9.00	2.000
Michael Jackson, R ERA: 4.27	(6, 1)	1.0		5	2	2	2	2	0	0	0	0	0	1	9	9	18.00	2.000
Mike Maddux, R ERA: 3.29	(7, 1)	1.0		7	3	2	2	1	1	0	0	0	0	0	8	12	18.00	4.000
Tom Newell, R ERA: 54.0	(8, 1)	0.1		5	3	2	2	0	1	0	0	0	0	1	4	8	54.00	12.000
Freddie Toliver, R ERA: 6.05	(8, 1)	0.2		3	0	0	0	1	0	1	0	0	0	0	4	8	0.00	0.000

PITCHER	IP	WLS	BF	H	R	ER	SO	BB	IBB	HBP	BLK	WP	HR	S	P	ERA	WHIP

Batter	1	2	3	4	5	6	7	8	9	10	AB	R	H	RBI	BB	SO	LOB
Vince Coleman, S (1, 7) OBP: 0.368, SLG: 0.353	BBBB 4-0 L1-6-3 BB		SSS 0-3 ② K			x 0-0 BB S 1B		x 0-0 ②③ G4-6-3 1-2f		x 0-0 1B 1B 1B	4	1	2	0	1	1	2
Ozzie Smith, S (1, 6) OBP: 0.393, SLG: 0.377	x 0-0 ①② L1-6-3 1-2		SSS 0-3 ③ K			BBBB 4-0 ② 1-3 BB			BBBB 4-0 G3 1B BB	x 0-0 1B FC4-6 1-3 1B	3	2	1	0	2	1	1
Tom Herr, S (1, 4) OBP: 0.347, SLG: 0.348	x 0-0 ③ F7			x 0-0 ① G3		x 0-0 ③ 3-1			x 0-0 ① G3 1-2	x 0-0 FC4-6 1-3 3-H 1B	5	0	1	1	0	0	2
Dan Driessen, L (1, 3) OBP: 0.385, SLG: 0.111		BBBB 4-0 3-1 BB G3 BB		x 0-0 ② L9			BBBB 4-0 FC6-4 BB		SSS 0-3 ② K	x 0-0 ② FC4-6 1-2f 3-H	3	1	0	1	2	1	2
Willie McGee, S (1, 8) OBP: 0.316, SLG: 0.432		BBBB 4-0 G3 3-1 1-2 BB		x 0-0 ③ F7			x 0-0 ① FC6-4 CS 1-2f		x 0-0 HR 2-H 1B	SSS 0-3 ③ K	4	1	1	1	1	1	2
Terry Pendleton, S (1, 5) OBP: 0.375, SLG: 0.428		x 0-0 ① 3-1 1-2 2-3			x 0-0 ① F7		SSS 0-3 ② K		x 0-0 HR 1-H		4	1	1	2	0	1	3
John Morris, L (1, 9) OBP: 0.314, SLG: 0.447 David Green, R (7, 9) OBP: 0.500, SLG: 0.750		x 0-0 ② G3 2-3 3-H			x 0-0 ② G3		0-0 ③ CS 1-2	x 0-0 ① 5-3	x 0-0 2B		2 2	0 0	0 1	1 0	0 0	0 0	1 0
Steve Lake, R (1, 2) OBP: 0.303, SLG: 0.365 José Oquendo, S (8, PH) OBP: 0.418, SLG: 0.354 Tom Pagnozzi, R (8, 2) OBP: 0.238, SLG: 0.359 Ken Dayley, L (9, 1)		x 0-0 ③ 6-3			SSS 0-3 ③ K			BBBB 4-0 E BB	SSS 0-3 ③ K		2 0 1 0	0 0 0 0	0 0 0 0	0 0 0 0	0 1 0 0	1 0 1 0	1 0 1 0
John Tudor, L (1, 1) OBP: 0.269, SLG: 0.240 Lance Johnson, L (6, PH) OBP: 0.273, SLG: 0.300 Scott Terry, R (6, 1) Steve Peters, L (7, 1) Mike Laga, L (8, PH) OBP: 0.214, SLG: 0.385 Lee Tunnell, R (8, 1) OBP: 0.235, SLG: 0.235 Tony Peña, R (9, 2) OBP: 0.289, SLG: 0.325			SSS 0-3 ① K			x 0-0 ① L3		x 0-0 E3 G4-6-3 1-3		x 0-0 ① L6	1 1 0 0 1 0 1	0 0 0 0 0 0 0	0 0 0 0 0 0 0	0 0 0 0 0 0 0	1 0 0 0 0 0 0	0 0 0 0 0 0 0	0 0 0 0 1 0 1
Inning Stats	R: 0 E: 0 K: 0 S: 2 H: 0 LOB: 0 BB: 1 P: 6	R: 1 E: 0 K: 0 S: 3 H: 0 LOB: 1 BB: 2 P: 11	R: 0 E: 0 K: 3 S: 9 H: 0 LOB: 0 BB: 0 P: 9	R: 0 E: 0 K: 0 S: 3 H: 0 LOB: 0 BB: 0 P: 3	R: 0 E: 0 K: 1 S: 5 H: 0 LOB: 0 BB: 0 P: 5	R: 0 E: 0 K: 0 S: 3 H: 1 LOB: 1 BB: 1 P: 7	R: 0 E: 0 K: 1 S: 4 H: 0 LOB: 0 BB: 1 P: 8	R: 0 E: 1 K: 0 S: 3 H: 0 LOB: 1 BB: 1 P: 7	R: 3 E: 0 K: 2 S: 10 H: 3 LOB: 1 BB: 1 P: 14	R: 2 E: 0 K: 1 S: 8 H: 3 LOB: 1 BB: 0 P: 8	1B: 5 2B: 2 3B: 0 HR: 1	SF: 0 SAC: 0 DP: 2 HBP: 0					

PITCHER		IP	WLS	BF	H	R	ER	SO	BB	IBB	HBP	BLK	WP	HR	S	P	ERA	WHIP
Ron Darling, R ERA: 4.29	(1, 1)	6.0		22	1	1	1	4	5	0	0	0	0	0	25	45	1.50	1.000
Randy Myers, L ERA: 4.09	(7, 1)	1.0		2	0	0	0	1	0	0	0	0	0	0	4	4	0.00	0.000
Roger McDowell, R ERA: 4.08	(8, 1)	2.0		11	3	3	3	2	2	0	0	0	0	1	13	21	13.50	2.500
Jesse Orosco, L ERA: 4.85	(10, 1)	1.0	L	6	3	2	2	1	0	0	0	0	0	0	8	8	18.00	3.000

PITCHER		IP	WLS	BF	H	R	ER	SO	BB	IBB	HBP	BLK	WP	HR	S	P	ERA	WHIP

TOP

St. Louis Cardinals @ New York Mets

Shea Stadium, Flushing, NY

Fri Sep 11 1987, 7:05 PM EDT

Att. 51,795 - Unknown

livebaseballscorecards.com

AB	34
R	6
H	7
RBI	6
BB	7
SO	8
LOB	16

1B: 5 SF: 0 WP: 0 PA: 42
2B: 2 SAC: 0 PB: 0
3B: 0 DP: 2 SB: 1
HR: 1 HBP: 0 CS: 1

BOTTOM

St. Louis Cardinals @ New York Mets

Shea Stadium, Flushing, NY

Fri Sep 11 1987, 7:05 PM EDT
Att. 51,795 - Unknown

livebaseballscorecards.com

Batter	1	2	3	4	5	6	7	8	9	10	AB	R	H	RBI	BB	SO	LOB
Mookie Wilson, S (1, 8) OBP: 0.364, SLG: 0.471	K	HR		BB			SH1-3		K		3	1	1	1	1	2	1
Tim Teufel, R (1, 4) OBP: 0.406, SLG: 0.547	2B 1B	BB		FC5			FC4-2 1B		BB		3	1	1	0	2	0	3
Keith Hernandez, L (1, 3) OBP: 0.394, SLG: 0.457	HR 2B	K			F7				G3		5	1	2	1	0	1	3
Darryl Strawberry, L (1, 9) OBP: 0.392, SLG: 0.576	HR	K			CS 1B		K			K	5	1	2	2	0	3	2
Kevin McReynolds, R (1, 7) OBP: 0.323, SLG: 0.494	G5-3 BB 1B	F8			6-3			F8		F9	5	0	1	0	0	0	1
Gary Carter, R (1, 2) OBP: 0.296, SLG: 0.400	BB	4-3				K		F5		L7	4	0	0	0	1	1	0
Howard Johnson, S (1, 5) OBP: 0.376, SLG: 0.533	G5-3			FC5 S 1B		G3		6-3			4	0	1	0	0	0	2
Rafael Santana, R (1, 6) OBP: 0.306, SLG: 0.363		1-3		F6		K			L3		3	0	0	0	0	1	1
Lee Mazzilli, S (9, PH) OBP: 0.396, SLG: 0.426											1	0	0	0	0	0	0
Jesse Orosco, R (10, 1)											0	0	0	0	0	0	0
Ron Darling, R (1, 1) OBP: 0.149, SLG: 0.200		F4		F7			SH1-3 FC4-2 2B		WP 1B		2	0	0	0	0	0	1
Randy Myers, L (7, 1) OBP: 0.286, SLG: 0.286											0	0	0	0	0	0	0
Lenny Dykstra, L (7, PH) OBP: 0.345, SLG: 0.442											1	0	1	0	0	0	0
Roger McDowell, R (8, 1) OBP: 0.308, SLG: 0.333											0	0	0	0	0	0	0
Bill Almon, R (9, PH) OBP: 0.329, SLG: 0.309											1	0	1	0	0	0	0
(10, 6)																	

Inning Stats	1	2	3	4	5	6	7	8	9	10
	R: 3 E: 0 K: 1 S: 8	H: 4 LOB: 1 BB: 1 P: 12	R: 1 E: 0 K: 1 S: 6	H: 1 LOB: 1 BB: 1 P: 10	R: 0 E: 0 K: 1 S: 5	H: 0 LOB: 0 BB: 0 P: 5	R: 0 E: 0 K: 0 S: 4	H: 1 LOB: 2 BB: 1 P: 8	R: 0 E: 0 K: 0 S: 3	H: 1 LOB: 0 BB: 0 P: 3	R: 0 E: 0 K: 2 S: 7	H: 0 LOB: 0 BB: 0 P: 7	R: 0 E: 0 K: 1 S: 7	H: 2 LOB: 2 BB: 0 P: 7	R: 0 E: 0 K: 0 S: 3	H: 0 LOB: 0 BB: 0 P: 3	R: 0 E: 0 K: 1 S: 6	H: 1 LOB: 2 BB: 1 P: 10	R: 0 E: 0 K: 1 S: 5	H: 0 LOB: 0 BB: 0 P: 5

| | | | | | | | | | | | | | | | | |

Batter	1	2	3	4	5	6	7	8	9	AB	R	H	RBI	BB	SO	LOB
Vince Coleman, S (1, 7) OBP: 0.368, SLG: 0.352	K	SH5-3 S 1B 1B		6-3			SH1-3 S SF8 BB		E6 1B 1B	4	3	1	0	1	1	0
Ozzie Smith, S (1, 6) OBP: 0.394, SLG: 0.380	BB BB 2B	SH5-3 1-3		F8			SH1-3 1-3		1B 1-3 1B	3	1	2	0	0	0	0
Tom Herr, S (1, 4) OBP: 0.350, SLG: 0.350	BB BB SF8 BB	E 3-H 1B			3-1		SF8 3-H		1-2 3-H 1B	3	1	2	3	1	0	0
Dan Driessen, L (1, 3) OBP: 0.333, SLG: 0.077	BB 1-2 2-3 1B BB	E6 G4-6-3 1-3			F4		F9		F6	4	1	0	0	1	0	3
Willie McGee, S (1, 8) OBP: 0.315, SLG: 0.430	1B 1-2 2-3 3-H 1B BB	G4-6-3 1-2f			F8			4-3		3	1	0	1	1	0	2
Terry Pendleton, S (1, 5) OBP: 0.374, SLG: 0.428	SF8 3-H		F9			FC6-4 1B		4-3		3	0	1	1	0	0	0
John Morris, L (1, 9) OBP: 0.312, SLG: 0.441	S 1-3 2-H 1B 1B		F8			F9		K		4	1	1	1	0	1	1
Tony Peña, R (1, 2) OBP: 0.288, SLG: 0.324	1-H 3-H 1B		F9			F4			K	4	0	1	2	0	1	1
Greg Mathews, R (1, 1) OBP: 0.231, SLG: 0.210	F9			G1-6-3		FC6-4 1-2f			4-3	4	0	0	0	0	0	2
Inning Stats	R: 5 E: 0 K: 1 S: 8 H: 3 LOB: 1 BB: 3 P: 20	R: 1 E: 1 K: 0 S: 5 H: 2 LOB: 1 BB: 0 P: 5	R: 0 E: 0 K: 0 S: 3 H: 0 LOB: 0 BB: 0 P: 3	R: 0 E: 0 K: 0 S: 3 H: 0 LOB: 0 BB: 0 P: 3	R: 0 E: 0 K: 0 S: 3 H: 0 LOB: 0 BB: 0 P: 3	R: 0 E: 0 K: 0 S: 4 H: 1 LOB: 1 BB: 0 P: 4	R: 1 E: 0 K: 0 S: 3 H: 0 LOB: 0 BB: 1 P: 7	R: 0 E: 0 K: 1 S: 5 H: 0 LOB: 0 BB: 0 P: 5	R: 1 E: 1 K: 1 S: 8 H: 2 LOB: 2 BB: 0 P: 8	1B: 7 2B: 1 3B: 0 HR: 0 SF: 2 SAC: 2 DP: 1 HBP: 0						

TOP

St. Louis Cardinals @ New York Mets

Shea Stadium, Flushing, NY

Sat Sep 12 1987, 3:33 AM EDT

Att. 47,734 - Unknown

livebaseballscorecards.com

AB	32
R	8
H	8
RBI	8
BB	4
SO	3
LOB	9

WP: 0 PB: 0 SB: 3 CS: 0 PA: 40

PITCHER		IP	WLS	BF	H	R	ER	SO	BB	IBB	HBP	BLK	WP	HR	S	P	ERA	WHIP
Dwight Gooden, R ERA: 3.31	(1, 1)	2.0	L	14	5	6	6	1	3	0	0	0	0	0	13	25	27.00	4.000
Gene Walter, L ERA: 3.78	(3, 1)	1.0		3	0	0	0	0	0	0	0	0	0	0	3	3	0.00	0.000
Terry Leach, R ERA: 3.41	(4, 1)	1.1		4	0	0	0	0	0	0	0	0	0	0	4	4	0.00	0.000
Bob Ojeda, L ERA: 4.0	(5, 1)	2.2		10	1	1	1	0	1	0	0	0	0	0	9	13	3.38	0.750
Doug Sisk, R ERA: 3.3	(8, 1)	2.0		9	2	1	0	2	0	0	0	0	0	0	13	13	0.00	1.000

PITCHER	IP	WLS	BF	H	R	ER	SO	BB	IBB	HBP	BLK	WP	HR	S	P	ERA	WHIP

BOTTOM

St. Louis Cardinals @ New York Mets

Shea Stadium, Flushing, NY

Sat Sep 12 1987, 3:33 AM EDT

Att. 47,734 - Unknown

Batter	1	2	3	4	5	6	7	8	9	AB	R	H	RBI	BB	SO	LOB
Mookie Wilson, S (1, 8) OBP: 0.368, SLG: 0.476	K		BB FC6-4 1-2			2B 6-3		1B G1-4-3		3	0	2	0	1	1	0
Tim Teufel, R (1, 4) OBP: 0.404, SLG: 0.540	BB		FC6-4 G6-4-3 1-2f 2-3			F8		G1-4-3 1-2f		3	0	0	0	1	0	4
Keith Hernandez, L (1, 3) OBP: 0.392, SLG: 0.454	F9		G6-4-3 1-2f			6-3 2-3		F6		4	0	0	0	0	0	4
Darryl Strawberry, L (1, 9) OBP: 0.389, SLG: 0.571	4-3			2-3		F7			G3	4	0	0	0	0	0	2
Kevin McReynolds, R (1, 7) OBP: 0.324, SLG: 0.494		1B		F9			1B 6-3 S 2B		F7	4	1	2	0	0	0	0
Gary Carter, R (1, 2) OBP: 0.295, SLG: 0.398		F8		K			K 1-2		1B	2	0	0	0	0	1	1
Bob Ojeda, L (5, 1)										0	0	0	0	0	0	0
Randy Milligan, R (7, PH)										1	0	0	0	0	1	1
Doug Sisk, R (8, 1)										0	0	0	0	0	0	0
Kevin Elster, R (9, PH) OBP: 1.000, SLG: 1.000										1	0	1	0	0	0	0
Howard Johnson, S (1, 5) OBP: 0.375, SLG: 0.531		F9			F7		6-3 2-3		1B 1-2	4	0	1	0	0	0	2
Rafael Santana, R (1, 6) OBP: 0.306, SLG: 0.364		F9			5-3		2B 3-H		F4	4	0	1	1	0	0	3
Dwight Gooden, R (1, 1) OBP: 0.200, SLG: 0.204			1B FC6-4 BB		L6		F9			0	0	0	0	0	0	0
Gene Walter, L (3, 1)										0	0	0	0	0	0	0
Mark Carreon, R (3, PH) OBP: 0.500, SLG: 0.500										1	0	1	0	0	0	0
Terry Leach, R (4, 1) OBP: 0.118, SLG: 0.063										0	0	0	0	0	0	0
Barry Lyons, R (5, 2) OBP: 0.285, SLG: 0.342										2	0	0	0	0	0	1

Inning Stats									
	R: 0 H: 0 E: 0 LOB: 1 K: 1 BB: 1 S: 5 P: 9	R: 0 H: 1 E: 0 LOB: 1 K: 0 BB: 0 S: 4 P: 4	R: 0 H: 1 E: 0 LOB: 1 K: 0 BB: 1 S: 3 P: 7	R: 0 H: 0 E: 0 LOB: 0 K: 1 BB: 0 S: 5 P: 5	R: 0 H: 0 E: 0 LOB: 0 K: 0 BB: 0 S: 3 P: 3	R: 0 H: 1 E: 0 LOB: 1 K: 0 BB: 0 S: 4 P: 4	R: 1 H: 2 E: 0 LOB: 1 K: 1 BB: 0 S: 7 P: 7	R: 0 H: 1 E: 0 LOB: 0 K: 0 BB: 0 S: 3 P: 3	R: 0 H: 2 E: 0 LOB: 2 K: 0 BB: 0 S: 5 P: 5

	1B: 6	SF: 0	WP: 0	PA: 35
	2B: 2	SAC: 0	PB: 0	
	3B: 0	DP: 2	SB: 1	
	HR: 0	HBP: 0	CS: 0	

PITCHER	IP	WLS	BF	H	R	ER	SO	BB	IBB	HBP	BLK	WP	HR	S	P	ERA	WHIP
Greg Mathews, L (1, 1) ERA: 4.02	9.0	W	35	8	1	1	3	2	0	0	0	0	0	39	47	1.00	1.111

PITCHER	IP	WLS	BF	H	R	ER	SO	BB	IBB	HBP	BLK	WP	HR	S	P	ERA	WHIP

livebaseballscorecards.com

St. Louis Cardinals @ New York Mets

Shea Stadium, Flushing, NY

Sun Sep 13 1987, 3:33 AM EDT

Att. 21,285 - Unknown

TOP

livebaseballscorecards.com

Batter	1	2	3	4	5	6	7	8	9	AB	R	H	RBI	BB	SO	LOB
Vince Coleman, S (1, 7) OBP: 0.370, SLG: 0.355	FC4-6 1B		1B 1B	FC4-2 FC6 1-2 2-3 3-Hf			E 3-1 1B		K	5	1	3	0	0	1	4
Ozzie Smith, S (1, 6) OBP: 0.391, SLG: 0.377	FC4-6 BB 1-2f		F8	FC6 1-2f			E6 3-1 1-3		FC6-4 1-2f	5	0	0	0	0	0	7
Tom Herr, S (1, 4) OBP: 0.351, SLG: 0.350	BB 1-2		1B 1-2		3-1		3-1 2-3 3-H			3	0	1	1	1	0	1
Dan Driessen, L (1, 3) OBP: 0.286, SLG: 0.063 David Green, R (7, PH) OBP: 0.400, SLG: 0.600 (7, 3)	F9		4-3		F9		F8			3 1	0 0	0 0	0 0	0 0	0 0	3 1
Willie McGee, S (1, 8) OBP: 0.315, SLG: 0.431	F9			1B E 2B	F8				K	4	1	1	0	0	1	2
Terry Pendleton, S (1, 5) OBP: 0.373, SLG: 0.425		F8		E FC4-2 BB		F9			K	3	0	0	0	1	1	0
John Morris, L (1, 9) OBP: 0.320, SLG: 0.446 José Oquendo, S (8, PH) OBP: 0.416, SLG: 0.352 (8, 9)		1B		E3 FC4-2 BB 1-3 2-H		F9		K		3 1	0 0	2 0	0 0	0 0	0 1	0 0
Tony Peña, R (1, 2) OBP: 0.288, SLG: 0.321		K		FC4-2 1-2 BB		4-3			K	3	0	0	0	1	2	1
Danny Cox, R (1, 1) OBP: 0.136, SLG: 0.155 Ricky Horton, L (5, 1) OBP: 0.214, SLG: 0.222 Scott Terry, R (6, 1) Lance Johnson, L (7, PH) OBP: 0.287, SLG: 0.293 Steve Peters, L (7, 1) Lee Tunnell, R (7, 1) OBP: 0.235, SLG: 0.235 Jim Lindeman, R (9, PH) OBP: 0.267, SLG: 0.399		F9		K			G3		FC6-4 BB	2 0 0 1 0 0 0	0 0 0 0 0 0 0	0 0 0 0 0 0 0	0 0 0 0 0 0 0	0 0 0 0 0 0 1	1 0 0 0 0 0 0	4 0 0 0 0 0 0
Inning Stats	R: 0 E: 0 K: 0 S: 4 H: 1 LOB: 2 BB: 1 P: 8	R: 0 E: 0 K: 1 S: 6 H: 1 LOB: 1 BB: 0 P: 6	R: 0 E: 0 K: 0 S: 4 H: 2 LOB: 1 BB: 0 P: 4	R: 1 E: 1 K: 1 S: 7 H: 2 LOB: 3 BB: 2 P: 15	R: 0 E: 0 K: 0 S: 3 H: 0 LOB: 0 BB: 0 P: 3	R: 0 E: 0 K: 0 S: 3 H: 0 LOB: 0 BB: 0 P: 3	R: 1 E: 1 K: 0 S: 5 H: 1 LOB: 1 BB: 0 P: 5	R: 0 E: 0 K: 3 S: 9 H: 0 LOB: 0 BB: 0 P: 9	R: 0 E: 0 K: 2 S: 7 H: 0 LOB: 1 BB: 1 P: 11	1B: 6 2B: 1 3B: 0 HR: 0	SF: 0 SAC: 0 DP: 0 HBP: 0						

AB	34
R	2
H	7
RBI	1
BB	4
SO	7
LOB	23

WP: 0 PB: 0 SB: 0 CS: 0 PA: 38

PITCHER		IP	WLS	BF	H	R	ER	SO	BB	IBB	HBP	BLK	WP	HR	S	P	ERA	WHIP
David Cone, R ERA: 3.78	(1, 1)	6.1	W	29	7	2	1	2	3	0	0	0	0	0	30	42	1.42	1.579
Randy Myers, L ERA: 3.92	(7, 1)	2.2	S	9	0	0	0	5	1	0	0	0	0	0	18	22	0.00	0.375

PITCHER	IP	WLS	BF	H	R	ER	SO	BB	IBB	HBP	BLK	WP	HR	S	P	ERA	WHIP

Batter	1	2	3	4	5	6	7	8	9	AB	R	H	RBI	BB	SO	LOB
Lenny Dykstra, L (1, 8) OBP: 0.344, SLG: 0.442	F8		F7		F5		F9 2B			4	0	1	0	0	0	2
Wally Backman, S (1, 4) OBP: 0.301, SLG: 0.276	1-3			4-3	1B 1B 2-H		P1			4	1	1	1	0	0	1
Keith Hernandez, L (1, 3) OBP: 0.392, SLG: 0.453	F5			3-1	BLK 1B 2-H		IBB			3	0	1	1	1	0	0
Darryl Strawberry, L (1, 9) OBP: 0.390, SLG: 0.572		G6-4-3 1B		3B 2B	F8 1-2		F9 2-3			4	1	2	0	0	0	3
Kevin McReynolds, R (1, 7) OBP: 0.324, SLG: 0.496		G6-4-3 1-2f		1B 3B 2-H		F7	F8			4	1	1	1	0	0	3
Gary Carter, R (1, 2) OBP: 0.296, SLG: 0.398		F4		1B 3-H		BBBB 1B BB		F8		3	0	1	1	1	0	0
Howard Johnson, S (1, 5) OBP: 0.376, SLG: 0.530			4-3	SSS K		1-2 1B		G6-4-3 1-2f		4	0	2	0	0	1	1
Rafael Santana, R (1, 6) OBP: 0.305, SLG: 0.362			1-3	BBBB SH2-4 1B BB		SSS K		G6-4-3		3	1	0	0	1	1	3
David Cone, L (1, 1) OBP: 0.120, SLG: 0.125					SH2-4 1-2	5-3				2	0	1	0	0	0	2
Randy Myers, L (7, 1) OBP: 0.286, SLG: 0.286			1B							0	0	0	0	0	0	0
Inning Stats	R: 0 E: 0 K: 0 S: 3 H: 0 LOB: 0 BB: 0 P: 3	R: 0 E: 0 K: 0 S: 3 H: 1 LOB: 0 BB: 0 P: 3	R: 0 E: 0 K: 0 S: 4 H: 1 LOB: 1 BB: 0 P: 4	R: 2 E: 0 K: 1 S: 8 H: 3 LOB: 1 BB: 0 P: 8	R: 2 E: 0 K: 0 S: 5 H: 2 LOB: 1 BB: 1 P: 9	R: 0 E: 0 K: 1 S: 6 H: 1 LOB: 2 BB: 1 P: 10	R: 0 E: 0 K: 0 S: 4 H: 1 LOB: 2 BB: 1 P: 8	R: 0 E: 0 K: 0 S: 3 H: 1 LOB: 0 BB: 0 P: 3		1B: 7 2B: 2 3B: 1 HR: 0	SF: 0 SAC: 1 DP: 2 HBP: 0					

BOTTOM

St. Louis Cardinals @ New York Mets

Shea Stadium, Flushing, NY

Sun Sep 13 1987, 3:33 AM EDT

Att. 21,285 - Unknown

livebaseballscorecards.com

AB	31
R	4
H	10
RBI	4
BB	3
SO	2
LOB	15

PITCHER		IP	WLS	BF	H	R	ER	SO	BB	IBB	HBP	BLK	WP	HR	S	P	ERA	WHIP
Danny Cox, R ERA: 3.93	(1, 1)	4.2	L	21	7	4	4	1	1	0	0	0	0	0	22	26	7.71	1.714
Ricky Horton, L ERA: 3.91	(5, 1)	0.2		4	1	0	0	0	1	0	0	1	0	0	3	7	0.00	3.000
Scott Terry, R ERA: 5.4	(6, 1)	0.2		2	0	0	0	1	0	0	0	0	0	0	4	4	0.00	0.000
Steve Peters, L ERA: 2.53	(7, 1)	0.2		4	1	0	0	0	0	1	0	0	0	0	3	7	0.00	1.500
Lee Tunnell, R ERA: 4.78	(7, 1)	1.1		4	1	0	0	0	0	0	0	0	0	0	4	4	0.00	0.750

PITCHER	IP	WLS	BF	H	R	ER	SO	BB	IBB	HBP	BLK	WP	HR	S	P	ERA	WHIP

Chicago Cubs @ New York Mets

Shea Stadium, Flushing, NY

Mon Sep 14 1987, 7:05 PM EDT

Att. 27,693 - Unknown

TOP

livebaseballscorecards.com

Batter	1	2	3	4	5	6	7	8	9	AB	R	H	RBI	BB	SO	LOB
Dave Martinez, L (1, 8) OBP: 0.377, SLG: 0.427	x 0-0 ① F7		x 0-0 1B HR 1B	x 0-0 ② 4-3			x 0-0 F8 ①		x 0-0 ③ 1-3	3	1	1	0	0	0	1
Bob Dernier, R (7, PH) (7, 8) OBP: 0.392, SLG: 0.494										2	0	0	0	0	0	0
23 Ryne Sandberg, R (1, 4) OBP: 0.371, SLG: 0.459	x 0-0 ② F5		S S S 0-3 ② K	S S S 0-3 ③ K			x 0-0 F8 ②			4	0	0	0	0	2	2
Rafael Palmeiro, L (1, 7) OBP: 0.302, SLG: 0.480	B B B B 4-0 BB		x 0-0 1-3 HR 1B		B B B B 4-0 G5-4-3 BB		x 0-0 F8 ③			1	1	1	0	2	0	0
Brian Dayett, R (7, PH) (7, 7) OBP: 0.379, SLG: 0.494										1	0	0	0	0	0	0
Andre Dawson, R (1, 9) OBP: 0.331, SLG: 0.579	S S S 0-3 ③ K		x 0-0 1-H 3-H HR		x 0-0 ① ② G5-4-3 1-2f			x 0-0 6-3 1B		4	1	2	3	0	1	2
Leon Durham, L (1, 3) OBP: 0.349, SLG: 0.532		x 0-0 ① F9	x 0-0 HR		x 0-0 ③ F7			x 0-0 ① F8		3	1	1	1	0	0	0
Manny Trillo, R (8, PH) (8, 3) OBP: 0.379, SLG: 0.468										1	0	0	0	0	0	1
Keith Moreland, R (1, 5) OBP: 0.303, SLG: 0.452		x 0-0 FC4-6 1B	x 0-0 E S 1B			x 0-0 ① F8		x 0-0 ② 6-3 1-2		4	0	2	0	0	0	1
Jody Davis, R (1, 2) OBP: 0.337, SLG: 0.436		x 0-0 ② F9	S S S 0-3 ③ K 1-3			x 0-0 HR		S S S 0-3 ③ K		4	1	1	1	0	2	3
Shawon Dunston, R (1, 6) OBP: 0.273, SLG: 0.377		x 0-0 ③ FC4-6 1-2f	x 0-0 SH1-4 2B			x 0-0 ② 6-3			S S S 0-3 ① K	4	0	1	0	0	1	1
Scott Sanderson, R (1, 1) OBP: 0.158, SLG: 0.171			x 0-0 ① F7	x 0-0 ① SH1-4 2-3		x 0-0 ③ F7			S S S 0-3 ② K	1	0	0	0	0	0	0
Drew Hall, L (5, 1)										0	0	0	0	0	0	0
Luis Quinones, S (6, PH) OBP: 0.284, SLG: 0.280										1	0	0	0	0	0	0
Frank DiPino, L (6, 1) OBP: 0.500, SLG: 0.500										0	0	0	0	0	0	0
Wade Rowdon, R (9, PH) OBP: 0.273, SLG: 0.400										1	0	0	0	0	1	0
Inning Stats	R: 0 E: 0 K: 1 S: 5 H: 0 LOB: 1 BB: 1 P: 9	R: 0 E: 0 K: 0 S: 4 H: 1 LOB: 1 BB: 0 P: 4	R: 4 E: 0 K: 2 S: 12 H: 5 LOB: 1 BB: 0 P: 12	R: 0 E: 0 K: 1 S: 6 H: 1 LOB: 1 BB: 0 P: 6	R: 0 E: 0 K: 0 S: 2 H: 0 LOB: 0 BB: 1 P: 6	R: 1 E: 0 K: 0 S: 4 H: 1 LOB: 0 BB: 0 P: 4	R: 0 E: 0 K: 0 S: 3 H: 0 LOB: 0 BB: 0 P: 3	R: 0 E: 0 K: 1 S: 6 H: 1 LOB: 1 BB: 0 P: 6	R: 0 E: 0 K: 2 S: 7 H: 0 LOB: 0 BB: 0 P: 7	1B: 5 2B: 1 3B: 0 HR: 3	SF: 0 SAC: 1 DP: 1 HBP: 0						

	AB	34
	R	5
	H	9
	RBI	5
	BB	2
	SO	7
	LOB	11

WP: 0 PB: 0 SB: 1 CS: 0 PA: 37

PITCHER		IP	WLS	BF	H	R	ER	SO	BB	IBB	HBP	BLK	WP	HR	S	P	ERA	WHIP
Rick Aguilera, R ERA: 3.78	(1, 1)	6.0	W	27	8	5	5	4	2	0	0	0	0	3	33	41	7.50	1.667
Jesse Orosco, L ERA: 4.63	(7, 1)	3.0	S	10	1	0	0	3	0	0	0	0	0	0	16	16	0.00	0.333

PITCHER	IP	WLS	BF	H	R	ER	SO	BB	IBB	HBP	BLK	WP	HR	S	P	ERA	WHIP

Chicago Cubs @ New York Mets

Shea Stadium, Flushing, NY

Mon Sep 14 1987, 7:05 PM EDT

Att. 27,693 - Unknown

BOTTOM

livebaseballscorecards.com

Batter	1	2	3	4	5	6	7	8	9	AB	R	H	RBI	BB	SO	LOB
Lenny Dykstra, L (1, 8) OBP: 0.347, SLG: 0.447	SF8 1B	L6			E 2B	F3				3	2	2	0	0	0	1
Mookie Wilson, S (6, PH) OBP: 0.369, SLG: 0.476 (7, 8)	1B				1B	②		1B		2	0	1	0	0	0	0
Wally Backman, S (1, 4) OBP: 0.304, SLG: 0.280	BB 1-3 1B	E3 3-1 2B			E 2-3 1B	4-3		6-3		3	2	2	0	0	0	0
Tim Teufel, R (6, PH) OBP: 0.401, SLG: 0.536 (7, 4)						③		③		2	0	0	0	0	0	1
Keith Hernandez, L (1, 3) OBP: 0.390, SLG: 0.450	SF8 3-H	3-1 1-2			E5 F9 1B 1-2 3-H 1B		5-3			3	1	0	2	0	0	2
Darryl Strawberry, L (1, 9) OBP: 0.392, SLG: 0.575	BB 1-2	2B 2-H			S 1-2 2-H 1B		K			3	1	2	2	1	1	0
Kevin McReynolds, R (1, 7) OBP: 0.323, SLG: 0.494	F6	6-3			F9 2-3		WP BB 1B			4	0	1	0	0	0	5
Gary Carter, R (1, 2) OBP: 0.298, SLG: 0.397	F7	4-3			1-H 3-H 1B		WP 1-2 BB			3	0	1	2	1	0	3
Howard Johnson, S (1, 5) OBP: 0.375, SLG: 0.527		PB BB		F8	F9		K 1-2 2-3			3	0	0	0	1	1	3
Rafael Santana, R (1, 6) OBP: 0.302, SLG: 0.358		F8 1-2		F3	5-3			5-3		4	0	0	0	0	0	2
Rick Aguilera, R (1, 1) OBP: 0.257, SLG: 0.353		K		5-3		F7		K		2	0	0	0	0	1	1
Mark Carreon, R (6, PH) OBP: 0.333, SLG: 0.333										1	0	0	0	0	0	0
Jesse Orosco, R (7, 1)										1	0	0	0	0	1	0
Inning Stats	R: 1 E: 0 K: 0 S: 5 H: 2 LOB: 2 BB: 1 P: 9	R: 0 E: 0 K: 1 S: 5 H: 0 LOB: 1 BB: 1 P: 9	R: 1 E: 1 K: 0 S: 5 H: 1 LOB: 1 BB: 0 P: 5	R: 0 E: 0 K: 0 S: 3 H: 0 LOB: 0 BB: 0 P: 3	R: 4 E: 1 K: 0 S: 8 H: 4 LOB: 1 BB: 0 P: 8	R: 0 E: 0 K: 0 S: 3 H: 0 LOB: 0 BB: 0 P: 3	R: 0 E: 0 K: 2 S: 8 H: 1 LOB: 2 BB: 1 P: 12	R: 0 E: 0 K: 1 S: 6 H: 1 LOB: 1 BB: 0 P: 6		1B: 7 2B: 2 3B: 0 HR: 0 SF: 1 SAC: 0 DP: 0 HBP: 0						

	AB	34
	R	6
	H	9
	RBI	6
	BB	3
	SO	4
	LOB	18

WP: 1 PB: 1 SB: 1 CS: 0 PA: 38

PITCHER		IP	WLS	BF	H	R	ER	SO	BB	IBB	HBP	BLK	WP	HR	S	P	ERA	WHIP
Scott Sanderson, R ERA: 3.99	(1, 1)	4.0		20	5	4	3	1	2	0	0	0	0	0	20	28	6.75	1.750
Drew Hall, L ERA: 7.94	(5, 1)	1.0	L	6	2	2	1	0	0	0	0	0	0	0	6	6	9.00	2.000
Frank DiPino, L ERA: 2.99	(6, 1)	3.0		12	2	0	0	3	1	0	0	0	1	0	17	21	0.00	1.000

PITCHER	IP	WLS	BF	H	R	ER	SO	BB	IBB	HBP	BLK	WP	HR	S	P	ERA	WHIP

Chicago Cubs @ New York Mets

Shea Stadium, Flushing, NY

Tue Sep 15 1987, 7:05 PM EDT

Att. 31,806 - Unknown

TOP

livebaseballscorecards.com

Batter	1	2	3	4	5	6	7	8	9	AB	R	H	RBI	BB	SO	LOB
Bob Dernier, R (1, 8) OBP: 0.397, SLG: 0.500	BBBB 4-0 1B 23 F3 BB	x 0-0 ③ F8			x 0-0 2B		x 0-0 ② 6-3		SSS 0-3 ② K	2	1	1	0	1	0	1
Jerry Mumphrey, S (7, PH) OBP: 0.396, SLG: 0.532										1	0	0	0	0	0	0
Jay Baller, R (7, 1) OBP: 1.000, SLG: 1.000										0	0	0	0	0	0	0
Ed Lynch, R (8, 1) OBP: 0.188, SLG: 0.188										0	0	0	0	0	0	0
Mike Brumley, S (9, PH) OBP: 0.239, SLG: 0.259										1	0	0	0	0	1	3
Manny Trillo, R (1, 3) OBP: 0.378, SLG: 0.466	x 0-0 F8 23 E 1-3 1B		x 0-0 ① P6		x 0-0 ② L5		x 0-0 ③ 4-3		BBBB 4-0 FC5 23 1B 1-2 2-3 3-H BB	3	0	1	0	0	0	1
Leon Durham, L (7, PH) OBP: 0.350, SLG: 0.531										1	0	0	1	1	0	0
(7, 3)																
23 Ryne Sandberg, R (1, 4) OBP: 0.372, SLG: 0.459	x 0-0 ① F3 1-2 3-H		x 0-0 ② L9		SSS 0-3 ③ K			x 0-0 G6-4-3 1B	x 0-0 1-2 2-H 3-H 1B	5	0	2	2	0	1	2
Andre Dawson, R (1, 9) OBP: 0.332, SLG: 0.575	BBBB 4-0 BB	H 1-0 HBP				x 0-0 ① F8		x 0-0 ①② G6-4-3 1-2f	x 0-0 ③ FC5 2-3f	3	0	0	0	1	0	3
Keith Moreland, R (1, 5) OBP: 0.303, SLG: 0.450	x 0-0 ② F8 2-3	x 0-0 ③ L9				x 0-0 BB 1B		x 0-0 ③ F9		4	0	1	0	0	0	3
Brian Dayett, R (1, 7) OBP: 0.375, SLG: 0.487	x 0-0 ③ F2			x 0-0 ① F8		x 0-0 ② F7			x 0-0 ① 1-3	2	0	0	0	0	0	2
Rafael Palmeiro, L (6, PH) OBP: 0.298, SLG: 0.475										2	0	0	0	0	0	1
(6, 7)																
Damon Berryhill, S (1, 2) OBP: 0.400, SLG: 0.143		BBBB 4-0 BB		x 0-0 ② F8		BBBB 4-0 1-2 BB			BBBB 4-0 1B 1B BB BB	1	1	0	0	3	0	0
Shawon Dunston, R (1, 6) OBP: 0.273, SLG: 0.375		x 0-0 ① F7		x 0-0 ③ F7		x 0-0 ③ F8			x 0-0 BB 23 1B 1B 1-2 1B	4	1	1	0	0	0	3
Greg Maddux, R (1, 1) OBP: 0.135, SLG: 0.135		SSS 0-3 ② K			SSS 0-3 ① K		x 0-0 ① L7		x 0-0 BB 23 1B 1-2 2-3 1B	2	0	0	0	0	2	1
Drew Hall, L (6, 1)										0	0	0	0	0	0	0
Dickie Noles, R (6, 1)										0	0	0	0	0	0	0
Dave Martinez, L (7, PH) OBP: 0.376, SLG: 0.425										1	0	0	0	0	0	0
(7, 8)																
Darrin Jackson, R (9, PH) OBP: 1.000, SLG: 1.000										1	1	1	0	0	0	0
Inning Stats	R: 1 H: 1 E: 1 LOB: 2 K: 0 BB: 2 S: 4 P: 12	R: 0 H: 0 E: 0 LOB: 1 K: 1 BB: 1 S: 5 P: 9	R: 0 H: 0 E: 0 LOB: 1 K: 0 BB: 0 S: 3 P: 4	R: 0 H: 0 E: 0 LOB: 0 K: 0 BB: 0 S: 3 P: 3	R: 0 H: 1 E: 0 LOB: 1 K: 2 BB: 0 S: 8 P: 8	R: 0 H: 1 E: 0 LOB: 2 K: 0 BB: 1 S: 4 P: 8	R: 0 H: 0 E: 0 LOB: 0 K: 0 BB: 0 S: 3 P: 3	R: 0 H: 1 E: 0 LOB: 0 K: 0 BB: 0 S: 3 P: 3	R: 3 H: 3 E: 0 LOB: 2 K: 1 BB: 2 S: 8 P: 16	1B: 6 SF: 0 2B: 1 SAC: 0 3B: 0 DP: 1 HR: 0 HBP: 1						

	AB	33
	R	4
	H	7
	RBI	3
	BB	6
	SO	4
	LOB	20

WP: 0 PA: 40
PB: 0
SB: 0
CS: 0

PITCHER		IP	WLS	BF	H	R	ER	SO	BB	IBB	HBP	BLK	WP	HR	S	P	ERA	WHIP
Sid Fernandez, L ERA: 3.61	(1, 1)	5.0	W	21	2	1	1	3	3	0	1	0	0	0	23	36	1.80	1.000
Terry Leach, R ERA: 3.38	(6, 1)	1.0		5	1	0	0	0	1	0	0	0	0	0	4	8	0.00	2.000
Roger McDowell, R ERA: 4.26	(7, 1)	3.0		14	4	3	3	1	2	0	0	0	0	0	14	22	9.00	2.000

PITCHER	IP	WLS	BF	H	R	ER	SO	BB	IBB	HBP	BLK	WP	HR	S	P	ERA	WHIP

Chicago Cubs @ New York Mets

Shea Stadium, Flushing, NY

Tue Sep 15 1987, 7:05 PM EDT

Att. 31,806 - Unknown

BOTTOM

Batter	1	2	3	4	5	6	7	8	9	AB	R	H	RBI	BB	SO	LOB
Lenny Dykstra, L (1, 8) OBP: 0.350, SLG: 0.447	BBBB 4-0 E 4-3 S BB		x 0-0 ① F8		x 0-0 ① 4-3	x 0-0 1-H 2B 1B		x 0-0 1-H 2B 1B		4	3	2	2	1	0	0
Wally Backman, S (1, 4) OBP: 0.307, SLG: 0.287 Roger McDowell, R (7, 1) OBP: 0.286, SLG: 0.308	x 0-0 ① 4-3 1-H		SSS 0-3 ② K		x 0-0 1B 1B	x 0-0 1-H 1B 2B		SSS 0-3 ① K		4 1	1 0	2 0	2 0	0 0	1 1	0 1
Keith Hernandez, L (1, 3) OBP: 0.392, SLG: 0.452 Dave Magadan, L (8, PR) (9, 3) OBP: 0.403, SLG: 0.465	x 0-0 ② 4-3		SSS 0-3 ③ K		x 0-0 1-2 FC4-6 1B	x 0-0 2-H 2B 1B		x 0-0 1-2 2B HR 1B		5 0	1 1	3 0	1 0	0 0	1 0	0 0
Darryl Strawberry, L (1, 9) OBP: 0.392, SLG: 0.577 Bill Almon, R (9, 9) OBP: 0.329, SLG: 0.309	SSS 0-3 ③ K			x 0-0 ① 1-3	x 0-0 ② F8	x 0-0 1-H WP 2B		x 0-0 1-3 2-H HR 2B		5 0	1 0	2 0	2 0	0 0	1 0	2 0
Kevin McReynolds, R (1, 7) OBP: 0.322, SLG: 0.492 Mark Carreon, R (9, 7) OBP: 0.333, SLG: 0.333		x 0-0 2B 1B		x 0-0 ② 4-3	x 0-0 ③ FC4-6 1-2f	x 0-0 ③ F9 2-3		SSS 0-3 ② K		5 0	0 0	1 0	0 0	0 0	1 0	7 0
Gary Carter, R (1, 2) OBP: 0.300, SLG: 0.403 Barry Lyons, R (8, 2) OBP: 0.290, SLG: 0.375		x 0-0 1-3 2B		x 0-0 1B 2B		SSS 0-3 ① K	x 0-0 ① F5	x 0-0 2-H 3-H HR		4 1	1 1	2 1	0 3	0 0	1 0	0 0
Howard Johnson, S (1, 5) OBP: 0.376, SLG: 0.524		x 0-0 ① F5		4-0 1B IBB		BBBB 4-0 1B 6-3 BB	x 0-0 ② F8	SSS 0-3 ③ K		3	1	0	0	2	1	3
Rafael Santana, R (1, 6) OBP: 0.304, SLG: 0.358 Kevin Elster, R (9, 6) OBP: 1.000, SLG: 1.000		4-0 G6-4-3 IBB		x 0-0 1-3 2-H 1B		x 0-0 ② 6-3 1-2	x 0-0 ③ 6-3			3 0	0 0	1 0	1 0	1 0	0 0	1 0
Sid Fernandez, L (1, 1) OBP: 0.171, SLG: 0.205 Terry Leach, R (6, 1) OBP: 0.118, SLG: 0.063 Gregg Jefferies, S (6, PH) OBP: 0.667, SLG: 0.667 Keith Miller, R (6, PR) OBP: 0.395, SLG: 0.512 Tim Teufel, R (7, 4) OBP: 0.403, SLG: 0.538		x 0-0 ② ③ G6-4-3 1-2f		x 0-0 ③ G3		x 0-0 2-H S 1B 1B		x 0-0 WP 1B 1B		2 0 1 0 1	0 0 0 1 1	0 0 1 0 1	0 0 1 0 0	0 0 0 0 0	0 0 0 0 0	5 0 0 0 0
Inning Stats	R: 1 E: 0 K: 1 S: 5 H: 0 LOB: 0 BB: 1 P: 9	R: 0 E: 0 K: 0 S: 4 H: 2 LOB: 2 BB: 1 P: 8	R: 0 E: 0 K: 2 S: 7 H: 0 LOB: 0 BB: 0 P: 7	R: 1 E: 0 K: 0 S: 5 H: 2 LOB: 2 BB: 1 P: 9	R: 0 E: 0 K: 0 S: 5 H: 2 LOB: 2 BB: 0 P: 5	R: 5 E: 0 K: 1 S: 10 H: 5 LOB: 2 BB: 1 P: 14	R: 0 E: 0 K: 0 S: 3 H: 0 LOB: 0 BB: 0 P: 3	R: 5 E: 0 K: 3 S: 14 H: 5 LOB: 1 BB: 0 P: 14		1B: 10 2B: 5 3B: 0 HR: 1		SF: 0 SAC: 0 DP: 1 HBP: 0		WP: 2 PB: 0 SB: 2 CS: 0	PA: 43	

livebaseballscorecards.com

	AB	39
	R	12
	H	16
	RBI	12
	BB	4
	SO	7
	LOB	19

PITCHER		IP	WLS	BF	H	R	ER	SO	BB	IBB	HBP	BLK	WP	HR	S	P	ERA	WHIP
Greg Maddux, R ERA: 5.63	(1, 1)	5.2	L	29	9	7	7	4	2	2	0	0	0	0	33	49	11.12	1.941
Drew Hall, L ERA: 8.34	(6, 1)	0.0		2	2	0	0	0	0	0	0	0	0	0	2	2	∞	∞
Dickie Noles, R ERA: 3.73	(6, 1)	0.1		1	0	0	0	0	0	0	0	0	1	0	1	1	0.00	0.000
Jay Baller, R ERA: 8.27	(7, 1)	1.2		10	5	5	5	2	0	0	0	0	1	1	14	14	27.00	3.000
Ed Lynch, R ERA: 5.16	(8, 1)	0.1		1	0	0	0	1	0	0	0	0	0	0	3	3	0.00	0.000

PITCHER	IP	WLS	BF	H	R	ER	SO	BB	IBB	HBP	BLK	WP	HR	S	P	ERA	WHIP

New York Mets @ Montreal Expos

Olympic Stadium, Montreal, QB

Wed Sep 16 1987, 7:05 PM EDT

Att. 31,859 - Unknown

TOP

livebaseballscorecards.com

Batter	1	2	3	4	5	6	7	8	9	AB	R	H	RBI	BB	SO	LOB
Lenny Dykstra, L (1, 8) OBP: 0.353, SLG: 0.455	BBBB 4-0 1B WP BB	x 0-0 ① 4-3 1-2	BBBB 4-0 WP BB 1-2 2-3 BB			x 0-0 ① 4-3		x 0-0 1-H 2-H 3-H HR		3	2	1	4	2	0	1
Howard Johnson, S (1, 6) (8, 5)	x 0-0 WP HR 1-3 1B	x 0-0 ② 4-3 2-3	BBBB 4-0 WP 1-2 2-3 3-H BB			x 0-0 ② F8		x 0-0 ① L9		4	1	1	1	1	0	2
Keith Hernandez, L (1, 3) OBP: 0.391, SLG: 0.449 Lee Mazzilli, S (8, PH) OBP: 0.393, SLG: 0.422 (8, 3)	SSS 0-3 ① K 1-2 3-H	BBB 4-0 HBP BB	SSS 0-3 ③ K 1-2 2-3 3-H			SSS 0-3 ③ K		x 0-0 ② 3-1		3 1	0 0	0 0	0 0	1 0	3 0	3 1
Darryl Strawberry, L (1, 9) OBP: 0.394, SLG: 0.583 Mookie Wilson, S (4, 9) OBP: 0.367, SLG: 0.473	x 0-0 2-H HR	H 1-0 1-2 HBP		x 0-0 ① F8			SSS 0-3 ① K	SSS 0-3 ③ K		2 2	1 0	1 0	2 0	0 0	0 2	0 1
Kevin McReynolds, R (1, 7) OBP: 0.322, SLG: 0.489 Mark Carreon, R (9, PH) OBP: 0.250, SLG: 0.250 (9, 7)	BBBB 4-0 BB	x 0-0 ③ F7		x 0-0 ② 4-3			x 0-0 ② F7		x 0-0 ① 6-3	3 1	0 0	0 0	0 0	1 0	0 0	3 0
Gary Carter, R (1, 2) OBP: 0.297, SLG: 0.399 Barry Lyons, R (8, 2) OBP: 0.288, SLG: 0.372	x 0-0 ② F5		x 0-0 ① 5-3	SSS 0-3 ③ K			x 0-0 ③ L4		x 0-0 ② 4-3	4 1	0 0	0 0	0 0	0 0	1 0	1 0
Dave Magadan, L (1, 5) OBP: 0.405, SLG: 0.472 Keith Miller, R (8, PR) OBP: 0.395, SLG: 0.512 Bill Almon, R (8, 6) OBP: 0.338, SLG: 0.309	x 0-0 ③ F5		x 0-0 FC3-6 1B		x 0-0 ① 6-3			x 0-0 SH HR 2B	BBBB 4-0 BB	4 0 0	0 1 0	2 0 0	0 0 0	0 0 1	0 0 0	1 0 0
Tim Teufel, R (1, 4) OBP: 0.406, SLG: 0.539		x 0-0 E8 WP 2B	x 0-0 ② FC3-6 BB 1B 1-2f BB		x 0-0 ② F7			BBBB 4-0 SH HR BB	BBBB 4-0 1-2 BB	3	3	1	0	2	0	1
Dwight Gooden, R (1, 1) OBP: 0.220, SLG: 0.224		x 0-0 4-3 4-3 3-H 1B	x 0-0 BB BB 1-2 WP 1B		x 0-0 ③ 6-3			x 0-0 SH 1-2 2-3 HR	SSS 0-3 ③ K	4	2	2	0	0	1	2
Inning Stats	R: 3 E: 0 K: 1 S: 7 H: 2 LOB: 1 BB: 2 P: 15	R: 1 E: 1 K: 0 S: 5 H: 2 LOB: 3 BB: 1 P: 10	R: 2 E: 0 K: 1 S: 7 H: 2 LOB: 2 BB: 2 P: 15	R: 0 E: 0 K: 1 S: 5 H: 0 LOB: 0 BB: 0 P: 5	R: 0 E: 0 K: 0 S: 3 H: 0 LOB: 0 BB: 0 P: 3	R: 0 E: 0 K: 1 S: 5 H: 0 LOB: 0 BB: 0 P: 5	R: 0 E: 0 K: 1 S: 5 H: 0 LOB: 0 BB: 0 P: 5	R: 4 E: 0 K: 1 S: 8 H: 2 LOB: 1 BB: 1 P: 12	R: 0 E: 0 K: 1 S: 5 H: 0 LOB: 2 BB: 2 P: 13	1B: 4 2B: 2 3B: 0 HR: 2	SF: 0 SAC: 1 DP: 0 HBP: 1						

	AB	35
	R	10
	H	8
	RBI	7
	BB	8
	SO	7
	LOB	16

WP: 3 PB: 0 SB: 0 CS: 0 PA: 45

PITCHER		IP	WLS	BF	H	R	ER	SO	BB	IBB	HBP	BLK	WP	HR	S	P	ERA	WHIP
Charlie Lea, R ERA: 36.0	(1, 1)	1.0	L	9	4	4	4	1	2	0	0	0	2	1	9	17	36.00	6.000
Joe Hesketh, L ERA: 3.48	(2, 1)	2.0		12	2	2	2	1	3	0	1	0	1	0	10	23	9.00	2.500
Bob Sebra, R ERA: 4.19	(4, 1)	4.0		16	2	4	4	3	1	0	0	0	0	1	21	25	9.00	0.750
Jay Tibbs, R ERA: 5.23	(8, 1)	2.0		8	0	0	0	2	2	0	0	0	0	0	10	18	0.00	1.000

PITCHER		IP	WLS	BF	H	R	ER	SO	BB	IBB	HBP	BLK	WP	HR	S	P	ERA	WHIP

BOTTOM

Batter	1	2	3	4	5	6	7	8	9	AB	R	H	RBI	BB	SO	LOB
Tim Raines, S (1, 7) OBP: 0.420, SLG: 0.526	0-0 ① 3-1		BBBB 4-0 3-1 S BB			0-0 ① F7		0-0 ③ F7		3	0	0	0	1	0	1
Tom Romano, R (9, 7)										0	0	0	0	0	0	0
Mitch Webster, S (1, 9) OBP: 0.361, SLG: 0.426	SSS 0-3 ② K		0-0 ② 3-1 1-3			SSS 0-3 ② K			0-0 ① G3	4	0	0	0	0	2	1
Hubie Brooks, R (1, 6) OBP: 0.291, SLG: 0.395	0-0 1B		0-0 ③ 5-3			SSS 0-3 ③ K2-3			SSS 0-3 ② K	3	0	1	0	0	1	1
Luis Rivera, R (9, 6) OBP: 0.133, SLG: 0.200										1	0	0	0	0	1	0
Tim Wallach, R (1, 5) OBP: 0.347, SLG: 0.519	0-0 ③ F9			SSS 0-3 ① K			0-0 ① 5-3		BBBB 4-0 FC5-4 BB	3	0	0	0	0	1	1
Andres Galarraga, R (1, 3) OBP: 0.372, SLG: 0.480		SSS 0-3 ① K		SSS 0-3 ② K			SSS 0-3 ② K		0-0 ③ FC5-4 1-2f	3	0	0	0	0	3	0
Dave Engle, R (9, 3) OBP: 0.286, SLG: 0.321										1	0	0	0	0	0	1
Tom Foley, L (1, 4) OBP: 0.337, SLG: 0.464		SSS 0-3 ② K		x 0-0 ③ 4-3			x 0-0 ③ 3-1			3	0	0	0	0	1	0
(8, 5)																
Herm Winningham, L (1, 8) OBP: 0.305, SLG: 0.353		x 0-0 BLK 1B			x 0-0 ① 6-3			SSS 0-3 ① K		3	0	1	0	0	1	0
Jeff Reed, L (1, 2) OBP: 0.250, SLG: 0.277		x 0-0 ③ 4-3 1-2			SSS 0-3 ② K			x 0-0 ② G3		3	0	0	0	0	1	1
Nelson Santovenia, R (9, 2)										0	0	0	0	0	0	0
Charlie Lea, R (1, 1)			x 0-0 ① 6-3		x 0-0 ③ F9			x 0-0 1B		0	0	0	0	0	0	0
Joe Hesketh, R (2, 1)										0	0	0	0	0	0	0
Jack Daugherty, S (3, PH)										1	0	0	0	0	0	0
Bob Sebra, R (4, 1) OBP: 0.176, SLG: 0.163										1	0	0	0	0	0	0
Jay Tibbs, R (8, 1) OBP: 0.192, SLG: 0.130										0	0	0	0	0	0	0
Casey Candaele, S (8, 4) OBP: 0.337, SLG: 0.355										1	0	1	0	0	0	0
Wallace Johnson, S (9, PH) OBP: 0.280, SLG: 0.347										0	0	0	0	1	0	0
Inning Stats	R: 0 E: 0 K: 1 S: 6 — H: 1 LOB: 1 BB: 0 P: 6	R: 0 E: 0 K: 2 S: 8 — H: 1 LOB: 1 BB: 0 P: 8	R: 0 E: 0 K: 0 S: 3 — H: 0 LOB: 1 BB: 1 P: 7	R: 0 E: 0 K: 2 S: 7 — H: 0 LOB: 0 BB: 0 P: 7	R: 0 E: 0 K: 1 S: 5 — H: 0 LOB: 0 BB: 0 P: 5	R: 0 E: 0 K: 2 S: 7 — H: 0 LOB: 0 BB: 0 P: 7	R: 0 E: 0 K: 1 S: 5 — H: 0 LOB: 0 BB: 0 P: 5	R: 0 E: 0 K: 1 S: 6 — H: 1 LOB: 1 BB: 0 P: 6	R: 0 E: 0 K: 1 S: 5 — H: 0 LOB: 1 BB: 1 P: 9	1B: 3 2B: 0 3B: 0 HR: 0	SF: 0 SAC: 0 DP: 0 HBP: 0			WP: 0 PB: 0 SB: 1 CS: 0	PA: 32		

PITCHER		IP	WLS	BF	H	R	ER	SO	BB	IBB	HBP	BLK	WP	HR	S	P	ERA	WHIP
Dwight Gooden, R ERA: 3.12	(1, 1)	9.0	W	32	3	0	0	11	2	0	0	1	0	0	52	60	0.00	0.556

PITCHER	IP	WLS	BF	H	R	ER	SO	BB	IBB	HBP	BLK	WP	HR	S	P	ERA	WHIP

New York Mets @ Montreal Expos

Olympic Stadium, Montreal, QB

Wed Sep 16 1987, 7:05 PM EDT

Att. 31,859 - Unknown

livebaseballscorecards.com

AB	30
R	0
H	3
RBI	0
BB	2
SO	11
LOB	6

New York Mets @ Montreal Expos

Olympic Stadium, Montreal, QB

Thu Sep 17 1987, 7:05 PM EDT

Att. 24,806 - Unknown

TOP

livebaseballscorecards.com

Batter	1	2	3	4	5	6	7	8	9	AB	R	H	RBI	BB	SO	LOB
Lenny Dykstra, L (1, 8) OBP: 0.349, SLG: 0.450	3-1		4-3		F8			L4-6 1-3		4	0	0	0	0	0	1
Doug Sisk, R (8, 1)										0	0	0	0	0	0	0
Jesse Orosco, R (8, 1)										0	0	0	0	0	0	0
Howard Johnson, S (1, 6) OBP: 0.375, SLG: 0.518	BB 1B 1B		F7			K			F8	3	1	0	0	1	1	0
Keith Hernandez, L (1, 3) OBP: 0.390, SLG: 0.448	1B 1-2 FC1-2 1B		1-3			K			K	4	0	1	0	0	2	0
Darryl Strawberry, L (1, 9) OBP: 0.393, SLG: 0.581	FC1-2 1-3 2-H 1B			4-3		K			F7	4	0	1	1	0	1	0
Kevin McReynolds, R (1, 7) OBP: 0.322, SLG: 0.490	FC1-2 2-3 3-H			2B			B1-3			3	0	1	0	0	0	2
Gary Carter, R (1, 2) OBP: 0.296, SLG: 0.397	L4			L7			K			3	0	0	0	0	1	3
Dave Magadan, L (1, 5) OBP: 0.399, SLG: 0.464		4-3		K			3-1			3	0	0	0	0	1	1
Tim Teufel, R (1, 4) OBP: 0.404, SLG: 0.535		K			K			L4-6 S 1B		2	0	0	0	0	2	0
Mookie Wilson, S (8, PH) (8, 8) OBP: 0.369, SLG: 0.474										1	0	1	0	0	0	0
David Cone, L (1, 1) OBP: 0.111, SLG: 0.115		G3			G3			F8		2	0	0	0	0	0	0
Randy Myers, L (7, 1) OBP: 0.286, SLG: 0.286										0	0	0	0	0	0	0
Lee Mazzilli, S (8, PH) OBP: 0.390, SLG: 0.419										1	0	0	0	0	0	1
Bill Almon, R (8, 4) OBP: 0.338, SLG: 0.309										0	0	0	0	0	0	0

	AB	30
	R	1
	H	4
	RBI	1
	BB	1
	SO	8
	LOB	8

Inning Stats	1	2	3	4	5	6	7	8	9
	R: 1 E: 0 K: 0 S: 5	R: 0 E: 0 K: 1 S: 5	R: 0 E: 0 K: 0 S: 3	R: 0 E: 0 K: 1 S: 6	R: 0 E: 0 K: 1 S: 5	R: 0 E: 0 K: 3 S: 9	R: 0 E: 0 K: 1 S: 5	R: 0 E: 0 K: 0 S: 3	R: 0 E: 0 K: 1 S: 5
	H: 2 LOB: 2 BB: 1 P: 9	H: 0 LOB: 0 BB: 0 P: 5	H: 0 LOB: 0 BB: 0 P: 3	H: 1 LOB: 1 BB: 0 P: 6	H: 0 LOB: 0 BB: 0 P: 5	H: 0 LOB: 0 BB: 0 P: 9	H: 0 LOB: 0 BB: 0 P: 5	H: 1 LOB: 0 BB: 0 P: 3	H: 0 LOB: 0 BB: 0 P: 5

1B: 3 SF: 0
2B: 2 SAC: 0
3B: 0 DP: 1
HR: 0 HBP: 0

WP: 0 PA: 31
PB: 0
SB: 1
CS: 0

PITCHER	IP	WLS	BF	H	R	ER	SO	BB	IBB	HBP	BLK	WP	HR	S	P	ERA	WHIP
Pascual Perez, R (1, 1) ERA: 2.03	9.0	W	31	4	1	1	8	1	0	0	0	0	0	46	50	1.00	0.556

PITCHER	IP	WLS	BF	H	R	ER	SO	BB	IBB	HBP	BLK	WP	HR	S	P	ERA	WHIP

New York Mets @ Montreal Expos

Olympic Stadium, Montreal, QB

Thu Sep 17 1987, 7:05 PM EDT

Att. 24,806 - Unknown

BOTTOM

Batter	1	2	3	4	5	6	7	8	9	AB	R	H	RBI	BB	SO	LOB
Tim Raines, S (1, 7) OBP: 0.417, SLG: 0.521	5-3		4-3		K		F9			4	0	0	0	0	1	1
Mitch Webster, S (1, 9) OBP: 0.362, SLG: 0.424	2B HBP		3-1			HR BB	6-3			2	2	0	0	1	0	0
Hubie Brooks, R (1, 6) OBP: 0.295, SLG: 0.410	3-1 1-H 2B		F7			1-H HR		1B BB HBP 1B		4	2	3	3	0	0	0
Tim Wallach, R (1, 5) OBP: 0.348, SLG: 0.517	3-1 BB			F9		L7		HBP 1B G5-2-3 1-2 BB		2	0	0	0	2	0	0
Andres Galarraga, R (1, 3) OBP: 0.374, SLG: 0.482	3-1 1-2 2-3			CS 1B		BB 1B		HBP 1B 1-2 2-3		4	0	3	0	0	0	2
Tom Foley, L (1, 4) OBP: 0.333, SLG: 0.458	F5			4-3 1-2		K		F8		3	0	0	0	0	1	4
Vance Law, R (8, PH) OBP: 0.355, SLG: 0.440 (9, 4)										1	0	0	0	0	0	3
Mike Fitzgerald, R (1, 2) OBP: 0.353, SLG: 0.339		K			F8 2B	BB 1-2		1-2 2-3 3-H HBP		2	0	1	1	1	1	0
Casey Candaele, S (1, 8) OBP: 0.335, SLG: 0.353		4-3			F8 2-3	G3		G5-2-3 3-Hf		3	0	0	0	0	0	3
Herm Winningham, L (7, 8) OBP: 0.305, SLG: 0.353										0	0	0	0	0	0	0
Reid Nichols, R (8, PH) (9, 8) OBP: 0.336, SLG: 0.444										1	0	0	0	0	0	3
Pascual Perez, R (1, 1) OBP: 0.067, SLG: 0.067		L9			1-3		K			3	0	0	0	0	1	1
Inning Stats	R: 1 E: 0 K: 0 S: 4 H: 1 LOB: 2 BB: 1 P: 9	R: 0 E: 0 K: 1 S: 5 H: 0 LOB: 0 BB: 0 P: 5	R: 0 E: 0 K: 0 S: 3 H: 0 LOB: 0 BB: 0 P: 3	R: 0 E: 0 K: 0 S: 3 H: 1 LOB: 0 BB: 0 P: 3	R: 0 E: 0 K: 1 S: 6 H: 1 LOB: 1 BB: 0 P: 6	R: 2 E: 0 K: 1 S: 7 H: 2 LOB: 2 BB: 2 P: 15	R: 0 E: 0 K: 1 S: 5 H: 0 LOB: 0 BB: 0 P: 5	R: 1 E: 0 K: 0 S: 4 H: 2 LOB: 2 BB: 1 P: 9		1B: 4 2B: 2 3B: 0 HR: 1 SF: 0 SAC: 0 DP: 1 HBP: 2						

	AB	29
	R	4
	H	7
	RBI	4
	BB	4
	SO	4
	LOB	17

WP: 0 PB: 0 SB: 0 CS: 1 PA: 35

livebaseballscorecards.com

PITCHER		IP	WLS	BF	H	R	ER	SO	BB	IBB	HBP	BLK	WP	HR	S	P	ERA	WHIP
David Cone, R ERA: 3.83	(1, 1)	6.0	L	26	5	3	3	3	3	0	1	0	0	1	28	41	4.50	1.333
Randy Myers, L ERA: 3.86	(7, 1)	1.0		3	0	0	0	1	0	0	0	0	0	0	5	5	0.00	0.000
Doug Sisk, R ERA: 3.42	(8, 1)	0.0		3	2	1	1	0	1	0	0	0	0	0	2	6	∞	∞
Jesse Orosco, L ERA: 4.57	(8, 1)	1.0		3	0	0	0	0	0	0	1	0	0	0	2	3	0.00	0.000

PITCHER	IP	WLS	BF	H	R	ER	SO	BB	IBB	HBP	BLK	WP	HR	S	P	ERA	WHIP

Batter	1	2	3	4	5	6	7	8	9	AB	R	H	RBI	BB	SO	LOB
Lenny Dykstra, L (1, 8) OBP: 0.345, SLG: 0.444	B1-3	F9		K		F9		3-1		5	0	0	0	0	1	2
Howard Johnson, S (1, 5) OBP: 0.377, SLG: 0.517 (8, 6)	HR S BB	1B BLK 1B	L5	L4				CS BB		3	2	1	0	2	0	0
Keith Hernandez, L (1, 3) OBP: 0.390, SLG: 0.446	HR BB	2B 1B	F7			L7		F4		4	2	1	1	1	0	1
Darryl Strawberry, L (1, 9) OBP: 0.395, SLG: 0.588	HR	1B SF4 2B		G3 S 1B BB		K			K	4	3	2	4	1	2	1
Kevin McReynolds, R (1, 7) OBP: 0.321, SLG: 0.488	F8	SF4 1B		K		F6				4	0	1	0	0	1	1
Gary Carter, R (1, 2) OBP: 0.295, SLG: 0.403	F8	SF4		G3				HR		3	1	1	2	0	0	1
Tim Teufel, R (1, 4) OBP: 0.408, SLG: 0.551		HR	F6	1B				F9 S 1B		4	1	3	2	0	0	1
Keith Miller, R (8, PR) OBP: 0.395, SLG: 0.512 (8, 4)										0	0	0	0	0	0	0
Rafael Santana, R (1, 6) OBP: 0.304, SLG: 0.356	4-3	IBB		5-3				F9		2	0	0	0	1	0	1
Dave Magadan, L (8, PH) OBP: 0.397, SLG: 0.461 (8, 5)								1-3		1	0	0	0	0	0	1
John Candelaria, L (1, 1)										1	0	0	0	0	0	0
Terry Leach, R (2, 1) OBP: 0.114, SLG: 0.061										1	0	0	0	0	0	2
Doug Sisk, R (5, 1)										1	0	0	0	0	0	0
Randy Myers, L (6, 1)										0	0	0	0	0	0	0
Roger McDowell, R (7, 1) OBP: 0.286, SLG: 0.286										0	0	0	0	0	0	0
Lee Mazzilli, S (8, PH) OBP: 0.288, SLG: 0.308										1	0	0	0	0	1	2
Jesse Orosco, R (8, 1) OBP: 0.387, SLG: 0.415		3-1	5-3			G3		K		0	0	0	0	0	0	0

TOP

New York Mets @ Pittsburgh Pirates

Three Rivers Stadium, Pittsburgh, PA

Fri Sep 18 1987, 7:05 PM EDT

Att. 15,308 - Unknown

livebaseballscorecards.com

AB	34
R	9
H	9
RBI	9
BB	5
SO	5
LOB	13

Inning Stats	1	2	3	4	5	6	7	8	9
	R: 3 E: 0 K: 0 S: 4	H: 1 LOB: 0 BB: 2 P: 12	R: 1 E: 0 K: 0 S: 4	H: 1 LOB: 0 BB: 0 P: 4	R: 3 E: 0 K: 0 S: 7	H: 4 LOB: 2 BB: 1 P: 11	R: 0 E: 0 K: 1 S: 5	H: 0 LOB: 0 BB: 0 P: 5	R: 1 E: 0 K: 1 S: 6	H: 1 LOB: 1 BB: 1 P: 10	R: 0 E: 0 K: 0 S: 3	H: 0 LOB: 0 BB: 0 P: 3	R: 0 E: 0 K: 1 S: 5	H: 0 LOB: 0 BB: 0 P: 5	R: 1 E: 0 K: 1 S: 7	H: 2 LOB: 2 BB: 0 P: 7	R: 0 E: 0 K: 1 S: 4	H: 0 LOB: 1 BB: 1 P: 8

| | | | | | | | | | |

BOTTOM

New York Mets @ Pittsburgh Pirates

Three Rivers Stadium, Pittsburgh, PA

Fri Sep 18 1987, 7:05 PM EDT

Att. 15,308 - Unknown

Batter	1	2	3	4	5	6	7	8	9	AB	R	H	RBI	BB	SO	LOB
John Cangelosi, S (1, 8) OBP: 0.436, SLG: 0.427	HR	F8		B1	L6-4 2-3		SH5-4 1-2 2-3	F4		4	1	1	1	0	0	2
(5, 7)																
Barry Bonds, L (8, 7) OBP: 0.322, SLG: 0.474										1	0	0	0	0	0	1
Jim Gott, R (9, 1) OBP: 0.091, SLG: 0.364										0	0	0	0	0	0	0
Jose Lind, R (1, 4) OBP: 0.357, SLG: 0.475	5-3	1B 3B		5-3	1-2 1B		BB 2B			4	1	2	0	1	0	0
Mike Diaz, R (1, 3) OBP: 0.337, SLG: 0.511	1B 3B	3-H 1B		BB 1B	K		1-3 2-H 3-H 2B			5	1	4	3	0	1	2
Jeff Robinson, R (8, 1) OBP: 0.150, SLG: 0.300										0	0	0	0	0	0	0
R.J. Reynolds, S (9, 7) OBP: 0.324, SLG: 0.408										0	0	0	0	0	0	0
Bobby Bonilla, S (1, 5) OBP: 0.349, SLG: 0.486	5-3	K		1-2 BB	F9 SF9 2B		IBB			3	1	1	0	2	1	2
Terry Harper, R (1, 7) OBP: 0.323, SLG: 0.395	2B 1B 3-H 1B	K		F7		F9 2-3	F9			2	1	1	1	0	1	1
Andy Van Slyke, L (4, PH) OBP: 0.352, SLG: 0.491										3	0	0	0	0	0	6
(5, 8)																
Darnell Coles, R (1, 9) OBP: 0.275, SLG: 0.316	1-3 1B 2B	5-3		1B 2B	SF9 3-H	F9				4	2	2	1	0	0	3
Junior Ortiz, R (1, 2) OBP: 0.330, SLG: 0.343	2-H 3-H 1B 1B	FC4-6 1B		1B 1B BB	L4			F8		4	1	2	2	1	0	0
Michael LaValliere, L (9, 2) OBP: 0.370, SLG: 0.357										0	0	0	0	0	0	0
Felix Fermin, R (1, 6) OBP: 0.382, SLG: 0.323	1-2 1B	FC4-6 1-2f		L6-4 1B 1-3 2-H 1B		SH5-4 SH 2B 1B		BB		4	1	3	1	1	0	1
Brian Fisher, R (1, 1) OBP: 0.237, SLG: 0.264	K	6-3		1B 1-2 3-H 1B		SH SH5-4 1-2 2B		F5		1	0	0	0	0	1	2
Bob Patterson, R (3, 1) OBP: 0.091, SLG: 0.091										1	0	0	0	0	0	1
Mackey Sasser, L (5, PH) OBP: 0.250, SLG: 0.250										1	0	1	1	0	0	0
John Smiley, L (6, 1) OBP: 0.143, SLG: 0.286										0	0	0	0	0	0	0
Al Pedrique, R (7, PH) OBP: 0.345, SLG: 0.360										0	1	0	0	0	0	0
Sid Bream, L (8, 3) OBP: 0.337, SLG: 0.408										1	0	0	0	0	0	1
Inning Stats	R: 4 E: 0 K: 1 S: 11 H: 6 LOB: 2 BB: 0 P: 11	R: 1 E: 0 K: 2 S: 9 H: 2 LOB: 1 BB: 0 P: 9	R: 0 E: 0 K: 0 S: 4 H: 1 LOB: 0 BB: 0 P: 4	R: 0 E: 0 K: 0 S: 4 H: 1 LOB: 2 BB: 1 P: 8	R: 2 E: 0 K: 1 S: 8 H: 4 LOB: 2 BB: 1 P: 12	R: 1 E: 0 K: 0 S: 4 H: 1 LOB: 0 BB: 0 P: 4	R: 2 E: 1 K: 0 S: 6 H: 2 LOB: 3 BB: 2 P: 14	R: 0 E: 0 K: 0 S: 3 H: 0 LOB: 1 BB: 1 P: 7		1B: 10 2B: 5 3B: 2 HR: 1	SF: 1 SAC: 2 DP: 1 HBP: 0					

	AB	38
	R	10
	H	17
	RBI	10
	BB	5
	SO	4
	LOB	22

WP: 0 PB: 0 SB: 0 CS: 0 PA: 46

livebaseballscorecards.com

PITCHER		IP	WLS	BF	H	R	ER	SO	BB	IBB	HBP	BLK	WP	HR	S	P	ERA	WHIP
John Candelaria, L ERA: 5.03	(1, 1)	1.1		12	8	5	5	1	0	0	0	0	0	1	14	14	33.75	6.000
Terry Leach, R ERA: 3.44	(2, 1)	3.1		17	6	2	2	2	2	0	0	0	0	0	19	27	5.40	2.400
Doug Sisk, R ERA: 3.53	(5, 1)	0.1		2	1	1	1	1	0	0	0	0	0	0	4	4	27.00	3.000
Randy Myers, L ERA: 3.92	(6, 1)	1.1	L	6	1	2	1	0	0	0	0	0	0	0	6	6	6.75	0.750
Roger McDowell, R ERA: 4.23	(7, 1)	0.2		5	1	0	0	0	1	1	0	0	0	0	3	11	0.00	3.000

PITCHER		IP	WLS	BF	H	R	ER	SO	BB	IBB	HBP	BLK	WP	HR	S	P	ERA	WHIP
Jesse Orosco, L ERA: 4.5	(8, 1)	1.0		4	0	0	0	0	1	0	0	0	0	0	3	7	0.00	1.000

New York Mets @ Pittsburgh Pirates

Three Rivers Stadium, Pittsburgh, PA

Sat Sep 19 1987, 7:05 PM EDT

Att. 20,933 - Unknown

TOP

livebaseballscorecards.com

Batter	1	2	3	4	5	6	7	8	9	AB	R	H	RBI	BB	SO	LOB
Lenny Dykstra, L (1, 8) OBP: 0.346, SLG: 0.442	F8		F7		HR 1B		K		BB	4	1	1	1	1	1	1
Howard Johnson, S (1, 5) OBP: 0.374, SLG: 0.512	F7		P4		P6		K		1-3	5	0	0	0	0	1	5
Keith Hernandez, L (1, 3) OBP: 0.389, SLG: 0.450	F5			F9	HR		F8			4	1	1	4	0	0	0
Darryl Strawberry, L (1, 9) OBP: 0.394, SLG: 0.585		F6		S BB	6-3			F7		3	0	0	0	1	0	0
Mookie Wilson, S (1, 7) OBP: 0.365, SLG: 0.469		6-3		F8	G3			K		4	0	0	0	0	1	1
Gary Carter, R (1, 2) OBP: 0.297, SLG: 0.402		BB		L6 1-2		6-3		FC5-4 1B		3	0	1	0	1	0	1
Tim Teufel, R (1, 4) OBP: 0.410, SLG: 0.546		K			1B 1B 1B BB	BB		FC5-4 1-2f		2	1	0	0	2	1	2
Roger McDowell, R (8, 1) OBP: 0.286, SLG: 0.308										0	0	0	0	0	0	0
Rafael Santana, R (1, 6) OBP: 0.306, SLG: 0.357			SH5-3 1B		1B 1B HR 1B		K		5-3	4	1	2	0	0	1	1
Rick Aguilera, R (1, 1) OBP: 0.270, SLG: 0.361			SH5-3 1-2		1B HR 1-2 2-3		K		6-3	2	1	1	0	0	1	1
Randy Myers, L (6, 1) OBP: 0.286, SLG: 0.286										0	0	0	0	0	0	0
Keith Miller, R (8, 4) OBP: 0.386, SLG: 0.500										1	0	0	0	0	0	0

	AB	32
	R	5
	H	6
	RBI	5
	BB	5
	SO	6
	LOB	12

Inning Stats	1	2	3	4	5	6	7	8	9
	R: 0 E: 0 K: 0 S: 3	H: 0 LOB: 0 BB: 0 P: 3	R: 0 E: 0 K: 1 S: 5	H: 0 LOB: 1 BB: 1 P: 9	R: 0 E: 0 K: 0 S: 4	H: 1 LOB: 1 BB: 0 P: 4	R: 0 E: 0 K: 0 S: 3	H: 0 LOB: 1 BB: 1 P: 7	R: 5 E: 0 K: 0 S: 7	H: 4 LOB: 0 BB: 1 P: 11
	R: 0 E: 0 K: 2 S: 7	H: 0 LOB: 1 BB: 1 P: 11	R: 0 E: 0 K: 2 S: 7	H: 0 LOB: 0 BB: 0 P: 7	R: 0 E: 0 K: 1 S: 6	H: 1 LOB: 1 BB: 0 P: 6	R: 0 E: 0 K: 0 S: 3	H: 0 LOB: 1 BB: 1 P: 7								

	1B: 5	SF: 0	WP: 1	PA: 38
	2B: 0	SAC: 1	PB: 0	
	3B: 0	DP: 0	SB: 2	
	HR: 1	HBP: 0	CS: 0	

PITCHER		IP	WLS	BF	H	R	ER	SO	BB	IBB	HBP	BLK	WP	HR	S	P	ERA	WHIP
Vicente Palacios, R ERA: 3.6	(1, 1)	5.0	L	23	5	5	5	1	3	0	0	0	0	1	22	34	9.00	1.600
Bob Walk, R ERA: 3.48	(6, 1)	1.0		4	0	0	0	2	1	0	0	0	0	0	7	11	0.00	1.000
John Smiley, L ERA: 5.58	(7, 1)	1.2		6	1	0	0	3	0	0	0	0	0	0	12	12	0.00	0.600
Tim Drummond, R ERA:	(8, 1)	0.1		1	0	0	0	0	0	0	0	0	0	0	1	1	0.00	0.000
Jeff Robinson, R ERA: 2.95	(9, 1)	1.0		4	0	0	0	0	1	0	0	0	1	0	3	7	0.00	1.000

PITCHER	IP	WLS	BF	H	R	ER	SO	BB	IBB	HBP	BLK	WP	HR	S	P	ERA	WHIP

BOTTOM

New York Mets @ Pittsburgh Pirates

Three Rivers Stadium, Pittsburgh, PA

Sat Sep 19 1987, 7:05 PM EDT

Att. 20,933 - Unknown

Batter	1	2	3	4	5	6	7	8	9	AB	R	H	RBI	BB	SO	LOB
Barry Bonds, L (1, 7) OBP: 0.321, SLG: 0.472	4-3		G3 1B		F8	K		6-3 2-3		4	0	1	0	0	1	1
Terry Harper, R (8, PH) OBP: 0.321, SLG: 0.392										1	0	0	0	0	0	1
(9, 7)																
Jose Lind, R (1, 4) OBP: 0.371, SLG: 0.476	FC4-6 1B		G3 1-2		HBP 1B 1B		E FC5-2 BB	1-3		4	1	2	0	1	0	2
Andy Van Slyke, L (1, 8) OBP: 0.353, SLG: 0.489	FC4-6 PB S 2B 1-2f		K		1B 1-2 HBP		K		BB 1B	4	1	1	0	0	2	3
Bobby Bonilla, S (1, 5) OBP: 0.352, SLG: 0.485	PB 2B 1-2 BB		P4		G6-4-3 1-2 2-H 1B		E9 FC5-2 1-3		G4-6-3 1-2 BB	3	1	1	1	2	0	2
Sid Bream, L (1, 3) OBP: 0.337, SLG: 0.409	1-H 2-H 2B			F5	G6-4-3 1-2f		FC5-2 IBB		K	3	0	1	2	0	0	2
Darnell Coles, R (7, PH) OBP: 0.276, SLG: 0.314										1	0	0	0	1	1	2
(8, 3)																
R.J. Reynolds, S (1, 9) OBP: 0.322, SLG: 0.405	K			F7		1B SF9 1B	FC5-2 1-2 2-3 3-Hf		G4-6-3 1-2f	5	1	1	0	0	1	6
Michael LaValliere, L (1, 2) OBP: 0.372, SLG: 0.360	K			1B 1B		1-3 1B	K			3	0	2	0	0	1	0
John Cangelosi, S (7, PH) OBP: 0.434, SLG: 0.424										1	0	0	0	0	1	3
Junior Ortiz, R (8, 2) OBP: 0.330, SLG: 0.343										0	0	0	0	0	0	0
Felix Fermin, R (1, 6) OBP: 0.395, SLG: 0.324		4-3		1-2 1B	P1			6-3 SH3 BB		3	0	1	0	1	0	2
Vicente Palacios, R (1, 1)		6-3		K	SF9 3-H			SH3 1-2		2	0	0	0	0	1	2
Bob Walk, R (6, 1) OBP: 0.286, SLG: 0.286										0	0	0	0	0	0	0
Mackey Sasser, L (6, PH) OBP: 0.259, SLG: 0.250										0	0	0	0	0	0	0
Mike Diaz, R (6, PH) OBP: 0.336, SLG: 0.511										0	0	0	1	0	0	0
John Smiley, L (7, 1) OBP: 0.143, SLG: 0.286										0	0	0	0	0	0	0
Tim Drummond, R (8, 1)										0	0	0	0	0	0	0
Al Pedrique, R (8, PH) OBP: 0.345, SLG: 0.360										0	0	0	0	0	0	0
Jeff Robinson, R (9, 1) OBP: 0.150, SLG: 0.300										0	0	0	0	0	0	0
Inning Stats	R: 2 E: 0 K: 1 S: 7 H: 2 LOB: 1 BB: 1 P: 11	R: 0 E: 0 K: 1 S: 5 H: 0 LOB: 0 BB: 0 P: 5	R: 0 E: 0 K: 1 S: 6 H: 1 LOB: 1 BB: 0 P: 6	R: 0 E: 0 K: 1 S: 7 H: 2 LOB: 2 BB: 0 P: 7	R: 1 E: 0 K: 0 S: 4 H: 2 LOB: 1 BB: 0 P: 5	R: 1 E: 0 K: 1 S: 7 H: 2 LOB: 1 BB: 0 P: 7	R: 0 E: 1 K: 2 S: 8 H: 0 LOB: 3 BB: 2 P: 16	R: 0 E: 0 K: 0 S: 3 H: 0 LOB: 1 BB: 1 P: 7	R: 0 E: 0 K: 1 S: 5 H: 1 LOB: 1 BB: 1 P: 9	1B: 9 2B: 1 3B: 0 HR: 0		SF: 1 SAC: 1 DP: 2 HBP: 1				

livebaseballscorecards.com

AB	34
R	4
H	10
RBI	4
BB	5
SO	8
LOB	26

WP: 0 PA: 42
PB: 1
SB: 1
CS: 0

PITCHER		IP	WLS	BF	H	R	ER	SO	BB	IBB	HBP	BLK	WP	HR	S	P	ERA	WHIP
Rick Aguilera, R ERA: 3.75	(1, 1)	5.1	W	26	9	4	2	4	1	0	1	0	0	0	32	37	3.38	1.875
Randy Myers, L ERA: 3.8	(6, 1)	2.0		10	0	0	0	3	2	1	0	0	0	0	13	25	0.00	1.000
Roger McDowell, R ERA: 4.15	(8, 1)	1.2	S	6	1	0	0	1	1	0	0	0	0	0	7	11	0.00	1.200

PITCHER	IP	WLS	BF	H	R	ER	SO	BB	IBB	HBP	BLK	WP	HR	S	P	ERA	WHIP

New York Mets @ Pittsburgh Pirates

Three Rivers Stadium, Pittsburgh, PA

Sun Sep 20 1987, 3:33 AM EDT

Att. 19,122 - Unknown

TOP

livebaseballscorecards.com

Batter	1	2	3	4	5	6	7	8	9	10	11	12	13	14	AB	R	H	RBI	BB	SO	LOB
Lenny Dykstra, L (1, 8) OBP: 0.346, SLG: 0.445	0-0 BB E 2B	0-0 6-3			0-0 3-1	0-0 F6		0-0 2-H 2B		0-0 F7		0-0 6-3			6	1	2	1	0	0	2
Bob Ojeda, L (10, 1)															1	0	0	0	0	0	2
Randy Myers, L (14, 1) OBP: 0.286, SLG: 0.286															0	0	0	0	0	0	0
Howard Johnson, S (1, 6) OBP: 0.374, SLG: 0.515	0-0 F7		0-0 4-3		0-0 IHR	4-0 BB		4-0 BB			0-0 F8		0-3 K		5	1	1	1	2	1	1
(7, 5)																					
Keith Hernandez, L (1, 3) OBP: 0.388, SLG: 0.447	4-0 E BB BB		0-0 3-1		0-0 4-3	0-0 4-3		0-0 F7			0-0 1B		0-0 L5		6	0	1	0	1	0	3
Darryl Strawberry, L (1, 9) OBP: 0.396, SLG: 0.588	4-0 E 1-2 2-3 BB		0-0 HR		0-0 F5		0-3 K		4-0 4-3 WP BB		0-3 K		4-0 BB		4	1	1	1	3	2	1
Kevin McReynolds, R (1, 7) OBP: 0.319, SLG: 0.484	0-0 E5 G4-6-3 1-2 2-3 3-H		0-0 F3			0-0 1B S HR 1B	0-3 K		0-0 P6		0-3 K		0-0 F9		7	1	1	1	0	2	5
Dave Magadan, L (1, 5) OBP: 0.399, SLG: 0.462	0-0 G4-6-3 1-2f			0-0 F7		0-0 HR 1-3 1B	0-0 1B		0-0 4-3 1-3			0-0 WP 2B 1B		0-0 F8	4	1	2	0	0	0	3
Rafael Santana, R (7, 6) OBP: 0.307, SLG: 0.358															2	0	1	0	0	0	1
Keith Miller, R (12, PR) OBP: 0.386, SLG: 0.500															0	1	0	0	0	0	0
Bill Almon, R (12, 6) OBP: 0.333, SLG: 0.304															1	0	0	0	0	0	0
Tim Teufel, R (1, 4) OBP: 0.407, SLG: 0.555		0-0 5-3		0-0 F7		0-0 HR 1-H 3-H	0-0 F6		0-0 6-3			0-0 1-H 2B		0-0 5-3	7	1	2	4	0	0	2
Barry Lyons, R (1, 2) OBP: 0.288, SLG: 0.383		0-0 4-3		0-0 1B		0-0 3B		0-3 K		0-0 P6		0-0 6-3		0-3 K	7	0	2	0	0	2	2
Sid Fernandez, L (1, 1) OBP: 0.182, SLG: 0.238		0-0 2B		0-0 1-3		0-3 K		0-0 2B 2B		0-0 6-3		0-0 F8			3	0	1	0	0	1	2
Jesse Orosco, R (7, 1)															0	0	0	0	0	0	0
Lee Mazzilli, S (8, PH) OBP: 0.333, SLG: 0.429															1	1	1	0	0	0	0
Roger McDowell, R (8, 1) OBP: 0.000, SLG: 0.308															0	0	0	0	0	0	0
Mookie Wilson, S (10, PH) OBP: 0.363, SLG: 0.466															2	0	0	0	0	0	2
(10, 8)																					

Inning Stats	R: 1 E: 1 K: 0 S: 4	H: 1 LOB: 2 BB: 2 P: 12	R: 0 E: 0 K: 0 S: 4	H: 1 LOB: 1 BB: 0 P: 4	R: 1 E: 0 K: 0 S: 4	H: 1 LOB: 0 BB: 0 P: 4	R: 0 E: 0 K: 0 S: 4	H: 1 LOB: 1 BB: 0 P: 4	R: 1 E: 0 K: 0 S: 4	H: 1 LOB: 0 BB: 0 P: 4	R: 3 E: 0 K: 1 S: 9	H: 4 LOB: 2 BB: 1 P: 13	R: 0 E: 0 K: 2 S: 8	H: 1 LOB: 1 BB: 0 P: 8	R: 1 E: 0 K: 1 S: 6	H: 2 LOB: 1 BB: 1 P: 10	R: 0 E: 0 K: 0 S: 3	H: 0 LOB: 1 BB: 1 P: 7	R: 0 E: 0 K: 0 S: 3	H: 0 LOB: 0 BB: 0 P: 3	R: 0 E: 0 K: 2 S: 8	H: 1 LOB: 1 BB: 0 P: 8	R: 1 E: 0 K: 0 S: 5	H: 2 LOB: 2 BB: 0 P: 5	R: 0 E: 0 K: 1 S: 5	H: 0 LOB: 1 BB: 1 P: 9	R: 0 E: 0 K: 1 S: 5	H: 0 LOB: 0 BB: 0 P: 5	1B: 6 2B: 5 3B: 1 HR: 3	SF: 0 SAC: 0 DP: 1 HBP: 0	WP: 2 PB: 0 SB: 1 CS: 0	PA: 62

PITCHER		IP	WLS	BF	H	R	ER	SO	BB	IBB	HBP	BLK	WP	HR	S	P	ERA	WHIP
Mike Bielecki, R ERA: 3.6	(1, 1)	5.0		26	9	6	6	0	2	0	0	0	0	2	24	32	10.80	2.200
Bob Kipper, L ERA: 5.79	(6, 1)	2.0		8	1	0	0	3	1	0	0	0	0	0	13	17	0.00	1.000
Bob Walk, R ERA: 3.55	(8, 1)	0.2		4	2	1	1	1	1	0	0	0	0	0	5	9	13.50	4.500
Bob Patterson, L ERA: 6.42	(8, 1)	0.1		2	0	0	0	0	1	0	0	0	0	0	1	5	0.00	3.000
Jim Gott, R ERA: 3.38	(9, 1)	3.0		10	1	0	0	2	0	0	0	0	1	0	14	14	0.00	0.333
Tim Drummond, R ERA: 2.08	(12, 1)	1.1		6	2	1	1	1	0	0	0	0	1	0	8	8	6.75	1.500
John Smiley, L ERA: 5.45	(13, 1)	1.2	W	6	0	0	0	1	1	0	0	0	0	0	7	11	0.00	0.600

AB	56
R	8
H	15
RBI	8
BB	6
SO	8
LOB	26

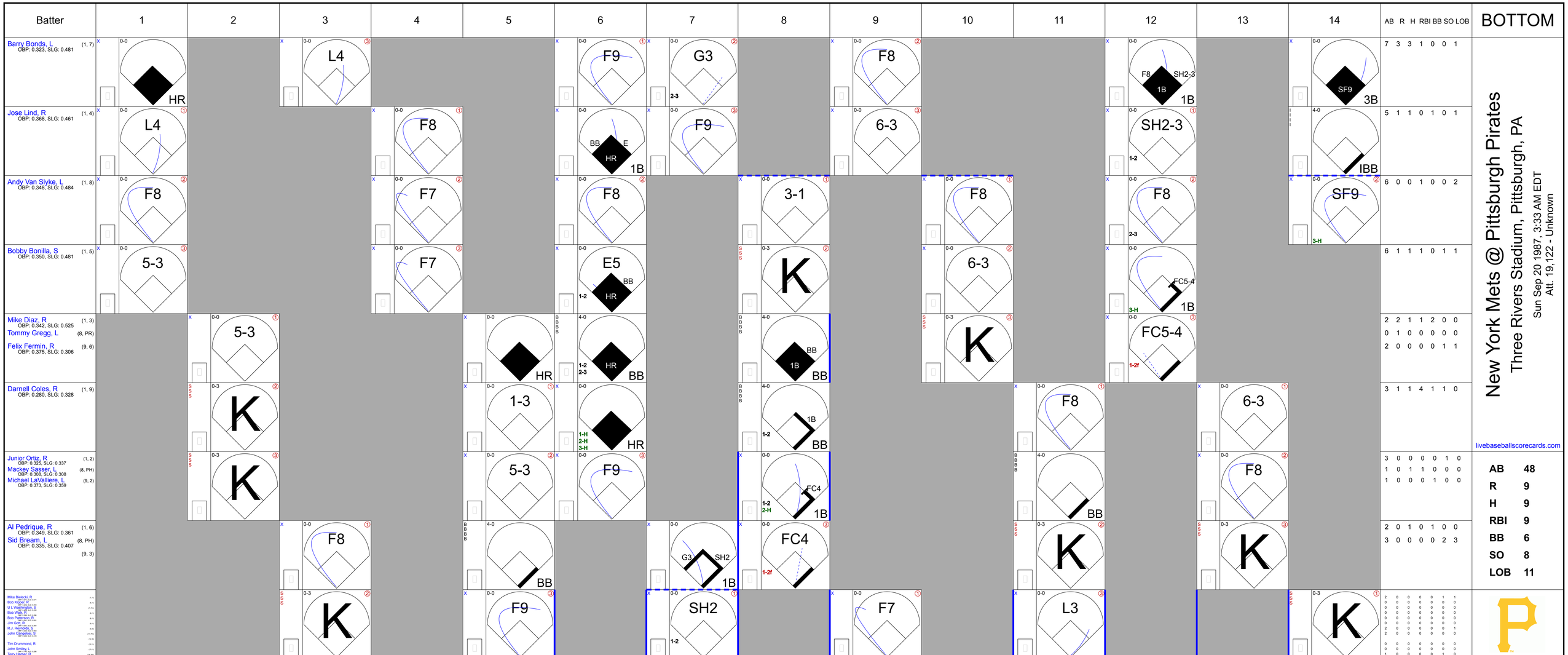
Batter
1
2
3
4
5
6
7
8
9
10
11
12
13
14
AB R H RBI BB SO LOB
BOTTOM
Barry Bonds, L (1, 7) OBP: 0.323, SLG: 0.481
HR
L4
F9
G3
F8
SH2-3
1B
SF9
3B
7 3 3 1 0 0 1
Jose Lind, R (1, 4) OBP: 0.368, SLG: 0.461
L4
F8
BB E
HR
1B
F9
6-3
SH2-3
IBB
5 1 1 0 1 0 1
Andy Van Slyke, L (1, 8) OBP: 0.348, SLG: 0.484
F8
F7
F8
3-1
F8
F8
SF9
6 0 0 1 0 0 2
Bobby Bonilla, S (1, 5) OBP: 0.350, SLG: 0.481
5-3
F7
E5
BB
HR
K
6-3
FC5-4
1B
6 1 1 1 0 1 1
Mike Diaz, R (1, 3) OBP: 0.342, SLG: 0.525
Tommy Gregg, L (8, PR)
Felix Fermin, R (9, 6) OBP: 0.375, SLG: 0.306
5-3
HR
HR
BB
BB
1B
BB
K
FC5-4
2 2 1 1 2 0 0
0 1 0 0 0 0 0
2 0 0 0 0 1 1
Darnell Coles, R (1, 9) OBP: 0.280, SLG: 0.328
K
1-3
HR
BB
1B
BB
F8
6-3
3 1 1 4 1 1 0
Junior Ortiz, R (1, 2) OBP: 0.325, SLG: 0.337
Mackey Sasser, L (8, PH) OBP: 0.308, SLG: 0.308
Michael LaValliere, L (9, 2) OBP: 0.373, SLG: 0.359
K
5-3
F9
FC4
1B
BB
F8
K
3 0 0 0 0 1 0
1 0 1 1 0 0 0
1 0 0 0 1 0 0
Al Pedrique, R (1, 6) OBP: 0.349, SLG: 0.361
Sid Bream, L (8, PH) OBP: 0.335, SLG: 0.407
(9, 3)
F8
BB
G3
SH2
1B
FC4
K
K
2 0 1 0 1 0 0
3 0 0 0 0 2 3
Mike Bielecki, R (1-3) OBP: 0.329, SLG: 0.329
Bob Kipper, R (8-?) OBP: 0.000, SLG: 0.000
U.L. Washington, S (7-PH) OBP: 0.000, SLG: 0.000
Bob Walk, R (8-?) OBP: 0.000, SLG: 0.000
Bob Patterson, R (8-?) OBP: 0.000, SLG: 0.000
Jim Gott, R (8-?) OBP: 0.000, SLG: 0.000
R.J. Reynolds, S (8-?) OBP: 0.000, SLG: 0.000
John Cangelosi, S (1-PH, 9-?) OBP: 0.000, SLG: 0.000
Tim Drummond, R (9-?) OBP: 0.000, SLG: 0.000
John Smiley, L (9-?) OBP: 0.000, SLG: 0.000
Terry Harrison, R (9-?) OBP: 0.000, SLG: 0.000
K
F9
SH2
1B
F7
L3
K
0 0 0 0 0 0 0
0 0 0 0 0 0 0
0 0 0 0 0 0 0
0 0 0 0 0 0 0
0 0 0 0 0 0 0
2 0 0 0 0 1 0
0 0 0 0 0 0 0
1 0 0 0 0 1 0
New York Mets @ Pittsburgh Pirates
Three Rivers Stadium, Pittsburgh, PA
Sun Sep 20 1987, 3:33 AM EDT
Att. 19,122 - Unknown
livebaseballscorecards.com
AB 48
R 9
H 9
RBI 9
BB 6
SO 8
LOB 11
Inning Stats
R: 1 E: 0 K: 0 S: 4
H: 1 LOB: 0 BB: 0 P: 4
R: 0 E: 0 K: 2 S: 7
H: 0 LOB: 0 BB: 0 P: 7
R: 0 E: 0 K: 1 S: 5
H: 0 LOB: 0 BB: 0 P: 5
R: 0 E: 0 K: 0 S: 3
H: 0 LOB: 0 BB: 0 P: 3
R: 1 E: 0 K: 0 S: 4
H: 1 LOB: 1 BB: 1 P: 8
R: 4 E: 1 K: 0 S: 6
H: 2 LOB: 0 BB: 1 P: 10
R: 0 E: 0 K: 0 S: 4
H: 1 LOB: 1 BB: 0 P: 4
R: 1 E: 0 K: 1 S: 6
H: 1 LOB: 2 BB: 2 P: 14
R: 0 E: 0 K: 0 S: 3
H: 0 LOB: 0 BB: 0 P: 3
R: 0 E: 0 K: 1 S: 5
H: 0 LOB: 0 BB: 0 P: 5
R: 0 E: 0 K: 1 S: 5
H: 0 LOB: 1 BB: 1 P: 9
R: 1 E: 0 K: 0 S: 5
H: 2 LOB: 1 BB: 0 P: 5
R: 0 E: 0 K: 1 S: 5
H: 0 LOB: 0 BB: 0 P: 5
R: 1 E: 0 K: 1 S: 5
H: 1 LOB: 1 BB: 1 P: 9
1B: 5 2B: 0 3B: 1 HR: 3
SF: 1 SAC: 2 DP: 0 HBP: 0
WP: 0 PB: 0 SB: 0 CS: 0
PA: 57
PITCHER IP WLS BF H R ER SO BB IBB HBP BLK WP HR S P ERA WHIP
Sid Fernandez, L (1, 1) ERA: 3.58 6.0 26 5 6 2 3 2 0 0 0 0 3 30 38 3.00 1.167
Jesse Orosco, L (7, 1) ERA: 4.44 1.0 3 0 0 0 0 0 0 0 0 0 0 3 3 0.00 0.000
Roger McDowell, R (8, 1) ERA: 4.15 2.0 9 1 1 1 1 2 0 0 0 0 0 9 17 4.50 1.500
Bob Ojeda, L (10, 1) ERA: 4.02 4.1 L 18 3 2 2 4 1 1 0 0 0 0 24 32 4.15 0.923
Randy Myers, L (14, 1) ERA: 3.78 0.1 1 0 0 0 0 0 0 0 0 0 0 1 1 0.00 0.000

Batter	1	2	3	4	5	6	7	8	9	AB	R	H	RBI	BB	SO	LOB
Lenny Dykstra, L (1, 8) OBP: 0.349, SLG: 0.452	5-3 1B 2B	FC5-4 1-3 1B		K			F9		HR 2B	5	2	3	0	0	1	1
Tim Teufel, R (1, 4) OBP: 0.403, SLG: 0.559	5-3 2-3	FC5-4 1-2f			F6			L7	HR 2-H	5	1	1	2	0	0	3
Keith Hernandez, L (1, 3) OBP: 0.386, SLG: 0.445	BB 3-H 1B		F7		F8			G3	F9	5	0	1	1	0	0	0
Darryl Strawberry, L (1, 9) OBP: 0.397, SLG: 0.587	B B B B BB 1-2		S 1B		4-3			1B S HR 1B	F8	4	1	2	0	1	0	0
Kevin McReynolds, R (1, 7) OBP: 0.318, SLG: 0.480	S S S K		F7			F6		1B 1-2 HR IBB	S S S K	4	1	0	0	1	2	3
Gary Carter, R (1, 2) OBP: 0.296, SLG: 0.401	F9		6-3 1-2			F8		1-2 2-3 HR 1B		4	1	1	0	0	0	3
Howard Johnson, S (1, 5) OBP: 0.375, SLG: 0.523		P3		F7 2B		F8		1-H 2-H 3-H HR		4	1	2	4	0	0	0
Rafael Santana, R (1, 6) OBP: 0.307, SLG: 0.357		4-3		F7 2-3			4-3	1B		4	0	1	0	0	0	1
Dwight Gooden, R (1, 1) OBP: 0.222, SLG: 0.226		1B 1B		F6			6-3	4-3		4	0	1	0	0	0	2
Inning Stats	R: 1 E: 0 K: 1 S: 7 H: 2 LOB: 2 BB: 1 P: 11	R: 0 E: 0 K: 0 S: 5 H: 2 LOB: 2 BB: 0 P: 5	R: 0 E: 0 K: 0 S: 4 H: 1 LOB: 1 BB: 0 P: 4	R: 0 E: 0 K: 1 S: 6 H: 1 LOB: 1 BB: 0 P: 6	R: 0 E: 0 K: 0 S: 3 H: 0 LOB: 0 BB: 0 P: 3	R: 0 E: 0 K: 0 S: 3 H: 0 LOB: 0 BB: 0 P: 3	R: 0 E: 0 K: 0 S: 3 H: 0 LOB: 0 BB: 0 P: 3	R: 4 E: 0 K: 0 S: 7 H: 4 LOB: 1 BB: 1 P: 11	R: 2 E: 0 K: 1 S: 7 H: 2 LOB: 0 BB: 0 P: 7	1B: 7 2B: 3 3B: 0 HR: 2 SF: 0 SAC: 0 DP: 0 HBP: 0							

TOP

New York Mets @ Chicago Cubs

Wrigley Field, Chicago, IL

Mon Sep 21 1987, 3:33 AM CDT

Att. 8,229 - Unknown

livebaseballscorecards.com

AB	39
R	7
H	12
RBI	7
BB	2
SO	3
LOB	13

WP: 0 PB: 0 SB: 2 CS: 0 PA: 41

PITCHER		IP	WLS	BF	H	R	ER	SO	BB	IBB	HBP	BLK	WP	HR	S	P	ERA	WHIP
Les Lancaster, R ERA: 4.93	(1, 1)	7.2	L	33	8	4	4	2	1	1	0	0	0	0	35	43	4.70	1.174
Ed Lynch, R ERA: 5.11	(8, 1)	0.1		3	2	1	1	0	0	0	0	0	0	1	3	3	27.00	6.000
Drew Hall, L ERA: 7.67	(9, 1)	1.0		5	2	2	2	1	0	0	0	0	0	1	7	7	18.00	2.000

PITCHER	IP	WLS	BF	H	R	ER	SO	BB	IBB	HBP	BLK	WP	HR	S	P	ERA	WHIP

Batter	1	2	3	4	5	6	7	8	9	AB	R	H	RBI	BB	SO	LOB
Dave Martinez, L (1, 8) OBP: 0.373, SLG: 0.424	S S S 0-3 K ①		x 0-0 23 S 1B		S S S 0-3 K ③			x 0-0 L8 ①		4	0	1	0	0	2	2
23 Ryne Sandberg, R (1, 4) OBP: 0.371, SLG: 0.450	x 0-0 4-3 ②		S S S 0-3 K ③ 1-2			x 0-0 G3 S FC3-2-5-2 1B		x 0-0 1-2 1B		4	0	2	0	0	1	1
Rafael Palmeiro, L (1, 7) OBP: 0.306, SLG: 0.487	x 0-0 F7 ③			x 0-0 HR		x 0-0 G3 ① 1-3		S S S 0-3 K ②		4	1	1	1	0	1	3
Andre Dawson, R (1, 9) OBP: 0.328, SLG: 0.567		x 0-0 4-3 ①		x 0-0 G3 ①		x 0-0 FC3-2-5-2 ② 3-H		x 0-0 F9 ③		4	0	0	0	0	0	3
Leon Durham, L (1, 3) OBP: 0.348, SLG: 0.520		x 0-0 G3 ②		x 0-0 G3 ②		S S S 0-3 K ③			S S S 0-3 K ①	4	0	0	0	0	2	1
Keith Moreland, R (1, 5) OBP: 0.306, SLG: 0.453		x 0-0 1B		x 0-0 F9 ③			x 0-0 6-3 ①		x 0-0 F8 ②	4	0	1	0	0	0	0
Mike Brumley, S (1, 6) OBP: 0.240, SLG: 0.270	S S S 0-3 K ③				x 0-0 S 1B		x 0-0 F8 ②		x 0-0 6-3 ③	4	0	1	0	0	1	1
Damon Berryhill, S (1, 2) OBP: 0.286, SLG: 0.091			x 0-0 F2 ①		x 0-0 F7 ① 1-2		S S S 0-3 K ③			3	0	0	0	0	1	1
Les Lancaster, R (1, 1) OBP: 0.114, SLG: 0.116 Ed Lynch, R (8, 1) OBP: 0.188, SLG: 0.188 Luis Quinones, S (8, PH) OBP: 0.286, SLG: 0.281 Drew Hall, L (9, 1)			x 0-0 F8 ②		S S S 0-3 K ②			x 0-0 23 1B 1B		2	0	0	0	0	1	1
										0	0	0	0	0	0	0
										1	0	1	0	0	0	0
										0	0	0	0	0	0	0
Inning Stats	R: 0 E: 0 K: 1 S: 5 H: 0 LOB: 0 BB: 0 P: 5	R: 0 E: 0 K: 1 S: 6 H: 1 LOB: 1 BB: 0 P: 6	R: 0 E: 0 K: 1 S: 6 H: 1 LOB: 1 BB: 0 P: 6	R: 1 E: 0 K: 0 S: 4 H: 1 LOB: 0 BB: 0 P: 4	R: 0 E: 0 K: 2 S: 8 H: 1 LOB: 1 BB: 0 P: 8	R: 0 E: 0 K: 1 S: 6 H: 1 LOB: 1 BB: 0 P: 6	R: 0 E: 0 K: 1 S: 5 H: 0 LOB: 0 BB: 0 P: 5	R: 0 E: 0 K: 1 S: 7 H: 2 LOB: 2 BB: 0 P: 7	R: 0 E: 0 K: 1 S: 5 H: 0 LOB: 0 BB: 0 P: 5	1B: 6 2B: 0 3B: 0 HR: 1	SF: 0 SAC: 0 DP: 0 HBP: 0						

PITCHER	IP	WLS	BF	H	R	ER	SO	BB	IBB	HBP	BLK	WP	HR	S	P	ERA	WHIP
Dwight Gooden, R (1, 1) ERA: 3.01	9.0	W	34	7	1	1	9	0	0	0	0	0	1	52	52	1.00	0.778

PITCHER	IP	WLS	BF	H	R	ER	SO	BB	IBB	HBP	BLK	WP	HR	S	P	ERA	WHIP

New York Mets @ Chicago Cubs

Wrigley Field, Chicago, IL

Mon Sep 21 1987, 3:33 AM CDT

Att. 8,229 - Unknown

BOTTOM

livebaseballscorecards.com

AB	34
R	1
H	7
RBI	1
BB	0
SO	9
LOB	13

WP: 0 PB: 0 SB: 3 CS: 0 PA: 34

Batter	1	2	3	4	5	6	7	8	9	AB	R	H	RBI	BB	SO	LOB
Lenny Dykstra, L (1, 8) OBP: 0.352, SLG: 0.460	2B		K		1-3 2B		FC6 1B			4	1	3	0	0	1	0
Tim Teufel, R (1, 4) OBP: 0.398, SLG: 0.551	K		K		4-3		1-2f FC6			4	0	0	0	0	2	4
Keith Hernandez, L (1, 3) OBP: 0.385, SLG: 0.443	2B FC5-2 BB		G3		F9			K		3	0	0	0	1	1	2
Darryl Strawberry, L (1, 9) OBP: 0.398, SLG: 0.588	FC5-2 1-3 2-H 2B			G3	G3			S 1B		4	0	2	1	0	0	0
Kevin McReynolds, R (1, 7) OBP: 0.318, SLG: 0.484	FC5-2 S 2-3 3-H			5-3	HR			F8 1-2		4	1	1	1	0	0	3
Gary Carter, R (1, 2) OBP: 0.296, SLG: 0.400	P4 1-2			1B	G3			4-3		4	0	1	0	0	0	3
Howard Johnson, S (1, 5) OBP: 0.374, SLG: 0.520		P4		G3	G3				BB G3	3	0	0	0	1	0	1
Rafael Santana, R (1, 6) OBP: 0.307, SLG: 0.357 Dave Magadan, L (9, PH) OBP: 0.397, SLG: 0.459		6-3			2B 1B		6-3		G3 1-2f	3 1	0 0	1 0	0 0	0 0	0 0	0 1
David Cone, L (1, 1) OBP: 0.100, SLG: 0.103 Jesse Orosco, R (7, 1) Roger McDowell, R (8, 1) OBP: 0.286, SLG: 0.308 Mookie Wilson, S (9, PH) OBP: 0.362, SLG: 0.465		6-3			B5		G3		K	3 0 0 1	0 0 0 0	0 0 0 0	0 0 0 0	0 0 0 0	0 0 0 1	1 0 0 0
Inning Stats	R: 1 E: 0 K: 1 S: 7 H: 2 LOB: 2 BB: 1 P: 11	R: 0 E: 0 K: 0 S: 3 H: 0 LOB: 0 BB: 0 P: 3	R: 0 E: 0 K: 2 S: 7 H: 0 LOB: 0 BB: 0 P: 7	R: 0 E: 0 K: 0 S: 4 H: 1 LOB: 1 BB: 0 P: 4	R: 0 E: 0 K: 0 S: 5 H: 2 LOB: 2 BB: 0 P: 5	R: 1 E: 0 K: 0 S: 4 H: 1 LOB: 0 BB: 0 P: 4	R: 0 E: 0 K: 0 S: 4 H: 1 LOB: 1 BB: 0 P: 4	R: 0 E: 0 K: 1 S: 6 H: 1 LOB: 1 BB: 0 P: 6	R: 0 E: 0 K: 1 S: 4 H: 0 LOB: 0 BB: 1 P: 8	1B: 4 2B: 3 3B: 0 HR: 1 SF: 0 SAC: 0 DP: 1 HBP: 0						

PITCHER	IP	WLS	BF	H	R	ER	SO	BB	IBB	HBP	BLK	WP	HR	S	P	ERA	WHIP
Rick Sutcliffe, R (1, 1) ERA: 3.59	9.0	W	36	8	2	2	5	2	0	0	0	0	1	44	52	2.00	1.111

PITCHER	IP	WLS	BF	H	R	ER	SO	BB	IBB	HBP	BLK	WP	HR	S	P	ERA	WHIP

TOP

New York Mets @ Chicago Cubs

Wrigley Field, Chicago, IL

Tue Sep 22 1987, 3:33 AM CDT

Att. 11,672 - Unknown

livebaseballscorecards.com

AB	34
R	2
H	8
RBI	2
BB	2
SO	5
LOB	15

WP: 0 PB: 0 SB: 2 CS: 0 PA: 36

Batter	1	2	3	4	5	6	7	8	9	AB	R	H	RBI	BB	SO	LOB
Dave Martinez, L (1, 8) (8, 7) OBP: 0.373, SLG: 0.423	F7	BBBB 23 CS BB			4-3		23 1B 1B 2-H	G3		4	0	1	1	1	0	1
23 Ryne Sandberg, R (1, 4) OBP: 0.372, SLG: 0.450	BB 2B 1B	SSS K 1-2			F9		FC5-4 1B 1-2			4	1	2	0	0	1	2
Rafael Palmeiro, L (1, 7) OBP: 0.311, SLG: 0.487 Bob Dernier, R (7, PH) OBP: 0.394, SLG: 0.517 (8, 8)	BBBB 1-2 2B BB	4-3				FC5-4 1B	FC5-4 1-2f			2 1	0 0	1 0	0 0	1 0	0 0	0 2
Andre Dawson, R (1, 9) OBP: 0.330, SLG: 0.568	1B 2B 1-H 2-H	SSS K	SSS K		SSS K			1B WP 1B		4	2	2	1	0	2	1
Leon Durham, L (1, 3) OBP: 0.349, SLG: 0.519	BBBB 1B BB	SSS K			F9			WP IBB FC6-2 1B 1-3		3	0	1	0	1	1	1
Keith Moreland, R (1, 5) OBP: 0.307, SLG: 0.453	1-2 3-H 1B		1-3	FC5-4 1-2f				FC6-2 WP 1B IBB 1-2		3	1	1	1	1	0	1
Jody Davis, R (1, 2) OBP: 0.337, SLG: 0.430 Chico Walker, S (7, PR) OBP: 0.265, SLG: 0.238 Jim Sundberg, R (8, 2) OBP: 0.313, SLG: 0.313 Jerry Mumphrey, S (8, PH) OBP: 0.400, SLG: 0.536 Damon Berryhill, S (9, 2) OBP: 0.286, SLG: 0.091	4-3		SSS K				SH3-4 1B 1B	FC6-2 1B IBB 1-2 2-3 3-H		3 0 0 0 0	0 1 0 1 0	1 0 0 0 0	0 0 0 1 0	1 0 0 0 0	2 0 0 0 0	2 0 0 0 0
Shawon Dunston, R (1, 6) OBP: 0.269, SLG: 0.366	E5 SH1-4		5-3				SSS K	FC6-2 1B 1-2 2-3 3-Hf		4	0	0	0	0	1	4
Rick Sutcliffe, L (1, 1) OBP: 0.214, SLG: 0.224	SH1-4 1-3			L8			SH3-4 1-2	1B 1-3 2-H 3-H		2	0	1	2	0	0	0
Inning Stats	R: 2 E: 0 K: 0 S: 5 H: 3 LOB: 2 BB: 2 P: 13	R: 0 E: 1 K: 1 S: 5 H: 0 LOB: 2 BB: 1 P: 9	R: 0 E: 0 K: 2 S: 7 H: 0 LOB: 0 BB: 0 P: 7	R: 0 E: 0 K: 1 S: 5 H: 0 LOB: 0 BB: 0 P: 5	R: 0 E: 0 K: 0 S: 3 H: 0 LOB: 0 BB: 0 P: 3	R: 0 E: 0 K: 1 S: 6 H: 1 LOB: 1 BB: 0 P: 6	R: 1 E: 0 K: 1 S: 8 H: 3 LOB: 2 BB: 0 P: 8	R: 3 E: 0 K: 0 S: 5 H: 3 LOB: 1 BB: 2 P: 13		1B: 9 2B: 2 3B: 0 HR: 0	SF: 0 SAC: 2 DP: 1 HBP: 0			WP: 1 PB: 0 SB: 0 CS: 1	PA: 37		

New York Mets @ Chicago Cubs

Wrigley Field, Chicago, IL

Tue Sep 22 1987, 3:33 AM CDT

Att. 11,672 - Unknown

BOTTOM

livebaseballscorecards.com

AB	30
R	6
H	10
RBI	5
BB	5
SO	6
LOB	14

PITCHER		IP	WLS	BF	H	R	ER	SO	BB	IBB	HBP	BLK	WP	HR	S	P	ERA	WHIP
David Cone, R ERA: 3.84	(1, 1)	6.2	L	28	6	3	3	6	3	0	0	0	0	0	37	49	4.05	1.350
Jesse Orosco, L ERA: 4.67	(7, 1)	0.1		4	3	2	2	0	0	0	0	0	0	0	4	4	54.00	9.000
Roger McDowell, R ERA: 4.21	(8, 1)	1.0		5	1	1	1	0	0	2	0	0	1	0	3	11	9.00	1.000

PITCHER	IP	WLS	BF	H	R	ER	SO	BB	IBB	HBP	BLK	WP	HR	S	P	ERA	WHIP

Batter	1	2	3	4	5	6	7	8	9	AB	R	H	RBI	BB	SO	LOB
Tim Raines, S (1, 7) OBP: 0.428, SLG: 0.535	1B 3B		SH1 SF9 2B		1B 2-3 1B		S 1B		BBBB 2-3 BB	4	2	4	0	1	0	0
Mitch Webster, S (1, 9) OBP: 0.362, SLG: 0.434	K		SH1 2-3		1-2 3-H 1B		K 1-2		K	4	0	1	1	0	3	4
Hubie Brooks, R (1, 6) OBP: 0.297, SLG: 0.415	3-H 1B		SF9 3-H		F9			FC4-6 1B		3	0	2	2	0	0	2
Tim Wallach, R (1, 5) OBP: 0.344, SLG: 0.516	K		F7		K			K		4	0	0	0	0	3	4
Andres Galarraga, R (1, 3) OBP: 0.366, SLG: 0.468	K			K		CS BB		FC4-6 CS 1-2f		3	0	0	0	1	2	2
Reid Nichols, R (1, 8) OBP: 0.347, SLG: 0.450		F8		L6		F8		K 1-2		3	0	0	0	0	0	1
Herm Winningham, L (8, PH) OBP: 0.309, SLG: 0.356										0	0	0	0	0	0	0
Dave Engle, R (8, PH) OBP: 0.286, SLG: 0.321										1	0	0	0	0	1	1
Casey Candaele, S (8, 8) OBP: 0.329, SLG: 0.346										0	0	0	0	0	0	0
Vance Law, R (1, 4) OBP: 0.356, SLG: 0.435		L7		K		F6 1-2			WP 5-3 1B	4	0	1	0	0	1	1
Tom Romano, R (9, PR)										0	0	0	0	0	0	0
Mike Fitzgerald, R (1, 2) OBP: 0.349, SLG: 0.323		E6			1B SH5-4 1B BB		F9		K	3	1	0	0	1	1	1
Bryn Smith, R (1, 1) OBP: 0.156, SLG: 0.214		G3			SH5-4 1-2		G3		5-3 1-2	1	0	0	0	0	0	1
Jeff Parrett, R (6, 1)										0	0	0	0	0	0	0
Tom Foley, L (7, PH) OBP: 0.330, SLG: 0.448										1	0	0	0	0	0	0
Joe Hesketh, R (7, 1)										0	0	0	0	0	0	0
Wallace Johnson, S (9, PH) OBP: 0.274, SLG: 0.338										1	0	0	0	0	0	1
Inning Stats	R: 1 E: 0 K: 3 S: 11 H: 2 LOB: 1 BB: 0 P: 11	R: 0 E: 1 K: 0 S: 4 H: 0 LOB: 1 BB: 0 P: 4	R: 1 E: 0 K: 0 S: 4 H: 1 LOB: 0 BB: 0 P: 4	R: 0 E: 0 K: 2 S: 7 H: 0 LOB: 0 BB: 0 P: 7	R: 1 E: 0 K: 1 S: 7 H: 2 LOB: 2 BB: 1 P: 11	R: 0 E: 0 K: 0 S: 2 H: 0 LOB: 0 BB: 1 P: 6	R: 0 E: 0 K: 1 S: 6 H: 1 LOB: 1 BB: 0 P: 6	R: 0 E: 0 K: 2 S: 8 H: 1 LOB: 1 BB: 0 P: 8	R: 0 E: 0 K: 2 S: 8 H: 1 LOB: 2 BB: 1 P: 12	1B: 6 2B: 1 3B: 1 HR: 0	SF: 1 SAC: 2 DP: 0 HBP: 0					

PITCHER	IP	WLS	BF	H	R	ER	SO	BB	IBB	HBP	BLK	WP	HR	S	P	ERA	WHIP
John Candelaria, L (1, 1) ERA: 5.01	6.0	W	25	5	3	3	6	2	0	0	0	0	0	35	43	4.50	1.167
Terry Leach, R (7, 1) ERA: 3.39	1.2		7	2	0	0	2	0	0	0	0	0	0	11	11	0.00	1.200
Randy Myers, L (8, 1) ERA: 3.76	0.1		1	0	0	0	1	0	0	0	0	0	0	3	3	0.00	0.000
Roger McDowell, R (9, 1) ERA: 4.16	1.0	S	5	1	0	0	2	1	0	0	0	1	0	8	12	0.00	2.000

PITCHER	IP	WLS	BF	H	R	ER	SO	BB	IBB	HBP	BLK	WP	HR	S	P	ERA	WHIP

TOP

Montreal Expos @ New York Mets

Shea Stadium, Flushing, NY

Wed Sep 23 1987, 7:05 PM EDT

Att. 41,050 - Unknown

livebaseballscorecards.com

AB	32
R	3
H	8
RBI	3
BB	3
SO	11
LOB	18

WP: 1	PA: 38		
PB: 0			
SB: 1			
CS: 2			

Batter	1	2	3	4	5	6	7	8	9	AB	R	H	RBI	BB	SO	LOB
Lenny Dykstra, L (1, 8) OBP: 0.349, SLG: 0.456	L6		3-1 (1-2)		F8		6-3			4	0	0	0	0	0	1
Howard Johnson, S (1, 5) OBP: 0.372, SLG: 0.516	4-3		F7			F5	6-3			4	0	0	0	0	0	1
Keith Hernandez, L (1, 3) OBP: 0.385, SLG: 0.441	F8			F8		1B, 2B, 1B	K (SSS)			4	1	1	0	0	1	0
Darryl Strawberry, L (1, 9) OBP: 0.399, SLG: 0.588		G3		S, 1B, 1B		2B, 1B, 1B (1-2)		6-3		4	2	2	0	0	0	0
Kevin McReynolds, R (1, 7) OBP: 0.317, SLG: 0.484 Roger McDowell, R (9, 1) OBP: 0.286, SLG: 0.308		F9		F8 (1-2)		1B, 2B (1-3, 2-H)		5-3		4 0	1 0	1 0	1 0	0 0	0 0	1 0
Gary Carter, R (1, 2) OBP: 0.301, SLG: 0.404		1B		1B (2-H)		WP, BB, 1B (2-H, 3-H)		1B		4	0	4	3	0	0	0
Tim Teufel, R (1, 4) OBP: 0.396, SLG: 0.545		K (SSS)		K (SSS)		WP, BB (BBBB, 1-2)		L8		3	0	0	0	1	2	3
Rafael Santana, R (1, 6) OBP: 0.305, SLG: 0.354			F7		5-3	F4 (1-2, 2-3)				3	0	0	0	0	0	2
John Candelaria, L (1, 1) OBP: 0.333, SLG: 0.333 Dave Magadan, L (6, PH) OBP: 0.395, SLG: 0.457 Terry Leach, R (7, 1) OBP: 0.114, SLG: 0.061 Randy Myers, L (8, 1) OBP: 0.286, SLG: 0.286 Mookie Wilson, S (9, 7) OBP: 0.362, SLG: 0.465			3-1, 1B		1-3	4-3				2 1 0 0 0	0 0 0 0 0	1 0 0 0 0	0 0 0 0 0	0 0 0 0 0	0 0 0 0 0	0 2 0 0 0
Inning Stats	R: 0 E: 0 K: 0 S: 3 H: 0 LOB: 0 BB: 0 P: 3	R: 0 E: 0 K: 1 S: 6 H: 1 LOB: 1 BB: 0 P: 6	R: 0 E: 0 K: 0 S: 4 H: 1 LOB: 1 BB: 0 P: 4	R: 1 E: 0 K: 1 S: 7 H: 2 LOB: 1 BB: 0 P: 7	R: 0 E: 0 K: 0 S: 3 H: 0 LOB: 0 BB: 0 P: 3	R: 3 E: 0 K: 0 S: 7 H: 4 LOB: 2 BB: 1 P: 11	R: 0 E: 0 K: 1 S: 5 H: 0 LOB: 0 BB: 0 P: 5	R: 0 E: 0 K: 0 S: 4 H: 1 LOB: 1 BB: 0 P: 4		1B: 8 2B: 1 3B: 0 HR: 0 SF: 0 SAC: 0 DP: 0 HBP: 0						

PITCHER		IP	WLS	BF	H	R	ER	SO	BB	IBB	HBP	BLK	WP	HR	S	P	ERA	WHIP
Bryn Smith, R ERA: 4.36	(1, 1)	5.1	L	23	7	4	4	2	0	0	0	0	0	0	27	27	6.75	1.312
Jeff Parrett, R ERA: 4.17	(6, 1)	0.2		4	1	0	0	0	1	0	0	0	1	0	3	7	0.00	3.000
Joe Hesketh, L ERA: 3.0	(7, 1)	2.0		7	1	0	0	1	0	0	0	0	0	0	9	9	0.00	0.500

PITCHER	IP	WLS	BF	H	R	ER	SO	BB	IBB	HBP	BLK	WP	HR	S	P	ERA	WHIP

BOTTOM

Montreal Expos @ New York Mets

Shea Stadium, Flushing, NY

Wed Sep 23 1987, 7:05 PM EDT

Att. 41,050 - Unknown

livebaseballscorecards.com

AB	33
R	4
H	9
RBI	4
BB	1
SO	3
LOB	10

PA: 34

Batter	1	2	3	4	5	6	7	8	9	AB	R	H	RBI	BB	SO	LOB
Tim Raines, S (1, 7) OBP: 0.426, SLG: 0.530	1-3		HBP		F8	F7		K		4	0	0	0	0	1	2
Mitch Webster, S (1, 9) OBP: 0.364, SLG: 0.435	1B		F9		WP 2B BB	2-H 1B		F8		4	1	2	1	1	0	2
Hubie Brooks, R (1, 6) OBP: 0.296, SLG: 0.415	K		F2		WP HR 1-H 2B	G3			K	5	1	1	1	0	2	3
Tim Wallach, R (1, 5) OBP: 0.343, SLG: 0.514	F6		F5		F9		K		G6-3 1B	5	0	1	0	0	1	3
Andres Galarraga, R (1, 3) OBP: 0.368, SLG: 0.474		1B S BB		FC3-6 1B	2-H HR		K		G6-3 1-2f	4	1	2	2	1	1	1
Tom Foley, L (1, 4) OBP: 0.332, SLG: 0.449		K 1-2		FC3-6 1B 1-2f SF9	1B		1B			4	1	2	0	0	1	2
Herm Winningham, L (1, 8) OBP: 0.311, SLG: 0.358		2-3 1B		1-3 1B	L6		K			4	0	2	0	0	1	2
Jeff Reed, L (1, 2) OBP: 0.248, SLG: 0.275		K		SF9 3-H	SH1-3 1B 1B			6-3		3	1	1	1	0	1	2
Dennis Martinez, R (1, 1) OBP: 0.128, SLG: 0.068		K		F8	SH1-3 1-2			2B		2	0	0	0	0	1	3
Jack Daugherty, S (6, PH)										0	0	0	0	0	0	0
Andy McGaffigan, R (6, 1)										0	0	0	0	0	0	0
Reid Nichols, R (8, PH) OBP: 0.351, SLG: 0.462										1	0	1	0	0	0	0
Tim Burke, R (8, 1)										0	0	0	0	0	0	0
Bob McClure, R (9, 1)										0	0	0	0	0	0	0
Randy St. Claire, R (9, 1) OBP: 0.333, SLG: 0.333										0	0	0	0	0	0	0
Inning Stats	R: 0 E: 0 K: 1 S: 6 H: 1 LOB: 1 BB: 0 P: 6	R: 0 E: 0 K: 3 S: 10 H: 1 LOB: 2 BB: 1 P: 14	R: 0 E: 0 K: 0 S: 3 H: 0 LOB: 1 BB: 0 P: 4	R: 1 E: 0 K: 2 S: 5 H: 2 LOB: 1 BB: 0 P: 5	R: 3 E: 0 K: 0 S: 6 H: 3 LOB: 1 BB: 1 P: 10	R: 1 E: 0 K: 0 S: 5 H: 2 LOB: 1 BB: 0 P: 5	R: 0 E: 0 K: 3 S: 10 H: 1 LOB: 1 BB: 0 P: 10	R: 0 E: 0 K: 1 S: 6 H: 1 LOB: 1 BB: 0 P: 6	R: 0 E: 0 K: 1 S: 5 H: 1 LOB: 0 BB: 0 P: 5	1B: 9 2B: 2 3B: 0 HR: 1	SF: 1 SAC: 1 DP: 1 HBP: 1					

TOP

Montreal Expos @ New York Mets

Shea Stadium, Flushing, NY

Thu Sep 24 1987, 7:05 PM EDT

Att. 40,555 - Unknown

livebaseballscorecards.com

AB	36
R	5
H	12
RBI	5
BB	2
SO	9
LOB	20

PITCHER		IP	WLS	BF	H	R	ER	SO	BB	IBB	HBP	BLK	WP	HR	S	P	ERA	WHIP
Rick Aguilera, R ERA: 3.92	(1, 1)	5.0	L	25	7	4	4	4	2	0	1	0	2	1	30	39	7.20	1.800
Doug Sisk, R ERA: 3.6	(6, 1)	1.0		5	2	1	1	0	0	0	0	0	0	0	5	5	9.00	2.000
Jeff Innis, R ERA: 3.16	(7, 1)	0.2		3	1	0	0	2	0	0	0	0	0	0	7	7	0.00	1.500
Jesse Orosco, L ERA: 4.58	(7, 1)	1.1		5	1	0	0	2	0	0	0	0	0	0	9	9	0.00	0.750
Terry Leach, R ERA: 3.37	(9, 1)	1.0		3	1	0	0	1	0	0	0	0	0	0	5	5	0.00	1.000

PITCHER	IP	WLS	BF	H	R	ER	SO	BB	IBB	HBP	BLK	WP	HR	S	P	ERA	WHIP

Batter	1	2	3	4	5	6	7	8	9	AB	R	H	RBI	BB	SO	LOB
Lenny Dykstra, L (1, 8) OBP: 0.349, SLG: 0.453	K		K		E 1B 2-3 BB		4-3 1-2		K 1-2	2	0	0	0	1	2	0
Doug Sisk, R (6, 1)										0	0	0	0	0	0	0
Dave Magadan, L (7, 5) OBP: 0.391, SLG: 0.451										2	0	0	0	0	1	2
Tim Teufel, R (1, 4) OBP: 0.403, SLG: 0.553	S 2B 1B		2B		1B 1-2 3-H		F7		BB BB 2-H 1B	5	1	4	2	0	0	1
Keith Miller, R (9, PR) OBP: 0.386, SLG: 0.500										0	0	0	0	0	0	0
Keith Hernandez, L (1, 3) OBP: 0.382, SLG: 0.437	K 1-2		F6		F8 2-3		1-3		K	5	0	0	0	0	2	6
Darryl Strawberry, L (1, 9) OBP: 0.400, SLG: 0.591	2B 2-H			4-3		2B		E4 E S E	FC5 BB 1-2 BB	4	1	2	1	1	0	0
Kevin McReynolds, R (1, 7) OBP: 0.318, SLG: 0.481	4-3			5-3		BB		F4	BB 1-2 2-3 BB	3	0	0	0	2	0	2
Gary Carter, R (1, 2) OBP: 0.299, SLG: 0.400		F7		6-3		F9		K 1-3	FC5 2-3f	5	0	0	0	0	1	6
Howard Johnson, S (1, 5) (7, 6)		F9			E9 WP 1B	F6		E5 3-H		4	1	0	0	0	0	2
Rafael Santana, R (1, 6) OBP: 0.303, SLG: 0.353		F8			F9	5-3		K		2	0	0	0	0	0	1
Lee Mazzilli, S (6, PH) OBP: 0.389, SLG: 0.425										1	0	0	0	0	0	2
Jeff Innis, R (7, 1)										0	0	0	0	0	0	0
Jesse Orosco, R (7, 1)										0	0	0	0	0	0	0
Bill Almon, R (8, PH) OBP: 0.329, SLG: 0.300										1	0	0	0	0	1	1
Terry Leach, R (9, 1) OBP: 0.114, SLG: 0.061										0	0	0	0	0	0	0
Rick Aguilera, R (1, 1) OBP: 0.263, SLG: 0.351			6-3		K		4-3 1B		S 1B 1B	1	0	0	0	0	0	0
Mookie Wilson, S (5, PH) OBP: 0.364, SLG: 0.467										3	1	2	0	0	1	1
(6, 8)																
Inning Stats	R: 1 E: 0 K: 2 S: 9 H: 2 LOB: 1 BB: 0 P: 9	R: 0 E: 0 K: 0 S: 3 H: 0 LOB: 0 BB: 0 P: 3	R: 0 E: 0 K: 1 S: 6 H: 1 LOB: 1 BB: 0 P: 6	R: 0 E: 0 K: 0 S: 3 H: 0 LOB: 0 BB: 0 P: 3	R: 1 E: 2 K: 1 S: 7 H: 1 LOB: 2 BB: 1 P: 11	R: 0 E: 0 K: 0 S: 4 H: 1 LOB: 2 BB: 1 P: 8	R: 0 E: 0 K: 0 S: 4 H: 1 LOB: 1 BB: 0 P: 4	R: 1 E: 2 K: 2 S: 9 H: 0 LOB: 1 BB: 0 P: 9	R: 1 E: 0 K: 2 S: 9 H: 2 LOB: 3 BB: 2 P: 17	1B: 5 2B: 3 3B: 0 HR: 0 SF: 0 SAC: 0 DP: 0 HBP: 0							

BOTTOM

Montreal Expos @ New York Mets

Shea Stadium, Flushing, NY

Thu Sep 24 1987, 7:05 PM EDT

Att. 40,555 - Unknown

livebaseballscorecards.com

AB	38
R	4
H	8
RBI	3
BB	4
SO	8
LOB	24

WP: 1 PB: 0 SB: 3 CS: 0 PA: 42

PITCHER		IP	WLS	BF	H	R	ER	SO	BB	IBB	HBP	BLK	WP	HR	S	P	ERA	WHIP
Dennis Martinez, R ERA: 3.4	(1, 1)	5.0	W	21	4	2	1	4	1	0	0	0	1	0	28	32	1.80	1.000
Andy McGaffigan, R ERA: 2.33	(6, 1)	2.0		9	2	0	0	0	1	0	0	0	0	0	8	12	0.00	1.500
Tim Burke, R ERA: 1.27	(8, 1)	1.1		8	2	2	1	3	0	0	0	0	0	0	14	14	6.75	1.500
Bob McClure, L ERA: 3.55	(9, 1)	0.1		2	0	0	0	1	1	0	0	0	0	0	3	7	0.00	3.000
Randy St. Claire, R ERA: 4.43	(9, 1)	0.1	S	2	0	0	0	0	1	0	0	0	0	0	1	5	0.00	3.000

PITCHER		IP	WLS	BF	H	R	ER	SO	BB	IBB	HBP	BLK	WP	HR	S	P	ERA	WHIP

Pittsburgh Pirates @ New York Mets

Shea Stadium, Flushing, NY

Fri Sep 25 1987, 7:05 PM EDT

Att. 41,987 - Unknown

TOP

livebaseballscorecards.com

Batter	1	2	3	4	5	6	7	8	9	AB	R	H	RBI	BB	SO	LOB
Barry Bonds, L (1, 7) OBP: 0.320, SLG: 0.475	F7		L7		F8			F9		4	0	0	0	0	0	0
Jose Lind, R (1, 4) OBP: 0.377, SLG: 0.462	BB 2B 1B		K		F8			6-3		3	1	0	0	1	1	0
Andy Van Slyke, L (1, 8) OBP: 0.353, SLG: 0.497	1-3 1B SF8 2B		BB		K			K		3	1	1	0	1	2	0
John Cangelosi, S (8, 8) OBP: 0.436, SLG: 0.420										0	0	0	0	0	0	0
Bobby Bonilla, S (1, 5) OBP: 0.350, SLG: 0.478	2-3 3-H 1B		1-2 BB			K			6-3	1	0	1	1	1	0	0
U L Washington, S (6, PH) OBP: 0.333, SLG: 0.143										2	0	0	0	0	1	0
(6, 5)																
Mike Diaz, R (1, 3) OBP: 0.335, SLG: 0.509	SF8 3-H		F7			6-3			FC4 1B	3	0	1	1	0	0	2
Darnell Coles, R (1, 9) OBP: 0.274, SLG: 0.322	F9			F2		K			K	4	0	0	0	0	2	2
Junior Ortiz, R (1, 2) OBP: 0.325, SLG: 0.342		K		1B			3-1		FC4 1-2f	2	0	1	0	0	1	0
Mackey Sasser, L (7, PH) OBP: 0.190, SLG: 0.190										2	0	0	0	0	0	1
(7, 2)																
Al Pedrique, R (1, 6) OBP: 0.347, SLG: 0.356		F8		F6			G4-6-3 HBP			2	0	0	0	0	0	1
Mike Bielecki, R (1, 1) OBP: 0.067, SLG: 0.067		K		K			G4-6-3 1-2f			1	0	0	0	0	1	0
Bob Patterson, R (2, 1) OBP: 0.083, SLG: 0.083										1	0	0	0	0	1	1
Barry Jones, R (5, 1)										0	0	0	0	0	0	0
Tommy Gregg, L (7, PH)										1	0	0	0	0	0	1
Brett Gideon, R (7, 1) OBP: 1.000, SLG: 1.000										0	0	0	0	0	0	0

	AB	29
	R	2
	H	4
	RBI	2
	BB	3
	SO	9
	LOB	8

Inning Stats	1	2	3	4	5	6	7	8	9
	R: 2 E: 0 K: 0 S: 5	H: 2 LOB: 1 BB: 1 P: 9	R: 0 E: 0 K: 2 S: 7	H: 0 LOB: 0 BB: 0 P: 7	R: 0 E: 0 K: 1 S: 5	H: 0 LOB: 2 BB: 2 P: 13	R: 0 E: 0 K: 1 S: 6	H: 1 LOB: 1 BB: 0 P: 6	R: 0 E: 0 K: 1 S: 5	H: 0 LOB: 0 BB: 0 P: 5	R: 0 E: 0 K: 2 S: 7	H: 0 LOB: 0 BB: 0 P: 7	R: 0 E: 0 K: 0 S: 2	H: 0 LOB: 0 BB: 0 P: 3	R: 0 E: 0 K: 1 S: 5	H: 0 LOB: 0 BB: 0 P: 5	R: 0 E: 0 K: 1 S: 6	H: 1 LOB: 1 BB: 0 P: 6

	1B: 3	SF: 1
	2B: 1	SAC: 0
	3B: 0	DP: 1
	HR: 0	HBP: 1

	WP: 0	PA: 34
	PB: 0	
	SB: 0	
	CS: 0	

PITCHER		IP	WLS	BF	H	R	ER	SO	BB	IBB	HBP	BLK	WP	HR	S	P	ERA	WHIP
Sid Fernandez, L ERA: 3.58	(1, 1)	5.0	W	21	3	2	2	5	3	0	0	0	0	0	28	40	3.60	1.200
David Cone, R ERA: 3.76	(6, 1)	2.0		6	0	0	0	2	0	0	1	0	0	0	9	10	0.00	0.000
Randy Myers, L ERA: 3.71	(8, 1)	1.0		3	0	0	0	1	0	0	0	0	0	0	5	5	0.00	0.000
Doug Sisk, R ERA: 3.55	(9, 1)	1.0		4	1	0	0	1	0	0	0	0	0	0	6	6	0.00	1.000

PITCHER	IP	WLS	BF	H	R	ER	SO	BB	IBB	HBP	BLK	WP	HR	S	P	ERA	WHIP

BOTTOM

Pittsburgh Pirates @ New York Mets

Shea Stadium, Flushing, NY

Fri Sep 25 1987, 7:05 PM EDT

Att. 41,987 - Unknown

Batter	1	2	3	4	5	6	7	8	9	AB	R	H	RBI	BB	SO	LOB
Lenny Dykstra, L (1, 8) OBP: 0.352, SLG: 0.459	WP S SF8 1B	2-H 1B 2B		K	4-3			4-3		2	2	2	1	0	0	0
Mookie Wilson, S (4, PH) (5, 8) OBP: 0.362, SLG: 0.463										3	0	0	0	0	1	3
Tim Teufel, R (1, 4) OBP: 0.404, SLG: 0.551	K 1-2	FC4-6 1B 2-H		2B IBB		K		G4-6-3 1B		3	1	1	1	1	2	1
Keith Miller, R (7, 4) OBP: 0.400, SLG: 0.512										1	0	1	0	0	0	0
Dave Magadan, L (1, 3) OBP: 0.391, SLG: 0.453	SF8 WP HR BB	FC4-6 1-2f		1-H 2-H 3-H 2B		K		G4-6-3 1-2f		4	1	1	3	1	1	2
Darryl Strawberry, L (1, 9) OBP: 0.398, SLG: 0.589	SF8 1-3 2-H		K	1-3		BB 1B				2	0	0	1	0	1	1
Lee Mazzilli, S (6, PH) (7, 9) OBP: 0.393, SLG: 0.430										1	0	1	0	0	0	0
Kevin McReynolds, R (1, 7) OBP: 0.321, SLG: 0.493	3-H HR		K		HR	1-2 BB				3	2	2	3	1	1	0
Mark Carreon, R (8, 7) OBP: 0.250, SLG: 0.250										0	0	0	0	0	0	0
Gary Carter, R (1, 2) OBP: 0.297, SLG: 0.398	4-3		K		K	K				3	0	0	0	0	2	0
Barry Lyons, R (6, PH) (7, 2) OBP: 0.286, SLG: 0.380										1	0	0	0	0	1	2
Howard Johnson, S (1, 5) OBP: 0.370, SLG: 0.511		4-3		1B 2B 1B	S 2B 1B		F9			4	2	2	0	0	0	0
Rafael Santana, R (1, 6) OBP: 0.305, SLG: 0.354		SH3 2B 1B		SH3 1-3 2B 1B	5-3 1-2		K			4	2	2	0	0	1	1
Randy Myers, L (8, 1) OBP: 0.286, SLG: 0.286										0	0	0	0	0	0	0
Doug Sisk, R (9, 1)										0	0	0	0	0	0	0
Sid Fernandez, L (1, 1) OBP: 0.182, SLG: 0.238		SH3 1-2		SH3 1-2	2-H 2B	K				0	0	0	0	0	0	0
Gregg Jefferies, S (5, PH) OBP: 0.750, SLG: 1.000										1	0	1	1	0	0	0
Randy Milligan, R (5, PR)										0	0	0	0	0	0	0
David Cone, L (6, 1) OBP: 0.100, SLG: 0.103										0	0	0	0	0	0	0
Bill Almon, R (7, PH) (8, 6) OBP: 0.325, SLG: 0.296										1	0	0	0	0	1	0
Inning Stats	R: 3 E: 0 K: 1 S: 7 H: 2 LOB: 0 BB: 1 P: 11	R: 2 E: 0 K: 0 S: 6 H: 3 LOB: 1 BB: 0 P: 6	R: 0 E: 0 K: 3 S: 9 H: 0 LOB: 0 BB: 0 P: 9	R: 3 E: 0 K: 1 S: 8 H: 3 LOB: 1 BB: 1 P: 12	R: 2 E: 0 K: 1 S: 8 H: 3 LOB: 1 BB: 0 P: 8	R: 0 E: 0 K: 3 S: 10 H: 1 LOB: 2 BB: 1 P: 14	R: 0 E: 0 K: 2 S: 7 H: 0 LOB: 0 BB: 0 P: 7	R: 0 E: 0 K: 0 S: 3 H: 1 LOB: 0 BB: 0 P: 3		1B: 8 2B: 3 3B: 0 HR: 2	SF: 1 SAC: 2 DP: 1 HBP: 0						

livebaseballscorecards.com

AB	33
R	10
H	13
RBI	10
BB	3
SO	11
LOB	10

WP: 1 PB: 0 SB: 2 CS: 0 PA: 39

PITCHER		IP	WLS	BF	H	R	ER	SO	BB	IBB	HBP	BLK	WP	HR	S	P	ERA	WHIP
Mike Bielecki, R ERA: 4.54	(1, 1)	1.2	L	11	5	5	5	1	1	0	0	0	1	1	12	16	27.00	3.600
Bob Patterson, L ERA: 6.7	(2, 1)	2.1		11	3	3	3	4	0	1	0	0	0	0	18	22	11.57	1.286
Barry Jones, R ERA: 5.36	(5, 1)	2.0		11	4	2	2	4	1	0	0	0	0	1	18	22	9.00	2.500
Brett Gideon, R ERA: 4.86	(7, 1)	2.0		6	1	0	0	2	0	0	0	0	0	0	10	10	0.00	0.500

PITCHER	IP	WLS	BF	H	R	ER	SO	BB	IBB	HBP	BLK	WP	HR	S	P	ERA	WHIP

Pittsburgh Pirates @ New York Mets

Shea Stadium, Flushing, NY

Sat Sep 26 1987, 3:33 AM EDT

Att. 48,695 - Unknown

livebaseballscorecards.com

Batter	1	2	3	4	5	6	7	8	9	AB	R	H	RBI	BB	SO	LOB
Barry Bonds, L (1, 7) OBP: 0.320, SLG: 0.480	0-0 G1 S 1B 1B	0-0 1-H HR		0-0 FC6-4 2-3		0-0 F9			0-3 K	5	2	2	2	0	1	3
Jose Lind, R (1, 4) OBP: 0.361, SLG: 0.441	0-3 K 1-2	0-0 6-3			0-0 F8		0-0 F8		0-0 4-3	5	0	0	0	0	1	1
Andy Van Slyke, L (1, 8) OBP: 0.353, SLG: 0.500	0-0 G1 2-3		0-0 F5		0-3 K		0-0 2B 3B		0-0 1B	5	1	2	0	0	1	1
Bobby Bonilla, S (1, 5) OBP: 0.353, SLG: 0.482	0-0 CS 3-H 1B		0-0 1B		0-3 K		0-0 SF9 3-H 2B		0-0 F8	5	1	3	2	0	1	1
Sid Bream, L (1, 3) OBP: 0.336, SLG: 0.404	0-0 CS 1-2	0-0 1B G3 1B	0-3 K			0-3 K	0-0 SF9 2-H			3	1	1	1	0	2	1
R.J. Reynolds, S (1, 9) OBP: 0.319, SLG: 0.401		0-3 K	0-3 K			0-0 1B 1B 1B	0-0 F9			4	1	1	0	0	2	2
Michael LaValliere, L (1, 2) OBP: 0.377, SLG: 0.364		0-0 G3 1-3 1B 1B		0-0 FC6-4 SH3-4 1B		0-0 1B 1-3 1B		0-0 G3		4	1	3	0	0	0	0
Felix Fermin, R (1, 6) OBP: 0.339, SLG: 0.275		0-0 G3 1-2 3-H		0-3 K		0-3 K		0-0 6-3		4	0	0	1	0	2	4
Doug Drabek, R (1, 1) OBP: 0.167, SLG: 0.143		0-0 HR 2-H 1B		0-0 SH3-4 1-2		0-0 1-2 3-H 1B		0-3 K		3	1	2	2	0	1	0
John Smiley, L (9, 1) OBP: 0.143, SLG: 0.286										0	0	0	0	0	0	0

Inning Stats	1	2	3	4	5	6	7	8	9						
	R: 1 H: 2 E: 0 LOB: 0 K: 1 BB: 0 S: 6 P: 6	R: 4 H: 4 E: 0 LOB: 0 K: 1 BB: 0 S: 9 P: 9	R: 0 H: 1 E: 0 LOB: 1 K: 2 BB: 0 S: 8 P: 8	R: 0 H: 1 E: 0 LOB: 1 K: 1 BB: 0 S: 6 P: 6	R: 0 H: 0 E: 0 LOB: 0 K: 2 BB: 0 S: 7 P: 7	R: 1 H: 3 E: 0 LOB: 2 K: 2 BB: 0 S: 10 P: 10	R: 2 H: 2 E: 0 LOB: 0 K: 0 BB: 0 S: 5 P: 5	R: 0 H: 0 E: 0 LOB: 0 K: 1 BB: 0 S: 5 P: 5	R: 0 H: 1 E: 0 LOB: 1 K: 1 BB: 0 S: 6 P: 6	1B: 11 SF: 1 2B: 1 SAC: 1 3B: 1 DP: 0 HR: 1 HBP: 0	WP: 0 PA: 41 PB: 0 SB: 1 CS: 1					

PITCHER		IP	WLS	BF	H	R	ER	SO	BB	IBB	HBP	BLK	WP	HR	S	P	ERA	WHIP
Dwight Gooden, R ERA: 3.22	(1, 1)	3.0	L	15	7	5	5	4	0	0	0	0	0	1	23	23	15.00	2.333
John Mitchell, R ERA: 4.22	(4, 1)	2.0		7	1	0	0	3	0	0	0	0	0	0	13	13	0.00	0.500
Randy Myers, L ERA: 3.98	(6, 1)	2.0		11	5	3	3	2	0	0	0	0	0	0	15	15	13.50	2.500
Gene Walter, L ERA: 3.38	(8, 1)	2.0		7	1	0	0	2	0	0	0	0	0	0	11	11	0.00	0.500

PITCHER	IP	WLS	BF	H	R	ER	SO	BB	IBB	HBP	BLK	WP	HR	S	P	ERA	WHIP

BOTTOM

Pittsburgh Pirates @ New York Mets

Shea Stadium, Flushing, NY

Sat Sep 26 1987, 3:33 AM EDT

Att. 48,695 - Unknown

livebaseballscorecards.com

Batter	1	2	3	4	5	6	7	8	9	AB	R	H	RBI	BB	SO	LOB
Lenny Dykstra, L (1, 8) OBP: 0.349, SLG: 0.454 Bill Almon, R (9, 6) OBP: 0.325, SLG: 0.296	K		6-3			4-3		G1		4 0	0 0	0 0	0 0	0 0	1 0	1 0
Tim Teufel, R (1, 4) OBP: 0.405, SLG: 0.554	L6		2-H 2B			5-3			1B 1B	4	0	2	1	0	0	0
Dave Magadan, L (1, 3) OBP: 0.393, SLG: 0.454	1B		4-3			3-1			1-3 1B	4	0	2	0	0	0	1
Darryl Strawberry, L (1, 9) OBP: 0.396, SLG: 0.584	K			F7			4-3		K	4	0	0	0	0	2	3
Kevin McReynolds, R (1, 7) OBP: 0.319, SLG: 0.490 Gene Walter, L (8, 1) Gregg Jefferies, S (9, PH) OBP: 0.600, SLG: 0.800		4-3		6-3			L7		F8	3 0 1	0 0 0	0 0 0	0 0 0	0 0 0	0 0 0	0 0 2
Gary Carter, R (1, 2) OBP: 0.295, SLG: 0.396 Barry Lyons, R (8, 2) OBP: 0.284, SLG: 0.377		6-3		L3			5-3		K	3 1	0 0	0 0	0 0	0 0	0 1	0 2
Howard Johnson, S (1, 5) OBP: 0.369, SLG: 0.509		G3			G3			4-3		3	0	0	0	0	0	0
Rafael Santana, R (1, 6) OBP: 0.304, SLG: 0.352 Lee Mazzilli, S (8, PH) OBP: 0.397, SLG: 0.459 (9, 7)			F3		6-3			HR		2 1	0 1	0 1	0 1	0 0	0 0	0 0
Dwight Gooden, R (1, 1) OBP: 0.222, SLG: 0.226 Kevin Elster, R (3, PH) OBP: 1.000, SLG: 1.500 John Mitchell, R (4, 1) OBP: 0.121, SLG: 0.152 Mark Carreon, R (5, PH) OBP: 0.200, SLG: 0.200 Randy Myers, L (6, 1) OBP: 0.286, SLG: 0.286 Mookie Wilson, S (8, 7) OBP: 0.361, SLG: 0.462 (9, 8)			2B 2B		K			K		0 1 0 1 0 1	0 1 0 0 0 0	0 1 0 0 0 1	0 0 0 0 0 1	0 0 0 1 0 0	0 0 0 0 0 0	0 0 0 0 0 0
Inning Stats	R: 0 E: 0 K: 2 S: 8 H: 1 LOB: 1 BB: 0 P: 8	R: 0 E: 0 K: 0 S: 3 H: 0 LOB: 0 BB: 0 P: 3	R: 1 E: 0 K: 0 S: 5 H: 2 LOB: 1 BB: 0 P: 5	R: 0 E: 0 K: 0 S: 3 H: 0 LOB: 0 BB: 0 P: 3	R: 0 E: 0 K: 1 S: 5 H: 0 LOB: 0 BB: 0 P: 5	R: 0 E: 0 K: 0 S: 3 H: 0 LOB: 0 BB: 0 P: 3	R: 0 E: 0 K: 0 S: 3 H: 0 LOB: 0 BB: 0 P: 3	R: 1 E: 0 K: 1 S: 6 H: 1 LOB: 0 BB: 0 P: 6	R: 0 E: 0 K: 2 S: 9 H: 2 LOB: 2 BB: 0 P: 9	1B: 3 2B: 2 3B: 0 HR: 1	SF: 0 SAC: 0 DP: 0 HBP: 0			WP: 0 PB: 0 SB: 0 CS: 0	PA: 33		

	AB	33
	R	2
	H	6
	RBI	2
	BB	0
	SO	6
	LOB	9

PITCHER		IP	WLS	BF	H	R	ER	SO	BB	IBB	HBP	BLK	WP	HR	S	P	ERA	WHIP
Doug Drabek, R ERA: 3.93	(1, 1)	8.0	W	30	6	2	2	4	0	0	0	0	0	1	38	38	2.25	0.750
John Smiley, L ERA: 5.38	(9, 1)	1.0		3	0	0	0	2	0	0	0	0	0	0	7	7	0.00	0.000

PITCHER	IP	WLS	BF	H	R	ER	SO	BB	IBB	HBP	BLK	WP	HR	S	P	ERA	WHIP

Batter	1	2	3	4	5	6	7	8	9	AB	R	H	RBI	BB	SO	LOB
Barry Bonds, L (1, 7) OBP: 0.318, SLG: 0.477	6-3		E6, 1B, FC3-6		F8		K			4	1	0	0	0	1	1
Jose Lind, R (1, 4) OBP: 0.374, SLG: 0.452	2B, 1B		FC3-6, 1-3, 1B		1B		G6-4-3, 1-2f			4	0	3	0	0	0	1
Andy Van Slyke, L (1, 8) OBP: 0.351, SLG: 0.496	F9		FC3-6, FC5-4, 1-2f, 3-H		F8			F8		4	0	0	1	0	0	3
Tommy Gregg, L (8, 8)										0	0	0	0	0	0	0
Bobby Bonilla, S (1, 5) OBP: 0.352, SLG: 0.482	1-3, 2B		FC5-4, 1-2f			5-3		F8		4	0	1	0	0	0	1
Al Pedrique, R (8, 5) OBP: 0.347, SLG: 0.356										0	0	0	0	0	0	0
Sid Bream, L (1, 3) OBP: 0.337, SLG: 0.405	F9			3-1		HR, 1B		1B		4	1	2	0	0	0	2
Darnell Coles, R (1, 9) OBP: 0.274, SLG: 0.319		F9		BB, 4-3, S		F9		K		3	0	0	0	1	1	2
Michael LaValliere, L (1, 2) OBP: 0.376, SLG: 0.363		F7		4-3, 1-3		HR, 1-H			K	1	0	0	0	0	0	0
Tom Prince, R (3, 2) OBP: 0.143, SLG: 0.571										3	1	1	2	0	1	1
Felix Fermin, R (1, 6) OBP: 0.317, SLG: 0.255		P4		1-3		F8		L3		4	0	0	0	0	0	1
Mike Dunne, R (1, 1) OBP: 0.179, SLG: 0.137			K		6-3		G6-4-3, 1B		K	1	0	0	0	0	1	0
Bob Kipper, R (4, 1) OBP: 0.242, SLG: 0.303										0	0	0	0	0	0	0
John Cangelosi, S (5, PH) OBP: 0.434, SLG: 0.418										1	0	0	0	0	0	0
Vicente Palacios, R (5, 1)										0	0	0	0	0	0	0
U L Washington, S (7, PH) OBP: 0.400, SLG: 0.250										1	0	1	0	0	0	0
Tim Drummond, R (7, 1)										0	0	0	0	0	0	0
Brett Gideon, R (8, 1) OBP: 1.000, SLG: 1.000										0	0	0	0	0	0	0
Terry Harper, R (9, PH) OBP: 0.324, SLG: 0.382										1	0	0	0	0	1	0
Inning Stats	R: 0 E: 0 K: 0 S: 5 H: 2 LOB: 2 BB: 0 P: 5	R: 0 E: 0 K: 0 S: 3 H: 0 LOB: 0 BB: 0 P: 3	R: 1 E: 1 K: 1 S: 7 H: 1 LOB: 1 BB: 0 P: 7	R: 0 E: 0 K: 0 S: 3 H: 0 LOB: 1 BB: 1 P: 7	R: 0 E: 0 K: 0 S: 4 H: 1 LOB: 1 BB: 0 P: 4	R: 2 E: 0 K: 0 S: 5 H: 2 LOB: 0 BB: 0 P: 5	R: 0 E: 0 K: 1 S: 5 H: 1 LOB: 0 BB: 0 P: 5	R: 0 E: 0 K: 1 S: 6 H: 1 LOB: 1 BB: 0 P: 6	R: 0 E: 0 K: 2 S: 7 H: 0 LOB: 0 BB: 0 P: 7	1B: 6 2B: 1 3B: 0 HR: 1 SF: 0 SAC: 0 DP: 1 HBP: 0	WP: 0 PB: 0 SB: 1 CS: 0 PA: 36					

TOP

Pittsburgh Pirates @ New York Mets

Shea Stadium, Flushing, NY

Sun Sep 27 1987, 3:33 AM EDT

Att. 48,588 - Unknown

livebaseballscorecards.com

AB	35
R	3
H	8
RBI	3
BB	1
SO	5
LOB	12

PITCHER		IP	WLS	BF	H	R	ER	SO	BB	IBB	HBP	BLK	WP	HR	S	P	ERA	WHIP
Bob Ojeda, L ERA: 3.88	(1, 1)	6.0	W	26	6	3	2	1	1	0	0	0	0	1	27	31	3.00	1.167
Jesse Orosco, L ERA: 4.4	(7, 1)	3.0	S	10	2	0	0	4	0	0	0	0	0	0	18	18	0.00	0.667

PITCHER	IP	WLS	BF	H	R	ER	SO	BB	IBB	HBP	BLK	WP	HR	S	P	ERA	WHIP

Batter	1	2	3	4	5	6	7	8	9	AB	R	H	RBI	BB	SO	LOB
Lenny Dykstra, L (1, 8) OBP: 0.351, SLG: 0.458	4-3		BB 1B 1-2 1B	BB 1B 1-2 3-H 1B	4-3		1B 2-H 2B			5	3	3	2	0	0	1
Tim Teufel, R (1, 4) OBP: 0.405, SLG: 0.549	5-3		B B B B BB 1B 1-2 2-3 BB	F2		4-3	1B 2-H 1B			4	0	1	1	1	0	2
Keith Hernandez, L (1, 3) OBP: 0.383, SLG: 0.438 Dave Magadan, L (8, 3) OBP: 0.393, SLG: 0.454	1B		BB 1-2 2-H 3-H 1B	B B B B 1B HR 1-2 2-3 BB		F8 S S S	K			4 0	1 0	2 0	2 0	1 0	1 0	1 0
Darryl Strawberry, L (1, 9) OBP: 0.399, SLG: 0.585	F8		B B B B 1-2 2-3 BB	HR 1-2 2-H 3-H 1B		H S 2B HBP		4-3 F7 2B 1B		3	3	2	2	1	0	1
Kevin McReynolds, R (1, 7) OBP: 0.322, SLG: 0.498		L7-4-3 1B	F2	HR 1-H 2-H		2B 1-H		F7 1-2		5	1	3	4	0	0	4
Gary Carter, R (1, 2) OBP: 0.293, SLG: 0.392 Barry Lyons, R (9, 2) OBP: 0.284, SLG: 0.377		L7-4-3 1-2	K S S S	5-3		6-3		4-3 2-3		5 0	0 0	0 0	0 0	0 0	1 0	6 0
Howard Johnson, S (1, 5) OBP: 0.369, SLG: 0.511	K			1B 1B 2B	3-1		F8	2B 3-H		5	1	2	1	0	1	0
Rafael Santana, R (1, 6) OBP: 0.308, SLG: 0.357 Bill Almon, R (8, PH) OBP: 0.321, SLG: 0.292 (9, 6)			FC1-6 1B	S S S K	2B		B B B SH1-3 2B BB	1-3		3 1	1 0	2 0	0 0	1 0	1 0	1 1
Bob Ojeda, L (1, 1) OBP: 0.188, SLG: 0.071 Jesse Orosco, R (7, 1)			FC1-6 BB 1B 1-2f 1B	BB 1B 2-3 1B	S S S K		SH1-3 1-2			3 0	2 0	1 0	0 0	0 0	1 0	2 0
Inning Stats	R: 0 E: 0 K: 0 S: 4 H: 1 LOB: 1 BB: 0 P: 4	R: 0 E: 0 K: 1 S: 5 H: 1 LOB: 0 BB: 0 P: 5	R: 2 E: 0 K: 1 S: 8 H: 3 LOB: 3 BB: 2 P: 16	R: 6 E: 0 K: 1 S: 10 H: 5 LOB: 0 BB: 1 P: 14	R: 0 E: 0 K: 1 S: 6 H: 1 LOB: 1 BB: 0 P: 6	R: 1 E: 0 K: 0 S: 4 H: 1 LOB: 1 BB: 0 P: 5	R: 2 E: 0 K: 1 S: 7 H: 2 LOB: 1 BB: 1 P: 11	R: 1 E: 0 K: 0 S: 5 H: 2 LOB: 1 BB: 0 P: 5		1B: 10 2B: 6 3B: 0 HR: 1 SF: 0 SAC: 1 DP: 1 HBP: 1						

PITCHER		IP	WLS	BF	H	R	ER	SO	BB	IBB	HBP	BLK	WP	HR	S	P	ERA	WHIP
Mike Dunne, R ERA: 3.07	(1, 1)	3.2	L	21	8	6	6	3	3	0	0	0	0	0	24	36	14.73	3.000
Bob Kipper, L ERA: 5.94	(4, 1)	0.1		3	2	2	2	0	0	0	0	0	0	1	3	3	54.00	6.000
Vicente Palacios, R ERA: 3.68	(5, 1)	2.0		9	2	1	1	1	0	0	1	0	0	0	10	11	4.50	1.000
Tim Drummond, R ERA: 5.06	(7, 1)	1.0		6	2	2	2	1	1	0	0	0	0	0	7	11	18.00	3.000
Brett Gideon, R ERA: 4.98	(8, 1)	1.0		5	2	1	1	0	0	0	0	0	0	0	5	5	9.00	2.000

PITCHER	IP	WLS	BF	H	R	ER	SO	BB	IBB	HBP	BLK	WP	HR	S	P	ERA	WHIP

BOTTOM

Pittsburgh Pirates @ New York Mets

Shea Stadium, Flushing, NY

Sun Sep 27 1987, 3:33 AM EDT

Att. 48,588 - Unknown

livebaseballscorecards.com

AB	38
R	12
H	16
RBI	12
BB	4
SO	5
LOB	19

WP: 0	PA: 44					
PB: 0						
SB: 1						
CS: 0						

Batter	1	2	3	4	5	6	7	8	9	AB	R	H	RBI	BB	SO	LOB
Lenny Dykstra, L (1, 8) OBP: 0.353, SLG: 0.459	L9 5-3 1B		S 1B		L9 ②		K ③			4	0	2	0	0	1	2
Tim Teufel, R (1, 4) OBP: 0.403, SLG: 0.545	5-3 ① 1-2		K ① 1-2		K ③			G3 1B		4	0	1	0	0	2	2
Keith Hernandez, L (1, 3) OBP: 0.381, SLG: 0.435	L9 ② 2-3		5-3 ②			K ①		G3 ① 1-2		4	0	0	0	0	1	3
Darryl Strawberry, L (1, 9) OBP: 0.398, SLG: 0.581	F8 ③		BB			G3 ②		K ②		3	0	0	0	1	1	2
Kevin McReynolds, R (1, 7) OBP: 0.321, SLG: 0.498		4-3 2B 2B	K ③			5-3 ③		F8 ③		4	1	1	0	0	1	3
Gary Carter, R (1, 2) OBP: 0.291, SLG: 0.389		4-3 ① 2-3		6-3 ①			K ①		F8 ①	4	0	0	0	0	1	1
Howard Johnson, S (1, 5) OBP: 0.370, SLG: 0.512		2B 3-H		F6 ②			BB		G3 ②	3	0	1	1	1	0	0
Rafael Santana, R (1, 6) OBP: 0.307, SLG: 0.354		5-3 ②		K ③			BB 1-2		6-3 ③	3	0	0	0	1	1	1
John Candelaria, L (1, 1) OBP: 0.200, SLG: 0.200		4-3 ③			6-3 ①		K ②			2	0	0	0	0	0	1
Rick Aguilera, R (6, 1) OBP: 0.256, SLG: 0.342										1	0	0	0	0	1	2
Randy Myers, L (9, 1) OBP: 0.286, SLG: 0.286										0	0	0	0	0	0	0

TOP

New York Mets @ Philadelphia Phillies

Veterans Stadium, Philadelphia, PA

Mon Sep 28 1987, 7:05 PM EDT

Att. 26,440 - Unknown

livebaseballscorecards.com

	AB	R	H	RBI	BB	SO	LOB
	32	1	5	1	3	9	17

Inning Stats	1	2	3	4	5	6	7	8	9
	R: 0 E: 0 K: 0 S: 4	R: 1 E: 0 K: 0 S: 5	R: 0 E: 0 K: 2 S: 8	R: 0 E: 0 K: 1 S: 5	R: 0 E: 0 K: 1 S: 5	R: 0 E: 0 K: 1 S: 5	R: 0 E: 0 K: 3 S: 9	R: 0 E: 0 K: 1 S: 6	R: 0 E: 0 K: 0 S: 3
	H: 1 LOB: 1 BB: 0 P: 4	H: 2 LOB: 1 BB: 0 P: 5	H: 1 LOB: 2 BB: 1 P: 12	H: 0 LOB: 0 BB: 0 P: 5	H: 0 LOB: 0 BB: 0 P: 5	H: 0 LOB: 0 BB: 0 P: 5	H: 0 LOB: 2 BB: 2 P: 17	H: 1 LOB: 1 BB: 0 P: 6	H: 0 LOB: 0 BB: 0 P: 3

1B: 3 SF: 0
2B: 2 SAC: 0
3B: 0 DP: 0
HR: 0 HBP: 0

WP: 0 PA: 35
PB: 0
SB: 1
CS: 0

PITCHER	IP	WLS	BF	H	R	ER	SO	BB	IBB	HBP	BLK	WP	HR	S	P	ERA	WHIP
Kevin Gross, R (1, 1) ERA: 4.14	7.0	L	28	4	1	1	8	3	0	0	0	0	0	41	53	1.29	1.000
Jeff Calhoun, L (8, 1) ERA: 1.64	0.2		3	1	0	0	1	0	0	0	0	0	0	5	5	0.00	1.500
Kent Tekulve, R (8, 1) ERA: 3.14	1.1		4	0	0	0	0	0	0	0	0	0	0	4	4	0.00	0.000

PITCHER	IP	WLS	BF	H	R	ER	SO	BB	IBB	HBP	BLK	WP	HR	S	P	ERA	WHIP

BOTTOM

New York Mets @ Philadelphia Phillies

Veterans Stadium, Philadelphia, PA

Mon Sep 28 1987, 7:05 PM EDT

Att. 26,440 - Unknown

livebaseballscorecards.com

Batter	1	2	3	4	5	6	7	8	9	AB	R	H	RBI	BB	SO	LOB
Juan Samuel, R (1, 4) OBP: 0.337, SLG: 0.506	0-0 2B		0-0 4-3 ②		0-0 FC4-6 ② 1-2f		0-0 6-3 ③		0-0 L9 ③	5	0	1	0	0	0	3
Von Hayes, L (1, 8) (8, 3) OBP: 0.408, SLG: 0.481	0-0 F7 ①		SSS 0-3 K ③		SSS 0-3 K ③			0-0 F9 ①		4	0	0	0	0	2	2
Mike Schmidt, R (1, 5) OBP: 0.391, SLG: 0.550	0-0 L7 ②			0-0 L8 ①		0-0 F8 ①		BBBB 4-0 6-3 BB		3	0	0	0	1	0	1
Lance Parrish, R (1, 2) OBP: 0.314, SLG: 0.400	0-0 1-3 ③			0-0 BB 1B		0-0 5-3 ②		0-0 6-3 ② 1-2		4	0	1	0	0	0	2
Glenn Wilson, R (1, 9) OBP: 0.307, SLG: 0.381		0-0 5-3 ①		0-0 F9 ②		0-0 1B		BBBB 4-0 BB		3	0	1	0	1	0	1
Chris James, R (1, 7) OBP: 0.342, SLG: 0.532		0-0 BLK 1B		BBB 4-0 1-2 BB		0-0 L8 ③		0-0 F9 ③		3	0	1	0	1	0	3
Rick Schu, R (1, 3) OBP: 0.312, SLG: 0.406 Milt Thompson, L (7, PH) (8, 8) OBP: 0.351, SLG: 0.432	SSS 0-3 K ② 1-2			0-0 L1 ③			0-0 SH1-4 1B		0-0 SH1-4 1B	2 2	0 0	0 2	0 0	1 0	3 0	3 0
Luis Aguayo, R (1, 6) OBP: 0.270, SLG: 0.420	0-0 L8 ③				0-0 6-3 ①		0-0 SH1-4 ① 1-2		0-0 SH1-4 ① 1-2	2	0	0	0	0	0	1
Kevin Gross, R (1, 1) OBP: 0.222, SLG: 0.262 Greg Gross, L (7, PH) OBP: 0.392, SLG: 0.354 Jeff Calhoun, L (8, 1) Kent Tekulve, R (8, 1) Keith Hughes, L (9, PH) OBP: 0.319, SLG: 0.288 Ron Roenicke, S (9, PH) OBP: 0.297, SLG: 0.273			0-0 5-3 ①		0-0 FC4-6 1B		0-0 6-3 ②		SSS 0-3 K ②	2 1 0 0 0 1	0 0 0 0 0 0	1 0 0 0 0 1	0 0 0 0 0 1	0 0 0 0 0 1	0 1 0 0 0 1	0 1 0 0 0 1
Inning Stats	R: 0 H: 1 E: 0 LOB: 1 K: 0 BB: 0 S: 4 P: 4	R: 0 H: 1 E: 0 LOB: 1 K: 1 BB: 0 S: 6 P: 6	R: 0 H: 0 E: 0 LOB: 0 K: 1 BB: 0 S: 5 P: 5	R: 0 H: 1 E: 0 LOB: 2 K: 0 BB: 1 S: 4 P: 8	R: 0 H: 1 E: 0 LOB: 1 K: 1 BB: 0 S: 6 P: 6	R: 0 H: 1 E: 0 LOB: 1 K: 0 BB: 0 S: 4 P: 4	R: 0 H: 1 E: 0 LOB: 1 K: 0 BB: 0 S: 4 P: 4	R: 0 H: 0 E: 0 LOB: 2 K: 0 BB: 2 S: 3 P: 11	R: 0 H: 1 E: 0 LOB: 1 K: 1 BB: 0 S: 6 P: 6	1B: 6 2B: 1 3B: 0 HR: 0	SF: 0 SAC: 2 DP: 0 HBP: 0				WP: 0 PB: 0 SB: 0 CS: 0	PA: 37	

PITCHER		IP	WLS	BF	H	R	ER	SO	BB	IBB	HBP	BLK	WP	HR	S	P	ERA	WHIP
John Candelaria, L ERA: 4.81	(1, 1)	5.0	W	20	4	0	0	3	1	0	0	1	0	0	25	29	0.00	1.000
Rick Aguilera, R ERA: 3.8	(6, 1)	3.1		15	3	0	0	0	2	0	0	0	0	0	13	21	0.00	1.500
Randy Myers, L ERA: 3.95	(9, 1)	0.2	S	2	0	0	0	1	0	0	0	0	0	0	4	4	0.00	0.000

PITCHER	IP	WLS	BF	H	R	ER	SO	BB	IBB	HBP	BLK	WP	HR	S	P	ERA	WHIP

Batter	1	2	3	4	5	6	7	8	9	AB	R	H	RBI	BB	SO	LOB
Mookie Wilson, S (1, 8) OBP: 0.360, SLG: 0.459	S S S 0-3 ① K			x 0-0 1B		x 0-0 ③ 4-3			x 0-0 ③ 6-3	4	0	1	0	0	1	0
Tim Teufel, R (1, 4) OBP: 0.399, SLG: 0.540	S S S 0-3 ② K			x 0-0 ① F9			x 0-0 ① 5-3			3	0	0	0	0	1	1
Keith Hernandez, L (1, 3) OBP: 0.379, SLG: 0.433	x 0-0 ③ L6			x 0-0 ② F8			x 0-0 ② F4			3	0	0	0	0	0	1
Darryl Strawberry, L (1, 9) OBP: 0.396, SLG: 0.578		x 0-0 ① G3		S S S 0-3 ③ K			x 0-0 ③ F8			3	0	0	0	0	1	1
Kevin McReynolds, R (1, 7) OBP: 0.320, SLG: 0.496		x 0-0 ② F7			x 0-0 ① F8			x 0-0 ① 5-3		3	0	0	0	0	0	0
Gary Carter, R (1, 2) OBP: 0.289, SLG: 0.386		S S S 0-3 ③ K			x 0-0 ② F9			x 0-0 ② F8		3	0	0	0	0	1	0
Howard Johnson, S (1, 5) OBP: 0.368, SLG: 0.509			x 0-0 ① F7		S S S 0-3 ③ K			x 0-0 ③ 5-3		3	0	0	0	0	1	0
Rafael Santana, R (1, 6) OBP: 0.305, SLG: 0.352			x 0-0 ② 4-3			x 0-0 ① F7			x 0-0 ① 4-3	3	0	0	0	0	0	0
David Cone, L (1, 1) OBP: 0.097, SLG: 0.100			x 0-0 ③ 5-3			x 0-0 ② L7			x 0-0 ② F9	1	0	0	0	0	0	0
Sid Fernandez, L (4, 1) OBP: 0.182, SLG: 0.238										0	0	0	0	0	0	0
Bill Almon, R (6, PH) OBP: 0.317, SLG: 0.288										1	0	0	0	0	0	0
Terry Leach, R (6, 1) OBP: 0.114, SLG: 0.061										0	0	0	0	0	0	0
Lee Mazzilli, S (9, PH) OBP: 0.395, SLG: 0.455										1	0	0	0	0	0	0
Inning Stats	R: 0 E: 0 K: 2 S: 7 H: 0 LOB: 0 BB: 0 P: 7	R: 0 E: 0 K: 1 S: 5 H: 0 LOB: 0 BB: 0 P: 5	R: 0 E: 0 K: 0 S: 3 H: 0 LOB: 0 BB: 0 P: 3	R: 0 E: 0 K: 1 S: 6 H: 1 LOB: 1 BB: 0 P: 6	R: 0 E: 0 K: 1 S: 5 H: 0 LOB: 0 BB: 0 P: 5	R: 0 E: 0 K: 0 S: 3 H: 0 LOB: 0 BB: 0 P: 3	R: 0 E: 0 K: 0 S: 3 H: 0 LOB: 0 BB: 0 P: 3	R: 0 E: 0 K: 0 S: 3 H: 0 LOB: 0 BB: 0 P: 3	R: 0 E: 0 K: 0 S: 3 H: 0 LOB: 0 BB: 0 P: 3	1B: 1 2B: 0 3B: 0 HR: 0	SF: 0 SAC: 0 DP: 0 HBP: 0			WP: 0 PB: 0 SB: 0 CS: 0	PA: 28		

PITCHER	IP	WLS	BF	H	R	ER	SO	BB	IBB	HBP	BLK	WP	HR	S	P	ERA	WHIP
Don Carman, L (1, 1) ERA: 4.32	9.0	W	28	1	0	0	5	0	0	0	0	0	0	38	38	0.00	0.111

PITCHER	IP	WLS	BF	H	R	ER	SO	BB	IBB	HBP	BLK	WP	HR	S	P	ERA	WHIP

New York Mets @ Philadelphia Phillies

Veterans Stadium, Philadelphia, PA

Tue Sep 29 1987, 7:05 PM EDT

Att. 30,799 - Unknown

TOP

livebaseballscorecards.com

AB	28
R	0
H	1
RBI	0
BB	0
SO	5
LOB	3

Batter	1	2	3	4	5	6	7	8	9	AB	R	H	RBI	BB	SO	LOB
Juan Samuel, R (1, 4) OBP: 0.337, SLG: 0.505	SH2-3 1B 6-3 1B		L9		K		1-3			4	1	1	0	0	1	1
Milt Thompson, L (1, 8) OBP: 0.354, SLG: 0.432	1-2 SH2-3 1B		BBBB S 1B BB		K		IBB			2	1	1	0	2	1	0
Chris James, R (1, 7) OBP: 0.340, SLG: 0.527	SH2-3 1-2 2-3		6-3 1-2		4-3		F8			3	0	0	0	0	0	3
Mike Schmidt, R (1, 5) OBP: 0.391, SLG: 0.550	6-3 3-H		2-H 1B			1-3 G3 1B		K		4	0	2	2	0	1	1
Von Hayes, L (1, 3) OBP: 0.406, SLG: 0.477	F4			F8		G3 1-2		F8		4	0	0	0	0	0	2
Glenn Wilson, R (1, 9) OBP: 0.307, SLG: 0.381		1-3		2B 1B		1-3 2-3		6-3		4	1	1	0	0	0	1
Darren Daulton, L (1, 2) OBP: 0.292, SLG: 0.325		K		1-H 2B		K				3	0	1	1	0	2	1
Steve Jeltz, S (1, 6) OBP: 0.321, SLG: 0.295		FC6-4 1B		K			SH3-4 1B			3	0	2	0	0	1	1
Don Carman, L (1, 1) OBP: 0.113, SLG: 0.083		FC6-4 1-2f		4-3			SH3-4 1-2			2	0	0	0	0	0	2
Inning Stats	R: 1 H: 2 E: 0 LOB: 1 K: 0 BB: 0 S: 5 P: 5	R: 0 H: 1 E: 0 LOB: 1 K: 1 BB: 0 S: 6 P: 6	R: 1 H: 1 E: 0 LOB: 1 K: 0 BB: 1 S: 3 P: 7	R: 1 H: 2 E: 0 LOB: 1 K: 1 BB: 0 S: 7 P: 7	R: 0 H: 0 E: 0 LOB: 0 K: 2 BB: 0 S: 7 P: 7	R: 0 H: 1 E: 0 LOB: 1 K: 1 BB: 0 S: 6 P: 6	R: 0 H: 1 E: 0 LOB: 2 K: 0 BB: 1 S: 4 P: 8	R: 0 H: 0 E: 0 LOB: 0 K: 1 BB: 0 S: 5 P: 5		1B: 7 SF: 0 2B: 1 SAC: 2 3B: 0 DP: 0 HR: 0 HBP: 0						

PITCHER		IP	WLS	BF	H	R	ER	SO	BB	IBB	HBP	BLK	WP	HR	S	P	ERA	WHIP
David Cone, R ERA: 3.83	(1, 1)	3.0	L	13	4	2	2	1	1	0	0	0	0	0	14	18	6.00	1.667
Sid Fernandez, L ERA: 3.6	(4, 1)	2.0		8	2	1	1	3	0	0	0	0	0	0	14	14	4.50	1.000
Terry Leach, R ERA: 3.29	(6, 1)	3.0		12	2	0	0	2	0	1	0	0	0	0	15	19	0.00	0.667

PITCHER	IP	WLS	BF	H	R	ER	SO	BB	IBB	HBP	BLK	WP	HR	S	P	ERA	WHIP

BOTTOM

New York Mets @ Philadelphia Phillies

Veterans Stadium, Philadelphia, PA

Tue Sep 29 1987, 7:05 PM EDT

Att. 30,799 - Unknown

livebaseballscorecards.com

AB	29
R	3
H	8
RBI	3
BB	2
SO	6
LOB	12

WP: 0 PA: 33
PB: 0
SB: 1
CS: 0

Batter	1	2	3	4	5	6	7	8	9	10	AB	R	H	RBI	BB	SO	LOB
Mookie Wilson, S (1, 8) OBP: 0.361, SLG: 0.461	B B B B 4-0 CS BB			x 0-0 1-3 ①		x 0-0 HR 2B		x 0-0 F8 ①			3	1	1	0	1	0	1
Tim Teufel, R (1, 4) OBP: 0.398, SLG: 0.546	x 0-0 F7 ① ② 1-2			S S S 0-3 K ②		x 0-0 HR 2-H		x 0-0 F7 ②			4	1	1	2	0	1	2
Keith Hernandez, L (1, 3) OBP: 0.379, SLG: 0.433	x 0-0 G3 ③			x 0-0 F9 ③		x 0-0 2B		x 0-0 F7 ③			4	0	1	0	0	0	1
Darryl Strawberry, L (1, 9) OBP: 0.395, SLG: 0.581		x 0-0 F7 ①			x 0-0 HR	S S S 0-3 K ②			x 0-0 G3 ①		4	1	1	1	0	1	1
Kevin McReynolds, R (1, 7) OBP: 0.318, SLG: 0.492		x 0-0 P3 ②			x 0-0 F8 ①	x 0-0 6-3 ③			x 0-0 F3 ②		4	0	0	0	0	0	1
Gary Carter, R (1, 2) OBP: 0.289, SLG: 0.385		x 0-0 F8 ③			x 0-0 1B		x 0-0 6-3 ①		S S S 0-3 K ③		4	0	1	0	0	1	0
Howard Johnson, S (1, 5) OBP: 0.366, SLG: 0.506			x 0-0 F6 ①	S S S 0-3 K ②			x 0-0 F8 ②			x 0-0 F3 ①	4	0	0	0	0	1	1
Rafael Santana, R (1, 6) OBP: 0.303, SLG: 0.349			x 0-0 6-3 ②	S S S 0-3 K ③			x 0-0 5-3 ③			x 0-0 L1 ②	4	0	0	0	0	1	1
Dwight Gooden, R (1, 1) OBP: 0.227, SLG: 0.219			x 0-0 P3 ③			x 0-0 6-3 ①		B B B B 4-0 BB		S S S 0-3 K ③	2	0	0	0	1	0	0
Bill Almon, R (10, PH) OBP: 0.313, SLG: 0.284											1	0	0	0	0	1	0
Jesse Orosco, R (10, 1)											0	0	0	0	0	0	0
Inning Stats	R: 0 E: 0 K: 0 S: 2 H: 0 LOB: 0 BB: 1 P: 6	R: 0 E: 0 K: 0 S: 3 H: 0 LOB: 0 BB: 0 P: 3	R: 0 E: 0 K: 0 S: 3 H: 0 LOB: 0 BB: 0 P: 3	R: 0 E: 0 K: 1 S: 5 H: 0 LOB: 0 BB: 0 P: 5	R: 1 E: 0 K: 2 S: 9 H: 2 LOB: 1 BB: 0 P: 9	R: 2 E: 0 K: 1 S: 8 H: 3 LOB: 1 BB: 0 P: 8	R: 0 E: 0 K: 0 S: 3 H: 0 LOB: 0 BB: 0 P: 3	R: 0 E: 0 K: 0 S: 3 H: 0 LOB: 1 BB: 1 P: 7	R: 0 E: 0 K: 1 S: 5 H: 0 LOB: 0 BB: 0 P: 5	R: 0 E: 0 K: 1 S: 5 H: 0 LOB: 0 BB: 0 P: 5	1B: 1 2B: 2 3B: 0 HR: 2 SF: 0 SAC: 0 DP: 0 HBP: 0						

PITCHER	IP	WLS	BF	H	R	ER	SO	BB	IBB	HBP	BLK	WP	HR	S	P	ERA	WHIP
Shane Rawley, L (1, 1) ERA: 4.39	7.0		26	5	3	3	4	1	0	0	0	0	2	33	37	3.86	0.857
Jeff Calhoun, L (8, 1) ERA: 1.52	3.0	W	10	0	0	0	2	1	0	0	0	0	0	13	17	0.00	0.333

PITCHER	IP	WLS	BF	H	R	ER	SO	BB	IBB	HBP	BLK	WP	HR	S	P	ERA	WHIP

TOP

New York Mets @ Philadelphia Phillies

Veterans Stadium, Philadelphia, PA

Wed Sep 30 1987, 7:05 PM EDT
Att. 27,672 - Unknown

livebaseballscorecards.com

AB	34
R	3
H	5
RBI	3
BB	2
SO	6
LOB	8

WP: 0 PB: 0 SB: 0 CS: 1 PA: 36

Batter	1	2	3	4	5	6	7	8	9	10	AB	R	H	RBI	BB	SO	LOB
Juan Samuel, R (1, 4) OBP: 0.335, SLG: 0.502	F8		L7		K			K			4	0	0	0	0	2	0
Milt Thompson, L (1, 8) OBP: 0.353, SLG: 0.430	BB		5-3		K			K2-3			3	1	0	0	1	2	0
Von Hayes, L (1, 3) OBP: 0.406, SLG: 0.477	1B		HR			F6		F9			4	1	2	1	0	0	0
Mike Schmidt, R (1, 5) OBP: 0.390, SLG: 0.553	F3		HR			F8			K		4	1	1	2	0	1	1
Lance Parrish, R (1, 2) OBP: 0.312, SLG: 0.396	1-3		K			4-3			K		4	0	0	0	0	2	1
Glenn Wilson, R (1, 9) OBP: 0.308, SLG: 0.381		F9		CS 1B			4-3 G1 1B		K		4	0	2	0	0	1	0
Keith Hughes, L (1, 7) OBP: 0.333, SLG: 0.294 Ron Roenicke, S (10, PH) OBP: 0.293, SLG: 0.269		1B		G4-6-3 BB			G1			F2	2	0	1	0	1	0	1
											1	0	0	0	0	0	0
Steve Jeltz, S (1, 6) OBP: 0.318, SLG: 0.292 Luis Aguayo, R (10, PH) OBP: 0.273, SLG: 0.437		L7		G4-6-3			4-3			HR	3	0	0	0	0	0	3
											1	1	1	1	0	0	0
Shane Rawley, R (1, 1) OBP: 0.160, SLG: 0.190 Greg Gross, L (7, PH) OBP: 0.390, SLG: 0.351 Jeff Calhoun, L (8, 1)		K			K		6-3				2	0	0	0	0	2	1
											1	0	0	0	0	0	1
											0	0	0	0	0	0	0
Inning Stats	R: 1 H: 1 E: 0 LOB: 1 K: 0 BB: 1 S: 4 P: 8		R: 0 H: 1 E: 0 LOB: 1 K: 1 BB: 0 S: 6 P: 6	R: 2 H: 2 E: 0 LOB: 0 K: 1 BB: 0 S: 7 P: 7	R: 0 H: 1 E: 0 LOB: 0 K: 0 BB: 1 S: 2 P: 6	R: 0 H: 1 E: 0 LOB: 0 K: 3 BB: 0 S: 9 P: 9	R: 0 H: 0 E: 0 LOB: 0 K: 0 BB: 0 S: 3 P: 3	R: 0 H: 1 E: 0 LOB: 1 K: 2 BB: 0 S: 4 P: 4	R: 0 H: 0 E: 0 LOB: 0 K: 2 BB: 0 S: 7 P: 7	R: 0 H: 0 E: 0 LOB: 0 K: 3 BB: 0 S: 9 P: 9	R: 1 H: 1 E: 0 LOB: 0 K: 0 BB: 0 S: 2 P: 2	1B: 5 SF: 0 2B: 0 SAC: 0 3B: 0 DP: 1 HR: 2 HBP: 0						

PITCHER		IP	WLS	BF	H	R	ER	SO	BB	IBB	HBP	BLK	WP	HR	S	P	ERA	WHIP
Dwight Gooden, R ERA: 3.21	(1, 1)	9.0		33	6	3	3	10	2	0	0	0	0	1	51	59	3.00	0.889
Jesse Orosco, L ERA: 4.5	(10, 1)	0.1	L	2	1	1	1	0	0	0	0	0	0	1	2	2	27.00	3.000

PITCHER	IP	WLS	BF	H	R	ER	SO	BB	IBB	HBP	BLK	WP	HR	S	P	ERA	WHIP

BOTTOM

New York Mets @ Philadelphia Phillies

Veterans Stadium, Philadelphia, PA

Wed Sep 30 1987, 7:05 PM EDT

Att. 27,672 - Unknown

livebaseballscorecards.com

AB	33
R	4
H	7
RBI	4
BB	2
SO	10
LOB	8

WP: 0 PA: 35
PB: 0
SB: 2
CS: 1

Batter	1	2	3	4	5	6	7	8	9	AB	R	H	RBI	BB	SO	LOB
Lenny Dykstra, L (1, 8) OBP: 0.350, SLG: 0.454	K		G3		4-3			FC1-5 1-2 2-3		4	0	0	0	0	1	2
Keith Miller, R (1, 4) OBP: 0.408, SLG: 0.511	6-3		S 1B			4-3 1B		K		4	1	2	0	0	1	2
Dave Magadan, L (1, 3) OBP: 0.390, SLG: 0.449	K		1-H 1B			4-3 1-2		F5		4	0	1	1	0	1	3
Howard Johnson, S (1, 5) OBP: 0.363, SLG: 0.502		F3	5-3			L6			F8	4	0	0	0	0	0	0
Mookie Wilson, S (1, 9) OBP: 0.357, SLG: 0.456		4-3		4-3			5-3		G3	4	0	0	0	0	0	0
Barry Lyons, R (1, 2) OBP: 0.290, SLG: 0.381		1B 2B 1B		FC5-4 1B			4-3		L9	4	1	2	0	0	0	0
Mark Carreon, R (1, 7) OBP: 0.250, SLG: 0.250		2B 1-2 1B		FC5-4 CS 1-2f			6-3			3	0	1	0	0	0	1
Kevin Elster, R (1, 6) OBP: 0.800, SLG: 1.200		1-3 2-H 2B		CS 1-2	5-3			FC1-5 BB 1B		3	0	2	1	0	0	0
John Mitchell, R (1, 1) OBP: 0.114, SLG: 0.143	K				L8			FC1-5 1-2 BB		2	0	0	0	0	1	2
Doug Sisk, R (6, 1)										0	0	0	0	0	0	0
Randy Milligan, R (8, PH)										0	0	0	0	1	0	0
Gene Walter, L (8, 1)										0	0	0	0	0	0	0
Inning Stats	R: 0 E: 0 K: 2 S: 7 H: 0 LOB: 0 BB: 0 P: 7	R: 1 E: 0 K: 1 S: 8 H: 3 LOB: 2 BB: 0 P: 8	R: 1 E: 0 K: 0 S: 4 H: 2 LOB: 0 BB: 0 P: 4	R: 0 E: 0 K: 0 S: 3 H: 1 LOB: 0 BB: 0 P: 3	R: 0 E: 0 K: 0 S: 3 H: 0 LOB: 0 BB: 0 P: 3	R: 0 E: 0 K: 0 S: 3 H: 1 LOB: 0 BB: 0 P: 3	R: 0 E: 0 K: 0 S: 3 H: 0 LOB: 0 BB: 0 P: 3	R: 0 E: 0 K: 1 S: 6 H: 1 LOB: 2 BB: 1 P: 10	R: 0 E: 0 K: 0 S: 3 H: 0 LOB: 0 BB: 0 P: 3	1B: 7 2B: 1 3B: 0 HR: 0 SF: 0 SAC: 0 DP: 0 HBP: 0						

PITCHER		IP	WLS	BF	H	R	ER	SO	BB	IBB	HBP	BLK	WP	HR	S	P	ERA	WHIP
John Tudor, L ERA: 3.84	(1, 1)	5.0	W	19	6	2	2	3	0	0	0	0	0	0	25	25	3.60	1.200
Ricky Horton, L ERA: 3.62	(6, 1)	2.0		6	1	0	0	0	0	0	0	0	0	0	6	6	0.00	0.500
Steve Peters, L ERA: 1.93	(8, 1)	2.0	S	8	1	0	0	1	1	0	0	0	0	0	9	13	0.00	1.000

PITCHER	IP	WLS	BF	H	R	ER	SO	BB	IBB	HBP	BLK	WP	HR	S	P	ERA	WHIP

TOP

New York Mets @ St. Louis Cardinals

Busch Stadium, St. Louis, MO

Fri Oct 02 1987, 7:05 PM CDT

Att. 45,517 - Unknown

livebaseballscorecards.com

AB	32
R	2
H	8
RBI	2
BB	1
SO	4
LOB	10

WP: 0	PB: 0	SB: 1	CS: 1	PA: 34					

New York Mets @ St. Louis Cardinals

Busch Stadium, St. Louis, MO

Fri Oct 02 1987, 7:05 PM CDT

Att. 45,517 - Unknown

livebaseballscorecards.com

BOTTOM

Batter	1	2	3	4	5	6	7	8	9	AB	R	H	RBI	BB	SO	LOB
Lance Johnson, L (1, 8) OBP: 0.271, SLG: 0.291	K		5-3		G3 1B 1B		FC3-6 E S 1-2f			4	0	1	0	0	1	1
José Oquendo, S (1, 6) OBP: 0.411, SLG: 0.337	4-3		E SF8 BB		G3 1-2 1B		K			3	1	1	0	1	1	1
Jim Lindeman, R (1, 9) OBP: 0.257, SLG: 0.392	HR		E3 S 1-3 2B		F9		L7 1-3			4	2	1	1	0	0	4
Mike Laga, L (1, 3) OBP: 0.188, SLG: 0.286	F9		SF8 3-H		G3 1-2 2-3			P3		3	0	0	1	0	0	2
Doug DeCinces, R (1, 5) OBP: 0.336, SLG: 0.391		6-3	2B 1-H		6-3			P4		4	0	1	1	0	0	2
Curt Ford, L (1, 7) OBP: 0.327, SLG: 0.410		6-3	G3			4-3		G3		4	0	0	0	0	0	1
Tom Pagnozzi, R (1, 2) OBP: 0.229, SLG: 0.333		E 1B	5-3			F9				3	0	1	0	0	0	0
Tom Lawless, R (1, 4) OBP: 0.182, SLG: 0.053		E6 1-2	6-3			K				3	0	0	0	0	1	1
Steve Peters, L (8, 1)										0	0	0	0	0	0	0
John Tudor, L (1, 1) OBP: 0.243, SLG: 0.200		F7	G3				FC3-6 1B			2	0	0	0	0	0	2
Ricky Horton, L (6, 1) OBP: 0.200, SLG: 0.207										0	0	0	0	0	0	0
Rod Booker, L (7, PH) (8, 4) OBP: 0.365, SLG: 0.348										1	0	1	0	0	0	0
Inning Stats	R: 1 H: 1 E: 0 LOB: 0 K: 1 BB: 0 S: 6 P: 6	R: 0 H: 1 E: 1 LOB: 2 K: 0 BB: 0 S: 5 P: 5	R: 2 H: 1 E: 1 LOB: 1 K: 0 BB: 1 S: 5 P: 9	R: 0 H: 0 E: 0 LOB: 0 K: 0 BB: 0 S: 3 P: 3	R: 0 H: 2 E: 0 LOB: 2 K: 0 BB: 0 S: 5 P: 5	R: 0 H: 0 E: 0 LOB: 0 K: 1 BB: 0 S: 5 P: 5	R: 0 H: 1 E: 0 LOB: 1 K: 1 BB: 0 S: 6 P: 6	R: 0 H: 0 E: 0 LOB: 0 K: 0 BB: 0 S: 3 P: 3		1B: 4 SF: 1 2B: 1 SAC: 0 3B: 0 DP: 0 HR: 1 HBP: 0				WP: 0 PA: 33 PB: 0 SB: 2 CS: 0		

	AB	31
	R	3
	H	6
	RBI	3
	BB	1
	SO	3
	LOB	14

PITCHER		IP	WLS	BF	H	R	ER	SO	BB	IBB	HBP	BLK	WP	HR	S	P	ERA	WHIP
John Mitchell, R ERA: 4.11	(1, 1)	5.0	L	23	5	3	1	1	1	0	0	0	0	1	24	28	1.80	1.200
Doug Sisk, R ERA: 3.46	(6, 1)	2.0		7	1	0	0	2	0	0	0	0	0	0	11	11	0.00	0.500
Gene Walter, L ERA: 3.2	(8, 1)	1.0		3	0	0	0	0	0	0	0	0	0	0	3	3	0.00	0.000

PITCHER		IP	WLS	BF	H	R	ER	SO	BB	IBB	HBP	BLK	WP	HR	S	P	ERA	WHIP

Batter	1	2	3	4	5	6	7	8	9	AB	R	H	RBI	BB	SO	LOB
Lenny Dykstra, L (1, 8) OBP: 0.351, SLG: 0.456	4-3 PB 2B		SH3 2-3		BBB 1-2 BB		4-3	F8		3	1	1	0	1	0	0
Keith Miller, R (1, 4) OBP: 0.407, SLG: 0.490	4-3 2-3		K		F8		1B 2B BB		E S 2B 1B	4	2	1	0	1	1	4
Dave Magadan, L (1, 3) OBP: 0.386, SLG: 0.443	4-3 3-H		4-3		G3		2B 1-3 BB 1B		F8	5	1	1	0	0	0	4
Howard Johnson, S (1, 5) OBP: 0.363, SLG: 0.502	K			F9	K		BB 1-3 3-H 2B		E 1-2 2B IBB	4	1	1	1	1	2	0
Mookie Wilson, S (1, 9) OBP: 0.360, SLG: 0.457		K		S 1B	1B 1B		BB IBB		E5 1-2 2-3 2B	4	2	2	0	1	1	2
Barry Lyons, R (1, 2) OBP: 0.301, SLG: 0.392		K		1-3 1-2	1B 1-2 1B		1-2 2-3 3-H BB		F9 1-H 2-H 3-H 2B	4	0	2	4	1	1	1
Mark Carreon, R (1, 7) OBP: 0.308, SLG: 0.250		BBB BB		5-3	G6-4-3 1-2 2-H 1B		6-3		F9 2-3	4	0	1	1	1	0	5
Kevin Elster, R (1, 6) OBP: 0.400, SLG: 0.600		1-3			F5	G6-4-3 1-2f		K	F8	5	0	0	0	0	1	4
Rick Aguilera, R (1, 1) OBP: 0.244, SLG: 0.325			E5 SH3		E5 WP		6-3	3-1		2	0	0	0	0	0	0
Gregg Jefferies, S (7, PH) OBP: 0.500, SLG: 0.667										1	0	0	0	0	0	0
David Cone, L (7, 1) OBP: 0.094, SLG: 0.097										1	0	0	0	0	0	0

TOP

New York Mets @ St. Louis Cardinals

Busch Stadium, St. Louis, MO

Sat Oct 03 1987, 3:33 AM CDT

Att. 46,845 - Unknown

livebaseballscorecards.com

AB	37
R	7
H	9
RBI	6
BB	6
SO	6
LOB	20

Inning Stats	1	2	3	4	5	6	7	8	9	1B	SF	WP	PA
	R: 1 E: 0 K: 1 S: 6	R: 0 E: 0 K: 2 S: 7	R: 0 E: 1 K: 1 S: 6	R: 0 E: 0 K: 0 S: 4	R: 0 E: 1 K: 0 S: 4	R: 1 E: 0 K: 1 S: 7	R: 2 E: 0 K: 0 S: 5	R: 0 E: 0 K: 1 S: 5	R: 3 E: 1 K: 0 S: 6	6	0	1	44
	H: 1 LOB: 0 BB: 0 P: 6	H: 0 LOB: 1 BB: 1 P: 11	H: 0 LOB: 1 BB: 0 P: 6	H: 1 LOB: 1 BB: 0 P: 4	H: 0 LOB: 2 BB: 1 P: 8	H: 3 LOB: 1 BB: 0 P: 7	H: 2 LOB: 3 BB: 3 P: 17	H: 0 LOB: 0 BB: 0 P: 5	H: 2 LOB: 1 BB: 1 P: 10	2B: 3 3B: 0 HR: 0	SAC: 1 DP: 1 HBP: 0	PB: 1 SB: 2 CS: 0	

PITCHER		IP	WLS	BF	H	R	ER	SO	BB	IBB	HBP	BLK	WP	HR	S	P	ERA	WHIP
Randy O'Neal, R ERA: 5.32	(1, 1)	5.0		21	2	1	1	4	2	0	0	0	1	0	27	35	1.80	0.800
Lee Tunnell, R ERA: 4.84	(6, 1)	2.0	L	13	5	3	3	1	2	1	0	0	0	0	12	24	13.50	3.500
Bill Dawley, R ERA: 4.2	(8, 1)	2.0		10	2	3	2	1	0	1	0	0	0	0	11	15	9.00	1.000

PITCHER	IP	WLS	BF	H	R	ER	SO	BB	IBB	HBP	BLK	WP	HR	S	P	ERA	WHIP

Batter	1	2	3	4	5	6	7	8	9	AB	R	H	RBI	BB	SO	LOB
Lance Johnson, L (1, 8) OBP: 0.270, SLG: 0.288	6-3 E 3-1 1B		FC3-6 S 1-2f			1-3		6-3		4	1	1	0	0	0	1
Tony Peña, R (1, 2) OBP: 0.279, SLG: 0.304	3-1 1-2		K 1-2			F9			F7	2	0	0	0	0	1	2
Doug DeCinces, R (4, 5) OBP: 0.335, SLG: 0.389										2	0	0	0	0	0	0
Terry Pendleton, S (1, 5) OBP: 0.360, SLG: 0.412	6-3 2-3		K			F8			F7	2	0	0	0	0	1	2
Steve Lake, R (4, 2) OBP: 0.286, SLG: 0.343										2	0	0	0	0	0	0
Dan Driessen, L (1, 3) OBP: 0.309, SLG: 0.317	E7 3-H			4-3			F6		G3	2	0	0	0	0	0	0
John Morris, L (7, PH) (8, 9) OBP: 0.317, SLG: 0.413										2	0	0	0	0	0	0
Jim Lindeman, R (1, 9) (8, 3) OBP: 0.253, SLG: 0.386	F5			1-3			K			3	0	0	0	0	1	1
David Green, R (1, 7) OBP: 0.310, SLG: 0.519		K		F6			1B			3	0	1	0	0	1	0
Bill Dawley, R (8, 1) OBP: 0.286, SLG: 0.167										0	0	0	0	0	0	0
José Oquendo, S (1, 6) OBP: 0.407, SLG: 0.333		K			4-3		K			3	0	0	0	0	2	1
Tom Lawless, R (1, 4) OBP: 0.160, SLG: 0.045		G3			5-3			F4		3	0	0	0	0	0	0
Randy O'Neal, R (1, 1) OBP: 0.190, SLG: 0.150			FC3-6 1B		L3			K		1	0	1	0	0	0	0
Jack Clark, R (5, PH) OBP: 0.460, SLG: 0.598										1	0	0	0	0	0	0
Lee Tunnell, R (6, 1) OBP: 0.235, SLG: 0.235										0	0	0	0	0	0	0
Curt Ford, L (8, 7) OBP: 0.325, SLG: 0.408										1	0	0	0	0	1	0
Inning Stats	R: 1 E: 1 K: 0 S: 5 H: 1 LOB: 1 BB: 0 P: 5	R: 0 E: 0 K: 2 S: 7 H: 0 LOB: 0 BB: 0 P: 7	R: 0 E: 0 K: 2 S: 8 H: 1 LOB: 1 BB: 0 P: 8	R: 0 E: 0 K: 0 S: 3 H: 0 LOB: 0 BB: 0 P: 3	R: 0 E: 0 K: 0 S: 3 H: 0 LOB: 0 BB: 0 P: 3	R: 0 E: 0 K: 0 S: 3 H: 0 LOB: 0 BB: 0 P: 3	R: 0 E: 0 K: 2 S: 8 H: 1 LOB: 1 BB: 0 P: 8	R: 0 E: 0 K: 1 S: 5 H: 0 LOB: 0 BB: 0 P: 5	R: 0 E: 0 K: 0 S: 3 H: 0 LOB: 0 BB: 0 P: 3	1B: 3 2B: 0 3B: 0 HR: 0	SF: 0 SAC: 0 DP: 0 HBP: 0						

PITCHER		IP	WLS	BF	H	R	ER	SO	BB	IBB	HBP	BLK	WP	HR	S	P	ERA	WHIP
Rick Aguilera, R ERA: 3.6	(1, 1)	6.0	W	21	2	1	0	4	0	0	0	0	0	0	29	29	0.00	0.333
David Cone, R ERA: 3.71	(7, 1)	3.0	S	10	1	0	0	3	0	0	0	0	0	0	16	16	0.00	0.333

PITCHER	IP	WLS	BF	H	R	ER	SO	BB	IBB	HBP	BLK	WP	HR	S	P	ERA	WHIP

BOTTOM

New York Mets @ St. Louis Cardinals

Busch Stadium, St. Louis, MO

Sat Oct 03 1987, 3:33 AM CDT

Att. 46,845 - Unknown

livebaseballscorecards.com

AB	31
R	1
H	3
RBI	0
BB	0
SO	7
LOB	7

WP: 0 PA: 31
PB: 0
SB: 1
CS: 0

Batter	1	2	3	4	5	6	7	8	9	AB	R	H	RBI	BB	SO	LOB
Mookie Wilson, S (1, 8) OBP: 0.359, SLG: 0.455	G6-4-3, BLK, 3B, 1B		F9 ①	F2 ③			2-3 ②		1-3, 2-H, 3-H, 2B, 1B	4	1	1	0	0	0	1
Randy Myers, L (7, 1) OBP: 0.286, SLG: 0.286										0	0	0	0	0	0	0
Lee Mazzilli, S (9, PH) OBP: 0.399, SLG: 0.460										1	1	1	2	0	0	0
Jesse Orosco, R (9, 1)										0	0	0	0	0	0	0
Tim Teufel, R (1, 4) OBP: 0.398, SLG: 0.545	BBBB, 1-2, G6-4-3, BB		L4 ②		5-3 ①		F7 ③		2-H, 3-H, 2B	4	1	1	2	1	0	0
Keith Hernandez, L (1, 3) OBP: 0.377, SLG: 0.436	G6-4-3 ①② 1-2f, 2-3		SSS, K ③		HR			SSS, K ①	F8 ②	5	1	1	1	0	2	4
Darryl Strawberry, L (1, 9) OBP: 0.398, SLG: 0.583	BBBB, S, 3B, BB			BBB, S, 1B, BB	G3 ②			BBB, CS, BB	2-H, 2B	2	2	1	1	3	0	0
Kevin McReynolds, R (1, 7) OBP: 0.318, SLG: 0.495	1-H, 3-H, 3B			WP, 1-H, HR, 1B	SSS, K ③			F7 ②③ 1-2	6-3 ③	5	1	2	3	0	1	3
Gary Carter, R (1, 2) OBP: 0.290, SLG: 0.392	F8 ③			2-H, HR		5-3 ①			2B, 1B	4	1	2	2	0	0	1
Keith Miller, R (9, PR) OBP: 0.407, SLG: 0.490										0	1	0	0	0	0	0
Barry Lyons, R (9, 2) OBP: 0.301, SLG: 0.392										0	0	0	0	0	0	0
Howard Johnson, S (1, 5) OBP: 0.364, SLG: 0.504		SSS, K ①	SSS, K ①			G6-4-3, 1B			1-3, 1B, 2B	4	1	2	0	0	2	0
Rafael Santana, R (1, 6) OBP: 0.302, SLG: 0.346		F9 ②	H, SH3-4, HBP			G6-4-3 ②③ 1-2f			5-3 ①	3	0	0	0	0	0	4
Sid Fernandez, L (1, 1) OBP: 0.178, SLG: 0.233										1	0	0	0	0	0	0
Terry Leach, R (4, 1) OBP: 0.114, SLG: 0.061		6-3 ③	SH3-4 ② 1-2				4-3 ①		1B, 2B, IBB	0	0	0	0	0	0	0
Lenny Dykstra, L (7, PH) OBP: 0.352, SLG: 0.455 (7, 8)										1	1	0	0	1	0	0
Inning Stats	R: 2 E: 0 K: 0 S: 4 H: 2 LOB: 1 BB: 2 P: 12	R: 0 E: 0 K: 1 S: 5 H: 0 LOB: 0 BB: 0 P: 5	R: 0 E: 0 K: 1 S: 5 H: 0 LOB: 0 BB: 0 P: 5	R: 3 E: 0 K: 1 S: 7 H: 2 LOB: 1 BB: 1 P: 12	R: 1 E: 0 K: 1 S: 6 H: 1 LOB: 0 BB: 0 P: 6	R: 0 E: 0 K: 0 S: 3 H: 1 LOB: 0 BB: 0 P: 3	R: 0 E: 0 K: 0 S: 3 H: 0 LOB: 0 BB: 0 P: 3	R: 0 E: 0 K: 1 S: 4 H: 0 LOB: 0 BB: 1 P: 8	R: 5 E: 0 K: 0 S: 8 H: 5 LOB: 2 BB: 1 P: 12	1B: 5 2B: 3 3B: 1 HR: 2 SF: 0 SAC: 1 DP: 2 HBP: 1							

TOP

New York Mets @ St. Louis Cardinals

Busch Stadium, St. Louis, MO

Sun Oct 04 1987, 3:33 AM CDT

Att. 41,890 - Unknown

livebaseballscorecards.com

AB	34
R	11
H	11
RBI	11
BB	5
SO	5
LOB	13

WP: 1 PB: 0 SB: 2 CS: 1 PA: 41

PITCHER		IP	WLS	BF	H	R	ER	SO	BB	IBB	HBP	BLK	WP	HR	S	P	ERA	WHIP
Greg Mathews, L ERA: 3.73	(1, 1)	2.0		9	2	2	2	1	2	0	0	1	0	0	9	17	9.00	2.000
Joe Magrane, L ERA: 3.54	(3, 1)	3.0		14	3	4	4	3	1	0	1	0	1	2	18	23	12.00	1.333
Ken Dayley, L ERA: 2.66	(6, 1)	1.0		3	1	0	0	0	0	0	0	0	0	0	3	3	0.00	1.000
Todd Worrell, R ERA: 2.66	(7, 1)	1.0		3	0	0	0	0	0	0	0	0	0	0	3	3	0.00	0.000
Steve Peters, L ERA: 1.8	(8, 1)	1.0		3	0	0	0	1	1	0	0	0	0	0	4	8	0.00	1.000
Bill Dawley, R ERA: 4.38	(9, 1)	0.1	L	3	2	3	3	0	0	0	0	0	0	0	3	3	81.00	6.000
Ricky Horton, L ERA: 3.82	(9, 1)	0.2		6	3	2	2	0	0	1	0	0	0	0	5	9	27.00	4.500

New York Mets @ St. Louis Cardinals

Busch Stadium, St. Louis, MO

Sun Oct 04 1987, 3:33 AM CDT

Att. 41,890 - Unknown

livebaseballscorecards.com

BOTTOM

Batter	1	2	3	4	5	6	7	8	9	AB	R	H	RBI	BB	SO	LOB
Vince Coleman, S (1, 7) OBP: 0.363, SLG: 0.358	S S S 0-3 K ①		x 0-0 S 3-H 1B	x 0-0 4-3 ③			x 0-0 F9 ②		S S S 0-3 K ②	5	0	1	1	0	2	2
Ozzie Smith, S (1, 6) OBP: 0.392, SLG: 0.383 Lance Johnson, L (7, 8) OBP: 0.270, SLG: 0.288 Jack Clark, R (7, PH) OBP: 0.459, SLG: 0.597 Steve Peters, L (8, 1) Bill Dawley, R (9, 1) OBP: 0.286, SLG: 0.167 Ricky Horton, L (9, 1) OBP: 0.200, SLG: 0.207 Steve Lake, R (9, PH) OBP: 0.289, SLG: 0.346	x 0-0 F6 ②		x 0-0 F8 ③ 1-2		x 0-0 6-3 ①		S S S 0-3 K ③		x 0-0 2B 1B	3 0 1 0 0 0 0 1	0 0 0 0 0 0 0 0	0 0 0 0 0 0 0 0	0 0 0 0 0 0 0 0	0 0 1 0 0 0 0 0	0 0 1 0 0 0 0 0	1 0 1 0 0 0 0 0
Tom Herr, S (1, 4) OBP: 0.346, SLG: 0.331 Tom Lawless, R (5, 4) OBP: 0.179, SLG: 0.120	x 0-0 F8 ③			B B B 4-0 1B 1B BB	x 0-0 6-3 ②			x 0-0 F7 ①	x 0-0 1-3 2B	1 3	1 0	0 1	0 0	1 0	0 0	0 0
David Green, R (1, 9) OBP: 0.313, SLG: 0.500 Ken Dayley, L (6, 1) Todd Worrell, R (7, 1) OBP: 0.100, SLG: 0.100 Rod Booker, L (8, 6) OBP: 0.370, SLG: 0.340		x 0-0 F6 ①		x 0-0 BB 1B SF7 1-3 1B	S S S 0-3 K ③			S S S 0-3 K ②	B B B B 4-0 BB	3 0 0 1	1 0 0 0	1 0 0 0	0 0 0 1	0 0 0 1	1 0 0 1	0 0 0 0
Terry Pendleton, S (1, 5) OBP: 0.360, SLG: 0.412 Doug DeCinces, R (7, 5) OBP: 0.335, SLG: 0.392		x 0-0 F9 ②		x 0-0 S BB 1B 1-2 3-H 1B		x 0-0 1-3 ①		x 0-0 1B 2B	S S S 0-3 K ③	3 2	1 1	1 1	1 0	0 0	0 1	0 3
Tom Pagnozzi, R (1, 3) OBP: 0.250, SLG: 0.333 (8, 2)		S S S 0-3 K ③		B B B 4-0 S 1B 1-2 2-3 BB		S S S 0-3 K ②		x 0-0 BB 2-H 1B		3	1	1	1	1	2	0
José Oquendo, S (1, 8) OBP: 0.408, SLG: 0.335 (7, 6) (8, 8)			x 0-0 F9 4-3 1B 1B	x 0-0 SF7 ① 3-H		S S S 0-3 K ③		B B B 4-0 1-2 BB		2	1	1	1	1	1	0
Tony Peña, R (1, 2) OBP: 0.281, SLG: 0.307 Mike Laga, L (8, 3) OBP: 0.182, SLG: 0.276			x 0-0 4-3 ① 1-2	x 0-0 SH5-4 1-H 2-H 1B			x 0-0 1B	x 0-0 F9 ③		3 1	0 0	2 0	2 0	0 0	0 0	1 2
Greg Mathews, R (1, 1) OBP: 0.225, SLG: 0.206 Joe Magrane, R (3, 1) OBP: 0.196, SLG: 0.231 John Morris, L (6, 9) OBP: 0.314, SLG: 0.408			x 0-0 F9 ② 2-3	x 0-0 SH5-4 ② 1-2			S S S 0-3 K ①		x 0-0 5-3 ①	0 1 2	0 0 0	0 0 0	0 0 0	0 0 1	0 1 1	0 1 1
Inning Stats	R: 0 E: 0 K: 1 S: 5 H: 0 LOB: 0 BB: 0 P: 5	R: 0 E: 0 K: 1 S: 5 H: 0 LOB: 0 BB: 0 P: 5	R: 1 E: 0 K: 0 S: 5 H: 2 LOB: 1 BB: 0 P: 5	R: 4 E: 0 K: 0 S: 6 H: 3 LOB: 1 BB: 2 P: 14	R: 0 E: 0 K: 1 S: 5 H: 0 LOB: 0 BB: 0 P: 5	R: 0 E: 0 K: 2 S: 7 H: 0 LOB: 0 BB: 0 P: 7	R: 0 E: 0 K: 2 S: 8 H: 1 LOB: 1 BB: 0 P: 8	R: 1 E: 0 K: 1 S: 7 H: 2 LOB: 2 BB: 1 P: 11	R: 0 E: 0 K: 2 S: 9 H: 2 LOB: 3 BB: 1 P: 13	1B: 8 2B: 2 3B: 0 HR: 0	SF: 1 SAC: 1 DP: 0 HBP: 0						

	AB	35
	R	6
	H	10
	RBI	6
	BB	4
	SO	10
	LOB	12

WP: 0 PB: 0 SB: 3 CS: 0 PA: 41

PITCHER		IP	WLS	BF	H	R	ER	SO	BB	IBB	HBP	BLK	WP	HR	S	P	ERA	WHIP
Sid Fernandez, L ERA: 3.81	(1, 1)	3.1		17	5	5	5	2	2	0	0	0	0	0	19	27	13.50	2.100
Terry Leach, R ERA: 3.22	(4, 1)	2.2		8	0	0	0	3	0	0	0	0	0	0	14	14	0.00	0.000
Randy Myers, L ERA: 3.96	(7, 1)	2.0	W	10	3	1	1	3	1	0	0	0	0	0	15	19	4.50	2.000
Jesse Orosco, L ERA: 4.44	(9, 1)	1.0		6	2	0	0	2	1	0	0	0	0	0	9	13	0.00	3.000

PITCHER	IP	WLS	BF	H	R	ER	SO	BB	IBB	HBP	BLK	WP	HR	S	P	ERA	WHIP