

# New York Mets - 1987

Batter	1	2	3	4	5	6	7	8	9	AB	R	H	RBI	BB	SO	LOB	TOP					
Barry Bonds, L (1,8) OBP: 0.400, SLG: 0.500	F2	F8			F7		1B 2B		1B BB	4	0	1	0	1	0	2						
Junior Ortiz, R (1,2) OBP: 0.500, SLG: 0.500	F9		6-3		G1-6-3 BB		G4-6-3 1B		1-2 2-3 BB	4	0	2	1	1	0	0						
Johnny Ray, S (1,4) OBP: 0.400, SLG: 0.400	1B		E7 1B		G1-6-3 1-2		G4-6-3 1-2		F4	5	0	2	0	0	0	6						
Bobby Bonilla, S (1,7) OBP: 0.200, SLG: 0.200	1-3 1B		E6 2-3		6-3			F9	4-3	5	0	1	0	0	0	4						
Andy Van Slyke, L (1,9) OBP: 0.250, SLG: 0.750	K		K		1B 3B			K		4	1	1	0	0	3	4						
Jim Morrison, R (1,5) OBP: 0.500, SLG: 0.500		FC5-3 1B	F8		1B			5-3		4	0	2	1	0	0	2						
Sid Bream, L (1,3) OBP: 0.750, SLG: 0.750		FC5-3 1-2 1B			G1-6-3 1B			K	BB 1B 1B	4	1	3	0	0	1	1						
Rafael Belliard, R (1,6) OBP: 0.900, SLG: 1.000	F8		G1-6-3		F6			1B BB 1B		3	0	0	0	0	0	4						
Onix Concepcion, R (9, PH) OBP: 1.000, SLG: 1.000										1	0	1	0	0	0	0						
Bill Almon, R (9, FR)										0	0	0	0	0	0	0						
Bob Patterson, R (1,1)		FC5-3			4-3					2	0	0	0	0	0	2						
John Cangelosi, S (7, PH)										1	0	0	0	0	0	0						
Brian Fisher, R (7,1)										0	0	0	0	0	0	0						
John Smiley, L (8,1)										0	0	0	0	0	0	0						
Mike Diaz, R (9, PH)		1-2 2-3								1	0	0	0	0	0	2						
<b>Inning Stats</b>	R: 0 E: 0 K: 1 S: 7	H: 2 LOB: 2 BB: 0 P: 7	R: 0 E: 0 K: 0 S: 5	H: 2 LOB: 2 BB: 0 P: 5	R: 0 E: 2 K: 1 S: 7	H: 1 LOB: 2 BB: 0 P: 7	R: 0 E: 0 K: 0 S: 3	H: 1 LOB: 0 BB: 0 P: 3	R: 0 E: 0 K: 0 S: 2	H: 0 LOB: 0 BB: 1 P: 6	R: 1 E: 0 K: 1 S: 7	H: 2 LOB: 1 BB: 0 P: 7	R: 0 E: 0 K: 0 S: 4	H: 2 LOB: 1 BB: 0 P: 4	R: 0 E: 0 K: 1 S: 5	H: 0 LOB: 0 BB: 0 P: 5	R: 1 E: 0 K: 0 S: 6	H: 3 LOB: 3 BB: 1 P: 10	1B: 11 2B: 1 3B: 1 HR: 0	SF: 0 SAC: 0 DP: 3 HBP: 0	WP: 0 PB: 0 SB: 0 CS: 0	PA: 40
<b>PITCHER</b>	IP WLS BF H R ER SO BB IBB HBP BLK WP HR S P ERA WHIP																					
Bob Ojeda, L (1,1) ERA: 1.29	7.0 W 30 10 1 1 3 1 0 0 0 0 0 35 39 1.29 1.571																					
Jesse Orosco, L (8,1) ERA: 4.5	2.0 S 10 3 1 1 1 1 0 0 0 0 0 0 11 15 4.50 2.000																					

Pittsburgh Pirates @ New York Mets  
Shea Stadium, Flushing, NY  
Tue Apr 07 1987, 3:33 AM EDT  
Att: 46,102 - Unknown


AB 38  
R 2  
H 13  
RBI 2  
BB 2  
SO 4  
LOB 27



Batter	1	2	3	4	5	6	7	8	9	AB	R	H	RBI	BB	SO	LOB	BOTTOM			
Mookie Wilson, S (1,8) OBP: 0.500, SLG: 0.500	CI HR 1B		1B		K		K			4	1	2	0	0	2	0				
Tim Teufel, R (1,4)	CI		F7		F8				G3	2	1	0	0	0	0	1				
Wally Backman, S (8,4)	HR									1	0	0	0	0	0	0				
Keith Hernandez, L (1,3) OBP: 0.500, SLG: 0.750	L9		L7		1B				1B 2B	4	0	2	0	0	0	3				
Gary Carter, R (1,2) OBP: 0.500, SLG: 0.500	F6		1-2 1B		5-3				2H 1B	4	0	2	0	0	0	3				
Darryl Strawberry, L (1,9) OBP: 0.250, SLG: 1.000	1-1 2-H HR		4-3				F8		4-3	4	1	1	3	0	0	3				
Kevin McReynolds, R (1,7)	5-3				5-3		F9			3	0	0	0	0	0	0				
Howard Johnson, S (1,5)			F2		6-3 BB		K			2	0	0	0	1	1	0				
Rafael Santana, R (1,6)		F8			6-3				6-3	3	0	0	0	0	0	1				
Bob Ojeda, L (1,1)										2	0	0	0	0	1	1				
Lenny Dykstra, L (7, PH) (8,8)					K				6-3	1	0	0	0	0	0	0				
<b>Inning Stats</b>	R: 3 E: 1 K: 0 S: 6	H: 2 LOB: 0 BB: 0 P: 6	R: 0 E: 0 K: 0 S: 3	H: 0 LOB: 0 BB: 0 P: 3	R: 0 E: 0 K: 1 S: 5	H: 2 LOB: 2 BB: 0 P: 5	R: 0 E: 0 K: 1 S: 5	H: 0 LOB: 1 BB: 1 P: 9	R: 0 E: 0 K: 1 S: 6	H: 0 LOB: 0 BB: 0 P: 6	R: 0 E: 0 K: 1 S: 5	H: 0 LOB: 0 BB: 0 P: 5	R: 0 E: 0 K: 1 S: 5	H: 0 LOB: 0 BB: 0 P: 5	R: 0 E: 0 K: 0 S: 4	H: 2 LOB: 1 BB: 0 P: 4	1B: 5 2B: 1 3B: 0 HR: 1	SF: 0 SAC: 0 DP: 0 HBP: 0	WP: 0 PB: 0 SB: 0 CS: 0	PA: 32
<b>PITCHER</b>	IP WLS BF H R ER SO BB IBB HBP BLK WP HR S P ERA WHIP																			
Bob Patterson, L (1,1) ERA: 3.0	6.0 L 25 5 3 2 3 1 0 0 0 0 0 1 30 34 3.00 1.000																			
Brian Fisher, R (7,1)	1.0 3 0 0 0 1 0 0 0 0 0 0 0 5 5 0.00 0.000																			
John Smiley, L (8,1) ERA:	1.0 4 2 0 0 0 0 0 0 0 0 0 0 4 4 0.00 2.000																			

Pittsburgh Pirates @ New York Mets  
Shea Stadium, Flushing, NY  
Tue Apr 07 1987, 3:33 AM EDT  
Att: 46,102 - Unknown

AB 30  
R 3  
H 7  
RBI 3  
BB 1  
SO 4  
LOB 12





Batter	1	2	3	4	5	6	7	8	9	AB	R	H	RBI	BB	SO	LOB	TOP			
Barry Bonds, L (1,8) OBP: 0.400, SLG: 0.333										2	0	0	1	2	1	0				
Andy Van Slyke, L (1,9) OBP: 0.250, SLG: 0.625										4	0	1	1	0	0	4				
Johnny Ray, S (1,4) OBP: 0.222, SLG: 0.222										4	0	0	0	0	0	2				
Bobby Bonilla, S (1,7) OBP: 0.333, SLG: 0.444										4	0	2	0	0	0	2				
Sid Bream, L (1,3) OBP: 0.375, SLG: 0.375										4	0	0	0	0	2	2				
Jim Morrison, R (1,5) OBP: 0.500, SLG: 0.571										3	0	1	0	1	0	0				
Michael LaValliere, L (1,2) Junior Ortiz, R (8,PH) OBP: 0.500, SLG: 0.400										2	0	0	0	1	0	2	AB 32			
Rafael Belliard, R (1,6) John Cangelosi, S (9,PH)										3	1	1	0	0	1	2	R 2			
Doug Drabek, R (1,1) R.J. Reynolds, S (7,PH) Logan Easley, R (7,1) Don Robinson, R (8,1) Mike Diaz, R (9,PH)										2	0	0	0	0	1	2	H 6			
<b>Inning Stats</b>	R: 0 E: 0 K: 0 S: 3	H: 0 LOB: 1 BB: 1 P: 7	R: 0 E: 0 K: 1 S: 5	H: 0 LOB: 0 BB: 0 P: 5	R: 0 E: 0 K: 1 S: 5	H: 0 LOB: 0 BB: 0 P: 5	R: 0 E: 0 K: 0 S: 4	H: 1 LOB: 1 BB: 0 P: 4	R: 0 E: 0 K: 0 S: 4	H: 1 LOB: 3 BB: 2 P: 8	R: 2 E: 0 K: 0 S: 6	H: 3 LOB: 1 BB: 0 P: 6	R: 0 E: 0 K: 1 S: 5	H: 0 LOB: 0 BB: 0 P: 5	R: 0 E: 0 K: 3 S: 9	H: 0 LOB: 0 BB: 0 P: 9	1B: 2 2B: 4 3B: 0 HR: 0	SF: 1 SAC: 0 DP: 0 HBP: 0	WP: 0 PB: 0 SB: 1 CS: 0	PA: 37
<b>PITCHER</b>	IP WLS BF H R ER SO BB IBB HBP BLK WP HR S P ERA WHIP																			
Ron Darling, R (1,1) ERA: 2.84	6.1 28 5 2 2 3 4 0 0 0 0 0 0 30 46 2.84 1.421																			
Gene Walter, L (7,1) ERA:	0.2 W 3 1 0 0 0 0 0 0 0 0 0 0 3 3 0.00 1.500																			
Jesse Orosco, L (8,1) ERA: 2.25	2.0 S 6 0 0 0 4 0 0 0 0 0 0 0 14 14 0.00 0.000																			

Pittsburgh Pirates @ New York Mets  
Shea Stadium, Flushing, NY  
Thu Apr 09 1987, 3:33 AM EDT  
Att: 20,598 - Unknown

AB 32  
R 2  
H 6  
RBI 2  
BB 4  
SO 7  
LOB 16



Batter	1	2	3	4	5	6	7	8	9	AB	R	H	RBI	BB	SO	LOB	BOTTOM	
Lenny Dykstra, L (1,8) OBP: 0.200, SLG: 0.200										4	1	1	0	0	2	0		
Wally Backman, S (1,4) OBP: 0.400, SLG: 0.400										4	0	2	0	0	0	0		
Keith Hernandez, L (1,3) OBP: 0.375, SLG: 0.429										3	0	0	0	1	0	3		
Gary Carter, R (1,2) OBP: 0.375, SLG: 0.375										4	0	1	1	0	0	2		
Darryl Strawberry, L (1,9) OBP: 0.429, SLG: 1.429										3	2	2	1	0	0	0		
Kevin McReynolds, R (1,7) OBP: 0.167, SLG: 0.667										3	1	1	1	0	0	1		
Howard Johnson, S (1,5) ERA:										2	0	0	1	0	1	0	AB 29	
Rafael Santana, R (1,6) ERA:										3	0	0	0	0	0	0	R 4	
Ron Darling, R (1,1) Gene Walter, L (7,1) Jesse Orosco, R (8,1)										2	0	0	0	0	0	0	H 7	
<b>Inning Stats</b>	R: 2 E: 0 K: 1 S: 5	H: 2 LOB: 0 BB: 0 P: 7	R: 0 E: 0 K: 1 S: 5	H: 0 LOB: 0 BB: 0 P: 5	R: 0 E: 0 K: 0 S: 3	H: 0 LOB: 0 BB: 0 P: 3	R: 0 E: 0 K: 0 S: 4	H: 1 LOB: 1 BB: 0 P: 4	R: 1 E: 0 K: 0 S: 4	H: 1 LOB: 0 BB: 0 P: 4	R: 1 E: 0 K: 0 S: 5	H: 3 LOB: 2 BB: 0 P: 5	R: 0 E: 0 K: 0 S: 5	H: 0 LOB: 0 BB: 0 P: 9	1B: 4 2B: 1 3B: 0 HR: 2	SF: 1 SAC: 0 DP: 0 HBP: 0	WP: 0 PB: 0 SB: 0 CS: 0	PA: 31
<b>PITCHER</b>	IP WLS BF H R ER SO BB IBB HBP BLK WP HR S P ERA WHIP																	
Doug Drabek, R (1,1) ERA: 3.0	6.0 22 3 2 2 3 1 0 0 0 0 0 0 27 31 3.00 0.667																	
Logan Easley, R (7,1) ERA: 13.5	1.1 L 7 3 2 2 0 0 0 0 0 0 0 0 7 7 13.50 2.250																	
Don Robinson, R (8,1) ERA:	0.2 2 1 0 0 0 0 0 0 0 0 0 0 2 2 0.00 1.500																	

Pittsburgh Pirates @ New York Mets  
Shea Stadium, Flushing, NY  
Thu Apr 09 1987, 3:33 AM EDT  
Att: 20,598 - Unknown

AB 29  
R 4  
H 7  
RBI 4  
BB 1  
SO 3  
LOB 6





Batter	1	2	3	4	5	6	7	8	9	AB	R	H	RBI	BB	SO	LOB	TOP				
Dion James, L (1, 8) OBP: 0.500, SLG: 0.545	0-0 4-3	4-0 BB		0-0 1-H 2B		0-0 K		0-0 1-3		4	0	1	2	1	1	0					
Andres Thomas, R (1, 6) OBP: 0.333, SLG: 0.300 Graig Nettles, L (9, PH)	0-0 F2	0-0 F5		1-0 HBP		4-0 FC6-4 BB		0-0 F7		2	0	0	0	1	0	3					
Gary Roenicke, R (1, 7) OBP: 0.231, SLG: 0.091	0-3 K		0-0 G1-4-3	0-3 K		0-0 F9				4	0	0	0	0	2	3					
Dale Murphy, R (1, 9) OBP: 0.462, SLG: 0.364		4-0 WP 1B BB	0-0 S 1B		0-3 K		0-0 FC6-4 1-2			3	1	1	0	1	1	1					
Ted Simmons, S (1, 3)		0-3 K	0-0 F7		0-0 L3			0-3 K		4	0	0	0	0	2	2					
Rafael Ramirez, R (1, 5) OBP: 0.625, SLG: 0.500	0-0 1B WP BB 1B	0-0 F7		0-0 F7		0-0 F7		1-0 BB HBP		3	1	1	0	0	0	1					
Bruce Benedict, R (1, 2)	0-3 K		0-3 K		0-0 F7		4-0 G5-4-3 BB			3	0	0	0	1	2	2					
Glenn Hubbard, R (1, 4) OBP: 0.692, SLG: 0.625	4-0 BB 1B IBB		4-0 2B BB		0-0 4-3		0-0 G5-4-3 1-2			2	1	0	0	2	0	2					
David Palmer, R (1, 1) OBP: 0.333, SLG: 0.333 Ed Olwine, R (8, 1) Gerald Perry, L (9, PH)	0-0 BB 1B		0-0 B1		0-3 K		0-0 5-3			3	0	1	1	0	1	1					
<b>Inning Stats</b>	R: 0 E: 0 K: 1 S: 5	H: 0 LOB: 0 BB: 0 P: 5	R: 2 E: 0 K: 2 S: 9	H: 2 LOB: 3 BB: 3 P: 21	R: 0 E: 0 K: 0 S: 4	H: 1 LOB: 1 BB: 0 P: 4	R: 1 E: 0 K: 2 S: 8	H: 1 LOB: 2 BB: 1 P: 13	R: 0 E: 0 K: 1 S: 5	H: 0 LOB: 0 BB: 0 P: 5	R: 0 E: 0 K: 1 S: 5	H: 0 LOB: 1 BB: 1 P: 9	R: 0 E: 0 K: 1 S: 4	H: 0 LOB: 1 BB: 1 P: 9	R: 0 E: 0 K: 0 S: 3	H: 0 LOB: 0 BB: 0 P: 3	1B: 3 2B: 1 3B: 0 HR: 0	SF: 0 SAC: 0 DP: 1 HBP: 2	WP: 1 PB: 0 CS: 1	PA: 38	
<b>PITCHER</b>	IP	WLS	BF	H	R	ER	SO	BB	IBB	HBP	BLK	WP	HR	S	P	ERA	WHIP				
Sid Fernandez, L (1, 1) ERA: 3.86	7.0	W	31	4	3	3	8	4	1	1	0	1	0	41	62	3.86	1.143				
Doug Sisk, R (8, 1) ERA:	2.0	S	7	0	0	0	1	1	0	1	0	0	0	7	12	0.00	0.500				

Atlanta Braves @ New York Mets  
Shea Stadium, Flushing, NY  
Fri Apr 10 1987, 7:05 PM EDT  
Att: 29,292 - Unknown

AB 30  
R 3  
H 4  
RBI 3  
BB 6  
SO 9  
LOB 15




Batter	1	2	3	4	5	6	7	8	9	AB	R	H	RBI	BB	SO	LOB	BOTTOM				
Lenny Dykstra, L (1, 8) OBP: 0.333, SLG: 0.778	0-0 4-3			0-0 E6 1B HR 4-3	0-0 6-3 2B		0-0 1-H HR			4	2	2	2	0	0	0					
Wally Backman, S (1, 4) OBP: 0.222, SLG: 0.222	0-0 F7			0-0 4-3	0-0 6-3		0-0 4-3			4	0	0	0	0	0	2					
Keith Hernandez, L (1, 3) OBP: 0.250, SLG: 0.273	0-0 G3			0-3 K	0-0 3-1		0-3 K			4	0	0	0	0	2	2					
Gary Carter, R (1, 2) OBP: 0.417, SLG: 0.417		0-0 6-3		0-0 2-3 HR 1B		0-0 1B		0-0 6-3		4	1	2	0	0	0	0					
Darryl Strawberry, L (1, 9) OBP: 0.364, SLG: 1.273	0-0 F9			0-0 1-H 3-H HR		0-3 K		0-3 K		4	1	1	3	0	2	1					
Kevin McReynolds, R (1, 7) OBP: 0.300, SLG: 0.889	0-0 6-3			4-0 1B BB		0-0 F8		0-0 HR		3	1	1	1	1	0	1					
Howard Johnson, S (1, 5) OBP: 0.200, SLG: 0.125			0-0 F7	0-0 1-2 1B		0-3 K		0-0 F2		4	0	1	0	0	1	1					
Rafael Santana, R (1, 6)			0-0 5-3	0-0 1-3			0-0 6-3			3	0	0	0	0	0	2					
Sid Fernandez, L (1, 1) Lee Mazzilli, S (7, PH) Doug Sisk, R (8, 1)			0-3 K		0-0 F9		4-0 HR BB			2	0	0	0	0	1	0					
<b>Inning Stats</b>	R: 0 E: 0 K: 0 S: 3	H: 0 LOB: 0 BB: 0 P: 3	R: 0 E: 0 K: 0 S: 3	H: 0 LOB: 0 BB: 0 P: 3	R: 0 E: 0 K: 1 S: 5	H: 0 LOB: 0 BB: 0 P: 5	R: 3 E: 1 K: 1 S: 9	H: 3 LOB: 2 BB: 1 P: 13	R: 0 E: 0 K: 0 S: 4	H: 1 LOB: 1 BB: 0 P: 4	R: 0 E: 0 K: 2 S: 8	H: 1 LOB: 1 BB: 0 P: 8	R: 2 E: 0 K: 1 S: 6	H: 1 LOB: 0 BB: 1 P: 10	R: 1 E: 0 K: 1 S: 6	H: 1 LOB: 0 BB: 0 P: 6	1B: 3 2B: 1 3B: 0 HR: 3	SF: 0 SAC: 0 DP: 0 HBP: 0	WP: 0 PB: 0 CS: 0	PA: 34	
<b>PITCHER</b>	IP	WLS	BF	H	R	ER	SO	BB	IBB	HBP	BLK	WP	HR	S	P	ERA	WHIP				
David Palmer, R (1, 1) ERA: 2.57	7.0	L	30	6	5	2	5	2	0	0	0	0	1	38	46	2.57	1.143				
Ed Olwine, L (8, 1) ERA: 9.0	1.0		4	1	1	1	1	0	0	0	0	0	1	6	6	9.00	1.000				


Atlanta Braves @ New York Mets  
Shea Stadium, Flushing, NY  
Fri Apr 10 1987, 7:05 PM EDT  
Att: 29,292 - Unknown

AB 32  
R 6  
H 7  
RBI 6  
BB 2  
SO 6  
LOB 9





Batter	1	2	3	4	5	6	7	8	9	AB	R	H	RBI	BB	SO	LOB	TOP										
Dion James, L OBP: 0.524, SLG: 0.600 (1, 8)	0-3 K		0-0 G3 2B		0-0 2B 1B	0-3 K			4-0 FC4-6 BB	4	1	2	0	1	2	1	<p>Atlanta Braves @ New York Mets Shea Stadium, Flushing, NY</p> <p>Sat Apr 11 1987, 3:33 AM EDT Att: 37,437 - Unknown</p> <p>livebaseballscores.com</p> <p>AB 37 R 4 H 11 RBI 3 BB 3 SO 10 LOB 21</p> 										
Ken Oberkfell, L OBP: 0.571, SLG: 0.692 (1, 5)	0-0 FC6-4 1B		0-0 G3		0-0 F7		0-3 K		0-0 B5	5	0	1	0	0	1	3											
Gerald Perry, L (1, 3)	0-3 K		0-3 K		0-0 F7		0-0 4-3		0-0 FC4-6 1B	5	1	0	0	0	2	4											
Dale Murphy, R OBP: 0.444, SLG: 0.438 (1, 9)	0-0 FC6-4		0-0 5-3		0-0 2B		0-0 E5		0-0 1B CS 1B	5	0	2	1	0	0	2											
Ken Griffey, L OBP: 0.500, SLG: 0.636 (1, 7)		0-0 2B 6-3 1B		0-0 SH1-3 BB	0-3 K				0-0 1B	4	1	2	1	1	2	2											
Andres Thomas, R OBP: 0.333, SLG: 0.385 (1, 6)		0-0 6-3 2B		0-0 SH1-3		0-0 6-3		0-0 L3	0-0 CS	3	0	1	0	0	0	0											
Ozzie Virgil, R OBP: 0.273, SLG: 0.500 (1, 2)	0-3 K		0-3 K		0-0 1B 1B		0-0 F7			4	1	1	0	0	2	3											
Glenn Hubbard, R OBP: 0.706, SLG: 0.636 (1, 4)	0-0 6-3		0-0 FC4-6 IBB		0-0 FC3-6 1B		0-0 1B		0-0 1B	3	0	2	1	1	0	1											
Rick Mahler, R OBP: 0.167, SLG: 0.333 Jim Acker, R ERA: 2.45 Graig Nettles, L Paul Assenmacher, L Ted Simmons, S Gene Garber, R (1, 1) (4, 1) (6, PH) (6, 1) (8, PH) (8, 1)	0-3 K		0-0 FC4-6		0-0 FC3-6		0-0 F8			2	0	0	0	0	1	3											
Inning Stats	R: 0 E: 0 K: 2 S: 8	H: 1 LOB: 1 BB: 0 P: 8	R: 1 E: 0 K: 2 S: 9	H: 2 LOB: 1 BB: 0 P: 9	R: 0 E: 0 K: 1 S: 6	H: 1 LOB: 1 BB: 0 P: 6	R: 0 E: 0 K: 1 S: 5	H: 0 LOB: 2 BB: 2 P: 13	R: 1 E: 0 K: 1 S: 7	H: 2 LOB: 1 BB: 0 P: 7	R: 0 E: 1 K: 2 S: 8	H: 0 LOB: 1 BB: 0 P: 8	R: 0 E: 0 K: 0 S: 4	H: 1 LOB: 1 BB: 0 P: 4	R: 1 E: 0 K: 0 S: 4	H: 2 LOB: 1 BB: 1 P: 8		1B: 8 2B: 3 3B: 0 HR: 0	SF: 0 SAC: 1 DP: 0 HBP: 0	WP: 0 PB: 0 SB: 1 CS: 1	PA: 42						
PITCHER	IP	WLS	BF	H	R	ER	SO	BB	IBB	HBP	BLK	WP	HR	S	P	ERA	WHIP										
Rick Aguilera, R ERA: 3.38 (1, 1)	5.1		26	8	3	2	7	1	1	0	0	0	0	38	46	3.38	1.688										
Gene Walter, L ERA: (6, 1)	0.2		2	0	0	0	1	0	0	0	0	0	0	4	4	0.00	0.000										
David Cone, R ERA: 3.0 (7, 1)	3.0	L	13	3	1	1	2	1	0	0	0	0	0	16	20	3.00	1.333										

Batter	1	2	3	4	5	6	7	8	9	AB	R	H	RBI	BB	SO	LOB	BOTTOM										
Lenny Dykstra, L OBP: 0.308, SLG: 0.583 David Cone, L Lee Mazzilli, S (9, PH)	0-3 K		0-0 6-3	4-0 1B BB		0-3 K			4-0 G3 SH5-4 BB	3	0	0	0	1	2	0	<p>Atlanta Braves @ New York Mets Shea Stadium, Flushing, NY</p> <p>Sat Apr 11 1987, 3:33 AM EDT Att: 37,437 - Unknown</p> <p>livebaseballscores.com</p> <p>AB 34 R 3 H 9 RBI 3 BB 5 SO 4 LOB 16</p> 										
Wally Backman, S OBP: 0.308, SLG: 0.308 (1, 4)	0-0 6-3		0-0 4-3 1B	0-0 1-3 2-H 3-H 1B		0-0 6-3		0-0 SH5-4	4	0	2	2	0	0	0												
Keith Hernandez, L OBP: 0.235, SLG: 0.250 (1, 3)	0-0 1B		0-0 4-3	0-0 K		0-0 F4		0-0 G3	5	0	1	0	0	1	4												
Gary Carter, R OBP: 0.294, SLG: 0.294 (1, 2)	0-0 5-3		0-0 1-3		0-0 5-3		0-0 F7		0-0 F8	5	0	0	0	0	3												
Darryl Strawberry, L OBP: 0.333, SLG: 1.000 (1, 9)		0-0 4-3		0-0 CS 1B	0-0 F7		0-0 3-1			4	0	1	0	0	0	0											
Kevin McReynolds, R OBP: 0.429, SLG: 1.091 (1, 7)		4-0 1B BB		0-0 1-2 HR	4-0 BB BB		0-0 F8			2	1	1	1	2	0	0											
Howard Johnson, S OBP: 0.429, SLG: 0.364 (1, 5)		0-0 1-2 1B		0-0 BB 1B 1B	4-0 BB 1B		0-0 6-3 1B			3	1	3	0	1	0	0											
Rafael Santana, R (1, 6)		0-0 F6		0-0 F9	0-0 F8		0-0 6-3			4	0	0	0	0	0	6											
Rick Aguilera, R OBP: 0.500, SLG: 0.500 Gene Walter, L Mookie Wilson, S OBP: 0.333, SLG: 0.333 (6, PH) (7, 8)	0-0 6-3		0-0 BB 1B	0-0 1-2 1B	0-3 K		0-0 G3			2	1	1	0	0	0	2											
Inning Stats	R: 0 E: 0 K: 1 S: 6	H: 1 LOB: 1 BB: 0 P: 6	R: 0 E: 0 K: 0 S: 4	H: 1 LOB: 2 BB: 1 P: 8	R: 0 E: 0 K: 0 S: 4	H: 1 LOB: 1 BB: 0 P: 4	R: 3 E: 0 K: 1 S: 9	H: 5 LOB: 2 BB: 1 P: 13	R: 0 E: 0 K: 0 S: 3	H: 0 LOB: 2 BB: 2 P: 11	R: 0 E: 0 K: 2 S: 7	H: 0 LOB: 0 BB: 0 P: 7	R: 0 E: 0 K: 0 S: 3	H: 0 LOB: 0 BB: 0 P: 3	R: 0 E: 0 K: 0 S: 4	H: 1 LOB: 1 BB: 0 P: 4		R: 0 E: 0 K: 0 S: 3	H: 0 LOB: 1 BB: 1 P: 7	1B: 8 2B: 0 3B: 0 HR: 1	SF: 0 SAC: 1 DP: 0 HBP: 0	WP: 0 PB: 0 SB: 0 CS: 1	PA: 40				
PITCHER	IP	WLS	BF	H	R	ER	SO	BB	IBB	HBP	BLK	WP	HR	S	P	ERA	WHIP										
Rick Mahler, R ERA: 2.13 Jim Acker, R ERA: 2.45 Paul Assenmacher, L Gene Garber, R (1, 1) (4, 1) (6, 1) (8, 1)	3.2		20	8	3	3	1	2	0	0	0	0	0	6	14	0.00	1.500										
	1.1		6	0	0	0	1	2	0	0	0	0	0	10	10	0.00	0.000										
	2.0		6	0	0	0	2	0	0	0	0	0	0	7	11	0.00	1.000										











Batter	1	2	3	4	5	6	7	8	9	AB	R	H	RBI	BB	SO	LOB	TOP								
Lenny Dykstra, L (1, 8) OBP: 0.391, SLG: 0.650										3	0	0	0	1	0	3	<b>New York Mets @ Philadelphia Phillies</b> Veterans Stadium, Philadelphia, PA Wed Apr 15 1987, 7:05 PM EDT Att: 21,995 - Unknown <a href="http://livebaseballscorecards.com">livebaseballscorecards.com</a>								
Wally Backman, S (1, 4) OBP: 0.292, SLG: 0.333										4	0	1	1	0	1	1									
Keith Hernandez, L (1, 3) OBP: 0.200, SLG: 0.179										4	0	0	0	0	1	2									
Gary Carter, R (1, 2) OBP: 0.300, SLG: 0.500										4	1	1	1	0	0	1									
Darryl Strawberry, L (1, 9) OBP: 0.429, SLG: 0.960										4	2	2	1	0	0	0									
Kevin McReynolds, R (1, 7) OBP: 0.333, SLG: 0.609										4	0	0	0	0	1	1									
Howard Johnson, S (1, 5) OBP: 0.444, SLG: 0.476										2	0	0	0	2	2	1									
Rafael Santana, R (1, 6) OBP: 0.208, SLG: 0.174										4	1	2	0	0	0	1									
Sid Fernandez, L (1, 1)										1	0	0	0	0	0	0									
Lee Mazzilli, S (7, PH)										1	0	0	0	0	0	2									
David Cone, L (7, 1)										1	0	0	0	0	1	1									
Doug Sisk, R (9, 1)										0	0	0	0	0	0	0									
<b>Inning Stats</b>	R: 0 E: 0 K: 0 S: 3	H: 0 LOB: 1 BB: 1 P: 7	R: 0 E: 0 K: 2 S: 7	H: 0 LOB: 0 BB: 0 P: 7	R: 1 E: 0 K: 0 S: 5	H: 2 LOB: 1 BB: 0 P: 5	R: 0 E: 0 K: 0 S: 3	H: 0 LOB: 0 BB: 0 P: 3	R: 0 E: 0 K: 0 S: 2	H: 0 LOB: 0 BB: 1 P: 6	R: 0 E: 0 K: 0 S: 3	H: 0 LOB: 0 BB: 0 P: 3	R: 2 E: 0 K: 0 S: 6	H: 3 LOB: 2 BB: 1 P: 10	R: 0 E: 0 K: 2 S: 7	H: 0 LOB: 0 BB: 0 P: 7	R: 1 E: 1 K: 2 S: 9	H: 1 LOB: 1 BB: 0 P: 9	1B: 3 2B: 2 3B: 0 HR: 2	SF: 0 SAC: 1 DP: 1 HBP: 0	WP: 0 PB: 1 SB: 2 CS: 0	PA: 36			
<b>PITCHER</b>	IP	WLS	BF	H	R	ER	SO	BB	IBB	HBP	BLK	WP	HR	S	P	ERA	WHIP								
Kevin Gross, R (1, 1) ERA: 2.92	6.0	L	21	2	1	1	2	2	0	0	0	0	0	23	31	1.50	0.667								
Kent Tekulve, R (7, 1) ERA: 4.29	0.1		5	3	2	2	0	1	0	0	0	0	2	4	8	54.00	12.000								
Dan Schatzeder, L (7, 1) ERA: 1.04	2.2		10	1	1	0	4	0	0	0	0	0	0	18	18	0.00	0.375								

Batter	1	2	3	4	5	6	7	8	9	AB	R	H	RBI	BB	SO	LOB	BOTTOM								
Milt Thompson, L (1, 8) OBP: 0.357, SLG: 0.407										5	0	2	0	0	1	2	<b>New York Mets @ Philadelphia Phillies</b> Veterans Stadium, Philadelphia, PA Wed Apr 15 1987, 7:05 PM EDT Att: 21,995 - Unknown <a href="http://livebaseballscorecards.com">livebaseballscorecards.com</a>								
Juan Samuel, R (1, 4) OBP: 0.351, SLG: 0.290										4	0	0	0	1	1	3									
Von Hayes, L (1, 3) OBP: 0.500, SLG: 0.385										2	0	0	0	3	1	1									
Mike Schmidt, R (1, 5) OBP: 0.429, SLG: 0.655										3	0	1	1	2	0	4									
Lance Parrish, R (1, 2) OBP: 0.276, SLG: 0.160										5	0	0	0	0	2	9									
Mike Easter, L (1, 7) OBP: 0.400, SLG: 0.517										4	0	0	0	0	0	0									
Chris James, R (1, 9) OBP: 0.214, SLG: 0.308										3	0	1	0	1	1	0									
Steve Jeltz, S (1, 6) OBP: 0.207, SLG: 0.179										4	0	0	0	0	0	2									
Kevin Gross, R (1, 1)										2	0	0	0	0	0	2									
Rick Schu, R (6, PH)										1	0	0	0	0	0	1									
Kent Tekulve, R (7, 1)										0	0	0	0	0	0	0									
Dan Schatzeder, L (7, 1) OBP: 0.333, SLG: 0.333										0	0	0	0	0	0	0									
Greg Gross, L (9, PH) OBP: 0.333, SLG: 0.200										1	1	1	0	0	0	0									
<b>Inning Stats</b>	R: 0 E: 0 K: 2 S: 7	H: 0 LOB: 2 BB: 2 P: 15	R: 0 E: 2 K: 0 S: 5	H: 0 LOB: 2 BB: 0 P: 5	R: 0 E: 0 K: 3 S: 10	H: 1 LOB: 1 BB: 0 P: 10	R: 0 E: 0 K: 0 S: 3	H: 0 LOB: 1 BB: 1 P: 7	R: 0 E: 0 K: 0 S: 3	H: 0 LOB: 2 BB: 2 P: 11	R: 0 E: 0 K: 0 S: 4	H: 1 LOB: 1 BB: 0 P: 4	R: 0 E: 0 K: 0 S: 4	H: 1 LOB: 2 BB: 1 P: 8	R: 0 E: 0 K: 1 S: 5	H: 0 LOB: 0 BB: 0 P: 5	R: 1 E: 0 K: 0 S: 5	H: 2 LOB: 2 BB: 1 P: 9	1B: 4 2B: 0 3B: 1 HR: 0	SF: 0 SAC: 0 DP: 0 HBP: 0	WP: 0 PB: 0 SB: 1 CS: 0	PA: 41			
<b>PITCHER</b>	IP	WLS	BF	H	R	ER	SO	BB	IBB	HBP	BLK	WP	HR	S	P	ERA	WHIP								
Sid Fernandez, L (1, 1) ERA: 2.08	6.0	W	27	2	0	0	5	5	0	0	0	0	0	12	20	0.00	1.167								
David Cone, R (7, 1) ERA: 3.39	2.1		12	3	1	1	1	2	0	0	0	0	0	12	20	3.86	2.143								
Doug Sisk, R (9, 1) ERA: 5.79	0.2	S	2	0	0	0	0	0	0	0	0	0	0	2	2	0.00	0.000								



Batter	1	2	3	4	5	6	7	8	9	AB	R	H	RBI	BB	SO	LOB	TOP					
Lenny Dykstra, L OBP: 0.429, SLG: 0.760										5	1	3	0	0	1	0	<b>New York Mets @ Philadelphia Phillies</b> Veterans Stadium, Philadelphia, PA Thu Apr 16 1987, 7:05 PM EDT Att: 16,350 - Unknown					
Wally Backman, S OBP: 0.345, SLG: 0.333										3	3	1	2	2	1	1						
Keith Hernandez, L Lee Mazzilli, S										3	2	1	0	1	0	1						
Gary Carter, R Barry Lyons, R										4	1	1	1	0	1	5						
Darryl Strawberry, L Mookie Wilson, S										2	1	1	4	1	1	0						
Kevin McReynolds, R										5	0	1	0	0	1	4						
Howard Johnson, S										4	0	0	1	1	1	3						
Rafael Santana, R										4	0	0	0	0	1	4						
Rick Aguilera, R Terry Leach, R										4	1	1	0	0	3	0						
<b>Inning Stats</b>	R: 2 E: 0 K: 1 S: 6	H: 1 LOB: 3 BB: 4 P: 22	R: 5 E: 1 K: 0 S: 8	H: 5 LOB: 0 BB: 0 P: 8	R: 0 E: 0 K: 3 S: 9	H: 0 LOB: 0 BB: 0 P: 9	R: 2 E: 1 K: 1 S: 7	H: 1 LOB: 1 BB: 1 P: 11	R: 0 E: 0 K: 1 S: 5	H: 0 LOB: 0 BB: 0 P: 5	R: 0 E: 0 K: 2 S: 8	H: 1 LOB: 1 BB: 0 P: 8	R: 0 E: 0 K: 1 S: 6	H: 1 LOB: 1 BB: 0 P: 6	R: 0 E: 0 K: 0 S: 4	H: 1 LOB: 1 BB: 0 P: 4	1B: 5 2B: 2 3B: 2 HR: 1	SF: 1 SAC: 0 DP: 0 HBP: 0	WP: 0 PB: 0 SB: 0 CS: 0	PA: 43		
<b>PITCHER</b>	IP WLS BF H R ER SO BB IBB HBP BLK WP HR S P ERA WHIP																					
Joe Cowley, R ERA: 48.6	(1, 1) 1.0 L 11 4 5 5 1 4 0 0 0 0 0 0 0 9 25 45.00 8.000																					
Tom Hume, R ERA: 8.22	(2, 1) 1.0 5 2 2 2 0 0 0 0 0 0 0 1 5 5 18.00 2.000																					
Michael Jackson, R ERA: 0.87	(3, 1) 3.0 12 1 2 1 5 1 0 0 0 0 0 0 21 25 3.00 0.667																					
Dan Schatzeder, L ERA: 0.77	(6, 1) 3.0 11 2 0 0 4 0 0 0 0 0 0 0 19 19 0.00 0.667																					
Steve Bedrosian, R ERA: 9.0	(9, 1) 1.0 4 1 0 0 0 0 0 0 0 0 0 0 4 4 0.00 1.000																					
<b>Batter</b>	<b>1</b>	<b>2</b>	<b>3</b>	<b>4</b>	<b>5</b>	<b>6</b>	<b>7</b>	<b>8</b>	<b>9</b>	<b>AB</b>	<b>R</b>	<b>H</b>	<b>RBI</b>	<b>BB</b>	<b>SO</b>	<b>LOB</b>	<b>BOTTOM</b>					
Milt Thompson, L OBP: 0.303, SLG: 0.344										5	0	0	0	0	1	1	<b>New York Mets @ Philadelphia Phillies</b> Veterans Stadium, Philadelphia, PA Thu Apr 16 1987, 7:05 PM EDT Att: 16,350 - Unknown					
Juan Samuel, R OBP: 0.381, SLG: 0.361										5	2	3	0	0	0	0						
Von Hayes, L Greg Gross, L										2	0	0	0	1	1	2						
Mike Schmidt, R Luis Aguayo, R										2	1	2	2	0	0	0						
Mike Easter, L										4	0	1	1	0	0	1						
Lance Parrish, R										3	0	1	0	1	1	2						
Glenn Wilson, R Chris James, R										1	0	1	0	0	0	0						
Steve Jeltz, S										3	0	0	0	1	1	5						
Joe Cowley, R Tom Hume, R Rick Schu, R Michael Jackson, R Dan Schatzeder, L Steve Bedrosian, R Ron Roenicke, S	(1, 1) (2, 1) (2, PH) (3, 1) (5, PH) (6, 1) (9, 1)									0	0	0	0	0	0	0						
<b>Inning Stats</b>	R: 0 E: 0 K: 2 S: 7	H: 0 LOB: 1 BB: 1 P: 11	R: 0 E: 0 K: 1 S: 7	H: 2 LOB: 2 BB: 0 P: 7	R: 0 E: 0 K: 0 S: 3	H: 1 LOB: 0 BB: 0 P: 3	R: 0 E: 0 K: 0 S: 3	H: 0 LOB: 0 BB: 0 P: 3	R: 0 E: 0 K: 1 S: 4	H: 0 LOB: 0 BB: 1 P: 8	R: 1 E: 1 K: 2 S: 10	H: 2 LOB: 2 BB: 0 P: 10	R: 0 E: 0 K: 1 S: 6	H: 1 LOB: 1 BB: 0 P: 6	R: 2 E: 0 K: 1 S: 8	H: 3 LOB: 2 BB: 1 P: 12	R: 0 E: 0 K: 0 S: 3	H: 0 LOB: 0 BB: 0 P: 3	1B: 7 2B: 2 3B: 0 HR: 0	SF: 0 SAC: 0 DP: 2 HBP: 0	WP: 2 PB: 0 SB: 0 CS: 0	PA: 38
<b>PITCHER</b>	IP WLS BF H R ER SO BB IBB HBP BLK WP HR S P ERA WHIP																					
Rick Aguilera, R Terry Leach, R	(1, 1) 8.0 W 35 9 3 3 8 3 0 0 0 0 2 0 0 3 3 0.00 0.000																					



Batter	1	2	3	4	5	6	7	8	9	AB	R	H	RBI	BB	SO	LOB	TOP			
Mookie Wilson, S OBP: 0.333, SLG: 0.500 (1, 8)										5	1	2	0	0	1	0	<b>New York Mets @ St. Louis Cardinals</b> Busch Stadium, St. Louis, MO Fri Apr 17 1987, 7:05 PM CDT Att: 43,699 - Unknown  <b>AB 36</b> <b>R 3</b> <b>H 12</b> <b>RBI 3</b> <b>BB 2</b> <b>SO 7</b> <b>LOB 16</b> 			
Tim Lincecum, R OBP: 0.455, SLG: 0.545 (1, 4)										5	2	3	1	0	1	1				
Keith Hernandez, L OBP: 0.283, SLG: 0.206 (1, 3)										3	0	1	0	1	1	2				
Gary Carter, R OBP: 0.342, SLG: 0.541 (1, 2)										3	0	2	2	1	0	2				
Darryl Strawberry, L OBP: 0.417, SLG: 0.935 (1, 9)										4	0	1	0	0	0	4				
Kevin Reynolds, R OBP: 0.333, SLG: 0.531 (1, 7)										4	0	2	0	0	0	2				
Howard Johnson, S OBP: 0.361, SLG: 0.345 (1, 5)										4	0	0	0	0	0	2				
Rafael Santana, R OBP: 0.188, SLG: 0.161 (1, 6)										4	0	1	0	0	1	1				
Bob Ojeda, L Gene Walter, L Lenny Dykstra, L OBP: 0.414, SLG: 0.731 (9, PH) (8, 1) (1, 1)										3	0	0	0	0	2	2				
<b>Inning Stats</b>	R: 1 E: 0 K: 0 S: 6	H: 3 LOB: 2 BB: 0 P: 6	R: 0 E: 0 K: 0 S: 3	H: 0 LOB: 0 BB: 0 P: 3	R: 1 E: 1 K: 1 S: 7	H: 2 LOB: 1 BB: 0 P: 7	R: 0 E: 0 K: 2 S: 8	H: 1 LOB: 1 BB: 0 P: 8	R: 1 E: 0 K: 0 S: 4	H: 2 LOB: 1 BB: 1 P: 8	R: 0 E: 0 K: 1 S: 6	H: 1 LOB: 2 BB: 1 P: 12	R: 0 E: 0 K: 0 S: 3	H: 1 LOB: 0 BB: 0 P: 3	R: 0 E: 0 K: 1 S: 5	H: 1 LOB: 0 BB: 0 P: 5	1B: 11 2B: 0 3B: 1 HR: 0	SF: 0 SAC: 0 DP: 2 HBP: 0	WP: 0 PB: 0 SB: 0 CS: 0	PA: 38
<b>PITCHER</b>	IP WLS BF H R ER SO BB IBB HBP BLK WP HR S P ERA WHIP	IP WLS BF H R ER SO BB IBB HBP BLK WP HR S P ERA WHIP																		
John Tudor, L ERA: 6.06 Ricky Horton, L ERA: 1.0 (1, 1) (7, 1)	6.0 W 27 9 3 2 4 1 0 0 0 0 0 34 38 3.00 1.667	3.0 S 11 3 0 0 3 1 0 0 0 0 0 16 20 0.00 1.333																		

Batter	1	2	3	4	5	6	7	8	9	AB	R	H	RBI	BB	SO	LOB	BOTTOM			
Vince Coleman, S OBP: 0.368, SLG: 0.281 (1, 7)										3	2	1	0	1	1	0	<b>New York Mets @ St. Louis Cardinals</b> Busch Stadium, St. Louis, MO Fri Apr 17 1987, 7:05 PM CDT Att: 43,699 - Unknown  <b>AB 31</b> <b>R 4</b> <b>H 7</b> <b>RBI 4</b> <b>BB 1</b> <b>SO 3</b> <b>LOB 9</b> 			
Ozzie Smith, S OBP: 0.333, SLG: 0.308 (1, 6)										4	0	0	0	0	3	3				
Tom Herr, S OBP: 0.317, SLG: 0.333 (1, 4)										4	0	1	3	0	0	0				
Jack Clark, R Tom Lawless, R Mike Laga, L OBP: 0.441, SLG: 0.538 (8, PR) (9, 3) (9, 3)										4	0	1	0	0	1	1				
Willie McGee, S OBP: 0.323, SLG: 0.379 (1, 8)										4	0	1	0	0	0	1				
Jim Lindeman, R OBP: 0.250, SLG: 0.629 (1, 9)										3	1	1	0	0	1	1				
Terry Pendleton, S OBP: 0.297, SLG: 0.432 (1, 5)										3	0	0	0	0	2	2				
Steve Lake, R OBP: 0.333, SLG: 0.571 (1, 2)										3	0	1	1	0	0	0				
John Tudor, L Ricky Horton, L OBP: 0.333, SLG: 0.333 (7, 1) (1, 1)										2	1	1	0	0	0	1				
<b>Inning Stats</b>	R: 1 E: 0 K: 0 S: 3	H: 0 LOB: 0 BB: 1 P: 7	R: 1 E: 0 K: 0 S: 5	H: 2 LOB: 1 BB: 0 P: 5	R: 0 E: 0 K: 1 S: 6	H: 1 LOB: 1 BB: 0 P: 6	R: 2 E: 1 K: 0 S: 6	H: 3 LOB: 1 BB: 0 P: 6	R: 0 E: 0 K: 1 S: 5	H: 0 LOB: 0 BB: 0 P: 5	R: 0 E: 0 K: 1 S: 5	H: 0 LOB: 0 BB: 0 P: 5	R: 0 E: 0 K: 0 S: 4	H: 1 LOB: 1 BB: 0 P: 4	R: 0 E: 0 K: 0 S: 4	H: 1 LOB: 1 BB: 0 P: 4	1B: 5 2B: 2 3B: 0 HR: 0	SF: 0 SAC: 0 DP: 0 HBP: 0	WP: 0 PB: 0 SB: 1 CS: 0	PA: 32
<b>PITCHER</b>	IP WLS BF H R ER SO BB IBB HBP BLK WP HR S P ERA WHIP	IP WLS BF H R ER SO BB IBB HBP BLK WP HR S P ERA WHIP																		
Bob Ojeda, L Gene Walter, L ERA: 3.5 (8, 1)	7.0 L 28 6 4 0 3 3 0 0 0 0 0 4 4 0.00 1.000	1.0 4 1 0 0 0 0 0 0 0 0 0 0 4 4 0.00 1.000																		







Batter	1	2	3	4	5	6	7	8	9	AB	R	H	RBI	BB	SO	LOB	TOP										
Mookie Wilson, S OBP: 0.375, SLG: 0.478 (1, 8)	0-0 1B		0-3 K				0-0 E1		0-0 2B								5 1 2 0 0 1 1										
Lee Mazzilli, S Randy Myers, L Gary Carter, R OBP: 0.316, SLG: 0.476 (7, PH)	0-0 F6		0-0 F9				0-0 F7		0-0 F4								3 0 0 0 0 0 3 0 0 0 0 0 0 0 1 0 0 0 0 0 2										
Keith Hernandez, L Doug Sisk, R (1, 3)	0-0 F8		0-0 1B				0-0 G3		0-0 2B								4 0 2 2 0 0 2 0 0 0 0 0 0 0										
Darryl Strawberry, L OBP: 0.378, SLG: 0.800 (1, 9)	0-0 F7		0-0 G3				0-0 4-3		0-0 3-1								4 0 0 0 0 0 4										
Tim Lincecum, R OBP: 0.438, SLG: 0.467 (1, 4)		0-0 1B					0-3 K		0-0 L6								4 0 1 0 0 1 0										
Howard Johnson, S OBP: 0.378, SLG: 0.417 (1, 5)		0-3 K					0-0 F7		0-0 F6								3 0 0 0 1 1 1										
Barry Lyons, R OBP: 0.167, SLG: 0.167 (1, 2)		0-0 F8					0-0 F8		0-0 F9								4 0 1 0 0 0 2										
Al Pedrique, R (1, 6)		0-0 F8					0-3 K		0-0 F9								4 0 0 0 0 1 2										
Sid Fernandez, L Lenny Dykstra, L OBP: 0.250, SLG: 0.250 OBP: 0.395, SLG: 0.647 (5, PH)			0-0 1B				0-0 F7		4-0 1B								1 0 1 0 0 0 0 2 1 0 0 1 0 0										
<b>Inning Stats</b>	R: 0 E: 0 K: 0 S: 4	H: 1 LOB: 1 BB: 0 P: 4	R: 0 E: 0 K: 1 S: 6	H: 1 LOB: 1 BB: 0 P: 6	R: 0 E: 0 K: 1 S: 7	H: 2 LOB: 2 BB: 0 P: 7	R: 0 E: 0 K: 1 S: 6	H: 1 LOB: 1 BB: 0 P: 6	R: 0 E: 1 K: 0 S: 4	H: 0 LOB: 1 BB: 0 P: 4	R: 0 E: 0 K: 1 S: 5	H: 0 LOB: 1 BB: 1 P: 9	R: 2 E: 0 K: 0 S: 5	H: 2 LOB: 1 BB: 1 P: 9	R: 0 E: 0 K: 0 S: 3	H: 0 LOB: 0 BB: 0 P: 3	R: 0 E: 0 K: 0 S: 3	H: 0 LOB: 0 BB: 0 P: 3	1B: 6 2B: 1 3B: 0 HR: 0	SF: 0 SAC: 0 DP: 0 HBP: 0	WP: 0 PB: 0 SB: 1 CS: 0	PA: 37					
<b>PITCHER</b>	IP	WLS	BF	H	R	ER	SO	BB	IBB	HBP	BLK	WP	HR	S	P	ERA	WHIP										
Greg Mathews, L ERA: 7.82 Ricky Horton, L ERA: 0.73	(1, 1) (7, 1)	6.2 S	30 7	7 0	2 0	2 0	4 0	2 0	0 0	0 0	0 0	0 0	0 0	36 7	44 7	2.70 0.00	1.350 0.000										

New York Mets @ St. Louis Cardinals  
 Busch Stadium, St. Louis, MO  
 Sun Apr 19 1987, 3:33 AM CDT  
 Att: 28,034 - Unknown

AB 35  
 R 2  
 H 7  
 RBI 2  
 BB 2  
 SO 4  
 LOB 17



Batter	1	2	3	4	5	6	7	8	9	AB	R	H	RBI	BB	SO	LOB	BOTTOM										
Vince Coleman, S OBP: 0.347, SLG: 0.244 (1, 7)	0-3 K		4-0 S				0-0 B5		0-0 FC5-4								3 1 0 0 2 1 2										
Ozzie Smith, S OBP: 0.375, SLG: 0.281 (1, 6)	0-0 F8		0-0 6-3				0-0 K		0-0 F9								4 0 0 1 0 1 2										
Tom Herr, S OBP: 0.380, SLG: 0.465 (1, 4)	0-3 K		0-0 6-3				0-0 L4		0-0 E8								4 0 1 0 0 1 1										
Jack Clark, R OBP: 0.419, SLG: 0.514 (1, 3)		0-0 1B	0-0 HR				0-3 K		0-0 1-3								4 1 2 0 0 1 1										
Willie McGee, S OBP: 0.350, SLG: 0.474 (1, 8)		0-0 FC1-2-5	0-0 1B				0-3 K		0-0 4-3								4 1 2 2 0 1 1										
Tito Landrum, R OBP: 0.476, SLG: 0.313 (1, 9)		0-0 L6	0-0 1B				4-0 BB		0-0 1-3								3 0 1 0 1 0 3										
Terry Pendleton, S OBP: 0.283, SLG: 0.391 (1, 5)		0-0 FC1-2-5	0-0 F8				0-0 F8		0-0 F7								4 0 0 0 0 0 4										
Tom Pagnozzi, R OBP: 0.500, SLG: 1.000 (1, 2)		4-0 IBB					0-0 HR		0-0 5-3								3 1 1 1 1 0 0										
Greg Mathews, R Ricky Horton, L OBP: 0.400, SLG: 0.400 OBP: 0.333, SLG: 0.333 (7, 1)		0-0 F8					0-0 1B		0-0 6-3								3 0 1 0 0 0 3 1 0 1 0 0 0 0										
<b>Inning Stats</b>	R: 0 E: 0 K: 2 S: 7	H: 0 LOB: 0 BB: 0 P: 7	R: 0 E: 0 K: 0 S: 5	H: 2 LOB: 3 BB: 1 P: 9	R: 3 E: 0 K: 0 S: 6	H: 3 LOB: 1 BB: 1 P: 10	R: 1 E: 0 K: 1 S: 7	H: 2 LOB: 1 BB: 0 P: 7	R: 0 E: 0 K: 2 S: 7	H: 0 LOB: 1 BB: 1 P: 11	R: 0 E: 0 K: 0 S: 3	H: 0 LOB: 1 BB: 1 P: 7	R: 0 E: 1 K: 0 S: 4	H: 1 LOB: 1 BB: 0 P: 4	R: 0 E: 0 K: 0 S: 4	H: 1 LOB: 1 BB: 0 P: 4	1B: 6 2B: 1 3B: 0 HR: 2	SF: 0 SAC: 0 DP: 0 HBP: 0	WP: 0 PB: 0 SB: 4 CS: 0	PA: 37							
<b>PITCHER</b>	IP	WLS	BF	H	R	ER	SO	BB	IBB	HBP	BLK	WP	HR	S	P	ERA	WHIP										
Sid Fernandez, L ERA: 3.71 Randy Myers, L ERA: 18.0 Doug Sisk, R ERA: 4.05	(1, 1) (5, 1) (7, 1)	4.0 L	21 8	7 0	4 0	4 0	3 2	1 2	0 0	0 0	0 0	0 0	0 0	10 8	18 8	0.00 0.00	1.000 1.000										

New York Mets @ St. Louis Cardinals  
 Busch Stadium, St. Louis, MO  
 Sun Apr 19 1987, 3:33 AM CDT  
 Att: 28,034 - Unknown

AB 33  
 R 4  
 H 9  
 RBI 4  
 BB 4  
 SO 5  
 LOB 17





Batter	1	2	3	4	5	6	7	8	9	AB R H RBI BB SO LOB	TOP											
Lenny Dykstra, L OBP: 0.349, SLG: 0.564 (1, 8)	F7		G3	L5			G3		K	5 0 0 0 0 1 3	<b>New York Mets @ Pittsburgh Pirates</b> Three Rivers Stadium, Pittsburgh, PA Mon Apr 20 1987, 7:05 PM EDT Att: 8,267 - Unknown											
Wally Backman, S OBP: 0.333, SLG: 0.286 (1, 4)	F8		E3		F8		BB HR BB		K	4 1 0 0 1 1 0												
Keith Hernandez, L OBP: 0.321, SLG: 0.304 (1, 3)	1B 2B		K		4-3		1-2 HR BB		1B	4 2 2 0 1 1 1												
Gary Carter, R OBP: 0.327, SLG: 0.532 (1, 2)	2H 1B		F7		L6		1-H 2-H HR		F3	5 1 2 4 0 0 2												
Darryl Strawberry, L OBP: 0.388, SLG: 0.767 (1, 9)	F9			FC6-4 1B		F7	E S BB			3 0 1 0 1 0 1												
Mookie Wilson, S OBP: 0.357, SLG: 0.556 Doug Sisk, R (7, 1)		HR		FC6-4 BB 1B 1-2		G1	1-3 K			4 1 1 1 0 1 2 0 0 0 0 0 0 0												
Howard Johnson, S OBP: 0.347, SLG: 0.375 (1, 5)	F8		F7			K			K	4 0 0 0 0 2 1												
Rafael Santana, R OBP: 0.231, SLG: 0.211 (1, 6)	6-3			BB 1B		4-3			K	4 0 1 0 0 1 0												
Rick Aquilera, R OBP: 0.266, SLG: 0.286 Gene Walter, L Terry Leach, R Dave Magadan, L Randy Myers, L Lee Mazzilli, S (1, 1) (3, 1) (5, 1) (7, PH) (7, 1) (7, 1)	1-3			1-2 2-3 BB			HR		3-1	1 0 0 0 0 0 0 0 0 0 0 0 1 0 0 0 0 0 0 0 0 1 1 1 1 0 0 0 0 0 0 0 0 0 0 1 0 0 0 0 0 0												
<b>Inning Stats</b>	R: 1 E: 0 K: 0 S: 5	H: 2 LOB: 1 BB: 0 P: 5	R: 1 E: 0 K: 0 S: 4	H: 1 LOB: 0 BB: 0 P: 4	R: 0 E: 1 K: 1 S: 6	H: 0 LOB: 1 BB: 0 P: 6	R: 0 E: 0 K: 0 S: 5	H: 2 LOB: 3 BB: 1 P: 9	R: 0 E: 0 K: 0 S: 3	H: 0 LOB: 0 BB: 0 P: 3		R: 0 E: 0 K: 1 S: 5	H: 0 LOB: 0 BB: 0 P: 5	R: 4 E: 0 K: 1 S: 7	H: 2 LOB: 1 BB: 3 P: 19	R: 0 E: 0 K: 2 S: 7	H: 0 LOB: 0 BB: 0 P: 7	R: 0 E: 0 K: 2 S: 8	H: 1 LOB: 1 BB: 0 P: 8	1B: 4 2B: 1 3B: 0 HR: 3	SF: 0 SAC: 0 DP: 0 HBP: 0	WP: 0 PB: 0 SB: 1 CS: 0
<b>PITCHER</b>	IP WLS BF H R ER SO BB IBB HBP BLK WP HR S P ERA WHIP											<b>PITCHER</b>	IP WLS BF H R ER SO BB IBB HBP BLK WP HR S P ERA WHIP									
Rick Reuschel, R ERA: 1.37 John Smiley, L ERA: 4.29 Barry Jones, R ERA: 10.8 Logan Easley, R ERA: 4.32 (1, 1) (7, 1) (7, 1) (8, 1)	6.0 0.2 5 1 3 2 2 1 0 0 0 0 0 1 28 32 3.00 1.000												0.2 0.1 2.0 W 7 1 0 0 4 0 0 0 0 0 0 1 3 11 40.50 4.500									

AB	36
R	6
H	8
RBI	6
BB	4
SO	7
LOB	10



Batter	1	2	3	4	5	6	7	8	9	AB R H RBI BB SO LOB	BOTTOM							
Barry Bonds, L OBP: 0.320, SLG: 0.317 (1, 8)	1B 2B	F7		S 1B BB		F8	6-3			4 2 1 0 1 0 4	<b>New York Mets @ Pittsburgh Pirates</b> Three Rivers Stadium, Pittsburgh, PA Mon Apr 20 1987, 7:05 PM EDT Att: 8,267 - Unknown							
Andy Van Slyke, L OBP: 0.426, SLG: 0.513 (1, 9)	G6-3 BB 2H 1B		HR BB	L4-3 BB		3-1			F7	3 1 1 1 2 0 2								
Johnny Ray, S OBP: 0.309, SLG: 0.380 (1, 4)	G6-3 BB 1-2		HR	L4-3 BB		K			6-3	4 1 1 2 1 1 4								
Sid Bream, L OBP: 0.426, SLG: 0.619 (1, 3)	G6-3 1-2 2-3		HR	1B			HR		BB 1B	5 2 4 3 0 0 2								
Jim Morrison, R OBP: 0.442, SLG: 0.659 (1, 5)	5-3		F9	F7			K		FC6-4 BB	4 0 0 0 1 1 2								
R.J. Reynolds, S OBP: 0.429, SLG: 0.571 (1, 7)		FC1-5 BB 1B		2B			6-3		FC6-4 1-2	5 0 3 0 0 0 2								
Michael LaValliere, L OBP: 0.266, SLG: 0.375 Bob Kipper, R John Smiley, L Barry Jones, R Mike Diaz, R Logan Easley, R (1, 2) (5, PH) (7, 1) (7, 1) (7, PH) (8, 1)		FC1-5 BB 1-2		FC6-4 BB		G3	1-2		HR BB	1 0 0 0 3 0 1 0 1 0 0 0 0 0 0 0 0 0 0 0 0								
Rafael Belliard, R OBP: 0.243, SLG: 0.273 (1, 6)		K	K		1-3		1-2 HR BB			3 1 0 0 1 2 4								
Rick Reuschel, R OBP: 0.266, SLG: 0.375 Bob Kipper, R John Smiley, L Barry Jones, R Mike Diaz, R Logan Easley, R (1, 1) (5, PH) (7, 1) (7, 1) (7, PH) (8, 1)		FC1-5 1-2 2-3		FC6-4 1-2		F8 2B	1-H 2-H HR			3 0 1 0 0 0 4 0 1 1 1 3 0 0 0 0 0 0 0 0 0 0								
<b>Inning Stats</b>	R: 1 E: 0 K: 0 S: 4	H: 2 LOB: 1 BB: 1 P: 8	R: 0 E: 0 K: 1 S: 6	H: 1 LOB: 1 BB: 1 P: 10	R: 3 E: 0 K: 1 S: 8	H: 3 LOB: 2 BB: 2 P: 16	R: 1 E: 0 K: 0 S: 3	H: 1 LOB: 1 BB: 2 P: 11	R: 0 E: 0 K: 1 S: 6	H: 1 LOB: 2 BB: 0 P: 6		R: 4 E: 0 K: 1 S: 7	H: 2 LOB: 1 BB: 2 P: 15	R: 0 E: 0 K: 0 S: 4	H: 1 LOB: 2 BB: 1 P: 8	1B: 5 2B: 4 3B: 0 HR: 4	SF: 0 SAC: 0 DP: 2 HBP: 0	WP: 0 PB: 0 SB: 2 CS: 1
<b>PITCHER</b>	IP WLS BF H R ER SO BB IBB HBP BLK WP HR S P ERA WHIP											<b>PITCHER</b>	IP WLS BF H R ER SO BB IBB HBP BLK WP HR S P ERA WHIP					
Rick Aquilera, R ERA: 5.17 Gene Walter, L ERA: 1.5 Terry Leach, R ERA: 1.8 Randy Myers, L ERA: 23.63 Doug Sisk, R ERA: 4.5 (1, 1) (3, 1) (5, 1) (7, 1) (7, 1)	2.1 1.2 2.0 0.2 1.1 7 2 1 1 0 1 0 0 1 6 10 5.43 3.857												1.2 2.0 0.2 1.1 7 2 1 1 0 1 0 0 1 6 10 6.75 2.250					

AB	33
R	9
H	12
RBI	9
BB	9
SO	4
LOB	25









Batter	1	2	3	4	5	6	7	8	9	AB	R	H	RBI	BB	SO	LOB	TOP					
Mookie Wilson, S OBP: 0.447, SLG: 0.722 (1, 8)	G3	1B BB		2B 1B	2H HR			S 1B		4	2	3	2	1	0	0	<b>New York Mets @ Pittsburgh Pirates</b> Three Rivers Stadium, Pittsburgh, PA Wed Apr 22 1987, 7:05 PM EDT Att: 13,911 - Unknown <a href="http://livebaseballscorecards.com">livebaseballscorecards.com</a>					
Tim Lincecum, R OBP: 0.520, SLG: 0.591 David Cone, L (8, 1) Jesse Orosco, R (9, 1)	1B BB	BB 1B		G3 SF7 2B	K			K		4	1	2	3	1	2	1						
Keith Hernandez, L OBP: 0.365, SLG: 0.377 (1, 3)	1B BB	BB 1B		G3				IBB		3	0	1	0	2	0	1						
Gary Carter, R OBP: 0.305, SLG: 0.500 (1, 2)	F7	F7		SF7				F8		4	0	0	1	0	0	7						
Darryl Strawberry, L OBP: 0.356, SLG: 0.698 (1, 9)	G3			K	K			6-3		5	0	0	0	0	3	4						
Kevin McReynolds, R OBP: 0.351, SLG: 0.659 Lenny Dykstra, L OBP: 0.354, SLG: 0.524 (9, 8)		F8		F8 2B	5-3 2B			1-3 2B		5	2	4	1	0	0	0						
Dave Magadan, L OBP: 0.333, SLG: 0.800 (1, 5)		SH5-3 BB 1B BB		F8	K			F7		4	1	0	0	1	1	3						
Rafael Santana, R OBP: 0.271, SLG: 0.289 (1, 6)		SH5-3 BB 1B BB		5-3	1-3			1-3		3	1	0	0	2	0	2						
Ron Darling, R OBP: 0.111, SLG: 0.222 Gene Walter, L (7, 1) Wally Backman, S OBP: 0.317, SLG: 0.270 (8, 4)		SH5-3 BB 1-2		F3	HR 2B			F8		3	1	1	1	0	0	3						
	1-2 2-3									1	0	0	0	0	1	0						
<b>Inning Stats</b>	R: 0 E: 0 K: 0 S: 4	H: 1 LOB: 2 BB: 1 P: 8	R: 2 E: 0 K: 0 S: 4	H: 1 LOB: 3 BB: 4 P: 20	R: 0 E: 0 K: 1 S: 6	H: 1 LOB: 2 BB: 1 P: 10	R: 2 E: 0 K: 1 S: 7	H: 2 LOB: 0 BB: 0 P: 7	R: 3 E: 0 K: 2 S: 10	H: 3 LOB: 0 BB: 0 P: 10	R: 0 E: 0 K: 1 S: 5	H: 0 LOB: 0 BB: 0 P: 5	R: 0 E: 0 K: 0 S: 4	H: 1 LOB: 1 BB: 0 P: 4	R: 0 E: 0 K: 1 S: 6	H: 1 LOB: 2 BB: 1 P: 10	R: 1 E: 0 K: 1 S: 6	H: 1 LOB: 0 BB: 0 P: 6	1B: 5 2B: 4 3B: 0 HR: 2	SF: 1 SAC: 1 DP: 0 HBP: 0	WP: 0 PB: 0 SB: 1 CS: 0	PA: 45
<b>PITCHER</b>	IP WLS BF H R ER SO BB IBB HBP BLK WP HR S P ERA WHIP																					
Bob Patterson, L ERA: 4.37 (1, 1)	4.2 L 27 7 6 6 3 6 0 0 0 0 0 0 0 0 0 0 11.57 2.786																					
Barry Jones, R ERA: 11.91 (5, 1)	0.1 2 1 1 1 1 0 0 0 0 0 0 1 4 4 27.00 3.000																					
John Smiley, L ERA: 3.24 (6, 1)	2.0 7 1 0 0 1 0 0 0 0 0 0 0 9 9 0.00 0.500																					
Logan Easley, R ERA: 4.35 (8, 1)	2.0 9 2 1 1 2 0 1 0 0 0 0 1 12 16 4.50 1.000																					

Batter	1	2	3	4	5	6	7	8	9	AB	R	H	RBI	BB	SO	LOB	BOTTOM					
Barry Bonds, L OBP: 0.356, SLG: 0.520 (1, 8)	F8			F7				4-3 S 1B		5	1	3	3	0	0	0	<b>New York Mets @ Pittsburgh Pirates</b> Three Rivers Stadium, Pittsburgh, PA Wed Apr 22 1987, 7:05 PM EDT Att: 13,911 - Unknown <a href="http://livebaseballscorecards.com">livebaseballscorecards.com</a>					
Andy Van Slyke, L OBP: 0.394, SLG: 0.426 Mike Diaz, R OBP: 0.321, SLG: 0.680 Doug Drabek, R OBP: 0.145, SLG: 0.286 (1, 9)	K			G3				F9		4	0	0	0	0	2	2						
Johnny Ray, S OBP: 0.313, SLG: 0.424 (1, 4)	1B			F5				4-3		5	0	1	0	0	1	2						
Sid Bream, L OBP: 0.393, SLG: 0.627 (1, 3)	K			F7				F7		5	1	1	1	0	1	3						
Jim Morrison, R OBP: 0.450, SLG: 0.712 (8, 6)				P2				HR		4	1	3	1	0	0	0						
R.J. Reynolds, S OBP: 0.333, SLG: 0.444 (1, 7)				F9				G3		4	1	0	0	0	1	2						
Michael LaValliere, L OBP: 0.449, SLG: 0.440 (1, 2)								F9		4	1	2	1	0	0	1						
Rafael Belliard, R OBP: 0.231, SLG: 0.257 Bobby Bonilla, S OBP: 0.296, SLG: 0.341 (7, PH) (8, 5)				1B				L4		2	0	0	0	0	0	1						
Bob Patterson, R Barry Jones, R Denny Gonzalez, R John Smiley, L John Cangelosi, S Logan Easley, R Bill Almon, R (1, 1) (5, 1) (5, PH) (8, 1) (7, PH) (8, 1) (9, PH)				4-3				F8		1	0	0	0	0	0	0						
										0	0	0	0	0	0	0						
<b>Inning Stats</b>	R: 0 E: 0 K: 2 S: 8	H: 1 LOB: 1 BB: 0 P: 8	R: 0 E: 0 K: 0 S: 4	H: 1 LOB: 0 BB: 0 P: 4	R: 0 E: 0 K: 0 S: 3	H: 0 LOB: 0 BB: 0 P: 3	R: 1 E: 0 K: 0 S: 4	H: 1 LOB: 0 BB: 0 P: 4	R: 0 E: 0 K: 0 S: 3	H: 0 LOB: 0 BB: 0 P: 3	R: 0 E: 0 K: 0 S: 4	H: 1 LOB: 1 BB: 0 P: 4	R: 3 E: 0 K: 2 S: 11	H: 4 LOB: 1 BB: 0 P: 11	R: 1 E: 0 K: 1 S: 7	H: 2 LOB: 1 BB: 0 P: 7	R: 2 E: 0 K: 1 S: 7	H: 2 LOB: 1 BB: 1 P: 11	1B: 4 2B: 4 3B: 1 HR: 3	SF: 0 SAC: 0 DP: 0 HBP: 0	WP: 0 PB: 0 SB: 1 CS: 0	PA: 40
<b>PITCHER</b>	IP WLS BF H R ER SO BB IBB HBP BLK WP HR S P ERA WHIP																					
Ron Darling, R ERA: 5.84 (1, 1)	6.2 W 27 7 4 4 3 0 0 0 0 0 0 1 33 33 5.40 1.050																					
Gene Walter, L ERA: 2.7 (7, 1)	0.2 4 2 1 1 1 0 0 0 0 0 0 1 6 6 13.50 3.000																					
David Cone, R ERA: 4.66 (8, 1)	1.0 6 2 2 2 1 1 0 0 0 0 0 1 7 11 18.00 3.000																					
Jesse Orosco, L ERA: 6.48 (9, 1)	0.2 S 3 1 0 0 1 0 0 0 0 0 0 0 5 5 0.00 1.500																					



Batter	1	2	3	4	5	6	7	8	9	AB	R	H	RBI	BB	SO	LOB	TOP					
Vince Coleman, S (1,7) OBP: 0.348, SLG: 0.236	F5		F4			G3 S 1B BB				3	1	1	0	1	0	1	<b>St. Louis Cardinals @ New York Mets</b> Shea Stadium, Flushing, NY Fri Apr 24 1987, 7:05 PM EDT Att: 21,108 - Unknown					
Ozzie Smith, S (1,6) OBP: 0.316, SLG: 0.234	F9		F6			G3		L1		4	0	0	0	0	0	3						
Terry Pendleton, S (1,5) OBP: 0.306, SLG: 0.426									F9	4	0	3	1	0	0	0						
Jack Clark, R (1,3) OBP: 0.441, SLG: 0.646										4	0	1	0	0	2	3						
Tito Landrum, R (1,8) OBP: 0.344, SLG: 0.259										4	0	0	0	0	4	2						
Steve Lake, R (1,2) OBP: 0.333, SLG: 0.500 Pat Perry, L (7,1)										3	0	0	0	0	1	0						
Jim Lindeman, R (9, PH) OBP: 0.289, SLG: 0.595										1	0	0	0	0	0	1						
Tom Lawless, R (1,9)										3	0	0	0	0	2	0						
José Oquendo, S (1,4) OBP: 0.522, SLG: 0.471										3	0	0	0	0	1	0						
Greg Mathews, R (1,1) OBP: 0.429, SLG: 0.429 Ray Sof, R (6,1) Tom Pagnozzi, R (7,2) OBP: 0.364, SLG: 0.556										2	0	1	0	0	1	0						
<b>Inning Stats</b>	R: 0 E: 0 S: 6	H: 1 LOB: 1 BB: 0 P: 6	R: 0 E: 0 S: 7	H: 0 LOB: 0 BB: 0 P: 7	R: 0 E: 0 S: 6	H: 1 LOB: 1 BB: 0 P: 6	R: 0 E: 0 S: 7	H: 1 LOB: 0 BB: 0 P: 7	R: 0 E: 0 S: 5	H: 0 LOB: 0 BB: 0 P: 5	R: 1 E: 0 S: 6	H: 1 LOB: 1 BB: 1 P: 10	R: 0 E: 0 S: 7	H: 0 LOB: 0 BB: 0 P: 7	R: 0 E: 0 S: 4	H: 1 LOB: 1 BB: 0 P: 4	R: 0 E: 0 S: 6	H: 1 LOB: 1 BB: 0 P: 6	1B: 4 2B: 2 3B: 0 HR: 0	SF: 0 SAC: 0 DP: 0 HBP: 0	WP: 0 PB: 0 SB: 2 CS: 1	PA: 33
<b>PITCHER</b> Sid Fernandez, L (1,1) ERA: 2.77	IP: 9.0 WLS: W BF: 33 H: 6 R: 1 ER: 1 SO: 11 BB: 1 IBB: 0 HBP: 0 BLK: 0 WP: 0 HR: 0 S: 54 P: 58 ERA: 1.00 WHIP: 0.778															<b>PITCHER</b>	IP: 9.0 WLS: W BF: 33 H: 6 R: 1 ER: 1 SO: 11 BB: 1 IBB: 0 HBP: 0 BLK: 0 WP: 0 HR: 0 S: 54 P: 58 ERA: 1.00 WHIP: 0.778					

AB 32  
R 1  
H 6  
RBI 1  
BB 1  
SO 11  
LOB 10



Batter	1	2	3	4	5	6	7	8	9	AB	R	H	RBI	BB	SO	LOB	BOTTOM			
Mookie Wilson, S (1,8) OBP: 0.476, SLG: 0.718										3	1	2	0	1	0	0	<b>St. Louis Cardinals @ New York Mets</b> Shea Stadium, Flushing, NY Fri Apr 24 1987, 7:05 PM EDT Att: 21,108 - Unknown			
Tim Lincecum, R (1,4) OBP: 0.464, SLG: 0.520										3	0	0	0	0	1	2				
Keith Hernandez, L (1,3) OBP: 0.358, SLG: 0.368										4	1	1	1	0	0	1				
Gary Carter, R (1,2) OBP: 0.302, SLG: 0.475										3	0	0	0	1	0	0				
Darryl Strawberry, L (1,9) OBP: 0.365, SLG: 0.679										3	0	1	0	1	0	0				
Kevin McReynolds, R (1,7) OBP: 0.385, SLG: 0.636										3	0	1	1	0	0	3				
Howard Johnson, S (1,5) OBP: 0.357, SLG: 0.391										2	0	1	0	1	1	0				
Rafael Santana, R (1,6) OBP: 0.275, SLG: 0.277										2	0	0	0	1	1	3				
Sid Fernandez, L (1,1) OBP: 0.143, SLG: 0.143										3	0	0	0	0	3	3				
<b>Inning Stats</b>	R: 0 E: 0 S: 5	H: 1 LOB: 0 BB: 0 P: 5	R: 0 E: 0 S: 7	H: 2 LOB: 3 BB: 1 P: 11	R: 0 E: 0 S: 3	H: 1 LOB: 0 BB: 0 P: 3	R: 0 E: 0 S: 3	H: 1 LOB: 0 BB: 0 P: 3	R: 0 E: 0 S: 9	H: 0 LOB: 0 BB: 0 P: 9	R: 2 E: 0 S: 4	H: 1 LOB: 3 BB: 4 P: 20	R: 0 E: 0 S: 5	H: 0 LOB: 0 BB: 0 P: 5	R: 0 E: 0 S: 3	H: 0 LOB: 0 BB: 0 P: 3		1B: 5 2B: 1 3B: 0 HR: 0	SF: 0 SAC: 1 DP: 2 HBP: 0	WP: 0 PB: 0 SB: 0 CS: 1
<b>PITCHER</b> Greg Mathews, L (1,1) ERA: 6.5 Ray Sof, R (6,1) Pat Perry, L (7,1) ERA: 1.64	IP: 5.1 WLS: L BF: 23 H: 6 R: 2 ER: 2 SO: 5 BB: 3 IBB: 1 HBP: 0 BLK: 0 WP: 0 HR: 0 S: 29 P: 45 ERA: 3.38 WHIP: 1.688															<b>PITCHER</b>	IP: 5.1 WLS: L BF: 23 H: 6 R: 2 ER: 2 SO: 5 BB: 3 IBB: 1 HBP: 0 BLK: 0 WP: 0 HR: 0 S: 29 P: 45 ERA: 3.38 WHIP: 1.688			

AB 26  
R 2  
H 6  
RBI 2  
BB 5  
SO 6  
LOB 12





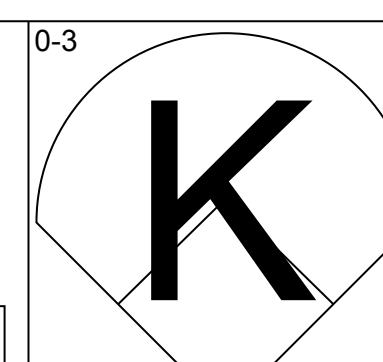
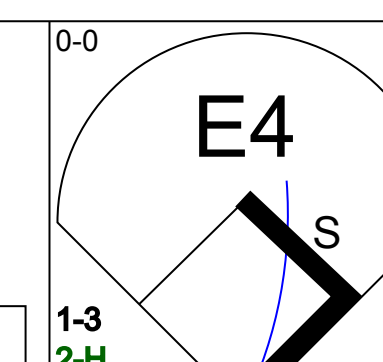
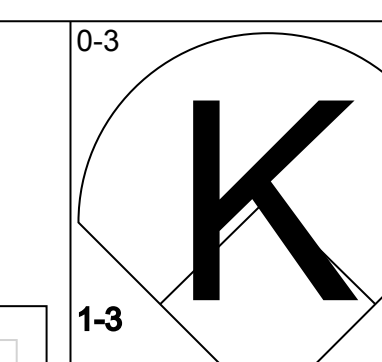
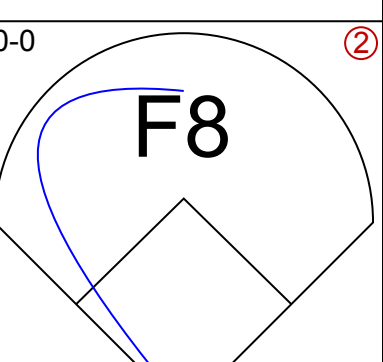
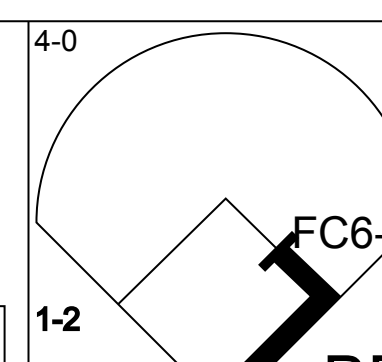
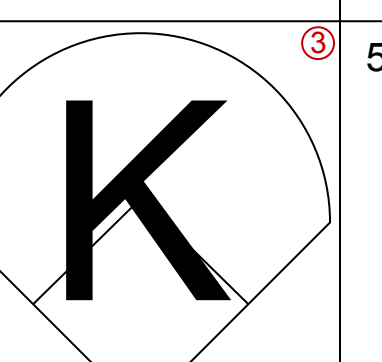
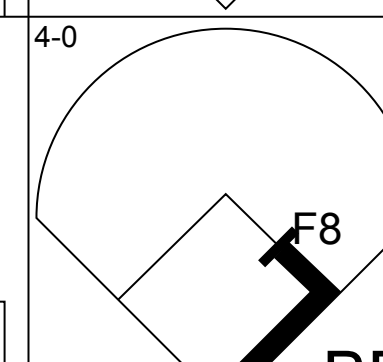
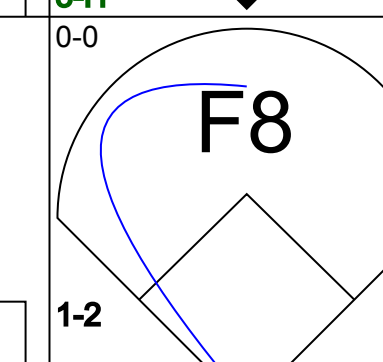
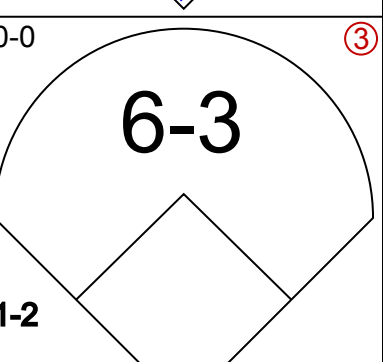
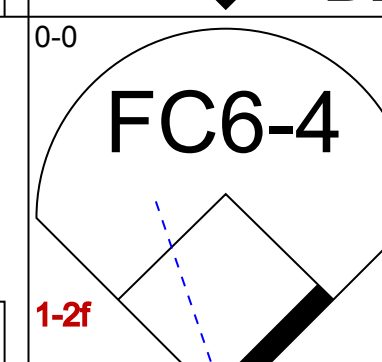
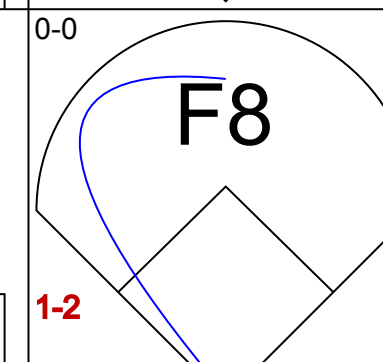
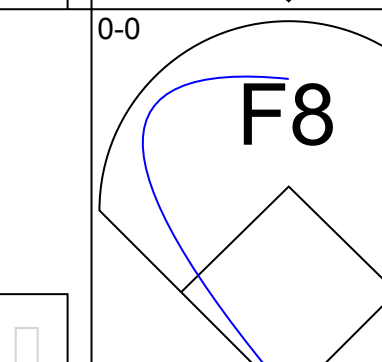


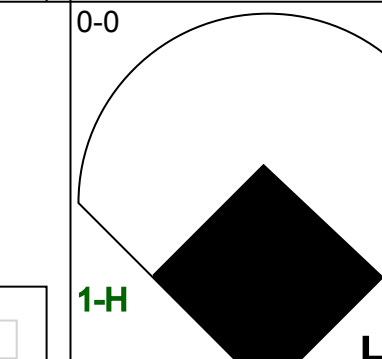


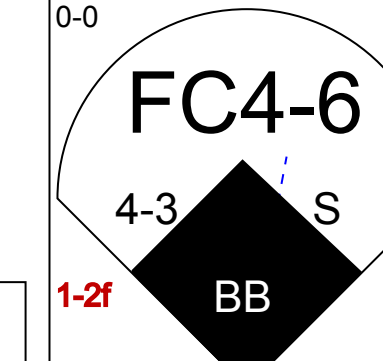
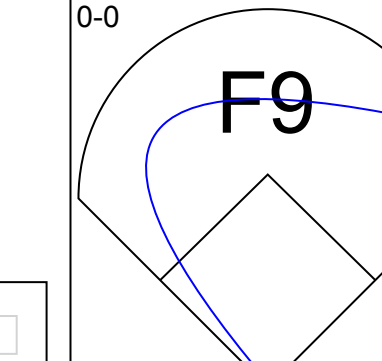
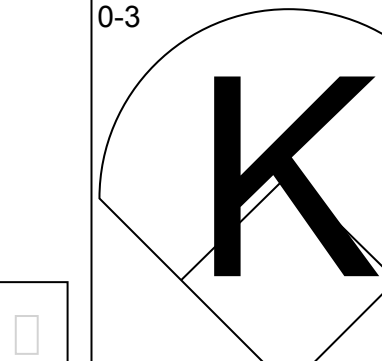
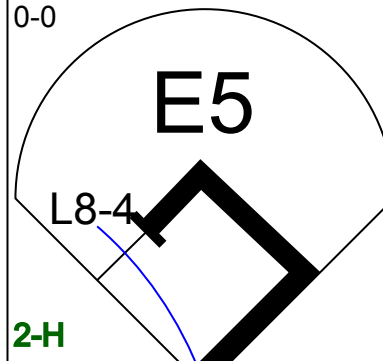
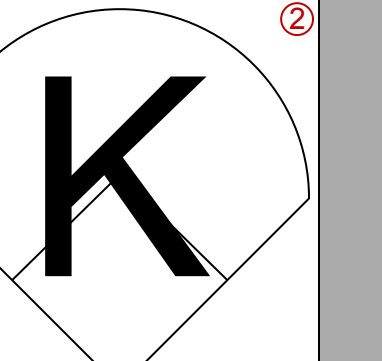
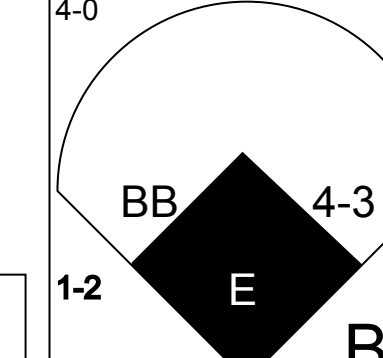
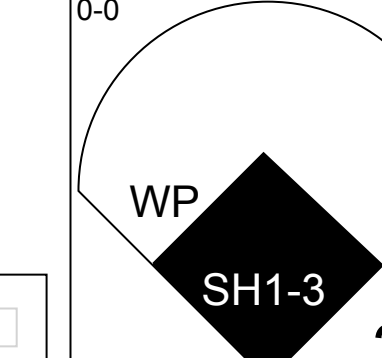

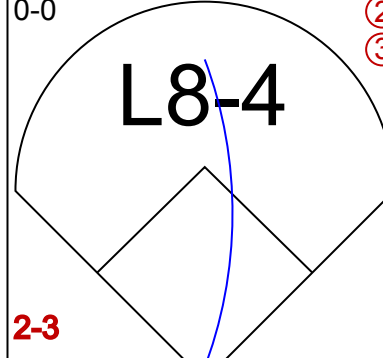
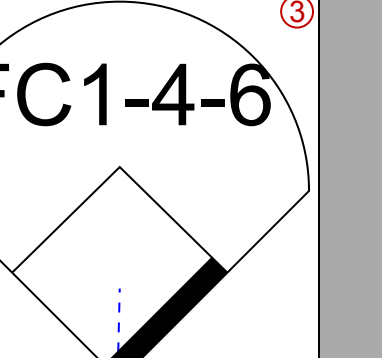
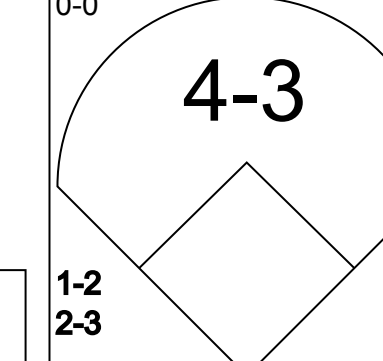
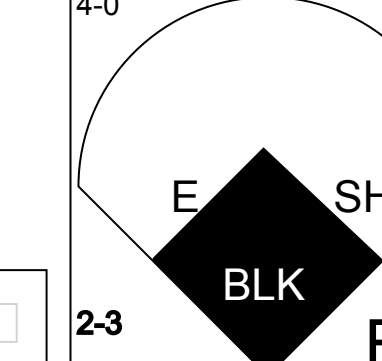
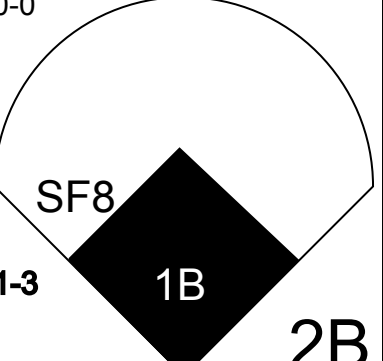


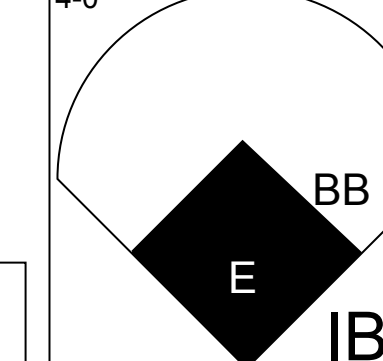
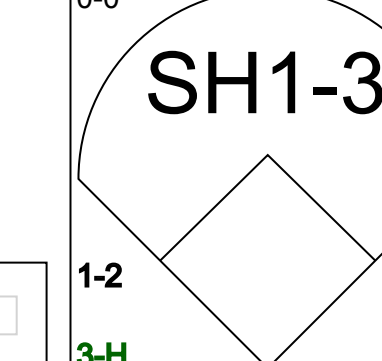
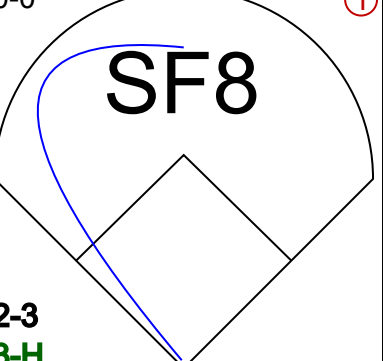
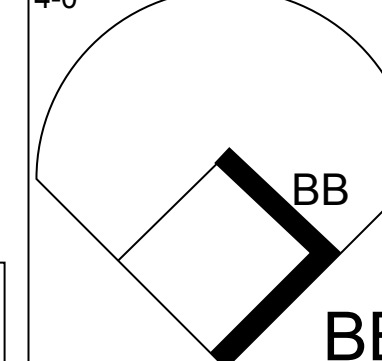
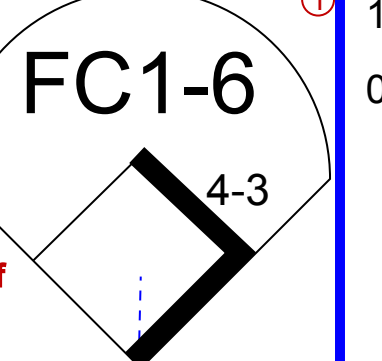
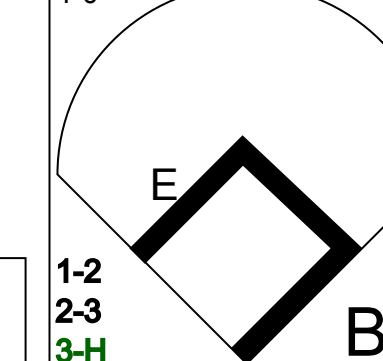
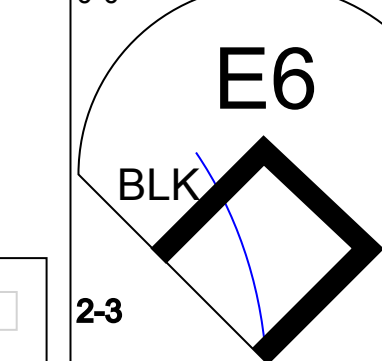
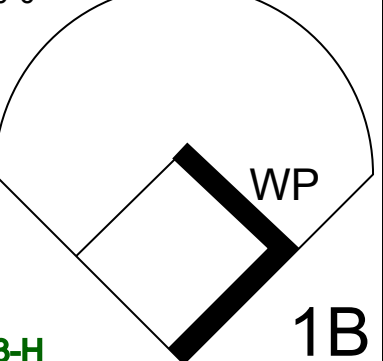
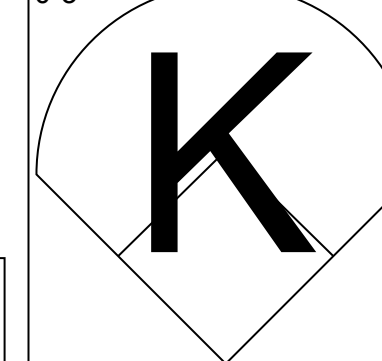
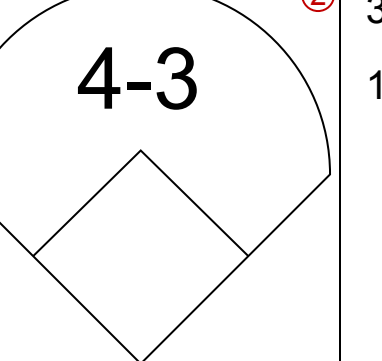
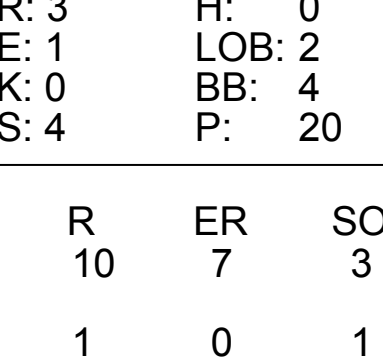
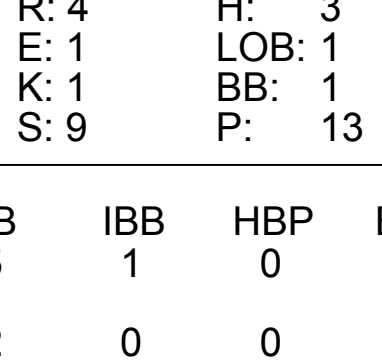
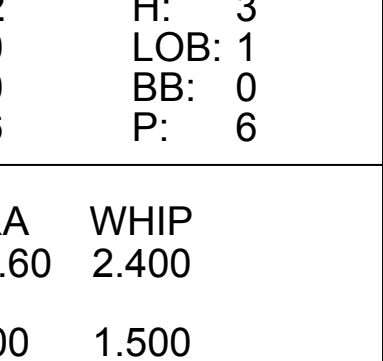
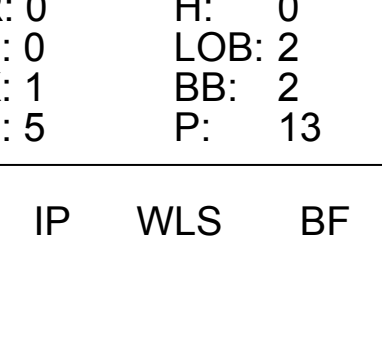
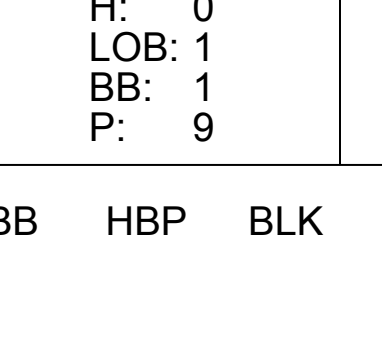
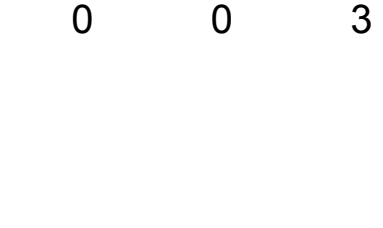

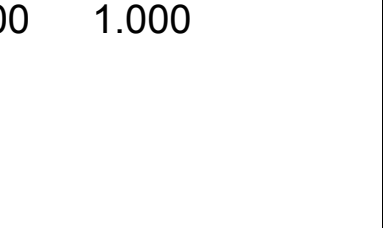



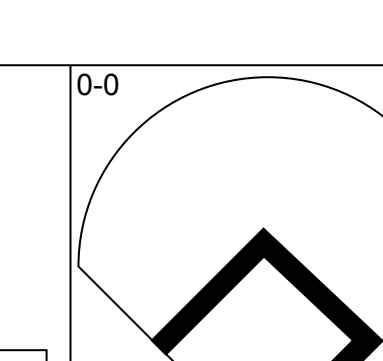
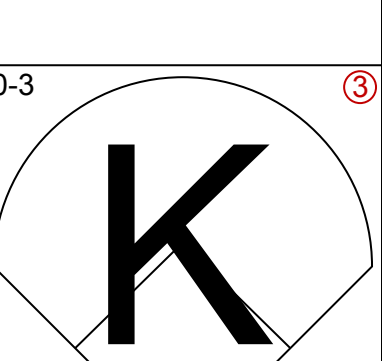
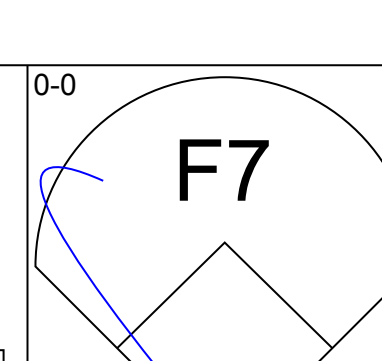





Batter	1	2	3	4	5	6	7	8	9	AB R H RBI BB SO LOB	TOP												
Vince Coleman, S OBP: 0.368, SLG: 0.266	SH1-3 BLK 4-3 1B	K		FC3-6 1B	S BB		K			4 1 2 0 1 2 3	<b>St. Louis Cardinals @ New York Mets</b> Shea Stadium, Flushing, NY Sun Apr 26 1987, 3:33 AM EDT Att: 45,360 - Unknown												
Ozzie Smith, S OBP: 0.292, SLG: 0.204	SH1-3		5-3	FC3-6 1B	K			5-3		4 0 0 0 0 1 3													
Terry Pendleton, S OBP: 0.310, SLG: 0.406	4-3		FC4-6 1B	6-3				K		5 1 1 1 0 1 2													
Jack Clark, R OBP: 0.426, SLG: 0.649	K		FC4-6 1B		HR			G3		5 1 3 1 0 1 0													
Willie McGee, S OBP: 0.296, SLG: 0.412		1-3	FC4-6 WP	1-6-3	K			L5		5 0 0 1 0 1 2													
Curt Ford, L OBP: 0.400, SLG: 0.444 Todd Worrell, R	WP 1B		3-H 4-0 BB	1B	K			4-3		4 2 2 0 1 1 1 0 0 0 0 0 0 0													
José Oquendo, S OBP: 0.531, SLG: 0.538	K		F7	E 1B				CS 1B		5 1 3 0 0 1 3													
Steve Lake, R OBP: 0.350, SLG: 0.500	WP 1B		5-3	E9 SH3-4 1B	5-3			CS		4 1 2 2 0 0 1													
Bob Forsch, R OBP: 0.375, SLG: 0.500 Pat Perry, L	3-H 1B		FC3-6 1B	SH3-4	6-3					2 0 2 1 0 0 0 1 0 0 0 0 0 1 0 0 0 0 0 0 0 0 0 0 0 0 0 0													
Ricky Horton, L OBP: 0.333, SLG: 0.333 Tito Landrum, R OBP: 0.364, SLG: 0.259	1-2 1B																						
<b>Inning Stats</b>	R: 1 E: 0 K: 1 S: 6	H: 1 LOB: 0 BB: 0 P: 6	R: 1 E: 0 K: 2 S: 10	H: 3 LOB: 2 BB: 0 P: 10	R: 1 E: 0 K: 0 S: 5	H: 2 LOB: 2 BB: 1 P: 9	R: 0 E: 0 K: 0 S: 5	H: 2 LOB: 2 BB: 0 P: 5	R: 4 E: 1 K: 1 S: 9	H: 4 LOB: 1 BB: 1 P: 13	R: 0 E: 0 K: 1 S: 8	H: 1 LOB: 1 BB: 0 P: 8	R: 0 E: 0 K: 1 S: 6	H: 1 LOB: 1 BB: 0 P: 6	R: 0 E: 0 K: 1 S: 5	H: 0 LOB: 0 BB: 0 P: 5	R: 0 E: 0 K: 0 S: 3	H: 1 LOB: 0 BB: 0 P: 3	1B: 12 2B: 2 3B: 0 HR: 1	SF: 0 SAC: 2 DP: 0 HBP: 0	WP: 3 PB: 0 SB: 1 CS: 1	PA: 44	
<b>PITCHER</b>	IP WLS BF H R ER SO BB IBB HBP BLK WP HR S P ERA WHIP											<b>PITCHER</b>	IP WLS BF H R ER SO BB IBB HBP BLK WP HR S P ERA WHIP										
Ron Darling, R ERA: 6.28	4.0 L 22 9 4 4 3 1 0 0 0 1 3 1 27 31 9.00 2.500																						
Randy Myers, L ERA: 20.25	1.0 7 3 3 2 1 1 0 0 0 0 0 0 8 12 18.00 4.000																						
Gene Walter, L ERA: 2.35	1.0 4 1 0 0 2 0 0 0 0 0 0 0 8 8 0.00 1.000																						
Terry Leach, R ERA: 0.96	3.0 10 2 0 0 2 0 0 0 0 0 0 0 14 14 0.00 0.667																						

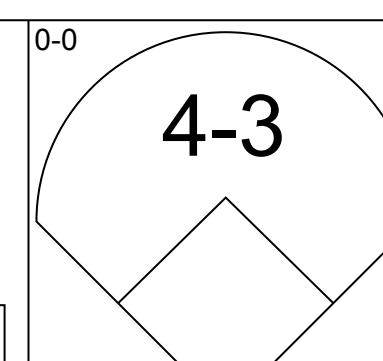
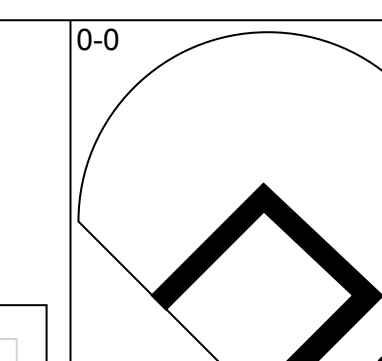
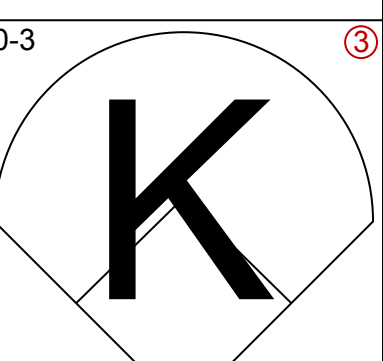
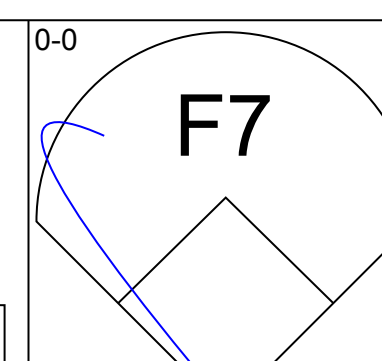
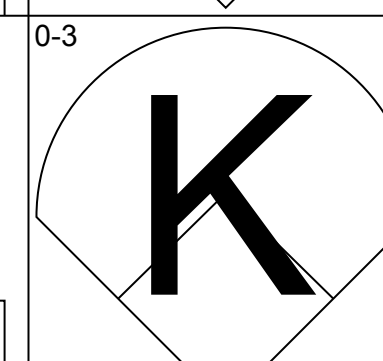
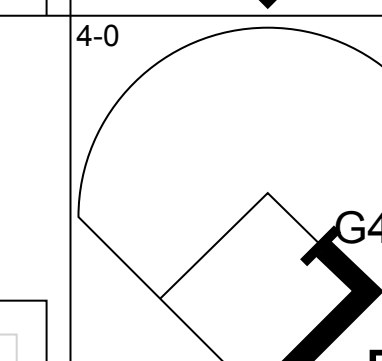
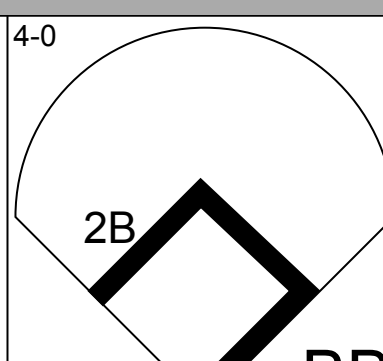
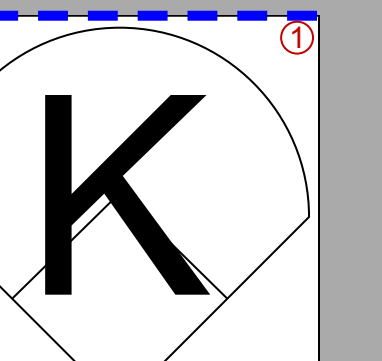

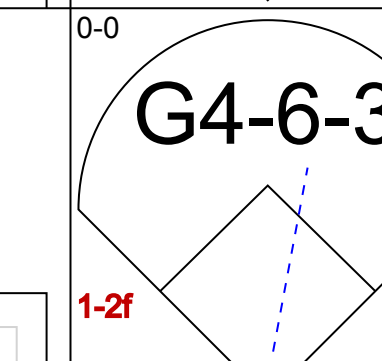
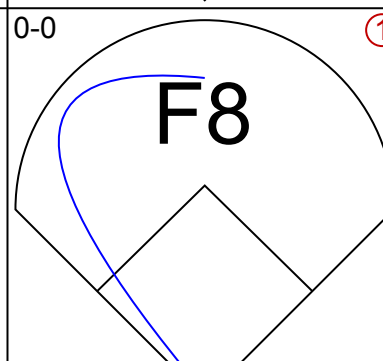
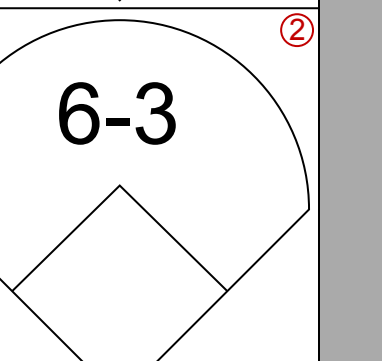
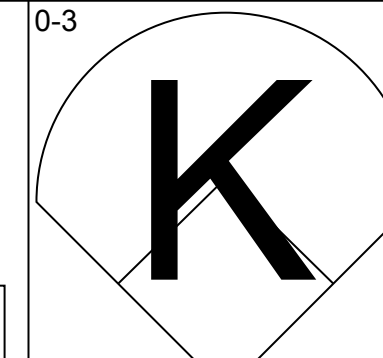
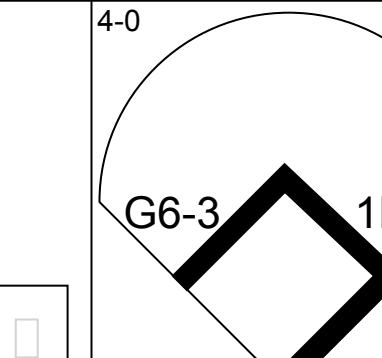

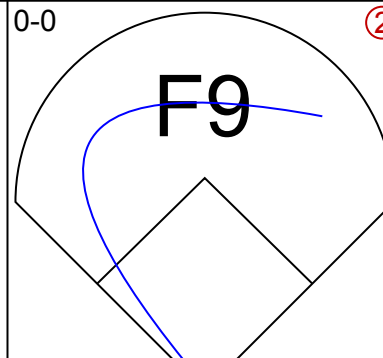
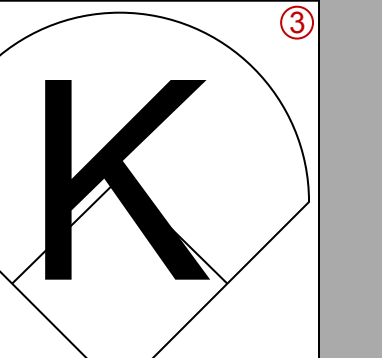
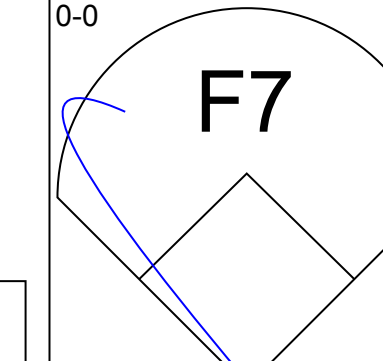
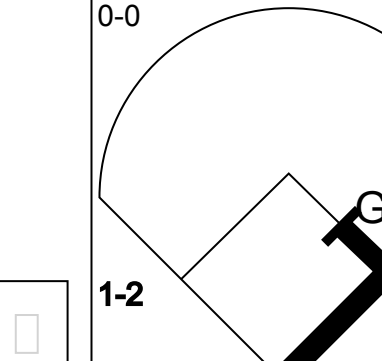

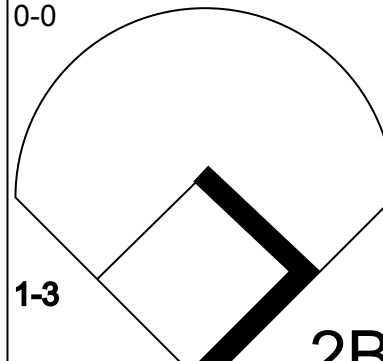

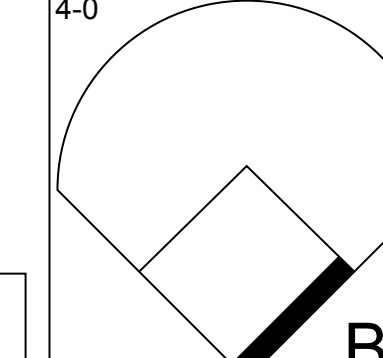
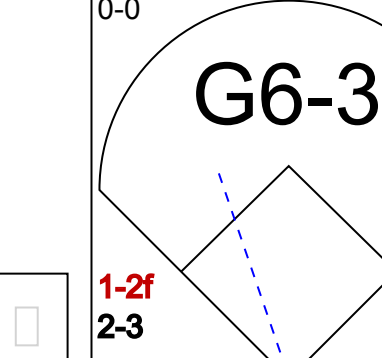
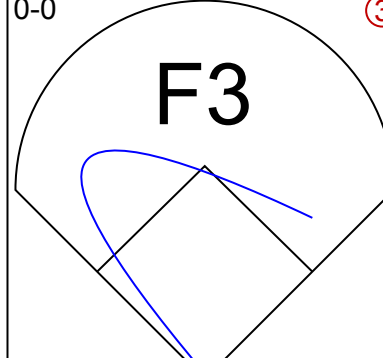

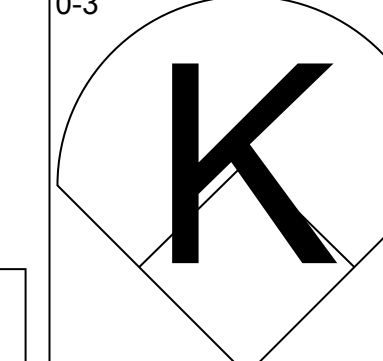
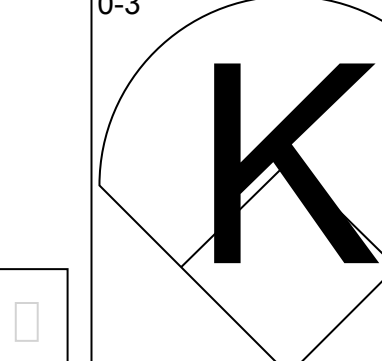
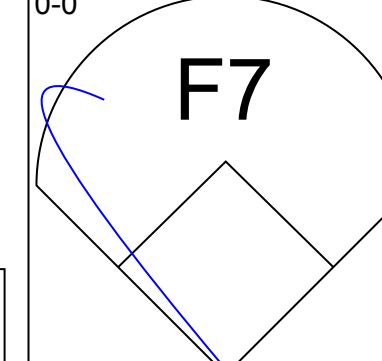
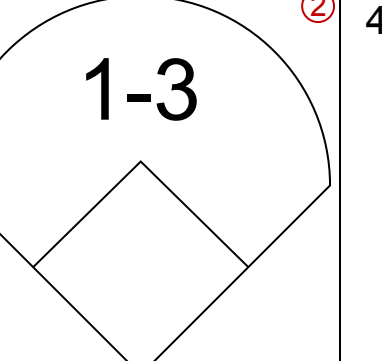
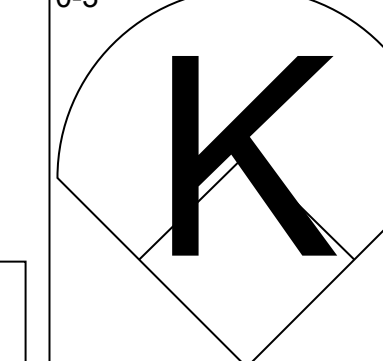
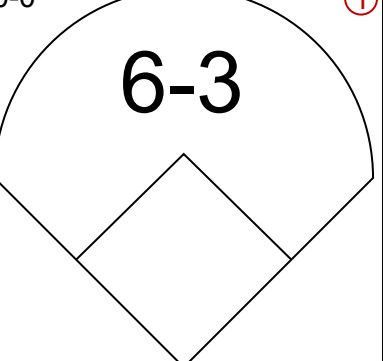
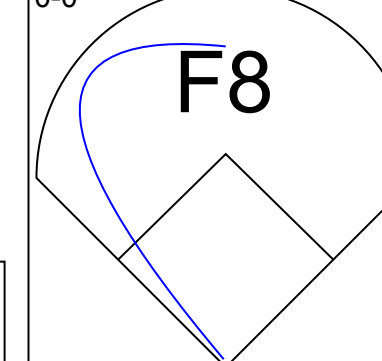
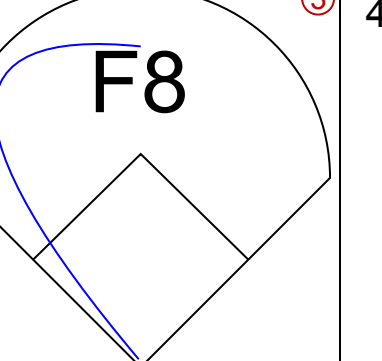
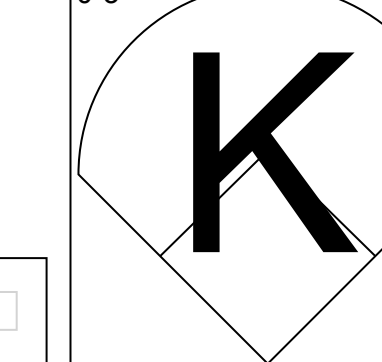
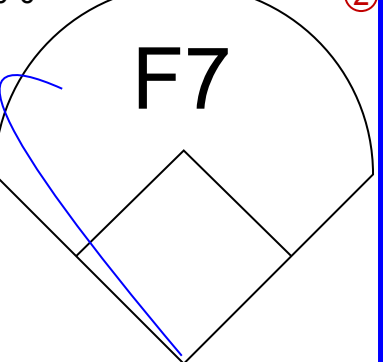
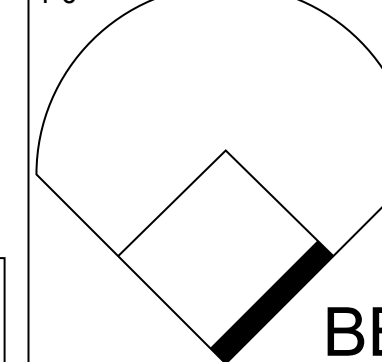
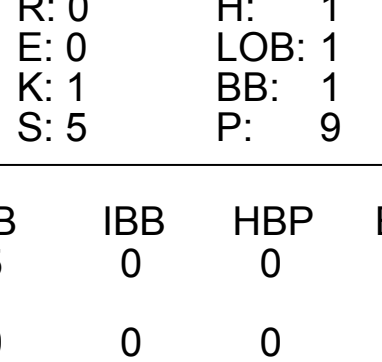
Batter	1	2	3	4	5	6	7	8	9	AB R H RBI BB SO LOB	BOTTOM												
Lenny Dykstra, L OBP: 0.340, SLG: 0.489	F8		F9		F8		4-3 S 1B		F6	5 0 1 0 0 0 1	<b>St. Louis Cardinals @ New York Mets</b> Shea Stadium, Flushing, NY Sun Apr 26 1987, 3:33 AM EDT Att: 45,360 - Unknown												
Wally Backman, S OBP: 0.311, SLG: 0.293 Tim Teufel, R OBP: 0.455, SLG: 0.500	B1-3		L3			1B	L9		E5 1B	4 1 1 0 0 0 2 1 0 1 0 0 0 0													
Keith Hernandez, L OBP: 0.368, SLG: 0.385	2B			F6		1B 2B 1B	4-3		BB	4 1 2 1 1 0 1													
Gary Carter, R OBP: 0.264, SLG: 0.418	6-3			F9		F8	F9		F9	5 0 0 0 0 0 5													
Darryl Strawberry, L OBP: 0.366, SLG: 0.635	K			1B BB		1B 1B		F9		3 1 1 0 1 1 0													
Kevin McReynolds, R OBP: 0.404, SLG: 0.615						1B	K			4 0 3 1 0 1 0													
Howard Johnson, S OBP: 0.365, SLG: 0.385	G4-6-3 1B			F9		1-2 3-H 1B		F9		4 0 1 1 0 0 3													
Rafael Santana, R OBP: 0.259, SLG: 0.259			SH1-4 1B		K	F9		4-3		4 0 1 0 0 1 2													
Ron Darling, R OBP: 0.311, SLG: 0.222 Randy Myers, L OBP: 0.296, SLG: 0.687 Gene Walter, L OBP: 0.455, SLG: 0.500 Mookie Wilson, S OBP: 0.320, SLG: 0.685 Terry Leach, R OBP: 0.364, SLG: 0.259 Barry Lyons, R OBP: 0.266, SLG: 0.714	SH1-4 1B			6-3		K			HR	0 0 0 0 0 0 0 0 0 0 0 0 0 0 1 0 0 0 0 0 0 0 0 0 0 0 0 0 1 0 0 0 0 0 0 0 0 0 0 0 0 0 1 1 1 1 0 0 0													
<b>Inning Stats</b>	R: 0 E: 0 K: 0 S: 4	H: 1 LOB: 1 BB: 0 P: 4	R: 0 E: 0 K: 1 S: 5	H: 1 LOB: 0 BB: 0 P: 5	R: 0 E: 0 K: 0 S: 4	H: 1 LOB: 1 BB: 0 P: 4	R: 0 E: 0 K: 0 S: 4	H: 1 LOB: 2 BB: 1 P: 8	R: 0 E: 0 K: 1 S: 5	H: 0 LOB: 0 BB: 0 P: 5		R: 3 E: 0 K: 1 S: 10	H: 5 LOB: 2 BB: 0 P: 10	R: 0 E: 0 K: 0 S: 4	H: 1 LOB: 1 BB: 0 P: 4	R: 0 E: 0 K: 1 S: 5	H: 0 LOB: 0 BB: 0 P: 5	R: 1 E: 1 K: 0 S: 5	H: 2 LOB: 2 BB: 1 P: 9	1B: 9 2B: 2 3B: 0 HR: 1	SF: 0 SAC: 1 DP: 1 HBP: 0	WP: 0 PB: 0 SB: 1 CS: 0	PA: 40
<b>PITCHER</b>	IP WLS BF H R ER SO BB IBB HBP BLK WP HR S P ERA WHIP											<b>PITCHER</b>	IP WLS BF H R ER SO BB IBB HBP BLK WP HR S P ERA WHIP										
Bob Forsch, R ERA: 4.43	5.1 W 24 8 3 3 2 1 0 0 0 0 0 0 27 31 5.06 1.688																						
Pat Perry, L ERA: 1.93	3.0 12 3 1 1 2 0 0 0 0 0 0 1 16 16 3.00 1.000																						
Ricky Horton, L ERA: 0.57	0.1 3 1 0 0 0 1 0 0 0 0 0 0 2 6 0.00 6.000																						
Todd Worrell, R ERA: 6.23	0.1 S 1 0 0 0 0 0 0 0 0 0 0 0 1 1 0.00 0.000																						



Batter	1	2	3	4	5	6	7	8	9	AB	R	H	RBI	BB	SO	LOB	TOP							
Bill Doran, S OBP: 0.275, SLG: 0.395 (1,4)										5	0	0	0	1	3	4	<b>Houston Astros @ New York Mets</b> Shea Stadium, Flushing, NY Mon Apr 27 1987, 7:05 PM EDT Att: 27,381 - Unknown							
Billy Hatcher, R OBP: 0.420, SLG: 0.602 Aurelio Lopez, R (8,1)										4	1	1	1	1	0	5								
Bert Pena, R OBP: 0.250, SLG: 0.167 (9,6)										0	0	0	0	0	0	0								
Denny Walling, L OBP: 0.303, SLG: 0.406 (1,5)										5	2	2	0	0	1	1								
Glenn Davis, R OBP: 0.256, SLG: 0.400 (1,3)										4	1	2	2	1	0	1								
Kevin Bass, S OBP: 0.349, SLG: 0.475 (1,9)										5	1	0	0	0	2	2								
Jose Cruz, L OBP: 0.313, SLG: 0.410 Jim Pankovits, R OBP: 0.286, SLG: 0.286 (7,7)										3	3	2	0	1	0	1								
Alan Ashby, S Mark Bailey, S OBP: 0.397, SLG: 0.292 (7,2)										3	2	1	0	1	0	2								
Craig Reynolds, L OBP: 0.370, SLG: 0.362 Julio Solano, R (9,1)										1	1	0	2	2	0	1								
Jim Deshaies, L OBP: 0.500, SLG: 0.200 Tye Waller, R (8,8)										0	0	0	0	0	0	0								
										3	0	1	2	1	1	2								
										1	0	0	0	0	0	1								
<b>Inning Stats</b>	R: 0 E: 0 K: 1 S: 4	H: 0 LOB: 0 BB: 1 P: 8	R: 3 E: 1 K: 0 S: 4	H: 0 LOB: 2 BB: 4 P: 20	R: 4 E: 1 K: 1 S: 9	H: 3 LOB: 1 BB: 1 P: 13	R: 1 E: 0 K: 1 S: 6	H: 1 LOB: 0 BB: 0 P: 6	R: 2 E: 0 K: 0 S: 6	H: 3 LOB: 1 BB: 0 P: 6	R: 1 E: 1 K: 0 S: 4	H: 1 LOB: 0 BB: 0 P: 4	R: 0 E: 0 K: 1 S: 5	H: 0 LOB: 2 BB: 2 P: 13	R: 0 E: 0 K: 2 S: 8	H: 1 LOB: 1 BB: 0 P: 8		R: 0 E: 0 K: 1 S: 5	H: 0 LOB: 1 BB: 1 P: 9	1B: 4 2B: 4 3B: 0 HR: 2	SF: 1 SAC: 1 DP: 1 HBP: 0	WP: 2 PB: 0 SB: 2 CS: 0	PA: 46	
<b>PITCHER</b>	IP WLS BF H R ER SO BB IBB HBP BLK WP HR S P ERA WHIP	IP WLS BF H R ER SO BB IBB HBP BLK WP HR S P ERA WHIP	IP WLS BF H R ER SO BB IBB HBP BLK WP HR S P ERA WHIP	IP WLS BF H R ER SO BB IBB HBP BLK WP HR S P ERA WHIP	IP WLS BF H R ER SO BB IBB HBP BLK WP HR S P ERA WHIP	IP WLS BF H R ER SO BB IBB HBP BLK WP HR S P ERA WHIP	IP WLS BF H R ER SO BB IBB HBP BLK WP HR S P ERA WHIP	IP WLS BF H R ER SO BB IBB HBP BLK WP HR S P ERA WHIP	IP WLS BF H R ER SO BB IBB HBP BLK WP HR S P ERA WHIP	IP WLS BF H R ER SO BB IBB HBP BLK WP HR S P ERA WHIP	IP WLS BF H R ER SO BB IBB HBP BLK WP HR S P ERA WHIP	IP WLS BF H R ER SO BB IBB HBP BLK WP HR S P ERA WHIP	IP WLS BF H R ER SO BB IBB HBP BLK WP HR S P ERA WHIP	IP WLS BF H R ER SO BB IBB HBP BLK WP HR S P ERA WHIP	IP WLS BF H R ER SO BB IBB HBP BLK WP HR S P ERA WHIP	IP WLS BF H R ER SO BB IBB HBP BLK WP HR S P ERA WHIP		IP WLS BF H R ER SO BB IBB HBP BLK WP HR S P ERA WHIP	IP WLS BF H R ER SO BB IBB HBP BLK WP HR S P ERA WHIP	IP WLS BF H R ER SO BB IBB HBP BLK WP HR S P ERA WHIP	IP WLS BF H R ER SO BB IBB HBP BLK WP HR S P ERA WHIP	IP WLS BF H R ER SO BB IBB HBP BLK WP HR S P ERA WHIP	IP WLS BF H R ER SO BB IBB HBP BLK WP HR S P ERA WHIP	IP WLS BF H R ER SO BB IBB HBP BLK WP HR S P ERA WHIP
David Cone, R ERA: 7.36 Gene Walter, L ERA: 1.95 Randy Myers, L ERA: 13.5	5.0 L 29 7 10 7 3 5 1 0 0 1 2 2 29 53 12.60 2.400	2.0 9 1 1 0 1 2 0 0 0 0 0 0 9 17 0.00 1.500	2.0 8 1 0 0 3 1 0 0 0 0 0 0 13 17 0.00 1.000																					

AB	35
R	11
H	9
RBI	7
BB	9
SO	7
LOB	21



Batter	1	2	3	4	5	6	7	8	9	AB	R	H	RBI	BB	SO	LOB	BOTTOM						
Mookie Wilson, S OBP: 0.420, SLG: 0.660 Randy Myers, L (8,1)										4	0	1	0	0	1	1	<b>Houston Astros @ New York Mets</b> Shea Stadium, Flushing, NY Mon Apr 27 1987, 7:05 PM EDT Att: 27,381 - Unknown						
Tim Lincecum, R OBP: 0.472, SLG: 0.484 Al Pedrique, R (7,4)										1	0	0	0	2	1	0							
Keith Hernandez, L OBP: 0.367, SLG: 0.426 Barry Lyons, R OBP: 0.250, SLG: 0.625 (7,2)										3	1	1	1	0	0	3							
Kevin McReynolds, R OBP: 0.393, SLG: 0.562 (1,7)										3	0	0	0	1	2	1							
Darryl Strawberry, L OBP: 0.373, SLG: 0.642 (1,9)										4	0	2	0	0	0	0							
Gary Carter, R OBP: 0.276, SLG: 0.429 (7,3)										3	0	1	0	1	0	4							
Howard Johnson, S OBP: 0.343, SLG: 0.357 (1,5)										4	0	0	0	0	2	3							
Rafael Santana, R OBP: 0.242, SLG: 0.241 (1,6)										4	0	0	0	0	1	2							
David Cone, L (1,1)										1	0	0	0	0	1	0							
Dave Magadan, L OBP: 0.250, SLG: 0.571 Gene Walter, L (6,1)										1	0	0	0	0	0	0							
Lenny Dykstra, L OBP: 0.352, SLG: 0.489 (8,8)										0	0	0	0	0	0	0							
										0	0	0	1	0	0	0							
<b>Inning Stats</b>	R: 1 E: 0 K: 2 S: 8	H: 1 LOB: 0 BB: 0 P: 8	R: 0 E: 0 K: 2 S: 7	H: 0 LOB: 1 BB: 1 P: 11	R: 0 E: 0 K: 1 S: 5	H: 1 LOB: 1 BB: 1 P: 9	R: 0 E: 0 K: 1 S: 5	H: 1 LOB: 0 BB: 0 P: 9	R: 0 E: 0 K: 0 S: 4	H: 1 LOB: 2 BB: 1 P: 8	R: 0 E: 0 K: 0 S: 3	H: 0 LOB: 1 BB: 1 P: 7	R: 0 E: 0 K: 2 S: 7	H: 0 LOB: 0 BB: 0 P: 7	R: 0 E: 0 K: 0 S: 4	H: 1 LOB: 1 BB: 0 P: 4		R: 0 E: 0 K: 1 S: 5	H: 1 LOB: 1 BB: 0 P: 4	1B: 1 2B: 2 3B: 1 HR: 1	SF: 0 SAC: 0 DP: 2 HBP: 0	WP: 0 PB: 0 SB: 0 CS: 0	PA: 35
<b>PITCHER</b>	IP WLS BF H R ER SO BB IBB HBP BLK WP HR S P ERA WHIP	IP WLS BF H R ER SO BB IBB HBP BLK WP HR S P ERA WHIP	IP WLS BF H R ER SO BB IBB HBP BLK WP HR S P ERA WHIP	IP WLS BF H R ER SO BB IBB HBP BLK WP HR S P ERA WHIP	IP WLS BF H R ER SO BB IBB HBP BLK WP HR S P ERA WHIP	IP WLS BF H R ER SO BB IBB HBP BLK WP HR S P ERA WHIP	IP WLS BF H R ER SO BB IBB HBP BLK WP HR S P ERA WHIP	IP WLS BF H R ER SO BB IBB HBP BLK WP HR S P ERA WHIP	IP WLS BF H R ER SO BB IBB HBP BLK WP HR S P ERA WHIP	IP WLS BF H R ER SO BB IBB HBP BLK WP HR S P ERA WHIP	IP WLS BF H R ER SO BB IBB HBP BLK WP HR S P ERA WHIP	IP WLS BF H R ER SO BB IBB HBP BLK WP HR S P ERA WHIP	IP WLS BF H R ER SO BB IBB HBP BLK WP HR S P ERA WHIP	IP WLS BF H R ER SO BB IBB HBP BLK WP HR S P ERA WHIP	IP WLS BF H R ER SO BB IBB HBP BLK WP HR S P ERA WHIP	IP WLS BF H R ER SO BB IBB HBP BLK WP HR S P ERA WHIP		IP WLS BF H R ER SO BB IBB HBP BLK WP HR S P ERA WHIP	IP WLS BF H R ER SO BB IBB HBP BLK WP HR S P ERA WHIP	IP WLS BF H R ER SO BB IBB HBP BLK WP HR S P ERA WHIP	IP WLS BF H R ER SO BB IBB HBP BLK WP HR S P ERA WHIP	IP WLS BF H R ER SO BB IBB HBP BLK WP HR S P ERA WHIP	IP WLS BF H R ER SO BB IBB HBP BLK WP HR S P ERA WHIP
Jim Deshaies, L ERA: 2.51 Aurelio Lopez, R ERA: 2.77 Julio Solano, R ERA:	7.0 W 28 4 1 1 7 5 0 0 0 0 0 0 7 7 0.00 0.000	1.0 3 0 0 0 2 0 0 0 0 0 0 0 4 4 0.00 1.000																					





Batter	1	2	3	4	5	6	7	8	9	AB	R	H	RBI	BB	SO	LOB	TOP			
Bill Doran, S OBP: 0.274, SLG: 0.388 (1, 4)										4	0	1	0	0	0	2	<b>Houston Astros @ New York Mets</b> Shea Stadium, Flushing, NY Wed Apr 29 1987, 7:05 PM EDT Att: 27,097 - Unknown			
Billy Hatcher, R OBP: 0.424, SLG: 0.598 (1, 8)										4	0	2	0	0	1	1				
Phil Garner, R OBP: 0.308, SLG: 0.458 (6, PH)										3	0	1	0	0	1	2				
Denny Walling, L OBP: 0.294, SLG: 0.394 (8, 5)										1	0	0	0	0	0	1				
Glenn Davis, R OBP: 0.256, SLG: 0.393 (1, 3)										4	0	1	0	0	1	3				
Kevin Bass, S OBP: 0.344, SLG: 0.476 (1, 9)										4	1	1	0	0	1	4				
Jim Pankovits, R OBP: 0.200, SLG: 0.200 (9, PH)										3	0	0	0	0	2	2				
Terry Puhl, L OBP: 0.286, SLG: 0.346 (9, PH)										1	0	0	0	0	0	1				
Alan Ashby, S OBP: 0.328, SLG: 0.357 (1, 2)										4	0	1	0	0	0	2				
Bert Pena, R OBP: 0.261, SLG: 0.150 (9, PH)										2	0	0	0	1	0	1				
Mark Bailey, S OBP: 0.370, SLG: 0.320 (9, PH)										1	0	1	1	0	0	0				
Danny Darwin, R OBP: 0.100, SLG: 0.100 (9, PH)										0	0	0	0	0	0	0				
Mike Scott, R (1, 1)										1	0	0	0	1	1	1				
Tye Waller, R (7, PH)										1	0	0	0	0	1	1				
Bob Knepper, L OBP: 0.167, SLG: 0.167 (7, 1)										0	0	0	0	0	0	0				
Jose Cruz, L OBP: 0.309, SLG: 0.403 (9, PH)										1	0	0	0	0	1	1				
<b>Inning Stats</b>	R: 0 E: 0 K: 2 S: 9	H: 2 LOB: 2 BB: 0 P: 9	R: 0 E: 0 K: 2 S: 7	H: 0 LOB: 1 BB: 1 P: 11	R: 0 E: 0 K: 0 S: 3	H: 0 LOB: 0 BB: 0 P: 3	R: 0 E: 0 K: 1 S: 6	H: 1 LOB: 1 BB: 0 P: 6	R: 0 E: 0 K: 1 S: 5	H: 0 LOB: 1 BB: 1 P: 9	R: 0 E: 0 K: 1 S: 6	H: 1 LOB: 1 BB: 0 P: 6	R: 0 E: 0 K: 0 S: 3	H: 1 LOB: 0 BB: 0 P: 3	R: 1 E: 0 K: 1 S: 7	H: 2 LOB: 1 BB: 0 P: 7	1B: 7 2B: 1 3B: 0 HR: 0	SF: 0 SAC: 0 DP: 1 HBP: 0	WP: 0 PB: 0 SB: 1 CS: 0	PA: 36
<b>PITCHER</b>	IP WLS BF H R ER SO BB IBB HBP BLK WP HR S P ERA WHIP																			
Sid Fernandez, L ERA: 2.18 (1, 1)	7.0 W 28 5 0 0 8 2 0 0 0 0 0 0 42 50 0.00 1.000																			
Doug Sisk, R ERA: 4.22 (8, 1)	1.0 S 4 2 1 1 0 0 0 0 0 0 0 0 4 4 9.00 2.000																			
Jesse Orosco, L ERA: 5.79 (9, 1)	1.0 S 4 1 0 0 1 0 0 0 0 0 0 0 6 6 0.00 1.000																			

Batter	1	2	3	4	5	6	7	8	9	AB	R	H	RBI	BB	SO	LOB	BOTTOM			
Lenny Dykstra, L OBP: 0.345, SLG: 0.471 (8, 1)										4	0	1	0	0	1	1	<b>Houston Astros @ New York Mets</b> Shea Stadium, Flushing, NY Wed Apr 29 1987, 7:05 PM EDT Att: 27,097 - Unknown			
Doug Sisk, R (8, 1)										0	0	0	0	0	0	0				
Jesse Orosco, R (9, 1)										0	0	0	0	0	0	0				
Wally Backman, S OBP: 0.286, SLG: 0.267 (1, 4)										4	0	0	0	0	1	3				
Keith Hernandez, L OBP: 0.386, SLG: 0.479 (1, 3)										3	1	2	2	0	1	0				
Gary Carter, R OBP: 0.275, SLG: 0.419 (1, 2)										4	0	1	0	0	3	3				
Darryl Strawberry, L OBP: 0.354, SLG: 0.606 (1, 9)										4	0	0	0	0	2	2				
Kevin McReynolds, R OBP: 0.375, SLG: 0.552 (1, 7)										3	0	0	0	0	2	1				
Howard Johnson, S OBP: 0.329, SLG: 0.339 (1, 5)										3	0	0	0	0	2	2				
Rafael Santana, R OBP: 0.246, SLG: 0.262 (1, 6)										3	0	1	0	0	1	0				
Sid Fernandez, L OBP: 0.333, SLG: 0.333 (1, 1)										2	1	2	0	0	0	0				
Mookie Wilson, S OBP: 0.412, SLG: 0.646 (7, PH)										1	0	0	0	0	1	0				
<b>Inning Stats</b>	R: 0 E: 0 K: 1 S: 5	H: 0 LOB: 0 BB: 0 P: 5	R: 0 E: 1 K: 1 S: 6	H: 0 LOB: 1 BB: 0 P: 6	R: 0 E: 0 K: 0 S: 4	H: 2 LOB: 1 BB: 0 P: 4	R: 1 E: 0 K: 1 S: 7	H: 2 LOB: 1 BB: 0 P: 7	R: 1 E: 0 K: 2 S: 10	H: 3 LOB: 2 BB: 0 P: 10	R: 0 E: 0 K: 2 S: 7	H: 0 LOB: 0 BB: 0 P: 7	R: 0 E: 0 K: 3 S: 9	H: 0 LOB: 0 BB: 0 P: 9	R: 0 E: 0 K: 2 S: 7	H: 0 LOB: 1 BB: 0 P: 8	1B: 5 2B: 1 3B: 0 HR: 1	SF: 0 SAC: 0 DP: 0 HBP: 1	WP: 0 PB: 0 SB: 0 CS: 0	PA: 32
<b>PITCHER</b>	IP WLS BF H R ER SO BB IBB HBP BLK WP HR S P ERA WHIP																			
Mike Scott, R ERA: 2.05 (1, 1)	6.0 L 25 7 2 2 7 0 0 0 0 0 0 0 16 17 3.00 1.167																			
Bob Knepper, L ERA: 6.04 (7, 1)	2.0 7 0 0 0 5 0 0 1 0 0 0 0 16 17 0.00 0.000																			

AB	34
R	1
H	8
RBI	1
BB	2
SO	9
LOB	22



AB	31
R	2
H	7
RBI	2
BB	0
SO	12
LOB	12






Batter	1	2	3	4	5	6	7	8	9	AB	R	H	RBI	BB	SO	LOB	TOP			
Casey Candaele, S (1, 8) OBP: 0.423, SLG: 0.383										4	1	1	0	0	0	1	<p><b>Montreal Expos @ New York Mets</b> Shea Stadium, Flushing, NY Thu Apr 30 1987, 7:05 PM EDT Att: 20,607 - Unknown</p> <p>AB 30 R 3 H 3 RBI 3 BB 2 SO 7 LOB 4</p>			
Mitch Webster, S (1, 9) OBP: 0.398, SLG: 0.403										4	0	0	0	0	2	1				
Andres Galarraga, R (1, 3) OBP: 0.387, SLG: 0.458										4	0	0	0	0	1	1				
Tim Wallach, R (1, 5) OBP: 0.302, SLG: 0.390										4	1	1	1	0	2	0				
John Stefero, L (1, 2) OBP: 0.233, SLG: 0.286										4	1	1	2	0	1	0				
Dave Engle, R (1, 7) OBP: 0.344, SLG: 0.379										3	0	0	0	0	0	0				
Vance Law, R (1, 4) OBP: 0.316, SLG: 0.493										2	0	0	0	1	0	0				
Tom Foley, L (1, 6) OBP: 0.225, SLG: 0.189										3	0	0	0	0	0	1				
Jay Tibbs, R (1, 1) OBP: 0.308, SLG: 0.200										1	0	0	0	1	1	0				
Bob McClure, R (6, 1)										0	0	0	0	0	0	0				
Lary Sorensen, R (7, 1)										0	0	0	0	0	0	0				
Wallace Johnson, S (8, PH) OBP: 0.143, SLG: 0.214										1	0	0	0	0	0	0				
Bill Campbell, R (8, 1)										0	0	0	0	0	0	0				
<b>Inning Stats</b>	R: 3 E: 0 K: 1 S: 8	H: 3 LOB: 0 BB: 0 P: 8	R: 0 E: 0 K: 0 S: 3	H: 0 LOB: 1 BB: 1 P: 7	R: 0 E: 0 K: 0 S: 3	H: 0 LOB: 0 BB: 0 P: 3	R: 0 E: 0 K: 0 S: 3	H: 0 LOB: 0 BB: 0 P: 3	R: 0 E: 0 K: 1 S: 5	H: 0 LOB: 0 BB: 0 P: 5	R: 0 E: 0 K: 0 S: 3	H: 0 LOB: 1 BB: 1 P: 7	R: 0 E: 0 K: 0 S: 3	H: 0 LOB: 0 BB: 0 P: 3	R: 0 E: 0 K: 2 S: 7	H: 0 LOB: 0 BB: 0 P: 7	1B: 2 2B: 0 3B: 0 HR: 1	SF: 0 SAC: 0 DP: 0 HBP: 0	WP: 2 PB: 0 SB: 0 CS: 0	PA: 32
<b>PITCHER</b> Rick Aguilera, R (1, 1) ERA: 4.06	IP: 9.0 WLS: W BF: 32 H: 3 R: 3 ER: 3 SO: 7 BB: 2 IBB: 0 HBP: 0 BLK: 0 WP: 1 HR: 1 S: 44 P: 52 ERA: 3.00 WHIP: 0.556															<b>PITCHER</b>				

Batter	1	2	3	4	5	6	7	8	9	AB	R	H	RBI	BB	SO	LOB	BOTTOM			
Lenny Dykstra, L (1, 8) OBP: 0.333, SLG: 0.446										5	1	1	1	0	1	2	<p><b>Montreal Expos @ New York Mets</b> Shea Stadium, Flushing, NY Thu Apr 30 1987, 7:05 PM EDT Att: 20,607 - Unknown</p> <p>AB 36 R 11 H 13 RBI 11 BB 6 SO 7 LOB 20</p>			
Wally Backman, S (1, 4) OBP: 0.286, SLG: 0.265										4	2	1	0	1	0	3				
Keith Hernandez, L (1, 3) OBP: 0.391, SLG: 0.514										3	1	1	3	1	0	1				
Lee Mazzilli, S (6, PH) OBP: 0.385, SLG: 0.300										1	0	1	0	0	0	0				
Gary Carter, R (1, 2) OBP: 0.271, SLG: 0.405										5	1	1	0	0	1	2				
Darryl Strawberry, L (1, 9) OBP: 0.389, SLG: 0.627										4	1	2	0	1	1	1				
Kevin McReynolds, R (1, 7) OBP: 0.377, SLG: 0.590										3	2	1	3	1	1	1				
Howard Johnson, S (1, 6) OBP: 0.347, SLG: 0.397										4	2	2	3	1	1	4				
Dave Magadan, L (1, 5) OBP: 0.317, SLG: 1.000										3	1	2	1	1	0	2				
Rick Aguilera, R (1, 1) OBP: 0.231, SLG: 0.308										4	0	1	0	0	2	4				
<b>Inning Stats</b>	R: 3 E: 1 K: 1 S: 9	H: 3 LOB: 2 BB: 1 P: 13	R: 0 E: 0 K: 1 S: 6	H: 1 LOB: 0 BB: 0 P: 6	R: 0 E: 0 K: 1 S: 5	H: 0 LOB: 0 BB: 0 P: 5	R: 1 E: 1 K: 1 S: 7	H: 2 LOB: 1 BB: 0 P: 7	R: 2 E: 0 K: 1 S: 6	H: 2 LOB: 2 BB: 3 P: 18	R: 0 E: 0 K: 0 S: 3	H: 0 LOB: 0 BB: 0 P: 3	R: 4 E: 0 K: 1 S: 8	H: 3 LOB: 0 BB: 1 P: 12	R: 1 E: 0 K: 1 S: 7	H: 2 LOB: 2 BB: 1 P: 11	1B: 5 2B: 3 3B: 1 HR: 4	SF: 1 SAC: 0 DP: 1 HBP: 0	WP: 0 PB: 0 SB: 1 CS: 0	PA: 43
<b>PITCHER</b> Jay Tibbs, R (1, 1) ERA: 4.64	IP: 5.0 WLS: L BF: 27 H: 8 R: 6 ER: 6 SO: 5 BB: 3 IBB: 0 HBP: 0 BLK: 0 WP: 0 HR: 2 S: 33 P: 49 ERA: 10.80 WHIP: 2.200															<b>PITCHER</b>				
Bob McClure, L (6, 1) ERA: 9.0	1.1 8 3 4 4 0 0 1 0 0 0 2 7 11 27.00 2.250																			
Lary Sorensen, R (7, 1) ERA: 1.98	0.2 2 0 0 0 1 0 0 0 0 0 0 4 4 0.00 0.000																			
Bill Campbell, R (8, 1) ERA: 8.1	1.0 6 2 1 1 1 0 1 0 0 0 0 7 11 9.00 2.000																			



Batter	1	2	3	4	5	6	7	8	9	AB R H RBI BB SO LOB	TOP															
Casey Candaele, S OBP: 0.421, SLG: 0.385 (1, 7)	3-1		1-2 HR 1B		L1		F7		S 1B 1B	5 1 2 0 0 0 0	<b>Montreal Expos @ New York Mets</b> Shea Stadium, Flushing, NY Fri May 01 1987, 7:05 PM EDT Att: 28,808 - Unknown															
Tom Foley, L OBP: 0.311, SLG: 0.325 (1, 6)	F9 S 1B		1-H 2-H HR		FC6-4 BB		BB 2B BB		S 1B	3 2 3 3 2 0 0																
Andres Galarraga, R OBP: 0.397, SLG: 0.434 (1, 3)	F9		F8		FC6-4		2B BB		K	4 0 0 0 1 1 4																
Tim Wallach, R OBP: 0.324, SLG: 0.413 (1, 5)	K		G6-4-3 1B		F8		2B		IBB	4 0 2 1 1 1 2																
Mike Fitzgerald, R OBP: 0.286, SLG: 0.450 Bob McClure, R (9, 1)		HR	G6-4-3		F7		F8		K	5 1 1 1 0 1 6 0 0 0 0 0 0 0																
Vance Law, R OBP: 0.313, SLG: 0.474 (1, 4)		F9			F7		F9			3 0 0 0 1 0 0																
Dave Engle, R OBP: 0.306, SLG: 0.333 Reid Nichols, R OBP: 0.296, SLG: 0.292 (8, 9)		G3			K		6-3			4 0 0 0 0 1 1 0 0 0 0 0 0 0																
Herm Winningham, L OBP: 0.194, SLG: 0.207 (1, 8)		6-3			2B		K		6-3	4 0 1 0 0 1 0																
Bryn Smith, R ERA: 1.000, SLG: 1.000 Andy McCaffigan, R ERA: 3.75 Wallace Johnson, S ERA: 3.75 Randy St. Claire, R ERA: 3.75 Alonzo Powell, R ERA: 3.75 John Steller, L ERA: 3.75 (1, 1) (3, 1) (7, PH) (7, 1) (9, PH) (9, 2)			HR 1B		K		HR		K	1 1 1 0 0 0 0 1 0 0 0 0 1 1 1 1 1 1 0 0 0 0 0 0 0 0 0 0 1 0 0 0 0 1 0 0 0 0 0 0 0 0																
<b>Inning Stats</b>	R: 0 E: 0 K: 1 S: 6	H: 1 LOB: 1 BB: 0 P: 6	R: 1 E: 0 K: 0 S: 4	H: 1 LOB: 0 BB: 0 P: 4	R: 3 E: 0 K: 0 S: 6	H: 4 LOB: 0 BB: 0 P: 6	R: 0 E: 0 K: 2 S: 8	H: 1 LOB: 1 BB: 0 P: 8	R: 0 E: 0 K: 0 S: 3	H: 0 LOB: 1 BB: 1 P: 7		R: 0 E: 0 K: 0 S: 2	H: 0 LOB: 0 BB: 1 P: 6	R: 2 E: 0 K: 1 S: 7	H: 2 LOB: 2 BB: 2 P: 15	R: 0 E: 0 K: 0 S: 3	H: 0 LOB: 0 BB: 0 P: 3	R: 0 E: 0 K: 3 S: 11	H: 2 LOB: 3 BB: 1 P: 15	1B: 6 2B: 2 3B: 0 HR: 3	SF: 0 SAC: 0 DP: 2 HBP: 0	WP: 0 PB: 0 SB: 3 CS: 0	PA: 41			
<b>PITCHER</b>	IP WLS BF H R ER SO BB IBB HBP BLK WP HR S P ERA WHIP											IP WLS BF H R ER SO BB IBB HBP BLK WP HR S P ERA WHIP														
Ron Darling, R ERA: 6.62 (1, 1)	6.2	29	8	6	6	4	3	0	0	0	0	3	34	46	8.10	1.650										
Doug Sisk, R ERA: 3.75 (7, 1)	1.1	6	1	0	0	0	1	0	0	0	0	0	5	9	0.00	1.500										
Jesse Orosco, L ERA: 5.23 (9, 1)	1.0	W 6	2	0	0	3	0	1	0	0	0	0	11	15	0.00	2.000										

AB	36
R	6
H	11
RBI	6
BB	5
SO	7
LOB	14



Batter	1	2	3	4	5	6	7	8	9	AB R H RBI BB SO LOB	BOTTOM															
Lenny Dykstra, L OBP: 0.338, SLG: 0.443 (1, 8)	F6	1B	2-H 1B			K			F8	5 0 2 1 0 1 0	<b>Montreal Expos @ New York Mets</b> Shea Stadium, Flushing, NY Fri May 01 1987, 7:05 PM EDT Att: 28,808 - Unknown															
Wally Backman, S OBP: 0.310, SLG: 0.283 Tim Teufel, R OBP: 0.486, SLG: 0.594 (1, 4) (9, PH)	HR S 1B	1B	6-3			6-3			HR	4 1 2 0 0 0 1 1 1 1 1 0 0 0																
Keith Hernandez, L OBP: 0.385, SLG: 0.494 (1, 3)	L6				K					3 0 0 0 1 2 1																
Darryl Strawberry, L OBP: 0.375, SLG: 0.658 (1, 9)	HR	4-3			1B		F8			4 1 2 2 0 0 3																
Kevin McReynolds, R OBP: 0.384, SLG: 0.600 (1, 7)	1B		WP FC4 2B		F8		L8			4 1 2 0 0 0 1																
Howard Johnson, S OBP: 0.329, SLG: 0.373 (1, 6)	K		G3		4-3		1-3			4 0 0 0 0 1 3																
Dave Magadan, L OBP: 0.313, SLG: 0.714 (1, 5)		K	FC4 2B		F7		6-3			4 1 0 1 0 1 0																
Barry Lyons, R OBP: 0.333, SLG: 0.833 (1, 2)		HR	K		4-3					4 1 2 1 0 1 1																
Ron Darling, R OBP: 0.167, SLG: 0.333 Doug Sisk, R (7, 1)	F9		HR		K		1B			3 1 1 1 0 1 0 0 0 0 0 0 0 0																
Mookie Wilson, S OBP: 0.404, SLG: 0.633 Jesse Orosco, R (9, 1)			1-H 1B 2B		K		G1-6-3			1 0 0 0 0 0 1 0 0 0 0 0 0 0																
<b>Inning Stats</b>	R: 2 E: 0 K: 1 S: 8	H: 3 LOB: 1 BB: 0 P: 8	R: 1 E: 0 K: 1 S: 8	H: 3 LOB: 3 BB: 1 P: 12	R: 3 E: 0 K: 1 S: 9	H: 3 LOB: 1 BB: 0 P: 9	R: 0 E: 0 K: 1 S: 6	H: 1 LOB: 1 BB: 0 P: 6	R: 0 E: 0 K: 1 S: 5	H: 0 LOB: 0 BB: 0 P: 5	R: 0 E: 0 K: 2 S: 7	H: 0 LOB: 0 BB: 0 P: 7	R: 0 E: 0 K: 0 S: 3	H: 0 LOB: 0 BB: 0 P: 3	R: 0 E: 0 K: 0 S: 3	H: 1 LOB: 0 BB: 0 P: 3	R: 1 E: 0 K: 0 S: 2	H: 1 LOB: 0 BB: 0 P: 2	1B: 7 2B: 2 3B: 0 HR: 3	SF: 0 SAC: 0 DP: 1 HBP: 0	WP: 1 PB: 0 SB: 1 CS: 0	PA: 38				
<b>PITCHER</b>	IP WLS BF H R ER SO BB IBB HBP BLK WP HR S P ERA WHIP											IP WLS BF H R ER SO BB IBB HBP BLK WP HR S P ERA WHIP														
Bryn Smith, R ERA: 20.25 Andy McCaffigan, R ERA: 0.52 Randy St. Claire, R ERA: 3.75 Bob McClure, L ERA: 9.82 (1, 1) (3, 1) (7, 1) (9, 1)	2.2	18	2	0	0	4	0	0	0	0	0	0	20	20	0.00	0.600										
2.0	6	1	0	0	0	0	0	0	0	0	0	6	6	0.00	0.500											
0.1	L 2	1	1	1	0	0	0	0	0	0	1	2	2	27.00	3.000											






Batter	1	2	3	4	5	6	7	8	9	10	AB	R	H	RBI	BB	SO	LOB								
Casey Candaele, S OBP: 0.415, SLG: 0.371 (1.8, 9.6)	4-0 CS BB	0-0 4-3		0-0 4-3		0-0 F4		0-0 6-3		0-0 1B HR 1B	5	1	1	0	1	0	3								
Mitch Webster, S OBP: 0.348, SLG: 0.378 (1.9, 8.1)	0-0 F7		0-0 F9	0-0 F7		0-0 E1 1B		0-0 F8		0-0 1B HR 1B	5	0	0	0	0	0	1								
Lary Sorensen, R OBP: 0.219, SLG: 0.233 (8.1, 9.8)	1-2		0-0 F9	0-0 F7		0-0 FC6 1B		0-0 F8		1-2 2-3 1B HR 1B	5	3	4	4	1	0	0								
Herm Winningham, L OBP: 0.219, SLG: 0.233 (9.8, 1.7)	0-0 3B		4-0 1B BB		0-0 4-3		0-0 FC6 1B		0-0 1B 6-3 1B	0-0 1B HR 1B	6	1	2	0	0	0	4								
Tim Raines, S OBP: 0.833, SLG: 1.800 (1.7, 1.5)	0-0 F9		0-0 F7		0-0 1B		0-0 FC6		0-0 1B 6-3 1B	0-0 1B HR 1B	6	1	2	0	0	0	4								
Tim Wallach, R OBP: 0.324, SLG: 0.406 (1.5, 1.3)	0-0 F9		0-0 F7		0-0 1B		0-0 FC6		0-0 1B 6-3 1B	0-0 1B HR 1B	6	3	4	2	0	0	2								
Andres Galaraga, R OBP: 0.376, SLG: 0.451 (1.3, 7.2)		0-0 1B 2B	0-0 BLK 1B		0-0 F9		0-0 G6-4-3 1B		0-0 1B 6-3 1B	0-0 1B FC4-6 1B	3	0	2	1	0	0	1								
John Stefero, L OBP: 0.273, SLG: 0.323 (7.2, 7.2)	0-0 F4		0-0 1B		0-0 1B		0-0 G6-4-3 1B		0-0 1B 5-3 1B	0-0 1B FC4-6 1B	3	0	1	0	0	0	2								
Mike Fitzgerald, R OBP: 0.292, SLG: 0.435 (7.2, 1.4)	0-0 F4		0-0 1B		0-0 1B		0-0 G6-4-3 1B		0-0 1B 5-3 1B	0-0 1B FC4-6 1B	4	0	2	1	2	0	3								
Vance Law, R OBP: 0.337, SLG: 0.475 (1.4, 1.6)	0-0 1B		0-0 1B		0-0 F9		0-0 BB		0-0 1B E8 1B	0-0 1B FC4-6 1B	4	1	2	1	0	0	3								
Tom Foley, L OBP: 0.327, SLG: 0.386 (9.9, 9.9)	0-0 1B		0-0 BB		0-0 F2		0-0 F4		0-0 1B K	0-0 1B K	1	0	0	0	0	1	1								
Dave Engle, R OBP: 0.291, SLG: 0.324 (9.9, 9.1)	0-0 1B		0-0 F2		0-0 F2		0-0 F4		0-0 1B K	0-0 1B K	1	0	0	0	0	1	1								
Randy St. Claire, R OBP: 0.500, SLG: 0.500 (9.1, 10.1)	1-3 2H		0-0 2B		0-0 F2		0-0 F4		0-0 1B K	0-0 1B K	1	0	0	0	0	1	1								
Andy McGaffigan, R OBP: 0.500, SLG: 0.500 (10.1, 1.1)	1-3 2H		0-0 2B		0-0 F2		0-0 F4		0-0 1B K	0-0 1B K	0	0	0	0	0	0	0								
Neal Heaton, L OBP: 0.443, SLG: 0.143 (1.1, 8.9)	0-0 G3		0-0 G3		0-0 1-3		0-0 B3-4		0-0 L1	0-0 1B HR 1B	3	0	0	0	0	0	3								
Reid Nichols, R OBP: 0.310, SLG: 0.338 (8.9, 8.9)	0-0 G3		0-0 G3		0-0 1-3		0-0 B3-4		0-0 L1	0-0 1B HR 1B	2	1	1	0	0	0	0								
Inning Stats	R: 0 E: 0 K: 0 S: 3	H: 1 LOB: 1 BB: 1 P: 7	R: 1 E: 0 K: 0 S: 6	H: 3 LOB: 2 BB: 0 P: 6	R: 2 E: 0 K: 0 S: 5	H: 2 LOB: 2 BB: 2 P: 13	R: 0 E: 0 K: 0 S: 3	H: 0 LOB: 0 BB: 0 P: 3	R: 0 E: 0 K: 0 S: 5	H: 2 LOB: 2 BB: 0 P: 5	R: 1 E: 1 K: 0 S: 6	H: 2 LOB: 1 BB: 1 P: 6	R: 0 E: 0 K: 0 S: 3	H: 1 LOB: 1 BB: 1 P: 7	R: 0 E: 0 K: 0 S: 3	H: 0 LOB: 0 BB: 0 P: 3	R: 2 E: 1 K: 1 S: 8	H: 3 LOB: 1 BB: 0 P: 8	R: 5 E: 1 K: 1 S: 11	H: 6 LOB: 1 BB: 0 P: 11	1B: 16 2B: 2 3B: 1 HR: 1	SF: 0 SAC: 0 DP: 1 HBP: 0	WP: 0 PB: 0 SB: 1 CS: 1	PA: 53	
PITCHER	IP	WLS	BF	H	R	ER	SO	BB	IBB	HBP	BLK	WP	HR	S	P	ERA	WHIP								
David Cone, R ERA: 6.88 (1.1, 6.1)	5.0		25	8	3	3	0	3	0	0	1	0	0	22	34	5.40	2.200								
Terry Leach, R ERA: 0.87 (6.1, 7.1)	1.0		6	2	1	0	0	0	0	0	0	0	0	6	6	0.00	2.000								
Gene Walter, L ERA: 2.31 (7.1, 9.1)	2.0		8	2	1	1	0	1	0	0	0	0	0	7	11	4.50	1.500								
Doug Sisk, R ERA: 4.26 (9.1, 9.1)	0.2		4	2	1	1	0	0	0	0	0	0	0	4	4	13.50	3.000								
Jesse Orosco, L ERA: 8.18 (9.1, 9.1)	0.2	L	8	6	5	4	1	0	0	0	0	0	1	10	10	54.00	9.000								

**Montreal Expos @ New York Mets**  
Shea Stadium, Flushing, NY  
Sat May 02 1987, 3:33 AM EDT  
Att: 37,235 - Unknown

livebaseballscorecards.com

AB	49
R	11
H	20
RBI	9
BB	4
SO	2
LOB	24




Batter	1	2	3	4	5	6	7	8	9	10	AB	R	H	RBI	BB	SO	LOB								
Mookie Wilson, S OBP: 0.397, SLG: 0.593 (1.8, 1.4)	0-0 G3		0-0 6-3	0-0 F8		0-0 K		4-0 IBB		0-0 5-3 1B	5	0	1	0	1	1	3								
Tim Teufel, R OBP: 0.512, SLG: 0.657 (1.4, 8.4)	4-0 BLK BB		0-0 2B		0-0 6-3		0-0 3-1 2B		0-0 K	0-0 5-3 1B	3	0	2	1	1	0	0								
Wally Backman, S OBP: 0.317, SLG: 0.291 (8.4, 1.3)	0-3 K		0-0 G3		0-0 K		0-0 6-3		0-0 G3	0-0 5-3 1B	6	0	0	1	0	2	5								
Keith Hernandez, L OBP: 0.361, SLG: 0.458 (1.3, 1.2)	0-3 K		0-0 G3		0-0 K		0-0 6-3		0-0 G3	0-0 5-3 1B	6	0	0	1	0	2	5								
Gary Carter, R OBP: 0.275, SLG: 0.412 (1.2, 1.9)	0-0 F8		0-0 F8		0-0 4-3		0-0 3-1		0-0 FC1-4 1B	0-0 K	6	1	2	0	0	1	4								
Darryl Strawberry, L OBP: 0.397, SLG: 0.687 (1.9, 1.7)		0-0 G3		0-0 HR		0-0 SF8 1B		4-0 IBB		0-0 E6 FC1-4 1B	4	2	2	2	1	0	1								
Kevin McReynolds, R OBP: 0.359, SLG: 0.557 (1.7, 1.6)		0-0 1-3		0-0 F9		0-0 5-3		0-0 K		0-0 FC1-4	5	0	0	0	0	1	5								
Howard Johnson, S OBP: 0.333, SLG: 0.380 (1.6, 9.5)		0-3 K		0-0 K		0-0 1B 2B		4-0 1B BB		0-0 K	4	2	1	0	1	2	2								
Dave Magadan, L OBP: 0.400, SLG: 0.750 (1.5, 9.6)			0-0 SH1-4 2B 1B		0-0 K		0-0 SH5-4 BB		0-0 K	0-0 F9 1B	2	1	2	2	1	0	0								
David Cone, L Terry Leach, R Lee Mazzilli, S Gene Walter, L Doug Sisk, R Jesse Orosco, R Randy Myers, L Lenny Dykstra, L OBP: 0.348, SLG: 0.452 (1.1, 8.1, 8.1, 7.1, 9.1, 10.1, 10.1, 10.1)			0-0 SH1-4		0-0 K		0-0 SH5-4		0-0 K	0-0 1B 5-3 1B	1	0	0	0	0	1	1								
Inning Stats	R: 0 E: 0 K: 1 S: 5	H: 0 LOB: 1 BB: 1 P: 9	R: 0 E: 0 K: 1 S: 5	H: 0 LOB: 0 BB: 0 P: 5	R: 1 E: 0 K: 0 S: 5	H: 2 LOB: 1 BB: 0 P: 5	R: 3 E: 0 K: 1 S: 9	H: 4 LOB: 1 BB: 0 P: 9	R: 0 E: 0 K: 1 S: 5	H: 0 LOB: 0 BB: 0 P: 5	R: 2 E: 0 K: 1 S: 7	H: 2 LOB: 2 BB: 1 P: 11	R: 0 E: 0 K: 1 S: 6	H: 1 LOB: 2 BB: 2 P: 10	R: 0 E: 0 K: 1 S: 5	H: 0 LOB: 2 BB: 2 P: 13	R: 0 E: 1 K: 1 S: 7	H: 1 LOB: 2 BB: 0 P: 7	R: 1 E: 0 K: 1 S: 8	H: 3 LOB: 3 BB: 0 P: 8	1B: 8 2B: 4 3B: 0 HR: 1	SF: 1 SAC: 2 DP: 0 HBP: 0	WP: 0 PB: 0 SB: 3 CS: 0	PA: 49	
PITCHER	IP	WLS	BF	H	R	ER	SO	BB	IBB	HBP	BLK	WP	HR	S	P	ERA	WHIP								
Neal Heaton, L ERA: 5.08 (1.1, 8.1)	5.2		27	8	6	6	4	2	0	0	1	0	0	9	13	0.00	0.750								
Tim Burke, R ERA: 1.76 (8.1, 8.1)	1.1		6	1	0	0	2	0	1	0	0	0	0	2	4	0.00	1.500								
Lary Sorensen, R ERA: 1.88 (8.1, 8.1)	0.2		4	0	0	0	0	1	1	0	0	0	0	2	10	0.00	1.500								
Bob McClure, L ERA: 9.0 (8.1, 10.1)	0.2		2	0	0	0	1	0	0	0	0	0	0	4	4	0.00	0.000								
Randy St. Claire, R ERA: 4.11 (8.1, 10.1)	1.0	W	8	4	1	1	1	0	0	0	0	0	0	10	10	9.00	4.000								

**Montreal Expos @ New York Mets**  
Shea Stadium, Flushing, NY  
Sat May 02 1987, 3:33 AM EDT  
Att: 37,235 - Unknown

livebaseballscorecards.com

AB	41
R	7
H	13
RBI	7
BB	5
SO	9
LOB	23







Batter	1	2	3	4	5	6	7	8	9	AB	R	H	RBI	BB	SO	LOB	TOP			
Casey Candaele, S OBP: 0.407, SLG: 0.365	(1, 6) K		X FC6-4 1B		X 6-3			X 4-3		4	0	1	0	0	1	0	<b>Montreal Expos @ New York Mets</b> Shea Stadium, Flushing, NY Sun May 03 1987, 3:33 AM EDT Att: 30,759 - Unknown			
Mitch Webster, S OBP: 0.333, SLG: 0.360	(1, 9) 5-3		X K		X 5-3		X F6		4	0	0	0	0	1	1					
Tim Raines, S OBP: 0.600, SLG: 1.444	(1, 7) HR		X FC6-4 1-2		X K		X K		4	1	1	1	1	0	2					
Tim Wallach, R OBP: 0.333, SLG: 0.411	(1, 5) 1B			X F9		X 1B		X 6-3		4	0	2	0	0	0					
Andres Galarraga, R OBP: 0.394, SLG: 0.471 Herm Winningham, L OBP: 0.219, SLG: 0.233	(1, 3) K 1-2			X 2B		X BB 1-3 2B		X BB G6-3 1B		3	1	2	0	1	1					
Mike Fitzgerald, R OBP: 0.250, SLG: 0.370	(1, 2)	X K		X K		X 1-3 1-2		X G6-3 1-2		4	0	0	0	0	2					
Vance Law, R OBP: 0.337, SLG: 0.482	(1, 4) F9		X 4-3		X 4-3		X 2B 2H		3	0	1	1	0	0	1					
Reid Nichols, R OBP: 0.290, SLG: 0.286 Tom Foley, L OBP: 0.320, SLG: 0.378	(1, 8) F8		X F8		X F7		X F8		2	0	0	0	0	0	0					
Floyd Youmans, R OBP: 0.300, SLG: 0.700 Bob McClure, R Tim Burke, R	(1, 1) F3		X F3		X K		X 4-3		2	0	0	0	0	1	0					
<b>Inning Stats</b>	R: 1 E: 0 K: 2 S: 9	H: 2 LOB: 1 BB: 0 P: 9	R: 0 E: 0 K: 1 S: 5	H: 0 LOB: 0 BB: 0 P: 5	R: 0 E: 0 K: 1 S: 6	H: 1 LOB: 1 BB: 0 P: 6	R: 0 E: 0 K: 1 S: 6	H: 0 LOB: 0 BB: 0 P: 5	R: 0 E: 0 K: 1 S: 5	H: 1 LOB: 1 BB: 0 P: 5	R: 1 E: 0 K: 0 S: 4	H: 1 LOB: 1 BB: 1 P: 8	R: 0 E: 0 K: 1 S: 5	H: 0 LOB: 0 BB: 0 P: 3	R: 0 E: 0 K: 0 S: 3	H: 1 LOB: 0 BB: 0 P: 3		1B: 4 2B: 2 3B: 0 HR: 1	SF: 0 SAC: 0 DP: 1 HBP: 0	WP: 0 PB: 0 SB: 1 CS: 0
<b>PITCHER</b>	IP WLS BF H R ER SO BB IBB HBP BLK WP HR S P ERA WHIP	IP WLS BF H R ER SO BB IBB HBP BLK WP HR S P ERA WHIP																		
Bob Ojeda, L ERA: 4.15	(1, 1) 5.0 L 19 4 1 1 6 0 0 0 0 0 1 31 31 1.80 0.800	(6, 1) 2.0 8 2 1 1 1 1 0 0 0 0 0 0 9 13 4.50 1.500	(8, 1) 2.0 6 1 0 0 1 0 0 0 0 0 0 0 8 8 0.00 0.500																	

Batter	1	2	3	4	5	6	7	8	9	AB	R	H	RBI	BB	SO	LOB	BOTTOM					
Lenny Dykstra, L OBP: 0.370, SLG: 0.485 Doug Sisk, R	(1, 8) F9		X 1B		X 1B		X 2B		X F7	4	0	3	0	0	0	0	<b>Montreal Expos @ New York Mets</b> Shea Stadium, Flushing, NY Sun May 03 1987, 3:33 AM EDT Att: 30,759 - Unknown					
Lee Mazzilli, S OBP: 0.400, SLG: 0.333	(9, PH)		X 1B		X 1B		X BB		X 6-3	1	0	0	0	0	1							
Wally Backman, S OBP: 0.333, SLG: 0.310 Tim Teufel, R OBP: 0.512, SLG: 0.639	(1, 4) 3-1		X 1B		X BB 1B		X BB		X 1-2	3	0	2	0	0	0							
Keith Hernandez, L OBP: 0.353, SLG: 0.443	(1, 3) 1B		X F8		X F7		X F9		X 4-3	5	0	1	0	0	6							
Gary Carter, R OBP: 0.274, SLG: 0.398	(1, 2) K		X K		X BB		X 6-3		3	0	0	0	1	2	5							
Darryl Strawberry, L OBP: 0.381, SLG: 0.678	(1, 9)	X K		X 2B		X K		X K		4	0	1	0	0	3							
Kevin McReynolds, R OBP: 0.341, SLG: 0.527	(1, 7)	X F9		X F8		X F7		X 6-3		4	0	0	0	0	1							
Howard Johnson, S OBP: 0.341, SLG: 0.587	(1, 6)	X 1B		X F6		X 5-3		X 1B		4	0	2	0	0	1							
Dave Magadan, L OBP: 0.375, SLG: 0.632	(1, 5) F6		X F6		X BB		X F7		X G3	3	0	0	0	1	2							
Bob Ojeda, L Terry Leach, R Mookie Wilson, S OBP: 0.400, SLG: 0.589	(1, 1) F6		X F6		X F8		X F6		X 6-3 1B	2	0	0	0	0	2							
<b>Inning Stats</b>	R: 0 E: 0 K: 1 S: 6	H: 1 LOB: 1 BB: 0 P: 6	R: 0 E: 0 K: 1 S: 6	H: 1 LOB: 0 BB: 0 P: 6	R: 0 E: 0 K: 1 S: 7	H: 2 LOB: 2 BB: 0 P: 7	R: 0 E: 0 K: 0 S: 4	H: 1 LOB: 2 BB: 1 P: 8	R: 0 E: 0 K: 1 S: 6	H: 2 LOB: 2 BB: 1 P: 10	R: 0 E: 0 K: 0 S: 3	H: 0 LOB: 0 BB: 0 P: 3	R: 0 E: 0 K: 0 S: 4	H: 1 LOB: 2 BB: 1 P: 8	R: 0 E: 0 K: 1 S: 6	H: 1 LOB: 1 BB: 0 P: 6	R: 0 E: 0 K: 0 S: 4	H: 1 LOB: 1 BB: 0 P: 4	1B: 8 2B: 2 3B: 0 HR: 0	SF: 0 SAC: 0 DP: 0 HBP: 0	WP: 0 PB: 0 SB: 1 CS: 0	PA: 39
<b>PITCHER</b>	IP WLS BF H R ER SO BB IBB HBP BLK WP HR S P ERA WHIP	IP WLS BF H R ER SO BB IBB HBP BLK WP HR S P ERA WHIP																				
Floyd Youmans, R ERA: 5.61	(1, 1) 4.0 W 11 2 0 0 1 2 0 0 0 0 0 11 19 0.00 1.750	(5, 1) 2.2 S 9 2 0 0 1 0 0 0 0 0 0 11 11 0.00 0.857																				



Batter	1	2	3	4	5	6	7	8	9	AB	R	H	RBI	BB	SO	LOB	TOP			
Tracy Jones, R OBP: 0.351, SLG: 0.510 (1, 7)	F3		F8				F2			3	0	0	0	1	0	0	<p>Cincinnati Reds @ New York Mets Shea Stadium, Flushing, NY Tue May 05 1987, 7:05 PM EDT Att: 20,037 - Unknown</p> <p>livebaseballscorecards.com</p> <p>AB 32 R 2 H 8 RBI 2 BB 3 SO 11 LOB 11</p> 			
Kurt Stillwell, S OBP: 0.368, SLG: 0.442 (1, 6)	K		HBP				K		F6	3	1	0	0	0	2	1				
Dave Parker, L OBP: 0.325, SLG: 0.559 (1, 9)	K		2B				K		1B	4	0	2	1	0	2	0				
Eric Davis, R OBP: 0.476, SLG: 0.882 (1, 8)		F7	F2				K		1B	3	1	1	0	1	0	1				
Buddy Bell, R OBP: 0.372, SLG: 0.485 (1, 5)	1B				F8		K		BB	4	0	2	1	0	1	1				
Bo Diaz, R OBP: 0.298, SLG: 0.333 (1, 2)	K				F7		BB		K	3	0	0	0	1	2	2				
Dave Concepcion, R OBP: 0.386, SLG: 0.333 (1, 3)	1B				1B		K		F7	4	0	2	0	0	1	2				
Ron Oester, S OBP: 0.346, SLG: 0.409 (1, 4)	K				F4		4-3		1B	4	0	1	0	0	1	3				
Ted Power, R John Franco, L (9, 1)			K		K		F7		B3-6-4	4	0	0	0	0	2	1				
									1-2	0	0	0	0	0	0	0				
<b>Inning Stats</b>	R: 0 E: 0 K: 2 S: 7	H: 0 LOB: 0 BB: 0 P: 7	R: 0 E: 0 K: 2 S: 9	H: 2 LOB: 2 BB: 0 P: 9	R: 1 E: 0 K: 1 S: 6	H: 1 LOB: 1 BB: 0 P: 7	R: 0 E: 0 K: 0 S: 4	H: 1 LOB: 1 BB: 0 P: 4	R: 0 E: 0 K: 2 S: 6	H: 0 LOB: 0 BB: 1 P: 10	R: 0 E: 0 K: 0 S: 3	H: 0 LOB: 0 BB: 0 P: 3	R: 1 E: 0 K: 1 S: 6	H: 2 LOB: 1 BB: 0 P: 10	R: 0 E: 0 K: 0 S: 3	H: 1 LOB: 0 BB: 0 P: 3	1B: 7 2B: 1 3B: 0 HR: 0	SF: 0 SAC: 0 DP: 1 HBP: 1	WP: 0 PB: 0 SB: 3 CS: 1	PA: 36
<b>PITCHER</b> Sid Fernandez, L ERA: 2.14 (1, 1)	IP: 9.0 WLS: L BF: 36 H: 8 R: 2 ER: 2 SO: 11 BB: 3 IBB: 0 HBP: 1 BLK: 0 WP: 0 HR: 0 S: 54 P: 67 ERA: 2.00 WHIP: 1.222															<b>PITCHER</b>				

Batter	1	2	3	4	5	6	7	8	9	AB	R	H	RBI	BB	SO	LOB	BOTTOM			
Lenny Dykstra, L OBP: 0.364, SLG: 0.486 (1, 8)	F6		F9				2B		F8	4	0	1	0	0	0	0	<p>Cincinnati Reds @ New York Mets Shea Stadium, Flushing, NY Tue May 05 1987, 7:05 PM EDT Att: 20,037 - Unknown</p> <p>livebaseballscorecards.com</p> <p>AB 33 R 0 H 6 RBI 0 BB 2 SO 9 LOB 16</p> 			
Wally Backman, S OBP: 0.328, SLG: 0.306 (1, 4)	3-1		4-3				6-3		1B	4	0	1	0	0	0	1				
Keith Hernandez, L OBP: 0.358, SLG: 0.440 (1, 3)	BB						1B		K	3	0	1	0	1	1	1				
Gary Carter, R OBP: 0.273, SLG: 0.385 (1, 2)	F7						BB		F7	3	0	0	0	1	0	2				
Darryl Strawberry, L OBP: 0.366, SLG: 0.648 (1, 9)	K						K		F8	4	0	0	0	0	2	2				
Kevin McReynolds, R OBP: 0.349, SLG: 0.526 (1, 7)	1B						K		6-3	4	0	2	0	0	1	2				
Howard Johnson, S OBP: 0.337, SLG: 0.380 (1, 6)	K						G3		1B	4	0	1	0	0	1	4				
Dave Magadan, L OBP: 0.321, SLG: 0.522 (1, 5)	K						4-3		F7	4	0	0	0	0	1	3				
Sid Fernandez, L OBP: 0.250, SLG: 0.250 (1, 1)			K				K		K	3	0	0	0	0	3	1				
<b>Inning Stats</b>	R: 0 E: 0 K: 0 S: 3	H: 0 LOB: 1 BB: 1 P: 7	R: 0 E: 0 K: 3 S: 10	H: 1 LOB: 0 BB: 0 P: 10	R: 0 E: 0 K: 1 S: 5	H: 0 LOB: 0 BB: 0 P: 5	R: 0 E: 0 K: 2 S: 8	H: 1 LOB: 2 BB: 1 P: 12	R: 0 E: 0 K: 1 S: 6	H: 1 LOB: 1 BB: 0 P: 6	R: 0 E: 0 K: 0 S: 3	H: 0 LOB: 0 BB: 0 P: 3	R: 0 E: 0 K: 1 S: 6	H: 1 LOB: 1 BB: 0 P: 6	R: 0 E: 0 K: 0 S: 4	H: 1 LOB: 1 BB: 0 P: 4	1B: 5 2B: 1 3B: 0 HR: 0	SF: 0 SAC: 0 DP: 0 HBP: 0	WP: 0 PB: 0 SB: 0 CS: 0	PA: 35
<b>PITCHER</b> Ted Power, R John Franco, L ERA: (1, 1) (9, 1)	IP: 8.1 WLS: W BF: 33 H: 6 R: 0 ER: 0 SO: 9 BB: 2 IBB: 0 HBP: 0 BLK: 0 WP: 0 HR: 0 S: 49 P: 57 ERA: 0.00 WHIP: 0.960															<b>PITCHER</b>				



Batter	1	2	3	4	5	6	7	8	9	AB	R	H	RBI	BB	SO	LOB	TOP					
Kal Daniels, L (1,7) OBP: 0.379, SLG: 0.725	0-0 WP 1B		0-0 FC4-6-3-5 1B		0-3 K			0-0 1B 1B	0-3 K	5	2	3	0	0	2	1	<b>Cincinnati Reds @ New York Mets</b> Shea Stadium, Flushing, NY Wed May 06 1987, 7:05 PM EDT Att: 26,327 - Unknown					
Kurt Stillwell, S (1,6) OBP: 0.384, SLG: 0.456	0-0 WP 1B		0-0 FC4-6-3-5 WP 1B		0-0 1B			0-0 1B 1B		4	0	3	0	0	0	1						
Dave Parker, L (1,9) OBP: 0.314, SLG: 0.539	0-3 K		0-0 F7		0-0 4-3			0-3 K		4	0	0	0	0	2	5						
Eric Davis, R (1,8) OBP: 0.468, SLG: 0.854	0-3 K		4-0 S BB		0-0 4-3			0-3 K		3	0	0	0	1	2	3						
Buddy Bell, R (1,5) OBP: 0.368, SLG: 0.476	0-0 4-3		0-0 F7		0-0 5-3			0-0 1B		4	0	1	1	0	0	3						
Bo Diaz, R (1,2) OBP: 0.286, SLG: 0.319		0-0 6-3		0-0 4-3		0-0 L1		0-3 K		4	0	0	0	0	1	2						
Terry Francona, L (1,3) OBP: 0.243, SLG: 0.246		0-0 FC1-5 2B		0-0 4-3			0-0 F8		0-0 FC5-4 1B	3	0	1	0	0	0	0						
Dave Concepcion, R (9,PH) OBP: 0.397, SLG: 0.347										1	0	1	0	0	0	0						
Ron Oester, S (1,4) OBP: 0.333, SLG: 0.392		0-0 FC1-5		0-3 K			0-0 1-3		0-0 FC5-4	4	0	0	0	0	1	2						
Mario Soto, R (1,1) OBP: 0.111, SLG: 0.111		0-0 6-3			0-3 K			0-3 K	0-3 K	2	0	0	0	0	1	1						
Rob Murphy, L (5,1)										0	0	0	0	0	0	0						
Tracy Jones, R (7,PH) OBP: 0.345, SLG: 0.500										1	0	0	0	0	1	0						
Ron Robinson, R (7,1)										0	0	0	0	0	0	0						
Lloyd McClendon, R (9,PH) OBP: 0.231, SLG: 0.250										1	0	0	0	0	1	1						
<b>Inning Stats</b>	R: 1 E: 0 K: 2 S: 9	H: 2 LOB: 1 BB: 0 P: 9	R: 0 E: 0 K: 0 S: 4	H: 1 LOB: 1 BB: 0 P: 4	R: 0 E: 1 K: 0 S: 4	H: 1 LOB: 2 BB: 1 P: 8	R: 0 E: 0 K: 1 S: 5	H: 0 LOB: 0 BB: 0 P: 5	R: 0 E: 0 K: 2 S: 8	H: 0 LOB: 0 BB: 0 P: 3	R: 0 E: 0 K: 1 S: 5	H: 0 LOB: 0 BB: 0 P: 5	R: 0 E: 0 K: 3 S: 12	H: 3 LOB: 2 BB: 0 P: 12	R: 0 E: 0 K: 2 S: 8	H: 1 LOB: 1 BB: 0 P: 8	1B: 8 2B: 1 3B: 0 HR: 0	SF: 0 SAC: 0 DP: 0 HBP: 0	WP: 3 PB: 0 SB: 1 CS: 0	PA: 37		
<b>PITCHER</b>	IP WLS BF H R ER SO BB IBB HBP BLK WP HR S P ERA WHIP	8.0 W 33 8 2 2 9 1 0 0 0 2 0 50 54 2.25 1.125	1.0 S 4 1 0 0 2 0 0 0 0 0 0 0 8 8 0.00 1.000																			

AB	36
R	2
H	9
RBI	1
BB	1
SO	11
LOB	19



Batter	1	2	3	4	5	6	7	8	9	AB	R	H	RBI	BB	SO	LOB	BOTTOM			
Lenny Dykstra, L (1,8) OBP: 0.366, SLG: 0.480	0-0 F8 4-3 1B	0-0 3-1			0-0 BB S 2H 1B	0-3 K		0-0 F7		5	1	2	1	0	1	4	<b>Cincinnati Reds @ New York Mets</b> Shea Stadium, Flushing, NY Wed May 06 1987, 7:05 PM EDT Att: 26,327 - Unknown			
Wally Backman, S (1,4) OBP: 0.338, SLG: 0.318	0-0 4-3 1B		0-0 1-3		0-0 L4		0-0 FC6-4 1B			4	0	2	0	0	0	1				
Keith Hernandez, L (1,3) OBP: 0.355, SLG: 0.426	0-0 F8		0-0 F7		4-0 BB IBB		0-0 FC6-4 1B		0-0 FC6-4 1B	3	0	0	0	1	0	3				
Gary Carter, R (1,2) OBP: 0.272, SLG: 0.372	0-0 4-3		0-0 5-3		4-0 1-2 2-3 BB		0-3 K		0-0 FC6-4 1B	3	0	0	1	1	1	2				
Darryl Strawberry, L (1,9) OBP: 0.362, SLG: 0.632	0-0 6-3			0-0 F9	0-0 F8		0-0 FC6-4 1B		0-0 FC6-4 1B	4	0	1	0	0	0	4				
Kevin McReynolds, R (1,7) OBP: 0.333, SLG: 0.500		0-0 5-3		0-0 L6	0-3 K		0-0 FC6-4		0-0 FC6-4	4	0	0	0	0	1	2				
Howard Johnson, S (1,6) OBP: 0.333, SLG: 0.373		0-0 S 1B		0-0 F9		0-0 3-1		0-3 K		4	1	1	0	0	1	0				
Dave Magadan, L (1,5) OBP: 0.306, SLG: 0.615		0-0 SH1-4 1B		4-0 SH3 1B BB	0-0 1B 1B		0-0 2B		0-0 F8	3	1	3	1	1	0	0				
Rafael Santana, R (9,6) OBP: 0.246, SLG: 0.262		0-0 SH1-4 1B		0-0 SH3	0-0 1B 1B		0-0 1B		0-0 F8	0	0	0	0	0	0	0				
Rick Aguilera, R (1,1) OBP: 0.286, SLG: 0.357		0-0 SH1-4		0-0 SH3	0-0 1B		0-0 1B		0-0 F8	1	0	1	0	0	0	0				
Lee Mazzilli, S (8,PH) OBP: 0.375, SLG: 0.308		0-0 SH1-4		0-0 SH3	0-0 1B		0-0 1B		0-0 F8	1	0	0	0	0	0	1				
Jesse Orosco, R (9,1) ERA: 1.66		0-0 SH1-4		0-0 SH3	0-0 1B		0-0 1B		0-0 F8	0	0	0	0	0	0	0				
<b>Inning Stats</b>	R: 1 E: 0 K: 0 S: 5	H: 2 LOB: 1 BB: 0 P: 5	R: 1 E: 0 K: 0 S: 5	H: 2 LOB: 1 BB: 0 P: 5	R: 0 E: 0 K: 0 S: 3	H: 0 LOB: 0 BB: 0 P: 3	R: 0 E: 0 K: 0 S: 3	H: 0 LOB: 0 BB: 0 P: 3	R: 1 E: 0 K: 0 S: 4	H: 1 LOB: 3 BB: 3 P: 16	R: 0 E: 0 K: 2 S: 9	H: 2 LOB: 2 BB: 0 P: 7	R: 0 E: 0 K: 1 S: 6	H: 1 LOB: 1 BB: 0 P: 6	1B: 9 2B: 1 3B: 0 HR: 0	SF: 0 SAC: 2 DP: 0 HBP: 0	WP: 0 PB: 0 SB: 2 CS: 0	PA: 37		
<b>PITCHER</b>	IP WLS BF H R ER SO BB IBB HBP BLK WP HR S P ERA WHIP	4.2 L 22 5 3 0 0 2 0 0 0 0 0 0 19 31 5.79 1.500	1.1 6 2 0 0 2 0 0 0 0 0 0 10 10 0.00 1.500	2.0 9 3 0 0 2 0 0 0 0 0 0 13 13 0.00 1.500																

AB	32
R	3
H	10
RBI	3
BB	3
SO	4
LOB	17





Batter	1	2	3	4	5	6	7	8	9	10	AB	R	H	RBI	BB	SO	LOB	TOP					
Mookie Wilson, S OBP: 0.415, SLG: 0.583 (1, 8)											4	1	2	0	1	0	0	<b>New York Mets @ Atlanta Braves</b> Atlanta-Fulton County Stadium, Atlanta, GA Fri May 08 1987, 7:05 PM EDT Att: 26,044 - Unknown					
Tim Teufel, R OBP: 0.468, SLG: 0.575 Wally Backman, S OBP: 0.333, SLG: 0.313 (9, PH) (9, 4)											4	0	0	0	0	2	5						
Keith Hernandez, L OBP: 0.374, SLG: 0.439 (1, 3)											4	0	3	1	1	1	1						
Gary Carter, R OBP: 0.278, SLG: 0.367 (1, 2)											4	0	1	0	1	1	2						
Daryl Strawberry, L OBP: 0.355, SLG: 0.505 (1, 9)												4	1	0	0	1	4						
Kevin Reynolds, R OBP: 0.306, SLG: 0.483 (1, 7)												5	1	1	0	0	1						
Howard Johnson, S OBP: 0.337, SLG: 0.368 (1, 6)												4	0	1	0	1	2						
Dave Magadan, L OBP: 0.417, SLG: 0.586 (1, 5)											3	0	1	2	1	0	1						
Ron Darling, R OBP: 0.143, SLG: 0.286 Gene Walter, L (7, 1) Terry Leach, R (8, 1) Jesse Orosco, R (9, 1)											2	0	0	0	0	2	0						
											1	0	0	0	0	1							
											0	0	0	0	0	0	0						
											0	0	0	0	0	0	0						
<b>Inning Stats</b>	R: 0 E: 0 K: 0 S: 3	H: 1 LOB: 2 BB: 2 P: 11	R: 0 E: 0 K: 0 S: 3	H: 0 LOB: 0 BB: 0 P: 3	R: 1 E: 0 K: 3 S: 12	H: 3 LOB: 2 BB: 0 P: 12	R: 0 E: 0 K: 2 S: 3	H: 1 LOB: 0 BB: 0 P: 3	R: 0 E: 1 K: 1 S: 7	H: 0 LOB: 1 BB: 3 P: 19	R: 0 E: 0 K: 0 S: 3	H: 1 LOB: 0 BB: 0 P: 3	R: 0 E: 0 K: 1 S: 6	H: 1 LOB: 1 BB: 1 P: 7	R: 0 E: 0 K: 1 S: 6	H: 1 LOB: 0 BB: 0 P: 6	R: 0 E: 1 K: 0 S: 3	H: 0 LOB: 0 BB: 0 P: 3	1B: 9 2B: 2 3B: 0 HR: 0	SF: 0 SAC: 1 DP: 4 HBP: 0	WP: 0 PB: 0 SB: 1 CS: 1	PA: 43	
<b>PITCHER</b>	IP 7.0	WLS 32	BF 7	H 3	R 3	ER 2	SO 6	BB 4	IBB 1	HBP 0	BLK 0	WP 0	HR 0	S 39	P 59	ERA 2.57	WHIP 1.571						
Zane Smith, L ERA: 3.05 Jim Acker, R ERA: 3.86 Gene Garber, R ERA: 5.63	(1, 1) (8, 1) (10, 1)																						

AB	36
R	3
H	9
RBI	3
BB	6
SO	7
LOB	17



Batter	1	2	3	4	5	6	7	8	9	10	AB	R	H	RBI	BB	SO	LOB	BOTTOM					
Albert Hall, S OBP: 0.278, SLG: 0.529 (1, 8)											5	1	2	1	0	0	1	<b>New York Mets @ Atlanta Braves</b> Atlanta-Fulton County Stadium, Atlanta, GA Fri May 08 1987, 7:05 PM EDT Att: 26,044 - Unknown					
Ken Oberkfell, L OBP: 0.431, SLG: 0.406 Gene Garber, R (10, 1)											5	0	0	0	0	1	2						
Gerald Perry, L OBP: 0.258, SLG: 0.299 (1, 7)												5	0	0	0	0	0						
Dale Murphy, R OBP: 0.440, SLG: 0.587 (1, 9)												3	2	1	1	2	2						
Graig Nettles, L OBP: 0.333, SLG: 0.444 (10, 5)												3	0	1	1	1	0						
Rafael Ramirez, R OBP: 0.287, SLG: 0.346 (1, 6)												4	0	0	0	2	3						
Ozzie Virgil, R OBP: 0.358, SLG: 0.536 (1, 2)											3	1	1	1	1	1	1						
Glenn Hubbard, R OBP: 0.484, SLG: 0.449 (1, 4)												2	0	2	0	2	0						
Zane Smith, L OBP: 0.125, SLG: 0.125 Dion James, L OBP: 0.438, SLG: 0.510 Jim Acker, R (8, 1) Ted Simmons, S OBP: 0.242, SLG: 0.375 (10, 3)											2	0	0	0	0	4	4						
											1	0	0	0	0	1							
											0	0	0	0	0	0	0						
											1	0	0	0	0	1							
<b>Inning Stats</b>	R: 1 E: 0 K: 1 S: 6	H: 1 LOB: 0 BB: 0 P: 6	R: 0 E: 0 K: 1 S: 5	H: 0 LOB: 2 BB: 2 P: 13	R: 0 E: 0 K: 1 S: 5	H: 0 LOB: 0 BB: 0 P: 5	R: 1 E: 0 K: 0 S: 5	H: 2 LOB: 2 BB: 1 P: 9	R: 0 E: 0 K: 0 S: 3	H: 0 LOB: 0 BB: 0 P: 3	R: 0 E: 0 K: 0 S: 5	H: 1 LOB: 0 BB: 1 P: 7	R: 0 E: 0 K: 1 S: 6	H: 1 LOB: 2 BB: 1 P: 10	R: 0 E: 0 K: 1 S: 7	H: 2 LOB: 2 BB: 0 P: 7	R: 1 E: 0 K: 0 S: 2	H: 0 LOB: 0 BB: 1 P: 6	1B: 4 2B: 0 3B: 0 HR: 3	SF: 1 SAC: 0 DP: 1 HBP: 0	WP: 0 PB: 0 SB: 1 CS: 0	PA: 41	
<b>PITCHER</b>	IP 6.0	WLS 26	BF 4	H 3	R 3	ER 4	SO 4	BB 4	IBB 0	HBP 0	BLK 0	WP 0	HR 3	S 30	P 46	ERA 4.50	WHIP 1.333						
Ron Darling, R ERA: 6.31 Gene Walter, L ERA: 2.03 Terry Leach, R ERA: 1.35 Jesse Orosco, L ERA: 6.92	(1, 1) (7, 1) (8, 1) (9, 1)																						

AB	34
R	4
H	7
RBI	4
BB	6
SO	6
LOB	13





Batter	1	2	3	4	5	6	7	8	9	AB	R	H	RBI	BB	SO	LOB	TOP																					
Lenny Dykstra, L OBP: 0.376, SLG: 0.474 Kevin McReynolds, R OBP: 0.330, SLG: 0.494	1-3		1-2 BB		1-2 HBP		F9 2B		F8	1	0	0	0	1	0	0																						
Wally Backman, S OBP: 0.320, SLG: 0.300 Tim Teufel, R OBP: 0.490, SLG: 0.585	1-3		4-3		4-3		1-H 2-H 2B		1B	3	0	0	0	0	0	4																						
Keith Hernandez, L OBP: 0.367, SLG: 0.427	K			K		6-3	F9		1B	5	0	1	0	0	2	2																						
Darryl Strawberry, L OBP: 0.351, SLG: 0.592 Doug Sisk, R OBP: 0.284, SLG: 0.367		K		K		1B	F6		1B	4	0	1	0	0	2	2																						
Mookie Wilson, S OBP: 0.400, SLG: 0.554	K			1B		G4-3-6-4-5		6-3	K	5	0	1	0	0	2	4																						
Howard Johnson, S OBP: 0.340, SLG: 0.380	1B			4-3			F7	6-3 2B	G3	5	0	2	0	0	0	4																						
Dave Magadan, L OBP: 0.325, SLG: 0.594			FC2-6 BB		4-3		1B 2B	6-3		3	1	1	0	1	0	1																						
Barry Lyons, R OBP: 0.313, SLG: 0.688			F7		4-3		2B 1B	F9		4	1	1	0	0	0	2																						
Bob Ojeda, L Terry Leach, R Lee Mazzilli, S OBP: 0.444, SLG: 0.467	FC2-6 WP			HBP			2B 1B	F8 1B		0	0	0	0	0	0	0																						
<b>Inning Stats</b>	R: 0 E: 0 K: 1 S: 5	H: 0 LOB: 0 BB: 0 P: 5	R: 0 E: 0 K: 2 S: 7	H: 1 LOB: 1 BB: 0 P: 7	R: 0 E: 0 K: 0 S: 3	H: 0 LOB: 2 BB: 2 P: 11	R: 0 E: 0 K: 2 S: 8	H: 1 LOB: 1 BB: 0 P: 8	R: 0 E: 0 K: 0 S: 3	H: 0 LOB: 2 BB: 1 P: 8	R: 0 E: 0 K: 0 S: 3	H: 1 LOB: 0 BB: 0 P: 3	R: 3 E: 0 K: 0 S: 7	H: 4 LOB: 2 BB: 1 P: 11	R: 0 E: 0 K: 0 S: 4	H: 1 LOB: 1 BB: 0 P: 4	R: 1 E: 0 K: 1 S: 8	H: 3 LOB: 3 BB: 1 P: 12	1B: 7 2B: 5 3B: 0 HR: 0	SF: 0 SAC: 0 DP: 1 HBP: 1	WP: 1 PB: 0 CS: 0	PA: 42																
<b>PITCHER</b>	IP	WLS	BF	H	R	ER	SO	BB	IBB	HBP	BLK	WP	HR	S	P	ERA	WHIP	<b>PITCHER</b>		IP	WLS	BF	H	R	ER	SO	BB	IBB	HBP	BLK	WP	HR	S	P	ERA	WHIP		
David Palmer, R ERA: 3.97	6.1	W	27	6	3	3	5	3	0	1	0	1	0	33	46	4.26	1.421	Gene Garber, R ERA: 5.4		0.2	S	3	0	0	0	1	1	0	0	0	0	0	4	8	0.00	1.500		
Paul Assenmacher, L ERA: 4.15	0.0		1	1	0	0	0	0	0	0	0	0	0	1	1																							
Jeff Dedmon, R ERA: 5.54	0.0		1	0	0	0	0	1	0	0	0	0	0	0	4																							
Ed Olwine, L ERA: 4.5	0.2		2	0	0	0	0	0	0	0	0	0	0	2	2	0.00	0.000																					
Jim Acker, R ERA: 4.0	1.1		8	4	1	1	0	0	0	0	0	0	0	8	8	6.75	3.000																					

New York Mets @ Atlanta Braves  
Atlanta-Fulton County Stadium, Atlanta, GA  
Sat May 09 1987, 3:33 AM EDT  
Att: 26,404 - Unknown


AB 36  
R 4  
H 11  
RBI 4  
BB 5  
SO 6  
LOB 21



Batter	1	2	3	4	5	6	7	8	9	AB	R	H	RBI	BB	SO	LOB	BOTTOM																				
Albert Hall, S OBP: 0.409, SLG: 0.579	F8 1B	FC4-6 IBB		E CS 1B			4-3 SH5-4 1B			2	2	2	0	2	0	0																					
Rafael Ramirez, R OBP: 0.281, SLG: 0.337	SH5-3	FC4-6		E6			SH5-4			2	0	0	1	0	0	2																					
Darryl Motley, R Gerald Perry, L OBP: 0.295, SLG: 0.295	F8	6-3		CS	5-3		4-3			3	0	0	0	0	0	2																					
Dale Murphy, R OBP: 0.450, SLG: 0.617	1B BB		5-3		HR		1B			3	1	2	2	1	0	0																					
Ted Simmons, S OBP: 0.243, SLG: 0.361 Jim Acker, R Gene Garber, R	FC6-4 1B		1-3		4-3		F8			4	0	1	1	0	0	1																					
Ozzie Virgil, R OBP: 0.353, SLG: 0.514	FC6-4				K			F7		3	0	0	0	1	1	2																					
Ken Oberkfell, L OBP: 0.433, SLG: 0.419		1B FC4-6 2B	L8			G4-6-3 1B		4-3		4	1	2	0	0	0	1																					
Glenn Hubbard, R OBP: 0.457, SLG: 0.441		SH5-4 1B		6-3		G4-6-3		L9		4	1	1	0	0	0	1																					
David Palmer, R OBP: 0.235, SLG: 0.412 Paul Assenmacher, L Jeff Dedmon, L Ed Olwine, R Gary Roenicke, R OBP: 0.285, SLG: 0.111	SH5-4			F6		5-3				2	0	0	0	0	0	0																					
<b>Inning Stats</b>	R: 1 E: 0 K: 0 S: 5	H: 2 LOB: 2 BB: 1 P: 9	R: 2 E: 1 K: 0 S: 5	H: 2 LOB: 1 BB: 1 P: 9	R: 0 E: 0 K: 0 S: 3	H: 0 LOB: 1 BB: 1 P: 7	R: 0 E: 1 K: 0 S: 4	H: 1 LOB: 1 BB: 0 P: 4	R: 1 E: 0 K: 1 S: 6	H: 1 LOB: 0 BB: 0 P: 6	R: 0 E: 0 K: 0 S: 3	H: 1 LOB: 0 BB: 0 P: 3	R: 1 E: 0 K: 0 S: 4	H: 1 LOB: 1 BB: 1 P: 8	R: 0 E: 0 K: 0 S: 3	H: 0 LOB: 0 BB: 0 P: 3	1B: 6 2B: 1 3B: 0 HR: 1	SF: 0 SAC: 3 DP: 1 HBP: 0	WP: 0 PB: 0 CS: 1	PA: 36																	
<b>PITCHER</b>	IP	WLS	BF	H	R	ER	SO	BB	IBB	HBP	BLK	WP	HR	S	P	ERA	WHIP	<b>PITCHER</b>		IP	WLS	BF	H	R	ER	SO	BB	IBB	HBP	BLK	WP	HR	S	P	ERA	WHIP	
Bob Ojeda, L ERA: 4.31	1.0	L	6	2	1	1	0	1	0	0	0	0	0	5	9	9.00	3.000	Terry Leach, R ERA: 1.90		5.0		21	5	3	2	1	1	1	0	0	0	1	21	29	3.60	1.200	
Doug Sisk, R ERA: 3.78	2.0		8	1	1	1	0	1	0	0	0	0	0	7	11	4.50	1.000																				

New York Mets @ Atlanta Braves  
Atlanta-Fulton County Stadium, Atlanta, GA  
Sat May 09 1987, 3:33 AM EDT  
Att: 26,404 - Unknown

AB 28  
R 5  
H 8  
RBI 4  
BB 4  
SO 1  
LOB 10










Batter	1	2	3	4	5	6	7	8	9	AB	R	H	RBI	BB	SO	LOB	TOP				
Mookie Wilson, S OBP: 0.421, SLG: 0.620 (1, 8)										5	1	3	1	0	0	1					
Wally Backman, S OBP: 0.305, SLG: 0.286 (1, 4)										4	1	0	0	0	0	3					
Keith Hernandez, L OBP: 0.367, SLG: 0.418 (1, 3)										4	0	1	0	0	1	3					
Gary Carter, R OBP: 0.288, SLG: 0.364 Bary Lyons, R OBP: 0.313, SLG: 0.688 (8, 2)										4	0	1	1	0	0	3					
Darryl Strawberry, L OBP: 0.350, SLG: 0.591 (1, 9)										4	0	0	0	0	1	1					
Kevin McReynolds, R OBP: 0.356, SLG: 0.505 Gene Walter, L (8, 1)										2	0	1	0	2	0	0					
Howard Johnson, S OBP: 0.333, SLG: 0.394 (1, 6)										4	0	0	0	0	2	3	AB 34				
Dave Magadan, L OBP: 0.317, SLG: 0.575 (1, 5)										4	0	2	0	0	1	2	R 2				
Rick Aguilera, R OBP: 0.313, SLG: 0.333 Lee Mazzilli, S OBP: 0.429, SLG: 0.444 Randy Myers, L Doug Sisk, R Lenny Dykstra, L OBP: 0.374, SLG: 0.457 (6, PH)										1	0	0	0	1	0	1	H 8				
<b>Inning Stats</b>	R: 1 E: 0 K: 0 S: 5	H: 2 LOB: 1 BB: 0 P: 5	R: 0 E: 0 K: 1 S: 6	H: 1 LOB: 1 BB: 0 P: 6	R: 1 E: 0 K: 0 S: 4	H: 2 LOB: 0 BB: 0 P: 4	R: 0 E: 0 K: 2 S: 7	H: 0 LOB: 1 BB: 1 P: 11	R: 0 E: 0 K: 1 S: 4	H: 1 LOB: 2 BB: 1 P: 8	R: 0 E: 0 K: 1 S: 6	H: 0 LOB: 0 BB: 0 P: 5	R: 0 E: 0 K: 0 S: 3	H: 0 LOB: 0 BB: 0 P: 3	R: 0 E: 0 K: 0 S: 4	H: 1 LOB: 1 BB: 0 P: 4	1B: 5 2B: 2 3B: 0 HR: 1	SF: 0 SAC: 0 DP: 1 HBP: 0	WP: 0 PB: 0 SB: 3 CS: 0	PA: 37	
<b>PITCHER</b>	IP WLS BF H R ER SO BB IBB HBP BLK WP HR S P ERA WHIP	IP WLS BF H R ER SO BB IBB HBP BLK WP HR S P ERA WHIP	IP WLS BF H R ER SO BB IBB HBP BLK WP HR S P ERA WHIP	IP WLS BF H R ER SO BB IBB HBP BLK WP HR S P ERA WHIP	IP WLS BF H R ER SO BB IBB HBP BLK WP HR S P ERA WHIP	IP WLS BF H R ER SO BB IBB HBP BLK WP HR S P ERA WHIP	IP WLS BF H R ER SO BB IBB HBP BLK WP HR S P ERA WHIP	IP WLS BF H R ER SO BB IBB HBP BLK WP HR S P ERA WHIP	IP WLS BF H R ER SO BB IBB HBP BLK WP HR S P ERA WHIP	IP WLS BF H R ER SO BB IBB HBP BLK WP HR S P ERA WHIP	IP WLS BF H R ER SO BB IBB HBP BLK WP HR S P ERA WHIP	IP WLS BF H R ER SO BB IBB HBP BLK WP HR S P ERA WHIP	IP WLS BF H R ER SO BB IBB HBP BLK WP HR S P ERA WHIP	IP WLS BF H R ER SO BB IBB HBP BLK WP HR S P ERA WHIP	IP WLS BF H R ER SO BB IBB HBP BLK WP HR S P ERA WHIP	IP WLS BF H R ER SO BB IBB HBP BLK WP HR S P ERA WHIP	IP WLS BF H R ER SO BB IBB HBP BLK WP HR S P ERA WHIP	IP WLS BF H R ER SO BB IBB HBP BLK WP HR S P ERA WHIP	IP WLS BF H R ER SO BB IBB HBP BLK WP HR S P ERA WHIP	IP WLS BF H R ER SO BB IBB HBP BLK WP HR S P ERA WHIP	IP WLS BF H R ER SO BB IBB HBP BLK WP HR S P ERA WHIP

New York Mets @ Cincinnati Reds  
Riverfront Stadium, Cincinnati, OH  
Mon May 11 1987, 7:05 PM EDT  
Att: 23,566 - Unknown


AB 34  
R 2  
H 8  
RBI 2  
BB 3  
SO 5  
LOB 20



Batter	1	2	3	4	5	6	7	8	9	AB	R	H	RBI	BB	SO	LOB	BOTTOM				
Kal Daniels, L OBP: 0.367, SLG: 0.670 (1, 7)										5	2	2	0	0	1	1					
Bary Larkin, R OBP: 0.333, SLG: 0.400 (1, 6)										5	3	1	0	0	2	2					
Dave Parker, L OBP: 0.304, SLG: 0.508 (1, 9)										5	3	4	2	0	0	0					
Eric Davis, R OBP: 0.452, SLG: 0.855 (1, 8)										3	2	1	4	1	1	1					
Buddy Bell, R OBP: 0.392, SLG: 0.487 Dave Concepcion, R OBP: 0.382, SLG: 0.356 (3, 5)										1	0	1	0	0	0	0					
Bo Diaz, R OBP: 0.313, SLG: 0.355 (1, 2)										4	2	2	1	0	0	2					
Terry Francona, L OBP: 0.250, SLG: 0.243 (1, 3)										4	0	1	0	1	0	4					
Ron Oester, S OBP: 0.323, SLG: 0.366 (1, 4)										4	0	2	1	0	0	3					
Mario Soto, R OBP: 0.091, SLG: 0.091 Rob Murphy, L Paul O'Neill, L OBP: 0.385, SLG: 0.727 Frank Williams, R Guy Hoffman, L (7, PH)										2	0	0	0	0	0	0					
<b>Inning Stats</b>	R: 0 E: 0 K: 2 S: 7	H: 0 LOB: 0 BB: 0 P: 7	R: 0 E: 0 K: 1 S: 6	H: 2 LOB: 2 BB: 1 P: 10	R: 2 E: 2 K: 0 S: 6	H: 2 LOB: 1 BB: 0 P: 6	R: 0 E: 0 K: 0 S: 3	H: 1 LOB: 0 BB: 0 P: 3	R: 4 E: 0 K: 0 S: 8	H: 5 LOB: 1 BB: 0 P: 8	R: 0 E: 0 K: 1 S: 5	H: 1 LOB: 0 BB: 0 P: 5	R: 3 E: 0 K: 1 S: 9	H: 4 LOB: 2 BB: 1 P: 13	R: 3 E: 1 K: 0 S: 7	H: 3 LOB: 1 BB: 0 P: 7	1B: 15 2B: 2 3B: 0 HR: 1	SF: 1 SAC: 0 DP: 1 HBP: 0	WP: 0 PB: 0 SB: 1 CS: 1	PA: 43	
<b>PITCHER</b>	IP WLS BF H R ER SO BB IBB HBP BLK WP HR S P ERA WHIP	IP WLS BF H R ER SO BB IBB HBP BLK WP HR S P ERA WHIP	IP WLS BF H R ER SO BB IBB HBP BLK WP HR S P ERA WHIP	IP WLS BF H R ER SO BB IBB HBP BLK WP HR S P ERA WHIP	IP WLS BF H R ER SO BB IBB HBP BLK WP HR S P ERA WHIP	IP WLS BF H R ER SO BB IBB HBP BLK WP HR S P ERA WHIP	IP WLS BF H R ER SO BB IBB HBP BLK WP HR S P ERA WHIP	IP WLS BF H R ER SO BB IBB HBP BLK WP HR S P ERA WHIP	IP WLS BF H R ER SO BB IBB HBP BLK WP HR S P ERA WHIP	IP WLS BF H R ER SO BB IBB HBP BLK WP HR S P ERA WHIP	IP WLS BF H R ER SO BB IBB HBP BLK WP HR S P ERA WHIP	IP WLS BF H R ER SO BB IBB HBP BLK WP HR S P ERA WHIP	IP WLS BF H R ER SO BB IBB HBP BLK WP HR S P ERA WHIP	IP WLS BF H R ER SO BB IBB HBP BLK WP HR S P ERA WHIP	IP WLS BF H R ER SO BB IBB HBP BLK WP HR S P ERA WHIP	IP WLS BF H R ER SO BB IBB HBP BLK WP HR S P ERA WHIP	IP WLS BF H R ER SO BB IBB HBP BLK WP HR S P ERA WHIP	IP WLS BF H R ER SO BB IBB HBP BLK WP HR S P ERA WHIP	IP WLS BF H R ER SO BB IBB HBP BLK WP HR S P ERA WHIP	IP WLS BF H R ER SO BB IBB HBP BLK WP HR S P ERA WHIP	IP WLS BF H R ER SO BB IBB HBP BLK WP HR S P ERA WHIP

New York Mets @ Cincinnati Reds  
Riverfront Stadium, Cincinnati, OH  
Mon May 11 1987, 7:05 PM EDT  
Att: 23,566 - Unknown

AB 40  
R 12  
H 18  
RBI 11  
BB 2  
SO 5  
LOB 16






Batter	1	2	3	4	5	6	7	8	9	AB	R	H	RBI	BB	SO	LOB	TOP										
Mookie Wilson, S (1, 8) OBP: 0.407, SLG: 0.592	F9	2B		4-3			4-3		4-3	5	1	1	0	0	0	1											
Tim Lincecum, R (1, 4) OBP: 0.473, SLG: 0.565	1B	1B			5-3		F9			3	2	1	2	1	0	0											
Keith Hernandez, L (1, 3) OBP: 0.379, SLG: 0.430	FC3	1B						K		4	1	3	1	0	1	0											
Kevin Reynolds, R (1, 7) OBP: 0.364, SLG: 0.515	E	G6-4-3						G3		4	0	2	1	0	0	1											
Darryl Strawberry, L (1, 9) OBP: 0.346, SLG: 0.579	FC3									4	0	1	0	0	1	2											
Gary Carter, R (1, 2) OBP: 0.279, SLG: 0.351	G6-4-3				F8			F7		4	0	0	0	0	0	3											
Howard Johnson, S (1, 5) OBP: 0.331, SLG: 0.417					5-3					4	1	1	1	0	0	0											
Rafael Santana, R (1, 6) OBP: 0.261, SLG: 0.277										4	1	2	0	0	1	0											
David Cone, L (1, 1)										3	0	0	0	0	2	1											
<b>Inning Stats</b>	R: 2 E: 1 K: 0 S: 5	H: 2 LOB: 1 BB: 1 P: 9	R: 4 E: 0 K: 1 S: 9	H: 5 LOB: 0 BB: 0 P: 9	R: 0 E: 0 K: 1 S: 5	H: 0 LOB: 0 BB: 0 P: 5	R: 0 E: 0 K: 0 S: 3	H: 0 LOB: 0 BB: 0 P: 3	R: 0 E: 0 K: 0 S: 4	H: 2 LOB: 1 BB: 0 P: 4	R: 0 E: 0 K: 1 S: 5	H: 0 LOB: 0 BB: 0 P: 5	R: 0 E: 0 K: 1 S: 5	H: 1 LOB: 1 BB: 0 P: 6	R: 0 E: 0 K: 0 S: 4	H: 1 LOB: 1 BB: 0 P: 4	1B: 8 2B: 2 3B: 0 HR: 1	SF: 0 SAC: 1 DP: 2 HBP: 0	WP: 0 PB: 0 SB: 0 CS: 0	PA: 37							
<b>PITCHER</b>	IP	WLS	BF	H	R	ER	SO	BB	IBB	HBP	BLK	WP	HR	S	P	ERA	WHIP										
Jerry Reuss, L (1, 1) ERA: 16.2	1.1	L	12	7	6	5	1	1	0	0	0	0	1	13	17	33.75	6.000										
Guy Hoffman, L (2, 1) ERA: 2.16	4.2		14	2	0	0	2	0	0	0	0	0	0	18	18	0.00	0.429										
Frank Williams, R (7, 1) ERA: 1.74	2.0		7	1	0	0	2	0	0	0	0	0	0	11	11	0.00	0.500										
Rob Murphy, L (9, 1) ERA: 1.35	1.0		4	1	0	0	0	0	0	0	0	0	0	4	4	0.00	1.000										

**New York Mets @ Cincinnati Reds**  
Riverfront Stadium, Cincinnati, OH  
Tue May 12 1987, 7:05 PM EDT  
Att: 26,604 - Unknown


AB 35  
R 6  
H 11  
RBI 5  
BB 1  
SO 5  
LOB 8



Batter	1	2	3	4	5	6	7	8	9	AB	R	H	RBI	BB	SO	LOB	BOTTOM										
Kal Daniels, L (1, 7) OBP: 0.382, SLG: 0.702	4-3			1B						3	1	2	1	1	0	0											
Barry Larkin, R (1, 6) OBP: 0.290, SLG: 0.345	F9			6-3				F8		4	0	0	0	0	0	2											
Dave Parker, L (1, 9) OBP: 0.303, SLG: 0.500	F7			BB						4	0	1	0	0	0	1											
Eric Davis, R (1, 8) OBP: 0.446, SLG: 0.832				BB						3	0	0	0	1	2	0											
Bo Diaz, R (1, 2) OBP: 0.303, SLG: 0.342				BB						4	0	0	0	0	0	3											
Kurt Stillwell, S (1, 5) OBP: 0.369, SLG: 0.414				BB						3	0	0	0	0	0	0											
Terry Francona, L (1, 3) OBP: 0.241, SLG: 0.234										3	0	0	0	0	0	0											
Ron Oester, S (1, 4) OBP: 0.315, SLG: 0.357										3	0	0	0	0	0	0											
Jerry Reuss, L (1, 1) ERA: 16.2										0	0	0	0	0	0	0											
Guy Hoffman, L (2, 1) ERA: 2.16										1	0	0	0	0	1	0											
Lloyd McClendon, R (6, 9) OBP: 0.274, SLG: 0.231										1	0	0	0	0	0	0											
Frank Williams, R (7, 1) ERA: 1.74										0	0	0	0	0	0	0											
Paul O'Neill, L (8, 9) OBP: 0.426, SLG: 1.000										1	1	1	1	0	0	0											
Rob Murphy, L (9, 1) ERA: 1.35										0	0	0	0	0	0	0											
<b>Inning Stats</b>	R: 0 E: 0 K: 0 S: 3	H: 0 LOB: 0 BB: 0 P: 3	R: 0 E: 0 K: 1 S: 5	H: 0 LOB: 0 BB: 0 P: 5	R: 0 E: 0 K: 0 S: 3	H: 1 LOB: 2 BB: 2 P: 11	R: 0 E: 0 K: 0 S: 3	H: 0 LOB: 0 BB: 0 P: 3	R: 0 E: 0 K: 0 S: 4	H: 1 LOB: 1 BB: 0 P: 4	R: 0 E: 0 K: 0 S: 3	H: 0 LOB: 0 BB: 0 P: 3	R: 2 E: 0 K: 0 S: 5	H: 2 LOB: 2 BB: 0 P: 5	R: 0 E: 0 K: 1 S: 5	H: 0 LOB: 0 BB: 0 P: 5	1B: 2 2B: 0 3B: 0 HR: 2	SF: 0 SAC: 0 DP: 1 HBP: 0	WP: 0 PB: 0 SB: 1 CS: 0	PA: 32							
<b>PITCHER</b>	IP	WLS	BF	H	R	ER	SO	BB	IBB	HBP	BLK	WP	HR	S	P	ERA	WHIP										
David Cone, R (1, 1) ERA: 5.34	9.0	W	32	4	2	2	3	2	0	0	0	0	2	36	44	2.00	0.667										

**New York Mets @ Cincinnati Reds**  
Riverfront Stadium, Cincinnati, OH  
Tue May 12 1987, 7:05 PM EDT  
Att: 26,604 - Unknown

AB 30  
R 2  
H 4  
RBI 2  
BB 2  
SO 3  
LOB 6





Batter	1	2	3	4	5	6	7	8	9	10	AB	R	H	RBI	BB	SO	LOB	TOP									
Lenny Dykstra, L (1.8) OBP: 0.375, SLG: 0.465 Gene Walter, L (10, 1)	0-0 1-3 1B	0-0 3-1			0-0 F7			0-0 2B		0-3 K	5	0	2	0	0	1	1										
Wally Backman, S (1.4) OBP: 0.287, SLG: 0.268	0-0 1-3 1-2		0-3 K			0-0 6-3		0-0 6-3		0-0 6-3	5	0	0	0	0	1	2										
Keith Hernandez, L (1.3) OBP: 0.390, SLG: 0.448	4-0 BB		0-0 F6			0-0 3B		4-0 IBB			2	0	1	0	2	0	0										
Kevin McReynolds, R (1.7) OBP: 0.391, SLG: 0.495	0-0 F8		0-0 6-3			0-3 K		0-0 F9			4	0	0	0	0	1	5										
Daryl Strawberry, L (1.9) OBP: 0.336, SLG: 0.559	0-0 F8			0-0 F5		0-3 K			0-3 K		4	0	0	0	0	2	3										
Gary Carter, R (1.2) OBP: 0.286, SLG: 0.351		0-0 E8 1B		0-3 K			0-3 K		0-0 HBP		3	1	1	0	0	2	0										
Howard Johnson, S (1.5) OBP: 0.328, SLG: 0.411		0-0 L4-3 1B		0-3 K			0-3 K		0-3 K		4	0	1	1	0	3	1										
Rafael Santana, R (1.6) OBP: 0.247, SLG: 0.261		0-0 L4-3 1B			0-0 F8			0-3 K		0-0 4-3	4	0	0	0	0	1	2										
Ron Darling, R (1.1) OBP: 0.176, SLG: 0.353 Jesse Orosco, R (8, 1)		0-0 2B			0-0 L5			0-0 6-3		0-3 K	3	0	1	0	0	0	0										
Mookie Wilson, S (10, PH) OBP: 0.402, SLG: 0.584											1	0	0	0	0	1	0										
<b>Inning Stats</b>	R: 0 E: 0 K: 0 S: 4	H: 1 LOB: 2 BB: 1 P: 8	R: 1 E: 1 K: 0 S: 5	H: 3 LOB: 1 BB: 0 P: 5	R: 0 E: 0 K: 1 S: 5	H: 0 LOB: 0 BB: 0 P: 7	R: 0 E: 0 K: 2 S: 7	H: 0 LOB: 0 BB: 0 P: 7	R: 0 E: 0 K: 1 S: 8	H: 1 LOB: 1 BB: 1 P: 8	R: 0 E: 0 K: 3 S: 9	H: 0 LOB: 0 BB: 0 P: 9	R: 0 E: 0 K: 0 S: 4	H: 1 LOB: 2 BB: 1 P: 8	R: 0 E: 0 K: 2 S: 7	H: 0 LOB: 1 BB: 0 P: 8	R: 0 E: 0 K: 2 S: 7	H: 0 LOB: 0 BB: 0 P: 7	1B: 3 2B: 3 3B: 1 HR: 0	SF: 0 SAC: 0 DP: 1 HBP: 1	WP: 0 PA: 38 PB: 0 SB: 0 CS: 0						
<b>PITCHER</b>	IP 7.0	WLS 26	BF 5	H 1	R 1	ER 1	SO 8	BB 1	IBB 0	HBP 0	BLK 0	WP 0	HR 0	S 41	P 45	ERA 1.29	WHIP 0.857										
Mike Scott, R ERA: 2.08	(1, 1)																										
Larry Andersen, R ERA: 3.44	(8, 1)	2.0	9	1	0	0	2	0	1	1	0	0	0	11	16	0.00	0.500										
Dave Meads, L ERA: 6.23	(10, 1)	1.0	W	3	0	0	0	2	0	0	0	0	0	7	7	0.00	0.000										

New York Mets @ Houston Astros  
Astrodome, Houston, TX  
Wed May 13 1987, 8:05 PM EDT  
Att: 27,675 - Unknown

AB	35
R	1
H	6
RBI	1
BB	2
SO	12
LOB	14



Batter	1	2	3	4	5	6	7	8	9	10	AB	R	H	RBI	BB	SO	LOB	BOTTOM									
Billy Hatcher, R (1.8) OBP: 0.369, SLG: 0.473	0-0 5-3		0-3 K		0-3 K		0-0 FC5-4		0-3 K		5	0	0	0	0	3	7										
Bill Doran, S (1.4) OBP: 0.301, SLG: 0.362	0-0 WP 1B		0-0 F4			4-0 3-1 BB		0-0 BB FC5-4 1B		4-0 G3 1B BB	3	2	2	0	2	0	1										
Denny Walling, L (1.5) OBP: 0.338, SLG: 0.426	0-0 FC1-5-2 1H			0-0 F7		0-0 3-1		4-0 FC5-4 BB		0-0 G3 1B IBB	4	0	0	0	1	0	3										
Glenn Davis, R (1.3) OBP: 0.254, SLG: 0.359	0-0 5-3			0-0 5-3		0-0 F5		4-0 FC5-4 BB		4-0 1B IBB	3	0	0	0	2	0	2										
Kevin Bass, S (1.9) OBP: 0.365, SLG: 0.496		0-0 4-3		0-0 6-3		0-3 K		0-0 FC5-4 CS		0-0 1B	5	0	1	1	0	1	3										
Jose Cruz, L (1.7) OBP: 0.325, SLG: 0.390		0-0 1-3			0-0 SH5-4 1B		0-0 3-1	0-0 CS	0-0 3-1		4	0	1	0	0	0	0										
Alan Ashby, S (1.2) OBP: 0.358, SLG: 0.419 Tye Waller, R (9, PR) Mark Bailey, S (10, 2) OBP: 0.308, SLG: 0.257		0-0 F9			0-0 SH5-4 1B		0-3 K		4-0 1B BB		3	0	1	0	1	1	0										
Craig Reynolds, L (1.6) OBP: 0.387, SLG: 0.385 Dickie Thon, R (9, PH) OBP: 0.400, SLG: 0.250			0-0 4-3		0-0 F9		0-0 1B		0-0 1B		3	0	1	0	0	0	2										
Mike Scott, R ERA: 5.59	(1, 1)				0-0 SH5-4		0-0 FC5-4 1B		0-3 K		1	0	1	0	0	0	0										
Terry Puhl, L ERA: 6.75	(7, PH)										1	0	1	0	0	0	0										
Larry Andersen, R ERA: 3.0	(8, 1)	2.0	6	1	0	0	2	1	0	0	0	0	0	0	0	0	0										
Jim Pankovits, R ERA: 3.0	(9, PH)	0.1	L	4	1	1	1	0	1	1	0	0	0	0	0	0	0										
Dave Meads, L ERA: 3.0	(10, 1)										1	0	0	0	0	0	0										
<b>Inning Stats</b>	R: 0 E: 0 K: 0 S: 4	H: 1 LOB: 1 BB: 0 P: 4	R: 0 E: 0 K: 0 S: 3	H: 0 LOB: 0 BB: 0 P: 3	R: 0 E: 0 K: 1 S: 6	H: 1 LOB: 1 BB: 0 P: 6	R: 0 E: 0 K: 0 S: 3	H: 0 LOB: 0 BB: 0 P: 3	R: 0 E: 0 K: 1 S: 7	H: 2 LOB: 2 BB: 0 P: 7	R: 1 E: 0 K: 0 S: 2	H: 1 LOB: 0 BB: 2 P: 10	R: 0 E: 0 K: 2 S: 8	H: 1 LOB: 2 BB: 2 P: 12	R: 1 E: 0 K: 0 S: 2	H: 1 LOB: 2 BB: 2 P: 10	1B: 9 2B: 0 3B: 0 HR: 0	SF: 0 SAC: 1 DP: 1 HBP: 0	WP: 1 PA: 42 PB: 0 SB: 2 CS: 1								
<b>PITCHER</b>	IP 7.0	WLS 31	BF 7	H 1	R 1	ER 1	SO 4	BB 3	IBB 0	HBP 0	BLK 0	WP 1	HR 0	S 36	P 48	ERA 1.29	WHIP 1.429										
Ron Darling, R ERA: 5.59	(1, 1)																										
Jesse Orosco, L ERA: 6.75	(8, 1)	2.0	6	1	0	0	2	1	0	0	0	0	0	9	13	0.00	1.000										
Gene Walter, L ERA: 3.0	(10, 1)	0.1	L	4	1	1	1	0	1	1	0	0	0	2	10	27.00	6.000										

New York Mets @ Houston Astros  
Astrodome, Houston, TX  
Wed May 13 1987, 8:05 PM EDT  
Att: 27,675 - Unknown

AB	34
R	2
H	9
RBI	1
BB	6
SO	6
LOB	20









Batter	1	2	3	4	5	6	7	8	9	AB	R	H	RBI	BB	SO	LOB	TOP							
Mark Wasinger, R OBP: 0.435, SLG: 0.667 (1, 4)										3	0	1	1	2	0	0	<b>San Francisco Giants @ New York Mets</b> Shea Stadium, Flushing, NY Fri May 15 1987, 7:05 PM EDT Att: 35,502 - Unknown							
Chill Davis, S OBP: 0.340, SLG: 0.418 (1, 8)										4	1	0	0	0	3	3								
Jeffrey Leonard, R OBP: 0.399, SLG: 0.662 (1, 7)										3	0	1	0	0	2	1								
Candy Maldonado, R OBP: 0.377, SLG: 0.580 (1, 9)										3	1	0	0	1	1	5								
Joel Youngblood, R OBP: 0.353, SLG: 0.375 Greg Minton, S (4, 1)										1	0	0	0	1	0	1								
Mike Aldrete, L OBP: 0.456, SLG: 0.490 (6, PH)										0	0	0	0	0	0	0								
Bob Melvin, R OBP: 0.312, SLG: 0.506 (1, 3)										4	0	1	1	0	1	1								
Bob Brenly, R Jim Gott, R (1, 2)										2	0	0	0	1	1	2								
Will Clark, L OBP: 0.321, SLG: 0.485 Michael LaCoss, R (8, 1)										0	0	0	0	0	0	0								
Matt Williams, R OBP: 0.234, SLG: 0.286 Harry Spillman, L OBP: 0.350, SLG: 0.353 (9, PH)										3	1	1	0	0	0	1								
Mike Krukow, R OBP: 0.154, SLG: 0.167 Mike Woodard, L OBP: 0.071, SLG: 0.143 (1, 1)										1	0	0	0	0	1	0								
<b>Inning Stats</b>	R: 0 E: 0 K: 2 S: 7	H: 0 LOB: 1 BB: 1 P: 11	R: 0 E: 0 K: 1 S: 4	H: 0 LOB: 0 BB: 1 P: 8	R: 0 E: 0 K: 1 S: 5	H: 0 LOB: 0 BB: 0 P: 5	R: 0 E: 0 K: 2 S: 7	H: 0 LOB: 1 BB: 1 P: 11	R: 0 E: 0 K: 1 S: 5	H: 0 LOB: 1 BB: 1 P: 9	R: 2 E: 0 K: 0 S: 5	H: 2 LOB: 2 BB: 1 P: 10	R: 1 E: 0 K: 2 S: 10	H: 3 LOB: 3 BB: 0 P: 10	R: 0 E: 0 K: 0 S: 3	H: 0 LOB: 0 BB: 0 P: 3	R: 0 E: 0 K: 0 S: 3	H: 0 LOB: 0 BB: 0 P: 3	1B: 4 2B: 2 3B: 0 HR: 0	SF: 0 SAC: 0 DP: 1 HBP: 1	WP: 0 PB: 0 SB: 1 CS: 0	PA: 37		
<b>PITCHER</b>	IP WLS BF H R ER SO BB IBB HBP BLK WP HR S P ERA WHIP																							
Sid Fernandez, L ERA: 2.21 (1, 1)	5.0 W 18	0 0 0 7	4 0 0 0	0 0 0 0	0 0 0 0	0 0 0 0	0 0 28 44	0.00 0.800																
Doug Sisk, R ERA: 4.74 (6, 1)	1.0 8	3 3 3 0	1 0 1 0	0 0 6 11	27.00 4.000																			
Roger McDowell, R ERA: (7, 1)	3.0 S 11	2 0 0 2	0 0 0 0	0 0 15 15	0.00 0.667																			

Batter	1	2	3	4	5	6	7	8	9	AB	R	H	RBI	BB	SO	LOB	BOTTOM					
Lenny Dykstra, L OBP: 0.386, SLG: 0.511 (1, 8)										3	2	2	2	1	0	0	<b>San Francisco Giants @ New York Mets</b> Shea Stadium, Flushing, NY Fri May 15 1987, 7:05 PM EDT Att: 35,502 - Unknown					
Wally Backman, S OBP: 0.280, SLG: 0.261 (1, 4)										4	0	1	1	0	1	1						
Keith Hernandez, L OBP: 0.382, SLG: 0.431 (1, 3)										4	0	0	0	0	2	1						
Kevin McReynolds, R OBP: 0.361, SLG: 0.518 (1, 7)										4	1	2	0	0	0	0						
Darryl Strawberry, L OBP: 0.331, SLG: 0.563 (1, 9)										4	1	2	2	0	0	1						
Howard Johnson, S OBP: 0.333, SLG: 0.436 (1, 5)										3	2	1	1	1	2	1						
Barry Lyons, R OBP: 0.238, SLG: 0.524 (1, 2)										4	0	0	0	0	1	1						
Rafael Santana, R OBP: 0.263, SLG: 0.276 (1, 6)										3	1	2	1	0	0	0						
Sid Fernandez, L OBP: 0.250, SLG: 0.375 Doug Sisk, R Roger McDowell, R (1, 1)										2	1	1	1	0	0	1						
<b>Inning Stats</b>	R: 3 E: 0 K: 2 S: 9	H: 3 LOB: 0 BB: 1 P: 13	R: 0 E: 0 K: 1 S: 5	H: 1 LOB: 0 BB: 0 P: 5	R: 1 E: 0 K: 1 S: 6	H: 1 LOB: 0 BB: 0 P: 6	R: 3 E: 0 K: 0 S: 6	H: 4 LOB: 1 BB: 1 P: 10	R: 0 E: 0 K: 1 S: 6	H: 1 LOB: 1 BB: 0 P: 6	R: 0 E: 0 K: 1 S: 5	H: 0 LOB: 0 BB: 0 P: 5	R: 0 E: 0 K: 1 S: 5	H: 0 LOB: 0 BB: 0 P: 5	R: 1 E: 0 K: 0 S: 4	H: 1 LOB: 0 BB: 0 P: 4		1B: 6 2B: 2 3B: 1 HR: 3	SF: 0 SAC: 0 DP: 2 HBP: 0	WP: 0 PB: 0 SB: 2 CS: 2	PA: 34	
<b>PITCHER</b>	IP WLS BF H R ER SO BB IBB HBP BLK WP HR S P ERA WHIP																					
Mike Krukow, R ERA: 5.11 (1, 1)	3.2 L 19	9 7 7 4	0 0 0 1	0 0 0 0	0 0 7 7	0.00 0.750																
Greg Minton, R ERA: 3.21 (4, 1)	1.1 5	1 0 0 1	0 0 0 0	0 0 10 10	0.00 0.000																	
Jim Gott, R ERA: 3.86 (6, 1)	2.0 6	0 0 0 2	0 0 0 0	0 0 1 4	9.00 1.000																	
Michael LaCoss, R ERA: 4.5 (8, 1)	1.0 4	1 1 1 0	0 0 0 0	0 0 0 0	0 0 0 0																	




Batter	1	2	3	4	5	6	7	8	9	10	AB	R	H	RBI	BB	SO	LOB		
Mark Wasinger, R (1,5) OBP: 0.370, SLG: 0.560	1-3	1-3			K		SH3-4		K		4	0	0	0	0	2	3		
Mike Aldrete, L (1,9) OBP: 0.419, SLG: 0.446	6-3		6-3		K		K			4-3	5	0	0	0	0	2	2		
Jeffrey Leonard, R (1,7) OBP: 0.399, SLG: 0.681	F9		4-3			FC1-5 2B	F7			HR	5	1	2	1	0	0	1		
Chili Davis, S (1,8) OBP: 0.342, SLG: 0.413		HR 1B	4-3			FC1-5 2B BB		K		5-3	4	2	1	0	1	1	0		
Will Clark, L (1,3) OBP: 0.325, SLG: 0.509		HR		F7		FC1-5 2B 1B	L3			BLK 1B	5	2	2	2	0	0	2		
Bob Melvin, R (1,2) OBP: 0.337, SLG: 0.527		5-3		G6-4-3 1B		1B 2B				1B	4	0	3	1	1	0	0		
Matt Williams, R (1,6) OBP: 0.234, SLG: 0.284		4-3		G6-4-3 1-2		G2-6-3 1B				6-3	4	0	1	1	0	0	2		
Mike Woodard, L (1,4) OBP: 0.188, SLG: 0.250											2	0	2	0	0	0	0		
Harry Spilman, L (6,PH) OBP: 0.333, SLG: 0.333						G2-6-3				4-3	1	0	0	0	0	0	2		
Chris Speier, R (6,6) OBP: 0.430, SLG: 0.507					SH3-4 1B						1	0	0	0	0	0	0		
Mark Grant, R (1,1) OBP: 0.182, SLG: 0.182											0	0	0	0	1	0	0		
Mark Davis, L (5,1) OBP: 0.182, SLG: 0.182											0	0	0	0	0	0	0		
Jeff Robinson, R (6,1) OBP: 0.143, SLG: 0.143											1	0	1	0	0	0	0		
Scott Garrelts, R (8,1) OBP: 0.306, SLG: 0.352											1	0	0	0	0	1	2		
Robby Thompson, R (8,4) OBP: 0.306, SLG: 0.352											1	0	0	0	0	1	0		
<b>Inning Stats</b>	R: 0 E: 0 K: 0 S: 3	H: 0 LOB: 0 BB: 0 P: 3	R: 2 E: 0 K: 0 S: 6	H: 3 LOB: 2 BB: 1 P: 10	R: 0 E: 0 K: 0 S: 3	H: 0 LOB: 0 BB: 0 P: 3	R: 0 E: 0 K: 2 S: 8	H: 1 LOB: 1 BB: 0 P: 8	R: 2 E: 0 K: 1 S: 5	H: 3 LOB: 1 BB: 0 P: 9	R: 0 E: 0 K: 1 S: 6	H: 1 LOB: 1 BB: 0 P: 6	R: 0 E: 0 K: 2 S: 7	H: 0 LOB: 0 BB: 0 P: 7	R: 1 E: 0 K: 1 S: 7	H: 2 LOB: 2 BB: 1 P: 11	1B: 8 2B: 2 3B: 0 HR: 2	SF: 0 SAC: 2 DP: 2 HBP: 0	
<b>PITCHER</b>	IP WLS BF H R ER SO ERA WHIP	IP WLS BF H R ER SO ERA WHIP	IP WLS BF H R ER SO ERA WHIP	IP WLS BF H R ER SO ERA WHIP	IP WLS BF H R ER SO ERA WHIP	IP WLS BF H R ER SO ERA WHIP	IP WLS BF H R ER SO ERA WHIP	IP WLS BF H R ER SO ERA WHIP	IP WLS BF H R ER SO ERA WHIP	IP WLS BF H R ER SO ERA WHIP	IP WLS BF H R ER SO ERA WHIP	IP WLS BF H R ER SO ERA WHIP	IP WLS BF H R ER SO ERA WHIP	IP WLS BF H R ER SO ERA WHIP	IP WLS BF H R ER SO ERA WHIP	IP WLS BF H R ER SO ERA WHIP	IP WLS BF H R ER SO ERA WHIP		
Rick Aguilera, R (1,1) ERA: 4.15	8.0	W	34	10	4	4	4	2	0	0	0	0	0	0	0	0	0	0	
Jeff Innis, R (9,1) ERA: 4.5	2.0	L	9	2	1	1	3	0	1	0	1	0	1	0	1	14	18	4.50	1.000

**TOP**

**San Francisco Giants @ New York Mets**  
Shea Stadium, Flushing, NY  
Sat May 16 1987, 7:05 PM EDT  
Att. 48,128 - Unknown

livebaseballscorecards.com

AB 38  
R 5  
H 12  
RBI 5  
BB 3  
SO 7  
LOB 14



WP: 0 PA: 43  
PB: 0  
SB: 0  
CS: 0


Batter	1	2	3	4	5	6	7	8	9	10	AB	R	H	RBI	BB	SO	LOB			
Lenny Dykstra, L (1,8) OBP: 0.404, SLG: 0.554	HR							L9-5			2	1	2	1	1	0	0			
Mookie Wilson, S (6,PH) OBP: 0.338, SLG: 0.556		CS 1B				1B BB		2-3			1	0	0	0	1	0	1			
Wally Backman, S (1,4) OBP: 0.281, SLG: 0.264											3	1	1	0	0	0	3			
Tim Teufel, R (6,PH) OBP: 0.483, SLG: 0.551	BB BLK 1B	F7		4-3		K		CS BB			1	0	0	0	1	1	2			
Dave Magadan, L (1,3) OBP: 0.456, SLG: 0.617	F8							CS			4	1	3	1	1	0	1			
Kevin McReynolds, R (1,7) OBP: 0.362, SLG: 0.529	L6										4	0	1	0	1	0	3			
Darryl Strawberry, L (1,9) OBP: 0.340, SLG: 0.558	BB BB 1-2										3	0	1	0	2	1	2			
Gary Carter, R (1,2) OBP: 0.274, SLG: 0.328											4	0	0	1	1	1	5			
Howard Johnson, S (1,5) OBP: 0.328, SLG: 0.421											4	0	0	1	1	2	3			
Rafael Santana, R (1,6) OBP: 0.271, SLG: 0.284											5	1	2	0	0	3	5			
Rick Aguilera, R (1,1) OBP: 0.278, SLG: 0.294											2	0	0	0	0	1	1			
Lee Mazzilli, S (8,PH) OBP: 0.456, SLG: 0.526		5-3									1	0	1	0	0	0	0			
Jeff Innis, R (9,1) ERA: 4.5											0	0	0	0	0	0	0			
<b>Inning Stats</b>	R: 2 E: 0 K: 1 S: 7	H: 2 LOB: 3 BB: 3 P: 19	R: 0 E: 0 K: 0 S: 3	H: 1 LOB: 0 BB: 0 P: 3	R: 0 E: 0 K: 0 S: 4	H: 2 LOB: 1 BB: 0 P: 4	R: 0 E: 0 K: 1 S: 6	H: 1 LOB: 2 BB: 1 P: 10	R: 1 E: 0 K: 2 S: 8	H: 2 LOB: 2 BB: 1 P: 12	R: 0 E: 0 K: 2 S: 8	H: 1 LOB: 1 BB: 1 P: 12	R: 0 E: 0 K: 1 S: 2	H: 0 LOB: 0 BB: 0 P: 6	R: 0 E: 0 K: 1 S: 4	H: 0 LOB: 0 BB: 0 P: 8	R: 0 E: 0 K: 1 S: 5	H: 0 LOB: 0 BB: 0 P: 5	1B: 8 2B: 4 3B: 0 HR: 1	SF: 0 SAC: 1 DP: 3 HBP: 0
<b>PITCHER</b>	IP WLS BF H R ER SO ERA WHIP	IP WLS BF H R ER SO ERA WHIP	IP WLS BF H R ER SO ERA WHIP	IP WLS BF H R ER SO ERA WHIP	IP WLS BF H R ER SO ERA WHIP	IP WLS BF H R ER SO ERA WHIP	IP WLS BF H R ER SO ERA WHIP	IP WLS BF H R ER SO ERA WHIP	IP WLS BF H R ER SO ERA WHIP	IP WLS BF H R ER SO ERA WHIP	IP WLS BF H R ER SO ERA WHIP	IP WLS BF H R ER SO ERA WHIP	IP WLS BF H R ER SO ERA WHIP	IP WLS BF H R ER SO ERA WHIP	IP WLS BF H R ER SO ERA WHIP	IP WLS BF H R ER SO ERA WHIP	IP WLS BF H R ER SO ERA WHIP			
Mark Grant, R (1,1) ERA: 2.92	4.2	W	24	7	3	3	2	3	0	0	0	0	0	0	0	0	0			
Mark Davis, L (5,1) ERA: 4.24	0.2	L	4	1	1	1	2	1	0	0	0	0	0	0	7	11	13.50	3.000		
Jeff Robinson, R (6,1) ERA: 2.37	1.2	W	8	3	0	0	3	1	0	0	0	0	0	0	13	17	0.00	2.400		
Scott Garrelts, R (8,1) ERA: 3.58	3.0	W	8	0	0	0	2	2	0	0	0	0	0	0	10	18	0.00	0.667		

**BOTTOM**

**San Francisco Giants @ New York Mets**  
Shea Stadium, Flushing, NY  
Sat May 16 1987, 7:05 PM EDT  
Att. 48,128 - Unknown

livebaseballscorecards.com

AB 34  
R 4  
H 11  
RBI 4  
BB 9  
SO 9  
LOB 26



WP: 0 PA: 45  
PB: 0  
SB: 0  
CS: 2



Batter	1	2	3	4	5	6	7	8	9	AB	R	H	RBI	BB	SO	LOB	TOP								
Chris Speier, R (1.5) OBP: 0.407, SLG: 0.480	F5		SF9		L3		F7		G6-4-3	4	0	0	1	0	0	3									
Will Clark, L (1.3) OBP: 0.322, SLG: 0.495	F7		F9			1B BB		F8		3	0	0	0	1	0	1									
Jeffrey Leonard, R (1.7) OBP: 0.395, SLG: 0.676	K		4-3			K		3B 2B		4	1	1	0	0	2	2									
Candy Maldonado, R (1.9) OBP: 0.387, SLG: 0.599		1B CS		6-3		1B		3B 6-3		4	1	3	1	0	0	0									
Chili Davis, S (1.8) OBP: 0.340, SLG: 0.415	4-3		2B CS		F7		6-3			4	0	1	1	0	0	3									
Bob Melvin, R (1.2) OBP: 0.333, SLG: 0.511	BB		2B	6-3		K		K		3	0	0	0	1	2	3									
Matt Williams, R (1.6) OBP: 0.237, SLG: 0.286	5-3		CS		1B FC5-6		5-3		4-3	3	0	1	0	0	0	1									
Mike Aldrete, L (9, PH) OBP: 0.413, SLG: 0.439				3H						1	0	0	0	0	0	0									
Robby Thompson, R (1.4) OBP: 0.323, SLG: 0.386			1B SF9		K			1B 2B		3	1	2	0	0	1	1									
Jim Gott, R (7, 1)										0	0	0	0	0	0	0									
Harry Spilman, L (9, PH) OBP: 0.364, SLG: 0.421			1B SF9		K			1B 2B		1	1	1	0	0	0	0									
Atlee Hammaker, S (1, 1) OBP: 0.167, SLG: 0.167										2	0	1	0	0	0	1									
Greg Minton, S (5, 1)										0	0	0	0	0	0	0									
Mark Davis, L (5, 1) OBP: 0.200, SLG: 0.400			E1		FC5-6					0	0	0	0	0	0	0									
Mike Woodard, L (7, PH) OBP: 0.222, SLG: 0.278			1B		1-2			1B		2	0	1	1	0	1	1									
<b>Inning Stats</b>	R: 0 E: 0 K: 1 S: 5	H: 0 LOB: 0 BB: 0 P: 5	R: 0 E: 0 K: 0 S: 3	H: 1 LOB: 1 BB: 1 P: 7	R: 1 E: 1 K: 0 S: 5	H: 2 LOB: 1 BB: 0 P: 5	R: 0 E: 0 K: 0 S: 3	H: 1 LOB: 0 BB: 0 P: 3	R: 0 E: 0 K: 1 S: 6	H: 1 LOB: 1 BB: 0 P: 6	R: 0 E: 0 K: 2 S: 8	H: 1 LOB: 2 BB: 1 P: 12	R: 0 E: 0 K: 1 S: 6	H: 1 LOB: 1 BB: 0 P: 6	R: 2 E: 0 K: 1 S: 7	H: 2 LOB: 0 BB: 0 P: 7	R: 1 E: 0 K: 0 S: 4	H: 2 LOB: 0 BB: 0 P: 4	1B: 6 2B: 4 3B: 1 HR: 0	SF: 1 SAC: 0 DP: 1 HBP: 0	WP: 0 PB: 0 SB: 0 CS: 2	PA: 38			
<b>PITCHER</b>	IP	WLS	BF	H	R	ER	SO	BB	IBB	HBP	BLK	WP	HR	S	P	ERA	WHIP								
David Cone, R (1, 1) ERA: 4.66	8.0	W	33	9	3	2	6	2	0	0	0	0	0	43	51	2.25	1.375								
Roger McDowell, R (9, 1) ERA: 1.93	1.0	S	4	2	1	1	0	0	0	0	0	0	0	4	4	9.00	2.000								

San Francisco Giants @ New York Mets  
Shea Stadium, Flushing, NY  
Sun May 17 1987, 3:33 AM EDT  
Att: 46,744 - Unknown

AB 34  
R 4  
H 11  
RBI 4  
BB 2  
SO 6  
LOB 16



Batter	1	2	3	4	5	6	7	8	9	AB	R	H	RBI	BB	SO	LOB	BOTTOM								
Mookie Wilson, S (1.8) OBP: 0.376, SLG: 0.523	K		K		F8	5-3		K		5	0	0	0	0	3	1									
Roger McDowell, R (9, 1)										0	0	0	0	0	0	0									
Tim Lincecum, R (1.4) OBP: 0.506, SLG: 0.585	BLK S 1B		2B		1B 2B	BB		F8		4	1	3	0	1	0	0									
Keith Hernandez, L (1.3) OBP: 0.383, SLG: 0.430	K		F9		1B 2B	1B		FC5-4 1B		5	1	2	1	0	1	4									
Kevin McReynolds, R (1.7) OBP: 0.356, SLG: 0.496	K			F9	2B 1B	K		FC5-4		5	1	1	0	0	2	3									
Gary Carter, R (1.9) OBP: 0.288, SLG: 0.349		K			1B	HR 2B		1B		4	1	3	2	0	1	0									
Daryl Strawberry, L (9, 9) OBP: 0.340, SLG: 0.558										0	0	0	0	0	0	0									
Bary Lyons, R (1.2) OBP: 0.240, SLG: 0.458	1-3			L7	HR BB			K		3	1	0	0	1	1	2									
Howard Johnson, S (1.5) OBP: 0.333, SLG: 0.449	5-3				1B	HR		F7		4	1	2	3	0	0	1									
Rafael Santana, R (1.6) OBP: 0.292, SLG: 0.306			1B BLK 1B	F3	1B			1B		4	0	3	0	0	0	2									
David Cone, L (1, 1)					1-3					4	0	0	0	0	3	4									
Lenny Dykstra, L (9, 8) OBP: 0.404, SLG: 0.554	K				K			K		0	0	0	0	0	0	0									
<b>Inning Stats</b>	R: 0 E: 0 K: 3 S: 10	H: 1 LOB: 1 BB: 0 P: 10	R: 0 E: 0 K: 1 S: 5	H: 0 LOB: 0 BB: 0 P: 5	R: 0 E: 0 K: 2 S: 9	H: 2 LOB: 2 BB: 0 P: 9	R: 0 E: 0 K: 0 S: 5	H: 2 LOB: 2 BB: 0 P: 5	R: 6 E: 0 K: 1 S: 11	H: 6 LOB: 1 BB: 1 P: 15	R: 0 E: 0 K: 1 S: 5	H: 0 LOB: 1 BB: 1 P: 9	R: 0 E: 0 K: 2 S: 9	H: 2 LOB: 2 BB: 0 P: 9	R: 0 E: 0 K: 1 S: 6	H: 1 LOB: 1 BB: 0 P: 6	1B: 11 2B: 2 3B: 0 HR: 1	SF: 0 SAC: 0 DP: 0 HBP: 0	WP: 0 PB: 0 SB: 1 CS: 0	PA: 40					
<b>PITCHER</b>	IP	WLS	BF	H	R	ER	SO	BB	IBB	HBP	BLK	WP	HR	S	P	ERA	WHIP								
Atlee Hammaker, L (1, 1) ERA: 1.8	4.2	L	22	8	3	3	6	1	0	0	0	0	0	1	5	5.79	1.714								
Greg Minton, R (5, 1) ERA: 4.5	0.0		2	1	0	0	0	1	0	0	0	0	0	1	5	∞	∞								
Mark Davis, L (5, 1) ERA: 4.32	1.1		7	2	3	3	2	1	0	0	0	0	1	10	14	20.25	2.250								
Jim Gott, R (7, 1) ERA: 3.44	2.0		9	3	0	0	3	0	0	0	0	0	0	15	15	0.00	1.500								

San Francisco Giants @ New York Mets  
Shea Stadium, Flushing, NY  
Sun May 17 1987, 3:33 AM EDT  
Att: 46,744 - Unknown

AB 38  
R 6  
H 14  
RBI 6  
BB 2  
SO 11  
LOB 17










Batter	1	2	3	4	5	6	7	8	9	AB	R	H	RBI	BB	SO	LOB	TOP											
Stan Jefferson, S OBP: 0.366, SLG: 0.438	E4 CS		1B 2B				6-3		1B	4	1	2	0	1	0	0	<b>San Diego Padres @ New York Mets</b> Shea Stadium, Flushing, NY Tue May 19 1987, 7:05 PM EDT Att: 20,820 - Unknown											
Joey Cora, S OBP: 0.355, SLG: 0.317	4-3		1B E 1B			1B HR BB	4-3		4-3	4	1	1	1	1	0	4												
Tony Gwynn, L OBP: 0.412, SLG: 0.478	FC6-4 1B		E1 1B			1B HR 1B		E4 G5-4-3		4	1	2	0	0	0	1												
Carmelo Martinez, R OBP: 0.368, SLG: 0.402	FC6-4		1B			HR		G5-4-3		4	1	2	3	0	0	2												
Kevin Mitchell, R OBP: 0.325, SLG: 0.398		G1-6-3 1B	K			6-3		4-3		4	0	1	0	0	1	3												
John Kruk, L OBP: 0.430, SLG: 0.476	G1-6-3			6-3			CS 1B		4-3	4	0	1	0	0	0	1												
Benito Santiago, R OBP: 0.316, SLG: 0.470		K		5-3			K 1-2		K	4	0	0	0	0	3	1												
Garry Templeton, S OBP: 0.268, SLG: 0.246			6-3	6-3					1B S 1B	3	0	0	0	0	0	0												
Marvell Wynne, L OBP: 0.353, SLG: 0.355							G1			1	0	1	0	0	0	0												
Eric Show, R OBP: 0.048, SLG: 0.048			K						1B	3	0	0	0	0	2	0												
Rich Gossage, R OBP: 0.279, SLG: 0.222							6-3		1B 1-2 BB	0	0	0	0	0	0	0												
<b>Inning Stats</b>	R: 0 E: 1 K: 0 S: 4	H: 1 LOB: 1 BB: 0 P: 4	R: 0 E: 0 K: 1 S: 5	H: 1 LOB: 0 BB: 0 P: 5	R: 1 E: 1 K: 2 S: 11	H: 3 LOB: 3 BB: 0 P: 11	R: 0 E: 0 K: 0 S: 3	H: 0 LOB: 0 BB: 0 P: 3	R: 3 E: 0 K: 1 S: 6	H: 2 LOB: 0 BB: 2 P: 14	R: 0 E: 0 K: 0 S: 3	H: 0 LOB: 0 BB: 0 P: 3	R: 0 E: 1 K: 0 S: 3	H: 0 LOB: 0 BB: 0 P: 3	R: 0 E: 0 K: 1 S: 7	H: 2 LOB: 3 BB: 1 P: 11	1B: 8 2B: 1 3B: 0 HR: 1	SF: 0 SAC: 0 DP: 2 HBP: 0	WP: 0 PB: 0 SB: 1 CS: 3	PA: 38								
<b>PITCHER</b>	IP	WLS	BF	H	R	ER	SO	BB	IBB	HBP	BLK	WP	HR	S	P	ERA	WHIP											
John Mitchell, R ERA: 6.0	(1, 1)	6.0	L	26	8	4	4	5	2	0	0	0	0	1	34	42	6.00	1.667										
Roger McDowell, R ERA: 1.17	(7, 1)	3.0	W	12	2	0	0	1	1	0	0	0	0	0	13	17	0.00	1.000										

AB	35
R	4
H	10
RBI	4
BB	3
SO	6
LOB	12



Batter	1	2	3	4	5	6	7	8	9	AB	R	H	RBI	BB	SO	LOB	BOTTOM											
Lenny Dykstra, L OBP: 0.382, SLG: 0.520	4-3	G3		K						5	0	0	0	0	1	0	<b>San Diego Padres @ New York Mets</b> Shea Stadium, Flushing, NY Tue May 19 1987, 7:05 PM EDT Att: 20,820 - Unknown											
Wally Backman, S OBP: 0.294, SLG: 0.289	BB 4-3 1B		2B	4-3 1B				4-3		5	2	3	0	0	0	0												
Keith Hernandez, L OBP: 0.390, SLG: 0.442	4-3		1B 2B	4-3				BB SF9 1B	CS 1B	5	2	3	1	0	0	2												
Kevin McReynolds, R OBP: 0.362, SLG: 0.480	BB BB BB		2B 1B	F3				SF9 BB BB	CS	2	1	1	1	2	0	1												
Darryl Strawberry, L OBP: 0.355, SLG: 0.582	BB 1-2 2-3 BB		1H 2B		K			S BB		2	0	1	1	2	1	0												
Howard Johnson, S OBP: 0.343, SLG: 0.447	4-0 1-2 2-3 3H BB		K		FC4-6 1B			SF9		2	0	1	2	1	1	1												
Barry Lyons, R OBP: 0.212, SLG: 0.355	1-3				F2			F6		3	0	0	0	1	0	6												
Rafael Santana, R OBP: 0.281, SLG: 0.286		4-3	B1		FC4-6				IBB	3	0	0	0	1	0	3												
John Mitchell, R										2	0	0	0	0	0	2												
Lee Mazzilli, S OBP: 0.480, SLG: 0.682		6-3	L4							1	0	0	0	0	0	0												
Roger McDowell, R ERA: 5.4	(7, 1)	2.0	L	8	1	0	0	0	1	1	0	0	0	0	0	3												
<b>Inning Stats</b>	R: 1 E: 0 K: 0 S: 4	H: 1 LOB: 3 BB: 3 P: 16	R: 0 E: 0 K: 0 S: 3	H: 0 LOB: 0 BB: 0 P: 3	R: 3 E: 0 K: 1 S: 9	H: 4 LOB: 2 BB: 1 P: 13	R: 0 E: 0 K: 1 S: 6	H: 1 LOB: 1 BB: 0 P: 6	R: 0 E: 0 K: 0 S: 3	H: 0 LOB: 0 BB: 3 P: 3	R: 1 E: 0 K: 0 S: 4	H: 1 LOB: 3 BB: 3 P: 16	R: 0 E: 0 K: 0 S: 3	H: 1 LOB: 0 BB: 0 P: 3	R: 0 E: 0 K: 0 S: 3	H: 1 LOB: 0 BB: 0 P: 3	1B: 6 2B: 3 3B: 0 HR: 0	SF: 1 SAC: 0 DP: 0 HBP: 0	WP: 0 PB: 0 SB: 1 CS: 1	PA: 40								
<b>PITCHER</b>	IP	WLS	BF	H	R	ER	SO	BB	IBB	HBP	BLK	WP	HR	S	P	ERA	WHIP											
Eric Show, R ERA: 4.92	(1, 1)	6.0	L	31	5	5	3	5	0	0	0	0	0	6	14	0.00	1.000											
Rich Gossage, R ERA: 5.4	(7, 1)	2.0	L	8	1	0	0	0	1	1	0	0	0	0	6	14	0.00	1.000										

AB	31
R	5
H	9
RBI	5
BB	7
SO	3
LOB	18









Batter	1	2	3	4	5	6	7	8	9	AB	R	H	RBI	BB	SO	LOB	TOP										
Steve Sax, R OBP: 0.328, SLG: 0.362 (1, 4)	F8	CS 1B			K		WP BB		4-3	4	0	1	0	1	1	0											
John Shelby, S OBP: 0.243, SLG: 0.265 (1, 8)	BB HR BB	F8			G3		G4-6-3 IBB			2	1	0	0	2	0	1											
Ken Landreaux, L OBP: 0.361, SLG: 0.397 Bill Madlock, R OBP: 0.273, SLG: 0.356 Matt Young, L (7, 1) Tim Leary, R OBP: 0.333, SLG: 0.333 (8, 1)	4-0 HR BB	CS			1B		3-1 G4-6-3			2	1	1	0	1	0	0											
Pedro Guerrero, R OBP: 0.411, SLG: 0.669 (1, 7)	HR				K			F2		4	1	1	3	0	2	0											
Mike Scioscia, L OBP: 0.378, SLG: 0.407 (1, 2)	4-3				F5			FC4-6 BB		2	0	0	0	2	0	0											
Tracy Woodson, R OBP: 0.295, SLG: 0.358 (1, 5)	2B 1B				4-3			FC4-6		4	0	1	0	0	1	2											
Franklin Stubbs, L OBP: 0.318, SLG: 0.469 (1, 3)	1-3 2B				K			G3		3	0	1	0	1	1	1											
Mariano Duncan, R OBP: 0.280, SLG: 0.310 (1, 6)	K				F9			FC1-6 3B		4	1	0	0	0	1	3											
Fernando Valenzuela, L OBP: 0.143, SLG: 0.143 Ralph Bryant, L OBP: 0.455, SLG: 0.667 (7, 9)	L6				G3			3B		2	0	0	0	0	0	0											
<b>Inning Stats</b>	R: 3 E: 0 K: 1 S: 8	H: 3 LOB: 2 BB: 2 P: 16	R: 0 E: 0 K: 0 S: 3	H: 1 LOB: 0 BB: 0 P: 3	R: 0 E: 0 K: 1 S: 5	H: 1 LOB: 0 BB: 0 P: 5	R: 0 E: 0 K: 1 S: 5	H: 0 LOB: 0 BB: 0 P: 5	R: 0 E: 0 K: 2 S: 7	H: 0 LOB: 1 BB: 1 P: 11	R: 1 E: 0 K: 0 S: 3	H: 1 LOB: 2 BB: 3 P: 15	R: 0 E: 0 K: 0 S: 3	H: 0 LOB: 1 BB: 1 P: 7	R: 0 E: 0 K: 1 S: 5	H: 0 LOB: 0 BB: 0 P: 5	1B: 3 2B: 1 3B: 1 HR: 1	SF: 0 SAC: 0 DP: 1 HBP: 0	WP: 1 PB: 0 SB: 0 CS: 1	PA: 38							
<b>PITCHER</b>	IP	WLS	BF	H	R	ER	SO	BB	IBB	HBP	BLK	WP	HR	S	P	ERA	WHIP										
David Cone, R ERA: 4.81 (1, 1)	6.1		28	6	4	4	6	5	0	0	0	0	1	35	55	5.68	1.737										
Gene Walter, L ERA: 4.02 (7, 1)	0.0	1	0	0	0	0	0	0	1	0	0	1	0	0	4	∞	∞										
Terry Leach, R ERA: 2.31 (7, 1)	0.2	W	1	0	0	0	0	0	0	0	0	0	0	1	1	0.00	0.000										
Roger McDowell, R ERA: 0.93 (8, 1)	2.0	S	7	0	0	0	1	1	0	0	0	0	0	8	12	0.00	0.500										

Los Angeles Dodgers @ New York Mets  
Shea Stadium, Flushing, NY  
Fri May 22 1987, 7:05 PM EDT  
Att: 40,885 - Unknown

AB 30  
R 4  
H 6  
RBI 4  
BB 7  
SO 7  
LOB 10



Batter	1	2	3	4	5	6	7	8	9	AB	R	H	RBI	BB	SO	LOB	BOTTOM										
Mookie Wilson, S OBP: 0.388, SLG: 0.553 (1, 8)	K						E1 FC5-4 1B			4	2	3	1	0	1	0											
Tim Lincecum, R OBP: 0.486, SLG: 0.557 (1, 4)	F7				F5		K			4	0	0	0	0	1	3											
Keith Hernandez, L OBP: 0.393, SLG: 0.438 (1, 3)	2B				4-3		HR BB			2	1	1	0	2	0	0											
Kevin Reynolds, R OBP: 0.360, SLG: 0.500 (1, 7)	K				L3		HR BB			4	1	1	3	0	1	2											
Darryl Strawberry, L OBP: 0.369, SLG: 0.597 Roger McDowell, R (8, 1)	K				HR		CS BB			3	1	1	1	1	2	1											
Gary Carter, R OBP: 0.286, SLG: 0.346 (1, 2)	K				4-3		3-1			4	0	1	0	0	1	1											
Howard Johnson, S OBP: 0.351, SLG: 0.473 (1, 5)	1-3				FC6-5 2B		HBP			3	0	1	0	0	0	1											
Rafael Santana, R OBP: 0.279, SLG: 0.293 (1, 6)					K		FC6-5 FC1-6			4	0	0	0	0	2	2											
David Cone, L (1, 1) Gene Walter, L (7, 1) Terry Leach, R (7, 1) Lee Mazzilli, S OBP: 0.500, SLG: 0.696 (7, 9)					K		FC1-6 2B			2	0	0	0	0	1	1											
<b>Inning Stats</b>	R: 0 E: 0 K: 2 S: 8	H: 1 LOB: 1 BB: 0 P: 8	R: 0 E: 0 K: 2 S: 7	H: 0 LOB: 0 BB: 0 P: 7	R: 1 E: 0 K: 2 S: 8	H: 1 LOB: 0 BB: 0 P: 8	R: 1 E: 0 K: 0 S: 4	H: 1 LOB: 0 BB: 0 P: 4	R: 0 E: 0 K: 0 S: 5	H: 2 LOB: 2 BB: 0 P: 5	R: 2 E: 0 K: 1 S: 5	H: 1 LOB: 1 BB: 2 P: 14	R: 2 E: 1 K: 2 S: 9	H: 2 LOB: 1 BB: 1 P: 13	R: 0 E: 0 K: 0 S: 3	H: 1 LOB: 0 BB: 0 P: 3	1B: 3 2B: 3 3B: 0 HR: 3	SF: 0 SAC: 0 DP: 1 HBP: 1	WP: 0 PB: 0 SB: 0 CS: 1	PA: 35							
<b>PITCHER</b>	IP	WLS	BF	H	R	ER	SO	BB	IBB	HBP	BLK	WP	HR	S	P	ERA	WHIP										
Fernando Valenzuela, L ERA: 3.35 (1, 1)	6.0		26	6	4	4	7	2	0	1	0	0	0	9	13	0.00	3.000										
Matt Young, L ERA: 8.22 (7, 1)	1.0	L	6	2	2	0	2	1	0	0	0	0	0	9	13	0.00	3.000										
Tim Lincecum, R ERA: 5.75 (8, 1)	1.0		3	1	0	0	0	0	0	0	0	0	0	3	3	0.00	1.000										

Los Angeles Dodgers @ New York Mets  
Shea Stadium, Flushing, NY  
Fri May 22 1987, 7:05 PM EDT  
Att: 40,885 - Unknown

AB 31  
R 6  
H 9  
RBI 5  
BB 3  
SO 9  
LOB 11






Batter	1	2	3	4	5	6	7	8	9	AB	R	H	RBI	BB	SO	LOB	TOP			
Steve Sax, R OBP: 0.335, SLG: 0.365 (1, 4)										4	1	2	1	1	1	2				
John Shelby, S OBP: 0.238, SLG: 0.256 (1, 8)										5	0	1	0	0	1	6				
Ken Landreaux, L OBP: 0.342, SLG: 0.373 Matt Young, L (8, 1)										4	0	0	0	0	2	2				
Pedro Guerrero, R OBP: 0.420, SLG: 0.711 (1, 7)										3	2	2	3	1	0	1				
Mike Scioscia, L OBP: 0.375, SLG: 0.403 (1, 2)										4	0	1	0	0	0	1				
Franklin Stubbs, L OBP: 0.323, SLG: 0.463 (1, 3)										2	0	0	0	2	1	1				
Tracy Woodson, R OBP: 0.283, SLG: 0.341 (1, 5)										4	1	0	0	0	0	2				
Mariano Duncan, R OBP: 0.279, SLG: 0.314 (1, 6)										4	0	1	0	0	1	2				
Bob Welch, R OBP: 0.125, SLG: 0.125 Reggie Williams, R OBP: 0.259, SLG: 0.136 Ralph Bryant, L OBP: 0.500, SLG: 0.667 (9, PH) (9, 9)										3	0	0	0	0	1	2				
<b>Inning Stats</b>	R: 2 E: 0 K: 1 S: 7	H: 2 LOB: 1 BB: 1 P: 11	R: 0 E: 0 K: 0 S: 3	H: 0 LOB: 0 BB: 0 P: 3	R: 0 E: 1 K: 1 S: 6	H: 1 LOB: 1 BB: 0 P: 6	R: 0 E: 0 K: 0 S: 2	H: 0 LOB: 0 BB: 1 P: 6	R: 0 E: 0 K: 1 S: 4	H: 0 LOB: 1 BB: 0 P: 8	R: 1 E: 1 K: 1 S: 7	H: 1 LOB: 2 BB: 1 P: 11	R: 1 E: 0 K: 0 S: 4	H: 1 LOB: 0 BB: 0 P: 4	R: 0 E: 0 K: 2 S: 8	H: 1 LOB: 2 BB: 1 P: 12	1B: 4 2B: 1 3B: 0 HR: 2	SF: 0 SAC: 0 DP: 0 HBP: 0	WP: 0 PB: 0 SB: 1 CS: 2	PA: 38
<b>PITCHER</b>	IP WLS BF H R ER SO BB IBB HBP BLK WP HR S P ERA WHIP																			
Ron Darling, R ERA: 5.28 Terry Leach, R ERA: 2.22 (1, 1) (9, 1)	8.0 L 33 6 4 3 5 4 0 0 0 0 0 2 39 55 3.38 1.250																			

Los Angeles Dodgers @ New York Mets  
Shea Stadium, Flushing, NY  
Sat May 23 1987, 3:33 AM EDT  
Att: 38,606 - Unknown


AB 33  
R 4  
H 7  
RBI 4  
BB 5  
SO 7  
LOB 19



Batter	1	2	3	4	5	6	7	8	9	AB	R	H	RBI	BB	SO	LOB	BOTTOM					
Lenny Dykstra, L OBP: 0.390, SLG: 0.571 (1, 8)										3	2	2	2	1	1	0						
Wally Backman, S OBP: 0.297, SLG: 0.295 (1, 4)										4	0	1	0	0	2	1						
Keith Hernandez, L OBP: 0.395, SLG: 0.439 (1, 3)										4	0	2	0	0	0	0						
Kevin McReynolds, R OBP: 0.351, SLG: 0.486 (1, 7)										4	0	0	0	0	0	3						
Darryl Strawberry, L OBP: 0.366, SLG: 0.585 Terry Leach, R (9, 1)										3	0	0	0	1	0	2						
Gary Carter, R OBP: 0.285, SLG: 0.343 (1, 2)										4	0	1	0	0	1	1						
Howard Johnson, S OBP: 0.348, SLG: 0.462 (1, 5) (8, 6)										3	0	0	0	1	2	1						
Rafael Santana, R OBP: 0.274, SLG: 0.287 Dave Magadan, L OBP: 0.433, SLG: 0.580 (7, PH) (8, 5)										2	0	0	0	0	1	1						
Ron Darling, R OBP: 0.150, SLG: 0.300 Lee Mazzilli, S OBP: 0.481, SLG: 0.667 (8, PH) (9, 9)										2	0	0	0	0	2	1						
<b>Inning Stats</b>	R: 1 E: 0 K: 1 S: 6	H: 1 LOB: 0 BB: 0 P: 6	R: 0 E: 0 K: 0 S: 2	H: 0 LOB: 1 BB: 1 P: 6	R: 0 E: 0 K: 2 S: 7	H: 0 LOB: 1 BB: 1 P: 11	R: 0 E: 0 K: 0 S: 3	H: 0 LOB: 0 BB: 0 P: 3	R: 0 E: 0 K: 2 S: 7	H: 0 LOB: 1 BB: 1 P: 11	R: 0 E: 0 K: 1 S: 6	H: 1 LOB: 1 BB: 0 P: 6	R: 0 E: 0 K: 2 S: 8	H: 1 LOB: 1 BB: 0 P: 8	R: 1 E: 0 K: 1 S: 8	H: 3 LOB: 2 BB: 0 P: 8	R: 0 E: 0 K: 3 S: 9	H: 0 LOB: 0 BB: 0 P: 9	1B: 4 2B: 0 3B: 0 HR: 2	SF: 0 SAC: 0 DP: 1 HBP: 0	WP: 0 PB: 0 SB: 2 CS: 0	PA: 35
<b>PITCHER</b>	IP WLS BF H R ER SO BB IBB HBP BLK WP HR S P ERA WHIP																					
Bob Welch, R ERA: 3.29 Matt Young, L ERA: 7.41 (1, 1) (8, 1)	7.1 S 29 5 2 2 9 3 0 0 0 0 0 2 44 56 2.46 1.091																					

Los Angeles Dodgers @ New York Mets  
Shea Stadium, Flushing, NY  
Sat May 23 1987, 3:33 AM EDT  
Att: 38,606 - Unknown

AB 32  
R 2  
H 6  
RBI 2  
BB 3  
SO 12  
LOB 11





Batter	1	2	3	4	5	6	7	8	9	AB	R	H	RBI	BB	SO	LOB	TOP								
Steve Sax, R OBP: 0.337, SLG: 0.372 (1,4)	F2		K		2B		SF9 BB	4-3		5	1	2	1	0	1	1									
John Shelby, S OBP: 0.277, SLG: 0.318 (1,8)	CS S		F2		2B		K	BB		5	0	3	2	0	1	3									
Alex Trevino, R OBP: 0.250, SLG: 0.286 (1,2)										2	0	1	0	1	0	1									
Mike Scioscia, L OBP: 0.383, SLG: 0.403 (7, PH)										0	0	0	1	2	0	0									
Pedro Guerrero, R OBP: 0.419, SLG: 0.703 (1,7)										3	0	1	1	1	1	2									
Ken Landreaux, L OBP: 0.342, SLG: 0.373 (9, PH)	K						F9	SF9	2-3-5-6	0	0	0	0	0	0	0									
Mickey Hatcher, R OBP: 0.352, SLG: 0.540 (1,3)										3	0	2	0	0	0	2									
Franklin Stubbs, L OBP: 0.325, SLG: 0.463 (7, PH)										2	0	1	0	0	0	2									
Tracy Woodson, R OBP: 0.289, SLG: 0.344 (1,5)										5	2	2	0	0	3	4									
Reggie Williams, R OBP: 0.160 (1,9)										3	1	1	0	0	0	2									
Ralph Bryant, L OBP: 0.500, SLG: 0.909 (8, PH)	F8									2	1	1	2	0	1	2									
Mariano Duncan, R OBP: 0.277, SLG: 0.311 (1,6)										5	1	1	1	0	0	4									
Orel Hershiser, R OBP: 0.250, SLG: 0.357 (1,1)										3	2	1	0	0	1	1									
Brad Havens, L (8,1)										0	0	0	0	0	0	0									
Ken Howell, R OBP: 1.000, SLG: 1.000 (9,1)										0	0	0	0	0	0	0									
Matt Young, L (9,1)										0	0	0	0	0	0	0									
<b>Inning Stats</b>	R: 0 E: 0 K: 1 S: 5	H: 1 LOB: 2 BB: 1 P: 9	R: 0 E: 0 K: 1 S: 6	H: 1 LOB: 1 BB: 0 P: 6	R: 0 E: 0 K: 1 S: 5	H: 0 LOB: 0 BB: 0 P: 5	R: 0 E: 0 K: 0 S: 2	H: 1 LOB: 1 BB: 1 P: 6	R: 3 E: 0 K: 1 S: 9	H: 4 LOB: 1 BB: 0 P: 9	R: 0 E: 0 K: 1 S: 6	H: 1 LOB: 1 BB: 0 P: 6	R: 2 E: 0 K: 1 S: 8	H: 2 LOB: 2 BB: 1 P: 12	R: 3 E: 1 K: 2 S: 6	H: 4 LOB: 2 BB: 1 P: 10	R: 0 E: 0 K: 2 S: 9	H: 2 LOB: 2 BB: 0 P: 9	1B: 10 2B: 6 3B: 0 HR: 1	SF: 1 SAC: 1 DP: 1 HBP: 0	WP: 0 PB: 0 SB: 1 CS: 2	PA: 44			
<b>PITCHER</b>	IP	WLS	BF	H	R	ER	SO	BB	IBB	HBP	BLK	WP	HR	S	P	ERA	WHIP								
Sid Fernandez, L ERA: 2.44 (1,1)	6.0		25	8	3	3	5	2	0	0	0	0	0	33	41	4.50	1.667								
Roger McDowell, R ERA: 2.53 (7,1)	1.0	L	7	2	2	2	1	1	0	0	0	0	0	8	12	18.00	3.000								
Terry Leach, R ERA: 2.88 (8,1)	0.2		6	4	3	2	0	0	0	0	0	0	1	6	6	27.00	6.000								
Randy Myers, L ERA: 12.96 (8,1)	0.1		2	0	0	0	0	1	0	0	0	0	0	4	4	0.00	3.000								
Jesse Orosco, L ERA: 5.69 (9,1)	1.0		5	2	0	0	2	0	0	0	0	0	0	9	9	0.00	2.000								

Los Angeles Dodgers @ New York Mets  
Shea Stadium, Flushing, NY  
Sun May 24 1987, 3:33 AM EDT  
Att: 42,002 - Unknown

livebaseballscores.com

AB 38  
R 8  
H 16  
RBI 8  
BB 4  
SO 8  
LOB 24




Batter	1	2	3	4	5	6	7	8	9	AB	R	H	RBI	BB	SO	LOB	BOTTOM								
Lenny Dykstra, L OBP: 0.398, SLG: 0.596 (1,8)	5-3			WP	G3					4	1	2	2	1	0	0									
Wally Backman, S OBP: 0.289, SLG: 0.287 (1,4)										3	0	0	0	0	0	0									
Tim Teufel, R OBP: 0.487, SLG: 0.548 (8, PH)	6-3									1	0	0	0	1	1	2									
Keith Hernandez, L OBP: 0.395, SLG: 0.438 (1,3)	F9									5	1	2	0	0	2	4									
Kevin McReynolds, R OBP: 0.465, SLG: 0.640 (1,7)										3	0	0	0	0	0	2									
Roger McDowell, R ERA: 2.53 (7,1)										0	0	0	0	0	0	0									
Terry Leach, R ERA: 2.88 (8,1)										0	0	0	0	0	0	0									
Randy Myers, L ERA: 12.96 (8,1)										1	0	0	0	0	0	2									
Lee Mazzilli, S OBP: 0.465, SLG: 0.640 (8, PH)										0	0	0	0	0	0	0									
Jesse Orosco, R ERA: 5.69 (9,1)										0	0	0	0	0	0	0									
Darryl Strawberry, L OBP: 0.363, SLG: 0.572 (1,9)										3	1	0	0	1	0	0									
Gary Carter, R OBP: 0.297, SLG: 0.364 (1,2)										3	1	2	1	1	0	0									
Howard Johnson, S OBP: 0.340, SLG: 0.449 (1,6)										4	0	0	0	0	2	3									
Dave Magadan, L OBP: 0.322, SLG: 0.556 (1,5)										4	1	1	0	0	1	1									
Sid Fernandez, L OBP: 0.222, SLG: 0.333 (1,1)										2	0	0	0	0	1	0									
Mookie Wilson, S OBP: 0.400, SLG: 0.573 (7,7)										2	1	2	1	0	0	0									
<b>Inning Stats</b>	R: 0 E: 0 K: 0 S: 3	H: 0 LOB: 0 BB: 0 P: 3	R: 0 E: 0 K: 0 S: 3	H: 0 LOB: 0 BB: 0 P: 3	R: 0 E: 0 K: 1 S: 5	H: 0 LOB: 0 BB: 0 P: 5	R: 3 E: 1 K: 0 S: 6	H: 3 LOB: 1 BB: 1 P: 10	R: 0 E: 0 K: 1 S: 5	H: 0 LOB: 0 BB: 0 P: 5	R: 0 E: 0 K: 0 S: 3	H: 1 LOB: 1 BB: 0 P: 3	R: 0 E: 0 K: 1 S: 6	H: 1 LOB: 1 BB: 0 P: 6	R: 0 E: 0 K: 2 S: 8	H: 1 LOB: 2 BB: 1 P: 12	R: 3 E: 0 K: 2 S: 10	H: 3 LOB: 2 BB: 2 P: 18	1B: 5 2B: 2 3B: 2 HR: 0	SF: 0 SAC: 0 DP: 1 HBP: 0	WP: 1 PB: 0 SB: 2 CS: 0	PA: 39			
<b>PITCHER</b>	IP	WLS	BF	H	R	ER	SO	BB	IBB	HBP	BLK	WP	HR	S	P	ERA	WHIP								
Orel Hershiser, R ERA: 3.24 (1,1)	7.0		27	6	3	2	3	1	0	0	0	0	0	32	36	2.57	1.000								
Brad Havens, L ERA: 16.2 (8,1)	1.2		10	3	3	3	3	2	0	0	0	0	0	14	22	16.20	3.000								
Ken Howell, R ERA: 5.19 (9,1)	0.0		1	0	0	0	0	1	0	0	0	0	0	4	4	∞	∞								
Matt Young, L ERA: 7.27 (9,1)	0.1	S	1	0	0	0	1	0	0	0	0	0	0	3	3	0.00	0.000								

Los Angeles Dodgers @ New York Mets  
Shea Stadium, Flushing, NY  
Sun May 24 1987, 3:33 AM EDT  
Att: 42,002 - Unknown

livebaseballscores.com

AB 35  
R 6  
H 9  
RBI 4  
BB 4  
SO 7  
LOB 14





Batter	1	2	3	4	5	6	7	8	9	AB	R	H	RBI	BB	SO	LOB	TOP				
Mookie Wilson, S OBP: 0.404, SLG: 0.590 Doug Sisk, R (6, 1)	0-0 1B	0-0 F8		0-0 F8		0-0 3B		0-0 FC3-6 1B		4	1	2	2	0	0	0	<b>New York Mets @ San Francisco Giants</b> Candlestick Park, San Francisco, CA Mon May 25 1987, 6:33 AM EDT Att: 42,266 - Unknown				
Lee Mazzilli, S OBP: 0.448, SLG: 0.615 Roger McDowell, R (8, 1)	1B					2-H 3-H		1-2 2-3		0	0	0	0	0	0	0					
Jesse Orosco, R (9, 1)	1B									0	0	0	0	0	0	0					
Wally Backman, S OBP: 0.303, SLG: 0.301 (1, 4)	0-0 1B	0-0 F7			0-0 1B			0-0 1B		5	2	3	1	0	1	0					
Keith Hernandez, L OBP: 0.407, SLG: 0.446 (1, 3)	0-0 E9	4-0			0-0 1B			0-0 5-3		4	1	3	1	1	0	2					
Kevin McReynolds, R OBP: 0.333, SLG: 0.459 (1, 7)	0-0 5-3	0-0 F6			0-0 1B			0-0 5-3		5	0	0	0	0	0	4					
Darryl Strawberry, L OBP: 0.370, SLG: 0.565 (1, 9)	4-0 2B			0-3 K		4-0 BB		4-0 K		2	1	0	0	3	2	0					
Gary Carter, R OBP: 0.286, SLG: 0.352 (1, 2)	0-0 L6			0-0 F4		0-0 F8		0-0 G6-4-3		5	0	0	0	0	0	5					
Dave Magadan, L OBP: 0.312, SLG: 0.526 (1, 5)	4-0 2B			0-3 K		0-0 F7		0-0 3-1		3	0	0	0	1	1	0					
Rafael Santana, R OBP: 0.291, SLG: 0.314 (1, 6)	0-0 2B			0-0 6-3		0-0 2B		0-0 FC3-6 1B		4	2	3	2	0	0	0					
John Mitchell, R (1, 1)	0-0 4-3			0-3 K		0-0 3B		0-0 FC3-6 1B		1	0	0	0	0	0	2					
Terry Leach, R (3, 1)						1-3 3B				1	0	0	0	0	1	0					
Lenny Dykstra, L OBP: 0.408, SLG: 0.613 (6, 8)						1-3 3B				2	1	2	0	0	0	0					
<b>Inning Stats</b>	R: 4 E: 1 K: 0 S: 7	H: 4 LOB: 2 BB: 2 P: 15	R: 0 E: 0 K: 0 S: 3	H: 0 LOB: 1 BB: 1 P: 7	R: 0 E: 0 K: 2 S: 7	H: 0 LOB: 0 BB: 0 P: 7	R: 0 E: 0 K: 1 S: 5	H: 0 LOB: 0 BB: 0 P: 5	R: 1 E: 0 K: 0 S: 4	H: 2 LOB: 1 BB: 1 P: 8	R: 2 E: 0 K: 1 S: 7	H: 3 LOB: 0 BB: 0 P: 7	R: 0 E: 0 K: 1 S: 6	H: 1 LOB: 1 BB: 1 P: 7	R: 1 E: 0 K: 0 S: 6	H: 3 LOB: 2 BB: 0 P: 6	R: 0 E: 0 K: 1 S: 5	H: 0 LOB: 0 BB: 0 P: 5	1B: 10 2B: 2 3B: 1 HR: 0	SF: 0 SAC: 0 DP: 2 HBP: 0	WP: 0 PA: 42 PB: 0 SB: 0 CS: 0
<b>PITCHER</b>	IP WLS BF H R ER SO BB IBB HBP BLK WP HR S P ERA WHIP	IP WLS BF H R ER SO BB IBB HBP BLK WP HR S P ERA WHIP																			
Mike Krukow, R ERA: 6.37 (1, 1)	0.2	8	4	4	0	0	1	1	0	0	0	0	0	0	0	14	54.00	7.500			
Mark Grant, R ERA: 3.35 (1, 1)	4.2	L	19	4	3	3	3	2	0	0	0	0	0	0	23	31	5.79	1.286			
Greg Minton, R ERA: 3.47 (6, 1)	2.1		5	1	1	1	1	0	0	0	0	0	0	12	16	3.86	2.571				
Mark Davis, L ERA: 4.81 (8, 1)	1.1		4	0	0	1	0	0	0	0	0	0	0	6	6	0.00	0.000				

Batter	1	2	3	4	5	6	7	8	9	AB	R	H	RBI	BB	SO	LOB	BOTTOM				
Jose Uribe, S OBP: 0.386, SLG: 0.463 (1, 6)	0-3 K2-3	0-0 4-3		0-0 L1		0-0 3-1			4-0 2B	4	1	0	0	1	1	1	<b>New York Mets @ San Francisco Giants</b> Candlestick Park, San Francisco, CA Mon May 25 1987, 6:33 AM EDT Att: 42,266 - Unknown				
Mike Aldrete, L OBP: 0.405, SLG: 0.408 (1, 8)	4-0 1B	0-0 3-1		0-0 3-1			0-0 G3	0-3 K		4	1	0	0	1	1	2					
Jeffrey Leonard, R OBP: 0.397, SLG: 0.709 (1, 7)	0-0 2B			0-0 6-3		0-0 1B		0-0 K		5	2	3	0	0	1	0					
Candy Maldonado, R OBP: 0.392, SLG: 0.569 (1, 9)	0-0 F8			0-3 K		0-3 K		0-0 1B		5	1	2	2	0	2	3					
Will Clark, L OBP: 0.348, SLG: 0.519 (1, 3)	0-0			0-0		0-0		0-0		4	1	3	0	0	0	1					
Mark Davis, L OBP: 0.200, SLG: 0.400 Joel Youngblood, R OBP: 0.316, SLG: 0.333 (8, 1)	2B			WP		FC4-6		G3		0	0	0	0	0	0	0					
Bob Brenly, R OBP: 0.342, SLG: 0.365 Greg Minton, S (6, 1)	0-0 1B			0-0 1B		0-3 K		0-0 1B		3	1	2	3	0	1	2					
Harry Spilman, L OBP: 0.370, SLG: 0.458 (8, 3)	0-0			0-0		0-0		0-0		0	0	0	0	0	0	0					
Mark Wasinger, R OBP: 0.324, SLG: 0.469 (9, PR)	1-3 2B			1-H		0-0		0-0		2	0	2	0	0	0	0					
Robby Thompson, R OBP: 0.356, SLG: 0.443 (1, 4)	0-0 1-3			0-0		FC4-6		0-0 6-3		5	0	2	2	0	0	5					
Matt Williams, R OBP: 0.234, SLG: 0.290 Chili Davis, S OBP: 0.330, SLG: 0.400 (8, PH)		4-3 SH5-4		0-0 4-3		0-0 F8		0-3 K		3	0	1	0	0	0	1					
Mike Krukow, R OBP: 0.200, SLG: 0.214 Mark Grant, R (1, 1)		0-0 SH5-4				0-3 K		0-0 1-3		0	0	0	0	0	0	0					
Bob Melvin, R OBP: 0.326, SLG: 0.508 (6, 2)				0-0 6-3						1	0	0	0	0	0	0					
<b>Inning Stats</b>	R: 2 E: 0 K: 1 S: 8	H: 3 LOB: 1 BB: 1 P: 12	R: 0 E: 0 K: 0 S: 4	H: 1 LOB: 0 BB: 0 P: 4	R: 2 E: 0 K: 1 S: 8	H: 3 LOB: 1 BB: 0 P: 8	R: 0 E: 0 K: 0 S: 3	H: 0 LOB: 0 BB: 0 P: 3	R: 0 E: 0 K: 2 S: 9	H: 2 LOB: 2 BB: 0 P: 9	R: 0 E: 0 K: 1 S: 5	H: 0 LOB: 0 BB: 0 P: 5	R: 0 E: 0 K: 1 S: 6	H: 1 LOB: 1 BB: 0 P: 6	R: 0 E: 0 K: 1 S: 6	H: 1 LOB: 1 BB: 0 P: 6	R: 3 E: 0 K: 2 S: 11	H: 4 LOB: 2 BB: 1 P: 15	1B: 10 2B: 5 3B: 0 HR: 0	SF: 0 SAC: 1 DP: 0 HBP: 0	WP: 1 PA: 44 PB: 0 SB: 1 CS: 0
<b>PITCHER</b>	IP WLS BF H R ER SO BB IBB HBP BLK WP HR S P ERA WHIP	IP WLS BF H R ER SO BB IBB HBP BLK WP HR S P ERA WHIP																			
John Mitchell, R ERA: 7.36 (1, 1)	2.2		16	7	4	4	2	1	0	0	0	0	0	0	19	23	13.50	3.000			
Terry Leach, R ERA: 2.63 (3, 1)	2.1	W	9	2	0	0	2	0	0	0	0	0	0	13	13	0.00	0.857				
Doug Sisk, R ERA: 4.22 (6, 1)	2.0		7	1	0	0	2	0	0	0	0	0	0	11	11	0.00	0.500				
Roger McDowell, R ERA: 4.38 (8, 1)	1.2		11	5	3	3	2	1	0	0	0	0	0	14	18	16.20	3.600				
Jesse Orosco, L ERA: 5.59 (9, 1)	0.1	S	1	0	0	0	1	0	0	0	0	0	0	3	3	0.00	0.000				





Batter	1	2	3	4	5	6	7	8	9	AB	R	H	RBI	BB	SO	LOB	TOP					
Lenny Dykstra, L OBP: 0.403, SLG: 0.609 Doug Sisk, R (7, 1) Jesse Orosco, R (8, 1)	0-3 K		0-0 F5		0-0 2B		0-3 K		0-3 K2-3	4	0	1	1	0	2	1	<b>New York Mets @ San Francisco Giants</b> Candlestick Park, San Francisco, CA Tue May 26 1987, 10:05 PM EDT Att: 23,988 - Unknown					
Wally Backman, S OBP: 0.290, SLG: 0.288	0-0 6-3		0-0 6-3		0-0 F7		0-0 6-3		0-3 K	5	0	0	0	0	1	2						
Keith Hernandez, L OBP: 0.403, SLG: 0.441	0-3 K		0-3 K		0-0 F7				0-0 1B WP 1B	4	1	1	0	0	2	1						
Darryl Strawberry, L OBP: 0.384, SLG: 0.568		0-0 2B 1B		4-0 E S BB		4-0 4-3 S BB			4-0 WP 1B WP BB	1	1	1	0	3	0	0						
Mookie Wilson, S OBP: 0.407, SLG: 0.596		0-0 1B		0-0 6-3		0-0 F6			0-0 WP WP 1B	4	0	2	0	0	0	2						
Howard Johnson, S OBP: 0.331, SLG: 0.436		0-3 K		0-0 F5		0-0 4-3			0-3 K2-3	4	0	0	0	0	2	6						
Barry Lyons, R OBP: 0.189, SLG: 0.314		0-3 K		0-0 G3		0-0 F9			0-3 K	4	0	0	0	0	2	6						
Rafael Santana, R OBP: 0.307, SLG: 0.333		4-0 FC5-4 IBB		0-0 2B 1B		0-0 F8			0-3 K	3	1	2	0	1	1	1						
Jeff Innis, R (1, 1) Dave Magadan, L (5, PH) Randy Myers, L (5, 1) Lee Mazzilli, S OBP: 0.419, SLG: 0.571 (7, 7)	0-0 FC5-4		0-0 F7		0-0 F7		0-0 F8		0-0 G3	1	0	0	0	0	0	3						
<b>Inning Stats</b>	R: 0 E: 0 K: 2 S: 7	H: 0 LOB: 0 BB: 0 P: 7	R: 0 E: 0 K: 2 S: 9	H: 2 LOB: 3 BB: 1 P: 13	R: 0 E: 0 K: 1 S: 5	H: 0 LOB: 1 BB: 0 P: 5	R: 0 E: 0 K: 0 S: 3	H: 0 LOB: 1 BB: 1 P: 7	R: 1 E: 0 K: 0 S: 5	H: 2 LOB: 1 BB: 0 P: 5	R: 0 E: 0 K: 0 S: 3	H: 0 LOB: 1 BB: 1 P: 7	R: 0 E: 0 K: 1 S: 6	H: 1 LOB: 1 BB: 0 P: 6	R: 2 E: 0 K: 3 S: 11	H: 2 LOB: 1 BB: 1 P: 15		R: 0 E: 0 K: 2 S: 7	H: 0 LOB: 0 BB: 0 P: 7	1B: 4 2B: 3 3B: 0 HR: 0	SF: 0 SAC: 0 DP: 0 HBP: 0	WP: 2 PB: 0 SB: 2 CS: 0
<b>PITCHER</b>	IP WLS BF H R ER SO BB IBB HBP BLK WP HR S P ERA WHIP	IP WLS BF H R ER SO BB IBB HBP BLK WP HR S P ERA WHIP	IP WLS BF H R ER SO BB IBB HBP BLK WP HR S P ERA WHIP	IP WLS BF H R ER SO BB IBB HBP BLK WP HR S P ERA WHIP	IP WLS BF H R ER SO BB IBB HBP BLK WP HR S P ERA WHIP	IP WLS BF H R ER SO BB IBB HBP BLK WP HR S P ERA WHIP	IP WLS BF H R ER SO BB IBB HBP BLK WP HR S P ERA WHIP	IP WLS BF H R ER SO BB IBB HBP BLK WP HR S P ERA WHIP	IP WLS BF H R ER SO BB IBB HBP BLK WP HR S P ERA WHIP	IP WLS BF H R ER SO BB IBB HBP BLK WP HR S P ERA WHIP	IP WLS BF H R ER SO BB IBB HBP BLK WP HR S P ERA WHIP	IP WLS BF H R ER SO BB IBB HBP BLK WP HR S P ERA WHIP	IP WLS BF H R ER SO BB IBB HBP BLK WP HR S P ERA WHIP	IP WLS BF H R ER SO BB IBB HBP BLK WP HR S P ERA WHIP	IP WLS BF H R ER SO BB IBB HBP BLK WP HR S P ERA WHIP	IP WLS BF H R ER SO BB IBB HBP BLK WP HR S P ERA WHIP						

AB	34
R	3
H	7
RBI	1
BB	4
SO	11
LOB	24



Batter	1	2	3	4	5	6	7	8	9	AB	R	H	RBI	BB	SO	LOB	BOTTOM					
Jose Uribe, S OBP: 0.354, SLG: 0.422 Bob Melvin, R (9, PH) OBP: 0.323, SLG: 0.504	0-0 4-3		0-0 6-3		0-0 F7		0-0 F8		0-0 F9	4	0	0	0	0	0	2	<b>New York Mets @ San Francisco Giants</b> Candlestick Park, San Francisco, CA Tue May 26 1987, 10:05 PM EDT Att: 23,988 - Unknown					
Chili Davis, S OBP: 0.332, SLG: 0.406	0-0 S 1B		0-0 1B 2B		0-0 6-3		0-0 4-3		0-0 F8	5	1	2	0	0	0	0						
Jeffrey Leonard, R OBP: 0.399, SLG: 0.704	0-0 F7		0-0 S 1B		0-0 E1		0-0 1B			4	0	2	1	0	0	1						
Candy Maldonado, R OBP: 0.384, SLG: 0.556	0-0 5-3		0-3 K		0-3 K		0-0 6-3			4	0	0	0	0	2	4						
Willi Clark, L OBP: 0.352, SLG: 0.549		0-0 3-1 2B		0-0 HR		0-0 F8		0-3 K		4	1	2	1	0	1	1						
Bob Brenly, R OBP: 0.338, SLG: 0.348		0-0 F8		0-0 F8		4-0 BB		0-0 F7		3	0	0	0	1	0	1						
Robby Thompson, R OBP: 0.351, SLG: 0.434		0-0 3-1		0-3 K		0-3 K		0-0 FC6-4 1B		4	0	1	0	0	2	2						
Matt Williams, R OBP: 0.236, SLG: 0.291 Chris Speier, R OBP: 0.390, SLG: 0.464 (9, 5)	0-0 F9		0-0 1B 1B		0-0 1B 1B		0-0 F8		0-0 FC6-4	3	0	1	0	0	0	2						
Kelly Downs, R OBP: 0.105, SLG: 0.105 Joel Youngblood, R (6, PH) OBP: 0.300, SLG: 0.316 Jeff Robinson, R OBP: 0.167, SLG: 0.167 Scott Garrelts, R OBP: 0.143, SLG: 0.143 Mike Aldrete, L OBP: 0.400, SLG: 0.403 (8, 9)	0-0 K		0-3 K		0-0 1B		0-0 F9		0-0 6-3	2	0	1	0	0	1	0						
<b>Inning Stats</b>	R: 0 E: 0 K: 0 S: 4	H: 1 LOB: 1 BB: 0 P: 4	R: 0 E: 0 K: 0 S: 4	H: 1 LOB: 1 BB: 0 P: 4	R: 1 E: 0 K: 2 S: 9	H: 2 LOB: 1 BB: 0 P: 9	R: 1 E: 0 K: 1 S: 8	H: 3 LOB: 2 BB: 0 P: 8	R: 0 E: 1 K: 1 S: 6	H: 0 LOB: 1 BB: 0 P: 6	R: 0 E: 0 K: 1 S: 5	H: 0 LOB: 1 BB: 1 P: 9	R: 0 E: 0 K: 0 S: 4	H: 1 LOB: 1 BB: 0 P: 4	R: 0 E: 0 K: 1 S: 6	H: 1 LOB: 1 BB: 0 P: 6		R: 0 E: 0 K: 0 S: 3	H: 0 LOB: 0 BB: 0 P: 3	1B: 6 2B: 2 3B: 0 HR: 1	SF: 0 SAC: 0 DP: 0 HBP: 0	WP: 0 PB: 0 SB: 2 CS: 0
<b>PITCHER</b>	IP WLS BF H R ER SO BB IBB HBP BLK WP HR S P ERA WHIP	IP WLS BF H R ER SO BB IBB HBP BLK WP HR S P ERA WHIP	IP WLS BF H R ER SO BB IBB HBP BLK WP HR S P ERA WHIP	IP WLS BF H R ER SO BB IBB HBP BLK WP HR S P ERA WHIP	IP WLS BF H R ER SO BB IBB HBP BLK WP HR S P ERA WHIP	IP WLS BF H R ER SO BB IBB HBP BLK WP HR S P ERA WHIP	IP WLS BF H R ER SO BB IBB HBP BLK WP HR S P ERA WHIP	IP WLS BF H R ER SO BB IBB HBP BLK WP HR S P ERA WHIP	IP WLS BF H R ER SO BB IBB HBP BLK WP HR S P ERA WHIP	IP WLS BF H R ER SO BB IBB HBP BLK WP HR S P ERA WHIP	IP WLS BF H R ER SO BB IBB HBP BLK WP HR S P ERA WHIP	IP WLS BF H R ER SO BB IBB HBP BLK WP HR S P ERA WHIP	IP WLS BF H R ER SO BB IBB HBP BLK WP HR S P ERA WHIP	IP WLS BF H R ER SO BB IBB HBP BLK WP HR S P ERA WHIP	IP WLS BF H R ER SO BB IBB HBP BLK WP HR S P ERA WHIP	IP WLS BF H R ER SO BB IBB HBP BLK WP HR S P ERA WHIP						

AB	37
R	2
H	9
RBI	2
BB	1
SO	6
LOB	15






Batter	1	2	3	4	5	6	7	8	9	AB	R	H	RBI	BB	SO	LOB	TOP										
Mookie Wilson, S OBP: 0.398, SLG: 0.574 (1, 8)										4	0	0	0	1	3	4	<b>New York Mets @ San Francisco Giants</b> Candlestick Park, San Francisco, CA Wed May 27 1987, 6:33 AM EDT Att: 19,455 - Unknown										
Tim Lincecum, R OBP: 0.475, SLG: 0.530 (1, 4)										4	0	1	0	0	0	2											
Keith Hernandez, L OBP: 0.411, SLG: 0.455 (1, 3)										4	1	3	0	0	1	0											
Kevin McReynolds, R OBP: 0.325, SLG: 0.447 (1, 7)										4	0	0	0	0	0	4											
Darryl Strawberry, L OBP: 0.392, SLG: 0.609 (1, 9)										3	2	2	3	1	0	0											
Gary Carter, R OBP: 0.287, SLG: 0.369 (1, 2)										4	1	1	1	0	1	1											
Howard Johnson, S OBP: 0.329, SLG: 0.431 (1, 5)										4	0	1	0	0	0	0											
Rafael Santana, R OBP: 0.305, SLG: 0.330 (1, 6)										4	0	1	0	0	0	1											
David Cone, L (1, 1)										1	0	0	0	0	0	0											
Terry Leach, R (5, 1)										0	0	0	0	0	0	0											
Lee Mazzilli, S OBP: 0.438, SLG: 0.571 (7, PH)										0	0	0	0	0	1	0											
Roger McDowell, R OBP: 0.500, SLG: 1.000 (7, 1)										1	0	1	0	0	0	0											
Jesse Orosco, L (9, 1)										0	0	0	0	0	0	0											
<b>Inning Stats</b>	R: 0 E: 0 K: 1 S: 6	H: 2 LOB: 1 BB: 0 P: 6	R: 0 E: 0 K: 1 S: 5	H: 0 LOB: 0 BB: 0 P: 5	R: 0 E: 0 K: 0 S: 2	H: 0 LOB: 0 BB: 1 P: 6	R: 2 E: 0 K: 0 S: 5	H: 2 LOB: 0 BB: 0 P: 5	R: 0 E: 0 K: 0 S: 4	H: 1 LOB: 2 BB: 0 P: 5	R: 0 E: 0 K: 0 S: 3	H: 1 LOB: 1 BB: 1 P: 7	R: 0 E: 0 K: 1 S: 5	H: 1 LOB: 1 BB: 1 P: 9	R: 0 E: 0 K: 1 S: 5	H: 0 LOB: 0 BB: 0 P: 5	R: 2 E: 0 K: 1 S: 8	H: 3 LOB: 1 BB: 0 P: 8	1B: 5 2B: 2 3B: 0 HR: 3	SF: 0 SAC: 0 DP: 2 HBP: 1	WP: 0 PB: 0 SB: 1 CS: 2	PA: 38					
<b>PITCHER</b>	IP	WLS	BF	H	R	ER	SO	BB	IBB	HBP	BLK	WP	HR	S	P	ERA	WHIP										
Atee Hammaker, L ERA: 1.86 (1, 1)	8.0		31	7	2	2	4	3	0	1	0	0	1	35	48	2.25	1.250										
Mark Davis, L ERA: 5.02 (9, 1)	0.0		1	1	1	1	0	0	0	0	0	0	1	1	1	∞	∞										
Jeff Robinson, R ERA: 3.18 (9, 1)	0.2	L	4	2	1	1	0	0	0	0	0	0	1	4	4	13.50	3.000										
Scott Garrelts, R ERA: 2.85 (9, 1)	0.1		1	0	0	0	1	0	0	0	0	0	0	3	3	0.00	0.000										

Batter	1	2	3	4	5	6	7	8	9	AB	R	H	RBI	BB	SO	LOB	BOTTOM										
Jose Uribe, S OBP: 0.360, SLG: 0.426 (1, 6)										2	0	1	0	0	0	0	<b>New York Mets @ San Francisco Giants</b> Candlestick Park, San Francisco, CA Wed May 27 1987, 6:33 AM EDT Att: 19,455 - Unknown										
Matt Williams, R OBP: 0.234, SLG: 0.289 (3, FR)										1	0	0	0	0	0	0											
Harry Spilman, L OBP: 0.370, SLG: 0.458 (9, PH)										0	0	0	0	0	0	0											
Joel Youngblood, R OBP: 0.269, SLG: 0.300 (9, PH)										1	0	0	0	0	1	1											
Chili Davis, S OBP: 0.325, SLG: 0.397 (1, 8)										4	0	0	0	0	2	2											
Jeffrey Leonard, R OBP: 0.401, SLG: 0.703 (1, 7)										3	1	1	1	1	0	0											
Candy Maldonado, R OBP: 0.381, SLG: 0.549 (1, 9)										4	0	1	1	0	2	2											
Will Clark, L OBP: 0.349, SLG: 0.537 (1, 3)										3	0	0	0	0	1	2											
Bob Brenly, R OBP: 0.346, SLG: 0.338 (1, 2)										2	1	0	0	2	1	2											
Mark Davis, L OBP: 0.200, SLG: 0.400 (9, 1)										0	0	0	0	0	0	0											
Jeff Robinson, R OBP: 0.167, SLG: 0.167 (9, 1)										0	0	0	0	0	0	0											
Scott Garrelts, R OBP: 0.143, SLG: 0.143 (9, 1)										0	0	0	0	0	0	0											
Robby Thompson, R OBP: 0.357, SLG: 0.437 (1, 4)										4	0	2	1	0	0	1											
Chris Speier, R OBP: 0.388, SLG: 0.453 (1, 5)										2	0	0	0	1	0	1											
Atee Hammaker, S OBP: 0.182, SLG: 0.182 (1, 1)										2	0	0	0	0	1	2											
Mike Aldrete, L OBP: 0.407, SLG: 0.411 (8, PH)										1	1	1	0	0	0	0											
Bob Melvin, R OBP: 0.321, SLG: 0.500 (9, 2)										1	0	0	0	0	0	1											
<b>Inning Stats</b>	R: 0 E: 0 K: 1 S: 5	H: 0 LOB: 0 BB: 0 P: 5	R: 1 E: 0 K: 2 S: 8	H: 1 LOB: 2 BB: 2 P: 16	R: 0 E: 0 K: 0 S: 4	H: 1 LOB: 2 BB: 1 P: 8	R: 0 E: 0 K: 0 S: 2	H: 0 LOB: 0 BB: 1 P: 6	R: 0 E: 0 K: 1 S: 5	H: 0 LOB: 0 BB: 0 P: 5	R: 0 E: 0 K: 0 S: 3	H: 0 LOB: 0 BB: 0 P: 3	R: 2 E: 0 K: 2 S: 10	H: 3 LOB: 2 BB: 0 P: 11	R: 0 E: 0 K: 1 S: 6	H: 1 LOB: 1 BB: 0 P: 6	1B: 5 2B: 1 3B: 0 HR: 0	SF: 0 SAC: 2 DP: 0 HBP: 1	WP: 0 PB: 0 SB: 2 CS: 1	PA: 37							
<b>PITCHER</b>	IP	WLS	BF	H	R	ER	SO	BB	IBB	HBP	BLK	WP	HR	S	P	ERA	WHIP										
David Cone, R ERA: 4.6 (1, 1)	4.0		17	2	1	1	3	4	0	0	0	0	0	19	35	2.25	1.500										
Terry Leach, R ERA: 2.45 (5, 1)	2.0		6	0	0	0	2	0	0	0	0	0	0	10	10	0.00	0.000										
Roger McDowell, R ERA: 4.8 (7, 1)	2.2	W	13	4	2	2	2	0	0	1	0	0	0	16	17	6.75	1.500										
Jesse Orosco, L ERA: 4.98 (9, 1)	0.1	S	1	0	0	0	1	0	0	0	0	0	0	3	3	0.00	0.000										

AB	33
R	4
H	10
RBI	4
BB	3
SO	5
LOB	12



AB	30
R	3
H	6
RBI	3
BB	4
SO	8
LOB	14





Batter	1	2	3	4	5	6	7	8	9	AB	R	H	RBI	BB	SO	LOB	TOP					
Mookie Wilson, S OBP: 0.407, SLG: 0.598 (1, 8)										4	1	2	0	1	0	1	<b>New York Mets @ San Diego Padres</b> Jack Murphy Stadium, San Diego, CA Fri May 29 1987, 10:05 PM EDT Att: 19,330 - Unknown					
Tim Lincecum, R OBP: 0.482, SLG: 0.507 Terry Leach, R (6, 1)										3	0	0	1	0	1	1						
Randy Myers, L (7, 1)										0	0	0	0	0	0	0						
Dave Magadan, L OBP: 0.314, SLG: 0.525 (7, 5)										5	1	1	1	0	0	3						
Keith Hernandez, L OBP: 0.405, SLG: 0.465 (1, 3)										5	0	2	0	0	1	3						
Darryl Strawberry, L OBP: 0.392, SLG: 0.619 (1, 9)										4	1	1	1	1	2	1						
Gary Carter, R OBP: 0.296, SLG: 0.388 (1, 2)										3	1	1	1	2	1	1						
Howard Johnson, S OBP: 0.327, SLG: 0.422 Roger McDowell, R OBP: 0.333, SLG: 0.667 (1, 5) (7, 1)										3	0	0	0	1	1	4						
Rafael Santana, R OBP: 0.311, SLG: 0.357 (1, 6)										3	1	1	1	1	0	2						
Ron Darling, R OBP: 0.182, SLG: 0.286 Jeff Innis, R (5, 1)										1	0	0	0	1	0	2						
Wally Backman, S OBP: 0.286, SLG: 0.283 (6, PH) (6, 4)										2	0	0	0	0	1	0						
<b>Inning Stats</b>	R: 1 E: 0 K: 1 S: 6	H: 1 LOB: 0 BB: 0 P: 6	R: 0 E: 0 K: 2 S: 7	H: 0 LOB: 2 BB: 2 P: 15	R: 0 E: 0 K: 1 S: 6	H: 1 LOB: 1 BB: 0 P: 6	R: 2 E: 0 K: 0 S: 5	H: 2 LOB: 1 BB: 1 P: 9	R: 0 E: 0 K: 0 S: 4	H: 1 LOB: 3 BB: 0 P: 12	R: 1 E: 0 K: 1 S: 7	H: 2 LOB: 2 BB: 1 P: 11	R: 0 E: 0 K: 1 S: 6	H: 1 LOB: 2 BB: 1 P: 10	R: 0 E: 0 K: 2 S: 7	H: 0 LOB: 0 BB: 0 P: 7	1B: 2 2B: 2 3B: 1 HR: 4	SF: 1 SAC: 0 DP: 0 HBP: 0	WP: 1 PB: 1 SB: 1 CS: 0	PA: 43		
<b>PITCHER</b>	IP WLS BF H R ER SO BB IBB HBP BLK WP HR S P ERA WHIP	IP WLS BF H R ER SO BB IBB HBP BLK WP HR S P ERA WHIP	IP WLS BF H R ER SO BB IBB HBP BLK WP HR S P ERA WHIP	IP WLS BF H R ER SO BB IBB HBP BLK WP HR S P ERA WHIP	IP WLS BF H R ER SO BB IBB HBP BLK WP HR S P ERA WHIP	IP WLS BF H R ER SO BB IBB HBP BLK WP HR S P ERA WHIP	IP WLS BF H R ER SO BB IBB HBP BLK WP HR S P ERA WHIP	IP WLS BF H R ER SO BB IBB HBP BLK WP HR S P ERA WHIP	IP WLS BF H R ER SO BB IBB HBP BLK WP HR S P ERA WHIP	IP WLS BF H R ER SO BB IBB HBP BLK WP HR S P ERA WHIP	IP WLS BF H R ER SO BB IBB HBP BLK WP HR S P ERA WHIP	IP WLS BF H R ER SO BB IBB HBP BLK WP HR S P ERA WHIP	IP WLS BF H R ER SO BB IBB HBP BLK WP HR S P ERA WHIP	IP WLS BF H R ER SO BB IBB HBP BLK WP HR S P ERA WHIP	IP WLS BF H R ER SO BB IBB HBP BLK WP HR S P ERA WHIP	IP WLS BF H R ER SO BB IBB HBP BLK WP HR S P ERA WHIP	IP WLS BF H R ER SO BB IBB HBP BLK WP HR S P ERA WHIP	IP WLS BF H R ER SO BB IBB HBP BLK WP HR S P ERA WHIP	IP WLS BF H R ER SO BB IBB HBP BLK WP HR S P ERA WHIP	IP WLS BF H R ER SO BB IBB HBP BLK WP HR S P ERA WHIP	IP WLS BF H R ER SO BB IBB HBP BLK WP HR S P ERA WHIP	IP WLS BF H R ER SO BB IBB HBP BLK WP HR S P ERA WHIP
Dave Dravecky, L ERA: 4.54 (1, 1)	4.0	19	4	3	3	4	3	0	0	0	0	0	0	0	2	24	36	6.75	1.750			
Storm Davis, R ERA: 6.19 (5, 1)	2.0	10	2	1	1	0	1	1	0	0	1	1	8	16	4.50	1.500						
Craig Lefferts, L ERA: 4.21 (7, 1)	0.1	L	3	2	1	1	0	0	0	0	0	1	3	3	27.00	6.000						
Lance McCullers, R ERA: 5.02 (7, 1)	1.2	8	1	0	0	2	1	1	0	0	0	0	10	18	0.00	1.200						
Rich Gossage, R ERA: 4.5 (9, 1)	1.0	3	0	0	0	2	0	0	0	0	0	0	7	7	0.00	0.000						
<b>Batter</b>	<b>1</b>	<b>2</b>	<b>3</b>	<b>4</b>	<b>5</b>	<b>6</b>	<b>7</b>	<b>8</b>	<b>9</b>	<b>AB</b>	<b>R</b>	<b>H</b>	<b>RBI</b>	<b>BB</b>	<b>SO</b>	<b>LOB</b>	<b>BOTTOM</b>					
Stan Jefferson, S OBP: 0.356, SLG: 0.375 Rich Gossage, R (9, 1)										3	1	0	0	2	1	2	<b>New York Mets @ San Diego Padres</b> Jack Murphy Stadium, San Diego, CA Fri May 29 1987, 10:05 PM EDT Att: 19,330 - Unknown					
Joey Cora, S OBP: 0.337, SLG: 0.290 (1, 4)										5	0	1	0	0	1	4						
Tony Gwynn, L OBP: 0.417, SLG: 0.475 (1, 9)										4	1	1	1	1	1	1						
Kevin Mitchell, R OBP: 0.304, SLG: 0.362 (1, 5)										5	0	0	0	0	1	3						
John Kruk, L OBP: 0.478, SLG: 0.555 (1, 3)										4	2	3	2	1	1	1						
Benito Santiago, R OBP: 0.306, SLG: 0.421 (1, 2)										4	0	2	0	0	0	2						
Shane Mack, R OBP: 0.375, SLG: 0.429 (1, 8)										4	0	1	1	0	0	4						
Garry Templeton, S OBP: 0.266, SLG: 0.253 (1, 6)										3	0	2	0	0	0	0						
Dave Dravecky, R OBP: 0.286, SLG: 0.286 Marvell Wynne, L OBP: 0.337, SLG: 0.341 Storm Davis, R OBP: 0.356, SLG: 0.667 Randy Rodriguez, R OBP: 0.356, SLG: 0.431 Craig Lefferts, L Lance McCullers, S Jim Steels, L OBP: 0.286, SLG: 0.200 (1, 1) (4, PH) (5, 1) (6, PH) (7, 1) (8, PH) (9, 7)										1	0	0	0	0	0	0						
<b>Inning Stats</b>	R: 0 E: 0 K: 1 S: 6	H: 1 LOB: 0 BB: 0 P: 6	R: 0 E: 0 K: 0 S: 2	H: 0 LOB: 0 BB: 1 P: 6	R: 0 E: 0 K: 0 S: 3	H: 0 LOB: 1 BB: 1 P: 7	R: 1 E: 0 K: 0 S: 6	H: 3 LOB: 3 BB: 0 P: 7	R: 3 E: 0 K: 1 S: 7	H: 2 LOB: 1 BB: 1 P: 12	R: 0 E: 0 K: 1 S: 6	H: 1 LOB: 2 BB: 0 P: 6	R: 0 E: 0 K: 2 S: 8	H: 1 LOB: 2 BB: 1 P: 12	R: 0 E: 0 K: 0 S: 4	H: 1 LOB: 1 BB: 0 P: 4		R: 0 E: 0 K: 1 S: 6	H: 1 LOB: 1 BB: 0 P: 6	1B: 6 2B: 3 3B: 0 HR: 1	SF: 0 SAC: 0 DP: 1 HBP: 2	WP: 0 PB: 0 SB: 0 CS: 0
<b>PITCHER</b>	IP WLS BF H R ER SO BB IBB HBP BLK WP HR S P ERA WHIP	IP WLS BF H R ER SO BB IBB HBP BLK WP HR S P ERA WHIP	IP WLS BF H R ER SO BB IBB HBP BLK WP HR S P ERA WHIP	IP WLS BF H R ER SO BB IBB HBP BLK WP HR S P ERA WHIP	IP WLS BF H R ER SO BB IBB HBP BLK WP HR S P ERA WHIP	IP WLS BF H R ER SO BB IBB HBP BLK WP HR S P ERA WHIP	IP WLS BF H R ER SO BB IBB HBP BLK WP HR S P ERA WHIP	IP WLS BF H R ER SO BB IBB HBP BLK WP HR S P ERA WHIP	IP WLS BF H R ER SO BB IBB HBP BLK WP HR S P ERA WHIP	IP WLS BF H R ER SO BB IBB HBP BLK WP HR S P ERA WHIP	IP WLS BF H R ER SO BB IBB HBP BLK WP HR S P ERA WHIP	IP WLS BF H R ER SO BB IBB HBP BLK WP HR S P ERA WHIP	IP WLS BF H R ER SO BB IBB HBP BLK WP HR S P ERA WHIP	IP WLS BF H R ER SO BB IBB HBP BLK WP HR S P ERA WHIP	IP WLS BF H R ER SO BB IBB HBP BLK WP HR S P ERA WHIP	IP WLS BF H R ER SO BB IBB HBP BLK WP HR S P ERA WHIP	IP WLS BF H R ER SO BB IBB HBP BLK WP HR S P ERA WHIP	IP WLS BF H R ER SO BB IBB HBP BLK WP HR S P ERA WHIP	IP WLS BF H R ER SO BB IBB HBP BLK WP HR S P ERA WHIP	IP WLS BF H R ER SO BB IBB HBP BLK WP HR S P ERA WHIP	IP WLS BF H R ER SO BB IBB HBP BLK WP HR S P ERA WHIP	IP WLS BF H R ER SO BB IBB HBP BLK WP HR S P ERA WHIP
Ron Darling, R ERA: 5.45 (1, 1)	4.2	24	6	4	4	2	3	0	2	0	0	0	0	0	1	23	37	7.71	1.929			
Jeff Innis, R ERA: 3.69 (5, 1)	0.1	1	0	0	0	0	0	0	0	0	0	0	1	1	0.00	0.000						
Terry Leach, R ERA: 2.37 (6, 1)	1.0	W	4	1	0	0	1	0	0	0	0	0	6	6	0.00	1.000						
Randy Myers, L ERA: 9.82 (7, 1)	0.2	S	3	0	0	0	2	1	0	0	0	0	6	10	0.00	1.500						
Roger McDowell, R ERA: 4.15 (7, 1)	2.1	S	10	3	0	0	1	0	0	0	0	0	12	12	0.00	1.286						



Batter	1	2	3	4	5	6	7	8	9	AB	R	H	RBI	BB	SO	LOB	TOP																			
Lenny Dykstra, L OBP: 0.391, SLG: 0.588 (1, 8)	F6		F7			6-3		F9		4	0	0	0	0	0	1																				
Wally Backman, S OBP: 0.285, SLG: 0.282 (1, 4)	L6			4-3		K		1B		4	0	1	0	0	1	0																				
Keith Hernandez, L OBP: 0.402, SLG: 0.460 (1, 3)	3-1			2B	1B	F7		4-3		4	0	1	0	0	0	2																				
Kevin McReynolds, R OBP: 0.331, SLG: 0.465 (1, 7)		F9		2B			F4		PB	4	0	2	0	0	0	0																				
Darryl Strawberry, L OBP: 0.400, SLG: 0.637 (1, 9)	F7			G4-6-3	2B		HR		2B	2	2	1	1	2	0	0																				
Gary Carter, R OBP: 0.289, SLG: 0.378 (1, 2)	F8			G4-6-3	1B		K		FC6-2-3-4	4	0	0	0	0	1	4																				
Howard Johnson, S OBP: 0.326, SLG: 0.424 (1, 5)			6-3	SF8		K		4-3		4	1	1	0	0	2	0																				
Rafael Santana, R OBP: 0.304, SLG: 0.347 (1, 6)			6-3			F8		K		3	0	0	0	0	1	1																				
Sid Fernandez, L OBP: 0.238, SLG: 0.316 (1, 1)			SF8			L8		1B		1	0	0	1	1	0	0																				
<b>Inning Stats</b>	R: 0 E: 0 K: 0 S: 3	H: 0 LOB: 0 BB: 0 P: 3	R: 0 E: 0 K: 0 S: 3	H: 0 LOB: 0 BB: 0 P: 3	R: 0 E: 0 K: 0 S: 4	H: 1 LOB: 0 BB: 0 P: 4	R: 0 E: 0 K: 0 S: 4	H: 2 LOB: 2 BB: 1 P: 8	R: 0 E: 0 K: 1 S: 5	H: 0 LOB: 0 BB: 0 P: 5	R: 1 E: 0 K: 2 S: 8	H: 1 LOB: 0 BB: 0 P: 8	R: 0 E: 0 K: 1 S: 6	H: 1 LOB: 2 BB: 1 P: 10	R: 1 E: 0 K: 0 S: 3	H: 1 LOB: 0 BB: 1 P: 7	1B: 2 2B: 4 3B: 0 HR: 1	SF: 1 SAC: 0 DP: 2 HBP: 0	WP: 0 PB: 1 SB: 1 CS: 0	PA: 34																
<b>PITCHER</b>	IP	WLS	BF	H	R	ER	SO	BB	IBB	HBP	BLK	WP	HR	S	P	ERA	WHIP	<b>PITCHER</b>		IP	WLS	BF	H	R	ER	SO	BB	IBB	HBP	BLK	WP	HR	S	P	ERA	WHIP
Eric Show, R ERA: 4.3 (1, 1)	7.0	L	25	4	2	2	4	0	1	0	0	0	1	32	36	2.57	0.571																			
Lance McCullers, R ERA: 4.7 (8, 1)	2.0		9	2	1	0	1	2	0	0	0	0	0	9	17	0.00	2.000																			

New York Mets @ San Diego Padres  
Jack Murphy Stadium, San Diego, CA  
Sat May 30 1987, 10:05 PM EDT  
Att: 19,071 - Unknown

AB 30  
R 3  
H 6  
RBI 2  
BB 3  
SO 5  
LOB 8



Batter	1	2	3	4	5	6	7	8	9	AB	R	H	RBI	BB	SO	LOB	BOTTOM																			
Joey Cora, S OBP: 0.340, SLG: 0.291 (1, 4)	F9-3		1B			6-3		B1-3		3	0	1	0	1	0	0																				
Randy Ready, R OBP: 0.389, SLG: 0.421 (1, 7)	F9-3		F8			2B	1B	F4		4	0	1	0	0	0	2																				
Tony Gwynn, L OBP: 0.418, SLG: 0.478 (1, 9)	FC6-4			1-3		1-3	2B	4-3		3	0	1	0	1	0	0																				
Kevin Mitchell, R OBP: 0.303, SLG: 0.354 (1, 5)	FC6-4			F9			IBB		F7	3	0	0	0	1	0	1																				
John Kruk, L OBP: 0.471, SLG: 0.540 (1, 3)		K		K		F7			BB	3	0	0	0	1	2	3																				
Benito Santiago, R OBP: 0.305, SLG: 0.417 (1, 2)		K			K			1B		4	0	1	0	0	3	1																				
Shane Mack, R OBP: 0.316, SLG: 0.353 (1, 8)		K								3	0	0	0	0	2	1																				
Bruce Bochy, R OBP: 0.353, SLG: 0.385 (9, PH)		K			5-3			K		1	0	0	0	0	1	1																				
Garry Templeton, S OBP: 0.267, SLG: 0.255 (1, 6)					F9			K		3	0	1	0	0	1	1																				
Eric Show, R OBP: 0.042, SLG: 0.042 (1, 1)			SH5-4							1	0	0	0	0	1	0																				
Carmelo Martinez, R OBP: 0.350, SLG: 0.387 (7, PH)			SH5-4							1	0	0	0	0	1	1																				
Lance McCullers, S (8, 1)										0	0	0	0	0	0	0																				
<b>Inning Stats</b>	R: 0 E: 0 K: 0 S: 2	H: 0 LOB: 1 BB: 2 P: 10	R: 0 E: 0 K: 3 S: 9	H: 0 LOB: 0 BB: 0 P: 9	R: 0 E: 0 K: 0 S: 4	H: 2 LOB: 1 BB: 0 P: 4	R: 0 E: 0 K: 1 S: 5	H: 0 LOB: 0 BB: 0 P: 5	R: 0 E: 0 K: 1 S: 7	H: 2 LOB: 3 BB: 1 P: 11	R: 0 E: 0 K: 3 S: 10	H: 1 LOB: 1 BB: 0 P: 10	R: 0 E: 0 K: 0 S: 3	H: 0 LOB: 0 BB: 0 P: 3	R: 0 E: 0 K: 2 S: 7	H: 0 LOB: 1 BB: 1 P: 11	1B: 4 2B: 2 3B: 0 HR: 0	SF: 0 SAC: 1 DP: 1 HBP: 0	WP: 0 PB: 0 SB: 0 CS: 0	PA: 34																
<b>PITCHER</b>	IP	WLS	BF	H	R	ER	SO	BB	IBB	HBP	BLK	WP	HR	S	P	ERA	WHIP	<b>PITCHER</b>		IP	WLS	BF	H	R	ER	SO	BB	IBB	HBP	BLK	WP	HR	S	P	ERA	WHIP
Sid Fernandez, L ERA: 2.12 (1, 1)	9.0	W	34	5	0	0	11	3	1	0	0	0	0	52	68	0.00	0.889																			

New York Mets @ San Diego Padres  
Jack Murphy Stadium, San Diego, CA  
Sat May 30 1987, 10:05 PM EDT  
Att: 19,071 - Unknown

AB 29  
R 0  
H 5  
RBI 0  
BB 4  
SO 11  
LOB 11





Batter	1	2	3	4	5	6	7	8	9	AB	R	H	RBI	BB	SO	LOB	TOP																					
Lenny Dykstra, L OBP: 0.380, SLG: 0.569 Jesse Orosco, R (8, 1)	F8		L7			6-3		FC4-6		4	0	0	0	0	0	1																						
Wally Backman, S OBP: 0.284, SLG: 0.281 (1, 4)	4-3			4-3					B1-3	4	0	1	0	0	0	0																						
Lee Mazzilli, S OBP: 0.417, SLG: 0.594 (1, 3)				3-1		F8			K	4	0	1	0	0	1	1																						
Kevin McReynolds, R OBP: 0.324, SLG: 0.454 (1, 7)	6-3			F9					L5	4	0	0	0	0	0	1																						
Darryl Strawberry, L OBP: 0.399, SLG: 0.631 (1, 9)		E8				K				3	0	1	0	0	2	0																						
Gary Carter, R OBP: 0.290, SLG: 0.373 (1, 2)		F9					F5			2	0	0	0	1	0	1																						
Dave Magadan, L OBP: 0.311, SLG: 0.516 Howard Johnson, S OBP: 0.326, SLG: 0.424 (8, PR) (8, 5)		FC5-3				FC5-4				3	0	1	0	0	0	2																						
Bill Almon, R OBP: 0.208, SLG: 0.217 (1, 6)			4-3			L4			K	3	0	0	0	0	1	2																						
John Mitchell, R (1, 1) Mookie Wilson, S OBP: 0.403, SLG: 0.593 (8, PH) (8, 8)			K						FC6-4	2	0	0	0	0	2	0																						
<b>Inning Stats</b>	R: 0 E: 0 K: 0 S: 4	H: 1 LOB: 1 BB: 0 P: 4	R: 0 E: 1 K: 0 S: 3	H: 1 LOB: 0 BB: 0 P: 3	R: 0 E: 0 K: 1 S: 5	H: 0 LOB: 0 BB: 0 P: 5	R: 0 E: 0 K: 0 S: 3	H: 0 LOB: 0 BB: 0 P: 3	R: 0 E: 0 K: 1 S: 5	H: 1 LOB: 1 BB: 0 P: 6	R: 0 E: 0 K: 1 S: 5	H: 0 LOB: 0 BB: 0 P: 5	R: 0 E: 0 K: 1 S: 6	H: 1 LOB: 1 BB: 0 P: 6	R: 0 E: 0 K: 1 S: 5	H: 0 LOB: 0 BB: 0 P: 5	1B: 3 2B: 1 3B: 1 HR: 0	SF: 0 SAC: 0 DP: 1 HBP: 0	WP: 0 PB: 0 CS: 0	PA: 31																		
<b>PITCHER</b>	IP	WLS	BF	H	R	ER	SO	BB	IBB	HBP	BLK	WP	HR	S	P	ERA	WHIP	<b>PITCHER</b>				IP	WLS	BF	H	R	ER	SO	BB	IBB	HBP	BLK	WP	HR	S	P	ERA	WHIP
Ed Whitson, R ERA: 5.09 Rich Gossage, R ERA: 3.97	(1, 1) (8, 1)	7.2 S	27 4	4 0	0 0	0 0	5 1	1 0	0 0	0 0	0 0	0 0	0 0	36 6	40 6	0.00 0.00	0.652 0.000																					

New York Mets @ San Diego Padres  
Jack Murphy Stadium, San Diego, CA  
Sun May 31 1987, 6:33 AM EDT  
Att: 17,811 - Unknown

AB 30  
R 0  
H 4  
RBI 0  
BB 1  
SO 6  
LOB 9



Batter	1	2	3	4	5	6	7	8	9	AB	R	H	RBI	BB	SO	LOB	BOTTOM																					
Joey Cora, S OBP: 0.333, SLG: 0.284 (1, 4)	4-3			K		4-3		6-3		4	0	0	0	0	1	0																						
Marvell Wynne, L OBP: 0.327, SLG: 0.330 (1, 7)	4-3			G3		G3				3	0	0	0	0	0	0																						
Tony Gwynn, L OBP: 0.417, SLG: 0.476 (1, 9)	4-3			4-3						3	0	1	0	0	0	0																						
John Kruk, L OBP: 0.468, SLG: 0.534 (1, 3)		F8								3	1	1	0	0	1	1																						
Benito Santiago, R OBP: 0.299, SLG: 0.409 (1, 2)		4-3				F9				3	0	0	0	0	1	1																						
Randy Ready, R OBP: 0.376, SLG: 0.405 (1, 5)		6-3				F9				3	0	0	0	0	0	1																						
Shane Mack, R OBP: 0.364, SLG: 0.490 (1, 8)										3	0	2	0	0	0	0																						
Garry Templeton, S OBP: 0.274, SLG: 0.263 (1, 6)										3	0	2	1	0	1	0																						
Ed Whitson, R OBP: 0.095, SLG: 0.095 Rich Gossage, R (8, 1)	(1, 1) (8, 1)	7.0 L	25 6	6 1	1 1	4 4	0 2	0 0	0 0	0 0	0 0	0 0	0 0	33 33	33 7	1.29 0.00	0.857 0.000	<b>PITCHER</b>				IP	WLS	BF	H	R	ER	SO	BB	IBB	HBP	BLK	WP	HR	S	P	ERA	WHIP
John Mitchell, R ERA: 5.4 Jesse Orosco, L ERA: 4.76	(1, 1) (8, 1)	1.0 3	0 0	0 0	0 0	2 2	0 0	0 0	0 0	0 0	0 0	0 0	7 7	7 7	0.00 0.000																							

New York Mets @ San Diego Padres  
Jack Murphy Stadium, San Diego, CA  
Sun May 31 1987, 6:33 AM EDT  
Att: 17,811 - Unknown

AB 28  
R 1  
H 6  
RBI 1  
BB 0  
SO 6  
LOB 6





Batter	1	2	3	4	5	6	7	8	9	AB	R	H	RBI	BB	SO	LOB	TOP											
Mookie Wilson, S OBP: 0.403, SLG: 0.590 (1, 8)	4-0 2B BB	0-3 K		0-3 K2-3	0-0 2B			0-0 FC1-6 BB		4	1	1	1	1	2	3												
Tim Lincecum, R OBP: 0.436, SLG: 0.500 (1, 4)	0-0 3-1 2B	0-0 5-3		0-3 K	0-0 F9			0-0 P5		5	0	1	1	0	1	4												
Keith Hernandez, L OBP: 0.402, SLG: 0.455 (1, 3)	0-0 3-1 2-3		0-3 K	0-0 1B		0-0 L9		4-0 1-2 BB		4	0	1	0	1	1	1												
Kevin Reynolds, R OBP: 0.321, SLG: 0.452 (1, 7)	0-0 F4		0-0 1B 2B	0-0 F9		0-0 5-3		0-0 P6		5	1	1	0	0	0	4												
Darryl Strawberry, L OBP: 0.399, SLG: 0.622 (1, 9)	4-0 BB		0-0 L9		0-0 1B		0-0 G3		0-3 K	4	1	1	0	1	1	1												
Gary Carter, R OBP: 0.293, SLG: 0.374 (1, 2)	0-0 4-3		0-0 E 2H 1B		0-0 P3 1-2		0-3 K		0-0 BB 1B	5	0	2	1	0	1	3												
Howard Johnson, S OBP: 0.330, SLG: 0.426 Roger McDowell, R OBP: 0.500, SLG: 0.667 (7, 1)		0-0 FC3-5 1B	0-0 E4 1-3		0-0 1B 2H		0-3 K		4-0 1-2 BB	4	1	2	1	0	1	1	AB 40											
Rafael Santana, R OBP: 0.315, SLG: 0.352 (1, 6)		0-0 FC3-5 1B	4-0 IBB		0-0 2B 1B		0-0 P5		0-3 K	4	1	2	1	1	1	2	R 5											
Terry Leach, R OBP: 0.312, SLG: 0.356 (1, 4)	0-0 5-3		0-0 5-3			0-0 5-3		0-0 F9		5	0	0	0	0	0	3	H 12											
John Shelby, S OBP: 0.280, SLG: 0.356 (1, 8)	0-0 F8		0-0 F9			0-0 1-3		0-0 G1-6-3 1B		5	0	1	0	0	1	1	RBI 5											
Pedro Guerrero, R OBP: 0.410, SLG: 0.665 (1, 7)	0-0 6-3		0-0 6-3			0-0 E5 2B		0-0 G1-6-3 1B		4	1	0	0	0	0	1	BB 5											
Mike Marshall, R OBP: 0.304, SLG: 0.387 (1, 9)		0-0 1B BB 1B		0-0 5-3		0-0 2B		0-0 1B 1B		4	1	3	1	0	0	0	SO 9											
Franklin Stubbs, L OBP: 0.341, SLG: 0.479 (1, 3)		4-0 1-2 BB		0-0 4-3		0-0 F6		0-0 1B 1B		3	0	1	0	1	0	1	LOB 27											
Mickey Hatcher, R OBP: 0.324, SLG: 0.478 Matt Young, L (9, 1)		0-0 B5		0-0 6-3			0-0 6-3	0-0 FC6-4 1B		4	0	1	1	0	0	2												
Alex Trevino, R OBP: 0.287, SLG: 0.296 (1, 2)		0-0 1-2 2-3 1B			0-0 L1-3 1B		0-0 6-3	0-0 FC6-4 1B		4	0	2	0	0	0	2	AB 36											
Dave Anderson, R OBP: 0.297, SLG: 0.314 (1, 6)		0-0 F4		0-3 K			4-0 1B BB		0-0 5-3 1B	3	0	1	0	1	1	4	R 2											
Fernando Valenzuela, L OBP: 0.186, SLG: 0.156 Ken Landry, L OBP: 0.297, SLG: 0.313 Brad Havens, L (8, 1)		0-0 G3			0-0 L1-3 1-2		0-0 6-3		0-0 5-3	1	0	0	0	0	0	3	H 10											
Alejandro Pena, R OBP: 0.310, SLG: 0.411 Ralph Bryant, L OBP: 0.320, SLG: 0.466 Brian Holton, R OBP: 0.333, SLG: 0.333 Jeff Hamilton, R (8, 5)																	RBI 2											
Inning Stats	R: 0 E: 0 K: 0 S: 3	H: 0 LOB: 0 BB: 0 P: 3	R: 0 E: 0 K: 0 S: 5	H: 2 LOB: 3 BB: 1 P: 9	R: 0 E: 0 K: 0 S: 3	H: 0 LOB: 0 BB: 0 P: 3	R: 0 E: 0 K: 1 S: 5	H: 1 LOB: 0 BB: 0 P: 5	R: 1 E: 1 K: 0 S: 5	H: 1 LOB: 1 BB: 0 P: 5	R: 0 E: 0 K: 0 S: 4	H: 1 LOB: 2 BB: 1 P: 8	R: 0 E: 0 K: 0 S: 6	H: 4 LOB: 2 BB: 0 P: 6	R: 0 E: 0 K: 1 S: 6	H: 1 LOB: 1 BB: 0 P: 6	1B: 9 2B: 2 3B: 0 HR: 0	SF: 0 SAC: 0 DP: 2 HBP: 0	WP: 0 PB: 0 SB: 0 CS: 0	PA: 38								
PITCHER	IP	WLS	BF	H	R	ER	SO	BB	IBB	HBP	BLK	WP	HR	S	P	ERA	WHIP											
Terry Leach, R ERA: 1.98 Roger McDowell, R ERA: 3.99	6.0	W	23	4	1	0	1	1	1	0	0	0	0	0	24	28	0.00	0.833										

New York Mets @ Los Angeles Dodgers  
Dodger Stadium, Los Angeles, CA  
Mon Jun 01 1987, 7:05 PM PDT  
Att: 39,624 - Unknown

AB 40  
R 5  
H 12  
RBI 5  
BB 5  
SO 9  
LOB 27



Batter	1	2	3	4	5	6	7	8	9	AB	R	H	RBI	BB	SO	LOB	BOTTOM											
Steve Sax, R OBP: 0.312, SLG: 0.356 (1, 4)	0-0 5-3		0-0 5-3			0-0 5-3		0-0 F9		0-0 F3	5	0	0	0	0	3												
John Shelby, S OBP: 0.280, SLG: 0.356 (1, 8)	0-0 F8		0-0 F9			0-0 1-3		0-0 G1-6-3 1B		0-3 K	5	0	1	0	0	1												
Pedro Guerrero, R OBP: 0.410, SLG: 0.665 (1, 7)	0-0 6-3		0-0 6-3			0-0 E5 2B		0-0 G1-6-3 1B		4	1	0	0	0	0	1												
Mike Marshall, R OBP: 0.304, SLG: 0.387 (1, 9)		0-0 1B BB 1B		0-0 5-3		0-0 2B		0-0 1B 1B		4	1	3	1	0	0	0												
Franklin Stubbs, L OBP: 0.341, SLG: 0.479 (1, 3)		4-0 1-2 BB		0-0 4-3		0-0 F6		0-0 1B 1B		3	0	1	0	1	0	1												
Mickey Hatcher, R OBP: 0.324, SLG: 0.478 Matt Young, L (9, 1)		0-0 B5		0-0 6-3			0-0 6-3	0-0 FC6-4 1B		4	0	1	1	0	0	2												
Alex Trevino, R OBP: 0.287, SLG: 0.296 (1, 2)		0-0 1-2 2-3 1B			0-0 L1-3 1B		0-0 6-3	0-0 FC6-4 1B		4	0	2	0	0	0	2	AB 36											
Dave Anderson, R OBP: 0.297, SLG: 0.314 (1, 6)		0-0 F4		0-3 K			4-0 1B BB		0-0 5-3 1B	3	0	1	0	1	1	4	R 2											
Fernando Valenzuela, L OBP: 0.186, SLG: 0.156 Ken Landry, L OBP: 0.297, SLG: 0.313 Brad Havens, L (8, 1)		0-0 G3			0-0 L1-3 1-2		0-0 6-3		0-0 5-3	1	0	0	0	0	0	3	H 10											
Alejandro Pena, R OBP: 0.310, SLG: 0.411 Ralph Bryant, L OBP: 0.320, SLG: 0.466 Brian Holton, R OBP: 0.333, SLG: 0.333 Jeff Hamilton, R (8, 5)																	RBI 2											
Inning Stats	R: 0 E: 0 K: 0 S: 3	H: 0 LOB: 0 BB: 0 P: 3	R: 0 E: 0 K: 0 S: 5	H: 2 LOB: 3 BB: 1 P: 9	R: 0 E: 0 K: 0 S: 3	H: 0 LOB: 0 BB: 0 P: 3	R: 0 E: 0 K: 1 S: 5	H: 1 LOB: 0 BB: 0 P: 5	R: 1 E: 1 K: 0 S: 5	H: 1 LOB: 1 BB: 0 P: 5	R: 0 E: 0 K: 0 S: 4	H: 1 LOB: 2 BB: 1 P: 8	R: 0 E: 0 K: 0 S: 6	H: 4 LOB: 2 BB: 0 P: 6	R: 0 E: 0 K: 1 S: 6	H: 1 LOB: 1 BB: 0 P: 6	1B: 9 2B: 2 3B: 0 HR: 0	SF: 0 SAC: 0 DP: 2 HBP: 0	WP: 0 PB: 0 SB: 0 CS: 0	PA: 38								
PITCHER	IP	WLS	BF	H	R	ER	SO	BB	IBB	HBP	BLK	WP	HR	S	P	ERA	WHIP											
Terry Leach, R ERA: 1.98 Roger McDowell, R ERA: 3.99	6.0	W	23	4	1	0	1	1	1	0	0	0	0	0	24	28	0.00	0.833										

New York Mets @ Los Angeles Dodgers  
Dodger Stadium, Los Angeles, CA  
Mon Jun 01 1987, 7:05 PM PDT  
Att: 39,624 - Unknown

AB 36  
R 2  
H 10  
RBI 2  
BB 2  
SO 2  
LOB 19













Batter	1	2	3	4	5	6	7	8	9	AB	R	H	RBI	BB	SO	LOB	TOP																	
Barry Bonds, L OBP: 0.348, SLG: 0.480 (1, 7)										5	0	0	0	0	2	6	<b>Pittsburgh Pirates @ New York Mets</b> Shea Stadium, Flushing, NY Fri Jun 05 1987, 7:05 PM EDT Att: 51,402 - Unknown																	
Andy Van Slyke, L OBP: 0.325, SLG: 0.430 (1, 8)										5	0	2	0	0	1	2																		
Johnny Ray, S OBP: 0.304, SLG: 0.360 (1, 4)										3	0	0	1	0	0	1																		
Sid Bream, L OBP: 0.364, SLG: 0.517 (1, 3)										4	0	2	0	0	0	2																		
Jim Morrison, R OBP: 0.301, SLG: 0.443 (7, 6)										4	0	0	0	0	1	3																		
R.J. Reynolds, S OBP: 0.382, SLG: 0.443 (1, 9)										2	0	0	0	2	1	2																		
Michael LaValliere, L OBP: 0.382, SLG: 0.353 Junior Ortiz, R OBP: 0.302, SLG: 0.293 (9, PH)										3	0	1	0	0	1	2																		
Rafael Belliard, R OBP: 0.300, SLG: 0.288 Bobby Bonilla, S OBP: 0.317, SLG: 0.376 (7, PH)										1	1	0	0	1	0	0																		
Mike Dunne, R OBP: 0.326, SLG: 0.256 John Cangelosi, S OBP: 0.333, SLG: 0.667 John Smiley, L OBP: 0.317, SLG: 0.376 Dave Johnson, R OBP: 0.292, SLG: 0.544 (9, PH)										1	0	0	0	0	1	0																		
<b>Inning Stats</b>	R: 0 E: 0 K: 1 S: 5	H: 0 LOB: 0 BB: 0 P: 5	R: 0 E: 0 K: 1 S: 5	H: 0 LOB: 1 BB: 1 P: 9	R: 1 E: 0 K: 0 S: 5	H: 1 LOB: 2 BB: 1 P: 9	R: 0 E: 0 K: 0 S: 2	H: 0 LOB: 0 BB: 1 P: 6	R: 0 E: 0 K: 1 S: 5	H: 1 LOB: 1 BB: 0 P: 6	R: 0 E: 0 K: 2 S: 8	H: 2 LOB: 2 BB: 1 P: 12	R: 0 E: 0 K: 1 S: 7	H: 2 LOB: 2 BB: 0 P: 7	R: 0 E: 0 K: 1 S: 5	H: 0 LOB: 2 BB: 1 P: 10		1B: 5 2B: 1 3B: 0 HR: 0	SF: 1 SAC: 1 DP: 0 HBP: 1	WP: 0 PB: 0 SB: 0 CS: 1	PA: 39													
<b>PITCHER</b>	IP WLS BF H R ER SO BB IBB HBP BLK WP HR S P ERA WHIP																																	
Dwight Gooden, R ERA: 1.35 Jesse Orosco, L ERA: 5.19	(1, 1) (7, 1)	6.2 2.1	W S	27 11	4 2	1 0	1 0	5 3	4 1	0 0	0 1	0 0	0 0	0 15	33 20	49 20	1.35 0.00	1.200 1.286																

AB	30
R	1
H	6
RBI	1
BB	5
SO	8
LOB	18



Batter	1	2	3	4	5	6	7	8	9	AB	R	H	RBI	BB	SO	LOB	BOTTOM																
Lenny Dykstra, L OBP: 0.395, SLG: 0.576 (1, 8)										4	0	2	0	0	1	0	<b>Pittsburgh Pirates @ New York Mets</b> Shea Stadium, Flushing, NY Fri Jun 05 1987, 7:05 PM EDT Att: 51,402 - Unknown																
Wally Backman, S OBP: 0.285, SLG: 0.277 Tim Teufel, R OBP: 0.444, SLG: 0.507 (8, 4)										2	1	0	0	1	0	1																	
Keith Hernandez, L OBP: 0.398, SLG: 0.460 (1, 3)										3	2	1	1	1	0	2																	
Gary Carter, R OBP: 0.302, SLG: 0.382 (1, 2)										3	0	2	1	1	0	1																	
Darryl Strawberry, L OBP: 0.390, SLG: 0.598 (1, 9)										3	1	1	1	1	1	3																	
Mookie Wilson, S OBP: 0.385, SLG: 0.561 (1, 7)										4	0	0	1	0	0	6																	
Howard Johnson, S OBP: 0.321, SLG: 0.407 (1, 5)										3	0	0	0	1	0	3																	
Rafael Santana, R OBP: 0.311, SLG: 0.341 Lee Mazzilli, S OBP: 0.400, SLG: 0.571 Bill Almon, R OBP: 0.207, SLG: 0.214 (6, PH)										1	0	0	0	1	0	0																	
Dwight Gooden, R ERA: 1.5 Jesse Orosco, R ERA: 6.75	(1, 1) (7, 1)	6.0 1.0	L 6	4 3	3 2	1 2	1 1	1 1	0 0	0 0	0 0	0 0	0 8	8 8	18.00 3.000	3.000 0.000																	
<b>PITCHER</b>	IP WLS BF H R ER SO BB IBB HBP BLK WP HR S P ERA WHIP																																
Mike Dunne, R ERA: 1.5 John Smiley, L ERA: 5.29 Dave Johnson, R ERA: 6.75	(1, 1) (7, 1) (8, 1)	6.0 1.0 1.0	L 6 3	4 3 0	3 2 0	1 2 0	1 1 0	1 1 1	0 0 0	0 0 0	0 0 0	0 0 0	0 8 5	8 8 5	18.00 3.000 0.000	3.000 0.000 0.000																	
<b>Inning Stats</b>	R: 2 E: 2 K: 1 S: 7	H: 0 LOB: 2 BB: 2 P: 15	R: 0 E: 0 K: 0 S: 3	H: 1 LOB: 0 BB: 0 P: 3	R: 0 E: 0 K: 0 S: 2	H: 0 LOB: 0 BB: 1 P: 6	R: 0 E: 0 K: 0 S: 3	H: 0 LOB: 2 BB: 2 P: 11	R: 0 E: 0 K: 0 S: 3	H: 1 LOB: 0 BB: 0 P: 3	R: 1 E: 0 K: 0 S: 5	H: 2 LOB: 2 BB: 1 P: 9	R: 2 E: 0 K: 1 S: 8	H: 3 LOB: 1 BB: 0 P: 8	R: 0 E: 0 K: 1 S: 5	H: 0 LOB: 0 BB: 0 P: 5	1B: 4 2B: 2 3B: 1 HR: 0	SF: 1 SAC: 0 DP: 1 HBP: 0	WP: 0 PB: 0 SB: 0 CS: 2	PA: 37													

AB	29
R	5
H	7
RBI	5
BB	6
SO	3
LOB	20





Batter	1	2	3	4	5	6	7	8	9	AB	R	H	RBI	BB	SO	LOB	TOP								
John Cangelosi, S (1,8) Andy Van Slyke, L (7,8) OBP: 0.500, SLG: 0.234 OBP: 0.325, SLG: 0.430	L3		4-3		F8		F8			4	0	0	0	0	0	2									
Barry Bonds, L (1,7) OBP: 0.351, SLG: 0.478	F5			1B SF8 BB				G3		3	1	1	1	1	0	0									
Johnny Ray, S (1,4) OBP: 0.303, SLG: 0.358	F3			F7 HBP 1B				4-3		4	0	1	0	0	1	1									
Jim Morrison, R (1,5) OBP: 0.300, SLG: 0.438		F7		SF8				F7		2	0	0	1	1	0	0									
Mike Diaz, R (1,3) Don Robinson, R (8,1) OBP: 0.301, SLG: 0.537								6-3		3	0	1	0	0	0	1									
Bobby Bonilla, S (1,9) OBP: 0.315, SLG: 0.372					F7					4	0	1	0	0	1	3									
Junior Ortiz, R (1,2) R.J. Reynolds, S (9, PH) OBP: 0.307, SLG: 0.279 OBP: 0.359, SLG: 0.439					F8			F8		3	0	0	0	0	0	3									
Rafael Belliard, R (1,6) Michael LaValliere, L (9, PH) OBP: 0.307, SLG: 0.289 OBP: 0.379, SLG: 0.350			6-3							3	1	1	0	0	1	0									
Doug Drabek, R (1,1) Sid Bream, L (8,3) OBP: 0.200, SLG: 0.214 OBP: 0.364, SLG: 0.517										1	0	0	0	1	1	0									
<b>Inning Stats</b>	R: 0 E: 0 K: 0 S: 3	H: 0 LOB: 0 BB: 0 P: 3	R: 0 E: 0 K: 1 S: 6	H: 1 LOB: 1 BB: 0 P: 6	R: 0 E: 0 K: 1 S: 5	H: 0 LOB: 0 BB: 0 P: 5	R: 1 E: 0 K: 0 S: 4	H: 1 LOB: 2 BB: 1 P: 9	R: 1 E: 0 K: 1 S: 7	H: 2 LOB: 1 BB: 0 P: 7	R: 0 E: 0 K: 0 S: 3	H: 0 LOB: 0 BB: 0 P: 3	R: 0 E: 0 K: 1 S: 5	H: 0 LOB: 1 BB: 1 P: 9	R: 0 E: 0 K: 0 S: 3	H: 0 LOB: 1 BB: 0 P: 7	R: 0 E: 0 K: 0 S: 3	H: 1 LOB: 0 BB: 0 P: 3	1B: 5 2B: 0 3B: 0 HR: 0	SF: 1 SAC: 1 DP: 1 HBP: 1	WP: 0 PB: 0 SB: 3 CS: 0	PA: 35			
<b>PITCHER</b>	IP	WLS	BF	H	R	ER	SO	BB	IBB	HBP	BLK	WP	HR	S	P	ERA	WHIP								
Sid Fernandez, L (1,1) ERA: 2.16	7.0	W	28	4	2	2	4	2	0	1	0	0	0	33	42	2.57	0.857								
Roger McDowell, R (8,1) ERA: 3.63	2.0	S	7	1	0	0	0	1	0	0	0	0	0	6	10	0.00	1.000								

Pittsburgh Pirates @ New York Mets  
Shea Stadium, Flushing, NY  
Sat Jun 06 1987, 3:33 AM EDT  
Att: 47,603 - Unknown

AB 29  
R 2  
H 5  
RBI 2  
BB 3  
SO 4  
LOB 11



Batter	1	2	3	4	5	6	7	8	9	AB	R	H	RBI	BB	SO	LOB	BOTTOM								
Lenny Dykstra, L (1,8) OBP: 0.391, SLG: 0.566	WP 1B				B1					4	1	1	0	0	2	1									
Wally Backman, S (1,4) OBP: 0.297, SLG: 0.291	WP BB							F7		4	1	3	0	0	0	0									
Keith Hernandez, L (1,3) OBP: 0.391, SLG: 0.451	F7				F9					4	0	0	0	0	0	4									
Gary Carter, R (1,2) OBP: 0.306, SLG: 0.381	5-3 WP									3	0	1	0	1	1	1									
Kevin McReynolds, R (1,7) OBP: 0.311, SLG: 0.447	5-3									4	0	0	1	0	2	3									
Mookie Wilson, S (1,9) OBP: 0.374, SLG: 0.543	F7				F6					4	0	0	0	0	1	2									
Howard Johnson, S (1,5) OBP: 0.321, SLG: 0.412					F3					3	0	1	0	0	0	0									
Rafael Santana, R (1,6) OBP: 0.312, SLG: 0.349										3	1	1	0	0	1	1									
Sid Fernandez, L (1,1) Daryl Strawberry, L (7, PH) Roger McDowell, R (8,1) OBP: 0.281, SLG: 0.333 OBP: 0.353, SLG: 0.617 OBP: 0.500, SLG: 0.867										2	0	1	0	0	1	0									
<b>Inning Stats</b>	R: 2 E: 0 K: 0 S: 5	H: 2 LOB: 1 BB: 1 P: 9	R: 0 E: 0 K: 1 S: 6	H: 2 LOB: 1 BB: 0 P: 6	R: 0 E: 0 K: 2 S: 8	H: 1 LOB: 1 BB: 0 P: 8	R: 0 E: 0 K: 1 S: 5	H: 0 LOB: 0 BB: 0 P: 5	R: 0 E: 0 K: 1 S: 6	H: 1 LOB: 1 BB: 0 P: 6	R: 0 E: 0 K: 0 S: 3	H: 0 LOB: 0 BB: 0 P: 3	R: 2 E: 1 K: 1 S: 7	H: 2 LOB: 0 BB: 0 P: 7	R: 0 E: 0 K: 2 S: 8	H: 1 LOB: 1 BB: 0 P: 8	R: 0 E: 0 K: 2 S: 8	H: 1 LOB: 1 BB: 0 P: 8	1B: 6 2B: 2 3B: 0 HR: 1	SF: 0 SAC: 0 DP: 0 HBP: 0	WP: 2 PB: 0 SB: 0 CS: 0	PA: 33			
<b>PITCHER</b>	IP	WLS	BF	H	R	ER	SO	BB	IBB	HBP	BLK	WP	HR	S	P	ERA	WHIP								
Doug Drabek, R (1,1) ERA: 4.24	7.0	L	29	8	4	3	6	1	0	0	0	0	0	40	44	3.86	1.286								
Don Robinson, R (8,1) ERA: 4.05	1.0		4	1	0	0	2	0	0	0	0	0	0	8	8	0.00	1.000								

Pittsburgh Pirates @ New York Mets  
Shea Stadium, Flushing, NY  
Sat Jun 06 1987, 3:33 AM EDT  
Att: 47,603 - Unknown

AB 32  
R 4  
H 9  
RBI 3  
BB 1  
SO 8  
LOB 12









Batter	1	2	3	4	5	6	7	8	9	AB	R	H	RBI	BB	SO	LOB	TOP								
<b>Barry Bonds, L</b> OBP: 0.342, SLG: 0.458 (1, 7)	0-0 6-3	0-3 K		0-3 K		4-0 BB		0-0 B1-3	0-0 G3	5	0	0	0	1	2	3									
<b>Andy Van Slyke, L</b> OBP: 0.333, SLG: 0.500 (1, 8)	0-0 HR	0-0 1B 2H 3B		0-3 K		0-3 K		0-0 HR	0-0 4-3	6	3	3	3	0	2	3									
<b>Johnny Ray, S</b> OBP: 0.303, SLG: 0.352 (1, 4)	0-0 G3	0-0 1B		0-3 K				0-0 1B G3 BB		4	1	1	1	1	1	2									
<b>Sid Bream, L</b> OBP: 0.375, SLG: 0.527 (1, 3)	0-0 1B 2B	0-0 L8				0-0 4-3 SF7 2B		4-0 BB	0-0 G3 1B	4	2	3	0	1	0	1									
<b>R.J. Reynolds, S</b> OBP: 0.365, SLG: 0.461 (1, 9)	4-0 1B BB			0-0 4-3		0-0 4-3		0-0 F8	0-0 G3	4	0	0	1	1	0	3									
<b>Bobby Bonilla, S</b> OBP: 0.333, SLG: 0.390 (1, 5)	0-0 1-2 2-3 1B			0-0 F9-6 2B		0-0 SF7		0-3 K	0-0 BB 1B	4	0	3	2	0	1	1									
<b>Junior Ortiz, R</b> OBP: 0.275, SLG: 0.206 (8, PH)	0-0 4-3			0-0 F9-6 2B		0-0 6-3				3	0	0	0	0	0	4									
<b>Michael LaValliere, L</b> OBP: 0.384, SLG: 0.361 (8, 2)	0-0 4-3			0-0 F9-6 2B		0-0 6-3				1	1	1	0	1	0	0									
<b>Al Pedrique, R</b> OBP: 0.250, SLG: 0.143 (8, PH)				0-0 SH WP 1B		0-3 K				2	1	1	0	1	1	0									
<b>John Cangelosi, S</b> OBP: 0.506, SLG: 0.245 (8, 1)		4-0 WP SH1-4 3B BB		0-0 SH WP 1B		0-3 K				2	1	0	0	0	0	2									
<b>John Smiley, L</b> OBP: 0.333, SLG: 0.667 (8, 1)				0-0 SH 1B		0-3 K				0	0	0	0	0	0	0									
<b>Don Robinson, R</b> OBP: 0.333, SLG: 0.667 (8, 1)				0-0 SH 1B		0-3 K				0	0	0	0	0	0	0									
<b>Bob Kipper, R</b> OBP: 0.333, SLG: 0.444 (6, PH)		0-0 SH1-4		0-0 SH 1B		0-3 K				0	0	0	0	0	0	0									
<b>Butch Davis, R</b> OBP: 0.143, SLG: 0.143 (6, PH)		0-0 SH1-4		0-0 SH 1B		0-3 K				1	0	0	0	0	1	0									
<b>Dom Taylor, R</b> OBP: 0.143, SLG: 0.143 (8, PH)		0-0 SH1-4		0-0 SH 1B		0-3 K				0	0	0	0	0	0	0									
<b>Mike Diaz, R</b> OBP: 0.309, SLG: 0.578 (8, PH)		0-0 SH1-4		0-0 SH 1B		0-3 K				1	1	1	3	0	0	0									
<b>Rafael Belliard, R</b> OBP: 0.299, SLG: 0.288 (8, 6)		0-0 SH1-4		0-0 SH 1B		0-3 K				1	0	0	0	0	0	0									
<b>Inning Stats</b>	R: 1 E: 0 K: 0 S: 6	H: 3 LOB: 3 BB: 1 P: 10	R: 2 E: 0 K: 1 S: 7	H: 2 LOB: 1 BB: 1 P: 11	R: 0 E: 0 K: 0 S: 3	H: 1 LOB: 0 BB: 0 P: 3	R: 0 E: 1 K: 3 S: 11	H: 1 LOB: 2 BB: 0 P: 11	R: 1 E: 0 K: 0 S: 4	H: 1 LOB: 0 BB: 0 P: 4	R: 0 E: 0 K: 3 S: 9	H: 0 LOB: 1 BB: 1 P: 13	R: 0 E: 0 K: 1 S: 5	H: 0 LOB: 1 BB: 1 P: 9	R: 6 E: 0 K: 0 S: 9	H: 6 LOB: 2 BB: 2 P: 17	R: 0 E: 0 K: 0 S: 3	H: 0 LOB: 0 BB: 0 P: 3	1B: 6 2B: 5 3B: 1 HR: 3	SF: 1 SAC: 2 DP: 1 HBP: 0	WP: 2 PB: 0 SB: 0 CS: 0	PA: 47			
<b>PITCHER</b>	IP	WLS	BF	H	R	ER	SO	BB	IBB	HBP	BLK	WP	HR	S	P	ERA	WHIP								
<b>Tom Edens, R</b> ERA: 6.75 (1, 1)	3.0		18	7	3	3	1	2	0	0	0	2	1	18	26	9.00	3.000								
<b>Randy Myers, L</b> ERA: 7.16 (4, 1)	4.0		15	1	1	1	7	2	0	0	0	0	0	27	35	2.25	0.750								
<b>Roger McDowell, R</b> ERA: 5.7 (8, 1)	0.1	L	6	4	5	5	0	1	0	0	0	0	2	5	9	135.00	15.000								
<b>Doug Sisk, R</b> ERA: 3.54 (8, 1)	1.2		8	2	1	1	0	1	0	0	0	0	0	7	11	5.40	1.800								
Batter	1	2	3	4	5	6	7	8	9	AB	R	H	RBI	BB	SO	LOB	BOTTOM								
<b>Lenny Dykstra, L</b> OBP: 0.391, SLG: 0.559 (1, 8)	0-3 K		4-0 PB HR BB	0-0 G3		0-0 1-3 2B		0-0 F2		4	1	1	0	1	1	3									
<b>Tim Lincecum, R</b> OBP: 0.432, SLG: 0.500 (1, 4)	0-3 K		0-0 E9 HR PB	0-0 K		0-3 K		0-0 1B 2B		5	2	1	1	0	3	3									
<b>Lee Mazzilli, S</b> OBP: 0.420, SLG: 0.643 (1, 3)	4-0 BB		0-0 1H 2H HR	0-0 F9		4-0 G5-4-3 IBB		0-0 2H 3H 1B		3	1	2	5	2	0	0									
<b>Kevin McReynolds, R</b> OBP: 0.312, SLG: 0.459 (1, 7)	0-0 F8		0-0 F6	0-0 HR		0-0 G5-4-3		0-0 K		5	1	1	1	0	1	5									
<b>Mookie Wilson, S</b> OBP: 0.366, SLG: 0.526 (1, 9)		0-0 1-3	0-0 F8	0-0 WP 1B		0-0 6-3		0-0 CS		5	1	1	0	0	1	0									
<b>Howard Johnson, S</b> OBP: 0.325, SLG: 0.409 (1, 5)	0-3 K		0-3 K	0-0 1B		0-0 G3		0-0 1B		5	1	2	1	0	2	0									
<b>Bill Almon, R</b> OBP: 0.212, SLG: 0.219 (8, 1)		0-0 FC6-4		0-3 K		0-0 K				4	0	1	1	0	1	1									
<b>Roger McDowell, R</b> OBP: 0.500, SLG: 0.667 (8, 1)		0-0 FC6-4		0-3 K		0-0 K				0	0	0	0	0	0	0									
<b>Doug Sisk, R</b> OBP: 0.312, SLG: 0.459 (8, PH)		0-0 FC6-4		0-3 K		0-0 K				0	0	0	0	0	0	0									
<b>Daryl Strawberry, L</b> OBP: 0.406, SLG: 0.629 (8, PH)		0-0 1B 2H 1B		0-3 K		0-0 1B				1	0	0	0	0	1	1									
<b>Barry Lyons, R</b> OBP: 0.262, SLG: 0.359 (1, 2)	0-0 1B		0-0 FC3-6 BB	4-0 FC3-6 BB		0-0 F8		0-0 1B 2B 1B		4	1	3	0	1	0	1									
<b>Tom Edens, R</b> ERA: 5.62 (4, 1)	0-3 K		0-0 FC3-6	0-0 FC3-6		0-0 2B		0-0 1B		1	0	0	0	0	1	2									
<b>Randy Myers, L</b> ERA: 5.54 (8, 6)	0-0 K		0-0 FC3-6	0-0 FC3-6		0-0 2B		0-0 1B		2	0	1	0	0	0	1									
<b>Dave Magadan, L</b> OBP: 0.369, SLG: 0.452 (8, PH)	0-0 K		0-0 FC3-6	0-0 FC3-6		0-0 2B		0-0 1B		1	1	1	0	0	0	0									
<b>Inning Stats</b>	R: 0 E: 0 K: 2 S: 7	H: 0 LOB: 1 BB: 1 P: 11	R: 0 E: 0 K: 2 S: 9	H: 1 LOB: 2 BB: 0 P: 9	R: 3 E: 1 K: 1 S: 7	H: 1 LOB: 0 BB: 1 P: 11	R: 0 E: 0 K: 1 S: 5	H: 0 LOB: 1 BB: 1 P: 9	R: 3 E: 0 K: 1 S: 9	H: 4 LOB: 1 BB: 0 P: 9	R: 0 E: 0 K: 1 S: 6	H: 2 LOB: 2 BB: 1 P: 10	R: 0 E: 0 K: 0 S: 3	H: 0 LOB: 0 BB: 0 P: 3	R: 3 E: 0 K: 1 S: 8	H: 4 LOB: 0 BB: 0 P: 8	R: 0 E: 0 K: 3 S: 11	H: 2 LOB: 2 BB: 0 P: 11	1B: 10 2B: 2 3B: 0 HR: 2	SF: 0 SAC: 0 DP: 1 HBP: 0	WP: 2 PB: 1 SB: 1 CS: 1	PA: 46			
<b>PITCHER</b>	IP	WLS	BF	H	R	ER	SO	BB	IBB	HBP	BLK	WP	HR	S	P	ERA	WHIP								
<b>Bob Kipper, L</b> ERA: 5.62 (6, 1)	5.0		26	6	6	5	7	3	0	0	0	0	2	37	49	9.00	1.800								
<b>Dom Taylor, R</b> ERA: 6.03 (8, 1)	2.0	W	8	2	0	0	1	0	1	0	0	0	0	9	13	0.00	1.000								
<b>John Smiley, L</b> ERA: 6.03 (8, 1)	0.1		5	4	3	3	0	0	0	0	0	0	0	5	5	81.00	12.000								
<b>Don Robinson, R</b> ERA: 4.1 (8, 1)	1.2	S	6	2	0	0	4	0	0	0	0	0	0	14	14	0.00	1.200								

Pittsburgh Pirates @ New York Mets  
Shea Stadium, Flushing, NY  
Sun Jun 07 1987, 3:38 AM EDT  
Att: 42,516 - Unknown

AB 38  
R 10  
H 14  
RBI 10  
BB 6  
SO 8  
LOB 19



Pittsburgh Pirates @ New York Mets  
Shea Stadium, Flushing, NY  
Sun Jun 07 1987, 3:38 AM EDT  
Att: 42,516 - Unknown

AB 41  
R 9  
H 14  
RBI 9  
BB 4  
SO 12  
LOB 19





Batter	1	2	3	4	5	6	7	8	9	AB	R	H	RBI	BB	SO	LOB	TOP										
Lenny Dykstra, L OBP: 0.382, SLG: 0.544 Doug Sisk, R (8, 1)	K		F9			B1		F8		4	0	0	0	0	1	2											
Wally Backman, S OBP: 0.299, SLG: 0.288 Tim Teufel, R (1, PR) (1, 4)	F		5-3			K		K		1	0	1	0	0	0	0											
Keith Hernandez, L OBP: 0.384, SLG: 0.441 Dave Magadan, L OBP: 0.369, SLG: 0.452	E4		G1-6-3		K	K2-3		K		4	0	0	0	0	3	2											
Darryl Strawberry, L OBP: 0.398, SLG: 0.615	G1-6-3		1-2		1-3			4-3		4	0	0	0	0	0	2											
Kevin McReynolds, R OBP: 0.311, SLG: 0.455	K		F9			6-3				4	1	1	0	0	1	0											
Howard Johnson, S OBP: 0.338, SLG: 0.434	CS		1B			WP		2B		2	1	2	1	2	0	0											
Barry Lyons, R OBP: 0.283, SLG: 0.395	F4		1-2			K		WP		4	0	2	1	0	1	1											
Rafael Santana, R OBP: 0.315, SLG: 0.351 Lee Mazzilli, S OBP: 0.412, SLG: 0.628 Bill Almon, R OBP: 0.206, SLG: 0.212	SH3-4		1B			F7		G3		2	0	1	0	0	0	0											
Ron Darling, R OBP: 0.174, SLG: 0.273 Mookie Wilson, S OBP: 0.370, SLG: 0.537	SH3-4		1-2			4-3				1	0	0	0	0	0	0											
<b>Inning Stats</b>	R: 0 E: 1 K: 1 S: 6	H: 1 LOB: 2 BB: 0 P: 6	R: 0 E: 0 K: 1 S: 5	H: 1 LOB: 0 BB: 0 P: 5	R: 0 E: 0 K: 0 S: 4	H: 1 LOB: 1 BB: 0 P: 4	R: 0 E: 0 K: 1 S: 5	H: 0 LOB: 0 BB: 0 P: 5	R: 1 E: 0 K: 1 S: 6	H: 1 LOB: 0 BB: 0 P: 6	R: 0 E: 0 K: 2 S: 7	H: 0 LOB: 0 BB: 0 P: 7	R: 0 E: 0 K: 0 S: 4	H: 1 LOB: 2 BB: 1 P: 8	R: 0 E: 0 K: 2 S: 8	H: 1 LOB: 1 BB: 1 P: 8	R: 1 E: 0 K: 0 S: 4	H: 2 LOB: 1 BB: 1 P: 8	1B: 5 2B: 2 3B: 0 HR: 1	SF: 0 SAC: 1 DP: 1 HBP: 0	WP: 1 PB: 0 SB: 0 CS: 1	PA: 36					
<b>PITCHER</b>	IP	WLS	BF	H	R	ER	SO	BB	IBB	HBP	BLK	WP	HR	S	P	ERA	WHIP										
Rick Sutcliffe, R ERA: 3.36 Lee Smith, R ERA: 2.19	6.2	W	25	5	1	1	6	1	0	0	0	0	1	36	40	1.35	0.900										
	2.1		10	3	1	1	2	1	0	0	0	1	0	13	17	3.86	1.714										

New York Mets @ Chicago Cubs  
Wrigley Field, Chicago, IL  
Mon Jun 08 1987, 3:33 AM CDT  
Att: 28,063 - Unknown

AB 32  
R 2  
H 8  
RBI 2  
BB 2  
SO 8  
LOB 13



Batter	1	2	3	4	5	6	7	8	9	AB	R	H	RBI	BB	SO	LOB	BOTTOM										
23 Ryne Sandberg, R OBP: 0.372, SLG: 0.507	K		FC3-6					F9		3	0	0	0	1	2	0											
Jerry Mumphrey, S OBP: 0.416, SLG: 0.470 Brian Dayett, R OBP: 0.493, SLG: 0.695	PB		FC3-6			F7		4-3		4	1	1	0	0	0	1											
Andre Dawson, R OBP: 0.340, SLG: 0.624	1B		2B					G3		3	0	2	1	1	0	0											
Leon Durham, L OBP: 0.371, SLG: 0.543	BB		1H			4-3				4	0	1	0	0	1	4											
Jody Davis, R OBP: 0.348, SLG: 0.486	F9		5-3			1-3		1B		4	0	0	0	0	0	4											
Keith Moreland, R OBP: 0.270, SLG: 0.398 Lee Smith, R (7, 1) Gary Matthews, R OBP: 0.400, SLG: 0.391	HR					6-3		F9		3	1	1	1	0	0	0											
Shawon Dunston, R OBP: 0.260, SLG: 0.361	K					K		4-3		4	0	0	0	0	2	0											
Dave Martinez, L OBP: 0.376, SLG: 0.324	5-3									3	1	1	0	1	0	0											
Rick Sutcliffe, L OBP: 0.278, SLG: 0.200 Manny Trillo, R OBP: 0.307, SLG: 0.432	K					F7		K		2	0	0	0	0	1	1											
<b>Inning Stats</b>	R: 0 E: 0 K: 1 S: 6	H: 1 LOB: 2 BB: 1 P: 10	R: 1 E: 0 K: 2 S: 8	H: 1 LOB: 0 BB: 0 P: 8	R: 1 E: 0 K: 1 S: 6	H: 1 LOB: 1 BB: 1 P: 10	R: 0 E: 0 K: 1 S: 5	H: 0 LOB: 1 BB: 1 P: 9	R: 0 E: 0 K: 1 S: 6	H: 1 LOB: 1 BB: 0 P: 6	R: 0 E: 0 K: 0 S: 3	H: 0 LOB: 0 BB: 0 P: 3	R: 0 E: 0 K: 1 S: 5	H: 0 LOB: 0 BB: 0 P: 5	R: 0 E: 0 K: 0 S: 4	H: 1 LOB: 1 BB: 0 P: 4	R: 2 E: 0 K: 1 S: 6	H: 2 LOB: 0 BB: 0 P: 6	1B: 4 2B: 1 3B: 0 HR: 2	SF: 0 SAC: 0 DP: 0 HBP: 0	WP: 1 PB: 1 SB: 0 CS: 0	PA: 36					
<b>PITCHER</b>	IP	WLS	BF	H	R	ER	SO	BB	IBB	HBP	BLK	WP	HR	S	P	ERA	WHIP										
Ron Darling, R ERA: 5.31 Doug Sisk, R ERA: 3.54	7.0	L	28	4	2	2	7	3	0	0	0	0	1	39	51	2.57	1.000										
	1.2		8	3	2	2	1	0	0	0	0	0	1	10	10	10.80	1.800										

New York Mets @ Chicago Cubs  
Wrigley Field, Chicago, IL  
Mon Jun 08 1987, 3:33 AM CDT  
Att: 28,063 - Unknown

AB 33  
R 4  
H 7  
RBI 4  
BB 3  
SO 8  
LOB 10













Batter	1	2	3	4	5	6	7	8	9	AB	R	H	RBI	BB	SO	LOB	TOP								
Lenny Dykstra, L OBP: 0.376, SLG: 0.524 (1, 8)										4	2	2	0	1	0	0	<b>New York Mets @ Pittsburgh Pirates</b> Three Rivers Stadium, Pittsburgh, PA Fri Jun 12 1987, 7:05 PM EDT Att: 27,465 - Unknown								
Tim Lincecum, R OBP: 0.429, SLG: 0.573 (1, 4)										5	2	2	4	0	1	2									
Keith Hernandez, L OBP: 0.383, SLG: 0.465 (1, 3)										4	0	2	2	1	0	0									
Gary Carter, R OBP: 0.316, SLG: 0.403 (1, 2)										4	1	1	0	1	0	4									
Darryl Strawberry, L OBP: 0.392, SLG: 0.606 (1, 9)										5	1	1	0	0	0	4									
Kevin McReynolds, R OBP: 0.323, SLG: 0.483 (1, 7)										3	2	2	2	1	0	0									
Howard Johnson, S OBP: 0.340, SLG: 0.465 (1, 5)										5	1	1	2	0	1	2									
Rafael Santana, R OBP: 0.323, SLG: 0.354 (1, 6)										4	1	1	0	0	0	1									
Sid Fernandez, L OBP: 0.231, SLG: 0.292 (1, 1)										3	0	0	0	0	0	1									
Roger McDowell, R OBP: 0.500, SLG: 0.667 (9, 1)										0	0	0	0	0	0	0									
<b>Inning Stats</b>	R: 1 E: 1 K: 0 S: 5	H: 1 LOB: 1 BB: 0 P: 5	R: 0 E: 0 K: 0 S: 4	H: 0 LOB: 0 BB: 0 P: 4	R: 0 E: 0 K: 0 S: 3	H: 0 LOB: 0 BB: 0 P: 3	R: 3 E: 0 K: 0 S: 5	H: 2 LOB: 1 BB: 0 P: 9	R: 1 E: 0 K: 0 S: 5	H: 2 LOB: 1 BB: 0 P: 5	R: 4 E: 0 K: 1 S: 10	H: 5 LOB: 2 BB: 1 P: 14	R: 0 E: 0 K: 0 S: 3	H: 0 LOB: 1 BB: 1 P: 7	R: 0 E: 0 K: 1 S: 5	H: 1 LOB: 1 BB: 1 P: 9	R: 0 E: 0 K: 0 S: 3	H: 0 LOB: 0 BB: 0 P: 3	1B: 6 2B: 3 3B: 0 HR: 3	SF: 1 SAC: 1 DP: 1 HBP: 0	WP: 0 PB: 0 SB: 0 CS: 0	PA: 43			
<b>PITCHER</b>	IP	WLS	BF	H	R	ER	SO	BB	IBB	HBP	BLK	WP	HR	S	P	ERA	WHIP								
Rick Reuschel, R ERA: 2.61 (1, 1)	5.0	L	23	6	6	6	0	1	0	0	0	0	2	22	26	10.80	1.400								
Bob Walk, R ERA: 4.53 (6, 1)	2.0		13	5	4	4	1	1	1	0	0	0	1	13	21	18.00	3.000								
Dave Johnson, R ERA: 4.5 (8, 1)	2.0		7	1	0	0	1	1	0	0	0	0	0	8	12	0.00	1.000								

AB	37
R	10
H	12
RBI	10
BB	4
SO	2
LOB	14



Batter	1	2	3	4	5	6	7	8	9	AB	R	H	RBI	BB	SO	LOB	BOTTOM								
Barry Bonds, L OBP: 0.346, SLG: 0.483 (1, 8)										4	1	2	0	0	1	0	<b>New York Mets @ Pittsburgh Pirates</b> Three Rivers Stadium, Pittsburgh, PA Fri Jun 12 1987, 7:05 PM EDT Att: 27,465 - Unknown								
Bobby Bonilla, S OBP: 0.326, SLG: 0.395 (1, 9)										3	0	0	0	0	1	1									
John Cangelosi, S OBP: 0.512, SLG: 0.240 (8, PH)										1	0	0	0	0	0	1									
Johnny Ray, S OBP: 0.298, SLG: 0.350 (1, 4)										3	0	2	1	0	0	0									
Mike Diaz, R OBP: 0.311, SLG: 0.598 (1, 7)										4	1	1	1	0	0	3									
Jim Morrison, R OBP: 0.293, SLG: 0.415 (1, 5)										3	0	0	0	1	0	1									
Sid Bream, L OBP: 0.376, SLG: 0.513 (1, 3)										3	0	0	0	1	0	3									
Junior Ortiz, R OBP: 0.219, SLG: 0.355 (5, PH)										3	0	1	0	0	1	0									
Michael LaValliere, L OBP: 0.381, SLG: 0.362 (9, PH)										1	0	0	0	0	0	1									
Rafael Belliard, R OBP: 0.292, SLG: 0.272 (1, 6)										3	0	0	0	1	1	1									
Rick Reuschel, R OBP: 0.219, SLG: 0.355 (5, PH)										1	0	0	0	0	1	0									
Butch Davis, R OBP: 0.333, SLG: 0.333 (5, PH)										1	0	0	0	0	0	0									
Bob Walk, R OBP: 0.333, SLG: 0.333 (5, PH)										0	0	0	0	0	0	0									
Al Pedrique, R OBP: 0.256, SLG: 0.198 (7, PH)										1	0	0	0	0	1	0									
Dave Johnson, R OBP: 0.333, SLG: 0.440 (9, PH)										0	0	0	0	0	0	0									
R.J. Reynolds, S OBP: 0.303, SLG: 0.440 (9, PH)										1	0	0	0	0	1	2									
<b>Inning Stats</b>	R: 0 E: 0 K: 1 S: 5	H: 0 LOB: 0 BB: 0 P: 5	R: 1 E: 0 K: 0 S: 4	H: 1 LOB: 0 BB: 0 P: 4	R: 0 E: 0 K: 2 S: 7	H: 0 LOB: 0 BB: 0 P: 7	R: 0 E: 0 K: 0 S: 4	H: 1 LOB: 1 BB: 0 P: 4	R: 0 E: 0 K: 1 S: 6	H: 1 LOB: 1 BB: 0 P: 6	R: 0 E: 0 K: 1 S: 7	H: 2 LOB: 3 BB: 1 P: 11	R: 0 E: 0 K: 2 S: 7	H: 0 LOB: 0 BB: 0 P: 7	R: 1 E: 0 K: 0 S: 4	H: 1 LOB: 0 BB: 0 P: 4	R: 0 E: 0 K: 1 S: 5	H: 0 LOB: 2 BB: 2 P: 13	1B: 4 2B: 0 3B: 1 HR: 1	SF: 1 SAC: 0 DP: 0 HBP: 0	WP: 0 PB: 0 SB: 0 CS: 0	PA: 36			
<b>PITCHER</b>	IP	WLS	BF	H	R	ER	SO	BB	IBB	HBP	BLK	WP	HR	S	P	ERA	WHIP								
Sid Fernandez, L ERA: 2.17 (1, 1)	8.0	W	31	6	2	2	7	1	0	0	0	0	1	44	48	2.25	0.875								
Roger McDowell, R ERA: 5.69 (9, 1)	1.0		5	0	0	0	1	2	0	0	0	0	0	5	13	0.00	2.000								

AB	32
R	2
H	6
RBI	2
BB	3
SO	8
LOB	14





Batter	1	2	3	4	5	6	7	8	9	AB	R	H	RBI	BB	SO	LOB	TOP				
<b>Mookie Wilson, S</b> (1, 8) OBP: 0.371, SLG: 0.552	4-0 G6-4-3 BB		0-0 F8	0-0 1-3			0-3 K		0-0 4-3	4	0	0	0	1	1	1	<b>New York Mets @ Pittsburgh Pirates</b> Three Rivers Stadium, Pittsburgh, PA Sat Jun 13 1987, 3:33 AM EDT Att: 26,894 - Unknown				
<b>Tim Lincecum, R</b> (1, 4) OBP: 0.427, SLG: 0.570	0-0 G6-4-3 1-2		0-0 1B 2B			0-0 F7	0-0 F8		4-0 BB	4	1	1	0	1	0	1					
<b>Keith Hernandez, L</b> (1, 3) OBP: 0.379, SLG: 0.459	0-3 K		0-0 HR 1B			0-0 F7	0-0 4-3		0-0 F7	5	1	1	1	0	1	1					
<b>Gary Carter, R</b> (1, 2) OBP: 0.319, SLG: 0.418		0-0 5-3	0-0 HR 1B			4-0 FC5-4 BB		0-0 F3		3	1	1	2	1	0	0					
<b>Darryl Strawberry, L</b> (1, 9) OBP: 0.395, SLG: 0.606 <b>Lee Mazzilli, S</b> (2, PR) OBP: 0.414, SLG: 0.592	1-0 2B HBP		0-0 5-3			0-0 FC5-4 1-2		0-0 CS 1B		0	0	0	0	0	0	0					
<b>Kevin McReynolds, R</b> (1, 7) OBP: 0.326, SLG: 0.485	0-0 1-3 2B		0-0 F8			0-0 F7		4-0 1B BB		3	0	1	0	1	0	0					
<b>Howard Johnson, S</b> (1, 5) OBP: 0.338, SLG: 0.461	0-3 K			0-3 K		0-0 E6		0-0 1-3 1B		4	0	1	0	0	2	3					
<b>Rafael Santana, R</b> (1, 6) OBP: 0.323, SLG: 0.349 <b>Dave Magadan, L</b> (8, PH) OBP: 0.350, SLG: 0.440	4-0 BB			0-0 1-3		0-0 F3		0-0 G3		2	0	0	0	1	0	1					
<b>Ron Darling, R</b> (1, 1) OBP: 0.192, SLG: 0.280 <b>Randy Myers, L</b> (7, 1) OBP: 0.500, SLG: 0.590 <b>Roger McDowell, R</b> (8, 1) OBP: 0.500, SLG: 0.667 <b>Lenny Dykstra, L</b> (8, PH) OBP: 0.374, SLG: 0.521	0-0 1-3			0-0 1B		0-3 K			0-0 B1-3	3	0	1	0	0	1	4					
<b>Inning Stats</b>	R: 0 E: 0 K: 1 S: 4	H: 0 LOB: 0 BB: 1 P: 8	R: 0 E: 0 K: 1 S: 6	H: 1 LOB: 3 BB: 1 P: 11	R: 3 E: 0 K: 0 S: 6	H: 3 LOB: 0 BB: 0 P: 6	R: 0 E: 0 K: 1 S: 6	H: 1 LOB: 1 BB: 0 P: 6	R: 0 E: 1 K: 1 S: 3	H: 0 LOB: 1 BB: 0 P: 7	R: 0 E: 0 K: 1 S: 5	H: 0 LOB: 0 BB: 0 P: 5	R: 0 E: 0 K: 0 S: 4	H: 2 LOB: 2 BB: 1 P: 8	R: 0 E: 0 K: 0 S: 3	H: 0 LOB: 1 BB: 1 P: 7		1B: 4 2B: 2 3B: 0 HR: 1	SF: 0 SAC: 0 DP: 1 HBP: 1	WP: 0 PB: 0 SB: 0 CS: 1	PA: 39
<b>PITCHER</b>	IP	WLS	BF	H	R	ER	SO	BB	IBB	HBP	BLK	WP	HR	S	P	ERA	WHIP				
<b>Bob Kipper, L</b> (1, 1) ERA: 5.43	7.0		30	5	3	3	5	3	0	1	0	0	1	36	49	3.86	1.143				
<b>Don Robinson, R</b> (8, 1) ERA: 3.77	2.0	W	9	2	0	0	0	2	0	0	0	0	0	7	15	0.00	2.000				

AB 33  
R 3  
H 7  
RBI 3  
BB 5  
SO 5  
LOB 14



Batter	1	2	3	4	5	6	7	8	9	AB	R	H	RBI	BB	SO	LOB	BOTTOM				
<b>Barry Bonds, L</b> (1, 7) OBP: 0.344, SLG: 0.479	0-3 K		0-0 F9				0-0 L3			4	0	1	0	0	1	2	<b>New York Mets @ Pittsburgh Pirates</b> Three Rivers Stadium, Pittsburgh, PA Sat Jun 13 1987, 3:33 AM EDT Att: 26,894 - Unknown				
<b>Andy Van Slyke, L</b> (1, 8) OBP: 0.328, SLG: 0.477	4-0 S E BB		0-0 G6-3 1B			0-0 E1 S	0-0 F7		0-0 F7	3	1	1	0	1	0	3					
<b>Johnny Ray, S</b> (1, 4) OBP: 0.301, SLG: 0.357	0-0 E8 1-H 4-3 2B		0-0 G6-3 1-2			0-0 K		0-0 SH2-3 1B		4	2	2	1	0	1	3					
<b>Sid Bream, L</b> (1, 3) OBP: 0.371, SLG: 0.505	0-0 4-3			0-3 K		0-3 K		0-0 SH2-3 1-2 1B		3	0	0	1	0	2	0					
<b>Jim Morrison, R</b> (1, 5) OBP: 0.292, SLG: 0.409	0-3 K			0-0 L9		0-3 K		4-0 1B IBB		3	0	0	0	1	2	0					
<b>R.J. Reynolds, S</b> (1, 9) OBP: 0.357, SLG: 0.450		0-0 2B		0-3 K		0-0 F7		0-0 1-3 2-H 1B		4	0	2	1	0	1	0					
<b>Michael LaValliere, L</b> (1, 2) OBP: 0.353, SLG: 0.364 <b>Mike Diaz, R</b> (6, 2) OBP: 0.314, SLG: 0.591		0-0 L7			0-0 FC1-6 1B		0-0 L6	4-0 G6-3 BB		2	0	1	0	0	0	1					
<b>Rafael Belliard, R</b> (1, 6) OBP: 0.291, SLG: 0.266		0-0 F7			0-0 FC1-6 1B E		4-0 1B S BB	0-0 G6-3 1-2		3	1	0	0	1	0	5					
<b>Bob Kipper, R</b> (1, 1) OBP: 0.350, SLG: 0.450 <b>Bobby Bonilla, S</b> (7, PH) OBP: 0.324, SLG: 0.392 <b>Don Robinson, R</b> (8, 1) ERA: 5.54		0-0 6-3			0-0 E 1-3 1B		0-0 F6			2	0	1	0	0	0	1					
<b>Inning Stats</b>	R: 2 E: 1 K: 2 S: 8	H: 1 LOB: 0 BB: 1 P: 12	R: 0 E: 0 K: 0 S: 4	H: 1 LOB: 1 BB: 0 P: 4	R: 0 E: 0 K: 0 S: 3	H: 1 LOB: 0 BB: 0 P: 3	R: 0 E: 0 K: 2 S: 7	H: 0 LOB: 0 BB: 0 P: 7	R: 1 E: 1 K: 1 S: 8	H: 2 LOB: 2 BB: 0 P: 8	R: 0 E: 0 K: 0 S: 4	H: 1 LOB: 2 BB: 1 P: 8	R: 1 E: 0 K: 0 S: 4	H: 2 LOB: 2 BB: 2 P: 12	R: 0 E: 0 K: 0 S: 3	H: 0 LOB: 1 BB: 1 P: 7		1B: 6 2B: 2 3B: 0 HR: 0	SF: 0 SAC: 1 DP: 2 HBP: 0	WP: 0 PB: 0 SB: 0 CS: 0	PA: 35
<b>PITCHER</b>	IP	WLS	BF	H	R	ER	SO	BB	IBB	HBP	BLK	WP	HR	S	P	ERA	WHIP				
<b>Ron Darling, R</b> (1, 1) ERA: 5.0	6.2	L	27	5	3	1	7	2	0	0	0	0	0	39	47	1.35	1.050				
<b>Randy Myers, L</b> (7, 1) ERA: 7.36	0.2	L	6	3	1	1	0	0	1	0	0	0	0	5	9	13.50	4.500				
<b>Roger McDowell, R</b> (8, 1) ERA: 5.54	0.2		2	0	0	0	0	1	0	0	0	0	0	1	5	0.00	1.500				

AB 30  
R 4  
H 8  
RBI 3  
BB 4  
SO 7  
LOB 16





Batter	1	2	3	4	5	6	7	8	9	AB	R	H	RBI	BB	SO	LOB	TOP								
Lenny Dykstra, L OBP: 0.369, SLG: 0.509 (1, 8)	G3		K	K					3-1	4	0	0	0	1	2	1									
Tim Teufel, R OBP: 0.416, SLG: 0.548 (1, 4)	BB HBP		F6		E3 2B				6-3	4	1	0	0	0	1	1									
Keith Hernandez, L OBP: 0.381, SLG: 0.478 (1, 3)	F7			HR	HR 2B				4-3	4	2	2	2	0	0	1									
Darryl Strawberry, L OBP: 0.401, SLG: 0.628 (1, 9)	BB			1B 2B	HR				K	3	2	2	2	1	1	0									
Kevin McReynolds, R OBP: 0.329, SLG: 0.483 (1, 7)	6-3			1B 3B BB	G1-4-3 1B				5-3	3	1	1	0	1	0	2									
Howard Johnson, S OBP: 0.336, SLG: 0.454 (1, 5)		L4 BB		F2	F5				F7	3	0	0	0	1	0	3									
Barry Lyons, R OBP: 0.273, SLG: 0.365 (1, 2)	L4			3B 1B	G1-4-3				K	4	1	1	1	0	1	2									
Rafael Santana, R OBP: 0.321, SLG: 0.360 (1, 6)	K			3B					G3	4	0	1	2	0	2	0									
John Mitchell, R (1, 1)				3B																					
Jeff Innis, R (3, 1)			4-3	K																					
Doug Sisk, R (4, 1)																									
Bill Almon, R OBP: 0.222, SLG: 0.206 (9, PH)																									
Jesse Orosco, R (9, 1)									F3	1	0	0	0	0	0	0									
<b>Inning Stats</b>	R: 0 E: 0 K: 0 S: 3	H: 0 LOB: 2 BB: 1 P: 8	R: 0 E: 0 K: 1 S: 4	H: 0 LOB: 0 BB: 1 P: 8	R: 0 E: 0 K: 1 S: 5	H: 0 LOB: 0 BB: 0 P: 5	R: 4 E: 0 K: 2 S: 11	H: 4 LOB: 1 BB: 1 P: 15	R: 3 E: 1 K: 0 S: 6	H: 3 LOB: 0 BB: 0 P: 6	R: 0 E: 0 K: 3 S: 9	H: 0 LOB: 1 BB: 1 P: 13	R: 0 E: 0 K: 1 S: 5	H: 0 LOB: 0 BB: 0 P: 5	R: 0 E: 0 K: 0 S: 5	H: 0 LOB: 0 BB: 0 P: 3	R: 0 E: 0 K: 0 S: 3	H: 0 LOB: 0 BB: 0 P: 3	1B: 2 2B: 3 3B: 1 HR: 2	SF: 0 SAC: 0 DP: 2 HBP: 1	WP: 0 PB: 0 SB: 1 CS: 0	PA: 38			
<b>PITCHER</b>	IP	WLS	BF	H	R	ER	SO	BB	IBB	HBP	BLK	WP	HR	S	P	ERA	WHIP								
Brian Fisher, R ERA: 6.18 (1, 1)	4.0	L	21	5	6	5	4	3	0	1	0	0	1	25	38	11.25	2.000								
Dom Taylor, R ERA: 5.39 (5, 1)	3.0		11	2	1	1	4	1	0	0	0	0	1	18	22	3.00	1.000								
John Smiley, L ERA: 5.7 (8, 1)	2.0		6	0	0	0	1	0	0	0	0	0	0	8	8	0.00	0.000								

New York Mets @ Pittsburgh Pirates  
Three Rivers Stadium, Pittsburgh, PA  
Sun Jun 14 1987, 3:33 AM EDT  
Att: 30,477 - Unknown

AB 33  
R 7  
H 7  
RBI 7  
BB 4  
SO 9  
LOB 11




Batter	1	2	3	4	5	6	7	8	9	AB	R	H	RBI	BB	SO	LOB	BOTTOM								
Barry Bonds, L OBP: 0.337, SLG: 0.468 (1, 7)	6-3		FC4-6 CS		L1				F6	5	0	0	0	0	0	4									
Andy Van Slyke, L OBP: 0.332, SLG: 0.475 (1, 8)	3-1		CS	HR 1B	BB				L9	3	1	1	0	1	0	1									
Johnny Ray, S OBP: 0.304, SLG: 0.372 (1, 4)	FC5-4 1B			HR 1B	F9				4-3	4	1	2	2	0	0	1									
Mike Diaz, R OBP: 0.312, SLG: 0.577 (1, 2)	FC5-4			F8	K				G4-6-3 1B	4	0	1	0	0	1	2									
Sid Bream, L OBP: 0.368, SLG: 0.500 (1, 3)		4-3		BB 1B	1B				G4-6-3	4	1	1	0	0	0	1									
R.J. Reynolds, S OBP: 0.354, SLG: 0.439 (1, 9)		5-3		1B BB					5-3	3	0	0	0	1	0	0									
Jim Morrison, R OBP: 0.291, SLG: 0.406 (1, 5)		F5		F7					G1 1B	4	0	1	0	0	0	2									
Rafael Belliard, R OBP: 0.292, SLG: 0.268 (1, 6)			4-3						G1	3	0	1	1	0	0	0									
Bobby Bonilla, S OBP: 0.322, SLG: 0.389 (9, PH)				1-3 2H 1B					G1	1	0	0	0	0	0	1									
Brian Fisher, R OBP: 0.176, SLG: 0.353 (1, 1)									BB	2	0	1	0	0	1	2									
Dom Taylor, R OBP: 0.143, SLG: 0.143 (5, 1)										0	0	0	0	0	0	0									
John Cangelosi, S OBP: 0.518, SLG: 0.255 (7, PH)										1	0	1	0	0	0	0									
John Smiley, L OBP: 0.333, SLG: 0.667 (8, 1)										0	0	0	0	0	0	0									
Don Robinson, R (9, PH)										0	0	0	0	1	0	0									
<b>Inning Stats</b>	R: 0 E: 0 K: 0 S: 4	H: 1 LOB: 1 BB: 0 P: 4	R: 0 E: 0 K: 0 S: 3	H: 0 LOB: 0 BB: 0 P: 3	R: 0 E: 0 K: 0 S: 3	H: 1 LOB: 0 BB: 0 P: 3	R: 3 E: 0 K: 1 S: 9	H: 4 LOB: 2 BB: 1 P: 13	R: 0 E: 0 K: 0 S: 5	H: 0 LOB: 0 BB: 0 P: 9	R: 0 E: 0 K: 0 S: 3	H: 0 LOB: 0 BB: 0 P: 3	R: 0 E: 0 K: 0 S: 4	H: 1 LOB: 1 BB: 0 P: 4	R: 0 E: 0 K: 0 S: 3	H: 1 LOB: 0 BB: 0 P: 3	R: 0 E: 0 K: 0 S: 4	H: 1 LOB: 2 BB: 1 P: 8	1B: 8 2B: 0 3B: 0 HR: 1	SF: 0 SAC: 0 DP: 1 HBP: 0	WP: 0 PB: 0 SB: 0 CS: 1	PA: 38			
<b>PITCHER</b>	IP	WLS	BF	H	R	ER	SO	BB	IBB	HBP	BLK	WP	HR	S	P	ERA	WHIP								
John Mitchell, R ERA: 4.4 (1, 1)	2.1		8	1	0	0	0	0	0	0	0	0	0	6	10	27.00	5.000								
Jeff Innis, R ERA: 6.48 (3, 1)	1.0		7	4	3	3	0	1	0	0	0	0	0	20	24	0.00	0.857								
Doug Sisk, R ERA: 3.31 (4, 1)	4.2	W	17	3	0	0	2	1	0	0	0	0	0	4	8	0.00	2.000								
Jesse Orosco, L ERA: 4.97 (9, 1)	1.0		5	1	0	0	0	1	0	0	0	0	0	4	8	0.00	2.000								


New York Mets @ Pittsburgh Pirates  
Three Rivers Stadium, Pittsburgh, PA  
Sun Jun 14 1987, 3:33 AM EDT  
Att: 30,477 - Unknown

AB 34  
R 3  
H 9  
RBI 3  
BB 3  
SO 2  
LOB 14





Batter	1	2	3	4	5	6	7	8	9	AB	R	H	RBI	BB	SO	LOB	TOP			
Lenny Dykstra, L (1, 8) OBP: 0.361, SLG: 0.497	0-0 1-3		0-3 K			0-0 F7		0-3 K		4	0	0	0	0	2	0	<p><b>New York Mets @ Montreal Expos</b> Olympic Stadium, Montreal, QB Mon Jun 15 1987, 7:05 PM EDT Att: 16,465 - Unknown</p> <p>livebaseballscores.com</p> <p>AB 31 R 0 H 3 RBI 0 BB 3 SO 6 LOB 15</p> 			
Tim Lincecum, R (1, 4) OBP: 0.416, SLG: 0.538 Bill Almon, R (6, 4) OBP: 0.216, SLG: 0.200	4-0 BB		0-0 F7			0-0 5-3		0-0 5-3		2	0	0	0	1	0	0				
Keith Hernandez, L (1, 3) OBP: 0.383, SLG: 0.476	0-0 F9			0-0 1B		0-0 E8		4-0 BB BB		3	0	1	0	1	0	1				
Gary Carter, R (1, 2) OBP: 0.314, SLG: 0.409	0-0 6-3			0-0 F8		0-0 F7		0-0 F8		4	0	0	0	0	0	4				
Darryl Strawberry, L (1, 9) OBP: 0.388, SLG: 0.619		0-0 L9		0-0 L6			0-3 K	4-0 1-2 BB		3	0	0	0	1	1	1				
Kevin McReynolds, R (1, 7) OBP: 0.332, SLG: 0.488		0-0 FC4-6 1B		0-0 F8		0-0 2B		0-0 F8		4	0	2	0	0	0	3				
Howard Johnson, S (1, 5) OBP: 0.330, SLG: 0.444		0-0 FC4-6 1-2 S			0-0 F7		0-3 K	0-0 F7		4	0	0	0	0	1	4				
Rafael Santana, R (1, 6) OBP: 0.315, SLG: 0.353		0-3 K			0-0 5-3		0-3 K			3	0	0	0	0	2	2				
Dwight Gooden, R (1, 1) OBP: 0.111, SLG: 0.111 Dave Magadan, L (8, PH) OBP: 0.356, SLG: 0.434 Jeff Innis, R (8, 1)			0-0 F9			0-0 6-3		0-0 F9		2	0	0	0	0	0	0				
<b>Inning Stats</b>	R: 0 E: 0 K: 0 S: 3	H: 0 LOB: 1 BB: 1 P: 7	R: 0 E: 0 K: 1 S: 6	H: 1 LOB: 1 BB: 0 P: 6	R: 0 E: 0 K: 1 S: 5	H: 0 LOB: 0 BB: 0 P: 5	R: 0 E: 0 K: 0 S: 4	H: 1 LOB: 1 BB: 0 P: 4	R: 0 E: 1 K: 0 S: 4	H: 0 LOB: 1 BB: 0 P: 4	R: 0 E: 0 K: 3 S: 10	H: 1 LOB: 1 BB: 0 P: 10	R: 0 E: 0 K: 1 S: 5	H: 0 LOB: 0 BB: 2 P: 5	R: 0 E: 0 K: 0 S: 3	H: 0 LOB: 0 BB: 11 P: 11	1B: 2 2B: 1 3B: 0 HR: 0	SF: 0 SAC: 0 DP: 0 HBP: 0	WP: 0 PB: 0 SB: 1 CS: 0	PA: 34
<b>PITCHER</b> Dennis Martinez, R (1, 1) ERA: 1.13	IP: 9.0 WLS: W BF: 34 H: 3 R: 0 ER: 0 SO: 6 BB: 3 IBB: 0 HBP: 0 BLK: 0 WP: 0 HR: 0 S: 43 P: 55 ERA: 0.00 WHIP: 0.667															<b>PITCHER</b>				


Batter	1	2	3	4	5	6	7	8	9	AB	R	H	RBI	BB	SO	LOB	BOTTOM			
Casey Candaele, S (1, 9) OBP: 0.356, SLG: 0.378	4-0 FC5-6-4 BB		0-0 5-3		0-0 6-3		0-0 F6			3	0	0	0	1	0	0	<p><b>New York Mets @ Montreal Expos</b> Olympic Stadium, Montreal, QB Mon Jun 15 1987, 7:05 PM EDT Att: 16,465 - Unknown</p> <p>livebaseballscores.com</p> <p>AB 30 R 4 H 8 RBI 3 BB 4 SO 8 LOB 15</p> 			
Hern Wainwright, L (1, 8) OBP: 0.377, SLG: 0.514	0-0 FC5-6-4 1-2 S 1B		0-0 1B		0-0 3B 2B		4-0 BB			3	2	2	0	1	0	1				
Tim Lincecum, S (1, 7) OBP: 0.449, SLG: 0.570	0-0 4-3		0-0 F9		0-3 K		0-3 K			4	0	0	0	0	2	4				
Tim Wallach, R (1, 5) OBP: 0.352, SLG: 0.527 Mitch Webster, S (6, 9) OBP: 0.362, SLG: 0.400	0-0 3-H 1B			0-0 E 2B	4-0 3B BB		0-3 K			2	2	2	1	1	0	0				
Hubie Brooks, R (1, 6) OBP: 0.377, SLG: 0.614	0-0 F8			0-0 E4 2-H 1B	0-0 3B BB		0-0 2B			4	0	3	2	0	0	1				
Andres Galarraga, R (1, 3) OBP: 0.402, SLG: 0.495		0-0 G6-4-3 1B		0-3 K	0-3 K		0-0 5-3			4	0	1	0	0	2	3				
Vance Law, R (1, 4) OBP: 0.365, SLG: 0.423		0-0 L9		0-0 F9		0-0 6-3		0-0 F3		4	0	0	0	0	0	3				
Jeff Reed, L (1, 2) OBP: 0.206, SLG: 0.177		0-0 G6-4-3 1-2			4-0 BB		0-3 K			2	0	0	0	1	1	1				
Dennis Martinez, R (1, 1)			0-3 K		0-0 F9		0-3 K			3	0	0	0	0	2	2				
<b>Inning Stats</b>	R: 1 E: 0 K: 0 S: 4	H: 1 LOB: 1 BB: 1 P: 8	R: 0 E: 0 K: 0 S: 3	H: 1 LOB: 0 BB: 0 P: 3	R: 0 E: 0 K: 1 S: 6	H: 1 LOB: 1 BB: 0 P: 6	R: 1 E: 1 K: 1 S: 7	H: 2 LOB: 2 BB: 1 P: 11	R: 2 E: 0 K: 2 S: 9	H: 2 LOB: 1 BB: 1 P: 13	R: 0 E: 0 K: 2 S: 7	H: 0 LOB: 0 BB: 0 P: 7	R: 0 E: 0 K: 1 S: 4	H: 0 LOB: 0 BB: 1 P: 8	R: 0 E: 0 K: 1 S: 6	H: 1 LOB: 1 BB: 0 P: 6	1B: 4 2B: 3 3B: 1 HR: 0	SF: 0 SAC: 0 DP: 1 HBP: 0	WP: 0 PB: 0 SB: 2 CS: 0	PA: 34
<b>PITCHER</b> Dwight Gooden, R (1, 1) ERA: 2.91 Jeff Innis, R (8, 1) ERA: 5.79	IP: 7.0 WLS: L BF: 30 H: 7 R: 4 ER: 4 SO: 7 BB: 4 IBB: 0 HBP: 0 BLK: 0 WP: 0 HR: 0 S: 40 P: 56 ERA: 5.14 WHIP: 1.571															<b>PITCHER</b>				



Batter	1	2	3	4	5	6	7	8	9	AB	R	H	RBI	BB	SO	LOB	TOP								
Mookie Wilson, S (1, 8) OBP: 0.366, SLG: 0.537	0-3 K	0-0 F6		0-3 K		0-3 K		0-3 K	4-0 BB	4	0	0	0	1	3	2									
Keith Miller, R (1, 4) OBP: 0.500, SLG: 0.500	0-3 K		0-0 5-3		0-0 F7 SF9		0-0 K		0-3 K	4	1	2	0	0	1	0									
Bill Almon, R (8, 4) OBP: 0.211, SLG: 0.194	0-3 K									1	0	0	0	0	1	1									
Keith Hernandez, L (1, 3) OBP: 0.385, SLG: 0.476	0-0 1B		0-0 1B HR		0-0 F7		0-0 F7		0-0 F4	4	1	2	0	0	0	1									
Gary Carter, R (1, 2) OBP: 0.317, SLG: 0.410	0-0 P3		0-0 1B HR		0-0 SF9		0-0 SF9		4-0 HR BB	2	2	1	1	1	0	1									
Darryl Strawberry, L (1, 9) OBP: 0.396, SLG: 0.626		0-3 K	0-3 K		0-3 K		0-3 K		0-0 HR	4	1	1	2	0	3	2									
Kevin McReynolds, R (1, 7) OBP: 0.335, SLG: 0.502		0-0 2B	0-0 1B HR		0-3 K		0-3 K		0-0 5-3	4	2	2	3	0	1	0									
Dave Magadan, L (1, 5) OBP: 0.352, SLG: 0.438		0-0 1B	0-0 4-3		0-0 4-3		0-0 4-3		0-0 F7	4	0	1	1	0	0	0									
Rafael Santana, R (1, 6) OBP: 0.314, SLG: 0.350		0-0 2B		0-3 K		0-0 F9		0-3 K	0-3 K	4	0	1	0	0	2	0									
Terry Leach, R (1, 1)	0-3 K		0-3 K		0-3 K		0-0 6-3		0-0 5-3	4	0	0	0	0	2	2									
Roger McDowell, R (9, 1) OBP: 0.500, SLG: 0.667	0-3 K		0-3 K		0-3 K		0-0 6-3		0-0 5-3	0	0	0	0	0	0	0									
<b>Inning Stats</b>	R: 0 E: 0 K: 2 S: 8	H: 1 LOB: 1 BB: 0 P: 8	R: 1 E: 0 K: 2 S: 10	H: 3 LOB: 2 BB: 0 P: 10	R: 3 E: 0 K: 1 S: 8	H: 3 LOB: 0 BB: 0 P: 8	R: 0 E: 0 K: 3 S: 9	H: 0 LOB: 0 BB: 0 P: 9	R: 1 E: 0 K: 1 S: 6	H: 1 LOB: 0 BB: 0 P: 6	R: 0 E: 0 K: 1 S: 5	H: 0 LOB: 0 BB: 0 P: 5	R: 0 E: 0 K: 1 S: 5	H: 1 LOB: 1 BB: 0 P: 5	R: 2 E: 0 K: 0 S: 4	H: 1 LOB: 0 BB: 1 P: 8	R: 0 E: 0 K: 2 S: 7	H: 0 LOB: 1 BB: 1 P: 11	1B: 7 2B: 1 3B: 0 HR: 2	SF: 1 SAC: 0 DP: 0 HBP: 0	WP: 0 PB: 0 SB: 1 CS: 0	PA: 38			
<b>PITCHER</b>	IP	WLS	BF	H	R	ER	SO	BB	IBB	HBP	BLK	WP	HR	S	P	ERA	WHIP								
Bob Sebra, R (1, 1) ERA: 4.73	5.0	L	23	8	5	5	9	0	0	0	0	0	1	41	10	9.00	1.600								
Andy McCaffigan, R (6, 1) ERA: 1.97	2.0		6	1	0	0	2	0	0	0	0	0	0	10	10	0.00	0.500								
Bob McClure, L (8, 1) ERA: 4.84	1.0		5	1	2	2	0	1	0	0	0	0	1	4	8	18.00	2.000								
Jeff Parrett, R (9, 1) ERA: 3.18	1.0		4	0	0	0	2	1	0	0	0	0	0	7	11	0.00	1.000								

**New York Mets @ Montreal Expos**  
Olympic Stadium, Montreal, QB  
Tue Jun 16 1987, 7:05 PM EDT  
Att: 20,132 - Unknown

AB 35  
R 7  
H 10  
RBI 7  
BB 2  
SO 13  
LOB 9



Batter	1	2	3	4	5	6	7	8	9	AB	R	H	RBI	BB	SO	LOB	BOTTOM								
Casey Candaele, S (1, 4) OBP: 0.351, SLG: 0.371	0-3 K		0-0 5-3		0-0 6-3			0-0 4-3		4	0	0	0	0	1	0									
Herm Winningham, L (1, 8) OBP: 0.381, SLG: 0.514	0-0 G3		0-0 S		0-0 4-3		0-0 4-3		0-0 1B	4	1	2	0	0	0	0									
Tim Raines, S (1, 7) OBP: 0.450, SLG: 0.568	0-0 1B		0-0 F7		0-0 6-3		0-0 6-3		0-0 1B	4	1	2	0	0	0	1									
Tim Wallach, R (1, 5) OBP: 0.352, SLG: 0.524	0-0 1B		0-0 5-3		0-0 5-3		0-0 F4		0-0 1B	3	0	1	0	0	0	1									
Jeff Parrett, R (9, 1)	0-0 1B		0-0 5-3		0-0 5-3		0-0 F4		0-0 1B	0	0	0	0	0	0	0									
Dave Engle, R (9, PH) OBP: 0.269, SLG: 0.306	1-2 1B		0-0 5-3		0-0 5-3		0-0 F4		0-0 1B	1	1	1	2	0	0	0									
Hubie Brooks, R (1, 6) OBP: 0.358, SLG: 0.581	0-3 K		0-0 F8		0-0 K		0-3 K		0-0 5-3	4	0	0	0	0	2	3									
Andres Galarraga, R (1, 3) OBP: 0.386, SLG: 0.485		0-0 5-3		0-0 6-3		0-0 L8		0-3 K	0-3 K	4	0	0	0	0	1	1									
Mitch Webster, S (1, 9) OBP: 0.360, SLG: 0.397		0-0 L8		0-0 P3		0-0 F8		0-0 1B	0-0 K	4	0	1	1	0	0	0									
Mike Fitzgerald, R (1, 2) OBP: 0.290, SLG: 0.273		0-0 1B		0-0 5-3		0-0 5-3		0-0 F2	0-3 K	4	0	1	0	0	1	1									
Bob Sebra, R (1, 1) OBP: 0.142, SLG: 0.190		0-0 5-3		0-0 6-3		0-3 K		0-3 K		1	0	0	0	0	0	1									
Wallace Johnson, S (5, PH) OBP: 0.244, SLG: 0.286		0-0 5-3		0-0 6-3		0-3 K		0-3 K		1	0	0	0	0	0	0									
Andy McCaffigan, R (8, 1)		0-0 5-3		0-0 6-3		0-3 K		0-3 K		0	0	0	0	0	0	0									
Bob McClure, R (8, 1)		0-0 5-3		0-0 6-3		0-3 K		0-3 K		0	0	0	0	0	0	0									
Tom Foley, L (8, PH) OBP: 0.266, SLG: 0.352		0-0 5-3		0-0 6-3		0-3 K		0-3 K		1	0	0	0	0	0	1									
<b>Inning Stats</b>	R: 0 E: 0 K: 2 S: 9	H: 2 LOB: 2 BB: 0 P: 9	R: 0 E: 0 K: 0 S: 4	H: 1 LOB: 1 BB: 0 P: 4	R: 0 E: 0 K: 0 S: 4	H: 1 LOB: 1 BB: 0 P: 4	R: 0 E: 0 K: 0 S: 3	H: 0 LOB: 0 BB: 0 P: 3	R: 0 E: 0 K: 0 S: 3	H: 0 LOB: 0 BB: 0 P: 3	R: 0 E: 0 K: 0 S: 3	H: 0 LOB: 0 BB: 0 P: 3	R: 0 E: 0 K: 1 S: 5	H: 0 LOB: 0 BB: 0 P: 5	R: 0 E: 0 K: 1 S: 5	H: 0 LOB: 0 BB: 0 P: 5	R: 3 E: 0 K: 2 S: 11	H: 4 LOB: 1 BB: 0 P: 11	1B: 7 2B: 1 3B: 0 HR: 0	SF: 0 SAC: 0 DP: 0 HBP: 0	WP: 0 PB: 0 SB: 2 CS: 0	PA: 35			
<b>PITCHER</b>	IP	WLS	BF	H	R	ER	SO	BB	IBB	HBP	BLK	WP	HR	S	P	ERA	WHIP								
Terry Leach, R (1, 1) ERA: 2.32	8.0	W	31	7	3	3	4	0	0	0	0	0	0	39	39	3.38	0.875								
Roger McDowell, R (9, 1) ERA: 5.33	1.0		4	1	0	0	2	0	0	0	0	0	0	8	8	0.00	1.000								

**New York Mets @ Montreal Expos**  
Olympic Stadium, Montreal, QB  
Tue Jun 16 1987, 7:05 PM EDT  
Att: 20,132 - Unknown

AB 35  
R 3  
H 8  
RBI 3  
BB 0  
SO 6  
LOB 8





Batter	1	2	3	4	5	6	7	8	9	AB	R	H	RBI	BB	SO	LOB	TOP			
Lenny Dykstra, L OBP: 0.354, SLG: 0.486 (1, 8)										4	0	0	0	0	1	2				
Keith Miller, R OBP: 0.500, SLG: 0.429 (1, 4)										3	0	1	0	0	0	2				
Keith Hernandez, L OBP: 0.380, SLG: 0.470 Clint Hurdle, L OBP: 0.500, SLG: 0.500 (1, 3) (7, 3)										3	0	0	0	0	0	2				
Gary Carter, R OBP: 0.314, SLG: 0.406 Barry Lyons, R OBP: 0.291, SLG: 0.370 (1, 2) (5, 2)										2	0	0	0	0	1	0				
Darryl Strawberry, L OBP: 0.399, SLG: 0.623 Randy Myers, L OBP: 0.500, SLG: 0.500 Bill Almon, R OBP: 0.231, SLG: 0.194 (1, 9) (7, 1) (9, PH)										1	0	0	0	2	0	0				
Kevin McReynolds, R OBP: 0.332, SLG: 0.498 Jeff Innis, R Mookie Wilson, S OBP: 0.367, SLG: 0.536 (1, 7) (5, 1) (7, PH) (7, 9)										2	0	0	0	0	0	1				
Howard Johnson, S OBP: 0.325, SLG: 0.436 (1, 6)										4	0	0	1	0	1	5				
Dave Magadan, L OBP: 0.347, SLG: 0.429 (1, 5)										4	0	1	0	0	0	2				
Sid Fernandez, L OBP: 0.222, SLG: 0.280 Lee Mazzilli, S OBP: 0.417, SLG: 0.580 (1, 1) (5, 7)										1	0	0	0	0	1	0				
<b>Inning Stats</b>	R: 0 E: 0 K: 0 S: 2	H: 0 LOB: 0 BB: 0 P: 3	R: 0 E: 0 K: 0 S: 3	H: 0 LOB: 0 BB: 0 P: 3	R: 0 E: 0 K: 1 S: 5	H: 1 LOB: 0 BB: 0 P: 5	R: 0 E: 0 K: 0 S: 3	H: 0 LOB: 1 BB: 1 P: 11	R: 0 E: 0 K: 0 S: 3	H: 0 LOB: 1 BB: 1 P: 7	R: 0 E: 0 K: 0 S: 4	H: 1 LOB: 2 BB: 1 P: 8	R: 0 E: 0 K: 1 S: 6	H: 1 LOB: 1 BB: 0 P: 6	R: 1 E: 0 K: 0 S: 5	H: 2 LOB: 2 BB: 1 P: 9	1B: 5 2B: 0 3B: 0 HR: 0	SF: 0 SAC: 0 DP: 2 HBP: 1	WP: 0 PB: 0 SB: 0 CS: 0	PA: 35
<b>PITCHER</b> Bryn Smith, R ERA: 4.87 (1, 1)	IP: 9.0 WLS: W BF: 35 H: 5 R: 1 ER: 1 SO: 4 BB: 4 IBB: 0 HBP: 1 BLK: 0 WP: 0 HR: 0 S: 38 P: 55 ERA: 1.00 WHIP: 1.000															<b>PITCHER</b>				

New York Mets @ Montreal Expos  
Olympic Stadium, Montreal, QB  
Wed Jun 17 1987, 7:05 PM EDT  
Att: 15,364 - Unknown

AB 30  
R 1  
H 5  
RBI 1  
BB 4  
SO 4  
LOB 18



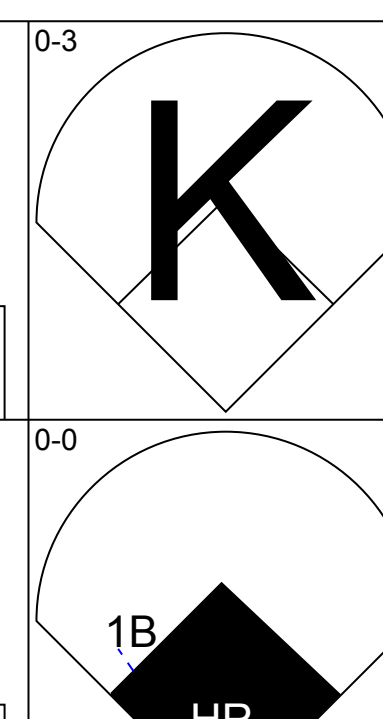
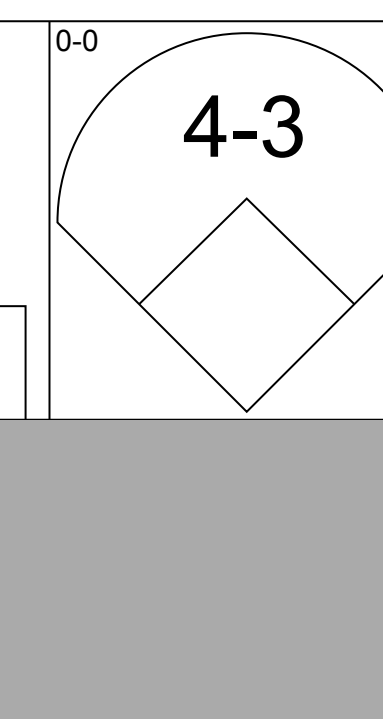
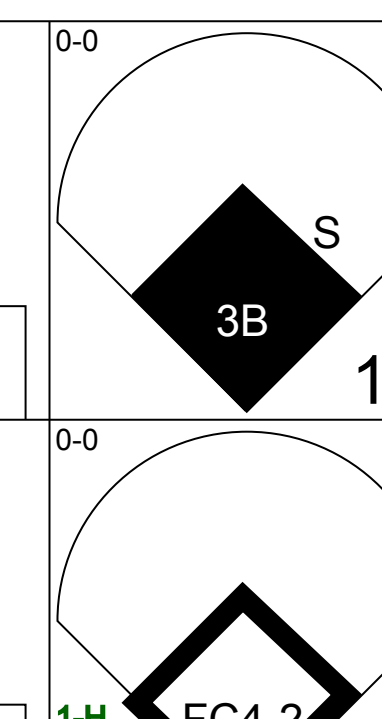
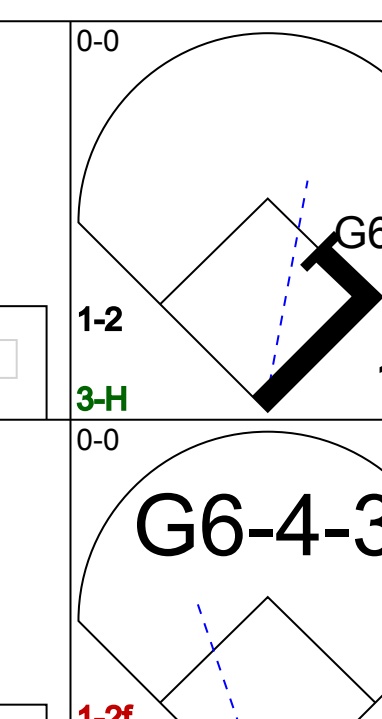
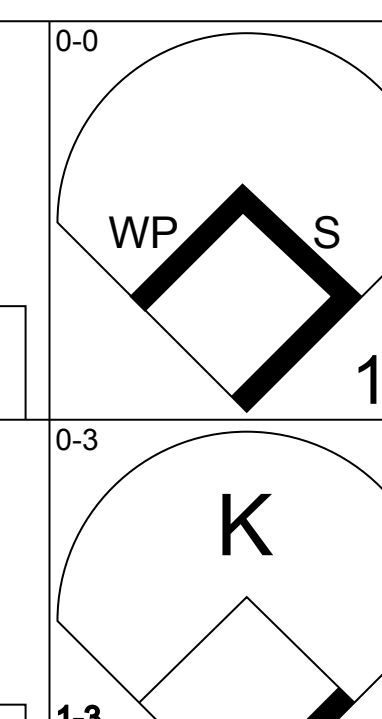

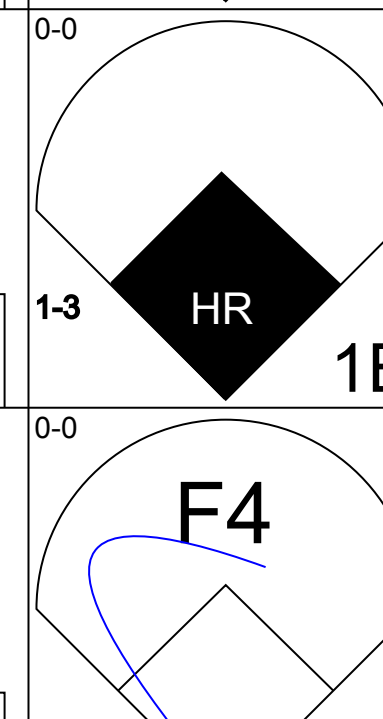
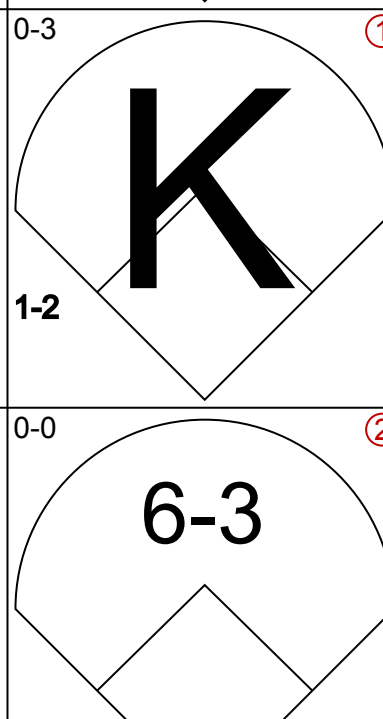
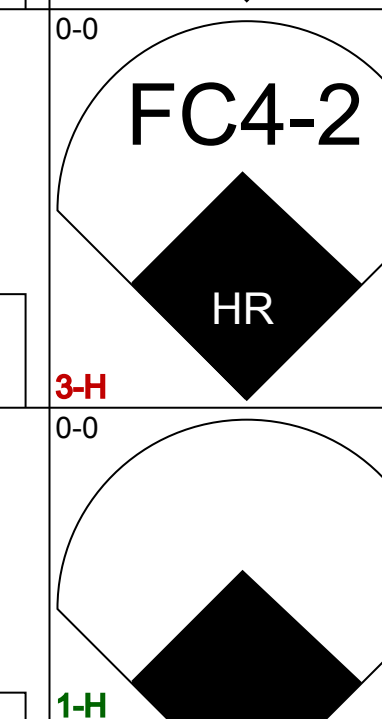

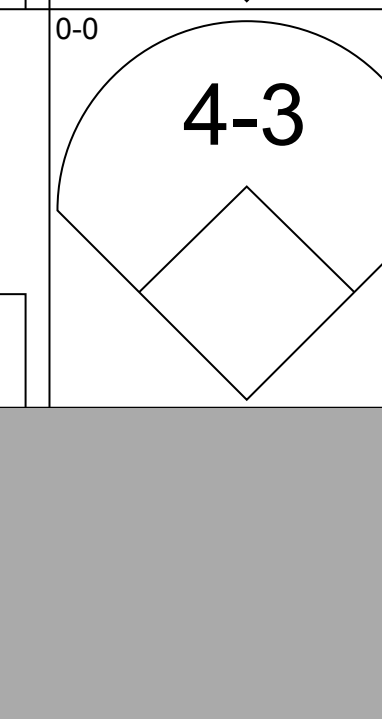
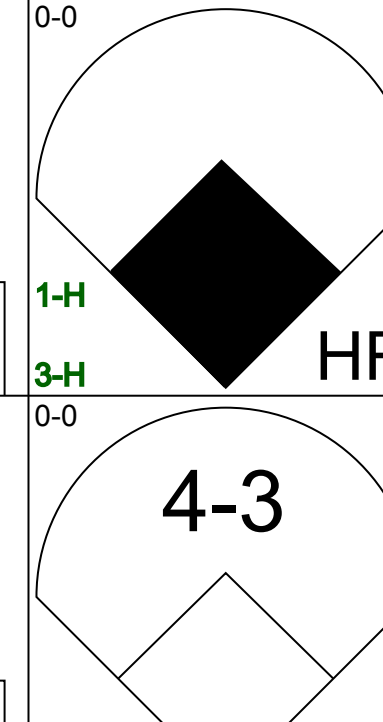
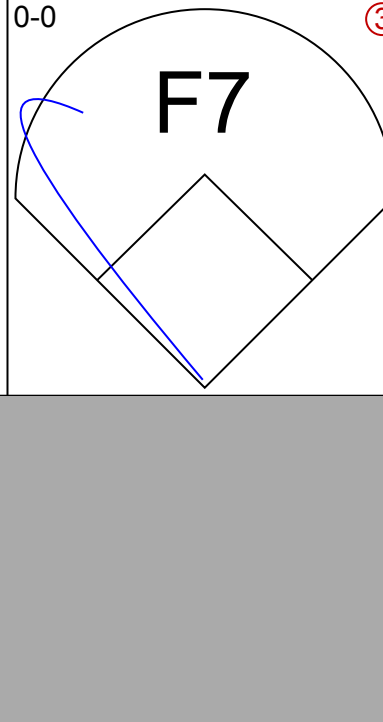
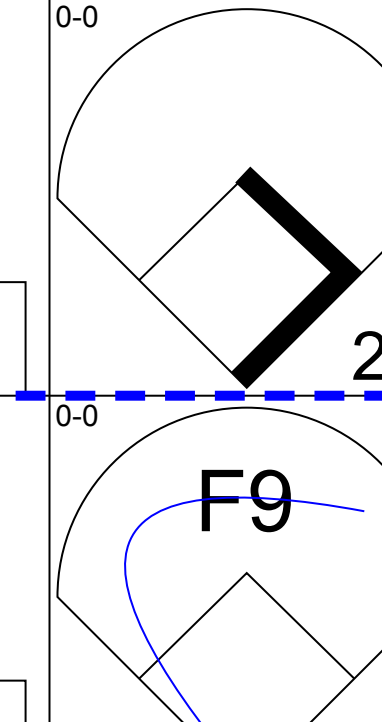




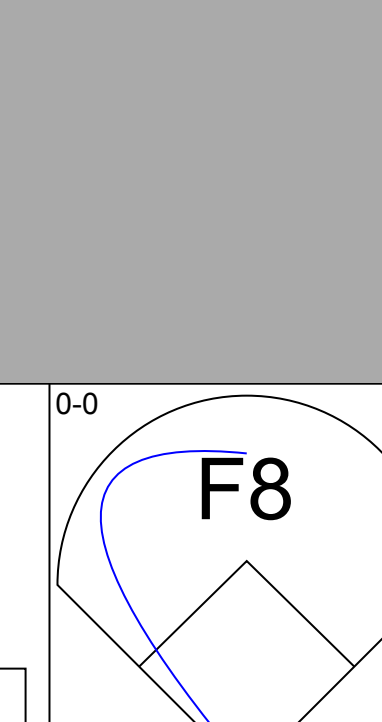
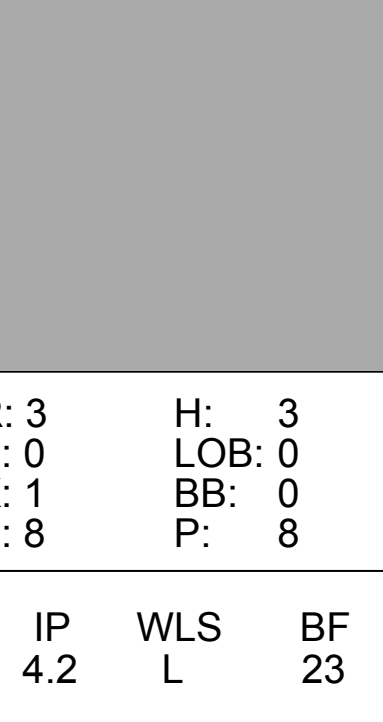
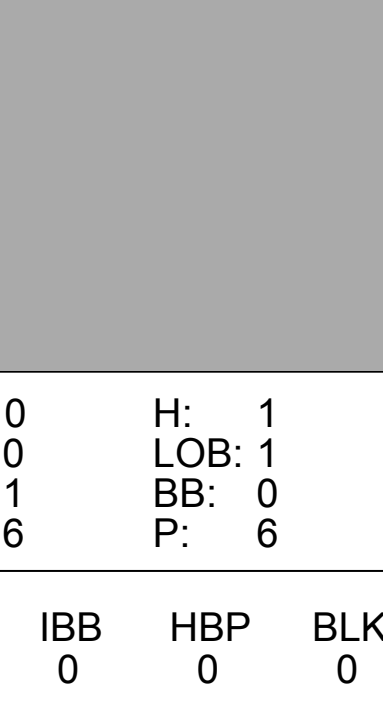
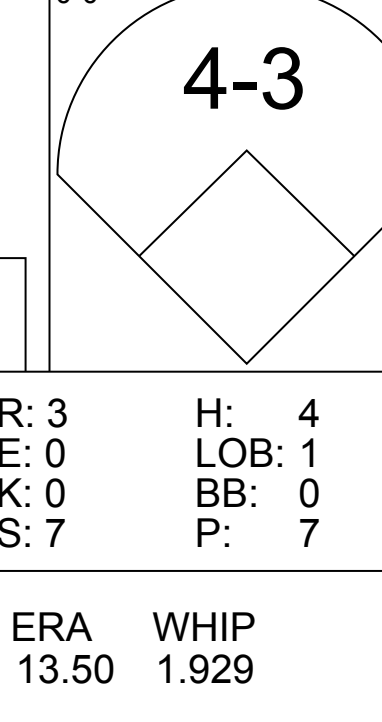
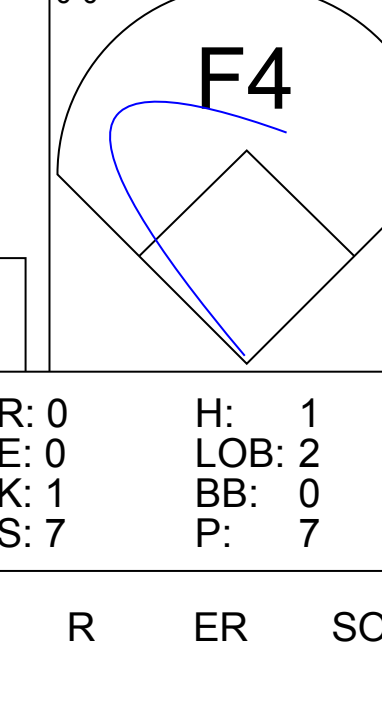
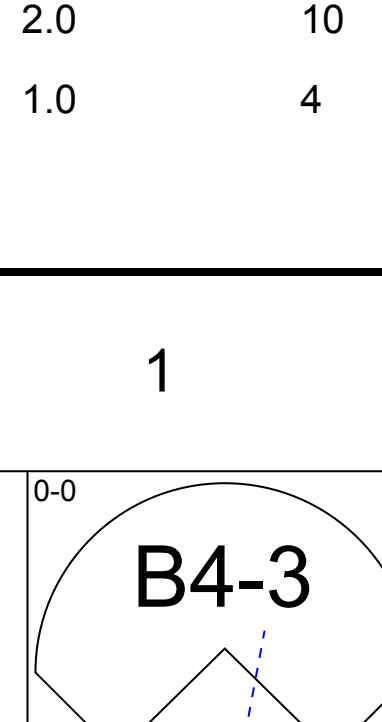
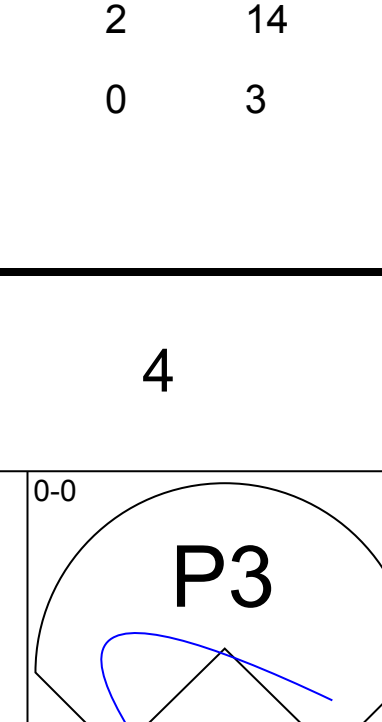
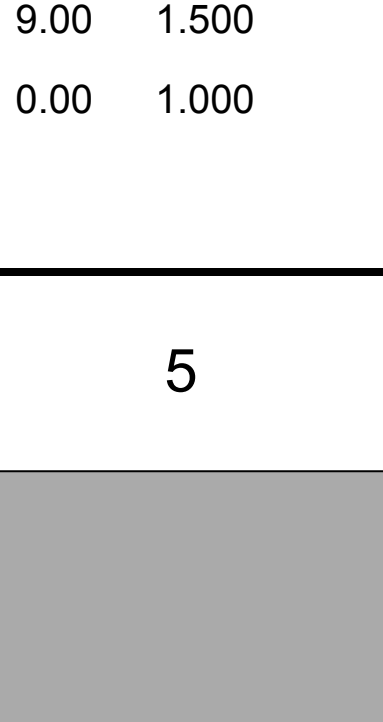
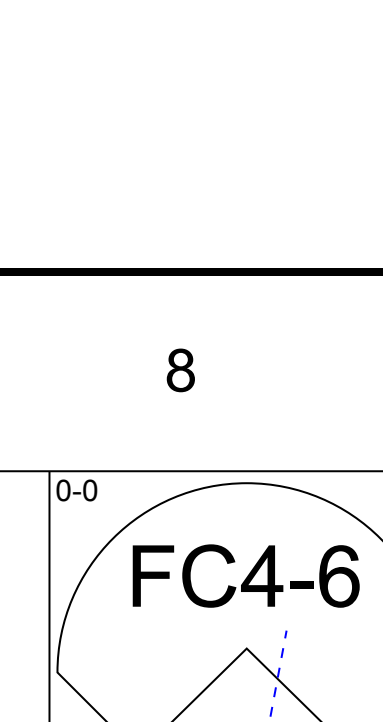
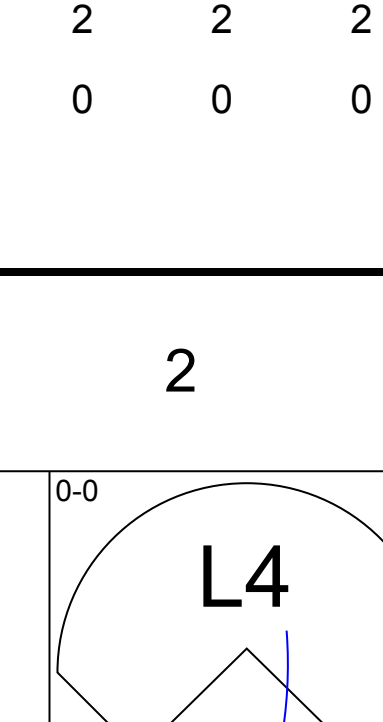
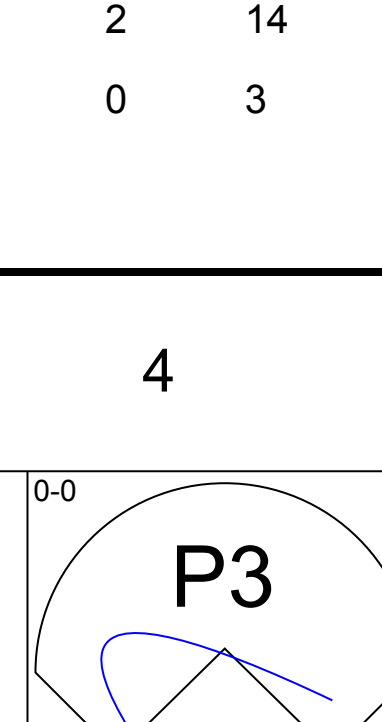
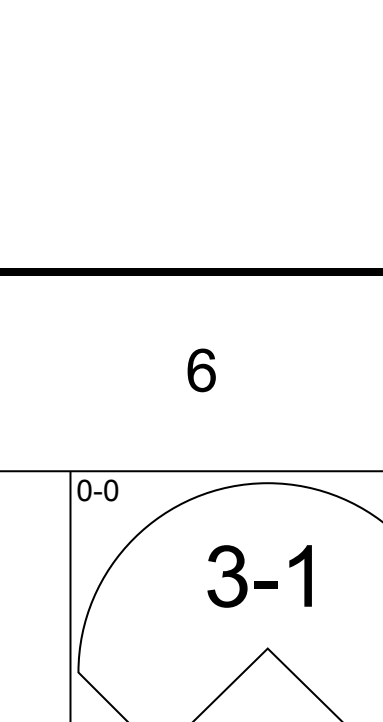
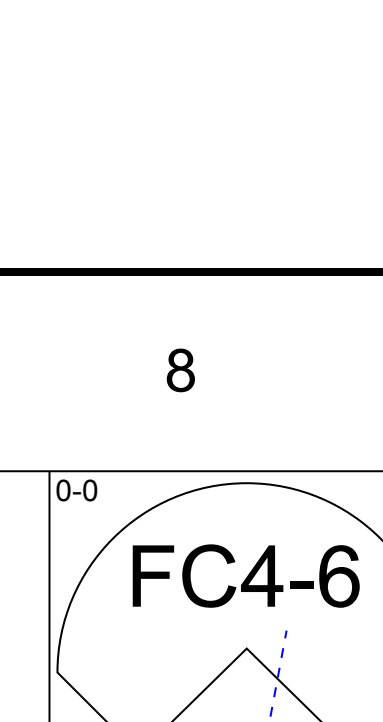

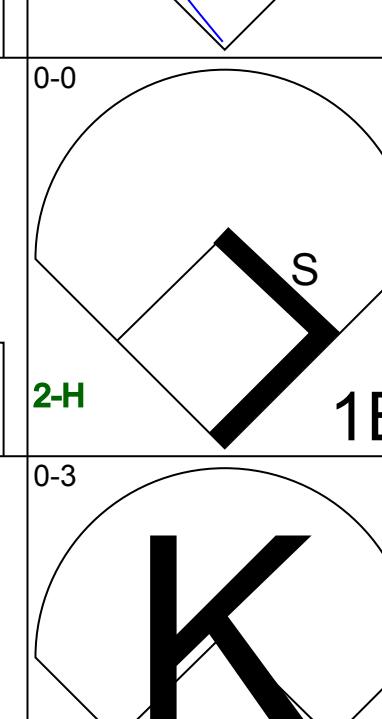



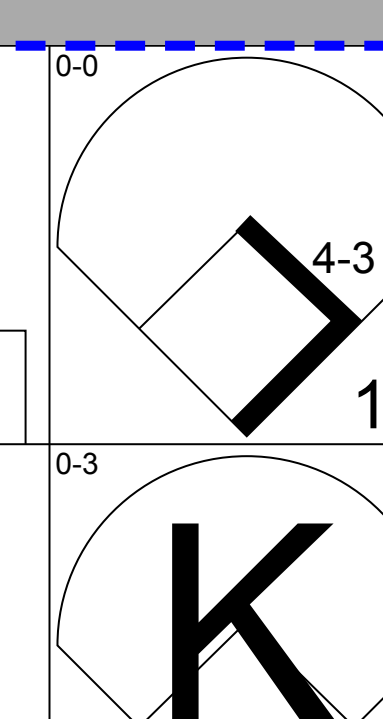


Batter	1	2	3	4	5	6	7	8	9	AB	R	H	RBI	BB	SO	LOB	BOTTOM			
Reid Nichols, R OBP: 0.324, SLG: 0.429 (1, 8) (8, 7)										4	1	1	1	0	2	0				
Mitch Webster, S OBP: 0.355, SLG: 0.391 (1, 9)										4	0	0	0	0	0	0				
Tim Raines, S OBP: 0.446, SLG: 0.566 Herm Winningham, L OBP: 0.381, SLG: 0.514 (1, 7) (8, 8)										4	0	1	0	0	0	0				
Tim Wallach, R OBP: 0.351, SLG: 0.519 (1, 5)										4	1	1	0	0	0	1				
Hubie Brooks, R OBP: 0.357, SLG: 0.571 Tom Foley, L OBP: 0.292, SLG: 0.348 (1, 6) (6, 6)										3	1	1	0	0	2	0				
Andres Galarraga, R OBP: 0.392, SLG: 0.486 (1, 3)										4	1	1	1	0	1	0				
Vance Law, R OBP: 0.368, SLG: 0.422 (1, 4)										3	2	1	0	1	0	0				
Mike Fitzgerald, R OBP: 0.299, SLG: 0.310 (1, 2)										3	2	2	4	0	0	0				
Bryn Smith, R OBP: 0.222, SLG: 0.313 (1, 1)										2	1	0	1	0	2	0				
<b>Inning Stats</b>	R: 0 E: 0 K: 0 S: 3	H: 4 LOB: 0 BB: 1 P: 15	R: 0 E: 0 K: 1 S: 5	H: 0 LOB: 0 BB: 0 P: 5	R: 4 E: 2 K: 0 S: 8	H: 4 LOB: 1 BB: 0 P: 8	R: 0 E: 0 K: 1 S: 5	H: 0 LOB: 0 BB: 0 P: 5	R: 0 E: 0 K: 2 S: 7	H: 0 LOB: 0 BB: 0 P: 7	R: 0 E: 0 K: 0 S: 3	H: 0 LOB: 0 BB: 0 P: 3	R: 0 E: 0 K: 2 S: 7	H: 0 LOB: 0 BB: 0 P: 7	R: 0 E: 0 K: 0 S: 5	H: 1 LOB: 1 BB: 0 P: 9	1B: 5 2B: 2 3B: 0 HR: 1	SF: 1 SAC: 0 DP: 0 HBP: 0	WP: 0 PB: 0 SB: 2 CS: 0	PA: 34
<b>PITCHER</b> Sid Fernandez, L ERA: 2.79 Jeff Innis, R ERA: 4.76 Randy Myers, L ERA: 6.64 (1, 1) (5, 1) (7, 1)	IP: 4.0 WLS: L BF: 22 H: 8 R: 9 ER: 7 SO: 3 BB: 1 IBB: 0 HBP: 0 BLK: 0 WP: 0 HR: 1 S: 27 P: 31 ERA: 15.75 WHIP: 2.250															<b>PITCHER</b>				

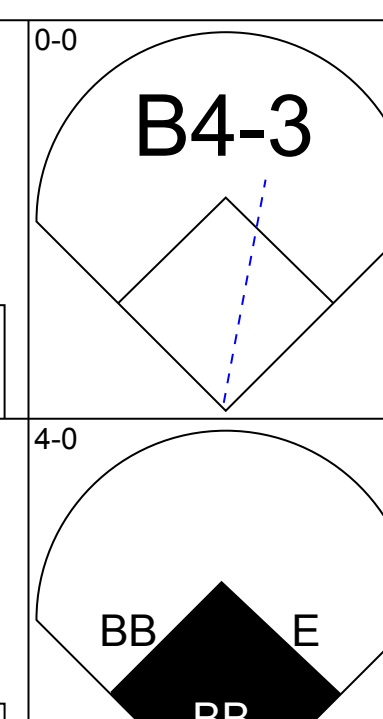
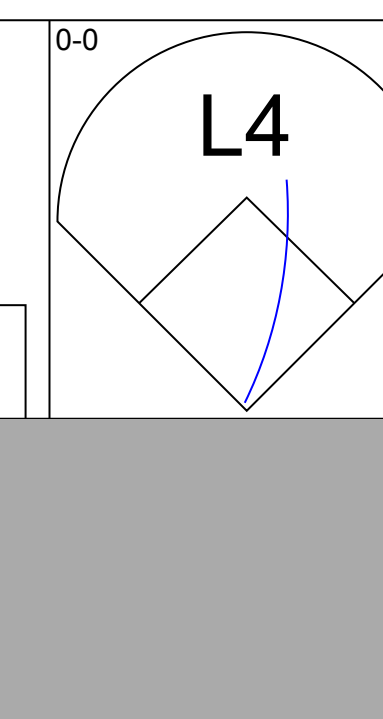
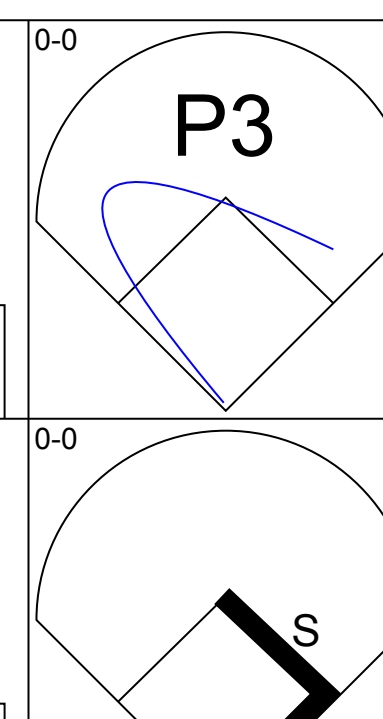
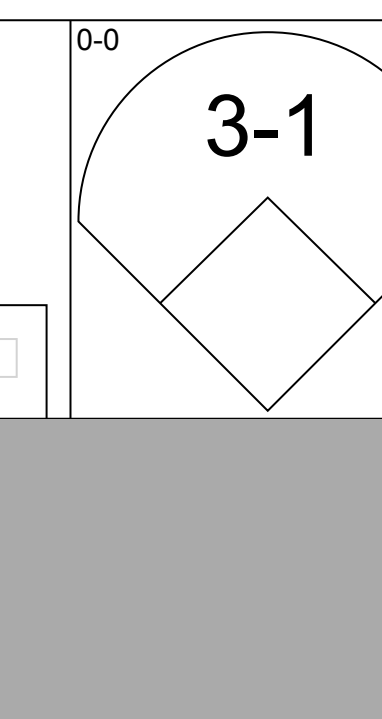
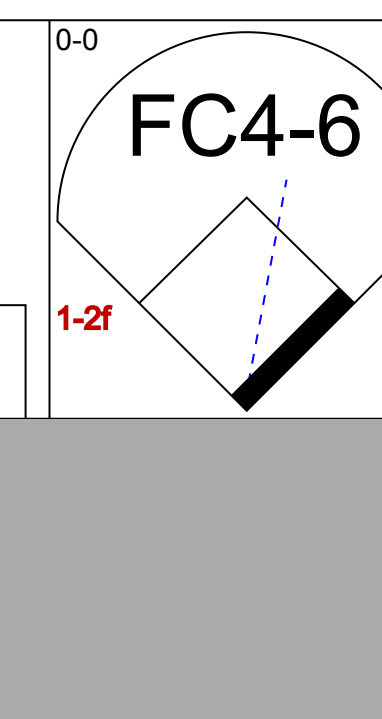

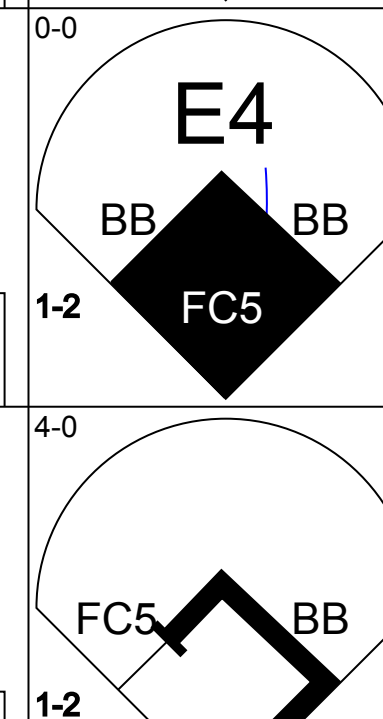
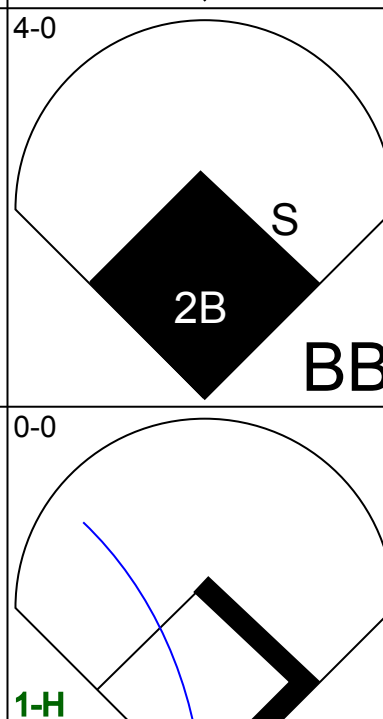
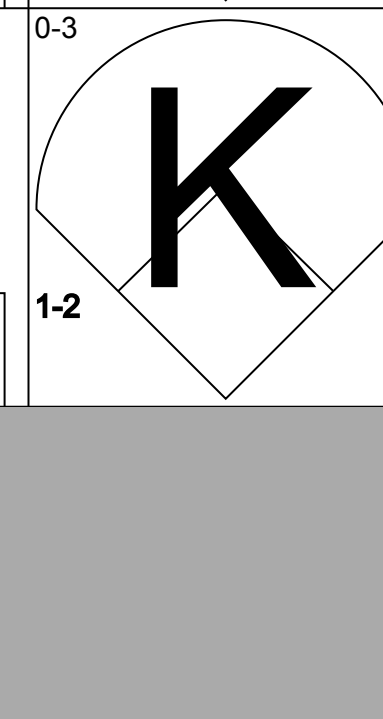


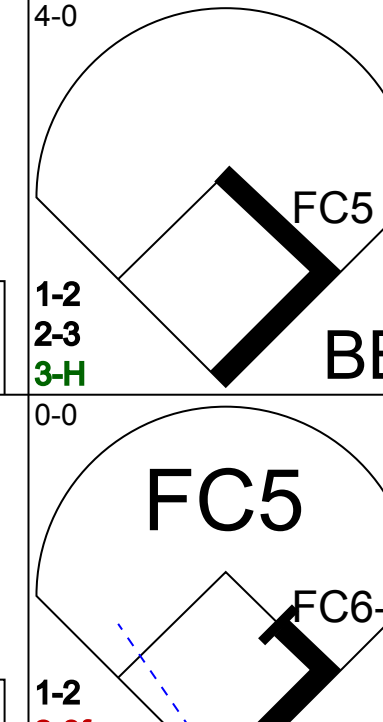
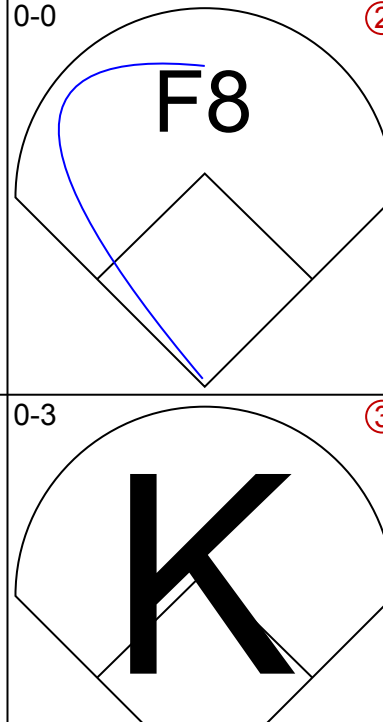



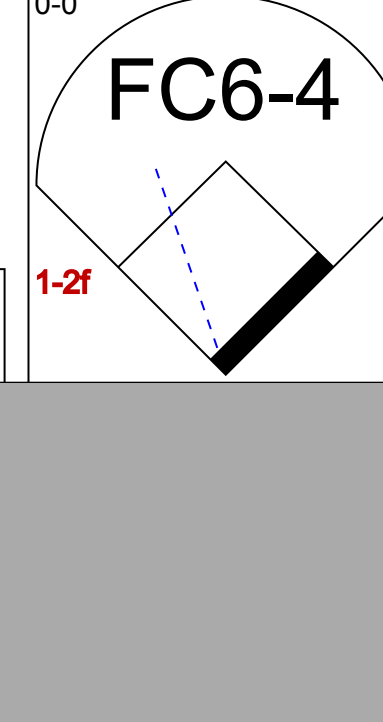

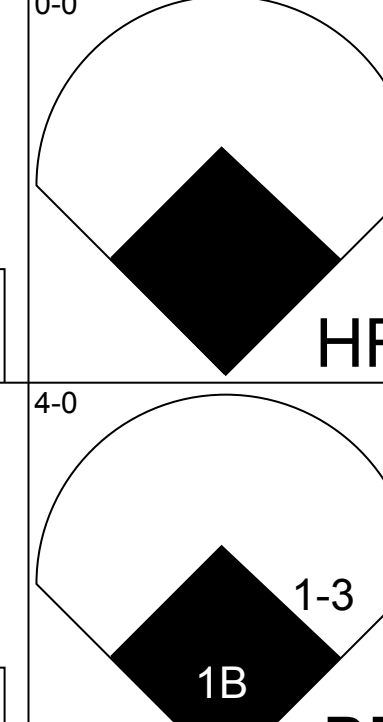
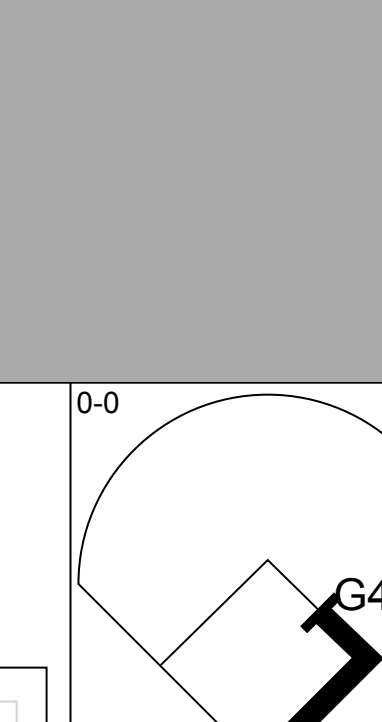
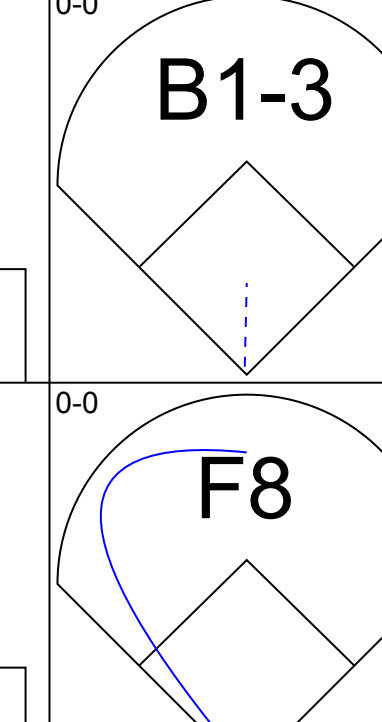
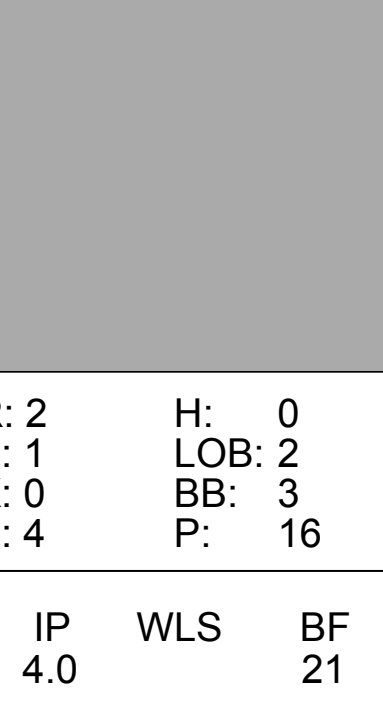

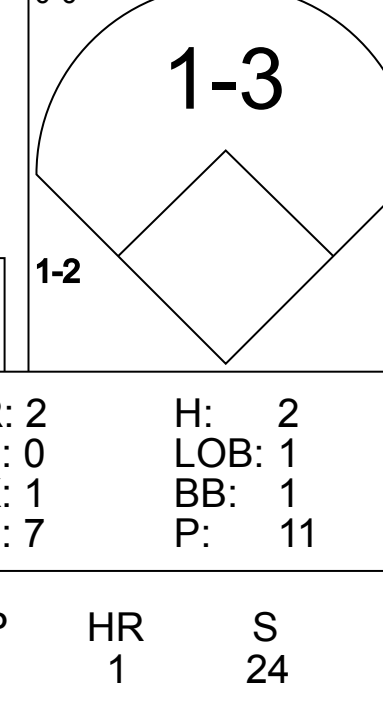
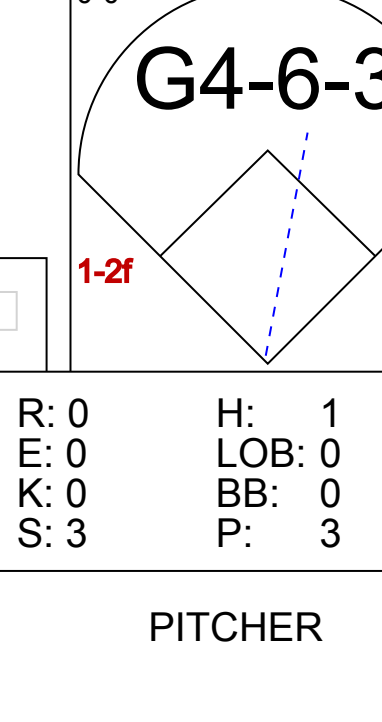




New York Mets @ Montreal Expos  
Olympic Stadium, Montreal, QB  
Wed Jun 17 1987, 7:05 PM EDT  
Att: 15,364 - Unknown

AB 32  
R 9  
H 8  
RBI 7  
BB 1  
SO 8  
LOB 1





Batter	1	2	3	4	5	6	7	8	9	AB	R	H	RBI	BB	SO	LOB	TOP					
Mookie Wilson, S OBP: 0.374, SLG: 0.538 (1, 8)										5	1	3	1	0	1	0	<p><b>New York Mets @ Montreal Expos</b> Olympic Stadium, Montreal, QB Thu Jun 18 1987, 7:05 PM EDT Att: 19,313 - Unknown</p> <p>livebaseballscores.com</p> <p>AB 42 R 10 H 15 RBI 10 BB 1 SO 5 LOB 15</p> 					
Keith Miller, R OBP: 0.538, SLG: 0.667 (1, 4)										5	1	3	1	0	1	3						
Keith Hernandez, L OBP: 0.377, SLG: 0.464 (1, 3)										5	2	1	0	0	2	4						
Gary Carter, R OBP: 0.312, SLG: 0.415 (1, 2)										5	1	1	2	0	0	3						
Darryl Strawberry, L OBP: 0.403, SLG: 0.657 (1, 9)										5	2	3	4	0	0	1						
Kevin McReynolds, R OBP: 0.333, SLG: 0.507 (1, 7)										4	1	1	1	1	0	1						
Howard Johnson, S OBP: 0.326, SLG: 0.449 (1, 5)										5	2	2	1	0	0	1						
Rafael Santana, R OBP: 0.312, SLG: 0.348 (1, 6)										4	0	1	0	0	0	0						
Ron Darling, R OBP: 0.185, SLG: 0.269 (5, PH)										1	0	0	0	0	0	0						
Lenny Dykstra, L OBP: 0.352, SLG: 0.483 (5, PH)										1	0	0	0	0	0	0						
Doug Sisk, R (5, PH)										1	0	0	0	0	1	2						
Lee Mazzilli, S OBP: 0.410, SLG: 0.569 (8, PH)										1	0	0	0	0	0	0						
Roger McDowell, R OBP: 0.500, SLG: 0.667 (8, 1)										0	0	0	0	0	0	0						
<b>Inning Stats</b>	R: 3 E: 0 K: 1 S: 8	H: 3 LOB: 0 BB: 0 P: 8	R: 1 E: 0 K: 0 S: 4	H: 1 LOB: 0 BB: 0 P: 4	R: 0 E: 0 K: 1 S: 6	H: 1 LOB: 1 BB: 0 P: 6	R: 0 E: 0 K: 0 S: 3	H: 0 LOB: 0 BB: 0 P: 3	R: 3 E: 0 K: 1 S: 7	H: 4 LOB: 1 BB: 0 P: 7	R: 1 E: 0 K: 1 S: 7	H: 3 LOB: 1 BB: 0 P: 7	R: 2 E: 0 K: 1 S: 7	H: 2 LOB: 0 BB: 0 P: 7	R: 0 E: 0 K: 1 S: 7	H: 1 LOB: 2 BB: 0 P: 7	R: 0 E: 0 K: 0 S: 3	H: 0 LOB: 0 BB: 1 P: 7	1B: 8 2B: 1 3B: 1 HR: 5	SF: 0 SAC: 0 DP: 1 HBP: 0	WP: 1 PB: 0 SB: 3 CS: 0	PA: 43
<b>PITCHER</b>	IP WLS BF H R ER SO BB IBB HBP BLK WP HR S P ERA WHIP																					
Neal Heaton, L ERA: 4.22 (1, 1)	4.2 L 23 9 7 7 2 0 0 0 0 0 0 3 27 27 13.50 1.929																					
Andy McCaffigan, R ERA: 2.01 (5, 1)	1.1 6 3 1 1 1 0 0 0 0 0 0 0 8 8 6.75 2.250																					
Jeff Parrett, R ERA: 4.7 (7, 1)	2.0 10 3 2 2 2 0 0 0 0 0 1 2 14 14 9.00 1.500																					
Tim Burke, R ERA: 1.62 (9, 1)	1.0 4 0 0 0 0 0 1 0 0 0 0 0 3 7 0.00 1.000																					

Batter	1	2	3	4	5	6	7	8	9	AB	R	H	RBI	BB	SO	LOB	BOTTOM			
Casey Candaele, S OBP: 0.344, SLG: 0.363 (1, 4)										5	0	0	0	0	0	2	<p><b>New York Mets @ Montreal Expos</b> Olympic Stadium, Montreal, QB Thu Jun 18 1987, 7:05 PM EDT Att: 19,313 - Unknown</p> <p>livebaseballscores.com</p> <p>AB 34 R 7 H 8 RBI 7 BB 6 SO 7 LOB 16</p> 			
Herm Winningham, L OBP: 0.382, SLG: 0.504 (1, 8)										4	1	1	1	1	2	0				
Tim Raines, S OBP: 0.450, SLG: 0.571 (1, 7)										4	3	2	0	1	1	2				
Tim Wallach, R OBP: 0.359, SLG: 0.540 (1, 5)										4	1	3	3	1	0	1				
Hubie Brooks, R OBP: 0.352, SLG: 0.550 (1, 6)										3	0	0	1	1	2	2				
Andres Galarraga, R OBP: 0.386, SLG: 0.477 (1, 3)										4	0	0	1	0	1	4				
Mitch Webster, S OBP: 0.353, SLG: 0.401 (1, 9)										4	1	1	1	0	0	3				
Mike Fitzgerald, R OBP: 0.305, SLG: 0.310 (1, 2)										3	1	1	0	1	0	0				
Neal Heaton, L OBP: 0.229, SLG: 0.330 (5, 1)										2	0	0	0	0	1	1				
Tom Foley, L OBP: 0.344, SLG: 0.344 (5, PH)										0	0	0	0	0	0	0				
Jeff Parrett, R ERA: 3.52 (7, 1)										0	0	0	0	0	0	0				
Wallace Johnson, S OBP: 0.386, SLG: 0.386 (8, PH)										0	0	0	0	1	0	0				
Tim Burke, R ERA: 4.97 (9, 1)										0	0	0	0	0	0	0				
<b>Inning Stats</b>	R: 2 E: 1 K: 0 S: 4	H: 0 LOB: 2 BB: 3 P: 16	R: 0 E: 0 K: 1 S: 5	H: 0 LOB: 0 BB: 0 P: 5	R: 1 E: 0 K: 2 S: 8	H: 1 LOB: 1 BB: 1 P: 12	R: 2 E: 0 K: 1 S: 7	H: 2 LOB: 1 BB: 1 P: 11	R: 0 E: 0 K: 0 S: 3	H: 1 LOB: 0 BB: 0 P: 3	R: 2 E: 0 K: 1 S: 7	H: 2 LOB: 0 BB: 0 P: 7	R: 0 E: 0 K: 0 S: 3	H: 0 LOB: 1 BB: 1 P: 7	R: 0 E: 0 K: 1 S: 5	H: 1 LOB: 0 BB: 0 P: 5	1B: 4 2B: 2 3B: 0 HR: 2	SF: 0 SAC: 0 DP: 2 HBP: 0	WP: 0 PB: 0 SB: 2 CS: 0	PA: 40
<b>PITCHER</b>	IP WLS BF H R ER SO BB IBB HBP BLK WP HR S P ERA WHIP																			
Ron Darling, R ERA: 5.08 (1, 1)	4.0 W 21 3 5 3 4 0 0 0 0 0 0 1 24 44 6.75 2.000																			
Doug Sisk, R ERA: 3.52 (5, 1)	3.0 S 12 4 2 2 2 0 0 0 0 0 0 1 16 16 6.00 1.333																			
Roger McDowell, R ERA: 4.97 (8, 1)	2.0 S 7 1 0 0 1 1 0 0 0 0 0 0 8 12 0.00 1.000																			



Batter	1	2	3	4	5	6	7	8	9	AB	R	H	RBI	BB	SO	LOB	TOP		
Milt Thompson, L (1, 8) OBP: 0.313, SLG: 0.356	1-3		K		1-3			4-3		4	0	0	0	0	1	2	Philadelphia Phillies @ New York Mets Shea Stadium, Flushing, NY Fri Jun 19 1987, 7:05 PM EDT Att: 46,824 - Unknown		
Greg Gross, L (1, 7) OBP: 0.393, SLG: 0.360	3-1		4-3			L7		4-3		4	0	0	0	0	0	0			
Juan Samuel, R (1, 4) Jeff Calhoun, L (8, 1)	F9			F8		6-3		4-3		4	0	0	0	0	0	0			
Mike Schmidt, R (1, 5) OBP: 0.392, SLG: 0.617		1B BB		1-3		WP 1B		G3 1B		3	1	2	0	1	0	0			
Von Hayes, L (1, 3) OBP: 0.427, SLG: 0.447	F6		G3			BB		G3		3	0	0	0	1	0	2			
Glenn Wilson, R (1, 9) OBP: 0.314, SLG: 0.446	1B				F9	F9		5-3 1B		4	0	2	1	0	0	2			
Lance Parrish, R (1, 2) OBP: 0.278, SLG: 0.333	K				FC1-6 1B		5-3	5-3		4	0	1	0	0	1	3			
Steve Jeltz, S (1, 6) OBP: 0.283, SLG: 0.207	1-3				FC1-6 BB		F7	6-3		4	0	0	0	0	0	4			
Don Carman, L (1, 1) John Kuzsall, R (5, PH) Tom Hume, R (5, 1) Rick Schu, R (7, PH) Dan Schatzeder, L (7, 1) Luis Aguayo, R (8, 4) OBP: 0.297, SLG: 0.538	K				1-2 BB		6-3			1	0	0	0	0	1	0			
Inning Stats	R: 0 E: 0 K: 0 S: 3	H: 0 LOB: 0 BB: 0 P: 3	R: 0 E: 0 K: 1 S: 6	H: 1 LOB: 2 BB: 1 P: 10	R: 0 E: 0 K: 2 S: 7	H: 0 LOB: 0 BB: 0 P: 7	R: 0 E: 0 K: 0 S: 3	H: 0 LOB: 0 BB: 0 P: 3	R: 0 E: 0 K: 0 S: 4	H: 1 LOB: 2 BB: 1 P: 8	R: 0 E: 0 K: 0 S: 3	H: 0 LOB: 0 BB: 0 P: 3	R: 0 E: 0 K: 0 S: 3	H: 0 LOB: 1 BB: 0 P: 5	R: 1 E: 0 K: 0 S: 5	H: 2 LOB: 1 BB: 0 P: 5		1B: 5 2B: 0 3B: 0 HR: 0	SF: 0 SAC: 0 DP: 0 HBP: 0
PITCHER John Mitchell, R (1, 1) ERA: 3.63	IP: 9.0 WLS: W BF: 35 H: 5 R: 1 ER: 1 SO: 3 BB: 3 IBB: 0 HBP: 0 BLK: 0 WP: 1 HR: 0 S: 38 P: 50 ERA: 1.00 WHIP: 0.889																		

Batter	1	2	3	4	5	6	7	8	9	AB	R	H	RBI	BB	SO	LOB	BOTTOM		
Mookie Wilson, S (1, 8) OBP: 0.369, SLG: 0.547	K		HR	L3			K	F9		5	1	1	1	0	2	2	Philadelphia Phillies @ New York Mets Shea Stadium, Flushing, NY Fri Jun 19 1987, 7:05 PM EDT Att: 46,824 - Unknown		
Keith Miller, R (1, 4) OBP: 0.444, SLG: 0.529	L8		5-3		F8		1B 1B	F8		5	1	1	0	0	0	1			
Keith Hernandez, L (1, 3) OBP: 0.379, SLG: 0.465	F8			1B	L4		FC4-6 1B 1B			4	1	2	1	0	0	0			
Gary Carter, R (1, 2) OBP: 0.315, SLG: 0.414		E5 HR	L7		BB		FC4-6 1B			3	1	1	1	1	0	1			
Darryl Strawberry, L (1, 9) OBP: 0.397, SLG: 0.644	F9		F6		F5		FC4-6 1B			4	0	0	0	0	0	5			
Kevin McReynolds, R (1, 7) OBP: 0.336, SLG: 0.520	F9			HR		F8		1B		4	1	2	2	0	0	1			
Howard Johnson, S (1, 5) OBP: 0.325, SLG: 0.460		HR	1-3		1-3		L3	F7		4	1	1	2	0	0	2			
Rafael Santana, R (1, 6) OBP: 0.322, SLG: 0.372		HR		HR		1-3		FC6-4 BB		3	1	2	1	1	0	0			
John Mitchell, R (1, 1) OBP: 0.067, SLG: 0.133	K			F9			1B 1B	FC6-4		4	1	1	0	0	1	2			
Inning Stats	R: 0 E: 0 K: 1 S: 5	H: 0 LOB: 0 BB: 0 P: 5	R: 2 E: 1 K: 1 S: 8	H: 2 LOB: 1 BB: 0 P: 8	R: 1 E: 0 K: 0 S: 5	H: 2 LOB: 1 BB: 0 P: 5	R: 2 E: 0 K: 0 S: 5	H: 2 LOB: 0 BB: 0 P: 5	R: 0 E: 0 K: 0 S: 3	H: 0 LOB: 1 BB: 1 P: 7	R: 3 E: 0 K: 1 S: 10	H: 5 LOB: 2 BB: 0 P: 10	R: 0 E: 0 K: 0 S: 3	H: 0 LOB: 1 BB: 1 P: 7	R: 0 E: 0 K: 0 S: 3	H: 0 LOB: 1 BB: 1 P: 7		1B: 6 2B: 1 3B: 0 HR: 4	SF: 0 SAC: 0 DP: 0 HBP: 0
PITCHER Don Carman, L (1, 1) ERA: 4.46 Tom Hume, R (5, 1) ERA: 5.23 Dan Schatzeder, L (7, 1) ERA: 4.1 Jeff Calhoun, L (8, 1) ERA: 9.0	IP: 4.0 WLS: L BF: 19 H: 6 R: 5 ER: 3 SO: 2 BB: 1 IBB: 0 HBP: 0 BLK: 0 WP: 0 HR: 4 S: 23 P: 23 ERA: 6.75 WHIP: 1.500																		



Batter	1	2	3	4	5	6	7	8	9	AB	R	H	RBI	BB	SO	LOB	TOP			
Milt Thompson, L (1, 8) OBP: 0.316, SLG: 0.362										4	0	2	0	0	0	0	Philadelphia Phillies @ New York Mets Shea Stadium, Flushing, NY Sat Jun 20 1987, 7:05 PM EDT Att: 49,043 - Unknown			
Juan Samuel, R (1, 4) OBP: 0.321, SLG: 0.490										3	0	0	0	1	0	2				
Von Hayes, L (1, 7) OBP: 0.424, SLG: 0.443										4	0	1	0	0	0	2				
Mike Schmidt, R (1, 5) OBP: 0.384, SLG: 0.602										4	0	0	0	0	0	2				
Glenn Wilson, R (1, 9) OBP: 0.313, SLG: 0.456										4	1	1	1	0	2	1				
Lance Parrish, R (1, 2) OBP: 0.275, SLG: 0.349										3	1	1	1	0	1	0				
Darren Daulton, L (1, 3) OBP: 0.306, SLG: 0.531										3	0	0	0	0	1	0				
Luis Aguayo, R (1, 6) OBP: 0.289, SLG: 0.523										3	0	0	0	0	0	0				
Steve Jeltz, S (8, 6) OBP: 0.293, SLG: 0.207										0	0	0	0	0	0	0				
Bruce Ruffin, S (1, 1) OBP: 0.067, SLG: 0.100										3	0	0	0	0	3	0				
Kent Tekulve, R (9, 1) OBP: 0.067, SLG: 0.100										0	0	0	0	0	0	0				
<b>Inning Stats</b>	R: 0 E: 0 K: 0 S: 4	H: 1 LOB: 1 BB: 0 P: 4	R: 0 E: 0 K: 2 S: 7	H: 0 LOB: 0 BB: 0 P: 7	R: 0 E: 0 K: 1 S: 5	H: 0 LOB: 0 BB: 0 P: 5	R: 0 E: 0 K: 0 S: 4	H: 1 LOB: 1 BB: 0 P: 4	R: 0 E: 0 K: 0 S: 3	H: 0 LOB: 0 BB: 0 P: 3	R: 2 E: 0 K: 1 S: 7	H: 2 LOB: 0 BB: 0 P: 7	R: 0 E: 0 K: 1 S: 4	H: 0 LOB: 0 BB: 1 P: 8	R: 0 E: 0 K: 1 S: 5	H: 0 LOB: 0 BB: 0 P: 5	1B: 2 2B: 1 3B: 0 HR: 2	SF: 0 SAC: 0 DP: 0 HBP: 0	WP: 0 PB: 0 SB: 0 CS: 1	PA: 33
<b>PITCHER</b> Dwight Gooden, R (1, 1) ERA: 2.64	IP: 9.0 WLS: W BF: 32	H: 5 R: 2 ER: 2 SO: 7	BB: 1 IBB: 0 HBP: 0 BLK: 0	WP: 0 HR: 2 S: 45 P: 49	ERA: 2.00 WHIP: 0.667	<b>PITCHER</b>										IP: 9.0 WLS: W BF: 32	H: 5 R: 2 ER: 2 SO: 7	BB: 1 IBB: 0 HBP: 0 BLK: 0	WP: 0 HR: 2 S: 45 P: 49	ERA: 2.00 WHIP: 0.667

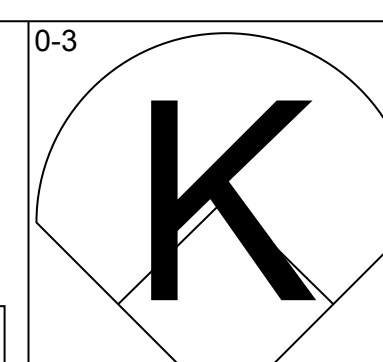
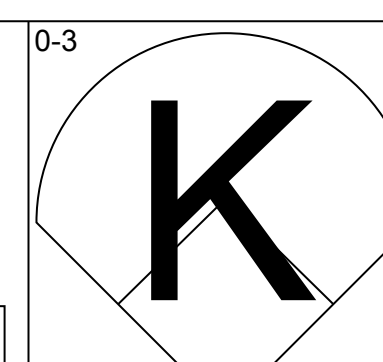
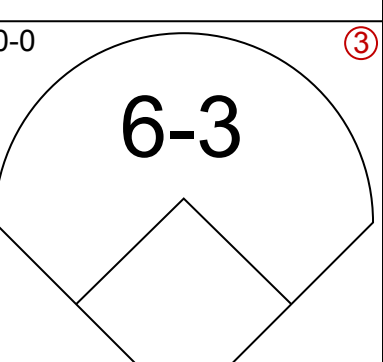
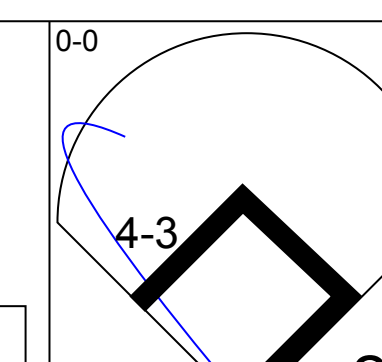
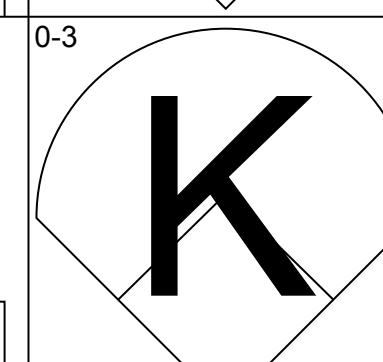
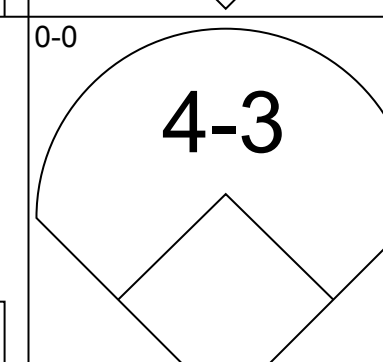
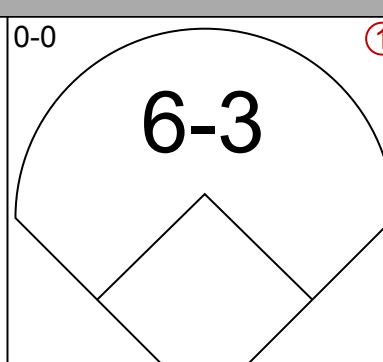
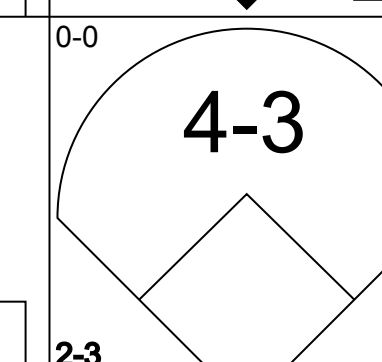
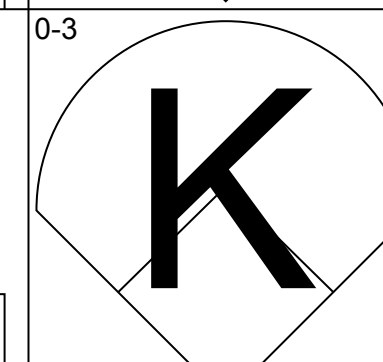
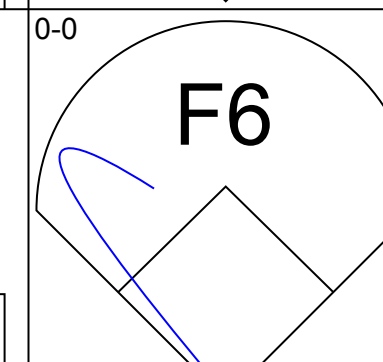
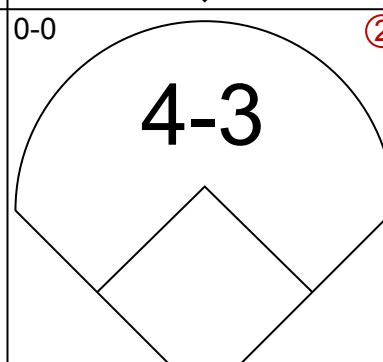
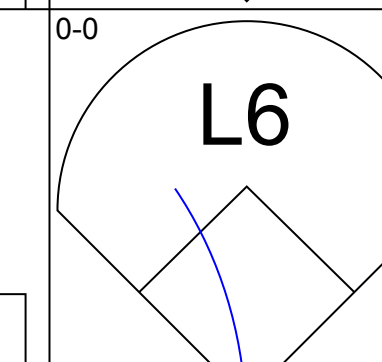
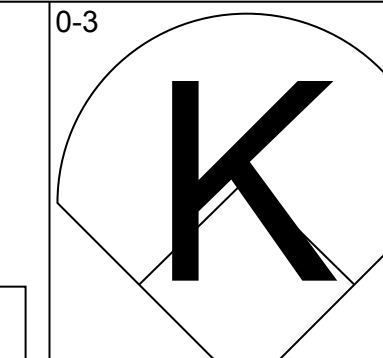
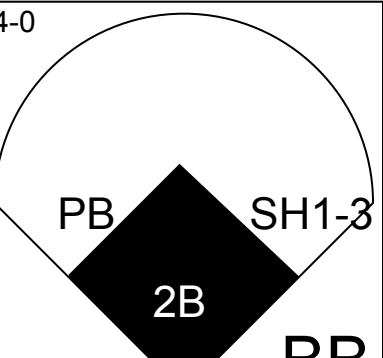
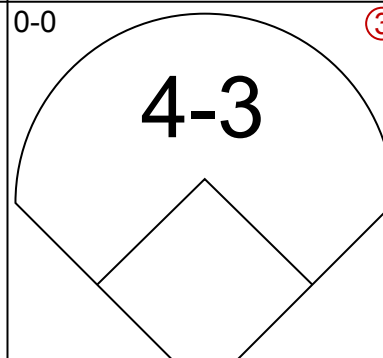
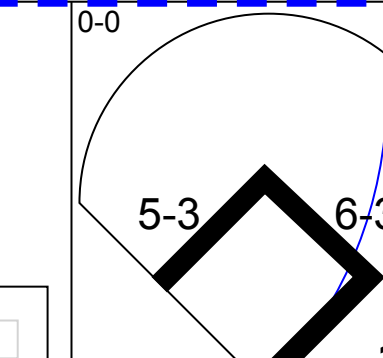
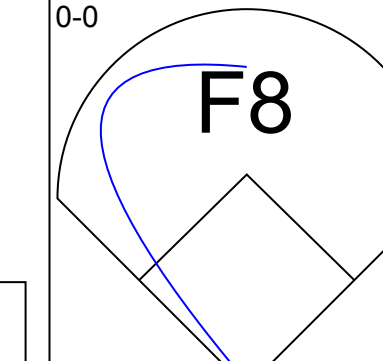
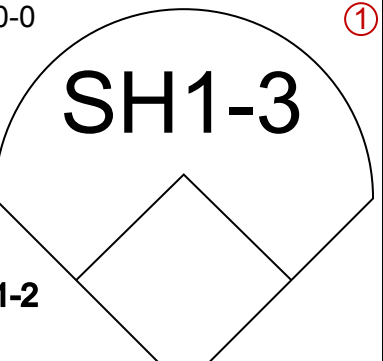
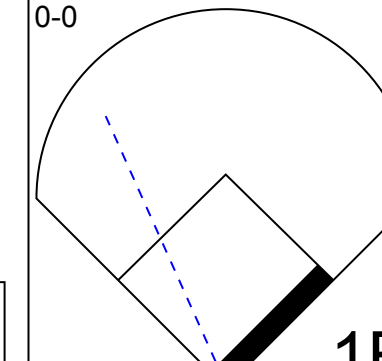
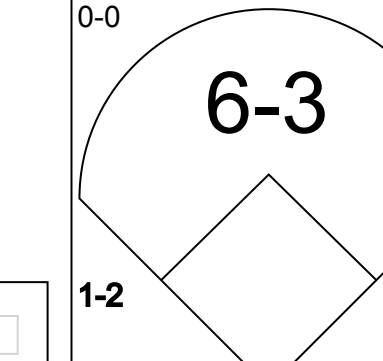
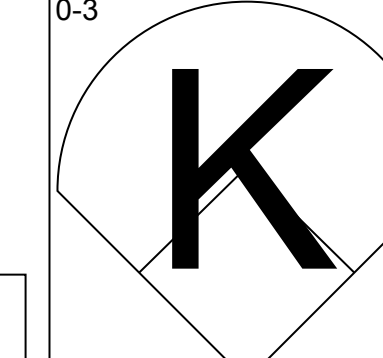
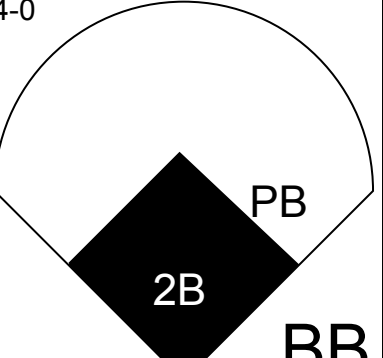
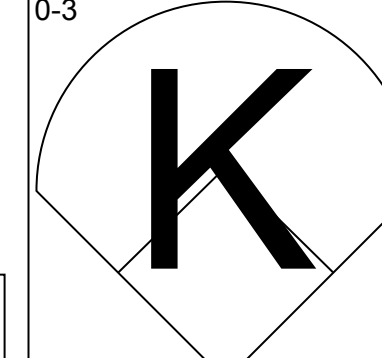
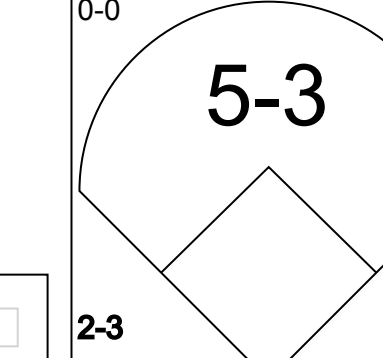
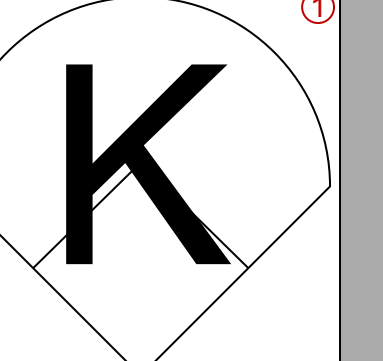
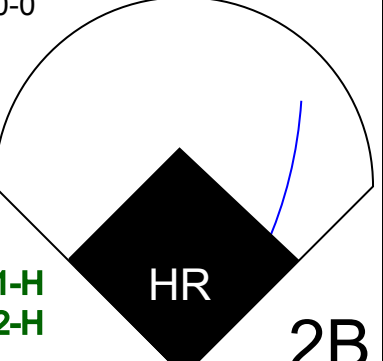
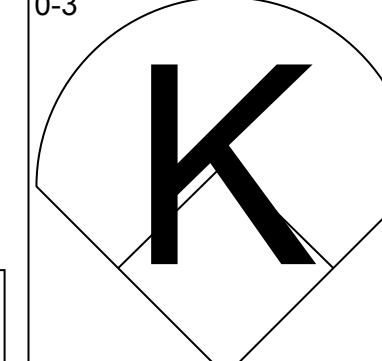
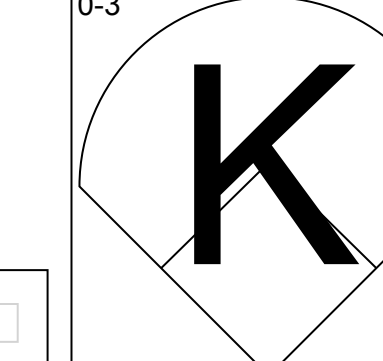
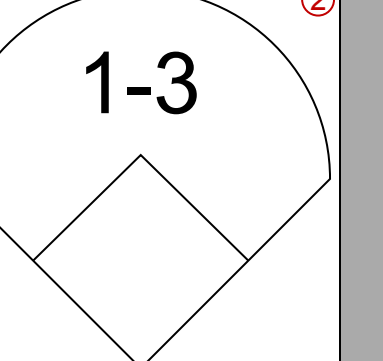
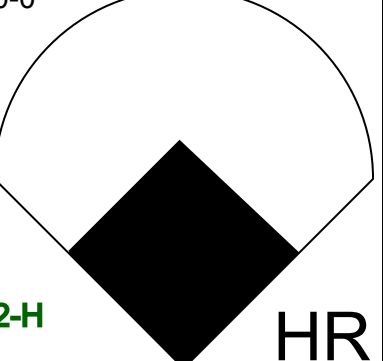
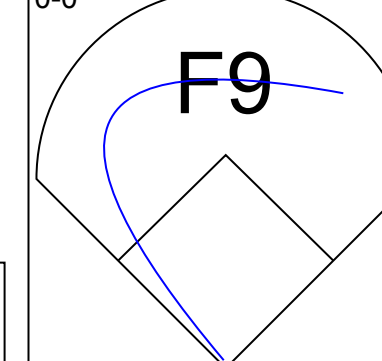
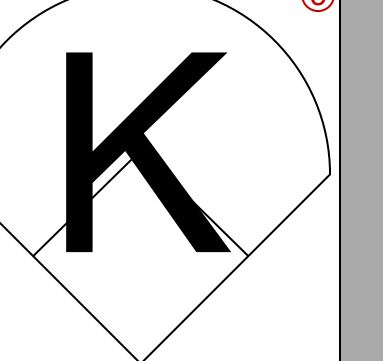
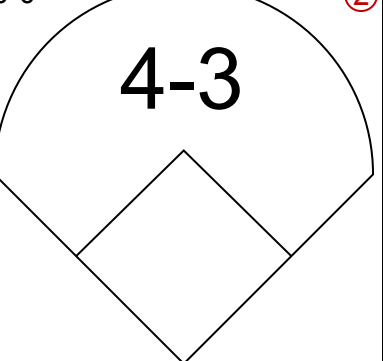
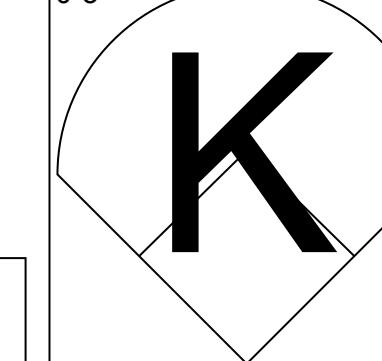
Batter	1	2	3	4	5	6	7	8	9	AB	R	H	RBI	BB	SO	LOB	BOTTOM					
Mookie Wilson, S (1, 8) OBP: 0.367, SLG: 0.537										3	0	0	0	0	1	1	Philadelphia Phillies @ New York Mets Shea Stadium, Flushing, NY Sat Jun 20 1987, 7:05 PM EDT Att: 49,043 - Unknown					
Keith Miller, R (1, 4) OBP: 0.455, SLG: 0.619										4	0	2	0	0	0	1						
Keith Hernandez, L (1, 3) OBP: 0.377, SLG: 0.462										4	0	1	0	0	1	3						
Gary Carter, R (1, 2) OBP: 0.314, SLG: 0.411										4	0	1	0	0	0	1						
Lenny Dykstra, L (9, PR) OBP: 0.352, SLG: 0.483										0	1	0	0	0	0	0						
Darryl Strawberry, L (1, 9) OBP: 0.395, SLG: 0.637										4	0	1	0	0	0	1						
Kevin McReynolds, R (1, 7) OBP: 0.335, SLG: 0.531										3	1	1	2	0	0	1						
Howard Johnson, S (1, 5) OBP: 0.333, SLG: 0.481										3	1	3	1	0	0	0						
Rafael Santana, R (1, 6) OBP: 0.317, SLG: 0.365										3	0	0	0	0	1	1						
Dwight Gooden, R (1, 1) OBP: 0.167, SLG: 0.167										3	0	1	0	0	0	1						
<b>Inning Stats</b>	R: 0 E: 0 K: 1 S: 5	H: 0 LOB: 0 BB: 0 P: 5	R: 0 E: 0 K: 0 S: 3	H: 0 LOB: 0 BB: 0 P: 3	R: 0 E: 0 K: 0 S: 3	H: 1 LOB: 0 BB: 0 P: 3	R: 0 E: 0 K: 0 S: 3	H: 1 LOB: 1 BB: 0 P: 4	R: 1 E: 0 K: 0 S: 4	H: 2 LOB: 0 BB: 0 P: 4	R: 0 E: 0 K: 1 S: 6	H: 1 LOB: 1 BB: 0 P: 6	R: 0 E: 0 K: 0 S: 3	H: 1 LOB: 0 BB: 0 P: 3	R: 1 E: 0 K: 1 S: 8	H: 3 LOB: 2 BB: 0 P: 8	R: 1 E: 1 K: 0 S: 3	H: 1 LOB: 1 BB: 0 P: 3	1B: 7 2B: 2 3B: 1 HR: 2	SF: 1 SAC: 0 DP: 2 HBP: 1	WP: 0 PB: 0 SB: 0 CS: 1	PA: 34
<b>PITCHER</b> Bruce Ruffin, L (1, 1) ERA: 5.19	IP: 8.0 WLS: L BF: 30	H: 9 R: 2 ER: 2 SO: 3	BB: 0 IBB: 0 HBP: 1 BLK: 0	WP: 0 HR: 2 S: 35 P: 36	ERA: 2.25 WHIP: 1.125	<b>PITCHER</b>										IP: 8.0 WLS: L BF: 30	H: 9 R: 2 ER: 2 SO: 3	BB: 0 IBB: 0 HBP: 1 BLK: 0	WP: 0 HR: 2 S: 35 P: 36	ERA: 2.25 WHIP: 1.125		



Batter	1	2	3	4	5	6	7	8	9	AB	R	H	RBI	BB	SO	LOB	TOP								
Juan Samuel, R OBP: 0.323, SLG: 0.492 (1, 4)										5	0	2	0	0	1	0	<b>Philadelphia Phillies @ New York Mets</b> Shea Stadium, Flushing, NY Sun Jun 21 1987, 3:33 AM EDT Att: 44,838 - Unknown  <a href="http://livebaseballscorecards.com">livebaseballscorecards.com</a>								
Rick Schu, R OBP: 0.306, SLG: 0.461 Greg Gross, L OBP: 0.397, SLG: 0.365 (7, PH) (7, 3)										2	0	0	0	1	1	1									
Mike Schmidt, R OBP: 0.381, SLG: 0.592 (1, 3) (7, 5)										3	0	0	0	0	0	3									
Lance Parrish, R OBP: 0.278, SLG: 0.344 (1, 2)										3	1	0	0	1	0	4									
Glenn Wilson, R OBP: 0.316, SLG: 0.457 (1, 9)										4	0	2	0	0	0	2									
Chris James, R OBP: 0.394, SLG: 0.500 (1, 8) (8, 7)										4	1	1	1	0	3	3									
John Russell, R Milt Thompson, L OBP: 0.315, SLG: 0.361 (8, PH) (8, 8)										3	1	1	1	0	1	2									
Luis Aguayo, R OBP: 0.298, SLG: 0.527 Darren Daulton, L OBP: 0.297, SLG: 0.515 Kent Tekulve, R (8, 1)										3	0	2	1	0	0	0									
Kevin Gross, R Dan Schatzeder, L Keith Hughes, L Tom Hume, R Jeff Calhoun, L Michael Jackson, R Steve Jeltz, L OBP: 0.321, SLG: 0.205 (1, 1) (5, 1) (6, PH) (8, 1) (8, 1) (8, 1) (8, 6)										2	0	0	0	0	1	2									
<b>Inning Stats</b>	R: 0 E: 0 K: 1 S: 5	H: 0 LOB: 2 BB: 1 P: 10	R: 0 E: 0 K: 2 S: 7	H: 0 LOB: 0 BB: 0 P: 7	R: 0 E: 0 K: 0 S: 4	H: 1 LOB: 1 BB: 0 P: 4	R: 1 E: 0 K: 2 S: 9	H: 2 LOB: 2 BB: 1 P: 13	R: 0 E: 0 K: 1 S: 5	H: 0 LOB: 0 BB: 0 P: 5	R: 2 E: 0 K: 0 S: 6	H: 3 LOB: 1 BB: 0 P: 6	R: 0 E: 0 K: 0 S: 4	H: 2 LOB: 1 BB: 0 P: 4	R: 0 E: 0 K: 2 S: 8	H: 1 LOB: 0 BB: 0 P: 8		R: 0 E: 0 K: 0 S: 3	H: 0 LOB: 0 BB: 0 P: 3	1B: 6 2B: 1 3B: 0 HR: 2	SF: 0 SAC: 0 DP: 1 HBP: 1	WP: 0 PB: 0 SB: 0 CS: 0	PA: 38		
<b>PITCHER</b>	IP	WLS	BF	H	R	ER	SO	BB	IBB	HBP	BLK	WP	HR	S	P	ERA	WHIP								
Sid Fernandez, L ERA: 2.82 (1, 1)	5.2	W	24	4	2	2	6	2	0	1	0	0	1	33	42	3.18	1.059								
Terry Leach, R ERA: 2.49 (6, 1)	0.1		5	4	1	1	0	0	0	0	0	0	1	5	5	27.00	12.000								
Roger McDowell, R ERA: 4.5 (7, 1)	3.0	S	9	1	0	0	2	0	0	0	1	0	0	13	13	0.00	0.333								

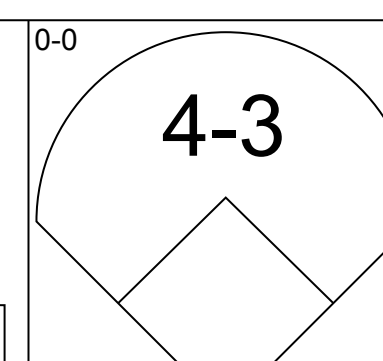
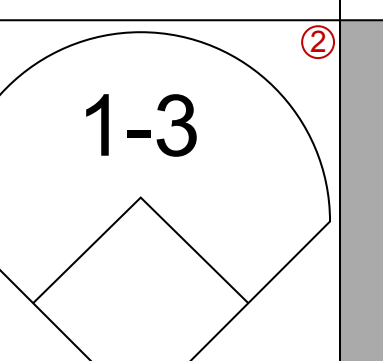
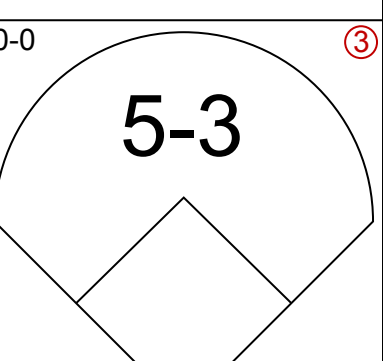
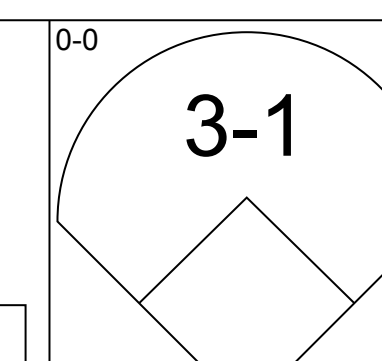
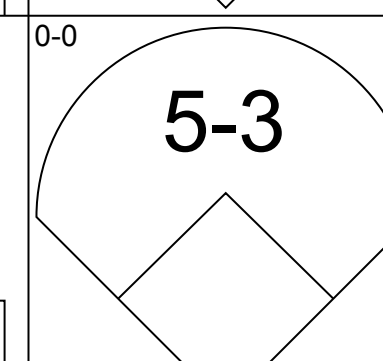
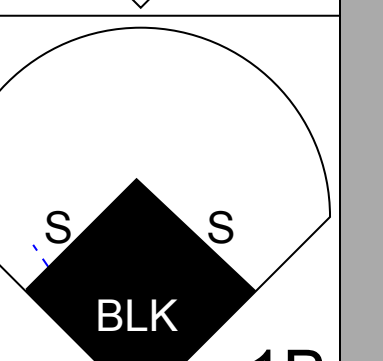
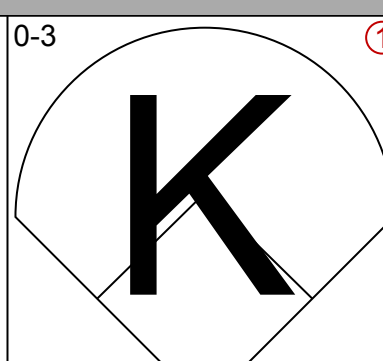
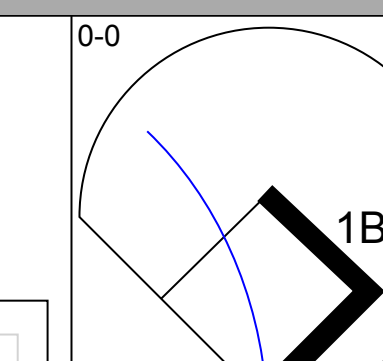
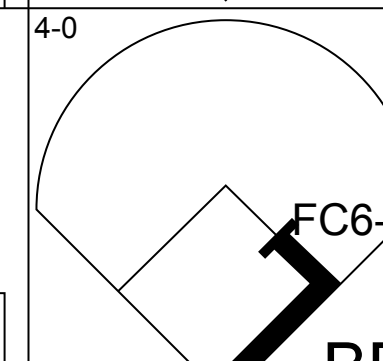
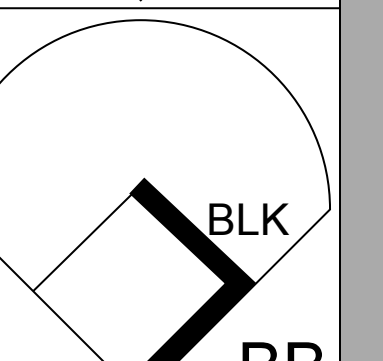
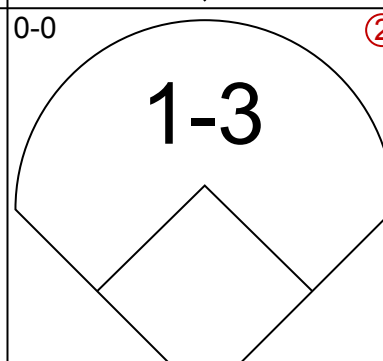
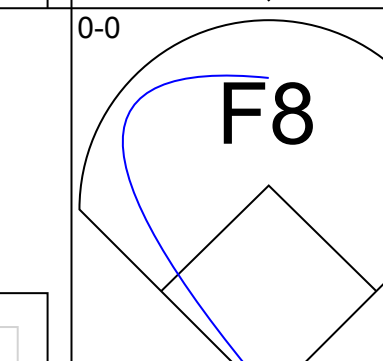
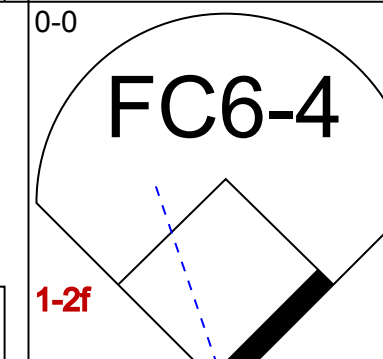
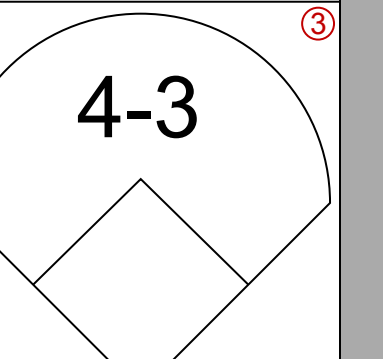
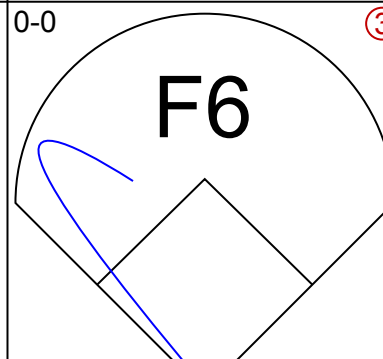
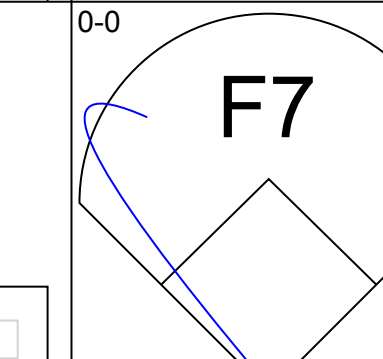
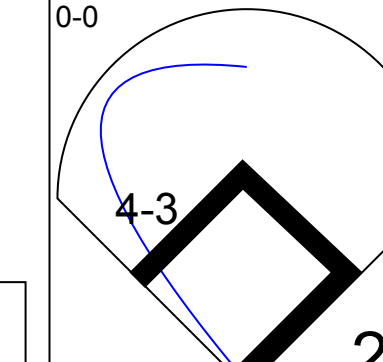
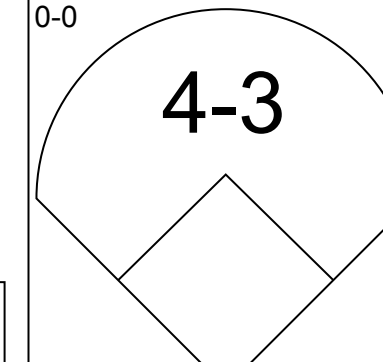
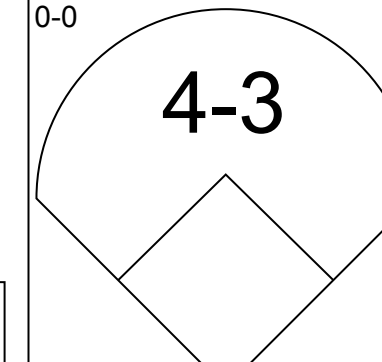
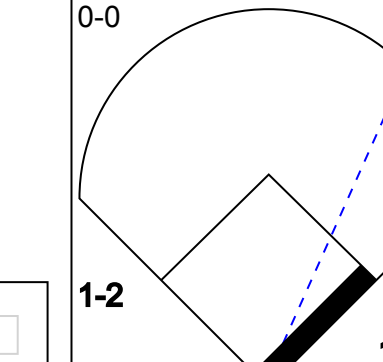
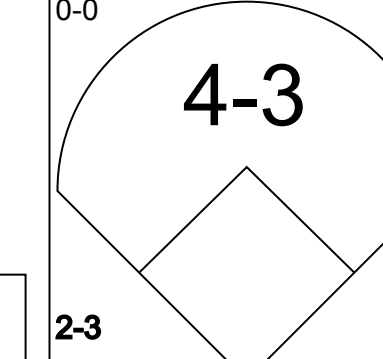
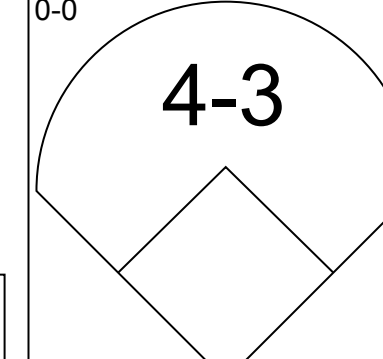
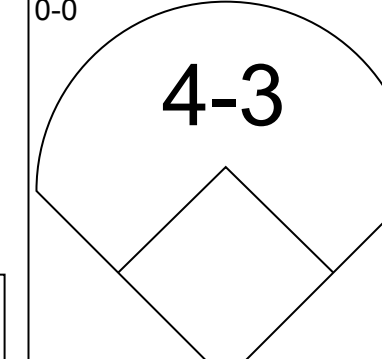
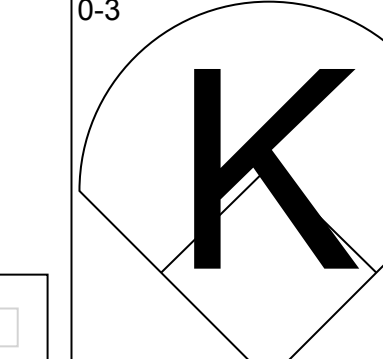
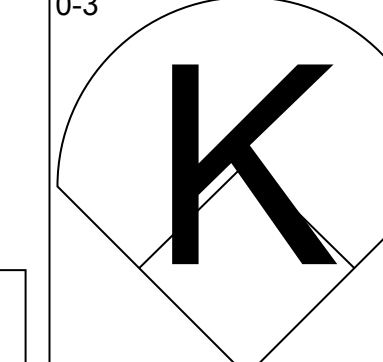
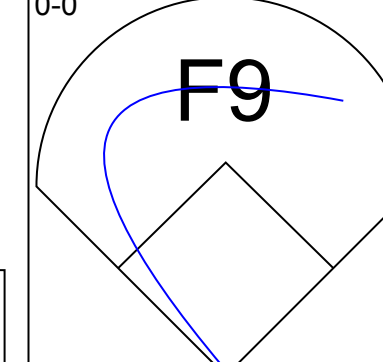
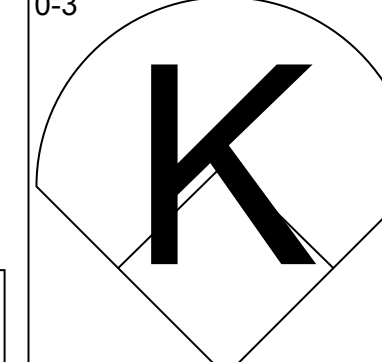
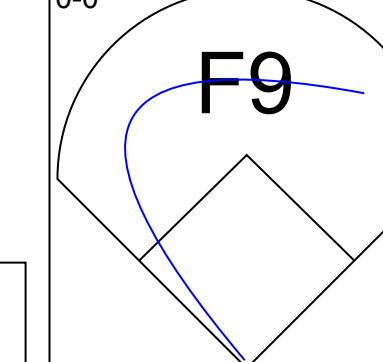
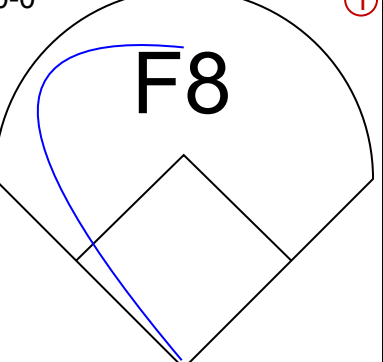
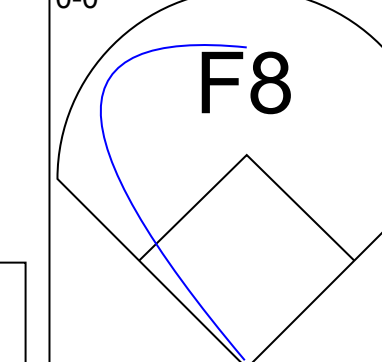
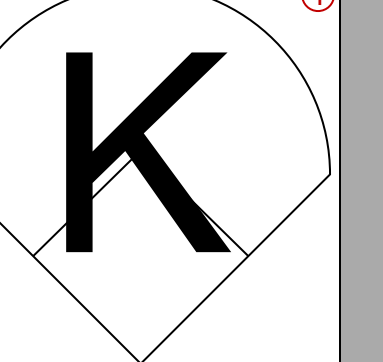
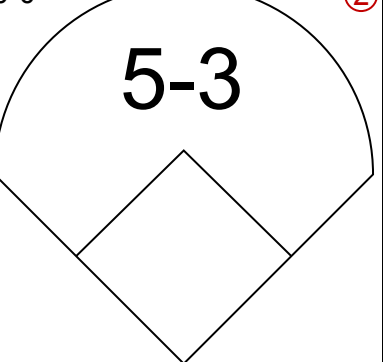
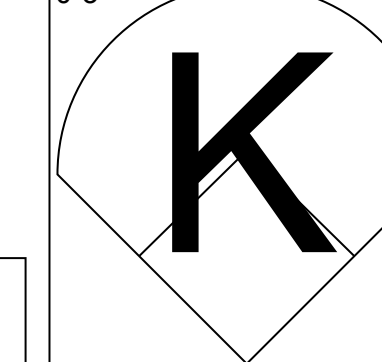
Batter	1	2	3	4	5	6	7	8	9	AB	R	H	RBI	BB	SO	LOB	BOTTOM								
Lenny Dykstra, L OBP: 0.358, SLG: 0.492 (1, 8)										5	3	3	0	0	1	1	<b>Philadelphia Phillies @ New York Mets</b> Shea Stadium, Flushing, NY Sun Jun 21 1987, 3:33 AM EDT Att: 44,838 - Unknown  <a href="http://livebaseballscorecards.com">livebaseballscorecards.com</a>								
Keith Miller, R OBP: 0.440, SLG: 0.583 (1, 4)										3	0	1	0	0	0	1									
Lee Mazzilli, S OBP: 0.424, SLG: 0.600 (1, 3)										4	2	2	2	1	0	1									
Darryl Strawberry, L OBP: 0.391, SLG: 0.625 (1, 9)										4	1	0	1	1	2	3									
Kevin McReynolds, R OBP: 0.333, SLG: 0.526 (1, 7)										4	1	1	0	0	0	3									
Howard Johnson, S OBP: 0.335, SLG: 0.479 (1, 6) (8, 5)										5	1	2	1	0	1	4									
Dave Magadan, L OBP: 0.364, SLG: 0.448 Rafael Santana, R OBP: 0.317, SLG: 0.365 (8, 6)										3	0	2	3	1	0	1									
Barry Lyons, R OBP: 0.311, SLG: 0.404 (1, 2)										0	0	0	0	0	0	0									
Sid Fernandez, L OBP: 0.200, SLG: 0.250 Terry Leach, R Roger McDowell, R OBP: 0.400, SLG: 0.500 Mookie Wilson, S OBP: 0.365, SLG: 0.533 (1, 1) (6, 1) (7, 1) (7, 7)										3	0	0	0	0	2	5									
<b>Inning Stats</b>	R: 0 E: 0 K: 1 S: 5	H: 0 LOB: 0 BB: 0 P: 5	R: 0 E: 0 K: 1 S: 6	H: 1 LOB: 1 BB: 0 P: 6	R: 0 E: 0 K: 0 S: 4	H: 1 LOB: 1 BB: 0 P: 4	R: 2 E: 0 K: 2 S: 11	H: 4 LOB: 2 BB: 0 P: 11	R: 4 E: 0 K: 1 S: 9	H: 4 LOB: 2 BB: 2 P: 17	R: 1 E: 0 K: 0 S: 4	H: 1 LOB: 1 BB: 1 P: 8	R: 0 E: 0 K: 1 S: 5	H: 0 LOB: 1 BB: 1 P: 9	R: 1 E: 1 K: 1 S: 8	H: 2 LOB: 2 BB: 0 P: 8		1B: 8 2B: 5 3B: 0 HR: 0	SF: 0 SAC: 2 DP: 0 HBP: 0	WP: 0 PB: 0 SB: 0 CS: 0	PA: 42				
<b>PITCHER</b>	IP	WLS	BF	H	R	ER	SO	BB	IBB	HBP	BLK	WP	HR	S	P	ERA	WHIP								
Kevin Gross, R ERA: 4.5 (1, 1)	4.2	L	24	9	6	6	4	1	0	1	0	0	0	4	8	0.00	3.000								
Dan Schatzeder, L ERA: 4.09 (5, 1)	0.1		3	1	0	0	1	0	1	0	0	0	0	4	8	0.00	3.000								
Tom Hume, R ERA: 5.45 (6, 1)	0.1		3	1	1	1	0	1	0	0	0	0	0	2	6	27.00	6.000								
Jeff Calhoun, L ERA: 7.71 (6, 1)	0.1		1	0	0	0	0	0	0	0	0	0	0	1	1	0.00	0.000								
Michael Jackson, R ERA: 4.8 (6, 1)	1.1		5	0	0	0	1	1	0	0	0	0	0	6	10	0.00	0.750								
<b>PITCHER</b>	IP	WLS	BF	H	R	ER	SO	BB	IBB	HBP	BLK	WP	HR	S	P	ERA	WHIP								
Kent Tekulve, R ERA: 3.47 (8, 1)	1.0		6	2	1	1	1	0	0	0	0	0	0	8	8	9.00	2.000								



Batter	1	2	3	4	5	6	7	8	9	AB	R	H	RBI	BB	SO	LOB	TOP					
<b>Dave Martinez, L</b> (1, 8) OBP: 0.384, SLG: 0.380										4	0	1	0	0	2	0	<b>Chicago Cubs @ New York Mets</b> Shea Stadium, Flushing, NY Tue Jun 23 1987, 7:05 PM EDT Att: 39,789 - Unknown					
<b>Jerry Mumphrey, S</b> (1, 7) OBP: 0.388, SLG: 0.470 <b>Brian Dayett, R</b> (9, 7) OBP: 0.458, SLG: 0.676										4	0	0	0	0	1	1						
<b>Andre Dawson, R</b> (1, 9) OBP: 0.322, SLG: 0.556										4	0	0	0	0	1	1						
<b>Leon Durham, L</b> (1, 3) OBP: 0.371, SLG: 0.532										3	1	1	0	1	1	0						
<b>Keith Moreland, R</b> (1, 5) OBP: 0.278, SLG: 0.422										3	0	1	0	0	0	1						
<b>Jody Davis, R</b> (1, 2) OBP: 0.318, SLG: 0.425										3	1	0	0	1	2	2						
<b>Paul Noce, R</b> (1, 4) OBP: 0.348, SLG: 0.381 <b>Lee Smith, R</b> (9, 1)										4	1	1	2	0	3	2						
<b>Mike Brumley, S</b> (1, 6) OBP: 0.214, SLG: 0.360										3	1	1	2	0	0	1						
<b>Rick Sutcliffe, L</b> (1, 1) OBP: 0.256, SLG: 0.216 <b>Manny Trillo, R</b> (9, 4) OBP: 0.307, SLG: 0.419										3	0	0	0	0	2	0						
<b>Inning Stats</b>	R: 0 E: 0 K: 3 S: 9	H: 0 LOB: 0 BB: 0 P: 9	R: 0 E: 0 K: 2 S: 7	H: 0 LOB: 0 BB: 0 P: 7	R: 0 E: 0 K: 2 S: 7	H: 0 LOB: 0 BB: 0 P: 7	R: 0 E: 0 K: 1 S: 5	H: 0 LOB: 0 BB: 0 P: 5	R: 4 E: 0 K: 0 S: 5	H: 2 LOB: 0 BB: 2 P: 13	R: 0 E: 0 K: 0 S: 3	H: 0 LOB: 0 BB: 0 P: 3	R: 0 E: 0 K: 2 S: 8	H: 1 LOB: 1 BB: 0 P: 8	R: 0 E: 0 K: 1 S: 6	H: 1 LOB: 1 BB: 0 P: 6		R: 0 E: 0 K: 1 S: 6	H: 1 LOB: 1 BB: 0 P: 6	1B: 2 2B: 2 HR: 1	SF: 0 SAC: 1 DP: 0 HBP: 0	WP: 0 PB: 1 SB: 0 CS: 0
<b>PITCHER</b>	IP	WLS	BF	H	R	ER	SO	BB	IBB	HBP	BLK	WP	HR	S	P	ERA	WHIP					
<b>Ron Darling, R</b> (1, 1) ERA: 5.03 <b>Jesse Orosco, L</b> (9, 1) ERA: 4.8	8.0	L	30	4	4	4	11	2	0	0	0	0	1	50	58	4.50	0.750					

AB	31
R	4
H	5
RBI	4
BB	2
SO	12
LOB	8



Batter	1	2	3	4	5	6	7	8	9	AB	R	H	RBI	BB	SO	LOB	BOTTOM					
<b>Lenny Dykstra, L</b> (1, 8) OBP: 0.351, SLG: 0.481 <b>Jesse Orosco, R</b> (9, 1)										4	0	0	0	0	0	0	<b>Chicago Cubs @ New York Mets</b> Shea Stadium, Flushing, NY Tue Jun 23 1987, 7:05 PM EDT Att: 39,789 - Unknown					
<b>Keith Miller, R</b> (1, 4) OBP: 0.428, SLG: 0.556 <b>Lee Mazzilli, S</b> (9, PH) OBP: 0.433, SLG: 0.607										3	1	1	0	0	1	0						
<b>Keith Hernandez, L</b> (1, 3) OBP: 0.379, SLG: 0.458										2	0	0	0	2	0	1						
<b>Gary Carter, R</b> (1, 2) OBP: 0.309, SLG: 0.404										4	0	0	0	0	0	3						
<b>Darryl Strawberry, L</b> (1, 9) OBP: 0.392, SLG: 0.627										4	0	2	0	0	0	0						
<b>Kevin McReynolds, R</b> (1, 7) OBP: 0.328, SLG: 0.517										4	0	0	0	0	1	3						
<b>Howard Johnson, S</b> (1, 5) OBP: 0.331, SLG: 0.473										3	0	0	0	0	2	1						
<b>Rafael Santana, R</b> (1, 6) OBP: 0.313, SLG: 0.361 <b>Dave Magadan, L</b> (9, PH) OBP: 0.360, SLG: 0.443										2	0	0	0	0	0	1						
<b>Ron Darling, R</b> (1, 1) OBP: 0.172, SLG: 0.250 <b>Mookie Wilson, S</b> (9, PH) OBP: 0.363, SLG: 0.530										2	0	0	0	0	1	0						
<b>Inning Stats</b>	R: 0 E: 0 K: 0 S: 3	H: 0 LOB: 1 BB: 1 P: 7	R: 0 E: 0 K: 1 S: 6	H: 1 LOB: 1 BB: 0 P: 6	R: 1 E: 0 K: 1 S: 6	H: 1 LOB: 1 BB: 1 P: 10	R: 0 E: 0 K: 0 S: 3	H: 0 LOB: 0 BB: 0 P: 3	R: 0 E: 0 K: 1 S: 5	H: 0 LOB: 0 BB: 0 P: 5	R: 0 E: 0 K: 1 S: 5	H: 0 LOB: 0 BB: 0 P: 5	R: 0 E: 0 K: 1 S: 5	H: 0 LOB: 0 BB: 0 P: 5	R: 0 E: 0 K: 1 S: 7	H: 2 LOB: 2 BB: 0 P: 7		1B: 3 2B: 1 HR: 0	SF: 0 SAC: 0 DP: 0 HBP: 0	WP: 0 PB: 0 SB: 2 CS: 0	PA: 33	
<b>PITCHER</b>	IP	WLS	BF	H	R	ER	SO	BB	IBB	HBP	BLK	WP	HR	S	P	ERA	WHIP					
<b>Rick Sutcliffe, R</b> (1, 1) ERA: 3.53 <b>Lee Smith, R</b> (9, 1) ERA: 2.25	8.2	W	32	4	1	1	5	2	0	0	0	0	0	40	48	1.04	0.692					





Batter	1	2	3	4	5	6	7	8	9	AB	R	H	RBI	BB	SO	LOB	TOP				
Dave Martinez, L (1.8) OBP: 0.385, SLG: 0.381	B1-3		G3 1B				B1-3		1-3	5	0	2	0	0	0	0	Chicago Cubs @ New York Mets Shea Stadium, Flushing, NY Wed Jun 24 1987, 7:05 PM EDT Att: 42,196 - Unknown				
Rafael Palmeiro, L (1.7) OBP: 0.385, SLG: 0.571	6-3		G3 1-2			F7	F8		1B	5	0	1	0	0	0	2					
Andre Dawson, R (1.9) OBP: 0.320, SLG: 0.550	1B		6-3			P8	P6		4-3	5	0	1	0	0	0	3					
Leon Durham, L (1.3) OBP: 0.373, SLG: 0.536	L6			K					9-4 2B	4	1	2	0	0	1	1					
Keith Moreland, R (1.5) OBP: 0.281, SLG: 0.421		F8		1B G1-2-3					9-4 2-3f	3	0	1	0	1	0	1					
Jody Davis, R (1.2) OBP: 0.325, SLG: 0.430		FC5-4 1B		1B		K			1B	4	0	3	0	0	1	2					
Paul Noce, R (1.4) OBP: 0.380, SLG: 0.400		FC5-4 1-2f		1B					1B	3	0	2	1	1	0	1					
Mike Brumley, S (1.6) OBP: 0.188, SLG: 0.310		3-1		G1-2-3 3-Hf					1-3	4	0	0	0	0	1	8					
Les Lancaster, R (1.1)			5-3						6-3	3	0	0	0	0	1	2					
Lee Smith, R (8.1)					5-3					0	0	0	0	0	0	0					
Manny Trillo, R (8.4) OBP: 0.304, SLG: 0.415						K				1	0	0	0	0	0	0					
<b>Inning Stats</b>	R: 0 E: 0 K: 0 S: 4	H: 1 LOB: 1 BB: 0 P: 4	R: 0 E: 0 K: 0 S: 4	H: 1 LOB: 1 BB: 0 P: 4	R: 0 E: 0 K: 1 S: 6	H: 2 LOB: 2 BB: 1 P: 10	R: 0 E: 0 K: 0 S: 4	H: 1 LOB: 1 BB: 0 P: 4	R: 1 E: 0 K: 3 S: 11	H: 2 LOB: 2 BB: 1 P: 15	R: 0 E: 0 K: 0 S: 3	H: 0 LOB: 0 BB: 0 P: 3	R: 0 E: 0 K: 0 S: 5	H: 3 LOB: 3 BB: 0 P: 5	R: 0 E: 0 K: 0 S: 4	H: 1 LOB: 1 BB: 0 P: 4	1B: 11 2B: 2 3B: 0 HR: 0	SF: 0 SAC: 0 DP: 2 HBP: 0	WP: 0 PB: 0 SB: 0 CS: 0	PA: 39	
<b>PITCHER</b>	IP	WLS	BF	H	R	ER	SO	BB	IBB	HBP	BLK	WP	HR	S	P	ERA	WHIP				
John Mitchell, R (1.1) ERA: 3.23	7.2		34	11	1	1	4	2	0	0	0	0	0	40	48	1.17	1.696				
Doug Sisk, R (8.1) ERA: 3.49	0.1		1	0	0	0	0	0	0	0	0	0	0	1	1	0.00	0.000				
Roger McDowell, R (9.1) ERA: 4.36	1.0	W	4	1	0	0	0	0	0	0	0	0	0	4	4	0.00	1.000				

Batter	1	2	3	4	5	6	7	8	9	AB	R	H	RBI	BB	SO	LOB	BOTTOM				
Lenny Dykstra, L (1.8) OBP: 0.346, SLG: 0.474	K		P6					SH2-4		3	0	0	0	0	1	2	Chicago Cubs @ New York Mets Shea Stadium, Flushing, NY Wed Jun 24 1987, 7:05 PM EDT Att: 42,196 - Unknown				
Keith Miller, R (1.4) OBP: 0.387, SLG: 0.500	K		5-3					1-2		3	0	0	0	0	1	2					
Mookie Wilson, S (8. PH) OBP: 0.366, SLG: 0.533	K							WP 2-H	3-1 1B	1	0	1	1	0	0	0					
Roger McDowell, R (9.1) OBP: 0.400, SLG: 0.500								2-H		0	0	0	0	0	0	0					
Keith Hernandez, L (1.3) OBP: 0.373, SLG: 0.451	F5			4-3				3-1		4	0	0	0	0	1	1					
Gary Carter, R (1.2) OBP: 0.308, SLG: 0.401		F9						1-2		4	0	1	0	0	1	1					
Darryl Strawberry, L (1.9) OBP: 0.390, SLG: 0.619		K		F8				2-3		3	0	0	0	1	1	1					
Kevin McReynolds, R (1.7) OBP: 0.331, SLG: 0.517					P7			1B PB BB		4	1	2	0	0	0	1					
Howard Johnson, S (1.5) OBP: 0.333, SLG: 0.473			SH2-4 1B					1-2		4	0	2	0	0	1	2					
Rafael Santana, R (1.6) OBP: 0.315, SLG: 0.359								1B BB		1	0	0	0	1	0	0					
Dave Magadan, L (7. PH) OBP: 0.363, SLG: 0.438			SH2-4 1B					1-2 2-3 BB		1	0	0	0	1	0	2					
John Mitchell, R (1.1) OBP: 0.063, SLG: 0.125								1-2 2-3 BB		1	0	0	0	0	0	0					
Doug Sisk, R (8.1)			SH2-4							0	0	0	0	0	0	0					
Lee Mazzilli, S (8. PH) OBP: 0.441, SLG: 0.614								1-2 2-3 1B		1	1	1	0	0	0	0					
Bill Almon, R (9.4) OBP: 0.250, SLG: 0.216								1-2 2-3 1B		1	0	1	1	0	0	0					
<b>Inning Stats</b>	R: 0 E: 0 K: 2 S: 7	H: 0 LOB: 0 BB: 0 P: 7	R: 0 E: 0 K: 1 S: 5	H: 0 LOB: 0 BB: 0 P: 5	R: 0 E: 0 K: 0 S: 4	H: 1 LOB: 2 BB: 1 P: 8	R: 0 E: 0 K: 0 S: 4	H: 1 LOB: 1 BB: 0 P: 4	R: 0 E: 0 K: 1 S: 5	H: 0 LOB: 0 BB: 0 P: 5	R: 0 E: 0 K: 1 S: 6	H: 1 LOB: 2 BB: 1 P: 10	R: 1 E: 0 K: 1 S: 7	H: 2 LOB: 1 BB: 0 P: 7	R: 0 E: 0 K: 0 S: 4	H: 3 LOB: 3 BB: 1 P: 8	1B: 8 2B: 0 3B: 0 HR: 0	SF: 0 SAC: 2 DP: 0 HBP: 0	WP: 1 PB: 1 SB: 1 CS: 0	PA: 36	
<b>PITCHER</b>	IP	WLS	BF	H	R	ER	SO	BB	IBB	HBP	BLK	WP	HR	S	P	ERA	WHIP				
Les Lancaster, R (1.1) ERA: 2.76	7.0		27	4	1	1	5	2	0	0	0	1	0	35	43	1.29	0.857				
Lee Smith, R (8.1) ERA: 2.39	1.1	L	9	4	1	1	1	1	0	0	0	1	0	10	14	6.75	3.750				

AB 37  
R 1  
H 12  
RBI 1  
BB 2  
SO 4  
LOB 20



AB 31  
R 2  
H 8  
RBI 2  
BB 3  
SO 6  
LOB 12





Batter	1	2	3	4	5	6	7	8	9	AB	R	H	RBI	BB	SO	LOB	TOP										
Dave Martinez, L (1, 8) OBP: 0.387, SLG: 0.380 Jody Davis, R (9, PH) OBP: 0.324, SLG: 0.429	4-0 CS 4-3 BB		0-0 E 1B		0-0 F8		0-3 K		0-3 K	3	1	0	1	1	2												
Rafael Palmeiro, L (1, 7) OBP: 0.323, SLG: 0.462	0-0 4-3 1-2		0-3 K		0-0 F8		0-0 F8		0-0 F8	5	0	0	0	0	1	5											
Jerry Mumphrey, S (1, 9) OBP: 0.399, SLG: 0.467	4-0 1B 2-3 BB		0-0 E4 2-H		4-0 1B BB		4-0 2B 6-3 BB		4-0 2B 6-3 BB	1	1	0	0	3	0	0											
Leon Durham, L (1, 3) OBP: 0.379, SLG: 0.544	0-0 1-2 1B		0-0 F9		0-0 1B BB		0-0 1B BB		0-0 6-3 2B	4	0	3	0	0	0	1											
Keith Moreland, R (1, 5) OBP: 0.277, SLG: 0.414 Manny Trillo, R (8, 5) OBP: 0.304, SLG: 0.415	0-0 F9		0-0 F8		0-0 P3		0-0 6-3		0-0 6-3	4	0	0	1	0	0	5											
Paul Noco, R (1, 4) OBP: 0.352, SLG: 0.367		0-0 5-3		0-3 K		0-3 K		0-0 6-3		4	0	0	0	0	2	3											
Jim Sundberg, R (1, 2) OBP: 0.328, SLG: 0.340		0-0 F9		0-0 L4		0-3 K		0-0 L4		4	0	0	0	0	1	3											
Mike Brumley, S (1, 6) OBP: 0.194, SLG: 0.281		0-0 4-3		0-0 4-3		0-0 4-3		4-0 PB BB		3	0	0	0	1	0	0											
Steve Trout, L (1, 1) Dickie Noles, R (4, 1) Gary Matthews, R (5, PH) Ed Lynch, R (5, 1) Bob Bernier, R (7, PH) Ron Davis, R (7, 1) Brian Dayett, R (9, PH) OBP: 0.442, SLG: 0.667			0-0 F7		4-0 BB		4-0 BB		0-3 K	1	0	0	0	0	0	0											
<b>Inning Stats</b>	R: 0 E: 0 K: 0 S: 3	H: 1 LOB: 2 BB: 2 P: 11	R: 0 E: 0 K: 0 S: 3	H: 0 LOB: 0 BB: 0 P: 3	R: 1 E: 1 K: 1 S: 7	H: 1 LOB: 1 BB: 0 P: 7	R: 0 E: 0 K: 1 S: 5	H: 0 LOB: 0 BB: 0 P: 5	R: 0 E: 0 K: 1 S: 8	H: 1 LOB: 2 BB: 1 P: 12	R: 0 E: 0 K: 2 S: 8	H: 0 LOB: 1 BB: 1 P: 9	R: 1 E: 0 K: 0 S: 4	H: 1 LOB: 1 BB: 1 P: 8	R: 0 E: 0 K: 2 S: 7	H: 0 LOB: 1 BB: 1 P: 11	1B: 3 2B: 1 3B: 0 HR: 0	SF: 0 SAC: 0 DP: 0 HBP: 0	WP: 0 PB: 1 CS: 1	PA: 38							
<b>PITCHER</b>	IP	WLS	BF	H	R	ER	SO	BB	IBB	HBP	BLK	WP	HR	S	P	ERA	WHIP										
Dwight Gooden, R (1, 1) ERA: 2.15	7.0	W	29	3	1	0	5	5	0	0	0	0	0	34	54	0.00	1.143										
Doug Sisk, R (8, 1) ERA: 3.53	1.0		5	1	1	1	0	1	0	0	0	0	0	4	8	9.00	2.000										
Randy Myers, L (9, 1) ERA: 6.33	1.0		4	0	0	0	2	1	0	0	0	0	0	7	11	0.00	1.000										
<b>Batter</b>	<b>1</b>	<b>2</b>	<b>3</b>	<b>4</b>	<b>5</b>	<b>6</b>	<b>7</b>	<b>8</b>	<b>9</b>	<b>AB</b>	<b>R</b>	<b>H</b>	<b>RBI</b>	<b>BB</b>	<b>SO</b>	<b>LOB</b>	<b>BOTTOM</b>										
Mookie Wilson, S (1, 8) OBP: 0.367, SLG: 0.541	0-0 6-3	0-0 FC4-6 FC6-4		0-0 FC6-4 1B	0-0 2-H FC1-5-2-6-1 3B		0-0 4-3			5	0	2	2	0	0	2											
Keith Miller, R (1, 4) OBP: 0.361, SLG: 0.457	0-0 1B FC4-6	0-0 FC6-4		0-0 FC6-4 CS	0-0 FC1-5-2-6-1		0-0 6-3			5	1	1	0	0	0	4											
Keith Hernandez, L (1, 3) Barry Lyons, R (8, 2) OBP: 0.311, SLG: 0.404	0-0 1B FC4-6		0-0 1B 2B	4-0 1B BB	4-0 BB BB		0-3 K			3	2	2	0	2	1	0											
Gary Carter, R (1, 2) Doug Sisk, R (8, 1) Randy Myers, L (9, 1) OBP: 0.500, SLG: 0.500	0-0 FC4-6		0-0 BB BB	0-0 1B BB	0-3 K		0-3 K			4	1	1	1	1	2	4											
Darryl Strawberry, L (1, 9) OBP: 0.391, SLG: 0.618	0-0 4-3		0-0 F7	0-0 1B 1-3 2-H		0-0 2B 2B		0-0 G3		5	1	2	1	0	0	3											
Kevin McReynolds, R (1, 7) OBP: 0.332, SLG: 0.516		0-0 1-3	0-0 BB BB	0-0 1B 1-2 2-H	0-0 F8		0-0 2B 2B		0-0 F4	5	0	2	2	0	0	2											
Howard Johnson, S (1, 5) OBP: 0.338, SLG: 0.469		4-0 1B FC4-6 BB	4-0 BB BB	4-0 1B BB		4-0 E S 1B BB		0-3 K		2	2	0	0	3	1	1											
Rafael Santana, R (1, 6) OBP: 0.324, SLG: 0.364		0-0 FC4-6 1B	4-0 BB BB	4-0 BB BB	0-0 SH1-4 3B		0-0 F9			3	1	2	2	1	0	1											
Dwight Gooden, R (1, 1) Dave Magadan, L (8, 3) OBP: 0.363, SLG: 0.438		0-0 FC4-6 1B	0-0 BB BB	0-0 G5-4-3 BB	0-0 SH1-4 1B		0-0 1-3			3	0	1	0	0	0	4											
<b>Inning Stats</b>	R: 1 E: 0 K: 0 S: 5	H: 2 LOB: 1 BB: 0 P: 5	R: 1 E: 0 K: 0 S: 5	H: 2 LOB: 2 BB: 1 P: 9	R: 2 E: 0 K: 0 S: 4	H: 2 LOB: 2 BB: 3 P: 16	R: 1 E: 0 K: 0 S: 5	H: 3 LOB: 2 BB: 1 P: 9	R: 2 E: 0 K: 1 S: 7	H: 2 LOB: 1 BB: 2 P: 15	R: 1 E: 0 K: 0 S: 5	H: 2 LOB: 1 BB: 0 P: 5	R: 0 E: 0 K: 2 S: 8	H: 0 LOB: 0 BB: 0 P: 8	R: 0 E: 0 K: 1 S: 5	H: 0 LOB: 0 BB: 0 P: 5	1B: 9 2B: 3 3B: 1 HR: 0	SF: 0 SAC: 1 DP: 1 HBP: 0	WP: 1 PB: 0 CS: 1	PA: 43							
<b>PITCHER</b>	IP	WLS	BF	H	R	ER	SO	BB	IBB	HBP	BLK	WP	HR	S	P	ERA	WHIP										
Steve Trout, L (1, 1) ERA: 3.33	3.2	L	23	9	5	5	0	5	0	0	0	0	0	18	38	12.27	3.818										
Dickie Noles, R (4, 1) ERA: 4.03	0.1		1	0	0	0	0	0	0	0	0	0	0	1	1	0.00	0.000										
Ed Lynch, R (5, 1) ERA: 4.76	2.0		12	4	3	3	1	2	0	0	0	0	0	12	20	13.50	3.000										
Ron Davis, R (7, 1) ERA: 4.82	2.0		7	0	0	0	3	0	0	0	0	1	0	13	13	0.00	0.000										

Chicago Cubs @ New York Mets  
Shea Stadium, Flushing, NY  
Thu Jun 25 1987, 3:33 AM EDT  
Att: 40,167 - Unknown

AB 31  
R 2  
H 4  
RBI 1  
BB 7  
SO 7  
LOB 21



Chicago Cubs @ New York Mets  
Shea Stadium, Flushing, NY  
Thu Jun 25 1987, 3:33 AM EDT  
Att: 40,167 - Unknown

AB 35  
R 8  
H 13  
RBI 8  
BB 7  
SO 4  
LOB 21





Batter	1	2	3	4	5	6	7	8	9	AB	R	H	RBI	BB	SO	LOB	TOP			
Lenny Dykstra, L OBP: 0.347, SLG: 0.472 (1, 8)										5	0	2	0	0	0	2				
Keith Miller, R OBP: 0.368, SLG: 0.486 Kevin McReynolds, R OBP: 0.331, SLG: 0.516 Bill Almon, R OBP: 0.268, SLG: 0.263 (1, 4) (7, PH) (7, 4)										2	0	1	0	0	0	0				
Keith Hernandez, L OBP: 0.375, SLG: 0.450 Jeff Innis, R OBP: 0.308, SLG: 0.396 (1, 3) (7, 1) (9, PH)										4	0	0	0	0	0	4				
Darryl Strawberry, L OBP: 0.392, SLG: 0.613 (1, 9)										2	0	0	0	2	1	1				
Lee Mazzilli, S OBP: 0.417, SLG: 0.574 (1, 7) (7, 3)										4	0	0	0	0	0	5				
Howard Johnson, S OBP: 0.341, SLG: 0.483 (1, 6)										4	1	2	1	0	0	0				
Dave Magadan, L OBP: 0.358, SLG: 0.430 (1, 5)										4	0	1	0	0	2	2				
Barry Lyons, R OBP: 0.308, SLG: 0.393 (1, 2)										4	1	1	0	0	1	3				
Sid Fernandez, L OBP: 0.226, SLG: 0.276 Clint Hurdle, L OBP: 0.333, SLG: 0.333 Doug Sisk, R OBP: 0.368, SLG: 0.540 (1, 1) (5, PH) (5, 1) (7, PH) (7, 7)										1	0	1	0	0	0	0				
<b>Inning Stats</b>	R: 0 E: 0 K: 0 S: 4	H: 1 LOB: 2 BB: 1 P: 8	R: 0 E: 0 K: 0 S: 5	H: 2 LOB: 2 BB: 0 P: 5	R: 0 E: 0 K: 0 S: 4	H: 1 LOB: 1 BB: 0 P: 4	R: 0 E: 0 K: 1 S: 5	H: 0 LOB: 0 BB: 0 P: 5	R: 0 E: 0 K: 1 S: 5	H: 0 LOB: 0 BB: 0 P: 5	R: 2 E: 0 K: 1 S: 9	H: 4 LOB: 2 BB: 0 P: 9	R: 0 E: 0 K: 1 S: 6	H: 1 LOB: 2 BB: 1 P: 10	R: 0 E: 0 K: 2 S: 8	H: 1 LOB: 1 BB: 0 P: 8	1B: 7 2B: 2 3B: 0 HR: 1	SF: 0 SAC: 1 DP: 0 HBP: 0	WP: 0 PB: 0 SB: 0 CS: 1	PA: 39
<b>PITCHER</b>	IP WLS BF H R ER SO BB IBB HBP BLK WP HR S P ERA WHIP	Kevin Gross, R ERA: 4.36 Jeff Calhoun, L ERA: 4.91 Steve Bedrosian, R ERA: 2.84	IP WLS BF H R ER SO BB IBB HBP BLK WP HR S P ERA WHIP	PITCHER	IP WLS BF H R ER SO BB IBB HBP BLK WP HR S P ERA WHIP	Kevin Gross, R ERA: 4.36 Jeff Calhoun, L ERA: 4.91 Steve Bedrosian, R ERA: 2.84														

New York Mets @ Philadelphia Phillies  
Veterans Stadium, Philadelphia, PA  
Fri Jun 26 1987, 7:05 PM EDT  
Att: 36,263 - Unknown

AB	36
R	2
H	10
RBI	2
BB	2
SO	7
LOB	20



Batter	1	2	3	4	5	6	7	8	9	AB	R	H	RBI	BB	SO	LOB	BOTTOM			
Juan Samuel, R OBP: 0.320, SLG: 0.480 (1, 4)										4	0	0	0	0	2	1				
Rick Schu, R OBP: 0.308, SLG: 0.449 (1, 5)										4	1	1	0	0	0	0				
Von Hayes, L OBP: 0.421, SLG: 0.440 (1, 8)										4	0	0	0	0	0	1				
Mike Schmidt, R OBP: 0.376, SLG: 0.580 (1, 3)										4	1	1	0	0	1	1				
Lance Parrish, R OBP: 0.281, SLG: 0.355 (1, 2)										3	2	2	2	0	1	0				
Glenn Wilson, R OBP: 0.319, SLG: 0.453 (1, 9)										4	0	2	0	0	0	2				
Chris James, R OBP: 0.333, SLG: 0.506 (1, 7)										3	1	1	1	1	1	2				
Luis Aguayo, R OBP: 0.288, SLG: 0.500 (1, 6)										3	0	0	0	0	2	4				
Kevin Gross, R OBP: 0.148, SLG: 0.148 Jeff Calhoun, L OBP: 0.409, SLG: 0.382 Steve Bedrosian, R OBP: 0.368, SLG: 0.540 (1, 1) (7, 1) (7, PH) (8, 1)										2	0	1	2	0	0	0				
<b>Inning Stats</b>	R: 0 E: 0 K: 0 S: 3	H: 0 LOB: 0 BB: 0 P: 3	R: 3 E: 0 K: 2 S: 11	H: 4 LOB: 1 BB: 0 P: 11	R: 2 E: 0 K: 0 S: 6	H: 3 LOB: 2 BB: 1 P: 10	R: 0 E: 0 K: 0 S: 3	H: 0 LOB: 0 BB: 0 P: 3	R: 0 E: 0 K: 1 S: 5	H: 0 LOB: 0 BB: 0 P: 5	R: 0 E: 0 K: 1 S: 5	H: 0 LOB: 0 BB: 0 P: 5	R: 0 E: 0 K: 2 S: 8	H: 1 LOB: 2 BB: 0 P: 9	R: 0 E: 0 K: 2 S: 8	H: 1 LOB: 2 BB: 0 P: 9	1B: 6 2B: 1 3B: 0 HR: 1	SF: 0 SAC: 0 DP: 0 HBP: 1	WP: 0 PB: 0 SB: 0 CS: 0	PA: 34
<b>PITCHER</b>	IP WLS BF H R ER SO BB IBB HBP BLK WP HR S P ERA WHIP	Sid Fernandez, L ERA: 3.17 Doug Sisk, R ERA: 3.66 Jeff Innis, R ERA: 4.05	IP WLS BF H R ER SO BB IBB HBP BLK WP HR S P ERA WHIP	PITCHER	IP WLS BF H R ER SO BB IBB HBP BLK WP HR S P ERA WHIP	Sid Fernandez, L ERA: 3.17 Doug Sisk, R ERA: 3.66 Jeff Innis, R ERA: 4.05														

New York Mets @ Philadelphia Phillies  
Veterans Stadium, Philadelphia, PA  
Fri Jun 26 1987, 7:05 PM EDT  
Att: 36,263 - Unknown

AB	32
R	5
H	8
RBI	5
BB	1
SO	7
LOB	11









Batter	1	2	3	4	5	6	7	8	9	AB	R	H	RBI	BB	SO	LOB	TOP																			
Mookie Wilson, S OBP: 0.372, SLG: 0.541	0-0 6-3		0-0 1B		0-0 6-3			0-0 6-3		4	0	1	0	0	0	0	<b>New York Mets @ Philadelphia Phillies</b> Veterans Stadium, Philadelphia, PA Sun Jun 28 1987, 3:33 AM EDT Att: 52,206 - Unknown																			
Bill Almon, R OBP: 0.244, SLG: 0.238	0-0 F8		0-3 K			0-0 6-3		0-3 K		4	0	0	0	0	2	1																				
Keith Hernandez, L OBP: 0.377, SLG: 0.462 Roger McDowell, R OBP: 0.400, SLG: 0.500	0-0 F6			0-0 HR		0-0 F8		0-0 1B		4	1	2	1	0	0	0																				
Gary Carter, R OBP: 0.309, SLG: 0.409		0-0 F9		0-0 HR		0-0 F9		0-0 4-3		4	1	1	1	0	0	1																				
Kevin McReynolds, R OBP: 0.331, SLG: 0.514		0-0 2B		0-0 6-3			0-0 F9		0-0 F9	4	0	1	0	0	0	0																				
Lee Mazzilli, S OBP: 0.420, SLG: 0.544	0-3 K			0-0 L4			0-0 6-3		0-0 F9	4	0	0	0	0	1	1																				
Howard Johnson, S OBP: 0.344, SLG: 0.481	0-0 6-3			0-0 F6		4-0 HR		0-3 K		3	1	0	0	1	1	1																				
Rafael Santana, R OBP: 0.318, SLG: 0.372			0-0 F4		0-0 F4					3	1	1	2	0	0	0																				
Ron Darling, R OBP: 0.196, SLG: 0.226 Jesse Orosco, R OBP: 0.385, SLG: 0.603			0-0 F9		0-3 K		0-3 K			3	0	0	0	0	2	0																				
<b>Inning Stats</b>	R: 0 E: 0 K: 0 S: 3	H: 0 LOB: 0 BB: 0 P: 3	R: 0 E: 0 K: 1 S: 6	H: 1 LOB: 1 BB: 0 P: 6	R: 0 E: 0 K: 1 S: 6	H: 1 LOB: 1 BB: 0 P: 6	R: 2 E: 0 K: 0 S: 5	H: 2 LOB: 0 BB: 0 P: 5	R: 0 E: 0 K: 1 S: 3	H: 0 LOB: 0 BB: 0 P: 3	R: 2 E: 0 K: 1 S: 6	H: 1 LOB: 0 BB: 1 P: 10	R: 0 E: 0 K: 1 S: 6	H: 1 LOB: 1 BB: 0 P: 6	R: 0 E: 0 K: 1 S: 5	H: 0 LOB: 0 BB: 0 P: 5	1B: 2 2B: 1 3B: 0 HR: 3	SF: 0 SAC: 0 DP: 0 HBP: 0	WP: 0 PA: 34 CS: 0																	
<b>PITCHER</b>	IP	WLS	BF	H	R	ER	SO	BB	IBB	HBP	BLK	WP	HR	S	P	ERA	WHIP	<b>PITCHER</b>		IP	WLS	BF	H	R	ER	SO	BB	IBB	HBP	BLK	WP	HR	S	P	ERA	WHIP
Don Carman, L ERA: 4.55	(1, 1)	7.0	27	5	4	4	4	1	0	0	0	0	3	34	38	5.14	0.857																			
Kent Tekulve, R ERA: 3.31	(8, 1)	1.0	4	1	0	0	1	0	0	0	0	0	0	6	6	0.00	1.000																			
Doug Bair, R ERA:	(9, 1)	1.0	W	3	0	0	0	1	0	0	0	0	0	5	5	0.00	0.000																			

AB 33  
R 4  
H 6  
RBI 4  
BB 1  
SO 6  
LOB 4



Batter	1	2	3	4	5	6	7	8	9	AB	R	H	RBI	BB	SO	LOB	BOTTOM																			
Juan Samuel, R OBP: 0.327, SLG: 0.477	4-0 5-3 BB		4-0 S BB			4-0 BB BB		0-0 1B PB 1B	0-0 1B 1B	2	2	2	1	3	0	0	<b>New York Mets @ Philadelphia Phillies</b> Veterans Stadium, Philadelphia, PA Sun Jun 28 1987, 3:33 AM EDT Att: 52,206 - Unknown																			
Milt Thompson, L OBP: 0.312, SLG: 0.354 Rick Schu, R OBP: 0.309, SLG: 0.446	0-0 5-3		4-0 BB			0-3 K		0-0 F8	0-0 1B 1B	2	0	0	0	1	1	2																				
Von Hayes, L OBP: 0.411, SLG: 0.440	0-0 F7		0-0 F3			0-0 F8		0-0 L5	0-0 F7	5	0	0	0	0	7																					
Mike Schmidt, R OBP: 0.379, SLG: 0.577	0-0 F7			0-0 F7		4-0 BB BB		0-0 PB 1B	0-0 1B 1B	4	1	2	1	1	0	1																				
Glenn Wilson, R OBP: 0.321, SLG: 0.451		0-3 K		0-3 K		0-3 K		0-0 1B 1B		4	0	1	1	0	3	2																				
Chris James, R OBP: 0.337, SLG: 0.533 Doug Bair, R		0-3 K		0-3 K			0-3 K	0-0 1B 1B	0-0 FC5-4 1B	4	0	1	0	0	3	0																				
Lance Parrish, R OBP: 0.275, SLG: 0.346	0-0 F8				0-3 K			0-0 F9	0-0 FC5-4 1B	4	0	0	0	0	1	2																				
Ken Dowell, R OBP: 0.143, SLG: 0.143 Keith Hughes, L			0-0 5-3			0-0 F8			0-0 F8	2	0	0	0	0	0	0																				
Luis Aquayo, R OBP: 0.279, SLG: 0.484										1	0	0	0	0	0	0																				
Don Carman, L OBP: 0.069, SLG: 0.069 Kent Tekulve, R	(1, 1)		0-0 F7			0-0 6-3		0-0 1B 3B	0-0 1B 1B	2	0	0	0	0	0	0																				
Greg Gross, L OBP: 0.408, SLG: 0.417	(8, PH)									2	2	2	0	0	0	0																				
<b>Inning Stats</b>	R: 0 E: 0 K: 0 S: 3	H: 0 LOB: 1 BB: 1 P: 7	R: 0 E: 0 K: 2 S: 7	H: 0 LOB: 0 BB: 0 P: 7	R: 0 E: 0 K: 2 S: 7	H: 0 LOB: 0 BB: 0 P: 7	R: 0 E: 0 K: 1 S: 5	H: 0 LOB: 0 BB: 0 P: 5	R: 0 E: 0 K: 2 S: 7	H: 0 LOB: 2 BB: 2 P: 15	R: 0 E: 0 K: 1 S: 5	H: 0 LOB: 0 BB: 0 P: 5	R: 3 E: 0 K: 0 S: 8	H: 5 LOB: 5 BB: 0 P: 8	R: 2 E: 0 K: 0 S: 6	H: 4 LOB: 2 BB: 0 P: 6	1B: 8 2B: 0 3B: 1 HR: 0	SF: 0 SAC: 0 DP: 0 HBP: 0	WP: 0 PA: 40 CS: 0																	
<b>PITCHER</b>	IP	WLS	BF	H	R	ER	SO	BB	IBB	HBP	BLK	WP	HR	S	P	ERA	WHIP	<b>PITCHER</b>		IP	WLS	BF	H	R	ER	SO	BB	IBB	HBP	BLK	WP	HR	S	P	ERA	WHIP
Ron Darling, R ERA: 4.86	(1, 1)	7.0	28	2	2	2	8	5	0	0	0	0	0	39	59	2.57	1.000																			
Jesse Orosco, L ERA: 5.52	(8, 1)	0.2	3	1	0	0	0	0	0	0	0	0	0	3	3	0.00	1.500																			
Roger McDowell, R ERA: 4.67	(8, 1)	1.0	L	9	6	3	3	0	0	0	0	0	0	9	9	27.00	6.000																			

AB 35  
R 5  
H 9  
RBI 4  
BB 5  
SO 8  
LOB 15










Batter	1	2	3	4	5	6	7	8	9	AB	R	H	RBI	BB	SO	LOB	TOP					
Vince Coleman, S (1, 7) OBP: 0.377, SLG: 0.345 John Morris, L (6, FH) OBP: 0.352, SLG: 0.400 (6, 9)										2	0	1	0	0	0	2	<b>St. Louis Cardinals @ New York Mets</b> Shea Stadium, Flushing, NY Tue Jun 30 1987, 7:05 PM EDT Att: 49,416 - Unknown					
Ozzie Smith, S (1, 6) OBP: 0.387, SLG: 0.365										4	1	2	0	0	0	2						
Tom Herr, S (1, 4) OBP: 0.390, SLG: 0.374										4	0	1	0	0	1	1						
Jack Clark, R (1, 3) OBP: 0.441, SLG: 0.650										2	0	0	1	1	2	1						
Willie McGee, S (1, 8) OBP: 0.318, SLG: 0.432										4	0	1	0	0	1	1						
Terry Pendleton, S (1, 5) OBP: 0.372, SLG: 0.406										4	0	0	0	0	2	3						
Curt Ford, L (1, 9) OBP: 0.371, SLG: 0.522 (6, 7)										4	1	2	0	0	1	0						
Ricky Horton, L (9, 1) OBP: 0.100, SLG: 0.100										0	0	0	0	0	0	0						
Tony Peña, R (1, 2) OBP: 0.333, SLG: 0.366										3	0	1	0	0	0	1						
Greg Mathews, R (1, 1) OBP: 0.290, SLG: 0.276 Bill Dawley, R (9, 1) OBP: 0.364, SLG: 0.222 José Oquendo, S (9, 7) OBP: 0.437, SLG: 0.381										2	0	0	0	1	1	2						
<b>Inning Stats</b>	R: 0 E: 0 K: 0 S: 3	H: 1 LOB: 0 BB: 0 P: 3	R: 0 E: 0 K: 2 S: 7	H: 0 LOB: 0 BB: 0 P: 7	R: 1 E: 0 K: 0 S: 4	H: 1 LOB: 1 BB: 1 P: 8	R: 0 E: 0 K: 2 S: 7	H: 0 LOB: 1 BB: 1 P: 11	R: 0 E: 0 K: 1 S: 5	H: 0 LOB: 0 BB: 0 P: 5	R: 1 E: 0 K: 0 S: 6	H: 3 LOB: 2 BB: 0 P: 6	R: 0 E: 0 K: 1 S: 5	H: 2 LOB: 1 BB: 0 P: 5	R: 0 E: 0 K: 3 S: 10	H: 1 LOB: 1 BB: 0 P: 10	R: 0 E: 0 K: 0 S: 3	H: 0 LOB: 0 BB: 0 P: 3	1B: 8 2B: 0 3B: 0 HR: 0	SF: 1 SAC: 0 DP: 2 HBP: 0	WP: 0 PB: 0 SB: 0 CS: 1	PA: 34
<b>PITCHER</b> Dwight Gooden, R (1, 1) ERA: 2.12	IP: 9.0 WLS: W BF: 34 H: 8 R: 2 ER: 2 SO: 9 BB: 2 IBB: 0 HBP: 0 BLK: 0 WP: 0 HR: 0 S: 50 P: 58 ERA: 2.00 WHIP: 1.111															<b>PITCHER</b>						

Batter	1	2	3	4	5	6	7	8	9	AB	R	H	RBI	BB	SO	LOB	BOTTOM			
Mookie Wilson, S (1, 8) OBP: 0.373, SLG: 0.535										4	0	1	0	0	0	0	<b>St. Louis Cardinals @ New York Mets</b> Shea Stadium, Flushing, NY Tue Jun 30 1987, 7:05 PM EDT Att: 49,416 - Unknown			
Wally Backman, S (1, 4) OBP: 0.294, SLG: 0.278										3	0	0	0	1	0	1				
Keith Hernandez, L (1, 3) OBP: 0.371, SLG: 0.462										4	0	0	0	0	1	2				
Gary Carter, R (1, 2) OBP: 0.305, SLG: 0.398 Lenny Dykstra, L (9, PR) OBP: 0.344, SLG: 0.465										3	0	0	0	1	1	1				
Kevin McReynolds, R (1, 7) OBP: 0.332, SLG: 0.508										3	0	1	0	0	0	0				
Lee Mazzilli, S (1, 9) OBP: 0.419, SLG: 0.528										3	1	1	0	1	0	1				
Howard Johnson, S (1, 5) OBP: 0.351, SLG: 0.486										4	1	3	1	0	0	0				
Rafael Santana, R (1, 6) OBP: 0.315, SLG: 0.367										3	0	1	2	0	0	2				
Dwight Gooden, R (1, 1) OBP: 0.167, SLG: 0.167										3	0	0	0	0	0	1				
<b>Inning Stats</b>	R: 0 E: 0 K: 1 S: 5	H: 0 LOB: 1 BB: 1 P: 9	R: 0 E: 0 K: 0 S: 4	H: 2 LOB: 1 BB: 0 P: 4	R: 0 E: 0 K: 0 S: 4	H: 1 LOB: 1 BB: 0 P: 4	R: 0 E: 0 K: 0 S: 3	H: 0 LOB: 0 BB: 0 P: 3	R: 0 E: 0 K: 0 S: 3	H: 0 LOB: 0 BB: 0 P: 3	R: 2 E: 0 K: 1 S: 8	H: 3 LOB: 1 BB: 0 P: 8	R: 0 E: 0 K: 0 S: 3	H: 0 LOB: 0 BB: 0 P: 3	R: 1 E: 0 K: 0 S: 2	H: 1 LOB: 2 BB: 2 P: 10		1B: 6 2B: 1 3B: 0 HR: 0	SF: 0 SAC: 1 DP: 1 HBP: 0	WP: 0 PB: 0 SB: 0 CS: 0
<b>PITCHER</b> Greg Mathews, L (1, 1) ERA: 4.15 Bill Dawley, R (9, 1) ERA: 3.61 Ricky Horton, L (9, 1) ERA: 3.09	IP: 8.0 WLS: L BF: 31 H: 6 R: 3 ER: 3 SO: 2 BB: 0 IBB: 0 HBP: 0 BLK: 0 WP: 0 HR: 0 S: 33 P: 41 ERA: 3.38 WHIP: 1.000															<b>PITCHER</b>				

AB	31
R	2
H	8
RBI	1
BB	2
SO	9
LOB	13



AB	30
R	3
H	7
RBI	3
BB	3
SO	2
LOB	8





Batter	1	2	3	4	5	6	7	8	9	AB	R	H	RBI	BB	SO	LOB	TOP																				
Ozzie Smith, S OBP: 0.384, SLG: 0.362 (1, 6)	6-3		F2			6-3	4-3		1B SF7 1B	5	1	1	0	0	0	0																					
Terry Pendleton, S OBP: 0.375, SLG: 0.410 (1, 5)	K			L9		2B 1B	G4-6-3 1B		1B SF7 1B	5	1	3	0	0	1	0																					
Tom Herr, S OBP: 0.382, SLG: 0.367 (1, 4)	5-3			F7		2B BB	G4-6-3 1-2		SF7 1-2 3-H	4	1	0	1	0	0	2																					
Jack Clark, R OBP: 0.440, SLG: 0.648 (1, 3)		K		3B BB		2B 3-H		6-3	1-3 3	4	2	1	1	1	1	1																					
Willie McGee, S OBP: 0.328, SLG: 0.445 (1, 8)		WP 1B		3B 1-H		BB 2B 1BB		E 1B		3	1	3	1	1	0	0																					
Tony Peña, R OBP: 0.336, SLG: 0.360 (1, 2)	F8					2B 1-2 2-3 3-H		K		2	0	0	1	2	1	2																					
José Quiendo, S OBP: 0.433, SLG: 0.384 (1, 9) (8, 7)	6-3			F8		BB	1-3 2-H 3-H	E4 FC6-4		4	0	1	2	0	0	3																					
Tito Landrum, R OBP: 0.298, SLG: 0.220 (6, PH) Curt Ford, L OBP: 0.366, SLG: 0.515 (6, PH) Todd Worrell, R (8, 1)			F7		K	K		FC6-4 1-2		2	0	0	0	0	1	1																					
Joe Magrane, R OBP: 0.289, SLG: 0.050 Lee Tunnell, R OBP: 0.287, SLG: 0.287 Steve Laker, L OBP: 0.302, SLG: 0.370 Pat Perry, L OBP: 0.351, SLG: 0.187 Tom Lawless, R (6, PH) Bill Dawley, R OBP: 0.364, SLG: 0.222 Ricky Horton, L OBP: 0.100, SLG: 0.100 John Morris, L OBP: 0.346, SLG: 0.392 (8, 9)			K		F3	K		1-3		1	0	0	0	0	1	0																					
<b>Inning Stats</b>	R: 0 E: 0 K: 1 S: 5	H: 0 LOB: 0 BB: 0 P: 5	R: 0 E: 0 K: 1 S: 6	H: 1 LOB: 1 BB: 0 P: 6	R: 0 E: 0 K: 1 S: 5	H: 0 LOB: 0 BB: 0 P: 5	R: 1 E: 0 K: 0 S: 3	H: 1 LOB: 1 BB: 1 P: 7	R: 0 E: 0 K: 1 S: 5	H: 0 LOB: 1 BB: 1 P: 9	R: 4 E: 1 K: 2 S: 11	H: 3 LOB: 2 BB: 2 P: 19	R: 0 E: 0 K: 0 S: 3	H: 1 LOB: 0 BB: 0 P: 3	R: 0 E: 1 K: 1 S: 7	H: 1 LOB: 2 BB: 0 P: 7	R: 1 E: 0 K: 0 S: 5	H: 2 LOB: 1 BB: 0 P: 5	1B: 6 2B: 2 3B: 1 HR: 0	SF: 1 SAC: 0 DP: 1 HBP: 0	WP: 1 PB: 0 SB: 1 CS: 0	PA: 40															
<b>PITCHER</b>	IP	WLS	BF	H	R	ER	SO	BB	IBB	HBP	BLK	WP	HR	S	P	ERA	WHIP	<b>PITCHER</b>	IP	WLS	BF	H	R	ER	SO	BB	IBB	HBP	BLK	WP	HR	S	P	ERA	WHIP		
Sid Fernandez, L ERA: 3.35 Doug Sisk, R ERA: 3.39 Randy Myers, L ERA: 6.14 Roger McDowell, R ERA: 4.81	5.1		23	4	5	4	4	2	1	0	0	1	0	28	40	6.75	1.125																				

St. Louis Cardinals @ New York Mets  
Shea Stadium, Flushing, NY  
Wed Jul 01 1987, 7:05 PM EDT  
Att: 40,797 - Unknown

AB	35
R	6
H	9
RBI	6
BB	4
SO	7
LOB	16



Batter	1	2	3	4	5	6	7	8	9	AB	R	H	RBI	BB	SO	LOB	BOTTOM																			
Mookie Wilson, S OBP: 0.378, SLG: 0.534 (1, 8)	WP 2B 1B		S 2B BB		F9	FC6-4 1-2 2-3		S 1B 1B		4	3	2	0	1	0	2																				
Tim Lincecum, R OBP: 0.408, SLG: 0.532 (1, 4)	6-3		F9 1-H WP 2B		6-3	5-3		E5 1B 1-2		5	1	1	1	0	0	4																				
Keith Hernandez, L OBP: 0.372, SLG: 0.460 (1, 3)	K		F9 2-3		G3		HR 1B	1-3 2-H 1B		5	1	2	1	0	1	2																				
Gary Carter, R OBP: 0.310, SLG: 0.423 (1, 2)	2B 2-3 BB		4-3			HR 1B	1-H HR	K		4	2	2	3	1	1	3																				
Kevin McReynolds, R OBP: 0.330, SLG: 0.506 (1, 7)	1-3 3-H 2B		F4 3-H		5-3	F8		K		5	0	1	1	0	1	2																				
Lee Mazzilli, S OBP: 0.422, SLG: 0.526 (1, 9)	F9			G6-4-3 BB 1B		BB 1B 1B		F9		4	1	2	0	0	0	2																				
Howard Johnson, S OBP: 0.357, SLG: 0.486 (1, 5) (7, 6)		K		G6-4-3 1-2 BB		BB 1B 1B	4-0			2	1	1	0	2	1	0																				
Rafael Santana, R OBP: 0.312, SLG: 0.363 Dave Magadan, L OBP: 0.361, SLG: 0.426 (6, PH) (7, 5)		4-3		G6-4-3 1-2 2-3		FC6-4 1B BB		F7		2	0	0	0	0	0	2																				
Sid Fernandez, L OBP: 0.212, SLG: 0.258 Doug Sisk, R Randy Myers, L Lenny Dykstra, L Roger McDowell, R		K		4-3		FC6-4 1B 1-2 2-H 3-H 1B		6-3		2	0	0	0	0	1	1																				
<b>Inning Stats</b>	R: 1 E: 0 K: 1 S: 7	H: 2 LOB: 2 BB: 1 P: 11	R: 0 E: 0 K: 2 S: 7	H: 0 LOB: 0 BB: 0 P: 7	R: 2 E: 0 K: 0 S: 4	H: 1 LOB: 1 BB: 1 P: 8	R: 0 E: 0 K: 0 S: 3	H: 1 LOB: 1 BB: 1 P: 7	R: 0 E: 0 K: 0 S: 3	H: 0 LOB: 0 BB: 0 P: 3	R: 3 E: 0 K: 0 S: 7	H: 4 LOB: 2 BB: 1 P: 11	R: 2 E: 0 K: 0 S: 5	H: 2 LOB: 1 BB: 1 P: 9	R: 1 E: 1 K: 2 S: 10	H: 2 LOB: 2 BB: 0 P: 10	R: 1 E: 0 K: 0 S: 7	H: 2 LOB: 1 BB: 0 P: 5	1B: 8 2B: 2 3B: 0 HR: 2	SF: 0 SAC: 0 DP: 1 HBP: 0	WP: 2 PB: 0 SB: 2 CS: 0	PA: 41														
<b>PITCHER</b>	IP	WLS	BF	H	R	ER	SO	BB	IBB	HBP	BLK	WP	HR	S	P	ERA	WHIP	<b>PITCHER</b>	IP	WLS	BF	H	R	ER	SO	BB	IBB	HBP	BLK	WP	HR	S	P	ERA	WHIP	
Joe Magrane, L ERA: 3.29 Lee Tunnell, R ERA: 4.57 Pat Perry, L ERA: 3.69 Bill Dawley, R ERA: 4.26 Ricky Horton, L ERA: 3.32	3.0		16	4	3	3	3	3	0	0	0	0	0	19	31	9.00	2.333																			
Todd Worrell, R ERA: 3.6	1.0		6	2	1	1	2	0	0	0	0	0	0	10	10	9.00	2.000																			

St. Louis Cardinals @ New York Mets  
Shea Stadium, Flushing, NY  
Wed Jul 01 1987, 7:05 PM EDT  
Att: 40,797 - Unknown

AB	36
R	9
H	12
RBI	8
BB	5
SO	5
LOB	19





Batter	1	2	3	4	5	6	7	8	9	AB R H RBI BB SO LOB	TOP									
Lenny Dykstra, L (1, 8) OBP: 0.348, SLG: 0.481										5 1 2 1 0 2 3	<b>New York Mets @ Cincinnati Reds</b> Riverfront Stadium, Cincinnati, OH Thu Jul 02 1987, 7:05 PM EDT Att: 27,777 - Unknown									
Wally Backman, S (1, 4) OBP: 0.303, SLG: 0.297										4 0 2 0 1 1 0										
Keith Hernandez, L (1, 3) OBP: 0.372, SLG: 0.461										4 0 1 0 1 0 3										
Gary Carter, R (1, 2) OBP: 0.305, SLG: 0.415										5 0 0 0 0 1 5										
Darryl Strawberry, L (1, 9) OBP: 0.387, SLG: 0.605										4 2 2 0 0 2 0										
Kevin McReynolds, R (1, 7) OBP: 0.329, SLG: 0.502										4 0 1 0 0 0 2										
Howard Johnson, S (1, 5) OBP: 0.359, SLG: 0.490										4 2 2 2 0 0 1										
Rafael Santana, R (1, 6) OBP: 0.321, SLG: 0.381										4 0 3 2 0 0 0										
Terry Leach, R (1, 1) OBP: 0.105, SLG: 0.056										3 0 1 0 0 1 0										
<b>Inning Stats</b>	R: 0 E: 0 K: 3 S: 10	H: 1 LOB: 1 BB: 0 P: 10	R: 2 E: 0 K: 0 S: 6	H: 3 LOB: 1 BB: 0 P: 6	R: 0 E: 0 K: 1 S: 2	H: 0 LOB: 0 BB: 1 P: 6	R: 0 E: 0 K: 1 S: 5	H: 0 LOB: 0 BB: 0 P: 5	R: 1 E: 0 K: 1 S: 7	H: 2 LOB: 2 BB: 1 P: 11	R: 0 E: 0 K: 0 S: 3	H: 0 LOB: 0 BB: 0 P: 3	R: 0 E: 0 K: 1 S: 6	H: 2 LOB: 2 BB: 0 P: 6	R: 0 E: 0 K: 0 S: 5	H: 2 LOB: 2 BB: 0 P: 5	1B: 6 2B: 6 3B: 1 HR: 1	SF: 0 SAC: 1 DP: 1 HBP: 0	WP: 0 PB: 0 SB: 0 CS: 1	PA: 40
<b>PITCHER</b>	IP WLS BF H R ER SO BB IBB HBP BLK WP HR S P ERA WHIP											<b>PITCHER</b>	IP WLS BF H R ER SO BB IBB HBP BLK WP HR S P ERA WHIP							
Ron Robinson, R (1, 1) ERA: 3.34	5.1 L 26 9 5 5 5 2 0 0 0 0 0 1 34 42 8.44 2.062																			
Rob Murphy, L (6, 1) ERA: 2.51	0.2 2 1 0 0 1 0 0 0 0 0 0 4 4 0.00 1.500																			
Bill Scherrer, L (7, 1) ERA: 7.45	2.2 11 4 0 0 1 0 0 0 0 0 0 13 13 0.00 1.500																			
Bill Landrum, R (9, 1) ERA: 3.53	0.1 1 0 0 0 0 0 0 0 0 0 0 1 1 0.00 0.000																			


Batter	1	2	3	4	5	6	7	8	9	AB R H RBI BB SO LOB	BOTTOM											
Kal Daniels, L (1, 7) OBP: 0.405, SLG: 0.599										1 0 0 0 1 0 0	<b>New York Mets @ Cincinnati Reds</b> Riverfront Stadium, Cincinnati, OH Thu Jul 02 1987, 7:05 PM EDT Att: 27,777 - Unknown											
Paul O'Neill, L (5, 8) OBP: 0.234, SLG: 0.333										2 0 0 0 0 0 0												
Terry Francona, L (1, 3) OBP: 0.237, SLG: 0.256										3 0 0 0 0 0 1												
Tracy Jones, R (1, 8) OBP: 0.365, SLG: 0.542										2 0 0 0 1 0 0												
Dave Parker, L (1, 9) OBP: 0.327, SLG: 0.485										3 0 0 0 0 0 1												
Buddy Bell, R (1, 5) OBP: 0.343, SLG: 0.423										3 0 0 0 0 0 0												
Bo Diaz, R (1, 2) OBP: 0.323, SLG: 0.408										3 0 1 0 0 0 0												
Ron Oester, S (1, 4) OBP: 0.316, SLG: 0.367										3 0 1 0 0 0 1												
Barry Larkin, R (1, 6) OBP: 0.282, SLG: 0.377										3 0 0 0 0 1 1												
Ron Robinson, R (1, 1) OBP: 0.111, SLG: 0.125										1 0 0 0 0 0 1	<b>New York Mets @ Cincinnati Reds</b> Riverfront Stadium, Cincinnati, OH Thu Jul 02 1987, 7:05 PM EDT Att: 27,777 - Unknown											
Rob Murphy, L (6, 1) OBP: 0.226, SLG: 0.226										0 0 0 0 0 0 0												
Nick Esasky, L (6, 1) OBP: 0.226, SLG: 0.226										1 0 0 0 0 0 1												
Bill Scherrer, L (7, 1) ERA: 7.45										0 0 0 0 0 0 0												
Bill Landrum, R (9, 1) OBP: 0.320, SLG: 0.250										0 0 0 0 0 0 0												
Kurt Stillwell, S (9, 1) OBP: 0.321, SLG: 0.309										1 0 0 0 0 0 0												
<b>Inning Stats</b>	R: 0 E: 0 K: 0 S: 3	H: 0 LOB: 0 BB: 0 P: 3	R: 0 E: 0 K: 0 S: 3	H: 0 LOB: 0 BB: 0 P: 3	R: 0 E: 0 K: 2 S: 7	H: 1 LOB: 1 BB: 0 P: 7	R: 0 E: 0 K: 0 S: 2	H: 0 LOB: 0 BB: 1 P: 6	R: 0 E: 0 K: 0 S: 3	H: 0 LOB: 0 BB: 0 P: 3		R: 0 E: 0 K: 1 S: 5	H: 0 LOB: 0 BB: 0 P: 5	R: 0 E: 0 K: 0 S: 3	H: 0 LOB: 1 BB: 1 P: 7	R: 0 E: 0 K: 0 S: 3	H: 1 LOB: 0 BB: 0 P: 3	R: 0 E: 0 K: 0 S: 3	H: 0 LOB: 0 BB: 0 P: 3	1B: 2 2B: 1 3B: 0 HR: 0	SF: 0 SAC: 0 DP: 2 HBP: 0	WP: 0 PB: 0 SB: 0 CS: 2
<b>PITCHER</b>	IP WLS BF H R ER SO BB IBB HBP BLK WP HR S P ERA WHIP											<b>PITCHER</b>	IP WLS BF H R ER SO BB IBB HBP BLK WP HR S P ERA WHIP									
Terry Leach, R (1, 1) ERA: 2.13	9.0 W 28 2 0 0 3 2 0 0 0 0 0 32 40 0.00 0.444																					



Batter	1	2	3	4	5	6	7	8	9	AB	R	H	RBI	BB	SO	LOB	TOP		
Mookie Wilson, S (1, 8) OBP: 0.369, SLG: 0.520	5-3		6-3		F4		G3		6-3	5	0	0	0	0	0	3			
Tim Lincecum, R (1, 4) OBP: 0.414, SLG: 0.540	1-3									2	0	1	1	1	0	0			
Lenny Dykstra, L (8, PH) OBP: 0.347, SLG: 0.478										1	0	0	0	0	0	0			
Bill Almon, R (8, 4) OBP: 0.286, SLG: 0.267										1	0	1	1	0	0	0			
Keith Hernandez, L (1, 3) OBP: 0.373, SLG: 0.462	K		F7		F7					4	0	1	0	1	1	3			
Gary Carter, R (1, 2) OBP: 0.307, SLG: 0.412		6-3								4	0	1	0	1	0	3			
Darryl Strawberry, L (1, 9) OBP: 0.382, SLG: 0.595	K				P4		L4			4	0	0	0	0	2	4			
Kevin McReynolds, R (1, 7) OBP: 0.339, SLG: 0.502					F7		FC5-4			4	0	1	0	0	0	4			
Howard Johnson, S (1, 5) OBP: 0.357, SLG: 0.486	5-3				1-3		L8			4	1	1	0	0	0	3			
Rafael Santana, R (1, 6) OBP: 0.325, SLG: 0.386										3	1	2	0	0	0	0			
Dave Magadan, L (9, PH) OBP: 0.356, SLG: 0.421			6-3		F4		5-3		6-3	1	0	0	0	0	0	1			
Ron Darling, R (1, 1) OBP: 0.156, SLG: 0.226										0	0	0	0	0	0	0			
Wally Backman, S (7, PH) OBP: 0.301, SLG: 0.295			SH1-4		SH1-4					1	0	0	0	0	1	0			
Doug Sisk, R (7, 1) OBP: 0.429, SLG: 0.545							K			0	0	0	0	0	0	0			
Lee Mazzilli, S (9, PH) OBP: 0.429, SLG: 0.545										1	1	1	1	0	0	0			
<b>Inning Stats</b>	R: 0 E: 0 K: 1 S: 5	H: 0 LOB: 0 BB: 5	R: 0 E: 0 K: 1 S: 6	H: 1 LOB: 1 BB: 6	R: 1 E: 0 K: 0 S: 5	H: 2 LOB: 1 BB: 0	R: 0 E: 0 K: 0 S: 3	H: 0 LOB: 1 BB: 7	R: 0 E: 0 K: 0 S: 4	H: 1 LOB: 2 BB: 1	R: 0 E: 0 K: 1 S: 5	H: 0 LOB: 0 BB: 0	R: 0 E: 0 K: 1 S: 7	H: 1 LOB: 2 BB: 1	R: 2 E: 0 K: 0 S: 6	H: 3 LOB: 2 BB: 1	1B: 5 2B: 4 3B: 0 HR: 0	SF: 0 SAC: 2 DP: 0 HBP: 0	WP: 0 PA: 40 PB: 0 SB: 0 CS: 0
<b>PITCHER</b>	IP WLS BF H R ER SO BB IBB HBP BLK WP HR S P ERA WHIP																		
Guy Hoffman, L (1, 1) ERA: 3.27	6.0 W 25 5 1 1 2 2 0 0 0 0 0 0 27 35 1.50 1.167																		
Frank Williams, R (7, 1) ERA: 2.72	1.1 6 1 0 0 1 0 0 0 0 0 0 0 8 8 0.00 0.750																		
Rob Murphy, L (8, 1) ERA: 2.79	0.1 1 0 0 0 1 0 0 0 0 0 0 0 3 3 0.00 0.000																		
Bill Landrum, R (8, 1) ERA: 3.89	1.1 S 8 3 2 2 0 1 0 0 0 0 0 0 7 11 13.50 3.000																		

**New York Mets @ Cincinnati Reds**  
Riverfront Stadium, Cincinnati, OH  
Fri Jul 03 1987, 7:05 PM EDT  
Att: 41,649 - Unknown


AB 35  
R 3  
H 9  
RBI 3  
BB 3  
SO 4  
LOB 21



Batter	1	2	3	4	5	6	7	8	9	AB	R	H	RBI	BB	SO	LOB	BOTTOM		
Dave Collins, S (1, 7) OBP: 0.250, SLG: 0.250	G3		F8				L7			4	0	1	1	0	0	0			
Tracy Jones, R (1, 9) OBP: 0.358, SLG: 0.531	F8				F8		4-3			4	0	0	0	0	0	2			
Eric Davis, R (1, 8) OBP: 0.412, SLG: 0.681										3	2	1	0	1	0	0			
Terry Francona, L (9, 3) OBP: 0.237, SLG: 0.256	L9				6-3		HR			0	0	0	0	0	0	0			
Dave Parker, L (1, 3) OBP: 0.329, SLG: 0.489					F7		F7			4	2	2	0	0	0	1			
Buddy Bell, R (1, 5) OBP: 0.349, SLG: 0.429										4	2	3	2	0	0	1			
Bo Diaz, R (1, 2) OBP: 0.325, SLG: 0.429										4	1	2	4	0	1	2			
Ron Oester, S (1, 4) OBP: 0.315, SLG: 0.365										4	1	1	0	0	0	1			
Barry Larkin, R (1, 6) OBP: 0.276, SLG: 0.367										4	0	0	0	0	1	3			
Guy Hoffman, L (1, 1) OBP: 0.158, SLG: 0.158										2	0	1	1	0	1	0			
Frank Williams, R (7, 1) ERA: 5.01										1	0	0	0	0	0	0			
Rob Murphy, L (8, 1) OBP: 0.250, SLG: 0.250										0	0	0	0	0	0	0			
Bill Landrum, R (8, 1) OBP: 0.250, SLG: 0.250										0	0	0	0	0	0	0			
<b>Inning Stats</b>	R: 0 E: 0 K: 0 S: 3	H: 0 LOB: 0 BB: 0 P: 3	R: 1 E: 0 K: 0 S: 4	H: 2 LOB: 0 BB: 0 P: 4	R: 0 E: 0 K: 2 S: 7	H: 0 LOB: 0 BB: 0 P: 7	R: 0 E: 0 K: 0 S: 3	H: 0 LOB: 0 BB: 0 P: 3	R: 2 E: 0 K: 1 S: 9	H: 4 LOB: 2 BB: 0 P: 9	R: 2 E: 0 K: 0 S: 4	H: 1 LOB: 0 BB: 1 P: 8	R: 0 E: 0 K: 0 S: 3	H: 0 LOB: 0 BB: 0 P: 3	R: 3 E: 0 K: 0 S: 7	H: 4 LOB: 1 BB: 0 P: 7	1B: 8 2B: 1 3B: 1 HR: 1	SF: 0 SAC: 0 DP: 1 HBP: 0	WP: 0 PA: 35 PB: 0 SB: 0 CS: 0
<b>PITCHER</b>	IP WLS BF H R ER SO BB IBB HBP BLK WP HR S P ERA WHIP																		
Ron Darling, R (1, 1) ERA: 5.01	6.0 L 25 7 5 5 3 1 0 0 0 0 0 0 10 10 7.50 1.333																		
Doug Sisk, R (7, 1) ERA: 3.63	2.0 4 3 3 0 0 0 0 0 0 0 0 0 10 10 13.50 2.000																		

**New York Mets @ Cincinnati Reds**  
Riverfront Stadium, Cincinnati, OH  
Fri Jul 03 1987, 7:05 PM EDT  
Att: 41,649 - Unknown

AB 34  
R 8  
H 11  
RBI 8  
BB 1  
SO 3  
LOB 10





Batter	1	2	3	4	5	6	7	8	9	AB	R	H	RBI	BB	SO	LOB	TOP			
Lenny Dykstra, L (1, 8) OBP: 0.343, SLG: 0.472										5	0	1	0	0	0	1				
Wally Backman, S (1, 4) OBP: 0.300, SLG: 0.294										4	1	1	0	0	0	1				
Keith Hernandez, L (1, 3) OBP: 0.371, SLG: 0.457										3	0	0	0	1	0	1				
Gary Carter, R (1, 2) OBP: 0.309, SLG: 0.421										4	0	2	1	0	0	1				
Darryl Strawberry, L (1, 9) OBP: 0.383, SLG: 0.592										3	0	1	0	1	1	1				
Kevin McReynolds, R (1, 7) OBP: 0.377, SLG: 0.498										4	1	1	0	0	0	5				
Howard Johnson, S (1, 5) OBP: 0.356, SLG: 0.494										4	1	1	2	0	0	1				
Rafael Santana, R (1, 6) OBP: 0.321, SLG: 0.380										3	0	0	0	0	0	0				
Mookie Wilson, S (9, PH) OBP: 0.372, SLG: 0.523										1	0	1	0	0	0	0				
John Mitchell, R (1, 1) OBP: 0.095, SLG: 0.143										2	0	0	0	0	0	1				
Randy Myers, L (5, 1) OBP: 0.300, SLG: 0.500										0	0	0	0	0	0	0				
Dave Magadan, L (7, PH) OBP: 0.355, SLG: 0.417										1	0	0	0	0	0	0				
Jeff Innis, R (7, 1) OBP: 0.355, SLG: 0.417										0	0	0	0	0	0	0				
Lee Mazzilli, S (9, PH) OBP: 0.424, SLG: 0.538										1	0	0	0	0	1	1				
<b>Inning Stats</b>	R: 1 E: 0 K: 0 S: 5	H: 2 LOB: 2 BB: 1 P: 9	R: 0 E: 0 K: 0 S: 3	H: 0 LOB: 0 BB: 0 P: 3	R: 0 E: 0 K: 0 S: 3	H: 0 LOB: 0 BB: 0 P: 3	R: 2 E: 1 K: 0 S: 6	H: 2 LOB: 1 BB: 0 P: 6	R: 0 E: 0 K: 1 S: 6	H: 1 LOB: 0 BB: 0 P: 3	R: 0 E: 0 K: 0 S: 3	H: 0 LOB: 0 BB: 0 P: 3	R: 0 E: 0 K: 0 S: 4	H: 1 LOB: 2 BB: 1 P: 8	R: 0 E: 0 K: 1 S: 6	H: 1 LOB: 1 BB: 0 P: 6	1B: 5 2B: 2 3B: 0 HR: 1	SF: 0 SAC: 0 DP: 1 HBP: 0	WP: 0 PB: 0 SB: 1 CS: 0	PA: 37
<b>PITCHER</b>	IP: 9.0 WLS: W BF: 37 ERA: 4.61	H: 8 R: 3 ER: 3 SO: 2	BB: 2 IBB: 0 HBP: 0 BLK: 0	WP: 0 HR: 1 S: 39 P: 47	ERA: 3.00 WHIP: 1.111	<b>PITCHER</b>	IP: 9.0 WLS: W BF: 37 ERA: 4.61	H: 8 R: 3 ER: 3 SO: 2	BB: 2 IBB: 0 HBP: 0 BLK: 0	WP: 0 HR: 1 S: 39 P: 47	ERA: 3.00 WHIP: 1.111	<b>PITCHER</b>	IP: 9.0 WLS: W BF: 37 ERA: 4.61	H: 8 R: 3 ER: 3 SO: 2	BB: 2 IBB: 0 HBP: 0 BLK: 0	WP: 0 HR: 1 S: 39 P: 47	ERA: 3.00 WHIP: 1.111			

New York Mets @ Cincinnati Reds  
Riverfront Stadium, Cincinnati, OH  
Sat Jul 04 1987, 7:05 PM EDT  
Att: 43,296 - Unknown

AB 35  
R 3  
H 8  
RBI 3  
BB 2  
SO 2  
LOB 13

Batter	1	2	3	4	5	6	7	8	9	AB	R	H	RBI	BB	SO	LOB	BOTTOM	
Kal Daniels, L (1, 7) OBP: 0.406, SLG: 0.611										4	1	2	2	0	0	0		
Tracy Jones, R (1, 9) OBP: 0.352, SLG: 0.520										4	0	0	0	0	0	1		
Eric Davis, R (1, 8) OBP: 0.413, SLG: 0.690										4	2	2	1	0	0	0		
Dave Parker, L (1, 3) OBP: 0.328, SLG: 0.486										4	1	1	0	0	0	0		
Terry Francona, L (9, 3) OBP: 0.237, SLG: 0.256										0	0	0	0	0	0	0		
Buddy Bell, R (1, 5) OBP: 0.351, SLG: 0.427										3	1	1	0	1	0	0		
Bo Diaz, R (1, 2) OBP: 0.321, SLG: 0.424										3	0	0	1	0	0	1		
Ron Oester, S (1, 4) OBP: 0.315, SLG: 0.369										3	1	1	1	0	1	0		
Barry Larkin, R (1, 6) OBP: 0.277, SLG: 0.366										3	1	1	0	0	0	0		
Bill Gullickson, R (1, 1) OBP: 0.231, SLG: 0.333										3	0	0	0	0	1	2		
<b>Inning Stats</b>	R: 1 E: 0 K: 0 S: 4	H: 1 LOB: 0 BB: 0 P: 4	R: 0 E: 0 K: 0 S: 3	H: 0 LOB: 0 BB: 0 P: 3	R: 0 E: 1 K: 1 S: 6	H: 1 LOB: 1 BB: 0 P: 6	R: 6 E: 1 K: 0 S: 8	H: 4 LOB: 0 BB: 1 P: 12	R: 0 E: 0 K: 1 S: 5	H: 1 LOB: 0 BB: 0 P: 5	R: 0 E: 0 K: 0 S: 3	H: 0 LOB: 0 BB: 0 P: 3	R: 0 E: 0 K: 0 S: 3	H: 0 LOB: 0 BB: 0 P: 3	1B: 5 2B: 1 3B: 0 HR: 2	SF: 1 SAC: 0 DP: 1 HBP: 0	WP: 1 PB: 0 SB: 0 CS: 0	PA: 33
<b>PITCHER</b>	IP: 4.0 WLS: L BF: 20 ERA: 3.9	H: 6 R: 7 ER: 3 SO: 1	BB: 1 IBB: 0 HBP: 0 BLK: 0	WP: 1 HR: 2 S: 21 P: 25	ERA: 6.75 WHIP: 1.750	<b>PITCHER</b>	IP: 4.0 WLS: L BF: 20 ERA: 3.9	H: 6 R: 7 ER: 3 SO: 1	BB: 1 IBB: 0 HBP: 0 BLK: 0	WP: 1 HR: 2 S: 21 P: 25	ERA: 6.75 WHIP: 1.750	<b>PITCHER</b>	IP: 4.0 WLS: L BF: 20 ERA: 3.9	H: 6 R: 7 ER: 3 SO: 1	BB: 1 IBB: 0 HBP: 0 BLK: 0	WP: 1 HR: 2 S: 21 P: 25	ERA: 6.75 WHIP: 1.750	

New York Mets @ Cincinnati Reds  
Riverfront Stadium, Cincinnati, OH  
Sat Jul 04 1987, 7:05 PM EDT  
Att: 43,296 - Unknown

AB 31  
R 7  
H 8  
RBI 5  
BB 1  
SO 2  
LOB 4



Batter	1	2	3	4	5	6	7	8	9	AB	R	H	RBI	BB	SO	LOB	TOP					
Mookie Wilson, S OBP: 0.368, SLG: 0.515	0-3 K		0-3 K				0-0 F7		0-0 FC6-4 1B	5	0	1	1	0	2	0	<b>New York Mets @ Cincinnati Reds</b> Riverfront Stadium, Cincinnati, OH Sun Jul 05 1987, 3:33 AM EDT Att: 34,716 - Unknown					
Tim Lincecum, R OBP: 0.426, SLG: 0.619	0-0 HR		0-0 2B				0-0 HR		0-0 FC6-4 1B 3-H 2-H	5	3	4	2	0	0	1						
Keith Hernandez, L OBP: 0.372, SLG: 0.456	0-0 1B		0-0 F7				0-0 F8		0-0 4-3	5	0	2	1	0	0	2						
Kevin Reynolds, R OBP: 0.326, SLG: 0.495	0-0 P4		0-0 P4				0-0 1B		0-3 K	4	0	1	0	0	1	3						
Darryl Strawberry, L OBP: 0.382, SLG: 0.585 Jeff Innis, R OBP: 0.317, SLG: 0.487	0-3 K			4-0 6-3 BB			0-0 F7		0-3 K	3	0	0	0	1	2	3						
Howard Johnson, S OBP: 0.351, SLG: 0.487				0-0 F3			0-0 F5		0-0 P4	4	0	0	0	0	0	3						
Barry Lyons, R OBP: 0.290, SLG: 0.369				0-0 4-3			0-0 6-3 1-2		0-0 F6	4	0	0	0	0	0	2						
Rafael Santana, R OBP: 0.323, SLG: 0.381 Randy Myers, L OBP: 0.306, SLG: 0.500 Doug Sisk, R OBP: 0.366, SLG: 0.469 Lenny Dykstra, L OBP: 0.342, SLG: 0.450 Jesse Orosco, R OBP: 0.311, SLG: 0.454 Lee Mazzilli, S OBP: 0.300, SLG: 0.544	0-0 BLK 1B		0-0 P4				0-3 K		0-0 2B 1B 1B	2	0	0	0	0	0	1						
Dwight Gooden, R OBP: 0.158, SLG: 0.158 Bill Almon, R OBP: 0.288, SLG: 0.292	0-3 K 1-2						0-0 F8		0-0 K 1-3 2B	1	0	0	0	0	1	1						
3 K 1-2										3	1	1	0	0	1	0						
<b>Inning Stats</b>	R: 1 E: 0 K: 2 S: 9	H: 2 LOB: 1 BB: 0 P: 9	R: 0 E: 0 K: 1 S: 6	H: 1 LOB: 1 BB: 0 P: 6	R: 0 E: 0 K: 1 S: 6	H: 1 LOB: 1 BB: 0 P: 6	R: 0 E: 0 K: 0 S: 3	H: 0 LOB: 1 BB: 1 P: 7	R: 1 E: 0 K: 0 S: 4	H: 1 LOB: 0 BB: 0 P: 4	R: 0 E: 0 K: 0 S: 4	H: 1 LOB: 0 BB: 0 P: 4	R: 0 E: 0 K: 2 S: 7	H: 0 LOB: 0 BB: 0 P: 7	R: 1 E: 0 K: 2 S: 9	H: 2 LOB: 1 BB: 0 P: 9	R: 2 E: 1 K: 0 S: 6	H: 3 LOB: 1 BB: 0 P: 6	1B: 6 2B: 3 3B: 0 HR: 2	SF: 0 SAC: 0 DP: 0 HBP: 0	WP: 0 PB: 0 SB: 0 CS: 0	PA: 39
<b>PITCHER</b>	IP WLS BF H R ER SO BB IBB HBP BLK WP HR S P ERA WHIP	7.0 W 28 6 2 2 6 1 0 0 0 0 2 39 43 2.57 1.000	1.1 9 5 3 2 2 0 0 0 0 0 0 13 13 13.50 3.750	0.2 S 2 0 0 0 0 0 0 0 0 0 2 2 0.00 0.000	<b>PITCHER</b>										IP WLS BF H R ER SO BB IBB HBP BLK WP HR S P ERA WHIP							

Batter	1	2	3	4	5	6	7	8	9	AB	R	H	RBI	BB	SO	LOB	BOTTOM	
Kal Daniels, L OBP: 0.407, SLG: 0.614 Dave Collins, S OBP: 0.286, SLG: 0.286	0-3 K	0-0 1B PB 2B		0-0 WP S 1B			0-0 1-3		0-3 K	2	0	1	1	0	1	0	<b>New York Mets @ Cincinnati Reds</b> Riverfront Stadium, Cincinnati, OH Sun Jul 05 1987, 3:33 AM EDT Att: 34,716 - Unknown	
Terry Francona, L OBP: 0.245, SLG: 0.263 Nick Esasky, R OBP: 0.300, SLG: 0.567 Rob Murphy, L OBP: 0.250, SLG: 0.250 John Franco, L OBP: 0.302, SLG: 0.520	0-0 S 1B	0-0 PB 1B		0-3 K			0-0 E5 S BB		4-0 1-2 2-3 3-H BB	4	0	2	0	0	1	1		
Eric Davis, R OBP: 0.406, SLG: 0.676	0-3 K 1-2	0-3 K 1-2 3-H		0-3 K			0-3 K 1-2		0-3 F8	5	0	0	0	0	4	8		
Dave Parker, L OBP: 0.327, SLG: 0.480 Tracy Jones, R OBP: 0.352, SLG: 0.520	0-0 1-3	0-0 F7		0-0 4-3			0-0 FC6-4 IBB		0-0 F8	4	0	0	0	1	0	3		
Buddy Bell, R OBP: 0.356, SLG: 0.431		0-0 1B 1B		0-0 2B 1B			0-0 1-3 FC6-4		0-0 1B 1B	5	2	3	0	0	0	2		
Bo Diaz, R OBP: 0.329, SLG: 0.438		0-0 1B 1B		0-0 G3 2B			0-0 P4		0-0 1B BB 2B	5	2	4	1	0	0	0		
Ron Oester, S OBP: 0.317, SLG: 0.367 Lloyd McClendon, R OBP: 0.222, SLG: 0.349	0-0 1B SH5-3	0-0 1B 1B		0-0 G3			4-0 1B BB		0-0 6-3	4	1	1	1	1	1	4		
Barry Larkin, R OBP: 0.286, SLG: 0.373	0-0 SH5-3 2B 1B	0-0 6-3		0-0 1B BB			0-0 1-2 1B		0-3 BB 1B K	5	1	3	1	0	1	3		
Tom Browning, L OBP: 0.222, SLG: 0.188 Dave Concepcion, R OBP: 0.371, SLG: 0.362	0-0 SH5-3	0-0 4-3		0-0 4-3			0-0 BB 1B		0-0 1-2 2-3 1B	2	0	0	1	0	0	3		
3 K 1-3 3-H										1	0	1	0	0	0	0		
<b>Inning Stats</b>	R: 0 E: 0 K: 2 S: 8	H: 1 LOB: 1 BB: 0 P: 8	R: 5 E: 0 K: 1 S: 11	H: 6 LOB: 1 BB: 0 P: 11	R: 1 E: 0 K: 0 S: 5	H: 2 LOB: 1 BB: 0 P: 5	R: 0 E: 0 K: 2 S: 8	H: 1 LOB: 1 BB: 0 P: 8	R: 0 E: 0 K: 1 S: 6	H: 0 LOB: 2 BB: 1 P: 10	R: 1 E: 0 K: 1 S: 8	H: 3 LOB: 3 BB: 1 P: 12	R: 0 E: 0 K: 2 S: 9	H: 2 LOB: 2 BB: 0 P: 9	1B: 13 2B: 3 3B: 0 HR: 0	SF: 0 SAC: 1 DP: 0 HBP: 0	WP: 1 PB: 1 SB: 3 CS: 0	PA: 44
<b>PITCHER</b>	IP WLS BF H R ER SO BB IBB HBP BLK WP HR S P ERA WHIP	3.0 L 18 9 0 0 3 0 0 0 0 1 0 8 24 24 15.00 3.000	1.0 4 1 0 0 2 0 0 0 0 0 1 0 8 8 0.00 1.000	2.0 10 1 0 0 1 1 1 0 0 0 0 0 10 18 0.00 1.000	1.0 7 3 1 1 1 1 0 0 0 0 0 0 8 12 9.00 4.000	1.0 5 2 0 0 2 0 0 0 0 0 0 0 9 9 0.00 2.000	<b>PITCHER</b>										IP WLS BF H R ER SO BB IBB HBP BLK WP HR S P ERA WHIP	









Batter	1	2	3	4	5	6	7	8	9	AB	R	H	RBI	BB	SO	LOB	TOP																
Lenny Dykstra, L (1,8) OBP: 0.342, SLG: 0.468 Mookie Wilson, S (7,PH) OBP: 0.370, SLG: 0.510										3	1	1	0	0	0	0	<b>New York Mets @ Atlanta Braves</b> Atlanta-Fulton County Stadium, Atlanta, GA Tue Jul 07 1987, 7:05 PM EDT Att: 20,382 - Unknown  <b>AB 35</b> <b>R 5</b> <b>H 9</b> <b>RBI 5</b> <b>BB 4</b> <b>SO 7</b> <b>LOB 17</b> 																
Tim Lincecum, R (1,4) OBP: 0.320, SLG: 0.602										5	0	1	0	0	0	4																	
Keith Hernandez, L (1,3) OBP: 0.367, SLG: 0.449										5	1	2	0	0	2	1																	
Kevin McReynolds, R (1,7) OBP: 0.332, SLG: 0.500										4	1	2	2	0	0	2																	
Darryl Strawberry, L (1,9) OBP: 0.380, SLG: 0.575										4	0	0	0	1	0	4																	
Howard Johnson, S (1,5) OBP: 0.355, SLG: 0.489										3	1	1	1	1	2	0																	
Barry Lyons, R (1,2) OBP: 0.274, SLG: 0.353										3	0	0	1	0	0	1																	
Rafael Santana, R (1,6) OBP: 0.329, SLG: 0.388										3	0	1	1	1	0	1																	
Ron Darling, R (1,1) OBP: 0.147, SLG: 0.212 Lee Mazzilli, S (7,PH) OBP: 0.432, SLG: 0.538 Randy Myers, L (7,1) OBP: 0.333, SLG: 0.333										2	0	0	0	0	2	0																	
<b>Inning Stats</b>	R: 1 E: 0 K: 0 S: 5	H: 2 LOB: 1 BB: 0 P: 5	R: 0 E: 0 K: 1 S: 5	H: 0 LOB: 0 BB: 0 P: 5	R: 0 E: 0 K: 1 S: 7	H: 2 LOB: 2 BB: 0 P: 7	R: 0 E: 1 K: 1 S: 6	H: 0 LOB: 1 BB: 0 P: 6	R: 0 E: 0 K: 1 S: 4	H: 0 LOB: 0 BB: 1 P: 8	R: 1 E: 0 K: 0 S: 4	H: 1 LOB: 2 BB: 2 P: 12	R: 2 E: 0 K: 2 S: 10	H: 2 LOB: 2 BB: 1 P: 14	R: 1 E: 0 K: 0 S: 5	H: 2 LOB: 1 BB: 0 P: 5	1B: 8 2B: 1 3B: 0 HR: 0	SF: 2 SAC: 0 DP: 0 HBP: 0	WP: 1 PA: 42 PB: 0 CS: 1														
<b>PITCHER</b>	IP WLS BF H R ER SO BB IBB HBP BLK WP HR S P ERA WHIP																																
Randy O'Neal, R (1,1) ERA: 5.08	6.0	23	4	1	1	5	1	0	0	0	0	0	0	32	36	1.50	0.833																
Jeff Dedmon, R (7,1) ERA: 3.0	0.1	L	4	1	1	1	0	0	0	0	0	0	0	2	10	27.00	9.000																
Paul Assenmacher, L (7,1) ERA: 4.56	0.2		2	0	0	0	0	0	0	0	0	0	0	2	2	0.00	0.000																
Larry McWilliams, L (8,1) ERA: 6.39	0.1		4	2	2	2	1	0	0	0	0	1	0	6	6	54.00	6.000																
Gene Garber, R (8,1) ERA: 3.91	1.2		8	2	1	1	1	0	1	0	0	0	0	9	13	5.40	1.200																

Batter	1	2	3	4	5	6	7	8	9	AB	R	H	RBI	BB	SO	LOB	BOTTOM																
Albert Hall, S (1,8) OBP: 0.390, SLG: 0.419										3	0	1	0	1	1	2	<b>New York Mets @ Atlanta Braves</b> Atlanta-Fulton County Stadium, Atlanta, GA Tue Jul 07 1987, 7:05 PM EDT Att: 20,382 - Unknown  <b>AB 34</b> <b>R 1</b> <b>H 8</b> <b>RBI 1</b> <b>BB 2</b> <b>SO 4</b> <b>LOB 18</b> 																
Gerald Perry, L (1,3) OBP: 0.312, SLG: 0.357 Larry McWilliams, L (8,1) OBP: 0.333, SLG: 0.333 Gene Garber, R (8,1)										4	1	1	0	0	0	4																	
Ken Griffey, L (1,7) OBP: 0.368, SLG: 0.509										4	0	1	0	0	0	1																	
Dale Murphy, R (1,9) OBP: 0.434, SLG: 0.602										3	0	0	0	1	1	1																	
Ted Simmons, S (1,5) OBP: 0.333, SLG: 0.412										4	0	2	1	0	0	0																	
Ozzie Virgil, R (1,2) OBP: 0.322, SLG: 0.519										4	0	0	0	0	1	4																	
Andres Thomas, R (1,6) OBP: 0.285, SLG: 0.324										4	0	1	0	0	1	2																	
Glenn Hubbard, R (1,4) OBP: 0.430, SLG: 0.436										4	0	1	0	0	0	1																	
Randy O'Neal, R (1,1) OBP: 0.158, SLG: 0.111 Jeff Dedmon, L (7,1) OBP: 0.152, SLG: 0.100 Paul Assenmacher, L (7,1) Gary Roenicke, R (7,PH) OBP: 0.321, SLG: 0.323										2	0	0	0	0	0	2																	
<b>Inning Stats</b>	R: 1 E: 1 K: 1 S: 7	H: 2 LOB: 2 BB: 1 P: 11	R: 0 E: 0 K: 0 S: 5	H: 2 LOB: 0 BB: 0 P: 5	R: 0 E: 0 K: 1 S: 5	H: 0 LOB: 0 BB: 0 P: 3	R: 0 E: 0 K: 1 S: 5	H: 0 LOB: 0 BB: 0 P: 5	R: 0 E: 0 K: 0 S: 3	H: 2 LOB: 2 BB: 0 P: 5	R: 0 E: 0 K: 0 S: 3	H: 1 LOB: 1 BB: 1 P: 7	R: 0 E: 0 K: 1 S: 5	H: 0 LOB: 0 BB: 0 P: 5	R: 0 E: 1 K: 1 S: 6	H: 0 LOB: 1 BB: 0 P: 6	1B: 7 2B: 1 3B: 0 HR: 0	SF: 0 SAC: 0 DP: 0 HBP: 0	WP: 0 PA: 36 PB: 0 CS: 0														
<b>PITCHER</b>	IP WLS BF H R ER SO BB IBB HBP BLK WP HR S P ERA WHIP																																
Ron Darling, R (1,1) ERA: 4.82	6.0	W	25	7	1	1	2	1	0	0	1	1	0	28	32	1.50	1.333																
Randy Myers, L (7,1) ERA: 4.82	3.0	S	11	1	0	0	2	1	0	0	0	0	0	14	18	0.00	0.667																



Batter	1	2	3	4	5	6	7	8	9	AB	R	H	RBI	BB	SO	LOB	TOP					
Lenny Dykstra, L (1, 8) OBP: 0.339, SLG: 0.462	0-3 K		0-0 E S 3-1 1B		0-0 3-1		0-0 6-3		0-3 K	5	1	1	0	0	2	0						
Wally Backman, S (1, 4) OBP: 0.302, SLG: 0.292	0-0 6-3		4-0 3-1 E 1-2 BB		0-0 F4		0-3 K			3	0	0	0	1	1	0						
Keith Hernandez, L (1, 3) OBP: 0.365, SLG: 0.444	4-0 BB		0-0 E7 3-1 1-2 2-3		0-0 L7		0-0 F7			3	0	0	0	1	0	2						
Gary Carter, R (1, 2) OBP: 0.307, SLG: 0.415	0-0 F6		0-0 3-1 1-2 2-3 3-H				0-3 K		0-0 P3	4	0	0	1	0	1	3						
Darryl Strawberry, L (1, 9) OBP: 0.382, SLG: 0.592		0-0 4-3	0-3 K			0-0 HR		0-0 SF8 3B		4	2	2	1	0	1	2						
Kevin McReynolds, R (1, 7) OBP: 0.331, SLG: 0.498		0-0 1B	0-0 F7			0-0 E5 1B		0-0 SF8		3	0	1	1	0	0	2						
Howard Johnson, S (1, 5) OBP: 0.350, SLG: 0.482		0-0 F9		0-0 F9		0-0 F7		0-0 L8		4	0	0	0	0	0	2						
Rafael Santana, R (1, 6) OBP: 0.332, SLG: 0.390		0-0 1B	0-3 K		0-0 K		0-0 1B		0-0 6-3	4	0	2	0	0	1	0						
Sid Fernandez, L (1, 1) OBP: 0.200, SLG: 0.242		0-0 F7	0-3 K		0-0 K		0-0 L1		0-3 K	2	0	0	0	0	1	2						
Dave Magadan, L (6, PH) OBP: 0.351, SLG: 0.412										1	0	0	0	0	0	2						
Doug Sisk, R (6, 1)										0	0	0	0	0	0	0						
Jesse Orosco, R (7, 1)										0	0	0	0	0	0	0						
Lee Mazzilli, S (9, PH)										1	0	0	0	0	1	0						
<b>Inning Stats</b>	R: 0 E: 0 K: 1 S: 5	H: 0 LOB: 1 BB: 1 P: 9	R: 0 E: 0 K: 0 S: 5	H: 2 LOB: 2 BB: 0 P: 5	R: 1 E: 1 K: 1 S: 7	H: 1 LOB: 2 BB: 1 P: 11	R: 0 E: 0 K: 2 S: 7	H: 0 LOB: 0 BB: 0 P: 7	R: 0 E: 0 K: 0 S: 3	H: 0 LOB: 0 BB: 0 P: 3	R: 1 E: 1 K: 1 S: 8	H: 2 LOB: 2 BB: 0 P: 8	R: 0 E: 0 K: 1 S: 5	H: 0 LOB: 0 BB: 0 P: 5	R: 1 E: 0 K: 0 S: 4	H: 1 LOB: 0 BB: 0 P: 4	R: 0 E: 0 K: 2 S: 7	H: 0 LOB: 0 BB: 0 P: 7	1B: 4 2B: 0 3B: 1 HR: 1	SF: 1 SAC: 0 DP: 0 HBP: 0	WP: 0 PB: 0 SB: 1 CS: 0	PA: 37
<b>PITCHER</b> Charlie Puleo, R (1, 1) ERA: 4.13	IP: 9.0 WLS: W BF: 37 H: 6 R: 3 ER: 2 SO: 8 BB: 2 IBB: 0 HBP: 0 BLK: 0 WP: 0 HR: 1 S: 51 P: 59 ERA: 2.00 WHIP: 0.889															<b>PITCHER</b>	IP: 9.0 WLS: W BF: 37 H: 6 R: 3 ER: 2 SO: 8 BB: 2 IBB: 0 HBP: 0 BLK: 0 WP: 0 HR: 1 S: 51 P: 59 ERA: 2.00 WHIP: 0.889					

New York Mets @ Atlanta Braves  
Atlanta-Fulton County Stadium, Atlanta, GA  
Wed Jul 08 1987, 7:05 PM EDT  
Att: 16,070 - Unknown

AB 34  
R 3  
H 6  
RBI 3  
BB 2  
SO 8  
LOB 15



Batter	1	2	3	4	5	6	7	8	9	AB	R	H	RBI	BB	SO	LOB	BOTTOM			
Albert Hall, S (1, 8) OBP: 0.377, SLG: 0.403	0-0 F8	0-0 L9		0-0 L5		0-3 K		0-0 F7		5	0	0	0	0	1	4				
Andres Thomas, R (1, 6) OBP: 0.286, SLG: 0.330	0-0 1B		0-0 F9	0-0 F8			0-0 1B E 1B	0-0 5-3		5	2	2	0	0	0	3				
Gary Roenicke, R (1, 3) OBP: 0.333, SLG: 0.382	0-0 1B		0-0 6-3		0-0 HR		0-0 FC3-6 1B			3	1	2	2	0	0	0				
Gerald Perry, L (7, PH) OBP: 0.314, SLG: 0.360	2-H 1B						1-3 FC3-6 1B			1	1	1	0	0	0	0				
Dale Murphy, R (1, 9) OBP: 0.432, SLG: 0.597	0-0 F8		0-0 G3		0-0 1B		0-0 E5 FC3-6 S			4	0	1	0	0	0	2				
Ken Griffey, L (1, 7) OBP: 0.370, SLG: 0.509	0-0 1B			0-0 BB 1B	0-0 F7		1-2 F7			4	1	2	0	0	0	3				
Ozzie Virgil, R (1, 2) OBP: 0.325, SLG: 0.515	0-3 K			4-0 BB 1B	0-0 L7		4-0 FC3-6 IBB			2	0	0	0	2	1	3				
Graig Nettles, L (1, 5) OBP: 0.308, SLG: 0.348		0-0 G3		0-0 FC5-2 BB 1B	0-0 F7		1-2 2-3 3-H FC3-6			4	0	1	2	0	0	3				
Glenn Hubbard, R (1, 4) OBP: 0.428, SLG: 0.431		0-0 L8		4-0 FC5-2 BB		0-3 K	0-0 F8			3	0	0	0	1	1	2				
Charlie Puleo, R (1, 1) OBP: 0.313, SLG: 0.467		4-0 BB		0-0 FC5-2		0-3 K	0-3 K		0-3 K	3	0	0	0	1	2	3				
<b>Inning Stats</b>	R: 1 E: 0 K: 1 S: 8	H: 3 LOB: 2 BB: 0 P: 8	R: 0 E: 0 K: 0 S: 3	H: 0 LOB: 1 BB: 1 P: 7	R: 0 E: 0 K: 0 S: 3	H: 0 LOB: 0 BB: 0 P: 3	R: 1 E: 0 K: 0 S: 5	H: 2 LOB: 3 BB: 2 P: 13	R: 1 E: 0 K: 0 S: 5	H: 2 LOB: 1 BB: 0 P: 5	R: 0 E: 0 K: 3 S: 9	H: 0 LOB: 0 BB: 0 P: 9	R: 2 E: 1 K: 0 S: 6	H: 2 LOB: 2 BB: 1 P: 10	R: 0 E: 0 K: 1 S: 5	H: 0 LOB: 0 BB: 0 P: 5	1B: 7 2B: 1 3B: 0 HR: 1	SF: 0 SAC: 0 DP: 0 HBP: 0	WP: 0 PB: 0 SB: 3 CS: 0	PA: 38
<b>PITCHER</b> Sid Fernandez, L (1, 1) ERA: 3.45	IP: 5.0 WLS: L BF: 25 H: 7 R: 3 ER: 3 SO: 3 BB: 3 IBB: 0 HBP: 0 BLK: 0 WP: 0 HR: 1 S: 24 P: 36 ERA: 5.40 WHIP: 2.000															<b>PITCHER</b>	IP: 5.0 WLS: L BF: 25 H: 7 R: 3 ER: 3 SO: 3 BB: 3 IBB: 0 HBP: 0 BLK: 0 WP: 0 HR: 1 S: 24 P: 36 ERA: 5.40 WHIP: 2.000			
Doug Sisk, R (6, 1) ERA: 3.59	1.0 6 2 2 0 3 0 0 0 0 0 0 12 12 0.00 2.000																1.0 6 2 2 0 3 0 0 0 0 0 0 12 12 0.00 2.000			
Jesse Orosco, L (7, 1) ERA: 5.21	2.0 7 0 0 0 1 0 1 0 0 0 0 8 12 0.00 0.000																2.0 7 0 0 0 1 0 1 0 0 0 0 8 12 0.00 0.000			

New York Mets @ Atlanta Braves  
Atlanta-Fulton County Stadium, Atlanta, GA  
Wed Jul 08 1987, 7:05 PM EDT  
Att: 16,070 - Unknown

AB 34  
R 5  
H 9  
RBI 4  
BB 4  
SO 5  
LOB 23





Batter	1	2	3	4	5	6	7	8	9	AB	R	H	RBI	BB	SO	LOB	TOP								
Mookie Wilson, S OBP: 0.364, SLG: 0.500 (1, 8)	0-3 K		0-3 K			0-3 K		0-3 K		4	0	0	0	0	4	2									
Tim Lincecum, R OBP: 0.422, SLG: 0.606 Bill Almon, R OBP: 0.288, SLG: 0.292 (9, FR) (9, 4)	0-0 F7			0-0 F7		2H 2B			BB FC5-4 1B	4	0	2	1	0	0	0									
Keith Hernandez, L OBP: 0.364, SLG: 0.442 (1, 3)	0-0 4-3			0-0 F2		0-0 F7			FC5-4 BB 1-2 1B	4	1	1	0	0	0	1									
Gary Carter, R OBP: 0.303, SLG: 0.409 (1, 2)		0-0 F9		0-0 F7			0-0 F7		K	4	0	0	0	0	1	2									
Darryl Strawberry, L OBP: 0.380, SLG: 0.586 (1, 9)	0-3 K			0-0 F6			0-0 4-3		FC5-4 BB	3	0	0	0	1	1	0									
Kevin McReynolds, R OBP: 0.330, SLG: 0.495 (1, 7)	0-0 6-3			0-0 F9			0-0 1B		FC5-4 1B	4	0	1	1	0	0	2									
Howard Johnson, S OBP: 0.349, SLG: 0.479 (1, 5)			0-0 F7		0-3 K		0-0 F8		1-3 2-3 3-H 1B	4	0	1	1	0	1	1									
Rafael Santana, R OBP: 0.335, SLG: 0.392 (1, 6)			0-0 SH1-4 1B			0-0 SH1-4 2B 1B		0-0 F7	K	4	1	2	0	0	1	2									
John Mitchell, R OBP: 0.095, SLG: 0.143 Lee Mazzilli, S OBP: 0.423, SLG: 0.524 Randy Myers, L OBP: 0.333, SLG: 0.333 (8, PH) (8, 1)			0-0 SH1-4			0-0 SH1-4		0-3 K		0	0	0	0	0	0	0									
<b>Inning Stats</b>	R: 0 E: 0 K: 1 S: 5	H: 0 LOB: 0 BB: 0 P: 5	R: 0 E: 0 K: 1 S: 5	H: 0 LOB: 0 BB: 0 P: 5	R: 0 E: 0 K: 1 S: 6	H: 1 LOB: 1 BB: 0 P: 6	R: 0 E: 0 K: 0 S: 3	H: 0 LOB: 0 BB: 0 P: 3	R: 0 E: 0 K: 1 S: 5	H: 0 LOB: 0 BB: 0 P: 5	R: 1 E: 0 K: 1 S: 7	H: 2 LOB: 1 BB: 0 P: 7	R: 0 E: 0 K: 0 S: 4	H: 1 LOB: 1 BB: 0 P: 4	R: 0 E: 0 K: 2 S: 7	H: 0 LOB: 0 BB: 0 P: 7	R: 2 E: 0 K: 2 S: 10	H: 3 LOB: 2 BB: 1 P: 14	1B: 6 2B: 1 3B: 0 HR: 0	SF: 0 SAC: 2 DP: 0 HBP: 0	WP: 0 PB: 0 SB: 0 CS: 0	PA: 35			
<b>PITCHER</b>	IP	WLS	BF	H	R	ER	SO	BB	IBB	HBP	BLK	WP	HR	S	P	ERA	WHIP								
Jim Deshaies, L ERA: 3.62 Dave Smith, R ERA: 0.76 (1, 1) (9, 1)	8.0		29	5	2	2	7	0	0	0	0	0	0	43	43	2.25	0.625								

New York Mets @ Houston Astros  
Astrodome, Houston, TX  
Thu Jul 09 1987, 8:05 PM EDT  
Att: 31,121 - Unknown


AB 32  
R 3  
H 7  
RBI 3  
BB 1  
SO 9  
LOB 10



Batter	1	2	3	4	5	6	7	8	9	AB	R	H	RBI	BB	SO	LOB	BOTTOM								
Gerald Young, S OBP: 0.111, SLG: 0.111 (1, 8)	0-0 4-3		0-0 1-3			FC4-6 1B		0-0 4-3	0-0 F3	5	0	1	0	0	0	0									
Bill Doran, S OBP: 0.348, SLG: 0.412 (1, 4)	0-0 WP S 1B		0-0 F7		FC4-6 E 1-2		0-0 3-1		HR	5	2	2	1	0	0	1									
Denny Walling, L OBP: 0.355, SLG: 0.426 (1, 5)	0-0 L7 1-2		0-0 S 1B		0-0 6-3 1-H		0-0 1B			4	0	2	0	0	0	1									
Glenn Davis, R OBP: 0.334, SLG: 0.505 (1, 3)	0-3 K		0-3 K			0-0 F8 SF8 1B		0-0 L6		4	1	1	0	0	2	3									
Kevin Bass, S OBP: 0.344, SLG: 0.447 (1, 9)		0-0 4-3		0-0 4-3		0-0 F8 BB 1-2 1B		0-0 F6		3	0	0	0	1	0	0									
Jose Cruz, L OBP: 0.311, SLG: 0.402 (1, 7)		0-0 E4 1B		0-0 F8		0-0 F8		0-0 F6		4	1	0	0	0	0	2									
Alan Ashby, S OBP: 0.396, SLG: 0.482 (1, 2)		0-0 2-H 1B		1-0 HBP		0-0 IBB		0-0 E5		2	0	1	1	1	0	0									
Craig Reynolds, L OBP: 0.300, SLG: 0.362 Davey Lopes, R OBP: 0.333, SLG: 0.500 Bert Pena, R OBP: 0.231, SLG: 0.167 (8, PH) (9, 6)		0-0 F8		0-0 F6		0-0 SF8		0-0 F4		2	0	0	1	0	0	2									
Jim Deshaies, L OBP: 0.220, SLG: 0.086 Dave Smith, R OBP: 0.697, SLG: 0.500 Terry Puhl, L OBP: 0.256, SLG: 0.250 Jim Pankovits, R OBP: 0.206, SLG: 0.129 (1, 1) (9, 1) (9, 7) (9, PH)		0-0 2-3		0-3 K		0-3 K		0-3 K		3	0	0	0	0	2	3									
<b>Inning Stats</b>	R: 0 E: 0 K: 1 S: 6	H: 1 LOB: 1 BB: 0 P: 6	R: 1 E: 1 K: 0 S: 5	H: 1 LOB: 1 BB: 0 P: 5	R: 0 E: 0 K: 1 S: 6	H: 1 LOB: 1 BB: 0 P: 6	R: 0 E: 0 K: 0 S: 3	H: 0 LOB: 1 BB: 0 P: 4	R: 1 E: 0 K: 1 S: 6	H: 1 LOB: 0 BB: 0 P: 6	R: 1 E: 0 K: 1 S: 6	H: 1 LOB: 2 BB: 2 P: 14	R: 0 E: 0 K: 0 S: 4	H: 1 LOB: 1 BB: 0 P: 4	R: 0 E: 1 K: 0 S: 4	H: 0 LOB: 1 BB: 0 P: 4	R: 1 E: 0 K: 1 S: 5	H: 1 LOB: 0 BB: 0 P: 5	1B: 6 2B: 0 3B: 0 HR: 1	SF: 1 SAC: 0 DP: 0 HBP: 1	WP: 1 PB: 0 SB: 3 CS: 0	PA: 38			
<b>PITCHER</b>	IP	WLS	BF	H	R	ER	SO	BB	IBB	HBP	BLK	WP	HR	S	P	ERA	WHIP								
John Mitchell, R ERA: 3.62 Randy Myers, L ERA: 4.85 (1, 1) (8, 1)	7.0		31	6	3	1	4	1	0	0	0	0	1	9	9	5.40	0.600								

New York Mets @ Houston Astros  
Astrodome, Houston, TX  
Thu Jul 09 1987, 8:05 PM EDT  
Att: 31,121 - Unknown

AB 34  
R 4  
H 7  
RBI 3  
BB 2  
SO 5  
LOB 13





Batter	1	2	3	4	5	6	7	8	9	AB	R	H	RBI	BB	SO	LOB	TOP								
Lenny Dykstra, L OBP: 0.344, SLG: 0.469 (1, 8)										5	2	3	1	0	0	1	<b>New York Mets @ Houston Astros</b> Astrodome, Houston, TX Fri Jul 10 1987, 8:05 PM EDT Att: 42,847 - Unknown								
Wally Backman, S OBP: 0.289, SLG: 0.289 (1, 4)										5	0	1	1	0	1	2									
Keith Hernandez, L OBP: 0.362, SLG: 0.436 (1, 3)										4	0	0	0	1	2	1									
Gary Carter, R OBP: 0.298, SLG: 0.401 (1, 2)										5	0	0	0	0	1	2									
Darryl Strawberry, L OBP: 0.387, SLG: 0.588 (1, 9)										4	1	3	0	1	0	0									
Kevin McReynolds, R OBP: 0.337, SLG: 0.518 (1, 7)										4	2	3	3	1	1	1									
Howard Johnson, S OBP: 0.347, SLG: 0.484 (1, 5)										5	1	1	1	0	0	5									
Rafael Santana, R OBP: 0.338, SLG: 0.398 (1, 6)										4	1	2	0	0	0	0									
Dwight Gooden, R OBP: 0.182, SLG: 0.182 (1, 1)										3	0	1	0	0	2	1									
Jesse Orosco, R (9, 1)										0	0	0	0	0	0	0									
<b>Inning Stats</b>	R: 0 E: 0 K: 2 S: 7	H: 0 LOB: 0 BB: 0 P: 7	R: 0 E: 0 K: 1 S: 6	H: 1 LOB: 1 BB: 0 P: 6	R: 1 E: 1 K: 2 S: 9	H: 2 LOB: 2 BB: 1 P: 13	R: 1 E: 0 K: 1 S: 7	H: 2 LOB: 1 BB: 0 P: 7	R: 0 E: 0 K: 1 S: 5	H: 1 LOB: 0 BB: 0 P: 5	R: 5 E: 1 K: 0 S: 9	H: 5 LOB: 1 BB: 0 P: 9	R: 0 E: 0 K: 0 S: 4	H: 2 LOB: 1 BB: 0 P: 4	R: 0 E: 0 K: 0 S: 4	H: 1 LOB: 1 BB: 0 P: 4	R: 0 E: 0 K: 0 S: 3	H: 0 LOB: 2 BB: 2 P: 11	1B: 9 2B: 2 3B: 0 HR: 3	SF: 0 SAC: 1 DP: 1 HBP: 0	WP: 0 PB: 0 SB: 1 CS: 1	PA: 43			
<b>PITCHER</b>	IP WLS BF H R ER SO BB IBB HBP BLK WP HR S P ERA WHIP	IP WLS BF H R ER SO BB IBB HBP BLK WP HR S P ERA WHIP	IP WLS BF H R ER SO BB IBB HBP BLK WP HR S P ERA WHIP	IP WLS BF H R ER SO BB IBB HBP BLK WP HR S P ERA WHIP	IP WLS BF H R ER SO BB IBB HBP BLK WP HR S P ERA WHIP	IP WLS BF H R ER SO BB IBB HBP BLK WP HR S P ERA WHIP	IP WLS BF H R ER SO BB IBB HBP BLK WP HR S P ERA WHIP	IP WLS BF H R ER SO BB IBB HBP BLK WP HR S P ERA WHIP	IP WLS BF H R ER SO BB IBB HBP BLK WP HR S P ERA WHIP	IP WLS BF H R ER SO BB IBB HBP BLK WP HR S P ERA WHIP	IP WLS BF H R ER SO BB IBB HBP BLK WP HR S P ERA WHIP	IP WLS BF H R ER SO BB IBB HBP BLK WP HR S P ERA WHIP	IP WLS BF H R ER SO BB IBB HBP BLK WP HR S P ERA WHIP	IP WLS BF H R ER SO BB IBB HBP BLK WP HR S P ERA WHIP	IP WLS BF H R ER SO BB IBB HBP BLK WP HR S P ERA WHIP	IP WLS BF H R ER SO BB IBB HBP BLK WP HR S P ERA WHIP	IP WLS BF H R ER SO BB IBB HBP BLK WP HR S P ERA WHIP	IP WLS BF H R ER SO BB IBB HBP BLK WP HR S P ERA WHIP	IP WLS BF H R ER SO BB IBB HBP BLK WP HR S P ERA WHIP	IP WLS BF H R ER SO BB IBB HBP BLK WP HR S P ERA WHIP	IP WLS BF H R ER SO BB IBB HBP BLK WP HR S P ERA WHIP	IP WLS BF H R ER SO BB IBB HBP BLK WP HR S P ERA WHIP	IP WLS BF H R ER SO BB IBB HBP BLK WP HR S P ERA WHIP	IP WLS BF H R ER SO BB IBB HBP BLK WP HR S P ERA WHIP	IP WLS BF H R ER SO BB IBB HBP BLK WP HR S P ERA WHIP
Mike Scott, R ERA: 2.76 (1, 1)	5.2 L	28 11	7 7	6 6	7 7	0 0	1 1	0 0	0 0	0 0	3 3	41 41	45 45	9.53 9.53	1.941 1.941										
Dave Meads, L ERA: 5.88 (6, 1)	1.1 S	6 2	0 0	0 0	0 0	0 0	0 0	0 0	0 0	0 0	6 6	6 6	0.00 0.00	1.500 1.500											
Rocky Childress, R ERA: 1.74 (8, 1)	2.0 S	9 1	0 0	0 0	0 0	2 2	0 0	0 0	0 0	0 0	7 7	15 15	0.00 0.00	1.500 1.500											

AB	39
R	7
H	14
RBI	6
BB	3
SO	7
LOB	13



Batter	1	2	3	4	5	6	7	8	9	AB	R	H	RBI	BB	SO	LOB	BOTTOM							
Gerald Young, S OBP: 0.286, SLG: 0.167 (1, 8)										3	1	1	0	2	1	0	<b>New York Mets @ Houston Astros</b> Astrodome, Houston, TX Fri Jul 10 1987, 8:05 PM EDT Att: 42,847 - Unknown							
Bill Doran, S OBP: 0.346, SLG: 0.418 (1, 4)										5	1	1	1	0	2	5								
Denny Walling, L OBP: 0.348, SLG: 0.417 (1, 5)										4	0	0	0	0	0	2								
Glenn Davis, R OBP: 0.330, SLG: 0.498 (1, 3)										4	0	0	0	0	0	1								
Kevin Bass, S OBP: 0.343, SLG: 0.443 (1, 9)										3	1	0	0	1	0	1								
Jose Cruz, L OBP: 0.313, SLG: 0.403 (1, 7)										4	0	2	0	0	1	0								
Alan Ashby, S OBP: 0.393, SLG: 0.475 (1, 2)										3	0	0	0	1	1	1								
Craig Reynolds, L OBP: 0.300, SLG: 0.360 (1, 6)										4	0	1	0	0	0	2								
Mike Scott, R OBP: 0.116, SLG: 0.050 (1, 1)										2	0	0	0	0	1	2								
Dave Meads, L OBP: 0.500, SLG: 0.333 (7, PH)										0	0	0	0	0	0	0								
Terry Puhl, L OBP: 0.253, SLG: 0.247 (8, PH)										1	0	0	0	0	0	1								
Rocky Childress, R (8, PH)										0	0	0	0	0	0	0								
Davey Lopes, R OBP: 0.385, SLG: 0.545 (9, PH)										1	0	1	0	0	0	0								
<b>Inning Stats</b>	R: 0 E: 0 K: 1 S: 5	H: 0 LOB: 0 BB: 0 P: 5	R: 1 E: 0 K: 0 S: 4	H: 1 LOB: 2 BB: 2 P: 12	R: 0 E: 0 K: 1 S: 6	H: 1 LOB: 1 BB: 0 P: 6	R: 0 E: 0 K: 1 S: 5	H: 0 LOB: 0 BB: 0 P: 5	R: 0 E: 0 K: 0 S: 4	H: 1 LOB: 1 BB: 0 P: 4	R: 1 E: 1 K: 0 S: 4	H: 1 LOB: 1 BB: 0 P: 4	R: 0 E: 1 K: 0 S: 4	H: 0 LOB: 1 BB: 1 P: 8	R: 0 E: 0 K: 2 S: 9	H: 2 LOB: 3 BB: 1 P: 13	1B: 5 2B: 0 3B: 0 HR: 1	SF: 0 SAC: 0 DP: 1 HBP: 0	WP: 1 PB: 0 SB: 2 CS: 0	PA: 38				
<b>PITCHER</b>	IP WLS BF H R ER SO BB IBB HBP BLK WP HR S P ERA WHIP	IP WLS BF H R ER SO BB IBB HBP BLK WP HR S P ERA WHIP	IP WLS BF H R ER SO BB IBB HBP BLK WP HR S P ERA WHIP	IP WLS BF H R ER SO BB IBB HBP BLK WP HR S P ERA WHIP	IP WLS BF H R ER SO BB IBB HBP BLK WP HR S P ERA WHIP	IP WLS BF H R ER SO BB IBB HBP BLK WP HR S P ERA WHIP	IP WLS BF H R ER SO BB IBB HBP BLK WP HR S P ERA WHIP	IP WLS BF H R ER SO BB IBB HBP BLK WP HR S P ERA WHIP	IP WLS BF H R ER SO BB IBB HBP BLK WP HR S P ERA WHIP	IP WLS BF H R ER SO BB IBB HBP BLK WP HR S P ERA WHIP	IP WLS BF H R ER SO BB IBB HBP BLK WP HR S P ERA WHIP	IP WLS BF H R ER SO BB IBB HBP BLK WP HR S P ERA WHIP	IP WLS BF H R ER SO BB IBB HBP BLK WP HR S P ERA WHIP	IP WLS BF H R ER SO BB IBB HBP BLK WP HR S P ERA WHIP	IP WLS BF H R ER SO BB IBB HBP BLK WP HR S P ERA WHIP	IP WLS BF H R ER SO BB IBB HBP BLK WP HR S P ERA WHIP	IP WLS BF H R ER SO BB IBB HBP BLK WP HR S P ERA WHIP	IP WLS BF H R ER SO BB IBB HBP BLK WP HR S P ERA WHIP	IP WLS BF H R ER SO BB IBB HBP BLK WP HR S P ERA WHIP	IP WLS BF H R ER SO BB IBB HBP BLK WP HR S P ERA WHIP	IP WLS BF H R ER SO BB IBB HBP BLK WP HR S P ERA WHIP	IP WLS BF H R ER SO BB IBB HBP BLK WP HR S P ERA WHIP	IP WLS BF H R ER SO BB IBB HBP BLK WP HR S P ERA WHIP	IP WLS BF H R ER SO BB IBB HBP BLK WP HR S P ERA WHIP
Dwight Gooden, R ERA: 2.78 (1, 1)	8.2 W	37 37	3 3	2 2	5 5	4 4	0 0	0 0	0 0	1 1	1 1	43 43	59 59	2.08 2.08	1.154 1.154									
Jesse Orosco, L ERA: 5.17 (9, 1)	0.1 S	1 0	0 0	0 0	1 1	0 0	0 0	0 0	0 0	0 0	3 3	3 3	0.00 0.00	0.000 0.000										













Batter	1	2	3	4	5	6	7	8	9	AB	R	H	RBI	BB	SO	LOB	TOP			
Barry Larkin, R (1.6) OBP: 0.271, SLG: 0.351										4	0	1	0	0	0	1				
Tracy Jones, R (1.8) OBP: 0.345, SLG: 0.500										4	0	1	0	0	0	1				
Eric Davis, R (1.7) OBP: 0.417, SLG: 0.693										3	0	2	0	1	0	0				
Dave Parker, L (1.9) OBP: 0.327, SLG: 0.481										4	0	0	0	0	0	4				
Buddy Bell, R (1.5) OBP: 0.357, SLG: 0.417										3	0	1	0	0	0	0				
Bo Diaz, R (1.2) OBP: 0.327, SLG: 0.436										3	0	1	0	0	0	1				
Terry Francona, L (1.3) OBP: 0.233, SLG: 0.268										3	0	0	0	0	0	1				
Dave Concepcion, R (1.4) OBP: 0.363, SLG: 0.353										3	0	0	0	0	1	1				
Bill Gullickson, R (1.1) OBP: 0.238, SLG: 0.357										1	0	1	0	0	0	0				
Max Venable, L (6, PH) OBP: 0.143, SLG: 0.143										1	0	0	0	0	0	0				
Bill Landrum, R (6.1) OBP: 0.200, SLG: 0.200										0	0	0	0	0	0	0				
Bill Scherrer, L (7.1) OBP: 0.286, SLG: 0.231										0	0	0	0	0	0	0				
Dave Collins, S (9, PH)										1	0	0	0	0	0	0				
<b>Inning Stats</b>	R: 0 E: 0 K: 1 S: 5	H: 1 LOB: 0 BB: 0 P: 5	R: 0 E: 0 K: 0 S: 3	H: 0 LOB: 0 BB: 0 P: 3	R: 0 E: 0 K: 1 S: 6	H: 1 LOB: 0 BB: 0 P: 6	R: 0 E: 0 K: 0 S: 3	H: 1 LOB: 0 BB: 0 P: 3	R: 0 E: 0 K: 0 S: 3	H: 0 LOB: 0 BB: 0 P: 3	R: 0 E: 0 K: 0 S: 2	H: 0 LOB: 0 BB: 1 P: 6	R: 0 E: 0 K: 0 S: 4	H: 1 LOB: 1 BB: 0 P: 4	R: 0 E: 0 K: 0 S: 5	H: 2 LOB: 2 BB: 0 P: 5	1B: 6 2B: 1 3B: 0 HR: 0	SF: 0 SAC: 0 DP: 3 HBP: 0	WP: 0 PB: 0 SB: 0 CS: 0	PA: 31
<b>PITCHER</b> Dwight Gooden, R (1.1) ERA: 2.41	IP: 9.0 WLS: W BF: 31 H: 7 R: 0 ER: 0 SO: 2 BB: 1 IBB: 0 HBP: 0 BLK: 0 WP: 0 HR: 0 S: 34 P: 38 ERA: 0.00 WHIP: 0.889																			

Cincinnati Reds @ New York Mets  
Shea Stadium, Flushing, NY  
Thu Jul 16 1987, 7:05 PM EDT  
Att: 42,101 - Unknown

AB 30  
R 0  
H 7  
RBI 0  
BB 1  
SO 2  
LOB 9



Batter	1	2	3	4	5	6	7	8	9	AB	R	H	RBI	BB	SO	LOB	BOTTOM		
Lenny Dykstra, L (1.8) OBP: 0.349, SLG: 0.475										4	2	1	0	1	1	0			
Wally Backman, S (1.4) OBP: 0.304, SLG: 0.291										5	2	2	1	0	2	2			
Keith Hernandez, L (1.3) OBP: 0.367, SLG: 0.435										3	1	1	0	1	0	2			
Gary Carter, R (1.2) OBP: 0.299, SLG: 0.410										4	2	2	4	0	0	1			
Darryl Strawberry, L (1.9) OBP: 0.394, SLG: 0.586										1	1	0	0	3	0	0			
Kevin McReynolds, R (1.7) OBP: 0.333, SLG: 0.510										4	0	3	3	0	0	1			
Howard Johnson, S (1.5) OBP: 0.359, SLG: 0.514										3	0	0	0	1	1	4			
Rafael Santana, R (1.6) OBP: 0.329, SLG: 0.386										4	0	1	0	0	0	5			
Dwight Gooden, R (1.1) OBP: 0.192, SLG: 0.192										4	1	1	0	0	1	1			
<b>Inning Stats</b>	R: 1 E: 1 K: 1 S: 6	H: 2 LOB: 0 BB: 0 P: 6	R: 0 E: 0 K: 0 S: 3	H: 0 LOB: 1 BB: 1 P: 7	R: 4 E: 0 K: 1 S: 9	H: 4 LOB: 2 BB: 2 P: 17	R: 0 E: 0 K: 0 S: 3	H: 0 LOB: 0 BB: 0 P: 3	R: 0 E: 0 K: 0 S: 4	H: 2 LOB: 1 BB: 0 P: 4	R: 4 E: 0 K: 1 S: 7	H: 3 LOB: 1 BB: 3 P: 19	R: 0 E: 0 K: 2 S: 7	H: 0 LOB: 0 BB: 0 P: 7	1B: 9 2B: 2 3B: 0 HR: 1	SF: 0 SAC: 0 DP: 3 HBP: 0	WP: 0 PB: 0 SB: 1 CS: 0	PA: 38	
<b>PITCHER</b> Bill Gullickson, R (1.1) ERA: 4.6	IP: 5.0 WLS: L BF: 23 H: 6 R: 5 ER: 4 SO: 2 BB: 1 IBB: 0 HBP: 0 BLK: 0 WP: 0 HR: 0 S: 24 P: 36 ERA: 7.20 WHIP: 1.400																		
Bill Landrum, R (6.1) ERA: 4.98	IP: 1.0 WLS: L BF: 10 H: 5 R: 4 ER: 4 SO: 0 BB: 3 IBB: 0 HBP: 0 BLK: 1 WP: 0 HR: 1 S: 7 P: 19 ERA: 36.00 WHIP: 8.000																		
Bill Scherrer, L (7.1) ERA: 5.29	IP: 2.0 WLS: L BF: 5 H: 0 R: 0 ER: 0 SO: 3 BB: 0 IBB: 0 HBP: 0 BLK: 0 WP: 0 HR: 0 S: 11 P: 11 ERA: 0.00 WHIP: 0.000																		

Cincinnati Reds @ New York Mets  
Shea Stadium, Flushing, NY  
Thu Jul 16 1987, 7:05 PM EDT  
Att: 42,101 - Unknown

AB 32  
R 9  
H 11  
RBI 8  
BB 6  
SO 5  
LOB 16






Batter	1	2	3	4	5	6	7	8	9	AB	R	H	RBI	BB	SO	LOB	TOP	
Barry Larkin, R OBP: 0.275, SLG: 0.351 (1, 6)										3	1	1	0	0	0	0		
Buddy Bell, R OBP: 0.359, SLG: 0.416 Max Venable, L OBP: 0.143, SLG: 0.143 John Franco, L (9, 1)										3	0	1	0	1	0	1		
Eric Davis, R OBP: 0.415, SLG: 0.686 (1, 8)										3	0	0	0	1	1	2		
Dave Parker, L OBP: 0.326, SLG: 0.480 (1, 9)										3	1	1	1	0	1	0		
Tracy Jones, R OBP: 0.347, SLG: 0.500 (1, 7)										4	1	2	1	0	0	2		
Bo Diaz, R OBP: 0.323, SLG: 0.430 (1, 2)										4	0	0	0	0	1	5		
Nick Esasky, R OBP: 0.309, SLG: 0.625 (1, 3)										4	1	1	3	0	2	1		
Kurt Stillwell, S OBP: 0.310, SLG: 0.359 (1, 4)										4	0	1	0	0	0	1		
Tom Browning, L OBP: 0.182, SLG: 0.150 Terry Francona, L OBP: 0.231, SLG: 0.266 Frank Williams, R (8, PH) Dave Concepcion, R OBP: 0.363, SLG: 0.353 (9, 5)										2	0	0	0	0	2	0		
<b>Inning Stats</b>	R: 1 E: 0 K: 1 S: 6	H: 1 LOB: 2 BB: 2 P: 14	R: 0 E: 0 K: 1 S: 5	H: 0 LOB: 0 BB: 0 P: 5	R: 0 E: 0 K: 1 S: 3	H: 0 LOB: 0 BB: 0 P: 3	R: 0 E: 0 K: 2 S: 7	H: 0 LOB: 0 BB: 0 P: 7	R: 0 E: 0 K: 1 S: 2	H: 1 LOB: 1 BB: 0 P: 3	R: 0 E: 0 K: 0 S: 3	H: 1 LOB: 0 BB: 0 P: 3	R: 4 E: 0 K: 1 S: 9	H: 4 LOB: 1 BB: 0 P: 9	1B: 6 2B: 3 3B: 0 HR: 1	SF: 1 SAC: 0 DP: 2 HBP: 1	WP: 0 PB: 0 SB: 1 CS: 0	PA: 35
<b>PITCHER</b> Ron Darling, R ERA: 4.69 (1, 1)	IP: 9.0 WLS: L BF: 35 H: 7 R: 5 ER: 5 SO: 7 BB: 2 IBB: 0 HBP: 1 BLK: 0 WP: 0 HR: 1 S: 46 P: 55 ERA: 5.00 WHIP: 1.000															<b>PITCHER</b>		

**Cincinnati Reds @ New York Mets**  
Shea Stadium, Flushing, NY  
Fri Jul 17 1987, 7:05 PM EDT  
Att: 44,119 - Unknown


AB	31
R	5
H	7
RBI	5
BB	2
SO	7
LOB	13



Batter	1	2	3	4	5	6	7	8	9	AB	R	H	RBI	BB	SO	LOB	BOTTOM			
Mookie Wilson, S OBP: 0.358, SLG: 0.486 (1, 8)										4	0	1	0	0	2	3				
Tim Lincecum, R OBP: 0.432, SLG: 0.634 (1, 4)										4	1	2	1	0	1	1				
Keith Hernandez, L OBP: 0.366, SLG: 0.433 (1, 3)										4	1	1	0	0	0	1				
Gary Carter, R OBP: 0.301, SLG: 0.409 (1, 2)										3	0	1	0	1	0	1				
Darryl Strawberry, L OBP: 0.392, SLG: 0.581 (1, 9)										4	0	1	1	0	1	2				
Kevin McReynolds, R OBP: 0.335, SLG: 0.513 (1, 7)										4	0	2	0	0	0	3				
Howard Johnson, S OBP: 0.355, SLG: 0.507 (1, 5)										4	0	0	0	0	1	2				
Rafael Santana, R OBP: 0.324, SLG: 0.380 (1, 6)										4	0	0	0	0	0	2				
Ron Darling, R OBP: 0.175, SLG: 0.237 Lee Mazzilli, S OBP: 0.418, SLG: 0.518 (9, PH)										3	0	1	0	0	0	2				
<b>Inning Stats</b>	R: 1 E: 0 K: 2 S: 10	H: 3 LOB: 2 BB: 0 P: 10	R: 0 E: 0 K: 0 S: 4	H: 1 LOB: 1 BB: 0 P: 4	R: 1 E: 0 K: 1 S: 6	H: 1 LOB: 0 BB: 0 P: 6	R: 0 E: 1 K: 2 S: 9	H: 1 LOB: 2 BB: 0 P: 9	R: 0 E: 0 K: 0 S: 4	H: 1 LOB: 1 BB: 0 P: 4	R: 0 E: 0 K: 0 S: 3	H: 1 LOB: 0 BB: 0 P: 3	R: 0 E: 0 K: 0 S: 2	H: 0 LOB: 0 BB: 1 P: 6	R: 0 E: 0 K: 0 S: 3	H: 0 LOB: 0 BB: 0 P: 3	1B: 5 2B: 3 3B: 0 HR: 1	SF: 0 SAC: 0 DP: 1 HBP: 0	WP: 0 PB: 0 SB: 0 CS: 1	PA: 36
<b>PITCHER</b> Tom Browning, L ERA: 6.8 Frank Williams, R ERA: 2.75 John Franco, L ERA: 1.45 (1, 1)	IP: 7.0 WLS: W BF: 30 H: 9 R: 2 ER: 2 SO: 5 BB: 0 IBB: 2 HBP: 0 BLK: 0 WP: 0 HR: 1 S: 40 P: 40 ERA: 2.57 WHIP: 1.286															<b>PITCHER</b>				

**Cincinnati Reds @ New York Mets**  
Shea Stadium, Flushing, NY  
Fri Jul 17 1987, 7:05 PM EDT  
Att: 44,119 - Unknown

AB	35
R	2
H	9
RBI	2
BB	1
SO	5
LOB	17






Batter	1	2	3	4	5	6	7	8	9	AB	R	H	RBI	BB	SO	LOB	TOP					
Barry Larkin, R (1,6) OBP: 0.282, SLG: 0.364	F8		1B		HR	5-3		1B		4	2	1	0	0	3							
Buddy Bell, R (1,5) OBP: 0.363, SLG: 0.431	F7		BB		HR			FC6-4-2		5	1	3	3	0	2							
Eric Davis, R (1,8) OBP: 0.415, SLG: 0.683	K		BB		G3			FC3-2		4	1	1	0	1	1	0						
Dave Parker, L (1,9) OBP: 0.325, SLG: 0.475		4-3	F5		F7			1B		4	0	0	0	1	1	2						
Tracy Jones, R (1,7) OBP: 0.345, SLG: 0.494	K				6-3			FC3-2		5	1	1	0	0	1	3						
Bo Diaz, R (1,2) OBP: 0.330, SLG: 0.450	6-3				1B			BB		5	1	4	3	0	0	0						
Nick Esasky, R (1,3) OBP: 0.305, SLG: 0.607			F9		F6			F9		5	0	1	0	0	0	5						
Dave Concepcion, R (1,4) OBP: 0.359, SLG: 0.345		4-3	4-3		4-3			BB		4	0	0	0	1	0	2						
Ted Power, R (1,1) OBP: 0.171, SLG: 0.211					F8					1	1	0	0	2	0	0						
Lloyd McClendon, R (8, PH) OBP: 0.220, SLG: 0.333										1	0	1	0	0	0	0						
Rob Murphy, L (8, 1) OBP: 0.250, SLG: 0.250			3B					BB		0	0	0	0	0	0	0						
<b>Inning Stats</b>	R: 0 E: 0 K: 1 S: 5	H: 0 LOB: 0 BB: 7 P: 5	R: 0 E: 0 K: 1 S: 5	H: 0 LOB: 0 BB: 0 P: 5	R: 2 E: 0 K: 0 S: 5	H: 2 LOB: 2 BB: 2 P: 13	R: 0 E: 0 K: 0 S: 4	H: 1 LOB: 1 BB: 0 P: 4	R: 2 E: 0 K: 0 S: 4	H: 1 LOB: 0 BB: 2 P: 5	R: 0 E: 0 K: 0 S: 4	H: 1 LOB: 3 BB: 2 P: 12	R: 1 E: 0 K: 0 S: 5	H: 3 LOB: 2 BB: 1 P: 9	R: 0 E: 0 K: 0 S: 4	H: 2 LOB: 1 BB: 0 P: 4	R: 2 E: 0 K: 1 S: 8	H: 3 LOB: 1 BB: 0 P: 8	1B: 8 2B: 3 3B: 1 HR: 2	SF: 0 SAC: 0 DP: 2 HBP: 1	WP: 0 PB: 0 SB: 0 CS: 0	PA: 44
<b>PITCHER</b>	IP	WLS	BF	H	R	ER	SO	BB	IBB	HBP	BLK	WP	HR	S	P	ERA	WHIP					
Sid Fernandez, L (1,1) ERA: 3.59	5.2	L	27	5	4	4	2	3	1	1	0	0	1	26	43	6.35	1.412					
Doug Sisk, R (6,1) ERA: 3.67	1.1		7	3	1	1	0	0	1	0	0	0	0	6	10	6.75	2.250					
Randy Myers, L (8,1) ERA: 4.75	2.0		10	5	2	2	1	0	0	0	0	0	1	12	12	9.00	2.500					

Cincinnati Reds @ New York Mets  
Shea Stadium, Flushing, NY  
Sat Jul 18 1987, 7:05 PM EDT  
Att: 47,135 - Unknown


AB 38  
R 7  
H 13  
RBI 7  
BB 5  
SO 3  
LOB 17



Batter	1	2	3	4	5	6	7	8	9	AB	R	H	RBI	BB	SO	LOB	BOTTOM					
Lenny Dykstra, L (1,8) OBP: 0.347, SLG: 0.471	F8		F7					L5		4	0	1	0	0	0	0						
Wally Backman, S (1,4) OBP: 0.305, SLG: 0.292	F7				4-3			L5		3	0	1	0	0	0	1						
Tim Teufel, R (8, PH) OBP: 0.429, SLG: 0.630			BB							1	0	0	0	0	0	0						
Keith Hernandez, L (1,3) OBP: 0.367, SLG: 0.432			K					L6		3	0	1	0	1	1	1						
Gary Carter, R (1,2) OBP: 0.298, SLG: 0.403	F7				L9			FC5-4		4	0	0	0	0	0	2						
Darryl Strawberry, L (1,9) OBP: 0.391, SLG: 0.575		8-5	BB		4-3			F7		3	0	0	0	1	1	0						
Kevin McReynolds, R (1,7) OBP: 0.337, SLG: 0.531		8-5			HR			F7		4	2	2	2	0	0	1						
Howard Johnson, S (1,5) OBP: 0.354, SLG: 0.513					K			F5		4	1	1	1	0	1	0						
Rafael Santana, R (1,6) OBP: 0.323, SLG: 0.378		1-3						6-3		4	0	1	0	0	0	0						
Sid Fernandez, L (1,1) OBP: 0.189, SLG: 0.229										2	0	0	0	0	2	0						
Doug Sisk, R (6,1)										0	0	0	0	0	0	0						
Dave Magadan, L (7, PH) OBP: 0.348, SLG: 0.408										1	0	0	0	0	0	1						
Randy Myers, L (8,1) OBP: 0.200, SLG: 0.200								F8		0	0	0	0	0	0	0						
<b>Inning Stats</b>	R: 0 E: 0 K: 0 S: 3	H: 0 LOB: 1 BB: 1 P: 7	R: 1 E: 0 K: 0 S: 3	H: 1 LOB: 0 BB: 1 P: 7	R: 0 E: 0 K: 2 S: 8	H: 1 LOB: 0 BB: 0 P: 8	R: 1 E: 0 K: 1 S: 6	H: 1 LOB: 0 BB: 0 P: 6	R: 0 E: 0 K: 1 S: 6	H: 1 LOB: 1 BB: 0 P: 6	R: 0 E: 0 K: 0 S: 3	H: 0 LOB: 0 BB: 0 P: 3	R: 0 E: 0 K: 0 S: 4	H: 1 LOB: 1 BB: 0 P: 4	R: 0 E: 0 K: 0 S: 4	H: 1 LOB: 1 BB: 0 P: 4	R: 1 E: 0 K: 1 S: 6	H: 1 LOB: 0 BB: 0 P: 6	1B: 4 2B: 1 3B: 0 HR: 3	SF: 0 SAC: 0 DP: 1 HBP: 0	WP: 0 PB: 0 SB: 2 CS: 0	PA: 35
<b>PITCHER</b>	IP	WLS	BF	H	R	ER	SO	BB	IBB	HBP	BLK	WP	HR	S	P	ERA	WHIP					
Ted Power, R (1,1) ERA: 4.51	7.0	W	27	5	2	2	4	2	0	0	0	0	2	33	41	2.57	1.000					
Rob Murphy, L (8,1) ERA: 2.99	2.0	S	8	2	1	1	1	0	0	0	0	0	1	10	10	4.50	1.000					

Cincinnati Reds @ New York Mets  
Shea Stadium, Flushing, NY  
Sat Jul 18 1987, 7:05 PM EDT  
Att: 47,135 - Unknown

AB 33  
R 3  
H 7  
RBI 3  
BB 2  
SO 5  
LOB 6









Batter	1	2	3	4	5	6	7	8	9	AB	R	H	RBI	BB	SO	LOB	TOP			
Dion James, L OBP: 0.412, SLG: 0.444 (1, 8)	4-3		BB			G3		1-2 1B		3	0	1	0	1	0	0	<b>Atlanta Braves @ New York Mets</b> Shea Stadium, Flushing, NY Mon Jul 20 1987, 7:05 PM EDT Att: 30,317 - Unknown <a href="http://livebaseballscorecards.com">livebaseballscorecards.com</a>			
Ken Oberkfell, L OBP: 0.370, SLG: 0.406 (1, 5)	HR		F9			3-1		F8		4	1	1	1	0	0	3				
Gerald Perry, L OBP: 0.325, SLG: 0.355 (1, 3)	1-3			FC6-4 1B			CS BB	3-1		3	0	1	0	1	0	2				
Dale Murphy, R OBP: 0.426, SLG: 0.576 (1, 9)	4-3			FC6-4 1B			1-2 1B		5-3	4	0	1	0	0	0	1				
Ken Griffey, L OBP: 0.349, SLG: 0.483 (1, 7)		F7		L3			0-3 1B		K	4	0	0	0	0	2	2				
Andres Thomas, R OBP: 0.281, SLG: 0.323 Jim Acker, R OBP: 0.222, SLG: 0.222 Graig Nettles, L OBP: 0.297, SLG: 0.349 (1, 6) (7, 1) (9, PH)	5-3				K			F9		3	0	0	0	0	1	1				
Ozzie Virgil, R OBP: 0.313, SLG: 0.488 (1, 2)	4-3								4-3	3	1	1	1	0	0	0				
Glenn Hubbard, R OBP: 0.418, SLG: 0.437 (1, 4)			F8						3-1	3	0	0	0	0	0	0				
Randy O'Neal, R OBP: 0.150, SLG: 0.105 Larry McWilliams, L OBP: 0.200, SLG: 0.200 Paul Runge, R OBP: 0.143, SLG: 0.143 (1, 1) (2, 1) (7, 6)									4-3	0	0	0	0	0	0	0				
										2	0	0	0	0	1	0				
										1	0	1	0	0	0	0				
<b>Inning Stats</b>	R: 1 E: 0 K: 0 S: 4	H: 1 LOB: 0 BB: 0 P: 4	R: 0 E: 0 K: 0 S: 3	H: 0 LOB: 2 BB: 0 P: 3	R: 0 E: 0 K: 1 S: 5	H: 0 LOB: 1 BB: 1 P: 9	R: 0 E: 0 K: 0 S: 3	H: 1 LOB: 0 BB: 0 P: 3	R: 0 E: 0 K: 1 S: 5	H: 0 LOB: 0 BB: 0 P: 5	R: 0 E: 0 K: 0 S: 3	H: 1 LOB: 1 BB: 1 P: 9	R: 1 E: 0 K: 0 S: 6	H: 3 LOB: 2 BB: 0 P: 6	R: 0 E: 0 K: 1 S: 5	H: 0 LOB: 0 BB: 0 P: 5	1B: 4 2B: 1 3B: 0 HR: 2	SF: 0 SAC: 0 DP: 1 HBP: 0	WP: 0 PB: 0 SB: 0 CS: 1	PA: 33
<b>PITCHER</b>	IP WLS BF H R ER SO BB IBB HBP BLK WP HR S P ERA WHIP																			
Don Schulze, R ERA: 1.42 Roger McDowell, R ERA: 4.37 (1, 1) (7, 1)	6.1 W 22 3 1 1 2 2 0 0 0 0 0 1 24 32 1.42 0.789																			
	2.2 11 3 1 1 2 0 0 0 0 0 0 1 15 15 3.38 1.125																			

Batter	1	2	3	4	5	6	7	8	9	AB	R	H	RBI	BB	SO	LOB	BOTTOM			
Lenny Dykstra, L OBP: 0.350, SLG: 0.484 (1, 8)	WP 1B	SF8 2B		L1			HR	4-3		4	2	4	1	0	1	<b>Atlanta Braves @ New York Mets</b> Shea Stadium, Flushing, NY Mon Jul 20 1987, 7:05 PM EDT Att: 30,317 - Unknown <a href="http://livebaseballscorecards.com">livebaseballscorecards.com</a>				
Wally Backman, S OBP: 0.307, SLG: 0.296 (1, 4)	1B	SF8			4-3		6-3	1B		4	0	2	2	0	0		0			
Keith Hernandez, L OBP: 0.372, SLG: 0.431 (1, 3)	G4-6-3	BB			F5		HBP 1B	K		3	1	0	0	2	1		3			
Darryl Strawberry, L OBP: 0.394, SLG: 0.570 (1, 9)	CS BB	K			5-3		1B HBP			2	0	0	0	1	1		2			
Kevin McReynolds, R OBP: 0.336, SLG: 0.521 (1, 7)	CS	F9	F9			HBP	K			3	0	0	0	0	1		2			
Gary Carter, R OBP: 0.299, SLG: 0.403 (1, 2)		BB 1B	F8			HBP	F8	1B		4	1	2	1	0	0		1			
Howard Johnson, S OBP: 0.353, SLG: 0.518 (1, 5)		BB 1B	F7				F3	K		4	1	1	0	0	1		3			
Rafael Santana, R OBP: 0.331, SLG: 0.391 (1, 6)		BB 2B		5-3			5-3	4-3 1B 2B		3	2	1	0	1	0		1			
Don Schulze, R Roger McDowell, R OBP: 0.333, SLG: 0.375 (1, 1) (7, 1)		BB 2B		K			HR 1B	K		1	1	0	1	1	1		0			
		SF8 BB								2	1	1	0	0	1		1			
<b>Inning Stats</b>	R: 1 E: 0 K: 0 S: 2	H: 1 LOB: 2 BB: 2 P: 10	R: 4 E: 0 K: 1 S: 8	H: 3 LOB: 3 BB: 3 P: 20	R: 0 E: 0 K: 0 S: 3	H: 0 LOB: 0 BB: 0 P: 3	R: 0 E: 0 K: 1 S: 5	H: 0 LOB: 0 BB: 0 P: 5	R: 0 E: 0 K: 0 S: 3	H: 0 LOB: 0 BB: 0 P: 3	R: 0 E: 0 K: 0 S: 3	H: 0 LOB: 1 BB: 0 P: 4	R: 3 E: 0 K: 2 S: 10	H: 3 LOB: 2 BB: 1 P: 15	R: 1 E: 0 K: 2 S: 9	H: 2 LOB: 1 BB: 0 P: 9	1B: 6 2B: 2 3B: 0 HR: 1	SF: 1 SAC: 0 DP: 1 HBP: 2	WP: 1 PB: 0 SB: 0 CS: 1	PA: 40
<b>PITCHER</b>	IP WLS BF H R ER SO BB IBB HBP BLK WP HR S P ERA WHIP																			
Randy O'Neal, R ERA: 5.61 Larry McWilliams, L ERA: 6.23 Jim Acker, R ERA: 4.76 (1, 1) (2, 1) (7, 1)	1.2 L 12 4 5 5 0 0 5 0 0 0 0 0 1 20 26 5.79 0.643																			
	1.2 8 3 1 1 4 0 0 0 0 0 0 0 16 16 5.40 1.800																			



Batter	1	2	3	4	5	6	7	8	9	AB	R	H	RBI	BB	SO	LOB	TOP								
Dion James, L (1.8) OBP: 0.412, SLG: 0.454	0-0 HR		0-3 K		0-3 K		0-0 G6-4-3		0-0 1B	5	1	2	2	0	2	3									
Ken Oberkfell, L (1.5) OBP: 0.397, SLG: 0.403	0-0 1-3		0-0 3-1				0-0 5-3		0-0 1B	5	0	1	0	0	0	2									
Gerald Perry, L (1.3) OBP: 0.329, SLG: 0.367	0-3 K		0-0 1B				0-0 F9		0-0 L9	5	2	3	2	0	1	2									
Dale Murphy, R (1.9) OBP: 0.424, SLG: 0.581	0-0 6-3		0-0 L7				0-0 F9		0-0 HR	4	1	1	2	0	0	2									
Ken Griffey, L (1.7) OBP: 0.352, SLG: 0.479		4-0 BB		0-0 G3			4-0 2B		0-0 1-3	2	1	0	0	2	0	0									
Andres Thomas, R (1.6) OBP: 0.281, SLG: 0.326		0-0 G6-3		0-3 K			0-0 2B		0-0 6-3	4	0	1	2	0	1	1									
Ozzie Virgil, R (1.2) OBP: 0.309, SLG: 0.481		0-0 6-3		0-0 6-3			0-0 L6		0-0 F6	4	0	0	0	0	0	1									
Glenn Hubbard, R (1.4) OBP: 0.422, SLG: 0.445			0-0 SH		0-0 6-3		0-0 FC3-6		0-0 1B	4	2	3	0	0	0	0									
Doyle Alexander, R (1.1) OBP: 0.069, SLG: 0.036			0-0 SH		0-0 F8		0-0 FC3-6		0-3 K	3	1	0	0	0	1	2									
<b>Inning Stats</b>	R: 1 E: 0 K: 1 S: 6	H: 1 LOB: 0 BB: 0 P: 6	R: 0 E: 0 K: 0 S: 2	H: 0 LOB: 0 BB: 1 P: 6	R: 2 E: 0 K: 1 S: 8	H: 2 LOB: 1 BB: 0 P: 8	R: 0 E: 0 K: 1 S: 5	H: 0 LOB: 0 BB: 0 P: 5	R: 0 E: 0 K: 0 S: 5	H: 1 LOB: 0 BB: 0 P: 3	R: 2 E: 0 K: 0 S: 5	H: 2 LOB: 0 BB: 0 P: 5	R: 0 E: 0 K: 0 S: 3	H: 1 LOB: 0 BB: 0 P: 3	R: 2 E: 0 K: 0 S: 5	H: 2 LOB: 0 BB: 0 P: 5	R: 1 E: 0 K: 1 S: 8	H: 3 LOB: 2 BB: 0 P: 8	1B: 5 2B: 4 3B: 0 HR: 2	SF: 0 SAC: 1 DP: 2 HBP: 0	WP: 1 PB: 0 SB: 1 CS: 0	PA: 39			
<b>PITCHER</b>	IP	WLS	BF	H	R	ER	SO	BB	IBB	HBP	BLK	WP	HR	S	P	ERA	WHIP								
Dwight Gooden, R (1.1) ERA: 2.78	7.0	L	28	6	5	5	4	2	0	0	0	0	1	34	42	6.43	1.143								
Randy Myers, L (8.1) ERA: 5.21	2.0		11	5	3	3	1	0	0	0	0	1	1	13	13	13.50	2.500								

Atlanta Braves @ New York Mets  
Shea Stadium, Flushing, NY  
Tue Jul 21 1987, 7:05 PM EDT  
Att: 37,906 - Unknown

AB 36  
R 8  
H 11  
RBI 8  
BB 2  
SO 5  
LOB 13



Batter	1	2	3	4	5	6	7	8	9	AB	R	H	RBI	BB	SO	LOB	BOTTOM								
Lenny Dykstra, L (1.8) OBP: 0.344, SLG: 0.476	0-0 F9		0-0 G3		0-0 L7			0-0 6-3		4	0	0	0	0	0	0									
Wally Backman, S (1.4) OBP: 0.301, SLG: 0.290	0-0 F4		0-0 G3		0-0 F6			0-0 B2		4	0	0	0	0	0	0									
Keith Hernandez, L (1.3) OBP: 0.371, SLG: 0.427	4-0 HR		0-0 L8				0-0 L8		0-0 F8	3	1	0	0	1	0	0									
Darryl Strawberry, L (1.9) OBP: 0.395, SLG: 0.579	0-0 HR			0-0 E			0-0 L9		0-0 F8	4	2	2	2	0	0	0									
Kevin McReynolds, R (1.7) OBP: 0.335, SLG: 0.521	0-0 5-3			0-0 F9			0-0 2B		0-3 K	4	0	1	0	0	1	1									
Gary Carter, R (1.2) OBP: 0.296, SLG: 0.399		0-3 K		0-0 5-3			0-0 F4		0-0 1B	3	0	0	0	0	1	2									
Barry Lyons, R (9.2) OBP: 0.280, SLG: 0.355				1-2 K					0-0 1B	1	0	1	0	0	0	0									
Howard Johnson, S (1.5) OBP: 0.352, SLG: 0.513		1-0 HBP		0-0 E6			0-0 F9		0-0 F5	3	0	0	0	0	0	1									
Rafael Santana, R (1.6) OBP: 0.327, SLG: 0.386		0-0 F9		0-0 L4			0-0 F6			3	0	0	0	0	0	2									
Dwight Gooden, R (1.1) OBP: 0.179, SLG: 0.179		0-3 K			0-0 F8					2	0	0	0	0	1	1									
Dave Magadan, L (7, PH) OBP: 0.345, SLG: 0.404										1	0	0	0	0	0	0									
Randy Myers, L (8.1) OBP: 0.200, SLG: 0.200										0	0	0	0	0	0	0									
<b>Inning Stats</b>	R: 2 E: 0 K: 0 S: 4	H: 1 LOB: 1 BB: 1 P: 8	R: 0 E: 0 K: 2 S: 7	H: 0 LOB: 1 BB: 0 P: 8	R: 0 E: 0 K: 0 S: 3	H: 0 LOB: 0 BB: 0 P: 3	R: 1 E: 1 K: 0 S: 5	H: 1 LOB: 1 BB: 0 P: 5	R: 0 E: 0 K: 0 S: 3	H: 0 LOB: 0 BB: 0 P: 3	R: 0 E: 0 K: 0 S: 4	H: 1 LOB: 1 BB: 0 P: 4	R: 0 E: 0 K: 0 S: 3	H: 0 LOB: 0 BB: 0 P: 3	R: 0 E: 0 K: 1 S: 6	H: 1 LOB: 1 BB: 0 P: 6	1B: 2 2B: 1 3B: 0 HR: 1	SF: 0 SAC: 0 DP: 0 HBP: 1	WP: 0 PB: 0 SB: 1 CS: 0	PA: 34					
<b>PITCHER</b>	IP	WLS	BF	H	R	ER	SO	BB	IBB	HBP	BLK	WP	HR	S	P	ERA	WHIP								
Doyle Alexander, R (1.1) ERA: 3.38	9.0	W	34	4	3	2	3	1	0	1	0	0	1	38	43	2.00	0.556								

Atlanta Braves @ New York Mets  
Shea Stadium, Flushing, NY  
Tue Jul 21 1987, 7:05 PM EDT  
Att: 37,906 - Unknown

AB 32  
R 3  
H 4  
RBI 2  
BB 1  
SO 3  
LOB 7





Batter	1	2	3	4	5	6	7	8	9	AB	R	H	RBI	BB	SO	LOB	TOP			
Albert Hall, S OBP: 0.369, SLG: 0.403 (1, 8)	3-1		F5						FC6	4	0	1	0	1	0	2				
Ken Oberkfell, L OBP: 0.396, SLG: 0.401 (1, 5)	G3		F5							4	0	1	1	0	0	2				
Dion James, L Gene Garber, R OBP: 0.410, SLG: 0.451 (1, 7) (7, 1)				E5	F8					4	1	1	0	0	0	3				
Dale Murphy, R OBP: 0.422, SLG: 0.577 (1, 9)	CS			F2						4	0	1	0	0	0	1				
Gerald Perry, L OBP: 0.328, SLG: 0.365 (1, 3)				4-3						4	1	1	0	0	1	2				
Andres Thomas, R OBP: 0.284, SLG: 0.328 (1, 6)										4	0	2	1	0	0	1				
Bruce Benedict, R Ted Simmons, S OBP: 0.274, SLG: 0.186 (1, 2) (9, PH)				CS	5-3					3	0	0	0	0	0	2				
Glenn Hubbard, R OBP: 0.422, SLG: 0.449 (1, 4)										4	1	2	0	0	0	1				
Zane Smith, L Jeff Dedmon, L Graig Nettles, L Paul Assenmacher, L Ken Griffey, L OBP: 0.224, SLG: 0.239 (1, 1) (6, 1) OBP: 0.235, SLG: 0.346 (7, PH) (7, 1) (7, 1)										2	0	1	0	0	0	1				
<b>Inning Stats</b>	R: 0 E: 0 K: 0 S: 3	H: 1 LOB: 0 BB: 0 P: 3	R: 0 E: 0 K: 0 S: 4	H: 1 LOB: 1 BB: 0 P: 4	R: 0 E: 0 K: 0 S: 4	H: 1 LOB: 1 BB: 0 P: 4	R: 1 E: 1 K: 0 S: 4	H: 1 LOB: 0 BB: 0 P: 4	R: 1 E: 0 K: 0 S: 5	H: 2 LOB: 2 BB: 1 P: 9	R: 0 E: 0 K: 0 S: 4	H: 1 LOB: 0 BB: 0 P: 4	R: 0 E: 0 K: 1 S: 5	H: 0 LOB: 0 BB: 0 P: 5	R: 0 E: 0 K: 0 S: 4	H: 1 LOB: 1 BB: 0 P: 4	1B: 8 2B: 1 3B: 1 HR: 0	SF: 0 SAC: 0 DP: 0 HBP: 0	WP: 0 PB: 0 SB: 3 CS: 2	PA: 39
<b>PITCHER</b>	IP	WLS	BF	H	R	ER	SO	BB	IBB	HBP	BLK	WP	HR	S	P	ERA	WHIP			
Ron Darling, R ERA: 4.62 (1, 1)	6.0	W	26	8	3	2	0	1	0	0	0	0	0	25	29	3.00	1.500			
Roger McDowell, R ERA: 4.1 (7, 1)	3.0	S	11	2	0	0	1	0	0	0	0	0	0	13	13	0.00	0.667			

Atlanta Braves @ New York Mets  
Shea Stadium, Flushing, NY  
Wed Jul 22 1987, 3:33 AM EDT  
Att: 31,048 - Unknown

AB 36  
R 3  
H 10  
RBI 2  
BB 1  
SO 1  
LOB 16



Batter	1	2	3	4	5	6	7	8	9	AB	R	H	RBI	BB	SO	LOB	BOTTOM			
Mookie Wilson, S OBP: 0.352, SLG: 0.476 (1, 8)	3-1		4-3							5	0	0	0	0	1	3				
Tim Lincecum, R OBP: 0.422, SLG: 0.604 (1, 4)	6-3									4	1	2	0	0	0	0				
Keith Hernandez, L OBP: 0.375, SLG: 0.429 (1, 3)										3	1	2	0	1	0	0				
Darryl Strawberry, L OBP: 0.393, SLG: 0.575 (1, 9)	K									4	1	1	1	0	1	4				
Kevin McReynolds, R OBP: 0.334, SLG: 0.516 (1, 7)										3	0	0	0	1	1	4				
Barry Lyons, R OBP: 0.291, SLG: 0.354 (1, 2)										3	1	1	1	1	1	2				
Howard Johnson, S OBP: 0.348, SLG: 0.506 (1, 5)										4	0	0	0	0	0	5				
Rafael Santana, R OBP: 0.326, SLG: 0.384 (1, 6)										4	0	1	1	0	1	0				
Ron Darling, R Lee Mazzilli, S Roger McDowell, R OBP: 0.167, SLG: 0.225 (1, 1) (6, PH) OBP: 0.400, SLG: 0.444 (7, 1)										2	0	0	0	0	2	0				
<b>Inning Stats</b>	R: 0 E: 0 K: 1 S: 6	H: 1 LOB: 1 BB: 0 P: 6	R: 0 E: 0 K: 2 S: 7	H: 0 LOB: 0 BB: 0 P: 7	R: 0 E: 0 K: 1 S: 5	H: 0 LOB: 0 BB: 0 P: 5	R: 0 E: 1 K: 0 S: 4	H: 0 LOB: 3 BB: 2 P: 12	R: 0 E: 0 K: 1 S: 5	H: 0 LOB: 0 BB: 0 P: 5	R: 4 E: 0 K: 0 S: 9	H: 6 LOB: 6 BB: 0 P: 9	R: 0 E: 0 K: 0 S: 4	H: 1 LOB: 2 BB: 1 P: 8	R: 0 E: 0 K: 2 S: 8	H: 1 LOB: 1 BB: 0 P: 8	1B: 9 2B: 0 3B: 0 HR: 0	SF: 0 SAC: 0 DP: 0 HBP: 0	WP: 0 PB: 0 SB: 1 CS: 0	PA: 37
<b>PITCHER</b>	IP	WLS	BF	H	R	ER	SO	BB	IBB	HBP	BLK	WP	HR	S	P	ERA	WHIP			
Zane Smith, L ERA: 4.4 (1, 1)	5.1	L	24	5	4	4	5	2	0	0	0	0	0	4	4	0.00	3.000			
Paul Assenmacher, L ERA: 0.95 (7, 1)	0.1		3	1	0	0	0	1	0	0	0	0	0	2	6	0.00	6.000			
Gene Garber, R ERA: 3.74 (7, 1)	1.2		6	1	0	0	2	0	0	0	0	0	0	10	10	0.00	0.600			

Atlanta Braves @ New York Mets  
Shea Stadium, Flushing, NY  
Wed Jul 22 1987, 3:33 AM EDT  
Att: 31,048 - Unknown

AB 34  
R 4  
H 9  
RBI 4  
BB 3  
SO 7  
LOB 18





Batter	1	2	3	4	5	6	7	8	9	AB	R	H	RBI	BB	SO	LOB	TOP			
<b>Billy Hatcher, R</b> OBP: 0.370, SLG: 0.436 (1, 7)										4	0	0	0	0	1	1				
<b>Gerald Young, S</b> OBP: 0.250, SLG: 0.259 (1, 8)										4	1	1	0	0	0	0				
<b>Bill Doran, S</b> OBP: 0.344, SLG: 0.408 (1, 4) (8, 6)										4	0	1	0	0	0	0				
<b>Glenn Davis, R</b> OBP: 0.326, SLG: 0.481 (1, 3)										3	1	2	1	0	0	0				
<b>Kevin Bass, S</b> OBP: 0.329, SLG: 0.429 (1, 9)										3	0	0	1	0	0	1				
<b>Ken Caminiti, S</b> OBP: 0.406, SLG: 0.677 (1, 5)										4	0	1	0	0	1	3				
<b>Robbie Wine, R</b> OBP: 0.312, SLG: 0.364 (8, PH)										3	0	1	0	0	1	1	AB 31			
<b>Alan Ashby, S</b> OBP: 0.390, SLG: 0.476 (8, PH)										1	0	0	0	0	0	2	R 2			
<b>Craig Reynolds, L</b> OBP: 0.312, SLG: 0.364 (8, PH)										2	0	0	0	0	2	2	H 6			
<b>Jim Pankovits, R</b> OBP: 0.205, SLG: 0.139 (8, 4)										1	0	0	0	0	1	0	RBI 2			
<b>Nolan Ryan, R</b> OBP: 0.088, SLG: 0.152 (1, 1)										2	0	0	0	0	1	1	BB 1			
<b>Dave Meads, L</b> OBP: 0.300, SLG: 0.333 (6, 1)										0	0	0	0	0	0	0	SO 7			
<b>Charlie Kerfeld, R</b> OBP: 0.296, SLG: 0.348 (8, PH)										0	0	0	0	0	0	0	LOB 11			
<b>Davey Lopes, R</b> OBP: 0.296, SLG: 0.348 (8, PH)										0	0	0	0	1	0	0				
<b>Larry Andersen, R</b> OBP: 0.296, SLG: 0.348 (8, 1)										0	0	0	0	0	0	0				
<b>Inning Stats</b>	R: 0 E: 0 K: 1 S: 5	H: 0 LOB: 0 BB: 0 P: 5	R: 1 E: 0 K: 1 S: 7	H: 2 LOB: 1 BB: 0 P: 7	R: 0 E: 0 K: 1 S: 5	H: 0 LOB: 0 BB: 0 P: 5	R: 0 E: 0 K: 0 S: 3	H: 0 LOB: 0 BB: 0 P: 3	R: 0 E: 0 K: 2 S: 8	H: 1 LOB: 1 BB: 0 P: 8	R: 0 E: 0 K: 0 S: 3	H: 0 LOB: 0 BB: 0 P: 3	R: 0 E: 0 K: 0 S: 2	H: 0 LOB: 1 BB: 1 P: 11	R: 1 E: 0 K: 0 S: 6	H: 3 LOB: 2 BB: 0 P: 6	1B: 4 2B: 1 3B: 0 HR: 1	SF: 1 SAC: 0 DP: 0 HBP: 1	WP: 0 PB: 0 SB: 0 CS: 1	PA: 35
<b>PITCHER</b>	IP	WLS	BF	H	R	ER	SO	BB	IBB	HBP	BLK	WP	HR	S	P	ERA	WHIP			
<b>Sid Fernandez, L</b> ERA: 3.51	8.0	W	30	5	2	2	7	1	0	1	0	0	1	42	47	2.25	0.750			
<b>Roger McDowell, R</b> ERA: 4.01	1.0	S	4	1	0	0	0	0	0	0	0	0	0	4	4	0.00	1.000			

Houston Astros @ New York Mets  
Shea Stadium, Flushing, NY  
Fri Jul 24 1987, 7:05 PM EDT  
Unknown

AB 31  
R 2  
H 6  
RBI 2  
BB 1  
SO 7  
LOB 11



Batter	1	2	3	4	5	6	7	8	9	AB	R	H	RBI	BB	SO	LOB	BOTTOM			
<b>Lenny Dykstra, L</b> OBP: 0.347, SLG: 0.474 (1, 8)										3	0	1	1	1	0	1				
<b>Wally Backman, S</b> OBP: 0.300, SLG: 0.289 (1, 4)										4	0	1	1	0	0	3				
<b>Keith Hernandez, L</b> OBP: 0.376, SLG: 0.428 (1, 3)										3	1	1	0	1	0	1				
<b>Darryl Strawberry, L</b> OBP: 0.397, SLG: 0.579 (1, 9)										3	1	2	0	1	0	0				
<b>Lee Mazzilli, S</b> OBP: 0.423, SLG: 0.512 (1, 7)										2	1	0	0	2	1	2				
<b>Gary Carter, R</b> OBP: 0.293, SLG: 0.394 (1, 2)										4	0	0	0	0	2	6				
<b>Howard Johnson, S</b> OBP: 0.344, SLG: 0.502 (1, 5)										3	0	0	1	0	0	4				
<b>Bill Almon, R</b> OBP: 0.333, SLG: 0.300 (1, 6)										2	2	1	0	2	0	1				
<b>Rafael Santana, R</b> OBP: 0.326, SLG: 0.384 (9, 6)										0	0	0	0	0	0	0				
<b>Sid Fernandez, L</b> OBP: 0.184, SLG: 0.222 (1, 1)										1	0	0	0	0	0	1				
<b>Roger McDowell, R</b> OBP: 0.400, SLG: 0.444 (9, 1)										0	0	0	0	0	0	0				
<b>Inning Stats</b>	R: 0 E: 0 K: 0 S: 3	H: 0 LOB: 0 BB: 0 P: 3	R: 0 E: 0 K: 0 S: 3	H: 0 LOB: 1 BB: 1 P: 7	R: 1 E: 0 K: 0 S: 4	H: 1 LOB: 1 BB: 1 P: 8	R: 0 E: 0 K: 2 S: 7	H: 1 LOB: 0 BB: 0 P: 7	R: 1 E: 0 K: 0 S: 5	H: 2 LOB: 1 BB: 0 P: 5	R: 0 E: 0 K: 1 S: 4	H: 0 LOB: 2 BB: 3 P: 16	R: 0 E: 0 K: 0 S: 2	H: 0 LOB: 1 BB: 2 P: 10	R: 3 E: 2 K: 0 S: 7	H: 2 LOB: 1 BB: 0 P: 7	1B: 5 2B: 1 3B: 0 HR: 0	SF: 1 SAC: 3 DP: 2 HBP: 0	WP: 0 PB: 0 SB: 2 CS: 1	PA: 36
<b>PITCHER</b>	IP	WLS	BF	H	R	ER	SO	BB	IBB	HBP	BLK	WP	HR	S	P	ERA	WHIP			
<b>Nolan Ryan, R</b> ERA: 3.2	5.0	L	22	4	2	2	2	4	0	0	0	0	0	0	4	3.60	1.600			
<b>Dave Meads, L</b> ERA: 5.09	0.0		1	0	0	0	0	1	0	0	0	0	0	0	4	∞	∞			
<b>Charlie Kerfeld, R</b> ERA: 6.86	2.0		6	0	0	0	1	2	0	0	0	0	0	6	14	0.00	1.000			
<b>Larry Andersen, R</b> ERA: 3.05	1.0		7	2	3	0	0	0	0	0	0	0	0	7	7	0.00	2.000			

Houston Astros @ New York Mets  
Shea Stadium, Flushing, NY  
Fri Jul 24 1987, 7:05 PM EDT  
Unknown

AB 25  
R 5  
H 6  
RBI 3  
BB 7  
SO 3  
LOB 19





Batter	1	2	3	4	5	6	7	8	9	AB	R	H	RBI	BB	SO	LOB	TOP									
<b>Billy Hatcher, R</b> OBP: 0.370, SLG: 0.434										4	1	1	0	1	2	3										
<b>Bill Doran, S</b> OBP: 0.343, SLG: 0.408										5	1	1	1	0	0	3										
<b>Denny Walling, L</b> OBP: 0.360, SLG: 0.443										4	1	1	0	0	0	1										
<b>Glenn Davis, R</b> OBP: 0.325, SLG: 0.481										4	1	1	2	0	0	0										
<b>Alan Ashby, S</b> OBP: 0.392, SLG: 0.474										3	0	1	1	1	0	0										
<b>Jose Cruz, L</b> OBP: 0.314, SLG: 0.413										4	0	0	0	0	0	2										
<b>Dave Smith, R</b> OBP: 0.667, SLG: 0.500										0	0	0	0	0	0	0										
<b>Ken Caminiti, S</b> OBP: 0.389, SLG: 0.657										4	0	1	0	0	1	3										
<b>Craig Reynolds, L</b> OBP: 0.316, SLG: 0.362										1	0	0	0	2	1	1										
<b>Jim Pankovits, R</b> OBP: 0.225, SLG: 0.162										1	0	1	0	0	0	0										
<b>Bob Knepper, L</b> OBP: 0.102, SLG: 0.167										0	0	0	0	0	0	0										
<b>Terrence Long, L</b> OBP: 0.247, SLG: 0.341										1	0	0	0	0	0	2										
<b>Davey Lopes, R</b> OBP: 0.295, SLG: 0.333										0	0	0	0	0	0	1										
<b>Dave Meads, L</b> OBP: 0.500, SLG: 0.333										0	0	0	0	0	0	0										
<b>Kevin Bass, S</b> OBP: 0.331, SLG: 0.430										1	0	1	0	0	0	0										
<b>Inning Stats</b>	R: 2 E: 2 K: 0 S: 6	H: 3 LOB: 2 BB: 1 P: 10	R: 0 E: 0 K: 0 S: 2	H: 0 LOB: 0 BB: 1 P: 6	R: 0 E: 0 K: 0 S: 3	H: 0 LOB: 0 BB: 0 P: 3	R: 0 E: 0 K: 1 S: 5	H: 0 LOB: 2 BB: 2 P: 13	R: 2 E: 0 K: 0 S: 5	H: 2 LOB: 0 BB: 0 P: 5	R: 0 E: 0 K: 1 S: 6	H: 1 LOB: 1 BB: 0 P: 6	R: 0 E: 0 K: 1 S: 5	H: 0 LOB: 0 BB: 0 P: 5	R: 0 E: 0 K: 0 S: 3	H: 0 LOB: 0 BB: 0 P: 3	R: 0 E: 0 K: 1 S: 7	H: 2 LOB: 2 BB: 0 P: 7	1B: 4 2B: 5 3B: 0 HR: 0	SF: 0 SAC: 1 DP: 2 HBP: 0	WP: 0 PB: 0 SB: 0 CS: 0	PA: 38				
<b>PITCHER</b>	IP	WLS	BF	H	R	ER	SO	BB	IBB	HBP	BLK	WP	HR	S	P	ERA	WHIP									
<b>John Mitchell, R</b> ERA: 4.13	(1, 1)	5.0	W	23	5	4	4	1	4	0	0	0	0	0	21	37	7.20	1.800								
<b>Randy Myers, L</b> ERA: 4.35	(6, 1)	2.0		7	1	0	0	2	0	0	0	0	0	11	11	0.00	0.500									
<b>Jesse Orosco, L</b> ERA: 4.43	(8, 1)	2.0	S	8	2	0	0	1	0	0	0	0	0	10	10	0.00	1.000									

**Houston Astros @ New York Mets**  
Shea Stadium, Flushing, NY  
Fri Jul 24, 1987, 7:05 PM EDT  
Att: 44,370 - Unknown

AB	33
R	4
H	8
RBI	4
BB	4
SO	4
LOB	16



Batter	1	2	3	4	5	6	7	8	9	AB	R	H	RBI	BB	SO	LOB	BOTTOM									
<b>Lenny Dykstra, L</b> OBP: 0.342, SLG: 0.467										4	0	0	0	0	0	1										
<b>Mookie Wilson, S</b> OBP: 0.381, SLG: 0.481										4	4	3	0	1	0	0										
<b>Dave Magadan, L</b> OBP: 0.373, SLG: 0.433										5	1	5	1	0	0	0										
<b>Kevin McReynolds, R</b> OBP: 0.332, SLG: 0.512										3	0	0	1	1	0	4										
<b>Tim Teufel, R</b> OBP: 0.429, SLG: 0.633										3	1	3	4	0	0	0										
<b>Barry Lyons, R</b> OBP: 0.289, SLG: 0.361										4	0	1	0	0	1	3										
<b>Howard Johnson, S</b> OBP: 0.349, SLG: 0.512										3	1	2	1	1	1	1										
<b>Jesse Orosco, R</b>										0	0	0	0	0	0	0										
<b>Rafael Santana, R</b> OBP: 0.325, SLG: 0.382										4	0	1	0	0	1	4										
<b>John Mitchell, R</b> OBP: 0.083, SLG: 0.125										2	0	0	0	0	1	3										
<b>Wally Backman, S</b> OBP: 0.299, SLG: 0.288										1	0	0	0	0	0	1										
<b>Randy Myers, L</b> OBP: 0.200, SLG: 0.200										0	0	0	0	0	0	0										
<b>Keith Hernandez, L</b> OBP: 0.378, SLG: 0.430										1	0	1	0	0	0	0										
<b>Inning Stats</b>	R: 1 E: 0 K: 0 S: 6	H: 3 LOB: 2 BB: 0 P: 6	R: 0 E: 0 K: 1 S: 5	H: 0 LOB: 1 BB: 1 P: 9	R: 3 E: 0 K: 0 S: 7	H: 4 LOB: 2 BB: 1 P: 11	R: 1 E: 0 K: 0 S: 4	H: 2 LOB: 1 BB: 1 P: 8	R: 1 E: 0 K: 0 S: 4	H: 2 LOB: 0 BB: 0 P: 4	R: 0 E: 0 K: 0 S: 4	H: 1 LOB: 1 BB: 0 P: 4	R: 0 E: 0 K: 3 S: 10	H: 1 LOB: 1 BB: 0 P: 10	R: 1 E: 0 K: 0 S: 5	H: 3 LOB: 1 BB: 0 P: 5	1B: 13 2B: 2 3B: 0 HR: 2	SF: 2 SAC: 1 DP: 2 HBP: 0	WP: 0 PB: 0 SB: 1 CS: 0	PA: 40						
<b>PITCHER</b>	IP	WLS	BF	H	R	ER	SO	BB	IBB	HBP	BLK	WP	HR	S	P	ERA	WHIP									
<b>Bob Knepper, L</b> ERA: 6.23	(1, 1)	3.0	L	18	7	4	4	1	2	0	0	0	0	1	18	26	12.00	3.000								
<b>Rocky Childress, R</b> ERA: 2.91	(4, 1)	2.0		9	4	2	2	0	1	0	0	0	0	1	8	12	9.00	2.500								
<b>Dave Meads, L</b> ERA: 4.97	(6, 1)	2.2		12	5	1	1	3	0	0	0	0	0	18	18	3.38	1.875									
<b>Dave Smith, R</b> ERA: 0.95	(8, 1)	0.1		1	0	0	0	0	0	0	0	0	0	1	1	0.00	0.000									

**Houston Astros @ New York Mets**  
Shea Stadium, Flushing, NY  
Fri Jul 24, 1987, 7:05 PM EDT  
Att: 44,370 - Unknown

AB	34
R	7
H	16
RBI	7
BB	3
SO	4
LOB	17









Batter	1	2	3	4	5	6	7	8	9	AB	R	H	RBI	BB	SO	LOB	TOP								
<b>Billy Hatcher, R</b> OBP: 0.380, SLG: 0.451 (1, 8)										3	1	3	3	1	0	0									
<b>Bill Doran, S</b> OBP: 0.346, SLG: 0.408 (1, 4)										4	0	1	0	1	0	2									
<b>Denny Walling, L</b> OBP: 0.359, SLG: 0.450 (1, 7)										4	0	0	0	1	1	3									
<b>Glenn Davis, R</b> OBP: 0.324, SLG: 0.486 <b>Dave Smith, R</b> OBP: 0.697, SLG: 0.500 (8, 1)										4	0	1	0	0	0	3									
<b>Alan Ashby, S</b> OBP: 0.391, SLG: 0.468 (1, 2)										3	1	0	0	1	1	1									
<b>Kevin Bass, S</b> OBP: 0.329, SLG: 0.429 (1, 9)										4	0	2	0	0	0	0									
<b>Ken Caminiti, S</b> OBP: 0.341, SLG: 0.571 (1, 5)										3	1	1	1	0	0	1									
<b>Craig Reynolds, L</b> OBP: 0.311, SLG: 0.355 <b>Davey Lopes, R</b> OBP: 0.333, SLG: 0.360 <b>Jim Pankovits, R</b> OBP: 0.225, SLG: 0.162 (9, PH)										3	0	0	0	0	0	2									
<b>Danny Darwin, R</b> OBP: 0.167, SLG: 0.196 <b>Jose Cruz, L</b> OBP: 0.313, SLG: 0.411 <b>Charlie Kerfeld, R</b> (7, PH)										2	0	0	0	0	2	1									
<b>Dave Meads, L</b> OBP: 0.500, SLG: 0.333 <b>Gerald Young, S</b> OBP: 0.292, SLG: 0.273 (8, 8)										1	1	1	1	0	0	0									
<b>Inning Stats</b>	R: 0 E: 1 K: 0 S: 4	H: 1 LOB: 1 BB: 0 P: 4	R: 0 E: 0 K: 0 S: 3	H: 0 LOB: 0 BB: 0 P: 3	R: 0 E: 0 K: 1 S: 4	H: 0 LOB: 0 BB: 1 P: 8	R: 0 E: 0 K: 2 S: 8	H: 1 LOB: 1 BB: 0 P: 8	R: 0 E: 0 K: 1 S: 6	H: 1 LOB: 1 BB: 0 P: 6	R: 0 E: 0 K: 0 S: 2	H: 0 LOB: 1 BB: 1 P: 7	R: 1 E: 0 K: 0 S: 4	H: 1 LOB: 1 BB: 1 P: 8	R: 0 E: 1 K: 0 S: 4	H: 2 LOB: 1 BB: 0 P: 4	R: 4 E: 0 K: 0 S: 7	H: 4 LOB: 1 BB: 1 P: 11	1B: 8 2B: 1 3B: 0 HR: 1	SF: 1 SAC: 0 DP: 1 HBP: 1	WP: 0 PB: 0 SB: 2 CS: 1	PA: 40			
<b>PITCHER</b>	IP	WLS	BF	H	R	ER	SO	BB	IBB	HBP	BLK	WP	HR	S	P	ERA	WHIP								
<b>Dwight Gooden, R</b> ERA: 2.62 <b>Jesse Orosco, L</b> ERA: 5.12	(1, 1)	8.0	31	6	1	1	4	3	0	1	0	0	0	35	48	1.12	1.125								
<b>PITCHER</b>	IP	WLS	BF	H	R	ER	SO	BB	IBB	HBP	BLK	WP	HR	S	P	ERA	WHIP								

Houston Astros @ New York Mets  
Shea Stadium, Flushing, NY  
Sun Jul 26 1987, 3:33 AM EDT  
Att: 43,554 - Unknown

AB	33
R	5
H	10
RBI	5
BB	4
SO	4
LOB	14



Batter	1	2	3	4	5	6	7	8	9	AB	R	H	RBI	BB	SO	LOB	BOTTOM								
<b>Lenny Dykstra, L</b> OBP: 0.345, SLG: 0.464 (1, 8)										3	2	0	0	2	0	1									
<b>Wally Backman, S</b> OBP: 0.296, SLG: 0.282 (1, 4)										2	0	0	0	1	0	0									
<b>Keith Hernandez, L</b> OBP: 0.379, SLG: 0.431 (1, 3)										4	0	2	1	0	0	2									
<b>Darryl Strawberry, L</b> OBP: 0.396, SLG: 0.571 (1, 9)										4	0	1	0	0	2	2									
<b>Kevin McReynolds, R</b> OBP: 0.333, SLG: 0.516 (1, 7)										3	0	1	1	1	0	0									
<b>Howard Johnson, S</b> OBP: 0.351, SLG: 0.511 (1, 5)										3	0	1	0	1	2	5									
<b>Barry Lyons, R</b> OBP: 0.277, SLG: 0.345 (1, 2)										4	0	0	0	0	1	1									
<b>Rafael Santana, R</b> OBP: 0.322, SLG: 0.381 <b>Dave Magadan, L</b> OBP: 0.382, SLG: 0.459 (9, PH)										3	0	0	0	0	0	1									
<b>Dwight Gooden, R</b> OBP: 0.167, SLG: 0.167 <b>Lee Mazzilli, S</b> OBP: 0.415, SLG: 0.500 <b>Jesse Orosco, R</b> (8, PH)										2	0	0	0	0	1	0									
<b>Mookie Wilson, S</b> OBP: 0.352, SLG: 0.469 (9, PH)										1	0	0	0	0	1	1									
<b>Inning Stats</b>	R: 0 E: 0 K: 0 S: 3	H: 0 LOB: 0 BB: 0 P: 3	R: 0 E: 0 K: 1 S: 5	H: 1 LOB: 0 BB: 0 P: 5	R: 0 E: 0 K: 1 S: 5	H: 0 LOB: 0 BB: 0 P: 5	R: 1 E: 0 K: 2 S: 9	H: 2 LOB: 2 BB: 1 P: 13	R: 0 E: 0 K: 0 S: 3	H: 0 LOB: 0 BB: 0 P: 3	R: 0 E: 0 K: 0 S: 4	H: 1 LOB: 1 BB: 0 P: 4	R: 0 E: 0 K: 1 S: 5	H: 0 LOB: 1 BB: 1 P: 9	R: 1 E: 0 K: 1 S: 6	H: 1 LOB: 3 BB: 3 P: 18	R: 0 E: 0 K: 1 S: 6	H: 1 LOB: 1 BB: 0 P: 6	1B: 4 2B: 2 3B: 0 HR: 0	SF: 0 SAC: 1 DP: 0 HBP: 0	WP: 0 PB: 0 SB: 2 CS: 1	PA: 38			
<b>PITCHER</b>	IP	WLS	BF	H	R	ER	SO	BB	IBB	HBP	BLK	WP	HR	S	P	ERA	WHIP								
<b>Danny Darwin, R</b> ERA: 3.29 <b>Charlie Kerfeld, R</b> ERA: 6.89 <b>Dave Meads, L</b> ERA: 4.93 <b>Dave Smith, R</b> ERA: 0.89	(1, 1)	1.1	7	0	1	1	1	3	0	0	0	0	0	6	18	6.75	2.250								
<b>PITCHER</b>	IP	WLS	BF	H	R	ER	SO	BB	IBB	HBP	BLK	WP	HR	S	P	ERA	WHIP								

Houston Astros @ New York Mets  
Shea Stadium, Flushing, NY  
Sun Jul 26 1987, 3:33 AM EDT  
Att: 43,554 - Unknown

AB	31
R	2
H	6
RBI	2
BB	5
SO	7
LOB	13





Batter	1	2	3	4	5	6	7	8	9	AB	R	H	RBI	BB	SO	LOB	TOP		
Mookie Wilson, S OBP: 0.352, SLG: 0.463 (1, 8)	F7					F9		FC4-2 1B	K	5	0	1	0	1	1	4			
Tim Lincecum, R OBP: 0.430, SLG: 0.614 (1, 4)	F FC4 BB	K			6-3		G3 WP 1B BB	FC4-2 1B	K	4	2	1	2	2	2	4			
Keith Hernandez, L OBP: 0.382, SLG: 0.431 (1, 3)	E2 FC4 BB			2B 1B		1B BB		FC4-2		3	1	1	0	2	1	3			
Darryl Strawberry, L OBP: 0.393, SLG: 0.565 (1, 9)	FC4 1B		K			FC5-4 1B	G3	F2		5	0	1	1	0	1	5			
Kevin McReynolds, R OBP: 0.334, SLG: 0.514 Roger McDowell, R OBP: 0.400, SLG: 0.444 (1, 7) (8, 1)			F4			FC5-4 1B		K		5	0	2	1	0	1	5			
Gary Carter, R OBP: 0.297, SLG: 0.411 (1, 2)	F9						5-3			5	1	3	1	0	0	2			
Howard Johnson, S OBP: 0.352, SLG: 0.508 (1, 5)			F8							4	0	1	1	1	1	2			
Rafael Santana, R OBP: 0.322, SLG: 0.381 Lenny Dykstra, L OBP: 0.411, SLG: 0.462 (8, PH) (8, 8)		FC6-5 BLK 1B		4-3		FC6-4 1-2			6-3	3	0	1	0	0	0	1			
Ron Darling, R OBP: 0.178, SLG: 0.233 Lee Mazzilli, S OBP: 0.411, SLG: 0.494 Bill Almon, R OBP: 0.345, SLG: 0.300 (1, 1) (8, PH) (8, 6)		FC6-5 1B WP		6-3		E8 1-3 1B		E7 1-3 1B		3	0	1	0	0	0	1			
<b>Inning Stats</b>	R: 1 E: 1 K: 0 S: 4	H: 1 LOB: 2 BB: 2 P: 12	R: 0 E: 0 K: 1 S: 7	H: 2 LOB: 2 BB: 0 P: 7	R: 1 E: 0 K: 1 S: 6	H: 2 LOB: 1 BB: 0 P: 6	R: 0 E: 0 K: 1 S: 5	H: 0 LOB: 0 BB: 0 P: 5	R: 0 E: 0 K: 0 S: 4	H: 1 LOB: 2 BB: 1 P: 8	R: 1 E: 0 K: 1 S: 7	H: 2 LOB: 2 BB: 1 P: 11	R: 2 E: 1 K: 1 S: 7	H: 1 LOB: 2 BB: 2 P: 15	R: 1 E: 0 K: 2 S: 9	H: 2 LOB: 2 BB: 1 P: 13	1B: 10 2B: 2 3B: 0 HR: 0	SF: 0 SAC: 0 DP: 0 HBP: 0	WP: 2 PA: 47
<b>PITCHER</b>	IP WLS BF H R ER SO BB IBB HBP BLK WP HR S P ERA WHIP	IP WLS BF H R ER SO BB IBB HBP BLK WP HR S P ERA WHIP	IP WLS BF H R ER SO BB IBB HBP BLK WP HR S P ERA WHIP	IP WLS BF H R ER SO BB IBB HBP BLK WP HR S P ERA WHIP	IP WLS BF H R ER SO BB IBB HBP BLK WP HR S P ERA WHIP	IP WLS BF H R ER SO BB IBB HBP BLK WP HR S P ERA WHIP	IP WLS BF H R ER SO BB IBB HBP BLK WP HR S P ERA WHIP	IP WLS BF H R ER SO BB IBB HBP BLK WP HR S P ERA WHIP	IP WLS BF H R ER SO BB IBB HBP BLK WP HR S P ERA WHIP	IP WLS BF H R ER SO BB IBB HBP BLK WP HR S P ERA WHIP	IP WLS BF H R ER SO BB IBB HBP BLK WP HR S P ERA WHIP	IP WLS BF H R ER SO BB IBB HBP BLK WP HR S P ERA WHIP	IP WLS BF H R ER SO BB IBB HBP BLK WP HR S P ERA WHIP	IP WLS BF H R ER SO BB IBB HBP BLK WP HR S P ERA WHIP	IP WLS BF H R ER SO BB IBB HBP BLK WP HR S P ERA WHIP	IP WLS BF H R ER SO BB IBB HBP BLK WP HR S P ERA WHIP	IP WLS BF H R ER SO BB IBB HBP BLK WP HR S P ERA WHIP	IP WLS BF H R ER SO BB IBB HBP BLK WP HR S P ERA WHIP	IP WLS BF H R ER SO BB IBB HBP BLK WP HR S P ERA WHIP

New York Mets @ St. Louis Cardinals  
 Busch Stadium, St. Louis, MO  
 Tue Jul 28 1987, 7:05 PM CDT  
 Att: 47,296 - Unknown

AB 39  
 R 6  
 H 12  
 RBI 6  
 BB 8  
 SO 7  
 LOB 29



Batter	1	2	3	4	5	6	7	8	9	AB	R	H	RBI	BB	SO	LOB	BOTTOM		
Vince Coleman, S OBP: 0.372, SLG: 0.329 (1, 7)	F7			3B 1B	L6		K			4	1	1	0	0	1	2			
Ozzie Smith, S OBP: 0.390, SLG: 0.366 José Oquendo, S OBP: 0.434, SLG: 0.393 (1, 6) (9, 6)	4-3			FC3-2 3B	S BB			4-3		3	0	1	1	1	0	0			
Tom Herr, S OBP: 0.352, SLG: 0.327 (1, 4)	4-3			FC3-2 3B BB	5-3			FC5-4 BB		3	1	0	0	1	0	3			
Jack Clark, R OBP: 0.462, SLG: 0.631 (1, 3)		K		3B BB			L1-3 1B	FC5-4		3	1	1	0	1	1				
Willie McGee, S OBP: 0.327, SLG: 0.451 (1, 8)		K		F8			F5	6-3		4	0	0	0	0	1	4			
Terry Pendleton, S OBP: 0.377, SLG: 0.427 (1, 5)	L4			1B 3B			L1-3		F7	4	1	1	2	0	0	1			
Curt Ford, L OBP: 0.350, SLG: 0.455 (1, 9)				G3	PO S 1B		F7		5-3	4	0	1	1	0	0	0			
Tony Peña, R OBP: 0.310, SLG: 0.320 (1, 2)				6-3	PO		K		4-3	4	0	1	0	0	1	0			
Joe Magrane, R OBP: 0.097, SLG: 0.100 Todd Worrell, R OBP: 0.200, SLG: 0.200 Ken Dayley, L OBP: 0.396 (1, 1) (7, 1) (8, 1)				L5						2	0	0	0	0	0	1			
<b>Inning Stats</b>	R: 0 E: 0 K: 0 S: 3	H: 0 LOB: 0 BB: 0 P: 3	R: 0 E: 0 K: 2 S: 7	H: 0 LOB: 0 BB: 0 P: 7	R: 0 E: 0 K: 0 S: 3	H: 0 LOB: 0 BB: 0 P: 3	R: 4 E: 0 K: 0 S: 6	H: 4 LOB: 0 BB: 1 P: 10	R: 0 E: 0 K: 0 S: 4	H: 1 LOB: 2 BB: 1 P: 8	R: 0 E: 0 K: 2 S: 8	H: 1 LOB: 1 BB: 0 P: 8	R: 0 E: 1 K: 0 S: 3	H: 0 LOB: 1 BB: 1 P: 7	R: 0 E: 0 K: 0 S: 3	H: 0 LOB: 0 BB: 0 P: 3	1B: 4 2B: 1 3B: 3 HR: 0	SF: 0 SAC: 0 DP: 1 HBP: 0	WP: 0 PA: 36
<b>PITCHER</b>	IP WLS BF H R ER SO BB IBB HBP BLK WP HR S P ERA WHIP	IP WLS BF H R ER SO BB IBB HBP BLK WP HR S P ERA WHIP	IP WLS BF H R ER SO BB IBB HBP BLK WP HR S P ERA WHIP	IP WLS BF H R ER SO BB IBB HBP BLK WP HR S P ERA WHIP	IP WLS BF H R ER SO BB IBB HBP BLK WP HR S P ERA WHIP	IP WLS BF H R ER SO BB IBB HBP BLK WP HR S P ERA WHIP	IP WLS BF H R ER SO BB IBB HBP BLK WP HR S P ERA WHIP	IP WLS BF H R ER SO BB IBB HBP BLK WP HR S P ERA WHIP	IP WLS BF H R ER SO BB IBB HBP BLK WP HR S P ERA WHIP	IP WLS BF H R ER SO BB IBB HBP BLK WP HR S P ERA WHIP	IP WLS BF H R ER SO BB IBB HBP BLK WP HR S P ERA WHIP	IP WLS BF H R ER SO BB IBB HBP BLK WP HR S P ERA WHIP	IP WLS BF H R ER SO BB IBB HBP BLK WP HR S P ERA WHIP	IP WLS BF H R ER SO BB IBB HBP BLK WP HR S P ERA WHIP	IP WLS BF H R ER SO BB IBB HBP BLK WP HR S P ERA WHIP	IP WLS BF H R ER SO BB IBB HBP BLK WP HR S P ERA WHIP	IP WLS BF H R ER SO BB IBB HBP BLK WP HR S P ERA WHIP	IP WLS BF H R ER SO BB IBB HBP BLK WP HR S P ERA WHIP	IP WLS BF H R ER SO BB IBB HBP BLK WP HR S P ERA WHIP

New York Mets @ St. Louis Cardinals  
 Busch Stadium, St. Louis, MO  
 Tue Jul 28 1987, 7:05 PM CDT  
 Att: 47,296 - Unknown

AB 32  
 R 4  
 H 7  
 RBI 4  
 BB 3  
 SO 4  
 LOB 12





Batter	1	2	3	4	5	6	7	8	9	10	AB	R	H	RBI	BB	SO	LOB	TOP				
Mookie Wilson, S OBP: 0.349, SLG: 0.458 (1, 8)	5-3		F9	E1		1-3			SH5-4 1B		5	0	1	0	0	0	0	<b>New York Mets @ St. Louis Cardinals</b> Busch Stadium, St. Louis, MO Wed Jul 29 1987, 7:05 PM CDT Att: 45,781 - Unknown				
Tim Lincecum, R OBP: 0.432, SLG: 0.615 (1, 4)	6-3		2B			K			SH5-4		3	1	1	0	1	1	0					
Keith Hernandez, L OBP: 0.382, SLG: 0.433 (1, 3)	4-3		WP 2B			K			6-3		5	0	2	1	0	1	3					
Darryl Strawberry, L OBP: 0.393, SLG: 0.570 (1, 9)		HR	FC6-4 BB			F6			K		4	1	1	1	1	1	2					
Kevin McReynolds, R OBP: 0.332, SLG: 0.510 (1, 7)	4-3		FC6-4 BB			4-3			F1		5	1	1	0	0	0	3					
Gary Carter, R OBP: 0.238, SLG: 0.411 (1, 2)	5-3								K		5	1	2	0	0	1	2					
Howard Johnson, S OBP: 0.358, SLG: 0.521 (1, 5)			FC4-6 1B								5	1	4	2	0	0	0					
Rafael Santana, R OBP: 0.317, SLG: 0.375 Bill Almon, R OBP: 0.339, SLG: 0.294 (10, PH) (10, 6)	4-3		FC4-6 1B			4-3			F9		4	1	0	0	0	0	5					
Sid Fernandez, L OBP: 0.179, SLG: 0.218 Wally Backlund, S OBP: 0.282, SLG: 0.281 Terry Leach, R OBP: 0.307, SLG: 0.465 Jesse Orosco, R OBP: 0.388, SLG: 0.384 Lenny Dykstra, L OBP: 0.362, SLG: 0.480 Roger McDowell, R OBP: 0.302, SLG: 0.400 (1, 11) (6, PH) (6, 1) (7, 1) (8, PH) (8, 1)			1-3			1-3					1	0	0	0	0	0	0					
Inning Stats	R: 0 E: 0 K: 0 S: 3	H: 0 LOB: 0 BB: 0 P: 3	R: 1 E: 0 K: 0 S: 5	H: 2 LOB: 1 BB: 0 P: 5	R: 1 E: 0 K: 0 S: 5	H: 2 LOB: 2 BB: 1 P: 9	R: 2 E: 1 K: 1 S: 8	H: 2 LOB: 2 BB: 1 P: 12	R: 0 E: 0 K: 1 S: 5	H: 0 LOB: 0 BB: 0 P: 5	R: 0 E: 0 K: 2 S: 8	H: 1 LOB: 1 BB: 0 P: 8	R: 0 E: 0 K: 0 S: 3	H: 0 LOB: 0 BB: 0 P: 3	R: 0 E: 0 K: 0 S: 4	H: 1 LOB: 1 BB: 0 P: 4	R: 2 E: 0 K: 0 S: 5		H: 2 LOB: 0 BB: 0 P: 5	1B: 8 2B: 2 3B: 0 HR: 2	SF: 0 SAC: 2 DP: 0 HBP: 0	WP: 2 PB: 0 SB: 0 CS: 0
PITCHER	IP	WLS	BF	H	R	ER	SO	BB	IBB	HBP	BLK	WP	HR	S	P	ERA	WHIP					
Ricky Horton, L ERA: 3.63 Bill Dawley, R ERA: 4.01 Pat Perry, L ERA: 4.18	(1, 1) (6, 1) (9, 1)	5.0 3.1 1.2	26 12 7	8 2 2	4 0 2	3 0 2	1 3 0	2 0 0	0 0 0	0 0 0	1 0 0	2 0 0	1 0 1	26 18 7	34 18 7	5.40 0.00 10.80	2.000 0.600 1.200					

AB	41
R	6
H	12
RBI	4
BB	2
SO	4
LOB	15



Batter	1	2	3	4	5	6	7	8	9	10	AB	R	H	RBI	BB	SO	LOB	BOTTOM						
Vince Coleman, S OBP: 0.373, SLG: 0.328 (1, 7)	HBP		F8			E5 2B			6-3		4	2	1	0	0	0	0	<b>New York Mets @ St. Louis Cardinals</b> Busch Stadium, St. Louis, MO Wed Jul 29 1987, 7:05 PM CDT Att: 45,781 - Unknown						
Tom Herr, S OBP: 0.361, SLG: 0.342 (1, 4)	BB		2B			1B 2B			2B 4-3 1B		4	2	4	2	1	0	0							
Terry Pendleton, S OBP: 0.377, SLG: 0.430 (1, 5)	K		F3			1B 1B			F8		5	0	2	1	0	1	4							
Jack Clark, R OBP: 0.454, SLG: 0.631 Steve Lake, R OBP: 0.311, SLG: 0.380 John Morris, S OBP: 0.346, SLG: 0.465 Ozzie Smith, S OBP: 0.388, SLG: 0.384 (1, 3) (5, 2) (7, PH) (7, PH) (8, 6)	IBB					1B 1B			4-3		0	0	0	0	2	0	0							
Willie McCee, S OBP: 0.323, SLG: 0.445 (1, 8)	G6-4-3		4-3			K			F9		5	0	0	0	0	1	8							
Jim Lindeman, R OBP: 0.216, SLG: 0.352 (1, 9) (8, 3)			F3			5-3			4-3		5	0	1	0	0	0	3							
Tony Peña, R OBP: 0.307, SLG: 0.317 (1, 2) (5, 3) (8, 2)	1B					1-3			3-1		5	0	1	0	0	0	2							
José Quiendo, S OBP: 0.428, SLG: 0.384 (1, 6) (8, 9)	P8					K			4-3		4	0	0	0	0	1	1							
Pat Perry, L OBP: 0.167, SLG: 0.167 Rod Booker, L OBP: 0.436, SLG: 0.441 (9, 1) (10, PH)									F7		0	0	0	0	0	0	0							
Ricky Horton, L OBP: 0.238, SLG: 0.250 Tom Lawless, R OBP: 0.286, SLG: 0.167 Bill Dawley, R OBP: 0.348, SLG: 0.453 (1, 1) (5, PH) (6, 1) (9, 9)	1B					F9			K		1	0	1	0	0	0	0							
Inning Stats	R: 0 E: 0 K: 1 S: 4	H: 0 LOB: 2 BB: 2 P: 13	R: 0 E: 0 K: 0 S: 4	H: 2 LOB: 2 BB: 0 P: 4	R: 0 E: 0 K: 0 S: 4	H: 1 LOB: 2 BB: 1 P: 8	R: 0 E: 0 K: 1 S: 5	H: 0 LOB: 0 BB: 0 P: 5	R: 2 E: 1 K: 1 S: 9	H: 3 LOB: 2 BB: 2 P: 9	R: 0 E: 0 K: 1 S: 5	H: 0 LOB: 0 BB: 0 P: 5	R: 0 E: 0 K: 0 S: 3	H: 1 LOB: 0 BB: 0 P: 3	R: 1 E: 0 K: 0 S: 5	H: 2 LOB: 1 BB: 0 P: 5	R: 0 E: 0 K: 0 S: 3	H: 1 LOB: 1 BB: 0 P: 3	R: 1 E: 1 K: 0 S: 4	H: 0 LOB: 1 BB: 0 P: 4	1B: 8 2B: 3 3B: 0 HR: 0	SF: 0 SAC: 0 DP: 2 HBP: 1	WP: 0 PB: 0 SB: 5 CS: 0	PA: 44
PITCHER	IP	WLS	BF	H	R	ER	SO	BB	IBB	HBP	BLK	WP	HR	S	P	ERA	WHIP							
Sid Fernandez, L ERA: 3.44 Terry Leach, R ERA: 2.52 Jesse Orosco, L ERA: 5.05 Roger McDowell, R ERA: 3.81	(1, 1) (6, 1) (7, 1) (8, 1)	5.0 1.1 0.2 3.0	24 6 2 12	2 2 0 3	2 1 0 1	2 1 0 1	3 1 0 0	1 2 0 0	0 0 0 0	0 0 0 0	0 0 0 0	0 0 0 0	0 0 2 12	26 8 2 12	39 8 2 12	3.00 6.75 0.00 3.00	1.400 1.500 0.000 1.000							

AB	40
R	4
H	11
RBI	4
BB	3
SO	4
LOB	21





Batter	1	2	3	4	5	6	7	8	9	AB	R	H	RBI	BB	SO	LOB	TOP					
Mookie Wilson, S OBP: 0.350, SLG: 0.458 (1, 8)										4	1	1	0	1	1	2	<b>New York Mets @ St. Louis Cardinals</b> Busch Stadium, St. Louis, MO Thu Jul 30 1987, 7:05 PM CDT Att: 48,256 - Unknown					
Tim Lincecum, R OBP: 0.426, SLG: 0.600 (1, 4)										4	0	0	0	0	2	5						
Keith Hernandez, L OBP: 0.382, SLG: 0.432 (1, 3)										5	0	2	0	0	0	2						
Darryl Strawberry, L OBP: 0.401, SLG: 0.573 (1, 9)										2	2	2	0	3	0	0						
Kevin McReynolds, R OBP: 0.331, SLG: 0.511 (1, 7)										5	1	1	2	0	1	6						
Gary Carter, R OBP: 0.300, SLG: 0.411 (1, 2)										5	0	2	2	0	0	4						
Howard Johnson, S OBP: 0.356, SLG: 0.526 (1, 6)										4	1	1	1	0	1	4						
Dave Magadan, L OBP: 0.386, SLG: 0.455 Bill Almon, R OBP: 0.339, SLG: 0.294 (8, 6)										3	0	1	0	1	1	0						
Dwight Gooden, R OBP: 0.188, SLG: 0.188 Roger McDowell, R OBP: 0.364, SLG: 0.400 (9, 1)										2	0	1	0	0	0	0						
<b>Inning Stats</b>	R: 3 E: 0 K: 1 S: 8	H: 3 LOB: 1 BB: 1 P: 12	R: 0 E: 0 K: 0 S: 3	H: 0 LOB: 1 BB: 1 P: 7	R: 0 E: 0 K: 0 S: 5	H: 2 LOB: 2 BB: 0 P: 5	R: 0 E: 0 K: 2 S: 8	H: 1 LOB: 1 BB: 0 P: 8	R: 1 E: 0 K: 1 S: 6	H: 1 LOB: 1 BB: 0 P: 10	R: 0 E: 0 K: 0 S: 3	H: 0 LOB: 0 BB: 0 P: 3	R: 0 E: 0 K: 1 S: 5	H: 1 LOB: 1 BB: 0 P: 6	R: 1 E: 0 K: 1 S: 7	H: 2 LOB: 2 BB: 1 P: 11	R: 0 E: 0 K: 0 S: 3	H: 1 LOB: 1 BB: 1 P: 7	1B: 8 2B: 1 3B: 1 HR: 1	SF: 0 SAC: 2 DP: 2 HBP: 1	WP: 0 PB: 0 SB: 2 CS: 0	PA: 42
<b>PITCHER</b>	IP WLS BF H R ER SO BB IBB HBP BLK WP HR S P ERA WHIP	IP WLS BF H R ER SO BB IBB HBP BLK WP HR S P ERA WHIP															IP WLS BF H R ER SO BB IBB HBP BLK WP HR S P ERA WHIP					
Greg Mathews, L ERA: 4.0 (1, 1)	2.1 L 14 5 3 3 1 2 0 0 0 0 0 0 14 22 11.57 3.000																					
Lee Tunnell, R ERA: 4.53 (3, 1)	4.2 18 3 1 1 4 1 0 1 0 0 0 0 24 29 1.93 0.857																					
Bill Dawley, R ERA: 4.03 (8, 1)	2.0 10 3 1 1 1 1 1 0 0 0 0 0 1 10 18 4.50 2.000																					
<b>Batter</b>	<b>1</b>	<b>2</b>	<b>3</b>	<b>4</b>	<b>5</b>	<b>6</b>	<b>7</b>	<b>8</b>	<b>9</b>	<b>AB</b>	<b>R</b>	<b>H</b>	<b>RBI</b>	<b>BB</b>	<b>SO</b>	<b>LOB</b>	<b>BOTTOM</b>					
Vince Coleman, S OBP: 0.368, SLG: 0.324 (1, 7)										5	0	0	0	0	2	2	<b>New York Mets @ St. Louis Cardinals</b> Busch Stadium, St. Louis, MO Thu Jul 30 1987, 7:05 PM CDT Att: 48,256 - Unknown					
Ozzie Smith, S OBP: 0.388, SLG: 0.368 (1, 6)										5	0	2	0	0	0	2						
Tom Herr, S OBP: 0.360, SLG: 0.341 (1, 4)										4	1	1	0	0	1	1						
Willie McGee, S OBP: 0.323, SLG: 0.445 (1, 8)										4	1	1	0	0	0	3						
Terry Pendleton, S OBP: 0.378, SLG: 0.429 (1, 5)										3	0	1	1	0	0	1						
Curt Ford, L OBP: 0.346, SLG: 0.449 (1, 9)										4	0	1	1	0	2	3						
Jim Lindeman, R OBP: 0.226, SLG: 0.367 (1, 3)										4	0	2	0	0	0	2						
Tony Peña, R OBP: 0.311, SLG: 0.330 (1, 2)										4	1	2	0	0	1	1						
Greg Mathews, R OBP: 0.244, SLG: 0.233 Lee Tunnell, R OBP: 0.235, SLG: 0.235 John Morris, L OBP: 0.342, SLG: 0.458 Bill Dawley, R OBP: 0.286, SLG: 0.167 Jose Quiendo, S OBP: 0.426, SLG: 0.384 (7, PH)										1	0	0	0	0	0	0						
<b>Inning Stats</b>	R: 2 E: 0 K: 0 S: 7	H: 4 LOB: 2 BB: 0 P: 7	R: 0 E: 0 K: 2 S: 7	H: 0 LOB: 0 BB: 0 P: 7	R: 0 E: 0 K: 0 S: 3	H: 0 LOB: 0 BB: 0 P: 3	R: 0 E: 0 K: 1 S: 6	H: 1 LOB: 1 BB: 0 P: 6	R: 0 E: 0 K: 1 S: 6	H: 0 LOB: 0 BB: 0 P: 5	R: 0 E: 0 K: 1 S: 4	H: 1 LOB: 0 BB: 0 P: 4	R: 0 E: 0 K: 1 S: 6	H: 1 LOB: 2 BB: 0 P: 7	R: 0 E: 0 K: 0 S: 5	H: 2 LOB: 2 BB: 0 P: 5	1B: 6 2B: 3 3B: 1 HR: 0	SF: 0 SAC: 1 DP: 0 HBP: 1	WP: 0 PB: 0 SB: 0 CS: 0	PA: 38		
<b>PITCHER</b>	IP WLS BF H R ER SO BB IBB HBP BLK WP HR S P ERA WHIP	IP WLS BF H R ER SO BB IBB HBP BLK WP HR S P ERA WHIP															IP WLS BF H R ER SO BB IBB HBP BLK WP HR S P ERA WHIP					
Dwight Gooden, R ERA: 2.69 (1, 1)	8.0 W 34 9 3 3 6 0 0 0 0 0 0 45 46 3.38 1.125																					
Roger McDowell, R ERA: 3.74 (9, 1)	1.0 S 4 1 0 0 0 0 0 0 0 0 0 4 4 0.00 1.000																					



Batter	1	2	3	4	5	6	7	8	9	AB	R	H	RBI	BB	SO	LOB	TOP
Lenny Dykstra, L OBP: 0.346, SLG: 0.459 (1, 8)										5	1	2	0	0	1	0	
Wally Backman, S OBP: 0.297, SLG: 0.280 (1, 4)										4	1	1	0	1	1	1	
Keith Hernandez, L OBP: 0.386, SLG: 0.434 Bill Almon, R OBP: 0.350, SLG: 0.327 (6, PR) (8, 3)										3	0	2	0	1	0	1	
Darryl Strawberry, L OBP: 0.398, SLG: 0.567 (1, 9)										5	0	1	1	0	0	4	
Kevin McReynolds, R OBP: 0.333, SLG: 0.516 (1, 7)										4	1	2	0	0	0	2	
Gary Carter, R OBP: 0.300, SLG: 0.410 Barry Lyons, R OBP: 0.274, SLG: 0.341 (6, 2)										3	0	1	0	0	0	2	
Howard Johnson, S OBP: 0.355, SLG: 0.523 (1, 6)										4	0	1	1	0	1	4	
Dave Magadan, L OBP: 0.389, SLG: 0.452 (1, 5)										3	0	1	0	1	1	0	
John Mitchell, R OBP: 0.285, SLG: 0.120 Doug Sisk, R OBP: 0.216, SLG: 0.274 Rafael Santana, R OBP: 0.285, SLG: 0.298 Randy Myers, L OBP: 0.248, SLG: 0.427 Don Schulze, R OBP: 0.407, SLG: 0.489 (4, 1) (5, PH) (5, 1) (7, PH) (7, 1) (9, PH)										1	0	0	0	0	1	2	
<b>Inning Stats</b>	R: 0 E: 0 K: 2 S: 8	H: 1 LOB: 1 BB: 0 P: 8	R: 0 E: 0 K: 2 S: 8	H: 1 LOB: 2 BB: 1 P: 12	R: 0 E: 0 K: 0 S: 3	H: 0 LOB: 1 BB: 1 P: 7	R: 1 E: 0 K: 0 S: 4	H: 2 LOB: 0 BB: 0 P: 4	R: 0 E: 0 K: 0 S: 4	H: 1 LOB: 1 BB: 0 P: 4	R: 0 E: 0 K: 0 S: 3	H: 1 LOB: 0 BB: 0 P: 3	R: 1 E: 0 K: 1 S: 7	H: 3 LOB: 2 BB: 1 P: 11	1B: 10 2B: 3 3B: 1 HR: 0	SF: 0 SAC: 0 DP: 1 HBP: 0	WP: 0 PA: 40 CS: 0
<b>PITCHER</b>	IP WLS BF H R ER SO BB IBB HBP BLK WP HR S P ERA WHIP																
Dennis Martinez, R ERA: 3.6 (1, 1)	7.0 W 28 7 1 1 4 1 1 0 0 0 0 34 42 1.29 1.143																
Andy McGaffigan, R ERA: 2.51 (8, 1)	1.0 6 3 1 1 0 0 0 0 0 0 0 6 6 9.00 3.000																
Jeff Parrett, R ERA: 4.45 (9, 1)	1.0 6 2 1 1 1 1 0 0 0 0 0 7 11 9.00 3.000																

New York Mets @ Montreal Expos  
Olympic Stadium, Montreal, QB  
Fri Jul 31 1987, 7:05 PM EDT  
Att: 35,249 - Unknown

AB	37
R	3
H	12
RBI	3
BB	3
SO	5
LOB	19



Batter	1	2	3	4	5	6	7	8	9	AB	R	H	RBI	BB	SO	LOB	BOTTOM		
Casey Candaele, S OBP: 0.345, SLG: 0.371 (1, 8) (8, 4)										5	2	3	1	0	0	1			
Mitch Webster, S OBP: 0.359, SLG: 0.435 (1, 9)										5	3	4	5	0	0	1			
Tim Raines, S OBP: 0.421, SLG: 0.518 (1, 7)										3	2	2	2	1	0	2			
Tim Wallach, R OBP: 0.352, SLG: 0.531 Andy McGaffigan, R ERA: 2.51 Wallace Johnson, S OBP: 0.241, SLG: 0.333 Jeff Parrett, R ERA: 4.45 (1, 5) (8, 1) (8, PH) (9, 1)										4	2	2	4	0	1	3			
Hubie Brooks, R OBP: 0.328, SLG: 0.479 (1, 6)										5	0	1	1	0	2	2			
Vance Law, R OBP: 0.383, SLG: 0.490 (1, 3)										5	1	1	0	0	0	1			
Tom Foley, L OBP: 0.303, SLG: 0.390 (1, 4) (8, 5)										4	1	1	0	0	2	1			
Mike Fitzgerald, R OBP: 0.348, SLG: 0.335 (1, 2)										3	1	0	0	1	1	1			
Dennis Martinez, R OBP: 0.136, SLG: 0.050 Herm Winningham, L OBP: 0.333, SLG: 0.384 (1, 1) (7, PH) (8, 8)										1	1	0	0	1	0	0			
<b>Inning Stats</b>	R: 0 E: 0 K: 2 S: 9	H: 2 LOB: 2 BB: 0 P: 9	R: 0 E: 0 K: 0 S: 3	H: 0 LOB: 0 BB: 0 P: 3	R: 3 E: 1 K: 0 S: 7	H: 3 LOB: 1 BB: 0 P: 7	R: 5 E: 0 K: 0 S: 7	H: 4 LOB: 0 BB: 1 P: 11	R: 4 E: 0 K: 2 S: 10	H: 3 LOB: 1 BB: 2 P: 18	R: 0 E: 0 K: 1 S: 5	H: 0 LOB: 0 BB: 0 P: 5	R: 0 E: 0 K: 1 S: 4	H: 1 LOB: 1 BB: 0 P: 4	R: 1 E: 0 K: 1 S: 6	H: 1 LOB: 0 BB: 0 P: 6	1B: 8 2B: 3 3B: 0 HR: 3	SF: 1 SAC: 1 DP: 0 HBP: 0	WP: 0 PA: 42 CS: 0
<b>PITCHER</b>	IP WLS BF H R ER SO BB IBB HBP BLK WP HR S P ERA WHIP																		
John Mitchell, R ERA: 4.29 (1, 1)	3.1 L 19 7 6 3 2 0 0 0 0 0 0 1 4 4 8.10 2.400																		
Doug Sisk, R ERA: 3.53 (4, 1)	0.2 4 2 2 2 0 0 0 0 0 0 0 1 4 27.00 3.000																		
Randy Myers, L ERA: 5.44 (5, 1)	2.0 11 3 4 4 3 2 0 0 0 0 0 1 15 23 18.00 2.500																		
Don Schulze, R ERA: 6.08 (7, 1)	2.0 8 2 1 1 1 0 0 0 0 0 0 1 10 10 4.50 1.000																		

New York Mets @ Montreal Expos  
Olympic Stadium, Montreal, QB  
Fri Jul 31 1987, 7:05 PM EDT  
Att: 35,249 - Unknown

AB	37
R	13
H	14
RBI	13
BB	3
SO	6
LOB	12





















Batter	1	2	3	4	5	6	7	8	9	AB	R	H	RBI	BB	SO	LOB	TOP																			
Milt Thompson, L OBP: 0.356, SLG: 0.451	F8			K					FC6-4	5	0	3	1	0	1	0																				
Glenn Wilson, R OBP: 0.316, SLG: 0.410		4-3			G3		K		FC6-4	4	1	1	0	0	1	3																				
Von Hayes, L Greg Gross, L OBP: 0.532, SLG: 0.532 OBP: 0.404, SLG: 0.383	K			K	G3		K			4	0	0	0	0	3	2																				
Mike Schmidt, R Rick Schu, R OBP: 0.390, SLG: 0.542 OBP: 0.304, SLG: 0.444	F9				6-3		F7			3	0	1	1	0	0	1																				
Chris James, R OBP: 0.350, SLG: 0.567		6-3	FC6-4		K				K	4	0	0	0	0	2	1																				
Darren Daulton, L OBP: 0.289, SLG: 0.338		WP							K	1	1	0	0	3	1	0																				
Luis Aguayo, R OBP: 0.278, SLG: 0.420			FC4-6						F9	4	0	0	0	0	1	4																				
Steve Jeltz, S OBP: 0.303, SLG: 0.252		1B			3-1				1-3	3	1	1	0	1	0	0																				
Kevin Gross, R Jeff Calhoun, L Ron Roenicke, S Michael Jackson, R Kent Tekulve, R Jeff Stone, L OBP: 0.182, SLG: 0.143 ERA: 3.89 OBP: 0.309, SLG: 0.139 OBP: 0.186, SLG: 0.133 OBP: 0.341, SLG: 0.361					F4				K	2	0	1	1	0	0	0																				
<b>Inning Stats</b>	R: 0 E: 0 K: 1 S: 5	H: 0 LOB: 1 BB: 0 P: 6	R: 2 E: 0 K: 1 S: 7	H: 2 LOB: 2 BB: 2 P: 15	R: 0 E: 0 K: 1 S: 6	H: 1 LOB: 2 BB: 1 P: 10	R: 0 E: 0 K: 1 S: 5	H: 0 LOB: 0 BB: 0 P: 5	R: 1 E: 0 K: 1 S: 6	H: 1 LOB: 0 BB: 0 P: 6	R: 0 E: 0 K: 0 S: 4	H: 2 LOB: 2 BB: 1 P: 8	R: 0 E: 0 K: 2 S: 7	H: 0 LOB: 0 BB: 0 P: 7	R: 0 E: 0 K: 1 S: 6	H: 1 LOB: 1 BB: 0 P: 6	1B: 6 2B: 1 3B: 0 HR: 0	SF: 0 SAC: 0 DP: 0 HBP: 1	WP: 1 PA: 38 CS: 0																	
<b>PITCHER</b>	IP	WLS	BF	H	R	ER	SO	BB	IBB	HBP	BLK	WP	HR	S	P	ERA	WHIP	<b>PITCHER</b>		IP	WLS	BF	H	R	ER	SO	BB	IBB	HBP	BLK	WP	HR	S	P	ERA	WHIP
John Mitchell, R ERA: 4.31	(1, 1)	6.0	W	28	6	3	3	5	4	0	1	0	1	0	33	50	4.50	1.667																		
Randy Myers, L ERA: 5.09	(7, 1)	3.0	S	10	1	0	0	5	0	0	0	0	0	0	20	20	0.00	0.333																		

Philadelphia Phillies @ New York Mets  
Shea Stadium, Flushing, NY  
Wed Aug 05 1987, 7:05 PM EDT  
Att: 28,178 - Unknown

AB	33
R	3
H	7
RBI	3
BB	4
SO	10
LOB	13



Batter	1	2	3	4	5	6	7	8	9	AB	R	H	RBI	BB	SO	LOB	BOTTOM																			
Lenny Dykstra, L OBP: 0.352, SLG: 0.462	K	F8		4-3	1B				6-3	4	2	1	0	0	1	0																				
Wally Backman, S OBP: 0.305, SLG: 0.282	BLK			L9					6-3	5	1	3	2	0	0	1																				
Keith Hernandez, L Barry Lyons, R OBP: 0.388, SLG: 0.441 OBP: 0.260, SLG: 0.326	1B			F7	FC4-6				SF7	3	1	1	1	1	0	1																				
Darryl Strawberry, L OBP: 0.402, SLG: 0.574		FC4-6								3	2	2	3	1	0	2																				
Kevin McReynolds, R OBP: 0.334, SLG: 0.505					5-3				4-3	5	2	2	0	0	0	3																				
Gary Carter, R OBP: 0.296, SLG: 0.422	F8								6-3	5	3	3	4	0	0	1																				
Howard Johnson, S OBP: 0.361, SLG: 0.526										4	1	2	1	1	1	0																				
Rafael Santana, R OBP: 0.310, SLG: 0.365	F4			FC6-4					1-3	5	1	1	1	0	0	2																				
John Mitchell, R Dave Magadan, L Randy Myers, L OBP: 0.074, SLG: 0.111 OBP: 0.385, SLG: 0.448 OBP: 0.200, SLG: 0.200										2	0	0	0	0	0	1																				
<b>Inning Stats</b>	R: 4 E: 0 K: 1 S: 9	H: 4 LOB: 1 BB: 1 P: 13	R: 0 E: 0 K: 0 S: 5	H: 2 LOB: 0 BB: 0 P: 5	R: 1 E: 0 K: 0 S: 5	H: 2 LOB: 1 BB: 0 P: 5	R: 0 E: 0 K: 0 S: 3	H: 0 LOB: 0 BB: 0 P: 3	R: 6 E: 0 K: 0 S: 7	H: 4 LOB: 2 BB: 2 P: 17	R: 1 E: 0 K: 0 S: 4	H: 1 LOB: 0 BB: 0 P: 4	R: 1 E: 0 K: 0 S: 5	H: 2 LOB: 1 BB: 0 P: 5	R: 0 E: 0 K: 1 S: 5	H: 0 LOB: 0 BB: 0 P: 5	1B: 10 2B: 2 3B: 0 HR: 3	SF: 1 SAC: 1 DP: 0 HBP: 2	WP: 0 PA: 44 CS: 0																	
<b>PITCHER</b>	IP	WLS	BF	H	R	ER	SO	BB	IBB	HBP	BLK	WP	HR	S	P	ERA	WHIP	<b>PITCHER</b>		IP	WLS	BF	H	R	ER	SO	BB	IBB	HBP	BLK	WP	HR	S	P	ERA	WHIP
Kevin Gross, R ERA: 4.79	(1, 1)	4.0	L	26	11	10	10	1	1	1	1	1	0	4	9	9.00	2.000																			
Jeff Calhoun, L ERA: 3.86	(5, 1)	1.0		6	1	1	1	0	1	0	1	0	0	0	4	9	9.00	2.000																		
Michael Jackson, R ERA: 4.38	(6, 1)	1.1		6	2	2	2	0	0	0	0	0	0	1	6	6	13.50	1.500																		
Kent Tekulve, R ERA: 3.81	(7, 1)	0.2		3	1	0	0	0	0	0	0	0	0	0	3	3	0.00	1.500																		
Glenn Wilson, R ERA:	(8, 1)	1.0		3	0	0	0	1	0	0	0	0	0	5	5	0.00	0.000																			

Philadelphia Phillies @ New York Mets  
Shea Stadium, Flushing, NY  
Wed Aug 05 1987, 7:05 PM EDT  
Att: 28,178 - Unknown

AB	37
R	13
H	15
RBI	13
BB	3
SO	2
LOB	11









Batter	1	2	3	4	5	6	7	8	9	AB	R	H	RBI	BB	SO	LOB	TOP					
Dave Martinez, L (1, 8) OBP: 0.384, SLG: 0.410	0-0 4-3		0-3 K		0-0 4-3			0-0 F7		4	0	0	0	0	1	1	Chicago Cubs @ New York Mets Shea Stadium, Flushing, NY Fri Aug 07 1987, 7:05 PM EDT Att: 43,440 - Unknown					
23 Ryne Sandberg, R (1, 4) OBP: 0.378, SLG: 0.488	0-3 K		0-0 F9		0-0 1-3			0-0 HR		4	1	1	1	0	1	1						
Leon Durham, L (1, 3) OBP: 0.345, SLG: 0.496	0-0 F7			0-3 K		0-0 F5		0-0 F8		4	0	0	0	0	1	0						
Andre Dawson, R (1, 9)		4-0 E S BB		4-0 2B BB		0-3 K		0-3 K		2	0	0	0	2	2	0						
Rafael Palmeiro, L (1, 7) OBP: 0.327, SLG: 0.549	0-0 F8		0-0 FC5-2 1-3 2B		0-0 1B 1B			0-0 G3		4	0	2	0	0	0	1						
Keith Moreland, R (1, 5) OBP: 0.302, SLG: 0.456	0-0 F7		0-0 FC5-2		0-0 F8			0-0 6-3		4	0	0	0	0	0	4						
Jody Davis, R (1, 2) OBP: 0.329, SLG: 0.407	0-3 K		0-3 K		0-0 1B			0-0 F8		4	0	1	0	0	2	3						
Luis Quinones, S (1, 6) OBP: 0.257, SLG: 0.212			4-0 FC2-6 BB		0-3 K		0-3 K			2	0	0	0	1	2	2						
Rick Sutcliffe, L (1, 1) OBP: 0.209, SLG: 0.183 (7, PH) Jerry Mumphrey, S (7, PH) Ed Lynch, R (7, 1) OBP: 0.091, SLG: 0.091			0-0 FC2-6 PB		0-3 K		0-3 K			2	0	0	0	0	1	1						
										1	0	0	0	0	1	2						
										0	0	0	0	0	0	0						
<b>Inning Stats</b>	R: 0 E: 0 K: 1 S: 5	H: 0 LOB: 0 BB: 0 P: 5	R: 0 E: 0 K: 1 S: 5	H: 0 LOB: 1 BB: 1 P: 9	R: 0 E: 0 K: 1 S: 5	H: 0 LOB: 1 BB: 1 P: 9	R: 0 E: 0 K: 2 S: 8	H: 1 LOB: 2 BB: 1 P: 12	R: 0 E: 0 K: 1 S: 7	H: 0 LOB: 0 BB: 0 P: 7	R: 0 E: 0 K: 1 S: 5	H: 0 LOB: 0 BB: 0 P: 5	R: 0 E: 0 K: 2 S: 9	H: 2 LOB: 2 BB: 0 P: 9	R: 1 E: 0 K: 1 S: 6	H: 1 LOB: 0 BB: 0 P: 6	R: 0 E: 0 K: 0 S: 3	H: 0 LOB: 0 BB: 0 P: 3	1B: 2 2B: 1 3B: 0 HR: 1	SF: 0 SAC: 0 DP: 0 HBP: 0	WP: 0 PB: 1 SB: 1 CS: 0	PA: 34
<b>PITCHER</b> Ron Darling, R (1, 1) ERA: 4.42	IP: 9.0 WLS: W BF: 34 H: 4 R: 1 ER: 1 SO: 11 BB: 3 IBB: 0 HBP: 0 BLK: 0 WP: 0 HR: 1 S: 53 P: 65 ERA: 1.00 WHIP: 0.778															<b>PITCHER</b>						

AB	31
R	1
H	4
RBI	1
BB	3
SO	11
LOB	15



Batter	1	2	3	4	5	6	7	8	9	AB	R	H	RBI	BB	SO	LOB	BOTTOM
Lenny Dykstra, L (1, 8) OBP: 0.349, SLG: 0.460	0-3 K		0-3 K		0-0 CS F8 1B	0-0 F9				4	0	1	0	0	2	0	Chicago Cubs @ New York Mets Shea Stadium, Flushing, NY Fri Aug 07 1987, 7:05 PM EDT Att: 43,440 - Unknown
Wally Backman, S (1, 4) OBP: 0.308, SLG: 0.287	0-0 S 1B 1B		0-0 S 2B 1B		0-0 F8 1-2		0-0 3-1			4	1	2	0	0	0	1	
Keith Hernandez, L (1, 3) OBP: 0.389, SLG: 0.442	0-3 K 1-2		0-0 1B 2B		0-0 WP 2B 1B		0-0 F8			4	1	2	1	0	1	1	
Darryl Strawberry, L (1, 9) OBP: 0.408, SLG: 0.591	0-0 2H 1B		4-0 1B IBB		4-0 2B IBB		0-0 F7			2	1	1	0	2	0	0	
Kevin McReynolds, R (1, 7) OBP: 0.341, SLG: 0.510		0-0 6-3	0-0 1-2 2H 1B		0-0 1H 2H 2B			0-0 HR 1B		4	1	3	2	0	0	0	
Gary Carter, R (1, 2) OBP: 0.295, SLG: 0.425		4-0 3B BB		0-0 F8	0-0 F9			0-0 HR		3	2	1	2	1	0	1	
Howard Johnson, S (1, 5) OBP: 0.361, SLG: 0.535	0-0 1H F7-2 3B		0-0 F9		0-0 1-3			0-3 K		4	0	1	1	0	1	0	
Rafael Santana, R (1, 6) OBP: 0.312, SLG: 0.374	0-0 F7-2		4-0 FC6-4 BB		0-0 HR			0-3 K		3	1	1	1	1	1	1	
Ron Darling, R (1, 1) OBP: 0.173, SLG: 0.240			0-3 K		0-0 FC6-4			0-3 K		4	0	0	0	0	2	1	
										1B: 7 2B: 3 3B: 1 HR: 2	SF: 0 SAC: 0 DP: 1 HBP: 0	WP: 1 PB: 0 SB: 2 CS: 1	PA: 36				
<b>PITCHER</b> Rick Sutcliffe, R (1, 1) ERA: 3.42 Ed Lynch, R (7, 1) ERA: 4.7	IP: 6.0 WLS: L BF: 28 H: 10 R: 5 ER: 5 SO: 4 BB: 2 IBB: 2 HBP: 0 BLK: 0 WP: 0 HR: 1 S: 32 P: 48 ERA: 7.50 WHIP: 2.000															<b>PITCHER</b>	

AB	32
R	7
H	12
RBI	7
BB	4
SO	7
LOB	5





Batter	1	2	3	4	5	6	7	8	9	AB	R	H	RBI	BB	SO	LOB	TOP		
Dave Martinez, L (1.8) OBP: 0.386, SLG: 0.412										6	0	3	2	0	2	0			
23 Ryne Sandberg, R (1.4) OBP: 0.391, SLG: 0.489										5	1	3	0	0	0	4			
Rafael Palmeiro, L (1.3) OBP: 0.320, SLG: 0.531										5	0	1	0	0	1	4			
Andre Dawson, R (1.9) OBP: 0.324, SLG: 0.574										5	1	2	0	0	0	2			
Jerry Mumphrey, S (1.7) OBP: 0.388, SLG: 0.500										5	1	3	1	0	0	2			
Keith Moreland, R (1.5) OBP: 0.305, SLG: 0.455										3	0	1	0	2	0	2			
Luis Quiñones, S (1.6) Lee Smith, R (8.1)										4	1	1	2	1	0	5	AB 42		
Jim Sundberg, R (1.2) OBP: 0.351, SLG: 0.384										5	1	1	0	0	2	7	R 5		
Mike Mason, L (1.1) Frank DiPino, L (6.1)										2	0	1	0	1	1	0	H 16		
Leon Durham, L (7.7) Jay Baller, R (7.1)										0	0	0	0	0	0	0	RBI 5		
Paul Noce, R (8.6) OBP: 0.254, SLG: 0.335										1	0	0	0	0	0	0	BB 4		
<b>Inning Stats</b>	R: 0 E: 0 K: 0 S: 4	H: 2 LOB: 1 BB: 0 P: 4	R: 0 E: 0 K: 0 S: 3	H: 0 LOB: 0 BB: 0 P: 3	R: 1 E: 0 K: 0 S: 5	H: 3 LOB: 1 BB: 0 P: 5	R: 3 E: 0 K: 1 S: 9	H: 4 LOB: 2 BB: 1 P: 13	R: 0 E: 0 K: 2 S: 8	H: 1 LOB: 3 BB: 0 P: 11	R: 0 E: 0 K: 0 S: 5	H: 2 LOB: 3 BB: 1 P: 9	R: 1 E: 0 K: 0 S: 6	H: 3 LOB: 3 BB: 0 P: 10	R: 0 E: 0 K: 2 S: 7	H: 0 LOB: 0 BB: 0 P: 7	1B: 13 2B: 4 3B: 0 HR: 0	SF: 0 SAC: 0 DP: 2 HBP: 0	WP: 1 PA: 46 PB: 0 SB: 0 CS: 0
<b>PITCHER</b>	IP WLS BF H R ER SO BB IBB HBP BLK WP HR S P ERA WHIP																		
Don Schultze, R (1.1) ERA: 6.23	3.1 L 16 8 4 4 0 0 0 0 0 0 0 0 0 16 16 10.80 2.400																		
Jeff Innis, R (4.1) ERA: 3.19	0.2 4 1 0 0 1 1 0 0 0 0 1 0 5 9 0.00 3.000																		
Randy Myers, L (5.1) ERA: 4.88	2.0 10 2 0 0 3 0 1 0 0 0 0 0 15 19 0.00 1.000																		
Doug Sisk, R (7.1) ERA: 3.75	2.0 13 5 1 1 0 1 1 0 0 0 0 0 11 19 4.50 3.000																		
Jesse Orosco, L (9.1) ERA: 4.65	1.0 3 0 0 0 2 0 0 0 0 0 0 0 7 7 0.00 0.000																		

Chicago Cubs @ New York Mets  
Shea Stadium, Flushing, NY  
Sat Aug 08 1987, 7:05 PM EDT  
Att: 47,893 - Unknown

AB	42
R	5
H	16
RBI	5
BB	4
SO	6
LOB	29



Batter	1	2	3	4	5	6	7	8	9	AB	R	H	RBI	BB	SO	LOB	BOTTOM		
Mookie Wilson, S (1.8) OBP: 0.339, SLG: 0.441										4	0	0	1	0	1	6			
Jesse Orosco, R (9.1)										0	0	0	0	0	0	0			
Tim Lincecum, R (1.4) OBP: 0.414, SLG: 0.583										3	0	0	0	0	0	2			
Wally Backman, S (7.7) OBP: 0.310, SLG: 0.286										1	0	0	0	1	0	1			
Keith Hernandez, L (1.3) OBP: 0.389, SLG: 0.440										4	0	1	0	1	2	0			
Darryl Strawberry, L (1.9) OBP: 0.409, SLG: 0.591										0	0	0	0	0	0	0			
Lee Mazzilli, S (2.7) OBP: 0.409, SLG: 0.468										3	0	0	0	1	2	3			
Kevin McReynolds, R (1.7) OBP: 0.337, SLG: 0.504										5	1	0	0	0	1	4			
Gary Carter, R (1.2) OBP: 0.302, SLG: 0.425										2	1	1	0	3	0	1			
Howard Johnson, S (1.5) OBP: 0.360, SLG: 0.532										4	1	1	1	0	1	5	AB 31		
Rafael Santana, R (1.6) OBP: 0.317, SLG: 0.379										4	0	3	1	0	0	0	R 3		
Don Schultze, R (1.1) Jeff Innis, R (4.1) Bill Almon, R (4.7) Randy Myers, L (5.1) Dave Magadan, L (5.7) Doug Sisk, R (7.1) Lenny Dykstra, L (8.6)										0	0	0	0	1	0	0	H 6		
<b>Inning Stats</b>	R: 0 E: 0 K: 1 S: 5	H: 0 LOB: 0 BB: 0 P: 5	R: 3 E: 0 K: 0 S: 5	H: 2 LOB: 2 BB: 2 P: 14	R: 0 E: 0 K: 0 S: 2	H: 0 LOB: 0 BB: 1 P: 6	R: 0 E: 0 K: 1 S: 6	H: 1 LOB: 2 BB: 1 P: 10	R: 0 E: 0 K: 2 S: 7	H: 0 LOB: 0 BB: 0 P: 7	R: 0 E: 0 K: 0 S: 5	H: 2 LOB: 3 BB: 1 P: 9	R: 0 E: 0 K: 1 S: 5	H: 0 LOB: 1 BB: 1 P: 9	R: 0 E: 0 K: 1 S: 5	H: 0 LOB: 1 BB: 1 P: 9	1B: 6 2B: 0 3B: 0 HR: 0	SF: 1 SAC: 0 DP: 1 HBP: 1	WP: 0 PA: 42 PB: 0 SB: 1 CS: 0
<b>PITCHER</b>	IP WLS BF H R ER SO BB IBB HBP BLK WP HR S P ERA WHIP																		
Mike Mason, L (1.1) ERA: 5.34	5.2 W 26 5 3 3 4 0 1 0 0 0 0 0 29 46 4.76 1.588																		
Frank DiPino, L (6.1) ERA: 3.2	0.1 2 0 0 0 0 1 0 0 0 0 0 0 1 5 0.00 3.000																		
Jay Baller, R (7.1) ERA: 12.6	1.0 6 1 0 0 2 2 0 0 0 0 0 0 8 16 0.00 3.000																		
Lee Smith, R (8.1) ERA: 2.6	2.0 S 8 0 0 0 2 2 0 0 0 0 0 0 10 18 0.00 1.000																		

Chicago Cubs @ New York Mets  
Shea Stadium, Flushing, NY  
Sat Aug 08 1987, 7:05 PM EDT  
Att: 47,893 - Unknown

AB	31
R	3
H	6
RBI	3
BB	9
SO	8
LOB	24





Batter	1	2	3	4	5	6	7	8	9	AB	R	H	RBI	BB	SO	LOB	TOP										
Dave Martinez, L (1, 8) OBP: 0.384, SLG: 0.408	0-3 K		0-0 F7		0-0 FC6-4 1B		0-0 FC4-6 23 1B		0-3 K	5	1	1	0	0	2	4											
23 Ryne Sandberg, R (1, 4) OBP: 0.391, SLG: 0.488	0-0 1-3		0-0 5-3		0-0 FC6-4		0-0 1B		0-0 1B	5	0	2	1	0	0	2											
Leon Durham, L (1, 3) OBP: 0.340, SLG: 0.487	0-0 F7			0-0 F8		0-0 3-1		0-0 K	5	0	0	0	0	0	1	3											
Andre Dawson, R (1, 9) OBP: 0.325, SLG: 0.572		0-0 F9		0-0 1B		0-3 K		0-0 1B	5	0	2	0	0	2	2												
Rafael Palmeiro, L (1, 7) OBP: 0.308, SLG: 0.510		0-3 K		0-0 F7		0-0 F6		0-0 4-3	4	0	0	0	0	1	3												
Keith Moreland, R (1, 5) OBP: 0.305, SLG: 0.453		0-0 6-3		0-0 5-3			0-0 BB 1B	0-3 K	4	1	1	0	0	1	1												
Luis Quiñones, S (1, 6) Paul Noce, R (7, 6) OBP: 0.253, SLG: 0.333			0-0 1B 2B		0-0 F5		4-0 1B 1B BB	0-0 6-3	2	2	1	0	1	0	0												
Jody Davis, R (1, 2) OBP: 0.331, SLG: 0.417			0-0 F8		0-0 HR		0-0 FC4-6 23 E 1B	0-0 5-3	4	2	2	2	0	0	1												
Scott Sanderson, R (1, 1) OBP: 0.179, SLG: 0.231 Jerry Mumphrey, S (7, PH) Frank DiPino, L (7, 1) Lee Smith, R (9, 1) OBP: 1.000, SLG: 1.000			0-0 1B		0-0 K		0-0 FC4-6 1B	0-0 1B	2	0	1	1	0	1	0												
<b>Inning Stats</b>	R: 0 E: 0 K: 1 S: 5	H: 0 LOB: 0 BB: 0 P: 5	R: 0 E: 0 K: 1 S: 5	H: 0 LOB: 0 BB: 0 P: 5	R: 1 E: 0 K: 0 S: 5	H: 2 LOB: 1 BB: 0 P: 5	R: 0 E: 0 K: 0 S: 4	H: 1 LOB: 1 BB: 0 P: 4	R: 1 E: 0 K: 1 S: 7	H: 2 LOB: 1 BB: 0 P: 7	R: 0 E: 0 K: 1 S: 5	H: 0 LOB: 0 BB: 0 P: 5	R: 4 E: 0 K: 1 S: 10	H: 5 LOB: 2 BB: 1 P: 14	R: 0 E: 0 K: 1 S: 5	H: 0 LOB: 0 BB: 0 P: 5	R: 0 E: 0 K: 2 S: 9	H: 2 LOB: 2 BB: 0 P: 9	1B: 10 2B: 1 3B: 0 HR: 1	SF: 0 SAC: 0 DP: 0 HBP: 0	WP: 0 PB: 0 SB: 2 CS: 0	PA: 40					
<b>PITCHER</b>	IP	WLS	BF	H	R	ER	SO	BB	IBB	HBP	BLK	WP	HR	S	P	ERA	WHIP										
Dwight Gooden, R (1, 1) ERA: 2.92	6.1	L	29	9	6	6	4	1	0	0	0	0	1	36	40	8.53	1.579										
Randy Myers, L (7, 1) ERA: 4.51	0.2		3	1	0	0	1	0	0	0	0	0	0	5	5	0.00	1.500										
Jeff Innis, R (8, 1) ERA: 2.84	2.0	S	8	2	0	0	3	0	0	0	0	0	0	14	14	0.00	1.000										

Chicago Cubs @ New York Mets  
Shea Stadium, Flushing, NY  
Sun Aug 09 1987, 3:33 AM EDT  
Att: 49,031 - Unknown

AB	39
R	6
H	12
RBI	5
BB	1
SO	8
LOB	16



Batter	1	2	3	4	5	6	7	8	9	AB	R	H	RBI	BB	SO	LOB	BOTTOM										
Lenny Dykstra, L (1, 8) OBP: 0.346, SLG: 0.452	0-0 4-3		0-0 F7		0-0 G3-2-3 3-H		0-0 FC3 E S		0-0 F6	5	0	0	0	0	0	5											
Wally Backman, S (1, 4) OBP: 0.310, SLG: 0.283 Tim Teufel, R (7, PH) (8, 4) OBP: 0.415, SLG: 0.580	0-0 1-3		0-0 4-3			4-0 1B 2B BB	0-0 F8		4-0 1B BB	2	1	0	0	1	0	0											
Dave Magadan, L (1, 3) OBP: 0.309, SLG: 0.465 (7, 5)	0-0 1B			0-0 G4-6-3 1B		0-0 2B 1B	4-0 FC6 BB		0-0 1B	4	0	4	1	1	0	0											
Kevin McReynolds, R (1, 7) OBP: 0.333, SLG: 0.498	0-3 K		0-0 F8		0-0 G4-6-3 1B	0-3 K	0-0 FC6		0-0 F4	5	0	0	0	0	2	8											
Howard Johnson, S (1, 5) OBP: 0.359, SLG: 0.532 (7, 6)		0-0 F9		0-0 G4-6-3 1B		0-0 2B		0-0 L7	4	0	1	1	0	0	1												
Mookie Wilson, S (1, 9) OBP: 0.348, SLG: 0.458		0-0 HR			0-0 1B HBP G3-2-3 1B	4-0 1B IBB		0-0 E6 L6-4 1B	3	1	3	1	1	0	0												
Barry Lyons, R (1, 2) OBP: 0.243, SLG: 0.333 Keith Hernandez, L (6, PH) (7, 3) OBP: 0.387, SLG: 0.438		0-0 1B		0-0 G6-4-3 1B	1-0 1B HBP	0-0 F3		0-0 L6-4	1	0	1	0	0	0	0												
Rafael Santana, R (1, 6) OBP: 0.315, SLG: 0.376 Gary Carter, R (6, PH) (7, 2) OBP: 0.300, SLG: 0.423		0-0 G6-4-3			0-0 F9	0-0 F2		0-0 F8	2	0	0	0	0	0	0	3											
Dwight Gooden, R (1, 1) OBP: 0.243, SLG: 0.243 Randy Myers, L (7, 1) OBP: 0.200, SLG: 0.200 Lee Mazzilli, S (7, PH) Jeff Innis, R (8, 1) Bill Almon, R (9, PH) OBP: 0.333, SLG: 0.310			0-0 5-3		0-0 1B		0-0 FC3 1B		0-0 1B	2	0	1	0	0	0												
<b>Inning Stats</b>	R: 0 E: 0 K: 1 S: 6	H: 1 LOB: 1 BB: 0 P: 6	R: 1 E: 0 K: 0 S: 4	H: 2 LOB: 0 BB: 0 P: 4	R: 0 E: 0 K: 0 S: 3	H: 0 LOB: 0 BB: 0 P: 3	R: 0 E: 0 K: 0 S: 3	H: 1 LOB: 0 BB: 0 P: 3	R: 0 E: 0 K: 1 S: 7	H: 2 LOB: 2 BB: 0 P: 5	R: 1 E: 0 K: 1 S: 4	H: 2 LOB: 2 BB: 1 P: 8	R: 0 E: 0 K: 0 S: 3	H: 1 LOB: 0 BB: 0 P: 3	R: 0 E: 0 K: 0 S: 5	H: 2 LOB: 2 BB: 1 P: 9	1B: 10 2B: 2 3B: 0 HR: 1	SF: 0 SAC: 0 DP: 4 HBP: 1	WP: 0 PB: 0 SB: 1 CS: 0	PA: 40							
<b>PITCHER</b>	IP	WLS	BF	H	R	ER	SO	BB	IBB	HBP	BLK	WP	HR	S	P	ERA	WHIP										
Scott Sanderson, R (1, 1) ERA: 4.4	6.0	W	26	8	2	2	2	1	1	0	0	0	1	27	36	3.00	1.500										
Frank DiPino, L (7, 1) ERA: 3.21	2.2		13	4	1	1	0	2	0	0	0	0	0	11	19	3.38	2.250										
Lee Smith, R (9, 1) ERA: 2.59	0.1	S	1	0	0	0	0	0	0	0	0	0	0	1	1	0.00	0.000										

Chicago Cubs @ New York Mets  
Shea Stadium, Flushing, NY  
Sun Aug 09 1987, 3:33 AM EDT  
Att: 49,031 - Unknown

AB	35
R	3
H	12
RBI	3
BB	4
SO	2
LOB	25



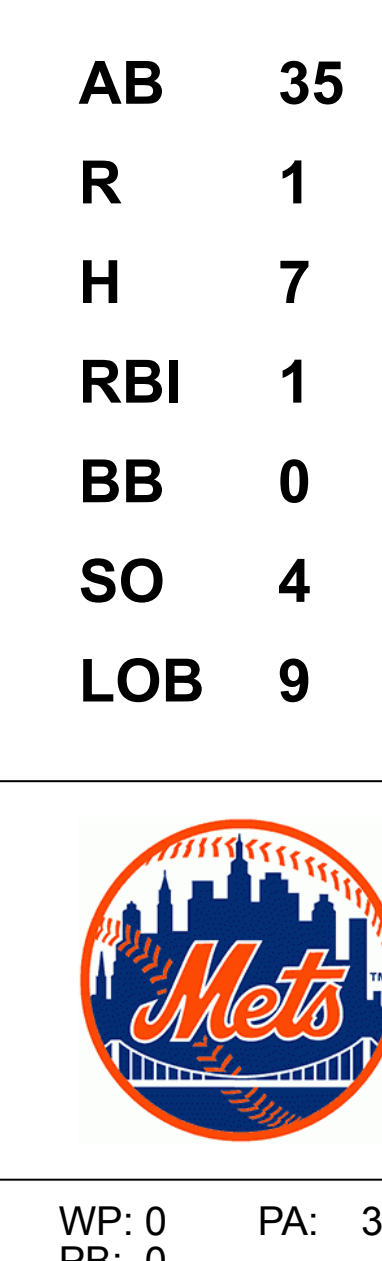


Batter	1	2	3	4	5	6	7	8	9	AB	R	H	RBI	BB	SO	LOB	TOP								
Tim Raines, S (1.7)	4-3		2B		4-3		F8		F8	5	1	1	0	0	0	2	<p><b>Montreal Expos @ New York Mets</b>  Shea Stadium, Flushing, NY  Mon Aug 10 1987, 7:05 PM EDT  Att: 37,915 - Unknown</p>								
Mitch Webster, S (1.9)	1B		SF8		1-3		1-2			1	1	1	1	3	0										
Hubie Brooks, R (1.6)	K		FC6-4		1-3		FC5			4	0	1	0	0	1	4									
Tim Wallach, R (1.5)	1B		SF8		F8				K	3	0	1	1	0	1	1									
Andres Galarraga, R (1.3)	F3		FC6-4		F8		F8		F8	4	0	0	0	0	0	3									
Herm Winningham, L (1.8)		1-3			K				4-3	4	0	1	0	0	1	0									
Vance Law, R (1.4)		G6-4-3			K		6-3		1B	4	0	2	0	0	1	1									
Jeff Reed, L (1.2)		G6-4-3			CS				L9	4	0	2	0	0	0	2									
Dennis Martinez, R (1.1)										3	0	0	0	0	2	3									
Bob McClure, R (8.1)			K		K		B3		K	0	0	0	0	0	0	0									
Tim Burke, R (8.1)										1	0	0	0	0	1	1									
<b>Inning Stats</b>	R: 0 E: 0 K: 1 S: 6	H: 1 LOB: 2 BB: 1 P: 10	R: 0 E: 0 K: 0 S: 3	H: 1 LOB: 0 BB: 0 P: 3	R: 2 E: 0 K: 1 S: 8	H: 3 LOB: 1 BB: 0 P: 8	R: 0 E: 0 K: 2 S: 8	H: 2 LOB: 1 BB: 0 P: 8	R: 0 E: 0 K: 0 S: 3	H: 0 LOB: 1 BB: 1 P: 7	R: 0 E: 0 K: 1 S: 5	H: 0 LOB: 0 BB: 0 P: 5	R: 0 E: 0 K: 0 S: 4	H: 1 LOB: 2 BB: 1 P: 8	R: 0 E: 0 K: 1 S: 5	H: 0 LOB: 0 BB: 0 P: 5	R: 0 E: 0 K: 1 S: 6	H: 1 LOB: 1 BB: 0 P: 6	1B: 7 2B: 2 3B: 0 HR: 0	SF: 1 SAC: 0 DP: 1 HBP: 0	WP: 0 PB: 0 CS: 2	PA: 37			
<b>PITCHER</b>	IP	WLS	BF	H	R	ER	SO	BB	IBB	HBP	BLK	WP	HR	S	P	ERA	WHIP								
John Mitchell, R (1.1)	7.0	L	30	8	2	2	5	3	0	0	0	0	0	37	49	2.57	1.571								
Jeff Innis, R (8.1)	1.0		4	1	0	0	1	0	0	0	0	0	0	6	6	0.00	1.000								
Jesse Orosco, L (9.1)	1.0		3	0	0	0	1	0	0	0	0	0	0	5	5	0.00	0.000								

AB	33
R	2
H	9
RBI	2
BB	3
SO	7
LOB	17



Batter	1	2	3	4	5	6	7	8	9	AB	R	H	RBI	BB	SO	LOB	BOTTOM								
Lenny Dykstra, L (1.8)	B1	FC3-6			4-3		F9			4	0	0	0	0	0	2	<p><b>Montreal Expos @ New York Mets</b>  Shea Stadium, Flushing, NY  Mon Aug 10 1987, 7:05 PM EDT  Att: 37,915 - Unknown</p>								
Wally Backman, S (1.4)	F7				B4-3		L7			4	0	0	0	0	1										
Keith Hernandez, L (1.3)	E				4-3				4-3	4	1	2	0	0	0	0									
Darryl Strawberry, L (1.9)	E6				E4				K	4	0	1	0	0	1	1									
Kevin McReynolds, R (1.7)	1-2				F7				F8	4	0	1	1	0	0	1									
Gary Carter, R (1.2)	F2				F9		L5		F9	4	0	0	0	0	2										
Howard Johnson, S (1.5)					K		F9		4-3	4	0	0	0	0	1	0									
Rafael Santana, R (1.6)		5-3							F5	3	0	2	0	0	0	0									
Lee Mazzilli, S (9. PH)					1B					1	0	0	0	0	0	0									
John Mitchell, R (1.1)					K				K	2	0	1	0	0	1	1									
Mookie Wilson, S (7. PH)										1	0	0	0	0	1	1									
<b>Inning Stats</b>	R: 1 E: 1 K: 0 S: 6	H: 2 LOB: 2 BB: 0 P: 6	R: 0 E: 0 K: 0 S: 4	H: 1 LOB: 1 BB: 0 P: 4	R: 0 E: 1 K: 0 S: 4	H: 0 LOB: 1 BB: 0 P: 4	R: 0 E: 0 K: 2 S: 8	H: 1 LOB: 1 BB: 0 P: 8	R: 0 E: 0 K: 0 S: 3	H: 0 LOB: 0 BB: 0 P: 3	R: 0 E: 0 K: 1 S: 6	H: 1 LOB: 1 BB: 0 P: 6	R: 0 E: 0 K: 1 S: 5	H: 0 LOB: 0 BB: 0 P: 5	R: 0 E: 0 K: 0 S: 3	H: 0 LOB: 0 BB: 0 P: 3	1B: 5 2B: 2 3B: 0 HR: 0	SF: 0 SAC: 0 DP: 0 HBP: 0	WP: 0 PB: 0 CS: 0	PA: 35					
<b>PITCHER</b>	IP	WLS	BF	H	R	ER	SO	BB	IBB	HBP	BLK	WP	HR	S	P	ERA	WHIP								
Dennis Martinez, R (1.1)	7.0	W	29	7	1	0	3	0	0	0	0	0	0	35	35	0.00	1.000								
Bob McClure, L (8.1)	0.2		2	0	0	0	1	0	0	0	0	0	0	4	4	0.00	0.000								
Tim Burke, R (8.1)	1.1	S	4	0	0	0	0	0	0	0	0	0	0	4	4	0.00	0.000								























Batter	1	2	3	4	5	6	7	8	9	AB	R	H	RBI	BB	SO	LOB	TOP						
Mookie Wilson, S OBP: 0.347, SLG: 0.457 (1, 8)	5-3		2H 2B		F8			K		4	0	1	1	0	1	0	<b>New York Mets @ Chicago Cubs</b> Wrigley Field, Chicago, IL Sat Aug 15 1987, 3:33 AM CDT Att: 32,425 - Unknown						
Tim Lincecum, R OBP: 0.411, SLG: 0.582 (1, 4)	F2		P1			K		K		4	0	0	0	0	2	1							
Keith Hernandez, L OBP: 0.388, SLG: 0.450 (1, 3)	HR		L7			K		K		4	1	1	1	0	2	1							
Darryl Strawberry, L OBP: 0.398, SLG: 0.573 (1, 9)	F7			FC6-4 1B		K			G3	4	0	1	0	0	1	0							
Kevin McReynolds, R OBP: 0.333, SLG: 0.507 (1, 7)		F7		FC6-4 1-2f 1B			HR		K	4	1	1	1	0	1	1							
Gary Carter, R OBP: 0.297, SLG: 0.411 (1, 2)		F8		K			FC1-5 1B		6-3	4	0	1	0	0	1	1							
Howard Johnson, S OBP: 0.361, SLG: 0.518 (1, 5)		5-3		P6			G5-3 FC1-5 1-2 1B			3	0	1	0	0	0	1							
Rafael Santana, R OBP: 0.317, SLG: 0.380 (1, 6)			SH1-4 2B 1B		6-3		FC1-5 1-2 2-3f 1B			3	1	1	0	0	0	2							
Terry Leach, R OBP: 0.125, SLG: 0.067 (1, 1)			SH1-4				G5-3			1	0	0	0	0	1	0							
Randy Myers, L OBP: 0.200, SLG: 0.200 (5, 1)					K					0	0	0	0	0	0	0							
Doug Sisk, R (6, 1)										0	0	0	0	0	0	0							
Lee Mazzilli, S OBP: 0.407, SLG: 0.464 (7, PH)										1	0	0	0	0	0	2							
David Cone, L (7, 1)										0	0	0	0	0	0	0							
<b>Inning Stats</b>	R: 1 E: 0 K: 0 S: 4	H: 1 LOB: 0 BB: 0 P: 4	R: 0 E: 0 K: 0 S: 3	H: 0 LOB: 0 BB: 0 P: 3	R: 1 E: 0 K: 0 S: 5	H: 2 LOB: 1 BB: 0 P: 5	R: 0 E: 0 K: 1 S: 6	H: 1 LOB: 0 BB: 0 P: 6	R: 0 E: 0 K: 1 S: 5	H: 0 LOB: 0 BB: 0 P: 5	R: 0 E: 0 K: 3 S: 9	H: 3 LOB: 1 BB: 0 P: 5	R: 0 E: 0 K: 3 S: 9	H: 0 LOB: 0 BB: 0 P: 9	R: 0 E: 0 K: 1 S: 5	H: 0 LOB: 0 BB: 0 P: 5	1B: 4 2B: 1 3B: 0 HR: 2	SF: 0 SAC: 1 DP: 1 HBP: 0	WP: 0 PB: 0 SB: 1 CS: 0	PA: 33			
<b>PITCHER</b>	IP WLS BF H R ER SO BB IBB HBP BLK WP HR S P ERA WHIP	7.0 W 27 7 3 3 5 0 0 0 0 0 2 37 37 3.86 1.000	2.0 S 6 0 0 0 4 0 0 0 0 0 0 14 14 0.00 0.000																				

Batter	1	2	3	4	5	6	7	8	9	AB	R	H	RBI	BB	SO	LOB	BOTTOM						
Dave Martinez, L OBP: 0.388, SLG: 0.443 (1, 8)	2B		HR	1-3 2H 2B	K		23 BLK 1B BB			4	2	3	2	1	1	2	<b>New York Mets @ Chicago Cubs</b> Wrigley Field, Chicago, IL Sat Aug 15 1987, 3:33 AM CDT Att: 32,425 - Unknown						
23 Ryne Sandberg, R OBP: 0.384, SLG: 0.481 (1, 4)	P4		BB 1B	1B		L8	CS 1B			5	0	3	2	0	0	1							
Leon Durham, L OBP: 0.348, SLG: 0.496 (1, 3)	BB		G6-4-3 BB	F5		1B	CS 1B		HR	3	1	2	1	2	0	3							
Andre Dawson, R OBP: 0.322, SLG: 0.569 (1, 9)	L9		F7	F3		1B		6-3		5	0	1	0	0	0	7							
Jerry Mumphrey, S OBP: 0.389, SLG: 0.508 (6, PH)	4-3		G6-4-3		F7	F6				3	0	0	0	0	0	4							
Brian Dayett, R OBP: 0.423, SLG: 0.569 (7, 7)			1-2f							2	0	1	0	0	0	2							
Keith Moreland, R OBP: 0.310, SLG: 0.460 (1, 5)		L6		K	BB 2B 1B	5-3		P3		5	1	1	0	0	1	3							
Luis Quiñones, S OBP: 0.302, SLG: 0.345 (1, 6)					F7			L6	F8	4	1	2	0	0	0	1							
Paul Noce, R OBP: 0.280, SLG: 0.349 (8, 6)		F8 2B		1B 2B						1	0	0	0	0	0	1							
Jody Davis, R OBP: 0.335, SLG: 0.428 (1, 2)		F8		1B 2B 1B	2B 1B BB		23 BLK 23 1B BB			3	2	2	1	1	0	1							
Jamie Moyer, L OBP: 0.283, SLG: 0.265 (1, 1)				2B 1B				K		3	0	2	1	0	0	1							
Rafael Palmeiro, L OBP: 0.312, SLG: 0.504 (7, PH)		L6								1	0	0	0	0	1	1							
Frank DiPino, L OBP: 1.000, SLG: 1.000 (8, 1)				2B 1B	1-3 2H 2B					0	0	0	0	0	0	0							
<b>Inning Stats</b>	R: 0 E: 0 K: 0 S: 4	H: 1 LOB: 2 BB: 1 P: 8	R: 0 E: 0 K: 0 S: 4	H: 1 LOB: 1 BB: 0 P: 4	R: 1 E: 0 K: 0 S: 4	H: 2 LOB: 3 BB: 1 P: 8	R: 2 E: 0 K: 1 S: 10	H: 5 LOB: 0 BB: 0 P: 10	R: 1 E: 0 K: 1 S: 7	H: 2 LOB: 2 BB: 1 P: 11	R: 0 E: 0 K: 0 S: 5	H: 2 LOB: 0 BB: 1 P: 5	R: 2 E: 0 K: 1 S: 6	H: 2 LOB: 0 BB: 1 P: 10	R: 1 E: 0 K: 0 S: 5	H: 2 LOB: 1 BB: 0 P: 5	1B: 9 2B: 6 3B: 0 HR: 2	SF: 0 SAC: 0 DP: 1 HBP: 0	WP: 0 PB: 0 SB: 0 CS: 1	PA: 44			
<b>PITCHER</b>	IP WLS BF H R ER SO BB IBB HBP BLK WP HR S P ERA WHIP	4.2 L 27 11 4 4 1 0 0 0 0 0 1 26 38 7.71 3.000	0.2 L 4 2 0 0 1 0 0 0 0 0 0 6 6 0.00 3.000	0.2 L 2 0 0 0 0 0 0 0 0 0 0 2 2 0.00 0.000	2.0 L 10 4 3 3 1 1 0 0 1 0 1 11 15 13.50 2.500																		

**AB 32**  
**R 3**  
**H 7**  
**RBI 3**  
**BB 0**  
**SO 9**  
**LOB 9**



**AB 39**  
**R 7**  
**H 17**  
**RBI 7**  
**BB 4**  
**SO 3**  
**LOB 27**

















Batter	1	2	3	4	5	6	7	8	9	AB	R	H	RBI	BB	SO	LOB	TOP										
<b>Eddie Milner, L</b> OBP: 0.280, SLG: 0.326										4	0	0	0	0	2	1	<b>San Francisco Giants @ New York Mets</b> Shea Stadium, Flushing, NY Thu Aug 20 1987, 3:33 AM EDT Att: 35,950 - Unknown										
<b>Robby Thompson, R</b> OBP: 0.321, SLG: 0.405										4	1	2	0	0	1	1											
<b>Mike Aldrete, L</b> OBP: 0.337, SLG: 0.449 <b>Jeffrey Leonard, R</b> OBP: 0.321, SLG: 0.477										2	1	1	1	1	1	1											
<b>Will Clark, L</b> OBP: 0.357, SLG: 0.565										4	0	1	1	0	1	2											
<b>Chili Davis, S</b> OBP: 0.323, SLG: 0.421										4	0	0	0	0	2	3											
<b>Bob Brenly, R</b> OBP: 0.357, SLG: 0.498										4	1	1	0	0	0	1											
<b>Chris Speier, R</b> OBP: 0.323, SLG: 0.371										4	0	0	0	0	2	2											
<b>Jose Uribe, S</b> OBP: 0.337, SLG: 0.390 <b>Joel Youngblood, R</b> OBP: 0.289, SLG: 0.382										3	1	2	0	0	0	0											
<b>Kelly Downs, R</b> OBP: 0.184, SLG: 0.188 <b>Craig Lefferts, L</b> OBP: 0.286, SLG: 0.429 <b>Jeff Robinson, R</b> OBP: 0.111, SLG: 0.111 <b>Candy Maldonado, R</b> OBP: 0.364, SLG: 0.542										0	0	0	0	0	0	0											
<b>Inning Stats</b>	R: 1 E: 0 K: 0 S: 5	H: 2 LOB: 1 BB: 0 P: 5	R: 2 E: 0 K: 1 S: 8	H: 3 LOB: 1 BB: 0 P: 8	R: 1 E: 0 K: 1 S: 4	H: 1 LOB: 0 BB: 0 P: 8	R: 0 E: 0 K: 1 S: 5	H: 0 LOB: 0 BB: 0 P: 5	R: 0 E: 0 K: 3 S: 10	H: 1 LOB: 1 BB: 0 P: 10	R: 0 E: 0 K: 2 S: 8	H: 0 LOB: 0 BB: 0 P: 7	R: 0 E: 0 K: 1 S: 5	H: 0 LOB: 0 BB: 0 P: 5	R: 0 E: 0 K: 2 S: 7	H: 0 LOB: 0 BB: 0 P: 7		1B: 5 2B: 2 3B: 1 HR: 0	SF: 0 SAC: 0 DP: 0 HBP: 0	WP: 0 PB: 0 SB: 2 CS: 0	PA: 36						
<b>PITCHER</b>	IP	WLS	BF	H	R	ER	SO	BB	IBB	HBP	BLK	WP	HR	S	P	ERA	WHIP										
<b>Terry Leach, R</b> ERA: 3.3	2.0		13	6	4	4	1	1	0	0	0	0	0	14	18	18.00	3.500										
<b>David Cone, R</b> ERA: 4.58	4.0	W	14	2	0	0	6	0	0	0	0	0	0	26	26	0.00	0.500										
<b>Randy Myers, L</b> ERA: 4.42	3.0	S	9	0	0	0	5	0	0	0	0	0	0	19	19	0.00	0.000										

AB	35
R	4
H	8
RBI	4
BB	1
SO	12
LOB	12



Batter	1	2	3	4	5	6	7	8	9	AB	R	H	RBI	BB	SO	LOB	BOTTOM										
<b>Lenny Dykstra, L</b> OBP: 0.349, SLG: 0.448										4	1	1	0	0	1	1	<b>San Francisco Giants @ New York Mets</b> Shea Stadium, Flushing, NY Thu Aug 20 1987, 3:33 AM EDT Att: 35,950 - Unknown										
<b>Wally Backman, S</b> OBP: 0.297, SLG: 0.273										4	0	1	0	0	1	0											
<b>Keith Hernandez, L</b> OBP: 0.389, SLG: 0.449										4	0	1	1	0	0	0											
<b>Darryl Strawberry, L</b> OBP: 0.402, SLG: 0.592										4	1	1	0	0	2	2											
<b>Kevin McReynolds, R</b> OBP: 0.333, SLG: 0.517										4	2	2	1	0	1	1											
<b>Howard Johnson, S</b> OBP: 0.367, SLG: 0.536										3	2	1	0	1	1	0											
<b>Barry Lyons, R</b> OBP: 0.270, SLG: 0.353										4	1	1	4	0	0	1											
<b>Rafael Santana, R</b> OBP: 0.318, SLG: 0.387										3	0	2	1	0	1	0											
<b>Terry Leach, R</b> OBP: 0.121, SLG: 0.065 <b>David Cone, L</b>										1	0	0	0	0	0	1											
<b>Mookie Wilson, S</b> OBP: 0.351, SLG: 0.462 <b>Randy Myers, L</b> OBP: 0.200, SLG: 0.200										1	0	0	0	0	0	0											
<b>Inning Stats</b>	R: 1 E: 1 K: 0 S: 5	H: 3 LOB: 1 BB: 0 P: 5	R: 0 E: 0 K: 0 S: 4	H: 1 LOB: 1 BB: 0 P: 4	R: 0 E: 0 K: 1 S: 5	H: 0 LOB: 0 BB: 0 P: 5	R: 2 E: 0 K: 2 S: 10	H: 3 LOB: 1 BB: 0 P: 10	R: 0 E: 0 K: 1 S: 5	H: 0 LOB: 0 BB: 0 P: 5	R: 4 E: 0 K: 1 S: 8	H: 4 LOB: 1 BB: 1 P: 12	R: 0 E: 0 K: 1 S: 5	H: 0 LOB: 0 BB: 0 P: 5	R: 0 E: 0 K: 2 S: 7	H: 0 LOB: 0 BB: 0 P: 7	1B: 8 2B: 1 3B: 0 HR: 2	SF: 0 SAC: 0 DP: 1 HBP: 0	WP: 0 PB: 0 SB: 0 CS: 1	PA: 35							
<b>PITCHER</b>	IP	WLS	BF	H	R	ER	SO	BB	IBB	HBP	BLK	WP	HR	S	P	ERA	WHIP										
<b>Kelly Downs, R</b> ERA: 4.06	5.1	L	27	11	7	7	5	0	0	0	1	0	0	36	40	11.81	2.062										
<b>Craig Lefferts, L</b> ERA: 4.01	1.2		4	0	0	0	1	0	0	0	0	0	0	6	6	0.00	0.000										
<b>Jeff Robinson, R</b> ERA: 2.79	1.0		3	0	0	0	2	0	0	0	0	0	0	7	7	0.00	0.000										

AB	33
R	7
H	11
RBI	7
BB	1
SO	8
LOB	7





Batter	1	2	3	4	5	6	7	8	9	AB	R	H	RBI	BB	SO	LOB	TOP									
<b>Stan Jefferson, S</b> OBP: 0.322, SLG: 0.371 (1, 8)	0-0 4-3	0-0 F7		0-3 K		0-0 E4 1B		0-0 L3		5	0	0	0	0	1	3										
<b>Tony Gwynn, L</b> OBP: 0.438, SLG: 0.516 (1, 9)	0-0 S 1B		0-3 K		0-0 F8	0-0 1-3 3-H 1B			0-0 1-3	5	1	2	1	0	1	0										
<b>Camelto Martinez, R</b> OBP: 0.371, SLG: 0.415 <b>Shane Mack, R</b> OBP: 0.296, SLG: 0.395 (1, 7)	4-0 1B		0-0 HR 1B		0-0 F8	0-0 F8			0-0 F9	3	1	1	0	1	0	2										
<b>John Kruk, L</b> OBP: 0.428, SLG: 0.524 (1, 3)	0-0 F7		0-0 HR		0-0 F5			0-0 S 1B	0-3 K	5	1	2	2	0	1	2										
<b>Benito Santiago, R</b> OBP: 0.315, SLG: 0.441 (1, 2)	0-0 1-3 2-H 1B		0-3 K			0-3 K		0-0 F9		4	0	1	1	0	2	1										
<b>Randy Ready, R</b> OBP: 0.414, SLG: 0.451 (1, 5)	0-0 K		0-0 F5			0-0 1B 2B		4-0 G4-6-3 BB		3	1	1	0	1	1	2										
<b>Garry Templeton, S</b> OBP: 0.287, SLG: 0.299 (1, 6)		0-3 K		0-0 F7		4-0 1B E BB		0-0 G4-6-3 1-2		3	1	0	0	1	1	2										
<b>Tim Flannery, L</b> OBP: 0.349, SLG: 0.288 (1, 4)	0-0 4-3		0-0 F7		0-0 F7	0-0 E 1-3 2-H 1B 1B		4-0 L1-4 BB		3	1	1	1	1	0	0										
<b>Jimmy Jones, R</b> OBP: 0.243, SLG: 0.306 <b>Lance McCullers, S</b> OBP: 0.167, SLG: 0.091 <b>Mark Davis, L</b> OBP: 0.222, SLG: 0.333 (1, 1)		0-0 1B		0-0 1B		0-0 F7		0-0 L1-4 1-2		3	0	2	0	0	0	2										
<b>Inning Stats</b>	R: 1 E: 0 K: 1 S: 7	H: 2 LOB: 2 BB: 1 P: 11	R: 0 E: 0 K: 1 S: 6	H: 1 LOB: 1 BB: 0 P: 6	R: 2 E: 0 K: 2 S: 9	H: 2 LOB: 0 BB: 0 P: 9	R: 0 E: 0 K: 1 S: 6	H: 1 LOB: 1 BB: 0 P: 6	R: 0 E: 0 K: 0 S: 3	H: 0 LOB: 0 BB: 0 P: 3	R: 3 E: 1 K: 0 S: 9	H: 3 LOB: 2 BB: 1 P: 13	R: 0 E: 0 K: 0 S: 3	H: 1 LOB: 1 BB: 1 P: 7	R: 0 E: 0 K: 0 S: 2	H: 0 LOB: 0 BB: 1 P: 6	R: 0 E: 0 K: 1 S: 5	H: 0 LOB: 0 BB: 0 P: 5	1B: 8 2B: 2 3B: 0 HR: 1	SF: 0 SAC: 0 DP: 2 HBP: 0	WP: 0 PB: 0 SB: 3 CS: 0	PA: 40				
<b>PITCHER</b>	IP	WLS	BF	H	R	ER	SO	BB	IBB	HBP	BLK	WP	HR	S	P	ERA	WHIP									
<b>Ron Darling, R</b> ERA: 4.49	(1, 1)	6.0	L	30	9	6	4	6	2	0	0	0	0	1	40	48	6.00	1.833								
<b>Jeff Innis, R</b> ERA: 3.24	(7, 1)	1.0		4	1	0	0	0	1	0	0	0	0	0	3	7	0.00	2.000								
<b>Jesse Orosco, L</b> ERA: 4.88	(8, 1)	2.0		6	0	0	0	1	1	0	0	0	0	0	7	11	0.00	0.500								

San Diego Padres @ New York Mets  
Shea Stadium, Flushing, NY  
Fri Aug 21 1987, 7:05 PM EDT  
Att: 41,088 - Unknown

AB	36
R	6
H	10
RBI	5
BB	4
SO	7
LOB	15



Batter	1	2	3	4	5	6	7	8	9	AB	R	H	RBI	BB	SO	LOB	BOTTOM								
<b>Lenny Dykstra, L</b> OBP: 0.349, SLG: 0.445 <b>Jeff Innis, R</b> OBP: 0.401, SLG: 0.458 (1, 8)	1-0 SH2-3 HBP		0-0 FC6-5 PO			0-0 F8		0-0 1B	0-0 G3	2	0	0	0	0	0	2									
<b>Wally Backman, S</b> OBP: 0.297, SLG: 0.271 <b>Bill Almon, R</b> OBP: 0.329, SLG: 0.306 (1, 4)	0-0 SH2-3		0-0 PO	4-0 G4-6-3 BB		0-0 1-3		0-3 K	0-3 K	2	0	0	0	1	1	2									
<b>Keith Hernandez, L</b> OBP: 0.388, SLG: 0.447 (1, 3)	0-0 3-1			0-0 G4-6-3		0-0 F9		0-0 FC5-4 1B		4	0	1	0	0	0	3									
<b>Darryl Strawberry, L</b> OBP: 0.401, SLG: 0.588 (1, 9)	0-3 K			0-0 F9				0-0 1B	0-3 K	4	0	1	0	0	2	3									
<b>Kevin McReynolds, R</b> OBP: 0.335, SLG: 0.517 (1, 7)		0-0 F8			0-0 1B			0-0 BB	0-0 FC5-4	4	0	2	0	0	0	2									
<b>Gary Carter, R</b> OBP: 0.297, SLG: 0.403 (1, 2)		0-0 5-3			0-3 K			0-3 K		4	1	1	0	0	2	3									
<b>Howard Johnson, S</b> OBP: 0.368, SLG: 0.538 (1, 5)		0-0 F4			0-0 G5-4-3 1B			0-0 F5		4	1	2	1	0	0	2									
<b>Rafael Santana, R</b> OBP: 0.319, SLG: 0.388 <b>Lee Mazzilli, S</b> OBP: 0.408, SLG: 0.459 <b>Jesse Orosco, R</b> OBP: 0.422, SLG: 0.606 (1, 6)			0-0 FC6-5 SH3-4		0-0 G5-4-3			4-0 BB	0-0 2B	2	0	1	0	0	0	2									
<b>Tim Teufel, R</b> OBP: 0.422, SLG: 0.606 (9, PH)					1-2 BB			1-2 BB		1	0	1	1	0	0	0									
<b>Ron Darling, R</b> OBP: 0.172, SLG: 0.232 <b>Mookie Wilson, S</b> OBP: 0.351, SLG: 0.459 (1, 1)			0-0 SH3-4			4-0 BB		0-3 K	0-0 6-3	0	0	0	0	0	0	0									
<b>Inning Stats</b>	R: 0 E: 0 K: 1 S: 5	H: 0 LOB: 1 BB: 0 P: 6	R: 0 E: 0 K: 0 S: 3	H: 0 LOB: 0 BB: 0 P: 3	R: 0 E: 0 K: 0 S: 3	H: 1 LOB: 0 BB: 0 P: 3	R: 0 E: 0 K: 0 S: 2	H: 0 LOB: 0 BB: 1 P: 6	R: 0 E: 0 K: 1 S: 6	H: 2 LOB: 1 BB: 0 P: 6	R: 0 E: 0 K: 0 S: 3	H: 0 LOB: 1 BB: 1 P: 7	R: 0 E: 0 K: 2 S: 9	H: 2 LOB: 3 BB: 1 P: 13	R: 0 E: 0 K: 2 S: 9	H: 2 LOB: 2 BB: 0 P: 9	R: 2 E: 0 K: 1 S: 8	H: 3 LOB: 1 BB: 0 P: 8	1B: 8 2B: 2 3B: 0 HR: 0	SF: 0 SAC: 2 DP: 2 HBP: 1	WP: 0 PB: 0 SB: 0 CS: 0	PA: 39			
<b>PITCHER</b>	IP	WLS	BF	H	R	ER	SO	BB	IBB	HBP	BLK	WP	HR	S	P	ERA	WHIP								
<b>Jimmy Jones, R</b> ERA: 4.45	(1, 1)	6.0	W	23	5	0	0	2	2	0	1	0	0	24	33	0.00	1.167								
<b>Lance McCullers, R</b> ERA: 4.21	(7, 1)	2.0		12	5	2	2	4	1	0	0	0	0	19	23	9.00	3.000								
<b>Mark Davis, L</b> ERA: 4.35	(9, 1)	1.0		3	0	0	0	1	0	0	0	0	0	5	5	0.00	0.000								

San Diego Padres @ New York Mets  
Shea Stadium, Flushing, NY  
Fri Aug 21 1987, 7:05 PM EDT  
Att: 41,088 - Unknown

AB	32
R	2
H	10
RBI	2
BB	3
SO	7
LOB	25





Batter	1	2	3	4	5	6	7	8	9	AB	R	H	RBI	BB	SO	LOB	TOP																					
Stan Jefferson, S OBP: 0.326, SLG: 0.379 (1, 8)	L3		FC4 BB		4-3		1B 3B		3B 1B	4	2	2	0	1	0	0	<b>San Diego Padres @ New York Mets</b> Shea Stadium, Flushing, NY Sat Aug 22 1987, 7:05 PM EDT Att: 38,476 - Unknown																					
Tony Gwynn, L OBP: 0.438, SLG: 0.520 (1, 9)	6-3		FC4		F7		1B		SF7 3B	5	1	2	2	0	0	2																						
Carmelo Martinez, R Shane Mack, R OBP: 0.398, SLG: 0.411 OBP: 0.293, SLG: 0.393 (1, 7) (6, 8)	K		K		6-3		K		SF7	3	0	0	0	0	2	3																						
John Kruk, L Tim Flannery, L OBP: 0.431, SLG: 0.537 OBP: 0.348, SLG: 0.286 (7, PR) (7, 4)		HR 1B	SF7			HR	E 1B		F8	3	2	3	2	0	0	0																						
Benito Santiago, R OBP: 0.314, SLG: 0.438 (1, 2)		K	F9			HR	E4 G4-6-3		F8	5	0	1	0	0	1	5																						
Randy Ready, R OBP: 0.415, SLG: 0.468 (1, 4) (7, 5)		HR			5-3		1B 2B		G4-6-3	4	2	2	2	0	0	3																						
Garry Templeton, S OBP: 0.287, SLG: 0.298 (1, 6)		5-3			F9		1B		3-1	4	0	1	1	0	0	0																						
Luis Salazar, R OBP: 0.328, SLG: 0.366 (1, 5) (7, 3)		L9			K		IBB		6-3	3	0	0	0	1	1	0																						
Ed Whitson, R Mark Davis, L Lance McCullers, S Rich Gossage, R OBP: 0.130, SLG: 0.132 OBP: 0.207, SLG: 0.310 OBP: 0.154, SLG: 0.083 (1, 1) (3, 1) (7, 1) (8, 1)			FC4 SF7 BB			F8	G3		K	0	1	0	0	1	0	0																						
<b>Inning Stats</b>	R: 0 E: 0 K: 1 S: 5	H: 0 LOB: 0 BB: 0 P: 5	R: 2 E: 0 K: 1 S: 7	H: 2 LOB: 0 BB: 0 P: 7	R: 1 E: 0 K: 1 S: 6	H: 0 LOB: 2 BB: 2 P: 14	R: 0 E: 0 K: 1 S: 5	H: 0 LOB: 0 BB: 0 P: 5	R: 0 E: 0 K: 0 S: 3	H: 0 LOB: 0 BB: 0 P: 3	R: 2 E: 0 K: 0 S: 6	H: 4 LOB: 2 BB: 1 P: 10	R: 1 E: 1 K: 1 S: 8	H: 3 LOB: 3 BB: 0 P: 8	R: 0 E: 0 K: 1 S: 5	H: 0 LOB: 0 BB: 0 P: 5		R: 2 E: 0 K: 0 S: 5	H: 2 LOB: 0 BB: 0 P: 5	1B: 6 2B: 1 3B: 2 HR: 2	SF: 2 SAC: 0 DP: 1 HBP: 0	WP: 0 PB: 0 SB: 0 CS: 2	PA: 41															
<b>PITCHER</b>	IP	WLS	BF	H	R	ER	SO	BB	IBB	HBP	BLK	WP	HR	S	P	ERA	WHIP	<b>PITCHER</b>				IP	WLS	BF	H	R	ER	SO	BB	IBB	HBP	BLK	WP	HR	S	P	ERA	WHIP
Sid Fernandez, L ERA: 3.55 (1, 1)	6.0	L	27	6	5	4	4	2	1	0	0	0	2	32	44	6.00	1.333																					
Doug Sisk, R ERA: 3.64 (7, 1)	2.0		9	3	1	1	2	0	0	0	0	0	0	13	13	4.50	1.500																					
Randy Myers, L ERA: 4.67 (9, 1)	1.0		5	2	2	2	0	0	0	0	0	0	0	5	5	18.00	2.000																					

AB	36
R	8
H	11
RBI	8
BB	3
SO	6
LOB	16



Batter	1	2	3	4	5	6	7	8	9	AB	R	H	RBI	BB	SO	LOB	BOTTOM																					
Lenny Dykstra, L Doug Sisk, R OBP: 0.349, SLG: 0.447 (1, 8) (7, 1)	6-3		F7			F8 2B		K		3	0	1	0	0	0	1	<b>San Diego Padres @ New York Mets</b> Shea Stadium, Flushing, NY Sat Aug 22 1987, 7:05 PM EDT Att: 38,476 - Unknown																					
Lee Mazzilli, S OBP: 0.405, SLG: 0.455 (8, PH) (9, 7)								K		0	0	0	0	0	0	0																						
Wally Backman, S Tim Teufel, R OBP: 0.296, SLG: 0.270 OBP: 0.421, SLG: 0.602 (1, 4) (3, PH) (4, 4)	F6		K			F8		1B 1B		1	0	0	0	0	0	0																						
Keith Hernandez, L OBP: 0.387, SLG: 0.446 (1, 3)	6-3				4-3	K		1B		4	0	1	0	0	1	1																						
Darryl Strawberry, L OBP: 0.402, SLG: 0.588 (1, 9)		FC5-4 1B			K		HR 1B	K		4	1	2	0	0	2	2																						
Kevin McReynolds, R Randy Myers, L OBP: 0.334, SLG: 0.513 OBP: 0.200, SLG: 0.200 (1, 7) (9, 1)		FC5-4 S			L5		HR BB	F2		3	1	0	0	1	0	3																						
Gary Carter, R OBP: 0.297, SLG: 0.409 (1, 2)		5-3			F4		HR	L8		4	1	1	3	0	0	1																						
Howard Johnson, S OBP: 0.367, SLG: 0.534 (1, 6)		5-3				CS BB	4-3	F5		3	0	0	0	1	0	1																						
Dave Magadan, L OBP: 0.398, SLG: 0.452 (1, 5)					G3		4-3	4-3		4	0	1	0	0	0	1																						
Sid Fernandez, L Mookie Wilson, S OBP: 0.179, SLG: 0.216 OBP: 0.349, SLG: 0.456 (1, 1) (6, PH) (7, 8)			SH1-4 1B			6-3		F8		0	0	0	0	0	0	0																						
<b>Inning Stats</b>	R: 0 E: 0 K: 0 S: 3	H: 0 LOB: 0 BB: 0 P: 3	R: 0 E: 0 K: 0 S: 4	H: 1 LOB: 1 BB: 0 P: 4	R: 0 E: 0 K: 1 S: 6	H: 1 LOB: 1 BB: 0 P: 6	R: 0 E: 0 K: 1 S: 5	H: 0 LOB: 0 BB: 0 P: 5	R: 0 E: 0 K: 0 S: 2	H: 0 LOB: 0 BB: 1 P: 6	R: 3 E: 0 K: 1 S: 5	H: 2 LOB: 1 BB: 1 P: 9	R: 0 E: 0 K: 2 S: 9	H: 2 LOB: 2 BB: 0 P: 9	R: 0 E: 0 K: 0 S: 3	H: 0 LOB: 0 BB: 0 P: 3	1B: 5 2B: 1 3B: 0 HR: 1	SF: 0 SAC: 1 DP: 0 HBP: 0	WP: 0 PB: 0 SB: 1 CS: 1	PA: 35																		
<b>PITCHER</b>	IP	WLS	BF	H	R	ER	SO	BB	IBB	HBP	BLK	WP	HR	S	P	ERA	WHIP	<b>PITCHER</b>				IP	WLS	BF	H	R	ER	SO	BB	IBB	HBP	BLK	WP	HR	S	P	ERA	WHIP
Ed Whitson, R ERA: 4.58 (3, 1)	4.0	W	15	2	2	2	3	2	0	0	0	0	0	19	27	4.50	1.000																					
Mark Davis, L ERA: 4.26 (7, 1)	1.0		4	1	1	1	0	0	0	0	0	0	1	4	4	9.00	1.000																					
Lance McCullers, R Rich Gossage, R ERA: 4.26 ERA: 2.49 (8, 1)	2.0	S	8	2	0	0	2	0	0	0	0	0	0	12	12	0.00	1.000																					

AB	32
R	3
H	7
RBI	3
BB	2
SO	5
LOB	12





Batter	1	2	3	4	5	6	7	8	9	AB	R	H	RBI	BB	SO	LOB	TOP								
Stan Jefferson, S OBP: 0.325, SLG: 0.377	6-3		F8				6-3			4	0	1	1	0	0	3	<b>San Diego Padres @ New York Mets</b> Shea Stadium, Flushing, NY Sun Aug 23 1987, 3:33 AM EDT Att: 42,951 - Unknown								
Randy Ready, R OBP: 0.413, SLG: 0.472	6-3			1B		F8		L4		4	1	1	0	0	0	0									
Tony Gwynn, L OBP: 0.436, SLG: 0.517	F7			K			4-3	1B		4	0	1	0	0	1	1									
Carmelo Martinez, R OBP: 0.369, SLG: 0.410		F9			G5-4-3		4-3	1B		3	0	1	1	1	0	0									
Benito Santiago, R OBP: 0.311, SLG: 0.435	L6						4-3	BB		3	0	0	0	0	0	3									
Bruce Bochy, R OBP: 0.276, SLG: 0.281				G5-4-3			4-3			1	0	1	0	0	0	0									
Manvell Wynne, L OBP: 0.329, SLG: 0.340	F7						1-3			4	0	0	0	0	0	3									
Garry Templeton, S OBP: 0.289, SLG: 0.301							F8			4	1	2	0	0	0	1									
Tim Flannery, L OBP: 0.297, SLG: 0.289								FC6-4		2	0	1	0	0	1	1									
Shane Mack, R OBP: 0.295, SLG: 0.293										0	0	0	0	0	0	0									
Keith Cornstock, L OBP: 0.295, SLG: 0.293										0	0	0	0	0	0	0									
Greg Booker, R OBP: 0.295, SLG: 0.293										0	0	0	0	0	0	0									
Storm Davis, R OBP: 0.295, SLG: 0.293										0	0	0	0	0	0	0									
Chris Brown, R OBP: 0.295, SLG: 0.293										1	0	1	0	0	0	0									
Eric Nolte, L OBP: 0.111, SLG: 0.111										1	0	0	0	0	0	1									
Luis Salazar, R OBP: 0.325, SLG: 0.361										2	0	0	0	0	0	3									
<b>Inning Stats</b>	R: 0 E: 0 K: 0 S: 3	H: 0 LOB: 0 BB: 0 P: 3	R: 0 E: 0 K: 0 S: 3	H: 0 LOB: 0 BB: 0 P: 3	R: 0 E: 0 K: 1 S: 6	H: 1 LOB: 1 BB: 0 P: 6	R: 1 E: 0 K: 1 S: 6	H: 2 LOB: 0 BB: 0 P: 6	R: 1 E: 0 K: 0 S: 5	H: 3 LOB: 2 BB: 0 P: 5	R: 0 E: 0 K: 0 S: 4	H: 1 LOB: 2 BB: 1 P: 8	R: 0 E: 0 K: 0 S: 3	H: 0 LOB: 1 BB: 1 P: 7	R: 0 E: 0 K: 0 S: 3	H: 0 LOB: 0 BB: 0 P: 3	R: 0 E: 0 K: 0 S: 5	H: 2 LOB: 2 BB: 0 P: 5	1B: 8 2B: 0 3B: 1 HR: 0	SF: 0 SAC: 1 DP: 1 HBP: 0	WP: 0 PB: 0 SB: 2 CS: 0	PA: 36			
<b>PITCHER</b>	IP	WLS	BF	H	R	ER	SO	BB	IBB	HBP	BLK	WP	HR	S	P	ERA	WHIP								
Dwight Gooden, R ERA: 3.07	6.1	W	26	7	2	2	2	2	0	0	0	0	0	28	36	2.84	1.421								
Roger McDowell, R ERA: 4.16	2.2	S	10	2	0	0	0	0	0	0	0	0	0	10	10	0.00	0.750								

Batter	1	2	3	4	5	6	7	8	9	AB	R	H	RBI	BB	SO	LOB	BOTTOM								
Mookie Wilson, S OBP: 0.350, SLG: 0.455	5-3		F9		5-3					5	2	2	1	0	0	0	<b>San Diego Padres @ New York Mets</b> Shea Stadium, Flushing, NY Sun Aug 23 1987, 3:33 AM EDT Att: 42,951 - Unknown								
Tim Lincecum, R OBP: 0.425, SLG: 0.610	F8				F8					4	1	2	1	1	0	0									
Keith Hernandez, L OBP: 0.389, SLG: 0.447			4-3							3	1	1	0	1	0	2									
Darryl Strawberry, L OBP: 0.400, SLG: 0.592	F9				F9					4	1	1	2	0	0	3									
Kevin McReynolds, R OBP: 0.331, SLG: 0.508		K								5	0	0	0	0	1	3									
Howard Johnson, S OBP: 0.369, SLG: 0.540					5-3					3	2	1	1	1	0	1									
Barry Lyons, R OBP: 0.276, SLG: 0.346										2	1	0	1	1	1	1									
Rafael Santana, R OBP: 0.321, SLG: 0.387										3	0	1	2	1	0	1									
Dwight Gooden, R OBP: 0.244, SLG: 0.244										3	1	1	0	0	0	2									
Roger McDowell, R OBP: 0.308, SLG: 0.333										1	0	0	0	0	0	1									
<b>Inning Stats</b>	R: 0 E: 0 K: 0 S: 3	H: 0 LOB: 1 BB: 0 P: 4	R: 1 E: 0 K: 1 S: 6	H: 1 LOB: 0 BB: 0 P: 6	R: 0 E: 0 K: 0 S: 4	H: 1 LOB: 1 BB: 0 P: 4	R: 1 E: 0 K: 0 S: 4	H: 1 LOB: 1 BB: 1 P: 8	R: 1 E: 1 K: 1 S: 5	H: 2 LOB: 1 BB: 0 P: 5	R: 0 E: 1 K: 1 S: 6	H: 0 LOB: 2 BB: 1 P: 10	R: 5 E: 0 K: 0 S: 5	H: 2 LOB: 1 BB: 3 P: 18	R: 1 E: 0 K: 0 S: 5	H: 2 LOB: 1 BB: 0 P: 5	1B: 4 2B: 3 3B: 0 HR: 2	SF: 1 SAC: 0 DP: 0 HBP: 2	WP: 1 PB: 0 SB: 2 CS: 0	PA: 41					
<b>PITCHER</b>	IP	WLS	BF	H	R	ER	SO	BB	IBB	HBP	BLK	WP	HR	S	P	ERA	WHIP								
Eric Nolte, L ERA: 1.95	6.0	L	27	5	3	2	2	1	1	0	0	0	0	28	37	3.00	1.000								
Keith Cornstock, L ERA: 3.59	0.1		4	1	3	3	0	2	0	0	0	0	0	2	10	81.00	9.000								
Greg Booker, R ERA: 3.63	0.2		5	1	2	2	0	1	0	1	0	1	0	3	8	27.00	3.000								
Storm Davis, R ERA: 6.38	1.0		5	2	1	1	0	0	0	0	0	0	0	5	5	9.00	2.000								





Batter	1	2	3	4	5	6	7	8	9	AB	R	H	RBI	BB	SO	LOB	TOP										
Glenn Hoffman, R (1, 6) OBP: 0.273, SLG: 0.278			4-3		B1-3					4	0	2	0	0	0	0											
Franklin Stubbs, L (1, 9) OBP: 0.302, SLG: 0.439	F7		6-3					L8		3	0	0	0	0	0	1											
Steve Sax, R (8, PH) OBP: 0.310, SLG: 0.338										1	0	0	0	0	0	1											
Matt Young, L (8, 1)										0	0	0	0	0	0	0											
Pedro Guerrero, R (1, 7) OBP: 0.400, SLG: 0.537	L3									2	0	0	0	1	0	1											
Danny Heep, L (6, 7) OBP: 0.215, SLG: 0.213										0	0	0	0	0	0	0											
Tito Landrum, R (9, PH) OBP: 0.300, SLG: 0.264				BB						1	0	0	0	0	0	0											
John Shelby, S (1, 8) OBP: 0.293, SLG: 0.451										4	0	1	0	0	1	1											
Mickey Hatcher, R (1, 3) OBP: 0.350, SLG: 0.465										4	0	0	0	0	2	1											
Mike Scioscia, L (1, 2) OBP: 0.350, SLG: 0.389										3	0	1	0	0	0	0											
Phil Garner, R (1, 4) OBP: 0.275, SLG: 0.308										3	0	0	0	0	0	2											
Tracy Woodson, R (1, 5) OBP: 0.281, SLG: 0.317										2	0	0	0	1	0	0											
Shawn Hillegas, R (1, 1)										2	0	0	0	0	1	3											
Ken Landreaux, L (8, PH) OBP: 0.279, SLG: 0.348										1	0	0	0	0	1	0											
<b>Inning Stats</b>	R: 0 E: 0 K: 0 S: 3	H: 1 LOB: 0 BB: 0 P: 3	R: 0 E: 0 K: 0 S: 5	H: 2 LOB: 3 BB: 1 P: 9	R: 0 E: 0 K: 0 S: 3	H: 0 LOB: 1 BB: 1 P: 7	R: 0 E: 0 K: 0 S: 3	H: 0 LOB: 0 BB: 0 P: 3	R: 0 E: 0 K: 1 S: 5	H: 0 LOB: 0 BB: 0 P: 5	R: 0 E: 0 K: 1 S: 5	H: 0 LOB: 0 BB: 0 P: 5	R: 0 E: 0 K: 1 S: 6	H: 1 LOB: 1 BB: 0 P: 6	R: 0 E: 0 K: 1 S: 5	H: 0 LOB: 0 BB: 0 P: 5	1B: 3 2B: 2 3B: 0 HR: 0	SF: 0 SAC: 0 DP: 1 HBP: 0	WP: 0 PB: 0 SB: 0 CS: 0	PA: 32							
<b>PITCHER</b>	IP	WLS	BF	H	R	ER	SO	BB	IBB	HBP	BLK	WP	HR	S	P	ERA	WHIP										
Rick Aguilera, R (1, 1) ERA: 3.56	7.2	W	28	4	0	0	4	1	1	0	0	0	0	34	42	0.00	0.652										
Randy Myers, L (8, 1) ERA: 4.54	0.1		1	0	0	0	0	0	0	0	0	0	0	1	1	0.00	0.000										
Roger McDowell, R (9, 1) ERA: 4.11	1.0	S	3	0	0	0	1	0	0	0	0	0	0	5	5	0.00	0.000										

Los Angeles Dodgers @ New York Mets  
Shea Stadium, Flushing, NY  
Mon Aug 24 1987, 7:05 PM EDT  
Att: 38,377 - Unknown

AB	30
R	0
H	4
RBI	0
BB	2
SO	5
LOB	10



Batter	1	2	3	4	5	6	7	8	9	AB	R	H	RBI	BB	SO	LOB	BOTTOM										
Lenny Dykstra, L (1, 8) OBP: 0.348, SLG: 0.447	F7							G3		4	1	1	0	0	0	1											
Wally Backman, S (1, 4) OBP: 0.297, SLG: 0.268										2	0	0	0	1	0	0											
Keith Hernandez, L (1, 3) OBP: 0.390, SLG: 0.446										3	0	1	1	1	1	0											
Darryl Strawberry, L (1, 9) OBP: 0.401, SLG: 0.591										2	0	1	0	1	0	0											
Kevin McReynolds, R (1, 7) OBP: 0.329, SLG: 0.504										3	0	0	0	0	0	4											
Gary Carter, R (1, 2) OBP: 0.295, SLG: 0.406										3	0	0	0	0	0	4											
Howard Johnson, S (1, 5) OBP: 0.368, SLG: 0.537										2	0	0	0	1	1	0											
Rafael Santana, R (1, 6) OBP: 0.318, SLG: 0.384										3	0	0	0	0	1	1											
Rick Aguilera, R (1, 1) OBP: 0.217, SLG: 0.227										3	0	0	0	0	3	1											
Randy Myers, L (8, 1) OBP: 0.200, SLG: 0.200										0	0	0	0	0	0	0											
Roger McDowell, R (9, 1) OBP: 0.308, SLG: 0.333										0	0	0	0	0	0	0											
<b>Inning Stats</b>	R: 0 E: 0 K: 1 S: 5	H: 0 LOB: 0 BB: 0 P: 5	R: 0 E: 0 K: 0 S: 3	H: 0 LOB: 0 BB: 0 P: 3	R: 0 E: 0 K: 3 S: 9	H: 0 LOB: 0 BB: 0 P: 9	R: 1 E: 0 K: 0 S: 5	H: 2 LOB: 2 BB: 1 P: 9	R: 0 E: 0 K: 1 S: 5	H: 0 LOB: 1 BB: 1 P: 9	R: 0 E: 0 K: 0 S: 3	H: 1 LOB: 2 BB: 2 P: 11	R: 0 E: 0 K: 1 S: 5	H: 0 LOB: 0 BB: 0 P: 5	R: 0 E: 0 K: 0 S: 3	H: 0 LOB: 0 BB: 0 P: 3	1B: 2 2B: 1 3B: 0 HR: 0	SF: 0 SAC: 1 DP: 0 HBP: 0	WP: 0 PB: 0 SB: 1 CS: 1	PA: 30							
<b>PITCHER</b>	IP	WLS	BF	H	R	ER	SO	BB	IBB	HBP	BLK	WP	HR	S	P	ERA	WHIP										
Shawn Hillegas, R (1, 1) ERA: 3.18	7.0	L	27	3	1	1	6	4	0	0	0	0	0	35	51	1.29	1.000										
Matt Young, L (8, 1) ERA: 4.19	1.0		3	0	0	0	0	0	0	0	0	0	0	3	3	0.00	0.000										

Los Angeles Dodgers @ New York Mets  
Shea Stadium, Flushing, NY  
Mon Aug 24 1987, 7:05 PM EDT  
Att: 38,377 - Unknown

AB	25
R	1
H	3
RBI	1
BB	4
SO	6
LOB	11





Batter	1	2	3	4	5	6	7	8	9	AB	R	H	RBI	BB	SO	LOB	TOP								
Steve Sax, R OBP: 0.309, SLG: 0.335 (1, 4)	G3		4-3					K	FC6-4	4	0	0	0	1	1	2	<b>Los Angeles Dodgers @ New York Mets</b> Shea Stadium, Flushing, NY Tue Aug 25 1987, 7:05 PM EDT Att: 41,286 - Unknown <a href="http://livebaseballscorecards.com">livebaseballscorecards.com</a>								
Franklin Stubbs, L OBP: 0.302, SLG: 0.439 (1, 9) (9, 3)	HR		F8					G3		4	1	1	0	0	0	2									
Pedro Guerrero, R OBP: 0.400, SLG: 0.535 (1, 7)	K		F9					FC6-4	1B	3	0	1	0	0	1	1									
John Shelby, S OBP: 0.292, SLG: 0.456 (1, 8)	HR			E4				FC6-4		4	1	1	2	0	0	2									
Mickey Hatcher, R OBP: 0.345, SLG: 0.458 Tito Landrum, R OBP: 0.300, SLG: 0.264 (1, 3) (9, 9)	6-3			K				F2	G5-6-3	4	0	0	0	0	1	2									
Mike Scioscia, L OBP: 0.347, SLG: 0.385 (1, 2)			F9					5-3	K	4	0	0	0	0	1	1									
Tracy Woodson, R OBP: 0.295, SLG: 0.331 (1, 5)								L6		4	1	3	0	0	0	0									
Glenn Hoffman, R OBP: 0.284, SLG: 0.280 (1, 6)								6-3		3	0	1	0	1	0	1									
Fernando Valenzuela, L OBP: 0.195, SLG: 0.195 (1, 1)			F9					F7	FC6-4	4	0	1	1	0	1	3									
<b>Inning Stats</b>	R: 2 E: 0 K: 1 S: 7	H: 2 LOB: 0 BB: 0 P: 7	R: 0 E: 0 K: 0 S: 4	H: 1 LOB: 1 BB: 0 P: 4	R: 0 E: 0 K: 0 S: 3	H: 0 LOB: 0 BB: 0 P: 3	R: 0 E: 1 K: 1 S: 5	H: 0 LOB: 0 BB: 0 P: 5	R: 0 E: 0 K: 1 S: 5	H: 1 LOB: 2 BB: 0 P: 13	R: 0 E: 0 K: 0 S: 3	H: 0 LOB: 1 BB: 0 P: 4	R: 0 E: 0 K: 0 S: 3	H: 0 LOB: 0 BB: 0 P: 3	R: 0 E: 0 K: 1 S: 6	H: 1 LOB: 1 BB: 0 P: 6	R: 1 E: 0 K: 1 S: 8	H: 3 LOB: 3 BB: 0 P: 8	1B: 6 2B: 1 3B: 0 HR: 1	SF: 0 SAC: 0 DP: 0 HBP: 1	WP: 0 PB: 0 SB: 0 CS: 3	PA: 37			
<b>PITCHER</b>	IP	WLS	BF	H	R	ER	SO	BB	IBB	HBP	BLK	WP	HR	S	P	ERA	WHIP								
David Cone, R ERA: 4.42 (1, 1)	6.0	L	24	4	2	2	3	2	0	1	0	0	1	27	36	3.00	1.000								
Terry Leach, R ERA: 3.29 (7, 1)	3.0		13	4	1	1	2	0	0	0	0	0	0	17	17	3.00	1.333								

Batter	1	2	3	4	5	6	7	8	9	AB	R	H	RBI	BB	SO	LOB	BOTTOM								
Mookie Wilson, S OBP: 0.347, SLG: 0.454 (1, 8)	K		F7						K	5	1	1	0	0	2	0	<b>Los Angeles Dodgers @ New York Mets</b> Shea Stadium, Flushing, NY Tue Aug 25 1987, 7:05 PM EDT Att: 41,286 - Unknown <a href="http://livebaseballscorecards.com">livebaseballscorecards.com</a>								
Tim Lincecum, R OBP: 0.433, SLG: 0.611 (1, 4)	F8		WP					L4-3		3	0	2	1	2	0	0									
Keith Hernandez, L OBP: 0.392, SLG: 0.448 (1, 3)	BB							K		3	0	1	0	2	2	2									
Darryl Strawberry, L OBP: 0.400, SLG: 0.587 (1, 9)	BB							L4-3		3	0	0	0	1	1	5									
Kevin Reynolds, R OBP: 0.328, SLG: 0.501 (1, 7)	BB		F9					E5	SH1-3	3	0	0	0	1	1	5									
Gary Carter, R OBP: 0.295, SLG: 0.404 (1, 2)	F2							SH1-3		2	0	0	0	1	0	6									
Howard Johnson, S OBP: 0.367, SLG: 0.533 (1, 5)			K					G6-4-3	BB	3	0	0	0	1	3	4									
Rafael Santana, R OBP: 0.315, SLG: 0.379 (1, 6)	F8							G6-4-3		4	0	0	0	0	1	3									
David Cone, L (1, 1)								6-3		2	0	0	0	0	2	1									
Bill Almon, R OBP: 0.324, SLG: 0.302 (6, PH)										1	0	0	0	0	1	0									
Terry Leach, R OBP: 0.121, SLG: 0.065 (7, 1)										0	0	0	0	0	0	0									
Lee Mazzilli, S OBP: 0.402, SLG: 0.450 (9, PH)										1	0	0	0	0	0	0									
<b>Inning Stats</b>	R: 0 E: 0 K: 1 S: 6	H: 1 LOB: 3 BB: 2 P: 14	R: 0 E: 0 K: 2 S: 7	H: 0 LOB: 0 BB: 0 P: 7	R: 0 E: 0 K: 1 S: 5	H: 0 LOB: 2 BB: 2 P: 13	R: 0 E: 0 K: 3 S: 9	H: 0 LOB: 1 BB: 1 P: 13	R: 1 E: 1 K: 2 S: 10	H: 2 LOB: 3 BB: 1 P: 14	R: 0 E: 0 K: 1 S: 5	H: 0 LOB: 0 BB: 0 P: 5	R: 0 E: 0 K: 1 S: 5	H: 1 LOB: 0 BB: 0 P: 5	R: 0 E: 1 K: 0 S: 3	H: 0 LOB: 1 BB: 1 P: 7	R: 0 E: 0 K: 2 S: 7	H: 0 LOB: 1 BB: 1 P: 11	1B: 2 2B: 3 3B: 0 HR: 0	SF: 0 SAC: 1 DP: 2 HBP: 0	WP: 2 PB: 0 SB: 0 CS: 0	PA: 39			
<b>PITCHER</b>	IP	WLS	BF	H	R	ER	SO	BB	IBB	HBP	BLK	WP	HR	S	P	ERA	WHIP								
Fernando Valenzuela, L ERA: 4.14 (1, 1)	9.0	W	39	4	1	1	13	8	0	0	0	2	0	57	89	1.00	1.333								



Batter	1	2	3	4	5	6	7	8	9	AB	R	H	RBI	BB	SO	LOB	TOP					
Steve Sax, R OBP: 0.312, SLG: 0.338 (1, 4)										5	0	3	0	0	0	0						
Ken Landreaux, L OBP: 0.273, SLG: 0.339 (1, 7)										4	0	0	0	0	3	3						
Pedro Guerrero, R OBP: 0.403, SLG: 0.538 (1, 3)										3	2	2	0	1	1	1						
John Shelby, S OBP: 0.294, SLG: 0.455 (1, 8)										3	0	1	0	1	1	2						
Franklin Stubbs, L OBP: 0.302, SLG: 0.437 (8, PH)										2	0	0	0	1	1	4						
Tito Landrum, R OBP: 0.297, SLG: 0.261 (8, 9)										4	0	0	1	0	0	3						
Mickey Hatcher, R OBP: 0.340, SLG: 0.451 (8, 1)										0	0	0	0	0	0	0						
Mike Scioscia, L OBP: 0.381 (8, PH)										3	0	0	0	0	0	2						
Alex Trevino, R OBP: 0.295, SLG: 0.387 (8, 2)										1	0	0	0	0	2							
Glenn Hoffman, R OBP: 0.271, SLG: 0.266 (1, 6)										4	0	0	0	0	2	0						
Bob Welch, R OBP: 0.206, SLG: 0.152 (7, PH)										2	0	0	0	0	0	0						
Danny Hasegawa, L OBP: 0.273, SLG: 0.210 (7, 1)										1	0	0	0	0	0	0						
Tim Lincecum, R OBP: 0.388, SLG: 0.421 (8, 1)										0	0	0	0	0	0	0						
Rick Honeycutt, L OBP: 0.288, SLG: 0.287 (8, 1)										0	0	0	0	0	0	0						
Tim Crews, R OBP: 0.287 (8, 1)										0	0	0	0	0	0	0						
Matt Young, L OBP: 0.274, SLG: 0.306 (8, 5)										1	0	0	0	0	1	0						
Phil Garner, R OBP: 0.274, SLG: 0.306 (8, 5)										1	0	0	0	0	1	0						
<b>Inning Stats</b>	R: 0 E: 0 K: 3 S: 11	H: 2 LOB: 2 BB: 0 P: 11	R: 0 E: 0 K: 1 S: 5	H: 0 LOB: 0 BB: 0 P: 5	R: 0 E: 0 K: 2 S: 8	H: 1 LOB: 1 BB: 0 P: 8	R: 0 E: 0 K: 0 S: 3	H: 0 LOB: 1 BB: 1 P: 7	R: 0 E: 0 K: 2 S: 8	H: 1 LOB: 1 BB: 0 P: 8	R: 1 E: 0 K: 0 S: 4	H: 1 LOB: 0 BB: 0 P: 8	R: 0 E: 0 K: 0 S: 3	H: 0 LOB: 0 BB: 0 P: 3	R: 1 E: 0 K: 1 S: 7	H: 1 LOB: 2 BB: 1 P: 11	R: 0 E: 0 K: 1 S: 5	H: 0 LOB: 0 BB: 0 P: 5	1B: 5 2B: 1 3B: 0 HR: 0	SF: 0 SAC: 0 DP: 0 HBP: 0	WP: 0 PB: 0 SB: 0 CS: 0	PA: 37
<b>PITCHER</b>	IP	WLS	BF	H	R	ER	SO	BB	IBB	HBP	BLK	WP	HR	S	P	ERA	WHIP					
Ron Darling, R ERA: 4.36 (1, 1)	7.1	W	31	6	2	1	8	3	0	0	0	0	0	44	56	1.23	1.227					
Randy Myers, L ERA: 4.51 (8, 1)	0.1		2	0	0	0	1	0	0	0	0	0	0	4	4	0.00	0.000					
Roger McDowell, R ERA: 4.03 (8, 1)	1.1	S	4	0	0	0	1	0	0	0	0	0	0	6	6	0.00	0.000					

Los Angeles Dodgers @ New York Mets  
Shea Stadium, Flushing, NY  
Wed Aug 26 1987, 7:05 PM EDT  
Att: 39,270 - Unknown

AB	34
R	2
H	6
RBI	1
BB	3
SO	10
LOB	19



Batter	1	2	3	4	5	6	7	8	9	AB	R	H	RBI	BB	SO	LOB	BOTTOM					
Lenny Dykstra, L OBP: 0.349, SLG: 0.445 (8, PH)										2	0	0	0	1	0	0						
Kevin McReynolds, R OBP: 0.350, SLG: 0.501 (9, 7)										0	0	0	0	1	0	0						
Wally Backman, S OBP: 0.294, SLG: 0.265 (8, PH)										3	0	0	0	0	0	1						
Tim Teufel, R OBP: 0.435, SLG: 0.611 (9, 4)										0	0	0	0	1	0	0						
Keith Hernandez, L OBP: 0.393, SLG: 0.455 (1, 3)										4	1	2	1	0	0	3						
Darryl Strawberry, L OBP: 0.398, SLG: 0.583 (1, 9)										3	0	0	0	0	2	0						
Lee Mazzilli, S OBP: 0.408, SLG: 0.456 (8, 1)										3	2	2	0	0	0	0						
Roger McDowell, R OBP: 0.308, SLG: 0.333 (8, 1)										0	0	0	0	0	0	0						
Gary Carter, R OBP: 0.295, SLG: 0.403 (1, 2)										3	0	1	1	0	1	1						
Howard Johnson, S OBP: 0.367, SLG: 0.532 (1, 5)										3	0	1	0	0	2	0						
Rafael Santana, R OBP: 0.315, SLG: 0.377 (1, 6)										2	0	0	0	1	0	0						
Ron Darling, R OBP: 0.167, SLG: 0.224 (8, 1)										2	0	0	0	0	2	1						
Randy Myers, L OBP: 0.200, SLG: 0.200 (8, 7)										0	0	0	0	0	0	0						
Mookie Wilson, S OBP: 0.346, SLG: 0.453 (9, 8)										1	0	0	0	0	0	1						
<b>Inning Stats</b>	R: 0 E: 0 K: 0 S: 3	H: 0 LOB: 0 BB: 0 P: 3	R: 1 E: 0 K: 2 S: 8	H: 2 LOB: 0 BB: 0 P: 8	R: 0 E: 0 K: 1 S: 5	H: 0 LOB: 0 BB: 0 P: 5	R: 0 E: 0 K: 0 S: 3	H: 1 LOB: 0 BB: 0 P: 3	R: 1 E: 0 K: 2 S: 8	H: 2 LOB: 1 BB: 1 P: 12	R: 1 E: 0 K: 1 S: 5	H: 1 LOB: 0 BB: 1 P: 9	R: 0 E: 0 K: 1 S: 5	H: 0 LOB: 0 BB: 0 P: 5	R: 0 E: 1 K: 0 S: 3	H: 0 LOB: 2 BB: 2 P: 11	R: 0 E: 0 K: 0 S: 3	H: 0 LOB: 0 BB: 0 P: 11	1B: 5 2B: 0 3B: 0 HR: 1	SF: 0 SAC: 0 DP: 2 HBP: 0	WP: 1 PB: 1 SB: 1 CS: 1	PA: 30
<b>PITCHER</b>	IP	WLS	BF	H	R	ER	SO	BB	IBB	HBP	BLK	WP	HR	S	P	ERA	WHIP					
Bob Welch, R ERA: 3.23 (7, 1)	1.1		5	0	0	0	1	0	0	0	0	0	0	7	7	0.00	0.000					
Tim Lincecum, R ERA: 5.01 (8, 1)	0.0		1	0	0	0	0	0	1	0	0	0	0	4	4	∞	∞					
Rick Honeycutt, L ERA: 4.59 (8, 1)	0.0		1	0	0	0	0	1	0	0	0	0	0	4	4	∞	∞					
Tim Crews, R ERA: 0.56 (8, 1)	0.0		1	0	0	0	0	1	0	0	0	0	0	4	4	∞	∞					
Matt Young, L ERA: 4.19 (8, 1)	0.0		0	0	0	0	0	0	0	0	0	0	0	0	0	∞	∞					
<b>PITCHER</b>	IP	WLS	BF	H	R	ER	SO	BB	IBB	HBP	BLK	WP	HR	S	P	ERA	WHIP					
Brian Holton, R ERA: 3.8 (8, 1)	0.2		1	0	0	0	0	0	0	0	0	0	0	1	1	0.00	0.000					

Los Angeles Dodgers @ New York Mets  
Shea Stadium, Flushing, NY  
Wed Aug 26 1987, 7:05 PM EDT  
Att: 39,270 - Unknown

AB	26
R	3
H	6
RBI	2
BB	4
SO	7
LOB	7





Batter	1	2	3	4	5	6	7	8	9	AB	R	H	RBI	BB	SO	LOB	TOP	
Lenny Dykstra, L (1,8) OBP: 0.349, SLG: 0.445	0-0 G6-4-3 1B			0-0 G3		0-0 F7			0-0 1B	4	1	2	0	0	0	0		
Wally Backman, S (1,4) OBP: 0.290, SLG: 0.261	0-0 B4			0-0 6-3			0-0 F7		0-0 F5	4	0	0	0	0	0	2		
Keith Hernandez, L (1,3) OBP: 0.391, SLG: 0.453	0-0 G6-4-3 1-2			0-0 F7			0-0 4-3		0-0 3B 1B	4	1	1	1	0	0	1		
Darryl Strawberry, L (1,9) OBP: 0.396, SLG: 0.578		0-3 K			0-0 F8		4-0 BB		0-0 G3 1-2	3	0	0	0	1	1	1		
Kevin McReynolds, R (1,7) OBP: 0.329, SLG: 0.503		0-3 K			0-0 6-3		0-0 F8		0-0 2B 3B	4	1	1	1	0	1	1		
Gary Carter, R (1,2) OBP: 0.295, SLG: 0.404		0-0 5-3			0-0 5-3			0-3 K	0-0 2B	4	0	1	1	0	1	0		
Howard Johnson, S (1,5) OBP: 0.370, SLG: 0.540			0-3 K			0-0 HR		0-0 FC4-6 1B	0-0 IBB 2B	3	1	2	1	1	1	0		
Rafael Santana, R (1,6) OBP: 0.312, SLG: 0.373			0-0 6-3		0-0 5-3			0-0 FC4-6 FC6-4 1-2	0-3 K	4	0	0	0	0	1	3		
Dwight Gooden, R (1,1) OBP: 0.229, SLG: 0.229			0-0 5-3		0-0 6-3			0-0 FC6-4 1-2		3	0	0	0	0	0	1		
<b>Inning Stats</b>	R: 0 E: 0 K: 0 S: 3	H: 1 LOB: 0 BB: 0 P: 3	R: 0 E: 0 K: 2 S: 7	H: 0 LOB: 0 BB: 0 P: 7	R: 0 E: 0 K: 1 S: 5	H: 0 LOB: 0 BB: 0 P: 5	R: 0 E: 0 K: 0 S: 3	H: 0 LOB: 0 BB: 0 P: 3	R: 0 E: 0 K: 0 S: 3	H: 0 LOB: 1 BB: 1 P: 7	R: 0 E: 0 K: 1 S: 6	H: 1 LOB: 1 BB: 0 P: 6	R: 3 E: 0 K: 1 S: 9	H: 4 LOB: 2 BB: 1 P: 13	1B: 4 2B: 1 3B: 1 HR: 1	SF: 0 SAC: 0 DP: 1 HBP: 0	WP: 0 PA: 35 PB: 0 SB: 1 CS: 0	
<b>PITCHER</b>	IP	WLS	BF	H	R	ER	SO	BB	IBB	HBP	BLK	WP	HR	S	P	ERA	WHIP	
Michael LaCoss, R (1,1) ERA: 3.69	7.0	L	23	2	1	1	3	1	0	0	0	0	1	28	32	1.29	0.429	
Scott Garretts, R (8,1) ERA: 3.95	1.1		6	2	1	1	1	0	0	0	0	0	0	8	8	6.75	1.500	
Craig Lefferts, L (9,1) ERA: 4.18	0.1		2	1	0	0	0	0	0	0	0	0	0	2	2	0.00	3.000	
Don Robinson, R (9,1) ERA: 3.34	0.1		4	2	2	2	1	0	1	0	0	0	0	5	9	54.00	6.000	

**New York Mets @ San Francisco Giants**  
Candlestick Park, San Francisco, CA  
Fri Aug 28 1987, 10:05 PM EDT  
Att: 36,507 - Unknown

AB 33  
R 4  
H 7  
RBI 4  
BB 2  
SO 5  
LOB 9



Batter	1	2	3	4	5	6	7	8	9	AB	R	H	RBI	BB	SO	LOB	BOTTOM		
Robby Thompson, R (1,4) OBP: 0.319, SLG: 0.404	0-0 P3	0-0 1-3			0-3 K			0-0 F3		4	0	0	0	0	1	1			
Chris Speier, R (1,5) OBP: 0.340, SLG: 0.399	4-0 1B		0-0 6-3		0-3 K			0-0 F2		3	0	0	0	1	1	0			
Don Robinson, R (9,1) OBP: 0.133, SLG: 0.071	BB							0-0 6-3		0	0	0	0	0	0	0			
Mike Aldrete, L (1,7) OBP: 0.393, SLG: 0.481	BB	1-3 1B		0-0 1B		0-0 1B		0-0 6-3		4	0	3	0	0	0	0			
Candy Maldonado, R (1,9) OBP: 0.359, SLG: 0.526	0-0 L5		0-3 K		0-3 K	1-2 1B		0-0 FC6-4 BB		3	0	0	0	1	2	4			
Chili Davis, S (1,8) OBP: 0.327, SLG: 0.411	4-0 1-2 BB		0-3 K		0-0 6-3		0-0 6-3	0-0 FC6-4 FC5-4 1-2		3	0	0	0	1	1	3			
Will Clark, L (1,3) OBP: 0.351, SLG: 0.549	0-0 G3			0-3 K		0-0 4-3		0-0 F7		4	0	0	0	0	1	5			
Bob Brenly, R (1,2) OBP: 0.358, SLG: 0.490		4-0 B1-5-4 BB		0-0 B3		0-0 F8		0-0 FC5-4 1-2		3	0	0	0	1	0	1			
Jose Uribe, S (1,6) OBP: 0.330, SLG: 0.373		0-0 B1-5-4 1B		0-0 6-3		0-0 F7				3	0	1	0	0	0	0			
Michael LaCoss, R (1,1) OBP: 0.136, SLG: 0.073		0-0 B1-5-4			0-0 F8					2	0	0	0	0	0	2			
Harry Spilman, L (7,PH) OBP: 0.338, SLG: 0.406										1	0	0	0	0	0	0			
Scott Garretts, R (8,1) OBP: 0.222, SLG: 0.333										0	0	0	0	0	0	0			
Craig Lefferts, L (9,1) OBP: 0.286, SLG: 0.429										0	0	0	0	0	0	0			
Kevin Mitchell, R (9,5) OBP: 0.337, SLG: 0.448										0	0	0	0	0	0	0			
<b>Inning Stats</b>	R: 0 E: 0 K: 0 S: 4	H: 1 LOB: 3 BB: 2 P: 12	R: 0 E: 0 K: 0 S: 3	H: 1 LOB: 1 BB: 1 P: 7	R: 0 E: 0 K: 2 S: 8	H: 1 LOB: 1 BB: 0 P: 8	R: 0 E: 0 K: 1 S: 5	H: 0 LOB: 0 BB: 0 P: 5	R: 0 E: 0 K: 2 S: 7	H: 0 LOB: 0 BB: 0 P: 7	R: 0 E: 0 K: 1 S: 6	H: 1 LOB: 1 BB: 0 P: 6	R: 0 E: 0 K: 0 S: 3	H: 0 LOB: 0 BB: 0 P: 3	R: 0 E: 0 K: 0 S: 3	H: 0 LOB: 1 BB: 1 P: 7	1B: 4 2B: 0 3B: 0 HR: 0	SF: 0 SAC: 0 DP: 1 HBP: 0	WP: 0 PA: 34 PB: 0 SB: 1 CS: 0
<b>PITCHER</b>	IP	WLS	BF	H	R	ER	SO	BB	IBB	HBP	BLK	WP	HR	S	P	ERA	WHIP		
Dwight Gooden, R (1,1) ERA: 2.86	9.0	W	34	4	0	0	6	4	0	0	0	0	0	42	58	0.00	0.889		

**New York Mets @ San Francisco Giants**  
Candlestick Park, San Francisco, CA  
Fri Aug 28 1987, 10:05 PM EDT  
Att: 36,507 - Unknown

AB 30  
R 0  
H 4  
RBI 0  
BB 4  
SO 6  
LOB 16









Batter	1	2	3	4	5	6	7	8	9	AB	R	H	RBI	BB	SO	LOB	TOP										
Lenny Dykstra, L (1, 8) OBP: 0.349, SLG: 0.449	0-0 1B 3B	0-0 CS 1B		0-0 F4			0-0 F6		0-0 1-3	5	1	2	0	0	0	3											
Dave Magadan, L (1, 5) OBP: 0.395, SLG: 0.447	0-0 1B HR	0-0 F7			0-0 F7		4-0 BB			3	1	1	1	1	0	1											
Rafael Santana, R (7, FR) OBP: 0.312, SLG: 0.372	0-0 1B HR	0-0 CS			0-0 1-3		0-0 FC5			4	1	1	0	0	1	2											
Keith Hernandez, L (1, 3) OBP: 0.389, SLG: 0.448	0-0 1-3 HR	0-0 CS	0-3 K		0-0 1-3		0-0 FC5			4	1	1	0	0	1	2											
Darryl Strawberry, L (1, 9) OBP: 0.394, SLG: 0.571	4-0 1-2 HR			0-0 F7					0-0 F7	3	1	0	0	1	1	0											
Kevin McReynolds, R (1, 7) OBP: 0.327, SLG: 0.499	0-0 F2			0-0 1B			0-0 5-3		0-0 F8	4	0	1	0	0	0	3											
Gary Carter, R (1, 2) OBP: 0.296, SLG: 0.416	0-0 HR			0-0 F6			0-0 F6		0-0 F3	4	1	1	4	0	0	1											
Howard Johnson, S (1, 6) OBP: 0.370, SLG: 0.536	0-0 CS 1B			4-0 BB			0-0 F5		0-0 FC1-6	3	0	2	0	1	0	0											
Wally Backman, S (1, 4) OBP: 0.289, SLG: 0.261	0-0 4-3			0-3 K			0-0 FC5		0-3 K	4	0	1	0	0	2	3											
Rick Aguilera, R (1, 1) OBP: 0.192, SLG: 0.200				0-3 K			0-0 SH5-4		0-0 FC1-6	3	0	0	0	0	1	2											
Roger McDowell, R (9, 1) OBP: 0.308, SLG: 0.333		0-0 L6		0-3 K			0-0 SH5-4		0-0 FC1-6	0	0	0	0	0	0	0											
<b>Inning Stats</b>	R: 5 E: 0 K: 0 S: 7	H: 5 LOB: 0 BB: 1 P: 11	R: 0 E: 0 K: 0 S: 3	H: 1 LOB: 0 BB: 0 P: 3	R: 0 E: 0 K: 1 S: 6	H: 1 LOB: 1 BB: 0 P: 6	R: 0 E: 0 K: 2 S: 7	H: 0 LOB: 1 BB: 1 P: 11	R: 0 E: 0 K: 1 S: 5	H: 0 LOB: 0 BB: 0 P: 5	R: 0 E: 0 K: 0 S: 3	H: 0 LOB: 0 BB: 0 P: 3	R: 0 E: 0 K: 0 S: 4	H: 1 LOB: 2 BB: 1 P: 8	R: 0 E: 0 K: 1 S: 6	H: 1 LOB: 1 BB: 0 P: 6	1B: 7 2B: 0 3B: 1 HR: 1	SF: 0 SAC: 1 DP: 0 HBP: 0	WP: 0 PA: 38 PB: 0 SB: 1 CS: 2								
<b>PITCHER</b>	IP	WLS	BF	H	R	ER	SO	BB	IBB	HBP	BLK	WP	HR	S	P	ERA	WHIP										
Rick Reuschel, R (1, 1) ERA: 2.93	0.1	L	7	5	5	5	0	1	0	0	0	0	1	6	10	135.00	18.000										
Mike Krukow, R (1, 1) ERA: 5.33	6.1		22	3	0	0	4	2	0	0	0	0	0	28	36	0.00	0.789										
Craig Lefferts, L (7, 1) ERA: 4.11	1.1		4	0	0	0	0	0	0	0	0	0	0	4	4	0.00	0.000										
Joe Price, L (9, 1) ERA: 2.79	1.0		4	1	0	0	1	0	0	0	0	0	0	6	6	0.00	1.000										

**New York Mets @ San Francisco Giants**  
Candlestick Park, San Francisco, CA  
Sun Aug 30 1987, 6:33 AM EDT  
Att: 36,362 - Unknown

**AB 33**  
**R 5**  
**H 9**  
**RBI 5**  
**BB 3**  
**SO 5**  
**LOB 15**



Batter	1	2	3	4	5	6	7	8	9	AB	R	H	RBI	BB	SO	LOB	BOTTOM										
Robby Thompson, R (1, 4) OBP: 0.323, SLG: 0.407	0-0 2B	0-0 FC5-4			0-0 F2		0-0 F8		0-0 5-3	3	0	1	0	0	0	2											
Harry Spilman, L (7, FH) OBP: 0.333, SLG: 0.400		0-0 1-2			0-0 F7					1	0	0	0	0	0	2											
Chris Speier, R (8, 4) OBP: 0.339, SLG: 0.398		0-0 2B			0-0 F7					1	0	0	0	0	0	1											
Kevin Mitchell, R (1, 5) OBP: 0.342, SLG: 0.459	0-0 1-3		0-0 2-3 1B		0-0 F7				0-0 G4-6-3 1B	4	0	2	0	0	0	1											
Mike Aldrete, L (1, 7) OBP: 0.386, SLG: 0.471	0-0 F7		0-0 2-3		0-0 F8				0-0 G4-6-3 1B	4	0	0	0	0	0	3											
Candy Maldonado, R (1, 9) OBP: 0.352, SLG: 0.519	0-0 F6		0-0 5-3		0-0 F5				0-3 K	4	0	0	0	0	1	2											
Chili Davis, S (1, 8) OBP: 0.324, SLG: 0.405		0-0 6-3		0-3 K			0-0 F7		0-3 K	3	0	0	0	0	1	1											
Craig Lefferts, L (7, 1) OBP: 0.286, SLG: 0.429		0-0 6-3		0-3 K			0-0 F7		0-3 K	0	0	0	0	0	0	0											
Joe Price, R (9, 1) OBP: 0.278, SLG: 0.361		0-0 6-3		0-3 K			0-0 F7		0-3 K	0	0	0	0	0	0	0											
Joel Youngblood, R (9, FH) OBP: 0.278, SLG: 0.361		0-0 6-3		0-3 K			0-0 F7		0-3 K	1	0	0	0	0	1	0											
Will Clark, L (1, 3) OBP: 0.353, SLG: 0.558		0-0 1B 2B		0-0 B1-3			0-0 F7		0-0 HR	4	2	2	1	0	0	0											
Bob Brenly, R (1, 2) OBP: 0.361, SLG: 0.498		0-0 P3		0-3 K			1-0 2B HBP		0-0 HR	3	1	1	1	0	1	1											
Jose Uribe, S (1, 6) OBP: 0.333, SLG: 0.384		0-0 1B 2H		0-0 G3			0-0 F2		0-0 F8	4	0	1	1	0	0	1											
Rick Reuschel, R (1, 1) OBP: 0.191, SLG: 0.219		0-0 1B		0-0 G3			0-0 F2		4-0 BB	0	0	0	0	0	0	0											
Mike Krukow, R (1, 1) OBP: 0.196, SLG: 0.222		0-0 1B		0-0 G3			0-0 F8		0-0 BB	2	0	1	0	0	0	0											
Eddie Milner, L (7, 8) OBP: 0.285, SLG: 0.326		0-0 1B		0-0 G3			0-0 F8		0-0 BB	1	0	1	0	1	0	0											
<b>Inning Stats</b>	R: 0 E: 0 K: 0 S: 4	H: 1 LOB: 1 BB: 0 P: 4	R: 1 E: 0 K: 0 S: 6	H: 3 LOB: 2 BB: 0 P: 6	R: 0 E: 0 K: 1 S: 6	H: 1 LOB: 1 BB: 0 P: 6	R: 0 E: 0 K: 1 S: 5	H: 0 LOB: 0 BB: 0 P: 5	R: 0 E: 0 K: 0 S: 3	H: 0 LOB: 0 BB: 0 P: 3	R: 0 E: 0 K: 0 S: 3	H: 0 LOB: 0 BB: 0 P: 3	R: 0 E: 0 K: 0 S: 4	H: 1 LOB: 2 BB: 0 P: 5	R: 0 E: 0 K: 1 S: 5	H: 2 LOB: 1 BB: 1 P: 11	1B: 4 2B: 3 3B: 0 HR: 2	SF: 0 SAC: 0 DP: 1 HBP: 1	WP: 0 PA: 37 PB: 0 SB: 0 CS: 0								
<b>PITCHER</b>	IP	WLS	BF	H	R	ER	SO	BB	IBB	HBP	BLK	WP	HR	S	P	ERA	WHIP										
Rick Aguilera, R (1, 1) ERA: 3.51	8.2		36	9	3	3	4	1	0	1	0	0	0	42	47	3.12	1.154										
Roger McDowell, R (9, 1) ERA: 4.01	0.1	S	1	0	0	0	0	0	0	0	0	0	0	1	1	0.00	0.000										

**New York Mets @ San Francisco Giants**  
Candlestick Park, San Francisco, CA  
Sun Aug 30 1987, 6:33 AM EDT  
Att: 36,362 - Unknown

**AB 35**  
**R 3**  
**H 9**  
**RBI 3**  
**BB 1**  
**SO 4**  
**LOB 14**





Batter	1	2	3	4	5	6	7	8	9	10	AB	R	H	RBI	BB	SO	LOB	TOP							
Lenny Dykstra, L Randy Myers, L Doug Sisk, R Lee Mazzilli, S Jesse Orosco, R Roger McDowell, R	(1, 4) 0-3 K		(0, 3) K		(0, 0) F8		(0, 0) WP 1B	(0, 0) E1 BB		(0, 3) K	4	0	1	0	0	2	0								
Wally Backman, S OBP: 0.294, SLG: 0.273	(1, 4) 0-0 F8				(0, 3) K		(1, 2) BB	(1, 2) BB			3	1	1	1	2	1	0								
Keith Hernandez, L OBP: 0.388, SLG: 0.444	(1, 3) 0-0 P3		(0, 3) K		(0, 0) F8		(0, 0) L4	(0, 0) L3			5	0	0	0	0	1	5								
Daryl Strawberry, L OBP: 0.394, SLG: 0.568	(1, 9)				(0, 0) F9		(0, 0) 1B	(0, 0) F8	(0, 0) 4-3		4	0	1	0	1	0	0								
Kevin McReynolds, R OBP: 0.324, SLG: 0.494	(1, 7)		(0, 3) K		(0, 0) F8		(0, 0) F8	(0, 0) E5 1B 3B	(0, 0) F4		5	1	0	0	0	1	2								
Gary Carter, R OBP: 0.295, SLG: 0.412	(1, 2)		(0, 3) K		(0, 0) 1B BB		(0, 0) F9	(0, 0) F8	(0, 0) F7		4	0	0	0	1	1	3								
Howard Johnson, S OBP: 0.375, SLG: 0.544	(1, 5)				(0, 0) 1B BB		(0, 0) F7	(0, 0) 3B 1B		(0, 0) HR	4	2	3	1	1	0	0								
Rafael Santana, R OBP: 0.310, SLG: 0.376	(1, 6)		(0, 0) 5-3		(0, 0) 5-3		(0, 0) 5-3	(0, 0) 3B 3B		(0, 3) K	5	1	1	2	0	1	4								
Ron Darling, R OBP: 0.161, SLG: 0.217 Mookie Wilson, S OBP: 0.354, SLG: 0.463	(1, 1) (7, PH) (7, 8)				(0, 0) F9		(0, 0) F9	(0, 0) WP 1B BB E 3B		(0, 3) K	2	0	0	0	0	0	0								
<b>Inning Stats</b>	R: 0 E: 0 K: 1 S: 5	H: 0 LOB: 0 BB: 0 P: 5	R: 0 E: 0 K: 2 S: 7	H: 0 LOB: 2 BB: 2 P: 15	R: 1 E: 0 K: 2 S: 8	H: 1 LOB: 0 BB: 1 P: 8	R: 0 E: 0 K: 1 S: 5	H: 0 LOB: 0 BB: 0 P: 5	R: 0 E: 0 K: 0 S: 4	H: 1 LOB: 1 BB: 0 P: 4	R: 0 E: 0 K: 0 S: 4	H: 1 LOB: 3 BB: 2 P: 12	R: 4 E: 2 K: 0 S: 8	H: 3 LOB: 2 BB: 1 P: 12	R: 0 E: 0 K: 1 S: 3	H: 0 LOB: 0 BB: 0 P: 3	R: 1 E: 0 K: 3 S: 10	H: 1 LOB: 0 BB: 0 P: 10	1B: 4 2B: 0 3B: 2 HR: 2	SF: 0 SAC: 0 DP: 0 HBP: 0	WP: 1 PB: 0 SB: 1 CS: 0	PA: 46			
<b>PITCHER</b>	IP 6.2	WLS 29	BF 4	H 4	R 1	ER 1	SO 6	BB 4	IBB 0	HBP 0	BLK 0	WP 1	HR 1	S 36	P 56	ERA 1.35	WHIP 1.200								
Eric Show, R ERA: 4.19	(7, 1)	1.0	7	3	4	0	0	0	0	0	0	0	0	7	7	0.00	3.000								
Mark Davis, L ERA: 4.24	(8, 1)	1.1	6	0	0	0	0	1	0	0	0	0	0	5	9	0.00	0.750								
Lance McCullers, R ERA: 4.11	(10, 1)	1.0	L	4	1	1	1	3	0	0	0	0	0	1	10	9.00	1.000								

New York Mets @ San Diego Padres  
Jack Murphy Stadium, San Diego, CA  
Mon Aug 31 1987, 10:05 PM EDT  
Att. 11,708 - Unknown

AB	40
R	6
H	8
RBI	5
BB	6
SO	9
LOB	14



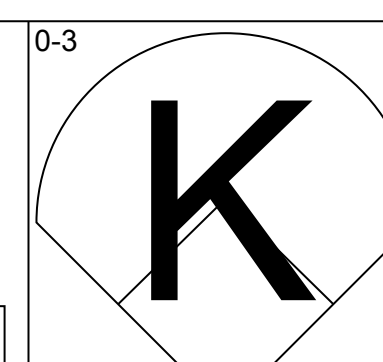
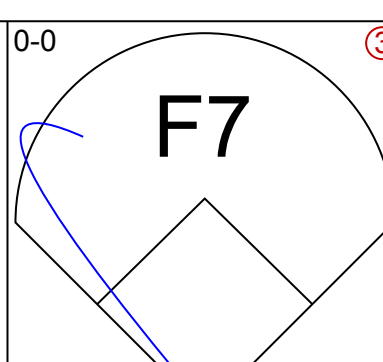
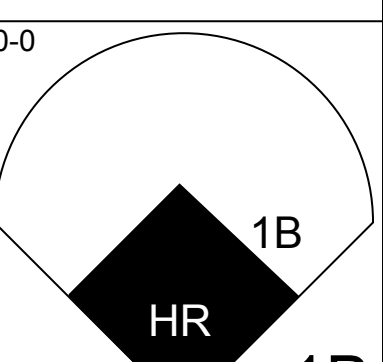
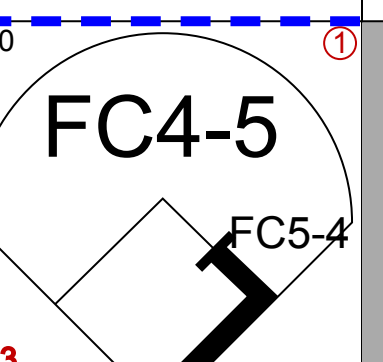
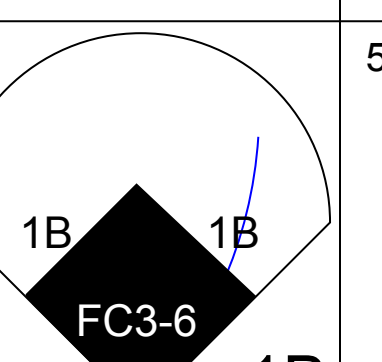
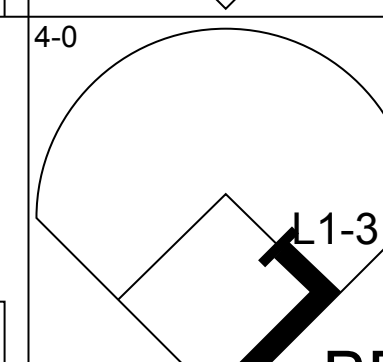
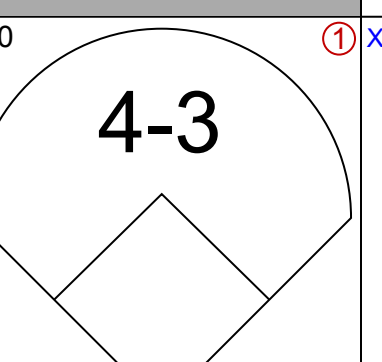
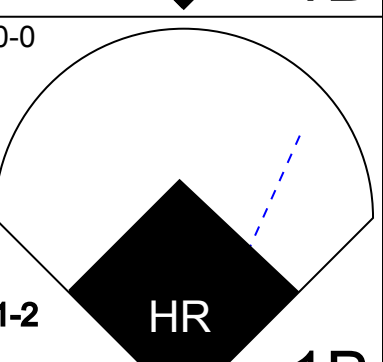
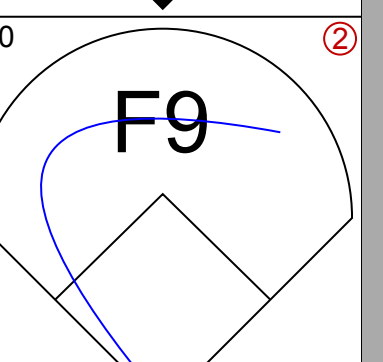
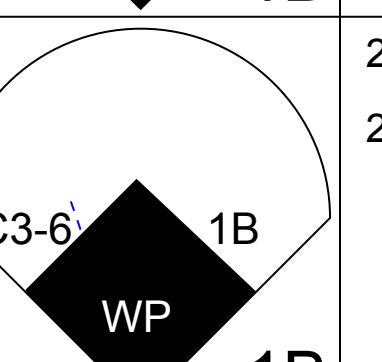
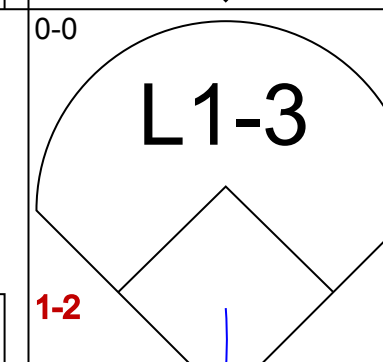
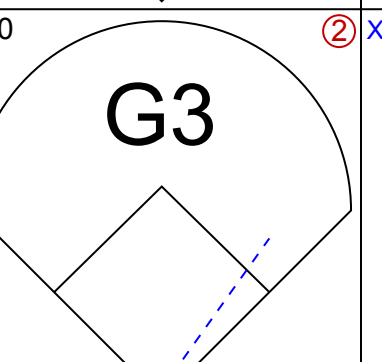
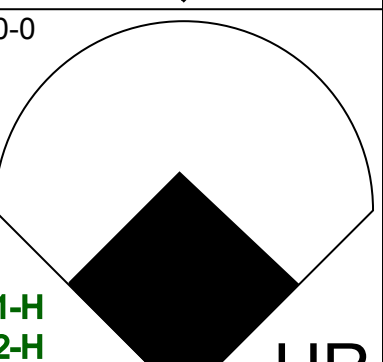
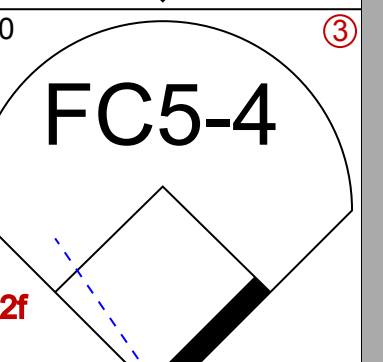
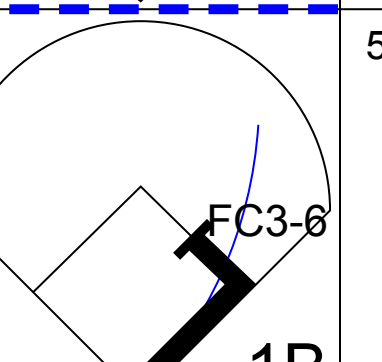
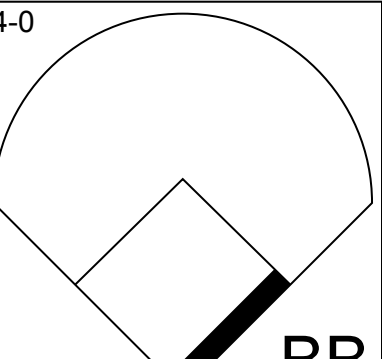
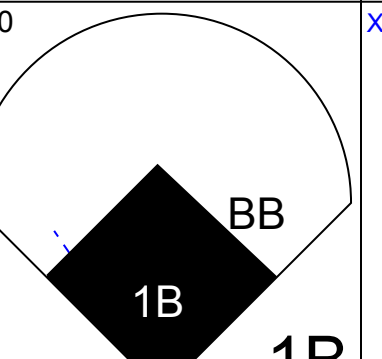
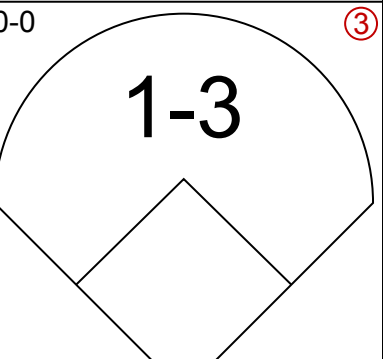
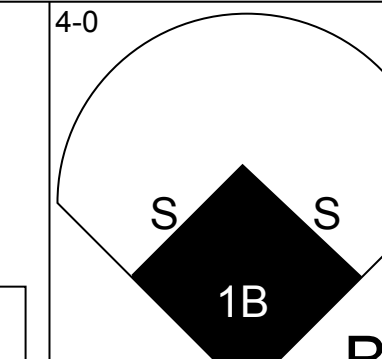
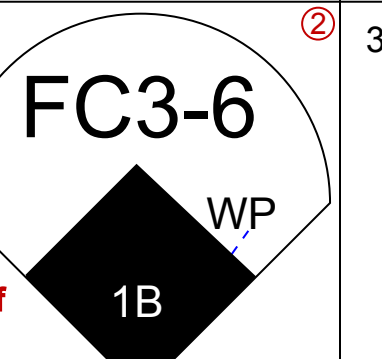

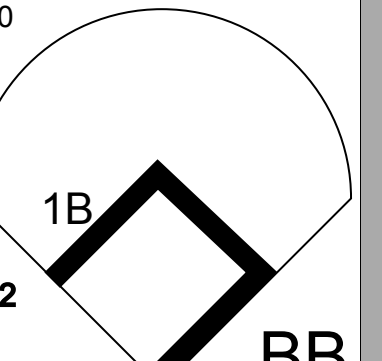
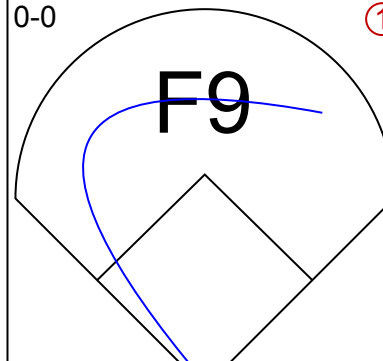
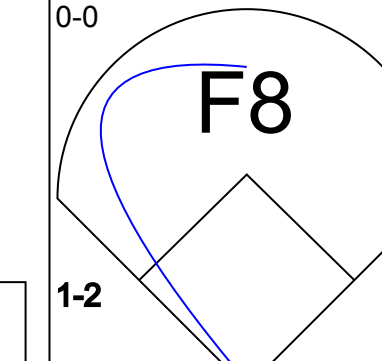
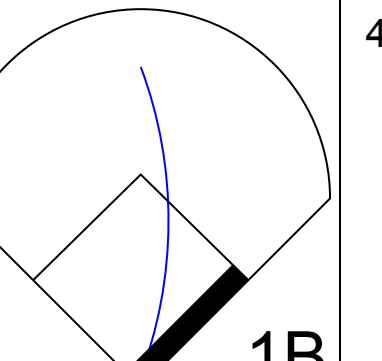

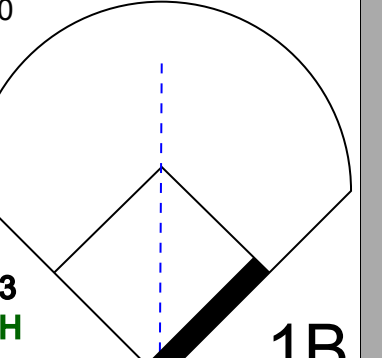
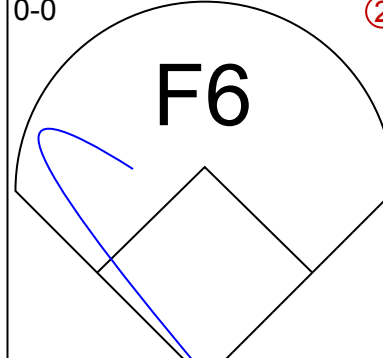
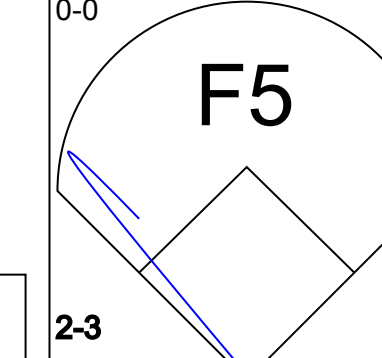
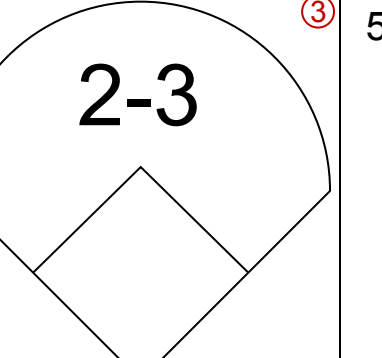

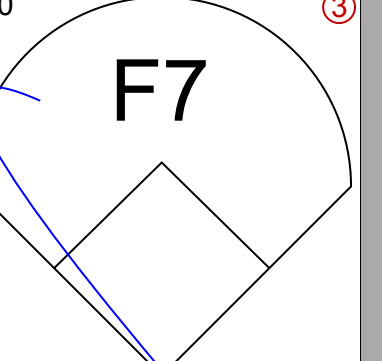
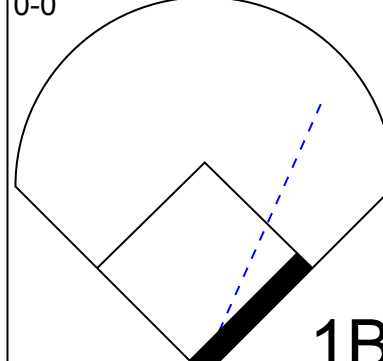
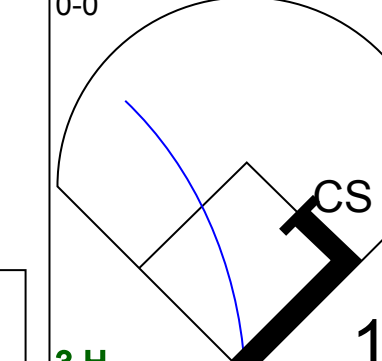
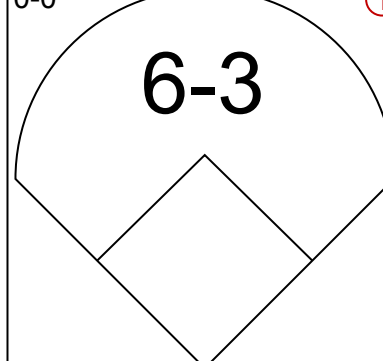
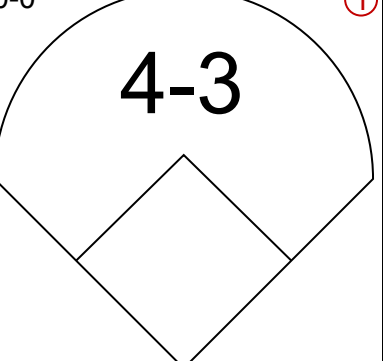
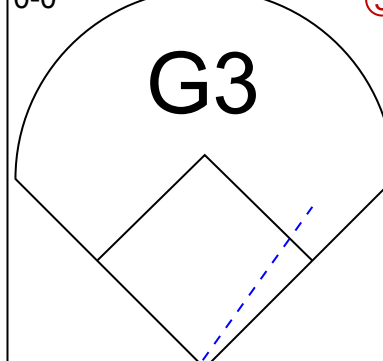
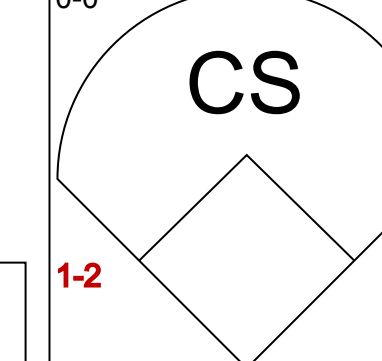
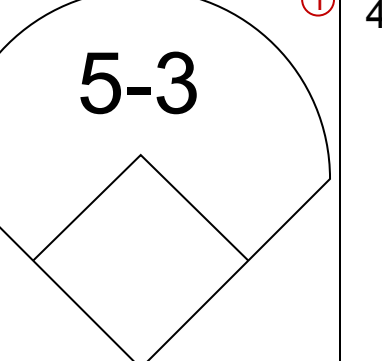
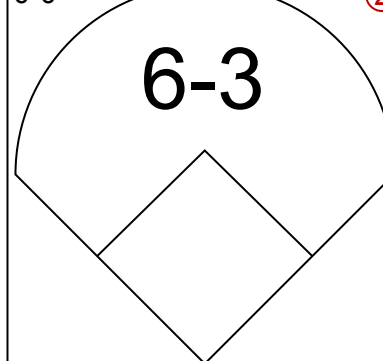
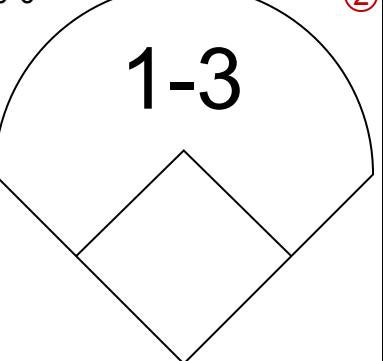
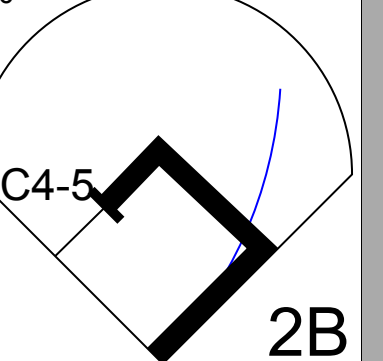
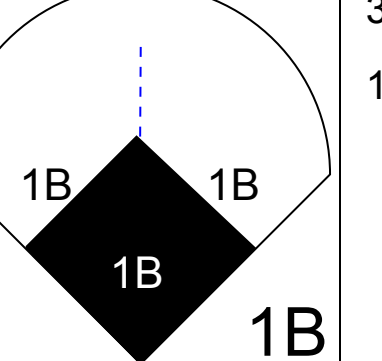
Batter	1	2	3	4	5	6	7	8	9	10	AB	R	H	RBI	BB	SO	LOB	BOTTOM							
Marvell Wynne, L OBP: 0.328, SLG: 0.369	(1, 8) (8, 7) K		(0, 0) F7		(0, 0) SH1-3	(0, 0) G4-6-3			(0, 0) F7		4	0	0	0	0	1	1								
Keith Comstock, L OBP: 0.441, SLG: 0.515	(1, 9) K				(0, 0) FC4-6 SF9 1B	(0, 0) BB 2B IBB		(0, 0) L4 1B BB	(0, 0) F9		3	2	1	0	2	1	0								
Carmelo Martinez, R OBP: 0.367, SLG: 0.406 Shane Mack, R OBP: 0.302, SLG: 0.389	(1, 7) (7, PR) (8, 8) 6-3				(0, 0) FC4-6 BB 1B	(0, 0) BB 2B 1B		(0, 0) 1B		(0, 0) 4-3	3	1	2	1	1	0	0								
John Kruk, L OBP: 0.425, SLG: 0.525	(1, 3)				(0, 0) FC4-6 SF9 1B	(0, 0) 2B BB		(0, 3) K		(0, 3) K	4	0	1	1	1	2	4								
Benito Santiago, R OBP: 0.319, SLG: 0.446	(1, 2)				(0, 0) G6-4-3 1B	(0, 0) 1B		(0, 0) L4		(0, 0) 6-3	4	0	2	2	1	0	2								
Chris Brown, R OBP: 0.287, SLG: 0.368	(1, 5)				(0, 0) G6-4-3 1B	(0, 0) SF9 2B		(0, 0) 5-3			3	0	0	1	0	1	4								
Garry Templeton, S OBP: 0.284, SLG: 0.290	(1, 6)				(0, 0) F7	(0, 0) F7		(0, 0) F5		(0, 3) K	4	0	0	0	0	1	5								
Tim Flannery, L OBP: 0.356, SLG: 0.287	(1, 4)				(0, 0) F4		(0, 0) SH1-3 E 1B BB	(0, 0) 4-3		(0, 3) K	3	1	0	0	1	1	0								
Eric Show, R OBP: 0.085, SLG: 0.103 Mark Davis, L OBP: 0.207, SLG: 0.310 Lance McCullers, S OBP: 0.143, SLG: 0.077 Stan Jefferson, S OBP: 0.320, SLG: 0.375	(1, 1) (7, 1) (8, 1) (9, PH) (10, 7)				(0, 0) 5-3	(0, 0) E1 1B SH1-3 BB		(0, 0) G4-6-3 1B		(0, 3) K	3	1	1	0	0	0	1								
<b>Inning Stats</b>	R: 0 E: 0 K: 2 S: 7	H: 0 LOB: 0 BB: 0 P: 7	R: 0 E: 0 K: 0 S: 4	H: 2 LOB: 1 BB: 0 P: 4	R: 0 E: 0 K: 0 S: 3	H: 0 LOB: 0 BB: 0 P: 3	R: 1 E: 0 K: 0 S: 4	H: 1 LOB: 2 BB: 2 P: 12	R: 4 E: 1 K: 1 S: 8	H: 2 LOB: 2 BB: 3 P: 20	R: 0 E: 0 K: 0 S: 3	H: 1 LOB: 1 BB: 0 P: 3	R: 0 E: 0 K: 2 S: 7	H: 0 LOB: 0 BB: 0 P: 7	R: 0 E: 0 K: 1 S: 5	H: 0 LOB: 0 BB: 0 P: 5	R: 0 E: 0 K: 1 S: 5	H: 0 LOB: 0 BB: 0 P: 5	1B: 6 2B: 2 3B: 0 HR: 0	SF: 1 SAC: 1 DP: 3 HBP: 0	WP: 0 PB: 0 SB: 2 CS: 0	PA: 41			
<b>PITCHER</b>	IP 6.0	WLS 28	BF 6	H 5	R 4	ER 4	SO 3	BB 1	IBB 2	HBP 0	BLK 0	WP 0	HR 0	S 29	P 49	ERA 6.00	WHIP 1.500								
Ron Darling, R ERA: 4.41	(7, 1)	0.1	3	1	0	0	1	1	0	0	0	0	0	4	8	0.00	6.000								
Doug Sisk, R ERA: 3.7	(7, 1)	0.2	1	0	0	0	0	0	0	0	0	0	0	1	1	0.00	0.000								
Jesse Orosco, L ERA: 4.95	(8, 1)	2.2	W	8	0	0	4	0	0	0	0	0	0	16	16	0.00	0.000								
Roger McDowell, R ERA: 4.0	(10, 1)	0.1	S	1	0	0	0	0	0	0	0	0	0	1	1	0.00	0.000								

New York Mets @ San Diego Padres  
Jack Murphy Stadium, San Diego, CA  
Mon Aug 31 1987, 10:05 PM EDT  
Att. 11,708 - Unknown

AB	33
R	5
H	7
RBI	5
BB	6
SO	8
LOB	17



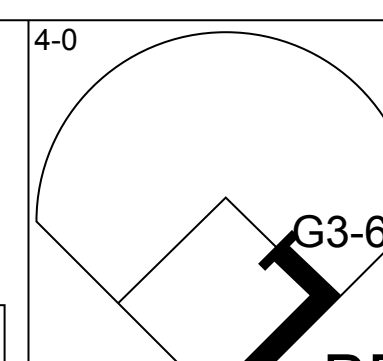
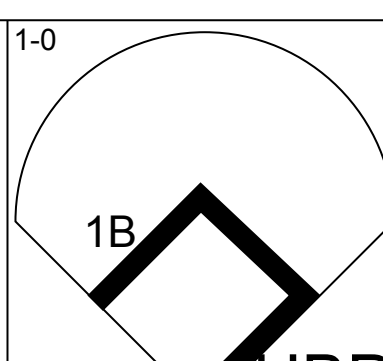
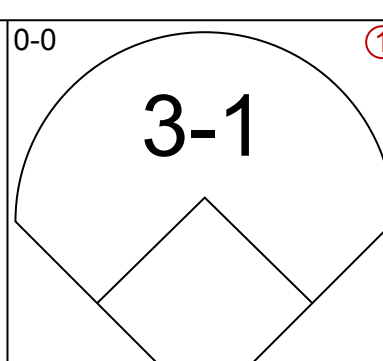
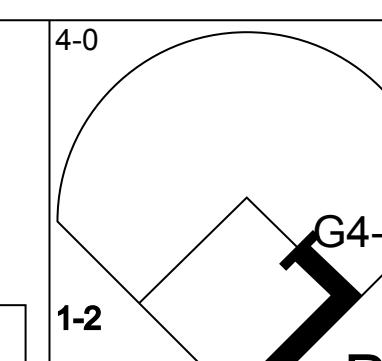
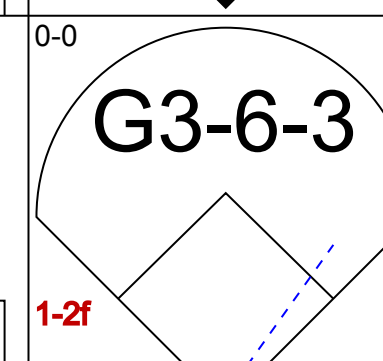
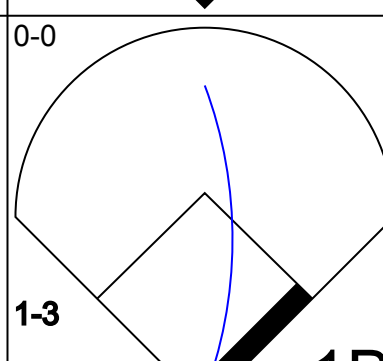
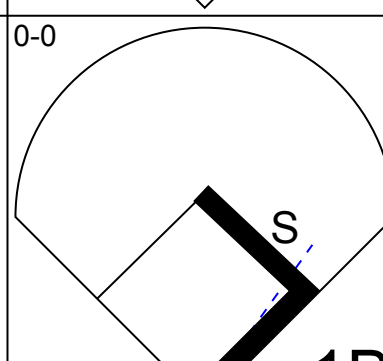
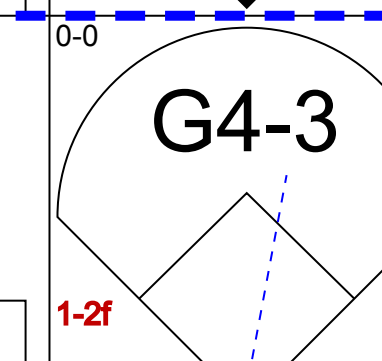
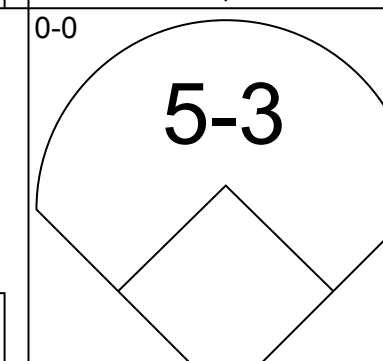
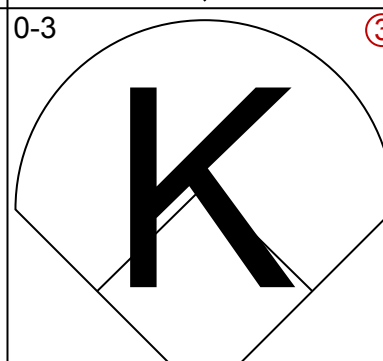
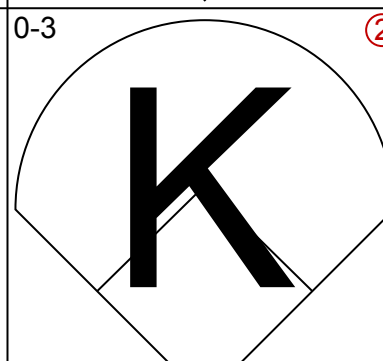

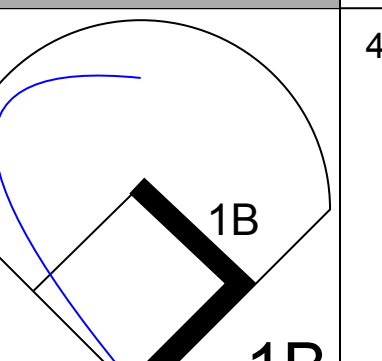
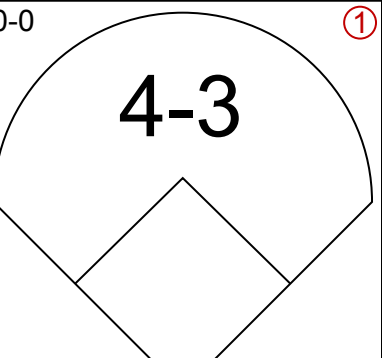
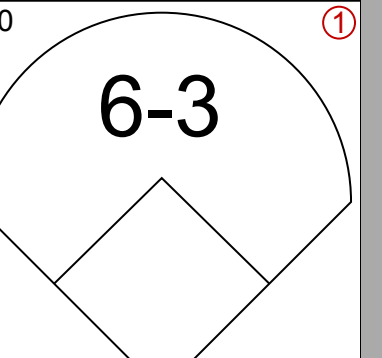
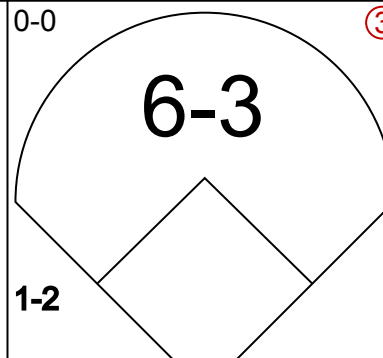

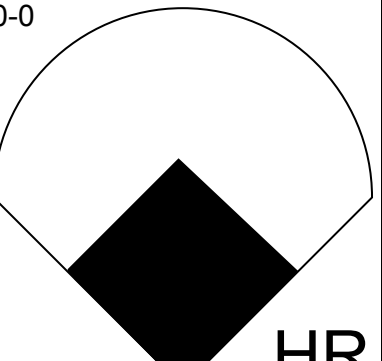
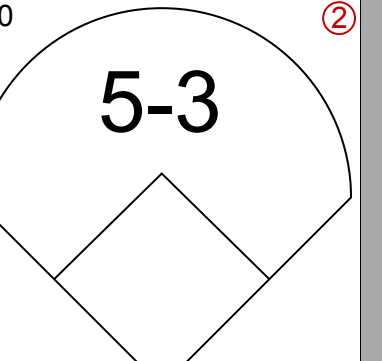



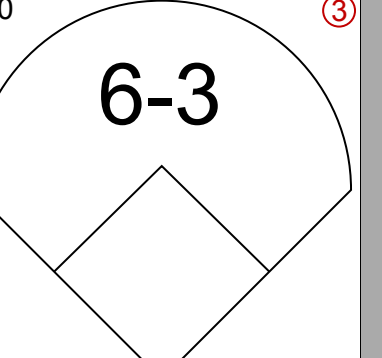



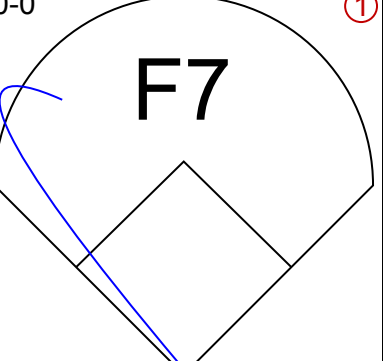
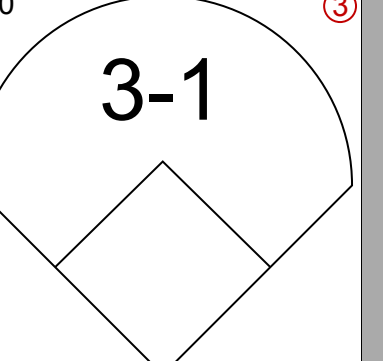
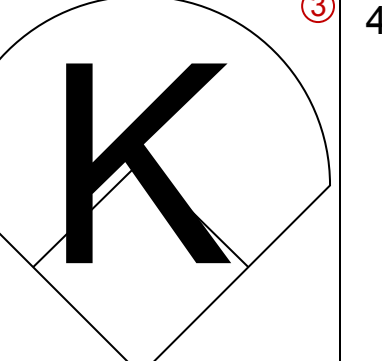
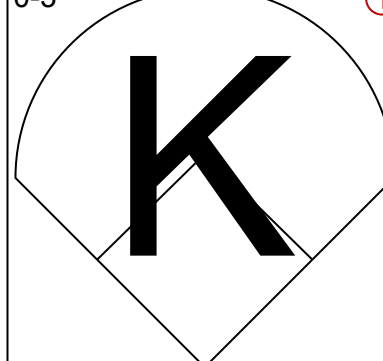
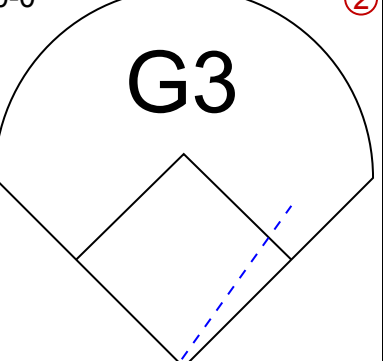
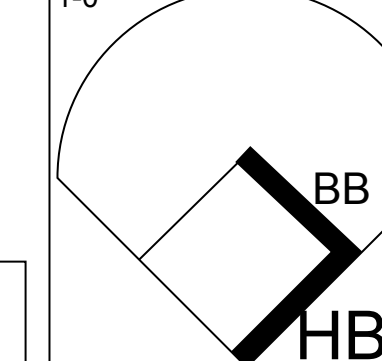
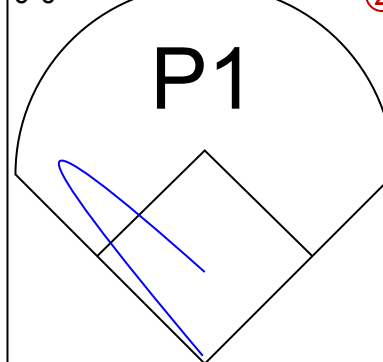
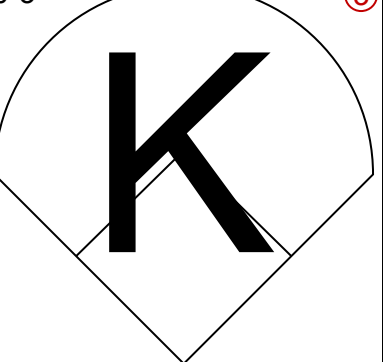
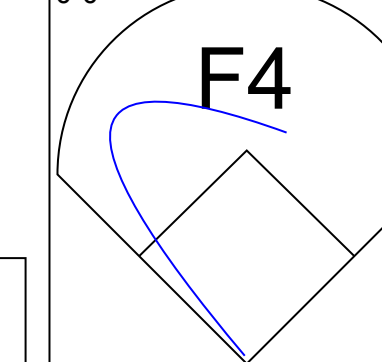


Batter	1	2	3	4	5	6	7	8	9	AB	R	H	RBI	BB	SO	LOB	TOP					
Mookie Wilson, S OBP: 0.354, SLG: 0.462 (1, 8)										5	2	2	0	0	1	1						
Wally Backman, S OBP: 0.298, SLG: 0.274 Tim Teufel, R OBP: 0.433, SLG: 0.601 (7, PH) (7, 4)										2	1	1	0	1	0	0						
Keith Hernandez, L OBP: 0.386, SLG: 0.449 (1, 3)										5	1	2	4	0	0	2						
Darryl Strawberry, L OBP: 0.396, SLG: 0.566 (1, 9)										3	3	1	1	2	0	2						
Lee Mazzilli, S OBP: 0.405, SLG: 0.444 (1, 7)										4	0	1	1	1	0	2						
Gary Carter, R OBP: 0.294, SLG: 0.409 (1, 2)										5	0	1	1	0	0	3						
Howard Johnson, S OBP: 0.375, SLG: 0.544 (1, 5)										4	0	2	1	0	0	3						
Rafael Santana, R OBP: 0.307, SLG: 0.372 (1, 6)											4	0	0	0	0	1						
David Cone, L OBP: 0.095, SLG: 0.100 Randy Myers, L OBP: 0.333, SLG: 0.333 (8, 1)										3	0	1	0	0	0	0						
<b>Inning Stats</b>	R: 0 E: 0 K: 1 S: 4	H: 0 LOB: 0 BB: 1 P: 8	R: 0 E: 0 K: 0 S: 3	H: 0 LOB: 1 BB: 1 P: 7	R: 0 E: 0 K: 0 S: 3	H: 0 LOB: 0 BB: 0 P: 3	R: 1 E: 0 K: 0 S: 5	H: 2 LOB: 2 BB: 1 P: 9	R: 3 E: 0 K: 0 S: 6	H: 3 LOB: 0 BB: 0 P: 6	R: 0 E: 0 K: 0 S: 4	H: 1 LOB: 1 BB: 0 P: 4	R: 0 E: 0 K: 0 S: 4	H: 1 LOB: 1 BB: 0 P: 4	R: 1 E: 0 K: 0 S: 3	H: 1 LOB: 0 BB: 1 P: 7	R: 4 E: 0 K: 0 S: 8	H: 5 LOB: 1 BB: 0 P: 8	1B: 11 2B: 2 3B: 0 HR: 1	SF: 0 SAC: 0 DP: 1 HBP: 0	WP: 1 PB: 0 SB: 2 CS: 1	PA: 43
<b>PITCHER</b>	IP	WLS	BF	H	R	ER	SO	BB	IBB	HBP	BLK	WP	HR	S	P	ERA	WHIP					
Jimmy Jones, R ERA: 4.5 (1, 1)	6.0	L	27	7	4	4	1	3	0	0	0	0	1	26	38	6.00	1.667					
Dave Leiper, L ERA: 3.51 (7, 1)	2.0		7	1	1	1	0	1	0	0	0	0	0	6	10	4.50	1.000					
Greg Booker, R ERA: 3.9 (9, 1)	0.1		4	3	3	0	0	0	0	0	0	0	0	4	4	81.00	9.000					
Keith Comstock, L ERA: 4.11 (9, 1)	0.2		4	2	1	1	0	0	0	0	0	1	0	4	4	13.50	3.000					

New York Mets @ San Diego Padres  
Jack Murphy Stadium, San Diego, CA  
Tue Sep 01 1987, 10:05 PM EDT  
Att: 14,669 - Unknown

AB 38  
R 9  
H 13  
RBI 8  
BB 4  
SO 1  
LOB 15



Batter	1	2	3	4	5	6	7	8	9	AB	R	H	RBI	BB	SO	LOB	BOTTOM					
Stan Jefferson, S OBP: 0.325, SLG: 0.374 (1, 8)										1	0	0	0	2	0	0						
Tony Gwynn, L OBP: 0.441, SLG: 0.515 (1, 9)										4	0	2	0	0	0	3						
Carmelo Martinez, R OBP: 0.366, SLG: 0.494 (1, 7)										4	0	1	0	0	2	3						
John Kruk, L OBP: 0.421, SLG: 0.519 (1, 3)										4	0	0	0	0	0	2						
Benito Santiago, R OBP: 0.321, SLG: 0.453 (1, 2)										4	1	2	1	0	1	0						
Chris Brown, R OBP: 0.283, SLG: 0.363 (1, 5)										4	0	0	0	0	2	2						
Garry Templeton, S OBP: 0.282, SLG: 0.287 (1, 6)										4	0	0	0	0	1	2						
Tim Flannery, L OBP: 0.356, SLG: 0.285 (1, 4)										2	0	0	0	0	1	0						
Jimmy Jones, R OBP: 0.220, SLG: 0.275 Dave Leiper, L (7, 1)										2	0	0	0	0	1	0						
Marvell Wynne, L OBP: 0.326, SLG: 0.366 Greg Booker, R Keith Comstock, L (9, 1)										0	0	0	0	0	0	0						
<b>Inning Stats</b>	R: 0 E: 0 K: 0 S: 2	H: 0 LOB: 0 BB: 1 P: 6	R: 1 E: 0 K: 1 S: 6	H: 1 LOB: 0 BB: 0 P: 6	R: 0 E: 0 K: 2 S: 8	H: 1 LOB: 2 BB: 0 P: 9	R: 0 E: 0 K: 0 S: 3	H: 0 LOB: 0 BB: 0 P: 3	R: 0 E: 0 K: 1 S: 5	H: 0 LOB: 0 BB: 0 P: 5	R: 0 E: 0 K: 1 S: 6	H: 1 LOB: 1 BB: 0 P: 6	R: 0 E: 0 K: 2 S: 7	H: 0 LOB: 0 BB: 0 P: 7	R: 0 E: 0 K: 0 S: 2	H: 0 LOB: 1 BB: 1 P: 7	R: 0 E: 0 K: 1 S: 7	H: 2 LOB: 2 BB: 0 P: 7	1B: 4 2B: 0 3B: 0 HR: 1	SF: 0 SAC: 0 DP: 2 HBP: 2	WP: 0 PB: 0 SB: 1 CS: 0	PA: 34
<b>PITCHER</b>	IP	WLS	BF	H	R	ER	SO	BB	IBB	HBP	BLK	WP	HR	S	P	ERA	WHIP					
David Cone, R ERA: 4.07 Randy Myers, L ERA: 4.34 (8, 1)	7.1	W	28	3	1	1	7	3	1	1	7	0	0	8	48	0.00	1.200					

New York Mets @ San Diego Padres  
Jack Murphy Stadium, San Diego, CA  
Tue Sep 01 1987, 10:05 PM EDT  
Att: 14,669 - Unknown

AB 30  
R 1  
H 5  
RBI 1  
BB 2  
SO 8  
LOB 13













Batter	1	2	3	4	5	6	7	8	9	AB	R	H	RBI	BB	SO	LOB	TOP			
Mookie Wilson, S (1, 8) OBP: 0.360, SLG: 0.463	F3		WP 1B	FC6 BB			5-3		1B	4	1	2	0	1	0	0	<b>New York Mets @ Los Angeles Dodgers</b> Dodger Stadium, Los Angeles, CA Sat Sep 05 1987, 7:05 PM PDT Att: 35,357 - Unknown			
Tim Lincecum, R (1, 4) OBP: 0.426, SLG: 0.589	K		F6	FC6			G3 1B		L5	5	0	1	0	0	1	3				
Keith Hernandez, L (1, 3) OBP: 0.386, SLG: 0.459	K		HR	1B			G3			4	1	1	1	0	1	1				
Darryl Strawberry, L (1, 9) OBP: 0.393, SLG: 0.565		HR	F9				3-1			4	1	1	1	0	0	2				
Kevin McReynolds, R (1, 7) OBP: 0.324, SLG: 0.494		4-3	HR				1B		F8	4	1	2	2	0	0	0				
Gary Carter, R (1, 2) OBP: 0.295, SLG: 0.405		1B BB	BB	BB			F9		K	2	0	0	0	2	1	1				
Howard Johnson, S (1, 5) OBP: 0.375, SLG: 0.546		F7	F8				K		4-3	4	0	0	0	0	1	2				
Rafael Santana, R (1, 6) OBP: 0.305, SLG: 0.368		FC4-6 1B		F6			F2		6-3	4	0	1	0	0	0	0				
Ron Darling, R (1, 1) OBP: 0.154, SLG: 0.206		FC4-6		K			5-3		G3	3	0	0	0	0	1	2				
Bill Almon, R (9, PH) OBP: 0.315, SLG: 0.292										1	0	0	0	0	0	0				
Roger McDowell, R (9, 1) OBP: 0.308, SLG: 0.333										0	0	0	0	0	0	0				
<b>Inning Stats</b>	R: 0 E: 0 K: 2 S: 7	H: 0 LOB: 0 BB: 0 P: 7	R: 1 E: 0 K: 0 S: 5	H: 2 LOB: 2 BB: 1 P: 9	R: 3 E: 0 K: 0 S: 6	H: 3 LOB: 1 BB: 1 P: 10	R: 0 E: 0 K: 1 S: 5	H: 0 LOB: 1 BB: 0 P: 9	R: 0 E: 0 K: 0 S: 4	H: 1 LOB: 1 BB: 0 P: 4	R: 0 E: 0 K: 1 S: 5	H: 0 LOB: 0 BB: 0 P: 5	R: 0 E: 0 K: 1 S: 4	H: 1 LOB: 1 BB: 0 P: 4	R: 0 E: 0 K: 1 S: 5	H: 1 LOB: 1 BB: 0 P: 4	1B: 6 2B: 0 3B: 0 HR: 2	SF: 0 SAC: 0 DP: 0 HBP: 0	WP: 1 PB: 0 SB: 0 CS: 0	PA: 38
<b>PITCHER</b> Fernando Valenzuela, L (1, 1) ERA: 4.19	IP: 9.0 WLS: L BF: 38	H: 8 R: 4 ER: 4 SO: 5	BB: 3 IBB: 0 HBP: 0 BLK: 0	WP: 1 HR: 2 S: 45 P: 57	ERA: 4.00 WHIP: 1.222	<b>PITCHER</b>										IP: 9.0 WLS: L BF: 38	H: 8 R: 4 ER: 4 SO: 5	BB: 3 IBB: 0 HBP: 0 BLK: 0	WP: 1 HR: 2 S: 45 P: 57	ERA: 4.00 WHIP: 1.222

AB 35  
R 4  
H 8  
RBI 4  
BB 3  
SO 5  
LOB 11



Batter	1	2	3	4	5	6	7	8	9	AB	R	H	RBI	BB	SO	LOB	BOTTOM					
Steve Sax, R (1, 4) OBP: 0.312, SLG: 0.344	F9 1B		6-3		K			HR		4	2	2	1	0	1	0	<b>New York Mets @ Los Angeles Dodgers</b> Dodger Stadium, Los Angeles, CA Sat Sep 05 1987, 7:05 PM PDT Att: 35,357 - Unknown					
Franklin Stubbs, L (1, 7) OBP: 0.282, SLG: 0.404	F9		K			K		K		4	0	0	0	0	3	1						
Pedro Guerrero, R (1, 3) OBP: 0.402, SLG: 0.532	FC6-4 1B		6-3			6-3		F9		4	0	1	1	0	0	0						
Mike Marshall, R (1, 9) OBP: 0.322, SLG: 0.472	FC6-4		6-3		6-3	F6		F9		4	0	0	0	0	0	1						
John Shelby, S (1, 8) OBP: 0.294, SLG: 0.441	K		K		K		K	4-3		4	0	0	0	0	3	1						
Mike Scioscia, L (1, 2) OBP: 0.342, SLG: 0.370		6-3		BB		6-3				2	0	0	0	1	0	0						
Glenn Hoffman, R (1, 6) OBP: 0.278, SLG: 0.277		5-3		P3		F2				3	0	0	0	0	0	1						
Dave Anderson, R (1, 5) OBP: 0.308, SLG: 0.329								G3		2	0	0	0	0	2	0						
Danny Heep, L (9, PH) OBP: 0.203, SLG: 0.200										1	0	0	0	0	0	0						
Phil Garner, R (9, 5) OBP: 0.270, SLG: 0.302										0	0	0	0	0	0	0						
Fernando Valenzuela, L (1, 1) OBP: 0.156, SLG: 0.195			HR					G3		3	1	1	1	0	1	0						
<b>Inning Stats</b>	R: 1 E: 0 K: 1 S: 7	H: 2 LOB: 1 BB: 0 P: 7	R: 0 E: 0 K: 1 S: 5	H: 0 LOB: 0 BB: 0 P: 5	R: 1 E: 0 K: 1 S: 6	H: 1 LOB: 0 BB: 0 P: 6	R: 0 E: 0 K: 1 S: 5	H: 0 LOB: 1 BB: 1 P: 9	R: 0 E: 0 K: 3 S: 9	H: 0 LOB: 0 BB: 0 P: 9	R: 0 E: 0 K: 1 S: 5	H: 0 LOB: 0 BB: 0 P: 5	R: 0 E: 0 K: 1 S: 5	H: 0 LOB: 0 BB: 0 P: 5	R: 1 E: 0 K: 1 S: 6	H: 1 LOB: 0 BB: 0 P: 6	R: 0 E: 0 K: 0 S: 3	H: 0 LOB: 0 BB: 0 P: 3	1B: 2 2B: 0 3B: 0 HR: 2	SF: 0 SAC: 0 DP: 0 HBP: 0	WP: 0 PB: 0 SB: 1 CS: 0	PA: 32
<b>PITCHER</b> Ron Darling, R (1, 1) ERA: 4.37	IP: 1.0 WLS: S BF: 3	H: 0 R: 0 ER: 0 SO: 0	BB: 1 IBB: 0 HBP: 0 BLK: 0	WP: 0 HR: 0 S: 3 P: 3	ERA: 0.00 WHIP: 0.000	<b>PITCHER</b>										IP: 1.0 WLS: S BF: 3	H: 0 R: 0 ER: 0 SO: 0	BB: 1 IBB: 0 HBP: 0 BLK: 0	WP: 0 HR: 0 S: 3 P: 3	ERA: 0.00 WHIP: 0.000		

AB 31  
R 3  
H 4  
RBI 3  
BB 1  
SO 10  
LOB 4






Batter	1	2	3	4	5	6	7	8	9	10	11	12	13	14	15	16	AB	R	H	RBI	BB	SO	LOB	TOP			
Lenny Dykstra, L OBP: 0.344, SLG: 0.439 Roger McDowell, R OBP: 0.308, SLG: 0.333 Jesse Orosco, R (10, 1) Gary Carter, R OBP: 0.295, SLG: 0.404 (12, 2)	K		K			F7	K		4-3			K				F6	5	0	0	0	0	3	4				
Wally Beckman, S OBP: 0.275, SLG: 0.363 Tim Lincecum, R OBP: 0.312, SLG: 0.404 Doug Sisk, R OBP: 0.285, SLG: 0.388 Gregg Jefferies, S OBP: 0.285, SLG: 0.388 (14, 1)	E3		K							5-3		P4		F5		K	4	0	2	0	0	1	0				
Keith Hernandez, L OBP: 0.389, SLG: 0.458 (1, 3)																											
Darryl Strawberry, L OBP: 0.389, SLG: 0.567 (1, 9)	L7																										
Kevin McReynolds, R OBP: 0.322, SLG: 0.489 (1, 7)	6-3																										
Howard Johnson, S OBP: 0.373, SLG: 0.541 (1, 6)		L3																									
Dave Magadan, L OBP: 0.309, SLG: 0.446 Keith Miller, R OBP: 0.305, SLG: 0.512 Rafael Santana, R OBP: 0.305, SLG: 0.368 (9, PH)			F8																								
Barry Lyons, R OBP: 0.289, SLG: 0.349 Bill Almon, R OBP: 0.320, SLG: 0.299 (12, PH)																											
David Cone, L OBP: 0.097, SLG: 0.091 Lee Mazzilli, S OBP: 0.390, SLG: 0.425 Terry Leach, R OBP: 0.118, SLG: 0.063 Mookie Wilson, S OBP: 0.358, SLG: 0.461 (9, PH)			6-3																								
<b>Inning Stats</b>	R: 0 E: 1 K: 1 S: 6	H: 0 LOB: 2 BB: 1 P: 10	R: 0 E: 0 K: 0 S: 3	H: 0 LOB: 0 BB: 0 P: 3	R: 0 E: 0 K: 2 S: 7	H: 0 LOB: 0 BB: 0 P: 7	R: 0 E: 0 K: 0 S: 4	H: 1 LOB: 1 BB: 0 P: 4	R: 0 E: 0 K: 1 S: 5	H: 1 LOB: 0 BB: 0 P: 5	R: 0 E: 0 K: 1 S: 6	H: 3 LOB: 2 BB: 0 P: 6	R: 0 E: 0 K: 2 S: 8	H: 1 LOB: 2 BB: 0 P: 9	R: 0 E: 0 K: 0 S: 4	H: 2 LOB: 1 BB: 1 P: 8	R: 0 E: 0 K: 1 S: 5	H: 0 LOB: 0 BB: 0 P: 9	R: 0 E: 0 K: 1 S: 5	H: 2 LOB: 2 BB: 0 P: 5	R: 0 E: 0 K: 1 S: 5	H: 1 LOB: 1 BB: 1 P: 9	1B: 15 2B: 0 3B: 0 HR: 0	SF: 0 SAC: 0 DP: 0 HBP: 0	WP: 0 PB: 0 SB: 2 CS: 0	PA: 67	
<b>PITCHER</b>	IP 6.1	WLS 26	BF 5	H 1	R 1	ER 1	SO 4	BB 1	IBB 0	HBP 0	BLK 0	WP 0	HR 0	S 33	P 37	ERA 1.42	WHIP 0.947										
Bob Welch, R ERA: 3.23 Tim Crews, R ERA: 1.21 Brad Havens, L ERA: 3.52 Alejandro Pena, R ERA: 4.28 Brian Holton, R ERA: 3.66											Tim Belcher, R ERA: 15.1																

New York Mets @ Los Angeles Dodgers  
Dodger Stadium, Los Angeles, CA  
Sun Sep 06 1987, 3:33 AM PDT  
Att. 29,600 - Unknown


AB 63  
R 15  
H 2  
RBI 2  
BB 4  
SO 10  
LOB 35



Batter	1	2	3	4	5	6	7	8	9	10	11	12	13	14	15	16	AB	R	H	RBI	BB	SO	LOB	BOTTOM			
Steve Sax, R OBP: 0.312, SLG: 0.342 (1, 4)	K		L7														6	0	1	0	1	2	3				
Mike Scioscia, L OBP: 0.323, SLG: 0.348 Theodore L. Price, R OBP: 0.295, SLG: 0.388 Alfonso Soriano, R OBP: 0.295, SLG: 0.388 Tracy Woodson, R OBP: 0.305, SLG: 0.404 Chris Young, R OBP: 0.295, SLG: 0.388 Tim Belcher, R ERA: 15.1																											
Pedro Guerrero, R OBP: 0.401, SLG: 0.536 Franklin Stubbs, L OBP: 0.282, SLG: 0.404 Alex Trevino, R OBP: 0.277, SLG: 0.359 (11, 2)																											
Mike Marshall, R OBP: 0.318, SLG: 0.465 (1, 9)																											
John Shelby, S OBP: 0.292, SLG: 0.437 (1, 8)																											
Glenn Hoffman, R OBP: 0.279, SLG: 0.279 (7, 1) Ralph Bryant, L OBP: 0.342, SLG: 0.424 (9, PH) Brad Havens, L (10, 1) Danny Heep, L OBP: 0.207, SLG: 0.195 (11, 3)																											
Dave Anderson, R OBP: 0.305, SLG: 0.325 (11, 6)																											
Mike Devereaux, R OBP: 0.357, SLG: 0.308 (1, 7)																											
Bob Welch, R OBP: 0.303, SLG: 0.157 (1, 1) Craig Shipley, R OBP: 0.245, SLG: 0.280 (7, 6) Ken Landreaux, L OBP: 0.279, SLG: 0.339 (10, PH) Phil Garner, R OBP: 0.274, SLG: 0.305 (11, 5)																											
<b>Inning Stats</b>	R: 0 E: 0 K: 1 S: 5	H: 0 LOB: 1 BB: 1 P: 9	R: 0 E: 0 K: 1 S: 5	H: 0 LOB: 0 BB: 0 P: 5	R: 0 E: 0 K: 1 S: 7	H: 2 LOB: 2 BB: 1 P: 11	R: 0 E: 0 K: 0 S: 4	H: 1 LOB: 1 BB: 0 P: 4	R: 0 E: 0 K: 0 S: 3	H: 0 LOB: 0 BB: 0 P: 3	R: 0 E: 0 K: 1 S: 7	H: 2 LOB: 3 BB: 1 P: 11	R: 0 E: 0 K: 1 S: 6	H: 0 LOB: 3 BB: 1 P: 10	R: 0 E: 0 K: 0 S: 3	H: 0 LOB: 0 BB: 0 P: 3	R: 0 E: 0 K: 2 S: 9	H: 2 LOB: 2 BB: 0 P: 9	R: 0 E: 0 K: 1 S: 5	H: 0 LOB: 0 BB: 0 P: 5	R: 1 E: 0 K: 0 S: 2	H: 1 LOB: 1 BB: 1 P: 6	1B: 9 2B: 0 3B: 0 HR: 1	SF: 1 SAC: 3 DP: 1 HBP: 0	WP: 0 PB: 0 SB: 2 CS: 0	PA: 62	
<b>PITCHER</b>	IP 6.0	WLS 24	BF 4	H 2	R 2	ER 2	SO 4	BB 2	IBB 0	HBP 0	BLK 0	WP 0	HR 1	S 30	P 38	ERA 3.00	WHIP 1.000										
David Cone, R ERA: 3.88 Terry Leach, R ERA: 3.36 Roger McDowell, R ERA: 3.84 Jesse Orosco, L ERA: 4.79 Doug Sisk, R ERA: 3.59											Randy Myers, L ERA: 4.16																

New York Mets @ Los Angeles Dodgers  
Dodger Stadium, Los Angeles, CA  
Sun Sep 06 1987, 3:33 AM PDT  
Att. 29,600 - Unknown

AB 53  
R 3  
H 10  
RBI 2  
BB 5  
SO 12  
LOB 23





Batter	1	2	3	4	5	6	7	8	9	AB	R	H	RBI	BB	SO	LOB	TOP						
Juan Samuel, R OBP: 0.346, SLG: 0.510 (1, 4)										5	1	2	2	0	0	0	<b>Philadelphia Phillies @ New York Mets</b> Shea Stadium, Flushing, NY Mon Sep 07 1987, 7:05 PM EDT Att: 45,699 - Unknown						
Milt Thompson, L OBP: 0.360, SLG: 0.449 (1, 8)										3	0	0	0	1	2	1							
Von Hayes, L OBP: 0.428, SLG: 0.504 (1, 3)										4	0	1	1	0	1	3							
Mike Schmidt, R OBP: 0.397, SLG: 0.546 (1, 5)										4	1	1	0	0	0	1							
Lance Parrish, R OBP: 0.309, SLG: 0.399 (1, 2)										4	1	1	1	0	3	1							
Glenn Wilson, R OBP: 0.313, SLG: 0.396 (1, 9)										4	1	2	1	0	2	1							
Keith Hughes, L OBP: 0.353, SLG: 0.333 Steve Bedrosian, R (8, 1)										3	1	0	0	1	0	1							
Steve Jeltz, S OBP: 0.319, SLG: 0.289 Greg Gross, L OBP: 0.393, SLG: 0.373 Luis Aguayo, R OBP: 0.280, SLG: 0.411 (7, PH)										2	0	0	0	0	1	2							
Don Carman, L OBP: 0.132, SLG: 0.098 Jeff Stone, L OBP: 0.333, SLG: 0.361 Jeff Calhoun, L OBP: 0.302, SLG: 0.277 Kent Tekulve, R OBP: 0.341, SLG: 0.558 (8, 7)										1	0	0	0	0	1	3							
<b>Inning Stats</b>	R: 1 E: 0 K: 2 S: 9	H: 2 LOB: 1 BB: 0 P: 9	R: 0 E: 0 K: 2 S: 7	H: 0 LOB: 0 BB: 0 P: 7	R: 0 E: 0 K: 1 S: 3	H: 0 LOB: 0 BB: 0 P: 3	R: 0 E: 0 K: 1 S: 5	H: 0 LOB: 0 BB: 0 P: 5	R: 0 E: 1 K: 1 S: 6	H: 1 LOB: 1 BB: 0 P: 6	R: 0 E: 0 K: 2 S: 7	H: 0 LOB: 0 BB: 0 P: 7	R: 3 E: 0 K: 2 S: 10	H: 3 LOB: 3 BB: 3 P: 22	R: 1 E: 0 K: 1 S: 6	H: 1 LOB: 0 BB: 0 P: 6		R: 0 E: 0 K: 1 S: 5	H: 0 LOB: 0 BB: 0 P: 5	1B: 5 2B: 1 3B: 0 HR: 1	SF: 0 SAC: 0 DP: 1 HBP: 0	WP: 0 PB: 1 SB: 1 CS: 0	PA: 37
<b>PITCHER</b>	IP WLS BF H R ER SO BB IBB HBP BLK WP HR S P ERA WHIP	IP WLS BF H R ER SO BB IBB HBP BLK WP HR S P ERA WHIP																					
Dwight Gooden, R ERA: 2.99 (1, 1)	6.2 L 29 6 4 4 10 2 1 0 0 0 0 46 58 5.40 1.200																						
Randy Myers, L ERA: 4.15 (7, 1)	0.1 1 0 0 0 0 0 0 0 0 0 0 0 1 1 0.00 0.000																						
Terry Leach, R ERA: 3.4 (8, 1)	1.0 4 1 1 1 1 0 0 0 0 0 0 1 6 9.00 1.000																						
Doug Sisk, R ERA: 3.54 (9, 1)	1.0 3 0 0 0 1 0 0 0 0 0 0 0 5 0.00 0.000																						

Batter	1	2	3	4	5	6	7	8	9	AB	R	H	RBI	BB	SO	LOB	BOTTOM						
Mookie Wilson, S OBP: 0.362, SLG: 0.458 Doug Sisk, R (9, 1)										2	1	0	0	3	1	0	<b>Philadelphia Phillies @ New York Mets</b> Shea Stadium, Flushing, NY Mon Sep 07 1987, 7:05 PM EDT Att: 45,699 - Unknown						
Tim Lincecum, R OBP: 0.416, SLG: 0.573 Wally Backman, S OBP: 0.302, SLG: 0.277 (1, 4)										4	0	0	0	0	7								
Keith Hernandez, L OBP: 0.393, SLG: 0.458 Keith Miller, R OBP: 0.395, SLG: 0.512 (9, PR)										2	0	1	0	3	0	1							
Darryl Strawberry, L OBP: 0.391, SLG: 0.558 (1, 9)										5	0	3	1	0	1	3							
Kevin McReynolds, R OBP: 0.320, SLG: 0.488 (1, 7)										5	1	1	0	0	7								
Gary Carter, R OBP: 0.294, SLG: 0.402 (1, 2)										5	0	1	0	0	4								
Howard Johnson, S OBP: 0.374, SLG: 0.539 (9, 6)										2	0	0	0	2	0	0							
Rafael Santana, R OBP: 0.306, SLG: 0.367 Dave Magadan, L OBP: 0.402, SLG: 0.468 (8, PH)										3	0	1	0	0	1	3							
Dwight Gooden, R OBP: 0.200, SLG: 0.204 Randy Myers, L OBP: 0.286, SLG: 0.286 Terry Leach, R OBP: 0.118, SLG: 0.063 Lenny Dykstra, L OBP: 0.343, SLG: 0.437 (9, 8)										2	0	0	1	0	2								
<b>Inning Stats</b>	R: 0 E: 0 K: 0 S: 5	H: 2 LOB: 2 BB: 0 P: 5	R: 0 E: 0 K: 0 S: 4	H: 1 LOB: 3 BB: 2 P: 12	R: 0 E: 0 K: 1 S: 5	H: 0 LOB: 1 BB: 1 P: 9	R: 0 E: 0 K: 0 S: 3	H: 0 LOB: 0 BB: 0 P: 3	R: 1 E: 0 K: 0 S: 3	H: 1 LOB: 0 BB: 1 P: 7	R: 0 E: 0 K: 1 S: 7	H: 2 LOB: 3 BB: 2 P: 15	R: 0 E: 0 K: 0 S: 3	H: 1 LOB: 1 BB: 1 P: 7	R: 1 E: 0 K: 1 S: 6	H: 1 LOB: 0 BB: 0 P: 6		R: 0 E: 0 K: 0 S: 4	H: 1 LOB: 2 BB: 1 P: 8	1B: 7 2B: 1 3B: 0 HR: 1	SF: 1 SAC: 0 DP: 1 HBP: 0	WP: 1 PB: 0 SB: 0 CS: 1	PA: 43
<b>PITCHER</b>	IP WLS BF H R ER SO BB IBB HBP BLK WP HR S P ERA WHIP	IP WLS BF H R ER SO BB IBB HBP BLK WP HR S P ERA WHIP																					
Don Carman, L ERA: 4.35 (1, 1)	6.0 W 29 6 2 2 2 4 2 0 0 0 0 27 51 3.00 1.667																						
Jeff Calhoun, L ERA: 1.91 (7, 1)	0.0 2 1 0 0 0 1 0 0 0 0 0 0 1 5 ∞ ∞																						
Kent Tekulve, R ERA: 2.97 (7, 1)	1.0 2 0 0 0 0 0 0 0 0 0 0 0 2 2 0.00 0.000																						
Steve Bedrosian, R ERA: 2.84 (8, 1)	2.0 S 9 2 1 1 1 1 0 0 0 0 1 10 4.50 1.500																						







Batter	1	2	3	4	5	6	7	8	9	AB	R	H	RBI	BB	SO	LOB	TOP								
Juan Samuel, R OBP: 0.346, SLG: 0.513	0-3 K		0-3 K					0-0 6-3		0-0 1B	4	0	1	1	0	2	0								
Milt Thompson, L OBP: 0.357, SLG: 0.445 Chris James, R OBP: 0.336, SLG: 0.549	0-0 4-3			0-0 4-3				0-0 4-3		0-0 F8	3	0	0	0	0	0	0								
Von Hayes, L OBP: 0.424, SLG: 0.498	0-0 4-3			0-0 1B				0-0 G3		0-3 K	4	0	1	0	0	1	1								
Mike Schmidt, R OBP: 0.393, SLG: 0.546		0-0 F3		0-0 F7				0-0 5-3		0-0 F7	4	0	0	0	0	2	2								
Lance Parrish, R OBP: 0.310, SLG: 0.399		0-0 L4-6 2B		0-3 K				0-3 K		0-0 F8	4	0	1	0	0	2	1								
Glenn Wilson, R OBP: 0.314, SLG: 0.401		0-0 L4-6 2-3						0-0 F8		0-0 F9	4	1	1	1	0	0	1								
Keith Hughes, L OBP: 0.351, SLG: 0.333 Rick Schu, R OBP: 0.316, SLG: 0.465			0-0 F7		0-0 1-3			0-0 BB 3B		0-0 5-3	3	1	1	0	0	0	0								
Steve Jeltz, S OBP: 0.321, SLG: 0.296			0-0 SF8 3B		0-0 L7			4-0 BB 3B			2	2	1	0	1	0	0								
Shane Rawley, R OBP: 0.176, SLG: 0.226 Michael Jackson, R OBP: 0.176, SLG: 0.125 Mike Maddux, L OBP: 0.330, SLG: 0.362 Tom Newell, R OBP: 0.330, SLG: 0.362 Freddie Toliver, R OBP: 0.330, SLG: 0.362			0-0 SF8 3H		0-0 5-3			0-0 1B 3B			1	0	0	1	0	0	0								
<b>Inning Stats</b>	R: 0 E: 0 K: 1 S: 5	H: 0 LOB: 0 BB: 0 P: 5	R: 0 E: 0 K: 0 S: 3	H: 1 LOB: 0 BB: 0 P: 3	R: 0 E: 0 K: 1 S: 6	H: 1 LOB: 0 BB: 0 P: 6	R: 0 E: 0 K: 1 S: 6	H: 1 LOB: 1 BB: 0 P: 6	R: 1 E: 0 K: 0 S: 4	H: 1 LOB: 0 BB: 0 P: 4	R: 0 E: 0 K: 0 S: 3	H: 0 LOB: 0 BB: 0 P: 3	R: 0 E: 0 K: 1 S: 5	H: 0 LOB: 0 BB: 0 P: 5	R: 3 E: 0 K: 1 S: 8	H: 3 LOB: 1 BB: 1 P: 12	R: 0 E: 0 K: 0 S: 3	H: 0 LOB: 0 BB: 0 P: 3	1B: 3 2B: 2 3B: 2 HR: 1	SF: 1 SAC: 0 DP: 1 HBP: 0	WP: 0 PB: 0 SB: 0 CS: 0	PA: 34			
<b>PITCHER</b>	IP	WLS	BF	H	R	ER	SO	BB	IBB	HBP	BLK	WP	HR	S	P	ERA	WHIP								
Rick Aguilera, R ERA: 3.53	7.0	W	28	7	5	5	4	1	0	0	0	0	1	35	39	6.43	1.143								
Jesse Orosco, L ERA: 4.64	2.0		6	0	0	0	1	0	0	0	0	0	0	8	8	0.00	0.000								

Philadelphia Phillies @ New York Mets  
Shea Stadium, Flushing, NY  
Wed Sep 09 1987, 7:05 PM EDT  
Att: 30,362 - Unknown

AB 32  
R 5  
H 7  
RBI 5  
BB 1  
SO 5  
LOB 6



Batter	1	2	3	4	5	6	7	8	9	AB	R	H	RBI	BB	SO	LOB	BOTTOM								
Mookie Wilson, S OBP: 0.363, SLG: 0.463	4-0 5-3 BB	0-3 K			0-0 L3	0-0 HR	0-0 6-3			4	1	1	3	1	1	4	4								
Tim Lincecum, R OBP: 0.402, SLG: 0.550	0-0 5-3 1-2		0-0 4-3		0-0 F8	0-0 F8		0-0 6-3		5	0	0	0	0	0	1	1								
Keith Hernandez, L OBP: 0.394, SLG: 0.456 Dave Magadan, L OBP: 0.403, SLG: 0.465	4-0 BB		0-0 6-3			0-0 K		4-0 HR BB		3	1	1	0	1	1	0	0								
Darryl Strawberry, L OBP: 0.392, SLG: 0.571	0-0 F8		0-0 F9			0-0 HR	0-0 1B	0-0 HR		5	3	3	4	0	0	2	2								
Kevin McReynolds, R OBP: 0.324, SLG: 0.497	0-3 K		0-0 F7		0-0 2B	0-0 1B	0-3 K	0-0 1B		5	1	2	0	0	2	3	3								
Gary Carter, R OBP: 0.297, SLG: 0.404		0-0 F8		0-3 K		0-0 1B	0-0 2B	0-0 E9		5	1	3	1	0	1	0	0								
Howard Johnson, S OBP: 0.377, SLG: 0.535		4-0 1B BB		4-0 BB		0-0 1B	0-0 FC6-4	4-0 1B		2	2	1	1	3	0	1	1								
Rafael Santana, R OBP: 0.309, SLG: 0.366		0-0 SH5-4 1B		0-0 5-3		0-0 K	0-0 1B	0-0 F3		4	0	1	0	1	1	6	6								
Rick Aguilera, R OBP: 0.273, SLG: 0.375 Jesse Orosco, R ERA: 6.05		0-0 SH5-4 1-2		0-0 F4		0-0 HR	0-0 1B	0-3 K		3	1	2	2	0	0	0	0								
<b>Inning Stats</b>	R: 0 E: 0 K: 1 S: 5	H: 0 LOB: 2 BB: 2 P: 13	R: 0 E: 0 K: 1 S: 6	H: 1 LOB: 1 BB: 1 P: 10	R: 0 E: 0 K: 0 S: 3	H: 0 LOB: 0 BB: 0 P: 3	R: 0 E: 0 K: 1 S: 5	H: 0 LOB: 1 BB: 1 P: 9	R: 0 E: 0 K: 2 S: 14	H: 7 LOB: 0 BB: 0 P: 14	R: 2 E: 0 K: 1 S: 8	H: 3 LOB: 2 BB: 1 P: 12	R: 2 E: 1 K: 1 S: 8	H: 3 LOB: 3 BB: 2 P: 16	1B: 9 2B: 2 3B: 0 HR: 3	SF: 0 SAC: 1 DP: 0 HBP: 0	WP: 0 PB: 0 SB: 2 CS: 0	PA: 45							
<b>PITCHER</b>	IP	WLS	BF	H	R	ER	SO	BB	IBB	HBP	BLK	WP	HR	S	P	ERA	WHIP								
Shane Rawley, L ERA: 4.02	5.0	L	25	6	5	5	3	4	0	0	0	0	1	9	9	18.00	2.000								
Michael Jackson, R ERA: 4.27	1.0		5	2	2	2	2	0	0	0	0	0	1	9	9	18.00	2.000								
Mike Maddux, R ERA: 3.29	1.0		7	3	2	2	1	1	0	0	0	0	0	8	12	18.00	4.000								
Tom Newell, R ERA: 54.0	0.1		5	3	2	2	0	1	0	0	0	0	1	4	8	54.00	12.000								
Freddie Toliver, R ERA: 6.05	0.2		3	0	0	0	1	0	1	0	0	0	0	4	8	0.00	0.000								

Philadelphia Phillies @ New York Mets  
Shea Stadium, Flushing, NY  
Wed Sep 09 1987, 7:05 PM EDT  
Att: 30,362 - Unknown

AB 37  
R 11  
H 14  
RBI 11  
BB 7  
SO 7  
LOB 20













Batter	1	2	3	4	5	6	7	8	9	AB	R	H	RBI	BB	SO	LOB	TOP					
Vince Coleman, S (1, 7) OBP: 0.370, SLG: 0.355										5	1	3	0	0	1	4						
Ozzie Smith, S (1, 6) OBP: 0.391, SLG: 0.377										5	0	0	0	0	0	7						
Tom Herr, S (1, 4) OBP: 0.351, SLG: 0.350										3	0	1	1	1	0	1						
Dan Driessen, L (1, 3) OBP: 0.286, SLG: 0.063										3	0	0	0	0	0	3						
David Green, R (7, PH) OBP: 0.400, SLG: 0.600										1	0	0	0	0	0	1						
Willie McGee, S (1, 8) OBP: 0.315, SLG: 0.431										4	1	1	0	0	1	2						
Terry Pendleton, S (1, 5) OBP: 0.373, SLG: 0.425										3	0	0	0	1	1	0						
John Morris, L (1, 9) OBP: 0.320, SLG: 0.446										3	0	2	0	0	0	0						
José Oquendo, S (8, PH) OBP: 0.416, SLG: 0.352										1	0	0	0	0	1	0	AB 34					
Tony Peña, R (1, 2) OBP: 0.288, SLG: 0.321										3	0	0	0	1	2	1	R 2					
Danny Cox, R (1, 1) OBP: 0.136, SLG: 0.155										2	0	0	0	0	1	4	H 7					
Ricky Horton, L (5, 1) OBP: 0.214, SLG: 0.222										0	0	0	0	0	0	0	RBI 1					
Scott Terry, R (6, 1) ERA: 5.4										0	0	0	0	0	0	0	BB 4					
Lance Johnson, L (7, PH) OBP: 0.287, SLG: 0.293										0	0	0	0	0	0	0	SO 7					
Steve Peters, L (7, 1) ERA: 2.53										0	0	0	0	0	0	0	LOB 23					
Lee Tunnell, R (7, 1) OBP: 0.226, SLG: 0.235										0	0	0	0	0	0	0						
Jim Lindeman, R (9, PH) OBP: 0.201, SLG: 0.300										0	0	0	0	1	0	0						
<b>Inning Stats</b>	R: 0 E: 0 K: 0 S: 4	H: 1 LOB: 2 BB: 1 P: 8	R: 0 E: 0 K: 1 S: 6	H: 1 LOB: 1 BB: 0 P: 6	R: 0 E: 0 K: 0 S: 4	H: 2 LOB: 1 BB: 0 P: 4	R: 1 E: 0 K: 1 S: 7	H: 2 LOB: 3 BB: 2 P: 15	R: 0 E: 0 K: 0 S: 3	H: 0 LOB: 0 BB: 0 P: 3	R: 0 E: 0 K: 0 S: 3	H: 0 LOB: 0 BB: 0 P: 3	R: 1 E: 1 K: 0 S: 5	H: 1 LOB: 1 BB: 0 P: 5	R: 0 E: 0 K: 3 S: 9	H: 0 LOB: 0 BB: 0 P: 9	R: 0 E: 0 K: 2 S: 7	H: 0 LOB: 1 BB: 1 P: 11	1B: 6 2B: 1 3B: 0 HR: 0	SF: 0 SAC: 0 DP: 0 HBP: 0	WP: 0 PB: 0 SB: 0 CS: 0	PA: 38
<b>PITCHER</b>	IP WLS BF H R ER SO BB IBB HBP BLK WP HR S P ERA WHIP																	<b>PITCHER</b>	IP WLS BF H R ER SO BB IBB HBP BLK WP HR S P ERA WHIP			
David Cone, R (1, 1) ERA: 3.78	6.1 W 29 7 2 1 2 3 0 0 0 0 0 0 30 42 1.42 1.579																					
Randy Myers, L (7, 1) ERA: 3.92	2.2 S 9 0 0 0 5 1 0 0 0 0 0 0 18 22 0.00 0.375																					

St. Louis Cardinals @ New York Mets  
Shea Stadium, Flushing, NY  
Sun Sep 13 1987, 3:33 AM EDT  
Att: 21,285 - Unknown

AB 34  
R 2  
H 7  
RBI 1  
BB 4  
SO 7  
LOB 23



Batter	1	2	3	4	5	6	7	8	9	AB	R	H	RBI	BB	SO	LOB	BOTTOM			
Lenny Dykstra, L (1, 8) OBP: 0.344, SLG: 0.442										4	0	1	0	0	0	2				
Wally Backman, S (1, 4) OBP: 0.301, SLG: 0.276										4	1	1	1	0	0	1				
Keith Hernandez, L (1, 3) OBP: 0.392, SLG: 0.453										3	0	1	1	1	0	0				
Darryl Strawberry, L (1, 9) OBP: 0.390, SLG: 0.572										4	1	2	0	0	0	3				
Kevin McReynolds, R (1, 7) OBP: 0.324, SLG: 0.496										4	1	1	1	0	0	3				
Gary Carter, R (1, 2) OBP: 0.296, SLG: 0.398										3	0	1	1	1	0	0				
Howard Johnson, S (1, 5) OBP: 0.376, SLG: 0.530										4	0	2	0	0	1	1				
Rafael Santana, R (1, 6) OBP: 0.305, SLG: 0.362										3	1	0	0	1	1	3				
David Cone, L (1, 1) OBP: 0.120, SLG: 0.125										2	0	1	0	0	0	2				
Randy Myers, L (7, 1) OBP: 0.286, SLG: 0.286										0	0	0	0	0	0	0				
<b>Inning Stats</b>	R: 0 E: 0 K: 0 S: 3	H: 0 LOB: 0 BB: 0 P: 3	R: 0 E: 0 K: 0 S: 3	H: 1 LOB: 0 BB: 0 P: 3	R: 0 E: 0 K: 0 S: 4	H: 1 LOB: 1 BB: 0 P: 4	R: 2 E: 0 K: 1 S: 8	H: 3 LOB: 1 BB: 0 P: 8	R: 2 E: 0 K: 0 S: 5	H: 2 LOB: 1 BB: 1 P: 9	R: 0 E: 0 K: 1 S: 6	H: 1 LOB: 2 BB: 1 P: 10	R: 0 E: 0 K: 0 S: 4	H: 1 LOB: 2 BB: 1 P: 8	R: 0 E: 0 K: 0 S: 3	H: 1 LOB: 0 BB: 0 P: 3	1B: 7 2B: 2 3B: 1 HR: 0	SF: 0 SAC: 1 DP: 2 HBP: 0	WP: 0 PB: 0 SB: 0 CS: 0	PA: 35
<b>PITCHER</b>	IP WLS BF H R ER SO BB IBB HBP BLK WP HR S P ERA WHIP																	<b>PITCHER</b>	IP WLS BF H R ER SO BB IBB HBP BLK WP HR S P ERA WHIP	
Danny Cox, R (1, 1) ERA: 3.93	4.2 L 21 7 4 4 1 0 0 0 0 0 0 0 3 7 0.00 3.000																			
Ricky Horton, L (5, 1) ERA: 3.91	0.2 4 1 0 0 0 1 0 0 0 1 0 0 3 7 0.00 3.000																			
Scott Terry, R (6, 1) ERA: 5.4	0.2 2 0 0 0 1 0 0 0 0 0 0 0 4 4 0.00 0.000																			
Steve Peters, L (7, 1) ERA: 2.53	0.2 4 1 0 0 0 0 1 0 0 0 0 0 3 7 0.00 1.500																			
Lee Tunnell, R (7, 1) ERA: 4.79	1.1 4 1 0 0 0 0 0 0 0 0 0 0 4 4 0.00 0.750																			

St. Louis Cardinals @ New York Mets  
Shea Stadium, Flushing, NY  
Sun Sep 13 1987, 3:33 AM EDT  
Att: 21,285 - Unknown

AB 31  
R 4  
H 10  
RBI 4  
BB 3  
SO 2  
LOB 15





Batter	1	2	3	4	5	6	7	8	9	AB	R	H	RBI	BB	SO	LOB	TOP					
Dave Martinez, L (1,8) OBP: 0.377, SLG: 0.427 Bob Dernier, R (7,PH) OBP: 0.392, SLG: 0.494	F7		1B HR	4-3			F8		1-3	3	1	1	0	0	0	1						
23 Ryne Sandberg, R (1,4) OBP: 0.371, SLG: 0.459	F5		K	K			F8			4	0	0	0	0	2	2						
Rafael Palmeiro, L (1,7) OBP: 0.302, SLG: 0.480 Brian Dayett, R (7,PH) OBP: 0.379, SLG: 0.494			HR			G5-4-3 BB	F8			1	1	1	0	2	0	0						
Andre Dawson, R (1,9) OBP: 0.331, SLG: 0.579	K		HR			G5-4-3				4	1	2	3	0	1	2						
Leon Durham, L (1,3) OBP: 0.349, SLG: 0.532 Manny Trillo, R (8,PH) OBP: 0.379, SLG: 0.468		F9	HR			F7			F8	3	1	1	1	0	0	0						
Keith Moreland, R (1,5) OBP: 0.303, SLG: 0.452		FC4-6 1B				F8			6-3	4	0	2	0	0	0	1						
Jody Davis, R (1,2) OBP: 0.337, SLG: 0.436		F9	K						K	4	1	1	1	0	2	3						
Shawon Dunston, R (1,6) OBP: 0.273, SLG: 0.377		FC4-6			SH1-4 2B				K	4	0	1	0	0	1	1						
Scott Sanderson, R (1,1) OBP: 0.158, SLG: 0.171 Drew Hall, L (5,1)			F7	SH1-4			F7		K	1	0	0	0	0	0	0						
Luis Quinones, S (6,PH) OBP: 0.284, SLG: 0.280 Frank DiPino, L (6,1) OBP: 0.500, SLG: 0.500 Wade Rowdon, R (9,PH) OBP: 0.273, SLG: 0.400					2-3					1	0	0	0	0	0	0						
<b>Inning Stats</b>	R: 0 E: 0 K: 1 S: 5	H: 0 LOB: 1 BB: 1 P: 9	R: 0 E: 0 K: 0 S: 4	H: 1 LOB: 1 BB: 0 P: 4	R: 4 E: 0 K: 2 S: 12	H: 5 LOB: 1 BB: 0 P: 12	R: 0 E: 0 K: 1 S: 6	H: 1 LOB: 1 BB: 0 P: 6	R: 0 E: 0 K: 0 S: 2	H: 0 LOB: 0 BB: 1 P: 6	R: 1 E: 0 K: 0 S: 4	H: 1 LOB: 0 BB: 0 P: 4	R: 0 E: 0 K: 0 S: 3	H: 0 LOB: 0 BB: 0 P: 3	R: 0 E: 0 K: 1 S: 6	H: 1 LOB: 1 BB: 0 P: 6	R: 0 E: 0 K: 2 S: 7	H: 0 LOB: 0 BB: 0 P: 7	1B: 5 2B: 1 3B: 0 HR: 3	SF: 0 SAC: 1 DP: 1 HBP: 0	WP: 0 PB: 0 SB: 1 CS: 0	PA: 37
<b>PITCHER</b>	IP WLS BF H R ER SO BB IBB HBP BLK WP HR S P ERA WHIP																					
Rick Aguilera, R (1,1) ERA: 3.78	6.0 W 27 8 5 5 4 2 0 0 0 0 3 33 41 7.50 1.667																					
Jesse Orosco, L (7,1) ERA: 4.63	3.0 S 10 1 0 0 3 0 0 0 0 0 0 0 16 16 0.00 0.333																					

Chicago Cubs @ New York Mets  
Shea Stadium, Flushing, NY  
Mon Sep 14 1987, 7:05 PM EDT  
Att: 27,693 - Unknown

AB	34
R	5
H	9
RBI	5
BB	2
SO	7
LOB	11



Batter	1	2	3	4	5	6	7	8	9	AB	R	H	RBI	BB	SO	LOB	BOTTOM			
Lenny Dykstra, L (1,8) OBP: 0.347, SLG: 0.447 Mookie Wilson, S (6,PH) OBP: 0.369, SLG: 0.476	1B SF8	L6			1B E	F3				3	2	2	0	0	0	1				
Wally Backman, S (1,4) OBP: 0.304, SLG: 0.280 Tim Teufel, R (7,4) OBP: 0.401, SLG: 0.536	BB 1B		E3 2B		1B E	4-3			6-3	3	2	2	0	0	0	0				
Keith Hernandez, L (1,3) OBP: 0.390, SLG: 0.450	SF8		3-1 2B		E5 1B				5-3	3	1	0	2	0	0	2				
Darryl Strawberry, L (1,9) OBP: 0.392, SLG: 0.575					1B S				K	3	1	2	2	1	1	0				
Kevin McReynolds, R (1,7) OBP: 0.323, SLG: 0.494	F6		6-3		F9				WP BB 1B	4	0	1	0	0	0	5				
Gary Carter, R (1,2) OBP: 0.296, SLG: 0.397	F7		4-3		1B				WP BB	3	0	1	2	1	0	3				
Howard Johnson, S (1,5) OBP: 0.375, SLG: 0.527					F8	F9			K	3	0	0	0	1	1	3				
Rafael Santana, R (1,6) OBP: 0.302, SLG: 0.358		F8			F3	5-3			5-3	4	0	0	0	0	0	2				
Rick Aguilera, R (1,1) OBP: 0.257, SLG: 0.353 Mark Carreon, R (6,PH) OBP: 0.333, SLG: 0.333 Jesse Orosco, R (7,1) ERA: 7.54		K			5-3				F7	2	0	0	0	0	1	1				
<b>Inning Stats</b>	R: 1 E: 0 K: 0 S: 5	H: 2 LOB: 2 BB: 1 P: 9	R: 0 E: 0 K: 1 S: 5	H: 0 LOB: 1 BB: 1 P: 9	R: 1 E: 1 K: 0 S: 5	H: 1 LOB: 1 BB: 0 P: 5	R: 0 E: 0 K: 0 S: 3	H: 0 LOB: 0 BB: 0 P: 3	R: 4 E: 1 K: 0 S: 8	H: 4 LOB: 1 BB: 0 P: 8	R: 0 E: 0 K: 0 S: 3	H: 0 LOB: 0 BB: 0 P: 3	R: 0 E: 0 K: 2 S: 8	H: 1 LOB: 2 BB: 1 P: 12	R: 0 E: 0 K: 1 S: 6	H: 1 LOB: 1 BB: 0 P: 6	1B: 7 2B: 2 3B: 0 HR: 0	SF: 1 SAC: 0 DP: 0 HBP: 0	WP: 1 PB: 1 SB: 1 CS: 0	PA: 38
<b>PITCHER</b>	IP WLS BF H R ER SO BB IBB HBP BLK WP HR S P ERA WHIP																			
Scott Sanderson, R (1,1) ERA: 3.99	4.0 L 6 2 2 1 0 0 0 0 0 0 0 6 6 9.00 2.000																			
Drew Hall, L (5,1) ERA: 7.54	1.0 L 6 2 2 1 0 0 0 0 0 0 0 6 6 9.00 2.000																			
Frank DiPino, L (6,1) ERA: 2.99	3.0 12 2 0 0 3 1 0 0 0 1 0 17 21 0.00 1.000																			

Chicago Cubs @ New York Mets  
Shea Stadium, Flushing, NY  
Mon Sep 14 1987, 7:05 PM EDT  
Att: 27,693 - Unknown

AB	34
R	6
H	9
RBI	6
BB	3
SO	4
LOB	18





Batter	1	2	3	4	5	6	7	8	9	AB	R	H	RBI	BB	SO	LOB	TOP																					
Bob Dernier, R OBP: 0.397, SLG: 0.500										2	1	1	0	1	0	1	Chicago Cubs @ New York Mets Shea Stadium, Flushing, NY Tue Sep 15 1987, 7:05 PM EDT Att: 31,806 - Unknown																					
Jerry Mumphrey, S OBP: 0.396, SLG: 0.532										1	0	0	0	0	0																							
Jay Baller, R OBP: 1.000, SLG: 1.000										0	0	0	0	0	0																							
Ed Lynch, R OBP: 0.188, SLG: 0.188										0	0	0	0	0	0																							
Mike Brumley, S OBP: 0.259, SLG: 0.259										1	0	0	0	0	1	3																						
Manny Trillo, R OBP: 0.378, SLG: 0.466										3	0	1	0	0	0	1																						
Leon Durham, L OBP: 0.350, SLG: 0.531										1	0	0	1	1	0	0																						
23 Ryne Sandberg, R OBP: 0.372, SLG: 0.459										5	0	2	2	0	1	2																						
Andre Dawson, R OBP: 0.332, SLG: 0.575										3	0	0	0	1	0	3																						
Keith Moreland, R OBP: 0.303, SLG: 0.450										4	0	1	0	0	0	3																						
Brian Davett, R OBP: 0.375, SLG: 0.487										2	0	0	0	0	0	2																						
Rafael Palmeiro, L OBP: 0.298, SLG: 0.475										2	0	0	0	0	0	1																						
Damon Berryhill, S OBP: 0.400, SLG: 0.143										1	1	0	0	3	0																							
Shawon Dunston, R OBP: 0.273, SLG: 0.375										4	1	1	0	0	0	3																						
Greg Maddux, R OBP: 0.135, SLG: 0.135										1	0	0	0	0	0	0																						
Drew Hall, L										1	0	0	0	0	0	0																						
Dickie Noles, R										1	0	0	0	0	0	0																						
Dave Martinez, L OBP: 0.376, SLG: 0.425										1	0	0	0	0	0	0																						
Darrin Jackson, R OBP: 1.000, SLG: 1.000										1	1	1	0	0	0	0																						
<b>Inning Stats</b>	R: 1 E: 1 K: 0 S: 4	H: 1 LOB: 2 BB: 2 P: 12	R: 0 E: 0 K: 1 S: 5	H: 0 LOB: 1 BB: 1 P: 9	R: 0 E: 0 K: 0 S: 3	H: 0 LOB: 0 BB: 0 P: 4	R: 0 E: 0 K: 0 S: 3	H: 0 LOB: 0 BB: 0 P: 3	R: 0 E: 0 K: 2 S: 8	H: 1 LOB: 1 BB: 1 P: 8	R: 0 E: 0 K: 0 S: 3	H: 0 LOB: 0 BB: 0 P: 3	R: 0 E: 0 K: 0 S: 3	H: 1 LOB: 0 BB: 0 P: 3	R: 3 E: 0 K: 1 S: 8	H: 3 LOB: 2 BB: 2 P: 16	1B: 6 2B: 1 3B: 0 HR: 0	SF: 0 SAC: 0 DP: 1 HBP: 1	WP: 0 PB: 0 SB: 0 CS: 0	PA: 40																		
<b>PITCHER</b>	IP	WLS	BF	H	R	ER	SO	BB	IBB	HBP	BLK	WP	HR	S	P	ERA	WHIP	<b>PITCHER</b>		IP	WLS	BF	H	R	ER	SO	BB	IBB	HBP	BLK	WP	HR	S	P	ERA	WHIP		
Sid Fernandez, L ERA: 3.61	(1, 1)	5.0	W	21	2	1	1	3	3	0	1	0	0	0	23	36	1.80	1.000	Terry Leach, R ERA: 3.39		(6, 1)	1.0	5	1	0	0	0	1	0	0	0	0	4	8	0.00	2.000		
Roger McDowell, R ERA: 4.26	(7, 1)	3.0		14	4	3	3	1	2	0	0	0	0	0	14	22	9.00	2.000	Sid Fernandez, L ERA: 3.61		(1, 1)	5.0	W	21	2	1	1	3	3	0	1	0	0	0	23	36	1.80	1.000

AB	33
R	4
H	7
RBI	3
BB	6
SO	4
LOB	20



Batter	1	2	3	4	5	6	7	8	9	AB	R	H	RBI	BB	SO	LOB	BOTTOM																				
Lenny Dykstra, L OBP: 0.350, SLG: 0.447										4	3	2	2	1	0	0	Chicago Cubs @ New York Mets Shea Stadium, Flushing, NY Tue Sep 15 1987, 7:05 PM EDT Att: 31,806 - Unknown																				
Wally Backman, S OBP: 0.307, SLG: 0.287										4	1	2	2	0	1	0																					
Roger McDowell, R OBP: 0.286, SLG: 0.308										1	0	0	0	0	1	1																					
Keith Hernandez, L OBP: 0.392, SLG: 0.452										5	1	3	1	0	1	0																					
Dave Magadan, L OBP: 0.403, SLG: 0.465										0	1	0	0	0	0	0																					
Darryl Strawberry, L OBP: 0.392, SLG: 0.577										5	1	2	2	0	1	2																					
Bill Almon, R OBP: 0.329, SLG: 0.309										0	0	0	0	0	0	0																					
Kevin McReynolds, R OBP: 0.322, SLG: 0.492										5	0	1	0	0	1	7																					
Mark Carreon, R OBP: 0.333, SLG: 0.333										0	0	0	0	0	0	0																					
Gary Carter, R OBP: 0.300, SLG: 0.403										4	1	2	0	0	1	0																					
Barry Lyons, R OBP: 0.290, SLG: 0.375										1	1	1	3	0	0	0																					
Howard Johnson, S OBP: 0.376, SLG: 0.524										3	1	0	0	2	1	3																					
Rafael Santana, R OBP: 0.304, SLG: 0.358										AB	39																										
Kevin Elster, R OBP: 1.000, SLG: 1.000										R	12																										
Sid Fernandez, L OBP: 0.171, SLG: 0.205										H	16																										
Terry Leach, R OBP: 0.118, SLG: 0.063										RBI	12																										
Gregg Jefferies, S OBP: 0.667, SLG: 0.667										BB	4																										
Keith Miller, R OBP: 0.395, SLG: 0.512										SO	7																										
Tim Lincecum, R OBP: 0.403, SLG: 0.538										LOB	19																										
<b>Inning Stats</b>	R: 1 E: 0 K: 1 S: 5	H: 0 LOB: 1 BB: 1 P: 9	R: 0 E: 0 K: 0 S: 4	H: 2 LOB: 1 BB: 1 P: 8	R: 0 E: 0 K: 2 S: 7	H: 0 LOB: 0 BB: 0 P: 7	R: 1 E: 0 K: 0 S: 5	H: 2 LOB: 1 BB: 1 P: 9	R: 0 E: 0 K: 0 S: 5	H: 2 LOB: 2 BB: 0 P: 5	R: 5 E: 0 K: 1 S: 10	H: 5 LOB: 2 BB: 1 P: 14	R: 0 E: 0 K: 0 S: 3	H: 0 LOB: 0 BB: 0 P: 3	R: 5 E: 0 K: 3 S: 14	H: 5 LOB: 1 BB: 0 P: 14	1B: 10 2B: 5 3B: 0 HR: 1	SF: 0 SAC: 0 DP: 1 HBP: 0	WP: 2 PB: 0 SB: 2 CS: 0	PA: 43																	
<b>PITCHER</b>	IP	WLS	BF	H	R	ER	SO	BB	IBB	HBP	BLK	WP	HR	S	P	ERA	WHIP	<b>PITCHER</b>		IP	WLS	BF	H	R	ER	SO	BB	IBB	HBP	BLK	WP	HR	S	P	ERA	WHIP	
Greg Maddux, R ERA: 5.63	(1, 1)	5.2	L	29	9	7	4	0	2	0	0	0	0	2	2	11.12	1.941	Drew Hall, L ERA: 8.34		(6, 1)	0.0	2	2	0	0	0	0	0	0	0	2	2	∞	∞			
Dickie Noles, R ERA: 3.73	(6, 1)	0.1		1	0	0	0	0	0	0	0	0	1	0	1	0.00	0.000	Jay Baller, R ERA: 8.27		(7, 1)	1.2	10	5	5	5	2	0	0	0	0	1	14	14	27.00	3.000		
Ed Lynch, R ERA: 5.16	(8, 1)	0.1		1	0	0	0	1	0	0	0	0	0	0	3	3	0.00	0.000	Sid Fernandez, L ERA: 3.61		(1, 1)	5.0	W	21	2	1	1	3	3	0	1	0	0	23	36	1.80	1.000









Batter	1	2	3	4	5	6	7	8	9	AB	R	H	RBI	BB	SO	LOB	TOP			
Lenny Dykstra, L OBP: 0.348, SLG: 0.450 Doug Sisk, R (8, 1) Jesse Orosco, R (8, 1)	0-0 3-1		0-0 4-3		0-0 F8			0-0 L4-6		4	0	0	0	0	0	1				
Howard Johnson, S OBP: 0.375, SLG: 0.518	4-0 1B 1B BB		0-0 F7			0-3 K			0-0 F8	3	1	0	0	1	1	0				
Keith Hernandez, L OBP: 0.390, SLG: 0.448	0-0 1B 1-2 FC1-2 1B		0-0 1-3			0-3 K			0-3 K	4	0	1	0	0	2	0				
Darryl Strawberry, L OBP: 0.393, SLG: 0.581	0-0 FC1-2 1-3 2-H 1B			0-0 4-3					0-0 F7	4	0	1	1	0	1	0				
Kevin McReynolds, R OBP: 0.322, SLG: 0.490	0-0 FC1-2			0-0 2B					0-0 B1-3	3	0	1	0	0	0	2				
Gary Carter, R OBP: 0.295, SLG: 0.397	0-0 L4			0-0 L7					0-3 K	3	0	0	0	0	1	3				
Dave Magadan, L OBP: 0.399, SLG: 0.464		0-0 4-3		0-3 K					0-0 3-1	3	0	0	0	0	1	1				
Tim Teufel, R OBP: 0.404, SLG: 0.535 Mookie Wilson, S OBP: 0.374, SLG: 0.474		0-3 K			0-3 K				0-0 L4-6 S 1B	2	0	0	0	0	2	0				
David Cone, L OBP: 0.111, SLG: 0.115 Randy Myers, L OBP: 0.286, SLG: 0.286 Lee Mazzilli, S OBP: 0.390, SLG: 0.419 Bill Almon, R OBP: 0.338, SLG: 0.309		0-0 G3			0-0 G3				0-0 F8	2	0	0	0	0	0	0				
<b>Inning Stats</b>	R: 1 E: 0 K: 0 S: 5	H: 2 LOB: 2 BB: 1 P: 9	R: 0 E: 0 K: 1 S: 5	H: 0 LOB: 0 BB: 0 P: 5	R: 0 E: 0 K: 1 S: 3	H: 0 LOB: 0 BB: 0 P: 3	R: 0 E: 0 K: 1 S: 6	H: 1 LOB: 1 BB: 0 P: 6	R: 0 E: 0 K: 3 S: 9	H: 0 LOB: 0 BB: 0 P: 9	R: 0 E: 0 K: 1 S: 5	H: 0 LOB: 0 BB: 0 P: 5	R: 0 E: 0 K: 0 S: 3	H: 1 LOB: 0 BB: 0 P: 3	R: 0 E: 0 K: 1 S: 5	H: 0 LOB: 0 BB: 0 P: 5	1B: 3 2B: 2 3B: 0 HR: 0	SF: 0 SAC: 0 DP: 1 HBP: 0	WP: 0 PB: 0 SB: 1 CS: 0	PA: 31
<b>PITCHER</b> Pascual Perez, R ERA: 2.03	IP: 9.0 WLS: W BF: 31 H: 4 R: 1 ER: 1 SO: 8 BB: 1 IBB: 0 HBP: 0 BLK: 0 WP: 0 HR: 0 S: 46 P: 50 ERA: 1.00 WHIP: 0.556															<b>PITCHER</b>				

New York Mets @ Montreal Expos  
Olympic Stadium, Montreal, QB  
Thu Sep 17 1987, 7:05 PM EDT  
Att: 24,806 - Unknown

AB 30  
R 1  
H 4  
RBI 1  
BB 1  
SO 8  
LOB 8



Batter	1	2	3	4	5	6	7	8	9	AB	R	H	RBI	BB	SO	LOB	BOTTOM			
Tim Raines, S OBP: 0.417, SLG: 0.521	0-0 5-3		0-0 4-3		0-3 K			0-0 F9		4	0	0	0	0	1	1				
Mitch Webster, S OBP: 0.362, SLG: 0.424	1-0 2B HBP		0-0 3-1			4-0 HR BB		0-0 6-3		2	2	0	0	1	0	0				
Hubie Brooks, R OBP: 0.295, SLG: 0.410	0-0 3-1 1-H 2B		0-0 F7			0-0 HR		0-0 1B BB HBP 1B		4	2	3	3	0	0	0				
Tim Wallach, R OBP: 0.348, SLG: 0.517	4-0 3-1 BB			0-0 F9		0-0 L7		4-0 HBP 1B BB G5-2-3 BB		2	0	0	0	2	0	0				
Andres Galarraga, R OBP: 0.374, SLG: 0.482	0-0 3-1 1-2 2-3			0-0 CS 1B		0-0 BB 1B		0-0 HBP 1B		4	0	3	0	0	0	2				
Tom Foley, L OBP: 0.333, SLG: 0.458 Vance Law, R OBP: 0.355, SLG: 0.440	0-0 F5			0-0 4-3		0-3 K		0-0 F8		3	0	0	0	0	1	4				
Mike Fitzgerald, R OBP: 0.353, SLG: 0.339		0-3 K			0-0 F8 2B			1-0 HBP		2	0	1	1	1	1	0				
Casey Candaele, S OBP: 0.335, SLG: 0.353 Herm Winstingham, L OBP: 0.305, SLG: 0.353 Reid Nichols, R OBP: 0.336, SLG: 0.444		0-0 4-3			0-0 F8 2-3		0-0 G3		0-0 G5-2-3	3	0	0	0	0	0	3				
Pascual Perez, R OBP: 0.067, SLG: 0.067		0-0 L9			0-0 1-3			0-3 K		3	0	0	0	0	1	1				
<b>Inning Stats</b>	R: 1 E: 0 K: 0 S: 4	H: 1 LOB: 2 BB: 1 P: 9	R: 0 E: 0 K: 1 S: 5	H: 0 LOB: 0 BB: 0 P: 5	R: 0 E: 0 K: 0 S: 3	H: 0 LOB: 0 BB: 0 P: 3	R: 0 E: 0 K: 0 S: 3	H: 1 LOB: 0 BB: 0 P: 3	R: 0 E: 0 K: 1 S: 6	H: 1 LOB: 1 BB: 0 P: 6	R: 2 E: 0 K: 1 S: 7	H: 2 LOB: 2 BB: 2 P: 15	R: 0 E: 0 K: 1 S: 5	H: 0 LOB: 0 BB: 0 P: 5	R: 1 E: 0 K: 0 S: 4	H: 2 LOB: 2 BB: 1 P: 9	1B: 4 2B: 2 3B: 0 HR: 1	SF: 0 SAC: 0 DP: 1 HBP: 2	WP: 0 PB: 0 SB: 0 CS: 1	PA: 35
<b>PITCHER</b> David Cone, R ERA: 3.83 Randy Myers, L ERA: 3.86 Doug Sisk, R ERA: 3.42 Jesse Orosco, L ERA: 4.57	IP: 6.0 WLS: L BF: 26 H: 5 R: 3 ER: 3 SO: 3 BB: 3 IBB: 0 HBP: 1 BLK: 0 WP: 0 HR: 1 S: 28 P: 41 ERA: 4.50 WHIP: 1.333															<b>PITCHER</b>				

New York Mets @ Montreal Expos  
Olympic Stadium, Montreal, QB  
Thu Sep 17 1987, 7:05 PM EDT  
Att: 24,806 - Unknown

AB 29  
R 4  
H 7  
RBI 4  
BB 4  
SO 4  
LOB 17





Batter	1	2	3	4	5	6	7	8	9	AB	R	H	RBI	BB	SO	LOB	TOP																
Lenny Dykstra, L OBP: 0.345, SLG: 0.444 (1, 8)	0-0 B1-3	0-0 F9		0-3 K		0-0 F9		0-0 3-1		5	0	0	0	0	1	2																	
Howard Johnson, S OBP: 0.377, SLG: 0.517 (1, 5) (8, 6)	4-0 HR BB		0-0 BLK 1B	0-0 L5		0-0 L4			4-0 CS BB	3	2	1	0	2	0	0																	
Keith Hernandez, L OBP: 0.390, SLG: 0.446 (1, 3) BB	4-0 HR BB		0-0 1B	0-0 F7			0-0 L7		0-0 F4	4	2	1	1	1	0	1																	
Darryl Strawberry, L OBP: 0.395, SLG: 0.588 (1, 9)	0-0 HR		0-0 1B SF4		4-0 G3 1B BB		0-3 K		0-3 K	4	3	2	4	1	2	1																	
Kevin McReynolds, R OBP: 0.321, SLG: 0.488 (1, 7)	0-0 F8		0-0 SF4 1B		0-3 K		0-0 F6			4	0	1	0	0	1	1																	
Gary Carter, R OBP: 0.295, SLG: 0.403 (1, 2)	0-0 F8		0-0 SF4		0-0 G3					3	1	1	2	0	0	1																	
Tim Teufel, R OBP: 0.408, SLG: 0.551 (8, PR) Keith Miller, R OBP: 0.395, SLG: 0.512 (8, 4)		0-0 HR		0-0 F6		0-0 1B			0-0 F9 S 1B	4	1	3	2	0	0	1	AB 34 R 9 H 9 RBI 9 BB 5 SO 5 LOB 13																
Rafael Santana, R OBP: 0.304, SLG: 0.356 (8, PH) Dave Magadan, L OBP: 0.397, SLG: 0.461 (8, 5)		0-0 4-3		4-0 IBB		0-0 5-3			0-0 F9	2	0	0	0	1	0	1																	
John Candelaria, L (1, 1) Terry Leach, R OBP: 0.311, SLG: 0.081 (5, 1) Doug Sisk, R (8, 1) Randy Myers, L OBP: 0.295, SLG: 0.298 Roger McDowell, R OBP: 0.328, SLG: 0.306 (7, 1) Lee Mazzilli, S OBP: 0.387, SLG: 0.413 (8, PH) Jesse Orosco, R (8, 1)		0-0 3-1		0-0 5-3			0-0 G3		0-3 K	1	0	0	0	0	0	0																	
<b>Inning Stats</b>	R: 3 E: 0 K: 0 S: 4	H: 1 LOB: 0 BB: 2 P: 12	R: 1 E: 0 K: 0 S: 4	H: 1 LOB: 0 BB: 0 P: 4	R: 3 E: 0 K: 0 S: 7	H: 4 LOB: 2 BB: 1 P: 11	R: 0 E: 0 K: 1 S: 5	H: 0 LOB: 0 BB: 0 P: 5	R: 1 E: 0 K: 1 S: 6	H: 1 LOB: 1 BB: 1 P: 10	R: 0 E: 0 K: 0 S: 3	H: 0 LOB: 0 BB: 0 P: 3	R: 0 E: 0 K: 1 S: 5	H: 0 LOB: 0 BB: 0 P: 5	R: 1 E: 0 K: 1 S: 7	H: 2 LOB: 2 BB: 0 P: 7	R: 0 E: 0 K: 1 S: 4	H: 0 LOB: 1 BB: 1 P: 8	1B: 5 2B: 2 3B: 0 HR: 3	SF: 1 SAC: 0 DP: 1 HBP: 0	WP: 0 PB: 0 SB: 3 CS: 1	PA: 40											
<b>PITCHER</b>	IP WLS BF H R ER SO BB IBB HBP BLK WP HR S P ERA WHIP	IP WLS BF H R ER SO BB IBB HBP BLK WP HR S P ERA WHIP																															
Brian Fisher, R ERA: 4.76 (1, 1)	2.0	12	4	6	6	0	2	0	0	1	0	0	2	10	18	27.00	3.000																
Bob Patterson, L ERA: 8.47 (3, 1)	3.0	14	3	2	2	2	1	1	0	0	0	0	0	16	24	6.00	1.333																
John Smiley, L ERA: 5.71 (6, 1)	2.0	W	6	0	0	0	1	0	0	0	0	0	0	8	8	0.00	0.000																
Jeff Robinson, R ERA: 2.97 (8, 1)	1.0	S	5	2	1	1	1	0	0	0	0	0	1	7	7	9.00	2.000																
Jim Gott, R ERA: 3.5 (9, 1)	1.0	S	3	0	0	0	1	1	0	0	0	0	0	4	8	0.00	1.000																

New York Mets @ Pittsburgh Pirates  
Three Rivers Stadium, Pittsburgh, PA  
Fri Sep 18 1987, 7:05 PM EDT  
Att: 15,308 - Unknown

AB	34
R	9
H	9
RBI	9
BB	5
SO	5
LOB	13



Batter	1	2	3	4	5	6	7	8	9	AB	R	H	RBI	BB	SO	LOB	BOTTOM															
John Cangelosi, S OBP: 0.436, SLG: 0.427 (5, 7)	0-0 HR	0-0 F8		0-0 B1	0-0 L6-4		0-0 SH5-4	0-0 F4		4	1	1	1	0	0	2																
Barry Bonds, L OBP: 0.322, SLG: 0.474 (8, 7) Jim Gott, R OBP: 0.091, SLG: 0.364 (9, 1)							1-2 2-3			1	0	0	0	0	0	1																
Jose Lind, R OBP: 0.357, SLG: 0.475 (1, 4)	0-0 5-3	0-0 1B 3B		0-0 5-3	0-0 1B		4-0 2B BB			4	1	2	0	1	0	0																
Mike Diaz, R OBP: 0.337, SLG: 0.511 (1, 3) Jeff Robinson, R OBP: 0.150, SLG: 0.300 (8, 1) R.J. Reynolds, S OBP: 0.324, SLG: 0.408 (9, 7)	0-0 1B 3B	0-0 1B		0-0 BB 1B	0-3 K		0-0 2B			5	1	4	3	0	1	2																
Bobby Bonilla, S OBP: 0.349, SLG: 0.486 (1, 5)	0-0 5-3	0-3 K		4-0 BB		0-0 F9 SF9 2B		4-0 IBB		3	1	1	0	2	1	2																
Terry Harper, R OBP: 0.323, SLG: 0.395 (4, PH) Andy Van Slyke, L OBP: 0.352, SLG: 0.491 (5, 8)	0-0 2B 1B	0-3 K		0-0 F7		0-0 F9	0-0 F9			2	1	1	1	0	1	1																
Damell Coles, R OBP: 0.275, SLG: 0.316 (1, 9)	0-0 1B 2B			0-0 5-3		0-0 1B 2B	0-0 F9			3	0	0	0	0	0	6																
Junior Ortiz, R OBP: 0.330, SLG: 0.343 (1, 2) Michael LaValliere, L OBP: 0.370, SLG: 0.357 (9, 2)	0-0 1B			0-0 FC4-6 1B		4-0 1B BB	0-0 L4		0-0 F8	4	1	2	2	1	0	0	AB 38 R 10 H 17 RBI 10 BB 5 SO 4 LOB 22															
Felix Fermin, R OBP: 0.382, SLG: 0.323 (1, 6)	0-0 1B			0-0 FC4-6		0-0 L6-4 1B		4-0 SH5-4 SH 2B 1B		4	1	3	1	1	0	1																
Brian Fisher, R OBP: 0.237, SLG: 0.264 (1, 1) Bob Patterson, L OBP: 0.091, SLG: 0.081 (5, PH) Mackey Sasser, R OBP: 0.295, SLG: 0.298 (8, 1) John Smiley, L OBP: 0.328, SLG: 0.306 (7, PH) Al Pedrique, R OBP: 0.345, SLG: 0.360 (8, 3) Sid Bream, L OBP: 0.337, SLG: 0.408 (8, 3)	0-3 K			0-0 6-3		0-0 1B		0-0 SH SH5-4 2B		1	0	0	0	0	1	2																
<b>Inning Stats</b>	R: 4 E: 0 K: 1 S: 11	H: 6 LOB: 2 BB: 0 P: 11	R: 1 E: 0 K: 2 S: 9	H: 2 LOB: 1 BB: 0 P: 9	R: 0 E: 0 K: 0 S: 4	H: 1 LOB: 1 BB: 0 P: 4	R: 0 E: 0 K: 0 S: 4	H: 1 LOB: 2 BB: 1 P: 8	R: 2 E: 0 K: 1 S: 8	H: 4 LOB: 2 BB: 1 P: 12	R: 1 E: 0 K: 0 S: 4	H: 1 LOB: 0 BB: 0 P: 4	R: 2 E: 1 K: 0 S: 6	H: 2 LOB: 3 BB: 2 P: 14	R: 0 E: 0 K: 0 S: 3	H: 0 LOB: 1 BB: 1 P: 7	1B: 10 2B: 5 3B: 2 HR: 1	SF: 1 SAC: 2 DP: 1 HBP: 0	WP: 0 PB: 0 SB: 0 CS: 0	PA: 46												
<b>PITCHER</b>	IP WLS BF H R ER SO BB IBB HBP BLK WP HR S P ERA WHIP	IP WLS BF H R ER SO BB IBB HBP BLK WP HR S P ERA WHIP																														
John Candelaria, L ERA: 5.03 (1, 1)	1.1	12	8	5	5	1	0	0	0	0	0	1	14	14	33.75	6.000																
Terry Leach, R ERA: 3.44 (2, 1)	3.1	17	6	2	2	2	2	0	0	0	0	0	19	27	5.40	2.400																
Doug Sisk, R ERA: 3.53 (5, 1)	0.1	2	1	1	1	1	0	0	0	0	0	0	4	4	27.00	3.000																
Randy Myers, L ERA: 3.92 (6, 1)	1.1	L	6	1	2	1	0	0	0	0	0	0	6	6	6.75	0.750																
Roger McDowell, R ERA: 4.23 (7, 1)	0.2	5	1	0	0	0	1	1	0	0	0	0	3	11	3.000																	

New York Mets @ Pittsburgh Pirates  
Three Rivers Stadium, Pittsburgh, PA  
Fri Sep 18 1987, 7:05 PM EDT  
Att: 15,308 - Unknown

AB	38
R	10
H	17
RBI	10
BB	5
SO	4
LOB	22





Batter	1	2	3	4	5	6	7	8	9	AB	R	H	RBI	BB	SO	LOB	TOP										
Lenny Dykstra, L OBP: 0.346, SLG: 0.442	F8		F7		HR		K		WP	4	1	1	1	1	1	1											
Howard Johnson, S OBP: 0.374, SLG: 0.512	F7		P4		P6		K		1-3	5	0	0	0	0	1	5											
Keith Hernandez, L OBP: 0.389, SLG: 0.450	F5			F9	HR		F8			4	1	1	4	0	0	0											
Darryl Strawberry, L OBP: 0.394, SLG: 0.585		F6		S	6-3			F7		3	0	0	0	1	0	0											
Mookie Wilson, S OBP: 0.365, SLG: 0.469		6-3		F8	G3			K		4	0	0	0	0	1	1											
Gary Carter, R OBP: 0.297, SLG: 0.402				L6			6-3	FC5-4		3	0	1	0	1	0	1											
Tim Lincecum, R OBP: 0.410, SLG: 0.546								1B		2	1	0	0	2	1	2											
Roger McDowell, R OBP: 0.286, SLG: 0.308					1B			BB		0	0	0	0	0	0	0											
Rafael Santana, R OBP: 0.306, SLG: 0.357									5-3	4	1	2	0	0	1	1											
Rick Aguilera, R OBP: 0.270, SLG: 0.361																											
Randy Myers, L OBP: 0.286, SLG: 0.286																											
Keith Miller, R OBP: 0.386, SLG: 0.500																											
<b>Inning Stats</b>	R: 0 E: 0 K: 0 S: 3	H: 0 LOB: 0 BB: 0 P: 3	R: 0 E: 0 K: 1 S: 5	H: 0 LOB: 1 BB: 1 P: 9	R: 0 E: 0 K: 0 S: 4	H: 1 LOB: 1 BB: 0 P: 4	R: 0 E: 0 K: 0 S: 3	H: 0 LOB: 1 BB: 1 P: 7	R: 5 E: 0 K: 0 S: 7	H: 4 LOB: 0 BB: 1 P: 11	R: 0 E: 0 K: 2 S: 7	H: 0 LOB: 1 BB: 1 P: 11	R: 0 E: 0 K: 1 S: 6	H: 1 LOB: 1 BB: 0 P: 6	R: 0 E: 0 K: 0 S: 3	H: 0 LOB: 1 BB: 1 P: 7	1B: 5 2B: 0 3B: 0 HR: 1	SF: 0 SAC: 1 DP: 0 HBP: 0	WP: 1 PB: 0 SB: 2 CS: 0	PA: 38							
<b>PITCHER</b>	IP	WLS	BF	H	R	ER	SO	BB	IBB	HBP	BLK	WP	HR	S	P	ERA	WHIP										
Vicente Palacios, R ERA: 3.6	5.0	L	23	5	5	5	1	3	0	0	0	0	1	22	34	9.00	1.600										
Bob Walk, R ERA: 3.48	1.0		4	0	0	0	2	1	0	0	0	0	0	7	11	0.00	1.000										
John Smiley, L ERA: 5.58	1.2		6	1	0	0	3	0	0	0	0	0	0	12	12	0.00	0.600										
Tim Drummond, R ERA:	0.1		1	0	0	0	0	0	0	0	0	0	0	1	1	0.00	0.000										
Jeff Robinson, R ERA: 2.95	1.0		4	0	0	0	0	1	0	0	0	1	0	3	7	0.00	1.000										

New York Mets @ Pittsburgh Pirates  
Three Rivers Stadium, Pittsburgh, PA  
Sat Sep 19 1987, 7:05 PM EDT  
Att: 20,933 - Unknown

AB	32
R	5
H	6
RBI	5
BB	5
SO	6
LOB	12



Batter	1	2	3	4	5	6	7	8	9	AB	R	H	RBI	BB	SO	LOB	BOTTOM										
Barry Bonds, L OBP: 0.321, SLG: 0.472	4-3				F8			6-3		4	0	1	0	0	1	1											
Terry Harper, R OBP: 0.321, SLG: 0.392										1	0	0	0	0	0	1											
Jose Lind, R OBP: 0.371, SLG: 0.476										4	1	2	0	1	0	2											
Andy Van Slyke, L OBP: 0.353, SLG: 0.489	FC4-6									4	1	1	0	0	2	3											
Bobby Bonilla, S OBP: 0.352, SLG: 0.485										3	1	1	1	2	0	2											
Sid Bream, L OBP: 0.337, SLG: 0.409										3	0	1	2	0	0	2											
Darnell Coles, R OBP: 0.276, SLG: 0.314										1	0	0	0	1	1	2											
R.J. Reynolds, S OBP: 0.322, SLG: 0.405										5	1	1	0	0	1	6											
Michael LaValliere, L OBP: 0.372, SLG: 0.500										3	0	2	0	0	1	0											
John Cangelosi, S OBP: 0.434, SLG: 0.424										1	0	0	0	0	1	3											
Junior Ortiz, R OBP: 0.330, SLG: 0.343										0	0	0	0	0	0	0											
Felix Fermin, R OBP: 0.395, SLG: 0.324										3	0	1	0	1	0	2											
Vicente Palacios, R OBP: 0.286, SLG: 0.286										2	0	0	0	0	1	2											
Bob Walk, R OBP: 0.286, SLG: 0.286										0	0	0	0	0	0	0											
Mackey Sasser, R OBP: 0.286, SLG: 0.286										0	0	0	0	0	0	0											
Mike Diaz, R OBP: 0.286, SLG: 0.286										0	0	0	0	0	0	0											
John Smiley, L OBP: 0.286, SLG: 0.286										0	0	0	0	0	0	0											
Tim Drummond, R OBP: 0.286, SLG: 0.286										0	0	0	0	0	0	0											
Al Pedrique, R OBP: 0.286, SLG: 0.286										0	0	0	0	0	0	0											
Jeff Robinson, R OBP: 0.286, SLG: 0.286										0	0	0	0	0	0	0											
<b>Inning Stats</b>	R: 2 E: 0 K: 1 S: 7	H: 2 LOB: 1 BB: 1 P: 11	R: 0 E: 0 K: 1 S: 5	H: 0 LOB: 0 BB: 0 P: 5	R: 0 E: 0 K: 1 S: 6	H: 1 LOB: 1 BB: 0 P: 6	R: 0 E: 0 K: 1 S: 7	H: 2 LOB: 2 BB: 0 P: 7	R: 1 E: 0 K: 0 S: 4	H: 2 LOB: 1 BB: 0 P: 5	R: 1 E: 0 K: 1 S: 7	H: 2 LOB: 1 BB: 0 P: 7	R: 0 E: 1 K: 2 S: 8	H: 0 LOB: 3 BB: 2 P: 16	R: 0 E: 0 K: 0 S: 3	H: 0 LOB: 1 BB: 1 P: 7	R: 0 E: 0 K: 1 S: 5	H: 1 LOB: 1 BB: 1 P: 9	1B: 9 2B: 1 3B: 0 HR: 0	SF: 1 SAC: 1 DP: 2 HBP: 1	WP: 0 PB: 1 SB: 1 CS: 0	PA: 42					
<b>PITCHER</b>	IP	WLS	BF	H	R	ER	SO	BB	IBB	HBP	BLK	WP	HR	S	P	ERA	WHIP										
Rick Aguilera, R ERA: 3.75	5.1	W	26	9	4	2	4	1	0	1	0	0	0	32	37	3.38	1.875										
Randy Myers, L ERA: 3.5	2.0		10	0	0	0	3	2	1	0	0	0	0	13	25	0.00	1.000										
Roger McDowell, R ERA: 4.15	1.2	S	6	1	0	0	1	1	0	0	0	0	0	7	11	0.00	1.200										

New York Mets @ Pittsburgh Pirates  
Three Rivers Stadium, Pittsburgh, PA  
Sat Sep 19 1987, 7:05 PM EDT  
Att: 20,933 - Unknown

AB	34
R	4
H	10
RBI	4
BB	5
SO	8
LOB	26





Batter	1	2	3	4	5	6	7	8	9	10	11	12	13	14	AB	R	H	RBI	BB	SO	LOB	TOP				
Lenny Dykstra, L OBP: 0.346, SLG: 0.445 (10, 1)															6	1	2	1	0	0	2					
Randy Myers, L OBP: 0.286, SLG: 0.286 (14, 1)															1	0	0	0	0	0	2					
Howard Johnson, S OBP: 0.374, SLG: 0.515 (7, 5)															5	1	1	1	2	1	1					
Keith Hernandez, L OBP: 0.388, SLG: 0.447 (1, 3)															6	0	1	0	1	0	3					
Darryl Strawberry, L OBP: 0.396, SLG: 0.556 (1, 9)															4	1	1	1	3	2	1					
Kevin McReynolds, R OBP: 0.319, SLG: 0.484 (1, 7)															7	1	1	1	0	2	5					
Dave Magadan, L OBP: 0.399, SLG: 0.462 (7, 6)															4	1	2	0	0	0	3					
Keith Miller, R OBP: 0.307, SLG: 0.358 (12, PR)															2	0	1	0	0	0	1					
Bill Almon, R OBP: 0.333, SLG: 0.304 (12, 6)															0	1	0	0	0	0	0					
Tim Teufel, R OBP: 0.407, SLG: 0.555 (1, 4)															7	1	2	4	0	0	2					
Barry Lyons, R OBP: 0.288, SLG: 0.383 (1, 2)															7	0	2	0	0	2	2					
Sid Fernandez, L OBP: 0.315, SLG: 0.438 (7, 5)															3	0	1	0	0	1	2					
Jesse Orosco, R OBP: 0.375, SLG: 0.500 (8, PR)															0	0	0	0	0	0	0					
Roger McDowell, L OBP: 0.375, SLG: 0.500 (8, PR)															0	1	1	0	0	0	0					
Mookie Wilson, S OBP: 0.360, SLG: 0.444 (10, PR)															0	0	0	0	0	0	0					
Inning Stats	R: 1 E: 1 K: 0 S: 4	H: 1 LOB: 2 BB: 2 P: 12	R: 0 E: 0 K: 0 S: 4	H: 1 LOB: 1 BB: 0 P: 4	R: 1 E: 0 K: 0 S: 4	H: 1 LOB: 0 BB: 0 P: 4	R: 0 E: 0 K: 0 S: 4	H: 1 LOB: 1 BB: 0 P: 4	R: 1 E: 0 K: 1 S: 6	H: 2 LOB: 1 BB: 1 P: 10	R: 0 E: 0 K: 0 S: 3	H: 0 LOB: 0 BB: 0 P: 3	R: 0 E: 0 K: 2 S: 8	H: 1 LOB: 1 BB: 1 P: 8	R: 0 E: 0 K: 1 S: 5	H: 0 LOB: 0 BB: 0 P: 9	R: 0 E: 0 K: 1 S: 5	H: 0 LOB: 0 BB: 0 P: 5	R: 0 E: 0 K: 1 S: 5	H: 0 LOB: 0 BB: 0 P: 5	R: 0 E: 0 K: 1 S: 5	H: 0 LOB: 0 BB: 0 P: 5	1B: 6 2B: 5 3B: 1 HR: 3	SF: 0 SAC: 0 DP: 1 HBP: 0	WP: 2 PB: 0 CS: 0	PA: 62

New York Mets @ Pittsburgh Pirates  
Three Rivers Stadium, Pittsburgh, PA  
Sun Sep 20 1987, 3:33 AM EDT  
Att. 19,122 - Unknown

AB 56  
R 8  
H 15  
RBI 8  
BB 6  
SO 8  
LOB 26



PITCHER	IP	WLS	BF	H	R	ER	SO	BB	IBB	HBP	BLK	WP	HR	S	P	ERA	WHIP
Mike Bielecki, R ERA: 3.6	5.0		26	9	6	6	0	2	0	0	0	0	2	24	32	10.80	2.200
Bob Kipper, L ERA: 5.79	2.0		8	1	0	0	3	1	0	0	0	0	0	13	17	0.00	1.000
Bob Walk, R ERA: 3.85	0.2		4	2	1	1	1	1	0	0	0	0	0	5	9	13.50	4.500
Bob Patterson, L ERA: 6.42	0.1		2	0	0	0	0	1	0	0	0	0	0	1	5	0.00	3.000
Jim Gott, R ERA: 3.38	3.0		10	1	0	0	2	0	0	0	0	1	0	14	14	0.00	0.333

Batter	1	2	3	4	5	6	7	8	9	10	11	12	13	14	AB	R	H	RBI	BB	SO	LOB	BOTTOM				
Barry Bonds, L OBP: 0.323, SLG: 0.481 (1, 7)															7	3	3	1	0	0	1					
Jose Lind, R OBP: 0.368, SLG: 0.461 (1, 4)															5	1	1	0	1	0	1					
Andy Van Slyke, L OBP: 0.348, SLG: 0.484 (1, 9)															6	0	0	1	0	0	2					
Bobby Bonilla, S OBP: 0.350, SLG: 0.481 (1, 5)															6	1	1	1	0	1	1					
Mike Diaz, R OBP: 0.342, SLG: 0.525 (8, PR)															2	2	1	1	2	0	0					
Tommy Gregg, L OBP: 0.308, SLG: 0.308 (9, 6)															0	1	0	0	0	0	0					
Felix Fermin, R OBP: 0.375, SLG: 0.306 (1, 9)															3	1	1	4	1	1	0					
Darnell Coles, R OBP: 0.280, SLG: 0.328 (1, 9)															3	1	1	4	1	1	0					
Junior Ortiz, R OBP: 0.326, SLG: 0.337 (8, PR)															3	0	0	0	0	1	0					
Mackey Sasser, L OBP: 0.308, SLG: 0.308 (8, PR)															1	0	1	1	0	0	0					
Michael LaValle, L OBP: 0.373, SLG: 0.359 (8, 2)															1	0	0	0	1	0	0					
Al Pedrique, R OBP: 0.348, SLG: 0.361 (8, PR)															2	0	1	0	1	0	0					
Sid Bream, L OBP: 0.335, SLG: 0.407 (8, 3)															3	0	0	0	0	2	3					
Mike Hargrett, R ERA: 3.76															2	0	0	0	0	0	1					
Inning Stats	R: 1 E: 0 K: 0 S: 4	H: 1 LOB: 0 BB: 0 P: 4	R: 0 E: 0 K: 2 S: 7	H: 0 LOB: 0 BB: 0 P: 7	R: 0 E: 0 K: 1 S: 5	H: 0 LOB: 0 BB: 0 P: 5	R: 0 E: 0 K: 0 S: 5	H: 0 LOB: 0 BB: 0 P: 3	R: 0 E: 0 K: 0 S: 4	H: 1 LOB: 1 BB: 1 P: 8	R: 4 E: 1 K: 0 S: 6	H: 2 LOB: 2 BB: 1 P: 10	R: 0 E: 0 K: 1 S: 3	H: 0 LOB: 0 BB: 0 P: 3	R: 0 E: 0 K: 1 S: 5	H: 0 LOB: 0 BB: 0 P: 5	R: 0 E: 0 K: 1 S: 5	H: 0 LOB: 0 BB: 0 P: 5	R: 0 E: 0 K: 1 S: 5	H: 0 LOB: 0 BB: 0 P: 5	R: 0 E: 0 K: 1 S: 5	H: 1 LOB: 1 BB: 1 P: 9	1B: 5 2B: 1 3B: 1 HR: 3	SF: 1 SAC: 2 DP: 0 HBP: 0	WP: 0 PB: 0 CS: 0	PA: 57

New York Mets @ Pittsburgh Pirates  
Three Rivers Stadium, Pittsburgh, PA  
Sun Sep 20 1987, 3:33 AM EDT  
Att. 19,122 - Unknown

AB 48  
R 9  
H 9  
RBI 9  
BB 6  
SO 8  
LOB 11



PITCHER	IP	WLS	BF	H	R	ER	SO	BB	IBB	HBP	BLK	WP	HR	S	P	ERA	WHIP
Sid Fernandez, L ERA: 3.58	6.0		26	5	6	2	3	2	0	0	0	0	3	30	38	3.00	1.167
Jesse Orosco, L ERA: 4.44	1.0		3	0	0	0	0	0	0	0	0	0	0	3	3	0.00	0.000
Roger McDowell, R ERA: 4.15	2.0		9	1	1	1	1	2	0	0	0	0	0	9	17	4.50	1.500
Bob Ojeda, L ERA: 4.02	4.1	L	18	3	2	2	4	1	1	0	0	0	0	24	32	4.15	0.923
Randy Myers, L ERA: 3.76	0.1		1	0	0	0	0	0	0	0	0	0	0	1	1	0.00	0.000



Batter	1	2	3	4	5	6	7	8	9	AB	R	H	RBI	BB	SO	LOB	TOP										
Lenny Dykstra, L OBP: 0.349, SLG: 0.452 (1, 8)										5	2	3	0	0	1	1											
Tim Lincecum, R OBP: 0.403, SLG: 0.559 (1, 4)										5	1	1	2	0	0	3											
Keith Hernandez, L OBP: 0.386, SLG: 0.445 (1, 3)										5	0	1	1	0	0	0											
Darryl Strawberry, L OBP: 0.397, SLG: 0.587 (1, 9)										4	1	2	0	1	0	0											
Kevin McReynolds, R OBP: 0.318, SLG: 0.480 (1, 7)										4	1	0	0	1	2	3											
Gary Carter, R OBP: 0.296, SLG: 0.401 (1, 2)										4	1	1	0	0	0	3											
Howard Johnson, S OBP: 0.375, SLG: 0.523 (1, 5)										4	1	2	4	0	0	0											
Rafael Santana, R OBP: 0.307, SLG: 0.357 (1, 6)										4	0	1	0	0	0	1											
Dwight Gooden, R OBP: 0.222, SLG: 0.226 (1, 1)										4	0	1	0	0	0	2											
<b>Inning Stats</b>	R: 1 E: 0 K: 1 S: 7	H: 2 LOB: 2 BB: 1 P: 11	R: 0 E: 0 K: 0 S: 5	H: 2 LOB: 2 BB: 0 P: 5	R: 0 E: 0 K: 0 S: 4	H: 1 LOB: 1 BB: 0 P: 4	R: 0 E: 0 K: 1 S: 6	H: 1 LOB: 1 BB: 0 P: 6	R: 0 E: 0 K: 0 S: 3	H: 0 LOB: 0 BB: 0 P: 3	R: 0 E: 0 K: 0 S: 3	H: 0 LOB: 0 BB: 0 P: 3	R: 0 E: 0 K: 0 S: 3	H: 0 LOB: 0 BB: 0 P: 3	R: 4 E: 0 K: 0 S: 7	H: 4 LOB: 1 BB: 1 P: 11	R: 2 E: 0 K: 1 S: 7	H: 2 LOB: 0 BB: 0 P: 7	1B: 7 2B: 3 3B: 0 HR: 2	SF: 0 SAC: 0 DP: 0 HBP: 0	WP: 0 PB: 0 SB: 2 CS: 0	PA: 41					
<b>PITCHER</b>	IP	WLS	BF	H	R	ER	SO	BB	IBB	HBP	BLK	WP	HR	S	P	ERA	WHIP										
Les Lancaster, R ERA: 4.93 (1, 1)	7.2	L	33	8	4	4	2	1	1	0	0	0	0	35	43	4.70	1.174										
Ed Lynch, R ERA: 5.11 (8, 1)	0.1		3	2	1	1	0	0	0	0	0	0	1	3	3	27.00	6.000										
Drew Hall, L ERA: 7.67 (9, 1)	1.0		5	2	2	2	1	0	0	0	0	0	1	7	7	18.00	2.000										

New York Mets @ Chicago Cubs  
Wrigley Field, Chicago, IL  
Mon Sep 21 1987, 3:33 AM CDT  
Att: 8,229 - Unknown

AB 39  
R 7  
H 12  
RBI 7  
BB 2  
SO 3  
LOB 13



Batter	1	2	3	4	5	6	7	8	9	AB	R	H	RBI	BB	SO	LOB	BOTTOM										
Dave Martinez, L OBP: 0.373, SLG: 0.424 (1, 8)										4	0	1	0	0	2	2											
23 Ryne Sandberg, R OBP: 0.371, SLG: 0.450 (1, 4)										4	0	2	0	0	1	1											
Rafael Palmeiro, L OBP: 0.306, SLG: 0.487 (1, 7)										4	1	1	1	0	1	3											
Andre Dawson, R OBP: 0.328, SLG: 0.567 (1, 9)										4	0	0	0	0	0	3											
Leon Durham, L OBP: 0.348, SLG: 0.520 (1, 3)										4	0	0	0	0	2	1											
Keith Moreland, R OBP: 0.306, SLG: 0.453 (1, 5)										4	0	1	0	0	0	0											
Mike Brumley, S OBP: 0.240, SLG: 0.270 (1, 6)										4	0	1	0	0	1	1											
Damon Berryhill, S OBP: 0.286, SLG: 0.091 (1, 2)										3	0	0	0	0	1	1											
Les Lancaster, R OBP: 0.114, SLG: 0.116 (1, 1)										2	0	0	0	0	1	1											
Ed Lynch, R OBP: 0.188, SLG: 0.188 (8, 1)										0	0	0	0	0	0	0											
Luis Quinones, S OBP: 0.286, SLG: 0.281 (6, PH)										1	0	1	0	0	0	0											
Drew Hall, L (9, 1)										0	0	0	0	0	0	0											
<b>Inning Stats</b>	R: 0 E: 0 K: 1 S: 5	H: 0 LOB: 0 BB: 0 P: 5	R: 0 E: 0 K: 1 S: 6	H: 1 LOB: 1 BB: 0 P: 6	R: 0 E: 0 K: 0 S: 4	H: 1 LOB: 0 BB: 0 P: 4	R: 1 E: 0 K: 0 S: 4	H: 1 LOB: 0 BB: 0 P: 4	R: 0 E: 0 K: 2 S: 8	H: 1 LOB: 1 BB: 0 P: 8	R: 0 E: 0 K: 1 S: 6	H: 1 LOB: 1 BB: 0 P: 6	R: 0 E: 0 K: 1 S: 5	H: 0 LOB: 0 BB: 0 P: 5	R: 0 E: 0 K: 1 S: 7	H: 2 LOB: 2 BB: 0 P: 7	R: 0 E: 0 K: 1 S: 5	H: 0 LOB: 0 BB: 0 P: 5	1B: 6 2B: 0 3B: 0 HR: 1	SF: 0 SAC: 0 DP: 0 HBP: 0	WP: 0 PB: 0 SB: 3 CS: 0	PA: 34					
<b>PITCHER</b>	IP	WLS	BF	H	R	ER	SO	BB	IBB	HBP	BLK	WP	HR	S	P	ERA	WHIP										
Dwight Gooden, R ERA: 3.01 (1, 1)	9.0	W	34	7	1	1	9	0	0	0	0	0	1	52	52	1.00	0.778										

New York Mets @ Chicago Cubs  
Wrigley Field, Chicago, IL  
Mon Sep 21 1987, 3:33 AM CDT  
Att: 8,229 - Unknown

AB 34  
R 1  
H 7  
RBI 1  
BB 0  
SO 9  
LOB 13





Batter	1	2	3	4	5	6	7	8	9	AB	R	H	RBI	BB	SO	LOB	TOP					
Lenny Dykstra, L (1,8) OBP: 0.352, SLG: 0.460	0-0 2B		0-3 K		0-0 2B		0-0 1B			4	1	3	0	0	1	0	<b>New York Mets @ Chicago Cubs</b> Wrigley Field, Chicago, IL Tue Sep 22 1987, 3:33 AM CDT Att: 11,672 - Unknown					
Tim Teufel, R (1,4) OBP: 0.396, SLG: 0.551	0-3 K		0-3 K		0-0 4-3		0-0 FC6			4	0	0	0	0	2	4						
Keith Hernandez, L (1,3) OBP: 0.385, SLG: 0.443	4-0 2B FC5-2 BB		0-0 G3		0-0 F9			0-3 K		3	0	0	0	1	1	2						
Darryl Strawberry, L (1,9) OBP: 0.398, SLG: 0.588	0-0 FC5-2 1-3 2H 2B			0-0 G3		0-0 G3		0-0 1B		4	0	2	1	0	0	0						
Kevin McReynolds, R (1,7) OBP: 0.318, SLG: 0.484	0-0 FC5-2 2-3 3H 2B			0-0 5-3		0-0 HR		0-0 F8		4	1	1	1	0	0	3						
Gary Carter, R (1,2) OBP: 0.296, SLG: 0.400	0-0 P4 1-2			0-0 1B		0-0 G3		0-0 4-3		4	0	1	0	0	0	3						
Howard Johnson, S (1,5) OBP: 0.374, SLG: 0.520		0-0 P4		0-0 G3		0-0 G3			4-0 G3 BB	3	0	0	0	1	0	1						
Rafael Santana, R (1,6) OBP: 0.307, SLG: 0.357		0-0 6-3			0-0 2B 1B		0-0 6-3		0-0 G3	3	0	1	0	0	0	0						
Dave Magadan, L (9, PH) OBP: 0.397, SLG: 0.459									0-0 G3	1	0	0	0	0	0	1						
David Cone, L (1,1) OBP: 0.100, SLG: 0.103					0-0 B5		0-0 G3		0-3 K	3	0	0	0	0	0	1						
Jesse Orosco, R (7,1)										0	0	0	0	0	0	0						
Roger McDowell, R (8,1) OBP: 0.286, SLG: 0.308										0	0	0	0	0	0	0						
Mookie Wilson, S (9, PH) OBP: 0.362, SLG: 0.465										1	0	0	0	0	1	0						
<b>Inning Stats</b>	R: 1 E: 0 K: 1 S: 7	H: 2 LOB: 2 BB: 1 P: 11	R: 0 E: 0 K: 0 S: 3	H: 0 LOB: 0 BB: 0 P: 3	R: 0 E: 0 K: 2 S: 7	H: 0 LOB: 0 BB: 0 P: 7	R: 0 E: 0 K: 0 S: 4	H: 1 LOB: 1 BB: 0 P: 4	R: 0 E: 0 K: 0 S: 5	H: 2 LOB: 2 BB: 0 P: 5	R: 1 E: 0 K: 0 S: 4	H: 1 LOB: 0 BB: 0 P: 4	R: 0 E: 0 K: 0 S: 4	H: 1 LOB: 1 BB: 0 P: 4	R: 0 E: 0 K: 1 S: 6	H: 0 LOB: 0 BB: 1 P: 6	R: 0 E: 0 K: 1 S: 4	H: 0 LOB: 0 BB: 0 P: 8	1B: 4 2B: 3 3B: 0 HR: 1	SF: 0 SAC: 0 DP: 1 HBP: 0	WP: 0 PB: 0 SB: 2 CS: 0	PA: 36
<b>PITCHER</b> Rick Sutcliffe, R (1,1) ERA: 3.59	IP: 9.0 WLS: W BF: 36 H: 8 R: 2 ER: 2 SO: 5 BB: 2 IBB: 0 HBP: 0 BLK: 0 WP: 0 HR: 1 S: 44 P: 52 ERA: 2.00 WHIP: 1.111															<b>PITCHER</b>	IP: 9.0 WLS: W BF: 36 H: 8 R: 2 ER: 2 SO: 5 BB: 2 IBB: 0 HBP: 0 BLK: 0 WP: 0 HR: 1 S: 44 P: 52 ERA: 2.00 WHIP: 1.111					

AB 34  
R 2  
H 8  
RBI 2  
BB 2  
SO 5  
LOB 15



Batter	1	2	3	4	5	6	7	8	9	AB	R	H	RBI	BB	SO	LOB	BOTTOM			
Dave Martinez, L (1,8) OBP: 0.373, SLG: 0.423	0-0 F7	4-0 23 CS BB			0-0 4-3		0-0 23 1B	0-0 G3		4	0	1	1	1	0	1	<b>New York Mets @ Chicago Cubs</b> Wrigley Field, Chicago, IL Tue Sep 22 1987, 3:33 AM CDT Att: 11,672 - Unknown			
23 Ryne Sandberg, R (1,4) OBP: 0.372, SLG: 0.450	0-0 BB 2B 1B	0-3 K			0-0 F9		0-0 2H 1B	0-0 FC5-4 1B		4	1	2	0	0	1	2				
Rafael Palmeiro, L (1,7) OBP: 0.311, SLG: 0.487	4-0 1-2 2B BB				0-0 4-3		0-0 FC5-4 1B	0-0 FC5-4		2	0	1	0	1	0	0				
Bob Dernier, R (7, PH) OBP: 0.394, SLG: 0.517	1-2 2B BB						0-0 FC5-4 1B	0-0 FC5-4		1	0	0	0	0	0	2				
Andre Dawson, R (1,9) OBP: 0.330, SLG: 0.568	0-0 1-4 2H 1B 2B				0-3 K		0-3 K	0-0 1B WP		4	2	2	1	0	2	1				
Leon Durham, L (1,3) OBP: 0.349, SLG: 0.519	4-0 1B BB				0-3 K		0-0 F9	0-0 WP IBB FC6-2 1B		3	0	1	0	1	1	1				
Keith Moreland, R (1,5) OBP: 0.307, SLG: 0.453	0-0 1-2 3H 1B				0-0 1-3		0-0 FC5-4	4-0 FC6-2 1B IBB		3	1	1	1	1	0	1				
Jody Davis, R (1,2) OBP: 0.430	0-0 4-3				0-3 K		0-0 SH3-4 1B	4-0 FC6-2 1B IBB		3	0	1	0	0	1	2				
Chico Walker, S (7, PR) OBP: 0.265, SLG: 0.238										0	1	0	0	0	0	0				
Jim Sundberg, R (8,2) OBP: 0.313, SLG: 0.313										0	0	0	0	0	0	0				
Jerry Mumphrey, S (8, PH) OBP: 0.400, SLG: 0.536										0	1	0	0	1	0	0				
Damon Berryhill, S (9,2) OBP: 0.286, SLG: 0.091										0	0	0	0	0	0	0				
Shawon Dunston, R (1,6) OBP: 0.269, SLG: 0.366		0-0 E5 SH1-4			0-0 5-3		0-0 K	0-0 FC6-2 1B		4	0	0	0	0	1	4				
Rick Sutcliffe, L (1,1) OBP: 0.214, SLG: 0.224		0-0 SH1-4			0-0 L8		0-0 SH3-4	0-0 1-3 2H 3H 1B		2	0	1	2	0	0	0				
<b>Inning Stats</b>	R: 2 E: 0 K: 0 S: 5	H: 3 LOB: 2 BB: 2 P: 13	R: 0 E: 1 K: 1 S: 5	H: 0 LOB: 2 BB: 1 P: 9	R: 0 E: 0 K: 2 S: 7	H: 0 LOB: 0 BB: 0 P: 7	R: 0 E: 0 K: 1 S: 5	H: 0 LOB: 0 BB: 0 P: 5	R: 0 E: 0 K: 0 S: 3	H: 0 LOB: 0 BB: 0 P: 3	R: 0 E: 0 K: 1 S: 6	H: 1 LOB: 1 BB: 0 P: 6	R: 1 E: 0 K: 1 S: 8	H: 3 LOB: 2 BB: 0 P: 8	R: 3 E: 0 K: 0 S: 5	H: 3 LOB: 1 BB: 2 P: 13	1B: 9 2B: 2 3B: 0 HR: 0	SF: 0 SAC: 2 DP: 1 HBP: 0	WP: 1 PB: 0 SB: 0 CS: 1	PA: 37
<b>PITCHER</b> David Cone, R (1,1) ERA: 3.84	IP: 6.2 WLS: L BF: 28 H: 6 R: 3 ER: 3 SO: 6 BB: 3 IBB: 0 HBP: 0 BLK: 0 WP: 0 HR: 0 S: 37 P: 49 ERA: 4.05 WHIP: 1.350															<b>PITCHER</b>	IP: 6.2 WLS: L BF: 28 H: 6 R: 3 ER: 3 SO: 6 BB: 3 IBB: 0 HBP: 0 BLK: 0 WP: 0 HR: 0 S: 37 P: 49 ERA: 4.05 WHIP: 1.350			
Jesse Orosco, L (7,1) ERA: 4.07	0.1 4 3 2 2 0 0 0 0 0 0 0 4 4 54.00 9.000															<b>PITCHER</b>	0.1 4 3 2 2 0 0 0 0 0 0 0 4 4 54.00 9.000			
Roger McDowell, R (8,1) ERA: 4.21	1.0 5 1 1 1 0 0 2 0 0 1 0 3 11 9.00 1.000															<b>PITCHER</b>	1.0 5 1 1 1 0 0 2 0 0 1 0 3 11 9.00 1.000			

AB 30  
R 6  
H 10  
RBI 5  
BB 5  
SO 6  
LOB 14





Batter	1	2	3	4	5	6	7	8	9	AB	R	H	RBI	BB	SO	LOB	TOP					
Tim Raines, S (1,7) OBP: 0.428, SLG: 0.535										4	2	4	0	1	0	0	<b>Montreal Expos @ New York Mets</b> Shea Stadium, Flushing, NY Wed Sep 23 1987, 7:05 PM EDT Att: 41,050 - Unknown					
Mitch Webster, S (1,9) OBP: 0.362, SLG: 0.434										4	0	1	1	0	3	4						
Hubie Brooks, R (1,6) OBP: 0.297, SLG: 0.415										3	0	2	2	0	0	2						
Tim Wallach, R (1,5) OBP: 0.344, SLG: 0.516										4	0	0	0	0	3	4						
Andres Galarraga, R (1,3) OBP: 0.366, SLG: 0.468										3	0	0	0	1	2	2						
Reid Nichols, R (1,8) OBP: 0.347, SLG: 0.450										3	0	0	0	0	0	1						
Herm Winningham, L (8, PH) OBP: 0.309, SLG: 0.356										0	0	0	0	0	0	0						
Dave Engle, R (8, PH) OBP: 0.266, SLG: 0.321										1	0	0	0	0	1	1						
Casey Candaele, S (8, 8) OBP: 0.329, SLG: 0.346										0	0	0	0	0	0	0						
Vance Law, R (1,4) OBP: 0.356, SLG: 0.435										4	0	1	0	0	1	1						
Tom Romano, R (9, PR)										0	0	0	0	0	0	0						
Mike Fitzgerald, R (1,2) OBP: 0.349, SLG: 0.323										3	1	0	0	1	1	1						
Bryn Smith, R (1,1) OBP: 0.156, SLG: 0.214										1	0	0	0	0	0	1						
Jeff Parrett, R (6, 1)										0	0	0	0	0	0	0						
Tom Foley, L (7, PH) OBP: 0.330, SLG: 0.448										1	0	0	0	0	0	0						
Joe Hesketh, R (7, 1)										0	0	0	0	0	0	0						
Wallace Johnson, S (9, PH) OBP: 0.274, SLG: 0.338										1	0	0	0	0	0	1						
<b>Inning Stats</b>	R: 1 E: 0 K: 3 S: 11	H: 2 LOB: 1 BB: 0 P: 11	R: 0 E: 1 K: 0 S: 4	H: 0 LOB: 1 BB: 0 P: 4	R: 1 E: 0 K: 0 S: 4	H: 1 LOB: 0 BB: 0 P: 4	R: 0 E: 0 K: 2 S: 7	H: 0 LOB: 0 BB: 0 P: 7	R: 1 E: 0 K: 1 S: 7	H: 2 LOB: 2 BB: 1 P: 11	R: 0 E: 0 K: 0 S: 2	H: 0 LOB: 0 BB: 1 P: 6	R: 0 E: 0 K: 1 S: 6	H: 1 LOB: 1 BB: 0 P: 6	R: 0 E: 0 K: 2 S: 8	H: 1 LOB: 1 BB: 0 P: 8	R: 0 E: 0 K: 2 S: 8	H: 1 LOB: 2 BB: 1 P: 12	1B: 6 2B: 1 3B: 1 HR: 0	SF: 1 SAC: 2 DP: 0 HBP: 0	WP: 1 PB: 0 SB: 1 CS: 2	PA: 38
<b>PITCHER</b>	IP WLS BF H R ER SO BB IBB HBP BLK WP HR S P ERA WHIP																					
John Candelaria, L (1,1) ERA: 5.01	6.0 W 25 5 3 3 6 2 0 0 0 0 0 0 35 43 4.50 1.167																					
Terry Leach, R (7,1) ERA: 3.39	1.2 7 2 0 0 2 0 0 0 0 0 0 0 11 11 0.00 1.200																					
Randy Myers, L (8,1) ERA: 3.76	0.1 1 0 0 0 1 0 0 0 0 0 0 0 3 3 0.00 0.000																					
Roger McDowell, R (9,1) ERA: 4.16	1.0 S 5 1 0 0 2 1 0 0 0 1 0 8 12 0.00 2.000																					

AB	32
R	3
H	8
RBI	3
BB	3
SO	11
LOB	18



Batter	1	2	3	4	5	6	7	8	9	AB	R	H	RBI	BB	SO	LOB	BOTTOM			
Lenny Dykstra, L (1,8) OBP: 0.349, SLG: 0.456										4	0	0	0	0	0	1	<b>Montreal Expos @ New York Mets</b> Shea Stadium, Flushing, NY Wed Sep 23 1987, 7:05 PM EDT Att: 41,050 - Unknown			
Howard Johnson, S (1,5) OBP: 0.372, SLG: 0.516										4	0	0	0	0	0	1				
Keith Hernandez, L (1,3) OBP: 0.385, SLG: 0.441										4	1	1	0	0	1	0				
Darryl Strawberry, L (1,9) OBP: 0.399, SLG: 0.588										4	2	2	0	0	0	0				
Kevin McReynolds, R (1,7) OBP: 0.317, SLG: 0.484										4	1	1	1	0	0	1				
Roger McDowell, R (9,1) OBP: 0.266, SLG: 0.308										0	0	0	0	0	0	0				
Gary Carter, R (1,2) OBP: 0.301, SLG: 0.404										4	0	4	3	0	0	0				
Tim Teufel, R (1,4) OBP: 0.396, SLG: 0.545										3	0	0	0	1	2	3				
Rafael Santana, R (1,6) OBP: 0.305, SLG: 0.354										3	0	0	0	0	0	2				
John Candelaria, L (1,1) OBP: 0.333, SLG: 0.333										2	0	1	0	0	0	0				
Dave Magadan, L (6, PH) OBP: 0.395, SLG: 0.457										1	0	0	0	0	0	2				
Terry Leach, R (7,1) OBP: 0.114, SLG: 0.061										0	0	0	0	0	0	0				
Randy Myers, L (8,1) OBP: 0.286, SLG: 0.286										0	0	0	0	0	0	0				
Mookie Wilson, S (9,7) OBP: 0.362, SLG: 0.465										0	0	0	0	0	0	0				
<b>Inning Stats</b>	R: 0 E: 0 K: 0 S: 3	H: 0 LOB: 0 BB: 0 P: 3	R: 0 E: 0 K: 1 S: 6	H: 1 LOB: 1 BB: 0 P: 6	R: 0 E: 0 K: 0 S: 4	H: 1 LOB: 1 BB: 0 P: 4	R: 1 E: 0 K: 1 S: 7	H: 2 LOB: 1 BB: 0 P: 7	R: 0 E: 0 K: 0 S: 3	H: 0 LOB: 0 BB: 0 P: 3	R: 3 E: 0 K: 0 S: 7	H: 4 LOB: 2 BB: 1 P: 11	R: 0 E: 0 K: 1 S: 5	H: 0 LOB: 0 BB: 0 P: 5	R: 0 E: 0 K: 0 S: 4	H: 1 LOB: 1 BB: 0 P: 4	1B: 8 2B: 1 3B: 0 HR: 0	SF: 0 SAC: 0 DP: 0 HBP: 0	WP: 1 PB: 0 SB: 1 CS: 0	PA: 34
<b>PITCHER</b>	IP WLS BF H R ER SO BB IBB HBP BLK WP HR S P ERA WHIP																			
Bryn Smith, R (1,1) ERA: 4.36	5.1 L 23 7 4 4 2 0 0 0 0 0 1 0 27 27 6.75 1.312																			
Jeff Parrett, R (6,1) ERA: 4.17	0.2 4 1 0 0 0 1 0 0 0 1 0 3 7 0.00 3.000																			
Joe Hesketh, L (7,1) ERA: 3.0	2.0 7 1 0 0 1 0 0 0 0 0 0 0 9 9 0.00 0.500																			

AB	33
R	4
H	9
RBI	4
BB	1
SO	3
LOB	10





Batter	1	2	3	4	5	6	7	8	9	AB	R	H	RBI	BB	SO	LOB	TOP										
Tim Raines, S OBP: 0.426, SLG: 0.530 (1, 7)	1-3		HBP		F8	F7		K		4	0	0	0	0	1	2											
Mitch Webster, S OBP: 0.394, SLG: 0.435 (1, 9)	1B		F9		2B WP BB	1B		F8		4	1	2	1	1	0	2											
Hubie Brooks, R OBP: 0.296, SLG: 0.415 (1, 6)	K		F2		1H WP HR 2B	G3			K	5	1	1	1	0	2	3											
Tim Wallach, R OBP: 0.343, SLG: 0.514 (1, 5)	F6		F5		F9		K	G6-3 1B		5	0	1	0	0	1	3											
Andres Galarraga, R OBP: 0.368, SLG: 0.474 (1, 3)	1B S BB		FC3-6 1B		2H HR		K	G6-3 1-2		4	1	2	2	1	1	1											
Tom Foley, L OBP: 0.332, SLG: 0.449 (1, 4)	K		FC3-6 1B SF9		1B					4	1	2	0	0	1	2											
Herm Winningham, L OBP: 0.311, SLG: 0.358 (1, 8)	1B		L6		1B		K			4	0	2	0	0	1	2											
Jeff Reed, L OBP: 0.248, SLG: 0.275 (1, 2)	K		SF9		1B SH1-3			6-3		3	1	1	1	0	1	2											
Dennis Martinez, R Jack D'Aquila, S Andy McGaffigan, R Reid Nichols, R Tim Burke, R Bob McClure, R Randy St. Claire, R	K		F8		SH1-3 1B			2B		2	0	0	0	0	1	3											
<b>Inning Stats</b>	R: 0 E: 0 K: 1 S: 6	H: 1 LOB: 1 BB: 0 P: 6	R: 0 E: 0 K: 3 S: 10	H: 1 LOB: 2 BB: 1 P: 14	R: 0 E: 0 K: 0 S: 3	H: 0 LOB: 1 BB: 0 P: 4	R: 1 E: 0 K: 0 S: 5	H: 2 LOB: 1 BB: 0 P: 5	R: 3 E: 0 K: 0 S: 6	H: 3 LOB: 1 BB: 1 P: 10	R: 0 E: 0 K: 3 S: 10	H: 1 LOB: 1 BB: 0 P: 10	R: 0 E: 0 K: 1 S: 6	H: 1 LOB: 1 BB: 0 P: 6	R: 0 E: 0 K: 1 S: 5	H: 1 LOB: 0 BB: 0 P: 5	1B: 9 2B: 2 3B: 0 HR: 1	SF: 1 SAC: 1 DP: 1 HBP: 1	WP: 2 PB: 0 SB: 1 CS: 0	PA: 41							
<b>PITCHER</b>	IP	WLS	BF	H	R	ER	SO	BB	IBB	HBP	BLK	WP	HR	S	P	ERA	WHIP										
Rick Aguilera, R ERA: 3.92	5.0	L	25	7	4	4	4	2	0	1	0	2	1	30	39	7.20	1.800										
Doug Sisk, R ERA: 3.5	1.0		5	2	1	1	0	0	0	0	0	0	0	5	5	9.00	2.000										
Jeff Innis, R ERA: 3.16	0.2		3	1	0	0	2	0	0	0	0	0	0	7	7	0.00	1.500										
Jesse Orosco, L ERA: 4.58	1.1		5	1	0	0	2	0	0	0	0	0	0	9	9	0.00	0.750										
Terry Leach, R ERA: 3.37	1.0		3	1	0	0	1	0	0	0	0	0	0	5	5	0.00	1.000										

Montreal Expos @ New York Mets  
Shea Stadium, Flushing, NY  
Thu Sep 24 1987, 7:05 PM EDT  
Att: 40,555 - Unknown

AB	36
R	5
H	12
RBI	5
BB	2
SO	9
LOB	20



Batter	1	2	3	4	5	6	7	8	9	AB	R	H	RBI	BB	SO	LOB	BOTTOM										
Lenny Dykstra, L OBP: 0.349, SLG: 0.453 Doug Sisk, R	K		K		E 1B BB		4-3		K	2	0	0	0	1	2	0											
Dave Magadan, L OBP: 0.391, SLG: 0.451 Tim Taulief, R Keith Miller, R	1B		2B		1-2 3H 1B		F7		BB BB 1B	5	1	4	2	0	0	1											
Keith Hernandez, L OBP: 0.382, SLG: 0.437 Darryl Strawberry, L	K		F6		F8		1-3		K	5	0	0	0	0	2	6											
Kevin McReynolds, R OBP: 0.318, SLG: 0.481 Gary Carter, R	4-3				4-3		5-3		F4	3	0	0	0	2	0	2											
Howard Johnson, S OBP: 0.369, SLG: 0.512 Rafael Santana, R Lee Mazzilli, S Jeff Innis, R Jesse Orosco, R Bill Almon, R Terry Leach, R	F7		F9		6-3		F9		K	5	0	0	0	0	1	6											
Rick Aguilera, R Mookie Wilson, S	F9		F8		E9 WP 1B		F6		E5	4	1	0	0	0	0	2											
<b>Inning Stats</b>	R: 1 E: 0 K: 2 S: 9	H: 2 LOB: 1 BB: 0 P: 9	R: 0 E: 0 K: 0 S: 3	H: 0 LOB: 0 BB: 0 P: 3	R: 0 E: 0 K: 1 S: 6	H: 1 LOB: 1 BB: 0 P: 6	R: 0 E: 0 K: 0 S: 3	H: 0 LOB: 0 BB: 0 P: 3	R: 1 E: 2 K: 1 S: 7	H: 1 LOB: 2 BB: 1 P: 11	R: 0 E: 0 K: 0 S: 4	H: 1 LOB: 2 BB: 1 P: 8	R: 0 E: 0 K: 2 S: 9	H: 1 LOB: 1 BB: 0 P: 4	R: 1 E: 2 K: 2 S: 9	H: 0 LOB: 1 BB: 0 P: 9	R: 1 E: 0 K: 2 S: 9	H: 2 LOB: 3 BB: 2 P: 17	1B: 5 2B: 3 3B: 0 HR: 0	SF: 0 SAC: 0 DP: 0 HBP: 0	WP: 1 PB: 0 SB: 3 CS: 0	PA: 42					
<b>PITCHER</b>	IP	WLS	BF	H	R	ER	SO	BB	IBB	HBP	BLK	WP	HR	S	P	ERA	WHIP										
Dennis Martinez, R ERA: 2.33	5.0	W	21	4	2	1	4	1	0	0	0	1	0	28	32	1.80	1.000										
Andy McGaffigan, R ERA: 2.33	2.0		9	2	0	0	0	1	0	0	0	0	0	8	12	0.00	1.500										
Tim Burke, R ERA: 1.27	1.1		8	2	2	1	3	0	0	0	0	0	0	14	14	6.75	1.500										
Bob McClure, L ERA: 3.55	0.1		2	0	0	0	1	1	0	0	0	0	0	3	7	0.00	3.000										
Randy St. Claire, R ERA: 4.43	0.1	S	2	0	0	0	0	1	0	0	0	0	0	1	5	0.00	3.000										

Montreal Expos @ New York Mets  
Shea Stadium, Flushing, NY  
Thu Sep 24 1987, 7:05 PM EDT  
Att: 40,555 - Unknown

AB	38
R	4
H	8
RBI	3
BB	4
SO	8
LOB	24





Batter	1	2	3	4	5	6	7	8	9	AB	R	H	RBI	BB	SO	LOB	TOP			
<b>Barry Bonds, L</b> OBP: 0.320, SLG: 0.475 (1, 7)										4	0	0	0	0	0	0	<b>Pittsburgh Pirates @ New York Mets</b> Shea Stadium, Flushing, NY Fri Sep 25 1987, 7:05 PM EDT Att: 41,987 - Unknown			
<b>Jose Lind, R</b> OBP: 0.377, SLG: 0.462 (1, 4)										3	1	0	0	1	1	0				
<b>Andy Van Slyke, L</b> OBP: 0.353, SLG: 0.497 (1, 8)										3	1	1	0	1	2	0				
<b>John Cangelosi, S</b> OBP: 0.436, SLG: 0.420 (8, 8)										0	0	0	0	0	0	0				
<b>Bobby Bonilla, S</b> OBP: 0.350, SLG: 0.478 (6, PH)										1	0	1	1	1	0	0				
<b>U L Washington, S</b> OBP: 0.333, SLG: 0.143 (6, 5)										2	0	0	0	0	1	0				
<b>Mike Diaz, R</b> OBP: 0.335, SLG: 0.509 (1, 3)										3	0	1	1	0	0	2				
<b>Darnell Coles, R</b> OBP: 0.274, SLG: 0.322 (1, 9)										4	0	0	0	0	2	2				
<b>Junior Ortiz, R</b> OBP: 0.342, SLG: 0.342 (1, 2)										2	0	1	0	0	1	0				
<b>Mackey Sasser, L</b> OBP: 0.190, SLG: 0.190 (7, PH)										2	0	0	0	0	0	1				
<b>Al Pedrique, R</b> OBP: 0.347, SLG: 0.356 (1, 6)										2	0	0	0	0	0	1				
<b>Mike Bielecki, R</b> OBP: 0.067, SLG: 0.067 (1, 1)										1	0	0	0	0	1	0				
<b>Bob Patterson, R</b> OBP: 0.093, SLG: 0.083 (2, 1)										1	0	0	0	0	1	1				
<b>Barry Jones, R</b> OBP: 0.083, SLG: 0.083 (5, 1)										0	0	0	0	0	0	0				
<b>Tommy Gregg, L</b> OBP: 0.083, SLG: 0.083 (7, PH)										1	0	0	0	0	0	1				
<b>Brett Gideon, R</b> OBP: 1.000, SLG: 1.000 (7, 1)										0	0	0	0	0	0	0				
<b>Inning Stats</b>	R: 2 E: 0 K: 0 S: 5	H: 2 LOB: 1 BB: 1 P: 9	R: 0 E: 0 K: 2 S: 7	H: 0 LOB: 0 BB: 0 P: 7	R: 0 E: 0 K: 1 S: 5	H: 0 LOB: 2 BB: 2 P: 13	R: 0 E: 0 K: 1 S: 6	H: 1 LOB: 1 BB: 0 P: 6	R: 0 E: 0 K: 2 S: 7	H: 0 LOB: 0 BB: 0 P: 7	R: 0 E: 0 K: 0 S: 2	H: 0 LOB: 0 BB: 0 P: 3	R: 0 E: 0 K: 1 S: 5	H: 0 LOB: 1 BB: 0 P: 5	R: 0 E: 0 K: 1 S: 6	H: 1 LOB: 1 BB: 0 P: 6	1B: 3 2B: 1 3B: 0 HR: 0	SF: 1 SAC: 0 DP: 1 HBP: 1	WP: 0 PB: 0 SB: 0 CS: 0	PA: 34
<b>PITCHER</b>	IP WLS BF H R ER SO BB IBB HBP BLK WP HR S P ERA WHIP																ERA WHIP			
<b>Sid Fernandez, L</b> ERA: 3.58 (1, 1)	5.0 W 21 3 2 2 5 3 0 0 0 0 0 0 28 10 3.60 1.200																			
<b>David Cone, R</b> ERA: 3.75 (6, 1)	2.0 6 0 0 0 2 0 0 0 1 0 0 0 9 10 0.00 0.000																			
<b>Randy Myers, L</b> ERA: 3.71 (8, 1)	1.0 3 0 0 0 1 0 0 0 0 0 0 0 5 5 0.00 0.000																			
<b>Doug Sisk, R</b> ERA: 3.55 (9, 1)	1.0 4 1 0 0 1 0 0 0 0 0 0 0 6 6 0.00 1.000																			

Batter	1	2	3	4	5	6	7	8	9	AB	R	H	RBI	BB	SO	LOB	BOTTOM			
<b>Lenny Dykstra, L</b> OBP: 0.352, SLG: 0.459 (1, 8)										2	2	2	1	0	0	0	<b>Pittsburgh Pirates @ New York Mets</b> Shea Stadium, Flushing, NY Fri Sep 25 1987, 7:05 PM EDT Att: 41,987 - Unknown			
<b>Mookie Wilson, S</b> OBP: 0.362, SLG: 0.463 (4, PH)										3	0	0	0	0	1	3				
<b>Tim Lincecum, R</b> OBP: 0.404, SLG: 0.551 (1, 4)										3	1	1	1	1	2	1				
<b>Keith Miller, R</b> OBP: 0.400, SLG: 0.512 (7, 4)										1	0	1	0	0	0	0				
<b>Dave Magadan, L</b> OBP: 0.391, SLG: 0.453 (1, 3)										4	1	1	3	1	1	2				
<b>Darryl Strawberry, L</b> OBP: 0.398, SLG: 0.589 (1, 9)										2	0	0	1	0	1	1				
<b>Lee Mazzilli, S</b> OBP: 0.393, SLG: 0.430 (6, PH)										1	0	1	0	0	0	0				
<b>Kevin McReynolds, R</b> OBP: 0.321, SLG: 0.493 (1, 7)										3	2	2	3	1	1	0				
<b>Mark Carreon, R</b> OBP: 0.250, SLG: 0.250 (8, 7)										0	0	0	0	0	0	0				
<b>Gary Carter, R</b> OBP: 0.297, SLG: 0.398 (1, 2)										3	0	0	0	0	2	0				
<b>Barry Lyons, R</b> OBP: 0.286, SLG: 0.380 (6, PH)										1	0	0	0	0	1	2				
<b>Howard Johnson, S</b> OBP: 0.370, SLG: 0.511 (1, 5)										4	2	2	0	0	0	0				
<b>Rafael Santana, R</b> OBP: 0.305, SLG: 0.354 (1, 6)										4	2	2	0	0	1	1				
<b>Randy Myers, L</b> OBP: 0.286, SLG: 0.286 (8, 1)										0	0	0	0	0	0	0				
<b>Doug Sisk, R</b> OBP: 0.286, SLG: 0.286 (9, 1)										0	0	0	0	0	0	0				
<b>Sid Fernandez, L</b> ERA: 3.58 (1, 1)	5.0 W 21 3 2 2 5 3 0 0 0 0 0 0 28 10 3.60 1.200																			
<b>Gregg Jeffries, S</b> ERA: 3.75 (6, 1)	2.0 6 0 0 0 2 0 0 0 1 0 0 0 9 10 0.00 0.000																			
<b>Randy Milligan, R</b> ERA: 3.71 (8, 1)	1.0 3 0 0 0 1 0 0 0 0 0 0 0 5 5 0.00 0.000																			
<b>David Cone, L</b> ERA: 3.55 (9, 1)	1.0 4 1 0 0 1 0 0 0 0 0 0 0 6 6 0.00 1.000																			
<b>Inning Stats</b>	R: 3 E: 0 K: 1 S: 7	H: 2 LOB: 0 BB: 1 P: 11	R: 2 E: 0 K: 0 S: 6	H: 3 LOB: 1 BB: 0 P: 6	R: 0 E: 0 K: 3 S: 9	H: 0 LOB: 0 BB: 0 P: 9	R: 3 E: 0 K: 1 S: 8	H: 3 LOB: 1 BB: 1 P: 12	R: 2 E: 0 K: 1 S: 8	H: 3 LOB: 1 BB: 0 P: 8	R: 0 E: 0 K: 3 S: 10	H: 1 LOB: 2 BB: 1 P: 14	R: 0 E: 0 K: 2 S: 7	H: 0 LOB: 0 BB: 0 P: 7	R: 0 E: 0 K: 0 S: 3	H: 1 LOB: 0 BB: 0 P: 3	1B: 8 2B: 3 3B: 0 HR: 2	SF: 1 SAC: 2 DP: 1 HBP: 0	WP: 1 PB: 0 SB: 2 CS: 0	PA: 39
<b>PITCHER</b>	IP WLS BF H R ER SO BB IBB HBP BLK WP HR S P ERA WHIP																ERA WHIP			
<b>Mike Bielecki, R</b> ERA: 4.54 (1, 1)	1.2 L 11 3 3 3 4 0 1 0 0 0 0 0 18 22 27.00 3.600																			
<b>Bob Patterson, L</b> ERA: 6.1 (2, 1)	2.1 11 3 3 3 4 0 1 0 0 0 0 0 18 22 11.57 1.286																			
<b>Barry Jones, R</b> ERA: 5.36 (5, 1)	2.0 11 4 2 2 4 1 0 0 0 0 0 1 18 22 9.00 2.500																			
<b>Brett Gideon, R</b> ERA: 4.86 (7, 1)	2.0 6 1 0 0 2 0 0 0 0 0 0 0 10 10 0.00 0.500																			





Batter	1	2	3	4	5	6	7	8	9	AB	R	H	RBI	BB	SO	LOB	TOP											
<b>Barry Bonds, L</b> OBP: 0.320, SLG: 0.480 (1, 7)										5	2	2	2	0	1	3	<b>Pittsburgh Pirates @ New York Mets</b> Shea Stadium, Flushing, NY Sat Sep 26 1987, 3:33 AM EDT Att: 48,695 - Unknown											
<b>Jose Lind, R</b> OBP: 0.361, SLG: 0.441 (1, 4)										5	0	0	0	0	1	1												
<b>Andy Van Slyke, L</b> OBP: 0.353, SLG: 0.500 (1, 8)										5	1	2	0	0	1	1												
<b>Bobby Bonilla, S</b> OBP: 0.353, SLG: 0.482 (1, 5)										5	1	3	2	0	1	1												
<b>Sid Bream, L</b> OBP: 0.336, SLG: 0.404 (1, 3)										3	1	1	1	0	2	1												
<b>R.J. Reynolds, S</b> OBP: 0.319, SLG: 0.401 (1, 9)										4	1	1	0	0	2	2												
<b>Michael LaValliere, L</b> OBP: 0.377, SLG: 0.364 (1, 2)										4	1	3	0	0	0	0												
<b>Felix Fermin, R</b> OBP: 0.339, SLG: 0.275 (1, 6)										4	0	0	1	0	2	4												
<b>Doug Drabek, R</b> OBP: 0.167, SLG: 0.143 <b>John Smiley, L</b> OBP: 0.143, SLG: 0.286 (9, 1)										3	1	2	2	0	1	0												
<b>Inning Stats</b>	R: 1 E: 0 K: 1 S: 6	H: 2 LOB: 0 BB: 0 P: 6	R: 4 E: 0 K: 1 S: 9	H: 4 LOB: 0 BB: 0 P: 9	R: 0 E: 0 K: 2 S: 8	H: 1 LOB: 1 BB: 0 P: 8	R: 0 E: 0 K: 1 S: 6	H: 1 LOB: 0 BB: 0 P: 6	R: 0 E: 0 K: 2 S: 7	H: 3 LOB: 2 BB: 0 P: 10	R: 2 E: 0 K: 0 S: 5	H: 2 LOB: 0 BB: 0 P: 5	R: 0 E: 0 K: 1 S: 5	H: 0 LOB: 0 BB: 0 P: 5	R: 0 E: 0 K: 1 S: 6	H: 1 LOB: 1 BB: 0 P: 6	1B: 11 2B: 1 3B: 1 HR: 1	SF: 1 SAC: 1 DP: 0 HBP: 0	WP: 0 PB: 0 SB: 0 CS: 1	PA: 41								
<b>PITCHER</b>	IP	WLS	BF	H	R	ER	SO	BB	IBB	HBP	BLK	WP	HR	S	P	ERA	WHIP											
<b>Dwight Gooden, R</b> ERA: 3.22 <b>John Mitchell, R</b> ERA: 4.22 <b>Randy Myers, L</b> ERA: 3.98 <b>Gene Walter, L</b> ERA: 3.38	(1, 1)	3.0	L	15	7	5	5	4	0	0	0	0	0	1	23	23	15.00	2.333										
<b>PITCHER</b>	IP	WLS	BF	H	R	ER	SO	BB	IBB	HBP	BLK	WP	HR	S	P	ERA	WHIP											
<b>Dwight Gooden, R</b> ERA: 3.22 <b>John Mitchell, R</b> ERA: 4.22 <b>Randy Myers, L</b> ERA: 3.98 <b>Gene Walter, L</b> ERA: 3.38	(1, 1)	3.0	L	15	7	5	5	4	0	0	0	0	0	1	23	23	15.00	2.333										

Batter	1	2	3	4	5	6	7	8	9	AB	R	H	RBI	BB	SO	LOB	BOTTOM										
<b>Lenny Dykstra, L</b> OBP: 0.349, SLG: 0.454 <b>Bill Almon, R</b> OBP: 0.325, SLG: 0.296 (9, 6)										4	0	0	0	0	1	1	<b>Pittsburgh Pirates @ New York Mets</b> Shea Stadium, Flushing, NY Sat Sep 26 1987, 3:33 AM EDT Att: 48,695 - Unknown										
<b>Tim Lincecum, R</b> OBP: 0.405, SLG: 0.554 (1, 4)										4	0	2	1	0	0	0											
<b>Dave Magadan, L</b> OBP: 0.393, SLG: 0.454 (1, 3)										4	0	2	0	0	0	1											
<b>Darryl Strawberry, L</b> OBP: 0.396, SLG: 0.584 (1, 9)										4	0	0	0	0	2	3											
<b>Kevin McReynolds, R</b> OBP: 0.319, SLG: 0.490 <b>Gene Walter, L</b> (8, 1)										3	0	0	0	0	0	0											
<b>Gregg Jefferies, S</b> OBP: 0.600, SLG: 0.800 (9, PH)										0	0	0	0	0	0	0											
<b>Gary Carter, R</b> OBP: 0.295, SLG: 0.396 <b>Barry Lyons, R</b> OBP: 0.284, SLG: 0.377 (8, 2)										1	0	0	0	0	1	2											
<b>Howard Johnson, S</b> OBP: 0.369, SLG: 0.509 (1, 5)										3	0	0	0	0	0	0											
<b>Rafael Santana, R</b> OBP: 0.304, SLG: 0.352 <b>Lee Mazzilli, S</b> OBP: 0.397, SLG: 0.459 (8, PH)										2	0	0	0	0	0	0											
<b>Dwight Gooden, R</b> ERA: 3.22, SLG: 0.286 <b>Kevin Eitel, R</b> ERA: 2.00, SLG: 1.500 <b>John Mitchell, R</b> ERA: 4.22, SLG: 0.152 <b>Mark Cartmel, R</b> ERA: 3.00, SLG: 0.200 <b>Randy Myers, L</b> ERA: 3.98, SLG: 0.286 <b>Mookie Wilson, S</b> OBP: 0.301, SLG: 0.482 (8, 8)	(1, 1)	8.0	W	30	6	2	2	4	0	0	0	0	0	0	0	0	<b>Pittsburgh Pirates @ New York Mets</b> Shea Stadium, Flushing, NY Sat Sep 26 1987, 3:33 AM EDT Att: 48,695 - Unknown										
<b>Inning Stats</b>	R: 0 E: 0 K: 2 S: 8	H: 1 LOB: 1 BB: 0 P: 8	R: 0 E: 0 K: 0 S: 3	H: 0 LOB: 0 BB: 0 P: 3	R: 1 E: 0 K: 0 S: 5	H: 2 LOB: 1 BB: 0 P: 5	R: 0 E: 0 K: 0 S: 3	H: 0 LOB: 0 BB: 0 P: 3	R: 0 E: 0 K: 1 S: 5	H: 0 LOB: 0 BB: 0 P: 5	R: 0 E: 0 K: 0 S: 3	H: 0 LOB: 0 BB: 0 P: 3	R: 1 E: 0 K: 1 S: 6	H: 1 LOB: 0 BB: 0 P: 6	R: 0 E: 0 K: 2 S: 9	H: 2 LOB: 2 BB: 0 P: 9		1B: 3 2B: 2 3B: 0 HR: 1	SF: 0 SAC: 0 DP: 0 HBP: 0	WP: 0 PB: 0 SB: 0 CS: 0	PA: 33						
<b>PITCHER</b>	IP	WLS	BF	H	R	ER	SO	BB	IBB	HBP	BLK	WP	HR	S	P	ERA	WHIP										
<b>Doug Drabek, R</b> ERA: 3.93 <b>John Smiley, L</b> ERA: 5.39	(1, 1)	1.0	W	3	0	0	0	2	0	0	0	0	0	7	7	0.00	0.000										
<b>PITCHER</b>	IP	WLS	BF	H	R	ER	SO	BB	IBB	HBP	BLK	WP	HR	S	P	ERA	WHIP										
<b>Doug Drabek, R</b> ERA: 3.93 <b>John Smiley, L</b> ERA: 5.39	(1, 1)	1.0	W	3	0	0	0	2	0	0	0	0	0	7	7	0.00	0.000										





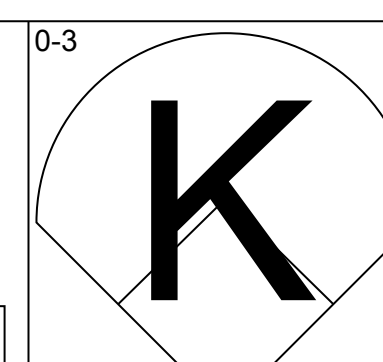
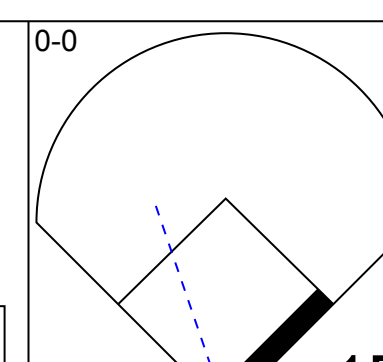
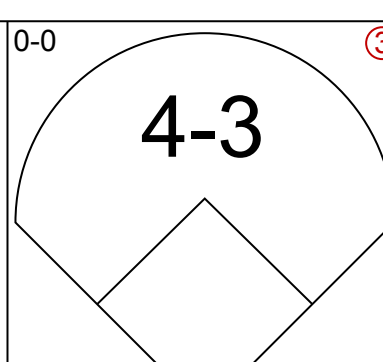
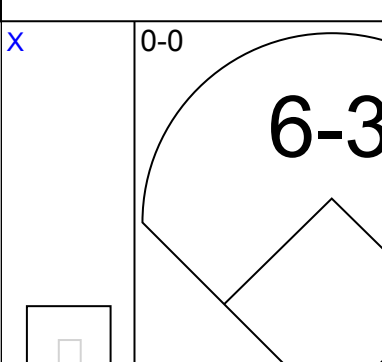
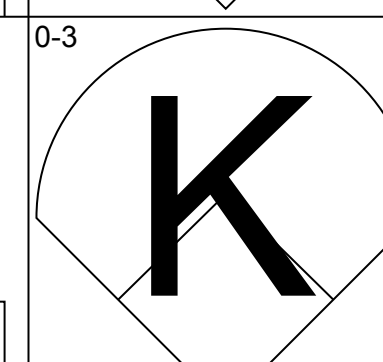
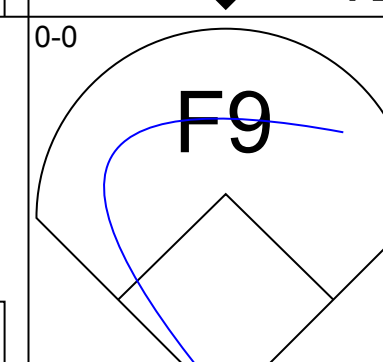
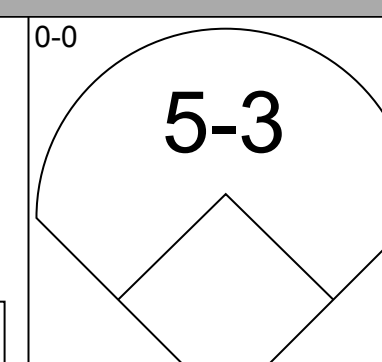
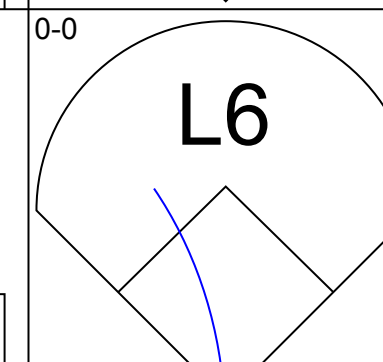
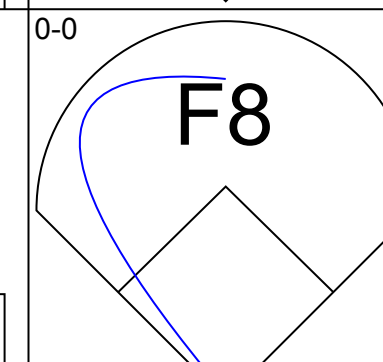
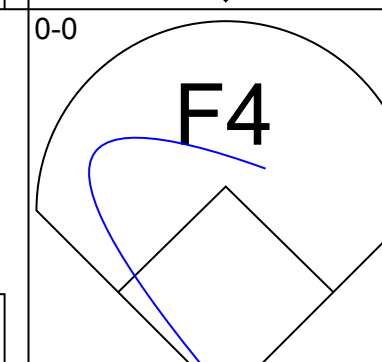
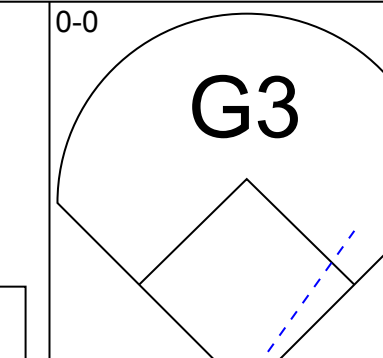
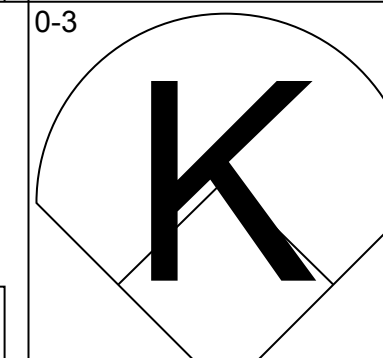
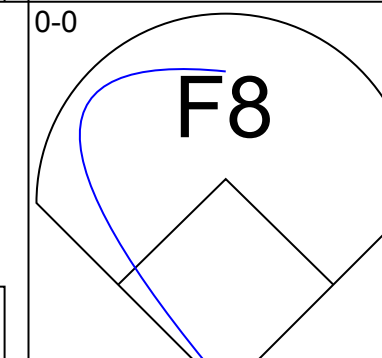
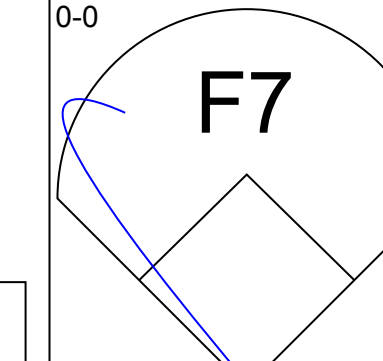
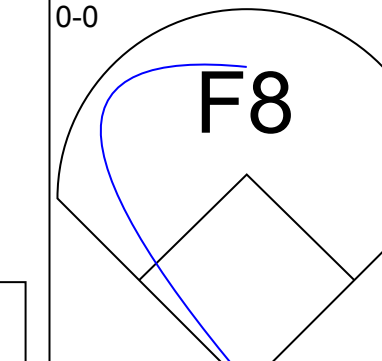
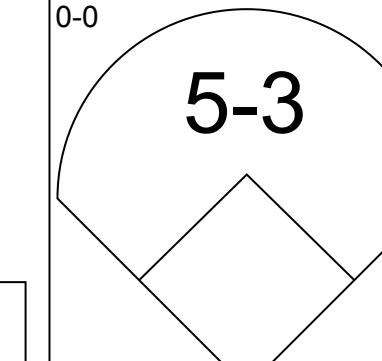
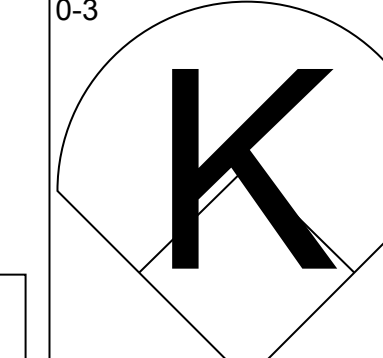
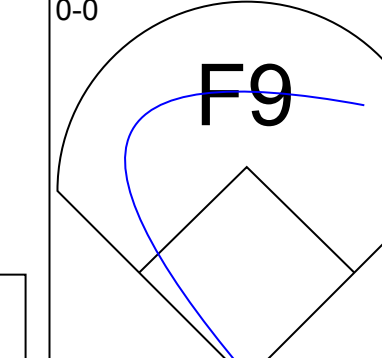
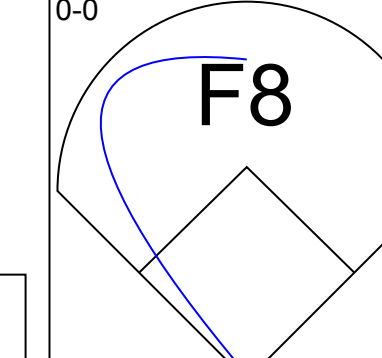
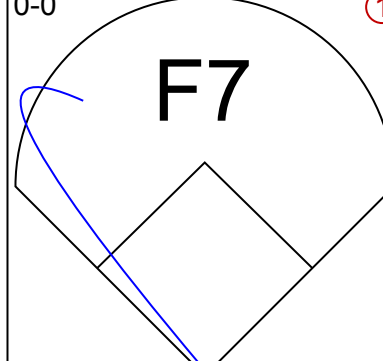
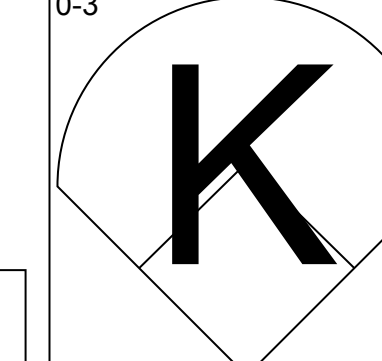
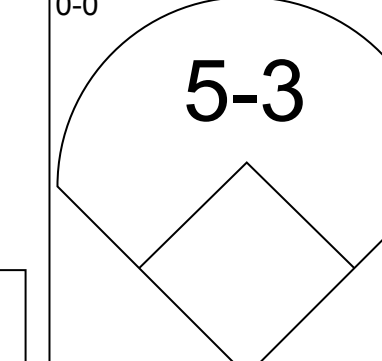
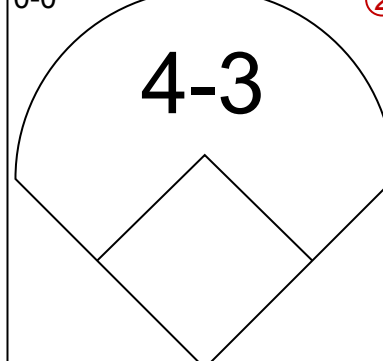
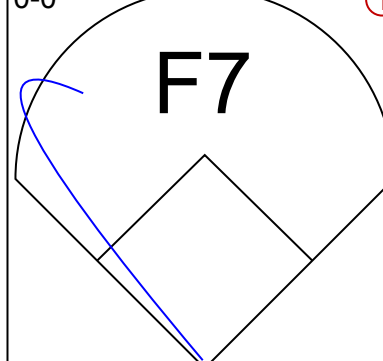
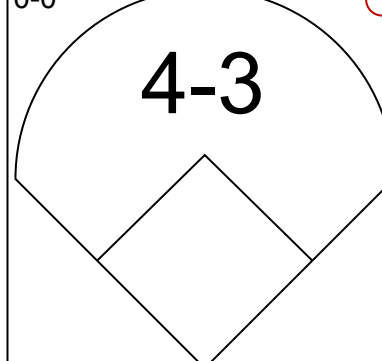
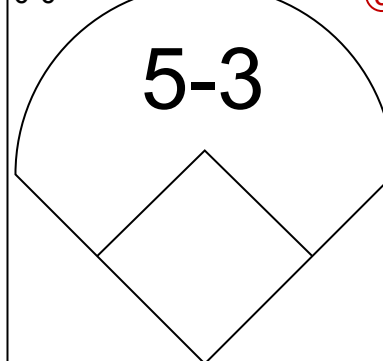
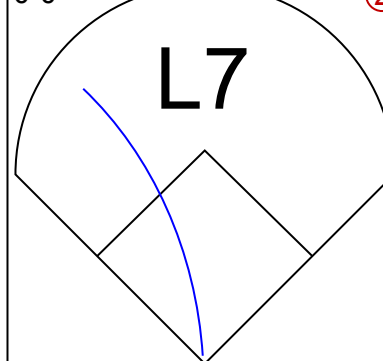
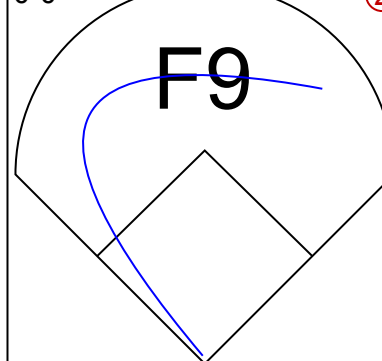




Batter	1	2	3	4	5	6	7	8	9	AB	R	H	RBI	BB	SO	LOB	TOP			
Lenny Dykstra, L (1,8) OBP: 0.353, SLG: 0.459										4	0	2	0	0	1	2	<b>New York Mets @ Philadelphia Phillies</b> Veterans Stadium, Philadelphia, PA Mon Sep 28 1987, 7:05 PM EDT Att: 26,440 - Unknown			
Tim Lincecum, R (1,4) OBP: 0.403, SLG: 0.545										4	0	1	0	0	2	2				
Keith Hernandez, L (1,3) OBP: 0.381, SLG: 0.435										4	0	0	0	0	1	3				
Darryl Strawberry, L (1,9) OBP: 0.398, SLG: 0.581										3	0	0	0	1	1	2				
Kevin McReynolds, R (1,7)										4	1	1	0	0	1	3				
Gary Carter, R (1,2) OBP: 0.291, SLG: 0.389											4	0	0	0	0	1		1		
Howard Johnson, S (1,5) OBP: 0.370, SLG: 0.512											3	0	1	1	1	0		0		
Rafael Santana, R (1,6) OBP: 0.307, SLG: 0.354											3	0	0	0	1	1				
John Candelaria, L (1,1) OBP: 0.200, SLG: 0.200										2	0	0	0	0	0	1				
Rick Aguilera, R (6,1) OBP: 0.256, SLG: 0.342										1	0	0	0	0	1	2				
Randy Myers, L (9,1) OBP: 0.286, SLG: 0.286										0	0	0	0	0	0	0				
<b>Inning Stats</b>	R: 0 E: 0 K: 0 S: 4	H: 1 LOB: 1 BB: 0 P: 4	R: 1 E: 0 K: 0 S: 5	H: 2 LOB: 1 BB: 0 P: 5	R: 0 E: 0 K: 2 S: 8	H: 1 LOB: 2 BB: 1 P: 12	R: 0 E: 0 K: 1 S: 5	H: 0 LOB: 0 BB: 0 P: 5	R: 0 E: 0 K: 1 S: 5	H: 0 LOB: 0 BB: 0 P: 5	R: 0 E: 0 K: 3 S: 9	H: 0 LOB: 2 BB: 2 P: 17	R: 0 E: 0 K: 1 S: 6	H: 1 LOB: 1 BB: 0 P: 6	R: 0 E: 0 K: 0 S: 3	H: 0 LOB: 0 BB: 0 P: 3	1B: 3 2B: 2 3B: 0 HR: 0	SF: 0 SAC: 0 DP: 0 HBP: 0	WP: 0 PB: 0 SB: 1 CS: 0	PA: 35
<b>PITCHER</b>	IP WLS BF H R ER SO BB IBB HBP BLK WP HR S P ERA WHIP																			
Kevin Gross, R (1,1) ERA: 4.14	7.0 L 28 4 1 1 8 3 0 0 0 0 0 0 41 53 1.29 1.000																			
Jeff Calhoun, L (8,1) ERA: 1.64	0.2 3 1 0 0 1 0 0 0 0 0 0 0 5 5 0.00 1.500																			
Kent Tekulve, R (8,1) ERA: 3.14	1.1 4 0 0 0 0 0 0 0 0 0 0 0 4 4 0.00 0.000																			

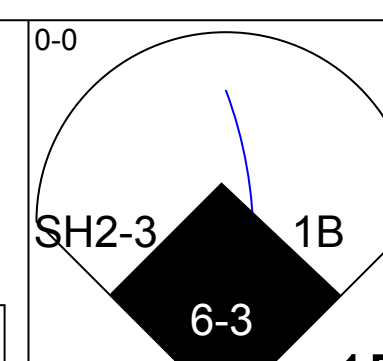
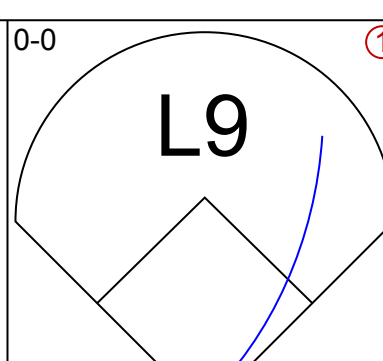
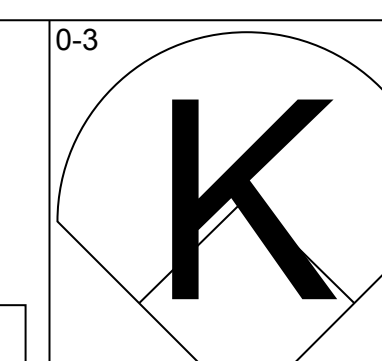
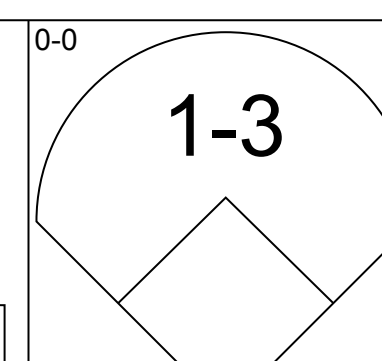
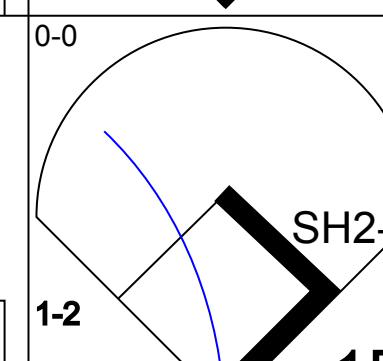
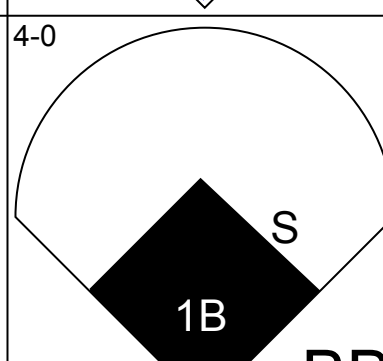
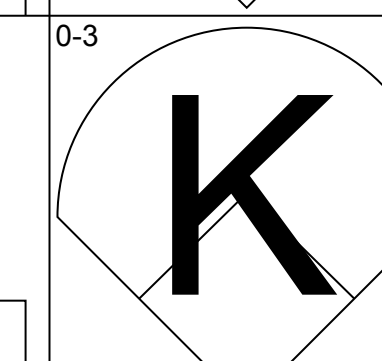
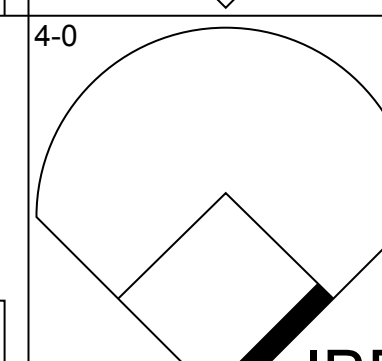
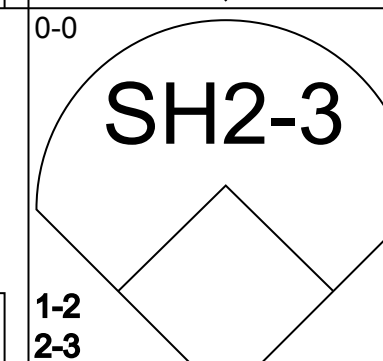
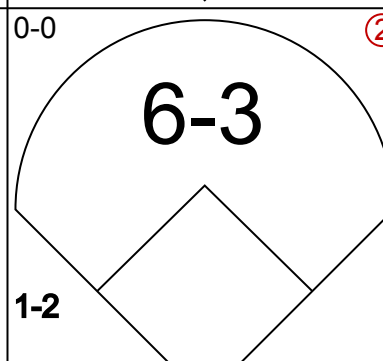
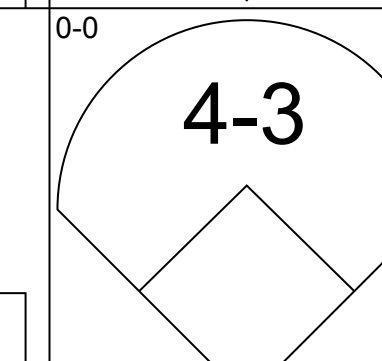
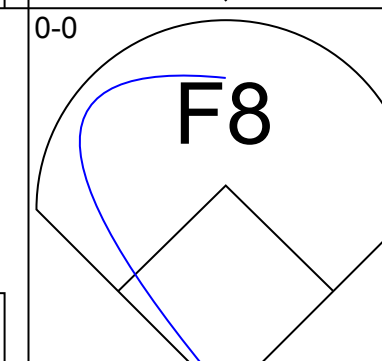
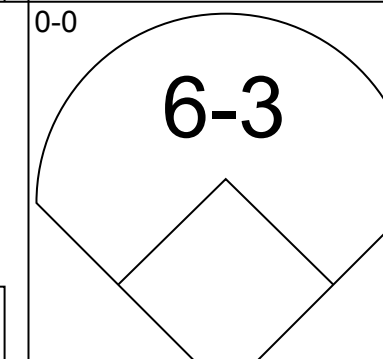
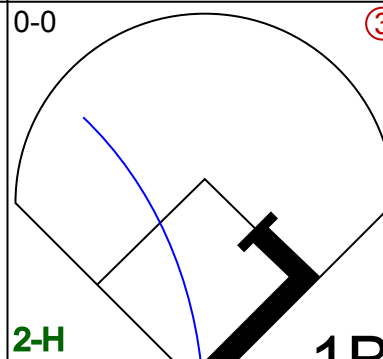
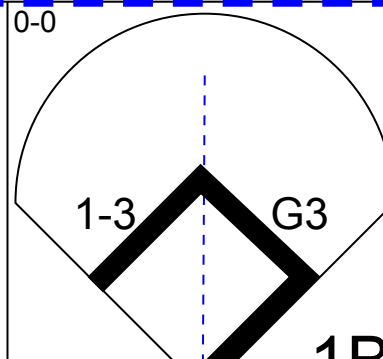
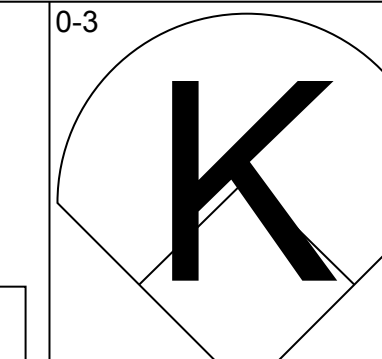
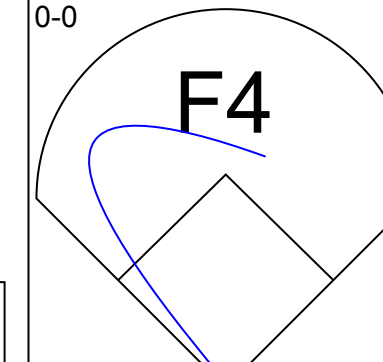
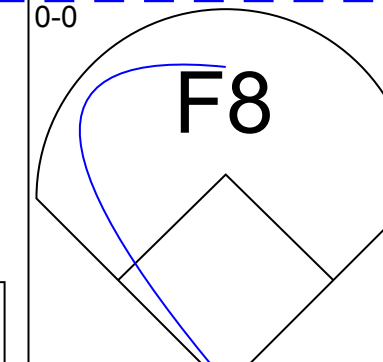
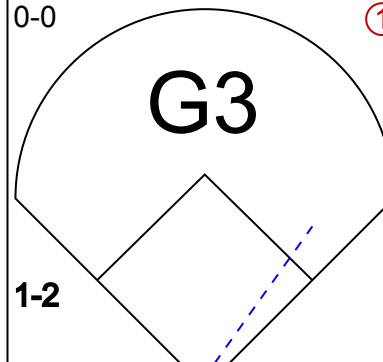
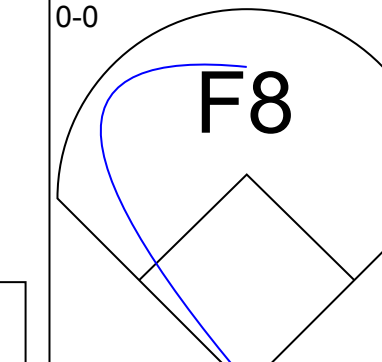
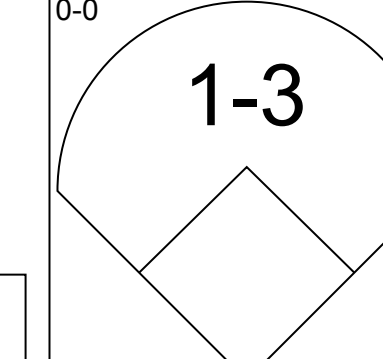
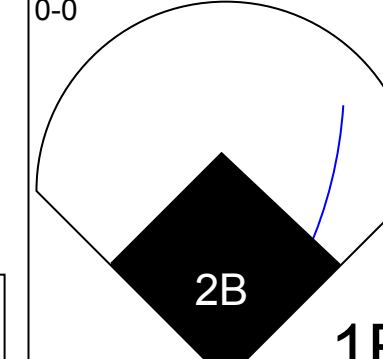
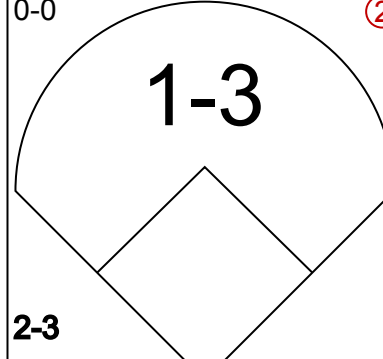
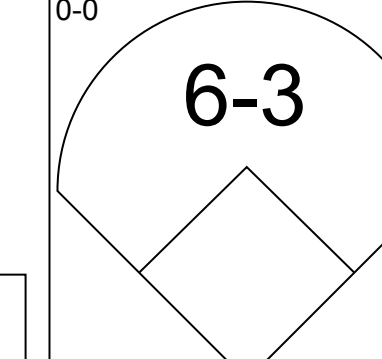
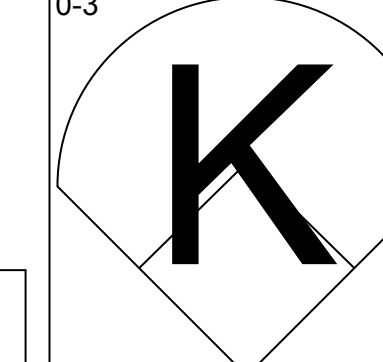
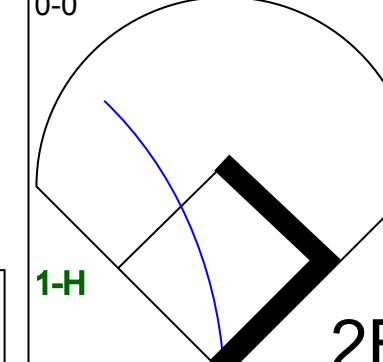
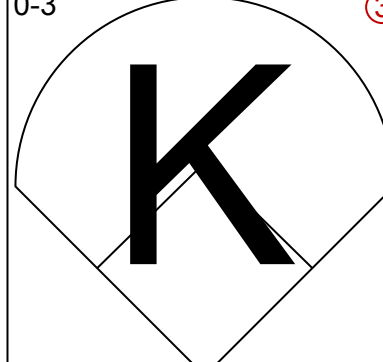

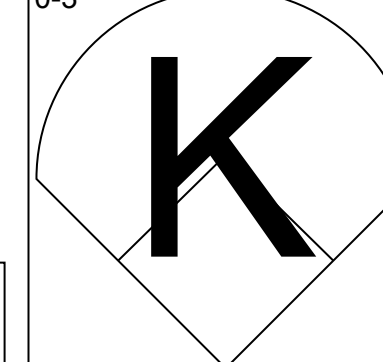
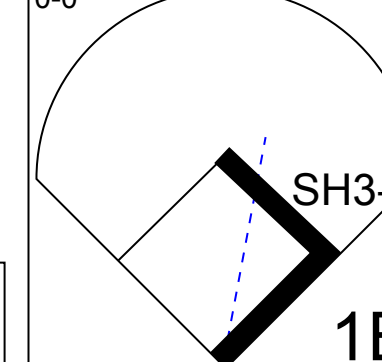
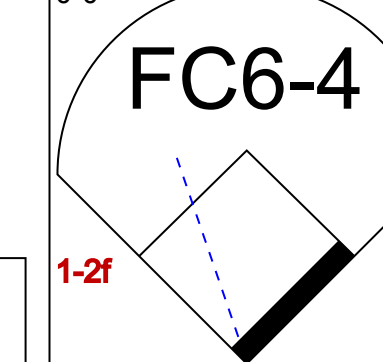
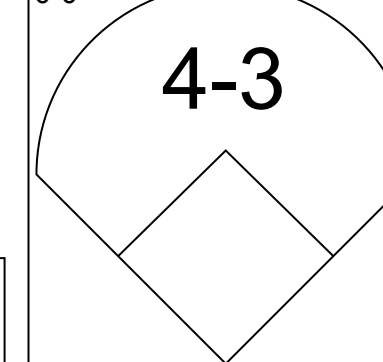
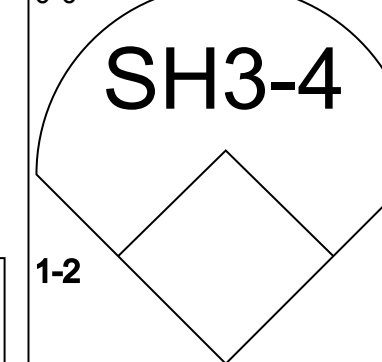
Batter	1	2	3	4	5	6	7	8	9	AB	R	H	RBI	BB	SO	LOB	BOTTOM					
Juan Samuel, R (1,4) OBP: 0.337, SLG: 0.506										5	0	1	0	0	0	3	<b>New York Mets @ Philadelphia Phillies</b> Veterans Stadium, Philadelphia, PA Mon Sep 28 1987, 7:05 PM EDT Att: 26,440 - Unknown					
Von Hayes, L (1,8) OBP: 0.408, SLG: 0.481										4	0	0	0	0	2	2						
Mike Schmidt, R (1,5) OBP: 0.391, SLG: 0.550										3	0	0	0	1	0	1						
Lance Parrish, R (1,2) OBP: 0.314, SLG: 0.400										4	0	1	0	0	0	2						
Glenn Wilson, R (1,9) OBP: 0.307, SLG: 0.381										3	0	1	0	1	0	1						
Chris James, R (1,7) OBP: 0.342, SLG: 0.532										3	0	1	0	1	0	3						
Rick Schu, R (1,3) OBP: 0.406, SLG: 0.406										2	0	0	0	0	1	3						
Milt Thompson, L (7, PH) OBP: 0.351, SLG: 0.432										2	0	2	0	0	0	0						
Luis Aguayo, R (1,6) OBP: 0.270, SLG: 0.420										2	0	0	0	0	0	1						
Kevin Gross, R (1,1) ERA: 4.14										2	0	1	0	0	0	0						
Greg Gross, L (7, PH) ERA: 3.95										1	0	0	0	0	0	1						
Jeff Calhoun, L (8,1) ERA: 1.64										0	0	0	0	0	0	0						
Kent Tekulve, R (8,1) ERA: 3.14										0	0	0	0	0	0	0						
Keith Hughes, L (9, PH) ERA: 3.95										0	0	0	0	0	0	0						
Ron Roenicke, S (9, PH) ERA: 2.73										1	0	0	0	0	1	1						
<b>Inning Stats</b>	R: 0 E: 0 K: 0 S: 4	H: 1 LOB: 1 BB: 0 P: 4	R: 0 E: 0 K: 1 S: 6	H: 1 LOB: 0 BB: 0 P: 6	R: 0 E: 0 K: 1 S: 5	H: 0 LOB: 0 BB: 0 P: 5	R: 0 E: 0 K: 0 S: 4	H: 1 LOB: 2 BB: 1 P: 8	R: 0 E: 0 K: 1 S: 6	H: 1 LOB: 1 BB: 0 P: 6	R: 0 E: 0 K: 0 S: 4	H: 1 LOB: 1 BB: 0 P: 4	R: 0 E: 0 K: 0 S: 4	H: 1 LOB: 1 BB: 0 P: 4	R: 0 E: 0 K: 0 S: 3	H: 0 LOB: 2 BB: 2 P: 11	R: 0 E: 0 K: 1 S: 6	H: 1 LOB: 1 BB: 0 P: 6	1B: 6 2B: 1 3B: 0 HR: 0	SF: 0 SAC: 2 DP: 0 HBP: 0	WP: 0 PB: 0 SB: 0 CS: 0	PA: 37
<b>PITCHER</b>	IP WLS BF H R ER SO BB IBB HBP BLK WP HR S P ERA WHIP																					
John Candelaria, L (1,1) ERA: 4.81	5.0 W 20 4 0 0 3 1 0 0 0 1 1 0 25 29 0.00 1.000																					
Rick Aguilera, R (6,1) ERA: 3.5	3.1 15 3 0 0 0 2 0 0 0 0 0 0 13 21 0.00 1.500																					
Randy Myers, L (9,1) ERA: 3.95	0.2 S 2 0 0 0 1 0 0 0 0 0 0 0 4 4 0.00 0.000																					



Batter	1	2	3	4	5	6	7	8	9	AB	R	H	RBI	BB	SO	LOB	TOP			
Mookie Wilson, S (1, 8) OBP: 0.360, SLG: 0.459										4	0	1	0	0	1	0	<b>New York Mets @ Philadelphia Phillies</b> Veterans Stadium, Philadelphia, PA Tue Sep 29 1987, 7:05 PM EDT Att: 30,799 - Unknown			
Tim Lincecum, R (1, 4) OBP: 0.395, SLG: 0.540										3	0	0	0	0	1	1				
Keith Hernandez, L (1, 3) OBP: 0.379, SLG: 0.433										3	0	0	0	0	0	1				
Darryl Strawberry, L (1, 9) OBP: 0.396, SLG: 0.578										3	0	0	0	0	1	1				
Kevin McReynolds, R (1, 7) OBP: 0.320, SLG: 0.496										3	0	0	0	0	0	0				
Gary Carter, R (1, 2) OBP: 0.285, SLG: 0.386										3	0	0	0	0	1	0				
Howard Johnson, S (1, 5) OBP: 0.368, SLG: 0.509										3	0	0	0	0	1	0				
Rafael Santana, R (1, 6) OBP: 0.305, SLG: 0.352										3	0	0	0	0	0	0				
David Cone, L (1, 1) OBP: 0.097, SLG: 0.100										1	0	0	0	0	0	0				
Sid Fernandez, L (4, 1) OBP: 0.182, SLG: 0.238										0	0	0	0	0	0	0				
Bill Almon, R (6, PH) OBP: 0.317, SLG: 0.288										1	0	0	0	0	0	0				
Terry Leach, R (6, 1) OBP: 0.114, SLG: 0.061										0	0	0	0	0	0	0				
Lee Mazzilli, S (9, PH) OBP: 0.395, SLG: 0.455										1	0	0	0	0	0	0				
<b>Inning Stats</b>	R: 0 E: 0 K: 2 S: 7	H: 0 LOB: 0 BB: 0 P: 7	R: 0 E: 0 K: 1 S: 5	H: 0 LOB: 0 BB: 0 P: 5	R: 0 E: 0 K: 0 S: 3	H: 0 LOB: 0 BB: 0 P: 3	R: 0 E: 0 K: 1 S: 6	H: 1 LOB: 1 BB: 0 P: 6	R: 0 E: 0 K: 0 S: 5	H: 0 LOB: 0 BB: 0 P: 5	R: 0 E: 0 K: 0 S: 3	H: 0 LOB: 0 BB: 0 P: 3	R: 0 E: 0 K: 0 S: 3	H: 0 LOB: 0 BB: 0 P: 3	R: 0 E: 0 K: 0 S: 3	H: 0 LOB: 0 BB: 0 P: 3	1B: 1 2B: 0 3B: 0 HR: 0	SF: 0 SAC: 0 DP: 0 HBP: 0	WP: 0 PB: 0 SB: 0 CS: 0	PA: 28
<b>PITCHER</b> Don Carman, L (1, 1) ERA: 4.32	IP: 9.0 WLS: W BF: 28 H: 1 R: 0 ER: 0 SO: 5 BB: 0 IBB: 0 HBP: 0 BLK: 0 WP: 0 HR: 0 S: 38 P: 38 ERA: 0.00 WHIP: 0.111															<b>PITCHER</b>				

AB	28
R	0
H	1
RBI	0
BB	0
SO	5
LOB	3



Batter	1	2	3	4	5	6	7	8	9	AB	R	H	RBI	BB	SO	LOB	BOTTOM			
Juan Samuel, R (1, 4) OBP: 0.337, SLG: 0.505										4	1	1	0	0	1	1	<b>New York Mets @ Philadelphia Phillies</b> Veterans Stadium, Philadelphia, PA Tue Sep 29 1987, 7:05 PM EDT Att: 30,799 - Unknown			
Milt Thompson, L (1, 8) OBP: 0.354, SLG: 0.432										2	1	1	0	2	1	0				
Chris James, R (1, 7) OBP: 0.340, SLG: 0.527										3	0	0	0	0	0	3				
Mike Schmidt, R (1, 5) OBP: 0.391, SLG: 0.550										4	0	2	2	0	1	1				
Von Hayes, L (1, 3) OBP: 0.406, SLG: 0.477										4	0	0	0	0	0	2				
Glenn Wilson, R (1, 9) OBP: 0.307, SLG: 0.381										4	1	1	0	0	0	1				
Darren Daulton, L (1, 2) OBP: 0.292, SLG: 0.325										3	0	1	1	0	2	1				
Steve Jeltz, S (1, 6) OBP: 0.321, SLG: 0.295										3	0	2	0	0	1	1				
Don Carman, L (1, 1) OBP: 0.113, SLG: 0.083										2	0	0	0	0	0	2				
<b>Inning Stats</b>	R: 1 E: 0 K: 0 S: 5	H: 2 LOB: 1 BB: 0 P: 5	R: 0 E: 0 K: 1 S: 6	H: 1 LOB: 1 BB: 0 P: 6	R: 1 E: 0 K: 0 S: 3	H: 1 LOB: 1 BB: 1 P: 7	R: 1 E: 0 K: 1 S: 7	H: 2 LOB: 1 BB: 0 P: 7	R: 0 E: 0 K: 2 S: 7	H: 0 LOB: 0 BB: 0 P: 7	R: 0 E: 0 K: 1 S: 6	H: 1 LOB: 1 BB: 0 P: 6	R: 0 E: 0 K: 0 S: 4	H: 1 LOB: 2 BB: 1 P: 8	R: 0 E: 0 K: 1 S: 5	H: 0 LOB: 0 BB: 0 P: 5		1B: 7 2B: 1 3B: 0 HR: 0	SF: 0 SAC: 2 DP: 0 HBP: 0	WP: 0 PB: 0 SB: 1 CS: 0
<b>PITCHER</b> David Cone, R (1, 1) ERA: 3.83	IP: 3.0 WLS: L BF: 13 H: 4 R: 2 ER: 2 SO: 1 BB: 0 IBB: 0 HBP: 0 BLK: 0 WP: 0 HR: 0 S: 14 P: 18 ERA: 6.00 WHIP: 1.667															<b>PITCHER</b>				
<b>PITCHER</b> Sid Fernandez, L (4, 1) ERA: 3.6	IP: 2.0 WLS: L BF: 8 H: 2 R: 1 ER: 1 SO: 3 BB: 0 IBB: 0 HBP: 0 BLK: 0 WP: 0 HR: 0 S: 14 P: 14 ERA: 4.50 WHIP: 1.000															<b>PITCHER</b>				
<b>PITCHER</b> Terry Leach, R (6, 1) ERA: 3.29	IP: 3.0 WLS: L BF: 12 H: 2 R: 0 ER: 0 SO: 2 BB: 0 IBB: 1 HBP: 0 BLK: 0 WP: 0 HR: 0 S: 15 P: 19 ERA: 0.00 WHIP: 0.667															<b>PITCHER</b>				

AB	29
R	3
H	8
RBI	3
BB	2
SO	6
LOB	12







Batter	1	2	3	4	5	6	7	8	9	10	AB	R	H	RBI	BB	SO	LOB	TOP	
Mookie Wilson, S OBP: 0.361, SLG: 0.461 (1.8)				1-3		HR 2B		F8			3	1	1	0	1	0	1	<b>New York Mets @ Philadelphia Phillies</b> Veterans Stadium, Philadelphia, PA Wed Sep 30 1987, 7:05 PM EDT Att: 27,672 - Unknown 	
Tim Lincecum, R OBP: 0.398, SLG: 0.546 (1.4)	F7			K		HR		F7			4	1	1	2	0	1	2		
Keith Hernandez, L OBP: 0.379, SLG: 0.433 (1.3)	G3			F9		2B		F7			4	0	1	0	0	0	1		
Darryl Strawberry, L OBP: 0.395, SLG: 0.581 (1.9)		F7			HR	K		G3			4	1	1	1	0	1	1		
Kevin McReynolds, R OBP: 0.316, SLG: 0.462 (1.7)		P3			F8	6-3		F3			4	0	0	0	0	0	1		
Gary Carter, R OBP: 0.289, SLG: 0.385 (1.2)		F8			1B		6-3	K			4	0	1	0	0	1	0		
Howard Johnson, S OBP: 0.366, SLG: 0.506 (1.5)			F6		K		F8			F3	4	0	0	0	0	1	1		
Rafael Santana, R OBP: 0.303, SLG: 0.349 (1.6)			6-3		K		5-3			L1	4	0	0	0	0	1	1		
Dwight Gooden, R OBP: 0.227, SLG: 0.219 Bill Almon, R OBP: 0.313, SLG: 0.284 Jesse Orosco, R (10.1)			P3			6-3		BB		K	2	0	0	0	1	0	0		
											1	0	0	0	0	1	0		
											0	0	0	0	0	0	0		
<b>Inning Stats</b>	R: 0 E: 0 K: 0 S: 2	H: 0 LOB: 0 BB: 1 P: 6	R: 0 E: 0 K: 0 S: 3	H: 0 LOB: 0 BB: 0 P: 3	R: 0 E: 0 K: 1 S: 5	H: 0 LOB: 0 BB: 0 P: 5	R: 1 E: 0 K: 2 S: 9	H: 2 LOB: 1 BB: 0 P: 9	R: 2 E: 0 K: 1 S: 8	H: 3 LOB: 1 BB: 0 P: 8	R: 0 E: 0 K: 0 S: 3	H: 0 LOB: 0 BB: 0 P: 3	R: 0 E: 0 K: 1 S: 5	H: 0 LOB: 0 BB: 0 P: 5	R: 0 E: 0 K: 1 S: 5	H: 0 LOB: 0 BB: 0 P: 5	1B: 1 2B: 2 3B: 0 HR: 2	SF: 0 SAC: 0 DP: 0 HBP: 0	WP: 0 PA: 36 PB: 0 SB: 0 CS: 1
<b>PITCHER</b>	IP 7.0	WLS 26	BF 5	H 3	R 3	ER 3	SO 4	BB 1	IBB 0	HBP 0	BLK 0	WP 0	HR 2	S 33	P 37	ERA 3.86	WHIP 0.857		
Shane Rawley, L ERA: 4.39	(1.1)																		
Jeff Calhoun, L ERA: 1.52	(8.1)	3.0	W	10	0	0	0	2	1	0	0	0	0	0	13	17	0.00	0.333	

Batter	1	2	3	4	5	6	7	8	9	10	AB	R	H	RBI	BB	SO	LOB	BOTTOM					
Juan Samuel, R OBP: 0.335, SLG: 0.502 (1.4)	F8		L7		K			K			4	0	0	0	0	2	0	<b>New York Mets @ Philadelphia Phillies</b> Veterans Stadium, Philadelphia, PA Wed Sep 30 1987, 7:05 PM EDT Att: 27,672 - Unknown 					
Milt Thompson, L OBP: 0.353, SLG: 0.430 (1.8)	1B BB		5-3		K			K2-3			3	1	0	0	1	2	0						
Von Hayes, L OBP: 0.406, SLG: 0.477 (1.3)	1B		HR		1B		F6	F9			4	1	2	1	0	0	0						
Mike Schmidt, R OBP: 0.390, SLG: 0.553 (1.5)	F3		HR		HR		F8		K		4	1	1	2	0	1	1						
Lance Parrish, R OBP: 0.312, SLG: 0.396 (1.2)	1-3		K				4-3		K		4	0	0	0	0	2	1						
Glenn Wilson, R OBP: 0.308, SLG: 0.381 (1.9)		F9			CS	1B		4-3 G1 1B		K	4	0	2	0	0	1	0						
Keith Hughes, L OBP: 0.333, SLG: 0.294 Ron Roenicke, S OBP: 0.293, SLG: 0.269 (10. PH)					G4-6-3 BB			G1		F2	2	0	1	0	1	0	1						
Steve Jeltz, S OBP: 0.318, SLG: 0.292 Luis Aguayo, R OBP: 0.273, SLG: 0.437 (10. PH)		L7			G4-6-3			4-3		HR	3	0	0	0	0	0	3						
Shane Rawley, R OBP: 0.160, SLG: 0.190 Greg Gross, L OBP: 0.390, SLG: 0.351 Jeff Calhoun, L (8.1)		K			K			6-3			1	0	0	0	0	0	1						
											0	0	0	0	0	0	0						
<b>Inning Stats</b>	R: 1 E: 0 K: 0 S: 4	H: 1 LOB: 1 BB: 1 P: 8	R: 0 E: 0 K: 1 S: 6	H: 1 LOB: 1 BB: 0 P: 6	R: 2 E: 0 K: 1 S: 7	H: 2 LOB: 0 BB: 0 P: 7	R: 0 E: 0 K: 0 S: 2	H: 1 LOB: 0 BB: 1 P: 6	R: 0 E: 0 K: 3 S: 9	H: 0 LOB: 0 BB: 0 P: 9	R: 0 E: 0 K: 3 S: 3	H: 0 LOB: 0 BB: 0 P: 3	R: 0 E: 0 K: 0 S: 4	H: 1 LOB: 1 BB: 0 P: 4	R: 0 E: 0 K: 2 S: 7	H: 0 LOB: 0 BB: 0 P: 7	R: 0 E: 0 K: 3 S: 9	H: 0 LOB: 0 BB: 0 P: 9	R: 1 E: 0 K: 0 S: 2	H: 1 LOB: 0 BB: 0 P: 2	1B: 5 2B: 0 3B: 0 HR: 2	SF: 0 SAC: 0 DP: 1 HBP: 0	WP: 0 PA: 35 PB: 0 SB: 2 CS: 1
<b>PITCHER</b>	IP 9.0	WLS 33	BF 6	H 3	R 3	ER 3	SO 10	BB 2	IBB 0	HBP 0	BLK 0	WP 0	HR 1	S 51	P 59	ERA 3.00	WHIP 0.889						
Dwight Gooden, R ERA: 3.21	(1.1)																						
Jesse Orosco, L ERA: 4.5	(10.1)	0.1	L	2	1	1	0	0	0	0	0	0	0	1	2	2	27.00	3.000					



Batter	1	2	3	4	5	6	7	8	9	AB	R	H	RBI	BB	SO	LOB	TOP										
Lenny Dykstra, L OBP: 0.350, SLG: 0.454 (1, 8)	K		G3		4-3			FC1-5		4	0	0	0	0	1	2	<b>New York Mets @ St. Louis Cardinals</b> Busch Stadium, St. Louis, MO Fri Oct 02 1987, 7:05 PM CDT Att: 45,517 - Unknown										
Keith Miller, R OBP: 0.408, SLG: 0.511 (1, 4)	6-3		1B			1B		K		4	1	2	0	0	1	2											
Dave Magadan, L OBP: 0.390, SLG: 0.449 (1, 3)	K		1B			4-3		F5		4	0	1	1	0	1	3											
Howard Johnson, S OBP: 0.363, SLG: 0.502 (1, 5)		F3	5-3			L6			F8	4	0	0	0	0	0	0											
Mookie Wilson, S OBP: 0.357, SLG: 0.456 (1, 9)		4-3			4-3				G3	4	0	0	0	0	0	0											
Barry Lyons, R OBP: 0.290, SLG: 0.381 (1, 2)		1B			FC5-4				L9	4	1	2	0	0	0	0											
Mark Carreon, R OBP: 0.250, SLG: 0.250 (1, 7)		1B			1B					3	0	1	0	0	0	1											
Kevin Elster, R OBP: 0.800, SLG: 1.200 (1, 6)		2B			CS			FC1-5	1B	3	0	2	1	0	0	0											
John Mitchell, R OBP: 0.114, SLG: 0.143 Doug Sisk, R (6, 1) Randy Milligan, R (8, PH) Gene Walter, L (8, 1)	K				L8			FC1-5	BB	2	0	0	0	0	1	2											
<b>Inning Stats</b>	R: 0 E: 0 K: 2 S: 7	H: 0 LOB: 0 BB: 0 P: 7	R: 1 E: 0 K: 1 S: 8	H: 3 LOB: 2 BB: 0 P: 8	R: 1 E: 0 K: 0 S: 4	H: 2 LOB: 0 BB: 0 P: 4	R: 0 E: 0 K: 0 S: 3	H: 1 LOB: 0 BB: 0 P: 3	R: 0 E: 0 K: 0 S: 3	H: 0 LOB: 0 BB: 0 P: 3	R: 0 E: 0 K: 0 S: 3	H: 0 LOB: 0 BB: 0 P: 3	R: 0 E: 0 K: 1 S: 6	H: 1 LOB: 2 BB: 1 P: 10	R: 0 E: 0 K: 0 S: 3	H: 0 LOB: 0 BB: 0 P: 3		1B: 7 2B: 1 3B: 0 HR: 0	SF: 0 SAC: 0 DP: 0 HBP: 0	WP: 0 PB: 0 SB: 1 CS: 1	PA: 34						
<b>PITCHER</b>	IP	WLS	BF	H	R	ER	SO	BB	IBB	HBP	BLK	WP	HR	S	P	ERA	WHIP										
John Tudor, L ERA: 3.84 Ricky Horton, L ERA: 3.52 Steve Peters, L ERA: 1.93	(1, 1)	5.0	W	19	6	2	2	3	0	0	0	0	0	25	25	3.60	1.200										

Batter	1	2	3	4	5	6	7	8	9	AB	R	H	RBI	BB	SO	LOB	BOTTOM										
Lance Johnson, L OBP: 0.271, SLG: 0.291 (1, 8)	K		5-3					FC3-6		4	0	1	0	0	1	1	<b>New York Mets @ St. Louis Cardinals</b> Busch Stadium, St. Louis, MO Fri Oct 02 1987, 7:05 PM CDT Att: 45,517 - Unknown										
José Oquendo, S OBP: 0.411, SLG: 0.337 (1, 6)	4-3		BB					K		3	1	1	0	1	1	1											
Jim Lindeman, R OBP: 0.257, SLG: 0.392 (1, 9)	HR		2B					L7		4	2	1	1	0	0	4											
Mike Laga, L OBP: 0.188, SLG: 0.286 (1, 3)	F9		SF8					P3		3	0	0	1	0	0	2											
Doug DeCinces, R OBP: 0.336, SLG: 0.391 (1, 5)		6-3						P4		4	0	1	1	0	0	2											
Curt Ford, L OBP: 0.327, SLG: 0.410 (1, 7)		6-3						G3		4	0	0	0	0	0	1											
Tom Pagnozzi, R OBP: 0.229, SLG: 0.333 (1, 2)										3	0	1	0	0	0	0											
Tom Lawless, R OBP: 0.182, SLG: 0.053 Steve Peters, L (8, 1)		E6						K		3	0	0	0	0	0	1											
<b>Inning Stats</b>	R: 1 E: 0 K: 1 S: 6	H: 1 LOB: 0 BB: 0 P: 6	R: 0 E: 1 K: 0 S: 5	H: 1 LOB: 2 BB: 0 P: 5	R: 2 E: 1 K: 0 S: 5	H: 1 LOB: 1 BB: 1 P: 9	R: 0 E: 0 K: 0 S: 3	H: 0 LOB: 0 BB: 0 P: 3	R: 0 E: 0 K: 1 S: 5	H: 0 LOB: 0 BB: 0 P: 5	R: 0 E: 0 K: 1 S: 6	H: 1 LOB: 1 BB: 0 P: 6	R: 0 E: 0 K: 0 S: 3	H: 0 LOB: 0 BB: 0 P: 3	1B: 4 2B: 1 3B: 0 HR: 1	SF: 1 SAC: 0 DP: 0 HBP: 0	WP: 0 PB: 0 SB: 2 CS: 0		PA: 33								
<b>PITCHER</b>	IP	WLS	BF	H	R	ER	SO	BB	IBB	HBP	BLK	WP	HR	S	P	ERA	WHIP										
John Mitchell, R ERA: 4.11 Doug Sisk, R ERA: 3.46 Gene Walter, L ERA: 3.2	(1, 1)	5.0	L	23	5	3	1	1	0	0	0	0	0	11	11	0.00	0.500										







