

**New York Mets - 1989**

| Batter   | 1   | 2   | 3   | 4  | 5   | 6   | 7  | 8   | 9   | AB R H RBI BB SO LOB  | TOP                                     |
|--|---|---|---|--|---|---|--|---|---|---|---|
| Vince Coleman, S (1, 7)<br>BB<br>BB<br>BB<br>BB  | 4-1<br><br>BB   |   | 1-2<br>G4-3<br><br>②                                  |  | 1-3<br>K<br><br>②                                     |   | 2-1<br>F8<br><br>③                                   |   | 1-3<br>K<br><br>②                                     | 4 0 0 0 1 2 1   |   |
| Willie McGee, S (1, 8)<br>OBP: 0.400, SLG: 0.250<br>B 1 SAFE<br>SAFE<br>C<br>F<br>B<br>B<br>B  | 4-2<br><br>BB   |   | 0-1<br>1B<br>HR<br><br>1B                             |  | 0-3<br>K<br><br>③                                     |   |  | 0-0<br>E4<br>1B<br><br>1B                             | 0-1<br>G1-3<br><br>③                                  | 4 2 1 0 1 1 1   |   |
| Terry Pendleton, S (1, 5)<br>OBP: 0.750, SLG: 0.667<br>B<br>C<br>C<br>C<br>S   | 1-3<br>K<br><br>①   |   | 1-2<br>HR<br><br>1B                                   |  | 0-0<br>WP<br>1B<br><br>1B                             |   |  | 4-0<br>1B<br>BB<br><br>BB                             |   | 3 1 2 0 0 1 1 2   |   |
| Pedro Guerrero, R (1, 3)<br>OBP: 0.750, SLG: 1.667<br>C<br>B<br>B<br>B<br>B  | 4-1<br>G5-4-3<br>BB<br><br>BB   |   | 1-0<br>HR<br><br>HR                                   |  | 0-3<br>K<br><br>①                                     |   |  | 0-1<br>1B<br><br>1B                                   |   | 3 1 2 4 1 1 1   |   |
| Tom Brunansky, R (1, 9)<br>X   | 0-0<br>G5-4-3<br>1-2f<br><br>②  |   | 2-2<br>P7<br><br>③                                    |  | 1-2<br>F9<br><br>②                                    |   |  | 0-0<br>P9<br><br>①                                    |   | 4 0 0 0 0 0 6   |   |
| José Oquendo, S (1, 6)<br>C<br>C<br>C  |   | 0-3<br>K<br><br>①   |   | 2-2<br>G3-1<br><br>①                                 |   | 1 SAFE<br>0-3<br>K<br>1-2<br><br>②                    |  | 1-3<br>K<br><br>②                                     |   | 4 0 0 0 0 3 3   |   |
| Tony Peña, R (1, 2)<br>X   |   | 0-0<br>P4<br><br>②  |   | 2-3<br>K<br><br>②                                    |   | 1-2<br>G4-3<br><br>③                                  |  | 2-2<br>F8<br><br>③                                    |   | 4 0 0 0 0 1 4   |   |
| Tim Jones, L (1, 4)<br>B<br>X  |   | 1-0<br>P6<br><br>③  |   | 0-0<br>G4-3<br><br>③                                 |   |   | 0-0<br>P7<br><br>①                                   |   | 0-1<br>G4-3<br><br>①                                  | 4 0 0 0 0 0 0   |   |
| Joe Magrane, R (1, 1)<br>John Costello, R (4, 1)<br>Frank DiPino, L (6, 1)<br>Milt Thompson, L (7, PH)<br>Ken Dayley, L (7, 1)<br>Todd Worrell, R (8, 1)<br>John Morris, L (9, PH)<br>OBP: 1.000, SLG: 1.000 |   |   | 1-1<br>P3<br><br>①                                    |  | 0-3<br>K2-3<br><br>①                                  |   | 3-2<br>G4-1<br><br>②                                 |   | 1-2<br>1B<br><br>1B                                   | 1 0 0 0 0 0 0<br>1 0 0 0 0 1 0<br>0 0 0 0 0 0 0<br>1 0 0 0 0 0 0<br>0 0 0 0 0 0 0<br>0 0 0 0 0 0 0<br>1 0 1 0 0 0 0 |   |
| <b>Inning Stats</b>  | R: 0 H: 0<br>E: 0 LOB: 2<br>K: 1 BB: 3<br>S: 8 P: 21  | R: 0 H: 0<br>E: 0 LOB: 0<br>K: 1 BB: 0<br>S: 5 P: 6                     | R: 3 H: 3<br>E: 0 LOB: 0<br>K: 0 BB: 0<br>S: 15 P: 20 | R: 0 H: 0<br>E: 0 LOB: 0<br>K: 1 BB: 0<br>S: 7 P: 11 | R: 0 H: 0<br>E: 0 LOB: 0<br>K: 3 BB: 0<br>S: 13 P: 14 | R: 0 H: 1<br>E: 0 LOB: 2<br>K: 2 BB: 0<br>S: 15 P: 17 | R: 0 H: 0<br>E: 0 LOB: 0<br>K: 0 BB: 0<br>S: 6 P: 11 | R: 1 H: 1<br>E: 1 LOB: 2<br>K: 1 BB: 1<br>S: 13 P: 20 | R: 0 H: 1<br>E: 0 LOB: 1<br>K: 1 BB: 0<br>S: 13 P: 15 | 1B: 5 SF: 0<br>2B: 0 SAC: 0<br>3B: 0 DP: 1<br>HR: 1 HBP: 0  | WP: 1 PA: 38<br>PB: 0<br>SB: 3<br>CS: 0 |
| <b>PITCHER</b><br>Dwight Gooden, R (1, 1)<br>ERA: 3.86<br>Don Aase, R (8, 1)<br>ERA:   | IP WLS BF H R ER SO BB IBB HBP BLK WP HR S P ERA WHIP<br>7.0 W 31 5 4 3 8 4 0 0 0 1 1 72 107 3.86 1.286<br>2.0 S 7 1 0 0 2 0 0 0 0 0 0 0 23 28 0.00 0.500 | <b>PITCHER</b><br>IP WLS BF H R ER SO BB IBB HBP BLK WP HR S P ERA WHIP |   |  |   |   |  |   |   |   |   |

St. Louis Cardinals @ New York Mets  
Shea Stadium, Flushing, NY  
Mon Apr 03 1989, 3:33 AM EDT  
Att. 38,539 - Unknown - 55 F

livebaseballscorecards.com

|     |    |
|-----|----|
| AB  | 34 |
| R   | 4  |
| H   | 6  |
| RBI | 4  |
| BB  | 4  |
| SO  | 10 |
| LOB | 18 |



| Batter  | 1                                     | 2                                 | 3                                 | 4                                | 5                               | 6                                | 7                                | 8                                | 9                                 | AB                                | R                                 | H                                | RBI                              | BB                                  | SO                             | LOB  | BOTTOM   |                                    |                                  |        |  |
|---|---------------------------------------|-----------------------------------|-----------------------------------|----------------------------------|---------------------------------|----------------------------------|----------------------------------|----------------------------------|-----------------------------------|-----------------------------------|-----------------------------------|----------------------------------|----------------------------------|-------------------------------------|--------------------------------|--|--|------------------------------------|----------------------------------|--------|--|
| Mookie Wilson, S<br>OBP: 0.200, SLG: 0.200 (1, 8)     | 2-2 G4-3                              | 1-0 L9                            | 0-1 CS                            | 1-1 G4-3                         |                                 | 2-2 CS<br>1B                     |                                  | 1-3 K                            |                                   | 5                                 | 0                                 | 1                                | 0                                | 0                                   | 1                              | 2  | <b>St. Louis Cardinals @ New York Mets</b><br>Shea Stadium, Flushing, NY<br>Mon Apr 03 1989, 3:33 AM EDT<br>Att: 38,539 - Unknown - 55 F |                                    |                                  |        |  |
| Gregg Jefferies, S<br>OBP: 0.750, SLG: 1.000 (1, 4)   | 2-1 G6-3<br>2B                        | 2-2 L7                            |                                   | 2-2 G1-3<br>2B<br>HBP            |                                 | 1-1 CS<br>1B                     |                                  |                                  |                                   | 3                                 | 2                                 | 2                                | 0                                | 0                                   | 0                              | 2  |  |                                    |                                  |        |  |
| Keith Hernandez, L (1, 3)                             | 1-2 G6-3                              |                                   | 2-1 G3-1                          | 1-1 G1-3                         |                                 | 0-2 CS<br>1B                     | 1-1 G4-3                         |                                  |                                   | 4                                 | 0                                 | 0                                | 0                                | 0                                   | 0                              | 2  |  |                                    |                                  |        |  |
| Darryl Strawberry, L<br>OBP: 1.000, SLG: 1.667 (1, 9) | 2-1 WP<br>1B                          |                                   | 1-1 S<br>1B                       | 2-2 2-H<br>2B                    |                                 |                                  | 4-0 BB                           |                                  |                                   | 3                                 | 2                                 | 3                                | 2                                | 1                                   | 0                              | 0  |  |                                    |                                  |        |  |
| Kevin McReynolds, R<br>OBP: 0.500, SLG: 0.333 (1, 7)  | 2-0 2-H<br>1B                         |                                   | 4-1 BB<br>1B                      | 3-2 F8                           |                                 |                                  | 1-1 L8                           |                                  |                                   | 3                                 | 1                                 | 1                                | 1                                | 1                                   | 0                              | 2  |  |                                    |                                  |        |  |
| Gary Carter, R (1, 2)                                 | 0-0 F8                                |                                   | 4-1 BB<br>1B                      | 1-2 BB                           | 1-2 P3                          |                                  | 1-0 P4                           |                                  |                                   | 3                                 | 1                                 | 0                                | 0                                | 1                                   | 0                              | 2  |  |                                    |                                  |        |  |
| Howard Johnson, S<br>OBP: 0.750, SLG: 1.500 (1, 5)    |                                       | 0-0 FC3-5<br>1B                   | 0-0 1B<br>SF8<br>1B               | 1-2 SF8<br>1B                    | 0-3 K                           |                                  | 2-2 HR                           |                                  |                                   | 4                                 | 2                                 | 3                                | 3                                | 0                                   | 1                              | 0  |  |                                    |                                  |        |  |
| Kevin Elster, R<br>OBP: 0.750, SLG: 0.750 (1, 6)      |                                       | 1-1 FC3-5<br>1B                   | 0-1 CS<br>1B                      | 2-2 G4-3                         |                                 |                                  | 1-2 1B                           |                                  |                                   | 4                                 | 0                                 | 3                                | 1                                | 0                                   | 0                              | 0  |  |                                    |                                  |        |  |
| Dwight Gooden, R (1, 1)<br>Don Aase, R (8, 1)         |                                       | 0-0 FC3-5<br>1B                   | 1-1 SF8<br>1B                     |                                  |                                 | 1-2 G6-3                         |                                  | 1-3 K                            |                                   | 2                                 | 0                                 | 0                                | 1                                | 0                                   | 0                              | 2  |  |                                    |                                  |        |  |
|   |                                       |                                   |                                   |                                  |                                 |                                  |                                  |                                  |                                   | 1                                 | 0                                 | 0                                | 0                                | 0                                   | 1                              | 0  |  |                                    |                                  |        |  |
| <b>Inning Stats</b>                                   | R: 2<br>E: 0<br>K: 0<br>S: 15         | H: 3<br>LOB: 1<br>BB: 0<br>P: 24  | R: 0<br>E: 0<br>K: 0<br>S: 10     | H: 2<br>LOB: 2<br>BB: 0<br>P: 14 | R: 4<br>E: 0<br>K: 0<br>S: 12   | H: 3<br>LOB: 0<br>BB: 2<br>P: 24 | R: 1<br>E: 0<br>K: 0<br>S: 18    | H: 1<br>LOB: 1<br>BB: 0<br>P: 27 | R: 0<br>E: 0<br>K: 1<br>S: 9      | H: 0<br>LOB: 0<br>BB: 0<br>P: 12  | R: 0<br>E: 0<br>K: 0<br>S: 12     | H: 2<br>LOB: 0<br>BB: 0<br>P: 16 | R: 0<br>E: 0<br>K: 0<br>S: 5     | H: 0<br>LOB: 1<br>BB: 1<br>P: 12    | R: 1<br>E: 0<br>K: 2<br>S: 13  | H: 2<br>LOB: 0<br>BB: 0<br>P: 18             | 1B: 9<br>2B: 3<br>3B: 0<br>HR: 1   | SF: 1<br>SAC: 0<br>DP: 0<br>HBP: 1 | WP: 1<br>PB: 0<br>SB: 2<br>CS: 3 | PA: 39 |  |
| <b>PITCHER</b>  | IP<br>WLS<br>BF<br>H<br>R<br>ER<br>SO | WLS<br>L<br>7<br>2<br>0<br>0<br>0 | BF<br>22<br>7<br>0<br>0<br>0<br>0 | H<br>9<br>2<br>0<br>0<br>0<br>0  | R<br>7<br>0<br>0<br>0<br>0<br>0 | ER<br>7<br>0<br>0<br>0<br>0<br>0 | SO<br>0<br>1<br>0<br>0<br>0<br>0 | BB<br>2<br>0<br>0<br>0<br>0<br>0 | IBB<br>0<br>0<br>0<br>0<br>0<br>0 | HBP<br>1<br>0<br>0<br>0<br>0<br>0 | BLK<br>0<br>0<br>0<br>0<br>0<br>0 | WP<br>1<br>0<br>0<br>0<br>0<br>0 | HR<br>0<br>0<br>0<br>0<br>0<br>1 | S<br>47<br>27<br>2<br>5<br>13<br>18 | P<br>78<br>37<br>2<br>12<br>18 | ERA<br>17.18<br>0.00<br>0.00<br>0.00<br>9.00 | WHIP<br>3.000<br>1.000<br>0.000<br>1.000<br>2.000  |                                    |                                  |        |  |

livebaseballscorecards.com



| Batter  | 1                      | 2 | 3               | 4                  | 5                  | 6                                       | 7                      | 8                  | 9 | AB R H RBI BB SO LOB | TOP |
|---|------------------------|---|-----------------|--------------------|--------------------|---|------------------------|--------------------|---|----------------------|-----|
| Vince Coleman, S (1, 7)<br><small>B<br/>F<br/>S</small>   | 1-3<br><b>K</b>        |   | 1-3<br><b>K</b> |                    | 2-0<br><b>G1-3</b> |   | 0-0<br><b>F7</b>       |                    |   | 4 0 0 0 0 2 3        |     |
| Willie McGee, S (1, 8)<br><small>OBP: 0.444, SLG: 0.750<br/>B<br/>X</small>   | 1-0<br><b>E5</b><br>CS |   |                 | 1-1<br>HR          |                    | 0-1<br><b>E3</b><br>1B<br>FC6-4         | 1-1<br><b>1B</b>       |                    |   | 4 2 2 2 0 0 0        |     |
| Terry Pendleton, S (1, 5)<br><small>OBP: 0.625, SLG: 0.500<br/>B<br/>B<br/>B<br/>SAFE<br/>SAFE<br/>SAFE</small>               | 4-2<br><b>BB</b>       |   |                 | 0-0<br><b>P6</b>   |                    | 2-2<br><b>FC6-4</b><br>1-3<br><b>1B</b> | 0-3<br><b>K</b>        |                    |   | 3 0 1 0 1 1 2        |     |
| Pedro Guerrero, R (1, 3)<br><small>OBP: 0.375, SLG: 0.714<br/>B<br/>SAFE<br/>SAFE<br/>SAFE<br/>SAFE<br/>SAFE<br/>SAFE</small> | 3-3<br><b>K</b><br>2-3 |   |                 | 0-3<br><b>K</b>    |                    | 3-2<br><b>FC6-4</b><br>1-2f<br>3-H      | 0-0<br><b>F8</b>       |                    |   | 4 0 0 1 0 2 3        |     |
| Tom Brunansky, R (1, 9)   |                        |   |                 | 1-1<br><b>P2</b>   |                    | 0-1<br><b>L7</b>                        |                        | 0-2<br><b>G4-3</b> |   | 4 0 0 0 0 0 1        |     |
| José Oquendo, S (1, 6)  |                        |   |                 | 0-2<br><b>G3</b>   |                    | 1-2<br><b>L9</b>                        |                        | 0-0<br><b>G1-3</b> |   | 4 0 0 0 0 0 2        |     |
| Tony Peña, R (1, 2)<br><small>OBP: 0.250, SLG: 0.250<br/>B<br/>SAFE<br/>SAFE<br/>SAFE<br/>SAFE<br/>SAFE<br/>SAFE</small>      |                        |   |                 | 0-2<br><b>L8</b>   |                    | 1-0<br><b>1B</b><br>2B                  | 2-2<br><b>1B</b><br>BB |                    |   | 4 1 2 0 0 0 0        |     |
| Tim Jones, L (1, 4)<br><small>OBP: 0.250, SLG: 0.286<br/>C<br/>BB<br/>BB<br/>SAFE<br/>SAFE<br/>SAFE</small>                   |                        |   |                 | 3-1<br><b>F9</b>   |                    | 0-0<br><b>2B</b><br>1-H                 | 4-0<br><b>1B</b><br>BB |                    |   | 3 0 1 0 1 0 0        |     |
| Jose DeLeon, R (1, 1)   |                        |   |                 | 1-0<br><b>G1-3</b> |                    | 0-0<br><b>FC1-6-5-6</b><br>2-3          | 0-1<br><b>F2</b>       |                    |   | 3 0 0 0 0 0 3        |     |
| Jim Lindeman, R (9, PH)   |                        |   |                 |                    |                    |   |                        |                    |   | 1 0 0 0 0 1 0        |     |
| Ken Dayley, L (9, 1)  |                        |   |                 |                    |                    |   |                        |                    |   | 0 0 0 0 0 0 0        |     |
| Todd Worrell, R (9, 1)  |                        |   |                 |                    |                    |   |                        |                    |   | 0 0 0 0 0 0 0        |     |

St. Louis Cardinals @ New York Mets  
Shea Stadium, Flushing, NY

Wed Apr 05 1989, 3:33 AM EDT  
Att. 17,873 - Overcast - 60 F

|     |    |
|-----|----|
| AB  | 34 |
| R   | 3  |
| H   | 6  |
| RBI | 3  |
| BB  | 2  |
| SO  | 6  |
| LOB | 14 |



| Inning Stats | R: 0<br>E: 1<br>K: 2<br>S: 11 | H: 0<br>LOB: 2<br>BB: 1<br>P: 20 | R: 0<br>E: 0<br>K: 0<br>S: 8 | H: 0<br>LOB: 0<br>BB: 0<br>P: 9 | R: 0<br>E: 0<br>K: 1<br>S: 6 | H: 0<br>LOB: 0<br>BB: 0<br>P: 11 | R: 1<br>E: 1<br>K: 1<br>S: 8 | H: 1<br>LOB: 1<br>BB: 0<br>P: 11 | R: 0<br>E: 0<br>K: 0<br>S: 4 | H: 2<br>LOB: 1<br>BB: 0<br>P: 7 | R: 1<br>E: 1<br>K: 0<br>S: 15 | H: 1<br>LOB: 1<br>BB: 0<br>P: 21 | R: 1<br>E: 0<br>K: 1<br>S: 11 | H: 2<br>LOB: 2<br>BB: 1<br>P: 18 | R: 0<br>E: 0<br>K: 0<br>S: 6 | H: 0<br>LOB: 0<br>BB: 0<br>P: 6 | R: 0<br>E: 0<br>K: 1<br>S: 8 | H: 0<br>LOB: 0<br>BB: 0<br>P: 13 | 1B: 4<br>2B: 2<br>3B: 0<br>HR: 1 | SF: 0<br>SAC: 0<br>DP: 1<br>HBP: 0 | WP: 0<br>PB: 0<br>SB: 0<br>CS: 1 | PA: 36 |
|--------------|-------------------------------|----------------------------------|------------------------------|---------------------------------|------------------------------|----------------------------------|------------------------------|----------------------------------|------------------------------|---------------------------------|-------------------------------|----------------------------------|-------------------------------|----------------------------------|------------------------------|---------------------------------|------------------------------|----------------------------------|----------------------------------|------------------------------------|----------------------------------|--------|
|--------------|-------------------------------|----------------------------------|------------------------------|---------------------------------|------------------------------|----------------------------------|------------------------------|----------------------------------|------------------------------|---------------------------------|-------------------------------|----------------------------------|-------------------------------|----------------------------------|------------------------------|---------------------------------|------------------------------|----------------------------------|----------------------------------|------------------------------------|----------------------------------|--------|

| PITCHER   | IP  | WLS | BF | H | R | ER | SO | BB | IBB | HBP | BLK | WP | HR | S  | P  | ERA  | WHIP  |
|---|-----|-----|----|---|---|----|----|----|-----|-----|-----|----|----|----|----|------|-------|
| Bob Ojeda, L (1, 1)<br><small>ERA: 2.7</small>  | 6.2 | L   | 29 | 6 | 3 | 2  | 4  | 2  | 0   | 0   | 0   | 0  | 1  | 60 | 94 | 2.70 | 1.200 |
| Roger McDowell, R (7, 1)<br><small>ERA:</small> | 1.1 |     | 4  | 0 | 0 | 0  | 1  | 0  | 0   | 0   | 0   | 0  | 0  | 9  | 9  | 0.00 | 0.000 |
| Randy Myers, L (9, 1)<br><small>ERA:</small>    | 1.0 |     | 3  | 0 | 0 | 0  | 1  | 0  | 0   | 0   | 0   | 0  | 0  | 8  | 13 | 0.00 | 0.000 |

| PITCHER | IP | WLS | BF | H | R | ER | SO | BB | IBB | HBP | BLK | WP | HR | S | P | ERA | WHIP |
|---------|----|-----|----|---|---|----|----|----|-----|-----|-----|----|----|---|---|-----|------|
|---------|----|-----|----|---|---|----|----|----|-----|-----|-----|----|----|---|---|-----|------|

**BOTTOM**

**St. Louis Cardinals @ New York Mets**  
 Shea Stadium, Flushing, NY  
 Wed Apr 05 1989, 3:33 AM EDT  
 Att. 17,873 - Overcast - 60 F

livebaseballscorecards.com

|            |           |
|------------|-----------|
| <b>AB</b>  | <b>31</b> |
| <b>R</b>   | <b>1</b>  |
| <b>H</b>   | <b>5</b>  |
| <b>RBI</b> | <b>1</b>  |
| <b>BB</b>  | <b>2</b>  |
| <b>SO</b>  | <b>3</b>  |
| <b>LOB</b> | <b>8</b>  |



|       |        |
|-------|--------|
| WP: 0 | PA: 33 |
| PB: 0 | SB: 0  |
| CS: 0 |        |

| AB | R | H | RBI | BB | SO | LOB |
|----|---|---|-----|----|----|-----|
| 3  | 0 | 0 | 0   | 1  | 0  | 1   |
| 4  | 0 | 0 | 0   | 0  | 0  | 1   |
| 4  | 0 | 2 | 0   | 0  | 0  | 0   |
| 4  | 0 | 1 | 0   | 0  | 1  | 1   |
| 4  | 0 | 1 | 0   | 0  | 0  | 1   |
| 4  | 0 | 1 | 0   | 0  | 0  | 1   |
| 4  | 0 | 0 | 0   | 0  | 1  | 2   |
| 3  | 1 | 0 | 0   | 0  | 0  | 1   |
| 3  | 0 | 1 | 1   | 0  | 1  | 0   |
| 0  | 0 | 0 | 0   | 0  | 0  | 0   |
| 1  | 0 | 0 | 0   | 1  | 0  | 1   |
| 0  | 0 | 0 | 0   | 0  | 0  | 0   |
| 1  | 0 | 0 | 0   | 0  | 0  | 0   |

| Batter  | 1                  | 2                  | 3           | 4             | 5             | 6           | 7             | 8               | 9 |
|---|--------------------|--------------------|-------------|---------------|---------------|-------------|---------------|-----------------|---|
| Lenny Dykstra, L (1, 8)<br>C X  | 0-1<br>F8 ①        |                    | 1-2<br>P4 ① |               | 2-1<br>G3 ③   |             |               | 4-2<br>BB       |   |
| Gregg Jefferies, S (1, 4)<br>F B B S X  | 2-2<br>G3-1 ②      |                    | 0-1<br>F7 ② |               | 0-1<br>L9 ①   |             |               | 1-0<br>L9 ③     |   |
| Keith Hernandez, L (1, 3)<br>C B B X  | 2-1<br>FC6-4<br>1B |                    | 2-2<br>P2 ③ |               | 0-1<br>1B     |             |               | 2-2<br>F7 ①     |   |
| Darryl Strawberry, L (1, 9)<br>C S X  | 0-2<br>FC6-4 ③     |                    |             | 3-3<br>K ①    | 2-1<br>G4-3 ③ |             |               | 0-1<br>F8<br>2B |   |
| Kevin McReynolds, R (1, 7)<br>F X   |                    | 0-1<br>FC5-4<br>1B |             | 0-0<br>F8 ②   |               | 0-0<br>F8 ① |               | 0-1<br>F8 ②     |   |
| Gary Carter, R (1, 2)<br>C C C X  |                    | 0-3<br>K ①         |             | 1-2<br>G1-3 ③ |               | 2-2<br>P5 ② |               | 0-0<br>P2 ③     |   |
| Howard Johnson, S (1, 5)<br>(9, 6)<br>B C X   |                    | 1-1<br>FC5-4<br>2B |             |               | 0-1<br>G4-3 ① |             | 2-2<br>G1-3 ③ |                 |   |
| Kevin Elster, R (1, 6)<br>Randy Myers, L (9, 1)<br>C B B C X                              |                    | 1-2<br>1-H<br>2B   |             |               | 2-2<br>F7 ②   |             |               | 1-3<br>K ①      |   |
| Bob Ojeda, L (1, 1)<br>Roger McDowell, R (7, 1)<br>Dave Magadan, L (8, PH)<br>(9, 5)<br>X |                    | 0-0<br>F7 ③        |             |               | 4-2<br>BB     |             |               | 1-1<br>G4-3 ②   |   |

| Inning | R | H | E | K | S  | H | LOB | BB | P  |
|--------|---|---|---|---|----|---|-----|----|----|
| 1      | 0 | 1 | 0 | 0 | 10 | 2 | 1   | 0  | 14 |
| 2      | 1 | 2 | 0 | 1 | 12 | 1 | 1   | 0  | 14 |
| 3      | 0 | 0 | 0 | 1 | 8  | 0 | 0   | 0  | 11 |
| 4      | 0 | 0 | 0 | 1 | 8  | 0 | 0   | 0  | 12 |
| 5      | 0 | 0 | 0 | 0 | 11 | 0 | 1   | 1  | 19 |
| 6      | 0 | 1 | 0 | 0 | 6  | 0 | 0   | 0  | 8  |
| 7      | 0 | 0 | 0 | 0 | 8  | 0 | 0   | 0  | 12 |
| 8      | 0 | 0 | 0 | 1 | 8  | 0 | 1   | 1  | 15 |
| 9      | 0 | 1 | 0 | 0 | 8  | 0 | 1   | 0  | 10 |

| PITCHER                            | IP  | WLS | BF | H | R | ER | SO | BB | IBB | HBP | BLK | WP | HR | S  | P   | ERA  | WHIP  |
|------------------------------------|-----|-----|----|---|---|----|----|----|-----|-----|-----|----|----|----|-----|------|-------|
| Jose DeLeon, R (1, 1)<br>ERA: 1.13 | 8.0 | W   | 29 | 4 | 1 | 1  | 3  | 2  | 0   | 0   | 0   | 0  | 0  | 71 | 105 | 1.12 | 0.750 |
| Ken Dayley, L (9, 1)<br>ERA:       | 0.1 |     | 2  | 1 | 0 | 0  | 0  | 0  | 0   | 0   | 0   | 0  | 0  | 5  | 7   | 0.00 | 3.000 |
| Todd Worrell, R (9, 1)<br>ERA: 5.4 | 0.2 | S   | 2  | 0 | 0 | 0  | 0  | 0  | 0   | 0   | 0   | 0  | 0  | 3  | 3   | 0.00 | 0.000 |

|       |        |
|-------|--------|
| 1B: 3 | SF: 0  |
| 2B: 2 | SAC: 0 |
| 3B: 0 | DP: 0  |
| HR: 0 | HBP: 0 |

| WP | HR | S | P | ERA | WHIP |
|----|----|---|---|-----|------|
| 0  | 0  | 0 | 0 |     |      |

| Batter   | 1   | 2   | 3  | 4   | 5   | 6   | 7  | 8   | 9   | AB R H RBI BB SO LOB  | TOP   |   |  |
|--|---|---|--|---|---|---|--|---|---|---|---|---|--|
| Mookie Wilson, S (1, 8)<br>OBP: 0.125, SLG: 0.125<br>Sid Fernandez, L (5, 1)<br>Mackey Sasser, L (7, PH)<br>Terry Leach, R (7, 1)<br>Dave Magadan, L (9, PH) | 1-2<br>G6-3   |   | 0-0<br>G4-3  |   | 0-1<br>FC4-6  |   | 4-2<br>BB  |   | 0-2<br>E1   | 3 0 0 0 0 0 1<br>0 0 0 0 0 0 0<br>0 0 0 0 1 0 0<br>0 0 0 0 0 0 0<br>1 0 0 0 0 0 2 | <p><b>New York Mets @ Montreal Expos</b><br/>Olympic Stadium, Montreal, QB</p> <p>Fri Apr 07 1989, 7:05 PM EDT<br/>Att. 17,263 - Unknown - 50 F</p> |   |  |
| Gregg Jefferies, S (1, 4)<br>OBP: 0.308, SLG: 0.333  | 2-2<br>F7   |   | 2-0<br>S<br>1B                                       |   | 3-2<br>F7   |   | 0-1<br>P4  |   | 0-0<br>FC4-6  | 5 0 1 1 0 0 4   |   |   |  |
| Keith Hernandez, L (1, 3)<br>OBP: 0.231, SLG: 0.167  | 4-2<br>BB   |   | 2-2<br>P4  |   | 3-2<br>F8   |   | 0-0<br>F9  |   | 2-2<br>FC4-6  | 4 0 0 1 1 0 4   |   |   |  |
| Darryl Strawberry, L (1, 9)<br>OBP: 0.538, SLG: 0.727  | 3-3<br>K  |   |  | 1-2<br>2B<br>1B                                       |   | 3-1<br>F7   |  | 2-3<br>K  | 4-0<br>BB   | 4 1 1 0 1 2 1   |   |   |  |
| Kevin McReynolds, R (1, 7)<br>OBP: 0.308, SLG: 0.333   |   | 2-2<br>F9   |  | 0-0<br>G6-3<br>1-H<br>2B                              |   | 0-3<br>K  |  | 0-0<br>E1   | 0-0<br>F7   | 5 0 1 1 0 1 2   |   |   |  |
| Gary Carter, R (1, 2)<br>OBP: 0.167, SLG: 0.091  |   | 0-0<br>F8   |  | 1-0<br>G6-3   |   | 0-1<br>2B<br>1B                                       |  | 1-0<br>F8   |   | 4 0 1 0 0 0 2   |   |   |  |
| Howard Johnson, S (1, 5)<br>OBP: 0.455, SLG: 0.800   |   | 4-2<br>S<br>BB  |  | 2-3<br>K  |   | 0-2<br>2B   |  | 0-0<br>F9   |   | 3 0 1 0 1 1 2   |   |   |  |
| Kevin Elster, R (1, 6)<br>OBP: 0.455, SLG: 0.636   |   | 3-2<br>G4-3   |  | 0-2<br>G4-3   |   | 2-1<br>G6-3   |  |   | 0-1<br>E<br>FC4-6<br>2B                               | 4 1 1 0 0 0 4   |   |   |  |
| Ron Darling, R (1, 1)<br>Rick Aguilera, R (3, 1)<br>Lenny Dykstra, L (5, PH)<br>(5, 8)   |   |   | 0-1<br>G3  |   | 3-2<br>FC4-6<br>1B                                    |   | 2-1<br>G3  |   | 4-0<br>FC4-6<br>E<br>FC4-6<br>BB                      | 1 0 0 0 0 0 0<br>0 0 0 0 0 0 0<br>2 1 1 0 1 0 0                                   |   |   |  |
| <b>Inning Stats</b>  | R: 0 H: 0<br>E: 0 LOB: 1<br>K: 1 BB: 1<br>S: 14 P: 24 | R: 0 H: 0<br>E: 0 LOB: 1<br>K: 0 BB: 1<br>S: 10 P: 19 | R: 0 H: 1<br>E: 0 LOB: 1<br>K: 0 BB: 0<br>S: 7 P: 11 | R: 1 H: 2<br>E: 0 LOB: 1<br>K: 1 BB: 0<br>S: 12 P: 16 | R: 0 H: 1<br>E: 0 LOB: 1<br>K: 0 BB: 0<br>S: 11 P: 20 | R: 0 H: 2<br>E: 0 LOB: 2<br>K: 1 BB: 0<br>S: 12 P: 17 | R: 0 H: 0<br>E: 0 LOB: 1<br>K: 0 BB: 1<br>S: 8 P: 14 | R: 0 H: 0<br>E: 1 LOB: 1<br>K: 1 BB: 0<br>S: 6 P: 9 | R: 2 H: 1<br>E: 1 LOB: 2<br>K: 0 BB: 2<br>S: 10 P: 20 | 1B: 4 SF: 0<br>2B: 3 SAC: 0<br>3B: 0 DP: 0<br>HR: 0 HBP: 0                        |   | WP: 0 PA: 41<br>PB: 0<br>SB: 3<br>CS: 0 |  |
| <b>PITCHER</b><br>Kevin Gross, R (1, 1)<br>ERA: 2.25<br>Andy McGaffigan, R (9, 1)<br>ERA:  | IP WLS BF H R ER SO BB IBB HBP BLK WP HR S P ERA WHIP | 8.0 W 36 7 3 2 4 4 0 0 0 0 0 0 82 136 2.25 1.375      | 1.0 5 0 0 0 0 1 0 0 0 0 0 0 8 14 0.00 1.000          |   |   |   |  |   |   |   |   |   |  |

livebaseballscorecards.com

|     |    |
|-----|----|
| AB  | 36 |
| R   | 3  |
| H   | 7  |
| RBI | 3  |
| BB  | 5  |
| SO  | 4  |
| LOB | 22 |



**BOTTOM**

**New York Mets @ Montreal Expos**  
**Olympic Stadium, Montreal, QB**

Fri Apr 07 1989, 7:05 PM EDT  
 Att: 17,263 - Unknown - 50 F

livebaseballscorecards.com

|            |           |
|------------|-----------|
| <b>AB</b>  | <b>29</b> |
| <b>R</b>   | <b>7</b>  |
| <b>H</b>   | <b>8</b>  |
| <b>RBI</b> | <b>6</b>  |
| <b>BB</b>  | <b>3</b>  |
| <b>SO</b>  | <b>8</b>  |
| <b>LOB</b> | <b>6</b>  |



|       |        |       |        |
|-------|--------|-------|--------|
| 1B: 7 | SF: 0  | WP: 1 | PA: 34 |
| 2B: 0 | SAC: 0 | PB: 0 |        |
| 3B: 0 | DP: 1  | SB: 2 |        |
| HR: 1 | HBP: 2 | CS: 1 |        |

AB R H RBI BB SO LOB

|   |   |   |   |   |   |   |
|---|---|---|---|---|---|---|
| 3 | 1 | 0 | 0 | 1 | 1 | 1 |
| 4 | 1 | 1 | 1 | 0 | 0 | 0 |
| 4 | 1 | 1 | 0 | 0 | 3 | 0 |
| 2 | 1 | 1 | 0 | 1 | 0 | 0 |
| 3 | 1 | 1 | 1 | 0 | 1 | 1 |
| 3 | 1 | 1 | 2 | 1 | 0 | 1 |
| 4 | 1 | 1 | 2 | 0 | 1 | 1 |
| 3 | 0 | 1 | 0 | 0 | 0 | 0 |
| 3 | 0 | 1 | 0 | 0 | 2 | 2 |
| 0 | 0 | 0 | 0 | 0 | 0 | 0 |

|       |        |
|-------|--------|
| 1B: 7 | SF: 0  |
| 2B: 0 | SAC: 0 |
| 3B: 0 | DP: 1  |
| HR: 1 | HBP: 2 |

| Batter   | 1           | 2                                   | 3                            | 4         | 5                    | 6        | 7           | 8 | 9 |
|--|-------------|-------------------------------------|------------------------------|-----------|----------------------|----------|-------------|---|---|
| <b>Otis Nixon, S</b><br>OBP: 0.250, SLG: 0.286 (1, 8)        | 0-0<br>G1-3 |                                     | 4-2<br>S<br>1B<br>BB         | 3-2<br>F7 |                      | 3-3<br>K |             |   |   |
| <b>Tom Foley, L</b><br>OBP: 0.273, SLG: 0.636 (1, 4)         | 3-2<br>F9   |                                     | 2-1<br>1B<br>HBP<br>1B       | 0-0<br>F7 |                      |          | 1-2<br>F8   |   |   |
| <b>Hubie Brooks, R</b><br>OBP: 0.375, SLG: 0.333 (1, 9)      | 1-3<br>K2-3 |                                     | 0-0<br>HBP<br>1B<br>BB<br>1B | 1-3<br>K  |                      |          | 0-3<br>K    |   |   |
| <b>Tim Raines, S</b><br>OBP: 0.412, SLG: 0.250 (1, 7)        |             | 1-0<br>CS<br>1B                     | 4-2<br>HBP<br>1B<br>BB       |           | 2-2<br>G5-4-3<br>HBP |          | 2-1<br>G3-1 |   |   |
| <b>Andres Galarraga, R</b><br>OBP: 0.400, SLG: 0.333 (1, 3)  |             | 1 SAFE<br>0-1<br>E<br>S<br>WP<br>1B | 2-2<br>1B<br>HBP             |           | 3-3<br>K             |          | 3-2<br>G4-3 |   |   |
| <b>Tim Wallach, R</b><br>OBP: 0.333, SLG: 0.231 (1, 5)       |             | 4-2<br>1-H<br>HR<br>BB              | 1-1<br>1B<br>HBP<br>1B       |           | 0-0<br>G5-4-3        |          | 0-1<br>F9   |   |   |
| <b>Nelson Santovenia, R</b><br>OBP: 0.333, SLG: 0.444 (1, 2) |             | 1-2<br>1-H<br>HR                    | 2-2<br>F9                    |           | 0-1<br>F9            |          | 2-3<br>K    |   |   |
| <b>Spike Owen, S</b><br>OBP: 0.250, SLG: 0.417 (1, 6)        |             | 1-1<br>G4-3                         | 1-0<br>1B                    |           | 1-2<br>G4-3          |          |             |   |   |
| <b>Kevin Gross, R</b><br>OBP: 0.333, SLG: 0.333 (1, 1)       |             | 2-3<br>K                            | 1-3<br>K                     |           | 1-2<br>1B            |          |             |   |   |
| <b>Andy McGaffigan, R</b><br>(9, 1)                          |             |                                     |                              |           |                      |          |             |   |   |

| Inning Stats | R: 0 | H: 0 | E: 0 | K: 1 | S: 7  | LOB: 0 | BB: 0 | P: 11 |
|--------------|------|------|------|------|-------|--------|-------|-------|
|              | R: 3 | H: 3 | E: 0 | K: 1 | S: 15 | LOB: 0 | BB: 1 | P: 24 |
|              | R: 4 | H: 4 | E: 0 | K: 1 | S: 23 | LOB: 2 | BB: 2 | P: 38 |
|              | R: 0 | H: 0 | E: 0 | K: 1 | S: 12 | LOB: 0 | BB: 0 | P: 16 |
|              | R: 0 | H: 0 | E: 0 | K: 1 | S: 6  | LOB: 0 | BB: 0 | P: 11 |
|              | R: 0 | H: 1 | E: 0 | K: 1 | S: 14 | LOB: 1 | BB: 0 | P: 19 |
|              | R: 0 | H: 0 | E: 0 | K: 1 | S: 8  | LOB: 0 | BB: 0 | P: 11 |
|              | R: 0 | H: 0 | E: 0 | K: 1 | S: 9  | LOB: 0 | BB: 0 | P: 14 |

| PITCHER                                    | IP  | WLS | BF | H | R | ER | SO | BB | IBB | HBP | BLK | WP | HR | S  | P  | ERA   | WHIP  |
|--|-----|-----|----|---|---|----|----|----|-----|-----|-----|----|----|----|----|-------|-------|
| <b>Ron Darling, R</b><br>ERA: 27.0 (1, 1)  | 2.0 | L   | 12 | 5 | 6 | 6  | 2  | 2  | 0   | 0   | 0   | 1  | 1  | 30 | 47 | 27.00 | 3.500 |
| <b>Rick Aguilera, R</b><br>ERA: 4.5 (3, 1) | 2.0 |     | 9  | 2 | 1 | 1  | 2  | 1  | 0   | 1   | 0   | 0  | 0  | 27 | 42 | 4.50  | 1.500 |
| <b>Sid Fernandez, L</b><br>ERA: (5, 1)     | 2.0 |     | 7  | 1 | 0 | 0  | 2  | 0  | 0   | 1   | 0   | 0  | 0  | 20 | 30 | 0.00  | 0.500 |
| <b>Terry Leach, R</b><br>ERA: (7, 1)       | 2.0 |     | 6  | 0 | 0 | 0  | 2  | 0  | 0   | 0   | 0   | 0  | 0  | 17 | 25 | 0.00  | 0.000 |

| Batter  | 1                    | 2           | 3                | 4           | 5                | 6           | 7                         | 8                       | 9          | AB R H RBI BB SO LOB                            |
|---|----------------------|-------------|------------------|-------------|------------------|-------------|---------------------------|-------------------------|------------|---|
| Lenny Dykstra, L<br>OBP: 0.417, SLG: 0.375<br>(1, 8)                                    | 4-1<br>G3-1 F7<br>BB | 0-0<br>F7   |                  |             | 1-0<br>E<br>2B   |             | 0-2<br>SF9                |                         | 0-2<br>P6  | 3 0 1 1 1 0 2                                   |
| Gregg Jefferies, S<br>OBP: 0.235, SLG: 0.250<br>(1, 4)                                  | 1-0<br>F7<br>1-2     |             | 2-0<br>G4-3      |             | 3-2<br>E1<br>2-3 |             | 0-1<br>F8                 |                         |            | 4 0 0 0 0 0 2                                   |
| Keith Hernandez, L<br>OBP: 0.294, SLG: 0.200<br>(1, 3)                                  | 4-1<br>G3-1<br>BB    |             | 0-0<br>G3<br>1B  |             | 0-0<br>P6        |             |                           | 0-0<br>L6               |            | 3 0 1 0 1 0 2                                   |
| Darryl Strawberry, L<br>OBP: 0.412, SLG: 0.533<br>(1, 9)                                | 1-2<br>G3-1<br>2-3   |             | 1-1<br>G3<br>1-2 |             | 1-0<br>G4-3      |             |                           | 2-3<br>K                |            | 4 0 0 0 0 1 5                                   |
| Kevin McReynolds, R<br>OBP: 0.294, SLG: 0.267<br>Roger McDowell, R<br>(8, 1)            | 4-1<br>BB            |             | 1-3<br>K         |             |                  | 2-3<br>K    |                           | 1-0<br>G4-3             |            | 3 0 0 0 1 2 1<br>0 0 0 0 0 0 0                  |
| Howard Johnson, S<br>OBP: 0.400, SLG: 0.643<br>(1, 5)                                   | 0-2<br>F8            |             | 2-2<br>G3        |             | 1-3<br>K         |             |                           | 2-2<br>E S<br>SF7<br>1B |            | 4 1 1 0 0 1 3                                   |
| Barry Lyons, R<br>Mackey Sasser, L<br>(9, PH)   |                      | 0-1<br>G6-3 |                  | 1-0<br>F8   |                  | 2-2<br>G1-3 |                           | 2-3<br>K                |            | 3 0 0 0 0 0 0<br>1 0 0 0 0 1 1                  |
| Kevin Elster, R<br>OBP: 0.500, SLG: 0.692<br>Dave Magadan, L<br>(9, PH)                 |                      | 4-0<br>BB   |                  | 0-0<br>G4-3 |                  |             | 1-2<br>SH1-4<br>SF9<br>2B |                         | 4-2<br>BB  | 2 1 1 0 1 0 0<br>0 0 0 0 1 0 0                  |
| David Cone, L<br>Randy Myers, L<br>Mookie Wilson, S<br>OBP: 0.111, SLG: 0.125<br>(8, 7) |                      | 0-2<br>P7   |                  | 1-0<br>G3   |                  |             | 0-1<br>SH1-4              |                         | 1-1<br>SF7 | 2 0 0 0 0 0 1<br>0 0 0 0 0 0 0<br>0 0 0 1 0 0 0 |

| Inning Stats | R: 0 | H: 0 | E: 0 | K: 0 | S: 13 | P: 27 | R: 0 | H: 0 | E: 0 | K: 0 | S: 6 | P: 10 | R: 0 | H: 1 | E: 0 | K: 1 | S: 7 | P: 11 | R: 0 | H: 0 | E: 0 | K: 0 | S: 5 | P: 8 | R: 0 | H: 1 | E: 1 | K: 0 | S: 14 | P: 20 | R: 0 | H: 0 | E: 0 | K: 2 | S: 9 | P: 14 | R: 1 | H: 1 | E: 0 | K: 0 | S: 10 | P: 11 | R: 0 | H: 0 | E: 0 | K: 1 | S: 6 | P: 9 | R: 1 | H: 1 | E: 0 | K: 1 | S: 14 | P: 23 | 1B: 2 | SF: 2 | 2B: 2 | SAC: 1 | 3B: 0 | DP: 0 | HR: 0 | HBP: 0 | WP: 0 | PA: 37 |
|--------------|------|------|------|------|-------|-------|------|------|------|------|------|-------|------|------|------|------|------|-------|------|------|------|------|------|------|------|------|------|------|-------|-------|------|------|------|------|------|-------|------|------|------|------|-------|-------|------|------|------|------|------|------|------|------|------|------|-------|-------|-------|-------|-------|--------|-------|-------|-------|--------|-------|--------|
|--------------|------|------|------|------|-------|-------|------|------|------|------|------|-------|------|------|------|------|------|-------|------|------|------|------|------|------|------|------|------|------|-------|-------|------|------|------|------|------|-------|------|------|------|------|-------|-------|------|------|------|------|------|------|------|------|------|------|-------|-------|-------|-------|-------|--------|-------|-------|-------|--------|-------|--------|


| PITCHER                     | IP     | WLS | BF | H  | R | ER | SO | BB | IBB | HBP | BLK | WP | HR | S  | P  | ERA  | WHIP  |
|-----------------------------|--------|-----|----|----|---|----|----|----|-----|-----|-----|----|----|----|----|------|-------|
| Bryn Smith, R<br>ERA:       | (1, 1) | 5.0 |    | 22 | 2 | 0  | 0  | 1  | 4   | 0   | 0   | 0  | 0  | 45 | 76 | 0.00 | 1.200 |
| Gene Harris, R<br>ERA: 3.0  | (6, 1) | 2.0 | W  | 7  | 1 | 1  | 2  | 0  | 0   | 0   | 0   | 0  | 0  | 19 | 25 | 4.50 | 0.500 |
| Joe Hesketh, L<br>ERA: 7.71 | (8, 1) | 1.0 |    | 4  | 1 | 1  | 0  | 1  | 0   | 0   | 0   | 0  | 0  | 9  | 14 | 0.00 | 1.000 |
| Tim Burke, R<br>ERA:        | (9, 1) | 1.0 | S  | 4  | 0 | 0  | 1  | 1  | 0   | 0   | 0   | 0  | 0  | 11 | 18 | 0.00 | 1.000 |

## New York Mets @ Montreal Expos

### Olympic Stadium, Montreal, QB


Sat Apr 08 1989, 3:33 AM EDT  
Att. 23,506 - Unknown - 50 F

|            |           |
|------------|-----------|
| <b>AB</b>  | <b>29</b> |
| <b>R</b>   | <b>2</b>  |
| <b>H</b>   | <b>4</b>  |
| <b>RBI</b> | <b>2</b>  |
| <b>BB</b>  | <b>5</b>  |
| <b>SO</b>  | <b>5</b>  |
| <b>LOB</b> | <b>17</b> |







| Batter   | 1   | 2  | 3  | 4   | 5  | 6  | 7   | 8  | 9  | AB R H RBI BB SO LOB                                       | TOP   |
|--|---|--|--|---|--|--|---|--|--|--|---|
| Mookie Wilson, S (1, 8)<br>OBP: 0.214, SLG: 0.231<br>Randy Myers, L (9, 1)                                   | 0-2<br>CS<br>1B                                       |  | 1-2<br>1B  |   | 1-1<br>FC3-2<br>E                                    |  | 0-2<br>G5-3   |  | 3-2<br>F8  | 5 1 2 0 0 0 4<br>0 0 0 0 0 0 0                             |   |
| Gregg Jefferies, S (1, 4)<br>OBP: 0.286, SLG: 0.350  | 3-2<br>BLK<br>1B                                      |  | 2-1<br>F7  |   | 0-0<br>E9<br>2B                                      |  |   | 2-1<br>L9  |  | 4 0 2 1 0 0 1  |   |
| Keith Hernandez, L (1, 3)<br>OBP: 0.286, SLG: 0.263  | 1-3<br>K<br>1-2                                       |  | 2-2<br>P5  |   | 0-0<br>F7  |  |   | 1-1<br>2B  |  | 4 0 1 0 0 1 3  |   |
| Darryl Strawberry, L (1, 9)<br>OBP: 0.333, SLG: 0.421  | 2-3<br>K  |  |  | 1-0<br>F8   |  | 1-3<br>K   |   | 1-0<br>F8  |  | 4 0 0 0 0 2 2  |   |
| Kevin McReynolds, R (1, 7)<br>OBP: 0.286, SLG: 0.263   |   | 0-1<br>L7  |  | 3-2<br>E S<br>1B                                      |  | 1-0<br>G5-3  |   | 1-1<br>F9  |  | 4 0 1 0 0 0 1  |   |
| Gary Carter, R (1, 2)<br>OBP: 0.188, SLG: 0.071<br>Lenny Dykstra, L (9, PR)<br>OBP: 0.417, SLG: 0.375 (9, 8) |   | 1-0<br>P2  |  | 2-3<br>K  |  | 2-0<br>F7  |   |  | 4-1<br>SH3-4<br>2B<br>BB                             | 3 0 0 0 1 1 1<br>0 1 0 0 0 0 0                             |   |
| Howard Johnson, S (1, 5)<br>OBP: 0.389, SLG: 0.647<br>Dave Magadan, L (8, 5)                                 |   | 0-0<br>2B  |  | 2-3<br>K  |  | 0-0<br>L9  |   | 1-0<br>SH3-4   |  | 3 0 1 0 0 1 1<br>0 0 0 0 0 0 0                             | AB 35<br>R 2<br>H 10<br>RBI 2<br>BB 1<br>SO 5<br>LOB 17                               |
| Kevin Elster, R (1, 6)<br>OBP: 0.500, SLG: 0.824   |   | 3-2<br>G4-3  |  | 1-3<br>K  |  | 2-1<br>FC3-2<br>3B                                   |   | 0-1<br>F9  |  | 4 0 2 1 0 0 1  |   |
| Dwight Gooden, R (1, 1)<br>OBP: 0.167, SLG: 0.400<br>Lee Mazzilli, S (9, PH)<br>Barry Lyons, R (9, 2)        |   |  | 0-0<br>G3-1  |   | 0-1<br>G3  |  | 0-0<br>2B   | 1-1<br>G4-3  |  | 3 0 1 0 0 0 1<br>1 0 0 0 0 0 2<br>0 0 0 0 0 0 0            |  |
| Inning Stats   | R: 0 H: 2<br>E: 0 LOB: 1<br>K: 2 BB: 0<br>S: 14 P: 19 | R: 0 H: 1<br>E: 0 LOB: 1<br>K: 0 BB: 0<br>S: 7 P: 11 | R: 0 H: 1<br>E: 0 LOB: 1<br>K: 0 BB: 0<br>S: 9 P: 14 | R: 0 H: 1<br>E: 0 LOB: 1<br>K: 2 BB: 0<br>S: 10 P: 18 | R: 1 H: 2<br>E: 1 LOB: 1<br>K: 0 BB: 0<br>S: 8 P: 11 | R: 0 H: 0<br>E: 0 LOB: 0<br>K: 1 BB: 0<br>S: 6 P: 10 | R: 0 H: 1<br>E: 0 LOB: 1<br>K: 0 BB: 0<br>S: 7 P: 7 | R: 0 H: 1<br>E: 0 LOB: 1<br>K: 0 BB: 0<br>S: 7 P: 12 | R: 1 H: 1<br>E: 0 LOB: 2<br>K: 0 BB: 1<br>S: 9 P: 19 | 1B: 4 SF: 0<br>2B: 5 SAC: 1<br>3B: 1 DP: 0<br>HR: 0 HBP: 0 | WP: 0 PA: 37<br>PB: 0<br>SB: 1<br>CS: 1   |
| PITCHER<br>Dennis Martinez, R (1, 1)<br>ERA: 2.4<br>Andy McGaffigan, R (9, 1)<br>ERA: 2.45                   | IP WLS BF H R ER SO BB IBB HBP BLK WP HR S P ERA WHIP | 8.0 32 9 1 1 5 0 0 0 1 0 0 68 102 1.12 1.125         | 1.0 L 5 1 1 1 0 1 0 0 0 0 0 0 9 19 9.00 2.000        |   |  |  |   |  |  |  |   |

New York Mets @ Montreal Expos  
Olympic Stadium, Montreal, QB  
Sun Apr. 09 1989, 3:33 AM EDT  
Att. 23,662 - Dome

livebaseballscorecards.com

**BOTTOM**

**New York Mets @ Montreal Expos**  
 Olympic Stadium, Montreal, QB

Sun Apr 09 1989, 3:33 AM EDT  
 Att. 23,662 - Dome

[livebaseballscores.com](http://livebaseballscores.com)

|            |           |
|------------|-----------|
| <b>AB</b>  | <b>29</b> |
| <b>R</b>   | <b>1</b>  |
| <b>H</b>   | <b>3</b>  |
| <b>RBI</b> | <b>1</b>  |
| <b>BB</b>  | <b>1</b>  |
| <b>SO</b>  | <b>10</b> |
| <b>LOB</b> | <b>6</b>  |



| AB | R | H | RBI | BB | SO | LOB |
|----|---|---|-----|----|----|-----|
| 4  | 0 | 0 | 0   | 0  | 2  | 0   |
| 3  | 0 | 0 | 0   | 0  | 1  | 0   |
| 1  | 0 | 0 | 0   | 0  | 1  | 0   |
| 3  | 0 | 0 | 0   | 0  | 2  | 0   |
| 1  | 0 | 0 | 0   | 0  | 1  | 0   |
| 3  | 1 | 1 | 1   | 0  | 1  | 0   |
| 2  | 0 | 1 | 0   | 1  | 0  | 0   |
| 3  | 0 | 0 | 0   | 0  | 0  | 3   |
| 3  | 0 | 1 | 0   | 0  | 0  | 1   |
| 3  | 0 | 0 | 0   | 0  | 0  | 1   |
| 2  | 0 | 0 | 0   | 0  | 2  | 1   |
| 1  | 0 | 0 | 0   | 0  | 0  | 0   |
| 0  | 0 | 0 | 0   | 0  | 0  | 0   |

|       |        |
|-------|--------|
| WP: 0 | PA: 31 |
| PB: 0 |        |
| SB: 0 |        |
| CS: 3 |        |

| Batter   | 1        | 2        | 3            | 4      | 5                             | 6        | 7      | 8        | 9     |
|--|----------|----------|--------------|--------|-------------------------------|----------|--------|----------|-------|
| Tim Raines, S (1, 7)<br>OBP: 0.360, SLG: 0.211                                       | 1-3 K    |          | 1-1 CS       | 0-0 F7 |                               | 0-0 P6   |        |          | 2-3 K |
| Dave Martinez, L (1, 8)<br>Damaso Garcia, R (9, PH)<br>OBP: 0.286, SLG: 0.286        | 2-2 G1-3 |          |              | 3-2 F7 |                               |          | 2-3 K  |          | 0-3 K |
| Mike Aldrete, L (1, 3)<br>Andres Galarraga, R (9, PH)<br>OBP: 0.350, SLG: 0.294      | 2-2 G6-3 |          |              | 0-3 K  |                               |          | 1-3 K  |          | 2-3 K |
| Hubie Brooks, R (1, 9)<br>OBP: 0.348, SLG: 0.455                                     |          | 1-3 K    |              |        | 2-1 E5<br>CS 1B               |          | 0-1 HR |          |       |
| Tim Wallach, R (1, 5)<br>OBP: 0.409, SLG: 0.368                                      |          | 1-0 G5-3 |              |        | 0-0 1 SAFE<br>1 SAFE<br>CS 1B |          | 4-0 BB |          |       |
| Tom Foley, L (1, 4)<br>OBP: 0.222, SLG: 0.444  |          | 2-2 G6-3 |              |        | 1-0 F7<br>1-2 2-3             |          | 1-2 L7 |          |       |
| Nelson Santovenia, R (1, 2)<br>OBP: 0.389, SLG: 0.467                                |          |          | 0-1 CS<br>1B |        | 1-0 F9                        |          |        | 0-2 G6-3 |       |
| Spike Owen, S (1, 6)<br>OBP: 0.222, SLG: 0.313                                       |          |          | 1-2 F7       |        |                               | 1-0 G4-3 |        | 1-1 F8   |       |
| Dennis Martinez, R (1, 1)<br>Wallace Johnson, S (8, PH)<br>Andy McGaffigan, R (9, 1) |          |          | 0-3 K        |        |                               | 2-3 K    |        | 1-0 G4-3 |       |

| Inning Stats | R: 0 | H: 0 | E: 0 | LOB: 0 | K: 1 | S: 10 | P: 15 |
|--------------|------|------|------|--------|------|-------|-------|
|              | 0    | 0    | 0    | 0      | 0    | 0     | 15    |
|              | 0    | 0    | 0    | 0      | 1    | 8     | 12    |
|              | 0    | 1    | 0    | 0      | 1    | 9     | 11    |
|              | 0    | 0    | 0    | 0      | 1    | 9     | 12    |
|              | 0    | 1    | 1    | 0      | 0    | 5     | 9     |
|              | 0    | 0    | 0    | 0      | 1    | 8     | 11    |
|              | 1    | 1    | 0    | 1      | 2    | 14    | 21    |
|              | 0    | 0    | 0    | 0      | 6    | 8     | 8     |
|              | 0    | 0    | 0    | 0      | 3    | 11    | 15    |

| PITCHER                             | IP  | WLS | BF | H | R | ER | SO | BB | IBB | HBP | BLK | WP | HR | S  | P  | ERA  | WHIP  |
|-------------------------------------|-----|-----|----|---|---|----|----|----|-----|-----|-----|----|----|----|----|------|-------|
| Dwight Gooden, R (1, 1)<br>ERA: 2.4 | 8.0 | W   | 27 | 3 | 1 | 1  | 7  | 1  | 0   | 0   | 0   | 0  | 1  | 69 | 99 | 1.12 | 0.500 |
| Randy Myers, L (9, 1)<br>ERA:       | 1.0 | S   | 3  | 0 | 0 | 0  | 3  | 0  | 0   | 0   | 0   | 0  | 0  | 11 | 15 | 0.00 | 0.000 |

|       |        |
|-------|--------|
| WP: 0 | PA: 31 |
| PB: 0 |        |
| SB: 0 |        |
| CS: 3 |        |

| Batter   | 1   | 2                                | 3                            | 4                               | 5                            | 6                                | 7                            | 8                                | 9                             | 10                               | 11                           | AB R H RBI BB SO LOB             | TOP  |                                  |                              |                                  |                               |                                  |                               |                                  |                              |                                  |                                  |                                    |                                  |        |  |  |
|--|---|----------------------------------|------------------------------|---------------------------------|------------------------------|----------------------------------|------------------------------|----------------------------------|-------------------------------|----------------------------------|------------------------------|----------------------------------|--|----------------------------------|------------------------------|----------------------------------|-------------------------------|----------------------------------|-------------------------------|----------------------------------|------------------------------|----------------------------------|----------------------------------|------------------------------------|----------------------------------|--------|--|--|
| Lenny Dykstra, L<br>OBP: 0.471, SLG: 0.417<br>(1, 8)     | G1-3  |                                  | G3-1                         |                                 | FC1-6<br>FC3<br>1B           |                                  | BB                           |                                  | 0-0<br>1B                     |                                  |                              | 4 0 2 1 1 0 1                    | <p><b>New York Mets @ Pittsburgh Pirates</b><br/> Three Rivers Stadium, Pittsburgh, PA</p> <p>Tue Apr 11 1989, 7:05 PM EDT<br/> Att: 42,910 - Unknown - 43 F</p> |                                  |                              |                                  |                               |                                  |                               |                                  |                              |                                  |                                  |                                    |                                  |        |  |  |
| Gregg Jefferies, S<br>OBP: 0.231, SLG: 0.280<br>(1, 4)   | G1-3  |                                  | L9                           |                                 | FC3<br>FC1-6                 |                                  | G3                           |                                  | K                             |                                  |                              | 5 0 0 1 0 1 5                    |  |                                  |                              |                                  |                               |                                  |                               |                                  |                              |                                  |                                  |                                    |                                  |        |  |  |
| Keith Hernandez, L<br>OBP: 0.269, SLG: 0.217<br>(1, 3)   | BB  |                                  |                              | G4-3                            | FC1-6                        |                                  |                              | L8                               |                               | K                                |                              | 4 0 0 0 1 1 2                    |  |                                  |                              |                                  |                               |                                  |                               |                                  |                              |                                  |                                  |                                    |                                  |        |  |  |
| Darryl Strawberry, L<br>OBP: 0.308, SLG: 0.348<br>(1, 9) | P4  |                                  |                              | G4-3                            | F8                           |                                  |                              | CS<br>BB                         |                               | P3                               |                              | 4 0 0 0 1 0 3                    |  |                                  |                              |                                  |                               |                                  |                               |                                  |                              |                                  |                                  |                                    |                                  |        |  |  |
| Kevin McReynolds, R<br>OBP: 0.269, SLG: 0.217<br>(1, 7)  |   | F8                               |                              | P2                              |                              | F4                               |                              | 4-2<br>BB                        |                               | F9                               |                              | 4 0 0 0 1 0 0                    |  |                                  |                              |                                  |                               |                                  |                               |                                  |                              |                                  |                                  |                                    |                                  |        |  |  |
| Gary Carter, R<br>OBP: 0.190, SLG: 0.105<br>(1, 2)       |   | G5-3                             |                              |                                 | 1B<br>1B                     | K                                |                              | 2-1<br>G1-3                      |                               |                                  | F9                           | 5 1 1 0 0 1 2                    |  |                                  |                              |                                  |                               |                                  |                               |                                  |                              |                                  |                                  |                                    |                                  |        |  |  |
| Dave Magadan, L<br>OBP: 0.250, SLG: 0.286<br>(1, 5)      |   | G1-3                             |                              |                                 | 1B<br>1B<br>2B               | G3                               |                              |                                  | G4-3                          |                                  | L9                           | 5 1 1 0 0 0 0                    |  |                                  |                              |                                  |                               |                                  |                               |                                  |                              |                                  |                                  |                                    |                                  |        |  |  |
| Kevin Elster, R<br>OBP: 0.478, SLG: 0.727<br>(1, 6)      |   |                                  | G3-1<br>SH2-4<br>1B          |                                 | 1B<br>FC3<br>1B              |                                  | G5-3                         |                                  | G4-3                          |                                  | F9                           | 5 1 2 1 0 0 0                    |  |                                  |                              |                                  |                               |                                  |                               |                                  |                              |                                  |                                  |                                    |                                  |        |  |  |
| Bob Ojeda, L<br>(1, 1)                                   |   |                                  | 2-1<br>SH2-4                 |                                 | SH2-4                        |                                  | 1-2<br>G4-3                  |                                  | 4-0<br>1B<br>BB               |                                  |                              | 0 0 0 0 0 0 0                    |  |                                  |                              |                                  |                               |                                  |                               |                                  |                              |                                  |                                  |                                    |                                  |        |  |  |
| Sid Fernandez, L<br>(6, 1)                               |   |                                  |                              |                                 |                              |                                  |                              |                                  |                               |                                  |                              | 1 0 0 0 0 0 0                    |  |                                  |                              |                                  |                               |                                  |                               |                                  |                              |                                  |                                  |                                    |                                  |        |  |  |
| Lee Mazzilli, S<br>(9, PH)                               |   |                                  |                              |                                 |                              |                                  |                              |                                  |                               |                                  |                              | 0 0 0 0 1 0 0                    |  |                                  |                              |                                  |                               |                                  |                               |                                  |                              |                                  |                                  |                                    |                                  |        |  |  |
| Randy Myers, L<br>(9, 1)                                 |   |                                  |                              |                                 |                              |                                  |                              |                                  |                               |                                  |                              | 0 0 0 0 0 0 0                    |  |                                  |                              |                                  |                               |                                  |                               |                                  |                              |                                  |                                  |                                    |                                  |        |  |  |
| <b>Inning Stats</b>                                      | R: 0<br>E: 0<br>K: 0<br>S: 8  | H: 0<br>LOB: 1<br>BB: 1<br>P: 15 | R: 0<br>E: 0<br>K: 0<br>S: 6 | H: 0<br>LOB: 0<br>BB: 0<br>P: 8 | R: 0<br>E: 0<br>K: 0<br>S: 9 | H: 1<br>LOB: 1<br>BB: 0<br>P: 14 | R: 0<br>E: 0<br>K: 0<br>S: 5 | H: 0<br>LOB: 0<br>BB: 0<br>P: 11 | R: 3<br>E: 0<br>K: 0<br>S: 16 | H: 4<br>LOB: 2<br>BB: 0<br>P: 22 | R: 0<br>E: 0<br>K: 1<br>S: 8 | H: 0<br>LOB: 0<br>BB: 0<br>P: 15 | R: 0<br>E: 0<br>K: 0<br>S: 7   | H: 0<br>LOB: 1<br>BB: 1<br>P: 12 | R: 0<br>E: 0<br>K: 0<br>S: 7 | H: 0<br>LOB: 1<br>BB: 2<br>P: 17 | R: 0<br>E: 0<br>K: 1<br>S: 10 | H: 1<br>LOB: 2<br>BB: 1<br>P: 18 | R: 0<br>E: 0<br>K: 1<br>S: 11 | H: 0<br>LOB: 0<br>BB: 0<br>P: 13 | R: 0<br>E: 0<br>K: 0<br>S: 7 | H: 0<br>LOB: 0<br>BB: 0<br>P: 11 | 1B: 5<br>2B: 1<br>3B: 0<br>HR: 0 | SF: 0<br>SAC: 2<br>DP: 0<br>HBP: 0 | WP: 0<br>PB: 0<br>SB: 1<br>CS: 2 | PA: 44 |  |  |
| <b>PITCHER</b>   | IP<br>WLS<br>BF<br>H<br>R<br>ER<br>SO<br>BB<br>IBB<br>HBP<br>BLK<br>WP<br>HR<br>S<br>P<br>ERA<br>WHIP |                                  |                              |                                 |                              |                                  |                              |                                  |                               |                                  |                              |                                  | IP<br>WLS<br>BF<br>H<br>R<br>ER<br>SO<br>BB<br>IBB<br>HBP<br>BLK<br>WP<br>HR<br>S<br>P<br>ERA<br>WHIP  |                                  |                              |                                  |                               |                                  |                               |                                  |                              |                                  |                                  |                                    |                                  |        |  |  |
| Doug Drabek, R<br>ERA: 1.65<br>(1, 1)                    | 7.1   | 32                               | 5                            | 3                               | 3                            | 1                                | 4                            | 0                                | 0                             | 0                                | 0                            | 0                                | 0  | 64                               | 110                          | 3.68                             | 1.227                         |                                  |                               |                                  |                              |                                  |                                  |                                    |                                  |        |  |  |
| Scott Medvin, R<br>ERA:<br>(8, 1)                        | 0.2   | 1                                | 0                            | 0                               | 0                            | 0                                | 0                            | 0                                | 0                             | 0                                | 0                            | 0                                | 0  | 2                                | 4                            | 0.00                             | 0.000                         |                                  |                               |                                  |                              |                                  |                                  |                                    |                                  |        |  |  |
| Bob Kipper, L<br>ERA: 2.08<br>(9, 1)                     | 2.0   | 8                                | 1                            | 0                               | 0                            | 2                                | 1                            | 0                                | 0                             | 0                                | 0                            | 0                                | 0  | 21                               | 31                           | 0.00                             | 1.000                         |                                  |                               |                                  |                              |                                  |                                  |                                    |                                  |        |  |  |
| Jeff Robinson, R<br>ERA: 7.36<br>(11, 1)                 | 1.0   | W 3                              | 0                            | 0                               | 0                            | 0                                | 0                            | 0                                | 0                             | 0                                | 0                            | 0                                | 0  | 7                                | 11                           | 0.00                             | 0.000                         |                                  |                               |                                  |                              |                                  |                                  |                                    |                                  |        |  |  |

livebaseballscorecards.com

|     |    |
|-----|----|
| AB  | 37 |
| R   | 3  |
| H   | 6  |
| RBI | 3  |
| BB  | 5  |
| SO  | 3  |
| LOB | 13 |



| Batter   | 1                         | 2            | 3            | 4               | 5                     | 6         | 7           | 8         | 9                | 10          | 11             | AB R H RBI BB SO LOB |
|--|---------------------------|--------------|--------------|-----------------|-----------------------|-----------|-------------|-----------|------------------|-------------|----------------|----------------------|
| <b>Barry Bonds, L</b><br>OBP: 0.355, SLG: 0.607<br>(1, 7)      | 4-0<br>FC4-6 BB<br>SF7 BB |              | 1-0<br>F8    | 4-0<br>BB       |                       | 3-2<br>P6 |             | 3-1<br>L6 |                  |             | 2-3<br>K       | 4 1 0 0 2 1 0        |
| <b>Jose Lind, R</b><br>OBP: 0.444, SLG: 0.350<br>(1, 4)        | 4-1<br>FC4-6 BB           |              | 1-0<br>1B BB | 1-1<br>G4-3     |                       | 0-1<br>2B |             |           | 4-1<br>1B SF9 BB |             | 0-1<br>G4-3 1B | 4 2 3 0 2 0 2        |
| <b>Andy Van Slyke, L</b><br>OBP: 0.308, SLG: 0.391<br>(1, 8)   | 2-2<br>FC4-6              |              | 4-1<br>1B BB |                 | 0-0<br>G6-3 1B 2B     | 4-2<br>BB |             |           | 0-3<br>K         |             | 3-2<br>G4-3    | 4 1 1 0 2 1 4        |
| <b>Bobby Bonilla, S</b><br>OBP: 0.300, SLG: 0.286<br>(1, 5)    | 1-2<br>SF7                |              | 1-2<br>P6    |                 | 0-2<br>G6-3 1B 2B     | 1-0<br>F8 |             |           | 0-0<br>1B        |             | 0-0<br>1B      | 5 0 2 2 0 0 5        |
| <b>Glenn Wilson, R</b><br>OBP: 0.240, SLG: 0.391<br>(1, 9)     | 0-0<br>G5-3               |              | 0-0<br>1B    |                 | 2-1<br>FC6-4 1B       |           | 1-0<br>F7   |           | 1-0<br>SF9       |             |                | 4 0 2 2 0 0 1        |
| <b>Sid Bream, L</b><br>OBP: 0.286, SLG: 0.320<br>(1, 3)        |                           | 1-0<br>CS 1B | 1-0<br>G3    |                 | 4-0<br>FC6-4 1B BB    |           | 2-0<br>G4-3 |           | 1-3<br>K         |             |                | 4 0 1 0 1 1 4        |
| <b>Junior Ortiz, R</b><br>OBP: 0.111, SLG: 0.111<br>(1, 2)     |                           | 2-2<br>1B    |              | 1-0<br>G5-3     | 0-2<br>FC6-4 1-2F 2-3 |           | 1-0<br>G1-3 |           |                  | 2-2<br>G5-3 |                | 5 0 1 0 0 0 2        |
| <b>Rafael Belliard, R</b><br>OBP: 0.417, SLG: 0.500<br>(8, PH) |                           | 0-0<br>P4    |              | 0-1<br>SH2-4 1B | 1-0<br>G1-3           |           | 2-1<br>L7   |           | 1-0<br>P6        |             |                | 3 0 1 0 0 0 3        |
| <b>John Cangelosi, S</b><br>(8, PH)                            |                           |              |              |                 |                       |           |             |           |                  |             |                | 1 0 0 0 0 0 0        |
| <b>Bob Kipper, R</b><br>(9, 1)                                 |                           |              |              |                 |                       |           |             |           |                  |             |                | 0 0 0 0 0 0 0        |
| <b>R.J. Reynolds, S</b><br>(10, PH)                            |                           |              |              |                 |                       |           |             |           |                  |             |                | 1 0 0 0 0 0 0        |
| <b>Jeff Robinson, R</b><br>(11, 1)                             |                           |              |              |                 |                       |           |             |           |                  |             |                | 0 0 0 0 0 0 0        |
| <b>Doug Drabek, R</b><br>(1, 1)                                |                           | 0-2<br>F9    |              | 2-1<br>SH2-4    |                       | 2-2<br>P3 |             | 2-3<br>K  |                  | 1-3<br>K    |                | 2 0 0 0 0 0 1        |
| <b>Scott Medvin, R</b><br>(8, 1)                               |                           |              |              |                 |                       |           |             |           |                  |             |                | 0 0 0 0 0 0 0        |
| <b>Gary Redus, R</b><br>(8, PH)                                |                           |              |              |                 |                       |           |             |           |                  |             |                | 1 0 0 0 0 1 0        |
| <b>Jay Bell, R</b><br>(9, 6)                                   |                           |              |              |                 |                       |           |             |           |                  |             |                | 1 0 0 0 0 1 0        |

| Inning Stats | R: 1  | H: 0  | E: 0   | K: 0  | S: 8  | H: 0  | LOB: 1 | BB: 2 | P: 19  | R: 0 | H: 2 | E: 0 | K: 0 | S: 8 | H: 2 | LOB: 3 | BB: 1 | P: 16 | R: 0 | H: 1 | E: 0 | K: 0 | S: 7 | H: 2 | LOB: 2 | BB: 1 | P: 15 | R: 1 | H: 2 | E: 0 | K: 0 | S: 10 | H: 2 | LOB: 2 | BB: 1 | P: 17 | R: 0 | H: 1 | E: 0 | K: 0 | S: 13 | H: 0 | LOB: 0 | BB: 0 | P: 7 | R: 0 | H: 0 | E: 0 | K: 1 | S: 7 | H: 0 | LOB: 0 | BB: 0 | P: 14 | R: 1 | H: 1 | E: 0 | K: 2 | S: 9 | H: 1 | LOB: 1 | BB: 1 | P: 15 | R: 0 | H: 0 | E: 0 | K: 1 | S: 8 | H: 0 | LOB: 0 | BB: 0 | P: 12 | R: 1 | H: 2 | E: 0 | K: 1 | S: 9 | H: 2 | LOB: 1 | BB: 0 | P: 14 |
|--------------|-------|-------|--------|-------|-------|-------|--------|-------|--------|------|------|------|------|------|------|--------|-------|-------|------|------|------|------|------|------|--------|-------|-------|------|------|------|------|-------|------|--------|-------|-------|------|------|------|------|-------|------|--------|-------|------|------|------|------|------|------|------|--------|-------|-------|------|------|------|------|------|------|--------|-------|-------|------|------|------|------|------|------|--------|-------|-------|------|------|------|------|------|------|--------|-------|-------|
| 1B: 9        | SF: 2 | 2B: 2 | SAC: 1 | 3B: 0 | DP: 0 | HR: 0 | HBP: 0 | WP: 0 | PA: 49 |      |      |      |      |      |      |        |       |       |      |      |      |      |      |      |        |       |       |      |      |      |      |       |      |        |       |       |      |      |      |      |       |      |        |       |      |      |      |      |      |      |      |        |       |       |      |      |      |      |      |      |        |       |       |      |      |      |      |      |      |        |       |       |      |      |      |      |      |      |        |       |       |

| PITCHER                                      | IP  | WLS | BF | H | R | ER | SO | BB | IBB | HBP | BLK | WP | HR | S  | P  | ERA  | WHIP  |
|--|-----|-----|----|---|---|----|----|----|-----|-----|-----|----|----|----|----|------|-------|
| <b>Bob Ojeda, L</b><br>ERA: 3.09<br>(1, 1)   | 5.0 |     | 26 | 7 | 2 | 2  | 0  | 5  | 0   | 0   | 0   | 0  | 0  | 41 | 78 | 3.60 | 2.400 |
| <b>Sid Fernandez, L</b><br>ERA:<br>(6, 1)    | 3.0 |     | 11 | 1 | 0 | 0  | 1  | 1  | 0   | 0   | 0   | 0  | 0  | 23 | 44 | 0.00 | 0.667 |
| <b>Randy Myers, L</b><br>ERA: 3.38<br>(9, 1) | 2.2 | L   | 12 | 3 | 2 | 2  | 4  | 1  | 0   | 0   | 0   | 0  | 0  | 26 | 41 | 6.75 | 1.500 |

BOTTOM

**New York Mets @ Pittsburgh Pirates**  
Three Rivers Stadium, Pittsburgh, PA  
Tue Apr 11 1989, 7:05 PM EDT  
Att: 42,910 - Unknown - 43 F

livebaseballscorecards.com

|     |    |
|-----|----|
| AB  | 39 |
| R   | 4  |
| H   | 11 |
| RBI | 4  |
| BB  | 7  |
| SO  | 5  |
| LOB | 22 |



|       |        |
|-------|--------|
| WP: 0 | PA: 49 |
| PB: 0 |        |
| SB: 1 |        |
| CS: 1 |        |

| Batter  | 1   | 2                                | 3                            | 4                                | 5                             | 6                                | 7                             | 8                                | 9                            | AB R H RBI BB SO LOB            | TOP                          |                                 |                              |                                 |                               |                                  |                               |                                  |                                  |                                    |                                  |        |
|---|---|----------------------------------|------------------------------|----------------------------------|-------------------------------|----------------------------------|-------------------------------|----------------------------------|------------------------------|---------------------------------|------------------------------|---------------------------------|------------------------------|---------------------------------|-------------------------------|----------------------------------|-------------------------------|----------------------------------|----------------------------------|------------------------------------|----------------------------------|--------|
| Mookie Wilson, S (1, 8)<br>OBP: 0.222, SLG: 0.188   | 0-2<br>G6-3   |                                  | 3-2<br>G6-3                  |                                  |                               | 1-1<br>G5-3                      |                               |                                  | 4-0<br>G5-4-3<br>BB          | 3 0 0 0 1 0 0                   |                              |                                 |                              |                                 |                               |                                  |                               |                                  |                                  |                                    |                                  |        |
| Gregg Jefferies, S (1, 4)<br>OBP: 0.200, SLG: 0.241 | 3-1<br>P5   |                                  |                              | 0-0<br>F7                        |                               | 2-0<br>G5-3                      |                               |                                  | 1-1<br>G5-4-3<br>1-2f<br>2-3 | 4 0 0 0 0 0 2                   |                              |                                 |                              |                                 |                               |                                  |                               |                                  |                                  |                                    |                                  |        |
| Tim Teufel, R (1, 3)<br>OBP: 0.250, SLG: 0.250      | 1-1<br>L6   |                                  |                              | 0-1<br>F9                        |                               |                                  | 2-2<br>F8                     |                                  | 1-1<br>1B BB<br>1B           | 4 1 1 1 0 0 0                   |                              |                                 |                              |                                 |                               |                                  |                               |                                  |                                  |                                    |                                  |        |
| Darryl Strawberry, L (1, 9)                         |   | 4-1<br>F8 S<br>BB                |                              | 3-2<br>2B                        |                               | 1-1<br>L4                        |                               |                                  | 4-1<br>1B 1B<br>1-2 BB       | 2 0 1 0 2 0 0                   |                              |                                 |                              |                                 |                               |                                  |                               |                                  |                                  |                                    |                                  |        |
| Kevin McReynolds, R (1, 7)                          |   | 1-3<br>K<br>1-2                  |                              | 3-2<br>G5-3                      |                               | 0-0<br>L7                        |                               |                                  | 1-1<br>1B<br>1-2 2-3<br>3-H  | 4 0 1 0 0 1 2                   |                              |                                 |                              |                                 |                               |                                  |                               |                                  |                                  |                                    |                                  |        |
| Gary Carter, R (1, 2)<br>OBP: 0.200, SLG: 0.130     |   | 0-0<br>F8<br>2-3                 |                              |                                  | 0-0<br>L8                     |                                  |                               | 0-1<br>P6                        | 0-0<br>1-2 2-3<br>3-H        | 4 0 1 1 0 0 1                   |                              |                                 |                              |                                 |                               |                                  |                               |                                  |                                  |                                    |                                  |        |
| Howard Johnson, S (1, 5)                            |   | 0-0<br>G5-3                      |                              |                                  | 1-1<br>G6-3                   |                                  |                               | 3-3<br>K<br>3-H                  | 0-3<br>K                     | 4 0 0 0 0 2 4                   |                              |                                 |                              |                                 |                               |                                  |                               |                                  |                                  |                                    |                                  |        |
| Kevin Elster, R (1, 6)<br>OBP: 0.423, SLG: 0.640    |   |                                  | 0-1<br>P4                    |                                  | 1-2<br>F9                     |                                  |                               | 2-1<br>F8                        |                              | 3 0 0 0 0 0 0                   |                              |                                 |                              |                                 |                               |                                  |                               |                                  |                                  |                                    |                                  |        |
| Ron Darling, R (1, 1)                               |   |                                  | 0-3<br>K                     |                                  |                               | 0-3<br>K                         |                               |                                  | 0-1<br>G5-4-3<br>1B<br>2B    | 2 0 0 0 0 2 0                   |                              |                                 |                              |                                 |                               |                                  |                               |                                  |                                  |                                    |                                  |        |
| Randy Myers, L (8, 1)                               |   |                                  |                              |                                  |                               |                                  |                               |                                  |                              | 0 0 0 0 0 0 0                   |                              |                                 |                              |                                 |                               |                                  |                               |                                  |                                  |                                    |                                  |        |
| Roger McDowell, R (8, 1)                            |   |                                  |                              |                                  |                               |                                  |                               |                                  |                              | 0 0 0 0 0 0 0                   |                              |                                 |                              |                                 |                               |                                  |                               |                                  |                                  |                                    |                                  |        |
| Lenny Dykstra, L (9, PH)<br>OBP: 0.500, SLG: 0.538  |   |                                  |                              |                                  |                               |                                  |                               |                                  |                              | 1 1 1 0 0 0 0                   |                              |                                 |                              |                                 |                               |                                  |                               |                                  |                                  |                                    |                                  |        |
| <b>Inning Stats</b>                                 | R: 0<br>E: 0<br>K: 0<br>S: 7                          | H: 0<br>LOB: 0<br>BB: 0<br>P: 11 | R: 0<br>E: 0<br>K: 1<br>S: 7 | H: 0<br>LOB: 1<br>BB: 1<br>P: 12 | R: 0<br>E: 0<br>K: 1<br>S: 12 | H: 0<br>LOB: 0<br>BB: 0<br>P: 15 | R: 0<br>E: 0<br>K: 0<br>S: 10 | H: 1<br>LOB: 1<br>BB: 0<br>P: 16 | R: 0<br>E: 0<br>K: 0<br>S: 6 | H: 0<br>LOB: 0<br>BB: 0<br>P: 8 | R: 0<br>E: 0<br>K: 1<br>S: 6 | H: 0<br>LOB: 0<br>BB: 0<br>P: 9 | R: 0<br>E: 0<br>K: 0<br>S: 6 | H: 0<br>LOB: 0<br>BB: 0<br>P: 9 | R: 0<br>E: 0<br>K: 1<br>S: 13 | H: 0<br>LOB: 0<br>BB: 0<br>P: 18 | R: 2<br>E: 0<br>K: 1<br>S: 13 | H: 4<br>LOB: 3<br>BB: 2<br>P: 24 | 1B: 3<br>2B: 2<br>3B: 0<br>HR: 0 | SF: 0<br>SAC: 0<br>DP: 1<br>HBP: 0 | WP: 0<br>PB: 0<br>SB: 1<br>CS: 0 | PA: 34 |
| <b>PITCHER</b>                                      | IP WLS BF H R ER SO BB IBB HBP BLK WP HR S P ERA WHIP |                                  |                              |                                  |                               |                                  |                               |                                  |                              |                                 |                              |                                 |                              |                                 |                               |                                  |                               |                                  |                                  |                                    |                                  |        |
| John Smiley, L (1, 1)<br>ERA: 2.87                  | 8.2 W 31 3 2 2 4 3 0 0 0 0 0 0 74 115 2.08 0.692      |                                  |                              |                                  |                               |                                  |                               |                                  |                              |                                 |                              |                                 |                              |                                 |                               |                                  |                               |                                  |                                  |                                    |                                  |        |
| Jeff Robinson, R (9, 1)<br>ERA: 6.75                | 0.1 S 3 2 0 0 1 0 0 0 0 0 0 0 6 7 0.00 6.000          |                                  |                              |                                  |                               |                                  |                               |                                  |                              |                                 |                              |                                 |                              |                                 |                               |                                  |                               |                                  |                                  |                                    |                                  |        |

New York Mets @ Pittsburgh Pirates  
Three Rivers Stadium, Pittsburgh, PA

Thu Apr 13 1989, 3:33 AM EDT  
Att. 19,105 - Cloudy

livebaseballscorecards.com

|     |    |
|-----|----|
| AB  | 31 |
| R   | 2  |
| H   | 5  |
| RBI | 2  |
| BB  | 3  |
| SO  | 5  |
| LOB | 9  |



BOTTOM

New York Mets @ Pittsburgh Pirates  
Three Rivers Stadium, Pittsburgh, PA

Thu Apr 13 1989, 3:33 AM EDT  
Att. 19,105 - Cloudy

livebaseballscorecards.com

|     |    |
|-----|----|
| AB  | 31 |
| R   | 4  |
| H   | 9  |
| RBI | 3  |
| BB  | 5  |
| SO  | 2  |
| LOB | 20 |



|     |   |     |    |
|-----|---|-----|----|
| WP: | 0 | PA: | 37 |
| PB: | 0 | SB: | 0  |
| CS: | 1 |     |    |

| AB  | R | H    | RBI | BB | SO | LOB |
|-----|---|------|-----|----|----|-----|
| 4   | 0 | 0    | 0   | 1  | 0  | 4   |
| 4   | 1 | 1    | 0   | 0  | 0  | 2   |
| 4   | 1 | 1    | 0   | 0  | 0  | 1   |
| 4   | 2 | 2    | 1   | 0  | 0  | 1   |
| 2   | 0 | 1    | 0   | 2  | 1  | 0   |
| 3   | 0 | 0    | 0   | 1  | 1  | 6   |
| 4   | 0 | 3    | 2   | 0  | 0  | 0   |
| 2   | 0 | 0    | 0   | 0  | 0  | 1   |
| 1   | 0 | 0    | 0   | 0  | 0  | 2   |
| 0   | 0 | 0    | 0   | 1  | 0  | 0   |
| 3   | 0 | 1    | 0   | 0  | 0  | 3   |
| 0   | 0 | 0    | 0   | 0  | 0  | 0   |
| 1B: | 9 | SF:  | 0   |    |    |     |
| 2B: | 0 | SAC: | 1   |    |    |     |
| 3B: | 0 | DP:  | 1   |    |    |     |
| HR: | 0 | HBP: | 0   |    |    |     |

| Batter   | 1                 | 2               | 3                     | 4                  | 5               | 6                                   | 7   | 8                  | 9 |
|--|-------------------|-----------------|-----------------------|--------------------|-----------------|-------------------------------------|---|--------------------|---|
| <b>Barry Bonds, L</b><br>OBP: 0.333, SLG: 0.531<br>(1, 7)        | 1-2<br>L4<br>BB   | 4-0<br>BB       |                       | 3-2<br>G6-3        |                 |                                     | 0-0<br>L7                                 | 1-0<br>G4-3        |   |
| <b>Jose Lind, R</b><br>OBP: 0.419, SLG: 0.333<br>(1, 4)          | 0-1<br>G5-3<br>1B | 1-0<br>F9       |                       |                    | 0-0<br>F7       |                                     | 1-1<br>F8                                 |                    |   |
| <b>Andy Van Slyke, L</b><br>OBP: 0.300, SLG: 0.370<br>(1, 8)     | 3-2<br>G5-3       |                 | 3-1<br>L8             |                    | 0-0<br>F8       |                                     |   | 3-2<br>E<br>1B     |   |
| <b>Bobby Bonilla, S</b><br>OBP: 0.324, SLG: 0.313<br>(1, 5)      | 3-2<br>BB<br>1B   |                 | 0-0<br>1B<br>E<br>1B  |                    | 1-1<br>F7       |                                     | 1 SAFE<br>1 SAFE<br>1-3<br>1B<br>BB<br>1B |                    |   |
| <b>Sid Bream, L</b><br>OBP: 0.344, SLG: 0.333<br>(1, 3)          | 4-1<br>BB         |                 | 0-0<br>E8<br>CS<br>1B |                    | 1-3<br>K        |                                     | 4-2<br>1B<br>FC1-2<br>BB                  |                    |   |
| <b>Glenn Wilson, R</b><br>OBP: 0.241, SLG: 0.346<br>(1, 9)       | 1-0<br>L7         |                 | 2-1<br>P4             |                    | 4-2<br>1B<br>BB |                                     | 0-3<br>K                                  |                    |   |
| <b>Michael LaValliere, L</b><br>OBP: 0.286, SLG: 0.211<br>(1, 2) |                   | 1-2<br>P5       |                       | 3-2<br>SH2-4<br>1B |                 | 1 SAFE<br>3-1<br>1B<br>G1-6-3<br>1B | 0-0<br>FC1-2<br>BB<br>1B                  |                    |   |
| <b>Jay Bell, R</b><br>(1, 6)                                     |                   | 0-0<br>P5       |                       | 0-0<br>P6          |                 | 1-2<br>G1-6-3                       | 4-1<br>FC1-2<br>BB                        |                    |   |
| <b>R.J. Reynolds, S</b><br>(6, PH)                               |                   |                 |                       |                    |                 |                                     |   |                    |   |
| <b>Rafael Belliard, R</b><br>OBP: 0.462, SLG: 0.500<br>(7, 6)    |                   |                 |                       |                    |                 |                                     |   |                    |   |
| <b>John Smiley, L</b><br>OBP: 0.167, SLG: 0.167<br>(1, 1)        |                   | 2-2<br>BB<br>1B |                       | 1-1<br>SH2-4       |                 |                                     | 0-0<br>G1-3                               | 0-1<br>FC1-2       |   |
| <b>Jeff Robinson, R</b><br>(9, 1)                                |                   |                 |                       |                    |                 |                                     |   | 1-2<br>2-3<br>3-HF |   |

| Inning | 1  | 2  | 3  | 4  | 5 | 6  | 7 | 8  | 9 |
|--------|----|----|----|----|---|----|---|----|---|
| R:     | 1  | 0  | 1  | 0  | 0 | 0  | 0 | 2  | 0 |
| E:     | 0  | 0  | 1  | 0  | 0 | 0  | 0 | 1  | 0 |
| K:     | 0  | 0  | 0  | 0  | 1 | 1  | 0 | 1  | 1 |
| S:     | 15 | 8  | 16 | 10 | 4 | 12 | 4 | 15 |   |
| H:     | 2  | 1  | 2  | 1  | 0 | 1  | 0 | 2  | 0 |
| LOB:   | 2  | 2  | 0  | 1  | 0 | 1  | 0 | 3  | 0 |
| BB:    | 1  | 1  | 0  | 1  | 0 | 1  | 0 | 2  | 0 |
| P:     | 27 | 16 | 11 | 17 | 5 | 21 | 5 | 27 |   |

| PITCHER  | IP  | WLS | BF | H | R | ER | SO | BB | IBB | HBP | BLK | WP | HR | S  | P   | ERA  | WHIP  |
|--|-----|-----|----|---|---|----|----|----|-----|-----|-----|----|----|----|-----|------|-------|
| <b>Ron Darling, R</b><br>ERA: 8.0<br>(1, 1)    | 7.0 | L   | 31 | 8 | 4 | 2  | 1  | 3  | 0   | 0   | 0   | 0  | 0  | 64 | 110 | 2.57 | 1.571 |
| <b>Randy Myers, L</b><br>ERA: 3.38<br>(8, 1)   | 0.0 |     | 1  | 0 | 0 | 0  | 0  | 1  | 0   | 0   | 0   | 0  | 0  | 2  | 6   | ∞    | ∞     |
| <b>Roger McDowell, R</b><br>ERA: 2.7<br>(8, 1) | 1.0 |     | 5  | 1 | 0 | 0  | 1  | 1  | 0   | 0   | 0   | 0  | 0  | 8  | 13  | 0.00 | 2.000 |

| Batter   | 1   | 2  | 3   | 4  | 5   | 6   | 7   | 8   | 9  | AB R H RBI BB SO LOB   | TOP  |                |   |
|--|---|--|---|--|---|---|---|---|--|--|--|----------------|---|
| <b>Mookie Wilson, S</b> (1, 8)<br>OBP: 0.304, SLG: 0.429     | 0-2<br>FC6-4<br>1B  |  | 2-2<br>G5-3   |  | 0-2<br>2B<br>1B   | 1-1<br>HR   |   |   | 0-0<br>F8  | 5 2 3 2 0 0 0  |  |                |   |
| <b>Gregg Jefferies, S</b> (1, 5)<br>OBP: 0.200, SLG: 0.265   | 0-0<br>FC6-4<br>1-2f<br>L4-3                                    |  |   | 0-0<br>G4-3  | 2-0<br>1B<br>2B   | 1-0<br>L9   |   |   | 1-0<br>G4-3  | 5 1 1 3 0 0 1  |  |                |   |
| <b>Darryl Strawberry, L</b> (1, 9)<br>OBP: 0.314, SLG: 0.333 | 1-2<br>L4-3<br>1-2  |  |   | 0-2<br>G3-1  | 2-3<br>K  |   |   |   | 3-2<br>G1-3  | 5 0 0 0 0 1 2  |  |                |   |
| <b>Kevin McReynolds, R</b> (1, 7)<br>OBP: 0.294, SLG: 0.233  |   | 2-1<br>G4-3  |   | 1-0<br>PB<br>1B  | 4-0<br>1B<br>2B<br>IBB  |   |   | 2-0<br>F7   |  | 3 1 1 0 1 0 0  |  |                |   |
| <b>Keith Hernandez, L</b> (1, 3)<br>OBP: 0.267, SLG: 0.222   |   | 1-1<br>L6  |   | 2-3<br>SAFE<br>K   | 0-2<br>1-2<br>2-H<br>2B<br>1B                                     |   |   | 0-0<br>F9   |  | 4 1 1 1 0 1 1  |  |                |   |
| <b>Gary Carter, R</b> (1, 2)<br>OBP: 0.207, SLG: 0.185       |   | 2-0<br>F9  |   |  |   |   |   |   |  | 4 0 1 2 0 0 0  |  |                |   |
| <b>Tim Lincecum, R</b> (1, 4)<br>OBP: 0.375, SLG: 0.625      |   |  | 0-1<br>P2   |  | 2-2<br>BB<br>1B   |   |   |   |  | 4 1 2 0 0 0 1  |  |                |   |
| <b>Kevin Elster, R</b> (1, 6)<br>OBP: 0.433, SLG: 0.643      |   |  | 2-1<br>1B<br>WP<br>2B   |  | 4-1<br>1B<br>2B<br>BB   | 0-0<br>G6-3   |   |   | 2-2<br>FC5-2<br>3B   | 3 2 1 0 1 0 1  |  |                |   |
| <b>David Cone, L</b> (1, 1)<br>OBP: 0.333, SLG: 0.200        |   |  | 0-2<br>2-3<br>1B  |  | 4-0<br>SAFE<br>1-2<br>2-3<br>2B<br>BB                             | 0-0<br>G4-3   |   |   | 1-1<br>G4-3  | 3 1 1 0 1 0 1  |  |                |   |
| <b>Inning Stats</b>  | R: 0<br>E: 0<br>K: 0<br>S: 7<br>H: 1<br>LOB: 0<br>BB: 0<br>P: 8 | R: 0<br>E: 0<br>K: 0<br>S: 5<br>H: 0<br>LOB: 0<br>BB: 0<br>P: 10 | R: 1<br>E: 0<br>K: 0<br>S: 11<br>H: 2<br>LOB: 0<br>BB: 0<br>P: 15 | R: 0<br>E: 0<br>K: 1<br>S: 8<br>H: 1<br>LOB: 1<br>BB: 0<br>P: 11 | R: 7<br>E: 0<br>K: 1<br>S: 23<br>H: 5<br>LOB: 1<br>BB: 3<br>P: 45 | R: 1<br>E: 0<br>K: 0<br>S: 5<br>H: 1<br>LOB: 0<br>BB: 0<br>P: 7 | R: 0<br>E: 0<br>K: 0<br>S: 3<br>H: 0<br>LOB: 0<br>BB: 0<br>P: 6 | R: 0<br>E: 0<br>K: 0<br>S: 11<br>H: 1<br>LOB: 1<br>BB: 0<br>P: 16 | R: 0<br>E: 0<br>K: 0<br>S: 8<br>H: 0<br>LOB: 0<br>BB: 0<br>P: 12 | 1B: 6<br>2B: 4<br>3B: 1<br>HR: 1<br>SF: 0<br>SAC: 0<br>DP: 1<br>HBP: 0 | WP: 1<br>PB: 1<br>SB: 0<br>CS: 0<br>PA: 39 |                |   |
| <b>PITCHER</b>   | IP WLS BF H R ER SO BB IBB HBP BLK WP HR S P ERA WHIP           |  |   |  |   |   |   |   |  |  |  | <b>PITCHER</b> | IP WLS BF H R ER SO BB IBB HBP BLK WP HR S P ERA WHIP |
| <b>Joe Magrane, L</b> (1, 1)<br>ERA: 11.05                   | 4.2 L 23 8 8 8 2 2 1 0 0 1 0 49 81 15.43 2.143                  |  |   |  |   |   |   |   |  |  |  |                |   |
| <b>Cris Carpenter, R</b> (5, 1)<br>ERA:                      | 0.1 2 1 0 0 0 0 0 0 0 0 0 5 8 0.00 3.000                        |  |   |  |   |   |   |   |  |  |  |                |   |
| <b>Frank DiPino, L</b> (6, 1)<br>ERA: 3.86                   | 2.0 7 1 1 1 0 0 0 0 0 0 1 8 13 4.50 0.500                       |  |   |  |   |   |   |   |  |  |  |                |   |
| <b>Dan Quisenberry, R</b> (8, 1)<br>ERA: 3.0                 | 2.0 7 1 0 0 0 0 0 0 0 0 0 0 19 28 0.00 0.500                    |  |   |  |   |   |   |   |  |  |  |                |   |

**New York Mets @ St. Louis Cardinals**  
 Busch Stadium, St. Louis, MO  
 Fri Apr 14 1989, 7:05 PM CDT  
 Att. 51,257 - Unknown - 64 F

[livebaseballscorecards.com](http://livebaseballscorecards.com)

**AB 36**  
**R 9**  
**H 11**  
**RBI 8**  
**BB 3**  
**SO 2**  
**LOB 7**







| Batter   | 1   | 2                                | 3                            | 4                                | 5                            | 6                                      | 7                            | 8                                | 9                            | 10                               | AB                            | R                                | H                             | RBI                              | BB                           | SO                               | LOB                          |                                 |                                  |                                    |                                  |        |   |   |
|--|---|----------------------------------|------------------------------|----------------------------------|------------------------------|--|------------------------------|----------------------------------|------------------------------|----------------------------------|-------------------------------|----------------------------------|-------------------------------|----------------------------------|------------------------------|----------------------------------|------------------------------|---------------------------------|----------------------------------|------------------------------------|----------------------------------|--------|---|---|
| Lenny Dykstra, L<br>OBP: 0.435, SLG: 0.444<br>(1, 8)   | 1-0<br>G4-3<br>1B   |                                  | 0-1<br>S<br>1B               |                                  | 1-1<br>L7                    | 1-2<br>G4-3                            |                              | 0-1<br>F9                        |                              |                                  | 5                             | 0                                | 1                             | 0                                | 0                            | 0                                | 4                            |                                 |                                  |                                    |                                  |        |   |   |
| Gregg Jefferies, S<br>OBP: 0.175, SLG: 0.231<br>(1, 4)   | 1-2<br>F7   |                                  | 2-1<br>G4-3<br>1-2           |                                  | 2-2<br>F9                    |  | 1-1<br>L7                    |                                  | 2-3<br>K                     |                                  | 5                             | 0                                | 0                             | 0                                | 0                            | 1                                | 1                            |                                 |                                  |                                    |                                  |        |   |   |
| Darryl Strawberry, L<br>OBP: 0.350, SLG: 0.486<br>(1, 9)   | 3-2<br>1B   |                                  |                              | 1-0<br>P2                        |                              | 1-1<br>HR                              |                              | 2-2<br>L8<br>2B                  |                              | 1-3<br>K                         | 5                             | 1                                | 3                             | 1                                | 0                            | 1                                | 0                            |                                 |                                  |                                    |                                  |        |   |   |
| Kevin McReynolds, R<br>OBP: 0.308, SLG: 0.235<br>(1, 7)  | 0-3<br>K  |                                  |                              | 0-0<br>P4                        |                              | 0-1<br>1B<br>1B                        |                              | 4-0<br>IBB                       |                              | 0-0<br>F9                        | 4                             | 1                                | 1                             | 0                                | 1                            | 1                                | 1                            |                                 |                                  |                                    |                                  |        |   |   |
| Keith Hernandez, L<br>OBP: 0.286, SLG: 0.281<br>(1, 3)   |   | 0-2<br>L7                        |                              | 2-1<br>BB<br>2B                  |                              | 1-0<br>1B<br>1B                        |                              | 0-0<br>L8                        |                              | 0-1<br>L8                        | 5                             | 0                                | 2                             | 0                                | 0                            | 0                                | 2                            |                                 |                                  |                                    |                                  |        |   |   |
| Dave Magadan, L<br>OBP: 0.333, SLG: 0.300<br>Randy Myers, L<br>(7, 1)<br>Lee Mazzilli, S<br>OBP: 0.667, SLG: 0.500<br>Don Aase, R<br>(10, 1) |   | 0-1<br>L4                        |                              | 4-2<br>BB<br>BB                  |                              | 1-0<br>1B<br>1B                        |                              | 1-2<br>G6-3                      |                              | 1-2<br>G6-4-3<br>1B              | 3                             | 0                                | 1                             | 1                                | 1                            | 0                                | 2                            |                                 |                                  |                                    |                                  |        |   |   |
| Barry Lyons, R<br>OBP: 0.333, SLG: 0.400<br>Mackey Sasser, L<br>(8, PH)<br>(8, 2)  |   | 1-0<br>2B                        |                              | 4-0<br>BB                        |                              | 1-0<br>FC5-2-5-1-6<br>1-3<br>3-H<br>1B |                              | 2-1<br>G1-3                      |                              | 0-0<br>G6-4-3<br>1-2f<br>1B      | 2                             | 0                                | 1                             | 0                                | 1                            | 0                                | 2                            |                                 |                                  |                                    |                                  |        |   |   |
| Kevin Elster, R<br>OBP: 0.412, SLG: 0.581<br>(1, 6)  |   | 2-1<br>2-5                       |                              | 1-0<br>F4                        |                              | 4-0<br>IBB                             |                              | 2-2<br>G6-3                      |                              |                                  | 3                             | 0                                | 0                             | 0                                | 1                            | 0                                | 3                            |                                 |                                  |                                    |                                  |        |   |   |
| Dwight Gooden, R<br>OBP: 0.111, SLG: 0.250<br>Howard Johnson, S<br>OBP: 0.348, SLG: 0.524<br>(1, 1)<br>(7, 5)                                |   |                                  | 2-2<br>F8                    |                                  | 0-2<br>G6-3                  |  | 0-0<br>P9                    |                                  | 4-2<br>BB                    |                                  |                               |                                  |                               |                                  |                              |                                  |                              |                                 |                                  |                                    |                                  |        |   |   |
| <b>Inning Stats</b>  | R: 0<br>E: 0<br>K: 1<br>S: 12   | H: 1<br>LOB: 1<br>BB: 0<br>P: 17 | R: 0<br>E: 0<br>K: 0<br>S: 7 | H: 1<br>LOB: 1<br>BB: 0<br>P: 10 | R: 0<br>E: 0<br>K: 0<br>S: 8 | H: 1<br>LOB: 1<br>BB: 0<br>P: 12       | R: 0<br>E: 0<br>K: 0<br>S: 7 | H: 1<br>LOB: 3<br>BB: 2<br>P: 19 | R: 0<br>E: 0<br>K: 0<br>S: 8 | H: 4<br>LOB: 3<br>BB: 1<br>P: 20 | R: 0<br>E: 0<br>K: 0<br>S: 11 | H: 1<br>LOB: 2<br>BB: 1<br>P: 19 | R: 0<br>E: 0<br>K: 0<br>S: 10 | H: 0<br>LOB: 1<br>BB: 1<br>P: 18 | R: 0<br>E: 0<br>K: 2<br>S: 8 | H: 0<br>LOB: 0<br>BB: 0<br>P: 11 | R: 0<br>E: 0<br>K: 0<br>S: 6 | H: 1<br>LOB: 0<br>BB: 0<br>P: 7 | 1B: 6<br>2B: 3<br>3B: 0<br>HR: 1 | SF: 0<br>SAC: 0<br>DP: 1<br>HBP: 0 | WP: 0<br>PB: 0<br>SB: 1<br>CS: 0 | PA: 43 |   |   |
| <b>PITCHER</b>   | IP<br>WLS<br>BF<br>H<br>R<br>ER<br>SO<br>BB<br>IBB<br>HBP<br>BLK<br>WP<br>HR<br>S<br>P<br>ERA<br>WHIP |                                  |                              |                                  |                              |  |                              |                                  |                              |                                  |                               |                                  |                               |                                  |                              |                                  |                              |                                 |                                  |                                    |                                  |        |   |   |
| Don Heinkel, R<br>ERA: 2.57<br>(1, 1)  | 5.0   | 25                               | 8                            | 2                                | 2                            | 1                                      | 2                            | 0                                | 0                            | 0                                | 0                             | 0                                | 0                             | 0                                | 0                            | 0                                | 0                            | 0                               | 0                                | 0                                  | 0                                | 0      | 0 | 0 |
| John Costello, R<br>ERA: 2.7<br>(6, 1)   | 0.2   | 3                                | 0                            | 0                                | 0                            | 0                                      | 0                            | 1                                | 0                            | 0                                | 0                             | 0                                | 0                             | 0                                | 0                            | 0                                | 0                            | 0                               | 0                                | 0                                  | 0                                | 0      | 0 | 0 |
| Ken Dayley, L<br>ERA: 2.45<br>(6, 1)   | 1.1   | 6                                | 1                            | 0                                | 0                            | 0                                      | 0                            | 0                                | 1                            | 0                                | 0                             | 0                                | 0                             | 0                                | 0                            | 0                                | 0                            | 0                               | 0                                | 0                                  | 0                                | 0      | 0 | 0 |
| Todd Worrell, R<br>ERA: 1.35<br>(8, 1)   | 2.0   | 7                                | 0                            | 0                                | 0                            | 0                                      | 2                            | 1                                | 0                            | 0                                | 0                             | 0                                | 0                             | 0                                | 0                            | 0                                | 0                            | 0                               | 0                                | 0                                  | 0                                | 0      | 0 | 0 |
| Dan Quisenberry, R<br>ERA: 2.25<br>(10, 1)   | 1.0   | 3                                | 1                            | 0                                | 0                            | 0                                      | 0                            | 0                                | 0                            | 0                                | 0                             | 0                                | 0                             | 0                                | 0                            | 0                                | 0                            | 0                               | 0                                | 0                                  | 0                                | 0      | 0 | 0 |

New York Mets @ St. Louis Cardinals  
 Busch Stadium, St. Louis, MO  
 Sat Apr 15 1989, 3:33 AM CDT  
 Att. 40,477 - Unknown

|     |    |
|-----|----|
| AB  | 38 |
| R   | 2  |
| H   | 10 |
| RBI | 2  |
| BB  | 5  |
| SO  | 3  |
| LOB | 19 |





| Batter  | 1   | 2                                | 3                             | 4                                | 5                            | 6                                | 7                            | 8                                | 9                            | AB R H RBI BB SO LOB             | TOP                          |                                  |  |                                  |                              |                                 |                              |                                 |                                  |                                    |                                  |        |
|---|---|----------------------------------|-------------------------------|----------------------------------|------------------------------|----------------------------------|------------------------------|----------------------------------|------------------------------|----------------------------------|------------------------------|----------------------------------|--|----------------------------------|------------------------------|---------------------------------|------------------------------|---------------------------------|----------------------------------|------------------------------------|----------------------------------|--------|
| Lenny Dykstra, L (1, 8)<br>OBP: 0.407, SLG: 0.381     | 1-1<br>B1-3   |                                  | 2-2<br>P7                     |                                  | 4-1<br>BB                    |                                  |                              | 0-0<br>G4-3                      |                              | 3 0 0 0 1 0 0                    |                              |                                  |  |                                  |                              |                                 |                              |                                 |                                  |                                    |                                  |        |
| Gregg Jefferies, S (1, 4)<br>OBP: 0.159, SLG: 0.209   | 1-2<br>P6   |                                  | 2-1<br>L8                     |                                  | 2-0<br>F7                    |                                  |                              | 0-1<br>G4-3                      |                              | 4 0 0 0 0 0 1                    |                              |                                  |  |                                  |                              |                                 |                              |                                 |                                  |                                    |                                  |        |
| Darryl Strawberry, L (1, 9)<br>OBP: 0.364, SLG: 0.641 | 1-3<br>K  |                                  | 3-0<br>HR                     |                                  | 2-3<br>K                     |                                  |                              | 1-2<br>HR                        |                              | 4 2 2 2 0 2 1                    |                              |                                  |  |                                  |                              |                                 |                              |                                 |                                  |                                    |                                  |        |
| Kevin McReynolds, R (1, 7)<br>OBP: 0.302, SLG: 0.216  |   | 4-0<br>1B BB                     | 0-3<br>K                      |                                  |                              | 0-0<br>P8                        |                              | 1-0<br>F8                        |                              | 3 1 0 0 1 1 0                    |                              |                                  |  |                                  |                              |                                 |                              |                                 |                                  |                                    |                                  |        |
| Keith Hernandez, L (1, 3)<br>OBP: 0.308, SLG: 0.265   |   | 4-2<br>1B BB                     |                               | 0-0<br>G3-1                      |                              | 4-1<br>CS BB                     |                              | 0-0<br>P7                        |                              | 2 0 0 0 2 0 0                    |                              |                                  |  |                                  |                              |                                 |                              |                                 |                                  |                                    |                                  |        |
| Gary Carter, R (1, 2)<br>OBP: 0.182, SLG: 0.161       |   | 1-1<br>L7                        |                               | 3-2<br>P5                        |                              | 3-3<br>K                         |                              | 1-0<br>F8                        |                              | 4 0 0 0 0 1 3                    |                              |                                  |  |                                  |                              |                                 |                              |                                 |                                  |                                    |                                  |        |
| Dave Magadan, L (1, 5)<br>OBP: 0.313, SLG: 0.429      |   | 0-0<br>L7                        |                               | 3-1<br>3B                        |                              | 2-3<br>K                         |                              | 0-1<br>E1 FC5-4                  |                              | 4 0 1 0 0 1 2                    |                              |                                  |  |                                  |                              |                                 |                              |                                 |                                  |                                    |                                  |        |
| Kevin Elster, R (1, 6)<br>OBP: 0.405, SLG: 0.559      |   | 1-1<br>1B                        |                               | 1-2<br>P3                        |                              | 0-2<br>P6                        |                              | 1-2<br>FC5-4                     |                              | 3 0 1 1 0 0 1                    |                              |                                  |  |                                  |                              |                                 |                              |                                 |                                  |                                    |                                  |        |
| Mookie Wilson, S (9, PH)<br>OBP: 0.292, SLG: 0.409    |   | 1-3<br>2-H<br>1B                 |                               |                                  |                              |                                  |                              |                                  |                              | 1 0 0 0 0 0 1                    |                              |                                  |  |                                  |                              |                                 |                              |                                 |                                  |                                    |                                  |        |
| Bob Ojeda, L (1, 1)                                   |   | 2-2<br>G4-3                      |                               |                                  |                              | 0-0<br>F8                        |                              | 1-2<br>G4-3                      |                              | 2 0 0 0 0 0 2                    |                              |                                  |  |                                  |                              |                                 |                              |                                 |                                  |                                    |                                  |        |
| Rick Aguilera, R (5, 1)                               |   |                                  |                               |                                  |                              |                                  |                              |                                  |                              | 0 0 0 0 0 0 0                    |                              |                                  |  |                                  |                              |                                 |                              |                                 |                                  |                                    |                                  |        |
| Lee Mazzilli, S (7, PH)<br>OBP: 0.500, SLG: 0.333     |   |                                  |                               |                                  |                              |                                  |                              |                                  |                              | 1 0 0 0 0 0 0                    |                              |                                  |  |                                  |                              |                                 |                              |                                 |                                  |                                    |                                  |        |
| Terry Leach, R (7, 1)                                 |   |                                  |                               |                                  |                              |                                  |                              |                                  |                              | 0 0 0 0 0 0 0                    |                              |                                  |  |                                  |                              |                                 |                              |                                 |                                  |                                    |                                  |        |
| <b>Inning Stats</b>                                   | R: 0<br>E: 0<br>K: 1<br>S: 11   | H: 0<br>LOB: 0<br>BB: 0<br>P: 14 | R: 1<br>E: 0<br>K: 0<br>S: 13 | H: 1<br>LOB: 2<br>BB: 2<br>P: 25 | R: 1<br>E: 0<br>K: 1<br>S: 9 | H: 1<br>LOB: 0<br>BB: 0<br>P: 16 | R: 0<br>E: 0<br>K: 0<br>S: 9 | H: 1<br>LOB: 1<br>BB: 0<br>P: 16 | R: 0<br>E: 0<br>K: 1<br>S: 7 | H: 0<br>LOB: 1<br>BB: 1<br>P: 15 | R: 0<br>E: 0<br>K: 1<br>S: 6 | H: 0<br>LOB: 1<br>BB: 1<br>P: 13 | R: 0<br>E: 0<br>K: 1<br>S: 9   | H: 0<br>LOB: 0<br>BB: 0<br>P: 12 | R: 1<br>E: 0<br>K: 0<br>S: 7 | H: 1<br>LOB: 0<br>BB: 0<br>P: 9 | R: 0<br>E: 1<br>K: 0<br>S: 7 | H: 0<br>LOB: 1<br>BB: 0<br>P: 9 | 1B: 1<br>2B: 1<br>3B: 1<br>HR: 2 | SF: 0<br>SAC: 0<br>DP: 1<br>HBP: 0 | WP: 0<br>PB: 0<br>SB: 0<br>CS: 1 | PA: 35 |
| <b>PITCHER</b><br>Jose DeLeon, R (1, 1)<br>ERA: 3.0   | IP: 9.0<br>WLS: W<br>BF: 35<br>H: 4<br>R: 3<br>ER: 3<br>SO: 5<br>BB: 4<br>IBB: 0<br>HBP: 0<br>BLK: 0<br>WP: 0<br>HR: 2<br>S: 78<br>P: 129<br>ERA: 3.00<br>WHIP: 0.889 |                                  |                               |                                  |                              |                                  |                              |                                  |                              |                                  |                              | <b>PITCHER</b>                   | IP: WLS: BF: H: R: ER: SO: BB: IBB: HBP: BLK: WP: HR: S: P: ERA: WHIP: |                                  |                              |                                 |                              |                                 |                                  |                                    |                                  |        |

**New York Mets @ St. Louis Cardinals**  
 Busch Stadium, St. Louis, MO  
 Sun Apr 16 1989, 3:33 AM CDT  
 Att: 40,168 - Unknown

livebaseballscorecards.com

**AB 31**  
**R 3**  
**H 4**  
**RBI 3**  
**BB 4**  
**SO 5**  
**LOB 11**



| Batter   | 1                               | 2              | 3  | 4                | 5                             | 6                     | 7              | 8                                    | 9 |
|--|---------------------------------|----------------|--|------------------|-------------------------------|-----------------------|----------------|--------------------------------------|---|
| Vince Coleman, S<br>OBP: 0.419, SLG: 0.436<br>(1, 7)   | 1-2<br>G6-3<br>①                |                | 1-1<br>G3<br>②                                 |                  | 2-1<br>1B<br>S<br>1B          | 0-0<br>1B<br>2B       |                |                                      |   |
| Ozzie Smith, S<br>OBP: 0.667, SLG: 0.625<br>(1, 6)     | 2-1<br>G3-6-3<br>1B             |                | 0-2<br>1B<br>1B<br>3-H                         |                  | 4-2<br>CS<br>1B<br>BB<br>1-2  | 1-0<br>1B<br>2-H      |                |                                      |   |
| Terry Pendleton, S<br>OBP: 0.341, SLG: 0.270<br>(1, 5) | 1-1<br>G3-6-3<br>1-2f<br>②<br>③ |                | 1-1<br>1 SAFE<br>1 SAFE<br>1 SAFE<br>1-2<br>1B |                  | 1-1<br>BB<br>1B<br>1-2<br>2-H | 1-3<br>K<br>③         |                |                                      |   |
| Pedro Guerrero, R<br>OBP: 0.325, SLG: 0.529<br>(1, 3)  |                                 | 2-2<br>P3<br>① | 1-0<br>F9<br>③                                 |                  | 4-2<br>BB<br>1-2<br>2-3<br>①  |                       | 0-1<br>P9<br>① |                                      |   |
| Tom Brunansky, R<br>OBP: 0.289, SLG: 0.543<br>(1, 9)   |                                 | 2-0<br>F7<br>② |  | 1-2<br>HR        | 1-3<br>K<br>②                 |                       | 0-0<br>F8<br>② |                                      |   |
| Tony Peña, R<br>OBP: 0.342, SLG: 0.405<br>(1, 2)       |                                 | 1-0<br>1B      |  | 0-0<br>G5-3<br>① | 0-1<br>G4-3<br>③              |                       | 0-2<br>F8<br>③ |                                      |   |
| Milt Thompson, L<br>OBP: 0.467, SLG: 0.655<br>(1, 8)   |                                 | 2-3<br>K<br>③  |  | 2-1<br>2B        |                               | 2-2<br>L6<br>①        |                | 4-2<br>F7<br>BB                      |   |
| José Oquendo, S<br>OBP: 0.205, SLG: 0.237<br>(1, 4)    |                                 |                | 0-0<br>G3<br>SH2-5<br>1B<br>1B                 | 3-0<br>P8<br>②   |                               | 0-0<br>G3<br>2B<br>2B |                | 1 SAFE<br>2-1<br>F7<br>①<br>②<br>1-2 |   |
| Jose DeLeon, R<br>(1, 1)                               |                                 |                | 1 SAFE<br>0-1<br>SH2-5<br>1-2<br>①             | 1-3<br>K<br>③    |                               | 0-0<br>G3<br>②        |                | 0-1<br>G6-3<br>③                     |   |

| AB    | R      | H | RBI | BB | SO | LOB |
|-------|--------|---|-----|----|----|-----|
| 4     | 2      | 2 | 1   | 0  | 0  | 1   |
| 3     | 0      | 3 | 2   | 1  | 0  | 0   |
| 4     | 0      | 2 | 1   | 0  | 1  | 2   |
| 3     | 0      | 0 | 0   | 1  | 0  | 2   |
| 4     | 1      | 1 | 1   | 0  | 1  | 2   |
| 4     | 0      | 1 | 0   | 0  | 0  | 2   |
| 3     | 0      | 1 | 0   | 1  | 1  | 1   |
| 4     | 2      | 2 | 0   | 0  | 0  | 2   |
| 3     | 0      | 0 | 0   | 0  | 1  | 2   |
| 1B: 8 | SF: 0  |   |     |    |    |     |
| 2B: 3 | SAC: 1 |   |     |    |    |     |
| 3B: 0 | DP: 1  |   |     |    |    |     |
| HR: 1 | HBP: 0 |   |     |    |    |     |

**BOTTOM**

**New York Mets @ St. Louis Cardinals**  
 Busch Stadium, St. Louis, MO  
 Sun Apr 16 1989, 3:33 AM CDT  
 Att. 40,168 - Unknown

livebaseballscorecards.com

|     |    |
|-----|----|
| AB  | 32 |
| R   | 5  |
| H   | 12 |
| RBI | 5  |
| BB  | 3  |
| SO  | 4  |
| LOB | 14 |



| Inning Stats                  |        | R: 0  | H: 1   | R: 0  | H: 1   | R: 1  | H: 3   | R: 1  | H: 2   | R: 1  | H: 2   | R: 2  | H: 3   | R: 0  | H: 0   | R: 0 | H: 0   | R: 0 | H: 0   |
|-------------------------------|--------|-------|--------|-------|--------|-------|--------|-------|--------|-------|--------|-------|--------|-------|--------|------|--------|------|--------|
|                               |        | E: 0  | LOB: 0 | E: 0  | LOB: 1 | E: 0  | LOB: 2 | E: 0  | LOB: 1 | E: 0  | LOB: 2 | E: 0  | LOB: 1 | E: 0  | LOB: 0 | E: 0 | LOB: 0 | E: 0 | LOB: 0 |
|                               |        | K: 0  | BB: 0  | K: 1  | BB: 0  | K: 1  | BB: 0  | K: 1  | BB: 0  | K: 1  | BB: 2  | K: 1  | BB: 0  | K: 0  | BB: 0  | K: 0 | BB: 0  | K: 0 | BB: 1  |
|                               |        | S: 7  | P: 11  | S: 8  | P: 15  | S: 12 | P: 15  | S: 10 | P: 17  | S: 15 | P: 27  | S: 11 | P: 14  | S: 6  | P: 6   | S: 7 | P: 13  | S: 7 | P: 13  |
| PITCHER                       | IP     | WLS   | BF     | H     | R      | ER    | SO     | BB    | IBB    | HBP   | BLK    | WP    | HR     | S     | P      | ERA  | WHIP   |      |        |
| Bob Ojeda, L<br>ERA: 4.02     | (1, 1) | 4.0   | L 21   | 9     | 3      | 3     | 2      | 1     | 0      | 0     | 0      | 0     | 0      | 43    | 71     | 6.75 | 2.500  |      |        |
| Rick Aguilera, R<br>ERA: 6.75 | (5, 1) | 2.0   | 9      | 3     | 2      | 2     | 2      | 1     | 0      | 0     | 0      | 0     | 0      | 20    | 28     | 9.00 | 2.000  |      |        |
| Terry Leach, R<br>ERA:        | (7, 1) | 2.0   | 6      | 0     | 0      | 0     | 0      | 1     | 0      | 0     | 0      | 0     | 0      | 13    | 19     | 0.00 | 0.500  |      |        |
|                               |        | 1B: 8 | SF: 0  | 2B: 3 | SAC: 1 | 3B: 0 | DP: 1  | HR: 1 | HBP: 0 | WP: 0 | PA: 36 | PB: 0 | SB: 1  | CS: 1 |        |      |        |      |        |

| Batter   | 1   | 2   | 3  | 4   | 5   | 6   | 7   | 8  | 9   | AB R H RBI BB SO LOB   | TOP  |   |
|--|---|---|--|---|---|---|---|--|---|--|--|---|
| <b>Bob Dernier, R</b> (1, 8)<br><small>OBP: 0.325, SLG: 0.278</small><br><b>Curt Ford, L</b> (6, PH)<br><b>Greg Harris, S</b> (6, 1)<br><b>Steve Jeltz, S</b> (9, PH)<br><small>OBP: 0.417, SLG: 0.500</small> | 0-0<br>P6   |   | 4-1<br>BB<br>BB                                      |   | 1-1<br>SF8<br>1-3<br>2B                               | 0-3<br>K  |   |  | 1-2<br>1B   | 2 0 1 0 1 0 0<br>1 0 0 0 0 1 3<br>0 0 0 0 0 0 0<br>1 0 1 0 0 0 0 | <b>Philadelphia Phillies @ New York Mets</b><br><b>Shea Stadium, Flushing, NY</b><br>Mon Apr 17 1989, 7:05 PM EDT<br>Att: 28,087 - Unknown |   |
| <b>Von Hayes, L</b> (1, 9)<br><small>OBP: 0.588, SLG: 1.000</small>  | 1-2<br>F7   |   | 4-0<br>BB<br>1-2<br>BB                               |   | 1-2<br>SF8  |   | 0-3<br>K  |  | 2-3<br>K  | 3 0 0 1 1 2 1  |  |   |
| <b>Tom Herr, S</b> (1, 4)<br><small>OBP: 0.408, SLG: 0.349</small>   | 4-1<br>BB   |   | 1-1<br>F9  |   | 1-2<br>F8   |   | 1-2<br>6-3  |  | 0-1<br>FC6-4<br>1-2<br>1B   | 4 0 1 0 1 0 3  |  |   |
| <b>Mike Schmidt, R</b> (1, 5)<br><small>OBP: 0.306, SLG: 0.523</small>   | 2-3<br>K  |   | 2-2<br>1B  |   | 1-1<br>F7   |   | 0-1<br>P2   |  | 0-1<br>FC6-4<br>1-2f  | 5 0 1 0 0 1 3  |  |   |
| <b>Chris James, R</b> (1, 7)<br><small>OBP: 0.354, SLG: 0.435</small>  |   | 2-3<br>K  | 1-1<br>F8  |   | 1-0<br>1B<br>1B                                       |   | 0-2<br>P4   |  |   | 4 1 1 0 0 1 1  |  |   |
| <b>Ricky Jordan, R</b> (1, 3)<br><small>OBP: 0.286, SLG: 0.385</small>   |   | 1-3<br>K  | 0-1<br>P2  |   | 1-2<br>P4   |   | 1-0<br>5-3  |  |   | 4 0 0 0 0 1 2  |  |   |
| <b>Steve Lake, R</b> (1, 2)<br><small>OBP: 0.222, SLG: 0.222</small>   |   | 3-2<br>L7   | 1-1<br>L7  |   | 0-2<br>BB<br>1B<br>1-2<br>1B                          |   | 2-1<br>1B   |  |   | 4 0 2 0 0 0 1  |  |   |
| <b>Dickie Thon, R</b> (1, 6)<br><small>OBP: 0.200, SLG: 0.156</small>  |   | 1-0<br>F8   |  | 2-1<br>P4   |   | 0-2<br>BB<br>1-2<br>2-H<br>1B                         |   | 0-0<br>P7  |   | 4 0 1 1 0 0 1  |  |   |
| <b>Don Carman, L</b> (1, 1)<br><b>Todd Frohwirth, R</b> (4, 1)<br><b>Mark Ryal, L</b> (5, PH)<br><b>Mike Maddux, L</b> (5, 1)<br><b>Ron Jones, L</b> (6, PH)<br><small>OBP: 0.472, SLG: 0.536</small>          |   | 0-3<br>K  |  | 4-2<br>2B<br>SF8<br>BB                                |   | 4-1<br>1-2<br>2-3<br>BB                               |   | 1-2<br>F8  | 1 0 0 0 0 0 1 0<br>0 0 0 0 0 0 0 0<br>0 1 0 0 0 1 0 0<br>0 0 0 0 0 0 0 0<br>1 0 0 0 0 1 0 0 |  |  |   |
| <b>Inning Stats</b>  | R: 0 H: 0<br>E: 0 LOB: 1<br>K: 1 BB: 1<br>S: 8 P: 15  | R: 0 H: 0<br>E: 0 LOB: 0<br>K: 2 BB: 0<br>S: 12 P: 18 | R: 0 H: 0<br>E: 0 LOB: 2<br>K: 1 BB: 2<br>S: 7 P: 17 | R: 0 H: 1<br>E: 0 LOB: 1<br>K: 0 BB: 0<br>S: 10 P: 14 | R: 1 H: 1<br>E: 0 LOB: 1<br>K: 0 BB: 1<br>S: 14 P: 23 | R: 1 H: 3<br>E: 0 LOB: 3<br>K: 1 BB: 1<br>S: 16 P: 23 | R: 0 H: 0<br>E: 0 LOB: 0<br>K: 1 BB: 0<br>S: 8 P: 9 | R: 0 H: 1<br>E: 0 LOB: 1<br>K: 0 BB: 0<br>S: 7 P: 10 | R: 0 H: 2<br>E: 0 LOB: 2<br>K: 1 BB: 0<br>S: 14 P: 18                                       | 1B: 7 SF: 1<br>2B: 1 SAC: 0<br>3B: 0 DP: 0<br>HR: 0 HBP: 0       |  | WP: 0 PA: 40<br>PB: 0<br>SB: 0<br>CS: 0                                 |
| <b>PITCHER</b><br><b>Sid Fernandez, L</b> (1, 1)<br><small>ERA: 1.69</small><br><b>Don Aase, R</b> (6, 1)<br><small>ERA: 1.93</small><br><b>Randy Myers, L</b> (9, 1)<br><small>ERA: 2.08</small>              | IP WLS BF H R ER SO BB IBB HBP BLK WP HR S P ERA WHIP |   |  |   |   |   |   |  |   |  |  | <b>PITCHER</b><br>IP WLS BF H R ER SO BB IBB HBP BLK WP HR S P ERA WHIP |

livebaseballscorecards.com

|     |    |
|-----|----|
| AB  | 34 |
| R   | 2  |
| H   | 8  |
| RBI | 2  |
| BB  | 5  |
| SO  | 7  |
| LOB | 15 |



| Batter  | 1          | 2                     | 3                  | 4         | 5           | 6        | 7          | 8 | 9 | AB R H RBI BB SO LOB                            |
|---|------------|-----------------------|--------------------|-----------|-------------|----------|------------|---|---|---|
| Mookie Wilson, S<br>OBP: 0.250, SLG: 0.346<br>(1, 8)  | 1-1<br>1-3 | 0-1<br>FC6-4          |                    | 0-0<br>F8 |             | 0-3<br>K |            |   |   | 4 0 0 0 0 1 1                                   |
| Tim Teufel, R<br>OBP: 0.417, SLG: 0.583<br>(1, 4)   | 1-2<br>1B  |                       | 1-1<br>F9          | 3-2<br>1B |             |          | 2-1<br>6-3 |   |   | 4 0 2 0 0 0 0                                   |
| Darryl Strawberry, L<br>OBP: 0.375, SLG: 0.690<br>(1, 9)  | 2-2<br>P6  |                       | 2-2<br>HR          | 4-1<br>BB |             |          | 0-1<br>F8  |   |   | 3 1 1 1 1 0 1                                   |
| Kevin McReynolds, R<br>OBP: 0.319, SLG: 0.300<br>(1, 7)   | 2-3<br>K   |                       | 0-0<br>HR          | 2-1<br>F8 |             |          | 4-1<br>BB  |   |   | 3 1 1 1 1 1 3                                   |
| Keith Hernandez, L<br>OBP: 0.310, SLG: 0.351<br>Dave Magadan, L<br>OBP: 0.294, SLG: 0.400<br>(1, 3)<br>(6, 3) |            | 2-0<br>P9             | 0-1<br>HR          |           | 0-0<br>G6-3 |          | 2-2<br>F7  |   |   | 3 1 1 1 0 0 0<br>1 0 0 0 0 0 1                  |
| Gary Carter, R<br>OBP: 0.162, SLG: 0.143<br>(1, 2)  |            | 2-1<br>L5             | 0-1<br>F8          |           | 2-3<br>K    |          | 1-2<br>L9  |   |   | 4 0 0 0 0 1 0                                   |
| Howard Johnson, S<br>OBP: 0.333, SLG: 0.480<br>(1, 5)   |            | 2-2<br>E6             | 3-2<br>FC5-4<br>1B |           | 1-0<br>L7   |          | 1-3<br>K   |   |   | 4 1 1 0 0 1 0                                   |
| Kevin Elster, R<br>OBP: 0.390, SLG: 0.553<br>(1, 6)   |            | 1-1<br>E9<br>1B<br>2B | 3-1<br>FC5-4       |           |             | 1-3<br>K | 0-1<br>G3  |   |   | 4 1 1 0 0 1 1                                   |
| Sid Fernandez, L<br>OBP: 0.333, SLG: 0.333<br>Don Aase, R<br>Randy Myers, L<br>(1, 1)<br>(6, 1)<br>(9, 1)     |            | 0-0<br>FC6-4<br>1B    |                    | 3-2<br>L7 |             | 2-3<br>K |            |   |   | 2 0 1 1 0 0 0<br>1 0 0 0 0 1 0<br>0 0 0 0 0 0 0 |

| Inning Stats | R: 0 | H: 1 | E: 0 | K: 1 | S: 11 | LOB: 1 | BB: 0 | P: 17 | R: 2 | H: 2 | E: 2 | K: 0 | S: 11 | LOB: 1 | BB: 0 | P: 18 | R: 3 | H: 4 | E: 0 | K: 0 | S: 15 | LOB: 1 | BB: 0 | P: 24 | R: 0 | H: 1 | E: 0 | K: 0 | S: 10 | LOB: 2 | BB: 1 | P: 22 | R: 0 | H: 0 | E: 0 | K: 3 | S: 10 | LOB: 0 | BB: 0 | P: 13 | R: 0 | H: 0 | E: 0 | K: 0 | S: 9 | LOB: 1 | BB: 1 | P: 17 | R: 0 | H: 0 | E: 0 | K: 1 | S: 8 | LOB: 0 | BB: 0 | P: 10 |
|--------------|------|------|------|------|-------|--------|-------|-------|------|------|------|------|-------|--------|-------|-------|------|------|------|------|-------|--------|-------|-------|------|------|------|------|-------|--------|-------|-------|------|------|------|------|-------|--------|-------|-------|------|------|------|------|------|--------|-------|-------|------|------|------|------|------|--------|-------|-------|
|--------------|------|------|------|------|-------|--------|-------|-------|------|------|------|------|-------|--------|-------|-------|------|------|------|------|-------|--------|-------|-------|------|------|------|------|-------|--------|-------|-------|------|------|------|------|-------|--------|-------|-------|------|------|------|------|------|--------|-------|-------|------|------|------|------|------|--------|-------|-------|


**BOTTOM**

**Philadelphia Phillies @ New York Mets**  
**Shea Stadium, Flushing, NY**  
 Mon Apr 17 1989, 7:05 PM EDT  
 Att. 28,087 - Unknown

[livebaseballscores.com](http://livebaseballscores.com)

|            |           |
|------------|-----------|
| <b>AB</b>  | <b>33</b> |
| <b>R</b>   | <b>5</b>  |
| <b>H</b>   | <b>8</b>  |
| <b>RBI</b> | <b>4</b>  |
| <b>BB</b>  | <b>2</b>  |
| <b>SO</b>  | <b>6</b>  |
| <b>LOB</b> | <b>7</b>  |

WP: 0 PA: 35  
 PB: 0  
 SB: 0  
 CS: 0



| PITCHER                               | IP  | WLS | BF | H | R | ER | SO | BB | IBB | HBP | BLK | WP | HR | S  | P  | ERA  | WHIP  |
|---------------------------------------|-----|-----|----|---|---|----|----|----|-----|-----|-----|----|----|----|----|------|-------|
| Don Carman, L<br>ERA: 4.2<br>(1, 1)   | 3.2 | L   | 21 | 8 | 5 | 3  | 1  | 1  | 0   | 0   | 0   | 0  | 0  | 3  | 45 | 7.36 | 2.455 |
| Todd Frohwrth, R<br>ERA:<br>(4, 1)    | 0.1 |     | 1  | 0 | 0 | 0  | 0  | 0  | 0   | 0   | 0   | 0  | 0  | 2  | 4  | 0.00 | 0.000 |
| Mike Maddux, R<br>ERA: 8.0<br>(5, 1)  | 1.0 |     | 3  | 0 | 0 | 0  | 1  | 0  | 0   | 0   | 0   | 0  | 0  | 5  | 8  | 0.00 | 0.000 |
| Greg Harris, R<br>ERA: 3.18<br>(6, 1) | 3.0 |     | 10 | 0 | 0 | 0  | 4  | 1  | 0   | 0   | 0   | 0  | 0  | 27 | 40 | 0.00 | 0.333 |

| Batter  | 1   | 2                                | 3                             | 4                                | 5                             | 6                                | 7                             | 8                                | 9                            | AB R H RBI BB SO LOB            | TOP                          |                                  |                              |                                  |                              |                                  |                              |                                  |                                  |                                    |                                  |        |
|---|---|----------------------------------|-------------------------------|----------------------------------|-------------------------------|----------------------------------|-------------------------------|----------------------------------|------------------------------|---------------------------------|------------------------------|----------------------------------|------------------------------|----------------------------------|------------------------------|----------------------------------|------------------------------|----------------------------------|----------------------------------|------------------------------------|----------------------------------|--------|
| Von Hayes, L<br>(1, 8)<br>OBP: 0.571, SLG: 0.929      | 2-3<br>   |                                  | 3-2<br>                       | 2-0<br>                          |                               | 0-0<br>                          |                               |                                  | 2-1<br>                      | 5 1 2 0 0 1 0                   |                              |                                  |                              |                                  |                              |                                  |                              |                                  |                                  |                                    |                                  |        |
| Tom Herr, S<br>(1, 4)<br>OBP: 0.407, SLG: 0.354       | 2-0<br>   |                                  | 0-1<br>                       | 3-2<br>                          |                               | 1-3<br>                          |                               |                                  | 0-2<br>                      | 5 1 2 0 0 1 0                   |                              |                                  |                              |                                  |                              |                                  |                              |                                  |                                  |                                    |                                  |        |
| Chris James, R<br>(1, 7)<br>OBP: 0.358, SLG: 0.431    | 1-0<br>   |                                  | 1-1<br>                       | 1-0<br>                          |                               |                                  |                               |                                  | 0-2<br>                      | 5 1 2 1 0 0 0                   |                              |                                  |                              |                                  |                              |                                  |                              |                                  |                                  |                                    |                                  |        |
| Mike Schmidt, R<br>(1, 5)<br>OBP: 0.302, SLG: 0.563   |   | 2-1<br>                          | 0-1<br>                       | 1-3<br>                          |                               | 0-0<br>                          |                               |                                  | 0-0<br>                      | 4 1 1 3 0 1 2                   |                              |                                  |                              |                                  |                              |                                  |                              |                                  |                                  |                                    |                                  |        |
| Steve Jeltz, S<br>(7, 5)<br>OBP: 0.417, SLG: 0.500    |   |                                  | 1-1<br>                       | 1-3<br>                          |                               |                                  |                               |                                  |                              | 0 0 0 0 0 0 0                   |                              |                                  |                              |                                  |                              |                                  |                              |                                  |                                  |                                    |                                  |        |
| Ron Jones, L<br>(1, 9)<br>OBP: 0.450, SLG: 0.484      |   | 4-2<br>                          | 0-0<br>                       | 1-2<br>                          |                               | 2-1<br>                          |                               |                                  |                              | 3 1 0 0 1 0 2                   |                              |                                  |                              |                                  |                              |                                  |                              |                                  |                                  |                                    |                                  |        |
| Bob Demier, R<br>(9, 8)<br>OBP: 0.325, SLG: 0.278     |   |                                  | 6-3<br>                       | 3-1<br>                          |                               |                                  |                               |                                  |                              | 0 0 0 0 0 0 0                   |                              |                                  |                              |                                  |                              |                                  |                              |                                  |                                  |                                    |                                  |        |
| Ricky Jordan, R<br>(1, 3)<br>OBP: 0.281, SLG: 0.367   |   | 0-0<br>                          | 0-2<br>                       |                                  | 0-0<br>                       |                                  |                               |                                  | 2-1<br>                      | 4 1 1 0 0 0 1                   |                              |                                  |                              |                                  |                              |                                  |                              |                                  |                                  |                                    |                                  |        |
| Darren Daulton, L<br>(1, 2)<br>OBP: 0.355, SLG: 0.704 |   | 0-1<br>                          | 4-2<br>                       | 3-1<br>                          |                               |                                  |                               |                                  | 0-0<br>                      | 3 1 1 2 1 0 0                   |                              |                                  |                              |                                  |                              |                                  |                              |                                  |                                  |                                    |                                  |        |
| Dickie Thon, R<br>(1, 6)<br>OBP: 0.231, SLG: 0.194    |   | 0-3<br>                          | 1-0<br>                       | 0-3<br>                          |                               |                                  |                               |                                  | 1-1<br>                      | 4 0 2 1 0 2 0                   |                              |                                  |                              |                                  |                              |                                  |                              |                                  |                                  |                                    |                                  |        |
| Larry McWilliams, L<br>(1, 1)                         |   |                                  | 1-3<br>                       |                                  |                               | 1-3<br>                          |                               |                                  | 0-1<br>                      | 2 0 0 0 0 0 2 2                 |                              |                                  |                              |                                  |                              |                                  |                              |                                  |                                  |                                    |                                  |        |
| Dwayne Murphy, L<br>(8, PH)                           |   |                                  |                               |                                  |                               |                                  |                               |                                  |                              | 1 0 0 0 0 0 1 0                 |                              |                                  |                              |                                  |                              |                                  |                              |                                  |                                  |                                    |                                  |        |
| Todd Frohwrth, R<br>(8, 1)                            |   |                                  |                               |                                  |                               |                                  |                               |                                  |                              | 0 0 0 0 0 0 0 0                 |                              |                                  |                              |                                  |                              |                                  |                              |                                  |                                  |                                    |                                  |        |
| Curt Ford, L<br>(8, PH)                               |   |                                  |                               |                                  |                               |                                  |                               |                                  |                              | 1 0 0 0 0 0 0 1                 |                              |                                  |                              |                                  |                              |                                  |                              |                                  |                                  |                                    |                                  |        |
| Jeff Parrett, R<br>(8, 1)                             |   |                                  |                               |                                  |                               |                                  |                               |                                  |                              | 0 0 0 0 0 0 0 0                 |                              |                                  |                              |                                  |                              |                                  |                              |                                  |                                  |                                    |                                  |        |
| Steve Bedrosian, R<br>(8, 1)                          |   |                                  |                               |                                  |                               |                                  |                               |                                  |                              | 0 0 0 0 0 0 0 0                 |                              |                                  |                              |                                  |                              |                                  |                              |                                  |                                  |                                    |                                  |        |
| <b>Inning Stats</b>                                   | R: 0<br>E: 0<br>K: 1<br>S: 5                            | H: 0<br>LOB: 0<br>BB: 0<br>P: 10 | R: 2<br>E: 0<br>K: 1<br>S: 12 | H: 1<br>LOB: 0<br>BB: 1<br>P: 18 | R: 5<br>E: 0<br>K: 2<br>S: 23 | H: 6<br>LOB: 2<br>BB: 1<br>P: 33 | R: 0<br>E: 0<br>K: 1<br>S: 11 | H: 3<br>LOB: 2<br>BB: 0<br>P: 19 | R: 0<br>E: 0<br>K: 1<br>S: 6 | H: 0<br>LOB: 0<br>BB: 0<br>P: 9 | R: 0<br>E: 0<br>K: 2<br>S: 8 | H: 0<br>LOB: 0<br>BB: 0<br>P: 10 | R: 0<br>E: 0<br>K: 0<br>S: 5 | H: 0<br>LOB: 0<br>BB: 0<br>P: 10 | R: 0<br>E: 0<br>K: 0<br>S: 7 | H: 1<br>LOB: 1<br>BB: 0<br>P: 10 | R: 0<br>E: 0<br>K: 0<br>S: 8 | H: 0<br>LOB: 0<br>BB: 0<br>P: 10 | 1B: 9<br>2B: 0<br>3B: 0<br>HR: 2 | SF: 0<br>SAC: 0<br>DP: 0<br>HBP: 0 | WP: 0<br>PB: 0<br>SB: 0<br>CS: 1 | PA: 39 |
| <b>PITCHER</b>  | IP WLS BF H R ER SO BB IBB HBP BLK WP HR S P ERA WHIP   |                                  |                               |                                  |                               |                                  |                               |                                  |                              |                                 |                              |                                  |                              |                                  |                              |                                  |                              |                                  |                                  |                                    |                                  |        |
| Ron Darling, R<br>ERA: 11.57                          | (1, 1) 2.2 L 16 6 7 7 3 2 0 0 0 0 0 2 36 55 23.62 3.000 |                                  |                               |                                  |                               |                                  |                               |                                  |                              |                                 |                              |                                  |                              |                                  |                              |                                  |                              |                                  |                                  |                                    |                                  |        |
| Rick Aguilera, R<br>ERA: 3.24                         | (3, 1) 4.1 16 4 0 0 5 0 0 0 0 0 0 0 34 54 0.00 0.923    |                                  |                               |                                  |                               |                                  |                               |                                  |                              |                                 |                              |                                  |                              |                                  |                              |                                  |                              |                                  |                                  |                                    |                                  |        |
| Terry Leach, R<br>ERA:                                | (8, 1) 2.0 7 1 0 0 0 0 0 0 0 0 0 0 15 20 0.00 0.500     |                                  |                               |                                  |                               |                                  |                               |                                  |                              |                                 |                              |                                  |                              |                                  |                              |                                  |                              |                                  |                                  |                                    |                                  |        |

Philadelphia Phillies @ New York Mets  
Shea Stadium, Flushing, NY  
Tue Apr 18 1989, 7:05 PM EDT  
Att. 26,300 - Unknown

livebaseballscorecards.com

|     |    |
|-----|----|
| AB  | 37 |
| R   | 7  |
| H   | 11 |
| RBI | 7  |
| BB  | 2  |
| SO  | 8  |
| LOB | 8  |







| Batter  | 1                            | 2                                | 3                             | 4                                | 5                            | 6                                | 7                             | 8                                | 9                             | AB                               | R                             | H                                | RBI                          | BB                               | SO                            | LOB                              | TOP                           |                                  |                                  |                                    |                                  |        |    |   |   |     |      |
|---|------------------------------|----------------------------------|-------------------------------|----------------------------------|------------------------------|----------------------------------|-------------------------------|----------------------------------|-------------------------------|----------------------------------|-------------------------------|----------------------------------|------------------------------|----------------------------------|-------------------------------|----------------------------------|-------------------------------|----------------------------------|----------------------------------|------------------------------------|----------------------------------|--------|----|---|---|-----|------|
| Curt Ford, L (1, 9)<br>Juan Samuel, R (9, PH)   | G4-3                         |                                  | F8                            |                                  | G3                           |                                  | F8                            |                                  | K                             | 4                                | 0                             | 0                                | 0                            | 0                                | 0                             | 0                                |                               |                                  |                                  |                                    |                                  |        |    |   |   |     |      |
| Tom Herr, S (1, 4)<br>OBP: 0.390, SLG: 0.340  | P6                           |                                  | L9                            |                                  | FC6-4<br>1B                  |                                  | K                             |                                  | L8                            | 5                                | 0                             | 1                                | 0                            | 0                                | 1                             | 1                                |                               |                                  |                                  |                                    |                                  |        |    |   |   |     |      |
| Chris James, R (1, 7)<br>OBP: 0.333, SLG: 0.400   | G6-3                         |                                  | K                             |                                  | FC6-4<br>1-2f                |                                  |                               | G6-3                             |                               | 4                                | 0                             | 0                                | 0                            | 0                                | 1                             | 1                                |                               |                                  |                                  |                                    |                                  |        |    |   |   |     |      |
| Mike Schmidt, R (1, 5)<br>OBP: 0.316, SLG: 0.569  |                              | P4                               |                               | P4                               |                              | WP<br>2B<br>BB                   |                               | 1B<br>2B                         |                               | 3                                | 2                             | 1                                | 0                            | 1                                | 0                             | 0                                |                               |                                  |                                  |                                    |                                  |        |    |   |   |     |      |
| Von Hayes, L (1, 8)<br>OBP: 0.600, SLG: 0.955<br>(8, 3)   |                              | 1B<br>WP<br>BB                   |                               | S<br>1B                          |                              | G3<br>CS<br>1-H<br>2B            |                               | L6-4<br>1B<br>IBB                |                               | 2                                | 0                             | 2                                | 1                            | 2                                | 0                             | 0                                |                               |                                  |                                  |                                    |                                  |        |    |   |   |     |      |
| Ricky Jordan, R (1, 3)<br>OBP: 0.306, SLG: 0.382<br>Steve Bedrosian, R (8, 1)   |                              | S<br>1B                          |                               | F7                               |                              | G3                               |                               | 1B                               |                               | 4                                | 0                             | 2                                | 1                            | 0                                | 0                             | 2                                |                               |                                  |                                  |                                    |                                  |        |    |   |   |     |      |
| Darren Daulton, L (1, 2)<br>OBP: 0.371, SLG: 0.655  |                              | K                                |                               | FC5-4<br>BB                      |                              | CS<br>HBP                        |                               | L6-4                             |                               | 2                                | 0                             | 0                                | 0                            | 1                                | 1                             | 4                                |                               |                                  |                                  |                                    |                                  |        |    |   |   |     |      |
| Dickie Thon, R (1, 6)<br>OBP: 0.238, SLG: 0.184<br>Jeff Parrett, R (6, 1)<br>Bob Demier, R (8, 8)<br>OBP: 0.317, SLG: 0.270 |                              | IBB                              |                               | FC5-4<br>1-2f                    |                              | K                                |                               | L4                               |                               | 2                                | 0                             | 0                                | 0                            | 1                                | 1                             | 4                                |                               |                                  |                                  |                                    |                                  |        |    |   |   |     |      |
| Steve Ontiveros, R (1, 1)<br>OBP: 0.111, SLG: 0.222<br>Steve Jeltz, S (6, 6)<br>OBP: 0.429, SLG: 0.455                      | B5-3                         |                                  |                               |                                  | G4-3                         |                                  | G2-3                          |                                  | BB                            | 0                                | 0                             | 0                                | 0                            | 0                                | 0                             | 3                                |                               |                                  |                                  |                                    |                                  |        |    |   |   |     |      |
|   |                              |                                  |                               |                                  |                              |                                  |                               |                                  |                               | 1                                | 0                             | 0                                | 0                            | 1                                | 0                             | 0                                |                               |                                  |                                  |                                    |                                  |        |    |   |   |     |      |
| <b>Inning Stats</b>   | R: 0<br>E: 0<br>K: 0<br>S: 8 | H: 0<br>LOB: 0<br>BB: 0<br>P: 11 | R: 0<br>E: 0<br>K: 1<br>S: 11 | H: 1<br>LOB: 3<br>BB: 2<br>P: 23 | R: 0<br>E: 0<br>K: 1<br>S: 8 | H: 0<br>LOB: 0<br>BB: 0<br>P: 11 | R: 0<br>E: 0<br>K: 0<br>S: 12 | H: 1<br>LOB: 2<br>BB: 1<br>P: 19 | R: 0<br>E: 0<br>K: 0<br>S: 10 | H: 1<br>LOB: 1<br>BB: 0<br>P: 17 | R: 1<br>E: 0<br>K: 1<br>S: 11 | H: 1<br>LOB: 1<br>BB: 1<br>P: 20 | R: 0<br>E: 0<br>K: 1<br>S: 9 | H: 0<br>LOB: 0<br>BB: 0<br>P: 14 | R: 1<br>E: 0<br>K: 0<br>S: 11 | H: 2<br>LOB: 1<br>BB: 1<br>P: 21 | R: 0<br>E: 0<br>K: 1<br>S: 16 | H: 0<br>LOB: 1<br>BB: 1<br>P: 24 | 1B: 4<br>2B: 3<br>3B: 0<br>HR: 0 | SF: 0<br>SAC: 0<br>DP: 1<br>HBP: 1 | WP: 2<br>PB: 0<br>SB: 2<br>CS: 2 | PA: 38 |    |   |   |     |      |
| <b>PITCHER</b><br>David Cone, R (1, 1)<br>ERA: 3.18<br>Randy Myers, L (8, 1)<br>ERA: 1.74                                   | IP<br>7.1                    | WLS<br>33                        | H<br>6                        | R<br>2                           | ER<br>2                      | SO<br>4                          | BB<br>3                       | IBB<br>2                         | HBP<br>1                      | BLK<br>0                         | WP<br>2                       | HR<br>0                          | S<br>75                      | P<br>128                         | ERA<br>2.46                   | WHIP<br>1.227                    |                               |                                  |                                  |                                    |                                  |        |    |   |   |     |      |
|   |                              |                                  |                               |                                  |                              |                                  |                               |                                  |                               | <b>PITCHER</b>                   | IP                            | WLS                              | BF                           | H                                | R                             | ER                               | SO                            | BB                               | IBB                              | HBP                                | BLK                              | WP     | HR | S | P | ERA | WHIP |

Philadelphia Phillies @ New York Mets  
Shea Stadium, Flushing, NY  
Wed Apr 19 1989, 7:05 PM EDT  
Att. 25,694 - Unknown

livebaseballscorecards.com

|     |    |
|-----|----|
| AB  | 31 |
| R   | 2  |
| H   | 6  |
| RBI | 2  |
| BB  | 6  |
| SO  | 5  |
| LOB | 16 |



**BOTTOM**

**Philadelphia Phillies @ New York Mets**  
 Shea Stadium, Flushing, NY  
 Wed Apr 19 1989, 7:05 PM EDT  
 Att. 25,694 - Unknown

livebaseballscorecards.com

|            |           |
|------------|-----------|
| <b>AB</b>  | <b>29</b> |
| <b>R</b>   | <b>4</b>  |
| <b>H</b>   | <b>9</b>  |
| <b>RBI</b> | <b>4</b>  |
| <b>BB</b>  | <b>6</b>  |
| <b>SO</b>  | <b>7</b>  |
| <b>LOB</b> | <b>15</b> |



|       |        |
|-------|--------|
| WP: 1 | PA: 35 |
| PB: 0 |        |
| SB: 2 |        |
| CS: 1 |        |

| AB    | R      | H | RBI | BB | SO | LOB |
|-------|--------|---|-----|----|----|-----|
| 3     | 0      | 2 | 0   | 1  | 0  | 0   |
| 3     | 0      | 1 | 1   | 1  | 1  | 2   |
| 4     | 0      | 1 | 0   | 0  | 1  | 3   |
| 3     | 0      | 0 | 0   | 1  | 1  | 3   |
| 3     | 1      | 2 | 0   | 1  | 0  | 0   |
| 2     | 1      | 0 | 0   | 2  | 1  | 4   |
| 3     | 0      | 1 | 0   | 0  | 0  | 1   |
| 0     | 0      | 0 | 0   | 0  | 0  | 0   |
| 1     | 1      | 1 | 3   | 0  | 0  | 0   |
| 0     | 0      | 0 | 0   | 0  | 0  | 0   |
| 4     | 0      | 0 | 0   | 0  | 2  | 2   |
| 3     | 1      | 1 | 0   | 0  | 1  | 0   |
| 0     | 0      | 0 | 0   | 0  | 0  | 0   |
| 1B: 7 | SF: 0  |   |     |    |    |     |
| 2B: 1 | SAC: 0 |   |     |    |    |     |
| 3B: 0 | DP: 2  |   |     |    |    |     |
| HR: 1 | HBP: 0 |   |     |    |    |     |

| Batter  | 1  | 2  | 3   | 4   | 5  | 6  | 7  | 8   | 9 |
|---|--|--|---|---|--|--|--|---|---|
| <b>Lenny Dykstra, L</b><br>OBP: 0.438, SLG: 0.400<br>(1, 8)     | 4-1 BB<br>BB   |  | 1-1 1B<br>1-2   |   | 3-2 G3<br>1B   |  | 1-0 1B<br>1B   |   |   |
| <b>Tim Teufel, R</b><br>OBP: 0.450, SLG: 0.526<br>(1, 4)        | 4-0 BB<br>1-2 BB                                     |  | 2-1 G5-3<br>1-2 2-H                                   |   | 0-0 1B<br>1B   |  | 1 SAFE 3-3 K<br>1 SAFE 1 SAFE 1 SAFE 1 SAFE<br>1 B 1 C 1 B B S |   |   |
| <b>Keith Hernandez, L</b><br>OBP: 0.304, SLG: 0.341<br>(1, 3)   | 2-1 FC5<br>1-3 2- G4-6-3                             |  | 3-1 BB<br>2- 1B                                       |   | 1 SAFE 1-0 F7<br>B B 2 B X                           |  | 2-3 K<br>F B S S S   |   |   |
| <b>Darryl Strawberry, L</b><br>OBP: 0.393, SLG: 0.667<br>(1, 9) | 1-1 G4-6-3<br>1-2f                                   |  | 4-0 BB<br>IBB   |   | 2-2 G3<br>B F B S 1 SAFE<br>X                        |  | 2-3 K<br>B F B S S   |   |   |
| <b>Kevin McReynolds, R</b><br>OBP: 0.345, SLG: 0.340<br>(1, 7)  |  | 0-0 L7<br>1-2 2-3 BB                                 | 4-2 BB<br>1-2 2-3                                     |   | 1-2 CS<br>1B   |  | 2-0 HR<br>2B   |   |   |
| <b>Howard Johnson, S</b><br>OBP: 0.382, SLG: 0.429<br>(1, 5)    | 4-1 BB<br>BB   |  | 0-0 F8<br>BB  |   | 3-3 K<br>1 SAFE 1 SAFE 1 B B C S                     |  | 4-2 HR<br>BB   |   |   |
| <b>Mackey Sasser, L</b><br>OBP: 0.250, SLG: 0.143<br>(1, 2)     |  | 2-0 P4<br>1-2  |   | 1-0 G5-4-3<br>1B                                    |  | 0-0 G4-3<br>1B                                       |  | 1-1 HR<br>1-H 2-H                                     |   |
| <b>Barry Lyons, R</b><br>OBP: 0.333, SLG: 0.400<br>(7, 2)       |  |  |   |   |  |  |  |   |   |
| <b>Lee Mazzilli, S</b><br>OBP: 0.500, SLG: 1.000<br>(8, PH)     |  |  |   |   |  |  |  |   |   |
| <b>Gary Carter, R</b><br>OBP: 0.200, SLG: 0.162<br>(9, 2)       |  |  |   |   |  |  |  |   |   |
| <b>Kevin Elster, R</b><br>OBP: 0.327, SLG: 0.457<br>(1, 6)      |  | 2-3 K<br>K   |   | 0-1 G5-4-3<br>1-2f                                  |  |  | 3-2 F8<br>F B C  | 0-3 K<br>K  |   |
| <b>David Cone, L</b><br>OBP: 0.333, SLG: 0.250<br>(1, 1)        |  |  | 0-0 WP<br>1B<br>G5-3<br>1B                            |   | 2-1 G3<br>G3   |  | 1-3 K<br>K   |   |   |
| <b>Randy Myers, L</b><br>(8, 1)                                 |  |  |   |   |  |  |  |   |   |
| <b>Inning Stats</b>   | R: 0 H: 0<br>E: 1 LOB: 1<br>K: 0 BB: 2<br>S: 5 P: 16 | R: 0 H: 0<br>E: 0 LOB: 1<br>K: 1 BB: 1<br>S: 6 P: 14 | R: 1 H: 3<br>E: 0 LOB: 3<br>K: 0 BB: 2<br>S: 12 P: 26 | R: 0 H: 1<br>E: 0 LOB: 0<br>K: 0 BB: 0<br>S: 5 P: 8 | R: 0 H: 1<br>E: 0 LOB: 1<br>K: 0 BB: 0<br>S: 8 P: 14 | R: 0 H: 1<br>E: 0 LOB: 0<br>K: 1 BB: 0<br>S: 7 P: 11 | R: 0 H: 1<br>E: 0 LOB: 1<br>K: 2 BB: 0<br>S: 10 P: 18          | R: 3 H: 2<br>E: 0 LOB: 0<br>K: 3 BB: 1<br>S: 14 P: 25 |   |

| PITCHER  | IP  | WLS | BF | H | R | ER | SO | BB | IBB | HBP | BLK | WP | HR | S  | P  | ERA   | WHIP  |
|--|-----|-----|----|---|---|----|----|----|-----|-----|-----|----|----|----|----|-------|-------|
| <b>Steve Ontiveros, R</b><br>ERA: 0.9<br>(1, 1)  | 5.0 |     | 22 | 5 | 1 | 1  | 1  | 4  | 1   | 0   | 0   | 1  | 0  | 36 | 78 | 1.80  | 1.800 |
| <b>Jeff Parrett, R</b><br>ERA: 1.42<br>(6, 1)    | 2.2 |     | 10 | 3 | 1 | 1  | 5  | 0  | 0   | 0   | 0   | 0  | 0  | 24 | 42 | 3.38  | 1.125 |
| <b>Steve Bedrosian, R</b><br>ERA: 2.84<br>(8, 1) | 0.1 | L   | 3  | 1 | 2 | 2  | 1  | 1  | 0   | 0   | 0   | 0  | 1  | 7  | 12 | 54.00 | 6.000 |

| Batter   | 1   | 2  | 3   | 4   | 5   | 6  | 7  | 8  | 9   | AB R H RBI BB SO LOB  | TOP                                     |  |
|--|---|--|---|---|---|--|--|--|---|---|---|--|
| Jerome Walton, R (1, 8)<br>OBP: 0.295, SLG: 0.436    | 1-0<br>F9   | 2-3<br>K   |   | 1-1<br>G6-3   |   |  | 0-0<br>F9  |  |   | 4 0 0 0 0 1 3   |   |  |
| Mitch Webster, S (1, 7)<br>OBP: 0.484, SLG: 0.509    | 4-2<br>23 1B<br>2B BB                                 |  | 2-2<br>S<br>1B 2B                                     |   | 0-0<br>L9   |  | 1-1<br>F9  |  |   | 3 2 1 0 1 0 1   |   |  |
| 23 Ryne Sandberg, R (1, 4)<br>OBP: 0.328, SLG: 0.386 | 3-1<br>S<br>2B 1B                                     |  | 0-2<br>F8   |   | 1-0<br>G6-3   |  | 2-2<br>G1-3  |  |   | 4 1 1 0 0 0 1   |   |  |
| Andre Dawson, R (1, 9)<br>OBP: 0.365, SLG: 0.467     | 1-1<br>F8<br>1-H<br>3-H<br>2B                         |  | 3-2<br>2-H<br>1B                                      |   | 0-1<br>G5-3   |  | 2-2<br>P3  |  |   | 4 0 2 3 0 0 0   |   |  |
| Mark Grace, L (1, 3)<br>OBP: 0.390, SLG: 0.400       | 1-1<br>F8<br>2-3                                      |  | 1-3<br>K  |   | 0-1<br>G4-3   |  | 1-1<br>F7  |  |   | 4 0 0 0 0 1 2   |   |  |
| Vance Law, R (1, 5)<br>OBP: 0.239, SLG: 0.209        | 2-3<br>K  |  | 0-1<br>F7   |   | 2-2<br>F9   |  | 1-0<br>F9  |  |   | 4 0 0 0 0 1 2   |   |  |
| Shawon Dunston, R (1, 6)<br>OBP: 0.250, SLG: 0.226   |   |  | 0-1<br>G6-3   |   | 3-2<br>G3-1   |  | 1-1<br>G4-3  |  | 0-1<br>B1-3   | 4 0 0 0 0 0 0   |   |  |
| Joe Girardi, R (1, 2)<br>OBP: 0.311, SLG: 0.262      |   |  | 4-1<br>G4-3<br>BB                                     |   | 1-2<br>P4   |  | 2-0<br>P6  |  | 1-0<br>G4-3   | 2 0 0 0 1 0 0<br>1 0 0 0 0 0 0  |   |  |
| Gary Varsho, L (9, PH)<br>OBP: 0.125, SLG: 0.125     |   |  |   |   |   |  |  |  |   |   |   |  |
| Mike Bielecki, R (1, 1)                              |   |  | 0-0<br>G4-3   |   | 0-0<br>E1   |  | 4-2<br>E<br>BB                                       |  |   | 2 0 0 0 0 0 1<br>0 0 0 0 1 0 0<br>0 0 0 0 0 0 0<br>0 0 0 0 0 0 0<br>0 0 0 0 0 0 0 |   |  |
| Phil Stephenson, L (7, PH)<br>OBP: 0.222, SLG: 0.125 |   |  |   |   |   |  |  |  |   |   |   |  |
| Darrin Jackson, R (7, PR)                            |   |  |   |   |   |  |  |  |   |   |   |  |
| Calvin Schiraldi, R (7, 1)                           |   |  |   |   |   |  |  |  |   |   |   |  |
| Mitch Williams, L (7, 1)                             |   |  |   |   |   |  |  |  |   |   |   |  |
| <b>Inning Stats</b>                                  | R: 2 H: 2<br>E: 0 LOB: 1<br>K: 1 BB: 1<br>S: 12 P: 24 | R: 0 H: 0<br>E: 0 LOB: 1<br>K: 1 BB: 1<br>S: 9 P: 15 | R: 1 H: 2<br>E: 0 LOB: 1<br>K: 1 BB: 0<br>S: 16 P: 21 | R: 0 H: 0<br>E: 1 LOB: 1<br>K: 0 BB: 0<br>S: 11 P: 16 | R: 0 H: 0<br>E: 0 LOB: 0<br>K: 0 BB: 0<br>S: 4 P: 5 | R: 0 H: 0<br>E: 0 LOB: 0<br>K: 0 BB: 0<br>S: 8 P: 11 | R: 0 H: 0<br>E: 1 LOB: 2<br>K: 0 BB: 1<br>S: 9 P: 15 | R: 0 H: 0<br>E: 0 LOB: 0<br>K: 0 BB: 0<br>S: 9 P: 14 | R: 0 H: 0<br>E: 0 LOB: 0<br>K: 0 BB: 0<br>S: 4 P: 6 | 1B: 2 SF: 0<br>2B: 2 SAC: 0<br>3B: 0 DP: 0<br>HR: 0 HBP: 0                        | WP: 0 PA: 35<br>PB: 0<br>SB: 2<br>CS: 0 |  |
| <b>PITCHER</b>                                       | IP WLS BF H R ER SO BB IBB HBP BLK WP HR S P ERA WHIP |  |   |   |   |  |  |  |   |   |   |  |
| Dwight Gooden, R (1, 1)<br>ERA: 2.83                 | 7.0 W 29 4 3 3 3 3 0 0 0 0 0 0 69 107 3.86 1.000      |  |   |   |   |  |  |  |   |   |   |  |
| Roger McDowell, R (8, 1)<br>ERA: 1.69                | 2.0 S 6 0 0 0 0 0 0 0 0 0 0 0 13 20 0.00 0.000        |  |   |   |   |  |  |  |   |   |   |  |

Chicago Cubs @ New York Mets  
Shea Stadium, Flushing, NY  
Thu Apr 20 1989, 7:05 PM EDT  
Att. 28,944 - Unknown - 68 F

livebaseballscorecards.com

|     |    |
|-----|----|
| AB  | 32 |
| R   | 3  |
| H   | 4  |
| RBI | 3  |
| BB  | 3  |
| SO  | 3  |
| LOB | 10 |



| Batter  | 1           | 2           | 3         | 4         | 5                           | 6         | 7                      | 8               | 9 |
|---|-------------|-------------|-----------|-----------|-----------------------------|-----------|------------------------|-----------------|---|
| <b>Lenny Dykstra, L</b><br>OBP: 0.444, SLG: 0.429<br>(1, 8)   | 1-2<br>L8   |             | 2-1<br>2B |           | 2-1<br>F8                   |           | 4-0<br>1B<br>FC4<br>BB |                 |   |
| <b>Tim Teufel, R</b><br>OBP: 0.435, SLG: 0.476<br><b>Gregg Jefferies, S</b><br>OBP: 0.163, SLG: 0.208<br>(7, PH)<br>(8, 4)                  | 2-1<br>P3   |             | 4-2<br>BB |           | 1-1<br>E5                   |           | 2-2<br>FC4<br>1B       |                 |   |
| <b>Darryl Strawberry, L</b><br>OBP: 0.380, SLG: 0.653<br><b>Mookie Wilson, S</b><br>OBP: 0.194, SLG: 0.265<br>(3, PH)<br>(4, 9)             | 2-2<br>G3-1 |             | 2-3<br>K  |           | 1 SAFE<br>2-3<br>K          |           | 1-1<br>FC4<br>PO       |                 |   |
| <b>Kevin McReynolds, R</b><br>OBP: 0.339, SLG: 0.333<br>(1, 7)  |             | 2-3<br>K    |           | 2-1<br>P3 |                             | 1-0<br>F8 | 1-2<br>PO              | 2-1<br>E7<br>1B |   |
| <b>Keith Hernandez, L</b><br>OBP: 0.320, SLG: 0.341<br>(1, 3)   |             | 1-0<br>1B   |           | 3-2<br>F7 |                             | 4-1<br>BB |                        | 2-2<br>P3       |   |
| <b>Howard Johnson, S</b><br>OBP: 0.368, SLG: 0.387<br>(1, 5)  |             | 2-3<br>K    |           | 1-1<br>G3 |                             | 2-0<br>F8 |                        | 4-0<br>BB       |   |
| <b>Gary Carter, R</b><br>OBP: 0.205, SLG: 0.195<br>(1, 2)   |             | 0-0<br>G6-3 |           |           | 0-1<br>1B<br>2B             | 2-2<br>F7 |                        | 1-0<br>F7       |   |
| <b>Kevin Elster, R</b><br>OBP: 0.340, SLG: 0.449<br>(1, 6)  |             |             | 1-0<br>F9 |           | 3-2<br>F8<br>SH3<br>E<br>1B |           | 4-0<br>BB<br>1B<br>BB  | 0-0<br>F9       |   |
| <b>Dwight Gooden, R</b><br>OBP: 0.100, SLG: 0.222<br><b>Lee Mazzilli, S</b><br>OBP: 0.429, SLG: 0.833<br><b>Roger McDowell, R</b><br>(8, 1) |             |             | 3-2<br>P1 |           | 0-0<br>SH3                  |           | 1-2<br>P3              |                 |   |

| Inning Stats | R: 0 | H: 0 | E: 0 | K: 0 | S: 9 | R: 0 | H: 1 | E: 0 | K: 2 | S: 9 | R: 0 | H: 1 | E: 0 | K: 1 | S: 14 | R: 0 | H: 0 | E: 0 | K: 0 | S: 7 | R: 2 | H: 2 | E: 1 | K: 1 | S: 15 | R: 0 | H: 0 | E: 0 | K: 0 | S: 6 | R: 2 | H: 1 | E: 0 | K: 0 | S: 10 | R: 0 | H: 1 | E: 1 | K: 0 | S: 9 |
|--------------|------|------|------|------|------|------|------|------|------|------|------|------|------|------|-------|------|------|------|------|------|------|------|------|------|-------|------|------|------|------|------|------|------|------|------|-------|------|------|------|------|------|
|              | 0    | 0    | 0    | 0    | 14   | 0    | 1    | 0    | 2    | 9    | 0    | 1    | 0    | 1    | 14    | 0    | 0    | 0    | 0    | 7    | 2    | 2    | 1    | 1    | 15    | 0    | 0    | 0    | 0    | 1    | 2    | 1    | 0    | 0    | 10    | 0    | 1    | 1    | 0    | 9    |

| PITCHER   | IP  | WLS | BF | H | R | ER | SO | BB | IBB | HBP | BLK | WP | HR | S  | P   | ERA   | WHIP  |
|---|-----|-----|----|---|---|----|----|----|-----|-----|-----|----|----|----|-----|-------|-------|
| <b>Mike Bielecki, R</b><br>ERA: 2.13<br>(1, 1)    | 6.0 |     | 25 | 4 | 2 | 1  | 4  | 2  | 0   | 0   | 0   | 0  | 0  | 60 | 105 | 1.50  | 1.000 |
| <b>Calvin Schiraldi, R</b><br>ERA: 2.19<br>(7, 1) | 0.1 |     | 2  | 0 | 1 | 1  | 0  | 1  | 0   | 0   | 0   | 0  | 0  | 3  | 8   | 27.00 | 3.000 |
| <b>Mitch Williams, L</b><br>ERA: 2.08<br>(7, 1)   | 1.2 | L   | 8  | 2 | 1 | 1  | 0  | 2  | 0   | 0   | 0   | 0  | 0  | 16 | 33  | 5.40  | 2.400 |

**BOTTOM**


**Chicago Cubs @ New York Mets**  
Shea Stadium, Flushing, NY

Thu Apr 20 1989, 7:05 PM EDT  
Att: 28,944 - Unknown - 68 F

| AB | R | H | RBI | BB | SO | LOB |
|----|---|---|-----|----|----|-----|
| 3  | 1 | 1 | 0   | 1  | 0  | 1   |
| 2  | 0 | 0 | 0   | 1  | 0  | 0   |
| 1  | 0 | 1 | 1   | 0  | 0  | 0   |
| 1  | 0 | 0 | 0   | 0  | 0  | 0   |
| 3  | 0 | 0 | 1   | 0  | 2  | 4   |
| 4  | 0 | 1 | 0   | 0  | 1  | 0   |
| 3  | 0 | 1 | 0   | 1  | 0  | 1   |
| 3  | 0 | 0 | 0   | 1  | 1  | 2   |
| 4  | 1 | 1 | 0   | 0  | 0  | 4   |
| 3  | 2 | 1 | 1   | 1  | 0  | 2   |
| 1  | 0 | 0 | 0   | 0  | 0  | 0   |
| 1  | 0 | 0 | 0   | 0  | 0  | 1   |
| 0  | 0 | 0 | 0   | 0  | 0  | 0   |

| AB  | 29 |
|-----|----|
| R   | 4  |
| H   | 6  |
| RBI | 3  |
| BB  | 5  |
| SO  | 4  |
| LOB | 15 |

WP: 0 PA: 36  
PB: 0  
SB: 0  
CS: 0



| 1B | 2B | 3B | HR | SF | SAC | DP | HBP | WP | HR | S | P  | ERA | WHIP |
|----|----|----|----|----|-----|----|-----|----|----|---|----|-----|------|
| 4  | 2  | 0  | 0  | 0  | 1   | 0  | 0   | 0  | 0  | 1 | 36 |     |      |

Chicago Cubs @ New York Mets  
Shea Stadium, Flushing, NY

Fri Apr 21 1989, 7:05 PM EDT  
Att. 34,690 - Unknown - 63 F

livebaseballscorecards.com



WP: 0 PA: 40  
PB: 0  
SB: 3  
CS: 0

AB 35  
R 8  
H 13  
RBI 8  
BB 1  
SO 6  
LOB 11

AB R H RBI BB SO LOB

|   |   |   |   |   |   |   |
|---|---|---|---|---|---|---|
| 4 | 2 | 2 | 0 | 0 | 1 | 1 |
| 5 | 2 | 3 | 1 | 0 | 1 | 2 |
| 4 | 1 | 2 | 2 | 0 | 1 | 2 |
| 3 | 1 | 1 | 1 | 0 | 0 | 1 |
| 1 | 0 | 0 | 0 | 0 | 1 | 1 |
| 3 | 0 | 0 | 1 | 0 | 1 | 2 |
| 3 | 1 | 1 | 1 | 1 | 0 | 0 |
| 4 | 0 | 1 | 1 | 0 | 1 | 1 |
| 0 | 0 | 0 | 0 | 0 | 0 | 0 |
| 4 | 0 | 2 | 1 | 0 | 0 | 0 |
| 3 | 0 | 0 | 0 | 0 | 0 | 1 |
| 1 | 1 | 1 | 0 | 0 | 0 | 0 |

| Batter   | 1                                   | 2                   | 3                      | 4               | 5           | 6           | 7                           | 8                        | 9           |
|--|-------------------------------------|---------------------|------------------------|-----------------|-------------|-------------|-----------------------------|--------------------------|-------------|
| Jerome Walton, R (1, 8)<br>OBP: 0.318, SLG: 0.475  | 1-0<br>1B<br>2B                     | 1-3<br>K            |                        | 2-2<br>2B       |             |             | 2-1<br>1B<br>23 SF9<br>HBP  |                          | 2-2<br>G5-3 |
| Mitch Webster, S (1, 7)<br>OBP: 0.493, SLG: 0.517<br>(7, 9)  | 1-0<br>23 1B<br>23 BLK<br>SF8<br>1B |                     | 3-2<br>1B<br>SF8<br>1B | 3-2<br>F8<br>2B |             |             | 0-0<br>G6-3<br>23 SF9<br>1B |                          | 3-3<br>K    |
| 23 Ryne Sandberg, R (1, 4)<br>OBP: 0.333, SLG: 0.393   | 2-2<br>S<br>1B<br>1B                |                     | 1-3<br>K               | 0-2<br>G6-3     |             |             | 1-0<br>SF9                  |                          | 1-1<br>1B   |
| Andre Dawson, R (1, 9)<br>OBP: 0.357, SLG: 0.458<br>Gary Varsho, L (7, 7)<br>OBP: 0.111, SLG: 0.111      | 1-2<br>SF8<br>1B                    |                     | 0-0<br>S<br>2B<br>1B   |                 | 2-2<br>F8   |             | 2-2<br>G6-3                 |                          | 0-3<br>K    |
| Vance Law, R (1, 5)<br>OBP: 0.220, SLG: 0.196  | 1 SAFE<br>K<br>1-2                  |                     | 1-2<br>SF8             |                 | 2-2<br>G6-3 |             | 2-2<br>F7                   |                          |             |
| Mark Grace, L (1, 3)<br>OBP: 0.397, SLG: 0.396   | 2-1<br>S<br>1B                      |                     | 4-2<br>2B<br>1B<br>BB  |                 | 3-2<br>G1-3 |             |                             | 0-1<br>F7                |             |
| Domingo Ramos, R (1, 6)<br>OBP: 0.348, SLG: 0.545<br>Steve Wilson, L (8, 1)                              | 1-3<br>K<br>1-2                     |                     | 0-0<br>1B<br>2B        |                 | 0-0<br>G1-3 |             | 2-2<br>G4-3                 |                          |             |
| Rick Wrona, R (1, 2)<br>OBP: 0.375, SLG: 0.375   |                                     | 2-1<br>G1-6-4<br>1B | 1-1<br>1B              |                 | 2-2<br>F8   |             | 1-2<br>P2                   |                          |             |
| Rick Sutcliffe, L (1, 1)<br>OBP: 0.385, SLG: 0.385<br>Shawon Dunston, R (8, 6)<br>OBP: 0.270, SLG: 0.281 |                                     | 0-1<br>G1-6-4       |                        | 0-0<br>L8       |             | 2-2<br>G6-3 |                             | 1-1<br>E9<br>23 1B<br>2B |             |

| Inning Stats | R: 3 | H: 4 | E: 0 | LOB: 1 | K: 2 | BB: 0 | S: 17 | P: 28 |
|--------------|------|------|------|--------|------|-------|-------|-------|
|              | R: 0 | H: 1 | E: 0 | LOB: 0 | K: 1 | BB: 0 | S: 9  | P: 12 |
|              | R: 3 | H: 4 | E: 0 | LOB: 2 | K: 1 | BB: 1 | S: 21 | P: 31 |
|              | R: 0 | H: 1 | E: 0 | LOB: 1 | K: 0 | BB: 0 | S: 14 | P: 19 |
|              | R: 0 | H: 0 | E: 0 | LOB: 0 | K: 0 | BB: 0 | S: 12 | P: 19 |
|              | R: 0 | H: 0 | E: 0 | LOB: 0 | K: 0 | BB: 0 | S: 9  | P: 13 |
|              | R: 1 | H: 1 | E: 0 | LOB: 1 | K: 0 | BB: 0 | S: 11 | P: 18 |
|              | R: 0 | H: 0 | E: 0 | LOB: 0 | K: 0 | BB: 0 | S: 9  | P: 12 |
|              | R: 1 | H: 2 | E: 1 | LOB: 1 | K: 2 | BB: 0 | S: 14 | P: 21 |

| PITCHER                            | IP  | WLS | BF | H | R | ER | SO | BB | IBB | HBP | BLK | WP | HR | S  | P  | ERA   | WHIP  |
|------------------------------------|-----|-----|----|---|---|----|----|----|-----|-----|-----|----|----|----|----|-------|-------|
| Bob Ojeda, L (1, 1)<br>ERA: 6.38   | 2.2 | L   | 16 | 8 | 6 | 6  | 4  | 1  | 0   | 0   | 1   | 0  | 0  | 45 | 68 | 20.25 | 3.375 |
| Terry Leach, R (3, 1)<br>ERA: 0.87 | 4.1 |     | 16 | 3 | 1 | 1  | 0  | 0  | 0   | 1   | 0   | 0  | 0  | 48 | 72 | 2.08  | 0.692 |
| Don Aase, R (8, 1)<br>ERA: 2.7     | 2.0 |     | 8  | 2 | 1 | 1  | 2  | 0  | 0   | 0   | 0   | 0  | 0  | 23 | 33 | 4.50  | 1.000 |

| 1B | 2B | 3B | HR | SF | SAC | DP | HBP |
|----|----|----|----|----|-----|----|-----|
| 9  | 4  | 0  | 0  | 3  | 0   | 1  | 1   |

BOTTOM

Chicago Cubs @ New York Mets  
Shea Stadium, Flushing, NY  
Fri Apr 21 1989, 7:05 PM EDT  
Att: 34,690 - Unknown - 63 F

livebaseballscorecards.com

|     |    |
|-----|----|
| AB  | 34 |
| R   | 4  |
| H   | 8  |
| RBI | 3  |
| BB  | 0  |
| SO  | 6  |
| LOB | 9  |



| AB | R | H | RBI | BB | SO | LOB |
|----|---|---|-----|----|----|-----|
| 4  | 0 | 2 | 0   | 0  | 0  | 0   |
| 4  | 1 | 1 | 1   | 0  | 1  | 2   |
| 4  | 0 | 0 | 0   | 0  | 0  | 1   |
| 4  | 0 | 1 | 0   | 0  | 0  | 1   |
| 4  | 1 | 1 | 0   | 0  | 0  | 1   |
| 4  | 2 | 2 | 1   | 0  | 1  | 1   |
| 4  | 0 | 1 | 0   | 0  | 1  | 2   |
| 2  | 0 | 0 | 0   | 0  | 0  | 0   |
| 1  | 0 | 0 | 1   | 0  | 1  | 1   |
| 0  | 0 | 0 | 0   | 0  | 0  | 0   |
| 2  | 0 | 0 | 0   | 0  | 1  | 0   |
| 1  | 0 | 0 | 0   | 0  | 1  | 0   |
| 0  | 0 | 0 | 0   | 0  | 0  | 0   |

|     |   |     |    |
|-----|---|-----|----|
| WP: | 1 | PA: | 35 |
| PB: | 0 |     |    |
| SB: | 2 |     |    |
| CS: | 0 |     |    |

| Batter  | 1        | 2          | 3              | 4 | 5          | 6           | 7             | 8          | 9          |
|---|----------|------------|----------------|---|------------|-------------|---------------|------------|------------|
| Lenny Dykstra, L (1, 8)<br>OBP: 0.450, SLG: 0.469         | 2-2 F8 ① |            | 2-1 FC4-6 1B   |   |            | 0-0 G4-3 2B |               | 1-2 F8 ①   |            |
| Mookie Wilson, S (1, 9)<br>OBP: 0.200, SLG: 0.342         | 1-3 K ②  |            | 0-0 FC4-6 1-2f |   |            | 0-0 F7 ①    |               | 2-1 HR     |            |
| Keith Hernandez, L (1, 3)<br>OBP: 0.296, SLG: 0.313       | 1-1 G3 ③ |            |                |   | 3-2 G4-3 ① | 0-1 G4-3 ②  |               | 0-1 G1-3 ② |            |
| Kevin McReynolds, R (1, 7)<br>OBP: 0.333, SLG: 0.327      |          | 1-2 G6-3 ① |                |   | 0-1 1B     | 1-1 F8 ③    |               | 1-2 G4-3 ③ |            |
| Gregg Jefferies, S (1, 4)<br>OBP: 0.170, SLG: 0.212       |          | 1-2 G6-3 ② |                |   | 0-0 F8 ②   |             | 1-2 WP 1B     |            | 0-1 G1-3 ① |
| Howard Johnson, S (1, 5) (8, 6)<br>OBP: 0.381, SLG: 0.486 |          | 2-2 HR     |                |   | 2-3 K      |             | 0-1 WP SF8 1B |            | 1-0 G6-3 ② |
| Barry Lyons, R (1, 2)<br>OBP: 0.300, SLG: 0.333           |          | 0-0 G4-3 ③ |                |   |            | 0-1 G6-3 ①  |               | 3-3 K      | 0-0 1B     |
| Kevin Elster, R (1, 6)<br>OBP: 0.327, SLG: 0.431          |          |            | 2-2 G6-3 ①     |   |            | 1-1 G6-3 ②  |               | 3-2 SF8 ②  | 1-3 K ③    |
| Dave Magadan, L (7, PH)<br>OBP: 0.250, SLG: 0.353 (8, 5)  |          |            |                |   |            |             |               | 2-H 3-H    |            |
| Bob Ojeda, L (1, 1)                                       |          |            | 0-0 P5 ②       |   |            | 0-3 K ③     |               |            |            |
| Terry Leach, R (3, 1)                                     |          |            |                |   |            |             |               |            |            |
| Lee Mazzilli, S (7, PH)<br>OBP: 0.375, SLG: 0.714         |          |            |                |   |            |             |               |            |            |
| Don Aase, R (8, 1)  |          |            |                |   |            |             |               |            |            |

| Inning Stats | R: 0 | H: 0   | R: 1  | H: 1   | R: 0 | H: 1   | R: 0 | H: 0   | R: 0 | H: 1   | R: 2  | H: 2   | R: 1  | H: 1   | R: 0 | H: 1   |
|--------------|------|--------|-------|--------|------|--------|------|--------|------|--------|-------|--------|-------|--------|------|--------|
|              | E: 0 | LOB: 0 | E: 0  | LOB: 0 | E: 0 | LOB: 1 | E: 0 | LOB: 0 | E: 0 | LOB: 1 | E: 0  | LOB: 0 | E: 0  | LOB: 0 | E: 0 | LOB: 1 |
|              | K: 1 | BB: 0  | K: 0  | BB: 0  | K: 1 | BB: 0  | K: 1 | BB: 0  | K: 1 | BB: 0  | K: 2  | BB: 0  | K: 0  | BB: 0  | K: 1 | BB: 0  |
|              | S: 8 | P: 12  | S: 10 | P: 14  | S: 8 | P: 12  | S: 7 | P: 8   | S: 6 | P: 7   | S: 18 | P: 28  | S: 10 | P: 14  | S: 7 | P: 9   |

| PITCHER                               | IP  | WLS | BF | H | R | ER | SO | BB | IBB | HBP | BLK | WP | HR | S  | P   | ERA  | WHIP  |
|---------------------------------------|-----|-----|----|---|---|----|----|----|-----|-----|-----|----|----|----|-----|------|-------|
| Rick Sutcliffe, R (1, 1)<br>ERA: 3.86 | 7.1 | W   | 29 | 7 | 4 | 4  | 5  | 0  | 0   | 0   | 0   | 1  | 2  | 72 | 104 | 4.91 | 0.955 |
| Steve Wilson, L (8, 1)<br>ERA: 4.91   | 1.2 | S   | 6  | 1 | 0 | 0  | 1  | 0  | 0   | 0   | 0   | 0  | 0  | 12 | 15  | 0.00 | 0.600 |

Chicago Cubs @ New York Mets  
 Shea Stadium, Flushing, NY  
 Sat Apr 22 1989, 3:33 AM EDT  
 Att. 41,323 - Cloudy - 50 F

livebaseballscorecards.com

|     |    |
|-----|----|
| AB  | 32 |
| R   | 1  |
| H   | 5  |
| RBI | 1  |
| BB  | 2  |
| SO  | 6  |
| LOB | 14 |



|     |   |     |    |
|-----|---|-----|----|
| WP: | 0 | PA: | 34 |
| PB: | 0 |     |    |
| SB: | 0 |     |    |
| CS: | 0 |     |    |

| AB | R | H | RBI | BB | SO | LOB |
|----|---|---|-----|----|----|-----|
| 4  | 0 | 1 | 0   | 0  | 1  | 1   |
| 3  | 0 | 0 | 0   | 1  | 1  | 1   |
| 4  | 0 | 1 | 0   | 0  | 0  | 2   |
| 4  | 0 | 0 | 0   | 0  | 0  | 3   |
| 4  | 0 | 1 | 0   | 0  | 1  | 0   |
| 4  | 0 | 1 | 0   | 0  | 2  | 2   |
| 2  | 1 | 0 | 0   | 1  | 0  | 1   |
| 1  | 0 | 0 | 0   | 0  | 0  | 2   |
| 3  | 0 | 1 | 0   | 0  | 0  | 1   |
| 2  | 0 | 0 | 1   | 0  | 0  | 1   |
| 0  | 0 | 0 | 0   | 0  | 0  | 0   |
| 1  | 0 | 0 | 0   | 0  | 1  | 0   |
| 0  | 0 | 0 | 0   | 0  | 0  | 0   |

| Batter  | 1           | 2           | 3                                | 4         | 5         | 6                                | 7           | 8         | 9                          |
|---|-------------|-------------|----------------------------------|-----------|-----------|----------------------------------|-------------|-----------|----------------------------|
| Jerome Walton, R (1, 8)<br>OBP: 0.314, SLG: 0.460   | 3-2<br>G6-3 |             | 1-3<br>K                         |           |           | 0-1<br>BB<br>1B                  |             | 2-1<br>F9 |                            |
| Mitch Webster, S (1, 7)<br>OBP: 0.479, SLG: 0.492   | 0-0<br>F8   |             | 1-3<br>K                         |           |           | 4-1<br>SAFE<br>SAFE<br>1-2<br>BB |             | 1-0<br>F8 |                            |
| 23 Ryne Sandberg, R (1, 4)<br>OBP: 0.329, SLG: 0.385  | 1-0<br>F9   |             |                                  | 3-2<br>F9 |           | 2-2<br>P3                        |             |           | 0-0<br>FC1-6<br>1B         |
| Andre Dawson, R (1, 9)<br>OBP: 0.333, SLG: 0.423  |             | 2-1<br>P4   |                                  | 0-2<br>F9 |           | 1-1<br>P2                        |             |           | 0-1<br>FC1-6<br>1B<br>1-2f |
| Mark Grace, L (1, 3)<br>OBP: 0.388, SLG: 0.386  |             | 1-1<br>F7   |                                  | 0-0<br>F8 |           |                                  | 2-3<br>K    |           | 2-0<br>1B                  |
| Curtis Wilkerson, S (1, 5)<br>OBP: 0.150, SLG: 0.211  |             | 2-2<br>G6-3 |                                  |           | 2-3<br>K  |                                  | 2-1<br>2B   |           | 2-3<br>K                   |
| Shawon Dunston, R (1, 6)<br>OBP: 0.275, SLG: 0.265<br>Phil Stephenson, L (9, PH)<br>OBP: 0.200, SLG: 0.111  |             |             | 4-0<br>1B<br>G4-3<br>BB          |           | 2-1<br>F8 |                                  | 1-2<br>G5-3 |           | 0-1<br>F8                  |
| Rick Wrona, R (1, 2)<br>OBP: 0.364, SLG: 0.364  |             |             | 1-0<br>SAFE<br>1-3<br>G4-3<br>1B |           | 0-0<br>F7 |                                  | 0-1<br>F9   |           |                            |
| Greg Maddux, R (1, 1)<br>OBP: 0.143, SLG: 0.143<br>Pat Perry, L (6, 1)<br>OBP: 0.500, SLG: 0.500<br>Vance Law, R (8, PH)<br>OBP: 0.216, SLG: 0.191<br>Jeff Pico, R (8, 1) |             |             | 1-1<br>G4-3                      |           |           | 1-2<br>G6-3                      |             | 1-3<br>K  |                            |

| Inning Stats | R: 0 | H: 0 | E: 0 | K: 0 | S: 5 | P: 9 | R: 0 | H: 0 | E: 0 | K: 0 | S: 7 | P: 12 | R: 1 | H: 1 | E: 0 | K: 2 | S: 11 | R: 0 | H: 0 | E: 0 | K: 0 | S: 8 | P: 11 | R: 0 | H: 1 | E: 0 | K: 1 | S: 7 | P: 11 | R: 0 | H: 1 | E: 0 | K: 0 | S: 12 | P: 20 | R: 0 | H: 1 | E: 0 | K: 1 | S: 11 | P: 16 | R: 0 | H: 0 | E: 0 | K: 1 | S: 6 | P: 10 | R: 0 | H: 2 | E: 0 | K: 1 | S: 11 | P: 15 |   |   |   |    |    |
|--------------|------|------|------|------|------|------|------|------|------|------|------|-------|------|------|------|------|-------|------|------|------|------|------|-------|------|------|------|------|------|-------|------|------|------|------|-------|-------|------|------|------|------|-------|-------|------|------|------|------|------|-------|------|------|------|------|-------|-------|---|---|---|----|----|
|              | 0    | 0    | 0    | 0    | 5    | 9    | 0    | 0    | 0    | 0    | 7    | 12    | 1    | 1    | 0    | 2    | 11    | 0    | 0    | 0    | 0    | 8    | 11    | 0    | 1    | 0    | 1    | 11   | 0     | 1    | 0    | 1    | 7    | 11    | 0     | 1    | 0    | 0    | 12   | 20    | 0     | 1    | 0    | 1    | 11   | 16   | 0     | 0    | 0    | 1    | 6    | 10    | 0     | 2 | 0 | 0 | 11 | 15 |

| PITCHER                               | IP  | WLS | BF | H | R | ER | SO | BB | IBB | HBP | BLK | WP | HR | S  | P   | ERA  | WHIP  |
|---------------------------------------|-----|-----|----|---|---|----|----|----|-----|-----|-----|----|----|----|-----|------|-------|
| Sid Fernandez, L (1, 1)<br>ERA: 1.45  | 8.0 | W   | 30 | 4 | 1 | 1  | 5  | 2  | 0   | 0   | 0   | 0  | 0  | 68 | 109 | 1.12 | 0.750 |
| Roger McDowell, R (9, 1)<br>ERA: 1.42 | 1.0 | S   | 4  | 1 | 0 | 0  | 1  | 0  | 0   | 0   | 0   | 0  | 0  | 10 | 14  | 0.00 | 1.000 |



BOTTOM

Chicago Cubs @ New York Mets  
Shea Stadium, Flushing, NY  
Sat Apr 22 1989, 3:33 AM EDT  
Att: 41,323 - Cloudy - 50 F

livebaseballscorecards.com

AB 28  
R 3  
H 6  
RBI 3  
BB 5  
SO 5  
LOB 16



WP: 0 PA: 35  
PB: 0  
SB: 0  
CS: 2

AB R H RBI BB SO LOB

3 0 1 0 1 0 1

1 1 1 1 1 0 0

3 0 0 0 1 1 3

3 0 1 1 1 0 2

4 1 1 1 0 2 4

4 0 1 0 0 0 0

4 0 0 0 0 1 1

2 1 1 0 1 0 1

1 0 0 0 0 0 0

3 0 0 0 0 1 4

0 0 0 0 0 0 0

1B: 4 SF: 0  
2B: 1 SAC: 2  
3B: 0 DP: 0  
HR: 1 HBP: 0

| Batter  | 1                    | 2           | 3                       | 4                    | 5                   | 6 | 7                   | 8 | 9 |
|---|----------------------|-------------|-------------------------|----------------------|---------------------|---|---------------------|---|---|
| Mookie Wilson, S<br>OBP: 0.227, SLG: 0.341<br>(1, 9)  | 0-1<br>F8            |             | 3-2<br>F7               |                      | 3-2<br>SH5-3<br>1B  |   | 4-2<br>SH5-3<br>BB  |   |   |
| Lenny Dykstra, L<br>OBP: 0.476, SLG: 0.515<br>(1, 8)  | 4-2<br>FC5-4<br>BB   |             | 1-1<br>1B<br>2B<br>2-H  |                      | 1-1<br>SH5-3<br>1-2 |   | 0-0<br>SH5-3<br>1-2 |   |   |
| Gregg Jefferies, S<br>OBP: 0.175, SLG: 0.200<br>(1, 4)  | 0-2<br>FC5-4<br>1-2f |             | 4-0<br>1B<br>BB         |                      | 1-0<br>F8           |   | 1-3<br>K            |   |   |
| Kevin McReynolds, R<br>OBP: 0.343, SLG: 0.328<br>(1, 7)   | 0-1<br>FC5-4<br>1-2f |             | 0-0<br>1B<br>1-3<br>2-H |                      | 0-0<br>P3           |   | 4-0<br>IBB          |   |   |
| Keith Hernandez, L<br>OBP: 0.293, SLG: 0.365<br>(1, 3)  |                      | 0-2<br>G4-3 | 3-3<br>K                |                      | 0-0<br>HR           |   | 2-3<br>K            |   |   |
| Howard Johnson, S<br>OBP: 0.370, SLG: 0.462<br>(1, 6)<br>(7, 5)   |                      | 1-0<br>G6-3 |                         | 0-0<br>G3            | 1-1<br>1B<br>CS     |   | 1-2<br>E3           |   |   |
| Gary Carter, R<br>OBP: 0.188, SLG: 0.178<br>(1, 2)  |                      | 1-2<br>F9   |                         | 0-0<br>E6<br>FC1-6   | 1-0<br>P3           |   | 3-3<br>K            |   |   |
| Dave Magadan, L<br>OBP: 0.304, SLG: 0.368<br>Kevin Elster, R<br>OBP: 0.321, SLG: 0.423<br>(6, PR)<br>(7, 6) |                      |             | 4-2<br>G1<br>2B<br>BB   | 2-2<br>FC1-6<br>1-2f | 3-2<br>CS<br>1B     |   | 3-2<br>P4           |   |   |
| Sid Fernandez, L<br>OBP: 0.167, SLG: 0.167<br>Roger McDowell, R<br>(9, 1)                                   |                      |             | 1-0<br>G1<br>1-2        | 3-2<br>G6-3          | 2-3<br>K<br>3-H     |   |                     |   |   |

| Inning Stats | R: 0 | H: 0 | E: 0 | K: 10 | LOB: 1 | BB: 1 | P: 14 | R: 0 | H: 0 | E: 0 | K: 8 | LOB: 0 | BB: 0 | P: 10 | R: 2 | H: 2 | E: 0 | K: 15 | LOB: 2 | BB: 2 | P: 31 | R: 0 | H: 1 | E: 1 | K: 8 | LOB: 1 | BB: 0 | P: 12 | R: 1 | H: 3 | E: 0 | K: 12 | LOB: 2 | BB: 0 | P: 19 | R: 0 | H: 0 | E: 0 | K: 9 | LOB: 2 | BB: 2 | P: 20 | R: 0 | H: 0 | E: 1 | K: 14 | LOB: 0 | BB: 0 | P: 21 |
|--------------|------|------|------|-------|--------|-------|-------|------|------|------|------|--------|-------|-------|------|------|------|-------|--------|-------|-------|------|------|------|------|--------|-------|-------|------|------|------|-------|--------|-------|-------|------|------|------|------|--------|-------|-------|------|------|------|-------|--------|-------|-------|
|--------------|------|------|------|-------|--------|-------|-------|------|------|------|------|--------|-------|-------|------|------|------|-------|--------|-------|-------|------|------|------|------|--------|-------|-------|------|------|------|-------|--------|-------|-------|------|------|------|------|--------|-------|-------|------|------|------|-------|--------|-------|-------|

| PITCHER                              | IP  | WLS | BF | H | R | ER | SO | BB | IBB | HBP | BLK | WP | HR | S  | P  | ERA  | WHIP  |
|--------------------------------------|-----|-----|----|---|---|----|----|----|-----|-----|-----|----|----|----|----|------|-------|
| Greg Maddux, R<br>ERA: 6.0<br>(1, 1) | 5.1 | L   | 26 | 6 | 3 | 3  | 1  | 3  | 0   | 0   | 0   | 0  | 1  | 56 | 92 | 5.06 | 1.688 |
| Pat Perry, L<br>ERA: 3.0<br>(6, 1)   | 1.2 |     | 6  | 0 | 0 | 0  | 3  | 1  | 1   | 0   | 0   | 0  | 0  | 14 | 27 | 0.00 | 0.600 |
| Jeff Pico, R<br>ERA: 7.2<br>(8, 1)   | 1.0 |     | 3  | 0 | 0 | 0  | 1  | 0  | 0   | 0   | 0   | 0  | 0  | 14 | 21 | 0.00 | 0.000 |

| PITCHER | IP | WLS | BF | H | R | ER | SO | BB | IBB | HBP | BLK | WP | HR | S | P | ERA | WHIP |
|---------|----|-----|----|---|---|----|----|----|-----|-----|-----|----|----|---|---|-----|------|
|---------|----|-----|----|---|---|----|----|----|-----|-----|-----|----|----|---|---|-----|------|

| Batter   | 1   | 2                               | 3                            | 4                                | 5                             | 6                                | 7                            | 8                               | 9                            | AB R H RBI BB SO LOB             | TOP                          |                                 |                              |                                  |                               |                                  |                               |                                  |                                  |                                    |                                  |        |  |  |  |  |  |
|--|---|---------------------------------|------------------------------|----------------------------------|-------------------------------|----------------------------------|------------------------------|---------------------------------|------------------------------|----------------------------------|------------------------------|---------------------------------|------------------------------|----------------------------------|-------------------------------|----------------------------------|-------------------------------|----------------------------------|----------------------------------|------------------------------------|----------------------------------|--------|--|--|--|--|--|
| Jerome Walton, R (1, 8)<br>OBP: 0.320, SLG: 0.471    | 0-0<br>F7   |                                 | 0-0<br>G3 WP<br>2B 1B        | 2-1<br>2B                        |                               | 0-0<br>L6                        |                              |                                 | 1-2<br>G6-3                  | 5 1 2 0 0 0 1                    |                              |                                 |                              |                                  |                               |                                  |                               |                                  |                                  |                                    |                                  |        |  |  |  |  |  |
| Mitch Webster, S (1, 7)<br>OBP: 0.447, SLG: 0.455    | 2-2<br>F8   |                                 | 2-2<br>G3                    | 0-0<br>P5                        |                               |                                  | 2-3<br>K                     |                                 | 1-2<br>E9                    | 5 0 0 0 0 1 2                    |                              |                                 |                              |                                  |                               |                                  |                               |                                  |                                  |                                    |                                  |        |  |  |  |  |  |
| 23 Ryne Sandberg, R (1, 4)<br>OBP: 0.307, SLG: 0.357 | 1-0<br>G5-3   |                                 | 0-3<br>K                     |                                  | 2-0<br>F8                     |                                  | 0-0<br>F9                    |                                 | 1-0<br>F9                    | 5 0 0 0 0 1 2                    |                              |                                 |                              |                                  |                               |                                  |                               |                                  |                                  |                                    |                                  |        |  |  |  |  |  |
| Andre Dawson, R (1, 9)<br>OBP: 0.359, SLG: 0.491     |   | 1-2<br>G6-3                     | 4-2<br>2B BB                 |                                  | 1-0<br>G4-3<br>1B             |                                  | 0-0<br>HR                    |                                 |                              | 3 1 2 1 1 0 0                    |                              |                                 |                              |                                  |                               |                                  |                               |                                  |                                  |                                    |                                  |        |  |  |  |  |  |
| Mark Grace, L (1, 3)<br>OBP: 0.394, SLG: 0.400       |   | 4-1<br>2B BB                    | 0-0<br>2B                    | 1-3<br>2B                        | 1-0<br>G4-3                   |                                  | 3-1<br>F9                    |                                 |                              | 3 0 1 1 1 0 1                    |                              |                                 |                              |                                  |                               |                                  |                               |                                  |                                  |                                    |                                  |        |  |  |  |  |  |
| Vance Law, R (1, 5)<br>OBP: 0.236, SLG: 0.220        | 1-0<br>2B   | 1-0<br>2B                       | 4-1<br>BB                    |                                  | 2-0<br>G6-3                   |                                  |                              | 1-3<br>K                        |                              | 3 0 1 0 1 1 1                    |                              |                                 |                              |                                  |                               |                                  |                               |                                  |                                  |                                    |                                  |        |  |  |  |  |  |
| Shawon Dunston, R (1, 6)<br>OBP: 0.273, SLG: 0.243   |   | 4-0<br>IBB                      | 1-3<br>K                     |                                  | 1-2<br>F9                     |                                  |                              | 1-3<br>K                        |                              | 3 0 0 0 1 2 3                    |                              |                                 |                              |                                  |                               |                                  |                               |                                  |                                  |                                    |                                  |        |  |  |  |  |  |
| Joe Girardi, R (1, 2)<br>OBP: 0.286, SLG: 0.239      |   | 2-1<br>P3                       |                              | 0-0<br>P3                        |                               | 1-1<br>F8                        |                              | 3-3<br>K                        |                              | 4 0 0 0 0 1 3                    |                              |                                 |                              |                                  |                               |                                  |                               |                                  |                                  |                                    |                                  |        |  |  |  |  |  |
| Paul Kilgus, L (1, 1)<br>OBP: 0.143, SLG: 0.143      |   | 2-1<br>F8                       |                              | 0-1<br>F8                        |                               | 0-0<br>1B                        |                              |                                 | 0-1<br>F8                    | 3 0 1 0 0 0 3                    |                              |                                 |                              |                                  |                               |                                  |                               |                                  |                                  |                                    |                                  |        |  |  |  |  |  |
| Calvin Schiraldi, R (7, 1)                           |   |                                 |                              |                                  |                               |                                  |                              |                                 |                              | 0 0 0 0 0 0 0                    |                              |                                 |                              |                                  |                               |                                  |                               |                                  |                                  |                                    |                                  |        |  |  |  |  |  |
| Mitch Williams, L (8, 1)                             |   |                                 |                              |                                  |                               |                                  |                              |                                 |                              | 0 0 0 0 0 0 0                    |                              |                                 |                              |                                  |                               |                                  |                               |                                  |                                  |                                    |                                  |        |  |  |  |  |  |
| Domingo Ramos, R (8, 6)<br>OBP: 0.348, SLG: 0.545    |   |                                 |                              |                                  |                               |                                  |                              |                                 |                              | 0 0 0 0 0 0 0                    |                              |                                 |                              |                                  |                               |                                  |                               |                                  |                                  |                                    |                                  |        |  |  |  |  |  |
| Phil Stephenson, L (9, PH)<br>OBP: 0.182, SLG: 0.100 |   |                                 |                              |                                  |                               |                                  |                              |                                 |                              | 1 0 0 0 0 0 0                    |                              |                                 |                              |                                  |                               |                                  |                               |                                  |                                  |                                    |                                  |        |  |  |  |  |  |
| <b>Inning Stats</b>                                  | R: 0<br>E: 0<br>K: 0<br>S: 5                          | H: 0<br>LOB: 0<br>BB: 0<br>P: 8 | R: 0<br>E: 0<br>K: 0<br>S: 9 | H: 1<br>LOB: 3<br>BB: 2<br>P: 23 | R: 1<br>E: 0<br>K: 2<br>S: 17 | H: 2<br>LOB: 3<br>BB: 2<br>P: 28 | R: 0<br>E: 0<br>K: 0<br>S: 6 | H: 1<br>LOB: 1<br>BB: 0<br>P: 8 | R: 0<br>E: 0<br>K: 0<br>S: 4 | H: 1<br>LOB: 1<br>BB: 0<br>P: 10 | R: 0<br>E: 0<br>K: 0<br>S: 7 | H: 1<br>LOB: 1<br>BB: 0<br>P: 9 | R: 1<br>E: 0<br>K: 1<br>S: 9 | H: 1<br>LOB: 0<br>BB: 0<br>P: 14 | R: 0<br>E: 0<br>K: 3<br>S: 12 | H: 0<br>LOB: 0<br>BB: 0<br>P: 17 | R: 0<br>E: 1<br>K: 0<br>S: 12 | H: 0<br>LOB: 1<br>BB: 0<br>P: 15 | 1B: 3<br>2B: 3<br>3B: 0<br>HR: 1 | SF: 0<br>SAC: 0<br>DP: 0<br>HBP: 0 | WP: 1<br>PB: 0<br>SB: 0<br>CS: 0 | PA: 39 |  |  |  |  |  |
| <b>PITCHER</b>                                       | IP WLS BF H R ER SO BB IBB HBP BLK WP HR S P ERA WHIP |                                 |                              |                                  |                               |                                  |                              |                                 |                              |                                  |                              |                                 |                              |                                  |                               |                                  |                               |                                  |                                  |                                    |                                  |        |  |  |  |  |  |
| Ron Darling, R (1, 1)<br>ERA: 8.2                    | 7.0   |                                 | 32                           | 7                                | 2                             | 2                                | 3                            | 3                               | 1                            | 0                                | 0                            | 1                               | 1                            | 57                               | 100                           | 2.57                             | 1.429                         |                                  |                                  |                                    |                                  |        |  |  |  |  |  |
| Rick Aguilera, R (8, 1)<br>ERA: 2.61                 | 2.0   | W                               | 7                            | 0                                | 0                             | 0                                | 3                            | 0                               | 0                            | 0                                | 0                            | 0                               | 0                            | 24                               | 32                            | 0.00                             | 0.000                         |                                  |                                  |                                    |                                  |        |  |  |  |  |  |

Chicago Cubs @ New York Mets  
Shea Stadium, Flushing, NY  
Sun Apr 23 1989, 3:33 AM EDT  
Att. 40,268 - Sunny - 52 F

livebaseballscorecards.com

|     |    |
|-----|----|
| AB  | 35 |
| R   | 2  |
| H   | 7  |
| RBI | 2  |
| BB  | 4  |
| SO  | 6  |
| LOB | 16 |



**BOTTOM**

**Chicago Cubs @ New York Mets**  
 Shea Stadium, Flushing, NY  
 Sun Apr 23 1989, 3:33 AM EDT  
 Att. 40,268 - Sunny - 52 F

livebaseballscorecards.com

|            |           |
|------------|-----------|
| <b>AB</b>  | <b>32</b> |
| <b>R</b>   | <b>4</b>  |
| <b>H</b>   | <b>9</b>  |
| <b>RBI</b> | <b>4</b>  |
| <b>BB</b>  | <b>3</b>  |
| <b>SO</b>  | <b>6</b>  |
| <b>LOB</b> | <b>16</b> |



|       |        |
|-------|--------|
| WP: 0 | PA: 35 |
| PB: 0 |        |
| SB: 0 |        |
| CS: 1 |        |

| AB    | R      | H | RBI | BB | SO | LOB |
|-------|--------|---|-----|----|----|-----|
| 4     | 0      | 1 | 1   | 0  | 1  | 1   |
| 4     | 0      | 0 | 0   | 0  | 1  | 4   |
| 3     | 1      | 1 | 0   | 1  | 0  | 0   |
| 4     | 1      | 2 | 2   | 0  | 0  | 1   |
| 3     | 1      | 2 | 0   | 1  | 0  | 0   |
| 4     | 0      | 1 | 0   | 0  | 1  | 3   |
| 4     | 1      | 1 | 1   | 0  | 0  | 4   |
| 4     | 0      | 1 | 0   | 0  | 1  | 2   |
| 2     | 0      | 0 | 0   | 0  | 2  | 1   |
| 0     | 0      | 0 | 0   | 1  | 0  | 0   |
| 0     | 0      | 0 | 0   | 0  | 0  | 0   |
| 1B: 7 | SF: 0  |   |     |    |    |     |
| 2B: 0 | SAC: 0 |   |     |    |    |     |
| 3B: 0 | DP: 0  |   |     |    |    |     |
| HR: 2 | HBP: 0 |   |     |    |    |     |

| Batter  | 1   | 2                                | 3                            | 4                               | 5                            | 6                                | 7                                 | 8                                | 9                             |                                  |                               |                                  |                               |                                  |                               |                                  |
|---|---|----------------------------------|------------------------------|---------------------------------|------------------------------|----------------------------------|-----------------------------------|----------------------------------|-------------------------------|----------------------------------|-------------------------------|----------------------------------|-------------------------------|----------------------------------|-------------------------------|----------------------------------|
| <b>Mookie Wilson, S</b> (1, 9)<br>OBP: 0.229, SLG: 0.333    | 1-3 <b>K</b> ①  |                                  | 0-0 <b>F7</b> ②              |                                 | 1-0 <b>G1-3</b> ③            |                                  | 1-2 <b>1B</b> ①<br>1-2 2-3 3-H    |                                  |                               |                                  |                               |                                  |                               |                                  |                               |                                  |
| <b>Lenny Dykstra, L</b> (1, 8)<br>OBP: 0.435, SLG: 0.459    | 0-1 <b>G6-3</b> ②                                     |                                  | 3-3 <b>K</b> ③               |                                 |                              | 2-2 <b>G3</b> ①                  | 2-1 <b>P3</b> ③                   |                                  |                               |                                  |                               |                                  |                               |                                  |                               |                                  |
| <b>Tim Teufel, R</b> (1, 4)<br>OBP: 0.444, SLG: 0.458       | 2-2 <b>1B</b> ①                                       |                                  |                              | 1-2 <b>P3</b> ①                 |                              | 0-2 <b>L9</b> ②                  |                                   | 4-0 <b>HR</b> <b>BB</b>          |                               |                                  |                               |                                  |                               |                                  |                               |                                  |
| <b>Kevin McReynolds, R</b> (1, 7)<br>OBP: 0.352, SLG: 0.387 | 2-0 <b>F9</b> ③                                       |                                  |                              | 0-0 <b>1B</b> <b>1B</b>         |                              | 1-2 <b>G6-3</b> ③                |                                   | 2-1 <b>HR</b> <b>1-H</b>         |                               |                                  |                               |                                  |                               |                                  |                               |                                  |
| <b>Keith Hernandez, L</b> (1, 3)<br>OBP: 0.323, SLG: 0.382  |   | 1-0 <b>G1-3</b> ①                |                              | 1-2 <b>1B</b> ①                 |                              |                                  | 3-2 <b>BB</b> <b>1B</b> <b>1B</b> | 4-2 <b>CS</b> <b>BB</b>          |                               |                                  |                               |                                  |                               |                                  |                               |                                  |
| <b>Howard Johnson, S</b> (1, 5)<br>OBP: 0.360, SLG: 0.442   |   | 0-0 <b>F8</b> ②                  |                              | 1-1 <b>F8</b> ②                 |                              |                                  | 3-2 <b>1B</b> <b>BB</b> <b>1B</b> | 1-3 <b>K</b> ①                   |                               |                                  |                               |                                  |                               |                                  |                               |                                  |
| <b>Gary Carter, R</b> (1, 2)<br>OBP: 0.192, SLG: 0.245      |   | 1-1 <b>P2</b> ③                  |                              | 0-1 <b>G4-3</b> ③               |                              |                                  | 3-2 <b>P3</b> ①                   | 2-1 <b>HR</b> <b>1-2</b>         |                               |                                  |                               |                                  |                               |                                  |                               |                                  |
| <b>Kevin Elster, R</b> (1, 6)<br>OBP: 0.317, SLG: 0.411     |   |                                  | 0-0 <b>BLK</b> <b>1B</b>     |                                 | 2-2 <b>G5-3</b> ①            |                                  | 0-3 <b>K</b> ②                    | 0-1 <b>G4-3</b> ③                |                               |                                  |                               |                                  |                               |                                  |                               |                                  |
| <b>Ron Darling, R</b> (1, 1)                                |   |                                  | 1-3 <b>K</b> ①               |                                 |                              |                                  | 4-2 <b>1B</b>                     |                                  |                               |                                  |                               |                                  |                               |                                  |                               |                                  |
| <b>Lee Mazzilli, S</b> (7, PH)<br>OBP: 0.444, SLG: 0.714    |   |                                  |                              |                                 |                              |                                  | 1-2 <b>BB</b>                     |                                  |                               |                                  |                               |                                  |                               |                                  |                               |                                  |
| <b>Rick Aguilera, R</b> (8, 1)                              |   |                                  | 1-2 <b>K</b>                 |                                 |                              |                                  |                                   |                                  |                               |                                  |                               |                                  |                               |                                  |                               |                                  |
| <b>Inning Stats</b>   | R: 0<br>E: 0<br>K: 1<br>S: 9                          | H: 1<br>LOB: 1<br>BB: 0<br>P: 14 | R: 0<br>E: 0<br>K: 0<br>S: 4 | H: 0<br>LOB: 0<br>BB: 0<br>P: 6 | R: 0<br>E: 0<br>K: 2<br>S: 8 | H: 1<br>LOB: 1<br>BB: 0<br>P: 12 | R: 0<br>E: 0<br>K: 0<br>S: 11     | H: 2<br>LOB: 2<br>BB: 0<br>P: 14 | R: 0<br>E: 0<br>K: 1<br>S: 11 | H: 0<br>LOB: 0<br>BB: 0<br>P: 14 | R: 0<br>E: 0<br>K: 0<br>S: 10 | H: 0<br>LOB: 0<br>BB: 0<br>P: 13 | R: 1<br>E: 0<br>K: 1<br>S: 22 | H: 3<br>LOB: 3<br>BB: 1<br>P: 38 | R: 3<br>E: 0<br>K: 1<br>S: 14 | H: 2<br>LOB: 0<br>BB: 2<br>P: 27 |
| <b>PITCHER</b>  | IP WLS BF H R ER SO BB IBB HBP BLK WP HR S P ERA WHIP |                                  |                              |                                 |                              |                                  |                                   |                                  |                               |                                  |                               |                                  |                               |                                  |                               |                                  |
| <b>Paul Kilgus, L</b> (1, 1)<br>ERA: 4.09                   | 6.0   |                                  | 24                           | 6                               | 1                            | 1                                | 4                                 | 0                                | 0                             | 0                                | 0                             | 0                                | 62                            | 88                               | 1.50                          | 1.000                            |
| <b>Calvin Schiraldi, R</b> (7, 1)<br>ERA: 3.38              | 1.0   | L                                | 7                            | 2                               | 2                            | 2                                | 1                                 | 2                                | 0                             | 0                                | 0                             | 0                                | 1                             | 31                               | 18.00                         | 4.000                            |
| <b>Mitch Williams, L</b> (8, 1)<br>ERA: 2.79                | 1.0   |                                  | 4                            | 1                               | 1                            | 1                                | 1                                 | 1                                | 0                             | 0                                | 0                             | 0                                | 1                             | 12                               | 9.00                          | 2.000                            |

| Batter   | 1  | 2  | 3   | 4  | 5  | 6   | 7  | 8   | 9   | AB R H RBI BB SO LOB   | TOP  |  |
|--|--|--|---|--|--|---|--|---|---|--|--|--|
| Ron Gant, R (1, 5)<br>OBP: 0.271, SLG: 0.344       | 0-0<br>P2  |  | 1-3<br>K  |  |  | 2-2<br>P5   |  | 1-2<br>HR   |   | 4 1 1 1 0 1 0  |  |  |
| Lonnie Smith, R (1, 7)<br>OBP: 0.409, SLG: 0.487   | 4-2<br>S<br>BB   |  | 1-1<br>F7   |  |  | 2-2<br>G6-3   |  | 1-1<br>B1   |   | 3 0 0 0 1 0 0  |  |  |
| Gerald Perry, L (1, 3)<br>OBP: 0.489, SLG: 0.559   | 1-1<br>SAFE<br>F7  |  | 1-1<br>F7   |  | 3-1<br>P5  | 4-1<br>BB   |  | 4-2<br>S<br>BB  |   | 2 0 0 0 2 0 1  |  |  |
| Dale Murphy, R (1, 8)<br>OBP: 0.256, SLG: 0.363    | 1-1<br>L5  |  | 1-1<br>L5   |  | 0-3<br>K   | 1-3<br>K  |  | 3-3<br>K  |   | 4 0 0 0 0 3 3  |  |  |
| Andres Thomas, R (1, 6)<br>OBP: 0.310, SLG: 0.393  |  | 0-1<br>G6-3  |   | 1-3<br>K   |  | 1-1<br>E1<br>F8<br>1B   |  | 0-3<br>K  |   | 4 0 1 0 0 2 0  |  |  |
| Dion James, L (1, 9)<br>OBP: 0.387, SLG: 0.357     |  | 3-2<br>G4-3  |   | 3-2<br>FC1-6<br>1B   |  | 0-0<br>F8   |  | 1-1<br>1B   |   | 4 0 2 0 0 0 1  |  |  |
| Jody Davis, R (1, 2)<br>OBP: 0.203, SLG: 0.172     |  | 4-1<br>BB  |   | 0-0<br>FC1-6<br>1-2f   |  | 1-3<br>K  |  | 0-3<br>K  |   | 3 0 0 0 1 2 3  |  |  |
| Jeff Treadway, L (1, 4)<br>OBP: 0.234, SLG: 0.326  |  | 0-1<br>G3  |   | 2-3<br>K   |  | 1-2<br>L1   |  | 2-2<br>FC6-4<br>1B  |   | 4 0 1 0 0 1 3  |  |  |
| Zane Smith, L (1, 1)<br>OBP: 0.143, SLG: 0.143     |  |  | 0-0<br>F8   |  | 2-0<br>F7  |   |  | 2-3<br>K  |   | 2 0 0 0 0 0 1  |  |  |
| Terry Blocker, L (8, PH)                           |  |  |   |  |  |   |  |   |   | 1 0 0 0 0 1 0  |  |  |
| Jim Acker, R (8, 1)                                |  |  |   |  |  |   |  |   |   | 0 0 0 0 0 0 0  |  |  |
| Darrell Evans, L (9, PH)<br>OBP: 0.250, SLG: 0.286 |  |  |   |  |  |   |  |   |   | 1 0 0 0 0 0 2  |  |  |
| <b>Inning Stats</b>                                | R: 0<br>E: 0<br>K: 0<br>S: 7<br>H: 0<br>LOB: 1<br>BB: 1<br>P: 13 | R: 0<br>E: 0<br>K: 0<br>S: 8<br>H: 0<br>LOB: 1<br>BB: 1<br>P: 15 | R: 0<br>E: 0<br>K: 1<br>S: 6<br>H: 0<br>LOB: 0<br>BB: 0<br>P: 8 | R: 0<br>E: 0<br>K: 2<br>S: 8<br>H: 0<br>LOB: 0<br>BB: 0<br>P: 12 | R: 0<br>E: 0<br>K: 1<br>S: 8<br>H: 1<br>LOB: 1<br>BB: 0<br>P: 15 | R: 0<br>E: 0<br>K: 1<br>S: 10<br>H: 0<br>LOB: 1<br>BB: 1<br>P: 19 | R: 0<br>E: 1<br>K: 1<br>S: 9<br>H: 1<br>LOB: 1<br>BB: 0<br>P: 12 | R: 1<br>E: 0<br>K: 2<br>S: 14<br>H: 1<br>LOB: 1<br>BB: 1<br>P: 24 | R: 0<br>E: 0<br>K: 2<br>S: 15<br>H: 2<br>LOB: 2<br>BB: 0<br>P: 18 | 1B: 4<br>2B: 0<br>3B: 0<br>HR: 1<br>SF: 0<br>SAC: 0<br>DP: 0<br>HBP: 0 | WP: 0<br>PB: 0<br>SB: 2<br>CS: 0<br>PA: 36 |  |
| <b>PITCHER</b>                                     | IP WLS BF H R ER SO BB IBB HBP BLK WP HR S P ERA WHIP            |  |   |  |  |   |  |   |   |  |  |  |
| David Cone, R (1, 1)<br>ERA: 2.59                  | 8.2 W 35 5 1 1 10 4 0 0 0 0 1 82 133 1.04 1.038                  |  |   |  |  |   |  |   |   |  |  |  |
| Randy Myers, L (9, 1)<br>ERA: 1.69                 | 0.1 S 1 0 0 0 0 0 0 0 0 0 0 0 3 3 0.00 0.000                     |  |   |  |  |   |  |   |   |  |  |  |

Atlanta Braves @ New York Mets  
Shea Stadium, Flushing, NY  
Tue Apr 25 1989, 7:05 PM EDT  
Att. 25,452 - Unknown - 63 F

livebaseballscorecards.com

|     |    |
|-----|----|
| AB  | 32 |
| R   | 1  |
| H   | 5  |
| RBI | 1  |
| BB  | 4  |
| SO  | 10 |
| LOB | 14 |



| Batter  | 1                               | 2  | 3               | 4                        | 5                               | 6                      | 7             | 8                | 9 |
|---|---------------------------------|--|-----------------|--------------------------|---------------------------------|------------------------|---------------|------------------|---|
| Mookie Wilson, S<br>OBP: 0.231, SLG: 0.367<br>(1, 9)<br>BB<br>C<br>X                      | 2-1<br>G4-3<br>①                |  | 2-0<br>F9<br>③  |                          |                                 | 2-1<br>SF7<br>3B<br>②  |               | 1-1<br>G4-3<br>③ |   |
| Lenny Dykstra, L<br>OBP: 0.449, SLG: 0.538<br>(1, 8)<br>C<br>S<br>B<br>B<br>X             | 2-2<br>G4-6-3<br>1B             |  |                 | 1-2<br>SF9<br>3B<br>①    |                                 | 0-0<br>SF7<br>3-H<br>② |               |                  |   |
| Gregg Jefferies, S<br>OBP: 0.167, SLG: 0.190<br>(1, 5)<br>1 SAFE<br>C<br>F<br>C<br>B<br>X | 1-2<br>G4-6-3<br>1-2f<br>②<br>③ |  |                 | 2-2<br>G5-3<br>①         |                                 | 1-3<br>K<br>③          |               |                  |   |
| Kevin McReynolds, R<br>OBP: 0.351, SLG: 0.381<br>(1, 7)                                   |                                 | 4-1<br>G4-3<br>S<br>BB<br>①                              |                 | 2-1<br>SF9<br>3-H<br>②   |                                 | 1-2<br>G6-3<br>①       |               |                  |   |
| Keith Hernandez, L<br>OBP: 0.308, SLG: 0.362<br>(1, 3)                                    |                                 | 1 SAFE<br>1 SAFE<br>1 SAFE<br>C<br>C<br>B<br>B<br>S<br>① | 3-3<br>K<br>1-2 | 0-3<br>K<br>③            |                                 | 2-1<br>P5<br>②         |               |                  |   |
| Tim Teufel, R<br>OBP: 0.400, SLG: 0.407<br>(1, 4)   |                                 | 2-1<br>G4-3<br>2-3<br>②                                  |                 | 0-3<br>K<br>①            |                                 | 1-3<br>K<br>③          |               |                  |   |
| Gary Carter, R<br>OBP: 0.200, SLG: 0.235<br>(1, 2)  |                                 | 2-1<br>G5-3<br>③   |                 | 4-1<br>G4-6-3<br>BB<br>② |                                 | 0-1<br>L5<br>①         |               |                  |   |
| Kevin Elster, R<br>OBP: 0.302, SLG: 0.390<br>(1, 6)                                       |                                 |  | 3-1<br>F9<br>①  |                          | 1-2<br>G4-6-3<br>1-2f<br>②<br>③ |                        | 1-3<br>K<br>② |                  |   |
| David Cone, L<br>OBP: 0.333, SLG: 0.273<br>Randy Myers, L<br>(9, 1)                       |                                 |  | 2-3<br>K<br>②   |                          | 2-2<br>G6-3<br>①                |                        | 0-0<br>1B     |                  |   |

| Inning Stats                     | R: 0<br>E: 0<br>K: 0<br>S: 8       | H: 1<br>LOB: 0<br>BB: 0<br>P: 13 | R: 0<br>E: 0<br>K: 1<br>S: 8 | H: 0<br>LOB: 1<br>BB: 1<br>P: 19 | R: 0<br>E: 0<br>K: 1<br>S: 7 | H: 0<br>LOB: 0<br>BB: 0<br>P: 14 | R: 1<br>E: 0<br>K: 1<br>S: 11 | H: 1<br>LOB: 0<br>BB: 0<br>P: 16 | R: 0<br>E: 0<br>K: 1<br>S: 9 | H: 0<br>LOB: 0<br>BB: 1<br>P: 13 | R: 1<br>E: 0<br>K: 1<br>S: 11 | H: 1<br>LOB: 0<br>BB: 0<br>P: 16 | R: 0<br>E: 0<br>K: 1<br>S: 8 | H: 0<br>LOB: 0<br>BB: 0<br>P: 12 | R: 0<br>E: 0<br>K: 1<br>S: 8 | H: 1<br>LOB: 1<br>BB: 0<br>P: 10 |
|----------------------------------|------------------------------------|----------------------------------|------------------------------|----------------------------------|------------------------------|----------------------------------|-------------------------------|----------------------------------|------------------------------|----------------------------------|-------------------------------|----------------------------------|------------------------------|----------------------------------|------------------------------|----------------------------------|
| 1B: 2<br>2B: 0<br>3B: 2<br>HR: 0 | SF: 2<br>SAC: 0<br>DP: 2<br>HBP: 0 | WP: 0<br>PB: 0<br>SB: 1<br>CS: 0 | PA: 28                       |                                  |                              |                                  |                               |                                  |                              |                                  |                               |                                  |                              |                                  |                              |                                  |


| PITCHER                              | IP  | WLS | BF | H | R | ER | SO | BB | IBB | HBP | BLK | WP | HR | S  | P   | ERA  | WHIP  |
|--------------------------------------|-----|-----|----|---|---|----|----|----|-----|-----|-----|----|----|----|-----|------|-------|
| Zane Smith, L<br>ERA: 5.13<br>(1, 1) | 7.0 | L   | 24 | 3 | 2 | 2  | 6  | 2  | 0   | 0   | 0   | 0  | 0  | 62 | 103 | 2.57 | 0.714 |
| Jim Acker, R<br>ERA: 1.98<br>(8, 1)  | 1.0 |     | 4  | 1 | 0 | 0  | 1  | 0  | 0   | 0   | 0   | 0  | 0  | 8  | 10  | 0.00 | 1.000 |

**BOTTOM**

**Atlanta Braves @ New York Mets**  
 Shea Stadium, Flushing, NY  
 Tue Apr 25 1989, 7:05 PM EDT  
 Att: 25,452 - Unknown - 63 F

[livebaseballscorecards.com](http://livebaseballscorecards.com)

|            |           |
|------------|-----------|
| <b>AB</b>  | <b>24</b> |
| <b>R</b>   | <b>2</b>  |
| <b>H</b>   | <b>4</b>  |
| <b>RBI</b> | <b>2</b>  |
| <b>BB</b>  | <b>2</b>  |
| <b>SO</b>  | <b>7</b>  |
| <b>LOB</b> | <b>7</b>  |



| Batter   | 1                             | 2                                | 3                            | 4                                | 5                             | 6                                | 7                            | 8                                | 9                             | AB R H RBI BB SO LOB  | TOP                          |                                 |                              |                                  |                              |                                  |                               |                                  |                                  |                                    |                                  |        |    |    |   |   |     |      |  |  |  |  |  |
|--|-------------------------------|----------------------------------|------------------------------|----------------------------------|-------------------------------|----------------------------------|------------------------------|----------------------------------|-------------------------------|---|------------------------------|---------------------------------|------------------------------|----------------------------------|------------------------------|----------------------------------|-------------------------------|----------------------------------|----------------------------------|------------------------------------|----------------------------------|--------|----|----|---|---|-----|------|--|--|--|--|--|
| Ron Gant, R<br>OBP: 0.280, SLG: 0.385<br>(1, 5)  | 2-3<br>                       |                                  | 0-1<br>                      |                                  | 2-3<br>                       |                                  | 0-0<br>                      |                                  | 4-2<br>                       | 4 1 1 1 1 2 1   |                              |                                 |                              |                                  |                              |                                  |                               |                                  |                                  |                                    |                                  |        |    |    |   |   |     |      |  |  |  |  |  |
| Lonnie Smith, R<br>OBP: 0.429, SLG: 0.488<br>(1, 7)  | 1-1<br>                       |                                  | 4-1<br>                      |                                  | 2-2<br>                       |                                  |                              | 3-3<br>                          | 4-1<br>                       | 2 0 1 0 2 1 0   |                              |                                 |                              |                                  |                              |                                  |                               |                                  |                                  |                                    |                                  |        |    |    |   |   |     |      |  |  |  |  |  |
| Gerald Perry, L<br>OBP: 0.462, SLG: 0.521<br>(1, 3)  | 3-3<br>                       |                                  | 1-1<br>                      |                                  | 2-3<br>                       |                                  |                              | 1-0<br>                          | 3-3<br>                       | 5 0 0 0 0 3 6   |                              |                                 |                              |                                  |                              |                                  |                               |                                  |                                  |                                    |                                  |        |    |    |   |   |     |      |  |  |  |  |  |
| Dale Murphy, R<br>OBP: 0.256, SLG: 0.357<br>(1, 8)   | 3-3<br>                       |                                  | 1-3<br>                      |                                  |                               | 1-3<br>                          |                              | 1-0<br>                          |                               | 4 0 1 0 0 3 3   |                              |                                 |                              |                                  |                              |                                  |                               |                                  |                                  |                                    |                                  |        |    |    |   |   |     |      |  |  |  |  |  |
| Andres Thomas, R<br>OBP: 0.306, SLG: 0.383<br>(1, 6)   |                               | 1-0<br>                          | 0-1<br>                      |                                  |                               | 1-0<br>                          |                              | 0-1<br>                          |                               | 4 0 1 0 0 0 2   |                              |                                 |                              |                                  |                              |                                  |                               |                                  |                                  |                                    |                                  |        |    |    |   |   |     |      |  |  |  |  |  |
| Dion James, L<br>OBP: 0.371, SLG: 0.323<br>(1, 9)  |                               | 4-2<br>                          |                              | 1-2<br>                          |                               | 0-0<br>                          |                              | 2-1<br>                          |                               | 3 0 0 0 1 0 2   |                              |                                 |                              |                                  |                              |                                  |                               |                                  |                                  |                                    |                                  |        |    |    |   |   |     |      |  |  |  |  |  |
| Jody Davis, R<br>OBP: 0.205, SLG: 0.164<br>(1, 2)  |                               | 4-2<br>                          |                              | 2-3<br>                          |                               |                                  | 1-1<br>                      |                                  | 2-1<br>                       | 3 0 0 0 1 1 0   |                              |                                 |                              |                                  |                              |                                  |                               |                                  |                                  |                                    |                                  |        |    |    |   |   |     |      |  |  |  |  |  |
| Jeff Treadway, L<br>OBP: 0.235, SLG: 0.320<br>(1, 4)   |                               | 2-0<br>                          |                              | 1-0<br>                          |                               |                                  | 1-1<br>                      |                                  | 0-0<br>                       | 4 0 1 0 0 0 2   |                              |                                 |                              |                                  |                              |                                  |                               |                                  |                                  |                                    |                                  |        |    |    |   |   |     |      |  |  |  |  |  |
| Pete Smith, R<br>Paul Assenmacher, L<br>Terry Blocker, L<br>Jim Acker, R<br>Darrell Evans, L<br>OBP: 0.240, SLG: 0.273<br>(1, 1)<br>(5, 1)<br>(7, PH)<br>(7, 1)<br>(9, PH) |                               |                                  | 0-2<br>                      |                                  | 3-2<br>                       |                                  | 4-1<br>                      |                                  | 3-2<br>                       | 2 0 0 0 0 0 0<br>0 0 0 0 0 0 0<br>0 0 0 0 1 0 0<br>0 0 0 0 0 0 0<br>1 0 0 0 0 0 1 |                              |                                 |                              |                                  |                              |                                  |                               |                                  |                                  |                                    |                                  |        |    |    |   |   |     |      |  |  |  |  |  |
| <b>Inning Stats</b>  | R: 0<br>E: 0<br>K: 3<br>S: 12 | H: 1<br>LOB: 1<br>BB: 0<br>P: 21 | R: 0<br>E: 0<br>K: 0<br>S: 7 | H: 0<br>LOB: 1<br>BB: 2<br>P: 18 | R: 1<br>E: 1<br>K: 1<br>S: 13 | H: 1<br>LOB: 2<br>BB: 1<br>P: 19 | R: 0<br>E: 0<br>K: 1<br>S: 7 | H: 0<br>LOB: 0<br>BB: 0<br>P: 11 | R: 0<br>E: 0<br>K: 2<br>S: 11 | H: 0<br>LOB: 1<br>BB: 0<br>P: 20  | R: 0<br>E: 0<br>K: 1<br>S: 5 | H: 0<br>LOB: 0<br>BB: 0<br>P: 7 | R: 0<br>E: 0<br>K: 0<br>S: 6 | H: 0<br>LOB: 1<br>BB: 1<br>P: 12 | R: 0<br>E: 0<br>K: 1<br>S: 9 | H: 2<br>LOB: 2<br>BB: 0<br>P: 16 | R: 0<br>E: 0<br>K: 1<br>S: 16 | H: 1<br>LOB: 3<br>BB: 2<br>P: 32 | 1B: 4<br>2B: 1<br>3B: 0<br>HR: 1 | SF: 0<br>SAC: 0<br>DP: 1<br>HBP: 1 | WP: 0<br>PB: 0<br>SB: 4<br>CS: 0 | PA: 39 |    |    |   |   |     |      |  |  |  |  |  |
| <b>PITCHER</b><br>Dwight Gooden, R<br>ERA: 2.41<br>Randy Myers, L<br>ERA: 1.64   | IP<br>8.2                     | WLS<br>W                         | BF<br>38                     | H<br>5                           | R<br>1                        | ER<br>1                          | SO<br>9                      | BB<br>6                          | IBB<br>0                      | HBP<br>1  | BLK<br>1                     | WP<br>0                         | HR<br>1                      | S<br>79                          | P<br>146                     | ERA<br>1.04                      | WHIP<br>1.269                 |                                  |                                  |                                    |                                  |        |    |    |   |   |     |      |  |  |  |  |  |
|  |                               |                                  |                              |                                  |                               |                                  |                              |                                  |                               |   | <b>PITCHER</b>               | IP                              | WLS                          | BF                               | H                            | R                                | ER                            | SO                               | BB                               | IBB                                | HBP                              | BLK    | WP | HR | S | P | ERA | WHIP |  |  |  |  |  |

Atlanta Braves @ New York Mets  
Shea Stadium, Flushing, NY  
Wed Apr 26 1989, 7:05 PM EDT  
Att. 39,665 - Unknown - 60 F

livebaseballscorecards.com

|     |    |
|-----|----|
| AB  | 32 |
| R   | 1  |
| H   | 5  |
| RBI | 1  |
| BB  | 6  |
| SO  | 10 |
| LOB | 17 |



**BOTTOM**

**Atlanta Braves @ New York Mets**  
 Shea Stadium, Flushing, NY  
 Wed Apr 26 1989, 7:05 PM EDT  
 Att: 39,665 - Unknown - 60 F

livebaseballscorecards.com

|            |           |
|------------|-----------|
| <b>AB</b>  | <b>33</b> |
| <b>R</b>   | <b>6</b>  |
| <b>H</b>   | <b>11</b> |
| <b>RBI</b> | <b>5</b>  |
| <b>BB</b>  | <b>1</b>  |
| <b>SO</b>  | <b>12</b> |
| <b>LOB</b> | <b>12</b> |



|       |        |
|-------|--------|
| WP: 1 | PA: 34 |
| PB: 0 |        |
| SB: 1 |        |
| CS: 0 |        |

| AB    | R      | H | RBI | BB | SO | LOB |
|-------|--------|---|-----|----|----|-----|
| 3     | 2      | 2 | 1   | 1  | 0  | 1   |
| 4     | 0      | 2 | 1   | 0  | 1  | 2   |
| 4     | 1      | 2 | 0   | 0  | 0  | 3   |
| 4     | 0      | 1 | 0   | 0  | 3  | 3   |
| 4     | 1      | 1 | 1   | 0  | 1  | 3   |
| 4     | 1      | 1 | 2   | 0  | 2  | 0   |
| 4     | 0      | 0 | 0   | 0  | 2  | 0   |
| 3     | 0      | 0 | 0   | 0  | 2  | 0   |
| 3     | 1      | 2 | 0   | 0  | 1  | 0   |
| 0     | 0      | 0 | 0   | 0  | 0  | 0   |
| 1B: 7 | SF: 0  |   |     |    |    |     |
| 2B: 2 | SAC: 0 |   |     |    |    |     |
| 3B: 0 | DP: 2  |   |     |    |    |     |
| HR: 2 | HBP: 0 |   |     |    |    |     |

| Batter   | 1   | 2   | 3   | 4   | 5   | 6   | 7   | 8   | 9   |
|--|---|---|---|---|---|---|---|---|---|
| <b>Lenny Dykstra, L</b><br>OBP: 0.472, SLG: 0.548<br>(1, 8)  | 4-1<br>1B WP<br>BB                                    |   | 0-0<br>F8   |   | 2-0<br>2B 1B  |   | 1-0<br>G5-4-3<br>1B                                   |   |   |
| <b>Gregg Jefferies, S</b><br>OBP: 0.188, SLG: 0.226<br>(1, 4)  | 1-1<br>1B WP<br>1-3                                   |   | 1-3<br>K  |   | 1-0<br>1B 2B  |   | 1-1<br>G5-4-3<br>1-2f                                 |   |   |
| <b>Dave Magadan, L</b><br>OBP: 0.333, SLG: 0.391<br>(1, 3)   | 2-1<br>L6   |   | 1-1<br>F7   |   | 3-2<br>1B   |   | 3-1<br>G6-4-3<br>1B HR                                |   |   |
| <b>Darryl Strawberry, L</b><br>OBP: 0.377, SLG: 0.623<br>(1, 9)  | 1-3<br>K  |   | 1-3<br>K  |   | 3-3<br>K  |   | 0-1<br>G6-4-3<br>1B                                   |   |   |
| <b>Kevin McReynolds, R</b><br>OBP: 0.346, SLG: 0.418<br>(1, 7)   | 1-3<br>K  |   | 0-1<br>L5   |   | 2-2<br>HR   |   | 0-0<br>G6-4-3<br>1-2f<br>2-3                          |   |   |
| <b>Howard Johnson, S</b><br>OBP: 0.352, SLG: 0.489<br>(1, 5)   |   | 0-0<br>G4-3   |   | 0-3<br>K  |   | 0-3<br>K  |   | 1-1<br>HR   |   |
| <b>Gary Carter, R</b><br>OBP: 0.186, SLG: 0.218<br>(1, 2)  |   | 2-3<br>K  |   |   | 0-3<br>K  |   | 1-0<br>G5-3   |   |   |
| <b>Kevin Elster, R</b><br>OBP: 0.286, SLG: 0.371<br>(1, 6)   |   | 1-1<br>P2   |   |   | 1-3<br>K  |   | 2-3<br>K  |   |   |
| <b>Dwight Gooden, R</b><br>OBP: 0.231, SLG: 0.417<br><b>Randy Myers, L</b><br>(9, 1)                             |   |   | 1-2<br>1B   |   | 1-1<br>1B 2B  |   | 0-3<br>K  |   |   |
| <b>Inning Stats</b>  | R: 1 H: 1<br>E: 0 LOB: 1<br>K: 2 BB: 1<br>S: 14 P: 23 | R: 0 H: 0<br>E: 0 LOB: 0<br>K: 1 BB: 0<br>S: 6 P: 9   | R: 0 H: 1<br>E: 0 LOB: 1<br>K: 1 BB: 0<br>S: 10 P: 13 | R: 0 H: 0<br>E: 0 LOB: 0<br>K: 2 BB: 0<br>S: 8 P: 9   | R: 2 H: 4<br>E: 0 LOB: 2<br>K: 3 BB: 0<br>S: 20 P: 31 | R: 1 H: 1<br>E: 0 LOB: 0<br>K: 2 BB: 0<br>S: 10 P: 15 | R: 0 H: 1<br>E: 0 LOB: 0<br>K: 1 BB: 0<br>S: 7 P: 8   | R: 2 H: 3<br>E: 0 LOB: 0<br>K: 0 BB: 0<br>S: 8 P: 12  |   |
| <b>PITCHER</b>   | IP WLS BF H R ER SO BB IBB HBP BLK WP HR S P ERA WHIP | IP WLS BF H R ER SO BB IBB HBP BLK WP HR S P ERA WHIP | IP WLS BF H R ER SO BB IBB HBP BLK WP HR S P ERA WHIP | IP WLS BF H R ER SO BB IBB HBP BLK WP HR S P ERA WHIP | IP WLS BF H R ER SO BB IBB HBP BLK WP HR S P ERA WHIP | IP WLS BF H R ER SO BB IBB HBP BLK WP HR S P ERA WHIP | IP WLS BF H R ER SO BB IBB HBP BLK WP HR S P ERA WHIP | IP WLS BF H R ER SO BB IBB HBP BLK WP HR S P ERA WHIP | IP WLS BF H R ER SO BB IBB HBP BLK WP HR S P ERA WHIP |
| <b>Pete Smith, R</b><br>ERA: 4.44<br><b>Paul Assenmacher, L</b><br>ERA: 1.17<br><b>Jim Acker, R</b><br>ERA: 2.87 | (1, 1) 4.2 L 21 6 3 3 8 1 0 0 0 0 1 13 21 5.79 1.500  | (5, 1) 1.1 5 1 1 1 3 0 0 0 0 0 1 13 21 6.75 0.750     | (7, 1) 2.0 8 4 2 2 1 0 0 0 0 0 1 15 20 9.00 2.000     |   |   |   |   |   |   |

**New York Mets @ Houston Astros**  
**Astrodome, Houston, TX**  
 Fri Apr 28 1989, 8:05 PM EDT  
 Att. 21,990 - Dome

[livebaseballscorecards.com](http://livebaseballscorecards.com)



|     |    |
|-----|----|
| AB  | 37 |
| R   | 7  |
| H   | 13 |
| RBI | 7  |
| BB  | 5  |
| SO  | 2  |
| LOB | 21 |


| Batter   | 1                      | 2           | 3                      | 4                  | 5                 | 6                | 7           | 8                   | 9 | AB | R | H | RBI | BB | SO | LOB |
|--|------------------------|-------------|------------------------|--------------------|-------------------|------------------|-------------|---------------------|---|----|---|---|-----|----|----|-----|
| Lenny Dykstra, L<br>OBP: 0.483, SLG: 0.565<br>(1, 8)   | 1-1<br>G4-3<br>S<br>1B |             | 3-1<br>1B<br>HR<br>HBP | 1-1<br>2B          |                   | 2-1<br>G3<br>2-3 |             | 1-1<br>G4-3         |   | 4  | 1 | 2 | 0   | 0  | 0  | 1   |
| Gregg Jefferies, S<br>OBP: 0.203, SLG: 0.254<br>(1, 4)   | 1-0<br>F8              |             | 0-0<br>HR<br>1B        | 2-0<br>L4-3        |                   | 1-1<br>L7        |             | 1-1<br>1B<br>2B     |   | 5  | 2 | 2 | 1   | 0  | 0  | 4   |
| Keith Hernandez, L<br>OBP: 0.329, SLG: 0.419<br>(1, 3)   | 1-1<br>G4-3<br>1-3     |             | 0-0<br>HR<br>1B        |                    | 4-2<br>2B<br>BB   | 3-2<br>L9        |             | 3-1<br>1B<br>1B     |   | 4  | 2 | 2 | 4   | 1  | 0  | 2   |
| Darryl Strawberry, L<br>OBP: 0.379, SLG: 0.596<br>(1, 9)   | 3-3<br>K               |             | 2-2<br>F9              |                    | 4-2<br>2B<br>BB   | 1-3<br>K         |             | 1-1<br>G5-4-3<br>1B |   | 4  | 1 | 1 | 0   | 1  | 2  | 1   |
| Kevin McReynolds, R<br>OBP: 0.361, SLG: 0.444<br>(1, 7)  |                        | 1-0<br>L7   | 1-2<br>S<br>1B         |                    | 1-2<br>L7-4<br>2B | 1-1<br>1B<br>1B  |             | 1-2<br>G5-4-3       |   | 5  | 0 | 3 | 2   | 0  | 0  | 2   |
| Howard Johnson, S<br>OBP: 0.356, SLG: 0.471<br>(1, 6)<br>(7, 5)  |                        | 2-1<br>G4-3 | 3-2<br>L3              |                    | 4-2<br>BB         | 0-1<br>S<br>1B   |             | 3-2<br>P6           |   | 4  | 0 | 1 | 0   | 1  | 0  | 1   |
| Gary Carter, R<br>OBP: 0.172, SLG: 0.200<br>(1, 2)   |                        | 0-0<br>G6-3 |                        | 1-0<br>F8          | 2-1<br>P3         | 3-0<br>P5        |             | 1-2<br>G3-1         |   | 5  | 0 | 0 | 0   | 0  | 0  | 4   |
| Dave Magadan, L<br>OBP: 0.387, SLG: 0.400<br>Kevin Elster, R<br>OBP: 0.284, SLG: 0.365<br>(1, 5)<br>(7, 6) |                        |             | 3-2<br>SH3-4<br>1B     | 4-0<br>FC1-6<br>BB | 1-1<br>L7-4       | 4-0<br>IBB       |             | 2-0<br>G6-3         |   | 2  | 1 | 1 | 0   | 2  | 0  | 2   |
| Sid Fernandez, L<br>OBP: 0.222, SLG: 0.333<br>Roger McDowell, R<br>(1, 1)<br>(7, 1)                        |                        |             | 0-1<br>SH3-4           | 0-2<br>FC1-6<br>2B |                   | 0-0<br>G3<br>2B  | 1-1<br>G4-3 |                     |   | 3  | 0 | 1 | 0   | 0  | 0  | 4   |
|  |                        |             | 1-2                    | 1-2f               |                   |                  |             |                     |   | 0  | 0 | 0 | 0   | 0  | 0  | 0   |

| Inning Stats | R: 0 | H: 1 | E: 0 | K: 1 | S: 10 | P: 15 | R: 0 | H: 0 | E: 0 | K: 0 | S: 4 | P: 7 | R: 4 | H: 4 | E: 0 | K: 0 | S: 20 | P: 32 | R: 0 | H: 1 | E: 0 | K: 0 | S: 7 | P: 15 | R: 2 | H: 1 | E: 0 | K: 0 | S: 15 | P: 31 | R: 0 | H: 1 | E: 0 | K: 0 | S: 9 | P: 15 | R: 0 | H: 2 | E: 0 | K: 1 | S: 10 | P: 20 | R: 1 | H: 3 | E: 0 | K: 0 | S: 11 | P: 18 | R: 0 | H: 0 | E: 0 | K: 0 | S: 8 | P: 14 | 1B: 8 | 2B: 5 | 3B: 0 | HR: 1 | SF: 0 | SAC: 1 | DP: 2 | HBP: 1 | WP: 0 | PA: 44 |
|--------------|------|------|------|------|-------|-------|------|------|------|------|------|------|------|------|------|------|-------|-------|------|------|------|------|------|-------|------|------|------|------|-------|-------|------|------|------|------|------|-------|------|------|------|------|-------|-------|------|------|------|------|-------|-------|------|------|------|------|------|-------|-------|-------|-------|-------|-------|--------|-------|--------|-------|--------|
|--------------|------|------|------|------|-------|-------|------|------|------|------|------|------|------|------|------|------|-------|-------|------|------|------|------|------|-------|------|------|------|------|-------|-------|------|------|------|------|------|-------|------|------|------|------|-------|-------|------|------|------|------|-------|-------|------|------|------|------|------|-------|-------|-------|-------|-------|-------|--------|-------|--------|-------|--------|

| PITCHER                                  | IP  | WLS | BF | H | R | ER | SO | BB | IBB | HBP | BLK | WP | HR | S  | P  | ERA   | WHIP  |
|--|-----|-----|----|---|---|----|----|----|-----|-----|-----|----|----|----|----|-------|-------|
| Rick Rhoden, R<br>ERA: 4.45<br>(1, 1)    | 4.0 | L   | 20 | 6 | 4 | 4  | 1  | 1  | 0   | 1   | 0   | 0  | 1  | 41 | 69 | 9.00  | 1.750 |
| Dan Schatzeder, L<br>ERA: 18.0<br>(5, 1) | 1.0 |     | 6  | 1 | 2 | 2  | 0  | 3  | 0   | 0   | 0   | 0  | 0  | 15 | 31 | 18.00 | 4.000 |
| Bob Forsch, R<br>ERA: 3.18<br>(6, 1)     | 2.0 |     | 10 | 3 | 0 | 0  | 1  | 0  | 1   | 0   | 0   | 0  | 0  | 19 | 35 | 0.00  | 1.500 |
| Juan Agosto, L<br>ERA: 5.19<br>(8, 1)    | 2.0 |     | 8  | 3 | 1 | 1  | 0  | 0  | 0   | 0   | 0   | 0  | 0  | 19 | 32 | 4.50  | 1.500 |





| Batter   | 1   | 2   | 3   | 4  | 5  | 6   | 7  | 8   | 9   | AB R H RBI BB SO LOB   | TOP   |  |         |   |
|--|---|---|---|--|--|---|--|---|---|--|---|--|---------|---|
| Lenny Dykstra, L<br>OBP: 0.460, SLG: 0.549 (1, 8)                    | 0-1<br>G4-3   |   | 0-1<br>G6-3   |  | 3-1<br>L8  |   | 1-1<br>F8  |   | 0-1<br>HR   | 5 1 1 1 0 0 0  |   |  |         |   |
| Howard Johnson, S<br>OBP: 0.391, SLG: 0.554 (1, 5)                   | 0-1<br>G6-4-3<br>1B   |   | 2-2<br>WP<br>S<br>1B  |  |  | 0-0<br>1B<br>1B   | 3-2<br>F7  |   | 1-1<br>HR   | 5 2 4 2 0 0 0  |   |  |         |   |
| Keith Hernandez, L<br>OBP: 0.320, SLG: 0.403 (1, 3)                  | 1-1<br>G6-4-3<br>1-2f   |   | 3-3<br>K  |  |  | 1-2<br>1B<br>1B   | 2-1<br>F7  |   | 1-1<br>F9   | 5 1 1 0 0 1 2  |   |  |         |   |
| Darryl Strawberry, L<br>OBP: 0.371, SLG: 0.574 (1, 9)                |   | 1-0<br>P5   | 3-2<br>P6   |  |  | 1-1<br>G4-3<br>1B<br>1-2<br>3-H                                   |  | 1-2<br>P5   |   | 4 0 1 1 0 0 1  |   |  |         |   |
| Kevin McReynolds, R<br>OBP: 0.368, SLG: 0.447 (1, 7)                 |   | 2-2<br>BB<br>BB<br>1B   |   | 2-3<br>K   |  | 2-0<br>G4-3<br>1B<br>1-2<br>2-H                                   |  | 0-3<br>K  |   | 4 0 2 1 0 2 0  |   |  |         |   |
| Tim Teufel, R<br>OBP: 0.382, SLG: 0.367 (1, 4)                       |   | 4-2<br>FC5<br>BB<br>1-2<br>BB                                     |   | 1-1<br>P4  |  | 3-2<br>G4-3<br>1B<br>1-2<br>2-3                                   |  | 0-1<br>G6-3   |   | 3 0 0 0 1 0 2  |   |  |         |   |
| Barry Lyons, R<br>OBP: 0.286, SLG: 0.250 (1, 2)                      |   | 1-1<br>L8   |   | 2-0<br>G6-3  |  | 4-0<br>IBB  |  |   | 2-2<br>G4-3   | 3 0 0 0 1 0 2  | AB 36<br>R 5<br>H 10<br>RBI 5<br>BB 3<br>SO 6<br>LOB 17                               |  |         |   |
| Kevin Elster, R<br>OBP: 0.296, SLG: 0.364 (1, 6)                     |   | 4-1<br>BB<br>BB<br>1-2<br>2-3<br>BB                               |   |  | 0-1<br>G6-3  | 2-3<br>K  |  | 1-1<br>2B<br>1B   |   | 3 1 1 0 1 1 3  |   |  |         |   |
| Ron Darling, R (1, 1)<br>Don Aase, R (8, 1)<br>Randy Myers, L (8, 1) |   | 1-1<br>FC5<br>2-3f  |   | 0-2<br>L7  |  | 0-3<br>K  |  | 2-3<br>K  |   | 3 0 0 0 0 1 6<br>0 0 0 0 0 0 0<br>1 0 0 0 0 1 1                        |  |  |         |   |
| Inning Stats   | R: 0<br>E: 0<br>K: 0<br>S: 6<br>H: 1<br>LOB: 0<br>BB: 0<br>P: 7 | R: 0<br>E: 0<br>K: 0<br>S: 11<br>H: 1<br>LOB: 3<br>BB: 2<br>P: 24 | R: 0<br>E: 0<br>K: 1<br>S: 13<br>H: 1<br>LOB: 1<br>BB: 0<br>P: 21 | R: 0<br>E: 0<br>K: 1<br>S: 7<br>H: 0<br>LOB: 0<br>BB: 0<br>P: 12 | R: 0<br>E: 0<br>K: 0<br>S: 7<br>H: 0<br>LOB: 0<br>BB: 0<br>P: 10 | R: 2<br>E: 0<br>K: 2<br>S: 16<br>H: 4<br>LOB: 3<br>BB: 1<br>P: 29 | R: 0<br>E: 0<br>K: 0<br>S: 9<br>H: 0<br>LOB: 0<br>BB: 0<br>P: 15 | R: 0<br>E: 0<br>K: 1<br>S: 8<br>H: 0<br>LOB: 0<br>BB: 0<br>P: 9 | R: 3<br>E: 0<br>K: 1<br>S: 14<br>H: 3<br>LOB: 0<br>BB: 0<br>P: 21 | 1B: 8<br>2B: 1<br>3B: 0<br>HR: 1<br>SF: 0<br>SAC: 0<br>DP: 1<br>HBP: 0 | WP: 1<br>PB: 0<br>SB: 1<br>CS: 0<br>PA: 39  |  |         |   |
| PITCHER  | IP WLS BF H R ER SO BB IBB HBP BLK WP HR S P ERA WHIP           |   |   |  |  |   |  |   |   |  |   |  | PITCHER | IP WLS BF H R ER SO BB IBB HBP BLK WP HR S P ERA WHIP |
| Bob Knepper, L<br>ERA: 5.54 (1, 1)                                   | 5.0 L 23 7 2 2 2 2 2 0 0 0 1 0 51 85 3.60 1.800                 |   |   |  |  |   |  |   |   |  |   |  |         |   |
| Danny Darwin, R<br>ERA: 1.85 (6, 1)                                  | 2.0 7 0 0 0 2 0 1 0 0 0 0 0 18 33 0.00 0.000                    |   |   |  |  |   |  |   |   |  |   |  |         |   |
| Juan Agosto, L<br>ERA: 5.0 (8, 1)                                    | 0.1 1 0 0 0 0 0 0 0 0 0 0 0 3 4 0.00 0.000                      |   |   |  |  |   |  |   |   |  |   |  |         |   |
| Bob Forsch, R<br>ERA: 4.85 (8, 1)                                    | 1.2 8 3 3 3 2 0 0 0 0 0 0 1 19 26 16.20 1.800                   |   |   |  |  |   |  |   |   |  |   |  |         |   |

New York Mets @ Houston Astros  
Astrodome, Houston, TX  
Sat Apr 29 1989, 8:05 PM EDT  
Att. 29,853 - Unknown

livebaseballscorecards.com



Batter 1 2 3 4 5 6 7 8 9 AB R H RBI BB SO LOB TOP

Main scoreboard area containing player names (e.g., Lenny Dykstra, Howard Johnson, Keith Hernandez), batting order numbers (1-9), at-bats (AB), runs (R), hits (H), RBIs, walks (BB), strikeouts (SO), and left on base (LOB) statistics.

Inning Stats table with columns for Inning (1-9), Runs (R), Hits (H), Errors (E), Strikeouts (S), and other statistics for each inning.

Pitcher statistics table with columns for Pitcher Name, IP, WLS, BF, H, R, ER, SO, BB, IBB, HBP, BLK, WP, HR, S, P, ERA, WHIP.

New York Mets @ Houston Astros
Astrodome, Houston, TX
Sun Apr 30 1989, 4:33 AM EDT
Att. 33,838 - Dome

livebaseballscorecards.com



BOTTOM

New York Mets @ Houston Astros  
Astrodome, Houston, TX

Sun Apr 30 1989, 4:33 AM EDT  
Att. 33,838 - Dome

livebaseballscorecards.com

|     |    |
|-----|----|
| AB  | 36 |
| R   | 7  |
| H   | 12 |
| RBI | 7  |
| BB  | 2  |
| SO  | 5  |
| LOB | 19 |



|     |   |     |    |
|-----|---|-----|----|
| WP: | 0 | PA: | 39 |
| PB: | 0 |     |    |
| SB: | 3 |     |    |
| CS: | 1 |     |    |

| AB | R | H | RBI | BB | SO | LOB |
|----|---|---|-----|----|----|-----|
| 4  | 1 | 0 | 0   | 1  | 0  | 1   |
| 5  | 0 | 1 | 0   | 0  | 1  | 2   |
| 4  | 1 | 1 | 1   | 0  | 1  | 2   |
| 4  | 2 | 2 | 0   | 0  | 0  | 2   |
| 4  | 2 | 3 | 2   | 0  | 0  | 2   |
| 4  | 1 | 1 | 2   | 0  | 1  | 2   |
| 4  | 0 | 2 | 1   | 0  | 0  | 2   |
| 3  | 0 | 1 | 0   | 1  | 1  | 2   |
| 2  | 0 | 1 | 1   | 0  | 0  | 2   |
| 1  | 0 | 0 | 0   | 0  | 0  | 1   |
| 0  | 0 | 0 | 0   | 0  | 0  | 0   |
| 0  | 0 | 0 | 0   | 0  | 0  | 0   |
| 1  | 0 | 0 | 0   | 0  | 1  | 1   |

|     |   |      |   |
|-----|---|------|---|
| 1B: | 9 | SF:  | 0 |
| 2B: | 1 | SAC: | 0 |
| 3B: | 2 | DP:  | 0 |
| HR: | 0 | HBP: | 0 |

| WP | HR | S | P | ERA  | WHIP  |
|----|----|---|---|------|-------|
| 0  | 0  | 0 | 0 | 0.00 | 2.400 |
| 0  | 0  | 0 | 0 | 0.00 | 0.500 |
| 0  | 0  | 0 | 0 | 0.00 | 1.000 |

| Batter  | 1             | 2               | 3               | 4                 | 5             | 6             | 7          | 8             | 9 |
|---|---------------|-----------------|-----------------|-------------------|---------------|---------------|------------|---------------|---|
| Gerald Young, S<br>OBP: 0.283, SLG: 0.215<br>(1, 8)   | 3-1 G4-3<br>B | 1-0 CS<br>1-2   | 0-0 E4<br>1B    | 4-2 S<br>1B BB    |               | 0-0 F7<br>1   |            | 0-1 F9<br>2   |   |
| Rafael Ramirez, R<br>OBP: 0.286, SLG: 0.326<br>(1, 6) | 2-1 L8<br>2   |                 | 0-3 K<br>1 SAFE | 1-1 S<br>1B       |               | 0-0 G5-3<br>2 |            | 1-1 G6-3<br>3 |   |
| Bill Doran, S<br>OBP: 0.317, SLG: 0.402<br>(1, 4)     | 0-0 F8<br>3   |                 | 3-0 1B<br>3B 1B | 1-3 K<br>1        |               | 1-2 G4-3<br>3 |            |               |   |
| Glenn Davis, R<br>OBP: 0.362, SLG: 0.574<br>(1, 3)    |               | 1-0 1B<br>3B 1B | 2-1 1B<br>3B 1B | 2-1 F7<br>1-2 2-3 |               | 1-2 F8<br>1   |            |               |   |
| Terry Puhl, L<br>OBP: 0.378, SLG: 0.469<br>(1, 7)     |               | 2-2 1B<br>3B 1B | 2-1 1B<br>3B    | 0-0 G4-3<br>3     |               | 0-1 1B        |            |               |   |
| Kevin Bass, S<br>OBP: 0.330, SLG: 0.333<br>(1, 9)     |               | 0-1 1B<br>3B    | 1-3 K<br>2      |                   | 1-1 G1-3<br>1 | 2-1 F7<br>2   |            |               |   |
| Alan Ashby, S<br>OBP: 0.293, SLG: 0.240<br>(1, 2)     |               | 2-2 L9<br>1     | 1-1 BB<br>1B    |                   | 2-0 1B        | 0-0 F9<br>3   |            |               |   |
| Ken Caminiti, S<br>OBP: 0.323, SLG: 0.418<br>(1, 5)   |               | 2-3 K<br>2      | 4-0 BB<br>1-2   |                   | 1-0 L9<br>2   |               | 2-1 2B     |               |   |
| Mike Scott, R<br>OBP: 0.214, SLG: 0.214<br>(1, 1)     |               | 0-2 CS<br>1B    | 0-1 F8<br>3     |                   | 1-1 G1-3<br>3 |               | 0-3 K<br>1 |               |   |
| Greg Gross, L<br>OBP: 0.267, SLG: 0.154<br>(5, PH)    |               |                 |                 |                   |               |               |            |               |   |
| Dan Schatzeder, L<br>(6, 1)                           |               |                 |                 |                   |               |               |            |               |   |
| Juan Agosto, L<br>(7, 1)                              |               |                 |                 |                   |               |               |            |               |   |
| Dave Smith, R<br>(8, 1)                               |               |                 |                 |                   |               |               |            |               |   |

| Inning Stats | R: 0 | H: 0 | E: 0 | K: 5 | S: 5 | R: 3 | H: 4 | E: 0 | K: 1 | S: 18 | R: 4 | H: 4 | E: 1 | K: 2 | S: 16 | R: 0 | H: 1 | E: 0 | K: 1 | S: 11 | R: 0 | H: 1 | E: 0 | K: 0 | S: 6 | R: 0 | H: 0 | E: 0 | K: 5 | S: 8 | R: 0 | H: 1 | E: 0 | K: 1 | S: 9 |
|--------------|------|------|------|------|------|------|------|------|------|-------|------|------|------|------|-------|------|------|------|------|-------|------|------|------|------|------|------|------|------|------|------|------|------|------|------|------|
|              | 0    | 0    | 0    | 10   | 10   | 0    | 0    | 0    | 0    | 26    | 0    | 0    | 0    | 0    | 29    | 0    | 0    | 0    | 0    | 19    | 0    | 0    | 0    | 0    | 11   | 0    | 0    | 0    | 0    | 11   | 0    | 0    | 0    | 0    | 12   |

| PITCHER                                 | IP  | WLS | BF | H | R | ER | SO | BB | IBB | HBP | BLK | WP | HR | S  | P  | ERA   | WHIP  |
|---|-----|-----|----|---|---|----|----|----|-----|-----|-----|----|----|----|----|-------|-------|
| David Cone, R<br>ERA: 3.74<br>(1, 1)    | 2.1 | L   | 14 | 7 | 7 | 5  | 2  | 0  | 0   | 0   | 0   | 0  | 0  | 32 | 52 | 19.29 | 3.000 |
| Rick Aguilera, R<br>ERA: 2.25<br>(3, 1) | 1.2 |     | 9  | 2 | 0 | 0  | 2  | 2  | 0   | 0   | 0   | 0  | 0  | 18 | 32 | 0.00  | 2.400 |
| Terry Leach, R<br>ERA: 0.73<br>(5, 1)   | 2.0 |     | 7  | 1 | 0 | 0  | 0  | 0  | 0   | 0   | 0   | 0  | 0  | 11 | 17 | 0.00  | 0.500 |
| Don Aase, R<br>ERA: 1.93<br>(7, 1)      | 2.0 |     | 8  | 2 | 0 | 0  | 1  | 0  | 0   | 0   | 0   | 0  | 0  | 17 | 23 | 0.00  | 1.000 |

**New York Mets @ Atlanta Braves**  
 Atlanta-Fulton County Stadium, Atlanta, GA

Mon May 01 1989, 7:05 PM EDT  
 Att. 8,854 - Unknown

[livebaseballscorecards.com](http://livebaseballscorecards.com)



|     |    |
|-----|----|
| AB  | 32 |
| R   | 3  |
| H   | 8  |
| RBI | 2  |
| BB  | 0  |
| SO  | 8  |
| LOB | 7  |

|     |   |     |    |
|-----|---|-----|----|
| WP: | 0 | PA: | 34 |
| PB: | 0 |     |    |
| SB: | 1 |     |    |
| CS: | 0 |     |    |

| Batter  | 1    | 2                          | 3                      | 4 | 5    | 6  | 7  | 8                  | 9  | AB | R | H | RBI | BB | SO | LOB |
|---|------|----------------------------|------------------------|---|------|----|----|--------------------|----|----|---|---|-----|----|----|-----|
| Lenny Dykstra, L (1, 8)<br>OBP: 0.431, SLG: 0.517     | G6-3 |                            | FC1-6-5<br>2B          |   | F7   |    |    | K                  |    | 4  | 1 | 0 | 0   | 0  | 1  | 2   |
| Howard Johnson, S (1, 5)<br>OBP: 0.397, SLG: 0.563    | K    |                            |                        |   |      | F9 |    | P2                 |    | 4  | 0 | 1 | 1   | 0  | 1  | 0   |
| Keith Hernandez, L (1, 3)<br>OBP: 0.298, SLG: 0.382   | G6-3 |                            | K                      |   |      |    | K  | K                  |    | 4  | 0 | 0 | 0   | 0  | 3  | 1   |
| Darryl Strawberry, L (1, 9)<br>OBP: 0.354, SLG: 0.571 |      | K                          |                        |   | F9   |    | F8 |                    | K  | 4  | 0 | 0 | 0   | 0  | 2  | 0   |
| Kevin McReynolds, R (1, 7)<br>OBP: 0.380, SLG: 0.469  |      |                            |                        |   |      | F9 |    | 1B<br>1B<br>2B     | P4 | 4  | 1 | 2 | 0   | 0  | 0  | 0   |
| Tim Teufel, R (1, 4)<br>OBP: 0.366, SLG: 0.351        |      | 1 SAFE<br>1 SAFE<br>1 SAFE | K                      |   | G6-3 |    |    | 1B<br>G6-4-3<br>1B |    | 4  | 1 | 2 | 0   | 0  | 1  | 1   |
| Gary Carter, R (1, 2)<br>OBP: 0.176, SLG: 0.203       |      |                            |                        |   | F7   |    | F9 | G6-4-3<br>1B       | P5 | 4  | 0 | 1 | 1   | 0  | 0  | 2   |
| Kevin Elster, R (1, 6)<br>OBP: 0.311, SLG: 0.377      |      |                            | SH1-4<br>FC1-6-5<br>1B |   |      |    |    | G6-4-3<br>1B       |    | 3  | 0 | 2 | 0   | 0  | 0  | 1   |
| Dwight Gooden, R (1, 1)<br>OBP: 0.214, SLG: 0.385     |      |                            |                        |   |      |    |    |                    |    | 1  | 0 | 0 | 0   | 0  | 0  | 0   |
| Roger McDowell, R (8, 1)                              |      |                            | SH1-4                  |   |      |    |    | G1-3               |    | 0  | 0 | 0 | 0   | 0  | 0  | 0   |

| Inning Stats | R: 0 | H: 0 | E: 0 | K: 1 | S: 8 | P: 13 | R: 0 | H: 1 | E: 0 | K: 2 | S: 10 | P: 16 | R: 1 | H: 2 | E: 0 | K: 1 | S: 9 | P: 17 | R: 0 | H: 0 | E: 0 | K: 0 | S: 9 | P: 14 | R: 0 | H: 1 | E: 0 | K: 0 | S: 6 | P: 7 | R: 0 | H: 0 | E: 0 | K: 1 | S: 6 | P: 9 | R: 2 | H: 3 | E: 0 | K: 0 | S: 5 | P: 10 | R: 0 | H: 0 | E: 0 | K: 2 | S: 9 | P: 14 | R: 0 | H: 1 | E: 0 | K: 1 | S: 8 | P: 17 | 1B: 6 | 2B: 2 | 3B: 0 | HR: 0 | SF: 0 | SAC: 2 | DP: 1 | HBP: 0 | WP: 0 | PA: 34 |
|--------------|------|------|------|------|------|-------|------|------|------|------|-------|-------|------|------|------|------|------|-------|------|------|------|------|------|-------|------|------|------|------|------|------|------|------|------|------|------|------|------|------|------|------|------|-------|------|------|------|------|------|-------|------|------|------|------|------|-------|-------|-------|-------|-------|-------|--------|-------|--------|-------|--------|
|--------------|------|------|------|------|------|-------|------|------|------|------|-------|-------|------|------|------|------|------|-------|------|------|------|------|------|-------|------|------|------|------|------|------|------|------|------|------|------|------|------|------|------|------|------|-------|------|------|------|------|------|-------|------|------|------|------|------|-------|-------|-------|-------|-------|-------|--------|-------|--------|-------|--------|

| PITCHER                           | IP  | WLS | BF | H | R | ER | SO | BB | IBB | HBP | BLK | WP | HR | S  | P   | ERA  | WHIP  |
|-----------------------------------|-----|-----|----|---|---|----|----|----|-----|-----|-----|----|----|----|-----|------|-------|
| Zane Smith, L (1, 1)<br>ERA: 4.72 | 8.0 | L   | 30 | 7 | 3 | 3  | 7  | 0  | 0   | 0   | 0   | 0  | 0  | 62 | 100 | 3.38 | 0.875 |
| Joe Boever, R (9, 1)<br>ERA: 3.6  | 1.0 |     | 4  | 1 | 0 | 0  | 1  | 0  | 0   | 0   | 0   | 0  | 0  | 8  | 17  | 0.00 | 1.000 |

| PITCHER | IP | WLS | BF | H | R | ER | SO | BB | IBB | HBP | BLK | WP | HR | S | P | ERA | WHIP |
|---------|----|-----|----|---|---|----|----|----|-----|-----|-----|----|----|---|---|-----|------|
|---------|----|-----|----|---|---|----|----|----|-----|-----|-----|----|----|---|---|-----|------|

BOTTOM

New York Mets @ Atlanta Braves  
Atlanta-Fulton County Stadium, Atlanta, GA

Mon May 01 1989, 7:05 PM EDT  
Att. 8,854 - Unknown

livebaseballscorecards.com

|     |    |
|-----|----|
| AB  | 31 |
| R   | 1  |
| H   | 6  |
| RBI | 1  |
| BB  | 2  |
| SO  | 3  |
| LOB | 13 |



|     |   |     |    |
|-----|---|-----|----|
| WP: | 0 | PA: | 34 |
| PB: | 1 |     |    |
| SB: | 1 |     |    |
| CS: | 1 |     |    |

| AB | R | H | RBI | BB | SO | LOB |
|----|---|---|-----|----|----|-----|
| 4  | 0 | 2 | 1   | 0  | 0  | 0   |
| 3  | 0 | 1 | 0   | 0  | 1  | 1   |
| 3  | 0 | 0 | 0   | 1  | 0  | 3   |
| 4  | 0 | 2 | 0   | 0  | 0  | 3   |
| 4  | 0 | 0 | 0   | 0  | 0  | 2   |
| 4  | 0 | 0 | 0   | 0  | 1  | 1   |
| 3  | 0 | 0 | 0   | 1  | 1  | 1   |
| 3  | 1 | 1 | 0   | 0  | 0  | 1   |
| 2  | 0 | 0 | 0   | 0  | 0  | 0   |
| 1  | 0 | 0 | 0   | 0  | 0  | 1   |
| 0  | 0 | 0 | 0   | 0  | 0  | 0   |
| 0  | 0 | 0 | 0   | 0  | 0  | 0   |

| Batter  | 1                     | 2                | 3                     | 4                               | 5                               | 6                | 7                       | 8                                | 9                |
|---|-----------------------|------------------|-----------------------|---------------------------------|---------------------------------|------------------|-------------------------|----------------------------------|------------------|
| Ron Gant, R<br>OBP: 0.281, SLG: 0.367<br>(1, 5)<br>BB<br>X                      | 3-1<br>P4<br>①        |                  | 0-1<br>BLK S<br>1B    |                                 |                                 | 2-2<br>P6<br>②   |                         | 2-1<br>SH1-4<br>1B<br>1-2<br>2-H |                  |
| Lonnie Smith, R<br>OBP: 0.448, SLG: 0.495<br>(1, 7)<br>C<br>F<br>B<br>B<br>S    | 2-3<br>K<br>CS        |                  | 0-2<br>F9<br>③<br>1-3 |                                 |                                 | 0-1<br>1B        |                         | 0-1<br>SH1-4<br>①<br>1-2<br>2-3  |                  |
| Gerald Perry, L<br>OBP: 0.438, SLG: 0.461<br>(1, 3)<br>1<br>SAFE<br>B<br>B<br>B | 4-0<br>1-2<br>BB<br>② |                  |                       | 0-1<br>G4-3<br>①                |                                 | 0-0<br>G1-3<br>③ |                         | 2-0<br>F7<br>②                   |                  |
| Dale Murphy, R<br>OBP: 0.266, SLG: 0.363<br>(1, 8)<br>1<br>SAFE<br>S<br>B<br>X  | 1-1<br>G1-3<br>③      |                  |                       | 0-2<br>G6-4-3<br>1B             |                                 |                  | 2-1<br>BLK<br>1B        | 0-0<br>F9<br>③                   |                  |
| Andres Thomas, R<br>OBP: 0.275, SLG: 0.325<br>(1, 6)                            |                       | 1-1<br>G4-3<br>① |                       | 0-0<br>G6-4-3<br>②<br>③<br>1-2f |                                 |                  | 2-2<br>G6-3<br>①<br>1-2 |                                  | 2-1<br>G1-3<br>① |
| Dion James, L<br>OBP: 0.333, SLG: 0.326<br>(1, 9)                               |                       | 1-0<br>G4-3<br>② |                       |                                 | 1-2<br>F8<br>①                  |                  | 3-3<br>K<br>②           |                                  | 0-1<br>G4-3<br>② |
| Jody Davis, R<br>OBP: 0.221, SLG: 0.215<br>(1, 2)                               |                       | 1-2<br>P4<br>③   |                       |                                 | 4-2<br>G4-6-3<br>BB             |                  | 3-1<br>P6<br>③          |                                  | 1-3<br>K<br>③    |
| Jeff Treadway, L<br>OBP: 0.246, SLG: 0.328<br>(1, 4)                            |                       |                  | 1-0<br>G4-3<br>①      |                                 | 0-0<br>G4-6-3<br>②<br>③<br>1-2f |                  |                         | 1-0<br>1B<br>E<br>1B             |                  |
| Zane Smith, L<br>OBP: 0.111, SLG: 0.111<br>(1, 1)                               |                       |                  | 0-0<br>G3-1<br>②      |                                 |                                 | 1-1<br>G3<br>①   |                         | 2-2<br>SH1-4<br>1B<br>1-2        |                  |
| Darrell Evans, L<br>OBP: 0.333, SLG: 0.536<br>(8, PH)                           |                       |                  |                       |                                 |                                 |                  |                         |                                  |                  |
| Tom Glavine, L<br>OBP: 0.188, SLG: 0.133<br>(8, PR)                             |                       |                  |                       |                                 |                                 |                  |                         |                                  |                  |
| Joe Boever, R<br>(9, 1)   |                       |                  |                       |                                 |                                 |                  |                         |                                  |                  |

| Inning Stats | R: 0 | H: 0 | E: 0 | LOB: 1 | K: 1 | S: 9 | P: 19 | R: 0 | H: 0 | E: 0 | LOB: 0 | K: 0 | S: 7 | R: 0 | H: 1 | E: 0 | LOB: 1 | K: 0 | S: 7 | R: 0 | H: 1 | E: 0 | LOB: 0 | K: 0 | S: 6 | R: 0 | H: 0 | E: 0 | LOB: 0 | K: 0 | S: 6 | R: 0 | H: 1 | E: 0 | LOB: 1 | K: 0 | S: 8 | R: 0 | H: 1 | E: 0 | LOB: 1 | K: 1 | S: 11 | R: 1 | H: 2 | E: 1 | LOB: 2 | K: 0 | S: 11 | R: 0 | H: 0 | E: 0 | LOB: 0 | K: 1 | S: 7 | 1B: 6 | SF: 0 | 2B: 0 | SAC: 1 | 3B: 0 | DP: 2 | HR: 0 | HBP: 0 | WP: 0 | PA: 34 |
|--------------|------|------|------|--------|------|------|-------|------|------|------|--------|------|------|------|------|------|--------|------|------|------|------|------|--------|------|------|------|------|------|--------|------|------|------|------|------|--------|------|------|------|------|------|--------|------|-------|------|------|------|--------|------|-------|------|------|------|--------|------|------|-------|-------|-------|--------|-------|-------|-------|--------|-------|--------|
|--------------|------|------|------|--------|------|------|-------|------|------|------|--------|------|------|------|------|------|--------|------|------|------|------|------|--------|------|------|------|------|------|--------|------|------|------|------|------|--------|------|------|------|------|------|--------|------|-------|------|------|------|--------|------|-------|------|------|------|--------|------|------|-------|-------|-------|--------|-------|-------|-------|--------|-------|--------|

| PITCHER                                  | IP  | WLS | BF | H | R | ER | SO | BB | IBB | HBP | BLK | WP | HR | S  | P  | ERA  | WHIP  |
|--|-----|-----|----|---|---|----|----|----|-----|-----|-----|----|----|----|----|------|-------|
| Dwight Gooden, R<br>ERA: 2.03<br>(1, 1)  | 7.0 | W   | 28 | 6 | 1 | 0  | 2  | 2  | 0   | 0   | 2   | 0  | 0  | 61 | 98 | 0.00 | 1.143 |
| Roger McDowell, R<br>ERA: 0.79<br>(8, 1) | 2.0 | S   | 6  | 0 | 0 | 0  | 1  | 0  | 0   | 0   | 0   | 0  | 0  | 11 | 16 | 0.00 | 0.000 |

| PITCHER | IP | WLS | BF | H | R | ER | SO | BB | IBB | HBP | BLK | WP | HR | S | P | ERA | WHIP |
|---------|----|-----|----|---|---|----|----|----|-----|-----|-----|----|----|---|---|-----|------|
|---------|----|-----|----|---|---|----|----|----|-----|-----|-----|----|----|---|---|-----|------|

| Batter   | 1   | 2                                | 3                            | 4                                | 5                             | 6                                | 7                             | 8                                | 9                             | AB R H RBI BB SO LOB             | TOP                           |                                  |                              |                                  |                              |                                  |                              |                                 |                                  |                                    |                                  |                |   |
|--|---|----------------------------------|------------------------------|----------------------------------|-------------------------------|----------------------------------|-------------------------------|----------------------------------|-------------------------------|----------------------------------|-------------------------------|----------------------------------|------------------------------|----------------------------------|------------------------------|----------------------------------|------------------------------|---------------------------------|----------------------------------|------------------------------------|----------------------------------|----------------|---|
| <b>Lenny Dykstra, L</b><br>OBP: 0.416, SLG: 0.484<br>(1, 8)<br>B<br>C<br>F<br>X  | 1-2<br>G3   |                                  | 1-2<br>G3-1                  | 0-0<br>F8                        |                               | 4-1<br>1B<br>BB                  |                               | 0-0<br>F7                        |                               | 4 0 0 0 1 0 1                    |                               |                                  |                              |                                  |                              |                                  |                              |                                 |                                  |                                    |                                  |                |   |
| <b>Howard Johnson, S</b><br>OBP: 0.397, SLG: 0.544<br>(1, 5)<br>B<br>B<br>B<br>B<br>B  | 4-2<br>S<br>HR<br>BB                                  |                                  | 3-3<br>K                     | 0-1<br>BB<br>1B                  |                               | 0-3<br>K                         |                               | 2-1<br>G3                        |                               | 4 1 1 0 1 2 2                    |                               |                                  |                              |                                  |                              |                                  |                              |                                 |                                  |                                    |                                  |                |   |
| <b>Keith Hernandez, L</b><br>OBP: 0.315, SLG: 0.388<br>(1, 3)<br>B<br>SAFE<br>SAFE<br>SAFE<br>SAFE                                       | 2-3<br>K  |                                  | 4-1<br>BB<br>2B              | 0-0<br>BB<br>1B                  |                               | 0-1<br>BB<br>1B                  |                               | 2-2<br>G4-3                      |                               | 4 1 2 1 1 1 1                    |                               |                                  |                              |                                  |                              |                                  |                              |                                 |                                  |                                    |                                  |                |   |
| <b>Darryl Strawberry, L</b><br>OBP: 0.369, SLG: 0.603<br>(1, 9)<br>B<br>S<br>C<br>B<br>B<br>X  | 3-2<br>2-H<br>HR                                      |                                  | 4-2<br>2B<br>1B              | 4-1<br>FC5-4<br>BB               |                               | 1-2<br>P6                        |                               | 0-0<br>F7                        |                               | 3 2 1 2 2 0 3                    |                               |                                  |                              |                                  |                              |                                  |                              |                                 |                                  |                                    |                                  |                |   |
| <b>Kevin McReynolds, R</b><br>OBP: 0.385, SLG: 0.482<br><b>Mookie Wilson, S</b><br>OBP: 0.228, SLG: 0.352<br>(1, 7)<br>(9, PH)<br>(9, 7) | 1-2<br>E<br>1B  |                                  | 2-1<br>1B<br>2B              | 3-1<br>FC5-4                     |                               | 0-0<br>P3                        |                               | 0-0<br>G6-3                      |                               | 4 1 2 1 0 0 6<br>1 0 0 0 0 0 0   |                               |                                  |                              |                                  |                              |                                  |                              |                                 |                                  |                                    |                                  |                |   |
| <b>Gregg Jefferies, S</b><br>OBP: 0.213, SLG: 0.274<br>(1, 4)<br>B<br>SAFE<br>SAFE<br>SAFE<br>SAFE                                       | 1-2<br>G3-1   |                                  | 0-0<br>E<br>S<br>1B          |                                  |                               | 2-2<br>G4-3                      |                               | 0-2<br>G6-3                      |                               | 5 1 2 2 0 0 1                    |                               |                                  |                              |                                  |                              |                                  |                              |                                 |                                  |                                    |                                  |                |   |
| <b>Barry Lyons, R</b><br>OBP: 0.316, SLG: 0.250<br>(1, 2)<br>B<br>X  |   | 1-0<br>F9                        | 1 SAFE<br>3-2<br>F8          |                                  |                               | 3-2<br>F9                        |                               | 1-1<br>G4-6-3<br>1B              |                               | 4 0 1 1 0 0 1                    |                               |                                  |                              |                                  |                              |                                  |                              |                                 |                                  |                                    |                                  |                |   |
| <b>Kevin Elster, R</b><br>OBP: 0.295, SLG: 0.356<br>(1, 6)<br>B<br>C<br>B<br>C<br>B<br>X   |   | 1-3<br>K                         |                              | 0-3<br>K                         |                               | 3-1<br>G5-3                      |                               | 0-0<br>G4-6-3                    |                               | 4 0 0 0 0 2 1                    |                               |                                  |                              |                                  |                              |                                  |                              |                                 |                                  |                                    |                                  |                |   |
| <b>Bob Ojeda, L</b><br>OBP: 0.375, SLG: 0.286<br><b>Don Aase, R</b><br>(9, 1)<br>B<br>C<br>B<br>C<br>B<br>X                              |   | 2-2<br>G4-3                      |                              | 2-1<br>1B<br>1B                  |                               | 2-1<br>1B<br>BB<br>1B            |                               | 2-3<br>K                         |                               | 4 1 2 0 0 1 0<br>0 0 0 0 0 0 0   |                               |                                  |                              |                                  |                              |                                  |                              |                                 |                                  |                                    |                                  |                |   |
| <b>Inning Stats</b>  | R: 2<br>E: 1<br>K: 1<br>S: 19                         | H: 2<br>LOB: 1<br>BB: 1<br>P: 31 | R: 0<br>E: 0<br>K: 1<br>S: 7 | H: 0<br>LOB: 0<br>BB: 0<br>P: 11 | R: 3<br>E: 0<br>K: 1<br>S: 18 | H: 2<br>LOB: 1<br>BB: 2<br>P: 35 | R: 1<br>E: 0<br>K: 1<br>S: 12 | H: 3<br>LOB: 3<br>BB: 1<br>P: 21 | R: 0<br>E: 0<br>K: 0<br>S: 11 | H: 0<br>LOB: 0<br>BB: 0<br>P: 19 | R: 0<br>E: 0<br>K: 1<br>S: 12 | H: 2<br>LOB: 3<br>BB: 1<br>P: 19 | R: 1<br>E: 0<br>K: 1<br>S: 9 | H: 2<br>LOB: 0<br>BB: 0<br>P: 14 | R: 0<br>E: 0<br>K: 0<br>S: 7 | H: 0<br>LOB: 0<br>BB: 0<br>P: 11 | R: 0<br>E: 0<br>K: 0<br>S: 5 | H: 0<br>LOB: 0<br>BB: 0<br>P: 5 | 1B: 8<br>2B: 2<br>3B: 0<br>HR: 1 | SF: 0<br>SAC: 0<br>DP: 1<br>HBP: 0 | WP: 0<br>PB: 0<br>SB: 2<br>CS: 0 | PA: 42         |   |
| <b>PITCHER</b>   | IP WLS BF H R ER SO BB IBB HBP BLK WP HR S P ERA WHIP |                                  |                              |                                  |                               |                                  |                               |                                  |                               |                                  |                               |                                  |                              |                                  |                              |                                  |                              |                                 |                                  |                                    |                                  | <b>PITCHER</b> | IP WLS BF H R ER SO BB IBB HBP BLK WP HR S P ERA WHIP |
| <b>Pete Smith, R</b><br>ERA: 5.7<br>(1, 1)   | 3.2 L 21 7 6 6 4 3 0 0 0 0 1 53 88 14.73 2.727        |                                  |                              |                                  |                               |                                  |                               |                                  |                               |                                  |                               |                                  |                              |                                  |                              |                                  |                              |                                 |                                  |                                    |                                  |                |   |
| <b>Charlie Puleo, R</b><br>ERA: 6.52<br>(4, 1)   | 2.1 11 2 0 0 1 2 0 0 0 0 0 26 48 0.00 1.714           |                                  |                              |                                  |                               |                                  |                               |                                  |                               |                                  |                               |                                  |                              |                                  |                              |                                  |                              |                                 |                                  |                                    |                                  |                |   |
| <b>Jim Acker, R</b><br>ERA: 4.58<br>(7, 1)   | 2.0 7 2 1 1 1 0 0 0 0 0 0 16 25 4.50 1.000            |                                  |                              |                                  |                               |                                  |                               |                                  |                               |                                  |                               |                                  |                              |                                  |                              |                                  |                              |                                 |                                  |                                    |                                  |                |   |
| <b>Paul Assenmacher, L</b><br>ERA: 0.84<br>(9, 1)  | 1.0 3 0 0 0 0 0 0 0 0 0 0 5 5 0.00 0.000              |                                  |                              |                                  |                               |                                  |                               |                                  |                               |                                  |                               |                                  |                              |                                  |                              |                                  |                              |                                 |                                  |                                    |                                  |                |   |

**New York Mets @ Atlanta Braves**  
Atlanta-Fulton County Stadium, Atlanta, GA

Tue May 02 1989, 7:05 PM EDT  
Att. 12,834 - Unknown - 65 F

**AB 37**  
**R 7**  
**H 11**  
**RBI 7**  
**BB 5**  
**SO 6**  
**LOB 16**



livebaseballscorecards.com



| Batter   | 1          | 2          | 3                     | 4           | 5                    | 6          | 7          | 8                       | 9          | AB | R | H | RBI | BB | SO | LOB |
|--|------------|------------|-----------------------|-------------|----------------------|------------|------------|-------------------------|------------|----|---|---|-----|----|----|-----|
| Ron Gant, R<br>OBP: 0.269, SLG: 0.349 (1, 5)   | 0-0<br>F9  |            | 2-0<br>F8             |             |                      | 0-1<br>F7  |            | 1-2<br>F4               |            | 4  | 0 | 0 | 0   | 0  | 0  | 3   |
| Lonnie Smith, R<br>OBP: 0.442, SLG: 0.495 (1, 7)   | 2-0<br>5-3 |            |                       | 1-1<br>B1-3 |                      | 1-3<br>K   |            | 2-2<br>1-3<br>2-H<br>2B |            | 4  | 0 | 1 | 1   | 0  | 1  | 0   |
| Gerald Perry, L<br>OBP: 0.422, SLG: 0.441 (1, 3)   | 2-1<br>6-3 |            |                       | 0-0<br>4-3  |                      |            | 0-0<br>4-3 | 1-2<br>F8               |            | 4  | 0 | 0 | 0   | 0  | 0  | 2   |
| Dale Murphy, R<br>OBP: 0.265, SLG: 0.358 (1, 8)  |            | 2-3<br>K   |                       | 0-1<br>3-1  |                      |            | 3-2<br>1B  |                         | 2-0<br>1-3 | 4  | 0 | 1 | 0   | 0  | 1  | 0   |
| Andres Thomas, R<br>OBP: 0.262, SLG: 0.309 (1, 6)  |            | 2-0<br>L9  |                       |             | 0-0<br>F9            |            | 1-1<br>F8  |                         | 2-2<br>4-3 | 4  | 0 | 0 | 0   | 0  | 0  | 1   |
| Jody Davis, R<br>OBP: 0.211, SLG: 0.205 (1, 2)   |            | 1-1<br>1-3 |                       |             | 0-0<br>F8            |            | 1-2<br>F4  |                         | 2-2<br>F8  | 4  | 0 | 0 | 0   | 0  | 0  | 1   |
| Geronimo Berroa, R<br>OBP: 0.238, SLG: 0.200 (1, 9)  |            |            | 2-1<br>G4-6-3<br>1B   |             | 0-0<br>FC6-4<br>1B   |            |            | 2-3<br>K                |            | 3  | 0 | 2 | 0   | 0  | 1  | 0   |
| Jeff Blauser, R<br>OBP: 0.254, SLG: 0.304 (1, 4)   |            |            | 3-2<br>G4-6-3<br>1-2f |             | 1-2<br>FC6-4<br>1-2f |            |            | 2-1<br>E<br>2B<br>1B    |            | 3  | 1 | 1 | 0   | 0  | 0  | 2   |
| Pete Smith, R (1, 1)<br>Charlie Puleo, R (4, 1)<br>Dion James, L (6, PH)<br>Jim Acker, R (7, 1)<br>John Russell, R (8, PH)<br>Paul Assenmacher, L (9, 1) |            |            | 4-2<br>BB             |             |                      | 1-2<br>4-3 |            | 0-0<br>E9<br>2B         |            | 0  | 0 | 0 | 0   | 1  | 0  | 0   |

| Inning Stats | R: 0 | H: 0 | E: 0 | LOB: 0 | K: 0 | S: 4 | P: 8 | R: 0 | H: 0 | E: 0 | LOB: 0 | K: 1 | S: 6 | R: 0 | H: 1 | E: 0 | LOB: 1 | K: 0 | S: 9 | R: 0 | H: 0 | E: 0 | LOB: 0 | K: 0 | S: 5 | R: 0 | H: 1 | E: 0 | LOB: 1 | K: 0 | S: 6 | R: 0 | H: 0 | E: 0 | LOB: 0 | K: 1 | S: 9 | R: 0 | H: 1 | E: 1 | LOB: 2 | K: 1 | S: 17 | R: 0 | H: 0 | E: 0 | LOB: 0 | K: 0 | S: 8 | R: 1 | H: 2 | E: 0 | LOB: 0 | K: 0 | S: 8 | 1B: 4 | SF: 0 | 2B: 1 | SAC: 0 | 3B: 0 | DP: 1 | HR: 0 | WP: 0 | PA: 33 |
|--------------|------|------|------|--------|------|------|------|------|------|------|--------|------|------|------|------|------|--------|------|------|------|------|------|--------|------|------|------|------|------|--------|------|------|------|------|------|--------|------|------|------|------|------|--------|------|-------|------|------|------|--------|------|------|------|------|------|--------|------|------|-------|-------|-------|--------|-------|-------|-------|-------|--------|
|--------------|------|------|------|--------|------|------|------|------|------|------|--------|------|------|------|------|------|--------|------|------|------|------|------|--------|------|------|------|------|------|--------|------|------|------|------|------|--------|------|------|------|------|------|--------|------|-------|------|------|------|--------|------|------|------|------|------|--------|------|------|-------|-------|-------|--------|-------|-------|-------|-------|--------|

| PITCHER                          | IP  | WLS | BF | H | R | ER | SO | BB | IBB | HBP | BLK | WP | HR | S  | P   | ERA  | WHIP  |
|----------------------------------|-----|-----|----|---|---|----|----|----|-----|-----|-----|----|----|----|-----|------|-------|
| Bob Ojeda, L<br>ERA: 4.44 (1, 1) | 8.0 | W   | 30 | 5 | 1 | 0  | 3  | 1  | 0   | 0   | 0   | 0  | 0  | 65 | 102 | 0.00 | 0.750 |
| Don Aase, R<br>ERA: 1.74 (9, 1)  | 1.0 |     | 3  | 0 | 0 | 0  | 0  | 0  | 0   | 0   | 0   | 0  | 0  | 8  | 14  | 0.00 | 0.000 |


**BOTTOM**

**New York Mets @ Atlanta Braves**  
 Atlanta-Fulton County Stadium, Atlanta, GA

Tue May 02 1989, 7:05 PM EDT  
 Att: 12,834 - Unknown - 65 F

AB 32  
 R 1  
 H 5  
 RBI 1  
 BB 1  
 SO 3  
 LOB 10

WP: 0 PA: 33  
 PB: 0  
 SB: 0  
 CS: 0



| PITCHER | IP | WLS | BF | H | R | ER | SO | BB | IBB | HBP | BLK | WP | HR | S | P | ERA | WHIP |
|---------|----|-----|----|---|---|----|----|----|-----|-----|-----|----|----|---|---|-----|------|
|---------|----|-----|----|---|---|----|----|----|-----|-----|-----|----|----|---|---|-----|------|

| Batter   | 1   | 2  | 3   | 4   | 5   | 6  | 7   | 8  | 9  | AB R H RBI BB SO LOB                                       | TOP                                     |                |   |
|--|---|--|---|---|---|--|---|--|--|--|---|----------------|---|
| <b>Kal Daniels, L</b> (1, 7)<br>OBP: 0.417, SLG: 0.358<br><b>John Franco, L</b> (9, 1)   | 2-2<br>1B<br>BLK<br>1B                                | 1-3<br>K   |   |   | 4-2<br>3B<br>BB                                       |  | 1-1<br>SF8<br>SF9<br>2B                               |  | 4-1<br>BB  | 3 3 2 0 2 1 0<br>0 0 0 0 0 0 0                             |   |                |   |
| <b>Chris Sabo, R</b> (1, 5)<br>OBP: 0.295, SLG: 0.337  | 1-2<br>F8   |  | 0-0<br>P4   |   | 1 SAFE<br>2-3<br>K                                    |  | 0-0<br>SF8  |  | 1-0<br>F7  | 4 0 0 1 0 1 3  |   |                |   |
| <b>Barry Larkin, R</b> (1, 6)<br>OBP: 0.327, SLG: 0.449  | 1-0<br>BLK<br>HR<br>1B                                |  | 2-1<br>L9   |   | 0-0<br>3B   |  | 2-3<br>3-H<br>SF9                                     |  | 0-0<br>F9  | 4 1 2 2 0 0 1  |   |                |   |
| <b>Todd Benzinger, S</b> (1, 3)<br>OBP: 0.299, SLG: 0.326  | 1 SAFE<br>1-1<br>HR                                   |  | 0-1<br>G3   |   | 4-0<br>BB   |  | 4-0<br>BB   |  |  | 2 1 1 2 2 0 0  |   |                |   |
| <b>Rolando Roomes, R</b> (1, 8)<br>OBP: 0.250, SLG: 0.250<br><b>Rob Dibble, L</b> (7, 1)<br><b>Joel Youngblood, R</b> (9, 7)<br>OBP: 0.294, SLG: 0.200                         | 1-1<br>BB<br>1B                                       |  | 1-1<br>G4-3   |   | 0-2<br>L8   |  | 2-3<br>K  |  |  | 4 0 1 0 0 1 3<br>0 0 0 0 0 0 0<br>0 0 0 0 0 0 0            |   |                |   |
| <b>Paul O'Neill, L</b> (1, 9)<br>OBP: 0.337, SLG: 0.506  | 4-2<br>BB<br>BB<br>BB<br>BB<br>BB                     |  | 0-3<br>K  |   | 1-3<br>K  |  | 0-3<br>K  |  |  | 3 0 0 0 1 3 0  |   |                |   |
| <b>Bo Diaz, R</b> (1, 2)<br>OBP: 0.227, SLG: 0.238   | 1-0<br>G6-4-3<br>BB                                   |  | 0-1<br>1B   |   | 2-0<br>P5   |  | 1-2<br>G1-3   |  |  | 4 0 1 0 0 0 2  |   |                |   |
| <b>Manny Trillo, R</b> (1, 4)<br>OBP: 0.353, SLG: 0.267<br><b>Ron Oester, S</b> (8, PH)<br>(8, 4)  |   | 3-2<br>P3  |   | 3-2<br>F8   |   | 1-2<br>F9  |   | 1-3<br>K   |  | 3 0 0 0 0 0 1<br>1 0 0 0 0 1 0                             |   |                |   |
| <b>Jose Rijo, R</b> (1, 1)<br>OBP: 0.273, SLG: 0.364<br><b>Dave Collins, S</b> (7, PH)<br>OBP: 0.154, SLG: 0.083<br><b>Herm Winningham, L</b> (7, 8)<br>OBP: 0.263, SLG: 0.632 |   | 1-3<br>K   |   | 0-0<br>F7   |   | 3-2<br>2B<br>SF8<br>1B                               |   | 1-3<br>K   |  | 2 0 0 0 0 1 0<br>1 1 1 0 0 0 0<br>1 0 0 0 0 1 0            |   |                |   |
| <b>Inning Stats</b>  | R: 3 H: 4<br>E: 0 LOB: 1<br>K: 0 BB: 1<br>S: 14 P: 25 | R: 0 H: 0<br>E: 0 LOB: 0<br>K: 2 BB: 0<br>S: 9 P: 14 | R: 0 H: 0<br>E: 0 LOB: 0<br>K: 0 BB: 0<br>S: 5 P: 7 | R: 0 H: 1<br>E: 0 LOB: 1<br>K: 1 BB: 0<br>S: 12 P: 16 | R: 1 H: 1<br>E: 0 LOB: 2<br>K: 1 BB: 2<br>S: 10 P: 20 | R: 0 H: 0<br>E: 0 LOB: 0<br>K: 1 BB: 0<br>S: 8 P: 12 | R: 2 H: 2<br>E: 0 LOB: 1<br>K: 1 BB: 1<br>S: 13 P: 25 | R: 0 H: 0<br>E: 0 LOB: 0<br>K: 2 BB: 0<br>S: 9 P: 11 | R: 0 H: 0<br>E: 0 LOB: 1<br>K: 1 BB: 1<br>S: 7 P: 13 | 1B: 5 SF: 2<br>2B: 1 SAC: 0<br>3B: 1 DP: 1<br>HR: 1 HBP: 0 | WP: 0 PA: 39<br>PB: 0<br>SB: 1<br>CS: 0 |                |   |
| <b>PITCHER</b>   | IP WLS BF H R ER SO BB IBB HBP BLK WP HR S P ERA WHIP |  |   |   |   |  |   |  |  |  |   | <b>PITCHER</b> | IP WLS BF H R ER SO BB IBB HBP BLK WP HR S P ERA WHIP |
| <b>Sid Fernandez, L</b> (1, 1)<br>ERA: 3.52  | 6.0 L 28 8 6 6 5 3 0 0 0 1 0 1 63 103 9.00 1.833      |  |   |   |   |  |   |  |  |  |   |                |   |
| <b>Don Aase, R</b> (7, 1)<br>ERA: 1.59   | 1.0 4 0 0 0 1 1 0 0 0 0 0 0 8 16 0.00 1.000           |  |   |   |   |  |   |  |  |  |   |                |   |
| <b>Rick Aguilera, R</b> (8, 1)<br>ERA: 1.93  | 2.0 7 0 0 0 3 1 0 0 0 0 0 0 16 24 0.00 0.500          |  |   |   |   |  |   |  |  |  |   |                |   |

Cincinnati Reds @ New York Mets  
Shea Stadium, Flushing, NY  
Wed May 03 1989, 7:05 PM EDT  
Att: 27,412 - Unknown

[livebaseballscorecards.com](http://livebaseballscorecards.com)

|     |    |
|-----|----|
| AB  | 32 |
| R   | 6  |
| H   | 8  |
| RBI | 5  |
| BB  | 5  |
| SO  | 9  |
| LOB | 10 |



| Batter   | 1                      | 2           | 3          | 4                 | 5           | 6                     | 7                 | 8               | 9         | AB | R | H | RBI | BB | SO | LOB |
|--|------------------------|-------------|------------|-------------------|-------------|-----------------------|-------------------|-----------------|-----------|----|---|---|-----|----|----|-----|
| Lenny Dykstra, L<br>OBP: 0.415, SLG: 0.515<br>(1, 8)   | 2-1<br>HR              | 3-2<br>G6-3 |            |                   | 1-0<br>F8   |                       | 4-0<br>L5-3<br>BB |                 | 2-3<br>K  | 4  | 1 | 1 | 1   | 1  | 1  | 3   |
| Howard Johnson, S<br>OBP: 0.378, SLG: 0.514<br>(1, 5)  | 1-3<br>K               |             | 1-1<br>F8  |                   | 3-2<br>G4-3 |                       | 1-0<br>L5-3       |                 |           | 4  | 0 | 0 | 0   | 0  | 1  | 1   |
| Keith Hernandez, L<br>OBP: 0.323, SLG: 0.405<br>(1, 3)   | 3-1<br>1B<br>SF7<br>2B |             | 2-3<br>K   |                   |             | 1-0<br>1B<br>2B<br>1B |                   | 1-3<br>K        |           | 4  | 2 | 2 | 0   | 0  | 2  | 0   |
| Darryl Strawberry, L<br>OBP: 0.386, SLG: 0.649<br>(1, 9)   | 3-2<br>S<br>1B         |             | 2-0<br>IHR |                   |             | 0-1<br>2B<br>1B       |                   | 1-0<br>G3       |           | 4  | 1 | 3 | 1   | 0  | 0  | 0   |
| Kevin McReynolds, R<br>OBP: 0.370, SLG: 0.466<br>(1, 7)  | 2-1<br>SF7             |             | 0-2<br>L7  |                   |             | 2-2<br>P4             |                   | 1-3<br>K        |           | 3  | 0 | 0 | 1   | 0  | 1  | 2   |
| Gregg Jefferies, S<br>OBP: 0.215, SLG: 0.286<br>(1, 4)   | 1-3<br>K               |             |            | 0-1<br>F7         |             | 2-2<br>2B             |                   | 0-0<br>F8       |           | 4  | 0 | 1 | 1   | 0  | 1  | 1   |
| Barry Lyons, R<br>OBP: 0.304, SLG: 0.250<br>(1, 2)   |                        |             |            | 2-2<br>G6-3<br>1B |             | 1-0<br>P6             |                   | 1-2<br>G4-3     |           | 4  | 0 | 1 | 0   | 0  | 0  | 2   |
| Kevin Elster, R<br>OBP: 0.293, SLG: 0.351<br>(1, 6)  |                        |             |            | 0-0<br>G6-3       |             | 2-3<br>K              |                   | 3-2<br>1B<br>1B |           | 4  | 0 | 1 | 0   | 0  | 2  | 3   |
| Sid Fernandez, L<br>OBP: 0.273, SLG: 0.364<br>Don Aase, R<br>Lee Mazzilli, S<br>OBP: 0.364, SLG: 0.556<br>Rick Aguilera, R<br>Mookie Wilson, S<br>OBP: 0.241, SLG: 0.364 |                        |             |            |                   |             |                       |                   |                 | 2-0<br>1B | 2  | 0 | 1 | 0   | 0  | 1  | 0   |
|  |                        |             |            |                   |             |                       |                   |                 | 1-2<br>1B | 0  | 0 | 0 | 0   | 0  | 0  | 0   |
|  |                        |             |            |                   |             |                       |                   |                 |           | 1  | 0 | 0 | 0   | 0  | 0  | 0   |
|  |                        |             |            |                   |             |                       |                   |                 |           | 0  | 0 | 0 | 0   | 0  | 0  | 0   |
|  |                        |             |            |                   |             |                       |                   |                 |           | 1  | 0 | 1 | 0   | 0  | 0  | 0   |

| Inning Stats | R: 2 | H: 3 | E: 0 | K: 2 | S: 16 | LOB: 1 | BB: 0 | P: 28 | R: 0 | H: 1 | E: 0 | K: 1 | S: 9 | LOB: 1 | BB: 1 | P: 14 | R: 1 | H: 1 | E: 0 | K: 1 | S: 9 | LOB: 0 | BB: 0 | P: 14 | R: 0 | H: 1 | E: 0 | K: 0 | S: 6 | LOB: 0 | BB: 0 | P: 8 | R: 0 | H: 0 | E: 0 | K: 1 | S: 8 | LOB: 0 | BB: 0 | P: 14 | R: 1 | H: 3 | E: 0 | K: 1 | S: 14 | LOB: 2 | BB: 0 | P: 22 | R: 0 | H: 0 | E: 0 | K: 0 | S: 4 | LOB: 0 | BB: 1 | P: 9 | R: 0 | H: 0 | E: 0 | K: 2 | S: 7 | LOB: 0 | BB: 0 | P: 10 | R: 0 | H: 2 | E: 0 | K: 1 | S: 14 | LOB: 2 | BB: 0 | P: 22 | 1B: 7 | 2B: 3 | 3B: 0 | HR: 2 | SF: 1 | SAC: 0 | DP: 2 | HBP: 0 | WP: 0 | PB: 0 | SB: 1 | CS: 0 | PA: 37 |
|--------------|------|------|------|------|-------|--------|-------|-------|------|------|------|------|------|--------|-------|-------|------|------|------|------|------|--------|-------|-------|------|------|------|------|------|--------|-------|------|------|------|------|------|------|--------|-------|-------|------|------|------|------|-------|--------|-------|-------|------|------|------|------|------|--------|-------|------|------|------|------|------|------|--------|-------|-------|------|------|------|------|-------|--------|-------|-------|-------|-------|-------|-------|-------|--------|-------|--------|-------|-------|-------|-------|--------|
|--------------|------|------|------|------|-------|--------|-------|-------|------|------|------|------|------|--------|-------|-------|------|------|------|------|------|--------|-------|-------|------|------|------|------|------|--------|-------|------|------|------|------|------|------|--------|-------|-------|------|------|------|------|-------|--------|-------|-------|------|------|------|------|------|--------|-------|------|------|------|------|------|------|--------|-------|-------|------|------|------|------|-------|--------|-------|-------|-------|-------|-------|-------|-------|--------|-------|--------|-------|-------|-------|-------|--------|

| PITCHER                               | IP  | WLS | BF | H | R | ER | SO | BB | IBB | HBP | BLK | WP | HR | S  | P   | ERA  | WHIP  |
|---------------------------------------|-----|-----|----|---|---|----|----|----|-----|-----|-----|----|----|----|-----|------|-------|
| Jose Rijo, R<br>ERA: 1.7<br>(1, 1)    | 6.0 | W   | 26 | 9 | 4 | 4  | 6  | 0  | 0   | 0   | 0   | 0  | 1  | 62 | 100 | 6.00 | 1.500 |
| Rob Dibble, R<br>ERA: 2.89<br>(7, 1)  | 2.0 |     | 6  | 0 | 0 | 0  | 2  | 1  | 0   | 0   | 0   | 0  | 0  | 11 | 19  | 0.00 | 0.500 |
| John Franco, L<br>ERA: 1.98<br>(9, 1) | 1.0 | S   | 5  | 2 | 0 | 0  | 1  | 0  | 0   | 0   | 0   | 0  | 0  | 14 | 22  | 0.00 | 2.000 |

BOTTOM

Cincinnati Reds @ New York Mets  
Shea Stadium, Flushing, NY  
Wed May 03 1989, 7:05 PM EDT  
Att. 27,412 - Unknown

livebaseballscores.com

|     |    |
|-----|----|
| AB  | 35 |
| R   | 4  |
| H   | 11 |
| RBI | 4  |
| BB  | 1  |
| SO  | 9  |
| LOB | 12 |



Cincinnati Reds @ New York Mets  
 Shea Stadium, Flushing, NY  
 Thu May 04 1989, 7:05 PM EDT  
 Att. 29,396 - Unknown - 52 F

livebaseballscorecards.com

|     |    |
|-----|----|
| AB  | 34 |
| R   | 2  |
| H   | 6  |
| RBI | 2  |
| BB  | 2  |
| SO  | 9  |
| LOB | 10 |



|     |   |     |    |
|-----|---|-----|----|
| WP: | 0 | PA: | 37 |
| PB: | 0 |     |    |
| SB: | 1 |     |    |
| CS: | 3 |     |    |

| Batter   | 1                                     | 2                                     | 3                                     | 4                                     | 5                                     | 6                                     | 7                                     | 8                                     | 9                                     | 10                                    | AB                                    | R                                     | H                                     | RBI                                   | BB                                    | SO                                    | LOB                                   |                                  |                                  |                                    |                                  |
|--|---------------------------------------|---------------------------------------|---------------------------------------|---------------------------------------|---------------------------------------|---------------------------------------|---------------------------------------|---------------------------------------|---------------------------------------|---------------------------------------|---------------------------------------|---------------------------------------|---------------------------------------|---------------------------------------|---------------------------------------|---------------------------------------|---------------------------------------|----------------------------------|----------------------------------|------------------------------------|----------------------------------|
| Rolando Roomes, R (1, 8)<br>OBP: 0.250, SLG: 0.250   | F8                                    |                                       | CS<br>1B                              |                                       | E5                                    |                                       |                                       | F7                                    |                                       |                                       | 4                                     | 0                                     | 1                                     | 0                                     | 0                                     | 0                                     | 0                                     |                                  |                                  |                                    |                                  |
| Chris Sabo, R (1, 5)<br>OBP: 0.284, SLG: 0.324   | K                                     |                                       | CS                                    | L8                                    | F7                                    |                                       |                                       | K                                     |                                       |                                       | 4                                     | 0                                     | 0                                     | 0                                     | 0                                     | 2                                     | 1                                     |                                  |                                  |                                    |                                  |
| Barry Larkin, R (1, 6)<br>OBP: 0.324, SLG: 0.441   | P8                                    |                                       |                                       | BLK<br>1B                             |                                       | G6-3                                  |                                       |                                       | F9                                    |                                       | 4                                     | 1                                     | 1                                     | 0                                     | 0                                     | 0                                     | 0                                     |                                  |                                  |                                    |                                  |
| Paul O'Neill, L (1, 9)<br>OBP: 0.364, SLG: 0.517   |                                       | E<br>S<br>G3-1<br>BB                  |                                       | 1B<br>BB                              |                                       | 0-0<br>CS<br>1B                       |                                       |                                       | 2-2<br>FC1-6<br>1B                    |                                       | 2                                     | 1                                     | 2                                     | 0                                     | 2                                     | 0                                     | 0                                     |                                  |                                  |                                    |                                  |
| Todd Benzinger, S (1, 3)<br>OBP: 0.297, SLG: 0.323   |                                       | G3-1<br>1-H                           |                                       | 1-2<br>2-H<br>1B                      |                                       | 2-3<br>K                              |                                       |                                       | 1-1<br>FC1-6<br>1-2f                  |                                       | 4                                     | 0                                     | 1                                     | 2                                     | 0                                     | 1                                     | 2                                     |                                  |                                  |                                    |                                  |
| Ken Griffey, L (1, 7)<br>OBP: 0.267, SLG: 0.714<br>Joel Youngblood, R (9, PH)<br>OBP: 0.278, SLG: 0.188  |                                       | G4-3                                  |                                       | F9<br>1B                              |                                       | 1-1<br>G6-3<br>CS<br>2B               |                                       |                                       | 1-3<br>SAFE<br>K                      |                                       | 3                                     | 0                                     | 1                                     | 0                                     | 0                                     | 0                                     | 2                                     |                                  |                                  |                                    |                                  |
| Jeff Reed, L (1, 2)<br>OBP: 0.342, SLG: 0.486<br>Bo Diaz, R (10, PH)<br>OBP: 0.217, SLG: 0.227   |                                       | L7                                    |                                       | F8                                    |                                       | 0-0<br>G6-3                           |                                       |                                       |                                       | 3-1<br>G5-3                           | 3                                     | 0                                     | 0                                     | 0                                     | 0                                     | 0                                     | 3                                     |                                  |                                  |                                    |                                  |
| Ron Oester, S (1, 4)<br>OBP: 0.258, SLG: 0.203   |                                       |                                       | P5                                    |                                       | K                                     | 0-3<br>K                              |                                       |                                       |                                       | 2-1<br>G4-3                           | 4                                     | 0                                     | 0                                     | 0                                     | 0                                     | 2                                     | 1                                     |                                  |                                  |                                    |                                  |
| Danny Jackson, R (1, 1)<br>Dave Collins, S (8, PH)<br>OBP: 0.143, SLG: 0.077<br>Norm Charlton, S (8, 1)<br>Manny Trillo, R (10, PH)<br>OBP: 0.333, SLG: 0.250<br>Rob Dibble, L (10, 1) |                                       |                                       | K                                     |                                       | K                                     | 2-3<br>K                              |                                       | B1-3                                  |                                       | 3-3<br>K                              | 2                                     | 0                                     | 0                                     | 0                                     | 0                                     | 2                                     | 0                                     |                                  |                                  |                                    |                                  |
| <b>Inning Stats</b>  | R: 0<br>E: 0<br>K: 1<br>S: 9          | H: 0<br>LOB: 0<br>BB: 0<br>P: 15      | R: 1<br>E: 0<br>K: 0<br>S: 8          | H: 0<br>LOB: 0<br>BB: 1<br>P: 19      | R: 0<br>E: 0<br>K: 1<br>S: 9          | H: 1<br>LOB: 0<br>BB: 0<br>P: 13      | R: 1<br>E: 0<br>K: 0<br>S: 10         | H: 2<br>LOB: 2<br>BB: 1<br>P: 22      | R: 0<br>E: 1<br>K: 2<br>S: 10         | H: 0<br>LOB: 1<br>BB: 0<br>P: 15      | R: 0<br>E: 0<br>K: 1<br>S: 6          | H: 1<br>LOB: 1<br>BB: 0<br>P: 7       | R: 0<br>E: 0<br>K: 1<br>S: 7          | H: 0<br>LOB: 0<br>BB: 0<br>P: 9       | R: 0<br>E: 0<br>K: 1<br>S: 12         | H: 1<br>LOB: 1<br>BB: 0<br>P: 16      | R: 0<br>E: 0<br>K: 1<br>S: 7          | H: 0<br>LOB: 0<br>BB: 0<br>P: 15 | 1B: 5<br>2B: 2<br>3B: 0<br>HR: 0 | SF: 0<br>SAC: 0<br>DP: 1<br>HBP: 0 | WP: 0<br>PB: 0<br>SB: 1<br>CS: 3 |
| <b>PITCHER</b>   | IP<br>WLS<br>BF<br>H<br>R<br>ER<br>SO | IP<br>WLS<br>BF<br>H<br>R<br>ER<br>SO | IP<br>WLS<br>BF<br>H<br>R<br>ER<br>SO | IP<br>WLS<br>BF<br>H<br>R<br>ER<br>SO | IP<br>WLS<br>BF<br>H<br>R<br>ER<br>SO | IP<br>WLS<br>BF<br>H<br>R<br>ER<br>SO | IP<br>WLS<br>BF<br>H<br>R<br>ER<br>SO | IP<br>WLS<br>BF<br>H<br>R<br>ER<br>SO | IP<br>WLS<br>BF<br>H<br>R<br>ER<br>SO | IP<br>WLS<br>BF<br>H<br>R<br>ER<br>SO | IP<br>WLS<br>BF<br>H<br>R<br>ER<br>SO | IP<br>WLS<br>BF<br>H<br>R<br>ER<br>SO | IP<br>WLS<br>BF<br>H<br>R<br>ER<br>SO | IP<br>WLS<br>BF<br>H<br>R<br>ER<br>SO | IP<br>WLS<br>BF<br>H<br>R<br>ER<br>SO | IP<br>WLS<br>BF<br>H<br>R<br>ER<br>SO | IP<br>WLS<br>BF<br>H<br>R<br>ER<br>SO | ERA<br>WHIP                      | ERA<br>WHIP                      |                                    |                                  |
| Ron Darling, R (1, 1)<br>ERA: 5.03   | 8.1                                   |                                       |                                       |                                       |                                       |                                       |                                       |                                       |                                       |                                       |                                       |                                       |                                       |                                       |                                       |                                       |                                       |                                  | 2.16                             | 0.960                              |                                  |
| Randy Myers, L (9, 1)<br>ERA: 1.29   | 1.2                                   | W                                     | 5                                     | 0                                     | 0                                     | 0                                     | 2                                     | 0                                     | 0                                     | 0                                     | 0                                     | 0                                     | 0                                     | 0                                     | 0                                     | 0                                     | 0                                     | 0                                | 0.00                             | 0.000                              |                                  |

| Batter   | 1                | 2 | 3    | 4 | 5    | 6                         | 7                         | 8         | 9                           | 10   | AB | R | H | RBI | BB | SO | LOB |
|--|------------------|---|------|---|------|---------------------------|---------------------------|-----------|-----------------------------|------|----|---|---|-----|----|----|-----|
| Mookie Wilson, S<br>OBP: 0.238, SLG: 0.350<br>(1, 8)   | G5-3             |   | G4-3 |   |      | BB<br>1B                  | F8                        |           |                             | K    | 5  | 1 | 1 | 0   | 0  | 1  | 0   |
| Howard Johnson, S<br>OBP: 0.391, SLG: 0.547<br>(1, 5)<br>(6, 6)  | BB<br>FC4<br>BB  |   | G5-3 |   |      | BB<br>1B<br>BB            |                           | F7        |                             | HR   | 3  | 2 | 1 | 1   | 2  | 0  | 0   |
| Tim Teufel, R<br>OBP: 0.378, SLG: 0.350<br>(1, 3)<br>(9, 4)  | FC4<br>BB        |   | K    |   |      | FC4-6<br>1B<br>1-2<br>2-H |                           | BLK<br>BB |                             |      | 3  | 0 | 1 | 1   | 1  | 1  | 1   |
| Darryl Strawberry, L<br>OBP: 0.370, SLG: 0.617<br>(1, 9)   | K                |   |      |   | G4-3 |                           | P4                        |           |                             | K    | 4  | 0 | 0 | 0   | 0  | 2  | 5   |
| Kevin McReynolds, R<br>OBP: 0.385, SLG: 0.467<br>(1, 7)  | 1-2<br>2-3<br>BB |   |      |   | G5-3 |                           | FC4-6<br>1B<br>1-2<br>2-H |           | 1-2<br>SAFE<br>SAFE<br>SAFE | IBB  | 2  | 0 | 1 | 1   | 2  | 0  | 0   |
| Gregg Jefferies, S<br>OBP: 0.205, SLG: 0.272<br>Randy Myers, L<br>(9, 1)                                   | G5-3             |   |      |   | G5-3 |                           | FC4-6<br>1-2f<br>2-3      |           | 1-1                         | P3   | 4  | 0 | 0 | 0   | 0  | 0  | 7   |
| Gary Carter, R<br>OBP: 0.167, SLG: 0.191<br>(1, 2)   |                  |   | G4-3 |   |      | F7                        | P6                        |           |                             | G5-3 | 4  | 0 | 0 | 0   | 0  | 0  | 2   |
| Kevin Elster, R<br>OBP: 0.286, SLG: 0.342<br>Dave Magadan, L<br>OBP: 0.324, SLG: 0.323<br>(1, 6)<br>(6, 5) |                  |   | G6-3 |   |      | K                         |                           |           | 3-3                         | K    | 2  | 0 | 0 | 0   | 0  | 1  | 0   |
| Ron Darling, R<br>OBP: 0.319, SLG: 0.400<br>(1, 1)<br>(9, 3)   |                  |   | G4-3 |   |      | G4-3                      |                           |           | 0-0                         | G5-3 | 2  | 0 | 0 | 0   | 0  | 1  | 0   |

| Inning Stats | R: 0 | H: 0 | E: 0 | K: 1 | S: 14 | R: 0 | H: 0 | E: 0 | K: 0 | S: 4 | R: 0 | H: 0 | E: 0 | K: 1 | S: 6 | R: 0 | H: 0 | E: 0 | K: 0 | S: 4 | R: 2 | H: 3 | E: 0 | K: 0 | S: 14 | R: 0 | H: 0 | E: 0 | K: 1 | S: 10 | R: 0 | H: 0 | E: 0 | K: 1 | S: 9 | R: 0 | H: 0 | E: 0 | K: 1 | S: 6 | R: 1 | H: 1 | E: 0 | K: 1 | S: 4 | 1B: 3 | SF: 0 | 2B: 0 | 3B: 0 | HR: 1 | WP: 0 | PA: 38 |
|--------------|------|------|------|------|-------|------|------|------|------|------|------|------|------|------|------|------|------|------|------|------|------|------|------|------|-------|------|------|------|------|-------|------|------|------|------|------|------|------|------|------|------|------|------|------|------|------|-------|-------|-------|-------|-------|-------|--------|
|--------------|------|------|------|------|-------|------|------|------|------|------|------|------|------|------|------|------|------|------|------|------|------|------|------|------|-------|------|------|------|------|-------|------|------|------|------|------|------|------|------|------|------|------|------|------|------|------|-------|-------|-------|-------|-------|-------|--------|


| PITCHER                                 | IP  | WLS | BF | H | R | ER | SO | BB | IBB | HBP | BLK | WP | HR | S  | P  | ERA   | WHIP  |
|---|-----|-----|----|---|---|----|----|----|-----|-----|-----|----|----|----|----|-------|-------|
| Danny Jackson, L<br>ERA: 6.15<br>(1, 1) | 7.0 |     | 28 | 3 | 2 | 2  | 4  | 3  | 0   | 0   | 0   | 0  | 0  | 58 | 95 | 2.57  | 0.857 |
| Norm Charlton, L<br>ERA: 1.32<br>(8, 1) | 2.0 |     | 8  | 0 | 0 | 0  | 2  | 1  | 1   | 0   | 1   | 0  | 0  | 15 | 28 | 0.00  | 0.500 |
| Rob Dibble, R<br>ERA: 3.32<br>(10, 1)   | 0.1 | L   | 2  | 1 | 1 | 1  | 1  | 0  | 0   | 0   | 0   | 0  | 1  | 4  | 6  | 27.00 | 3.000 |

**BOTTOM**

**Cincinnati Reds @ New York Mets**  
 Shea Stadium, Flushing, NY  
 Thu May 04 1989, 7:05 PM EDT  
 Att. 29,396 - Unknown - 52 F

livebaseballscorecards.com

|     |    |
|-----|----|
| AB  | 33 |
| R   | 3  |
| H   | 4  |
| RBI | 3  |
| BB  | 5  |
| SO  | 7  |
| LOB | 15 |



| Batter  | 1   | 2                                | 3                            | 4                               | 5                            | 6                                | 7                            | 8                               | 9                            | AB R H RBI BB SO LOB             | TOP                           |                                  |   |                                  |                              |                                  |                               |                                  |                                  |                                    |                                  |        |
|---|---|----------------------------------|------------------------------|---------------------------------|------------------------------|----------------------------------|------------------------------|---------------------------------|------------------------------|----------------------------------|-------------------------------|----------------------------------|---|----------------------------------|------------------------------|----------------------------------|-------------------------------|----------------------------------|----------------------------------|------------------------------------|----------------------------------|--------|
| Gerald Young, S (1, 8)<br>OBP: 0.307, SLG: 0.257    | 3-2<br>G3   |                                  | 2-0<br>F8                    |                                 |                              | 2-2<br>3-1                       |                              | 1-1<br>P5                       |                              | 4 0 0 1 0 0 2                    |                               |                                  |   |                                  |                              |                                  |                               |                                  |                                  |                                    |                                  |        |
| Rafael Ramirez, R (1, 6)<br>OBP: 0.274, SLG: 0.301  | 0-1<br>CS<br>1B   |                                  |                              | 1-2<br>L8                       |                              | 2-2<br>6-3                       |                              | 0-0<br>P3                       |                              | 4 0 1 0 0 0 1                    |                               |                                  |   |                                  |                              |                                  |                               |                                  |                                  |                                    |                                  |        |
| Bill Doran, S (1, 4)<br>OBP: 0.342, SLG: 0.455      | 1-3<br>K  |                                  |                              | 1-0<br>P6                       |                              |                                  | 1-2<br>E S<br>1B             |                                 | 3-3<br>K                     | 4 0 1 0 0 2 1                    |                               |                                  |   |                                  |                              |                                  |                               |                                  |                                  |                                    |                                  |        |
| Glenn Davis, R (1, 3)<br>OBP: 0.360, SLG: 0.571     |   | 2-3<br>K                         |                              | 0-3<br>K                        |                              |                                  | 3-3<br>K                     |                                 | 0-3<br>K                     | 4 0 0 0 0 4 1                    |                               |                                  |   |                                  |                              |                                  |                               |                                  |                                  |                                    |                                  |        |
| Terry Puhl, L (1, 7)<br>OBP: 0.400, SLG: 0.479      |   | 1-1<br>4-3                       |                              |                                 | 2-0<br>P6                    |                                  | 4-0<br>S<br>BB               |                                 | 0-1<br>CS<br>1B              | 3 0 1 0 1 0 0                    |                               |                                  |   |                                  |                              |                                  |                               |                                  |                                  |                                    |                                  |        |
| Kevin Bass, S (1, 9)<br>OBP: 0.365, SLG: 0.378      |   | 0-0<br>4-3                       |                              |                                 | 2-2<br>P5                    |                                  | 4-2<br>G4-6-3<br>BB          |                                 | 3-2<br>CS                    | 2 0 0 0 1 0 0                    |                               |                                  |   |                                  |                              |                                  |                               |                                  |                                  |                                    |                                  |        |
| Ken Caminiti, S (1, 5)<br>OBP: 0.328, SLG: 0.390    |   |                                  | 2-2<br>G4-3                  |                                 | 2-3<br>K                     |                                  | 0-1<br>G4-6-3                |                                 |                              | 3 0 0 0 0 1 3                    |                               |                                  |   |                                  |                              |                                  |                               |                                  |                                  |                                    |                                  |        |
| Craig Biggio, R (1, 2)<br>OBP: 0.350, SLG: 0.371    |   |                                  | 0-0<br>1B                    |                                 |                              | 0-1<br>BLK SH1-4<br>3-1<br>1B    |                              | 1-3<br>K                        |                              | 3 1 2 0 0 1 0                    |                               |                                  |   |                                  |                              |                                  |                               |                                  |                                  |                                    |                                  |        |
| Jim Clancy, R (1, 1)<br>OBP: 0.200, SLG: 0.111      |   |                                  | 0-0<br>B5                    |                                 |                              | 2-1<br>SH1-4                     |                              | 4-0<br>BB                       |                              | 1 0 0 0 0 0 1                    |                               |                                  |   |                                  |                              |                                  |                               |                                  |                                  |                                    |                                  |        |
| Greg Gross, L (8, PH)<br>OBP: 0.389, SLG: 0.267     |   |                                  |                              |                                 |                              |                                  |                              |                                 |                              | 0 0 0 0 1 0 0                    |                               |                                  |   |                                  |                              |                                  |                               |                                  |                                  |                                    |                                  |        |
| Eric Yelding, R (8, PR)                             |   |                                  |                              |                                 |                              |                                  |                              |                                 |                              | 0 0 0 0 0 0 0                    |                               |                                  |   |                                  |                              |                                  |                               |                                  |                                  |                                    |                                  |        |
| Dan Schatzeder, L (8, 1)                            |   |                                  |                              |                                 |                              |                                  |                              |                                 |                              | 0 0 0 0 0 0 0                    |                               |                                  |   |                                  |                              |                                  |                               |                                  |                                  |                                    |                                  |        |
| <b>Inning Stats</b>                                 | R: 0<br>E: 0<br>K: 1<br>S: 8  | H: 1<br>LOB: 0<br>BB: 0<br>P: 12 | R: 0<br>E: 0<br>K: 1<br>S: 6 | H: 0<br>LOB: 0<br>BB: 0<br>P: 9 | R: 0<br>E: 0<br>K: 0<br>S: 6 | H: 1<br>LOB: 1<br>BB: 0<br>P: 10 | R: 0<br>E: 0<br>K: 1<br>S: 7 | H: 0<br>LOB: 0<br>BB: 0<br>P: 9 | R: 0<br>E: 0<br>K: 1<br>S: 7 | H: 0<br>LOB: 0<br>BB: 0<br>P: 13 | R: 1<br>E: 0<br>K: 0<br>S: 10 | H: 1<br>LOB: 0<br>BB: 0<br>P: 16 | R: 0<br>E: 0<br>K: 1<br>S: 12   | H: 1<br>LOB: 2<br>BB: 2<br>P: 24 | R: 0<br>E: 0<br>K: 1<br>S: 6 | H: 0<br>LOB: 1<br>BB: 1<br>P: 12 | R: 0<br>E: 0<br>K: 2<br>S: 10 | H: 1<br>LOB: 0<br>BB: 0<br>P: 16 | 1B: 5<br>2B: 0<br>3B: 0<br>HR: 0 | SF: 0<br>SAC: 1<br>DP: 1<br>HBP: 0 | WP: 0<br>PB: 0<br>SB: 2<br>CS: 2 | PA: 33 |
| <b>PITCHER</b><br>David Cone, R (1, 1)<br>ERA: 3.16 | IP: 9.0<br>WLS: W<br>BF: 32<br>H: 5<br>R: 1<br>ER: 1<br>SO: 8<br>BB: 3<br>IBB: 0<br>HBP: 0<br>BLK: 1<br>WP: 0<br>HR: 0<br>S: 72<br>P: 121<br>ERA: 1.00<br>WHIP: 0.889 |                                  |                              |                                 |                              |                                  |                              |                                 |                              |                                  |                               | <b>PITCHER</b>                   | IP: 9.0<br>WLS: W<br>BF: 32<br>H: 5<br>R: 1<br>ER: 1<br>SO: 8<br>BB: 3<br>IBB: 0<br>HBP: 0<br>BLK: 1<br>WP: 0<br>HR: 0<br>S: 72<br>P: 121<br>ERA: 1.00<br>WHIP: 0.889 |                                  |                              |                                  |                               |                                  |                                  |                                    |                                  |        |

Houston Astros @ New York Mets  
Shea Stadium, Flushing, NY  
Sat May 06 1989, 3:33 AM EDT  
Att: 35,505 - Cloudy

livebaseballscorecards.com

AB 28  
R 1  
H 5  
RBI 1  
BB 3  
SO 8  
LOB 9



| Batter   | 1                          | 2           | 3                   | 4         | 5         | 6         | 7           | 8          | 9 | AB R H RBI BB SO LOB           |
|--|----------------------------|-------------|---------------------|-----------|-----------|-----------|-------------|------------|---|--------------------------------|
| Lenny Dykstra, L<br>OBP: 0.419, SLG: 0.514<br>(1, 8)   | 2-1<br>1B BLK<br>1B        |             | 2-1<br>HR<br>1B     |           | 1-1<br>F7 |           |             | 1-0<br>F7  |   | 4 1 2 0 0 0 0                  |
| Howard Johnson, S<br>OBP: 0.385, SLG: 0.570<br>(1, 6)<br>(8, 5)  | 1 SAFE<br>2-2<br>P6<br>1-2 |             | 1 SAFE<br>0-0<br>HR |           | 2-2<br>F8 |           |             | 1-3<br>K   |   | 4 1 1 2 0 1 1                  |
| Keith Hernandez, L<br>OBP: 0.316, SLG: 0.386<br>(1, 3)   | 4-2<br>1B<br>BB            |             | 0-1<br>P6           |           | 1-3<br>K  |           |             | 1-2<br>3-1 |   | 3 0 0 0 1 1 0                  |
| Darryl Strawberry, L<br>OBP: 0.368, SLG: 0.607<br>(1, 9)   | 2-1<br>1-2<br>2-3<br>1B    |             | 3-2<br>L9           |           |           | 2-3<br>K  |             |            |   | 3 0 1 0 0 1 0                  |
| Kevin McReynolds, R<br>OBP: 0.374, SLG: 0.452<br>(1, 7)  | 1-0<br>P3                  |             | 2-2<br>E5           |           |           | 0-1<br>P4 |             |            |   | 3 0 0 0 0 0 3                  |
| Gregg Jefferies, S<br>OBP: 0.198, SLG: 0.262<br>(1, 4)   | 0-0<br>4-3                 |             | 3-3<br>K            |           |           | 3-3<br>K  |             |            |   | 3 0 0 0 0 2 4                  |
| Gary Carter, R<br>OBP: 0.160, SLG: 0.183<br>(1, 2)   |                            | 0-1<br>F9   |                     | 0-0<br>F7 |           |           | 0-2<br>F8   |            |   | 3 0 0 0 0 0 0                  |
| Dave Magadan, L<br>OBP: 0.300, SLG: 0.294<br>Kevin Elster, R<br>OBP: 0.286, SLG: 0.342<br>(1, 5)<br>(8, 6) |                            | 2-2<br>G3-1 |                     | 0-1<br>L7 |           |           | 2-0<br>L3-1 |            |   | 3 0 0 0 0 0 0<br>0 0 0 0 0 0 0 |
| David Cone, L<br>OBP: 0.313, SLG: 0.267<br>(1, 1)  |                            | 2-2<br>4-3  |                     | 1-3<br>K  |           |           | 1-2<br>F8   |            |   | 3 0 0 0 0 1 0                  |

| Inning Stats  | R: 0             | H: 2       | E: 0   | LOB: 3  | K: 0   | S: 11  | R: 0   | H: 0   | E: 0   | LOB: 0 | K: 0   | S: 11  | R: 2   | H: 2   | E: 1     | LOB: 1       | K: 1           | S: 17 | R: 0 | H: 0 | E: 0 | LOB: 0 | K: 1 | S: 6 | R: 0 | H: 0 | E: 0 | LOB: 0 | K: 2 | S: 10 | R: 0 | H: 0 | E: 0 | LOB: 0 | K: 1 | S: 10 | R: 0 | H: 0 | E: 0 | LOB: 0 | K: 0 | S: 8 | R: 0 | H: 0 | E: 0 | LOB: 0 | K: 1 | S: 8 | R: 0 | H: 0 | E: 0 | LOB: 0 | K: 1 | S: 8 |
|---|------------------|------------|--------|---------|--------|--------|--------|--------|--------|--------|--------|--------|--------|--------|----------|--------------|----------------|-------|------|------|------|--------|------|------|------|------|------|--------|------|-------|------|------|------|--------|------|-------|------|------|------|--------|------|------|------|------|------|--------|------|------|------|------|------|--------|------|------|
| PITCHER   | IP               | WLS        | BF     | H       | R      | ER     | SO     | BB     | IBB    | HBP    | BLK    | WP     | HR     | S      | P        | ERA          | WHIP           |       |      |      |      |        |      |      |      |      |      |        |      |       |      |      |      |        |      |       |      |      |      |        |      |      |      |      |      |        |      |      |      |      |      |        |      |      |
| Jim Clancy, R<br>ERA: 2.64<br>Dan Schatzeder, L<br>ERA: 9.0 | (1, 1)<br>(8, 1) | 7.0<br>1.0 | L<br>3 | 27<br>0 | 4<br>0 | 2<br>0 | 5<br>1 | 1<br>0 | 0<br>0 | 0<br>0 | 1<br>0 | 0<br>0 | 0<br>0 | 1<br>8 | 11<br>11 | 2.57<br>0.00 | 0.714<br>0.000 |       |      |      |      |        |      |      |      |      |      |        |      |       |      |      |      |        |      |       |      |      |      |        |      |      |      |      |      |        |      |      |      |      |      |        |      |      |

**BOTTOM**

**Houston Astros @ New York Mets**  
Shea Stadium, Flushing, NY

Sat May 06 1989, 3:33 AM EDT  
Att: 35,505 - Cloudy

livebaseballscorecards.com

|     |    |
|-----|----|
| AB  | 29 |
| R   | 2  |
| H   | 4  |
| RBI | 2  |
| BB  | 1  |
| SO  | 6  |
| LOB | 8  |



|       |        |
|-------|--------|
| WP: 0 | PA: 30 |
| PB: 0 | SB: 1  |
| CS: 0 |        |

| Batter  | 1  | 2   | 3  | 4   | 5   | 6   | 7   | 8  | 9  | AB R H RBI BB SO LOB   | TOP  |
|---|--|---|--|---|---|---|---|--|--|--|--|
| Gerald Young, S<br>OBP: 0.295, SLG: 0.246<br>(1, 8)   | 2-3<br>  |   | 0-3<br>  |   | 1-1<br>G1-3<br>   |   | 0-0<br>F8<br>   |  | 0-1<br>G1-3<br>  | 5 0 0 0 0 2 0  |  |
| Rafael Ramirez, R<br>OBP: 0.273, SLG: 0.299<br>(1, 6)   | 2-2<br>G4-3<br>  |   | 3-2<br>F8<br>  |   | 1-0<br>   |   | 1-1<br>P9<br>   |  |  | 4 0 1 0 0 0 0  |  |
| Bill Doran, S<br>OBP: 0.339, SLG: 0.456<br>(1, 4)   | 1-0<br>L9<br>  |   | 1-1<br>G4-3<br>  |   | 1-1<br>F7<br>   |   |   | 0-2<br>G6-3<br>3B<br>2B<br>                                      |  | 4 1 1 0 0 0 1  |  |
| Glenn Davis, R<br>OBP: 0.357, SLG: 0.557<br>(1, 3)  |  | 4-2<br>1B<br>BLK<br>BB<br>  |  | 0-3<br>K<br>  | 2-3<br>K<br>  |   |   | 1-1<br>G6-3<br>2-3<br>   |  | 3 1 0 0 1 2 2  |  |
| Kevin Bass, S<br>OBP: 0.387, SLG: 0.416<br>(1, 9)   |  | 3-1<br>1B<br>BLK<br>1B<br>  |  | 1-1<br>S<br>G6-3<br>1B<br>  |   | 4-2<br>S<br>SF7<br>BB<br>   |   | 1-1<br>SF9<br>3B<br>   |  | 3 3 3 1 1 0 0  |  |
| Billy Hatcher, R<br>OBP: 0.272, SLG: 0.320<br>(1, 7)  |  | 2-3<br>K<br>  |  | 4-2<br>G6-3<br>BB<br>   |   | 3-2<br>G6-3<br>1-2<br>  |   | 0-0<br>SF9<br>   |  | 2 0 0 1 1 1 2  |  |
| Ken Caminiti, S<br>OBP: 0.317, SLG: 0.380<br>(1, 5)   |  | 3-3<br>K<br>  |  | 0-2<br>G6-3<br>1-2<br>3-H<br>                                     |   | 1-2<br>SF7<br>2-H<br>   |   | 0-0<br>G3-1<br>  |  | 3 0 0 2 0 1 2  |  |
| Craig Biggio, R<br>OBP: 0.364, SLG: 0.368<br>(1, 2)   |  | 0-0<br>   |  | 4-2<br>   |   | 0-3<br>K<br>  |   |  | 2-2<br>G5-3<br>  | 3 0 1 0 1 1 0  |  |
| Jim Deshaies, L<br>OBP: 0.176, SLG: 0.125<br>(1, 1)   |  | 1-3<br>K<br>  |  | 2-3<br>K<br>  |   |   | 0-3<br>K<br>  |  | 1-3<br>K<br>   | 4 0 0 0 0 4 4  |  |
| <b>Inning Stats</b>   | R: 0<br>E: 0<br>K: 1<br>S: 8<br>H: 0<br>LOB: 0<br>BB: 0<br>P: 13 | R: 1<br>E: 0<br>K: 3<br>S: 18<br>H: 2<br>LOB: 2<br>BB: 1<br>P: 30 | R: 0<br>E: 0<br>K: 1<br>S: 8<br>H: 0<br>LOB: 0<br>BB: 0<br>P: 12 | R: 1<br>E: 0<br>K: 2<br>S: 17<br>H: 1<br>LOB: 2<br>BB: 2<br>P: 27 | R: 0<br>E: 0<br>K: 1<br>S: 9<br>H: 1<br>LOB: 1<br>BB: 0<br>P: 13        | R: 1<br>E: 0<br>K: 1<br>S: 15<br>H: 0<br>LOB: 0<br>BB: 1<br>P: 23 | R: 0<br>E: 0<br>K: 1<br>S: 6<br>H: 0<br>LOB: 0<br>BB: 0<br>P: 7 | R: 2<br>E: 0<br>K: 0<br>S: 9<br>H: 2<br>LOB: 0<br>BB: 0<br>P: 11 | R: 0<br>E: 0<br>K: 1<br>S: 8<br>H: 0<br>LOB: 0<br>BB: 0<br>P: 11 | 1B: 4<br>2B: 1<br>3B: 1<br>HR: 0<br>SF: 2<br>SAC: 0<br>DP: 0<br>HBP: 0 | WP: 0<br>PB: 0<br>SB: 4<br>CS: 0<br>PA: 37 |
| <b>PITCHER</b><br>Dwight Gooden, R<br>ERA: 2.32<br>Rick Aguilera, R<br>ERA: 1.8<br>Roger McDowell, R<br>ERA: 2.03 | IP WLS BF H R ER SO BB IBB HBP BLK WP HR S P ERA WHIP            | 6.0 L 26 4 3 3 9 4 0 0 0 0 0 0 75 118 4.50 1.333                  | 1.0 3 0 0 0 1 0 0 0 0 0 0 0 6 7 0.00 0.000                       | 2.0 8 2 2 2 1 0 0 0 0 0 0 0 17 22 9.00 1.000                      | <b>PITCHER</b><br>IP WLS BF H R ER SO BB IBB HBP BLK WP HR S P ERA WHIP |   |   |  |  |  |  |

Houston Astros @ New York Mets  
Shea Stadium, Flushing, NY  
Sun May 07 1989, 3:33 AM EDT  
Att: 47,591 - Unknown

livebaseballscorecards.com

|     |    |
|-----|----|
| AB  | 31 |
| R   | 5  |
| H   | 6  |
| RBI | 4  |
| BB  | 4  |
| SO  | 11 |
| LOB | 11 |





| Batter  | 1         | 2   | 3           | 4         | 5         | 6         | 7         | 8           | 9         | AB | R | H | RBI | BB | SO | LOB |
|---|-----------|---|-------------|-----------|-----------|-----------|-----------|-------------|-----------|----|---|---|-----|----|----|-----|
| Mookie Wilson, S<br>OBP: 0.224, SLG: 0.328<br>(1, 8)  | 2-1<br>F7 |   | 0-0<br>G4-3 |           | 1-3<br>K  |           |           | 3-3<br>K    |           | 4  | 0 | 0 | 0   | 0  | 2  | 1   |
| Howard Johnson, S<br>OBP: 0.368, SLG: 0.542<br>(1, 5)   | 2-3<br>K  |   | 2-0<br>F7   |           | 2-3<br>K  |           |           | 1-1<br>G4-3 |           | 4  | 0 | 0 | 0   | 0  | 2  | 1   |
| Tim Teufel, R<br>OBP: 0.367, SLG: 0.341<br>(1, 3)   | 2-2<br>1B |   | 2-2<br>F9   |           |           | 2-2<br>F9 |           | 2-1<br>G5-3 |           | 4  | 0 | 1 | 0   | 0  | 0  | 0   |
| Darryl Strawberry, L<br>OBP: 0.354, SLG: 0.580<br>(1, 9)  | 3-3<br>K  |   |             | 2-2<br>F8 |           | 2-2<br>F8 |           |             | 0-0<br>F9 | 4  | 0 | 0 | 0   | 0  | 1  | 1   |
| Kevin McReynolds, R<br>OBP: 0.369, SLG: 0.438<br>(1, 7)   |           | 4-0<br>FC5 1B<br>BB                             |             | 1-1<br>F7 |           | 0-2<br>L8 |           |             | 2-2<br>F9 | 3  | 0 | 0 | 0   | 1  | 0  | 0   |
| Gregg Jefferies, S<br>OBP: 0.211, SLG: 0.284<br>(1, 4)  |           | 1-1<br>SAFE<br>1-2<br>SAFE<br>1-2<br>SAFE<br>1B |             | 0-0<br>2B |           |           | 3-3<br>K  |             | 0-1<br>F7 | 4  | 0 | 2 | 0   | 0  | 1  | 0   |
| Gary Carter, R<br>OBP: 0.167, SLG: 0.189<br>(1, 2)  |           | 0-0<br>FC5<br>1-2<br>2-3f                       |             | 0-0<br>P3 |           |           | 0-1<br>1B |             |           | 3  | 0 | 1 | 0   | 0  | 0  | 3   |
| Kevin Elster, R<br>OBP: 0.276, SLG: 0.329<br>(1, 6)   |           | 1-3<br>K  |             |           | 1-1<br>F8 |           | 1-1<br>F7 |             |           | 3  | 0 | 0 | 0   | 0  | 1  | 3   |
| Dwight Gooden, R<br>OBP: 0.250, SLG: 0.400<br>Rick Aguilera, R<br>Barry Lyons, R<br>OBP: 0.292, SLG: 0.238<br>Roger McDowell, R |           | 0-0<br>F9                                       |             |           | 1-2<br>1B |           | 1-1<br>F8 |             |           | 2  | 0 | 1 | 0   | 0  | 0  | 2   |

|   |                               |   |                                     |   |                              |                                  |                              |                                  |                               |                                  |                               |                                  |                               |                                  |                              |                                  |                              |                                 |                                  |                                    |                                  |        |
|---|-------------------------------|---|-------------------------------------|---|------------------------------|----------------------------------|------------------------------|----------------------------------|-------------------------------|----------------------------------|-------------------------------|----------------------------------|-------------------------------|----------------------------------|------------------------------|----------------------------------|------------------------------|---------------------------------|----------------------------------|------------------------------------|----------------------------------|--------|
| <b>Inning Stats</b>                           | R: 0<br>E: 0<br>K: 2<br>S: 14 | H: 1<br>LOB: 1<br>BB: 0<br>P: 23                              | R: 0<br>E: 0<br>K: 1<br>S: 7        | H: 1<br>LOB: 2<br>BB: 1<br>P: 13                              | R: 0<br>E: 0<br>K: 0<br>S: 7 | H: 0<br>LOB: 0<br>BB: 0<br>P: 11 | R: 0<br>E: 0<br>K: 0<br>S: 7 | H: 1<br>LOB: 1<br>BB: 0<br>P: 10 | R: 0<br>E: 0<br>K: 2<br>S: 11 | H: 1<br>LOB: 1<br>BB: 0<br>P: 16 | R: 0<br>E: 0<br>K: 0<br>S: 11 | H: 0<br>LOB: 0<br>BB: 0<br>P: 15 | R: 0<br>E: 0<br>K: 1<br>S: 10 | H: 1<br>LOB: 1<br>BB: 0<br>P: 15 | R: 0<br>E: 0<br>K: 1<br>S: 7 | H: 0<br>LOB: 0<br>BB: 0<br>P: 13 | R: 0<br>E: 0<br>K: 0<br>S: 6 | H: 0<br>LOB: 0<br>BB: 0<br>P: 8 | 1B: 4<br>2B: 1<br>3B: 0<br>HR: 0 | SF: 0<br>SAC: 0<br>DP: 0<br>HBP: 0 | WP: 0<br>PB: 0<br>SB: 0<br>CS: 0 | PA: 33 |
| <b>PITCHER</b><br>Jim Deshaies, L<br>ERA: 2.7 | (1, 1)                        | IP: 9.0<br>WLS: W<br>BF: 33<br>H: 5<br>R: 0<br>ER: 0<br>SO: 7 | BB: 1<br>IBB: 0<br>HBP: 0<br>BLK: 0 | WP: 0<br>HR: 0<br>S: 80<br>P: 124<br>ERA: 0.00<br>WHIP: 0.667 |                              |                                  |                              |                                  |                               |                                  |                               |                                  |                               |                                  |                              |                                  |                              |                                 |                                  |                                    |                                  |        |

**BOTTOM**

**Houston Astros @ New York Mets**  
Shea Stadium, Flushing, NY

Sun May 07 1989, 3:33 AM EDT  
Att. 47,591 - Unknown

livebaseballscorecards.com

|            |           |
|------------|-----------|
| <b>AB</b>  | <b>32</b> |
| <b>R</b>   | <b>0</b>  |
| <b>H</b>   | <b>5</b>  |
| <b>RBI</b> | <b>0</b>  |
| <b>BB</b>  | <b>1</b>  |
| <b>SO</b>  | <b>7</b>  |
| <b>LOB</b> | <b>12</b> |



| Batter  | 1   | 2  | 3                            | 4                                | 5                            | 6                                | 7                            | 8                                | 9                            | AB R H RBI BB SO LOB            | TOP  |                               |                                  |   |                                  |                               |                                  |                              |                                  |                                  |                                    |                                  |
|---|---|--|------------------------------|----------------------------------|------------------------------|----------------------------------|------------------------------|----------------------------------|------------------------------|---------------------------------|--|-------------------------------|----------------------------------|---|----------------------------------|-------------------------------|----------------------------------|------------------------------|----------------------------------|----------------------------------|------------------------------------|----------------------------------|
| Lenny Dykstra, L<br>OBP: 0.411, SLG: 0.493<br>Terry Leach, R<br>(8, 1)                                      | 2-1<br>G4-3   |  | 1-1<br>G3                    |                                  |                              | 4-1<br>S<br>BB                   |                              | 1-3<br>K                         |                              | 3 0 0 0 1 1 1<br>0 0 0 0 0 0 0  | <p><b>New York Mets @ Cincinnati Reds</b></p> <p>Riverfront Stadium, Cincinnati, OH</p> <p>Mon May 08 1989, 7:05 PM EDT<br/>Att. 20,384 - Unknown - 63 F</p> |                               |                                  |   |                                  |                               |                                  |                              |                                  |                                  |                                    |                                  |
| Howard Johnson, S<br>OBP: 0.364, SLG: 0.540<br>(7, 6)   | 2-0<br>2B   |  | 3-3<br>K                     |                                  |                              | 2-3<br>K                         |                              | 3-2<br>F7                        |                              | 4 0 1 0 0 2 2                   |  |                               |                                  |   |                                  |                               |                                  |                              |                                  |                                  |                                    |                                  |
| Keith Hernandez, L<br>OBP: 0.324, SLG: 0.385<br>(1, 3)  | 4-2<br>BB   |  |                              | 0-0<br>G6-3                      |                              | 1-3<br>K                         |                              | 0-0<br>1B                        |                              | 3 0 1 0 1 1 1                   |  |                               |                                  |   |                                  |                               |                                  |                              |                                  |                                  |                                    |                                  |
| Darryl Strawberry, L<br>OBP: 0.350, SLG: 0.565<br>(1, 9)  | 3-3<br>K  |  |                              | 3-2<br>WP<br>1B                  |                              | 3-2<br>F8                        |                              | 2-2<br>L7                        |                              | 4 0 1 0 0 1 5                   |  |                               |                                  |   |                                  |                               |                                  |                              |                                  |                                  |                                    |                                  |
| Kevin McReynolds, R<br>OBP: 0.365, SLG: 0.430<br>(1, 7)   | 1-3<br>K  |  |                              | 1-1<br>F9                        |                              |                                  | 0-1<br>G5-3                  |                                  | 1-0<br>1B                    | 4 0 1 0 0 1 3                   |  |                               |                                  |   |                                  |                               |                                  |                              |                                  |                                  |                                    |                                  |
| Gregg Jefferies, S<br>OBP: 0.202, SLG: 0.272<br>(1, 4)  |   |  |                              | 2-0<br>G6-3                      |                              |                                  | 0-0<br>F8                    |                                  | 1-0<br>F8                    | 4 0 0 0 0 1 2                   |  |                               |                                  |   |                                  |                               |                                  |                              |                                  |                                  |                                    |                                  |
| Gary Carter, R<br>OBP: 0.171, SLG: 0.182<br>(1, 2)  |   |  |                              |                                  | 0-0<br>F7                    |                                  |                              |                                  | 1-3<br>K                     | 3 0 0 0 1 1 1                   |  |                               |                                  |   |                                  |                               |                                  |                              |                                  |                                  |                                    |                                  |
| Kevin Elster, R<br>OBP: 0.270, SLG: 0.321<br>Dave Magadan, L<br>OBP: 0.286, SLG: 0.278<br>(7, PH)<br>(7, 5) |   |  |                              |                                  |                              | 0-1<br>G6-3                      |                              |                                  | 1-1<br>G3-1                  | 2 0 0 0 0 1 0<br>2 0 0 0 0 1 2  |  |                               |                                  |   |                                  |                               |                                  |                              |                                  |                                  |                                    |                                  |
| Bob Ojeda, L<br>OBP: 0.300, SLG: 0.222<br>Mookie Wilson, S<br>OBP: 0.235, SLG: 0.328<br>(8, PH)<br>(8, 8)   |   |  |                              |                                  | 0-0<br>G6-3                  |                                  |                              |                                  | 4-0<br>1B<br>BB              | 2 0 0 0 0 1 0<br>0 0 0 0 1 0 0  |  |                               |                                  |   |                                  |                               |                                  |                              |                                  |                                  |                                    |                                  |
| <b>Inning Stats</b>   | R: 0<br>E: 0<br>K: 2<br>S: 12                         | H: 1<br>LOB: 2<br>BB: 1<br>P: 24               | R: 0<br>E: 0<br>K: 2<br>S: 7 | H: 0<br>LOB: 0<br>BB: 0<br>P: 11 | R: 0<br>E: 0<br>K: 1<br>S: 8 | H: 0<br>LOB: 0<br>BB: 0<br>P: 12 | R: 0<br>E: 0<br>K: 0<br>S: 9 | H: 1<br>LOB: 1<br>BB: 0<br>P: 15 | R: 0<br>E: 0<br>K: 1<br>S: 6 | H: 0<br>LOB: 0<br>BB: 0<br>P: 9 |  | R: 0<br>E: 0<br>K: 1<br>S: 14 | H: 0<br>LOB: 1<br>BB: 1<br>P: 24 | R: 0<br>E: 0<br>K: 1<br>S: 8                          | H: 0<br>LOB: 1<br>BB: 1<br>P: 15 | R: 0<br>E: 0<br>K: 1<br>S: 12 | H: 1<br>LOB: 2<br>BB: 1<br>P: 22 | R: 0<br>E: 0<br>K: 1<br>S: 8 | H: 1<br>LOB: 1<br>BB: 0<br>P: 12 | 1B: 3<br>2B: 1<br>3B: 0<br>HR: 0 | SF: 0<br>SAC: 0<br>DP: 0<br>HBP: 0 | WP: 1<br>PB: 0<br>SB: 1<br>CS: 0 |
| <b>PITCHER</b>  | IP WLS BF H R ER SO BB IBB HBP BLK WP HR S P ERA WHIP |  |                              |                                  |                              |                                  |                              |                                  |                              |                                 |  |                               | <b>PITCHER</b>                   | IP WLS BF H R ER SO BB IBB HBP BLK WP HR S P ERA WHIP |                                  |                               |                                  |                              |                                  |                                  |                                    |                                  |
| Jose Rijo, R<br>ERA: 1.43<br>Norm Charlton, L<br>ERA: 1.26<br>John Franco, L<br>ERA: 1.69                   | (1, 1)<br>(8, 1)<br>(8, 1)                            | 7.0 W 26 2 0 0 9 3 0 0 0 1 0 64 110 0.00 0.714 |                              |                                  |                              |                                  |                              |                                  |                              |                                 |  |                               |                                  |   |                                  |                               |                                  |                              |                                  |                                  |                                    |                                  |

livebaseballscorecards.com

|     |    |
|-----|----|
| AB  | 31 |
| R   | 0  |
| H   | 4  |
| RBI | 0  |
| BB  | 4  |
| SO  | 11 |
| LOB | 17 |



| Batter   | 1                               | 2  | 3                  | 4                  | 5   | 6                  | 7                | 8                  | 9 |
|--|---------------------------------|--|--------------------|--------------------|---|--------------------|------------------|--------------------|---|
| <b>Kal Daniels, L</b> (1, 7)<br>OBP: 0.425, SLG: 0.349<br><b>Herm Winningham, L</b> (7, PR)<br>OBP: 0.370, SLG: 0.600<br>(8, 8)                      | 4-2<br>                         | 4-2<br>                                    |                    | 0-1<br><b>G4-3</b> |   |                    | 4-1<br>          |                    |   |
| <b>Chris Sabo, R</b> (1, 5)<br>OBP: 0.273, SLG: 0.303  | 1-0<br><b>SH</b><br>G4-3<br>SF7 | 0-1<br><b>F8</b>                           |                    |                    | 4-1<br><b>1B</b><br><b>SF8</b><br><b>BB</b> |                    | 0-1<br><b>F8</b> |                    |   |
| <b>Barry Larkin, R</b> (1, 6)<br>OBP: 0.327, SLG: 0.433  | 0-1<br><b>G4-3</b>              |  | 2-2<br><b>G6-3</b> |                    | 1-1<br><b>SF8</b><br><b>S</b><br><b>1B</b>  |                    | 4-1<br>          |                    |   |
| <b>Todd Benzinger, S</b> (1, 3)<br>OBP: 0.288, SLG: 0.318  | 3-2<br><b>SF7</b>               |  | 3-2<br>            |                    | 2-2<br><b>SF8</b>                           |                    | 0-1<br><b>P3</b> |                    |   |
| <b>Paul O'Neill, L</b> (1, 9)<br>OBP: 0.353, SLG: 0.481<br><b>John Franco, L</b> (8, 1)  | 1-3<br><b>K</b>                 |  | 0-0<br><b>G4-3</b> |                    | 1-2<br><b>P3</b>                            |                    | 1-2<br><b>G3</b> |                    |   |
| <b>Rolando Roomes, R</b> (1, 8)<br>OBP: 0.222, SLG: 0.222<br>(8, 7)  |                                 | 3-2<br><b>G6-3</b>                         | 1-2<br><b>P8</b>   |                    | 0-3<br><b>K</b>                             |                    | 0-1<br><b>P3</b> |                    |   |
| <b>Bo Diaz, R</b> (1, 2)<br>OBP: 0.167, SLG: 0.172   |                                 | 0-0<br><b>G6-3</b>                         |                    | 2-0<br><b>F8</b>   |   | 2-1<br><b>G5-3</b> |                  | 0-1<br><b>L8</b>   |   |
| <b>Ron Oester, S</b> (1, 4)<br>OBP: 0.250, SLG: 0.202  |                                 | 0-0<br><b>E4</b><br><b>BB</b><br><b>BB</b> |                    | 3-2<br><b>L9</b>   |   | 0-0<br><b>G5-3</b> |                  | 1-1<br><b>G4-3</b> |   |
| <b>Jose Rijo, R</b> (1, 1)<br>OBP: 0.357, SLG: 0.385<br><b>Norm Charlton, S</b> (8, 1)<br><b>Joel Youngblood, R</b> (8, 9)<br>OBP: 0.407, SLG: 0.391 |                                 | 4-1<br>                                    |                    | 3-2<br>            |   | 1-1<br><b>G5-3</b> |                  |                    |   |

| Inning Stats | R: 2   | H: 0  | E: 0  | K: 1   | S: 14 | R: 0   | H: 0  | E: 1   | K: 0  | S: 11 | R: 0   | H: 1  | E: 0   | K: 0  | S: 12 | R: 1   | H: 1  | E: 0   | K: 1  | S: 13 | R: 0   | H: 0  | E: 0   | K: 0  | S: 5 | R: 0   | H: 0  | E: 0   | K: 0  | S: 10 | R: 0   | H: 0  | E: 0   | K: 0  | S: 6 |
|--------------|--------|-------|-------|--------|-------|--------|-------|--------|-------|-------|--------|-------|--------|-------|-------|--------|-------|--------|-------|-------|--------|-------|--------|-------|------|--------|-------|--------|-------|-------|--------|-------|--------|-------|------|
|              | LOB: 0 | BB: 1 | P: 23 | LOB: 3 | BB: 2 | LOB: 3 | BB: 2 | LOB: 1 | BB: 0 | P: 18 | LOB: 1 | BB: 0 | LOB: 0 | BB: 0 | P: 8  | LOB: 2 | BB: 2 | LOB: 0 | BB: 0 | P: 19 | LOB: 0 | BB: 2 | LOB: 0 | BB: 0 | P: 7 | LOB: 0 | BB: 0 | LOB: 0 | BB: 0 | P: 7  | LOB: 0 | BB: 0 | LOB: 0 | BB: 0 | P: 7 |

| PITCHER                                   | IP  | WLS | BF | H | R | ER | SO | BB | IBB | HBP | BLK | WP | HR | S  | P   | ERA  | WHIP  |
|---|-----|-----|----|---|---|----|----|----|-----|-----|-----|----|----|----|-----|------|-------|
| <b>Bob Ojeda, L</b> (1, 1)<br>ERA: 4.32   | 7.0 | L   | 32 | 3 | 3 | 3  | 2  | 6  | 0   | 0   | 0   | 0  | 0  | 76 | 130 | 3.86 | 1.286 |
| <b>Terry Leach, R</b> (8, 1)<br>ERA: 0.68 | 1.0 |     | 3  | 0 | 0 | 0  | 0  | 0  | 0   | 0   | 0   | 0  | 0  | 6  | 7   | 0.00 | 0.000 |

**BOTTOM**

| AB | R | H | RBI | BB | SO | LOB |
|----|---|---|-----|----|----|-----|
| 1  | 1 | 0 | 0   | 3  | 0  | 1   |
| 0  | 0 | 0 | 0   | 0  | 0  | 0   |
| 2  | 2 | 0 | 0   | 1  | 0  | 4   |
| 3  | 0 | 1 | 1   | 1  | 0  | 1   |
| 2  | 0 | 1 | 2   | 0  | 0  | 2   |
| 4  | 0 | 0 | 0   | 0  | 1  | 4   |
| 0  | 0 | 0 | 0   | 0  | 0  | 0   |
| 4  | 0 | 0 | 0   | 0  | 1  | 2   |
| 4  | 0 | 0 | 0   | 0  | 0  | 0   |
| 4  | 0 | 0 | 0   | 0  | 0  | 0   |
| 2  | 0 | 1 | 0   | 1  | 0  | 0   |
| 0  | 0 | 0 | 0   | 0  | 0  | 0   |
| 0  | 0 | 0 | 0   | 0  | 0  | 0   |

**New York Mets @ Cincinnati Reds**  
 Riverfront Stadium, Cincinnati, OH  
 Mon May 08 1989, 7:05 PM EDT  
 Att: 20,384 - Unknown - 63 F

livebaseballscorecards.com

| AB  | 26 |
|-----|----|
| R   | 3  |
| H   | 3  |
| RBI | 3  |
| BB  | 6  |
| SO  | 2  |
| LOB | 14 |



| WP | PA | 35 |
|----|----|----|
| PB | 0  |    |
| SB | 5  |    |
| CS | 0  |    |

| Batter  | 1   | 2                                | 3                            | 4                                | 5                            | 6                               | 7                            | 8                                | 9                             | AB R H RBI BB SO LOB             | TOP                          |                                  |   |                                  |                               |                                  |                              |                                 |                                  |                                    |                                  |        |  |
|---|---|----------------------------------|------------------------------|----------------------------------|------------------------------|---------------------------------|------------------------------|----------------------------------|-------------------------------|----------------------------------|------------------------------|----------------------------------|---|----------------------------------|-------------------------------|----------------------------------|------------------------------|---------------------------------|----------------------------------|------------------------------------|----------------------------------|--------|--|
| Mookie Wilson, S<br>OBP: 0.236, SLG: 0.324 (1, 8)     | 3-3<br>K  |                                  | 0-0<br>3-1                   |                                  | 1-2<br>1B                    |                                 | 2-2<br>G3                    |                                  |                               | 4 0 1 1 0 1 0                    |                              |                                  |   |                                  |                               |                                  |                              |                                 |                                  |                                    |                                  |        |  |
| Howard Johnson, S<br>OBP: 0.379, SLG: 0.556 (1, 5)    | 2-2<br>2B   |                                  | 1-3<br>K                     |                                  | 2-0<br>1B                    |                                 |                              | 4-2<br>BB                        |                               | 3 0 2 1 1 1 0                    |                              |                                  |   |                                  |                               |                                  |                              |                                 |                                  |                                    |                                  |        |  |
| Kevin McReynolds, R<br>OBP: 0.353, SLG: 0.413 (1, 7)  | 0-1<br>F8   |                                  |                              | 0-1<br>G3                        | 1-2<br>F7                    |                                 |                              | 1-2<br>6-3                       |                               | 4 0 0 0 0 0 4                    |                              |                                  |   |                                  |                               |                                  |                              |                                 |                                  |                                    |                                  |        |  |
| Darryl Strawberry, L<br>OBP: 0.336, SLG: 0.542 (1, 9) | 2-3<br>K  |                                  |                              | 3-2<br>F6                        | 3-3<br>K                     |                                 |                              | 0-3<br>K                         |                               | 4 0 0 0 0 3 4                    |                              |                                  |   |                                  |                               |                                  |                              |                                 |                                  |                                    |                                  |        |  |
| Tim Teufel, R<br>OBP: 0.340, SLG: 0.313 (1, 4)        |   |                                  | 2-1<br>L7                    |                                  | 0-1<br>G4-3                  |                                 |                              | 1-3<br>K                         |                               | 4 0 0 0 0 2 1                    |                              |                                  |   |                                  |                               |                                  |                              |                                 |                                  |                                    |                                  |        |  |
| Roger McDowell, R (8, 1)                              |   |                                  |                              |                                  |                              |                                 |                              |                                  |                               | 0 0 0 0 0 0 0                    |                              |                                  |   |                                  |                               |                                  |                              |                                 |                                  |                                    |                                  |        |  |
| Randy Myers, L (9, 1)                                 |   |                                  |                              |                                  |                              |                                 |                              |                                  |                               | 0 0 0 0 0 0 0                    |                              |                                  |   |                                  |                               |                                  |                              |                                 |                                  |                                    |                                  |        |  |
| Keith Hernandez, L<br>OBP: 0.330, SLG: 0.394 (1, 3)   |   |                                  | 3-2<br>G4-3                  |                                  | 1-1<br>1B                    |                                 |                              | 3-3<br>K                         | 2-2<br>HBP                    | 3 1 1 0 0 1 0                    |                              |                                  |   |                                  |                               |                                  |                              |                                 |                                  |                                    |                                  |        |  |
| Gary Carter, R<br>OBP: 0.186, SLG: 0.177 (1, 2)       |   |                                  | 4-2<br>BB                    |                                  | 4-0<br>1B                    |                                 |                              | 1-0<br>G6-3                      |                               | 2 1 0 0 2 0 1                    |                              |                                  |   |                                  |                               |                                  |                              |                                 |                                  |                                    |                                  |        |  |
| Kevin Elster, R<br>OBP: 0.269, SLG: 0.318 (1, 6)      |   |                                  | 1-0<br>G5-3                  |                                  | 2-1<br>1B                    |                                 |                              | 3-3<br>K                         | 0-0<br>5-3                    | 4 1 1 1 0 1 1                    |                              |                                  |   |                                  |                               |                                  |                              |                                 |                                  |                                    |                                  |        |  |
| Sid Fernandez, L<br>OBP: 0.231, SLG: 0.308 (1, 1)     |   |                                  | 0-3<br>K                     |                                  | 0-0<br>SH1-3                 |                                 |                              | 0-3<br>K                         |                               | 2 0 0 0 0 2 0                    |                              |                                  |   |                                  |                               |                                  |                              |                                 |                                  |                                    |                                  |        |  |
| Gregg Jefferies, S<br>OBP: 0.202, SLG: 0.272 (8, 4)   |   |                                  |                              |                                  | 1-2<br>SH1-3                 |                                 |                              |                                  |                               | 0 0 0 0 0 0 0                    |                              |                                  |   |                                  |                               |                                  |                              |                                 |                                  |                                    |                                  |        |  |
| <b>Inning Stats</b>                                   | R: 0<br>E: 0<br>K: 2<br>S: 15                         | H: 1<br>LOB: 1<br>BB: 0<br>P: 22 | R: 0<br>E: 0<br>K: 0<br>S: 9 | H: 0<br>LOB: 1<br>BB: 1<br>P: 19 | R: 0<br>E: 0<br>K: 2<br>S: 7 | H: 0<br>LOB: 0<br>BB: 0<br>P: 8 | R: 0<br>E: 0<br>K: 0<br>S: 7 | H: 0<br>LOB: 0<br>BB: 0<br>P: 10 | R: 3<br>E: 0<br>K: 1<br>S: 16 | H: 4<br>LOB: 2<br>BB: 1<br>P: 30 | R: 0<br>E: 0<br>K: 2<br>S: 7 | H: 0<br>LOB: 0<br>BB: 0<br>P: 11 | R: 0<br>E: 0<br>K: 2<br>S: 12                         | H: 0<br>LOB: 0<br>BB: 0<br>P: 17 | R: 0<br>E: 0<br>K: 2<br>S: 11 | H: 0<br>LOB: 1<br>BB: 1<br>P: 17 | R: 0<br>E: 0<br>K: 0<br>S: 4 | H: 0<br>LOB: 0<br>BB: 0<br>P: 6 | 1B: 3<br>2B: 2<br>3B: 0<br>HR: 0 | SF: 0<br>SAC: 1<br>DP: 1<br>HBP: 1 | WP: 0<br>PB: 0<br>SB: 1<br>CS: 0 | PA: 35 |  |
| <b>PITCHER</b>  | IP WLS BF H R ER SO BB IBB HBP BLK WP HR S P ERA WHIP |                                  |                              |                                  |                              |                                 |                              |                                  |                               |                                  |                              | <b>PITCHER</b>                   | IP WLS BF H R ER SO BB IBB HBP BLK WP HR S P ERA WHIP |                                  |                               |                                  |                              |                                 |                                  |                                    |                                  |        |  |
| Danny Jackson, L<br>ERA: 5.94 (1, 1)                  | 6.0 L 25 5 3 3 7 2 0 0 0 0 0 0 61 100 4.50 1.167      |                                  |                              |                                  |                              |                                 |                              |                                  |                               |                                  |                              |                                  |   |                                  |                               |                                  |                              |                                 |                                  |                                    |                                  |        |  |
| Rob Dibble, R<br>ERA: 3.0 (7, 1)                      | 2.0 7 0 0 0 4 1 0 0 0 0 0 0 23 34 0.00 0.500          |                                  |                              |                                  |                              |                                 |                              |                                  |                               |                                  |                              |                                  |   |                                  |                               |                                  |                              |                                 |                                  |                                    |                                  |        |  |
| Norm Charlton, L<br>ERA: 1.17 (9, 1)                  | 1.0 3 0 0 0 0 0 0 0 1 0 0 0 4 6 0.00 0.000            |                                  |                              |                                  |                              |                                 |                              |                                  |                               |                                  |                              |                                  |   |                                  |                               |                                  |                              |                                 |                                  |                                    |                                  |        |  |

**New York Mets @ Cincinnati Reds**  
Riverfront Stadium, Cincinnati, OH  
Tue May 09 1989, 7:05 PM EDT  
Att. 12,645 - Unknown - 50 F

livebaseballscorecards.com

**AB 30**  
**R 3**  
**H 5**  
**RBI 3**  
**BB 3**  
**SO 11**  
**LOB 11**



BOTTOM

New York Mets @ Cincinnati Reds  
Riverfront Stadium, Cincinnati, OH

Tue May 09 1989, 7:05 PM EDT  
Att: 12,645 - Unknown - 50 F

livebaseballscorecards.com

|     |    |
|-----|----|
| AB  | 33 |
| R   | 1  |
| H   | 6  |
| RBI | 1  |
| BB  | 1  |
| SO  | 7  |
| LOB | 12 |



|     |   |     |    |
|-----|---|-----|----|
| WP: | 0 | PA: | 34 |
| PB: | 0 |     |    |
| SB: | 0 |     |    |
| CS: | 0 |     |    |

AB R H RBI BB SO LOB

|   |   |   |   |   |   |   |
|---|---|---|---|---|---|---|
| 4 | 0 | 1 | 0 | 0 | 1 | 1 |
| 4 | 0 | 0 | 0 | 0 | 2 | 1 |
| 4 | 0 | 0 | 0 | 0 | 0 | 0 |
| 3 | 1 | 1 | 1 | 1 | 0 | 1 |
| 4 | 0 | 0 | 0 | 0 | 1 | 2 |
| 3 | 0 | 2 | 0 | 0 | 0 | 0 |
| 1 | 0 | 1 | 0 | 0 | 0 | 0 |
| 3 | 0 | 0 | 0 | 0 | 0 | 3 |
| 1 | 0 | 0 | 0 | 0 | 1 | 2 |
| 3 | 0 | 0 | 0 | 0 | 1 | 2 |
| 1 | 0 | 0 | 0 | 0 | 1 | 0 |
| 1 | 0 | 1 | 0 | 0 | 0 | 0 |
| 0 | 0 | 0 | 0 | 0 | 0 | 0 |
| 1 | 0 | 0 | 0 | 0 | 0 | 0 |
| 0 | 0 | 0 | 0 | 0 | 0 | 0 |

| Batter   | 1         | 2 | 3           | 4           | 5                        | 6                     | 7         | 8           | 9                          |
|--|-----------|---|-------------|-------------|--------------------------|-----------------------|-----------|-------------|----------------------------|
| <b>Kal Daniels, L</b> (1, 7)<br>OBP: 0.419, SLG: 0.356     | 1-3<br>K  |   |             | 2-1<br>G3   |                          | 3-1<br>G4-6-3<br>1-2f |           | 1-0<br>2B   |                            |
| <b>Chris Sabo, R</b> (1, 5)<br>OBP: 0.265, SLG: 0.294      | 2-2<br>L8 |   |             | 0-3<br>K    |                          | 0-3<br>K              |           | 1-2<br>G5-3 |                            |
| <b>Barry Larkin, R</b> (1, 6)<br>OBP: 0.315, SLG: 0.416    | 2-2<br>P3 |   |             | 1-0<br>G5-3 |                          |                       | 1-1<br>L7 |             | 2-1<br>E6<br>FC4-6         |
| <b>Todd Benzinger, S</b> (1, 3)<br>OBP: 0.295, SLG: 0.345  |           |   | 1-1<br>F9   |             | 4-1<br>2B<br>FC5-2<br>BB |                       | 1-1<br>HR |             | 0-1<br>FC4-6<br>1B<br>1-2f |
| <b>Joel Youngblood, R</b> (1, 9)<br>OBP: 0.355, SLG: 0.333 |           |   | 3-2<br>F8   |             | 1-1<br>F6                |                       | 3-3<br>K  |             | 0-1<br>F4                  |
| <b>Rolando Roomes, R</b> (1, 8)<br>OBP: 0.286, SLG: 0.381  |           |   | 0-1<br>5-3  |             | 1-0<br>2B                |                       | 0-1<br>2B |             | 1-2<br>1B                  |
| <b>Paul O'Neill, L</b> (9, PH)<br>OBP: 0.359, SLG: 0.486   |           |   |             |             | 1-3<br>2B                |                       |           |             | 1-2<br>1B                  |
| <b>Bo Diaz, R</b> (1, 2)<br>OBP: 0.152, SLG: 0.156         |           |   | 2-1<br>F7   |             | 1-1<br>FC5-2             |                       | 0-1<br>F9 |             | 1-3<br>K                   |
| <b>Jeff Reed, L</b> (9, PH)<br>OBP: 0.321, SLG: 0.449      |           |   |             |             | 3-H<br>K                 |                       |           |             |                            |
| <b>Ron Oester, S</b> (1, 4)<br>OBP: 0.243, SLG: 0.196      |           |   | 1-1<br>G5-3 |             | 3-3<br>K                 |                       |           | 0-1<br>L6   |                            |
| <b>Danny Jackson, R</b> (1, 1)<br>OBP: 0.176, SLG: 0.125   |           |   | 2-3<br>K    |             |                          |                       |           | 1-2<br>4-3  |                            |
| <b>Rob Dibble, L</b> (7, 1)                                |           |   |             |             |                          |                       |           |             |                            |
| <b>Manny Trillo, R</b> (8, PH)<br>OBP: 0.290, SLG: 0.214   |           |   |             |             |                          |                       |           |             |                            |
| <b>Norm Charlton, S</b> (9, 1)                             |           |   |             |             |                          |                       |           |             |                            |

| Inning Stats | R: 0 | H: 0 | E: 0 | K: 1 | S: 12 | R: 0 | H: 0 | E: 0 | K: 0 | S: 7 | R: 0 | H: 0 | E: 0 | K: 1 | S: 7 | R: 0 | H: 0 | E: 0 | K: 1 | S: 6 | R: 0 | H: 1 | E: 0 | K: 1 | S: 10 | R: 0 | H: 1 | E: 0 | K: 1 | S: 8 | R: 1 | H: 2 | E: 0 | K: 1 | S: 11 | R: 0 | H: 1 | E: 0 | K: 0 | S: 9 | R: 0 | H: 1 | E: 1 | K: 1 | S: 12 | 1B: 2 | 2B: 3 | 3B: 0 | HR: 1 | SF: 0 | SAC: 0 | DP: 1 | HBP: 0 |
|--------------|------|------|------|------|-------|------|------|------|------|------|------|------|------|------|------|------|------|------|------|------|------|------|------|------|-------|------|------|------|------|------|------|------|------|------|-------|------|------|------|------|------|------|------|------|------|-------|-------|-------|-------|-------|-------|--------|-------|--------|
|--------------|------|------|------|------|-------|------|------|------|------|------|------|------|------|------|------|------|------|------|------|------|------|------|------|------|-------|------|------|------|------|------|------|------|------|------|-------|------|------|------|------|------|------|------|------|------|-------|-------|-------|-------|-------|-------|--------|-------|--------|

| PITCHER                                      | IP  | WLS | BF | H | R | ER | SO | BB | IBB | HBP | BLK | WP | HR | S  | P   | ERA  | WHIP  |
|--|-----|-----|----|---|---|----|----|----|-----|-----|-----|----|----|----|-----|------|-------|
| <b>Sid Fernandez, L</b> (1, 1)<br>ERA: 3.05  | 7.2 | W   | 28 | 5 | 1 | 1  | 6  | 1  | 0   | 0   | 0   | 0  | 1  | 67 | 106 | 1.17 | 0.783 |
| <b>Roger McDowell, R</b> (8, 1)<br>ERA: 1.88 | 1.0 |     | 5  | 1 | 0 | 0  | 0  | 0  | 0   | 0   | 0   | 0  | 0  | 12 | 16  | 0.00 | 1.000 |
| <b>Randy Myers, L</b> (9, 1)<br>ERA: 1.26    | 0.1 | S   | 1  | 0 | 0 | 0  | 1  | 0  | 0   | 0   | 0   | 0  | 0  | 3  | 4   | 0.00 | 0.000 |

|     |   |      |   |
|-----|---|------|---|
| 1B: | 2 | SF:  | 0 |
| 2B: | 3 | SAC: | 0 |
| 3B: | 0 | DP:  | 1 |
| HR: | 1 | HBP: | 0 |

|     |   |     |    |
|-----|---|-----|----|
| WP: | 0 | PA: | 34 |
| PB: | 0 |     |    |
| SB: | 0 |     |    |
| CS: | 0 |     |    |

**New York Mets @ Cincinnati Reds**  
 Riverfront Stadium, Cincinnati, OH

Wed May 10 1989, 7:05 PM EDT  
 Att: 19,112 - Unknown

[livebaseballscorecards.com](http://livebaseballscorecards.com)



| Batter  | 1                            | 2                                | 3                             | 4                                | 5                            | 6                               | 7                             | 8                                | 9                            | AB                               | R                             | H                                | RBI                           | BB                               | SO                           | LOB                              | TOP                          |                                 |                                  |                                    |                                  |        |
|---|------------------------------|----------------------------------|-------------------------------|----------------------------------|------------------------------|---------------------------------|-------------------------------|----------------------------------|------------------------------|----------------------------------|-------------------------------|----------------------------------|-------------------------------|----------------------------------|------------------------------|----------------------------------|------------------------------|---------------------------------|----------------------------------|------------------------------------|----------------------------------|--------|
| Mookie Wilson, S<br>OBP: 0.218, SLG: 0.297 (1, 8)   | F9                           | L1                               |                               | FC6                              |                              | E5                              | FC1-6                         |                                  | F9                           | 6                                | 2                             | 0                                | 1                             | 0                                | 0                            | 6                                |                              |                                 |                                  |                                    |                                  |        |
| Howard Johnson, S<br>OBP: 0.389, SLG: 0.581 (1, 5)  | K                            |                                  |                               | FC6-4                            | P5                           | CS                              | 1B                            |                                  |                              | 3                                | 2                             | 1                                | 2                             | 2                                | 1                            | 0                                |                              |                                 |                                  |                                    |                                  |        |
| Kevin McReynolds, R<br>OBP: 0.347, SLG: 0.404<br>Rick Aguilera, R (1, 7)<br>(7, 1)                                    | P6                           |                                  |                               | FC6-4                            | F8                           | CS                              | F8                            |                                  |                              | 5                                | 1                             | 1                                | 2                             | 0                                | 0                            | 1                                |                              |                                 |                                  |                                    |                                  |        |
| Darryl Strawberry, L<br>OBP: 0.339, SLG: 0.530 (1, 9)   |                              |                                  |                               |                                  |                              |                                 |                               |                                  |                              | 4                                | 1                             | 1                                | 0                             | 1                                | 1                            | 3                                |                              |                                 |                                  |                                    |                                  |        |
| Tim Teufel, R<br>OBP: 0.362, SLG: 0.300 (1, 4)  |                              |                                  |                               |                                  |                              |                                 |                               |                                  |                              | 2                                | 1                             | 0                                | 0                             | 3                                | 0                            | 1                                |                              |                                 |                                  |                                    |                                  |        |
| Keith Hernandez, L<br>OBP: 0.345, SLG: 0.408<br>Dave Magadan, L<br>OBP: 0.279, SLG: 0.270 (1, 3)<br>(8, PH)<br>(8, 3) |                              |                                  |                               |                                  |                              |                                 |                               |                                  |                              | 4                                | 1                             | 3                                | 3                             | 0                                | 0                            | 0                                |                              |                                 |                                  |                                    |                                  |        |
| Barry Lyons, R<br>OBP: 0.286, SLG: 0.360<br>Mackey Sasser, L<br>OBP: 0.154, SLG: 0.083 (1, 2)<br>(8, PH)<br>(8, 2)    |                              |                                  |                               |                                  |                              |                                 |                               |                                  |                              | 4                                | 1                             | 1                                | 1                             | 0                                | 2                            | 5                                |                              |                                 |                                  |                                    |                                  |        |
| Kevin Elster, R<br>OBP: 0.286, SLG: 0.330 (1, 6)  |                              |                                  |                               |                                  |                              |                                 |                               |                                  |                              | 1                                | 0                             | 0                                | 0                             | 0                                | 0                            | 1                                |                              |                                 |                                  |                                    |                                  |        |
| Ron Darling, R<br>OBP: 0.067, SLG: 0.067<br>Lee Mazzilli, S<br>OBP: 0.385, SLG: 0.500 (1, 1)<br>(7, PH)<br>(7, 7)     |                              |                                  |                               |                                  |                              |                                 |                               |                                  |                              | 3                                | 1                             | 1                                | 1                             | 2                                | 0                            | 0                                |                              |                                 |                                  |                                    |                                  |        |
| <b>Inning Stats</b>   | R: 0<br>E: 0<br>K: 1<br>S: 7 | H: 0<br>LOB: 0<br>BB: 0<br>P: 14 | R: 2<br>E: 0<br>K: 1<br>S: 18 | H: 3<br>LOB: 2<br>BB: 1<br>P: 28 | R: 0<br>E: 0<br>K: 0<br>S: 4 | H: 0<br>LOB: 0<br>BB: 1<br>P: 9 | R: 1<br>E: 0<br>K: 0<br>S: 11 | H: 2<br>LOB: 2<br>BB: 1<br>P: 18 | R: 0<br>E: 0<br>K: 0<br>S: 9 | H: 0<br>LOB: 1<br>BB: 1<br>P: 18 | R: 6<br>E: 2<br>K: 2<br>S: 26 | H: 3<br>LOB: 2<br>BB: 3<br>P: 46 | R: 2<br>E: 0<br>K: 0<br>S: 10 | H: 1<br>LOB: 0<br>BB: 1<br>P: 19 | R: 0<br>E: 0<br>K: 1<br>S: 8 | H: 0<br>LOB: 1<br>BB: 1<br>P: 16 | R: 0<br>E: 0<br>K: 0<br>S: 6 | H: 0<br>LOB: 0<br>BB: 0<br>P: 9 | 1B: 6<br>2B: 1<br>3B: 0<br>HR: 2 | SF: 0<br>SAC: 0<br>DP: 0<br>HBP: 0 | WP: 1<br>PB: 0<br>SB: 2<br>CS: 3 | PA: 47 |
| <b>PITCHER</b>  | IP                           | WLS                              | BF                            | H                                | R                            | ER                              | SO                            | BB                               | IBB                          | HBP                              | BLK                           | WP                               | HR                            | S                                | P                            | ERA                              | WHIP                         |                                 |                                  |                                    |                                  |        |
| Tom Browning, L<br>ERA: 3.88 (1, 1)   | 5.1                          | L                                | 28                            | 6                                | 7                            | 3                               | 2                             | 5                                | 0                            | 0                                | 0                             | 0                                | 1                             | 58                               | 104                          | 5.06                             | 2.062                        |                                 |                                  |                                    |                                  |        |
| Kent Tekulve, R<br>ERA: 3.6 (6, 1)  | 0.0                          |                                  | 2                             | 1                                | 0                            | 0                               | 0                             | 0                                | 1                            | 0                                | 0                             | 0                                | 0                             | 3                                | 7                            | ∞                                | ∞                            |                                 |                                  |                                    |                                  |        |
| Tim Birtsas, L<br>ERA: 3.75 (6, 1)  | 0.2                          |                                  | 4                             | 1                                | 2                            | 0                               | 2                             | 0                                | 1                            | 0                                | 0                             | 1                                | 0                             | 14                               | 22                           | 0.00                             | 1.500                        |                                 |                                  |                                    |                                  |        |
| Jack Armstrong, R<br>ERA: 5.14 (7, 1)   | 3.0                          |                                  | 12                            | 1                                | 2                            | 2                               | 1                             | 2                                | 0                            | 0                                | 0                             | 0                                | 1                             | 24                               | 44                           | 6.00                             | 1.000                        |                                 |                                  |                                    |                                  |        |

|     |    |
|-----|----|
| AB  | 37 |
| R   | 11 |
| H   | 9  |
| RBI | 10 |
| BB  | 9  |
| SO  | 5  |
| LOB | 21 |

BOTTOM

New York Mets @ Cincinnati Reds  
Riverfront Stadium, Cincinnati, OH  
Wed May 10 1989, 7:05 PM EDT  
Att. 19,112 - Unknown

livebaseballscorecards.com

AB 36  
R 4  
H 9  
RBI 4  
BB 2  
SO 12  
LOB 16



WP: 0 PA: 38  
PB: 0  
SB: 2  
CS: 1

AB R H RBI BB SO LOB

4 1 1 0 1 2 1

5 1 2 1 0 1 3

4 0 0 0 0 0 3

4 1 2 2 0 2 1

4 0 1 0 0 2 2

3 0 0 0 1 0 1

4 0 0 0 0 2 3

3 1 1 1 0 2 1

0 0 0 0 0 0 0

1 0 1 0 0 0 0

2 0 0 0 0 1 0

0 0 0 0 0 0 0

0 0 0 0 0 0 0

2 0 1 0 0 0 1

1B: 6 SF: 0  
2B: 1 SAC: 0  
3B: 0 DP: 0  
HR: 2 HBP: 0

| Batter  | 1                     | 2           | 3                    | 4         | 5                  | 6                    | 7                | 8               | 9         |
|---|-----------------------|-------------|----------------------|-----------|--------------------|----------------------|------------------|-----------------|-----------|
| Herm Winningham, L (1, 8)<br>OBP: 0.375, SLG: 0.552 | 1-1<br>2B<br>1B       | 2-2<br>G4-3 |                      |           | 0-3<br>K           |                      | 1-3<br>K<br>1-2  |                 | 4-2<br>BB |
| Ken Griffey, L (1, 7)<br>OBP: 0.292, SLG: 0.591     | 3-2<br>E<br>1B<br>2B  |             | 1-1<br>FC6-4<br>1B   |           | 3-1<br>F8          |                      | 1-3<br>K         |                 | 2-1<br>P6 |
| Barry Larkin, R (1, 6)<br>OBP: 0.304, SLG: 0.400    | 2-2<br>E9<br>CS<br>2B |             | 0-1<br>FC6-4<br>1-2f |           | 0-1<br>L9          |                      | 0-0<br>G4-3      |                 |           |
| Paul O'Neill, L (1, 9)<br>OBP: 0.364, SLG: 0.514    | 2-1<br>S<br>1B        |             | 1-3<br>K             |           | 1-1<br>HR          |                      | 2-3<br>K         |                 |           |
| Todd Benzinger, S (1, 3)<br>OBP: 0.294, SLG: 0.342  | 3-3<br>K              |             | 1-2<br>G4-3          |           | 0-1<br>FC3-6<br>1B |                      | 2-3<br>K         |                 |           |
| Chris Sabo, R (1, 5)<br>OBP: 0.264, SLG: 0.287      | 4-1<br>BB             |             |                      | 0-0<br>F9 |                    | 0-0<br>L6            |                  | 1-1<br>F8       |           |
| Jeff Reed, L (1, 2)<br>OBP: 0.306, SLG: 0.427       | 2-3<br>K              |             |                      | 0-3<br>K  |                    | 2-2<br>FC3-6<br>1-2f |                  | 2-1<br>F8       |           |
| Ron Oester, S (1, 4)<br>OBP: 0.245, SLG: 0.230      |                       | 2-3<br>K    |                      | 0-0<br>HR |                    | 0-3<br>K             |                  | 3-2<br>DI<br>1B |           |
| Jack Armstrong, R (7, 1)                            |                       |             |                      |           |                    |                      |                  |                 |           |
| Dave Collins, S (9, PH)<br>OBP: 0.222, SLG: 0.176   |                       |             |                      |           |                    |                      |                  |                 |           |
| Tom Browning, L (1, 1)<br>OBP: 0.133, SLG: 0.133    |                       | 2-1<br>F7   |                      | 1-3<br>K  |                    |                      | 2-2<br>BLK<br>1B |                 | 0-0<br>P5 |
| Kent Tekulve, R (6, 1)                              |                       |             |                      |           |                    |                      |                  |                 |           |
| Tim Birtsas, L (6, 1)                               |                       |             |                      |           |                    |                      |                  |                 |           |
| Manny Trillo, R (7, 4)<br>OBP: 0.303, SLG: 0.233    |                       |             |                      |           |                    |                      |                  |                 |           |

| Inning Stats | R: 2 | H: 3 | E: 1 | K: 2 | S: 19 | LOB: 2 | BB: 1 | P: 36 | R: 0 | H: 0 | E: 0 | K: 1 | S: 13 | LOB: 0 | BB: 0 | P: 19 | R: 0 | H: 1 | E: 0 | K: 1 | S: 10 | LOB: 1 | BB: 0 | P: 13 | R: 1 | H: 1 | E: 0 | K: 2 | S: 9 | LOB: 0 | BB: 0 | P: 10 | R: 0 | H: 0 | E: 0 | K: 1 | S: 7 | LOB: 0 | BB: 0 | P: 10 | R: 1 | H: 2 | E: 0 | K: 1 | S: 12 | LOB: 1 | BB: 0 | P: 15 | R: 0 | H: 1 | E: 0 | K: 2 | S: 11 | LOB: 1 | BB: 0 | P: 15 | R: 0 | H: 0 | E: 0 | K: 2 | S: 10 | LOB: 0 | BB: 0 | P: 15 | R: 0 | H: 1 | E: 0 | K: 0 | S: 12 | LOB: 2 | BB: 1 | P: 23 | 1B: 6 | SF: 0 | 2B: 1 | SAC: 0 | 3B: 0 | DP: 0 | HR: 2 | HBP: 0 | WP: 0 | PA: 38 |
|--------------|------|------|------|------|-------|--------|-------|-------|------|------|------|------|-------|--------|-------|-------|------|------|------|------|-------|--------|-------|-------|------|------|------|------|------|--------|-------|-------|------|------|------|------|------|--------|-------|-------|------|------|------|------|-------|--------|-------|-------|------|------|------|------|-------|--------|-------|-------|------|------|------|------|-------|--------|-------|-------|------|------|------|------|-------|--------|-------|-------|-------|-------|-------|--------|-------|-------|-------|--------|-------|--------|
|--------------|------|------|------|------|-------|--------|-------|-------|------|------|------|------|-------|--------|-------|-------|------|------|------|------|-------|--------|-------|-------|------|------|------|------|------|--------|-------|-------|------|------|------|------|------|--------|-------|-------|------|------|------|------|-------|--------|-------|-------|------|------|------|------|-------|--------|-------|-------|------|------|------|------|-------|--------|-------|-------|------|------|------|------|-------|--------|-------|-------|-------|-------|-------|--------|-------|-------|-------|--------|-------|--------|

| PITCHER                             | IP  | WLS | BF | H | R | ER | SO | BB | IBB | HBP | BLK | WP | HR | S  | P   | ERA  | WHIP  |
|-------------------------------------|-----|-----|----|---|---|----|----|----|-----|-----|-----|----|----|----|-----|------|-------|
| Ron Darling, R (1, 1)<br>ERA: 4.95  | 6.0 | W   | 26 | 7 | 4 | 3  | 8  | 1  | 0   | 0   | 0   | 0  | 2  | 70 | 103 | 4.50 | 1.333 |
| Rick Aguilera, R (7, 1)<br>ERA: 1.5 | 3.0 | S   | 12 | 2 | 0 | 0  | 4  | 1  | 0   | 0   | 1   | 0  | 0  | 33 | 53  | 0.00 | 1.000 |

| Batter  | 1   | 2                                | 3                             | 4                                | 5                             | 6                                | 7                            | 8                                | 9                             | 10                               | 11                           | 12                              | AB R H RBI BB SO LOB         | TOP   |                               |                                  |                               |                                  |                               |                                  |                               |                                  |                                  |                                    |                                  |        |
|---|---|----------------------------------|-------------------------------|----------------------------------|-------------------------------|----------------------------------|------------------------------|----------------------------------|-------------------------------|----------------------------------|------------------------------|---------------------------------|------------------------------|---|-------------------------------|----------------------------------|-------------------------------|----------------------------------|-------------------------------|----------------------------------|-------------------------------|----------------------------------|----------------------------------|------------------------------------|----------------------------------|--------|
| Tony Gwynn, L<br>OBP: 0.348, SLG: 0.422       | 1-0<br>SH5-3<br>E<br>1B                               |                                  | 2-2<br>G5-3                   |                                  | 0-0<br>G4-3                   |                                  | 0-0<br>G4-3                  |                                  |                               | 1-1<br>G4-3                      |                              | 3-2<br>E1                       | 6 2 1 0 0 0 0                | <b>San Diego Padres @ New York Mets</b><br>Shea Stadium, Flushing, NY<br>Fri May 12 1989, 7:05 PM EDT<br>Att. 32,530 - Unknown - 56 F<br><a href="http://livebaseballscorecards.com">livebaseballscorecards.com</a> |                               |                                  |                               |                                  |                               |                                  |                               |                                  |                                  |                                    |                                  |        |
| Marvell Wynne, L<br>OBP: 0.317, SLG: 0.452    | 0-0<br>SH5-3  |                                  | 0-0<br>WP<br>1B               |                                  | 2-2<br>L9                     |                                  |                              | 3-3<br>K                         |                               | 1-3<br>K                         |                              | 2-0<br>E9<br>1B                 | 5 1 2 1 0 2 0                |   |                               |                                  |                               |                                  |                               |                                  |                               |                                  |                                  |                                    |                                  |        |
| Jack Clark, R<br>OBP: 0.397, SLG: 0.353       | 4-2<br>E2   |                                  | 4-2<br>FC6-4<br>BB            |                                  |                               | 0-3<br>K                         |                              | 1-2<br>P4                        |                               | 4-2<br>S<br>BB                   |                              | 3-2<br>F7                       | 2 0 0 0 3 1 0                |   |                               |                                  |                               |                                  |                               |                                  |                               |                                  |                                  |                                    |                                  |        |
| Bip Roberts, S<br>OBP: 0.333, SLG: 0.524      | WP<br>BB  |                                  | 1-2<br>BB                     |                                  |                               | 4-2<br>WP<br>G1-3<br>BB          |                              | 0-0<br>G3                        |                               | 2-3<br>K                         |                              | 1-0<br>E3                       | 0 0 0 0 0 0 0                |   |                               |                                  |                               |                                  |                               |                                  |                               |                                  |                                  |                                    |                                  |        |
| Mark Davis, L<br>(10, 9)                      | 2-H<br>BB   |                                  |                               |                                  |                               |                                  |                              |                                  |                               |                                  |                              | 2-H<br>E3                       | 1 0 0 0 0 0 1                |   |                               |                                  |                               |                                  |                               |                                  |                               |                                  |                                  |                                    |                                  |        |
| Rob Nelson, L<br>OBP: 0.375, SLG: 0.231       | 4-2<br>WP<br>BB                                       |                                  | 0-3<br>K                      |                                  |                               | 4-2<br>WP<br>G1-3<br>BB          |                              |                                  |                               | 2-3<br>K                         |                              | 1-0<br>E3                       | 4 0 0 0 2 2 3                |   |                               |                                  |                               |                                  |                               |                                  |                               |                                  |                                  |                                    |                                  |        |
| Roberto Alomar, S<br>OBP: 0.314, SLG: 0.333   | 1-3<br>K  |                                  | 0-0<br>FC6-4                  |                                  |                               | 0-2<br>G1-3                      |                              |                                  | 0-1<br>1B<br>1B               |                                  |                              | 2-2<br>SH1-4<br>1B              | 6 1 2 0 0 1 6                |   |                               |                                  |                               |                                  |                               |                                  |                               |                                  |                                  |                                    |                                  |        |
| Luis Salazar, R<br>OBP: 0.247, SLG: 0.326     | 2-2<br>P6   |                                  |                               | 1-0<br>F8                        |                               | 1-3<br>K                         |                              |                                  | 1-0<br>1B<br>1B               |                                  |                              | 0-0<br>SH1-4                    | 5 0 1 0 0 1 4                |   |                               |                                  |                               |                                  |                               |                                  |                               |                                  |                                  |                                    |                                  |        |
| Benito Santiago, R<br>OBP: 0.239, SLG: 0.324  |   | 0-0<br>G4-3                      |                               | 3-2<br>P4                        |                               | 0-3<br>K                         |                              |                                  | 3-2<br>G6-4-3<br>1B           |                                  |                              | 2-3<br>K                        | 5 0 1 1 0 2 3                |   |                               |                                  |                               |                                  |                               |                                  |                               |                                  |                                  |                                    |                                  |        |
| Garry Templeton, S<br>OBP: 0.265, SLG: 0.321  |   | 1-3<br>K                         |                               | 0-0<br>G4-3                      |                               |                                  | 2-3<br>K                     |                                  | 2-3<br>K                      |                                  |                              | 4-0<br>FC5-4<br>IBB             | 4 0 0 0 0 1 3 2              |   |                               |                                  |                               |                                  |                               |                                  |                               |                                  |                                  |                                    |                                  |        |
| Bruce Hurst, L<br>OBP: 0.143, SLG: 0.053      |   |                                  | 3-3<br>K                      |                                  | 1-3<br>K                      |                                  |                              |                                  | 2-2<br>G6-4-3                 |                                  |                              | 0-1<br>FC5-4                    | 3 0 0 0 0 3 0                |   |                               |                                  |                               |                                  |                               |                                  |                               |                                  |                                  |                                    |                                  |        |
| Carmelo Martinez, R<br>OBP: 0.277, SLG: 0.327 |   |                                  |                               |                                  |                               |                                  |                              |                                  |                               |                                  |                              |                                 | 1 0 0 0 0 0 2                |   |                               |                                  |                               |                                  |                               |                                  |                               |                                  |                                  |                                    |                                  |        |
| Greg Harris, R<br>(9, 1)                      |   |                                  |                               |                                  |                               |                                  |                              |                                  |                               |                                  |                              |                                 | 0 0 0 0 0 0 0                |   |                               |                                  |                               |                                  |                               |                                  |                               |                                  |                                  |                                    |                                  |        |
| Jerald Clark, R<br>(10, 7)                    |   |                                  |                               |                                  |                               |                                  |                              |                                  |                               |                                  |                              |                                 | 1 0 0 0 0 0 2                |   |                               |                                  |                               |                                  |                               |                                  |                               |                                  |                                  |                                    |                                  |        |
| <b>Inning Stats</b>                           | R: 1<br>E: 1<br>K: 1<br>S: 13                         | H: 1<br>LOB: 2<br>BB: 2<br>P: 25 | R: 0<br>E: 0<br>K: 2<br>S: 10 | H: 0<br>LOB: 0<br>BB: 0<br>P: 14 | R: 0<br>E: 0<br>K: 1<br>S: 11 | H: 1<br>LOB: 2<br>BB: 1<br>P: 17 | R: 0<br>E: 0<br>K: 0<br>S: 6 | H: 0<br>LOB: 0<br>BB: 0<br>P: 10 | R: 0<br>E: 0<br>K: 3<br>S: 15 | H: 0<br>LOB: 2<br>BB: 1<br>P: 20 | R: 0<br>E: 0<br>K: 1<br>S: 7 | H: 0<br>LOB: 0<br>BB: 0<br>P: 9 | R: 0<br>E: 0<br>K: 1<br>S: 7 | H: 0<br>LOB: 0<br>BB: 0<br>P: 11  | R: 1<br>E: 0<br>K: 1<br>S: 14 | H: 3<br>LOB: 1<br>BB: 0<br>P: 22 | R: 0<br>E: 0<br>K: 2<br>S: 14 | H: 0<br>LOB: 2<br>BB: 1<br>P: 22 | R: 0<br>E: 0<br>K: 1<br>S: 11 | H: 1<br>LOB: 2<br>BB: 1<br>P: 19 | R: 2<br>E: 3<br>K: 0<br>S: 12 | H: 1<br>LOB: 1<br>BB: 0<br>P: 22 | 1B: 7<br>2B: 0<br>3B: 0<br>HR: 0 | SF: 0<br>SAC: 2<br>DP: 1<br>HBP: 0 | WP: 3<br>PB: 0<br>SB: 3<br>CS: 0 | PA: 51 |
| <b>PITCHER</b>                                | IP WLS BF H R ER SO BB IBB HBP BLK WP HR S P ERA WHIP |                                  |                               |                                  |                               |                                  |                              |                                  |                               |                                  |                              |                                 |                              |   |                               |                                  |                               |                                  |                               |                                  |                               |                                  |                                  |                                    |                                  |        |
| Dwight Gooden, R<br>ERA: 2.31                 | (1, 1) 8.0 34 5 2 2 11 4 0 0 0 3 0 0 127 2.25 1.125   |                                  |                               |                                  |                               |                                  |                              |                                  |                               |                                  |                              |                                 |                              |   |                               |                                  |                               |                                  |                               |                                  |                               |                                  |                                  |                                    |                                  |        |
| Randy Myers, L<br>ERA: 1.1                    | (9, 1) 2.0 6 0 0 0 3 1 0 0 0 0 0 21 0.00 0.500        |                                  |                               |                                  |                               |                                  |                              |                                  |                               |                                  |                              |                                 |                              |   |                               |                                  |                               |                                  |                               |                                  |                               |                                  |                                  |                                    |                                  |        |
| Roger McDowell, R<br>ERA: 1.65                | (11, 1) 2.0 L 11 2 2 0 1 0 1 0 0 0 0 23 0.00 1.000    |                                  |                               |                                  |                               |                                  |                              |                                  |                               |                                  |                              |                                 |                              |   |                               |                                  |                               |                                  |                               |                                  |                               |                                  |                                  |                                    |                                  |        |



| Batter   | 1         | 2        | 3          | 4       | 5         | 6          | 7            | 8          | 9       | 10          | 11        | 12         | AB | R | H | RBI | BB | SO | LOB |   |
|--|-----------|----------|------------|---------|-----------|------------|--------------|------------|---------|-------------|-----------|------------|----|---|---|-----|----|----|-----|---|
| Mookie Wilson, S<br>OBP: 0.214, SLG: 0.288   | 0-3 K ①   |          | 1-0 F9 ②   |         | 1-2 CS ③  | 1-0 G4-3 ① |              | 1-1 L6 ①   |         | 0-0 DI 1B ③ |           | 0-0 G6-3 ③ | 6  | 0 | 1 | 0   | 0  | 1  | 1   |   |
| Howard Johnson, S<br>OBP: 0.381, SLG: 0.592  | 3-2 F8 ②  |          | 1-3 K ③    |         |           | 0-2 HR     |              | 0-1 G6-3 ② |         | 1-2 G1-3 ③  |           |            | 5  | 1 | 1 | 1   | 0  | 1  | 2   |   |
| Kevin McReynolds, R<br>OBP: 0.341, SLG: 0.395  | 0-1 CS 1B |          |            | 3-3 K ① |           | 0-2 G5-3 ② |              | 0-2 P3     |         |             | 1-2 F8 ①  |            |    | 5 | 0 | 1   | 0  | 0  | 1   | 0 |
| Darryl Strawberry, L<br>OBP: 0.325, SLG: 0.505   | 2-2 P3 ③  |          |            | 1-3 K ② |           | 1-0 G3-1 ③ |              |            | 2-3 K ① |             | 0-1 P5 ②  |            |    | 5 | 0 | 0   | 0  | 0  | 2   | 1 |
| Tim Teufel, R<br>OBP: 0.361, SLG: 0.302<br>Gregg Jefferies, S<br>OBP: 0.198, SLG: 0.266<br>(10, 4)   |           | 2-3 K ①  |            | 2-2 1B  |           | 2-2 G6-3 ① |              | 2-2 K ②    |         | 2-3 K ③     |           | 1-3 K ③    | 3  | 0 | 1 | 0   | 0  | 1  | 0   |   |
| Keith Hernandez, L<br>OBP: 0.339, SLG: 0.398   |           | 3-2 F8 ② |            | 1-3 K ③ |           | 1-1 G4-3 ② |              | 2-3 K ③    |         |             | 1-1 PB 1B |            | 5  | 1 | 1 | 0   | 0  | 2  | 1   |   |
| Barry Lyons, R<br>OBP: 0.303, SLG: 0.448   |           | 4-1 BB   |            |         | 0-0 F8 ①  |            | 2-0 HR       |            |         | 3-3 K ①     |           | 1-1 L4 ①   | 4  | 1 | 1 | 1   | 1  | 1  | 1   |   |
| Kevin Elster, R<br>OBP: 0.301, SLG: 0.344  |           | 2-2 P6 ③ |            |         | 0-1 CS 1B |            | 0-1 FC6-4 1B |            |         | 2-2 1B S 1B |           | 0-3 K2-3 ② | 5  | 0 | 3 | 0   | 0  | 1  | 2   |   |
| Dwight Gooden, R<br>OBP: 0.211, SLG: 0.333<br>Randy Myers, L<br>(9, 1)<br>Lee Mazzilli, S<br>OBP: 0.357, SLG: 0.455<br>Roger McDowell, R<br>(11, 1)<br>Mark Carreon, R<br>OBP: 1.000, SLG: 1.000<br>(12, PH) |           |          | 0-2 G5-3 ① |         | 0-2 L9 ②  |            | 0-0 FC6-4 ③  |            |         | 3-3 K ②     |           | 1-0 2-H 1B | 3  | 0 | 0 | 0   | 0  | 0  | 2   |   |

| Inning Stats | R: 0   | H: 1  | E: 0  | K: 1   | S: 12 | R: 0   | H: 0  | E: 0   | K: 1  | S: 13 | R: 0   | H: 0  | E: 0   | K: 1  | S: 9  | R: 0   | H: 1  | E: 0   | K: 3  | S: 15 | R: 0   | H: 1  | E: 0   | K: 0  | S: 8 | R: 1   | H: 1  | E: 0  | K: 0   | S: 9  | R: 0  | H: 0   | E: 0  | K: 3  | S: 10  | R: 0  | H: 2  | E: 0   | K: 2  | S: 14 | R: 0  | H: 0  | E: 0  | K: 1   | S: 9 | R: 1 | H: 2 | E: 0 | K: 1 | S: 9 |
|--------------|--------|-------|-------|--------|-------|--------|-------|--------|-------|-------|--------|-------|--------|-------|-------|--------|-------|--------|-------|-------|--------|-------|--------|-------|------|--------|-------|-------|--------|-------|-------|--------|-------|-------|--------|-------|-------|--------|-------|-------|-------|-------|-------|--------|------|------|------|------|------|------|
|              | LOB: 1 | BB: 0 | P: 17 | LOB: 1 | BB: 1 | LOB: 1 | BB: 1 | LOB: 0 | BB: 0 | P: 24 | LOB: 0 | BB: 0 | LOB: 0 | BB: 0 | P: 11 | LOB: 0 | BB: 0 | LOB: 0 | BB: 0 | P: 9  | LOB: 0 | BB: 0 | LOB: 0 | BB: 0 | P: 9 | LOB: 1 | BB: 0 | P: 14 | LOB: 0 | BB: 0 | P: 16 | LOB: 2 | BB: 0 | P: 23 | LOB: 0 | BB: 0 | P: 11 | LOB: 1 | BB: 0 | P: 12 | 1B: 8 | SF: 0 | WP: 0 | PA: 47 |      |      |      |      |      |      |

| PITCHER                     | IP  | WLS | BF | H | R | ER | SO | BB | IBB | HBP | BLK | WP | HR | S  | P   | ERA  | WHIP  |
|-----------------------------|-----|-----|----|---|---|----|----|----|-----|-----|-----|----|----|----|-----|------|-------|
| Bruce Hurst, L<br>ERA: 3.58 | 8.0 |     | 30 | 6 | 2 | 1  | 6  | 1  | 0   | 0   | 0   | 0  | 2  | 81 | 115 | 1.12 | 0.875 |
| Greg Harris, R<br>ERA: 0.87 | 1.2 |     | 6  | 1 | 0 | 0  | 5  | 0  | 0   | 0   | 0   | 0  | 0  | 19 | 33  | 0.00 | 0.600 |
| Mark Davis, L<br>ERA: 1.57  | 2.1 | W   | 10 | 3 | 1 | 0  | 2  | 0  | 0   | 0   | 0   | 0  | 0  | 23 | 29  | 0.00 | 1.286 |

BOTTOM

San Diego Padres @ New York Mets  
Shea Stadium, Flushing, NY  
Fri May 12 1989, 7:05 PM EDT  
Att: 32,530 - Unknown - 56 F

livebaseballscorecards.com

|     |    |
|-----|----|
| AB  | 45 |
| R   | 3  |
| H   | 10 |
| RBI | 3  |
| BB  | 1  |
| SO  | 13 |
| LOB | 11 |



| Batter  | 1                             | 2                                | 3                             | 4                                | 5                            | 6                               | 7                             | 8                                | 9                             | 10                               | 11                           | AB                               | R                            | H                                | RBI                          | BB                              | SO                            | LOB                              | TOP                           |                                  |                                  |                                    |                                  |        |  |  |  |
|---|-------------------------------|----------------------------------|-------------------------------|----------------------------------|------------------------------|---------------------------------|-------------------------------|----------------------------------|-------------------------------|----------------------------------|------------------------------|----------------------------------|------------------------------|----------------------------------|------------------------------|---------------------------------|-------------------------------|----------------------------------|-------------------------------|----------------------------------|----------------------------------|------------------------------------|----------------------------------|--------|--|--|--|
| Tony Gwynn, L<br>OBP: 0.344, SLG: 0.414<br>(1, 8)   | 2-2<br>CS<br>1B               |                                  | 0-1<br>L1                     |                                  |                              | 2-1<br>G4-3                     |                               | 2-1<br>L7                        |                               |                                  | 3-2<br>G6-3                  | 5                                | 0                            | 1                                | 0                            | 0                               | 0                             | 0                                |                               |                                  |                                  |                                    |                                  |        |  |  |  |
| Marvell Wynne, L<br>OBP: 0.294, SLG: 0.418<br>(1, 7)  | 1-2<br>F7                     |                                  | 1-0<br>P6                     |                                  |                              | 1-0<br>F9                       |                               | 1-2<br>L9                        |                               |                                  | 1-2<br>L9                    | 5                                | 0                            | 0                                | 0                            | 0                               | 0                             | 1                                |                               |                                  |                                  |                                    |                                  |        |  |  |  |
| Jack Clark, R<br>OBP: 0.393, SLG: 0.343<br>Bip Roberts, S<br>OBP: 0.360, SLG: 0.545<br>(1, 9)<br>(8, PR)<br>(8, 9)  | 2-3<br>K                      |                                  |                               |                                  | 3-2<br>P6                    |                                 | 1-3<br>K                      | 4-2<br>CS<br>BB                  |                               |                                  | 2-2<br>1B                    | 3                                | 0                            | 0                                | 0                            | 1                               | 2                             | 1                                |                               |                                  |                                  |                                    |                                  |        |  |  |  |
| Rob Nelson, L<br>OBP: 0.333, SLG: 0.222<br>(1, 3)   |                               | 3-3<br>K                         |                               |                                  | 3-3<br>K                     |                                 | 2-2<br>1B<br>1B               | 1-0<br>CS                        | 0-0<br>F9                     |                                  | 1-1<br>P4                    | 5                                | 1                            | 1                                | 0                            | 0                               | 2                             | 1                                |                               |                                  |                                  |                                    |                                  |        |  |  |  |
| Roberto Alomar, S<br>OBP: 0.313, SLG: 0.327<br>(1, 4)   |                               | 4-2<br>1B<br>BB                  |                               |                                  | 3-2<br>G4-3                  |                                 | 3-2<br>F7                     |                                  | 1-0<br>L7                     |                                  |                              | 3                                | 1                            | 0                                | 0                            | 1                               | 0                             | 1                                |                               |                                  |                                  |                                    |                                  |        |  |  |  |
| Luis Salazar, R<br>OBP: 0.258, SLG: 0.326<br>(1, 5)   |                               | 2-2<br>F7                        |                               |                                  | 4-2<br>1B<br>BB              |                                 | 3-1<br>1B<br>1B               |                                  | 2-2<br>F9                     |                                  |                              | 3                                | 1                            | 1                                | 0                            | 1                               | 0                             | 1                                |                               |                                  |                                  |                                    |                                  |        |  |  |  |
| Benito Santiago, R<br>OBP: 0.248, SLG: 0.330<br>(1, 2)  |                               | 0-0<br>1B                        |                               |                                  | 2-2<br>F8                    |                                 | 1-1<br>1B<br>1B               |                                  | 2-3<br>K                      |                                  |                              | 4                                | 0                            | 2                                | 2                            | 0                               | 1                             | 1                                |                               |                                  |                                  |                                    |                                  |        |  |  |  |
| Garry Templeton, S<br>OBP: 0.264, SLG: 0.319<br>(1, 6)  |                               | 2-3<br>K                         |                               |                                  | 0-2<br>L5-3                  |                                 | 0-2<br>E8                     |                                  | 2-3<br>K                      |                                  |                              | 4                                | 0                            | 1                                | 1                            | 0                               | 2                             | 2                                |                               |                                  |                                  |                                    |                                  |        |  |  |  |
| Ed Whitson, R<br>OBP: 0.200, SLG: 0.211<br>Tim Flannery, L<br>OBP: 0.400, SLG: 0.341<br>Dave Leiper, L<br>OBP: 0.275, SLG: 0.324<br>Carmelo Martinez, R<br>OBP: 0.275, SLG: 0.324<br>Greg Harris, R<br>OBP: 0.275, SLG: 0.324<br>(1, 1)<br>(6, PH)<br>(6, 1)<br>(7, PH)<br>(7, 1) |                               |                                  | 1-3<br>K                      |                                  |                              | 2-3<br>K                        | 1-3<br>K                      |                                  | 2-3<br>K                      |                                  |                              | 1                                | 0                            | 0                                | 0                            | 0                               | 1                             | 0                                |                               |                                  |                                  |                                    |                                  |        |  |  |  |
| Inning Stats  | R: 0<br>E: 0<br>K: 1<br>S: 11 | H: 1<br>LOB: 0<br>BB: 0<br>P: 15 | R: 1<br>E: 0<br>K: 2<br>S: 14 | H: 1<br>LOB: 1<br>BB: 1<br>P: 25 | R: 0<br>E: 0<br>K: 1<br>S: 6 | H: 0<br>LOB: 0<br>BB: 0<br>P: 8 | R: 0<br>E: 0<br>K: 1<br>S: 10 | H: 0<br>LOB: 0<br>BB: 0<br>P: 19 | R: 0<br>E: 0<br>K: 0<br>S: 11 | H: 0<br>LOB: 0<br>BB: 1<br>P: 17 | R: 0<br>E: 1<br>K: 2<br>S: 6 | H: 4<br>LOB: 2<br>BB: 0<br>P: 34 | R: 0<br>E: 0<br>K: 0<br>S: 7 | H: 0<br>LOB: 1<br>BB: 1<br>P: 15 | R: 0<br>E: 0<br>K: 0<br>S: 5 | H: 0<br>LOB: 0<br>BB: 0<br>P: 8 | R: 0<br>E: 0<br>K: 3<br>S: 11 | H: 0<br>LOB: 0<br>BB: 0<br>P: 17 | R: 0<br>E: 0<br>K: 0<br>S: 13 | H: 1<br>LOB: 1<br>BB: 0<br>P: 20 | 1B: 7<br>2B: 1<br>3B: 0<br>HR: 0 | SF: 0<br>SAC: 0<br>DP: 1<br>HBP: 0 | WP: 0<br>PB: 0<br>SB: 2<br>CS: 2 | PA: 41 |  |  |  |
| PITCHER   | IP                            | WLS                              | BF                            | H                                | R                            | ER                              | SO                            | BB                               | IBB                           | HBP                              | BLK                          | WP                               | HR                           | S                                | P                            | ERA                             | WHIP                          |                                  |                               |                                  |                                  |                                    |                                  |        |  |  |  |
| David Cone, R<br>ERA: 3.28<br>(1, 1)  | 6.2                           |                                  | 26                            | 6                                | 3                            | 3                               | 7                             | 2                                | 0                             | 0                                | 0                            | 0                                | 0                            | 77                               | 124                          | 4.05                            | 1.200                         |                                  |                               |                                  |                                  |                                    |                                  |        |  |  |  |
| Don Aase, R<br>ERA: 1.32<br>(7, 1)  | 2.1                           |                                  | 7                             | 0                                | 0                            | 0                               | 1                             | 1                                | 0                             | 0                                | 0                            | 0                                | 0                            | 16                               | 28                           | 0.00                            | 0.429                         |                                  |                               |                                  |                                  |                                    |                                  |        |  |  |  |
| Randy Myers, L<br>ERA: 0.98<br>(10, 1)  | 2.0                           | W                                | 7                             | 1                                | 0                            | 0                               | 3                             | 0                                | 0                             | 0                                | 0                            | 0                                | 0                            | 24                               | 37                           | 0.00                            | 0.500                         |                                  |                               |                                  |                                  |                                    |                                  |        |  |  |  |

San Diego Padres @ New York Mets  
Shea Stadium, Flushing, NY  
Sat May 13 1989, 3:33 AM EDT  
Att: 46,484 - Sunny - 67 F

livebaseballscorecards.com

AB 37  
R 3  
H 7  
RBI 3  
BB 3  
SO 11  
LOB 10



| Batter  | 1           | 2                      | 3         | 4           | 5         | 6 | 7 | 8         | 9 | 10 | 11   | AB R H RBI BB SO LOB  | BOTTOM |
|---|-------------|------------------------|-----------|-------------|-----------|---|---|-----------|---|----|--|---|--------|
| Lenny Dykstra, L (1, 8)<br>OBP: 0.400, SLG: 0.475   | 0-3<br>K    |                        | 0-0<br>1B |             | 2-0<br>F7 |   |   | 1-1<br>F8 |   |    | 1 SAFE<br>1 SAFE<br>1 SAFE<br>1 SAFE<br>1 SAFE | 5 1 1 0 0 1 1   |        |
| Howard Johnson, S (1, 5)<br>OBP: 0.364, SLG: 0.563  | 2-3<br>K    |                        | 0-2<br>F7 |             | 0-0<br>L9 |   |   | 3-1<br>P6 |   |    | 1 SAFE<br>1 SAFE<br>1 SAFE<br>1 SAFE           | 5 0 0 0 0 1 1   |        |
| Keith Hernandez, L (1, 3)<br>OBP: 0.342, SLG: 0.398   | 1-2<br>G5-3 |                        | 1-0<br>1B |             |           |   |   |           |   |    | B<br>1 SAFE<br>1 SAFE                          | 5 0 2 0 0 0 0   |        |
| Darryl Strawberry, L (1, 9)<br>OBP: 0.320, SLG: 0.486   |             | 1-2<br>L7              | 3-1<br>F9 |             |           |   |   |           |   |    | B<br>1 SAFE<br>1 SAFE                          | 4 0 0 0 1 0 1   |        |
| Lee Mazzilli, S (1, 7)<br>Don Aase, R (7, 1)<br>Mookie Wilson, S (9, PH)<br>Randy Myers, L (10, 1)<br>Dave Magadan, L (11, PH)<br>Gregg Jefferies, S (1, 4)<br>OBP: 0.210, SLG: 0.276 |             | 4-1<br>1B<br>2B<br>BB  |           | 1-3<br>K    |           |   |   |           |   |    | B<br>1 SAFE<br>1 SAFE                          | 2 1 0 0 1 1 0<br>0 0 0 0 0 0 0<br>1 0 0 0 0 0 0<br>0 0 0 0 0 0 0<br>1 0 1 1 0 0 0 |        |
| Mackey Sasser, L (1, 2)<br>OBP: 0.235, SLG: 0.438   |             | 2-2<br>2B<br>SF9<br>1B |           | 0-1<br>G3-1 |           |   |   |           |   |    | B<br>1 SAFE<br>1 SAFE                          | 4 1 2 0 0 0 0   |        |
| Kevin Elster, R (1, 6)<br>OBP: 0.290, SLG: 0.333  |             | 0-2<br>1B<br>2B        |           | 0-1<br>HR   |           |   |   |           |   |    | B<br>1 SAFE<br>1 SAFE                          | 4 1 2 2 0 0 1   |        |
| David Cone, L (1, 1)<br>Kevin McReynolds, R (7, 7)<br>OBP: 0.344, SLG: 0.397  |             | 0-1<br>SF9             |           | 1-3<br>K    |           |   |   |           |   |    | B<br>1 SAFE<br>1 SAFE                          | 3 0 0 1 0 1 0   |        |
|   |             | 3-H<br>G4-3            |           |             |           |   |   |           |   |    | B<br>1 SAFE<br>1 SAFE                          | 2 0 0 0 0 0 1<br>2 0 1 0 0 0 0  |        |

| Inning Stats | R: 0 | H: 0 | E: 0 | LOB: 0 | K: 2 | BB: 0 | S: 10 | P: 13 | R: 2 | H: 2 | E: 0 | LOB: 1 | K: 0 | BB: 1 | S: 17 | P: 25 | R: 0 | H: 2 | E: 0 | LOB: 1 | K: 0 | BB: 0 | S: 7 | P: 11 | R: 1 | H: 1 | E: 0 | LOB: 0 | K: 2 | BB: 0 | S: 10 | P: 12 | R: 0 | H: 0 | E: 0 | LOB: 0 | K: 0 | BB: 0 | S: 3 | P: 5 | R: 0 | H: 0 | E: 0 | LOB: 0 | K: 0 | BB: 0 | S: 10 | P: 17 | R: 0 | H: 0 | E: 0 | LOB: 0 | K: 0 | BB: 0 | S: 6 | P: 9 | R: 0 | H: 0 | E: 0 | LOB: 0 | K: 0 | BB: 0 | S: 6 | P: 10 | R: 0 | H: 0 | E: 0 | LOB: 0 | K: 0 | BB: 0 | S: 7 | P: 14 | R: 0 | H: 1 | E: 0 | LOB: 0 | K: 0 | BB: 0 | S: 12 | P: 16 | R: 1 | H: 3 | E: 0 | LOB: 3 | K: 0 | BB: 1 | S: 14 | P: 26 | 1B: 7 | SF: 1 | 2B: 1 | SAC: 0 | 3B: 0 | DP: 0 | HR: 1 | HBP: 0 | WP: 0 | PA: 41 |
|--------------|------|------|------|--------|------|-------|-------|-------|------|------|------|--------|------|-------|-------|-------|------|------|------|--------|------|-------|------|-------|------|------|------|--------|------|-------|-------|-------|------|------|------|--------|------|-------|------|------|------|------|------|--------|------|-------|-------|-------|------|------|------|--------|------|-------|------|------|------|------|------|--------|------|-------|------|-------|------|------|------|--------|------|-------|------|-------|------|------|------|--------|------|-------|-------|-------|------|------|------|--------|------|-------|-------|-------|-------|-------|-------|--------|-------|-------|-------|--------|-------|--------|
|--------------|------|------|------|--------|------|-------|-------|-------|------|------|------|--------|------|-------|-------|-------|------|------|------|--------|------|-------|------|-------|------|------|------|--------|------|-------|-------|-------|------|------|------|--------|------|-------|------|------|------|------|------|--------|------|-------|-------|-------|------|------|------|--------|------|-------|------|------|------|------|------|--------|------|-------|------|-------|------|------|------|--------|------|-------|------|-------|------|------|------|--------|------|-------|-------|-------|------|------|------|--------|------|-------|-------|-------|-------|-------|-------|--------|-------|-------|-------|--------|-------|--------|

| PITCHER                            | IP  | WLS | BF | H | R | ER | SO | BB | IBB | HBP | BLK | WP | HR | S  | P  | ERA  | WHIP  |
|------------------------------------|-----|-----|----|---|---|----|----|----|-----|-----|-----|----|----|----|----|------|-------|
| Ed Whitson, R (1, 1)<br>ERA: 2.45  | 5.0 |     | 20 | 5 | 3 | 3  | 4  | 1  | 0   | 0   | 0   | 0  | 1  | 47 | 66 | 5.40 | 1.200 |
| Dave Leiper, L (6, 1)<br>ERA: 5.17 | 1.0 |     | 3  | 0 | 0 | 0  | 0  | 0  | 0   | 0   | 0   | 0  | 0  | 10 | 17 | 0.00 | 0.000 |
| Greg Harris, R (7, 1)<br>ERA: 1.2  | 4.2 | L   | 18 | 4 | 1 | 1  | 0  | 0  | 1   | 0   | 0   | 0  | 0  | 45 | 75 | 1.93 | 0.857 |

San Diego Padres @ New York Mets  
Shea Stadium, Flushing, NY  
Sat May 13 1989, 3:33 AM EDT  
Att. 46,484 - Sunny - 67 F

livebaseballscores.com

|     |    |
|-----|----|
| AB  | 38 |
| R   | 4  |
| H   | 9  |
| RBI | 4  |
| BB  | 2  |
| SO  | 4  |
| LOB | 5  |



| Batter   | 1   | 2                                | 3                            | 4                                | 5                             | 6                                | 7                             | 8                                | 9                             | AB R H RBI BB SO LOB                            | TOP                          |                                  |                               |                                  |                              |                                  |                                  |                                    |                                  |        |  |  |  |  |  |  |  |  |
|--|---|----------------------------------|------------------------------|----------------------------------|-------------------------------|----------------------------------|-------------------------------|----------------------------------|-------------------------------|---|------------------------------|----------------------------------|-------------------------------|----------------------------------|------------------------------|----------------------------------|----------------------------------|------------------------------------|----------------------------------|--------|--|--|--|--|--|--|--|--|
| <b>Tony Gwynn, L</b><br>OBP: 0.345, SLG: 0.414<br>(1, 8)<br>B<br>C<br>X  | 1-1<br>L7   |                                  | 3-2<br>1B                    |                                  | 2-1<br>G4-3                   |                                  | 1-1<br>B2                     |                                  | 1-0<br>CS<br>1B               | 5 0 2 0 0 0 0                                   |                              |                                  |                               |                                  |                              |                                  |                                  |                                    |                                  |        |  |  |  |  |  |  |  |  |
| <b>Bip Roberts, S</b><br>OBP: 0.379, SLG: 0.520<br>(1, 9)<br>B<br>C<br>B<br>B<br>B   | 4-1<br>CS<br>1B<br>BB                                 |                                  | 3-2<br>F7                    |                                  | 2-1<br>S<br>1B                |                                  | 1-3<br>K                      |                                  | 3-2<br>CS<br>1-2              | 3 0 1 0 1 1 2                                   |                              |                                  |                               |                                  |                              |                                  |                                  |                                    |                                  |        |  |  |  |  |  |  |  |  |
| <b>Roberto Alomar, S</b><br>OBP: 0.317, SLG: 0.331<br>(1, 4)<br>C<br>X   | 0-1<br>1-2<br>1B                                      |                                  | 1-3<br>K                     |                                  | 0-0<br>P5                     |                                  |                               | 1-1<br>G6-3<br>1B                |                               | 4 0 2 0 0 1 3                                   |                              |                                  |                               |                                  |                              |                                  |                                  |                                    |                                  |        |  |  |  |  |  |  |  |  |
| <b>Jack Clark, R</b><br>OBP: 0.383, SLG: 0.330<br>(1, 3)<br>S<br>B<br>C<br>S   | 3-3<br>K<br>2-3                                       |                                  |                              | 1-1<br>L8                        | 3-3<br>K<br>1-2               |                                  |                               | 0-2<br>L9                        |                               | 4 0 0 0 0 2 4                                   |                              |                                  |                               |                                  |                              |                                  |                                  |                                    |                                  |        |  |  |  |  |  |  |  |  |
| <b>Carmelo Martinez, R</b><br>OBP: 0.274, SLG: 0.321<br>(1, 7)<br>C<br>X   |   | 0-1<br>G4-3                      |                              | 0-0<br>2B<br>1B                  |                               | 3-2<br>F8                        |                               | 0-2<br>G6-3<br>1-2               |                               | 4 1 1 0 0 0 1                                   |                              |                                  |                               |                                  |                              |                                  |                                  |                                    |                                  |        |  |  |  |  |  |  |  |  |
| <b>Luis Salazar, R</b><br>OBP: 0.268, SLG: 0.337<br>(1, 6)<br>B<br>C<br>B<br>B<br>B<br>B   |   | 4-1<br>CS<br>BB                  |                              | 3-2<br>1-H<br>2B                 |                               | 2-1<br>G6-3                      |                               | 3-3<br>K                         |                               | 3 0 1 1 1 1 1                                   |                              |                                  |                               |                                  |                              |                                  |                                  |                                    |                                  |        |  |  |  |  |  |  |  |  |
| <b>Randy Ready, R</b><br>OBP: 0.368, SLG: 0.298<br>(1, 5)<br>C<br>B<br>C<br>X<br>T<br>T<br>C   |   | 0-2<br>F7                        |                              | 1-3<br>K                         |                               | 2-1<br>1B                        |                               |                                  | 4-2<br>G1-6-4<br>BB           | 3 0 1 0 1 1 2                                   |                              |                                  |                               |                                  |                              |                                  |                                  |                                    |                                  |        |  |  |  |  |  |  |  |  |
| <b>Mark Parent, R</b><br>OBP: 0.262, SLG: 0.486<br>(1, 2)<br>C<br>B<br>B   |   | 2-1<br>CS<br>1-2                 | 1-0<br>FC5-6<br>1B           | 4-0<br>FC6-4<br>IBB              |                               | 3-2<br>F9                        |                               |                                  | 0-1<br>G1-6-4<br>1-2f         | 3 0 1 0 1 0 2                                   |                              |                                  |                               |                                  |                              |                                  |                                  |                                    |                                  |        |  |  |  |  |  |  |  |  |
| <b>Dennis Rasmussen, L</b><br>OBP: 0.071, SLG: 0.071<br><b>Dave Leiper, L</b><br>(8, 1)<br><b>Marvell Wynne, L</b><br>OBP: 0.304, SLG: 0.426<br>(8, 7)<br>F<br>X |   |                                  | 0-1<br>FC5-6<br>1B<br>1-2f   | 0-1<br>FC6-4<br>1B<br>1-2f       |                               |                                  | 0-3<br>K                      |                                  | 1-0<br>1B                     | 3 0 0 0 0 1 3<br>0 0 0 0 0 0 0<br>1 0 1 0 0 0 0 |                              |                                  |                               |                                  |                              |                                  |                                  |                                    |                                  |        |  |  |  |  |  |  |  |  |
| <b>Inning Stats</b>  | R: 0<br>E: 0<br>K: 1<br>S: 8                          | H: 1<br>LOB: 2<br>BB: 1<br>P: 16 | R: 0<br>E: 0<br>K: 0<br>S: 8 | H: 0<br>LOB: 0<br>BB: 1<br>P: 14 | R: 0<br>E: 0<br>K: 1<br>S: 14 | H: 2<br>LOB: 2<br>BB: 0<br>P: 22 | R: 1<br>E: 0<br>K: 1<br>S: 16 | H: 2<br>LOB: 2<br>BB: 1<br>P: 25 | R: 0<br>E: 0<br>K: 1<br>S: 10 | H: 1<br>LOB: 1<br>BB: 0<br>P: 17                | R: 0<br>E: 0<br>K: 2<br>S: 8 | H: 0<br>LOB: 0<br>BB: 0<br>P: 10 | R: 0<br>E: 0<br>K: 1<br>S: 12 | H: 1<br>LOB: 1<br>BB: 0<br>P: 16 | R: 0<br>E: 0<br>K: 0<br>S: 8 | H: 2<br>LOB: 1<br>BB: 1<br>P: 17 | 1B: 9<br>2B: 2<br>3B: 0<br>HR: 0 | SF: 0<br>SAC: 0<br>DP: 2<br>HBP: 0 | WP: 0<br>PB: 0<br>SB: 1<br>CS: 3 | PA: 39 |  |  |  |  |  |  |  |  |
| <b>PITCHER</b>   | IP WLS BF H R ER SO BB IBB HBP BLK WP HR S P ERA WHIP |                                  |                              |                                  |                               |                                  |                               |                                  |                               |   |                              |                                  |                               |                                  |                              |                                  |                                  |                                    |                                  |        |  |  |  |  |  |  |  |  |
| <b>Bob Ojeda, L</b><br>ERA: 3.89<br>(1, 1)   | 6.0   |                                  | 26                           | 7                                | 1                             | 1                                | 4                             | 2                                | 1                             | 0   | 0                            | 0                                | 0                             | 66                               | 114                          | 1.50                             | 1.500                            |                                    |                                  |        |  |  |  |  |  |  |  |  |
| <b>Rick Aguilera, R</b><br>ERA: 1.35<br>(7, 1)   | 2.0   |                                  | 7                            | 1                                | 0                             | 0                                | 3                             | 0                                | 0                             | 0   | 0                            | 0                                | 0                             | 20                               | 26                           | 0.00                             | 0.500                            |                                    |                                  |        |  |  |  |  |  |  |  |  |
| <b>Roger McDowell, R</b><br>ERA: 1.56<br>(9, 1)  | 1.0   | W                                | 4                            | 2                                | 0                             | 0                                | 0                             | 1                                | 0                             | 0   | 0                            | 0                                | 0                             | 8                                | 17                           | 0.00                             | 3.000                            |                                    |                                  |        |  |  |  |  |  |  |  |  |

**San Diego Padres @ New York Mets**  
Shea Stadium, Flushing, NY  
Sun May 14 1989, 3:33 AM EDT  
Att: 35,547 - Unknown

livebaseballscorecards.com

|            |    |
|------------|----|
| <b>AB</b>  | 33 |
| <b>R</b>   | 1  |
| <b>H</b>   | 10 |
| <b>RBI</b> | 1  |
| <b>BB</b>  | 4  |
| <b>SO</b>  | 7  |
| <b>LOB</b> | 18 |



| Batter   | 1   | 2  | 3  | 4   | 5  | 6  | 7  | 8  | 9   | AB                                      | R | H | RBI | BB | SO | LOB |
|--|---|--|--|---|--|--|--|--|---|---|---|---|-----|----|----|-----|
| Mookie Wilson, S<br>OBP: 0.211, SLG: 0.279   | 0-1<br>BB BB<br>1B                                      | 3-3<br>K   |  |   | 2-1<br>G1-3  |  | 0-0<br>F8  | 2-1<br>G1-3  |   | 5                                       | 1 | 1 | 0   | 0  | 1  | 4   |
| Howard Johnson, S<br>OBP: 0.374, SLG: 0.561  | 3-1<br>P3   |  | 0-1<br>FC4-6<br>1B                                   |   | 4-0<br>1B L8-2<br>BB                                 |  | 0-0<br>P3  |  | 1-0<br>2B<br>1B   | 4                                       | 0 | 2 | 0   | 1  | 0  | 1   |
| Keith Hernandez, L<br>OBP: 0.360, SLG: 0.414<br>Lenny Dykstra, L<br>OBP: 0.400, SLG: 0.475   | 4-2<br>1B BB<br>1-2 BB                                  |  | 2-1<br>FC4-6<br>1B                                   |   | 0-0<br>1-3<br>1B                                     |  | 4-0<br>BB  |  | 0-1<br>E<br>2B  | 3                                       | 0 | 2 | 0   | 2  | 0  | 1   |
| Kevin McReynolds, R<br>OBP: 0.353, SLG: 0.395  | 4-2<br>1B BB<br>1-2 BB                                  |  | 0-0<br>1-2<br>1B                                     |   | 1-2<br>L8-2<br>3-H                                   |  | 3-1<br>F9  |  | 4-0<br>E IBB<br>IBB   | 3                                       | 0 | 1 | 0   | 2  | 0  | 3   |
| Gregg Jefferies, S<br>OBP: 0.229, SLG: 0.284   | 3-2<br>1-2 BB<br>2-3 3-H<br>1B                          |  | 1-1<br>P3  |   | 2-1<br>G6-3  |  | 0-1<br>1B BB<br>1B                                   |  | 4-0<br>E<br>IBB   | 4                                       | 0 | 2 | 1   | 1  | 0  | 2   |
| Mark Carreon, R<br>OBP: 0.333, SLG: 0.200  | 1-2<br>P6   |  | 2-0<br>F7  |   | 0-0<br>P6  |  | 4-2<br>1B BB<br>1-2 BB                               |  | 2-2<br>E6<br>1-2 2-3 3-H                                    | 4                                       | 0 | 0 | 0   | 1  | 0  | 7   |
| Barry Lyons, R<br>OBP: 0.324, SLG: 0.485   | 2-2<br>F8   |  | 0-1<br>G5-4-3<br>1B                                  |   | 0-0<br>FC5<br>2B                                     |  | 0-0<br>B2  |  |   | 4                                       | 0 | 2 | 0   | 0  | 0  | 5   |
| Kevin Elster, R<br>OBP: 0.306, SLG: 0.343  |   | 1-2<br>CS<br>1B                                      | 1-1<br>G5-4-3<br>1-2f                                |   | 4-0<br>IBB   |  | 2-1<br>1B BB<br>1-2 2-3<br>1B                        |  |   | 3                                       | 0 | 2 | 0   | 1  | 0  | 1   |
| Bob Ojeda, L<br>OBP: 0.250, SLG: 0.182<br>Tim Teufel, R<br>OBP: 0.355, SLG: 0.296<br>Rick Aguilera, R<br>OBP: 0.317, SLG: 0.482<br>Darryl Strawberry, L<br>OBP: 0.317, SLG: 0.482<br>Roger McDowell, R |   | 0-0<br>B2  | 1-0<br>F8  |   | 1-1<br>FC5<br>2-3f                                   |  | 2-1<br>P5  |  |   | 2                                       | 0 | 0 | 0   | 0  | 0  | 1   |
|  |   |  |  |   |  |  |  |  |   | 1                                       | 0 | 0 | 0   | 0  | 0  | 2   |
|  |   |  |  |   |  |  |  |  |   | 0                                       | 0 | 0 | 0   | 0  | 0  | 0   |
|  |   |  |  |   |  |  |  |  |   | 1                                       | 0 | 0 | 0   | 0  | 0  | 3   |
|  |   |  |  |   |  |  |  |  |   | 0                                       | 0 | 0 | 0   | 0  | 0  | 0   |
| <b>Inning Stats</b>  | R: 1 H: 2<br>E: 0 LOB: 3<br>K: 0 BB: 2<br>S: 22 P: 39   | R: 0 H: 1<br>E: 0 LOB: 1<br>K: 1 BB: 0<br>S: 7 P: 11 | R: 0 H: 2<br>E: 0 LOB: 2<br>K: 0 BB: 0<br>S: 8 P: 13 | R: 0 H: 1<br>E: 0 LOB: 0<br>K: 0 BB: 0<br>S: 5 P: 7 | R: 0 H: 1<br>E: 0 LOB: 1<br>K: 0 BB: 1<br>S: 6 P: 13 | R: 0 H: 1<br>E: 0 LOB: 2<br>K: 0 BB: 1<br>S: 6 P: 13 | R: 0 H: 0<br>E: 0 LOB: 1<br>K: 0 BB: 1<br>S: 4 P: 11 | R: 0 H: 2<br>E: 1 LOB: 3<br>K: 0 BB: 2<br>S: 7 P: 18 | 1B: 10 SF: 0<br>2B: 4 SAC: 0<br>3B: 0 DP: 3<br>HR: 0 HBP: 0 | WP: 0 PA: 42<br>PB: 0<br>SB: 0<br>CS: 1 |   |   |     |    |    |     |
| <b>PITCHER</b>   | IP WLS BF H R ER SO BB IBB HBP BLK WP HR S P ERA WHIP   |  |  |   |  |  |  |  |   |   |   |   |     |    |    |     |
| Dennis Rasmussen, L<br>ERA: 5.65   | (1, 1) 7.0 1 33 9 1 1 1 5 1 0 0 0 0 0 62 115 1.29 2.000 |  |  |   |  |  |  |  |   |   |   |   |     |    |    |     |
| Dave Leiper, L<br>ERA: 4.76  | (8, 1) 1.1 L 9 3 1 0 0 0 0 2 0 0 0 0 0 14 31 0.00 2.250 |  |  |   |  |  |  |  |   |   |   |   |     |    |    |     |

**BOTTOM**

**San Diego Padres @ New York Mets**  
Shea Stadium, Flushing, NY  
Sun May 14 1989, 3:33 AM EDT  
Att. 35,547 - Unknown

[livebaseballscorecards.com](http://livebaseballscorecards.com)

|            |           |
|------------|-----------|
| <b>AB</b>  | <b>34</b> |
| <b>R</b>   | <b>2</b>  |
| <b>H</b>   | <b>12</b> |
| <b>RBI</b> | <b>1</b>  |
| <b>BB</b>  | <b>8</b>  |
| <b>SO</b>  | <b>1</b>  |
| <b>LOB</b> | <b>30</b> |



| Batter  | 1   | 2                                | 3                             | 4                                | 5                            | 6                                | 7                            | 8                                | 9                             | AB R H RBI BB SO LOB             | TOP                           |                                  |                              |                                  |                              |                                  |                               |                                  |                                  |                                    |                 |  |  |  |  |  |  |
|---|---|----------------------------------|-------------------------------|----------------------------------|------------------------------|----------------------------------|------------------------------|----------------------------------|-------------------------------|----------------------------------|-------------------------------|----------------------------------|------------------------------|----------------------------------|------------------------------|----------------------------------|-------------------------------|----------------------------------|----------------------------------|------------------------------------|-----------------|--|--|--|--|--|--|
| Willie Randolph, R (1, 4)<br>OBP: 0.353, SLG: 0.233 | 2-1<br>F8   |                                  | 3-2<br>P9                     |                                  |                              | 0-0<br>F7                        | 2-1<br>G5-3                  |                                  | 4-0<br>BB                     | 4 0 0 0 1 0 1                    |                               |                                  |                              |                                  |                              |                                  |                               |                                  |                                  |                                    |                 |  |  |  |  |  |  |
| Chris Gwynn, L (1, 7)<br>OBP: 0.360, SLG: 0.435     | 2-3<br>K  |                                  |                               | 1-2<br>G5-3                      |                              | 2-1<br>1B 2B                     |                              | 2-2<br>P3                        | 0-0<br>1B                     | 4 1 1 0 0 1 0                    |                               |                                  |                              |                                  |                              |                                  |                               |                                  |                                  |                                    |                 |  |  |  |  |  |  |
| Ray Searage, L (8, 1)                               |   |                                  |                               |                                  |                              |                                  |                              |                                  | 1-2<br>2-H<br>3-H             | 0 0 0 0 0 0 0                    |                               |                                  |                              |                                  |                              |                                  |                               |                                  |                                  |                                    |                 |  |  |  |  |  |  |
| Mariano Duncan, R (9, PH)<br>OBP: 0.229, SLG: 0.292 |   |                                  |                               |                                  |                              |                                  |                              |                                  | 0-0<br>1B                     | 1 0 1 2 0 0 0                    |                               |                                  |                              |                                  |                              |                                  |                               |                                  |                                  |                                    |                 |  |  |  |  |  |  |
| Mike Marshall, R (1, 9)<br>OBP: 0.328, SLG: 0.385   | 4-0<br>BB   |                                  |                               | 0-1<br>G6-3                      |                              | 0-2<br>BB 1B                     |                              | 2-2<br>L5                        | 0-0<br>F9                     | 4 0 1 1 1 0 2                    |                               |                                  |                              |                                  |                              |                                  |                               |                                  |                                  |                                    |                 |  |  |  |  |  |  |
| Eddie Murray, S (1, 3)<br>OBP: 0.368, SLG: 0.496    | 3-3<br>K  |                                  |                               | 4-0<br>FC6 BB                    |                              | 3-2<br>F7                        |                              | 4-0<br>BB                        |                               | 2 0 0 0 2 1 2                    |                               |                                  |                              |                                  |                              |                                  |                               |                                  |                                  |                                    |                 |  |  |  |  |  |  |
| Rick Dempsey, R (1, 2)<br>OBP: 0.333, SLG: 0.313    |   |                                  | 3-2<br>F7                     |                                  | 2-2<br>FC6                   |                                  | 4-2<br>BB                    |                                  |                               | 2 0 0 0 1 0 1                    |                               |                                  |                              |                                  |                              |                                  |                               |                                  |                                  |                                    |                 |  |  |  |  |  |  |
| Mike Scioscia, L (8, PH)<br>OBP: 0.358, SLG: 0.389  |   |                                  |                               |                                  |                              |                                  |                              | 1-0<br>G3                        |                               | 1 0 0 0 0 0 1                    |                               |                                  |                              |                                  |                              |                                  |                               |                                  |                                  |                                    |                 |  |  |  |  |  |  |
| John Shelby, S (1, 8)<br>OBP: 0.254, SLG: 0.185     |   |                                  | 1-3<br>K                      |                                  |                              | 3-2<br>P2                        |                              |                                  | 1-2<br>G5-3                   | 4 0 0 0 0 2 2                    |                               |                                  |                              |                                  |                              |                                  |                               |                                  |                                  |                                    |                 |  |  |  |  |  |  |
| Jeff Hamilton, R (1, 5)<br>OBP: 0.237, SLG: 0.295   |   |                                  | 2-3<br>K                      |                                  |                              |                                  |                              | 0-0<br>F8                        |                               | 3 1 0 0 1 1 0                    |                               |                                  |                              |                                  |                              |                                  |                               |                                  |                                  |                                    |                 |  |  |  |  |  |  |
| Dave Anderson, R (1, 6)<br>OBP: 0.270, SLG: 0.129   |   |                                  |                               | 1-1<br>L9                        |                              | 4-2<br>BB                        |                              | 1-3<br>K                         | 4-2<br>BB BB                  | 2 1 0 0 2 1 0                    |                               |                                  |                              |                                  |                              |                                  |                               |                                  |                                  |                                    |                 |  |  |  |  |  |  |
| Mike Morgan, R (1, 1)<br>OBP: 0.077, SLG: 0.077     |   |                                  |                               |                                  |                              |                                  |                              | 0-0<br>K                         | 1-2<br>BB BB                  | 3 0 1 0 0 0 1                    |                               |                                  |                              |                                  |                              |                                  |                               |                                  |                                  |                                    |                 |  |  |  |  |  |  |
| Mike Davis, L (8, 7)<br>OBP: 0.278, SLG: 0.245      |   |                                  |                               | 0-2<br>G4-3                      |                              | 0-1<br>F9                        |                              |                                  |                               | 0 0 0 0 0 0 0                    |                               |                                  |                              |                                  |                              |                                  |                               |                                  |                                  |                                    |                 |  |  |  |  |  |  |
| Mickey Hatcher, R (9, PH)<br>OBP: 0.291, SLG: 0.338 |   |                                  |                               |                                  |                              |                                  |                              |                                  |                               | 1 0 0 0 0 0 2                    |                               |                                  |                              |                                  |                              |                                  |                               |                                  |                                  |                                    |                 |  |  |  |  |  |  |
| Jay Howell, R (9, 1)                                |   |                                  |                               |                                  |                              |                                  |                              |                                  |                               | 0 0 0 0 0 0 0                    |                               |                                  |                              |                                  |                              |                                  |                               |                                  |                                  |                                    |                 |  |  |  |  |  |  |
| <b>Inning Stats</b>                                 | R: 0<br>E: 0<br>K: 2<br>S: 8                          | H: 0<br>LOB: 1<br>BB: 1<br>P: 19 | R: 0<br>E: 0<br>K: 2<br>S: 10 | H: 0<br>LOB: 0<br>BB: 0<br>P: 16 | R: 0<br>E: 0<br>K: 0<br>S: 8 | H: 0<br>LOB: 0<br>BB: 0<br>P: 12 | R: 0<br>E: 0<br>K: 0<br>S: 8 | H: 0<br>LOB: 1<br>BB: 1<br>P: 15 | R: 0<br>E: 0<br>K: 1<br>S: 14 | H: 0<br>LOB: 1<br>BB: 1<br>P: 23 | R: 1<br>E: 0<br>K: 1<br>S: 18 | H: 2<br>LOB: 2<br>BB: 1<br>P: 29 | R: 0<br>E: 0<br>K: 1<br>S: 9 | H: 1<br>LOB: 1<br>BB: 0<br>P: 12 | R: 0<br>E: 0<br>K: 0<br>S: 9 | H: 0<br>LOB: 1<br>BB: 1<br>P: 18 | R: 2<br>E: 0<br>K: 0<br>S: 14 | H: 1<br>LOB: 2<br>BB: 3<br>P: 28 | 1B: 3<br>2B: 1<br>3B: 0<br>HR: 0 | SF: 0<br>SAC: 0<br>DP: 0<br>HBP: 0 | WP: 1<br>PA: 39 |  |  |  |  |  |  |
| <b>PITCHER</b>                                      | IP WLS BF H R ER SO BB IBB HBP BLK WP HR S P ERA WHIP |                                  |                               |                                  |                              |                                  |                              |                                  |                               |                                  |                               |                                  |                              |                                  |                              |                                  |                               |                                  |                                  |                                    |                 |  |  |  |  |  |  |
| Sid Fernandez, L (1, 1)<br>ERA: 2.78                | 7.0   |                                  | 28                            | 3                                | 1                            | 1                                | 6                            | 4                                | 0                             | 0                                | 0                             | 0                                | 0                            | 75                               | 126                          | 1.29                             | 1.000                         |                                  |                                  |                                    |                 |  |  |  |  |  |  |
| Don Aase, R (8, 1)<br>ERA: 1.23                     | 1.0   |                                  | 4                             | 0                                | 0                            | 0                                | 0                            | 1                                | 0                             | 0                                | 0                             | 0                                | 0                            | 9                                | 18                           | 0.00                             | 1.000                         |                                  |                                  |                                    |                 |  |  |  |  |  |  |
| Roger McDowell, R (9, 1)<br>ERA: 2.55               | 0.1   | L                                | 3                             | 0                                | 2                            | 2                                | 0                            | 2                                | 0                             | 0                                | 0                             | 1                                | 0                            | 7                                | 16                           | 54.00                            | 6.000                         |                                  |                                  |                                    |                 |  |  |  |  |  |  |
| Randy Myers, L (9, 1)<br>ERA: 0.95                  | 0.2   |                                  | 4                             | 1                                | 0                            | 0                                | 0                            | 1                                | 0                             | 0                                | 0                             | 0                                | 0                            | 7                                | 12                           | 0.00                             | 3.000                         |                                  |                                  |                                    |                 |  |  |  |  |  |  |

Los Angeles Dodgers @ New York Mets  
 Shea Stadium, Flushing, NY  
 Mon May 15 1989, 7:05 PM EDT  
 Att: 34,622 - Unknown

livebaseballscorecards.com

|     |    |
|-----|----|
| AB  | 31 |
| R   | 3  |
| H   | 4  |
| RBI | 3  |
| BB  | 8  |
| SO  | 6  |
| LOB | 12 |



| Batter  | 1        | 2         | 3         | 4           | 5           | 6           | 7                   | 8         | 9               | AB | R | H | RBI | BB | SO | LOB |
|---|----------|-----------|-----------|-------------|-------------|-------------|---------------------|-----------|-----------------|----|---|---|-----|----|----|-----|
| Lenny Dykstra, L<br>OBP: 0.384, SLG: 0.452<br>(1, 8)  | 3-3<br>K |           | 2-3<br>K  |             |             | 2-3<br>K    |                     | 2-0<br>L3 |                 | 4  | 0 | 0 | 0   | 0  | 3  | 2   |
| Howard Johnson, S<br>OBP: 0.370, SLG: 0.545<br>(1, 6)<br>(9, 5)   | 1-3<br>K |           |           | 1-1<br>G4-3 |             | 0-0<br>G3-1 |                     |           | 4-2<br>BB<br>BB | 3  | 0 | 0 | 0   | 1  | 1  | 0   |
| Keith Hernandez, L<br>OBP: 0.357, SLG: 0.404<br>(1, 3)  | 1-3<br>K |           |           | 3-1<br>L5   |             | 2-1<br>F7   |                     |           | 4-1<br>BB       | 3  | 0 | 0 | 0   | 1  | 1  | 0   |
| Darryl Strawberry, L<br>OBP: 0.323, SLG: 0.509<br>(1, 9)  |          | 3-3<br>K  |           | 0-0<br>HR   |             |             | 2-1<br>G4-6-3<br>1B |           | 2-3<br>K        | 4  | 1 | 2 | 1   | 0  | 2  | 2   |
| Kevin McReynolds, R<br>OBP: 0.350, SLG: 0.390<br>(1, 7)   |          | 0-3<br>K  |           | 0-0<br>1B   |             |             | 0-0<br>P4           |           | 1-2<br>F8       | 4  | 0 | 1 | 0   | 0  | 1  | 3   |
| Gregg Jefferies, S<br>OBP: 0.220, SLG: 0.274<br>(1, 4)  |          | 1-2<br>P6 |           | 2-2<br>L7   |             |             | 1-1<br>G4-6-3       |           | 1-3<br>K        | 4  | 0 | 0 | 0   | 0  | 1  | 4   |
| Dave Magadan, L<br>OBP: 0.298, SLG: 0.293<br>Kevin Elster, R<br>OBP: 0.306, SLG: 0.343<br>(1, 5)<br>(9, 6)  |          |           | 2-2<br>1B |             | 0-3<br>K    |             |                     | 1-0<br>F8 |                 | 3  | 0 | 1 | 0   | 0  | 1  | 0   |
| Mackey Sasser, L<br>OBP: 0.200, SLG: 0.368<br>(1, 2)  |          |           | 1-2<br>F7 |             | 2-1<br>F8   |             |                     | 1-1<br>F7 |                 | 3  | 0 | 0 | 0   | 0  | 0  | 1   |
| Sid Fernandez, L<br>OBP: 0.200, SLG: 0.267<br>Don Aase, R<br>(8, 1)<br>Lee Mazzilli, S<br>OBP: 0.389, SLG: 0.385<br>Roger McDowell, R<br>(9, 1)<br>Randy Myers, L<br>(9, 1) |          |           | 0-3<br>K  |             | 2-1<br>G5-3 |             |                     | 4-1<br>BB |                 | 2  | 0 | 0 | 0   | 0  | 1  | 1   |

| Inning Stats | R: 0 | H: 0 | E: 0 | K: 3 | S: 9 | H: 0 | LOB: 0 | BB: 0 | P: 14 | R: 0 | H: 0 | E: 0 | K: 2 | S: 12 | H: 0 | LOB: 0 | BB: 0 | P: 16 | R: 0 | H: 1 | E: 0 | K: 2 | S: 12 | H: 2 | LOB: 1 | BB: 0 | P: 17 | R: 1 | H: 2 | E: 0 | K: 0 | S: 11 | H: 0 | LOB: 0 | BB: 0 | P: 11 | R: 0 | H: 0 | E: 0 | K: 1 | S: 9 | H: 0 | LOB: 0 | BB: 0 | P: 13 | R: 0 | H: 1 | E: 0 | K: 0 | S: 6 | H: 1 | LOB: 0 | BB: 0 | P: 8 | R: 0 | H: 0 | E: 0 | K: 0 | S: 5 | H: 0 | LOB: 1 | BB: 1 | P: 13 | R: 0 | H: 0 | E: 0 | K: 2 | S: 15 | H: 0 | LOB: 2 | BB: 2 | P: 27 | 1B: 3 | SF: 0 | 2B: 0 | SAC: 0 | 3B: 0 | DP: 1 | HR: 1 | HBP: 0 | WP: 0 | PA: 33 |
|--------------|------|------|------|------|------|------|--------|-------|-------|------|------|------|------|-------|------|--------|-------|-------|------|------|------|------|-------|------|--------|-------|-------|------|------|------|------|-------|------|--------|-------|-------|------|------|------|------|------|------|--------|-------|-------|------|------|------|------|------|------|--------|-------|------|------|------|------|------|------|------|--------|-------|-------|------|------|------|------|-------|------|--------|-------|-------|-------|-------|-------|--------|-------|-------|-------|--------|-------|--------|
|--------------|------|------|------|------|------|------|--------|-------|-------|------|------|------|------|-------|------|--------|-------|-------|------|------|------|------|-------|------|--------|-------|-------|------|------|------|------|-------|------|--------|-------|-------|------|------|------|------|------|------|--------|-------|-------|------|------|------|------|------|------|--------|-------|------|------|------|------|------|------|------|--------|-------|-------|------|------|------|------|-------|------|--------|-------|-------|-------|-------|-------|--------|-------|-------|-------|--------|-------|--------|

| PITCHER                               | IP  | WLS | BF | H | R | ER | SO | BB | IBB | HBP | BLK | WP | HR | S  | P   | ERA  | WHIP  |
|---------------------------------------|-----|-----|----|---|---|----|----|----|-----|-----|-----|----|----|----|-----|------|-------|
| Mike Morgan, R<br>ERA: 0.77<br>(1, 1) | 7.2 |     | 27 | 4 | 1 | 1  | 9  | 1  | 0   | 0   | 0   | 0  | 1  | 70 | 106 | 1.17 | 0.652 |
| Ray Seavage, L<br>ERA: 1.86<br>(8, 1) | 0.1 | W   | 1  | 0 | 0 | 0  | 0  | 0  | 0   | 0   | 0   | 0  | 0  | 1  | 3   | 0.00 | 0.000 |
| Jay Howell, R<br>ERA: 0.89<br>(9, 1)  | 1.0 | S   | 5  | 0 | 0 | 0  | 2  | 2  | 0   | 0   | 0   | 0  | 0  | 15 | 27  | 0.00 | 2.000 |

BOTTOM

Los Angeles Dodgers @ New York Mets  
Shea Stadium, Flushing, NY  
Mon May 15 1989, 7:05 PM EDT  
Att. 34,622 - Unknown

livebaseballscores.com

|     |    |
|-----|----|
| AB  | 30 |
| R   | 1  |
| H   | 4  |
| RBI | 1  |
| BB  | 3  |
| SO  | 11 |
| LOB | 13 |



TOP

Los Angeles Dodgers @ New York Mets  
Shea Stadium, Flushing, NY  
Wed May 17 1989, 7:05 PM EDT  
Att. 37,655 - Unknown - 70 F

livebaseballscorecards.com

AB 38  
R 4  
H 7  
RBI 4  
BB 3  
SO 9  
LOB 17



WP: 0 PA: 42  
PB: 0  
SB: 0  
CS: 0

AB R H RBI BB SO LOB

|   |   |   |   |   |   |   |
|---|---|---|---|---|---|---|
| 2 | 0 | 0 | 1 | 0 | 1 | 1 |
| 2 | 1 | 0 | 0 | 0 | 0 | 1 |
| 5 | 0 | 1 | 1 | 0 | 0 | 2 |
| 3 | 1 | 2 | 1 | 0 | 1 | 0 |
| 1 | 0 | 1 | 0 | 1 | 0 | 0 |
| 4 | 0 | 0 | 0 | 1 | 1 | 4 |
| 3 | 0 | 0 | 0 | 0 | 2 | 0 |
| 1 | 0 | 0 | 1 | 1 | 0 | 2 |
| 5 | 0 | 0 | 0 | 0 | 2 | 3 |
| 4 | 1 | 2 | 0 | 0 | 1 | 0 |
| 4 | 1 | 1 | 0 | 0 | 1 | 1 |
| 2 | 0 | 0 | 0 | 0 | 0 | 2 |
| 1 | 0 | 0 | 0 | 0 | 0 | 1 |
| 0 | 0 | 0 | 0 | 0 | 0 | 0 |
| 0 | 0 | 0 | 0 | 0 | 0 | 0 |
| 1 | 0 | 0 | 0 | 0 | 0 | 0 |
| 0 | 0 | 0 | 0 | 0 | 0 | 0 |

| Batter  | 1           | 2         | 3                       | 4         | 5         | 6         | 7           | 8                | 9           | 10                       |
|---|-------------|-----------|-------------------------|-----------|-----------|-----------|-------------|------------------|-------------|--------------------------|
| Chris Gwynn, L (1, 7)<br>OBP: 0.333, SLG: 0.400<br>Mariano Duncan, R (3, 7)<br>OBP: 0.235, SLG: 0.280   | 0-3<br>K2-3 |           | 2-2<br>G4-3             |           | 0-2<br>P3 |           |             | 1-1<br>BB<br>HBP |             | 1-2<br>FC5-4<br>1B<br>BB |
| Willie Randolph, R (1, 4)<br>OBP: 0.348, SLG: 0.231   | 0-2<br>G4-3 |           | 2-0<br>1B<br>1B         |           |           | 0-0<br>L7 |             | 0-1<br>F2        |             | 0-0<br>F9                |
| Mike Davis, L (1, 9)<br>OBP: 0.298, SLG: 0.327<br>Mike Marshall, R (8, PH)<br>OBP: 0.339, SLG: 0.390  | 0-3<br>K    |           | 2-2<br>1B<br>1B         |           |           | 3-1<br>HR |             | 4-2<br>BB        |             | 2-2<br>BB<br>1B          |
| Eddie Murray, S (1, 3)<br>OBP: 0.363, SLG: 0.481  |             | 0-0<br>F8 | 1-0<br>G3               |           |           | 2-3<br>K  |             | 1-0<br>P4        |             | 4-0<br>BB<br>1B          |
| Mike Scioscia, L (1, 2)<br>OBP: 0.349, SLG: 0.378<br>Rick Dempsey, R (8, PH)<br>OBP: 0.341, SLG: 0.303  |             | 1-3<br>K  |                         | 0-1<br>P2 |           | 1-3<br>K  |             | 2-0<br>F7        |             | 4-1<br>BB                |
| John Shelby, S (1, 8)<br>OBP: 0.245, SLG: 0.178   |             | 2-0<br>F8 |                         | 2-3<br>K  |           |           | 1-2<br>G4-3 |                  | 1-3<br>K    | 0-1<br>G5-3              |
| Jeff Hamilton, R (1, 5)<br>OBP: 0.247, SLG: 0.315   |             |           | 2-2<br>2B<br>G4-3<br>1B |           | 2-3<br>K  |           | 0-0<br>2B   |                  | 0-0<br>F9   |                          |
| Dave Anderson, R (1, 6)<br>OBP: 0.268, SLG: 0.171   |             |           | 0-0<br>G4-3<br>1B<br>2B |           | 1-0<br>F7 |           | 3-3<br>K    |                  | 1-1<br>G5-3 |                          |
| Fernando Valenzuela, L (1, 1)<br>Mickey Hatcher, R (7, PH)<br>Ray Searage, L (7, 1)<br>Alejandro Pena, R (8, 1)<br>Mike Sharperson, R (10, PH)<br>Jay Howell, R (10, 1) |             |           | 0-2<br>G1-3             |           | 0-2<br>F7 |           | 0-1<br>L4   |                  |             | 1-2<br>E1<br>FC5-4       |

| Inning Stats | R: 0 | H: 0 | E: 0 | LOB: 0 | K: 2 | S: 9 | P: 9 | R: 0 | H: 0 | E: 0 | LOB: 0 | K: 1 | S: 5 | R: 2 | H: 4 | E: 0 | LOB: 2 | K: 0 | S: 15 | R: 0 | H: 0 | E: 0 | LOB: 0 | K: 2 | S: 8 | R: 0 | H: 0 | E: 0 | LOB: 0 | K: 0 | S: 7 | R: 1 | H: 1 | E: 0 | LOB: 0 | K: 2 | S: 9 | R: 0 | H: 1 | E: 0 | LOB: 1 | K: 1 | S: 11 | R: 0 | H: 0 | E: 0 | LOB: 2 | K: 0 | S: 8 | R: 0 | H: 0 | E: 0 | LOB: 0 | K: 1 | S: 6 | R: 1 | H: 1 | E: 1 | LOB: 3 | K: 0 | S: 14 | 1B: 4 | SF: 0 | 2B: 2 | SAC: 0 | 3B: 0 | DP: 0 | HR: 1 | HBP: 1 | WP: 0 | PA: 42 |
|--------------|------|------|------|--------|------|------|------|------|------|------|--------|------|------|------|------|------|--------|------|-------|------|------|------|--------|------|------|------|------|------|--------|------|------|------|------|------|--------|------|------|------|------|------|--------|------|-------|------|------|------|--------|------|------|------|------|------|--------|------|------|------|------|------|--------|------|-------|-------|-------|-------|--------|-------|-------|-------|--------|-------|--------|
|--------------|------|------|------|--------|------|------|------|------|------|------|--------|------|------|------|------|------|--------|------|-------|------|------|------|--------|------|------|------|------|------|--------|------|------|------|------|------|--------|------|------|------|------|------|--------|------|-------|------|------|------|--------|------|------|------|------|------|--------|------|------|------|------|------|--------|------|-------|-------|-------|-------|--------|-------|-------|-------|--------|-------|--------|

| PITCHER                               | IP  | WLS | BF | H | R | ER | SO | BB | IBB | HBP | BLK | WP | HR | S  | P  | ERA  | WHIP  |
|---------------------------------------|-----|-----|----|---|---|----|----|----|-----|-----|-----|----|----|----|----|------|-------|
| Ron Darling, R (1, 1)<br>ERA: 4.75    | 7.1 |     | 29 | 6 | 3 | 3  | 8  | 8  | 0   | 1   | 0   | 0  | 1  | 67 | 95 | 3.68 | 0.818 |
| Randy Myers, L (8, 1)<br>ERA: 0.87    | 1.2 |     | 6  | 0 | 0 | 0  | 1  | 1  | 0   | 0   | 0   | 0  | 0  | 11 | 20 | 0.00 | 0.600 |
| Rick Aguilera, R (10, 1)<br>ERA: 1.29 | 1.0 | L   | 7  | 1 | 1 | 0  | 0  | 1  | 1   | 0   | 0   | 0  | 0  | 14 | 26 | 0.00 | 2.000 |




| Batter   | 1               | 2 | 3  | 4 | 5            | 6 | 7 | 8 | 9             | 10 | AB | R | H | RBI | BB | SO | LOB |
|--|-----------------|---|----|---|--------------|---|---|---|---------------|----|----|---|---|-----|----|----|-----|
| Mookie Wilson, S<br>OBP: 0.200, SLG: 0.264<br>Rick Aguilera, R<br>(10, 1)  | G6-3            |   | K  |   | K            | K |   |   | P4            |    | 5  | 0 | 0 | 0   | 0  | 3  | 2   |
| Howard Johnson, S<br>OBP: 0.379, SLG: 0.566<br>(1, 6)  | 1B<br>SF7<br>BB |   | BB |   | 2-H<br>HR    |   |   |   | L4            |    | 3  | 2 | 1 | 2   | 2  | 1  | 0   |
| Keith Hernandez, L<br>OBP: 0.364, SLG: 0.410<br>Dave Magadan, L<br>OBP: 0.286, SLG: 0.279<br>(7, PH)<br>(8, 3)                           | SF7<br>1B       |   | K  |   | FC6<br>1B    |   |   |   | G4-3          |    | 3  | 0 | 2 | 0   | 0  | 1  | 1   |
| Darryl Strawberry, L<br>OBP: 0.311, SLG: 0.492<br>(1, 9)   | SF7             |   |    |   | F7           |   |   |   | G3-1          |    | 4  | 0 | 0 | 1   | 0  | 0  | 1   |
| Kevin McReynolds, R<br>OBP: 0.352, SLG: 0.396<br>(1, 7)  | L8              |   |    |   | P3           |   |   |   | F8            |    | 4  | 0 | 1 | 0   | 1  | 0  | 1   |
| Gregg Jefferies, S<br>OBP: 0.219, SLG: 0.264<br>(1, 5)   |                 |   |    |   | E5<br>BB     |   |   |   | G4-3          |    | 4  | 0 | 0 | 0   | 1  | 0  | 3   |
| Tim Teufel, R<br>OBP: 0.379, SLG: 0.304<br>(1, 4)  |                 |   |    |   | G1-6-3<br>BB |   |   |   | K             |    | 2  | 0 | 1 | 0   | 2  | 1  | 0   |
| Barry Lyons, R<br>OBP: 0.317, SLG: 0.486<br>(1, 2)   | G1-6-3          |   |    |   | G3-1         |   |   |   | FC5-4<br>1B   |    | 4  | 0 | 1 | 0   | 0  | 0  | 4   |
| Ron Darling, R<br>OBP: 0.111, SLG: 0.167<br>Randy Myers, L<br>(8, 1)<br>Lenny Dykstra, L<br>OBP: 0.380, SLG: 0.447<br>(9, PH)<br>(10, 8) |                 |   |    |   | L7           |   |   |   | FC5-4<br>1-2f |    | 3  | 1 | 1 | 0   | 0  | 1  | 1   |
|  |                 |   |    |   | HR<br>2B     |   |   |   | P4            |    | 0  | 0 | 0 | 0   | 0  | 0  | 0   |
|  |                 |   |    |   |              |   |   |   |               |    | 1  | 0 | 0 | 0   | 0  | 0  | 0   |

| Inning Stats | R: 1 | H: 1 | E: 0 | K: 0 | S: 9 | R: 0 | H: 0 | E: 0 | K: 0 | S: 6 | R: 0 | H: 0 | E: 0 | K: 2 | S: 11 | R: 0 | H: 0 | E: 1 | K: 0 | S: 11 | R: 2 | H: 3 | E: 0 | K: 1 | S: 15 | R: 0 | H: 1 | E: 0 | K: 3 | S: 8 | R: 0 | H: 0 | E: 0 | K: 0 | S: 15 | R: 0 | H: 1 | E: 0 | K: 0 | S: 15 | R: 0 | H: 0 | E: 0 | K: 1 | S: 8 | R: 0 | H: 1 | E: 0 | K: 1 | S: 9 | R: 0 | H: 1 | E: 0 | K: 0 | S: 13 | 1B: 4 | SF: 1 | 2B: 2 | 3B: 0 | HR: 1 | SAC: 0 | DP: 1 | HBP: 0 |
|--------------|------|------|------|------|------|------|------|------|------|------|------|------|------|------|-------|------|------|------|------|-------|------|------|------|------|-------|------|------|------|------|------|------|------|------|------|-------|------|------|------|------|-------|------|------|------|------|------|------|------|------|------|------|------|------|------|------|-------|-------|-------|-------|-------|-------|--------|-------|--------|
|--------------|------|------|------|------|------|------|------|------|------|------|------|------|------|------|-------|------|------|------|------|-------|------|------|------|------|-------|------|------|------|------|------|------|------|------|------|-------|------|------|------|------|-------|------|------|------|------|------|------|------|------|------|------|------|------|------|------|-------|-------|-------|-------|-------|-------|--------|-------|--------|

| PITCHER                             | IP  | WLS | BF | H | R | ER | SO | BB | IBB | HBP | BLK | WP | HR | S  | P   | ERA  | WHIP  |
|-------------------------------------|-----|-----|----|---|---|----|----|----|-----|-----|-----|----|----|----|-----|------|-------|
| Fernando Valenzuela, L<br>ERA: 4.84 | 6.0 |     | 28 | 5 | 3 | 3  | 6  | 5  | 1   | 0   | 0   | 0  | 1  | 63 | 117 | 4.50 | 1.667 |
| Ray Seavage, L<br>ERA: 1.69         | 1.0 |     | 3  | 0 | 0 | 0  | 0  | 0  | 0   | 0   | 0   | 0  | 0  | 8  | 12  | 0.00 | 0.000 |
| Alejandro Pena, R<br>ERA: 2.21      | 2.0 | W   | 7  | 1 | 0 | 0  | 1  | 0  | 0   | 0   | 0   | 0  | 0  | 23 | 31  | 0.00 | 0.500 |
| Jay Howell, R<br>ERA: 0.84          | 1.0 | S   | 4  | 1 | 0 | 0  | 0  | 0  | 0   | 0   | 0   | 0  | 0  | 9  | 13  | 0.00 | 1.000 |

**Los Angeles Dodgers @ New York Mets**  
 Shea Stadium, Flushing, NY  
 Wed May 17 1989, 7:05 PM EDT  
 Att. 37,655 - Unknown - 70 F

AB 35  
 R 3  
 H 7  
 RBI 3  
 BB 6  
 SO 7  
 LOB 13



WP: 0 PA: 42  
 PB: 0  
 SB: 1  
 CS: 1

livebaseballscorecards.com

Los Angeles Dodgers @ New York Mets  
 Shea Stadium, Flushing, NY  
 Thu May 18 1989, 7:05 PM EDT  
 Att: 31,189 - Unknown

livebaseballscorecards.com

|     |    |
|-----|----|
| AB  | 36 |
| R   | 3  |
| H   | 10 |
| RBI | 2  |
| BB  | 4  |
| SO  | 4  |
| LOB | 19 |



AB R H RBI BB SO LOB

|       |       |       |        |       |       |       |        |
|-------|-------|-------|--------|-------|-------|-------|--------|
| 4     | 1     | 1     | 0      | 1     | 1     | 3     |        |
| 5     | 0     | 0     | 0      | 0     | 0     | 2     |        |
| 5     | 0     | 1     | 0      | 0     | 1     | 2     |        |
| 5     | 0     | 1     | 0      | 0     | 0     | 2     |        |
| 4     | 0     | 1     | 0      | 0     | 1     | 0     |        |
| 1     | 0     | 0     | 0      | 0     | 1     | 1     |        |
| 3     | 2     | 2     | 0      | 1     | 0     | 0     |        |
| 3     | 0     | 3     | 0      | 1     | 0     | 0     |        |
| 0     | 0     | 0     | 0      | 0     | 0     | 0     |        |
| 3     | 0     | 1     | 1      | 0     | 0     | 4     |        |
| 0     | 0     | 0     | 1      | 0     | 0     | 0     |        |
| 0     | 0     | 0     | 0      | 0     | 0     | 0     |        |
| 0     | 0     | 0     | 0      | 0     | 0     | 0     |        |
| 1     | 0     | 0     | 0      | 0     | 0     | 1     |        |
| 1B: 8 | SF: 1 | 2B: 2 | SAC: 0 | 3B: 0 | DP: 1 | HR: 0 | HBP: 0 |

|       |        |
|-------|--------|
| WP: 0 | PA: 41 |
| PB: 0 |        |
| SB: 1 |        |
| CS: 2 |        |

| Batter   | 1        | 2                     | 3        | 4              | 5           | 6            | 7      | 8                      | 9               |
|--|----------|-----------------------|----------|----------------|-------------|--------------|--------|------------------------|-----------------|
| Willie Randolph, R (1, 4)<br>OBP: 0.349, SLG: 0.239  | 1-2 G5-3 |                       | 1-1 G6-3 |                | 4-2 G6-3 BB | 0-3 K        |        |                        | 2-2 G1-6-3 2B   |
| Mike Davis, L (1, 7)<br>OBP: 0.274, SLG: 0.298   | 1-0 G4-3 |                       | 1-2 G6-3 |                | 2-2 G6-3    |              | 0-0 P6 |                        | 0-0 E4 G1-6-3   |
| Mike Marshall, R (1, 9)<br>OBP: 0.333, SLG: 0.382  | 0-0 1B   |                       | 1-3 K    |                | 0-1 G6-3    |              | 0-0 F8 |                        | 0-0 G1-6-3 1-2f |
| Eddie Murray, S (1, 3)<br>OBP: 0.358, SLG: 0.471   | 1-2 G1-3 |                       |          | 0-0 G3-1       | 0-0 F7      |              | 2-2 F9 |                        | 0-0 1B 3-H      |
| Mike Scioscia, L (1, 2)<br>OBP: 0.345, SLG: 0.373<br>Rick Dempsey, R (9, PH)<br>OBP: 0.333, SLG: 0.294   |          | 2-2 G6-3              |          | 1-2 2B 1B      |             | 2-0 G3       |        | 1-3 K                  | 1-3 K           |
| John Shelby, S (1, 8)<br>OBP: 0.259, SLG: 0.197  |          | 0-1 CS 1B G4-3 1B     |          | 0-0 1B         | 1-3 2B      | 1-1 G4-3     |        | 4-2 1B SF8 BB          |                 |
| Jeff Hamilton, R (1, 5)<br>OBP: 0.277, SLG: 0.337<br>Mariano Duncan, R (8, PR)<br>OBP: 0.235, SLG: 0.280   |          | 0-2 1 SAFE G4-3 CS 1B |          | 4-0 FC6-4 IBB  |             | 1-2 BB 1B 1B |        | 0-0 1 SAFE 1 SAFE S 1B |                 |
| Dave Anderson, R (1, 6)<br>OBP: 0.273, SLG: 0.184<br>Chris Gwynn, L (8, PH)<br>OBP: 0.321, SLG: 0.400<br>Alejandro Pena, R (8, 1)<br>Ricky Horton, L (8, 1)                        |          | 2-2 G4-3              |          | 2-1 P3         |             | 0-1 BB 1B    |        | 1-1 SF8                |                 |
| Tim Leary, R (1, 1)<br>Franklin Stubbs, L (8, PH)<br>OBP: 0.400, SLG: 0.385<br>Tim Crews, R (6, 1)<br>Ray Searage, L (7, 1)<br>Mickey Hatcher, R (8, PH)<br>OBP: 0.284, SLG: 0.329 |          | 1-1 G1-3              |          | 0-1 FC6-4 1-2f |             | 4-0 BB 1B    |        | 2-2 F8                 |                 |

| Inning Stats | R: 0 H: 1 E: 0 LOB: 1 K: 0 BB: 0 S: 8 P: 11 | R: 1 H: 2 E: 0 LOB: 1 K: 0 BB: 0 S: 20 P: 25 | R: 0 H: 0 E: 0 LOB: 0 K: 1 BB: 0 S: 8 P: 11 | R: 0 H: 2 E: 0 LOB: 3 K: 0 BB: 1 S: 9 P: 16 | R: 0 H: 0 E: 0 LOB: 1 K: 0 BB: 1 S: 11 P: 17 | R: 0 H: 2 E: 0 LOB: 3 K: 1 BB: 1 S: 12 P: 20 | R: 0 H: 0 E: 0 LOB: 0 K: 0 BB: 0 S: 5 P: 7 | R: 1 H: 1 E: 0 LOB: 2 K: 1 BB: 1 S: 12 P: 19 | R: 1 H: 2 E: 1 LOB: 1 K: 1 BB: 0 S: 10 P: 13 |
|--------------|---|--|---|---|--|--|--|--|--|
|--------------|---|--|---|---|--|--|--|--|--|

| PITCHER                               | IP  | WLS | BF | H | R | ER | SO | BB | IBB | HBP | BLK | WP | HR | S  | P   | ERA   | WHIP  |
|---------------------------------------|-----|-----|----|---|---|----|----|----|-----|-----|-----|----|----|----|-----|-------|-------|
| Dwight Gooden, R (1, 1)<br>ERA: 2.17  | 8.0 | W   | 36 | 8 | 2 | 1  | 3  | 3  | 1   | 0   | 0   | 0  | 0  | 85 | 126 | 1.12  | 1.375 |
| Roger McDowell, R (9, 1)<br>ERA: 2.95 | 0.2 |     | 4  | 2 | 1 | 1  | 0  | 0  | 0   | 0   | 0   | 0  | 0  | 7  | 9   | 13.50 | 3.000 |
| Randy Myers, L (9, 1)<br>ERA: 0.86    | 0.1 | S   | 1  | 0 | 0 | 0  | 1  | 0  | 0   | 0   | 0   | 0  | 0  | 3  | 4   | 0.00  | 0.000 |

| Batter  | 1                          | 2           | 3         | 4                | 5                     | 6         | 7                   | 8                            | 9 |
|---|----------------------------|-------------|-----------|------------------|-----------------------|-----------|---------------------|------------------------------|---|
| Lenny Dykstra, L (1, 8)<br>OBP: 0.390, SLG: 0.455     | 2-2<br>FC4-6<br>1B         |             | 2-0<br>1B |                  | 2-2<br>E3<br>2B       |           | 4-2<br>SH2-3<br>BB  | 1-0<br>SF9                   |   |
| Gregg Jefferies, S (1, 4)<br>OBP: 0.220, SLG: 0.272   | 1-0<br>FC4-6<br>1-2f       |             | 1-0<br>F7 |                  | 0-1<br>2B             |           | 0-0<br>SH2-3<br>1-2 | 1-2<br>FC5-4<br>1-2f         |   |
| Howard Johnson, S (1, 5)<br>OBP: 0.362, SLG: 0.560    | 4-2<br>G3-6-1<br>1-2<br>BB |             |           | 0-0<br>HR<br>1B  | 1-3<br>K              |           | 3-3<br>K<br>2-3     |                              |   |
| Darryl Strawberry, L (1, 9)<br>OBP: 0.316, SLG: 0.512 | 0-0<br>G3-6-1<br>1-2f      |             |           | 2-2<br>HR<br>1-H | 4-0<br>IBB            |           | 2-3<br>K            |                              |   |
| Kevin McReynolds, R (1, 7)<br>OBP: 0.349, SLG: 0.405  |                            | 2-3<br>K    |           | 1-1<br>P4        | 1-0<br>G5-4-3<br>1-2f |           |                     | 3-1<br>HR                    |   |
| Dave Magadan, L (1, 3)<br>OBP: 0.302, SLG: 0.404      |                            | 3-2<br>G3-1 |           | 3-2<br>3B        |                       | 2-2<br>F7 |                     | 0-0<br>HR                    |   |
| Barry Lyons, R (1, 2)<br>OBP: 0.333, SLG: 0.475       |                            | 2-2<br>G5-3 |           | 2-3<br>K         |                       | 0-0<br>1B |                     | 4-1<br>1B SH1-4<br>SF9<br>BB |   |
| Kevin Elster, R (1, 6)<br>OBP: 0.307, SLG: 0.337      |                            |             | 1-2<br>F8 | 4-0<br>IBB       |                       | 0-3<br>K  |                     | 0-2<br>SH1-4                 |   |
| Dwight Gooden, R (1, 1)<br>OBP: 0.182, SLG: 0.286     |                            |             | 0-0<br>F8 | 1-2<br>L8        |                       | 2-3<br>K  |                     | 3-2<br>FC5-4<br>1B           |   |
| Tim Teufel, R (8, PH)<br>OBP: 0.388, SLG: 0.316       |                            |             |           |                  |                       |           |                     |                              |   |
| Roger McDowell, R (9, 1)                              |                            |             |           |                  |                       |           |                     |                              |   |
| Randy Myers, L (9, 1)                                 |                            |             |           |                  |                       |           |                     |                              |   |

| Inning Stats | R: 0<br>E: 0<br>K: 0<br>S: 8 | H: 1<br>LOB: 1<br>BB: 1<br>P: 15 | R: 0<br>E: 0<br>K: 1<br>S: 11 | H: 0<br>LOB: 0<br>BB: 0<br>P: 18 | R: 0<br>E: 0<br>K: 0<br>S: 6 | H: 1<br>LOB: 1<br>BB: 0<br>P: 10 | R: 2<br>E: 0<br>K: 1<br>S: 18 | H: 3<br>LOB: 2<br>BB: 1<br>P: 31 | R: 0<br>E: 1<br>K: 1<br>S: 10 | H: 1<br>LOB: 2<br>BB: 1<br>P: 18 | R: 0<br>E: 0<br>K: 2<br>S: 12 | H: 1<br>LOB: 1<br>BB: 0<br>P: 16 | R: 0<br>E: 0<br>K: 2<br>S: 10 | H: 0<br>LOB: 1<br>BB: 1<br>P: 19 | R: 3<br>E: 0<br>K: 0<br>S: 14 | H: 3<br>LOB: 1<br>BB: 1<br>P: 26 |
|--------------|------------------------------|----------------------------------|-------------------------------|----------------------------------|------------------------------|----------------------------------|-------------------------------|----------------------------------|-------------------------------|----------------------------------|-------------------------------|----------------------------------|-------------------------------|----------------------------------|-------------------------------|----------------------------------|
|--------------|------------------------------|----------------------------------|-------------------------------|----------------------------------|------------------------------|----------------------------------|-------------------------------|----------------------------------|-------------------------------|----------------------------------|-------------------------------|----------------------------------|-------------------------------|----------------------------------|-------------------------------|----------------------------------|

| PITCHER                               | IP  | WLS | BF | H | R | ER | SO | BB | IBB | HBP | BLK | WP | HR | S  | P  | ERA  | WHIP  |
|---------------------------------------|-----|-----|----|---|---|----|----|----|-----|-----|-----|----|----|----|----|------|-------|
| Tim Leary, R (1, 1)<br>ERA: 3.29      | 5.0 |     | 23 | 6 | 2 | 2  | 3  | 1  | 2   | 0   | 0   | 0  | 1  | 53 | 92 | 3.60 | 1.400 |
| Tim Crews, R (6, 1)<br>ERA: 3.26      | 1.1 |     | 6  | 1 | 0 | 0  | 2  | 1  | 0   | 0   | 0   | 0  | 0  | 15 | 23 | 0.00 | 1.500 |
| Ray Seavage, L (7, 1)<br>ERA: 1.59    | 0.2 |     | 2  | 0 | 0 | 0  | 2  | 0  | 0   | 0   | 0   | 0  | 0  | 7  | 12 | 0.00 | 0.000 |
| Alejandro Pena, R (8, 1)<br>ERA: 3.54 | 0.0 | L   | 3  | 2 | 3 | 3  | 0  | 1  | 0   | 0   | 0   | 0  | 2  | 4  | 11 | ∞    | ∞     |
| Ricky Horton, L (8, 1)<br>ERA: 3.95   | 1.0 |     | 4  | 1 | 0 | 0  | 0  | 0  | 0   | 0   | 0   | 0  | 0  | 10 | 15 | 0.00 | 1.000 |

| AB | R | H | RBI | BB | SO | LOB |
|----|---|---|-----|----|----|-----|
| 3  | 0 | 2 | 1   | 1  | 0  | 0   |
| 4  | 0 | 1 | 0   | 0  | 0  | 3   |
| 3  | 1 | 1 | 0   | 1  | 2  | 3   |
| 3  | 1 | 1 | 2   | 1  | 1  | 3   |
| 4  | 1 | 1 | 1   | 0  | 1  | 3   |
| 4  | 1 | 2 | 1   | 0  | 0  | 0   |
| 3  | 1 | 1 | 0   | 1  | 1  | 1   |
| 2  | 0 | 0 | 0   | 1  | 1  | 1   |
| 3  | 0 | 0 | 0   | 0  | 1  | 3   |
| 1  | 0 | 1 | 0   | 0  | 0  | 0   |
| 0  | 0 | 0 | 0   | 0  | 0  | 0   |
| 0  | 0 | 0 | 0   | 0  | 0  | 0   |

| WP | HR | S | P  | ERA | WHIP |
|----|----|---|----|-----|------|
| 0  | 0  | 0 | 38 | 0   | 0    |
| 0  | 0  | 0 | 0  | 0   | 0    |
| 0  | 0  | 0 | 0  | 0   | 0    |
| 0  | 0  | 0 | 0  | 0   | 0    |

**Los Angeles Dodgers @ New York Mets**  
 Shea Stadium, Flushing, NY  
 Thu May 18 1989, 7:05 PM EDT  
 Att. 31,189 - Unknown

[livebaseballscorecards.com](http://livebaseballscorecards.com)

|     |    |
|-----|----|
| AB  | 30 |
| R   | 5  |
| H   | 10 |
| RBI | 5  |
| BB  | 5  |
| SO  | 7  |
| LOB | 17 |



TOP

San Francisco Giants @ New York Mets  
Shea Stadium, Flushing, NY

Fri May 19 1989, 7:05 PM EDT  
Att. 37,402 - Unknown - 65 F

livebaseballscorecards.com

AB 38  
R 2  
H 9  
RBI 2  
BB 3  
SO 15  
LOB 13



WP: 0 PA: 41  
PB: 0  
SB: 1  
CS: 1

AB R H RBI BB SO LOB

5 0 0 0 0 3 1

5 1 1 0 0 2 1

5 0 3 1 0 0 0

4 0 0 0 1 2 2

2 1 2 1 1 0 0  
2 0 0 0 0 0 3  
0 0 0 0 0 0 0

3 0 0 0 1 2 1

3 0 0 0 0 1 3  
1 0 1 0 0 0 0

4 0 1 0 0 2 1  
0 0 0 0 0 0 0  
0 0 0 0 0 0 0

2 0 0 0 0 2 1  
1 0 0 0 0 1 0  
0 0 0 0 0 0 0  
1 0 1 0 0 0 0

1B: 7 SF: 0  
2B: 0 SAC: 0  
3B: 1 DP: 0  
HR: 1 HBP: 0

| Batter   | 1                       | 2               | 3           | 4         | 5           | 6                    | 7         | 8         | 9         | 10              |
|--|-------------------------|-----------------|-------------|-----------|-------------|----------------------|-----------|-----------|-----------|-----------------|
| <b>Brett Butler, L</b><br>OBP: 0.392, SLG: 0.380<br>(1, 8)   | 1-3<br>K                | 3-2<br>F9       |             |           | 3-3<br>K    |                      |           | 2-1<br>P3 |           | 2-3<br>K        |
| <b>Robby Thompson, R</b><br>OBP: 0.329, SLG: 0.407<br>(1, 4)   | 1-2<br>1B<br>3B         |                 | 1-3<br>K    |           | 2-2<br>G6-3 |                      |           | 0-0<br>B3 |           | 3-3<br>K        |
| <b>Will Clark, L</b><br>OBP: 0.451, SLG: 0.605<br>(1, 3)   | 1-1<br>BB<br>1B<br>3-H  |                 | 3-2<br>F8   |           |             | 0-0<br>F7            |           | 3-2<br>1B |           | 0-0<br>1B       |
| <b>Kevin Mitchell, R</b><br>OBP: 0.374, SLG: 0.660<br>(1, 7)   | 1-3<br>K                |                 | 0-2<br>G5-3 |           |             | 0-0<br>F8            |           | 0-3<br>K  |           | 4-2<br>1B<br>BB |
| <b>Ernest Riles, L</b><br>OBP: 0.370, SLG: 0.463<br><b>Ed Jurak, R</b><br>OBP: 0.314, SLG: 0.250<br><b>Rich Gossage, R</b><br>(10, 1)  | 4-2<br>BB<br>BB         |                 |             | 3-2<br>HR |             | 2-0<br>FC5-4<br>1B   |           |           | 3-1<br>F9 | 1-1<br>F9       |
| <b>Candy Maldonado, R</b><br>OBP: 0.305, SLG: 0.327<br>(1, 9)  | 4-0<br>BB<br>1-2<br>2-3 |                 |             | 1-3<br>K  |             | 0-2<br>FC5-4<br>1-2f |           |           | 2-3<br>K  |                 |
| <b>Terry Kennedy, L</b><br>OBP: 0.308, SLG: 0.394<br><b>Kirt Manwaring, R</b><br>OBP: 0.293, SLG: 0.283<br>(9, 2)  | 2-2<br>G3-1             |                 |             | 1-3<br>K  |             |                      | 1-1<br>F9 |           | 1-2<br>1B |                 |
| <b>Jose Uribe, S</b><br>OBP: 0.273, SLG: 0.295<br><b>Craig Lefferts, L</b><br><b>Ken Oberkfell, L</b><br>OBP: 0.176, SLG: 0.170<br>(10, 5)   |                         | 2-2<br>CS<br>1B |             | 2-1<br>F7 |             |                      | 1-3<br>K  |           | 3-3<br>K  |                 |
| <b>Don Robinson, R</b><br>OBP: 0.250, SLG: 0.375<br><b>Jim Steels, L</b><br>OBP: 0.214, SLG: 0.083<br><b>Jeff Brantley, R</b><br><b>Greg Litton, R</b><br>OBP: 0.500, SLG: 0.333<br>(9, 6) |                         | 0-3<br>K        |             | 1-3<br>K  |             |                      | 2-3<br>K  |           |           | 2-2<br>1B<br>1B |

| Inning Stats | R: 1 | H: 2 | E: 0 | K: 2 | S: 17 | LOB: 3 | BB: 2 | P: 31 | R: 0 | H: 1 | E: 0 | K: 1 | S: 10 | LOB: 0 | BB: 0 | P: 15 | R: 0 | H: 0 | E: 0 | K: 1 | S: 10 | LOB: 0 | BB: 0 | P: 14 | R: 1 | H: 1 | E: 0 | K: 2 | S: 14 | LOB: 0 | BB: 0 | P: 21 | R: 0 | H: 0 | E: 0 | K: 2 | S: 10 | LOB: 0 | BB: 0 | P: 16 | R: 0 | H: 1 | E: 0 | K: 0 | S: 6 | LOB: 1 | BB: 0 | P: 8 | R: 0 | H: 0 | E: 0 | K: 2 | S: 9 | LOB: 0 | BB: 0 | P: 13 | R: 0 | H: 1 | E: 0 | K: 1 | S: 10 | LOB: 1 | BB: 1 | P: 15 | R: 0 | H: 1 | E: 0 | K: 2 | S: 13 | LOB: 1 | BB: 0 | P: 22 | R: 0 | H: 2 | E: 0 | K: 2 | S: 17 | LOB: 3 | BB: 1 | P: 29 | 1B: 7 | SF: 0 | 2B: 0 | SAC: 0 | 3B: 1 | DP: 0 | HR: 1 | HBP: 0 | WP: 0 | PA: 41 |
|--------------|------|------|------|------|-------|--------|-------|-------|------|------|------|------|-------|--------|-------|-------|------|------|------|------|-------|--------|-------|-------|------|------|------|------|-------|--------|-------|-------|------|------|------|------|-------|--------|-------|-------|------|------|------|------|------|--------|-------|------|------|------|------|------|------|--------|-------|-------|------|------|------|------|-------|--------|-------|-------|------|------|------|------|-------|--------|-------|-------|------|------|------|------|-------|--------|-------|-------|-------|-------|-------|--------|-------|-------|-------|--------|-------|--------|
|--------------|------|------|------|------|-------|--------|-------|-------|------|------|------|------|-------|--------|-------|-------|------|------|------|------|-------|--------|-------|-------|------|------|------|------|-------|--------|-------|-------|------|------|------|------|-------|--------|-------|-------|------|------|------|------|------|--------|-------|------|------|------|------|------|------|--------|-------|-------|------|------|------|------|-------|--------|-------|-------|------|------|------|------|-------|--------|-------|-------|------|------|------|------|-------|--------|-------|-------|-------|-------|-------|--------|-------|-------|-------|--------|-------|--------|

| PITCHER                                      | IP  | WLS | BF | H | R | ER | SO | BB | IBB | HBP | BLK | WP | HR | S  | P   | ERA  | WHIP  |
|--|-----|-----|----|---|---|----|----|----|-----|-----|-----|----|----|----|-----|------|-------|
| <b>David Cone, R</b><br>ERA: 3.14<br>(1, 1)  | 8.0 |     | 31 | 6 | 2 | 2  | 11 | 2  | 0   | 0   | 0   | 0  | 1  | 86 | 133 | 2.25 | 1.000 |
| <b>Randy Myers, L</b><br>ERA: 0.78<br>(9, 1) | 2.0 | W   | 10 | 3 | 0 | 0  | 4  | 1  | 0   | 0   | 0   | 0  | 0  | 30 | 51  | 0.00 | 2.000 |

BOTTOM

San Francisco Giants @ New York Mets  
Shea Stadium, Flushing, NY  
Fri May 19 1989, 7:05 PM EDT  
Att. 37,402 - Unknown - 65 F

livebaseballscorecards.com

AB 32  
R 3  
H 4  
RBI 2  
BB 7  
SO 4  
LOB 9



WP: 0 PA: 40  
PB: 0  
SB: 1  
CS: 0

AB R H RBI BB SO LOB

|       |        |       |        |       |       |       |
|-------|--------|-------|--------|-------|-------|-------|
| 3     | 1      | 0     | 0      | 1     | 0     | 0     |
| 3     | 0      | 0     | 0      | 1     | 0     | 1     |
| 0     | 0      | 0     | 0      | 1     | 0     | 0     |
| 4     | 0      | 0     | 0      | 1     | 1     | 2     |
| 4     | 1      | 1     | 2      | 1     | 1     | 1     |
| 3     | 1      | 1     | 0      | 1     | 0     | 0     |
| 4     | 0      | 2     | 0      | 0     | 1     | 1     |
| 3     | 0      | 0     | 0      | 0     | 0     | 2     |
| 1     | 0      | 0     | 0      | 0     | 0     | 1     |
| 4     | 0      | 0     | 0      | 0     | 0     | 1     |
| 2     | 0      | 0     | 0      | 0     | 0     | 0     |
| 0     | 0      | 0     | 0      | 1     | 0     | 0     |
| 0     | 0      | 0     | 0      | 0     | 0     | 0     |
| 1     | 0      | 0     | 0      | 0     | 1     | 0     |
| 1B: 2 | SF: 0  | 2B: 1 | SAC: 1 | 3B: 0 | DP: 0 | HR: 1 |
| BB: 4 | HBP: 0 |       |        |       |       |       |

| Batter  | 1             | 2      | 3        | 4           | 5        | 6      | 7        | 8                | 9                   | 10           |
|---|---------------|--------|----------|-------------|----------|--------|----------|------------------|---------------------|--------------|
| Lenny Dykstra, L (1, 8)<br>OBP: 0.385, SLG: 0.440     | 0-0 P2        |        | 2-2 F9   |             | 3-2 G4-3 |        |          | 1 SAFE 0-0 SH3-4 |                     | 4-2 BB BB BB |
| Gregg Jefferies, S (1, 4)<br>OBP: 0.221, SLG: 0.265   | 4-2 G3 BLK BB |        | 1-1 L6   |             |          | 2-0 L7 |          | 1-0 P6           |                     | 4-0 BB BB BB |
| Tim Teufel, R (10, PH)<br>OBP: 0.397, SLG: 0.316      |               |        |          |             |          |        |          |                  |                     | 1-2 BB BB    |
| Howard Johnson, S (1, 5)<br>OBP: 0.376, SLG: 0.542    | 1-2 G3        |        |          | 0-1 F7      |          | 2-3 K  |          | 0-1 F7           |                     | 4-1 BB BB    |
| Darryl Strawberry, L (1, 9)<br>OBP: 0.319, SLG: 0.528 | 0-0 P4        |        |          | 0-0 P4      |          | 0-0 HR |          |                  | 3-3 K               | 4-0 BB BB    |
| Kevin McReynolds, R (1, 7)<br>OBP: 0.353, SLG: 0.403  |               | 0-0 F9 |          | 1-2 1B E 1B |          | 2-1 F7 |          |                  | 4-1 E S BB          |              |
| Dave Magadan, L (1, 3)<br>OBP: 0.316, SLG: 0.431      |               | 1-2 2B |          | 0-0 E9 1B   |          |        | 3-2 P5   |                  | 1 SAFE 1 SAFE 1-3 K |              |
| Mackey Sasser, L (1, 2)<br>OBP: 0.174, SLG: 0.318     |               | 1-2 F7 |          | 2-0 L9      |          |        | 0-1 F8   |                  | 0-0 F9              |              |
| Barry Lyons, R (9, PH)<br>OBP: 0.326, SLG: 0.463      |               |        |          |             |          |        |          |                  |                     |              |
| Kevin Elster, R (1, 6)<br>OBP: 0.297, SLG: 0.324      |               | 0-1 F9 |          |             | 1-0 G3-1 |        | 2-2 G5-3 |                  |                     | 1-1 F7       |
| David Cone, L (1, 1)<br>OBP: 0.250, SLG: 0.211        |               |        | 2-2 G6-3 |             |          | 2-2 F8 |          | 4-0 SH3-4 BB     |                     | 2-3 K        |
| Lee Mazzilli, S (8, PH)<br>OBP: 0.421, SLG: 0.385     |               |        |          |             |          |        |          |                  |                     |              |
| Randy Myers, L (9, 1)                                 |               |        |          |             |          |        |          |                  |                     |              |
| Mark Carreon, R (10, PH)<br>OBP: 0.286, SLG: 0.167    |               |        |          |             |          |        |          |                  |                     |              |

| Inning Stats | R: 0 | H: 0 | E: 0 | K: 0 | S: 8 | R: 0 | H: 1 | E: 0 | K: 0 | S: 13 | R: 0 | H: 0 | E: 0 | K: 0 | S: 9 | R: 1 | H: 2 | E: 1 | K: 0 | S: 8 | R: 0 | H: 0 | E: 0 | K: 0 | S: 10 | R: 1 | H: 1 | E: 0 | K: 1 | S: 7 | R: 0 | H: 0 | E: 0 | K: 0 | S: 9 | R: 0 | H: 0 | E: 0 | K: 0 | S: 14 | R: 0 | H: 0 | E: 0 | K: 0 | S: 16 | R: 0 | H: 1 | E: 0 | K: 0 | S: 13 | R: 0 | H: 0 | E: 0 | K: 0 | S: 14 | R: 0 | H: 0 | E: 0 | K: 2 | S: 10 | R: 0 | H: 0 | E: 0 | K: 1 | S: 8 | R: 1 | H: 0 | E: 0 | K: 1 | S: 27 | 1B: 2 | SF: 0 | 2B: 1 | SAC: 1 | 3B: 0 | DP: 0 | HR: 1 | HBP: 0 | WP: 0 | PA: 40 |
|--------------|------|------|------|------|------|------|------|------|------|-------|------|------|------|------|------|------|------|------|------|------|------|------|------|------|-------|------|------|------|------|------|------|------|------|------|------|------|------|------|------|-------|------|------|------|------|-------|------|------|------|------|-------|------|------|------|------|-------|------|------|------|------|-------|------|------|------|------|------|------|------|------|------|-------|-------|-------|-------|--------|-------|-------|-------|--------|-------|--------|
|--------------|------|------|------|------|------|------|------|------|------|-------|------|------|------|------|------|------|------|------|------|------|------|------|------|------|-------|------|------|------|------|------|------|------|------|------|------|------|------|------|------|-------|------|------|------|------|-------|------|------|------|------|-------|------|------|------|------|-------|------|------|------|------|-------|------|------|------|------|------|------|------|------|------|-------|-------|-------|-------|--------|-------|-------|-------|--------|-------|--------|

| PITCHER                               | IP  | WLS | BF | H | R | ER | SO | BB | IBB | HBP | BLK | WP | HR | S  | P  | ERA  | WHIP  |
|---------------------------------------|-----|-----|----|---|---|----|----|----|-----|-----|-----|----|----|----|----|------|-------|
| Don Robinson, R (1, 1)<br>ERA: 3.86   | 6.0 |     | 23 | 4 | 2 | 1  | 1  | 1  | 0   | 0   | 1   | 0  | 1  | 55 | 82 | 1.50 | 0.833 |
| Jeff Brantley, R (7, 1)<br>ERA: 3.38  | 2.0 |     | 7  | 0 | 0 | 0  | 0  | 1  | 0   | 0   | 0   | 0  | 0  | 13 | 23 | 0.00 | 0.500 |
| Craig Lefferts, L (9, 1)<br>ERA: 1.52 | 1.2 | L   | 8  | 0 | 1 | 1  | 3  | 3  | 0   | 0   | 0   | 0  | 0  | 17 | 36 | 5.40 | 1.800 |
| Rich Gossage, R (10, 1)<br>ERA: 0.71  | 0.0 |     | 2  | 0 | 0 | 0  | 0  | 2  | 0   | 0   | 0   | 0  | 0  | 1  | 9  | ∞    | ∞     |

| Batter   | 1   | 2                                | 3                            | 4                                | 5                            | 6                                | 7                             | 8                                | 9                            | AB R H RBI BB SO LOB             | TOP                           |                                  |                              |                                 |                              |                                  |                              |                                  |                                  |                                    |                                  |        |
|--|---|----------------------------------|------------------------------|----------------------------------|------------------------------|----------------------------------|-------------------------------|----------------------------------|------------------------------|----------------------------------|-------------------------------|----------------------------------|------------------------------|---------------------------------|------------------------------|----------------------------------|------------------------------|----------------------------------|----------------------------------|------------------------------------|----------------------------------|--------|
| <b>Brett Butler, L</b> (1, 8)<br>OBP: 0.389, SLG: 0.377    | 2-2<br>1B   |                                  | 3-3<br>K                     |                                  | 1-2<br>G3-1                  |                                  | 1-3<br>K                      |                                  |                              | 4 0 1 0 0 2 0                    |                               |                                  |                              |                                 |                              |                                  |                              |                                  |                                  |                                    |                                  |        |
| <b>Robby Thompson, R</b> (1, 4)<br>OBP: 0.327, SLG: 0.399  | 2-1<br>F8   |                                  | 2-3<br>K                     |                                  |                              | 4-2<br>2B<br>SF8<br>BB           |                               | 1-3<br>K                         |                              | 3 1 0 0 1 2 1                    |                               |                                  |                              |                                 |                              |                                  |                              |                                  |                                  |                                    |                                  |        |
| <b>Will Clark, L</b> (1, 3)<br>OBP: 0.452, SLG: 0.629      | 0-0<br>F7   |                                  |                              | 3-2<br>HR                        |                              | 1-1<br>SF8<br>2B                 |                               | 1-0<br>F7                        |                              | 4 1 2 1 0 0 1                    |                               |                                  |                              |                                 |                              |                                  |                              |                                  |                                  |                                    |                                  |        |
| <b>Kevin Mitchell, R</b> (1, 7)<br>OBP: 0.376, SLG: 0.673  | 2-1<br>F8   |                                  |                              | 3-1<br>HR                        |                              | 4-0<br>IBB                       |                               | 3-2<br>P3                        |                              | 3 1 1 1 1 0 1                    |                               |                                  |                              |                                 |                              |                                  |                              |                                  |                                  |                                    |                                  |        |
| <b>Candy Maldonado, R</b> (1, 9)<br>OBP: 0.295, SLG: 0.316 |   | 2-0<br>F8                        |                              | 2-2<br>F8                        |                              | 0-1<br>F8                        |                               |                                  | 3-1<br>L6                    | 4 0 0 0 0 0 3                    |                               |                                  |                              |                                 |                              |                                  |                              |                                  |                                  |                                    |                                  |        |
| <b>Ken Oberkfell, L</b> (1, 5)<br>OBP: 0.164, SLG: 0.160   |   | 0-1<br>G3-1                      |                              | 0-1<br>G5-3                      |                              | 3-1<br>SF8                       |                               |                                  | 3-2<br>L3                    | 3 0 0 1 0 0 0                    |                               |                                  |                              |                                 |                              |                                  |                              |                                  |                                  |                                    |                                  |        |
| <b>Kirt Manwaring, R</b> (1, 2)<br>OBP: 0.300, SLG: 0.291  |   | 2-0<br>1B                        |                              | 0-1<br>F7                        |                              | 2-3<br>3-H<br>2-2<br>G4-3        |                               |                                  | 4-1<br>BB                    | 2 0 1 0 0 0 0                    |                               |                                  |                              |                                 |                              |                                  |                              |                                  |                                  |                                    |                                  |        |
| <b>Terry Kennedy, L</b> (6, PH)<br>OBP: 0.311, SLG: 0.389  |   |                                  |                              |                                  |                              |                                  |                               |                                  |                              | 1 0 0 0 1 0 2                    |                               |                                  |                              |                                 |                              |                                  |                              |                                  |                                  |                                    |                                  |        |
| <b>Jose Uribe, S</b> (1, 6)<br>OBP: 0.265, SLG: 0.287      |   | 1-2<br>F9                        |                              |                                  | 3-2<br>G6-3                  |                                  | 1-0<br>F7                     |                                  | 0-0<br>P5                    | 4 0 0 0 0 0 2                    |                               |                                  |                              |                                 |                              |                                  |                              |                                  |                                  |                                    |                                  |        |
| <b>Mike Krukow, R</b> (1, 1)<br>OBP: 0.100, SLG: 0.100     |   |                                  | 0-0<br>F9                    |                                  |                              | 0-3<br>K                         |                               |                                  |                              | 2 0 0 0 0 1 0                    |                               |                                  |                              |                                 |                              |                                  |                              |                                  |                                  |                                    |                                  |        |
| <b>Michael LaCoss, R</b> (6, 1)                            |   |                                  |                              |                                  |                              |                                  | 0-2<br>G5-3                   |                                  |                              | 1 0 0 0 0 0 0                    |                               |                                  |                              |                                 |                              |                                  |                              |                                  |                                  |                                    |                                  |        |
| <b>Inning Stats</b>  | R: 0<br>E: 0<br>K: 0<br>S: 10                         | H: 1<br>LOB: 1<br>BB: 0<br>P: 16 | R: 0<br>E: 0<br>K: 0<br>S: 8 | H: 1<br>LOB: 1<br>BB: 0<br>P: 13 | R: 0<br>E: 0<br>K: 2<br>S: 8 | H: 0<br>LOB: 0<br>BB: 0<br>P: 13 | R: 2<br>E: 0<br>K: 0<br>S: 14 | H: 2<br>LOB: 0<br>BB: 0<br>P: 22 | R: 0<br>E: 0<br>K: 1<br>S: 9 | H: 0<br>LOB: 0<br>BB: 0<br>P: 13 | R: 1<br>E: 0<br>K: 0<br>S: 11 | H: 1<br>LOB: 2<br>BB: 2<br>P: 25 | R: 0<br>E: 0<br>K: 1<br>S: 7 | H: 0<br>LOB: 0<br>BB: 0<br>P: 9 | R: 0<br>E: 0<br>K: 1<br>S: 7 | H: 0<br>LOB: 0<br>BB: 0<br>P: 12 | R: 0<br>E: 0<br>K: 0<br>S: 8 | H: 0<br>LOB: 1<br>BB: 1<br>P: 18 | 1B: 2<br>2B: 1<br>3B: 0<br>HR: 2 | SF: 1<br>SAC: 0<br>DP: 0<br>HBP: 0 | WP: 0<br>PB: 0<br>SB: 0<br>CS: 0 | PA: 35 |
| <b>PITCHER</b>   | IP WLS BF H R ER SO BB IBB HBP BLK WP HR S P ERA WHIP |                                  |                              |                                  |                              |                                  |                               |                                  |                              |                                  |                               |                                  |                              |                                 |                              |                                  |                              |                                  |                                  |                                    |                                  |        |
| <b>Bob Ojeda, L</b> (1, 1)<br>ERA: 4.06                    | 5.0 L 22 5 3 3 3 1 1 0 0 0 2 53 90 5.40 1.200         |                                  |                              |                                  |                              |                                  |                               |                                  |                              |                                  |                               |                                  |                              |                                 |                              |                                  |                              |                                  |                                  |                                    |                                  |        |
| <b>Rick Aguilera, R</b> (6, 1)<br>ERA: 1.13                | 3.0 9 0 0 0 2 0 0 0 0 0 0 21 33 0.00 0.000            |                                  |                              |                                  |                              |                                  |                               |                                  |                              |                                  |                               |                                  |                              |                                 |                              |                                  |                              |                                  |                                  |                                    |                                  |        |
| <b>Don Aase, R</b> (9, 1)<br>ERA: 1.15                     | 1.0 4 0 0 0 0 1 0 0 0 0 0 8 18 0.00 1.000             |                                  |                              |                                  |                              |                                  |                               |                                  |                              |                                  |                               |                                  |                              |                                 |                              |                                  |                              |                                  |                                  |                                    |                                  |        |

**San Francisco Giants @ New York Mets**  
Shea Stadium, Flushing, NY

Sat May 20 1989, 3:33 AM EDT  
Att. 45,565 - Sunny - 85 F

[livebaseballscorecards.com](http://livebaseballscorecards.com)

|     |    |
|-----|----|
| AB  | 31 |
| R   | 3  |
| H   | 5  |
| RBI | 3  |
| BB  | 3  |
| SO  | 5  |
| LOB | 10 |





| Batter  | 1                                     | 2                                | 3                            | 4                                | 5                             | 6                                | 7                             | 8                                | 9                             | AB R H RBI BB SO LOB             | TOP   |                              |                                  |                               |                                  |                                |   |  |   |                                  |                                    |                                  |        |        |         |         |         |          |          |          |         |         |        |         |             |
|---|---------------------------------------|----------------------------------|------------------------------|----------------------------------|-------------------------------|----------------------------------|-------------------------------|----------------------------------|-------------------------------|----------------------------------|---|------------------------------|----------------------------------|-------------------------------|----------------------------------|--------------------------------|---|--|---|----------------------------------|------------------------------------|----------------------------------|--------|--------|---------|---------|---------|----------|----------|----------|---------|---------|--------|---------|-------------|
| Donell Nixon, R<br>OBP: 0.276, SLG: 0.268<br>(1, 8)<br>(5, 9)   | 0-3<br>K                              |                                  | 4-2<br>BB                    |                                  | 4-1<br>HR<br>BB               |                                  | 2-2<br>1B<br>G4-3<br>1B       | 0-3<br>K                         |                               | 3 2 1 0 2 2 1                    | <b>San Francisco Giants @ New York Mets</b><br>Shea Stadium, Flushing, NY<br>Sun May 21 1989, 3:33 AM EDT<br>Att. 44,660 - Cloudy |                              |                                  |                               |                                  |                                |   |  |   |                                  |                                    |                                  |        |        |         |         |         |          |          |          |         |         |        |         |             |
| Robby Thompson, R<br>OBP: 0.323, SLG: 0.412<br>(1, 4)   | 2-1<br>L5                             |                                  | 1-0<br>F8                    |                                  | 1-0<br>HR<br>1-H              |                                  | 2-1<br>G4-3<br>1-2            | 1-3<br>K                         |                               | 5 1 1 2 0 1 3                    |   |                              |                                  |                               |                                  |                                |   |  |   |                                  |                                    |                                  |        |        |         |         |         |          |          |          |         |         |        |         |             |
| Will Clark, L<br>OBP: 0.451, SLG: 0.622<br>(1, 3)   | 2-2<br>G4-3                           |                                  |                              |                                  | 1-2<br>1B                     |                                  | 1-2<br>1B<br>E<br>1B          |                                  |                               | 5 1 2 1 0 2 0                    |   |                              |                                  |                               |                                  |                                |   |  |   |                                  |                                    |                                  |        |        |         |         |         |          |          |          |         |         |        |         |             |
| Kevin Mitchell, R<br>OBP: 0.388, SLG: 0.702<br>(1, 7)   |                                       | 0-0<br>HR                        |                              |                                  | 2-2<br>1B<br>G5-4-3<br>1B     |                                  | 0-0<br>E<br>1B                |                                  |                               | 5 3 4 1 0 0 0                    |   |                              |                                  |                               |                                  |                                |   |  |   |                                  |                                    |                                  |        |        |         |         |         |          |          |          |         |         |        |         |             |
| Candy Maldonado, R<br>OBP: 0.289, SLG: 0.308<br>Jeff Brantley, R<br>(5, 1)  |                                       | 2-3<br>K                         |                              |                                  | 0-0<br>E5<br>1B               |                                  | 0-0<br>E6<br>BB<br>2B         |                                  |                               | 3 0 0 0 0 1 3                    |   |                              |                                  |                               |                                  |                                |   |  |   |                                  |                                    |                                  |        |        |         |         |         |          |          |          |         |         |        |         |             |
| Atlee Hammaker, S<br>OBP: 0.500, SLG: 0.500<br>Ken Oberkfell, L<br>OBP: 0.158, SLG: 0.154<br>(7, PH)<br>(7, 5)  |                                       |                                  |                              |                                  | 2-3<br>1B                     |                                  | 2-3<br>2B<br>3-H              |                                  |                               | 0 0 0 0 0 0 0                    |   |                              |                                  |                               |                                  |                                |   |  |   |                                  |                                    |                                  |        |        |         |         |         |          |          |          |         |         |        |         |             |
| Ed Jurak, R<br>OBP: 0.324, SLG: 0.265<br>Ernest Riles, L<br>OBP: 0.372, SLG: 0.458<br>(6, PH)<br>(6, 5)   |                                       | 2-0<br>G4-3                      |                              |                                  | 1-2<br>1B<br>3-H              |                                  | 4-2<br>G6-3                   |                                  |                               | 2 0 1 1 0 0 0                    |   |                              |                                  |                               |                                  |                                |   |  |   |                                  |                                    |                                  |        |        |         |         |         |          |          |          |         |         |        |         |             |
| Craig Lefferts, L<br>(7, 1)   |                                       |                                  |                              |                                  | 1-2<br>1B                     |                                  | 1-2<br>2B<br>BB               |                                  |                               | 1 1 0 0 1 0 0                    |   |                              |                                  |                               |                                  |                                |   |  |   |                                  |                                    |                                  |        |        |         |         |         |          |          |          |         |         |        |         |             |
| Kirt Manwaring, R<br>OBP: 0.286, SLG: 0.276<br>Terry Kennedy, L<br>OBP: 0.318, SLG: 0.406<br>(7, PH)<br>(7, 2)  |                                       | 0-3<br>K                         |                              |                                  | 1-3<br>K                      |                                  | 0-1<br>G5-3                   |                                  |                               | 0 0 0 0 0 0 0                    |   |                              |                                  |                               |                                  |                                |   |  |   |                                  |                                    |                                  |        |        |         |         |         |          |          |          |         |         |        |         |             |
| Jose Uribe, S<br>OBP: 0.265, SLG: 0.286<br>(1, 6)   |                                       |                                  |                              |                                  | 1-3<br>F9                     |                                  | 0-1<br>F8                     |                                  |                               | 3 0 0 0 0 2 2                    |   |                              |                                  |                               |                                  |                                |   |  |   |                                  |                                    |                                  |        |        |         |         |         |          |          |          |         |         |        |         |             |
| Scott Garrelts, R<br>OBP: 0.200, SLG: 0.263<br>Brett Butler, L<br>OBP: 0.390, SLG: 0.378<br>(1, 1)<br>(5, 8)  |                                       |                                  |                              |                                  | 2-3<br>K                      |                                  | 1-3<br>K                      |                                  |                               | 1 1 1 3 0 0 0                    |   |                              |                                  |                               |                                  |                                |   |  |   |                                  |                                    |                                  |        |        |         |         |         |          |          |          |         |         |        |         |             |
|   |                                       |                                  |                              |                                  |                               |                                  | 0-1<br>F7                     |                                  |                               | 4 0 1 1 0 1 2                    |   |                              |                                  |                               |                                  |                                |   |  |   |                                  |                                    |                                  |        |        |         |         |         |          |          |          |         |         |        |         |             |
|   |                                       |                                  |                              |                                  |                               |                                  | 3-H<br>1B                     |                                  |                               | 2 0 0 0 0 2 0                    |   |                              |                                  |                               |                                  |                                |   |  |   |                                  |                                    |                                  |        |        |         |         |         |          |          |          |         |         |        |         |             |
|   |                                       |                                  |                              |                                  |                               |                                  | CS<br>1B                      |                                  |                               | 2 0 1 0 0 0 0                    |   |                              |                                  |                               |                                  |                                |   |  |   |                                  |                                    |                                  |        |        |         |         |         |          |          |          |         |         |        |         |             |
| <b>Inning Stats</b>   | R: 0<br>E: 0<br>K: 1<br>S: 8          | H: 0<br>LOB: 0<br>BB: 0<br>P: 12 | R: 1<br>E: 0<br>K: 2<br>S: 8 | H: 1<br>LOB: 0<br>BB: 0<br>P: 12 | R: 0<br>E: 0<br>K: 2<br>S: 10 | H: 0<br>LOB: 1<br>BB: 1<br>P: 18 | R: 1<br>E: 1<br>K: 2<br>S: 15 | H: 2<br>LOB: 2<br>BB: 0<br>P: 21 | R: 2<br>E: 0<br>K: 1<br>S: 13 | H: 3<br>LOB: 1<br>BB: 1<br>P: 22 |   | R: 0<br>E: 0<br>K: 0<br>S: 7 | H: 0<br>LOB: 0<br>BB: 0<br>P: 11 | R: 6<br>E: 1<br>K: 0<br>S: 20 | H: 5<br>LOB: 0<br>BB: 1<br>P: 29 | R: 0<br>E: 0<br>K: 2<br>S: 8   | H: 1<br>LOB: 0<br>BB: 0<br>P: 11            | R: 0<br>E: 0<br>K: 1<br>S: 8                       | H: 0<br>LOB: 0<br>BB: 0<br>P: 10              | 1B: 8<br>2B: 2<br>3B: 0<br>HR: 2 | SF: 0<br>SAC: 0<br>DP: 1<br>HBP: 0 | WP: 0<br>PB: 0<br>SB: 0<br>CS: 2 | PA: 42 |        |         |         |         |          |          |          |         |         |        |         |             |
| <b>PITCHER</b><br>Sid Fernandez, L<br>ERA: 3.26<br>Terry Leach, R<br>ERA: 1.17<br>Roger McDowell, R<br>ERA: 2.89<br>Don Aase, R<br>ERA: 1.13<br>Rick Aguilera, R<br>ERA: 1.08 | IP<br>4.1<br>2.0<br>0.1<br>0.1<br>1.0 | WLS<br><br>L<br><br>             | BF<br>21<br>7<br>6<br>1<br>3 | H<br>5<br>2<br>3<br>1            | R<br>4<br>1<br>4<br>1<br>0    | ER<br>4<br>1<br>0<br>0<br>0      | SO<br>8<br>0<br>0<br>0<br>2   | BB<br>2<br>0<br>1<br>0<br>0      | IBB<br>0<br>0<br>0<br>0<br>0  | HBP<br>0<br>0<br>0<br>0<br>0     |   | BLK<br>0<br>0<br>0<br>0<br>0 | WP<br>0<br>0<br>0<br>0<br>0      | HR<br>2<br>0<br>0<br>0<br>0   | S<br>50<br>15<br>13<br>3<br>8    | P<br>79<br>23<br>19<br>4<br>11 | ERA<br>8.31<br>4.50<br>0.00<br>0.00<br>0.00 | WHIP<br>1.615<br>1.000<br>12.000<br>3.000<br>1.000 | <b>PITCHER</b><br>Randy Myers, L<br>ERA: 0.75 | IP<br>1.0<br>9.1                 | WLS<br><br>                        | BF<br>3                          | H<br>0 | R<br>0 | ER<br>0 | SO<br>1 | BB<br>0 | IBB<br>0 | HBP<br>0 | BLK<br>0 | WP<br>0 | HR<br>0 | S<br>8 | P<br>10 | ERA<br>0.00 |

livebaseballscorecards.com

|            |           |
|------------|-----------|
| <b>AB</b>  | <b>38</b> |
| <b>R</b>   | <b>10</b> |
| <b>H</b>   | <b>12</b> |
| <b>RBI</b> | <b>9</b>  |
| <b>BB</b>  | <b>3</b>  |
| <b>SO</b>  | <b>11</b> |
| <b>LOB</b> | <b>12</b> |





| Batter   | 1                          | 2         | 3                       | 4           | 5                    | 6               | 7                        | 8         | 9           | AB | R | H | RBI | BB | SO | LOB |
|--|----------------------------|-----------|-------------------------|-------------|----------------------|-----------------|--------------------------|-----------|-------------|----|---|---|-----|----|----|-----|
| <b>Lee Mazzilli, S</b><br>OBP: 0.375, SLG: 0.294<br>(1, 3)   | 4-0<br>WP<br>S<br>1B<br>BB | 1-0<br>P5 |                         | 2-1<br>F7   |                      | 0-2<br>P5       | 0-3<br>K                 |           |             | 4  | 1 | 0 | 0   | 1  | 1  | 3   |
| <b>Lenny Dykstra, L</b><br>OBP: 0.373, SLG: 0.414<br>(1, 8)  | 4-2<br>WP<br>1B<br>BB      | 2-2<br>F9 |                         | 0-1<br>G4-3 |                      | 0-1<br>S<br>1B  |                          | 0-0<br>F9 |             | 4  | 1 | 1 | 0   | 1  | 0  | 1   |
| <b>Howard Johnson, S</b><br>OBP: 0.374, SLG: 0.528<br><b>Kevin Elster, R</b><br>OBP: 0.298, SLG: 0.313<br>(1, 6)<br>(5, 6)   | 3-2<br>1B<br>2B            |           | 1-0<br>F7               |             | 4-0<br>1B<br>E<br>BB | 4-2<br>BB       |                          | 0-1<br>F8 |             | 2  | 1 | 1 | 2   | 0  | 0  | 0   |
| <b>Darryl Strawberry, L</b><br>OBP: 0.327, SLG: 0.526<br><b>Randy Myers, L</b><br>(1, 9)<br>(9, 1)   | 0-1<br>1B<br>2B            |           | 4-1<br>G5-3<br>1B<br>BB |             | 0-0<br>F9            | 0-0<br>L4       |                          | 0-0<br>L3 |             | 4  | 1 | 1 | 1   | 1  | 0  | 3   |
| <b>Kevin McReynolds, R</b><br>OBP: 0.346, SLG: 0.399<br>(1, 7)   | 3-3<br>K                   |           | 1-2<br>G5-3             |             | 0-3<br>K             |                 | 0-3<br>K                 |           | 0-1<br>G4-3 | 5  | 0 | 0 | 0   | 0  | 3  | 3   |
| <b>Dave Magadan, L</b><br>OBP: 0.318, SLG: 0.417<br>(1, 5)   | 2-2<br>F7                  |           | 2-1<br>FC5-4<br>1B      |             | 0-0<br>E<br>1B       | 1-3<br>1B       | 1-1<br>FC5-4<br>1B       |           | 0-3<br>K    | 5  | 0 | 3 | 1   | 0  | 1  | 1   |
| <b>Tim Teufel, R</b><br>OBP: 0.364, SLG: 0.277<br>(1, 4)   | 4-0<br>BB                  |           | 1-2<br>FC5-4            |             | 2-2<br>E6<br>FC6-4   | 1-2<br>1B       | 3-2<br>FC5-4<br>1B<br>2B |           | 0-0<br>P3   | 4  | 1 | 0 | 0   | 1  | 0  | 3   |
| <b>Barry Lyons, R</b><br>OBP: 0.321, SLG: 0.438<br>(1, 2)  | 1-1<br>P3                  |           | 2-2<br>F7               |             | 1-2<br>FC6-4         | 3-2<br>2B<br>1B | 3-2<br>2B<br>1B          |           |             | 4  | 0 | 1 | 0   | 0  | 0  | 4   |
| <b>Sid Fernandez, L</b><br>OBP: 0.236, SLG: 0.353<br><b>Terry Leshch, R</b><br><b>Roger McDowell, R</b><br><b>Don Aase, R</b><br><b>Mookie Wilson, S</b><br>OBP: 0.206, SLG: 0.280<br><b>Rick Aguilera, R</b><br><b>Mark Carreon, R</b><br>OBP: 0.286, SLG: 0.167<br>(1, 1)<br>(5, 1)<br>(7, 1)<br>(7, 1)<br>(7, PH)<br>(8, 1)<br>(9, 9) |                            | 0-1<br>P6 |                         | 2-2<br>2B   |                      | 1-3<br>K        | 0-0<br>2B                |           |             | 2  | 0 | 1 | 0   | 0  | 0  | 0   |


| Inning Stats                          | R: 3   | H: 2 | E: 0 | K: 1 | S: 18 | LOB: 2 | BB: 3 | P: 39 | R: 0 | H: 0 | E: 0 | K: 0 | S: 6 | LOB: 0 | BB: 0 | P: 9 | R: 1  | H: 1 | E: 0 | K: 0 | S: 11 | LOB: 1 | BB: 1 | P: 20 | R: 0 | H: 1 | E: 0 | K: 0 | S: 11 | LOB: 1 | BB: 0 | P: 17 | R: 1 | H: 1 | E: 1 | K: 1 | S: 11 | LOB: 2 | BB: 1 | P: 18 | R: 0 | H: 1 | E: 0 | K: 1 | S: 13 | LOB: 2 | BB: 1 | P: 17 | R: 1 | H: 3 | E: 0 | K: 2 | S: 17 | LOB: 2 | BB: 0 | P: 24 | R: 0 | H: 0 | E: 0 | K: 0 | S: 4 | LOB: 0 | BB: 0 | P: 4 | R: 0 | H: 0 | E: 0 | K: 1 | S: 6 | LOB: 0 | BB: 0 | P: 6 | 1B: 6 | 2B: 3 | 3B: 0 | HR: 0 | SF: 0 | SAC: 0 | DP: 0 | HBP: 0 | WP: 1 | PB: 0 | SB: 2 | CS: 0 | PA: 43 |
|---------------------------------------|--------|------|------|------|-------|--------|-------|-------|------|------|------|------|------|--------|-------|------|-------|------|------|------|-------|--------|-------|-------|------|------|------|------|-------|--------|-------|-------|------|------|------|------|-------|--------|-------|-------|------|------|------|------|-------|--------|-------|-------|------|------|------|------|-------|--------|-------|-------|------|------|------|------|------|--------|-------|------|------|------|------|------|------|--------|-------|------|-------|-------|-------|-------|-------|--------|-------|--------|-------|-------|-------|-------|--------|
| <b>SCOUTING</b>                       | IP     | WLS  | BF   | H    | R     | ER     | SO    | BB    | IBB  | HBP  | BLK  | WP   | HR   | S      | P     | ERA  | WHIP  |      |      |      |       |        |       |       |      |      |      |      |       |        |       |       |      |      |      |      |       |        |       |       |      |      |      |      |       |        |       |       |      |      |      |      |       |        |       |       |      |      |      |      |      |        |       |      |      |      |      |      |      |        |       |      |       |       |       |       |       |        |       |        |       |       |       |       |        |
| <b>Scott Garrelts, R</b><br>ERA: 2.7  | (1, 1) | 4.2  |      | 5    | 5     | 4      | 2     | 5     | 0    | 0    | 0    | 1    | 0    | 51     | 94    | 7.71 | 2.143 |      |      |      |       |        |       |       |      |      |      |      |       |        |       |       |      |      |      |      |       |        |       |       |      |      |      |      |       |        |       |       |      |      |      |      |       |        |       |       |      |      |      |      |      |        |       |      |      |      |      |      |      |        |       |      |       |       |       |       |       |        |       |        |       |       |       |       |        |
| <b>Jeff Brantley, R</b><br>ERA: 3.25  | (5, 1) | 1.0  | 6    | 1    | 0     | 0      | 1     | 1     | 0    | 0    | 0    | 0    | 0    | 18     | 25    | 0.00 | 2.000 |      |      |      |       |        |       |       |      |      |      |      |       |        |       |       |      |      |      |      |       |        |       |       |      |      |      |      |       |        |       |       |      |      |      |      |       |        |       |       |      |      |      |      |      |        |       |      |      |      |      |      |      |        |       |      |       |       |       |       |       |        |       |        |       |       |       |       |        |
| <b>Atlee Hammaker, L</b><br>ERA: 3.41 | (6, 1) | 0.1  | W    | 1    | 0     | 0      | 0     | 0     | 0    | 0    | 0    | 0    | 0    | 1      | 1     | 0.00 | 0.000 |      |      |      |       |        |       |       |      |      |      |      |       |        |       |       |      |      |      |      |       |        |       |       |      |      |      |      |       |        |       |       |      |      |      |      |       |        |       |       |      |      |      |      |      |        |       |      |      |      |      |      |      |        |       |      |       |       |       |       |       |        |       |        |       |       |       |       |        |
| <b>Craig Lefferts, L</b><br>ERA: 1.65 | (7, 1) | 3.0  | S    | 12   | 3     | 1      | 3     | 0     | 0    | 0    | 0    | 0    | 0    | 27     | 34    | 3.00 | 1.000 |      |      |      |       |        |       |       |      |      |      |      |       |        |       |       |      |      |      |      |       |        |       |       |      |      |      |      |       |        |       |       |      |      |      |      |       |        |       |       |      |      |      |      |      |        |       |      |      |      |      |      |      |        |       |      |       |       |       |       |       |        |       |        |       |       |       |       |        |

**BOTTOM**

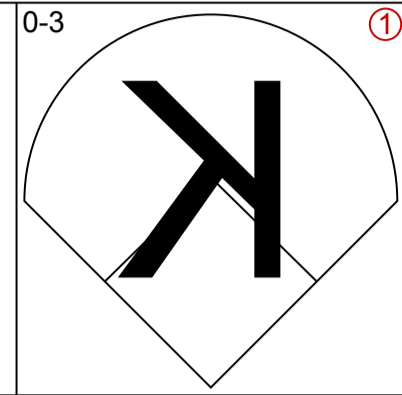
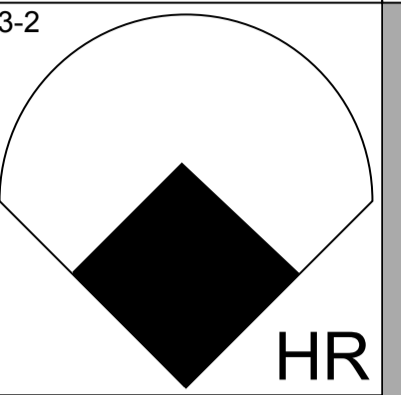
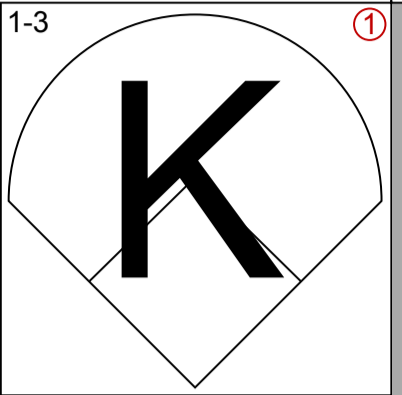
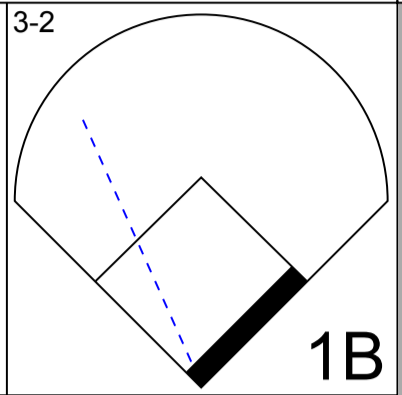
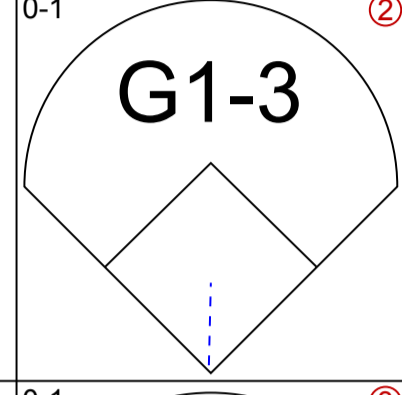
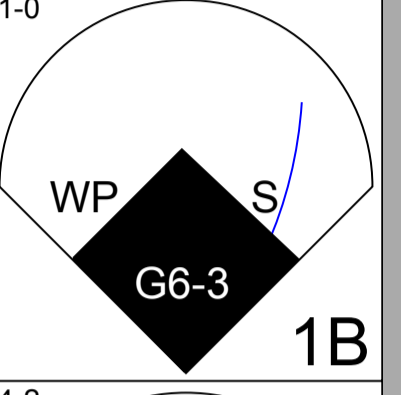
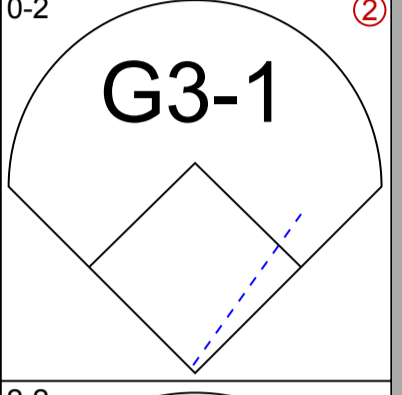
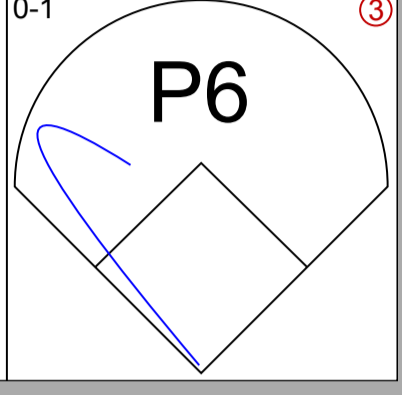
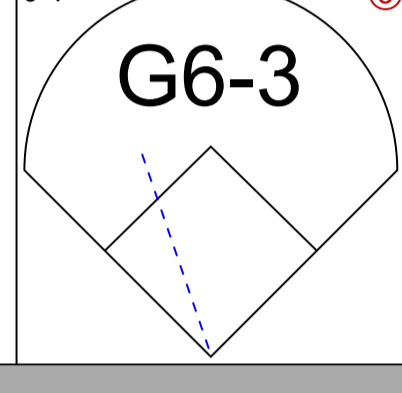
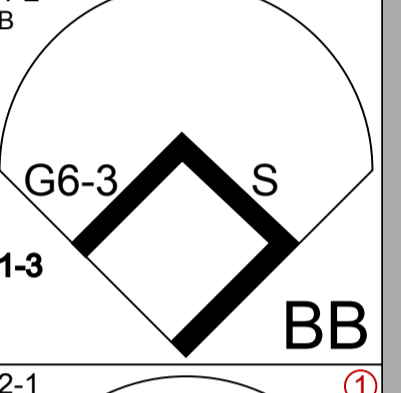
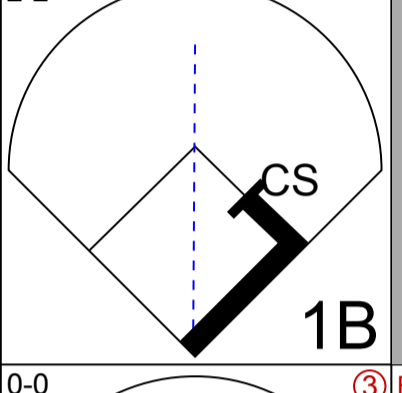
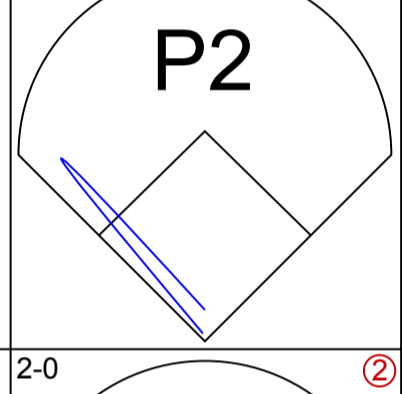
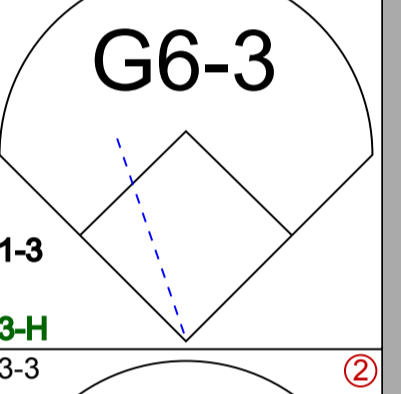
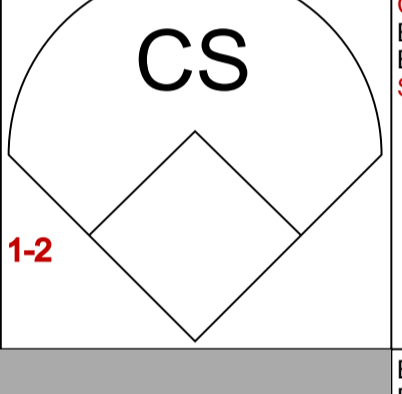
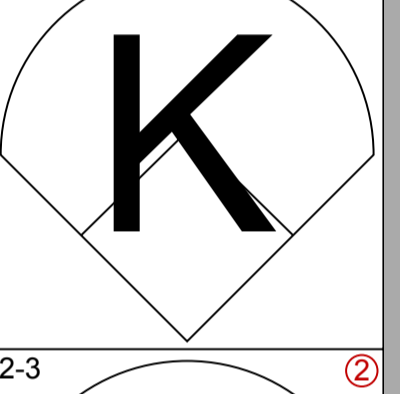
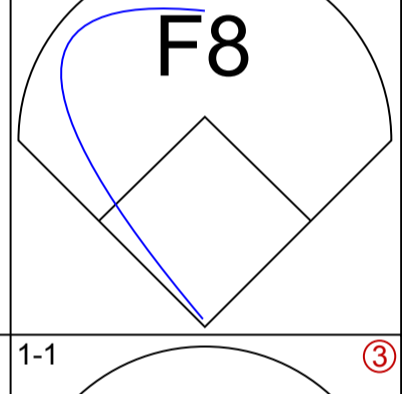
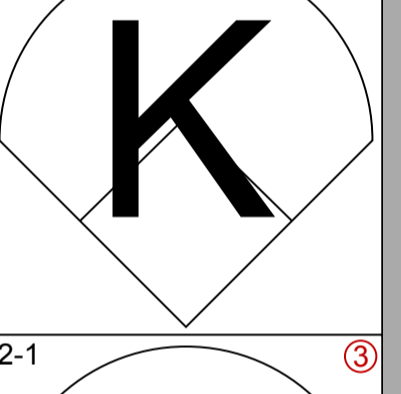
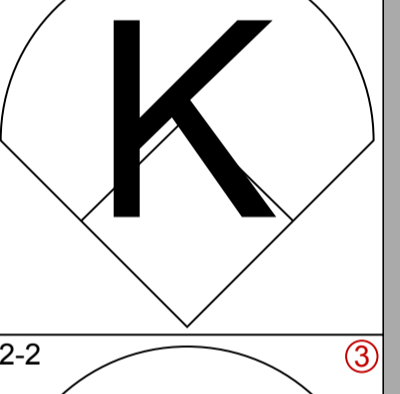
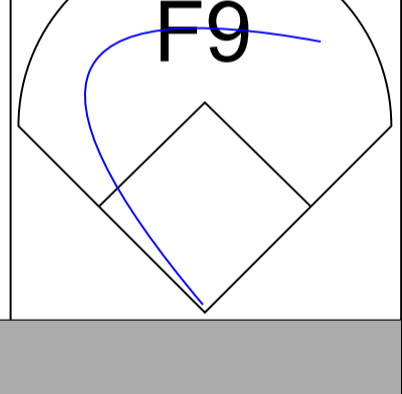
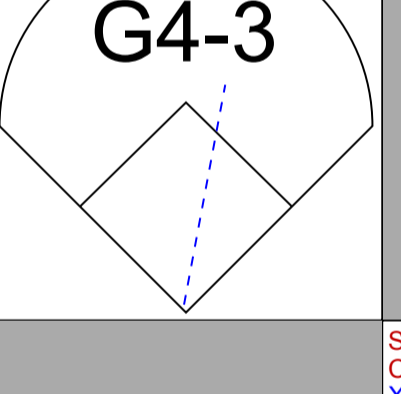
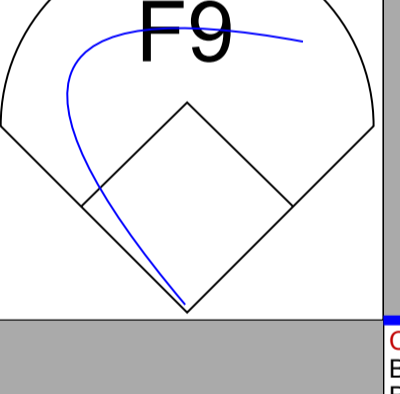
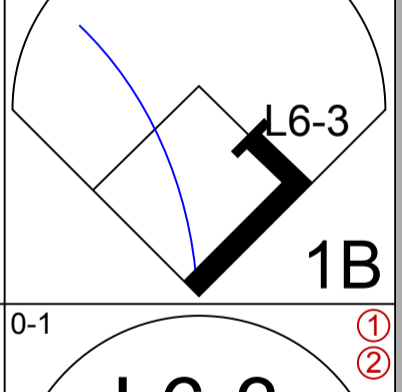
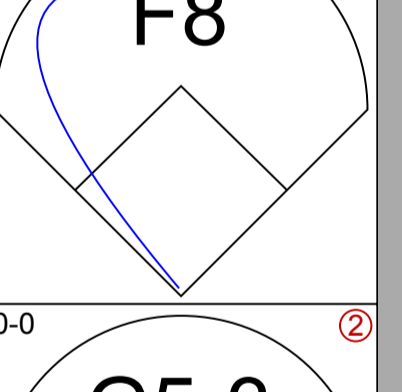
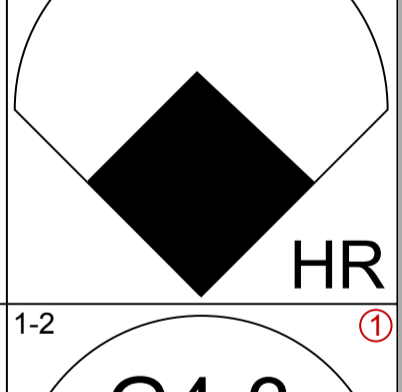
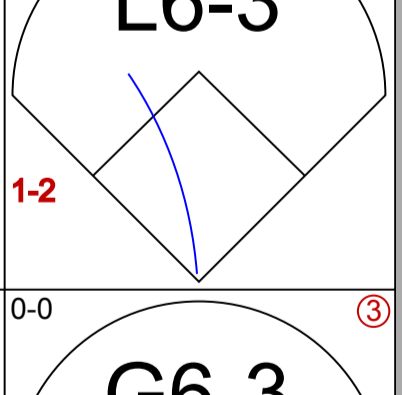
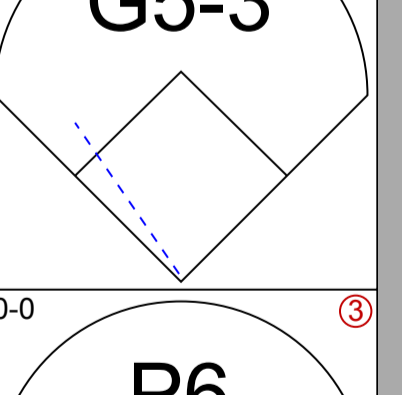
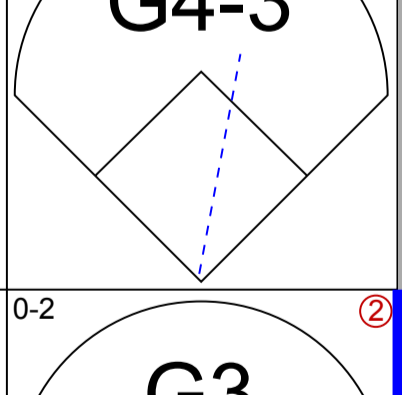
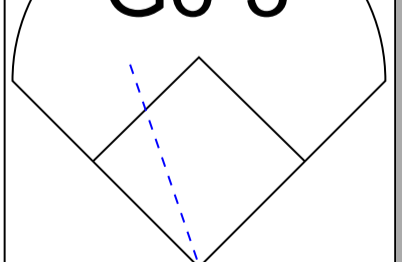
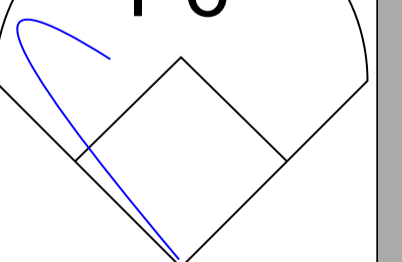
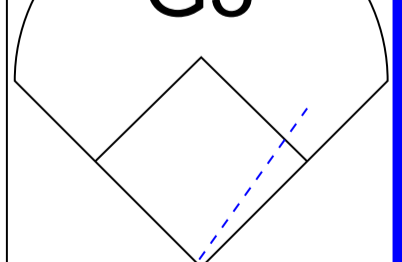
**San Francisco Giants @ New York Mets**  
Shea Stadium, Flushing, NY

Sun May 21 1989, 3:33 AM EDT  
Att: 44,660 - Cloudy

|            |           |
|------------|-----------|
| <b>AB</b>  | <b>37</b> |
| <b>R</b>   | <b>6</b>  |
| <b>H</b>   | <b>9</b>  |
| <b>RBI</b> | <b>5</b>  |
| <b>BB</b>  | <b>6</b>  |
| <b>SO</b>  | <b>6</b>  |
| <b>LOB</b> | <b>18</b> |





| Batter  | 1   | 2 | 3   | 4  | 5   | 6   | 7   | 8   | 9 |
|---|---|---|---|--|---|---|---|---|---|
| <b>John Kruk, L</b><br>OBP: 0.342, SLG: 0.349 (1, 7)                                | 0-3<br>      |   |   | 3-2<br> HR            |   | 1-3<br> K      |   | 3-2<br> 1B     |   |
| <b>Roberto Alomar, S</b><br>OBP: 0.308, SLG: 0.317 (1, 4)                           | 0-1<br> G1-3 |   |   | 1-0<br> WP G6-3 1B    |   | 0-2<br> G3-1   |   | 0-1<br> P6     |   |
| <b>Tony Gwynn, L</b><br>OBP: 0.365, SLG: 0.422 (1, 8)                               | 0-1<br> G6-3 |   |   | 4-2<br> G6-3 S 1-3 BB |   | 2-2<br> CS 1B  |   |   |   |
| <b>Jack Clark, R</b><br>OBP: 0.391, SLG: 0.356 (1, 9)                               |   |   | 1-2<br> P2         | 2-1<br> G6-3 1-3 3-H  |   | 0-0<br> CS 1-2 | 2-3<br> K    |   |   |
| <b>Rob Nelson, L</b><br>OBP: 0.310, SLG: 0.316 (1, 3)                               |   |   | 2-0<br> F8       | 3-3<br> K           |   |   | 2-3<br> K  |   |   |
| <b>Benito Santiago, R</b><br>OBP: 0.252, SLG: 0.341 (1, 2)                          |   |   | 1-1<br> F9       | 2-1<br> G4-3        |   |   | 2-2<br> F9 |   |   |
| <b>Luis Salazar, R</b><br>OBP: 0.274, SLG: 0.355 (1, 5)                             |   |   | 1-1<br> L6-3 1B  |  | 0-2<br> F8   |   |   | 2-2<br> HR   |   |
| <b>Garry Templeton, S</b><br>OBP: 0.264, SLG: 0.336 (1, 6)                          |   |   | 0-1<br> L6-3 1-2 |  | 0-0<br> G5-3 |   |   | 1-2<br> G4-3 |   |
| <b>Eric Show, R</b><br>OBP: 0.174, SLG: 0.174 (1, 1)<br><b>Mark Davis, L</b> (9, 1) |   |   | 0-0<br> G6-3     |  | 0-0<br> P6   |   |   | 0-2<br> G3   |   |


| AB | R | H | RBI | BB | SO | LOB |
|----|---|---|-----|----|----|-----|
| 4  | 1 | 2 | 1   | 0  | 2  | 0   |
| 4  | 1 | 1 | 0   | 0  | 0  | 1   |
| 2  | 0 | 1 | 0   | 1  | 0  | 0   |
| 3  | 0 | 0 | 1   | 0  | 1  | 1   |
| 3  | 0 | 0 | 0   | 0  | 2  | 1   |
| 3  | 0 | 0 | 0   | 0  | 0  | 1   |
| 3  | 1 | 2 | 1   | 0  | 0  | 0   |
| 3  | 0 | 0 | 0   | 0  | 0  | 1   |
| 3  | 0 | 0 | 0   | 0  | 0  | 0   |
| 0  | 0 | 0 | 0   | 0  | 0  | 0   |

**BOTTOM**

**New York Mets @ San Diego Padres**  
**Jack Murphy Stadium, San Diego, CA**  
 Tue May 23 1989, 10:05 PM EDT  
 Att: 32,678 - Unknown - 67 F

livebaseballscorecards.com

|            |           |
|------------|-----------|
| <b>AB</b>  | <b>28</b> |
| <b>R</b>   | <b>3</b>  |
| <b>H</b>   | <b>6</b>  |
| <b>RBI</b> | <b>3</b>  |
| <b>BB</b>  | <b>1</b>  |
| <b>SO</b>  | <b>5</b>  |
| <b>LOB</b> | <b>5</b>  |



| Inning Stats |  | R: 0 | H: 0   | R: 0 | H: 0   | R: 0 | H: 1   | R: 2  | H: 2   | R: 0 | H: 0   | R: 0 | H: 1   | R: 0 | H: 0   | R: 1  | H: 2   |
|--------------|--|------|--------|------|--------|------|--------|-------|--------|------|--------|------|--------|------|--------|-------|--------|
|              |  | E: 0 | LOB: 0 | E: 0 | LOB: 0 | E: 0 | LOB: 0 | E: 0  | LOB: 1 | E: 0 | LOB: 0 | E: 0 | LOB: 0 | E: 0 | LOB: 0 | E: 0  | LOB: 1 |
|              |  | K: 1 | BB: 0  | K: 0 | BB: 0  | K: 1 | BB: 0  | K: 1  | BB: 1  | K: 0 | BB: 0  | K: 2 | BB: 0  | K: 1 | BB: 0  | K: 0  | BB: 0  |
|              |  | S: 8 | P: 8   | S: 6 | P: 10  | S: 5 | P: 6   | S: 18 | P: 33  | S: 5 | P: 5   | S: 9 | P: 12  | S: 9 | P: 15  | S: 16 | P: 22  |

| PITCHER                 |        | IP  | WLS | BF | H | R | ER | SO | BB | IBB | HBP | BLK | WP | HR | S  | P  | ERA  | WHIP  |
|-------------------------|--------|-----|-----|----|---|---|----|----|----|-----|-----|-----|----|----|----|----|------|-------|
| <b>Dwight Gooden, R</b> | (1, 1) | 7.0 | L   | 24 | 4 | 2 | 2  | 5  | 1  | 0   | 0   | 0   | 1  | 1  | 60 | 89 | 2.57 | 0.714 |
| <b>Don Aase, R</b>      | (8, 1) | 1.0 |     | 5  | 2 | 1 | 1  | 0  | 0  | 0   | 0   | 0   | 0  | 1  | 16 | 22 | 9.00 | 2.000 |

| Batter  | 1                             | 2                                | 3                            | 4                                   | 5                             | 6                                | 7                             | 8                                | 9                             | AB R H RBI BB SO LOB                            | TOP                          |                                  |                              |                                 |                               |                                  |                               |                                  |                                  |                                    |                                  |        |  |  |  |
|---|-------------------------------|----------------------------------|------------------------------|-------------------------------------|-------------------------------|----------------------------------|-------------------------------|----------------------------------|-------------------------------|---|------------------------------|----------------------------------|------------------------------|---------------------------------|-------------------------------|----------------------------------|-------------------------------|----------------------------------|----------------------------------|------------------------------------|----------------------------------|--------|--|--|--|
| Mookie Wilson, S<br>OBP: 0.204, SLG: 0.283<br>(1, 8)  | 2-3<br>K                      |                                  | 0-1<br>P6                    |                                     | 2-3<br>K                      |                                  | 0-0<br>G1-3                   |                                  | 0-0<br>G4-3<br>2B             | 5 0 1 0 0 2 0                                   |                              |                                  |                              |                                 |                               |                                  |                               |                                  |                                  |                                    |                                  |        |  |  |  |
| Gregg Jefferies, S<br>OBP: 0.221, SLG: 0.262<br>(1, 4)  | 1-2<br>E<br>1B                |                                  | 0-2<br>G6-3                  |                                     | 0-2<br>2B<br>1B               |                                  | 0-0<br>G5-3                   |                                  | 0-1<br>G4-3                   | 5 1 2 0 0 0 1                                   |                              |                                  |                              |                                 |                               |                                  |                               |                                  |                                  |                                    |                                  |        |  |  |  |
| Howard Johnson, S<br>OBP: 0.365, SLG: 0.522<br>(1, 5)   | 1-0<br>P2                     |                                  | 2-2<br>L5                    |                                     | 0-0<br>1-H<br>2B              |                                  | 1-0<br>G5-3                   |                                  | 3-3<br>K                      | 5 0 1 1 0 1 2                                   |                              |                                  |                              |                                 |                               |                                  |                               |                                  |                                  |                                    |                                  |        |  |  |  |
| Darryl Strawberry, L<br>OBP: 0.308, SLG: 0.493<br>(1, 9)  | 1-1<br>E3<br>1-3              |                                  |                              | 2-1<br>G3                           | 0-2<br>F9                     |                                  |                               | 3-3<br>K                         | 0-0<br>G3-1                   | 5 0 0 0 0 1 3                                   |                              |                                  |                              |                                 |                               |                                  |                               |                                  |                                  |                                    |                                  |        |  |  |  |
| Kevin McReynolds, R<br>OBP: 0.347, SLG: 0.417<br>(1, 7)   | 2-1<br>F7                     |                                  |                              | 2-2<br>E<br>1B                      |                               | 0-1<br>F8                        |                               | 1-0<br>HR                        |                               | 4 1 2 1 0 0 2                                   |                              |                                  |                              |                                 |                               |                                  |                               |                                  |                                  |                                    |                                  |        |  |  |  |
| Tim Teufel, R<br>OBP: 0.370, SLG: 0.279<br>(1, 3)   |                               | 0-1<br>FC6-4<br>1B               |                              | 1-3<br>K                            |                               | 1-1<br>G1-3                      |                               | 4-2<br>S<br>BB                   |                               | 3 0 1 0 1 1 1                                   |                              |                                  |                              |                                 |                               |                                  |                               |                                  |                                  |                                    |                                  |        |  |  |  |
| Barry Lyons, R<br>OBP: 0.344, SLG: 0.446<br>(1, 2)  |                               | 0-0<br>F9                        |                              | 1 SAFE<br>0-0<br>E6<br>FC6-4<br>1-2 |                               | 3-1<br>1B                        |                               | 1-3<br>K                         |                               | 4 0 1 0 0 1 3                                   |                              |                                  |                              |                                 |                               |                                  |                               |                                  |                                  |                                    |                                  |        |  |  |  |
| Kevin Elster, R<br>OBP: 0.285, SLG: 0.303<br>(1, 6)   |                               | 1 SAFE<br>0-0<br>FC6-4<br>1-2f   |                              | 0-1<br>FC6-4<br>1-2f                |                               | 0-0<br>G3-1                      |                               | 4-0<br>IBB                       |                               | 3 0 0 0 1 0 4                                   |                              |                                  |                              |                                 |                               |                                  |                               |                                  |                                  |                                    |                                  |        |  |  |  |
| Ron Darling, R<br>OBP: 0.100, SLG: 0.150<br>Mark Carreon, R<br>OBP: 0.375, SLG: 0.714<br>Rick Aguilera, R<br>(7, 1) |                               | 1-3<br>K                         |                              |                                     | 0-0<br>P4                     |                                  | 1-0<br>HR                     | 3-3<br>K                         |                               | 2 0 0 0 0 1 1<br>1 1 1 1 0 0 0<br>1 0 0 0 0 1 2 |                              |                                  |                              |                                 |                               |                                  |                               |                                  |                                  |                                    |                                  |        |  |  |  |
| <b>Inning Stats</b>   | R: 0<br>E: 1<br>K: 1<br>S: 11 | H: 1<br>LOB: 2<br>BB: 0<br>P: 18 | R: 0<br>E: 0<br>K: 1<br>S: 7 | H: 1<br>LOB: 1<br>BB: 0<br>P: 8     | R: 0<br>E: 0<br>K: 0<br>S: 10 | H: 0<br>LOB: 0<br>BB: 0<br>P: 12 | R: 0<br>E: 1<br>K: 1<br>S: 11 | H: 1<br>LOB: 2<br>BB: 0<br>P: 16 | R: 1<br>E: 0<br>K: 1<br>S: 11 | H: 2<br>LOB: 1<br>BB: 0<br>P: 13                | R: 0<br>E: 0<br>K: 0<br>S: 7 | H: 1<br>LOB: 1<br>BB: 0<br>P: 11 | R: 1<br>E: 0<br>K: 0<br>S: 4 | H: 1<br>LOB: 0<br>BB: 0<br>P: 6 | R: 1<br>E: 0<br>K: 3<br>S: 16 | H: 1<br>LOB: 2<br>BB: 2<br>P: 32 | R: 0<br>E: 0<br>K: 1<br>S: 10 | H: 1<br>LOB: 1<br>BB: 0<br>P: 13 | 1B: 5<br>2B: 2<br>3B: 0<br>HR: 2 | SF: 0<br>SAC: 0<br>DP: 0<br>HBP: 0 | WP: 0<br>PB: 0<br>SB: 1<br>CS: 0 | PA: 40 |  |  |  |
| <b>PITCHER</b><br>Bruce Hurst, L<br>ERA: 3.66<br>Greg Harris, R<br>ERA: 1.19  | IP<br>7.0<br>2.0              | WLS<br>L                         | BF<br>30<br>10               | H<br>7<br>2                         | R<br>2<br>1                   | ER<br>2<br>1                     | SO<br>4<br>4                  | BB<br>0<br>1                     | IBB<br>0<br>1                 | HBP<br>0<br>0                                   | BLK<br>0<br>0                | WP<br>0<br>0                     | HR<br>1<br>1                 | S<br>61<br>26                   | P<br>84<br>45                 | ERA<br>2.57<br>4.50              | WHIP<br>1.000<br>1.500        |                                  |                                  |                                    |                                  |        |  |  |  |

New York Mets @ San Diego Padres  
Jack Murphy Stadium, San Diego, CA

Wed May 24 1989, 10:05 PM EDT  
Att: 26,766 - Unknown

livebaseballscorecards.com

|     |    |
|-----|----|
| AB  | 38 |
| R   | 3  |
| H   | 9  |
| RBI | 3  |
| BB  | 2  |
| SO  | 8  |
| LOB | 19 |



| Batter   | 1         | 2                             | 3           | 4                       | 5           | 6                   | 7         | 8                    | 9         | AB | R | H | RBI | BB | SO | LOB |
|--|-----------|-------------------------------|-------------|-------------------------|-------------|---------------------|-----------|----------------------|-----------|----|---|---|-----|----|----|-----|
| <b>John Kruk, L</b><br>OBP: 0.325, SLG: 0.328 (1, 7) X               | 0-0<br>F7 |                               | 2-2<br>G4-3 |                         |             | 3-3<br>K            |           | 1-3<br>K             |           | 4  | 0 | 0 | 0   | 0  | 2  | 0   |
| <b>Roberto Alomar, S</b><br>OBP: 0.307, SLG: 0.316 (1, 4) B X        | 1-0<br>B2 |                               |             | 0-0<br>G1-3             |             | 2-1<br>S<br>1B      |           | 0-1<br>G6-3          |           | 4  | 0 | 1 | 0   | 0  | 0  | 0   |
| <b>Tony Gwynn, L</b><br>OBP: 0.373, SLG: 0.439 (1, 8) B B C X        | 2-1<br>3B |                               |             | 1-2<br>WP<br>1B         |             | 1-0<br>SAFE<br>SAFE |           | 2-1<br>FC6-4<br>1B   |           | 4  | 0 | 3 | 0   | 0  | 0  | 1   |
| <b>Jack Clark, R</b><br>OBP: 0.388, SLG: 0.348 (1, 9) B S C X        | 1-3<br>K  |                               |             | 3-3<br>SAFE<br>1-2<br>K |             | 4-1<br>1-2<br>BB    |           | 0-1<br>FC6-4<br>1-2f |           | 3  | 0 | 0 | 0   | 1  | 2  | 3   |
| <b>Rob Nelson, L</b><br>OBP: 0.326, SLG: 0.300 (1, 3) B B C X        |           | 4-2<br>G6-4-3<br>BB           |             | 4-2<br>BB               |             | 2-3<br>K            |           | 1-3<br>K             |           | 2  | 0 | 0 | 0   | 2  | 2  | 2   |
| <b>Benito Santiago, R</b><br>OBP: 0.252, SLG: 0.338 (1, 2) C B X     |           | 1-1<br>SAFE<br>G6-4-3<br>1-2f |             | 0-0<br>G4-3             |             | 2-3<br>K            |           | 0-1<br>1B<br>1B      |           | 4  | 0 | 1 | 0   | 0  | 1  | 3   |
| <b>Luis Salazar, R</b><br>OBP: 0.282, SLG: 0.360 (1, 5) B X          |           | 1-1<br>CS<br>1B               |             | 0-2<br>G4-3             |             | 1-3<br>K            |           | 0-0<br>1-2<br>1B     |           | 4  | 0 | 2 | 0   | 0  | 1  | 0   |
| <b>Garry Templeton, S</b><br>OBP: 0.264, SLG: 0.333 (1, 6) B         |           | 1-0<br>SAFE<br>SAFE<br>CS     | 1-3<br>K    |                         | 1-3<br>K    |                     | 1-2<br>1B |                      | 2-3<br>K  | 4  | 0 | 1 | 0   | 0  | 3  | 2   |
| <b>Bruce Hurst, L</b><br>OBP: 0.125, SLG: 0.045 (1, 1) B S T X       |           |                               | 1-3<br>K    |                         | 1-0<br>G6-3 |                     | 2-3<br>K  |                      | 0-0<br>F8 | 2  | 0 | 0 | 0   | 0  | 1  | 0   |
| <b>Marvell Wynne, L</b><br>OBP: 0.286, SLG: 0.416 (7, PH) B S T X    |           |                               |             |                         |             |                     |           |                      |           | 1  | 0 | 0 | 0   | 0  | 1  | 1   |
| <b>Greg Harris, R</b><br>(8, 1) B S T X                              |           |                               |             |                         |             |                     |           |                      |           | 0  | 0 | 0 | 0   | 0  | 0  | 0   |
| <b>Carmelo Martinez, R</b><br>OBP: 0.279, SLG: 0.336 (9, PH) B S T X |           |                               |             |                         |             |                     |           |                      |           | 1  | 0 | 0 | 0   | 0  | 0  | 2   |

| Inning Stats |  | R: 0 | H: 1   | R: 0 | H: 1   | R: 0 | H: 0   | R: 0  | H: 1   | R: 0 | H: 0   | R: 0  | H: 1   | R: 0 | H: 1   | R: 0  | H: 2   | 1B: 7 | SF: 0  |
|--------------|--|------|--------|------|--------|------|--------|-------|--------|------|--------|-------|--------|------|--------|-------|--------|-------|--------|
|              |  | E: 0 | LOB: 1 | E: 0 | LOB: 0 | E: 0 | LOB: 0 | E: 0  | LOB: 2 | E: 0 | LOB: 0 | E: 0  | LOB: 2 | E: 0 | LOB: 1 | E: 0  | LOB: 2 | 2B: 0 | SAC: 0 |
|              |  | K: 1 | BB: 0  | K: 0 | BB: 1  | K: 2 | BB: 0  | K: 1  | BB: 1  | K: 3 | BB: 0  | K: 2  | BB: 1  | K: 1 | BB: 0  | K: 2  | BB: 0  | 3B: 1 | DP: 1  |
|              |  | S: 7 | P: 11  | S: 7 | P: 14  | S: 9 | P: 13  | S: 10 | P: 18  | S: 7 | P: 9   | S: 12 | P: 24  | S: 9 | P: 12  | S: 11 | P: 14  | HR: 0 | HBP: 0 |


**BOTTOM**

**New York Mets @ San Diego Padres**  
**Jack Murphy Stadium, San Diego, CA**

Wed May 24 1989, 10:05 PM EDT  
 Att. 26,766 - Unknown

livebaseballscorecards.com

|     |    |
|-----|----|
| AB  | 33 |
| R   | 0  |
| H   | 8  |
| RBI | 0  |
| BB  | 3  |
| SO  | 13 |
| LOB | 14 |



| PITCHER                                     |  | IP  | WLS | BF | H | R | ER | SO | BB | IBB | HBP | BLK | WP | HR | S  | P  | ERA  | WHIP  |
|---|--|-----|-----|----|---|---|----|----|----|-----|-----|-----|----|----|----|----|------|-------|
| <b>Ron Darling, R</b><br>ERA: 4.22 (1, 1)   |  | 6.0 | W   | 23 | 4 | 0 | 0  | 7  | 3  | 0   | 0   | 0   | 1  | 0  | 52 | 89 | 0.00 | 1.167 |
| <b>Rick Aguilera, R</b><br>ERA: 0.96 (7, 1) |  | 3.0 | S   | 13 | 4 | 0 | 0  | 6  | 0  | 0   | 0   | 0   | 0  | 0  | 36 | 48 | 0.00 | 1.333 |

| Batter   | 1   | 2   | 3  | 4   | 5  | 6   | 7   | 8  | 9   | AB R H RBI BB SO LOB                                       | TOP                                     |
|--|---|---|--|---|--|---|---|--|---|--|---|
| Lenny Dykstra, L<br>OBP: 0.365, SLG: 0.402 (1, 8) X              | 0-0<br>G4-3   | 0-1<br>F8   |  |   | 1-1<br>F8  |   |   | 3-2<br>1B  |   | 4 0 1 0 0 0 3  |   |
| Gregg Jefferies, S<br>OBP: 0.215, SLG: 0.254 (1, 4) X            | 0-0<br>G3   |   | 0-1<br>G3-1  |   | 2-0<br>G4-3  |   |   | 0-0<br>F9  |   | 4 0 0 0 0 0 1  |   |
| Howard Johnson, S<br>OBP: 0.356, SLG: 0.507 (1, 5) B S F F C C X | 1-3<br>K  |   | 3-2<br>F9  |   |  | 0-0<br>P4   |   | 0-1<br>P2  |   | 4 0 0 0 0 1 1  |   |
| Darryl Strawberry, L<br>OBP: 0.307, SLG: 0.507 (1, 9) B X        |   | 1-0<br>HR   | 0-0<br>G4-3  |   |  | 0-2<br>G4-3   |   | 0-3<br>K   |   | 4 1 1 1 0 1 1  |   |
| Kevin McReynolds, R<br>OBP: 0.345, SLG: 0.413 (1, 7) B S X C B S |   | 1-2<br>G6-3   |  | 0-0<br>B2   |  | 1-1<br>P3   |   | 2-2<br>CS 1B   |   | 4 0 1 0 0 0 0  |   |
| Dave Magadan, L<br>OBP: 0.342, SLG: 0.433 (1, 3) B X T T U S     |   | 0-2<br>BB 1B  |  | 1-0<br>G4-3   |  |   | 1-2<br>G3   | 3-3<br>1 SAFE  | 3 0 1 0 0 0 0   |  |   |
| Mark Carreon, R<br>OBP: 0.333, SLG: 0.625 (9, PH) X T T U S      |   |   |  |   |  |   |   | 1 SAFE   | 1 0 0 0 0 1 1   |  |   |
| Mackey Sasser, L<br>OBP: 0.289, SLG: 0.440 (1, 2) B X            |   | 0-1<br>BB 1B  |  | 0-1<br>1B   |  |   | 1-0<br>1B   | 4-2<br>1B BB   | 3 0 3 0 0 0 0   |  |   |
| Tim Teufel, R<br>OBP: 0.378, SLG: 0.279 (9, PH) B X              |   | 1-2<br>1B   |  |   |  |   |   | 2-3  | 0 0 0 0 1 0 0   |  |   |
| Keith Miller, R (1, 6) B S C T P                                 |   | 2-3<br>K  |  | 1-3<br>K  |  |   | 3-3<br>K  | 2-2<br>BB 1B   | 2 0 0 0 0 2 3   |  |   |
| Lee Mazzilli, S (7, PH) B S C T P                                |   |   |  |   |  |   |   | 1-2<br>1B  | 1 0 0 0 0 1 1   |  |   |
| Roger McDowell, R (7, 1) B S C T P                               |   |   |  |   |  |   |   | 3-3<br>K   | 0 0 0 0 0 0 0   |  |   |
| Barry Lyons, R (9, PH) B S C T P                                 |   |   |  |   |  |   |   | 1-2<br>1B  | 1 0 1 0 0 0 0   |  |   |
| David Cone, L (1, 1) B S C T P                                   |   | 4-2<br>BB   |  |   | 1-2<br>F6  |   |   | 3-3<br>K   | 1 0 0 0 1 0 0   |  |   |
| Mookie Wilson, S (7, PH) B S C T P                               |   |   |  |   |  |   | 2-0<br>L4   |  | 1 0 0 0 0 0 1   |  |   |
| Kevin Elster, R (7, 6) B S C T P                                 |   |   |  |   |  |   |   |  | 1 0 0 0 0 1 2   |  |   |
| <b>Inning Stats</b>  | R: 0 H: 0<br>E: 0 LOB: 0<br>K: 1 BB: 0<br>S: 6 P: 7   | R: 1 H: 3<br>E: 0 LOB: 3<br>K: 1 BB: 1<br>S: 20 P: 27 | R: 0 H: 0<br>E: 0 LOB: 0<br>K: 0 BB: 0<br>S: 7 P: 10 | R: 0 H: 1<br>E: 0 LOB: 1<br>K: 1 BB: 0<br>S: 7 P: 9 | R: 0 H: 0<br>E: 0 LOB: 0<br>K: 0 BB: 0<br>S: 7 P: 11 | R: 0 H: 0<br>E: 0 LOB: 0<br>K: 0 BB: 0<br>S: 6 P: 7 | R: 0 H: 1<br>E: 0 LOB: 1<br>K: 1 BB: 0<br>S: 10 P: 16 | R: 0 H: 1<br>E: 0 LOB: 1<br>K: 1 BB: 0<br>S: 9 P: 12 | R: 0 H: 2<br>E: 0 LOB: 2<br>K: 2 BB: 1<br>S: 17 P: 30 | 1B: 6 SF: 0<br>2B: 1 SAC: 0<br>3B: 0 DP: 0<br>HR: 1 HBP: 0 | WP: 0 PA: 36<br>PB: 0<br>SB: 1<br>CS: 1 |
| <b>PITCHER</b>   | IP WLS BF H R ER SO BB IBB HBP BLK WP HR S P ERA WHIP |   |  |   |  |   |   |  |   |  |   |
| Ed Whitson, R (1, 1) ERA: 2.27                                   | 7.2 W 30 6 1 1 4 1 0 0 0 0 1 69 96 1.17 0.913         |   |  |   |  |   |   |  |   |  |   |
| Mark Davis, L (8, 1) ERA: 2.2                                    | 1.1 S 6 2 0 0 3 1 0 0 0 0 0 20 33 0.00 2.250          |   |  |   |  |   |   |  |   |  |   |

**New York Mets @ San Diego Padres**  
**Jack Murphy Stadium, San Diego, CA**  
 Thu May 25 1989, 6:33 AM EDT  
 Att. 28,102 - Sunny

[livebaseballscorecards.com](http://livebaseballscorecards.com)

|            |           |
|------------|-----------|
| <b>AB</b>  | <b>34</b> |
| <b>R</b>   | <b>1</b>  |
| <b>H</b>   | <b>8</b>  |
| <b>RBI</b> | <b>1</b>  |
| <b>BB</b>  | <b>2</b>  |
| <b>SO</b>  | <b>7</b>  |
| <b>LOB</b> | <b>14</b> |



| Batter   | 1                        | 2         | 3                | 4           | 5           | 6  | 7         | 8           | 9 | AB R H RBI BB SO LOB           |
|--|--------------------------|-----------|------------------|-------------|-------------|--|-----------|-------------|---|--------------------------------|
| Marvell Wynne, L (1, 7)<br>OBP: 0.284, SLG: 0.441                      | 0-1<br>G6-3              |           | 2-0<br>HR        |             | 1-2<br>G1-3 |  |           | 0-0<br>G4-3 |   | 4 1 1 1 0 0 0                  |
| Roberto Alomar, S (1, 4)<br>OBP: 0.311, SLG: 0.316                     | 3-2<br>E6<br>1B          |           | 0-1<br>2B<br>1B  |             |             | 4-0<br>CS<br>BB                          |           | 3-2<br>G4-3 |   | 3 1 1 0 1 0 0                  |
| Tony Gwynn, L (1, 8)<br>OBP: 0.375, SLG: 0.446                         | 2-2<br>SAFE<br>1-3<br>1B |           | 1-1<br>1-H<br>2B |             |             | 2-2<br>SAFE<br>SAFE<br>SAFE<br>F8        |           | 0-0<br>G1   |   | 4 0 2 1 0 0 1                  |
| Rob Nelson, L (1, 3)<br>OBP: 0.327, SLG: 0.286                         | 3-3<br>SAFE<br>1-2<br>K  |           | 2-3<br>K         |             |             | 4-2<br>SAFE<br>SAFE<br>SAFE<br>1-2<br>BB |           |             |   | 2 0 0 0 1 2 2                  |
| John Kruk, L (1, 9)<br>OBP: 0.313, SLG: 0.314                          | 3-3<br>K                 |           |                  | 1-1<br>G6-3 |             | 0-1<br>G6-3                              |           |             |   | 3 0 0 0 0 1 3                  |
| Luis Salazar, R (1, 5)<br>OBP: 0.275, SLG: 0.350                       |                          | 1-3<br>K  |                  | 0-2<br>F9   |             |  | 0-1<br>F8 |             |   | 3 0 0 0 0 1 0                  |
| Mark Parent, R (1, 2)<br>OBP: 0.250, SLG: 0.465                        |                          | 2-3<br>K  |                  | 1-3<br>K    |             |  | 0-0<br>F8 |             |   | 3 0 0 0 0 2 0                  |
| Garry Templeton, S (1, 6)<br>OBP: 0.265, SLG: 0.333                    |                          | 3-2<br>L7 |                  |             | 1-2<br>L9   |  | 0-0<br>1B |             |   | 3 0 1 0 0 0 0                  |
| Ed Whitson, R (1, 1)<br>OBP: 0.148, SLG: 0.154<br>Mark Davis, L (8, 1) |                          |           | 0-1<br>P3        |             | 1-3<br>K    |  | 3-3<br>K  |             |   | 3 0 0 0 0 2 1<br>0 0 0 0 0 0 0 |

| Inning Stats                          | R: 0 | H: 1 | LOB: 2 | K: 2 | S: 21 | P: 32 | R: 0 | H: 0 | LOB: 0 | K: 2 | S: 15 | R: 2 | H: 3 | LOB: 0 | K: 1 | S: 10 | R: 0  | H: 0 | LOB: 0 | K: 1 | S: 8 | R: 0 | H: 0 | LOB: 1 | K: 0 | S: 8 | R: 0 | H: 1 | LOB: 1 | K: 1 | S: 7 | R: 0 | H: 0 | LOB: 0 | K: 0 | S: 5 |
|---------------------------------------|------|------|--------|------|-------|-------|------|------|--------|------|-------|------|------|--------|------|-------|-------|------|--------|------|------|------|------|--------|------|------|------|------|--------|------|------|------|------|--------|------|------|
| PITCHER                               | IP   | WLS  | BF     | H    | R     | ER    | SO   | BB   | IBB    | HBP  | BLK   | WP   | HR   | S      | P    | ERA   | WHIP  |      |        |      |      |      |      |        |      |      |      |      |        |      |      |      |      |        |      |      |
| David Cone, R (1, 1)<br>ERA: 3.13     | 6.0  | L    | 23     | 4    | 2     | 2     | 7    | 2    | 0      | 0    | 0     | 0    | 1    | 72     | 108  | 3.00  | 1.000 |      |        |      |      |      |      |        |      |      |      |      |        |      |      |      |      |        |      |      |
| Roger McDowell, R (7, 1)<br>ERA: 2.61 | 2.0  |      | 7      | 1    | 0     | 0     | 1    | 0    | 0      | 0    | 0     | 0    | 0    | 12     | 18   | 0.00  | 0.500 |      |        |      |      |      |      |        |      |      |      |      |        |      |      |      |      |        |      |      |


**BOTTOM**

**New York Mets @ San Diego Padres**  
**Jack Murphy Stadium, San Diego, CA**


Thu May 25 1989, 6:33 AM EDT  
 Att. 28,102 - Sunny

livebaseballscorecards.com

|            |           |
|------------|-----------|
| <b>AB</b>  | <b>28</b> |
| <b>R</b>   | <b>2</b>  |
| <b>H</b>   | <b>5</b>  |
| <b>RBI</b> | <b>2</b>  |
| <b>BB</b>  | <b>2</b>  |
| <b>SO</b>  | <b>8</b>  |
| <b>LOB</b> | <b>7</b>  |



| WP: 0 | PA: 30 |
|-------|--------|
| PB: 0 | CS: 1  |
| SB: 1 |        |
| CS: 1 |        |

| Batter  | 1   | 2                                | 3                             | 4                                | 5                            | 6                                | 7                            | 8                               | 9                             | AB R H RBI BB SO LOB             | TOP  |                                  |                               |                                  |                              |                                 |                              |                                  |                                  |                                    |                                  |   |   |     |    |
|---|---|----------------------------------|-------------------------------|----------------------------------|------------------------------|----------------------------------|------------------------------|---------------------------------|-------------------------------|----------------------------------|--|----------------------------------|-------------------------------|----------------------------------|------------------------------|---------------------------------|------------------------------|----------------------------------|----------------------------------|------------------------------------|----------------------------------|---|---|-----|----|
| Mookie Wilson, S<br>OBP: 0.220, SLG: 0.305 (1, 7)     | 1-1<br>BLK<br>2B  | 0-0<br>2-H<br>3-H<br>1B          |                               | 0-1<br>G1-3                      |                              | 1-3<br>K                         |                              | 2-1<br>G6-4-3<br>1B             |                               | 5 0 3 2 0 1 0                    | <p><b>New York Mets @ Los Angeles Dodgers</b><br/> <b>Dodger Stadium, Los Angeles, CA</b><br/>           Fri May 26 1989, 7:05 PM PDT<br/>           Att: 47,034 - Unknown</p> <p>livebaseballscorecards.com</p> <table border="1"> <tr><td>AB</td><td>37</td></tr> <tr><td>R</td><td>8</td></tr> <tr><td>H</td><td>12</td></tr> <tr><td>RBI</td><td>7</td></tr> <tr><td>BB</td><td>2</td></tr> <tr><td>SO</td><td>6</td></tr> <tr><td>LOB</td><td>11</td></tr> </table>  | AB                               | 37                            | R                                | 8                            | H                               | 12                           | RBI                              | 7                                | BB                                 | 2                                | SO  | 6 | LOB | 11 |
| AB  | 37  |                                  |                               |                                  |                              |                                  |                              |                                 |                               |                                  |  |                                  |                               |                                  |                              |                                 |                              |                                  |                                  |                                    |                                  |   |   |     |    |
| R   | 8   |                                  |                               |                                  |                              |                                  |                              |                                 |                               |                                  |  |                                  |                               |                                  |                              |                                 |                              |                                  |                                  |                                    |                                  |   |   |     |    |
| H   | 12  |                                  |                               |                                  |                              |                                  |                              |                                 |                               |                                  |  |                                  |                               |                                  |                              |                                 |                              |                                  |                                  |                                    |                                  |   |   |     |    |
| RBI   | 7   |                                  |                               |                                  |                              |                                  |                              |                                 |                               |                                  |  |                                  |                               |                                  |                              |                                 |                              |                                  |                                  |                                    |                                  |   |   |     |    |
| BB  | 2   |                                  |                               |                                  |                              |                                  |                              |                                 |                               |                                  |  |                                  |                               |                                  |                              |                                 |                              |                                  |                                  |                                    |                                  |   |   |     |    |
| SO  | 6   |                                  |                               |                                  |                              |                                  |                              |                                 |                               |                                  |  |                                  |                               |                                  |                              |                                 |                              |                                  |                                  |                                    |                                  |   |   |     |    |
| LOB   | 11  |                                  |                               |                                  |                              |                                  |                              |                                 |                               |                                  |  |                                  |                               |                                  |                              |                                 |                              |                                  |                                  |                                    |                                  |   |   |     |    |
| Lenny Dykstra, L<br>OBP: 0.366, SLG: 0.405 (1, 8)     | 1-3<br>K  | 3-1<br>SAFE<br>P5                |                               |                                  | 1-2<br>2B<br>HBP             | 0-1<br>G4-3<br>2B                |                              | 0-0<br>G6-4-3<br>1-2f           |                               | 4 2 1 0 0 1 3                    |  |                                  |                               |                                  |                              |                                 |                              |                                  |                                  |                                    |                                  |   |   |     |    |
| Gregg Jefferies, S<br>OBP: 0.214, SLG: 0.259 (1, 4)   | 1-1<br>L6<br>2-3  |                                  | 0-0<br>G3                     |                                  | 1-2<br>2B                    | 1-1<br>G4-3                      |                              | 0-1<br>P5                       |                               | 5 1 1 0 0 0 2                    |  |                                  |                               |                                  |                              |                                 |                              |                                  |                                  |                                    |                                  |   |   |     |    |
| Darryl Strawberry, L<br>OBP: 0.310, SLG: 0.517 (1, 9) | 0-0<br>P5   |                                  | 2-2<br>P3                     |                                  | 0-0<br>E<br>2B               | 0-0<br>2B                        |                              | 2-3<br>K                        |                               | 5 1 2 3 0 1 1                    |  |                                  |                               |                                  |                              |                                 |                              |                                  |                                  |                                    |                                  |   |   |     |    |
| Howard Johnson, S<br>OBP: 0.358, SLG: 0.521 (1, 5)    |   | 4-2<br>G1-3<br>1B<br>BB          | 1-0<br>HR                     |                                  | 0-0<br>F9<br>2-H             | 3-3<br>K                         |                              | 1-1<br>P3                       |                               | 4 2 1 1 1 1 1                    |  |                                  |                               |                                  |                              |                                 |                              |                                  |                                  |                                    |                                  |   |   |     |    |
| Dave Magadan, L<br>OBP: 0.338, SLG: 0.414 (1, 3)      |   | 1-1<br>SAFE<br>G1-3              | 4-1<br>BB                     |                                  | 3-3<br>K                     |                                  | 2-1<br>G5-3                  |                                 |                               | 3 0 0 0 1 1 1                    |  |                                  |                               |                                  |                              |                                 |                              |                                  |                                  |                                    |                                  |   |   |     |    |
| Barry Lyons, R<br>OBP: 0.364, SLG: 0.459 (1, 2)       |   | 0-0<br>SH2-4<br>1B<br>2-H<br>1B  | 0-0<br>F9                     |                                  | 1-0<br>2B<br>1B              |                                  | 2-2<br>F7                    |                                 |                               | 4 1 2 1 0 0 1                    |  |                                  |                               |                                  |                              |                                 |                              |                                  |                                  |                                    |                                  |   |   |     |    |
| Kevin Elster, R<br>OBP: 0.299, SLG: 0.315 (1, 6)      |   | 2-1<br>SH2-4<br>1B<br>1B         |                               | 3-2<br>G4-1                      | 0-0<br>2B                    |                                  | 3-2<br>P3                    |                                 |                               | 4 1 2 0 0 0 0                    |  |                                  |                               |                                  |                              |                                 |                              |                                  |                                  |                                    |                                  |   |   |     |    |
| Bob Ojeda, L<br>OBP: 0.235, SLG: 0.188 (1, 1)         |   | 0-1<br>SH2-4                     |                               | 0-0<br>G4-3                      | 2-3<br>K                     |                                  |                              | 0-0<br>G4-3                     |                               | 3 0 0 0 0 1 2                    |  |                                  |                               |                                  |                              |                                 |                              |                                  |                                  |                                    |                                  |   |   |     |    |
| <b>Inning Stats</b>                                   | R: 0<br>E: 0<br>K: 1<br>S: 8  | H: 1<br>LOB: 1<br>BB: 0<br>P: 11 | R: 3<br>E: 0<br>K: 0<br>S: 13 | H: 3<br>LOB: 1<br>BB: 1<br>P: 23 | R: 1<br>E: 0<br>K: 0<br>S: 7 | H: 1<br>LOB: 1<br>BB: 1<br>P: 14 | R: 0<br>E: 0<br>K: 0<br>S: 6 | H: 0<br>LOB: 0<br>BB: 0<br>P: 9 | R: 3<br>E: 1<br>K: 2<br>S: 17 | H: 4<br>LOB: 2<br>BB: 0<br>P: 25 | R: 1<br>E: 0<br>K: 2<br>S: 11  | H: 2<br>LOB: 1<br>BB: 0<br>P: 16 | R: 0<br>E: 0<br>K: 0<br>S: 11 | H: 0<br>LOB: 0<br>BB: 0<br>P: 18 | R: 0<br>E: 0<br>K: 0<br>S: 4 | H: 1<br>LOB: 0<br>BB: 0<br>P: 6 | R: 0<br>E: 0<br>K: 1<br>S: 7 | H: 0<br>LOB: 0<br>BB: 0<br>P: 10 | 1B: 5<br>2B: 6<br>3B: 0<br>HR: 1 | SF: 0<br>SAC: 1<br>DP: 1<br>HBP: 1 | WP: 0<br>PB: 0<br>SB: 0<br>CS: 0 | PA: 41  |   |     |    |
| <b>PITCHER</b>  | IP<br>WLS<br>BF<br>H<br>R<br>ER<br>SO<br>BB<br>IBB<br>HBP<br>BLK<br>WP<br>HR<br>S<br>P<br>ERA<br>WHIP |                                  |                               |                                  |                              |                                  |                              |                                 |                               |                                  |  |                                  |                               |                                  |                              |                                 |                              |                                  |                                  |                                    | <b>PITCHER</b>                   | IP<br>WLS<br>BF<br>H<br>R<br>ER<br>SO<br>BB<br>IBB<br>HBP<br>BLK<br>WP<br>HR<br>S<br>P<br>ERA<br>WHIP |   |     |    |
| Orel Hershiser, R<br>ERA: 2.47 (1, 1)                 | 5.0<br>L<br>27<br>9<br>7<br>7<br>3<br>2<br>0<br>1<br>1<br>0<br>1<br>51<br>82<br>12.60<br>2.200        |                                  |                               |                                  |                              |                                  |                              |                                 |                               |                                  |  |                                  |                               |                                  |                              |                                 |                              |                                  |                                  |                                    |                                  |   |   |     |    |
| Ricky Horton, L<br>ERA: 3.78 (6, 1)                   | 3.0<br>11<br>3<br>1<br>1<br>2<br>0<br>0<br>0<br>0<br>0<br>0<br>0<br>26<br>40<br>3.00<br>1.000         |                                  |                               |                                  |                              |                                  |                              |                                 |                               |                                  |  |                                  |                               |                                  |                              |                                 |                              |                                  |                                  |                                    |                                  |   |   |     |    |
| Ray Searage, L<br>ERA: 1.23 (9, 1)                    | 1.0<br>3<br>0<br>0<br>0<br>0<br>1<br>0<br>0<br>0<br>0<br>0<br>0<br>7<br>10<br>0.00<br>0.000           |                                  |                               |                                  |                              |                                  |                              |                                 |                               |                                  |  |                                  |                               |                                  |                              |                                 |                              |                                  |                                  |                                    |                                  |   |   |     |    |



| Batter  | 1                      | 2                | 3           | 4 | 5           | 6                    | 7 | 8             | 9               | AB | R | H | RBI | BB | SO | LOB |
|---|------------------------|------------------|-------------|---|-------------|----------------------|---|---------------|-----------------|----|---|---|-----|----|----|-----|
| Willie Randolph, R (1, 4)<br>OBP: 0.356, SLG: 0.252 | 2-2<br>G3-1 G6-3<br>1B |                  | 2-1<br>G6-3 |   |             | 1-1<br>L6            |   | 2-1<br>2B 1B  |                 | 4  | 0 | 2 | 0   | 0  | 0  | 2   |
| Mickey Hatcher, R (1, 7)<br>OBP: 0.289, SLG: 0.341  | 0-0<br>G6-3<br>1-2     |                  | 1-0<br>G6-3 |   |             | 0-1<br>F8            |   | 0-0<br>1-3 2B |                 | 4  | 0 | 1 | 0   | 0  | 0  | 3   |
| Kirk Gibson, L (1, 8)<br>OBP: 0.368, SLG: 0.444     | 2-0<br>G3-1<br>2-3     |                  |             |   | 1-1<br>G1-3 |                      |   | 1-2<br>L6     |                 | 3  | 0 | 0 | 0   | 0  | 0  | 2   |
| Chris Gwynn, L (7, 8)<br>OBP: 0.314, SLG: 0.406     |                        |                  |             |   |             | 0-0<br>FC4-6<br>1-2f |   |               |                 | 1  | 0 | 0 | 0   | 0  | 0  | 2   |
| Eddie Murray, S (1, 3)<br>OBP: 0.365, SLG: 0.455    | 0-2<br>F8              |                  |             |   | 1-0<br>G5-3 |                      |   |               | 2-2<br>L3       | 3  | 0 | 0 | 0   | 0  | 0  | 1   |
| Franklin Stubbs, L (8, 3)<br>OBP: 0.353, SLG: 0.333 |                        |                  |             |   |             |                      |   |               |                 | 1  | 0 | 0 | 0   | 0  | 0  | 0   |
| Mike Marshall, R (1, 9)<br>OBP: 0.316, SLG: 0.364   |                        | 1-2<br>L3<br>HBP |             |   | 2-3<br>K    |                      |   |               | 1-1<br>DI<br>1B | 1  | 0 | 0 | 0   | 0  | 1  | 0   |
| Mike Davis, L (6, 9)<br>OBP: 0.305, SLG: 0.377      |                        |                  |             |   |             |                      |   |               |                 | 2  | 1 | 1 | 0   | 0  | 0  | 0   |
| Jeff Hamilton, R (1, 5)<br>OBP: 0.276, SLG: 0.370   |                        | 1-2<br>L3<br>1-2 |             |   | 2-3<br>K    |                      |   |               | 1-2<br>F7       | 4  | 0 | 0 | 0   | 0  | 1  | 2   |
| Mike Scioscia, L (1, 2)<br>OBP: 0.360, SLG: 0.395   |                        | 2-0<br>G3-1      |             |   | 3-3<br>K    |                      |   |               | 1-2<br>F7       | 4  | 0 | 0 | 0   | 0  | 1  | 2   |
| Mariano Duncan, R (1, 6)<br>OBP: 0.238, SLG: 0.290  |                        |                  |             |   |             |                      |   |               | 3-2<br>HR       | 4  | 1 | 2 | 2   | 0  | 1  | 0   |
| Ricky Horton, L (6, 1)                              |                        |                  |             |   |             |                      |   |               | 1-H<br>1B       |    |   |   |     |    |    |     |
| John Shelby, S (8, PH)<br>OBP: 0.261, SLG: 0.197    |                        |                  |             |   |             |                      |   |               | 0-0<br>G5-3     | 2  | 0 | 0 | 0   | 0  | 0  | 0   |
| Ray Searage, L (9, 1)                               |                        |                  |             |   |             |                      |   |               |                 | 0  | 0 | 0 | 0   | 0  | 0  | 0   |
| Rick Dempsey, R (9, PH)<br>OBP: 0.356, SLG: 0.306   |                        |                  |             |   |             |                      |   |               |                 | 1  | 0 | 0 | 0   | 0  | 0  | 1   |
| Orel Hershiser, R (1, 1)<br>OBP: 0.207, SLG: 0.379  |                        |                  |             |   |             |                      |   |               |                 | 1  | 0 | 1 | 0   | 0  | 0  | 0   |
| Dave Anderson, R (6, 6)<br>OBP: 0.237, SLG: 0.137   |                        |                  |             |   |             |                      |   |               |                 | 1  | 0 | 0 | 0   | 1  | 0  | 0   |

| Inning Stats | R: 0 | H: 1   | R: 0 | H: 0   | R: 0 | H: 1   | R: 0 | H: 0   | R: 0 | H: 0   | R: 0 | H: 0   | R: 1  | H: 3   | R: 1  | H: 2   | 1B: 4                 | SF: 0  |
|--------------|------|--------|------|--------|------|--------|------|--------|------|--------|------|--------|-------|--------|-------|--------|-----------------------|--------|
|              | E: 0 | LOB: 1 | E: 0 | LOB: 0 | E: 0 | LOB: 1 | E: 0 | LOB: 0 | E: 0 | LOB: 1 | E: 0 | LOB: 0 | E: 0  | LOB: 2 | E: 0  | LOB: 1 | 2B: 3 <td>SAC: 0</td> | SAC: 0 |
|              | K: 0 | BB: 0  | K: 0 | BB: 0  | K: 1 | BB: 0  | K: 2 | BB: 0  | K: 0 | BB: 1  | K: 0 | BB: 0  | K: 0  | BB: 0  | K: 0  | BB: 0  | 3B: 0                 | DP: 1  |
|              | S: 8 | P: 12  | S: 6 | P: 10  | S: 6 | P: 10  | S: 6 | P: 10  | S: 6 | P: 11  | S: 5 | P: 6   | S: 14 | P: 22  | S: 12 | P: 19  | HR: 1                 | HBP: 1 |


| PITCHER                          | IP  | WLS | BF | H | R | ER | SO | BB | IBB | HBP | BLK | WP | HR | S  | P   | ERA  | WHIP  |
|----------------------------------|-----|-----|----|---|---|----|----|----|-----|-----|-----|----|----|----|-----|------|-------|
| Bob Ojeda, L (1, 1)<br>ERA: 3.71 | 9.0 | W   | 35 | 7 | 2 | 2  | 3  | 1  | 0   | 1   | 0   | 0  | 1  | 71 | 114 | 2.00 | 0.889 |

**BOTTOM**

**New York Mets @ Los Angeles Dodgers**  
**Dodger Stadium, Los Angeles, CA**

Fri May 26 1989, 7:05 PM PDT  
Att. 47,034 - Unknown

|            |           |
|------------|-----------|
| <b>AB</b>  | <b>33</b> |
| <b>R</b>   | <b>2</b>  |
| <b>H</b>   | <b>7</b>  |
| <b>RBI</b> | <b>2</b>  |
| <b>BB</b>  | <b>1</b>  |
| <b>SO</b>  | <b>3</b>  |
| <b>LOB</b> | <b>13</b> |



livebaseballscorecards.com

| Batter  | 1   | 2                                | 3                             | 4                                | 5                             | 6                                | 7                             | 8                                | 9                            | AB R H RBI BB SO LOB            | TOP                          |                                 |                              |                                 |                               |                                  |                                  |                                    |                                  |        |
|---|---|----------------------------------|-------------------------------|----------------------------------|-------------------------------|----------------------------------|-------------------------------|----------------------------------|------------------------------|---------------------------------|------------------------------|---------------------------------|------------------------------|---------------------------------|-------------------------------|----------------------------------|----------------------------------|------------------------------------|----------------------------------|--------|
| Mookie Wilson, S (1, 7)<br>OBP: 0.230, SLG: 0.312     | 0-3<br>   |                                  | 2-2<br>                       |                                  | 0-0<br>                       |                                  |                               | 0-1<br>                          |                              | 4 0 2 0 0 1 1                   |                              |                                 |                              |                                 |                               |                                  |                                  |                                    |                                  |        |
| Lenny Dykstra, L (1, 8)<br>OBP: 0.363, SLG: 0.395     | 4-1<br>   |                                  | 0-2<br>                       |                                  | 2-3<br>                       |                                  |                               | 0-0<br>                          |                              | 3 0 0 0 1 1 3                   |                              |                                 |                              |                                 |                               |                                  |                                  |                                    |                                  |        |
| Gregg Jefferies, S (1, 4)<br>OBP: 0.208, SLG: 0.252   | 3-3<br>   |                                  | 0-1<br>                       |                                  | 0-1<br>                       |                                  |                               |                                  | 2-1<br>                      | 4 0 0 0 0 1 2                   |                              |                                 |                              |                                 |                               |                                  |                                  |                                    |                                  |        |
| Darryl Strawberry, L (1, 9)<br>OBP: 0.302, SLG: 0.503 | 1-3<br>   |                                  |                               | 0-0<br>                          |                               | 1-1<br>                          |                               |                                  | 0-3<br>                      | 4 0 0 0 0 2 1                   |                              |                                 |                              |                                 |                               |                                  |                                  |                                    |                                  |        |
| Howard Johnson, S (1, 5)<br>OBP: 0.355, SLG: 0.527    |   | 1-1<br>                          |                               | 1-3<br>                          |                               | 1-1<br>                          |                               |                                  | 2-2<br>                      | 4 1 1 0 0 1 0                   |                              |                                 |                              |                                 |                               |                                  |                                  |                                    |                                  |        |
| Dave Magadan, L (1, 3)<br>OBP: 0.358, SLG: 0.425      |   | 4-2<br>                          |                               | 3-2<br>                          |                               | 2-2<br>                          |                               |                                  | 2-2<br>                      | 3 0 2 1 1 0 0                   |                              |                                 |                              |                                 |                               |                                  |                                  |                                    |                                  |        |
| Keith Miller, R (9, PR)                               |   |                                  |                               |                                  |                               |                                  |                               |                                  |                              | 0 0 0 0 0 0 0                   |                              |                                 |                              |                                 |                               |                                  |                                  |                                    |                                  |        |
| Mackey Sasser, L (1, 2)<br>OBP: 0.300, SLG: 0.448     |   | 2-1<br>                          |                               | 0-1<br>                          |                               | 1-0<br>                          |                               |                                  | 3-H<br>                      | 4 0 2 0 0 0 2                   |                              |                                 |                              |                                 |                               |                                  |                                  |                                    |                                  |        |
| Kevin Elster, R (1, 6)<br>OBP: 0.293, SLG: 0.307      |   | 0-1<br>                          |                               |                                  | 1-3<br>                       |                                  | 0-1<br>                       |                                  |                              | 3 0 0 0 0 1 3                   |                              |                                 |                              |                                 |                               |                                  |                                  |                                    |                                  |        |
| Sid Fernandez, L (1, 1)<br>OBP: 0.211, SLG: 0.316     |   |                                  | 1-3<br>                       |                                  |                               | 1-3<br>                          |                               |                                  | 4-1<br>                      | 2 0 0 0 0 2 0                   |                              |                                 |                              |                                 |                               |                                  |                                  |                                    |                                  |        |
| Terry Leach, R (7, 1)                                 |   |                                  |                               |                                  |                               |                                  |                               |                                  |                              | 0 0 0 0 0 0 0                   |                              |                                 |                              |                                 |                               |                                  |                                  |                                    |                                  |        |
| Lee Mazzilli, S (8, PH)<br>OBP: 0.385, SLG: 0.278     |   |                                  |                               |                                  |                               |                                  |                               |                                  |                              | 0 0 0 0 1 0 0                   |                              |                                 |                              |                                 |                               |                                  |                                  |                                    |                                  |        |
| Roger McDowell, R (8, 1)                              |   |                                  |                               |                                  |                               |                                  |                               |                                  |                              | 0 0 0 0 0 0 0                   |                              |                                 |                              |                                 |                               |                                  |                                  |                                    |                                  |        |
| Randy Myers, L (8, 1)                                 |   |                                  |                               |                                  |                               |                                  |                               |                                  |                              | 0 0 0 0 0 0 0                   |                              |                                 |                              |                                 |                               |                                  |                                  |                                    |                                  |        |
| <b>Inning Stats</b>                                   | R: 0<br>E: 0<br>K: 3<br>S: 11                         | H: 0<br>LOB: 1<br>BB: 1<br>P: 19 | R: 0<br>E: 0<br>K: 0<br>S: 10 | H: 1<br>LOB: 1<br>BB: 1<br>P: 17 | R: 0<br>E: 0<br>K: 1<br>S: 12 | H: 1<br>LOB: 1<br>BB: 0<br>P: 15 | R: 0<br>E: 0<br>K: 1<br>S: 13 | H: 1<br>LOB: 1<br>BB: 0<br>P: 17 | R: 0<br>E: 0<br>K: 0<br>S: 6 | H: 0<br>LOB: 0<br>BB: 0<br>P: 8 | R: 0<br>E: 0<br>K: 0<br>S: 6 | H: 1<br>LOB: 0<br>BB: 0<br>P: 9 | R: 0<br>E: 0<br>K: 0<br>S: 4 | H: 0<br>LOB: 0<br>BB: 1<br>P: 8 | R: 1<br>E: 0<br>K: 1<br>S: 15 | H: 2<br>LOB: 2<br>BB: 0<br>P: 22 | 1B: 6<br>2B: 0<br>3B: 1<br>HR: 0 | SF: 0<br>SAC: 0<br>DP: 3<br>HBP: 0 | WP: 0<br>PB: 0<br>SB: 2<br>CS: 0 | PA: 34 |
| <b>PITCHER</b>  | IP WLS BF H R ER SO BB IBB HBP BLK WP HR S P ERA WHIP |                                  |                               |                                  |                               |                                  |                               |                                  |                              |                                 |                              |                                 |                              |                                 |                               |                                  |                                  |                                    |                                  |        |
| Mike Morgan, R (1, 1)<br>ERA: 1.19                    | 8.2 W 33 7 1 1 9 3 0 0 0 0 0 0 87 128 1.04 1.154      |                                  |                               |                                  |                               |                                  |                               |                                  |                              |                                 |                              |                                 |                              |                                 |                               |                                  |                                  |                                    |                                  |        |
| Jay Howell, R (9, 1)<br>ERA: 0.71                     | 0.1 S 1 0 0 0 0 0 0 0 0 0 0 0 0 3 4 0.00 0.000        |                                  |                               |                                  |                               |                                  |                               |                                  |                              |                                 |                              |                                 |                              |                                 |                               |                                  |                                  |                                    |                                  |        |

**New York Mets @ Los Angeles Dodgers**  
**Dodger Stadium, Los Angeles, CA**  
 Sat May 27 1989, 7:05 PM PDT  
 Att: 47,083 - Unknown

livebaseballscorecards.com

|     |    |
|-----|----|
| AB  | 31 |
| R   | 1  |
| H   | 7  |
| RBI | 1  |
| BB  | 3  |
| SO  | 9  |
| LOB | 12 |



| Batter   | 1         | 2         | 3 | 4               | 5 | 6                   | 7 | 8         | 9 |
|--|-----------|-----------|---|-----------------|---|---------------------|---|-----------|---|
| <b>Willie Randolph, R</b><br>OBP: 0.362, SLG: 0.262<br>(1, 4)          | 2-1<br>G3 | 3-2<br>1B |   | 0-2<br>E6       |   | 2-2<br>G3-6-3<br>1B |   | 1-1<br>1B |   |
| <b>Mickey Hatcher, R</b><br>OBP: 0.287, SLG: 0.349<br>(1, 7)           | 1-0<br>2B | 1-1<br>F9 |   | 1-3<br>K        |   | 1-0<br>L8           |   | 0-0<br>1B |   |
| <b>Chris Gwynn, L</b><br>OBP: 0.333, SLG: 0.424<br>(8, PH)<br>(9, 7)   |           |           |   | 1-2             |   |                     |   | 1-2<br>1B |   |
| <b>Kirk Gibson, L</b><br>OBP: 0.358, SLG: 0.418<br>(1, 8)              | 1-1<br>P5 | 0-0<br>F8 |   | 4-0<br>1B<br>BB |   | 0-0<br>G3-6-3       |   | 2-2<br>F9 |   |
| <b>Eddie Murray, S</b><br>OBP: 0.366, SLG: 0.450<br>(1, 3)             | 4-1<br>BB |           |   | 0-2<br>F7       |   | 1-1<br>1B           |   | 2-0<br>P5 |   |
| <b>Mike Marshall, R</b><br>OBP: 0.314, SLG: 0.360<br>(1, 9)            | 0-2<br>P3 |           |   | 0-0<br>G6-3     |   | 2-3<br>K            |   | 2-1<br>P3 |   |
| <b>Jeff Hamilton, R</b><br>OBP: 0.282, SLG: 0.374<br>(1, 5)            |           |           |   |                 |   | 1-0<br>F8           |   | 0-0<br>P8 |   |
| <b>Mike Scioscia, L</b><br>OBP: 0.357, SLG: 0.386<br>(1, 2)            |           |           |   |                 |   | 1-1<br>F8           |   | 4-0<br>BB |   |
| <b>Mariano Duncan, R</b><br>OBP: 0.238, SLG: 0.290<br>(1, 6)           |           |           |   |                 |   | 4-1<br>BB           |   | 1-2<br>L4 |   |
| <b>Dave Anderson, R</b><br>OBP: 0.270, SLG: 0.151<br>(2, PH)<br>(3, 6) |           |           |   |                 |   | 0-2<br>F8           |   | 2-3<br>K  |   |
| <b>Mike Morgan, R</b><br>OBP: 0.111, SLG: 0.111<br>(1, 1)              |           |           |   |                 |   |                     |   |           |   |
| <b>Jay Howell, R</b><br>(9, 1)   |           |           |   |                 |   |                     |   |           |   |

| Inning Stats | R: 0   | H: 1  | E: 0  | K: 0   | S: 9  | R: 1  | H: 3   | E: 0  | K: 0  | S: 18  | R: 1  | H: 2  | E: 1   | K: 1  | S: 13 | R: 0   | H: 1  | E: 0  | K: 2   | S: 13 | R: 0 | H: 0   | E: 0  | K: 0  | S: 7   | R: 0  | H: 1  | E: 0   | K: 0  | S: 5  | R: 0   | H: 1  | E: 0  | K: 0   | S: 6  | R: 0   | H: 2  | E: 0   | K: 1 | S: 11 |
|--------------|--------|-------|-------|--------|-------|-------|--------|-------|-------|--------|-------|-------|--------|-------|-------|--------|-------|-------|--------|-------|------|--------|-------|-------|--------|-------|-------|--------|-------|-------|--------|-------|-------|--------|-------|--------|-------|--------|------|-------|
|              | LOB: 2 | BB: 1 | P: 17 | LOB: 3 | BB: 1 | P: 28 | LOB: 2 | BB: 0 | P: 17 | LOB: 2 | BB: 1 | P: 20 | LOB: 1 | BB: 1 | P: 13 | LOB: 0 | BB: 1 | P: 13 | LOB: 0 | BB: 0 | P: 8 | LOB: 2 | BB: 1 | P: 13 | LOB: 0 | BB: 2 | P: 13 | LOB: 2 | BB: 0 | P: 18 | LOB: 0 | BB: 0 | P: 18 | LOB: 0 | SF: 0 | SAC: 0 | DP: 1 | HBP: 0 |      |       |

| PITCHER   | IP  | WLS | BF | H | R | ER | SO | BB | IBB | HBP | BLK | WP | HR | S  | P   | ERA  | WHIP  |
|---|-----|-----|----|---|---|----|----|----|-----|-----|-----|----|----|----|-----|------|-------|
| <b>Sid Fernandez, L</b><br>ERA: 3.07<br>(1, 1)  | 6.0 | L   | 30 | 8 | 2 | 1  | 3  | 4  | 0   | 0   | 0   | 0  | 0  | 65 | 103 | 1.50 | 2.000 |
| <b>Terry Leach, R</b><br>ERA: 1.1<br>(7, 1)     | 1.0 |     | 5  | 1 | 0 | 0  | 0  | 1  | 0   | 0   | 0   | 0  | 0  | 6  | 13  | 0.00 | 2.000 |
| <b>Roger McDowell, R</b><br>ERA: 2.57<br>(8, 1) | 0.1 |     | 3  | 2 | 0 | 0  | 1  | 0  | 0   | 0   | 0   | 0  | 0  | 6  | 9   | 0.00 | 6.000 |
| <b>Randy Myers, L</b><br>ERA: 0.73<br>(8, 1)    | 0.2 |     | 2  | 0 | 0 | 0  | 0  | 0  | 0   | 0   | 0   | 0  | 0  | 5  | 9   | 0.00 | 0.000 |

**BOTTOM**

**New York Mets @ Los Angeles Dodgers**  
Dodger Stadium, Los Angeles, CA

Sat May 27 1989, 7:05 PM PDT  
Att. 47,083 - Unknown

|    |   |   |     |    |    |     |
|----|---|---|-----|----|----|-----|
| AB | R | H | RBI | BB | SO | LOB |
| 5  | 0 | 3 | 1   | 0  | 0  | 0   |
| 4  | 0 | 1 | 0   | 0  | 1  | 5   |
| 1  | 0 | 1 | 0   | 0  | 0  | 0   |
| 4  | 0 | 0 | 0   | 1  | 0  | 7   |
| 4  | 0 | 1 | 0   | 1  | 0  | 2   |
| 4  | 0 | 1 | 0   | 0  | 1  | 4   |
| 4  | 2 | 2 | 0   | 0  | 0  | 1   |
| 3  | 0 | 0 | 0   | 1  | 0  | 2   |
| 0  | 0 | 0 | 0   | 0  | 0  | 0   |
| 2  | 0 | 1 | 1   | 2  | 0  | 2   |
| 4  | 0 | 1 | 0   | 0  | 2  | 3   |
| 0  | 0 | 0 | 0   | 0  | 0  | 0   |

|     |    |
|-----|----|
| AB  | 35 |
| R   | 2  |
| H   | 11 |
| RBI | 2  |
| BB  | 5  |
| SO  | 4  |
| LOB | 26 |

|     |    |      |   |     |   |     |    |
|-----|----|------|---|-----|---|-----|----|
| 1B: | 10 | SF:  | 0 | WP: | 0 | PA: | 40 |
| 2B: | 1  | SAC: | 0 | PB: | 0 |     |    |
| 3B: | 0  | DP:  | 1 | SB: | 0 |     |    |
| HR: | 0  | HBP: | 0 | CS: | 1 |     |    |

| PITCHER   | IP  | WLS | BF | H | R | ER | SO | BB | IBB | HBP | BLK | WP | HR | S  | P   | ERA  | WHIP  |
|---|-----|-----|----|---|---|----|----|----|-----|-----|-----|----|----|----|-----|------|-------|
| <b>Sid Fernandez, L</b><br>ERA: 3.07<br>(1, 1)  | 6.0 | L   | 30 | 8 | 2 | 1  | 3  | 4  | 0   | 0   | 0   | 0  | 0  | 65 | 103 | 1.50 | 2.000 |
| <b>Terry Leach, R</b><br>ERA: 1.1<br>(7, 1)     | 1.0 |     | 5  | 1 | 0 | 0  | 0  | 1  | 0   | 0   | 0   | 0  | 0  | 6  | 13  | 0.00 | 2.000 |
| <b>Roger McDowell, R</b><br>ERA: 2.57<br>(8, 1) | 0.1 |     | 3  | 2 | 0 | 0  | 1  | 0  | 0   | 0   | 0   | 0  | 0  | 6  | 9   | 0.00 | 6.000 |
| <b>Randy Myers, L</b><br>ERA: 0.73<br>(8, 1)    | 0.2 |     | 2  | 0 | 0 | 0  | 0  | 0  | 0   | 0   | 0   | 0  | 0  | 5  | 9   | 0.00 | 0.000 |

| Batter  | 1   | 2                                | 3                            | 4                                | 5                            | 6                                | 7                            | 8                                    | 9                             | 10                               | 11                            | 12                               | AB R H RBI BB SO LOB          | TOP                              |                               |                                  |                               |                                  |                               |                                  |                              |                                  |                                  |                                    |                                  |        |       |       |
|---|---|----------------------------------|------------------------------|----------------------------------|------------------------------|----------------------------------|------------------------------|--------------------------------------|-------------------------------|----------------------------------|-------------------------------|----------------------------------|-------------------------------|----------------------------------|-------------------------------|----------------------------------|-------------------------------|----------------------------------|-------------------------------|----------------------------------|------------------------------|----------------------------------|----------------------------------|------------------------------------|----------------------------------|--------|-------|-------|
| Mookie Wilson, S (1, 8)<br>OBP: 0.227, SLG: 0.298     | 0-0<br>6-3  |                                  |                              | 0-2<br>F9                        |                              | 2-2<br>4-1                       |                              | 3-1<br>4-3                           |                               | 4-2<br>BB                        |                               | 2-1<br>FC5                       | 5 0 0 0 1 0 2                 |                                  |                               |                                  |                               |                                  |                               |                                  |                              |                                  |                                  |                                    |                                  |        |       |       |
| Keith Miller, R (1, 4)<br>(7, 6)                      | 3-1<br>F8   |                                  |                              | 2-1<br>F8                        |                              | 1-3<br>K                         |                              | 1-1<br>6-3                           |                               | 0-0<br>F7                        |                               |                                  | 5 0 0 0 0 1 1                 |                                  |                               |                                  |                               |                                  |                               |                                  |                              |                                  |                                  |                                    |                                  |        |       |       |
| Howard Johnson, S (1, 5)<br>OBP: 0.351, SLG: 0.517    | 3-2<br>P2   |                                  |                              | 0-0<br>P2                        |                              | 2-2<br>1-3                       |                              | 2-2<br>1B                            |                               |                                  | 3-2<br>F9                     |                                  | 5 0 1 0 0 0 0                 |                                  |                               |                                  |                               |                                  |                               |                                  |                              |                                  |                                  |                                    |                                  |        |       |       |
| Darryl Strawberry, L (1, 9)<br>OBP: 0.299, SLG: 0.491 |   | 0-3<br>K                         |                              |                                  | 1-1<br>F9                    |                                  | 4-0<br>2B                    | 1 SAFE<br>3-3<br>K                   |                               |                                  | 2-1<br>P5                     |                                  | 4 1 0 0 1 2 1                 |                                  |                               |                                  |                               |                                  |                               |                                  |                              |                                  |                                  |                                    |                                  |        |       |       |
| Kevin McReynolds, R (1, 7)<br>OBP: 0.346, SLG: 0.413  |   | 3-2<br>1B                        |                              |                                  | 3-2<br>1B                    |                                  | 3-2<br>F9                    | 1 SAFE<br>1 SAFE<br>1 SAFE<br>1 SAFE |                               | 1-3<br>K                         |                               | 3-2<br>4-3                       | 5 1 2 0 0 1 1                 |                                  |                               |                                  |                               |                                  |                               |                                  |                              |                                  |                                  |                                    |                                  |        |       |       |
| Tim Teufel, R (1, 3)<br>OBP: 0.384, SLG: 0.296        |   | 1-2<br>G6-4-3                    |                              |                                  | 4-1<br>1B                    |                                  | 2-0<br>2B                    |                                      |                               | 1-3<br>K                         |                               | 1-1<br>FC1-6                     | 3 1 1 0 1 1 1                 |                                  |                               |                                  |                               |                                  |                               |                                  |                              |                                  |                                  |                                    |                                  |        |       |       |
| Randy Myers, L (9, 1)                                 |   |                                  |                              |                                  | 1-2<br>BB                    |                                  | 1-3<br>2B                    |                                      |                               |                                  |                               |                                  | 0 0 0 0 0 0 0                 |                                  |                               |                                  |                               |                                  |                               |                                  |                              |                                  |                                  |                                    |                                  |        |       |       |
| Lenny Dykstra, L (12, PH)<br>OBP: 0.368, SLG: 0.400   |   |                                  |                              |                                  |                              |                                  |                              |                                      |                               |                                  |                               |                                  | 1 0 1 0 0 0 0                 |                                  |                               |                                  |                               |                                  |                               |                                  |                              |                                  |                                  |                                    |                                  |        |       |       |
| Roger McDowell, R (12, 1)                             |   |                                  |                              |                                  |                              |                                  |                              |                                      |                               |                                  |                               |                                  | 0 0 0 0 0 0 0                 |                                  |                               |                                  |                               |                                  |                               |                                  |                              |                                  |                                  |                                    |                                  |        |       |       |
| Barry Lyons, R (1, 2)<br>OBP: 0.352, SLG: 0.439       |   | 3-1<br>6-3                       |                              |                                  | 2-0<br>1B                    |                                  | 2-3<br>K                     |                                      |                               | 0-1<br>3-1                       |                               | 0-0<br>FC1-6                     | 5 0 1 1 0 1 3                 | AB 43                            |                               |                                  |                               |                                  |                               |                                  |                              |                                  |                                  |                                    |                                  |        |       |       |
| Kevin Elster, R (1, 6)<br>OBP: 0.389, SLG: 0.302      |   |                                  |                              |                                  | 0-0<br>F4                    |                                  | 0-1<br>2B                    |                                      |                               | 1-1<br>G3                        |                               | 0-0<br>F7                        | 2 0 0 0 0 0 2                 | R 3                              |                               |                                  |                               |                                  |                               |                                  |                              |                                  |                                  |                                    |                                  |        |       |       |
| Gregg Jefferies, S (7, PH)<br>OBP: 0.211, SLG: 0.261  |   |                                  |                              |                                  |                              |                                  |                              |                                      |                               |                                  |                               |                                  | 3 0 1 2 0 0 1                 | H 8                              |                               |                                  |                               |                                  |                               |                                  |                              |                                  |                                  |                                    |                                  |        |       |       |
| Dwight Gooden, R (1, 1)<br>OBP: 0.154, SLG: 0.240     |   |                                  |                              |                                  | 3-3<br>K                     |                                  | 1-3<br>K                     |                                      |                               | 2-1<br>F8                        |                               | 2-1<br>1B                        | 2 0 0 0 0 1 2                 | RBI 3                            |                               |                                  |                               |                                  |                               |                                  |                              |                                  |                                  |                                    |                                  |        |       |       |
| Lee Mazzilli, S (7, PH)<br>OBP: 0.370, SLG: 0.263     |   |                                  |                              |                                  |                              |                                  |                              |                                      |                               |                                  |                               |                                  | 1 0 0 0 0 1 1                 | BB 3                             |                               |                                  |                               |                                  |                               |                                  |                              |                                  |                                  |                                    |                                  |        |       |       |
| Rick Aguilera, R (7, 1)                               |   |                                  |                              |                                  |                              |                                  |                              |                                      |                               |                                  |                               |                                  | 0 0 0 0 0 0 0                 | SO 8                             |                               |                                  |                               |                                  |                               |                                  |                              |                                  |                                  |                                    |                                  |        |       |       |
| Dave Magadan, L (9, 3)<br>OBP: 0.361, SLG: 0.427      |   |                                  |                              |                                  |                              |                                  |                              |                                      |                               |                                  |                               |                                  | 2 0 1 0 0 0 0                 | LOB 15                           |                               |                                  |                               |                                  |                               |                                  |                              |                                  |                                  |                                    |                                  |        |       |       |
|   |   |                                  |                              |                                  |                              |                                  |                              |                                      |                               |                                  |                               |                                  |                               |                                  |                               |                                  |                               |                                  |                               |                                  |                              |                                  |                                  |                                    |                                  |        |       |       |
| <b>Inning Stats</b>                                   | R: 0<br>E: 0<br>K: 0<br>S: 7  | H: 0<br>LOB: 0<br>BB: 0<br>P: 13 | R: 0<br>E: 0<br>K: 1<br>S: 9 | H: 1<br>LOB: 0<br>BB: 0<br>P: 13 | R: 0<br>E: 0<br>K: 0<br>S: 8 | H: 0<br>LOB: 0<br>BB: 0<br>P: 15 | R: 0<br>E: 0<br>K: 0<br>S: 6 | H: 0<br>LOB: 0<br>BB: 0<br>P: 8      | R: 1<br>E: 0<br>K: 1<br>S: 14 | H: 2<br>LOB: 2<br>BB: 1<br>P: 27 | R: 0<br>E: 0<br>K: 1<br>S: 11 | H: 0<br>LOB: 0<br>BB: 0<br>P: 16 | R: 2<br>E: 0<br>K: 2<br>S: 14 | H: 2<br>LOB: 1<br>BB: 1<br>P: 26 | R: 0<br>E: 0<br>K: 1<br>S: 15 | H: 1<br>LOB: 1<br>BB: 0<br>P: 24 | R: 0<br>E: 0<br>K: 2<br>S: 11 | H: 0<br>LOB: 0<br>BB: 0<br>P: 13 | R: 0<br>E: 0<br>K: 0<br>S: 14 | H: 0<br>LOB: 0<br>BB: 0<br>P: 22 | R: 0<br>E: 0<br>K: 0<br>S: 8 | H: 2<br>LOB: 2<br>BB: 0<br>P: 13 | 1B: 6<br>2B: 2<br>3B: 0<br>HR: 0 | SF: 0<br>SAC: 0<br>DP: 1<br>HBP: 0 | WP: 0<br>PB: 0<br>SB: 0<br>CS: 0 | PA: 46 |       |       |
| <b>PITCHER</b>  | IP<br>WLS<br>BF<br>H<br>R<br>ER<br>SO<br>BB<br>IBB<br>HBP<br>BLK<br>WP<br>HR<br>S<br>P<br>ERA<br>WHIP |                                  |                              |                                  |                              |                                  |                              |                                      |                               |                                  |                               |                                  |                               |                                  |                               |                                  |                               |                                  |                               |                                  |                              |                                  |                                  |                                    |                                  |        |       |       |
| Fernando Valenzuela, L (1, 1)<br>ERA: 4.66            | 6.0   |                                  | 22                           | 3                                | 2                            | 2                                | 3                            | 2                                    | 0                             | 0                                | 0                             | 0                                | 2                             | 0                                | 0                             | 0                                | 0                             | 0                                | 0                             | 0                                | 0                            | 0                                | 0                                | 0                                  | 0                                | 0      | 3.00  | 0.833 |
| Alejandro Pena, R (7, 1)<br>ERA: 3.97                 | 0.1   |                                  | 2                            | 1                                | 0                            | 0                                | 0                            | 0                                    | 0                             | 0                                | 0                             | 0                                | 0                             | 0                                | 0                             | 0                                | 0                             | 0                                | 0                             | 0                                | 0                            | 0                                | 0                                | 0                                  | 0                                | 0      | 0.00  | 3.000 |
| Tim Crews, R (7, 1)<br>ERA: 2.55                      | 2.2   |                                  | 10                           | 2                                | 1                            | 1                                | 5                            | 0                                    | 0                             | 0                                | 0                             | 0                                | 0                             | 0                                | 0                             | 0                                | 0                             | 0                                | 0                             | 0                                | 0                            | 0                                | 0                                | 0                                  | 0                                | 3.38   | 0.750 |       |
| Jay Howell, R (10, 1)<br>ERA: 0.65                    | 2.0   |                                  | 7                            | 0                                | 0                            | 0                                | 0                            | 1                                    | 0                             | 0                                | 0                             | 0                                | 0                             | 0                                | 0                             | 0                                | 0                             | 0                                | 0                             | 0                                | 0                            | 0                                | 0                                | 0                                  | 0                                | 0      | 0.00  | 0.500 |
| Ray Searage, L (12, 1)<br>ERA: 1.15                   | 1.0   | W                                | 5                            | 2                                | 0                            | 0                                | 0                            | 0                                    | 0                             | 0                                | 0                             | 0                                | 0                             | 0                                | 0                             | 0                                | 0                             | 0                                | 0                             | 0                                | 0                            | 0                                | 0                                | 0                                  | 0                                | 0      | 0.00  | 2.000 |

**New York Mets @ Los Angeles Dodgers**  
**Dodger Stadium, Los Angeles, CA**  
Sun May 28 1989, 3:33 AM PDT  
Att. 46,060 - Sunny

livebaseballscorecards.com

AB 43  
R 3  
H 8  
RBI 3  
BB 3  
SO 8  
LOB 15



| Batter  | 1          | 2 | 3                 | 4         | 5                      | 6 | 7                  | 8 | 9                 | 10        | 11        | 12                       |
|---|------------|---|-------------------|-----------|------------------------|---|--------------------|---|-------------------|-----------|-----------|--------------------------|
| Chris Gwynn, L (1, 8)<br>OBP: 0.325, SLG: 0.405<br>Mickey Hatcher, R (9, PH)<br>OBP: 0.284, SLG: 0.345<br>Jay Howell, R (10, 1)<br>Dave Anderson, R (12, 5)<br>OBP: 0.281, SLG: 0.151 | 3-2<br>F8  |   | 1-0<br>1B         | 0-0<br>F7 |                        |   | 1-1<br>L6          |   | 2-2<br>SAFE<br>L9 |           |           | 4-0<br>E 1B<br>BLK BB    |
| Willie Randolph, R (1, 4)<br>OBP: 0.371, SLG: 0.282   | 2-1<br>2B  |   | 2-1<br>1B         |           | 3-2<br>F9              |   | 0-3<br>K           |   | 2-1<br>1B         |           |           | 1-2<br>BLK E<br>1B       |
| Mike Davis, L (1, 7)<br>OBP: 0.326, SLG: 0.407<br>John Shelby, S (9, PH)<br>OBP: 0.259, SLG: 0.196  | 2-2<br>1B  |   | 1-2<br>L7-6<br>1B |           | 0-0<br>4-3             |   | 0-0<br>1B          |   | 1-1<br>F9         |           |           | 2-1<br>BLK<br>1-3<br>2-H |
| Eddie Murray, S (1, 3)<br>OBP: 0.362, SLG: 0.439  | 0-3<br>K   |   | 1-3<br>K          |           | 4-2<br>BB              |   | 0-3<br>K           |   |                   | 0-0<br>F7 |           |                          |
| Mike Marshall, R (1, 9)<br>OBP: 0.317, SLG: 0.362   | 0-2<br>1B  |   | 0-1<br>1B         |           | 1-3<br>K               |   | 0-3<br>K           |   |                   | 0-0<br>F9 |           |                          |
| Mike Scioscia, L (1, 2)<br>OBP: 0.345, SLG: 0.371   | 1-2<br>4-3 |   | 1-1<br>L7-6       |           | 0-0<br>4-3             |   | 1-3<br>K           |   |                   | 2-1<br>L8 |           |                          |
| Jeff Hamilton, R (1, 5)<br>OBP: 0.272, SLG: 0.359<br>Ray Searge, L (12, 1)  |            |   | 1-0<br>F7         |           | 3-2<br>F8              |   | 0-1<br>F8          |   |                   |           | 1-0<br>L7 |                          |
| Alfredo Griffin, S (1, 6)<br>OBP: 0.217, SLG: 0.289   |            |   | 2-2<br>4-3        |           | 0-1<br>SH1-4<br>1B     |   | 0-2<br>FC4-6<br>1B |   | 0-3<br>K          |           | 2-1<br>F9 |                          |
| Fernando Valenzuela, L (1, 1)<br>Alejandro Pena, R (7, 1)<br>Tim Crews, R (7, 1)<br>Kirk Gibson, L (9, PH)<br>OBP: 0.361, SLG: 0.420  |            |   | 1-2<br>6-3        |           | 1 SAFE<br>0-0<br>SH1-4 |   | 0-0<br>FC4-6       |   | 2-1<br>1B         |           | 0-0<br>F8 |                          |

| Inning Stats | R: 1 | H: 3 | E: 0 | LOB: 2 | K: 1 | S: 22 | R: 0 | H: 0 | E: 0 | LOB: 0 | K: 1 | S: 10 | R: 2 | H: 4 | E: 0 | LOB: 1 | K: 1 | S: 18 | R: 0 | H: 1 | E: 0 | LOB: 1 | K: 0 | S: 8 | R: 0 | H: 1 | E: 0 | LOB: 1 | K: 0 | S: 7 | R: 0 | H: 1 | E: 0 | LOB: 1 | K: 2 | S: 9 | R: 0 | H: 0 | E: 0 | LOB: 0 | K: 3 | S: 9 | R: 0 | H: 2 | E: 0 | LOB: 2 | K: 1 | S: 12 | R: 0 | H: 0 | E: 0 | LOB: 0 | K: 0 | S: 4 | R: 0 | H: 0 | E: 0 | LOB: 0 | K: 0 | S: 4 | R: 1 | H: 1 | E: 1 | LOB: 1 | K: 1 | S: 4 | 1B: 11 | 2B: 3 | 3B: 0 | HR: 0 | SF: 0 | SAC: 1 | DP: 1 | HBP: 0 | WP: 0 | PA: 48 |
|--------------|------|------|------|--------|------|-------|------|------|------|--------|------|-------|------|------|------|--------|------|-------|------|------|------|--------|------|------|------|------|------|--------|------|------|------|------|------|--------|------|------|------|------|------|--------|------|------|------|------|------|--------|------|-------|------|------|------|--------|------|------|------|------|------|--------|------|------|------|------|------|--------|------|------|--------|-------|-------|-------|-------|--------|-------|--------|-------|--------|
|--------------|------|------|------|--------|------|-------|------|------|------|--------|------|-------|------|------|------|--------|------|-------|------|------|------|--------|------|------|------|------|------|--------|------|------|------|------|------|--------|------|------|------|------|------|--------|------|------|------|------|------|--------|------|-------|------|------|------|--------|------|------|------|------|------|--------|------|------|------|------|------|--------|------|------|--------|-------|-------|-------|-------|--------|-------|--------|-------|--------|


| PITCHER                                | IP  | WLS | BF | H | R | ER | SO | BB | IBB | HBP | BLK | WP | HR | S  | P   | ERA  | WHIP  |
|--|-----|-----|----|---|---|----|----|----|-----|-----|-----|----|----|----|-----|------|-------|
| Dwight Gooden, R (1, 1)<br>ERA: 2.38   | 6.0 |     | 27 | 9 | 3 | 3  | 3  | 1  | 0   | 0   | 0   | 0  | 0  | 76 | 104 | 4.50 | 1.667 |
| Rick Aguilera, R (7, 1)<br>ERA: 0.89   | 2.1 |     | 9  | 2 | 0 | 0  | 6  | 0  | 0   | 0   | 0   | 0  | 0  | 23 | 28  | 0.00 | 0.857 |
| Randy Myers, L (9, 1)<br>ERA: 0.66     | 2.2 |     | 9  | 1 | 0 | 0  | 0  | 0  | 0   | 0   | 0   | 0  | 0  | 15 | 25  | 0.00 | 0.375 |
| Roger McDowell, R (12, 1)<br>ERA: 2.57 | 0.0 | L   | 3  | 1 | 1 | 0  | 0  | 1  | 0   | 0   | 1   | 0  | 0  | 4  | 11  | ∞    | ∞     |


**BOTTOM**

**New York Mets @ Los Angeles Dodgers**  
**Dodger Stadium, Los Angeles, CA**  
 Sun May 28 1989, 3:33 AM PDT  
 Att: 46,060 - Sunny

livebaseballscorecards.com

|     |    |
|-----|----|
| AB  | 45 |
| R   | 4  |
| H   | 13 |
| RBI | 3  |
| BB  | 2  |
| SO  | 10 |
| LOB | 15 |



| Batter  | 1                            | 2                                | 3                             | 4                                | 5                             | 6                                | 7                            | 8                                | 9                            | AB R H RBI BB SO LOB   | TOP   |                                  |                               |                                  |                               |                                  |                               |                                  |                                  |                                    |                                  |        |    |     |    |   |     |      |  |  |  |  |  |
|---|------------------------------|----------------------------------|-------------------------------|----------------------------------|-------------------------------|----------------------------------|------------------------------|----------------------------------|------------------------------|--|---|----------------------------------|-------------------------------|----------------------------------|-------------------------------|----------------------------------|-------------------------------|----------------------------------|----------------------------------|------------------------------------|----------------------------------|--------|----|-----|----|---|-----|------|--|--|--|--|--|
| Lenny Dykstra, L (1, 8)<br>OBP: 0.374, SLG: 0.410<br>Mookie Wilson, S (8, PH)<br>OBP: 0.225, SLG: 0.296<br>(8, 8)   | 4-1<br>S<br>2B<br>BB         | 0-3<br>K                         |                               |                                  | 0-0<br>2B                     |                                  |                              | 1-1<br>G5-3                      |                              | 2 1 1 0 1 1 2<br>1 0 0 0 0 0 0                                   | <p><b>New York Mets @ San Francisco Giants</b><br/>Candlestick Park, San Francisco, CA</p> <p>Mon May 29 1989, 6:33 AM EDT<br/>Att. 38,899 - Sunny</p> <p>livebaseballscorecards.com</p> <table border="1"> <tr><td>AB</td><td>33</td></tr> <tr><td>R</td><td>2</td></tr> <tr><td>H</td><td>9</td></tr> <tr><td>RBI</td><td>1</td></tr> <tr><td>BB</td><td>2</td></tr> <tr><td>SO</td><td>5</td></tr> <tr><td>LOB</td><td>16</td></tr> </table>  | AB                               | 33                            | R                                | 2                             | H                                | 9                             | RBI                              | 1                                | BB                                 | 2                                | SO     | 5  | LOB | 16 |   |     |      |  |  |  |  |  |
| AB  | 33                           |                                  |                               |                                  |                               |                                  |                              |                                  |                              |  |   |                                  |                               |                                  |                               |                                  |                               |                                  |                                  |                                    |                                  |        |    |     |    |   |     |      |  |  |  |  |  |
| R   | 2                            |                                  |                               |                                  |                               |                                  |                              |                                  |                              |  |   |                                  |                               |                                  |                               |                                  |                               |                                  |                                  |                                    |                                  |        |    |     |    |   |     |      |  |  |  |  |  |
| H   | 9                            |                                  |                               |                                  |                               |                                  |                              |                                  |                              |  |   |                                  |                               |                                  |                               |                                  |                               |                                  |                                  |                                    |                                  |        |    |     |    |   |     |      |  |  |  |  |  |
| RBI   | 1                            |                                  |                               |                                  |                               |                                  |                              |                                  |                              |  |   |                                  |                               |                                  |                               |                                  |                               |                                  |                                  |                                    |                                  |        |    |     |    |   |     |      |  |  |  |  |  |
| BB  | 2                            |                                  |                               |                                  |                               |                                  |                              |                                  |                              |  |   |                                  |                               |                                  |                               |                                  |                               |                                  |                                  |                                    |                                  |        |    |     |    |   |     |      |  |  |  |  |  |
| SO  | 5                            |                                  |                               |                                  |                               |                                  |                              |                                  |                              |  |   |                                  |                               |                                  |                               |                                  |                               |                                  |                                  |                                    |                                  |        |    |     |    |   |     |      |  |  |  |  |  |
| LOB   | 16                           |                                  |                               |                                  |                               |                                  |                              |                                  |                              |  |   |                                  |                               |                                  |                               |                                  |                               |                                  |                                  |                                    |                                  |        |    |     |    |   |     |      |  |  |  |  |  |
| Howard Johnson, S (1, 5)<br>OBP: 0.348, SLG: 0.516  | 2-1<br>F7                    |                                  | 1-0<br>F7                     |                                  | 1-0<br>G3                     |                                  |                              | 2-2<br>2B                        |                              | 4 0 1 0 0 0 2  |   |                                  |                               |                                  |                               |                                  |                               |                                  |                                  |                                    |                                  |        |    |     |    |   |     |      |  |  |  |  |  |
| Darryl Strawberry, L (1, 9)<br>OBP: 0.309, SLG: 0.500   | 1-1<br>2B                    |                                  | 4-2<br>CS<br>BB               |                                  | 3-2<br>1B                     |                                  |                              | 0-1<br>G3-1                      |                              | 3 0 2 1 1 0 1  |   |                                  |                               |                                  |                               |                                  |                               |                                  |                                  |                                    |                                  |        |    |     |    |   |     |      |  |  |  |  |  |
| Kevin McReynolds, R (1, 7)<br>OBP: 0.339, SLG: 0.402  | 1-0<br>F9                    |                                  | 2-3<br>K                      |                                  | 0-0<br>F7                     |                                  |                              | 1-1<br>P6                        |                              | 4 0 0 0 0 1 3  |   |                                  |                               |                                  |                               |                                  |                               |                                  |                                  |                                    |                                  |        |    |     |    |   |     |      |  |  |  |  |  |
| Dave Magadan, L (1, 3)<br>OBP: 0.356, SLG: 0.418<br>Keith Miller, R (9, PR)   | 0-1<br>F7                    |                                  | 1-2<br>F8                     |                                  | 0-3<br>K                      |                                  |                              | 0-2<br>FC6-4<br>1B               |                              | 4 0 1 0 0 1 1<br>0 0 0 0 0 0 0                                   |   |                                  |                               |                                  |                               |                                  |                               |                                  |                                  |                                    |                                  |        |    |     |    |   |     |      |  |  |  |  |  |
| Gregg Jefferies, S (1, 4)<br>OBP: 0.212, SLG: 0.260   |                              | 1-2<br>SH5-4<br>1B               |                               | 1-0<br>P7                        |                               |                                  | 2-2<br>P6                    | 0-2<br>FC6-4<br>1B<br>E          |                              | 4 1 1 0 0 0 1  |   |                                  |                               |                                  |                               |                                  |                               |                                  |                                  |                                    |                                  |        |    |     |    |   |     |      |  |  |  |  |  |
| Barry Lyons, R (1, 2)<br>OBP: 0.360, SLG: 0.443   |                              | 0-0<br>SH5-4<br>1B               |                               | 2-3<br>K                         |                               |                                  | 1-2<br>G4-3                  | 0-0<br>FC6<br>1B                 |                              | 4 0 2 0 0 1 0  |   |                                  |                               |                                  |                               |                                  |                               |                                  |                                  |                                    |                                  |        |    |     |    |   |     |      |  |  |  |  |  |
| Kevin Elster, R (1, 6)<br>OBP: 0.290, SLG: 0.303<br>Tim Teufel, R (9, PH)<br>OBP: 0.379, SLG: 0.292   |                              | 0-2<br>F8                        |                               | 0-1<br>F9                        |                               |                                  | 1-2<br>1B                    | 3-2<br>FC6<br>1-2f<br>2-H        |                              | 3 0 1 0 0 0 2<br>1 0 0 0 0 0 1                                   |   |                                  |                               |                                  |                               |                                  |                               |                                  |                                  |                                    |                                  |        |    |     |    |   |     |      |  |  |  |  |  |
| Ron Darling, R (1, 1)<br>OBP: 0.095, SLG: 0.143<br>Lee Mazzilli, S (7, PH)<br>OBP: 0.357, SLG: 0.250<br>Don Aase, R (7, 1)<br>Mark Carreon, R (9, PH)<br>OBP: 0.300, SLG: 0.556 |                              | 0-1<br>SH5-4                     |                               | 2-3<br>K                         |                               |                                  | 3-1<br>P6                    | 0-2<br>L4                        |                              | 1 0 0 0 0 1 0<br>1 0 0 0 0 0 1<br>0 0 0 0 0 0 0<br>1 0 0 0 0 0 2 |   |                                  |                               |                                  |                               |                                  |                               |                                  |                                  |                                    |                                  |        |    |     |    |   |     |      |  |  |  |  |  |
| <b>Inning Stats</b>   | R: 1<br>E: 0<br>K: 0<br>S: 8 | H: 1<br>LOB: 1<br>BB: 1<br>P: 16 | R: 0<br>E: 0<br>K: 1<br>S: 12 | H: 2<br>LOB: 2<br>BB: 0<br>P: 13 | R: 0<br>E: 0<br>K: 1<br>S: 10 | H: 0<br>LOB: 0<br>BB: 1<br>P: 17 | R: 0<br>E: 0<br>K: 1<br>S: 8 | H: 0<br>LOB: 0<br>BB: 0<br>P: 12 | R: 0<br>E: 0<br>K: 1<br>S: 8 | H: 1<br>LOB: 1<br>BB: 0<br>P: 11                                 | R: 0<br>E: 0<br>K: 1<br>S: 10   | H: 1<br>LOB: 0<br>BB: 0<br>P: 13 | R: 0<br>E: 0<br>K: 0<br>S: 13 | H: 1<br>LOB: 1<br>BB: 0<br>P: 20 | R: 0<br>E: 0<br>K: 0<br>S: 11 | H: 1<br>LOB: 1<br>BB: 0<br>P: 15 | R: 1<br>E: 1<br>K: 0<br>S: 13 | H: 2<br>LOB: 2<br>BB: 0<br>P: 16 | 1B: 6<br>2B: 3<br>3B: 0<br>HR: 0 | SF: 0<br>SAC: 1<br>DP: 0<br>HBP: 0 | WP: 0<br>PB: 0<br>SB: 1<br>CS: 1 | PA: 36 |    |     |    |   |     |      |  |  |  |  |  |
| <b>PITCHER</b><br>Don Robinson, R (1, 1)<br>ERA: 3.21<br>Craig Lefferts, L (8, 1)<br>ERA: 1.46  | IP<br>7.0                    | WLS<br>W                         | BF<br>27                      | H<br>6                           | R<br>1                        | ER<br>1                          | SO<br>5                      | BB<br>2                          | IBB<br>0                     | HBP<br>0   | BLK<br>0  | WP<br>0                          | HR<br>0                       | S<br>69                          | P<br>102                      | ERA<br>1.29                      | WHIP<br>1.143                 |                                  |                                  |                                    |                                  |        |    |     |    |   |     |      |  |  |  |  |  |
|   |                              |                                  |                               |                                  |                               |                                  |                              |                                  |                              |  | <b>PITCHER</b>  | IP                               | WLS                           | BF                               | H                             | R                                | ER                            | SO                               | BB                               | IBB                                | HBP                              | BLK    | WP | HR  | S  | P | ERA | WHIP |  |  |  |  |  |

| Batter   | 1                         | 2                   | 3                                 | 4           | 5                      | 6          | 7                | 8                               | 9 | AB | R | H | RBI | BB | SO | LOB |
|--|---------------------------|---------------------|-----------------------------------|-------------|------------------------|------------|------------------|---------------------------------|---|----|---|---|-----|----|----|-----|
| <b>Brett Butler, L</b><br>OBP: 0.387, SLG: 0.367 (1, 8)<br>C<br>B<br>B<br>X  | 2-1<br>P6-4<br>G6-3<br>1B |                     | 4-0<br>FC6-5<br>2B<br>BB          | 2-3<br>K2-3 |                        | 0-2<br>SF8 |                  | 1-0<br>SF8                      |   | 2  | 1 | 1 | 2   | 1  | 1  | 2   |
| <b>Robby Thompson, R</b><br>OBP: 0.342, SLG: 0.460 (1, 4)<br>X   | 0-0<br>G6-3<br>1-2        |                     | 0-1<br>FC6-5<br>2B<br>1-2<br>2-3f |             | 0-0<br>F9<br>2B        | 1-3<br>K   |                  | 1-2<br>E<br>1B                  |   | 5  | 0 | 2 | 0   | 0  | 1  | 5   |
| <b>Will Clark, L</b><br>OBP: 0.450, SLG: 0.631 (1, 3)<br>B<br>B<br>B   | 4-0<br>BB                 |                     | 1-1<br>2B<br>1-3<br>2-H           |             | 1-1<br>F8              |            | 4-2<br>1B<br>BB  | 2-1<br>E5<br>1-3                |   | 3  | 0 | 1 | 1   | 2  | 0  | 2   |
| <b>Kevin Mitchell, R</b><br>OBP: 0.384, SLG: 0.643 (1, 7)<br>F<br>F<br>X   | 0-2<br>P6-4<br>2-3f       |                     | 4-0<br>IBB                        |             | 0-1<br>F9              |            | 3-0<br>F8        | 0-0<br>P2                       |   | 4  | 0 | 0 | 0   | 1  | 0  | 6   |
| <b>Terry Kennedy, L</b><br>OBP: 0.302, SLG: 0.368 (1, 2)<br>C<br>B<br>B<br>S   |                           | 2-3<br>K            | 0-0<br>G3                         |             | 3-3<br>K               |            | 0-0<br>1B        |                                 |   | 4  | 0 | 1 | 0   | 0  | 2  | 4   |
| <b>Candy Maldonado, R</b><br>OBP: 0.283, SLG: 0.288 (1, 9)<br>B<br>B<br>C<br>B   |                           | 4-1<br>G3-4-3<br>BB |                                   | 2-0<br>F7   |                        | 0-0<br>F7  | 1-0<br>P2        |                                 |   | 3  | 0 | 0 | 0   | 1  | 0  | 2   |
| <b>Ken Oberkfell, L</b><br>OBP: 0.159, SLG: 0.155 (1, 5)<br><b>Craig Lefferts, L</b><br>(8, 1)<br>B<br>C<br>X                | 1-1<br>G3-4-3<br>1-2f     |                     | 0-1<br>E4<br>1B                   |             | 0-1<br>E4<br>1B<br>SF8 |            | 0-0<br>P6        |                                 |   | 4  | 1 | 1 | 0   | 0  | 0  | 3   |
| <b>Jose Uribe, S</b><br>OBP: 0.284, SLG: 0.296 (1, 6)<br>C<br>X  |                           | 0-1<br>B5-3         | 3-1<br>1B                         |             | 0-0<br>SF8<br>1B       |            | 1-2<br>SF8<br>1B | 1-2<br>E4<br>SH5-3<br>SF8<br>1B |   | 4  | 1 | 3 | 0   | 0  | 0  | 0   |
| <b>Don Robinson, R</b><br>OBP: 0.276, SLG: 0.414 (1, 1)<br><b>Chris Speier, R</b><br>OBP: 0.318, SLG: 0.222 (8, 5)<br>S<br>S | 0-0<br>FC6-5<br>2B        |                     | 0-3<br>K                          |             | 1-2<br>1B              |            | 0-0<br>SH5-3     |                                 |   | 3  | 0 | 2 | 0   | 0  | 1  | 2   |
|  |                           |                     |                                   |             |                        |            |                  |                                 |   | 0  | 0 | 0 | 0   | 0  | 0  | 0   |

| Inning Stats | R: 0 | H: 1   | R: 0 | H: 0   | R: 1 | H: 2   | R: 0  | H: 1   | R: 0 | H: 1   | R: 1  | H: 2   | R: 0 | H: 1   | R: 0  | H: 1   | R: 0  | H: 1   | R: 1  | H: 2   | 1B: 8 | SF: 2  | WP: 0 | PA: 40 |
|--------------|------|--------|------|--------|------|--------|-------|--------|------|--------|-------|--------|------|--------|-------|--------|-------|--------|-------|--------|-------|--------|-------|--------|
|              | E: 0 | LOB: 1 | E: 0 | LOB: 0 | E: 0 | LOB: 3 | E: 1  | LOB: 2 | E: 0 | LOB: 1 | E: 0  | LOB: 2 | E: 0 | LOB: 2 | E: 0  | LOB: 2 | E: 2  | LOB: 2 | E: 0  | LOB: 0 | 2B: 4 | SAC: 1 | PB: 0 |        |
|              | K: 0 | BB: 1  | K: 1 | BB: 1  | K: 0 | BB: 2  | K: 2  | BB: 0  | K: 1 | BB: 0  | K: 1  | BB: 0  | K: 0 | BB: 1  | K: 0  | BB: 1  | K: 0  | BB: 0  | K: 0  | BB: 0  | 3B: 0 | DP: 2  | SB: 0 |        |
|              | S: 6 | P: 12  | S: 6 | P: 13  | S: 8 | P: 17  | S: 11 | P: 18  | S: 8 | P: 12  | S: 12 | P: 14  | S: 7 | P: 15  | S: 11 | P: 16  | S: 11 | P: 16  | S: 11 | P: 16  | HR: 0 | HBP: 0 | CS: 0 |        |

| PITCHER                                  | IP  | WLS | BF | H | R | ER | SO | BB | IBB | HBP | BLK | WP | HR | S  | P  | ERA  | WHIP  |
|--|-----|-----|----|---|---|----|----|----|-----|-----|-----|----|----|----|----|------|-------|
| <b>Ron Darling, R</b><br>ERA: 4.1 (1, 1) | 6.0 | L   | 29 | 8 | 2 | 2  | 5  | 3  | 1   | 0   | 0   | 0  | 0  | 51 | 86 | 3.00 | 1.833 |
| <b>Don Aase, R</b><br>ERA: 1.89 (7, 1)   | 2.0 |     | 11 | 3 | 1 | 1  | 0  | 1  | 0   | 0   | 0   | 0  | 0  | 18 | 31 | 4.50 | 2.000 |


**BOTTOM**

**New York Mets @ San Francisco Giants**  
Candlestick Park, San Francisco, CA

Mon May 29 1989, 6:33 AM EDT  
Att. 38,899 - Sunny

livebaseballscorecards.com

|            |           |
|------------|-----------|
| <b>AB</b>  | <b>32</b> |
| <b>R</b>   | <b>3</b>  |
| <b>H</b>   | <b>11</b> |
| <b>RBI</b> | <b>3</b>  |
| <b>BB</b>  | <b>5</b>  |
| <b>SO</b>  | <b>5</b>  |
| <b>LOB</b> | <b>26</b> |



| Batter  | 1   | 2                                | 3                             | 4                                | 5                            | 6                                | 7                            | 8                                | 9                            | AB R H RBI BB SO LOB             | TOP                          |                                  |                              |                                  |                              |                                  |                              |                                 |                                  |                                    |                                  |        |
|---|---|----------------------------------|-------------------------------|----------------------------------|------------------------------|----------------------------------|------------------------------|----------------------------------|------------------------------|----------------------------------|------------------------------|----------------------------------|------------------------------|----------------------------------|------------------------------|----------------------------------|------------------------------|---------------------------------|----------------------------------|------------------------------------|----------------------------------|--------|
| Lenny Dykstra, L (1, 8)<br>OBP: 0.378, SLG: 0.408     | 4-1<br>BLK<br>1B<br>BB                                |                                  | 2-2<br>G3                     |                                  | 0-0<br>3-H<br>1B             |                                  |                              | 1-1<br>G4-3                      |                              | 3 1 1 1 1 0 0                    |                              |                                  |                              |                                  |                              |                                  |                              |                                 |                                  |                                    |                                  |        |
| Tim Teufel, R (1, 4)<br>OBP: 0.396, SLG: 0.320        | 0-2<br>1-H<br>1B                                      |                                  |                               | 0-2<br>G1-3                      |                              | 4-2<br>BB<br>BB                  |                              | 2-2<br>2B                        |                              | 3 0 2 1 1 0 0                    |                              |                                  |                              |                                  |                              |                                  |                              |                                 |                                  |                                    |                                  |        |
| Howard Johnson, S (1, 6)<br>OBP: 0.346, SLG: 0.509    | 3-2<br>P2   |                                  |                               | 0-0<br>2B<br>1B                  |                              | 2-1<br>F8                        |                              | 0-0<br>P4                        |                              | 4 1 1 0 0 0 2                    |                              |                                  |                              |                                  |                              |                                  |                              |                                 |                                  |                                    |                                  |        |
| Darryl Strawberry, L (1, 9)<br>OBP: 0.314, SLG: 0.503 | 3-3<br>K  |                                  |                               | 0-0<br>1-H<br>2B                 |                              | 4-0<br>1-2<br>BB                 |                              | 3-2<br>G3                        |                              | 3 0 1 1 1 1 1                    |                              |                                  |                              |                                  |                              |                                  |                              |                                 |                                  |                                    |                                  |        |
| Kevin McReynolds, R (1, 7)<br>OBP: 0.337, SLG: 0.399  |   | 2-2<br>L4                        |                               | 1-3<br>K                         |                              | 1-1<br>F9                        |                              |                                  | 1-0<br>G4-6-3<br>1B<br>1B    | 4 0 1 0 0 1 3                    |                              |                                  |                              |                                  |                              |                                  |                              |                                 |                                  |                                    |                                  |        |
| Dave Magadan, L (1, 3)<br>OBP: 0.352, SLG: 0.410      |   | 1-1<br>F8                        |                               | 0-0<br>G1-3                      |                              | 0-0<br>F7                        |                              |                                  | 0-1<br>1-2<br>G4-6-3<br>1B   | 4 0 1 0 0 0 3                    |                              |                                  |                              |                                  |                              |                                  |                              |                                 |                                  |                                    |                                  |        |
| Gregg Jefferies, S (1, 5)<br>OBP: 0.213, SLG: 0.260   |   | 1-1<br>G6-3                      |                               |                                  | 1-2<br>G3-6-1<br>1B<br>1B    |                                  | 1-2<br>F8                    |                                  | 0-1<br>G4-6-3<br>1-2f<br>2-3 | 4 1 1 0 0 0 2                    |                              |                                  |                              |                                  |                              |                                  |                              |                                 |                                  |                                    |                                  |        |
| Mackey Sasser, L (1, 2)<br>OBP: 0.294, SLG: 0.424     |   |                                  | 2-0<br>F7                     |                                  | 0-2<br>1-2<br>G3-6-1<br>1B   |                                  | 0-1<br>G4-3                  |                                  | 0-1<br>G4-3                  | 4 0 1 0 0 0 1                    |                              |                                  |                              |                                  |                              |                                  |                              |                                 |                                  |                                    |                                  |        |
| David Cone, L (1, 1)<br>OBP: 0.261, SLG: 0.190        |   |                                  | 0-0<br>G1-3                   |                                  | 1-0<br>G3-6-1<br>1-2f<br>2-3 |                                  | 1-3<br>K                     |                                  |                              | 1 0 0 0 0 0 0                    |                              |                                  |                              |                                  |                              |                                  |                              |                                 |                                  |                                    |                                  |        |
| Lee Mazzilli, S (5, PH)<br>OBP: 0.345, SLG: 0.238     |   |                                  |                               |                                  |                              |                                  |                              |                                  |                              | 1 0 0 0 0 0 0                    |                              |                                  |                              |                                  |                              |                                  |                              |                                 |                                  |                                    |                                  |        |
| Terry Leach, R (5, 1)                                 |   |                                  |                               |                                  |                              |                                  |                              |                                  |                              | 0 0 0 0 0 0 0                    |                              |                                  |                              |                                  |                              |                                  |                              |                                 |                                  |                                    |                                  |        |
| Sid Fernandez, L (6, 1)<br>OBP: 0.271, SLG: 0.316     |   |                                  |                               |                                  |                              |                                  |                              |                                  |                              | 0 0 0 0 0 0 0                    |                              |                                  |                              |                                  |                              |                                  |                              |                                 |                                  |                                    |                                  |        |
| Mookie Wilson, S (7, PH)<br>OBP: 0.223, SLG: 0.293    |   |                                  |                               |                                  |                              |                                  |                              |                                  |                              | 1 0 0 0 0 1 0                    |                              |                                  |                              |                                  |                              |                                  |                              |                                 |                                  |                                    |                                  |        |
| Roger McDowell, R (7, 1)                              |   |                                  |                               |                                  |                              |                                  |                              |                                  |                              | 0 0 0 0 0 0 0                    |                              |                                  |                              |                                  |                              |                                  |                              |                                 |                                  |                                    |                                  |        |
| <b>Inning Stats</b>                                   | R: 1<br>E: 0<br>K: 1<br>S: 10                         | H: 1<br>LOB: 0<br>BB: 1<br>P: 20 | R: 0<br>E: 0<br>K: 0<br>S: 10 | H: 0<br>LOB: 0<br>BB: 0<br>P: 14 | R: 0<br>E: 0<br>K: 0<br>S: 6 | H: 0<br>LOB: 0<br>BB: 0<br>P: 10 | R: 1<br>E: 0<br>K: 1<br>S: 9 | H: 2<br>LOB: 1<br>BB: 0<br>P: 10 | R: 1<br>E: 0<br>K: 0<br>S: 9 | H: 3<br>LOB: 1<br>BB: 0<br>P: 11 | R: 0<br>E: 0<br>K: 0<br>S: 7 | H: 0<br>LOB: 2<br>BB: 2<br>P: 18 | R: 0<br>E: 0<br>K: 1<br>S: 9 | H: 0<br>LOB: 0<br>BB: 0<br>P: 11 | R: 0<br>E: 0<br>K: 0<br>S: 9 | H: 1<br>LOB: 1<br>BB: 0<br>P: 15 | R: 0<br>E: 0<br>K: 0<br>S: 7 | H: 2<br>LOB: 1<br>BB: 0<br>P: 8 | 1B: 7<br>2B: 2<br>3B: 0<br>HR: 0 | SF: 0<br>SAC: 0<br>DP: 2<br>HBP: 0 | WP: 0<br>PB: 0<br>SB: 0<br>CS: 0 | PA: 35 |
| <b>PITCHER</b>  | IP WLS BF H R ER SO BB IBB HBP BLK WP HR S P ERA WHIP |                                  |                               |                                  |                              |                                  |                              |                                  |                              |                                  |                              |                                  |                              |                                  |                              |                                  |                              |                                 |                                  |                                    |                                  |        |
| Mike Krukow, R (1, 1)<br>ERA: 3.29                    | 5.1 W 21 6 3 3 2 2 0 0 0 0 0 0 48 75 5.06 1.500       |                                  |                               |                                  |                              |                                  |                              |                                  |                              |                                  |                              |                                  |                              |                                  |                              |                                  |                              |                                 |                                  |                                    |                                  |        |
| Atlee Hammaker, L (6, 1)<br>ERA: 2.97                 | 1.2 6 0 0 0 1 1 0 0 0 0 0 0 12 19 0.00 0.600          |                                  |                               |                                  |                              |                                  |                              |                                  |                              |                                  |                              |                                  |                              |                                  |                              |                                  |                              |                                 |                                  |                                    |                                  |        |
| Michael LaCoss, R (8, 1)<br>ERA: 2.06                 | 2.0 8 3 0 0 0 0 0 0 0 0 0 0 16 23 0.00 1.500          |                                  |                               |                                  |                              |                                  |                              |                                  |                              |                                  |                              |                                  |                              |                                  |                              |                                  |                              |                                 |                                  |                                    |                                  |        |

**New York Mets @ San Francisco Giants**  
**Candlestick Park, San Francisco, CA**  
 Tue May 30 1989, 10:05 PM EDT  
 Att: 17,398 - Unknown

livebaseballscorecards.com

|     |    |
|-----|----|
| AB  | 32 |
| R   | 3  |
| H   | 9  |
| RBI | 3  |
| BB  | 3  |
| SO  | 3  |
| LOB | 14 |





| Batter  | 1    | 2  | 3    | 4  | 5      | 6  | 7 | 8    | 9 |
|---|------|----|------|----|--------|----|---|------|---|
| Brett Butler, L (1, 8)<br>OBP: 0.388, SLG: 0.379    | F7   |    | P4   | 3B |        | HR |   | L8   |   |
| Robby Thompson, R (1, 4)<br>OBP: 0.348, SLG: 0.461  | 1B   |    | HR   | BB |        | K  |   | G6-3 |   |
| Will Clark, L (1, 3)<br>OBP: 0.458, SLG: 0.648      | L7   |    | HR   | BB |        | HR |   | HR   |   |
| Kevin Mitchell, R (1, 7)<br>OBP: 0.364, SLG: 0.653  | P8   |    | HR   | K  |        | P4 |   | HR   |   |
| Ernest Riles, L (1, 5)<br>OBP: 0.374, SLG: 0.495    |      | F8 | F8   |    | G5-4-3 | F8 |   | HR   |   |
| Candy Maldonado, R (1, 9)<br>OBP: 0.274, SLG: 0.277 |      | K  | G6-3 |    | G5-4-3 |    | K | G6-3 |   |
| Terry Kennedy, L (1, 2)<br>OBP: 0.308, SLG: 0.375   |      | BB |      | K  |        | 2B |   | G4-1 |   |
| Jose Uribe, S (1, 6)<br>OBP: 0.294, SLG: 0.309      |      | BB |      | 3B |        | G3 |   | 1B   |   |
| Mike Krukow, R (1, 1)<br>OBP: 0.071, SLG: 0.071     |      |    |      |    |        |    |   |      |   |
| Atlee Hammaker, S (6, 1)<br>OBP: 0.444, SLG: 0.556  | G6-3 |    |      | K  |        |    |   | G5-3 |   |
| Ed Jurak, R (7, PH)<br>OBP: 0.300, SLG: 0.243       |      |    |      |    |        | HR |   |      |   |
| Michael LaCoss, R (8, 1)<br>OBP: 0.300, SLG: 0.243  |      |    |      |    |        |    |   |      |   |

AB R H RBI BB SO LOB

|   |   |   |   |   |   |   |
|---|---|---|---|---|---|---|
| 5 | 1 | 2 | 1 | 0 | 0 | 0 |
| 4 | 1 | 2 | 0 | 1 | 1 | 2 |
| 3 | 3 | 2 | 3 | 2 | 0 | 1 |
| 5 | 2 | 2 | 3 | 0 | 1 | 4 |
| 5 | 1 | 2 | 3 | 0 | 0 | 0 |
| 5 | 0 | 0 | 0 | 0 | 2 | 1 |
| 3 | 0 | 1 | 0 | 1 | 1 | 0 |
| 3 | 1 | 2 | 0 | 1 | 0 | 1 |
| 2 | 0 | 0 | 0 | 0 | 1 | 3 |
| 1 | 1 | 1 | 0 | 0 | 0 | 0 |
| 1 | 0 | 0 | 0 | 0 | 0 | 1 |
| 0 | 0 | 0 | 0 | 0 | 0 | 0 |

1B: 7 SF: 0  
2B: 3 SAC: 0  
3B: 1 DP: 1  
HR: 3 HBP: 0

| WP | HR | S | P | ERA | WHIP |
|----|----|---|---|-----|------|
| 0  | 0  | 0 | 0 | 0   | 0    |

WP: 0 PA: 42  
PB: 0  
SB: 1  
CS: 0

**New York Mets @ San Francisco Giants**  
Candlestick Park, San Francisco, CA  
Tue May 30 1989, 10:05 PM EDT  
Att. 17,398 - Unknown


livebaseballscores.com

|     |    |
|-----|----|
| AB  | 37 |
| R   | 10 |
| H   | 14 |
| RBI | 10 |
| BB  | 5  |
| SO  | 6  |
| LOB | 13 |



| Inning Stats             | R                       | H                        | E                       | K                         | S                       | H                         | LOB                     | BB                         | P                       | R                         | H                       | E                        | K                       | S                          | H                       | LOB | BB | P |
|--------------------------|-------------------------|--------------------------|-------------------------|---------------------------|-------------------------|---------------------------|-------------------------|----------------------------|-------------------------|---------------------------|-------------------------|--------------------------|-------------------------|----------------------------|-------------------------|-----|----|---|
| R: 0 H: 1 E: 0 K: 9 S: 9 | H: 1 LOB: 1 BB: 0 P: 15 | R: 0 H: 0 E: 0 K: 1 S: 9 | H: 0 LOB: 2 BB: 2 P: 20 | R: 3 H: 3 E: 0 K: 3 S: 11 | H: 3 LOB: 0 BB: 0 P: 15 | R: 1 H: 2 E: 0 K: 3 S: 15 | H: 2 LOB: 3 BB: 2 P: 26 | R: 0 H: 2 E: 0 K: 11 S: 11 | H: 2 LOB: 1 BB: 0 P: 14 | R: 3 H: 3 E: 0 K: 1 S: 20 | H: 3 LOB: 0 BB: 0 P: 26 | R: 0 H: 1 E: 0 K: 1 S: 8 | H: 1 LOB: 1 BB: 0 P: 11 | R: 3 H: 2 E: 0 K: 10 S: 10 | H: 2 LOB: 0 BB: 1 P: 20 |     |    |   |

| PITCHER                               | IP  | WLS | BF | H | R | ER | SO | BB | IBB | HBP | BLK | WP | HR | S  | P  | ERA   | WHIP  |
|---------------------------------------|-----|-----|----|---|---|----|----|----|-----|-----|-----|----|----|----|----|-------|-------|
| David Cone, R (1, 1)<br>ERA: 3.48     | 4.0 | L   | 22 | 6 | 4 | 4  | 4  | 4  | 0   | 0   | 0   | 0  | 0  | 19 | 23 | 9.00  | 3.000 |
| Terry Leach, R (5, 1)<br>ERA: 1.56    | 1.0 |     | 5  | 3 | 1 | 1  | 0  | 0  | 0   | 0   | 0   | 0  | 0  | 12 | 17 | 18.00 | 2.000 |
| Sid Fernandez, L (6, 1)<br>ERA: 3.34  | 1.0 |     | 5  | 2 | 2 | 2  | 1  | 0  | 0   | 0   | 0   | 0  | 1  | 18 | 31 | 13.50 | 2.000 |
| Roger McDowell, R (7, 1)<br>ERA: 3.52 | 2.0 |     | 10 | 3 | 3 | 3  | 1  | 1  | 0   | 0   | 0   | 0  | 1  | 18 | 31 | 13.50 | 2.000 |

| Batter   | 1   | 2  | 3  | 4   | 5   | 6   | 7   | 8   | 9   | 10  | AB R H RBI BB SO LOB   | TOP  |    |    |   |   |   |   |     |   |    |   |    |   |     |    |
|--|---|--|--|---|---|---|---|---|---|---|--|--|----|----|---|---|---|---|-----|---|----|---|----|---|-----|----|
| Lenny Dykstra, L (1, 8)<br>OBP: 0.374, SLG: 0.398<br>Mookie Wilson, S (10, PH)<br>OBP: 0.221, SLG: 0.291<br>(10, 8)  | 0-1<br>L3   |  | 0-0<br>G4-3  |   |   | 1-0<br>G3   |   | 4-1<br>G5-4-3<br>BB                                 |   | 2-2<br>E6<br>1-H<br>2-H                               | 3 0 0 0 1 0 0<br>1 0 0 1 0 0 0                                   | <p><b>New York Mets @ San Francisco Giants</b><br/>Candlestick Park, San Francisco, CA</p> <p>Wed May 31 1989, 10:05 PM EDT<br/>Att. 21,658 - Unknown</p> <p>livebaseballscorecards.com</p> <table border="1"> <tr><td>AB</td><td>37</td></tr> <tr><td>R</td><td>3</td></tr> <tr><td>H</td><td>7</td></tr> <tr><td>RBI</td><td>2</td></tr> <tr><td>BB</td><td>2</td></tr> <tr><td>SO</td><td>9</td></tr> <tr><td>LOB</td><td>17</td></tr> </table>  | AB | 37 | R | 3 | H | 7 | RBI | 2 | BB | 2 | SO | 9 | LOB | 17 |
| AB   | 37  |  |  |   |   |   |   |   |   |   |  |  |    |    |   |   |   |   |     |   |    |   |    |   |     |    |
| R  | 3   |  |  |   |   |   |   |   |   |   |  |  |    |    |   |   |   |   |     |   |    |   |    |   |     |    |
| H  | 7   |  |  |   |   |   |   |   |   |   |  |  |    |    |   |   |   |   |     |   |    |   |    |   |     |    |
| RBI  | 2   |  |  |   |   |   |   |   |   |   |  |  |    |    |   |   |   |   |     |   |    |   |    |   |     |    |
| BB   | 2   |  |  |   |   |   |   |   |   |   |  |  |    |    |   |   |   |   |     |   |    |   |    |   |     |    |
| SO   | 9   |  |  |   |   |   |   |   |   |   |  |  |    |    |   |   |   |   |     |   |    |   |    |   |     |    |
| LOB  | 17  |  |  |   |   |   |   |   |   |   |  |  |    |    |   |   |   |   |     |   |    |   |    |   |     |    |
| Tim Teufel, R (1, 4)<br>OBP: 0.385, SLG: 0.313<br>Rick Aguilera, R (10, 1)   | 2-3<br>K  |  | 0-0<br>1B  |   |   | 1-1<br>F8   |   | 2-0<br>G5-4-3<br>1-2f                               |   | 1-3<br>K  | 5 0 1 0 0 2 3<br>0 0 0 0 0 0 0                                   |  |    |    |   |   |   |   |     |   |    |   |    |   |     |    |
| Darryl Strawberry, L (1, 9)<br>OBP: 0.305, SLG: 0.488  | 1-3<br>K  |  | 2-3<br>K   |   |   | 2-1<br>P6   |   |   |   | 0-2<br>G1-3   | 5 0 0 0 0 2 3  |  |    |    |   |   |   |   |     |   |    |   |    |   |     |    |
| Kevin McReynolds, R (1, 7)<br>OBP: 0.340, SLG: 0.407   |   | 1-1<br>F9  |  | 0-3<br>K  |   | 1-0<br>1B<br>2B                                     |   | 1-0<br>1B   |   | 1-0<br>1B   | 4 1 2 0 0 1 0  |  |    |    |   |   |   |   |     |   |    |   |    |   |     |    |
| Howard Johnson, S (1, 5)<br>OBP: 0.349, SLG: 0.506   |   | 4-0<br>1B<br>F8-2<br>BB                              |  | 2-2<br>G3   |   | 0-0<br>1B<br>2-H                                    |   | 2-3<br>K  |   | 1-2<br>K  | 3 0 1 1 1 1 1  |  |    |    |   |   |   |   |     |   |    |   |    |   |     |    |
| Dave Magadan, L (1, 3)<br>OBP: 0.347, SLG: 0.402   |   | 0-0<br>1B<br>1-2<br>1B                               |  | 0-0<br>F9   |   | 1-1<br>F8   |   | 3-2<br>G3   |   |   | 4 0 1 0 0 0 2  |  |    |    |   |   |   |   |     |   |    |   |    |   |     |    |
| Barry Lyons, R (1, 2)<br>OBP: 0.367, SLG: 0.446<br>Keith Miller, R (10, PR)<br>(10, 4)   |   | 0-0<br>1B<br>1-2<br>2-3<br>1B                        |  | 1-3<br>K  |   | 1-3<br>K2-3   |   |   |   | 2-0<br>WP<br>E<br>E<br>1B                             | 4 0 2 0 0 2 1<br>0 1 0 0 0 0 0                                   |  |    |    |   |   |   |   |     |   |    |   |    |   |     |    |
| Kevin Elster, R (1, 6)<br>OBP: 0.282, SLG: 0.294   |   | 0-2<br>F8-2<br>3-H                                   |  | 1-2<br>G3-1   |   | 2-3<br>K  |   |   |   | 2-2<br>FC6<br>WP<br>E                                 | 4 1 0 0 0 1 5  |  |    |    |   |   |   |   |     |   |    |   |    |   |     |    |
| Bob Ojeda, L (1, 1)<br>OBP: 0.200, SLG: 0.158<br>Randy Myers, L (9, 1)<br>Mark Carreon, R (10, PH)<br>OBP: 0.273, SLG: 0.500<br>Mackey Sasser, L (10, 2)<br>OBP: 0.294, SLG: 0.424 |   |  | 2-1<br>P7  |   | 0-0<br>G4-3   |   | 0-0<br>P6   |   |   | 0-1<br>B5   | 3 0 0 0 0 0 0<br>0 0 0 0 0 0 0<br>1 0 0 0 0 0 2<br>0 0 0 0 0 0 0 |  |    |    |   |   |   |   |     |   |    |   |    |   |     |    |
| <b>Inning Stats</b>  | R: 0 H: 0<br>E: 0 LOB: 0<br>K: 2 BB: 0<br>S: 8 P: 11  | R: 0 H: 2<br>E: 0 LOB: 2<br>K: 0 BB: 1<br>S: 8 P: 13 | R: 0 H: 1<br>E: 0 LOB: 1<br>K: 1 BB: 0<br>S: 7 P: 11 | R: 0 H: 0<br>E: 0 LOB: 0<br>K: 1 BB: 0<br>S: 7 P: 9 | R: 0 H: 0<br>E: 0 LOB: 0<br>K: 1 BB: 0<br>S: 7 P: 9 | R: 0 H: 0<br>E: 0 LOB: 0<br>K: 0 BB: 0<br>S: 5 P: 9 | R: 1 H: 2<br>E: 0 LOB: 1<br>K: 2 BB: 0<br>S: 10 P: 15 | R: 0 H: 0<br>E: 0 LOB: 0<br>K: 0 BB: 1<br>S: 5 P: 9 | R: 0 H: 1<br>E: 0 LOB: 1<br>K: 1 BB: 0<br>S: 10 P: 15 | R: 2 H: 1<br>E: 2 LOB: 2<br>K: 1 BB: 0<br>S: 17 P: 23 | 1B: 6 SF: 0<br>2B: 2 SAC: 0<br>3B: 0 DP: 2<br>HR: 0 HBP: 0       | WP: 1 PA: 39<br>PB: 0<br>SB: 1<br>CS: 0  |    |    |   |   |   |   |     |   |    |   |    |   |     |    |
| <b>PITCHER</b>   | IP WLS BF H R ER SO BB IBB HBP BLK WP HR S P ERA WHIP |  |  |   |   |   |   |   |   |   |  |  |    |    |   |   |   |   |     |   |    |   |    |   |     |    |
| Scott Garrelts, R (1, 1)<br>ERA: 2.4   | 8.0   | L 29   | 5 1 1 7 2 0 0 0 0 0 0 0 0 0 1.12 0.875               |   |   |   |   |   |   |   |  |  |    |    |   |   |   |   |     |   |    |   |    |   |     |    |
| Craig Lefferts, L (9, 1)<br>ERA: 1.38  | 2.0   | L 10   | 2 2 0 2 0 0 0 0 0 0 1 0 27 38 0.00 1.000             |   |   |   |   |   |   |   |  |  |    |    |   |   |   |   |     |   |    |   |    |   |     |    |

| Batter  | 1                 | 2                    | 3              | 4            | 5          | 6        | 7                 | 8          | 9                  | 10       | AB R H RBI BB SO LOB |
|---|-------------------|----------------------|----------------|--------------|------------|----------|-------------------|------------|--------------------|----------|----------------------|
| <b>Brett Butler, L</b><br>OBP: 0.393, SLG: 0.384 (1, 8) C<br>X                    | 0-1 G4-3 2B       |                      | 4-2 E S BB     |              |            | 3-3 K ①  |                   | 4-1 BB     |                    | 1-3 K ②  | 3 0 1 0 2 2 1        |
| <b>Chris Speier, R</b><br>OBP: 0.259, SLG: 0.174 (1, 4) B<br>C X (9, 6)           | 1-1 G4-3 ①<br>2-3 |                      | 3-3 K ②<br>1-3 |              |            | 1-3 K ②  |                   | 0-1 G4-3 ③ |                    | 1-3 K ③  | 5 0 0 0 0 3 4        |
| <b>Will Clark, L</b><br>OBP: 0.455, SLG: 0.638 (1, 3) F<br>F B F F F F F F (9, 6) | 2-3 K ②           |                      | 0-3 K ③        |              |            | 1-3 K ③  |                   |            | 4-2 2B BB          |          | 3 1 0 0 1 3 2        |
| <b>Kevin Mitchell, R</b><br>OBP: 0.362, SLG: 0.649 (1, 7) B<br>B B B X            | 3-0 F7 ③          |                      |                | 2-3 K ①      |            |          | 2-0 P6 ①          |            | 2-0 2B BB ①<br>1-H |          | 4 0 1 1 0 1 1        |
| <b>Candy Maldonado, R</b><br>OBP: 0.273, SLG: 0.277 (1, 9) B<br>X                 |                   | 1-0 G4-6-3 1B        |                | 3-2 G6-3 ②   |            |          | 0-1 G6-3 ②        |            | 1-1 G6-3 ②         |          | 4 0 1 0 0 0 0        |
| <b>Ernest Riles, L</b><br>OBP: 0.378, SLG: 0.491 (1, 5) B<br>B B B C X            |                   | 2-1 G4-6-3 ①<br>1-2f |                | 0-1 G1-6-3 ③ |            |          | 4-1 FC6 BB        |            | 3-2                |          | 3 0 1 0 1 0 1        |
| <b>Kirt Manwaring, R</b><br>OBP: 0.292, SLG: 0.299 (1, 2) F<br>X                  |                   | 0-1 E6               |                |              | 1-1 G5-3 ① |          | 0-1 FC6 ③<br>1-2f |            | 1-3 K ③            |          | 4 0 0 0 0 1 2        |
| <b>Jose Uribe, S</b><br>OBP: 0.291, SLG: 0.305 (1, 6) B<br>B F F F F F F F        |                   | 3-3 K ③              |                |              | 0-0 G6-3 ② |          |                   | 1-1 B1-3 ① |                    | 2-2 F8 ① | 2 0 0 0 0 1 1        |
| <b>Donell Nixon, R</b><br>OBP: 0.262, SLG: 0.254 (8, PH) S<br>S                   |                   |                      |                |              |            |          |                   |            |                    |          | 1 0 0 0 0 0 0        |
| <b>Craig Lefferts, L</b><br>(9, 1) B<br>B F F F F F F F                           |                   |                      |                |              |            |          |                   |            |                    |          | 0 0 0 0 0 0 0        |
| <b>Ken Oberkfell, L</b><br>OBP: 0.156, SLG: 0.153 (10, PH) S<br>S                 |                   |                      |                |              |            |          |                   |            |                    |          | 1 0 0 0 0 0 0        |
| <b>Scott Garrelts, R</b><br>OBP: 0.160, SLG: 0.208 (1, 1) B<br>B F B X            |                   |                      | 2-1 G6-3 ①     |              |            | 0-2 F9 ③ |                   | 1-1 F9 ②   |                    | 2-2 1B   | 2 0 0 0 0 0 0        |
| <b>Ed Jurak, R</b><br>OBP: 0.293, SLG: 0.237 (8, PH) B<br>B F B X (9, 4)          |                   |                      |                |              |            |          |                   |            |                    |          | 1 0 0 0 0 0 0        |
| <b>Terry Kennedy, L</b><br>OBP: 0.313, SLG: 0.380 (10, PH) B<br>B F B X           |                   |                      |                |              |            |          |                   |            |                    |          | 1 0 1 0 0 0 0        |

|   |  |
|---|--|
| <b>BOTTOM</b>                               |  |
| <b>New York Mets @ San Francisco Giants</b> |  |
| Candlestick Park, San Francisco, CA         |  |
| Wed May 31 1989, 10:05 PM EDT               |  |
| Att: 21,658 - Unknown                       |  |

|            |    |
|------------|----|
| <b>AB</b>  | 34 |
| <b>R</b>   | 1  |
| <b>H</b>   | 5  |
| <b>RBI</b> | 1  |
| <b>BB</b>  | 4  |
| <b>SO</b>  | 11 |
| <b>LOB</b> | 12 |



|              |               |
|--------------|---------------|
| <b>WP:</b> 0 | <b>PA:</b> 38 |
| <b>PB:</b> 0 |               |
| <b>SB:</b> 1 |               |
| <b>CS:</b> 0 |               |

| Inning Stats | R: | H: | E: | K: | S: | 1  | 2  | 3  | 4 | 5 | 6  | 7  | 8  | 9  | 10 |
|--------------|----|----|----|----|----|----|----|----|---|---|----|----|----|----|----|
|              | 0  | 1  | 0  | 1  | 10 | 0  | 1  | 0  | 0 | 0 | 0  | 0  | 0  | 0  | 0  |
|              | 1  | 1  | 1  | 0  |    | 0  | 1  | 1  | 0 | 0 | 0  | 1  | 1  | 1  | 1  |
|              | 0  | 0  | 0  | 0  |    | 0  | 0  | 0  | 0 | 0 | 0  | 0  | 0  | 0  | 0  |
|              | 10 | 16 | 9  | 15 |    | 10 | 19 | 14 | 6 | 7 | 11 | 12 | 13 | 22 | 22 |

| PITCHER                                      | IP  | WLS | BF | H | R | ER | SO | BB | IBB | HBP | BLK | WP | HR | S  | P   | ERA  | WHIP  |
|--|-----|-----|----|---|---|----|----|----|-----|-----|-----|----|----|----|-----|------|-------|
| <b>Bob Ojeda, L</b><br>ERA: 3.23 (1, 1)      | 8.0 |     | 29 | 2 | 0 | 0  | 8  | 3  | 0   | 0   | 0   | 0  | 0  | 68 | 112 | 0.00 | 0.625 |
| <b>Randy Myers, L</b><br>ERA: 0.95 (9, 1)    | 1.0 | W   | 5  | 2 | 1 | 1  | 1  | 1  | 0   | 0   | 0   | 0  | 0  | 11 | 22  | 9.00 | 3.000 |
| <b>Rick Aguilera, R</b><br>ERA: 0.86 (10, 1) | 1.0 | S   | 4  | 1 | 0 | 0  | 2  | 0  | 0   | 0   | 0   | 0  | 0  | 16 | 22  | 0.00 | 1.000 |

| Batter   | 1                             | 2                                | 3                            | 4                               | 5                            | 6                                | 7                             | 8                                | 9                            | 10                               | 11                            | AB R H RBI BB SO LOB   | TOP                           |                                  |                              |                                  |                               |                                  |                              |                                  |                               |                                  |                                  |                                    |                                  |        |
|--|-------------------------------|----------------------------------|------------------------------|---------------------------------|------------------------------|----------------------------------|-------------------------------|----------------------------------|------------------------------|----------------------------------|-------------------------------|--|-------------------------------|----------------------------------|------------------------------|----------------------------------|-------------------------------|----------------------------------|------------------------------|----------------------------------|-------------------------------|----------------------------------|----------------------------------|------------------------------------|----------------------------------|--------|
| <b>Barry Bonds, L</b><br>OBP: 0.338, SLG: 0.438<br>(1, 7)  | P3                            |                                  | K                            |                                 | G3                           |                                  | F9                            |                                  | BB                           |                                  | F8                            | 5 0 0 0 1 1 5  |                               |                                  |                              |                                  |                               |                                  |                              |                                  |                               |                                  |                                  |                                    |                                  |        |
| <b>Jose Lind, R</b><br>OBP: 0.276, SLG: 0.289<br>(1, 4)  | F8                            |                                  | G5-3                         |                                 | G6-3                         |                                  |                               | 1B                               | F9                           |                                  | K                             | 6 0 1 0 0 1 6  |                               |                                  |                              |                                  |                               |                                  |                              |                                  |                               |                                  |                                  |                                    |                                  |        |
| <b>Andy Van Slyke, L</b><br>OBP: 0.311, SLG: 0.351<br>(1, 8)   | 1B                            |                                  | F7                           |                                 |                              |                                  |                               | F9                               |                              | K                                |                               | 4 1 1 0 1 1 1  |                               |                                  |                              |                                  |                               |                                  |                              |                                  |                               |                                  |                                  |                                    |                                  |        |
| <b>Bobby Bonilla, S</b><br>OBP: 0.335, SLG: 0.459<br>(1, 5)  | 1B                            |                                  |                              | K                               |                              | K                                |                               | P6                               |                              | F8                               |                               | 4 0 0 0 1 2 2  |                               |                                  |                              |                                  |                               |                                  |                              |                                  |                               |                                  |                                  |                                    |                                  |        |
| <b>R.J. Reynolds, S</b><br>OBP: 0.333, SLG: 0.388<br>(1, 9)  | 1B                            |                                  |                              | K                               |                              | K                                |                               | IBB                              |                              | G4-3                             |                               | 4 0 1 1 1 2 1  |                               |                                  |                              |                                  |                               |                                  |                              |                                  |                               |                                  |                                  |                                    |                                  |        |
| <b>Benny Distefano, L</b><br>OBP: 0.380, SLG: 0.255<br><b>Jeff King, R</b><br>OBP: 1.000, SLG: 2.000<br>(11, PH)<br>(11, 3)  | K                             |                                  |                              | G4-3                            |                              | L7                               |                               | G6-3                             |                              |                                  | SH3-4                         | 4 0 0 0 0 1 5<br>1 1 1 0 0 0 0   |                               |                                  |                              |                                  |                               |                                  |                              |                                  |                               |                                  |                                  |                                    |                                  |        |
| <b>Rey Quinones, R</b><br>OBP: 0.228, SLG: 0.276<br>(1, 6)   |                               | F7                               |                              |                                 | L7                           |                                  | P3                            |                                  | K                            |                                  | SH3-4                         | 4 0 0 0 0 1 0  |                               |                                  |                              |                                  |                               |                                  |                              |                                  |                               |                                  |                                  |                                    |                                  |        |
| <b>Junior Ortiz, R</b><br>OBP: 0.295, SLG: 0.257<br><b>John Gangelosi, S</b><br>OBP: 0.304, SLG: 0.227<br><b>Jeff Robinson, R</b><br>(9, PH)<br><b>Glenn Wilson, R</b><br>OBP: 0.303, SLG: 0.514<br><b>Doug Drabek, R</b><br>OBP: 0.167, SLG: 0.130<br><b>Randy Kramer, R</b><br>(11, 1) |                               |                                  | CS                           |                                 | G3                           |                                  |                               | 2B                               |                              | 2B                               | 1B                            | 3 0 3 0 0 0 0<br>0 0 0 0 1 0 0<br>0 0 0 0 0 0 0<br>1 0 1 1 0 0 0<br>0 0 0 0 0 0 0<br>0 0 0 0 0 0 0 |                               |                                  |                              |                                  |                               |                                  |                              |                                  |                               |                                  |                                  |                                    |                                  |        |
| <b>John Smiley, L</b><br>OBP: 0.069, SLG: 0.036<br><b>Gary Redus, R</b><br>OBP: 0.380, SLG: 0.443<br><b>Tom Prince, R</b><br>OBP: 0.216, SLG: 0.222<br>(9, PH)<br>(9, 2)   |                               |                                  | K                            |                                 |                              | G3                               |                               |                                  | 2B                           |                                  | FC6                           | 2 0 0 0 1 2 2<br>1 0 1 0 0 0 0<br>1 0 0 0 0 0 1  |                               |                                  |                              |                                  |                               |                                  |                              |                                  |                               |                                  |                                  |                                    |                                  |        |
| <b>Inning Stats</b>  | R: 1<br>E: 0<br>K: 1<br>S: 18 | H: 2<br>LOB: 2<br>BB: 1<br>P: 30 | R: 0<br>E: 0<br>K: 1<br>S: 5 | H: 1<br>LOB: 0<br>BB: 0<br>P: 6 | R: 0<br>E: 0<br>K: 1<br>S: 9 | H: 0<br>LOB: 0<br>BB: 0<br>P: 15 | R: 0<br>E: 0<br>K: 2<br>S: 11 | H: 0<br>LOB: 0<br>BB: 0<br>P: 17 | R: 0<br>E: 0<br>K: 0<br>S: 9 | H: 1<br>LOB: 2<br>BB: 1<br>P: 16 | R: 0<br>E: 0<br>K: 1<br>S: 13 | H: 0<br>LOB: 1<br>BB: 1<br>P: 21   | R: 0<br>E: 0<br>K: 1<br>S: 12 | H: 1<br>LOB: 1<br>BB: 0<br>P: 19 | R: 0<br>E: 0<br>K: 0<br>S: 9 | H: 1<br>LOB: 2<br>BB: 1<br>P: 19 | R: 0<br>E: 0<br>K: 1<br>S: 14 | H: 1<br>LOB: 2<br>BB: 2<br>P: 24 | R: 0<br>E: 0<br>K: 1<br>S: 7 | H: 0<br>LOB: 0<br>BB: 0<br>P: 10 | R: 1<br>E: 0<br>K: 1<br>S: 16 | H: 2<br>LOB: 2<br>BB: 0<br>P: 23 | 1B: 6<br>2B: 3<br>3B: 0<br>HR: 0 | SF: 0<br>SAC: 1<br>DP: 0<br>HBP: 0 | WP: 0<br>PB: 0<br>SB: 3<br>CS: 1 | PA: 47 |
| <b>PITCHER</b>   | IP                            | WLS                              | BF                           | H                               | R                            | ER                               | SO                            | BB                               | IBB                          | HBP                              | BLK                           | WP   | HR                            | S                                | P                            | ERA                              | WHIP                          |                                  |                              |                                  |                               |                                  |                                  |                                    |                                  |        |
| <b>Dwight Gooden, R</b><br>ERA: 2.27<br>(1, 1)   | 8.0                           |                                  | 33                           | 6                               | 1                            | 1                                | 8                             | 3                                | 1                            | 0                                | 0                             | 0  | 0                             | 86                               | 143                          | 1.12                             | 1.125                         |                                  |                              |                                  |                               |                                  |                                  |                                    |                                  |        |
| <b>Randy Myers, L</b><br>ERA: 0.89<br>(9, 1)   | 2.0                           |                                  | 8                            | 1                               | 0                            | 0                                | 2                             | 2                                | 0                            | 0                                | 0                             | 0  | 0                             | 21                               | 34                           | 0.00                             | 1.500                         |                                  |                              |                                  |                               |                                  |                                  |                                    |                                  |        |
| <b>Rick Aguilera, R</b><br>ERA: 1.11<br>(11, 1)  | 1.0                           | W                                | 6                            | 2                               | 1                            | 1                                | 1                             | 0                                | 0                            | 0                                | 0                             | 0  | 0                             | 16                               | 23                           | 9.00                             | 2.000                         |                                  |                              |                                  |                               |                                  |                                  |                                    |                                  |        |

Pittsburgh Pirates @ New York Mets  
 Shea Stadium, Flushing, NY  
 Fri Jun 02 1989, 7:05 PM EDT  
 Att. 42,578 - Unknown

livebaseballscorecards.com

|     |    |
|-----|----|
| AB  | 40 |
| R   | 2  |
| H   | 9  |
| RBI | 2  |
| BB  | 6  |
| SO  | 11 |
| LOB | 23 |



**BOTTOM**

**Pittsburgh Pirates @ New York Mets**  
Shea Stadium, Flushing, NY

Fri Jun 02 1989, 7:05 PM EDT  
Att. 42,578 - Unknown

livebaseballscores.com

|            |           |
|------------|-----------|
| <b>AB</b>  | <b>40</b> |
| <b>R</b>   | <b>3</b>  |
| <b>H</b>   | <b>9</b>  |
| <b>RBI</b> | <b>3</b>  |
| <b>BB</b>  | <b>4</b>  |
| <b>SO</b>  | <b>5</b>  |
| <b>LOB</b> | <b>25</b> |



|       |        |
|-------|--------|
| WP: 0 | PA: 45 |
| PB: 0 |        |
| SB: 3 |        |
| CS: 0 |        |

| Batter   | 1          | 2 | 3  | 4 | 5 | 6             | 7  | 8 | 9    | 10 | 11 | AB | R | H | RBI | BB | SO | LOB |
|--|------------|---|----|---|---|---------------|----|---|------|----|----|----|---|---|-----|----|----|-----|
| Mookie Wilson, S<br>OBP: 0.220, SLG: 0.287<br>(1, 8)   | E3<br>G1-3 |   | P3 |   |   | FC6-4<br>1B   |    |   | G4-3 |    |    | 5  | 0 | 1 | 0   | 0  | 0  | 4   |
| Keith Miller, R<br>OBP: 0.083, SLG: 0.167<br>(1, 4)  | F8         |   |    |   |   |               | F7 |   | G5-3 |    |    | 5  | 0 | 1 | 0   | 0  | 1  | 2   |
| Mark Carreon, R<br>OBP: 0.188, SLG: 0.333<br>(1, 9)  | G1-3       |   | F7 |   |   | FC5-4<br>1-2f |    |   | F9   |    |    | 5  | 0 | 0 | 0   | 0  | 0  | 4   |
| Kevin McReynolds, R<br>OBP: 0.342, SLG: 0.403<br>(1, 7)  | F8         |   |    |   |   |               | F8 |   |      |    |    | 4  | 1 | 1 | 0   | 1  | 0  | 2   |
| Howard Johnson, S<br>OBP: 0.340, SLG: 0.491<br>(1, 5)  |            |   |    |   |   |               |    |   |      |    |    | 5  | 0 | 0 | 0   | 0  | 3  | 2   |
| Tim Teufel, R<br>OBP: 0.386, SLG: 0.310<br>Rick Aguilera, R<br>(11, 1)   |            |   |    |   |   |               |    |   |      |    |    | 4  | 0 | 1 | 0   | 1  | 0  | 0   |
| Barry Lyons, R<br>OBP: 0.386, SLG: 0.468<br>Lenny Dykstra, L<br>OBP: 0.374, SLG: 0.398<br>Mackey Sasser, L<br>OBP: 0.314, SLG: 0.441<br>(8, PR)<br>(9, 2)                        |            |   |    |   |   |               |    |   |      |    |    | 4  | 0 | 0 | 0   | 0  | 0  | 0   |
| Kevin Elster, R<br>OBP: 0.281, SLG: 0.288<br>(1, 6)  |            |   |    |   |   |               |    |   |      |    |    | 3  | 0 | 2 | 1   | 1  | 0  | 0   |
| Dwight Gooden, R<br>OBP: 0.172, SLG: 0.250<br>Gregg Jefferies, S<br>OBP: 0.212, SLG: 0.258<br>Randy Myers, L<br>OBP: 0.354, SLG: 0.443<br>(1, 1)<br>(8, PH)<br>(9, 1)<br>(11, 3) |            |   |    |   |   |               |    |   |      |    |    | 0  | 0 | 0 | 0   | 0  | 0  | 0   |
|  |            |   |    |   |   |               |    |   |      |    |    | 1  | 1 | 1 | 0   | 0  | 0  | 0   |
|  |            |   |    |   |   |               |    |   |      |    |    | 3  | 0 | 0 | 0   | 1  | 0  | 3   |
|  |            |   |    |   |   |               |    |   |      |    |    | 3  | 0 | 1 | 0   | 0  | 1  | 6   |
|  |            |   |    |   |   |               |    |   |      |    |    | 1  | 0 | 0 | 0   | 0  | 0  | 2   |
|  |            |   |    |   |   |               |    |   |      |    |    | 0  | 0 | 0 | 0   | 0  | 0  | 0   |
|  |            |   |    |   |   |               |    |   |      |    |    | 1  | 1 | 1 | 2   | 0  | 0  | 0   |

| Inning Stats | R: 0  | H: 0   | R: 0 | H: 0   | R: 0  | H: 2   | R: 1  | H: 2   | R: 0 | H: 1   | R: 0  | H: 2   | R: 0 | H: 0   | R: 0 | H: 0   | R: 0 | H: 0   | R: 2 | H: 2   | 1B: 6 | SF: 0  | WP: 0 | PA: 45 |
|--------------|-------|--------|------|--------|-------|--------|-------|--------|------|--------|-------|--------|------|--------|------|--------|------|--------|------|--------|-------|--------|-------|--------|
|              | E: 1  | LOB: 1 | E: 0 | LOB: 0 | E: 0  | LOB: 2 | E: 1  | LOB: 2 | E: 0 | LOB: 1 | E: 0  | LOB: 3 | E: 0 | LOB: 1 | E: 0 | LOB: 0 | E: 0 | LOB: 0 | E: 0 | LOB: 0 | 2B: 2 | SAC: 1 | PB: 0 |        |
|              | K: 0  | BB: 0  | K: 0 | BB: 0  | K: 0  | BB: 0  | K: 1  | BB: 1  | K: 0 | BB: 0  | K: 2  | BB: 1  | K: 0 | BB: 1  | K: 0 | BB: 0  | K: 0 | BB: 0  | K: 0 | BB: 0  | 3B: 0 | DP: 1  | SB: 3 |        |
|              | S: 10 | P: 11  | S: 6 | P: 8   | S: 11 | P: 13  | S: 16 | P: 25  | S: 9 | P: 14  | S: 11 | P: 17  | S: 8 | P: 15  | S: 4 | P: 7   | S: 7 | P: 9   | S: 5 | P: 8   | HR: 1 | HBP: 0 | CS: 0 |        |

| PITCHER                                 | IP  | WLS | BF | H | R | ER | SO | BB | IBB | HBP | BLK | WP | HR | S  | P   | ERA   | WHIP  |
|---|-----|-----|----|---|---|----|----|----|-----|-----|-----|----|----|----|-----|-------|-------|
| John Smiley, L<br>ERA: 2.74<br>(1, 1)   | 8.0 |     | 36 | 7 | 1 | 1  | 5  | 3  | 1   | 0   | 0   | 0  | 0  | 82 | 121 | 1.12  | 1.250 |
| Jeff Robinson, R<br>ERA: 4.88<br>(9, 1) | 2.0 |     | 6  | 0 | 0 | 0  | 0  | 0  | 0   | 0   | 0   | 0  | 0  | 11 | 16  | 0.00  | 0.000 |
| Randy Kramer, R<br>ERA: 2.3<br>(11, 1)  | 0.1 | L   | 3  | 2 | 2 | 2  | 0  | 0  | 0   | 0   | 0   | 0  | 1  | 5  | 8   | 54.00 | 6.000 |

| Batter  | 1   | 2   | 3   | 4  | 5  | 6   | 7   | 8   | 9   | AB R H RBI BB SO LOB                                       | TOP                                     |  |
|---|---|---|---|--|--|---|---|---|---|--|---|--|
| <b>Barry Bonds, L</b> (1, 7)<br>OBP: 0.340, SLG: 0.436      | 4-2<br>BB<br>G6-4-3                                   |   | 2-1<br>CS<br>1B                                     |  |  | 1-1<br>P6   |   | 0-0<br>F8   |   | 3 0 1 0 1 0 1  |   |  |
| <b>Jose Lind, R</b> (1, 4)<br>OBP: 0.275, SLG: 0.288        | 1-2<br>F<br>G6-4-3<br>1-2f                            |   | 1-1<br>SAFE<br>SAFE<br>SAFE<br>SAFE<br>1-2          |  |  | 0-3<br>K  |   | 1-0<br>1B   |   | 4 0 1 0 0 1 2  |   |  |
| <b>Andy Van Slyke, L</b> (1, 8)<br>OBP: 0.309, SLG: 0.347   | 2-0<br>F9   |   |   |  |  | 0-0<br>G3   |   | 1-0<br>F8   |   | 4 0 1 0 0 0 2  |   |  |
| <b>Bobby Bonilla, S</b> (1, 5)<br>OBP: 0.333, SLG: 0.455    |   | 2-2<br>L8   |   |  |  | 0-0<br>1B   |   | 0-0<br>F8   |   | 4 0 1 0 0 0 2  |   |  |
| <b>R.J. Reynolds, S</b> (1, 9)<br>OBP: 0.344, SLG: 0.416    |   | 2-2<br>1B<br>SF8<br>1B                                |   |  |  | 1-3<br>K  |   | 0-0<br>HR   |   | 4 1 1 0 0 1 1  |   |  |
| <b>Benny Distefano, L</b> (1, 3)<br>OBP: 0.378, SLG: 0.259  |   | 0-1<br>FC1-6<br>1B                                    |   |  |  | 4-0<br>S<br>BB                                      |   | 1-2<br>HR   |   | 3 2 2 2 1 0 0  |   |  |
| <b>Roger Samuels, L</b> (7, 1)                              |   | 1-3<br>1B   |   |  |  | 2-2<br>G1-3   |   | 0-0<br>F7   |   | 3 0 1 0 0 0 1  |   |  |
| <b>John Cangelosi, S</b> (9, PH)<br>OBP: 0.357, SLG: 0.222  |   | 1-3<br>1B   |   |  |  | 2-2<br>G1-3   |   | 0-0<br>F7   |   | 0 0 0 0 0 0 0  |   |  |
| <b>Rey Quinones, R</b> (1, 6)<br>OBP: 0.222, SLG: 0.270     |   | 0-2<br>SF8  |   |  |  | 1-2<br>F8   |   | 1-3<br>K  |   | 1 0 0 0 0 0 0  |   |  |
| <b>Junior Ortiz, R</b> (1, 2)<br>OBP: 0.293, SLG: 0.257     |   | 0-0<br>FC1-6<br>1-2f                                  |   |  |  | 1-2<br>F8   |   | 0-1<br>L4   |   | 3 0 0 1 0 1 0  |   |  |
| <b>Bob Walk, R</b> (1, 1)<br>OBP: 0.276, SLG: 0.379         |   | 0-0<br>FC1-6<br>1-2f                                  |   |  |  | 3-2<br>F9   |   | 0-0<br>E3<br>FC5-4<br>1B                            |   | 4 0 1 0 0 0 1  |   |  |
| <b>Bill Landrum, R</b> (6, 1)                               |   |   |   |  |  | 0-0<br>P6   |   | 0-1<br>FC5-4<br>1B                                  |   | 2 0 0 0 0 0 0  |   |  |
| <b>Jeff King, R</b> (7, 3)<br>OBP: 0.333, SLG: 0.667        |   |   |   |  |  | 2-0<br>G5-3   |   | 1-3<br>K  |   | 0 0 0 0 0 0 0  |   |  |
| <b>Inning Stats</b>   | R: 0 H: 0<br>E: 0 LOB: 0<br>K: 0 BB: 1<br>S: 9 P: 16  | R: 1 H: 2<br>E: 0 LOB: 1<br>K: 0 BB: 0<br>S: 12 P: 16 | R: 0 H: 1<br>E: 0 LOB: 0<br>K: 0 BB: 0<br>S: 6 P: 9 | R: 0 H: 0<br>E: 0 LOB: 1<br>K: 1 BB: 1<br>S: 9 P: 16 | R: 0 H: 0<br>E: 0 LOB: 0<br>K: 0 BB: 0<br>S: 8 P: 14 | R: 0 H: 1<br>E: 0 LOB: 1<br>K: 1 BB: 0<br>S: 8 P: 9 | R: 0 H: 0<br>E: 0 LOB: 0<br>K: 1 BB: 0<br>S: 8 P: 9 | R: 0 H: 1<br>E: 1 LOB: 2<br>K: 0 BB: 0<br>S: 6 P: 8 | R: 2 H: 3<br>E: 0 LOB: 1<br>K: 1 BB: 0<br>S: 12 P: 15 | 1B: 7 SF: 1<br>2B: 0 SAC: 0<br>3B: 0 DP: 1<br>HR: 1 HBP: 0 | WP: 0 PA: 36<br>PB: 0<br>SB: 1<br>CS: 1 |  |
| <b>PITCHER</b><br><b>Ron Darling, R</b> (1, 1)<br>ERA: 3.95 | IP WLS BF H R ER SO BB IBB HBP BLK WP HR S P ERA WHIP | 9.0 W 36 8 3 3 4 2 0 0 0 0 0 1 78 112 3.00 1.111      |   |  |  |   |   |   |   |  |   |  |

**Pittsburgh Pirates @ New York Mets**  
 Shea Stadium, Flushing, NY  
 Sat Jun 03 1989, 7:05 PM EDT  
 Att. 47,835 - Unknown

livebaseballscorecards.com

|     |    |
|-----|----|
| AB  | 33 |
| R   | 3  |
| H   | 8  |
| RBI | 3  |
| BB  | 2  |
| SO  | 4  |
| LOB | 10 |



| Batter   | 1         | 2        | 3      | 4        | 5         | 6      | 7           | 8        | 9 |
|--|-----------|----------|--------|----------|-----------|--------|-------------|----------|---|
| Lenny Dykstra, L (1, 8)<br>OBP: 0.362, SLG: 0.383  | 0-0 B1    |          | 2-0 F8 |          | 0-3 K     |        | 0-0 G3      | 1-0 G4-3 |   |
| Dave Magadan, L (1, 3)<br>OBP: 0.370, SLG: 0.462   | 2-1 L9    |          | 4-2 BB |          | 2-1 1B 2B |        | 1-1 HR 1B   |          |   |
| Howard Johnson, S (1, 5)<br>OBP: 0.349, SLG: 0.515<br>Keith Miller, R (8, 4)<br>OBP: 0.083, SLG: 0.167 | 1-0 WP 1B |          | 0-0 G3 |          | 2-2 E 1B  |        | 1-0 HR      |          |   |
| Darryl Strawberry, L (1, 9)<br>OBP: 0.320, SLG: 0.512  | 2-2 1B    |          |        | 1-0 HR   | 4-0 E BB  |        | 4-1 E 1B BB |          |   |
| Kevin McReynolds, R (1, 7)<br>OBP: 0.340, SLG: 0.406   | 1-2 G5-3  |          |        | 1-0 F7   | 3-1 E6 2B |        | 1-1 E6 1B   |          |   |
| Barry Lyons, R (1, 2)<br>OBP: 0.368, SLG: 0.444  |           | 1-2 G6-3 |        | 0-1 G6-3 | 1-3 K     |        | 2-2 F9      |          |   |
| Gregg Jefferies, S (1, 4)<br>OBP: 0.213, SLG: 0.258 (8, 5)   |           | 1-1 F8   |        | 0-0 P6   |           | 0-1 G3 | 2-0 1B      |          |   |
| Kevin Elster, R (1, 6)<br>OBP: 0.274, SLG: 0.280   |           | 2-3 K    |        |          | 2-2 P3    | 3-2 P4 |             | 0-0 F8   |   |
| Ron Darling, R (1, 1)<br>OBP: 0.120, SLG: 0.160  |           |          | 0-3 K  |          | 1-2 2B 1B | 0-2 F9 |             | 0-3 K    |   |

| Inning Stats | R: 1<br>E: 0<br>K: 0<br>S: 10 | H: 2<br>LOB: 1<br>BB: 0<br>P: 16 | R: 0<br>E: 0<br>K: 1<br>S: 9 | H: 0<br>LOB: 0<br>BB: 0<br>P: 13 | R: 0<br>E: 0<br>K: 1<br>S: 9 | H: 0<br>LOB: 1<br>BB: 1<br>P: 15 | R: 1<br>E: 0<br>K: 0<br>S: 5 | H: 1<br>LOB: 0<br>BB: 0<br>P: 7 | R: 5<br>E: 1<br>K: 2<br>S: 19 | H: 4<br>LOB: 0<br>BB: 1<br>P: 34 | R: 0<br>E: 0<br>K: 0<br>S: 10 | H: 0<br>LOB: 0<br>BB: 0<br>P: 13 | R: 2<br>E: 1<br>K: 0<br>S: 12 | H: 3<br>LOB: 2<br>BB: 1<br>P: 23 | R: 0<br>E: 0<br>K: 1<br>S: 5 | H: 0<br>LOB: 0<br>BB: 0<br>P: 6 |
|--------------|-------------------------------|----------------------------------|------------------------------|----------------------------------|------------------------------|----------------------------------|------------------------------|---------------------------------|-------------------------------|----------------------------------|-------------------------------|----------------------------------|-------------------------------|----------------------------------|------------------------------|---------------------------------|
|--------------|-------------------------------|----------------------------------|------------------------------|----------------------------------|------------------------------|----------------------------------|------------------------------|---------------------------------|-------------------------------|----------------------------------|-------------------------------|----------------------------------|-------------------------------|----------------------------------|------------------------------|---------------------------------|

| PITCHER                             | IP  | WLS | BF | H | R | ER | SO | BB | IBB | HBP | BLK | WP | HR | S  | P  | ERA   | WHIP  |
|-------------------------------------|-----|-----|----|---|---|----|----|----|-----|-----|-----|----|----|----|----|-------|-------|
| Bob Walk, R (1, 1)<br>ERA: 3.83     | 5.0 | L   | 24 | 7 | 7 | 6  | 4  | 2  | 0   | 0   | 0   | 1  | 1  | 52 | 85 | 10.80 | 1.800 |
| Bill Landrum, R (6, 1)<br>ERA: 0.61 | 1.0 |     | 3  | 0 | 0 | 0  | 0  | 0  | 0   | 0   | 0   | 0  | 0  | 10 | 13 | 0.00  | 0.000 |
| Roger Samuels, L (7, 1)<br>ERA: 6.0 | 2.0 |     | 10 | 3 | 2 | 2  | 1  | 1  | 0   | 0   | 0   | 0  | 1  | 17 | 29 | 9.00  | 2.000 |


**BOTTOM**

**Pittsburgh Pirates @ New York Mets**  
Shea Stadium, Flushing, NY  
Sat Jun 03 1989, 7:05 PM EDT  
Att. 47,835 - Unknown

| AB | R | H | RBI | BB | SO | LOB |
|----|---|---|-----|----|----|-----|
| 5  | 0 | 0 | 0   | 0  | 1  | 1   |
| 3  | 2 | 2 | 1   | 1  | 0  | 0   |
| 4  | 3 | 3 | 3   | 0  | 0  | 1   |
| 0  | 0 | 0 | 0   | 0  | 0  | 0   |
| 2  | 2 | 2 | 2   | 2  | 0  | 0   |
| 4  | 1 | 1 | 2   | 0  | 0  | 2   |
| 4  | 0 | 0 | 0   | 0  | 1  | 2   |
| 4  | 0 | 1 | 0   | 0  | 0  | 0   |
| 4  | 0 | 0 | 0   | 0  | 1  | 0   |
| 4  | 1 | 1 | 0   | 0  | 2  | 0   |

|            |           |
|------------|-----------|
| <b>AB</b>  | <b>34</b> |
| <b>R</b>   | <b>9</b>  |
| <b>H</b>   | <b>10</b> |
| <b>RBI</b> | <b>8</b>  |
| <b>BB</b>  | <b>3</b>  |
| <b>SO</b>  | <b>5</b>  |
| <b>LOB</b> | <b>6</b>  |

livebaseballscorecards.com



| WP | PA |
|----|----|
| 1  | 37 |

| Batter  | 1                             | 2                                | 3                             | 4                                | 5                             | 6                                | 7                             | 8                                | 9                            | AB R H RBI BB SO LOB                            | TOP                          |                                 |                               |                                  |                              |                                 |                               |                                  |                                  |                                    |                                  |        |  |  |  |
|---|-------------------------------|----------------------------------|-------------------------------|----------------------------------|-------------------------------|----------------------------------|-------------------------------|----------------------------------|------------------------------|---|------------------------------|---------------------------------|-------------------------------|----------------------------------|------------------------------|---------------------------------|-------------------------------|----------------------------------|----------------------------------|------------------------------------|----------------------------------|--------|--|--|--|
| <b>Barry Bonds, L</b> (1, 7)<br>OBP: 0.338, SLG: 0.435      | 1-1<br>E4<br>WP<br>1B<br>SF7  | 1-2<br>2B                        |                               | 0-0<br>F8                        |                               |                                  | 3-2<br>F8                     |                                  | 1-0<br>FC4-6<br>1-2f<br>2-3  | 5 1 1 0 0 0 3                                   |                              |                                 |                               |                                  |                              |                                 |                               |                                  |                                  |                                    |                                  |        |  |  |  |
| <b>Jose Lind, R</b> (1, 4)<br>OBP: 0.274, SLG: 0.286        | 2-1<br>S<br>WP<br>E<br>1B     | 1-3<br>K                         |                               |                                  | 0-0<br>B3                     |                                  | 1-2<br>G4-3                   |                                  | 0-1<br>F9                    | 5 1 1 0 0 1 3                                   |                              |                                 |                               |                                  |                              |                                 |                               |                                  |                                  |                                    |                                  |        |  |  |  |
| <b>Andy Van Slyke, L</b> (1, 8)<br>OBP: 0.307, SLG: 0.343   | 1-2<br>F7                     |                                  |                               | 0-0<br>S<br>1B                   |                               | 1-0<br>F7                        |                               | 1-3<br>K                         |                              | 4 0 1 0 0 1 2                                   |                              |                                 |                               |                                  |                              |                                 |                               |                                  |                                  |                                    |                                  |        |  |  |  |
| <b>Bobby Bonilla, S</b> (1, 5)<br>OBP: 0.336, SLG: 0.453    | 4-0<br>S<br>1B<br>2-3<br>IBB  |                                  |                               | 2-2<br>P3                        |                               | 2-1<br>3B<br>1B                  |                               | 0-3<br>K                         |                              | 3 1 1 0 1 1 1                                   |                              |                                 |                               |                                  |                              |                                 |                               |                                  |                                  |                                    |                                  |        |  |  |  |
| <b>Gary Redus, R</b> (1, 3)<br>OBP: 0.373, SLG: 0.469       | 0-2<br>SF7                    |                                  |                               | 0-1<br>P8                        |                               | 0-1<br>1-H<br>3B                 |                               | 1-2<br>F9                        |                              | 3 0 1 2 0 0 1                                   |                              |                                 |                               |                                  |                              |                                 |                               |                                  |                                  |                                    |                                  |        |  |  |  |
| <b>John Cangelosi, S</b> (1, 9)<br>OBP: 0.350, SLG: 0.208   | 4-1<br>1-3<br>2-H<br>BB       |                                  |                               | 3-3<br>SAFE<br>K                 |                               | 2-2<br>L7                        |                               | 1-0<br>B1-3                      |                              | 3 0 0 0 1 1 2                                   |                              |                                 |                               |                                  |                              |                                 |                               |                                  |                                  |                                    |                                  |        |  |  |  |
| <b>Rey Quinones, R</b> (1, 6)<br>OBP: 0.217, SLG: 0.262     | 3-2<br>P3                     |                                  |                               | 2-3<br>K                         |                               | 1-1<br>G4-3                      |                               | 1-2<br>G6-3                      |                              | 4 0 0 0 0 1 2                                   |                              |                                 |                               |                                  |                              |                                 |                               |                                  |                                  |                                    |                                  |        |  |  |  |
| <b>Tom Prince, R</b> (1, 2)<br>OBP: 0.241, SLG: 0.234       |                               |                                  |                               | 4-2<br>CS<br>BB                  |                               | 0-1<br>G5-6-3<br>1B              |                               | 4-0<br>FC4-6<br>1B<br>BB         |                              | 2 0 1 0 1 0 0<br>0 0 0 0 1 0 0<br>0 0 0 0 0 0 0 |                              |                                 |                               |                                  |                              |                                 |                               |                                  |                                  |                                    |                                  |        |  |  |  |
| <b>Benny Distefano, L</b> (9, PH)<br>OBP: 0.387, SLG: 0.259 |                               |                                  |                               | 4-2<br>BB                        |                               | 1-1<br>G5-6-3<br>1-2f            |                               | 0-2<br>FC4-6<br>1B               |                              | 1 0 0 0 0 1 0<br>1 0 0 0 1 0 1<br>1 0 1 0 0 0 0 |                              |                                 |                               |                                  |                              |                                 |                               |                                  |                                  |                                    |                                  |        |  |  |  |
| <b>Neal Heaton, L</b> (9, PR)<br>OBP: 0.333, SLG: 0.333     |                               |                                  |                               | 1-2<br>BB                        |                               |                                  |                               |                                  |                              |   |                              |                                 |                               |                                  |                              |                                 |                               |                                  |                                  |                                    |                                  |        |  |  |  |
| <b>Doug Drabek, R</b> (1, 1)<br>OBP: 0.160, SLG: 0.125      |                               |                                  |                               |                                  |                               |                                  |                               |                                  |                              |   |                              |                                 |                               |                                  |                              |                                 |                               |                                  |                                  |                                    |                                  |        |  |  |  |
| <b>Bob Kipper, R</b> (2, 1)<br>OBP: 0.400, SLG: 0.250       |                               |                                  |                               |                                  |                               |                                  |                               |                                  |                              |   |                              |                                 |                               |                                  |                              |                                 |                               |                                  |                                  |                                    |                                  |        |  |  |  |
| <b>R.J. Reynolds, S</b> (9, PH)<br>OBP: 0.349, SLG: 0.420   |                               |                                  |                               |                                  |                               |                                  |                               |                                  |                              |   |                              |                                 |                               |                                  |                              |                                 |                               |                                  |                                  |                                    |                                  |        |  |  |  |
| <b>Inning Stats</b>   | R: 2<br>E: 1<br>K: 0<br>S: 15 | H: 1<br>LOB: 2<br>BB: 2<br>P: 30 | R: 0<br>E: 0<br>K: 2<br>S: 14 | H: 1<br>LOB: 1<br>BB: 0<br>P: 20 | R: 0<br>E: 0<br>K: 1<br>S: 12 | H: 1<br>LOB: 1<br>BB: 0<br>P: 17 | R: 0<br>E: 0<br>K: 1<br>S: 13 | H: 0<br>LOB: 1<br>BB: 2<br>P: 23 | R: 1<br>E: 0<br>K: 0<br>S: 9 | H: 2<br>LOB: 1<br>BB: 0<br>P: 14                | R: 0<br>E: 0<br>K: 0<br>S: 6 | H: 1<br>LOB: 0<br>BB: 0<br>P: 8 | R: 0<br>E: 0<br>K: 1<br>S: 12 | H: 0<br>LOB: 0<br>BB: 0<br>P: 17 | R: 0<br>E: 0<br>K: 1<br>S: 7 | H: 0<br>LOB: 0<br>BB: 0<br>P: 9 | R: 0<br>E: 0<br>K: 0<br>S: 12 | H: 1<br>LOB: 2<br>BB: 1<br>P: 18 | 1B: 5<br>2B: 1<br>3B: 1<br>HR: 0 | SF: 1<br>SAC: 0<br>DP: 1<br>HBP: 0 | WP: 1<br>PB: 0<br>SB: 4<br>CS: 1 | PA: 38 |  |  |  |
| <b>PITCHER</b>  | IP                            | WLS                              | BF                            | H                                | R                             | ER                               | SO                            | BB                               | IBB                          | HBP   | BLK                          | WP                              | HR                            | S                                | P                            | ERA                             | WHIP                          |                                  |                                  |                                    |                                  |        |  |  |  |
| <b>Sid Fernandez, L</b> (1, 1)<br>ERA: 3.21                 | 5.0                           |                                  | 24                            | 5                                | 3                             | 1                                | 4                             | 3                                | 1                            | 0   | 0                            | 1                               | 0                             | 63                               | 104                          | 1.80                            | 1.600                         |                                  |                                  |                                    |                                  |        |  |  |  |
| <b>Don Aase, R</b> (6, 1)<br>ERA: 1.71                      | 2.0                           | W                                | 6                             | 1                                | 0                             | 0                                | 1                             | 0                                | 0                            | 0   | 0                            | 0                               | 0                             | 18                               | 25                           | 0.00                            | 0.500                         |                                  |                                  |                                    |                                  |        |  |  |  |
| <b>Rick Aguilera, R</b> (8, 1)<br>ERA: 1.07                 | 1.1                           |                                  | 5                             | 0                                | 0                             | 0                                | 1                             | 1                                | 0                            | 0   | 0                            | 0                               | 0                             | 12                               | 19                           | 0.00                            | 0.750                         |                                  |                                  |                                    |                                  |        |  |  |  |
| <b>Randy Myers, L</b> (9, 1)<br>ERA: 0.87                   | 0.2                           | S                                | 3                             | 1                                | 0                             | 0                                | 0                             | 0                                | 0                            | 0   | 0                            | 0                               | 0                             | 7                                | 8                            | 0.00                            | 1.500                         |                                  |                                  |                                    |                                  |        |  |  |  |

**Pittsburgh Pirates @ New York Mets**  
 Shea Stadium, Flushing, NY  
 Sun Jun 04 1989, 3:33 AM EDT  
 Att. 47,478 - Unknown


livebaseballscorecards.com

|            |    |
|------------|----|
| <b>AB</b>  | 32 |
| <b>R</b>   | 3  |
| <b>H</b>   | 7  |
| <b>RBI</b> | 2  |
| <b>BB</b>  | 5  |
| <b>SO</b>  | 6  |
| <b>LOB</b> | 15 |







| Batter   | 1   | 2   | 3  | 4  | 5   | 6   | 7   | 8  | 9  | AB R H RBI BB SO LOB                                       | TOP   |  |                |   |
|--|---|---|--|--|---|---|---|--|--|--|---|--|----------------|---|
| Lenny Dykstra, L (1, 8)<br>OBP: 0.367, SLG: 0.379<br>Roger McDowell, R (7, 1)<br>OBP: 1.000, SLG: 1.000                      | 0-1<br>F8   |   | 4-1<br>WP 2B G4-3 BB                                 |  | 0-0<br>G4-3   |   | 0-0<br>G1 1B  |  | 0-0<br>1B  | 3 1 1 0 1 0 0<br>1 0 1 0 0 0 0                             |   |  |                |   |
| Dave Magadan, L (1, 3)<br>OBP: 0.358, SLG: 0.440   | 0-3<br>K  |   | 3-2<br>G4-3  |  | 0-0<br>1B   |   | 1-1<br>G1   |  | 1-0<br>L4-3  | 5 0 1 0 0 1 4  |   |  |                |   |
| Howard Johnson, S (1, 5)<br>OBP: 0.354, SLG: 0.523<br>Keith Miller, R (7, PH)<br>OBP: 0.077, SLG: 0.154                      | 1-0<br>1B   |   | 2-1<br>G4-3 2B                                       |  | 0-2<br>F9   |   | 1-0<br>L9   |  |  | 3 0 2 1 0 0 1<br>1 0 0 0 0 0 2                             |   |  |                |   |
| Darryl Strawberry, L (1, 9)<br>OBP: 0.313, SLG: 0.497<br>Mark Carreon, R (7, 7)<br>OBP: 0.222, SLG: 0.529                    | 0-1<br>P5   |   | 2-0<br>G4-3  |  | 0-0<br>L1-6-3                                       |   |   | 1-1<br>G5-3  |  | 3 0 0 0 0 0 3<br>1 0 0 0 0 0 0                             |   |  |                |   |
| Kevin McReynolds, R (1, 7)<br>OBP: 0.350, SLG: 0.401<br>Mookie Wilson, S (5, 7)<br>OBP: 0.221, SLG: 0.286                    |   | 4-2<br>1B SF7 BB                                      | 4-0<br>BB  |  |   | 1-0<br>G3   |   | 2-2<br>G1-4-3  |  | 0 1 0 0 2 0 0<br>2 0 0 0 0 0 0                             |   |  |                |   |
| Gregg Jefferies, S (1, 4)<br>OBP: 0.216, SLG: 0.261  |   | 2-1<br>L8   | 0-0<br>G4-3  |  |   | 2-0<br>G3-1   |   | 2-0<br>P6  |  | 4 0 0 0 0 0 3  |   |  |                |   |
| Mackey Sasser, L (1, 2)<br>OBP: 0.342, SLG: 0.486<br>Barry Lyons, R (3, 2)<br>OBP: 0.352, SLG: 0.424                         |   | 0-0<br>FC6-4 1B                                       |  | 1-1<br>P4  |   | 0-0<br>F8   |   |  | 0-0<br>F8  | 1 0 1 0 0 0 0<br>3 0 0 0 0 0 0                             | AB 34<br>R 3<br>H 8<br>RBI 3<br>BB 3<br>SO 3<br>LOB 14                                |  |                |   |
| Kevin Elster, R (1, 6)<br>OBP: 0.268, SLG: 0.295   |   | 3-2<br>SF7  |  | 0-2<br>G4-3  |   |   | 2-3<br>K  |  | 0-0<br>F9  | 3 0 0 1 0 1 0  |   |  |                |   |
| David Cone, L (1, 1)<br>OBP: 0.250, SLG: 0.182<br>Terry Leach, R (3, 1)<br>Lee Mazzilli, S (7, PH)<br>OBP: 0.387, SLG: 0.435 | 1-0<br>FC6-4  |   | 1-3<br>K   |  |   |   | 1-1<br>G1 1B  |  | 3-2<br>HR  | 1 0 0 0 0 0 1<br>1 0 0 0 0 1 0<br>2 1 2 1 0 0 0            |  |  |                |   |
| <b>Inning Stats</b>  | R: 0 H: 1<br>E: 0 LOB: 1<br>K: 1 BB: 0<br>S: 8 P: 9   | R: 1 H: 1<br>E: 0 LOB: 1<br>K: 0 BB: 1<br>S: 11 P: 21 | R: 1 H: 1<br>E: 0 LOB: 2<br>K: 0 BB: 2<br>S: 8 P: 23 | R: 0 H: 0<br>E: 0 LOB: 0<br>K: 1 BB: 0<br>S: 8 P: 10 | R: 0 H: 1<br>E: 0 LOB: 1<br>K: 0 BB: 0<br>S: 7 P: 7 | R: 0 H: 0<br>E: 0 LOB: 0<br>K: 0 BB: 0<br>S: 3 P: 6 | R: 0 H: 2<br>E: 0 LOB: 2<br>K: 1 BB: 0<br>S: 11 P: 16 | R: 0 H: 0<br>E: 0 LOB: 0<br>K: 0 BB: 0<br>S: 7 P: 12 | R: 1 H: 2<br>E: 0 LOB: 1<br>K: 0 BB: 0<br>S: 7 P: 11 | 1B: 6 SF: 1<br>2B: 1 SAC: 0<br>3B: 0 DP: 0<br>HR: 1 HBP: 0 | WP: 1 PA: 38<br>PB: 0<br>SB: 0<br>CS: 0   |  |                |   |
| <b>PITCHER</b>   | IP WLS BF H R ER SO BB IBB HBP BLK WP HR S P ERA WHIP |   |  |  |   |   |   |  |  |  |   |  | <b>PITCHER</b> | IP WLS BF H R ER SO BB IBB HBP BLK WP HR S P ERA WHIP |
| Greg Maddux, R (1, 1)<br>ERA: 3.09   | 5.0 W 22 4 2 2 2 3 0 0 0 1 0 42 70 3.60 1.400         |   |  |  |   |   |   |  |  |  |   |  |                |   |
| Steve Wilson, L (6, 1)<br>ERA: 2.08  | 2.0 8 2 0 0 1 0 0 0 0 0 0 14 22 0.00 1.000            |   |  |  |   |   |   |  |  |  |   |  |                |   |
| Pat Perry, L (8, 1)<br>ERA: 1.11   | 1.0 3 0 0 0 0 0 0 0 0 0 0 7 12 0.00 0.000             |   |  |  |   |   |   |  |  |  |   |  |                |   |
| Jeff Pico, R (9, 1)<br>ERA: 3.0  | 1.0 5 2 1 1 0 0 0 0 0 0 0 7 11 9.00 2.000             |   |  |  |   |   |   |  |  |  |   |  |                |   |

**New York Mets @ Chicago Cubs**  
**Wrigley Field, Chicago, IL**  
 Mon Jun 05 1989, 7:05 PM CDT  
 Att. 34,840 - Unknown - 69 F

livebaseballscorecards.com

| Batter   | 1                             | 2                           | 3                | 4               | 5           | 6                     | 7           | 8 | 9 | AB | R | H | RBI | BB | SO | LOB |
|--|-------------------------------|-----------------------------|------------------|-----------------|-------------|-----------------------|-------------|---|---|----|---|---|-----|----|----|-----|
| Doug Dascenzo, S<br>OBP: 0.210, SLG: 0.165   | 0-0<br>F8                     | 0-0<br>SH<br>23<br>3B       |                  | 2-2<br>HR<br>1B |             | 2-2<br>HR<br>1B       |             |   |   | 3  | 3 | 1 | 1   | 1  | 0  | 1   |
| Mitch Webster, S<br>OBP: 0.308, SLG: 0.356   | 4-2<br>HR<br>23<br>G5-3<br>BB | 1-2<br>P6                   |                  | 3-2<br>HR       |             | 0-0<br>1B<br>23<br>E  | 2-2<br>L9   |   |   | 4  | 3 | 2 | 2   | 1  | 0  | 2   |
| 23 Ryne Sandberg, R<br>OBP: 0.347, SLG: 0.426<br>Curtis Wilkerson, S<br>OBP: 0.226, SLG: 0.349   | 1-2<br>G5-3                   | 2-2<br>3B                   |                  | 2-1<br>G5-3     |             | 2-0<br>1B<br>E5<br>3B | 1-0<br>G6-3 |   |   | 4  | 1 | 1 | 2   | 0  | 0  | 3   |
| Damon Berryhill, S<br>OBP: 0.305, SLG: 0.378<br>Rick Wrona, R<br>OBP: 0.219, SLG: 0.194  | 2-2<br>HR<br>HBP              | 3-3<br>K                    |                  | 1-0<br>1B       |             | 0-0<br>3B<br>BB       | 3-2<br>G4-3 |   |   | 3  | 2 | 2 | 2   | 0  | 1  | 1   |
| Dwight Smith, L<br>OBP: 0.403, SLG: 0.545  | 1-0<br>HR                     |                             | 2-2<br>SF7<br>2B | 2-2<br>1B       |             | 4-1<br>3B<br>BB       | 2-1<br>G3   |   |   | 4  | 3 | 3 | 3   | 1  | 0  | 0   |
| Vance Law, R<br>OBP: 0.260, SLG: 0.321<br>Domingo Ramos, R<br>OBP: 0.283, SLG: 0.353   | 1-0<br>F9                     |                             | 0-0<br>G6-3      | 0-0<br>L7       |             | 1-0<br>G6-3<br>3B     | 0-2<br>G5-3 |   |   | 4  | 1 | 1 | 3   | 0  | 0  | 3   |
| Lloyd McClendon, R<br>OBP: 0.432, SLG: 0.543   |                               | 3-2<br>F9                   | 0-0<br>SF7       |                 | 3-0<br>G1-3 | 1-0<br>G6-3           | 4-2<br>BB   |   |   | 3  | 0 | 0 | 2   | 1  | 0  | 0   |
| Shawon Dunston, R<br>OBP: 0.292, SLG: 0.371  |                               | 2-0<br>SH<br>1B             | 2-1<br>G6-3      |                 | 0-0<br>F7   | 1-2<br>2B             | 3-2<br>L8   |   |   | 5  | 1 | 2 | 0   | 0  | 0  | 1   |
| Greg Maddux, R<br>OBP: 0.222, SLG: 0.259<br>Rick Sutcliffe, L<br>OBP: 0.233, SLG: 0.207<br>Steve Wilson, L<br>OBP: 0.200, SLG: 0.200<br>Pat Perry, L<br>OBP: 0.200, SLG: 0.200<br>Jeff Pico, R |                               | 1-0<br>SH<br>23<br>3B<br>1B |                  | 0-0<br>G6-3     | 1-0<br>G6-3 | 0-2<br>L6             |             |   |   | 2  | 1 | 1 | 0   | 0  | 0  | 0   |


| Inning Stats | R: 3   | H: 1  | E: 0  | K: 10 | S: 19 | R: 3   | H: 3  | E: 0  | K: 1 | S: 20 | R: 1   | H: 1  | E: 0  | K: 0 | S: 7 | R: 2   | H: 4  | E: 0 | K: 0 | S: 15 | R: 0   | H: 0  | E: 0  | K: 0 | S: 3 | R: 6   | H: 4  | E: 1  | K: 0 | S: 15 | R: 0   | H: 0  | E: 0  | K: 0 | S: 8 | R: 0   | H: 0  | E: 0  | K: 0 | S: 11 | R: 0   | H: 0  | E: 0  | K: 0 | S: 11 |
|--------------|--------|-------|-------|-------|-------|--------|-------|-------|------|-------|--------|-------|-------|------|------|--------|-------|------|------|-------|--------|-------|-------|------|------|--------|-------|-------|------|-------|--------|-------|-------|------|------|--------|-------|-------|------|-------|--------|-------|-------|------|-------|
|              | LOB: 0 | BB: 1 | P: 19 |       |       | LOB: 1 | BB: 0 | P: 32 |      |       | LOB: 2 | BB: 0 | P: 11 |      |      | LOB: 0 | BB: 0 | P: 7 |      |       | LOB: 1 | BB: 2 | P: 29 |      |      | LOB: 0 | BB: 0 | P: 14 |      |       | LOB: 1 | BB: 1 | P: 20 |      |      | LOB: 0 | BB: 0 | P: 20 |      |       | LOB: 1 | BB: 1 | P: 20 |      |       |

| PITCHER                        | IP  | WLS | BF | H | R | ER | SO | BB | IBB | HBP | BLK | WP | HR | S  | P  | ERA   | WHIP  |
|--------------------------------|-----|-----|----|---|---|----|----|----|-----|-----|-----|----|----|----|----|-------|-------|
| David Cone, R<br>ERA: 4.28     | 2.0 | L   | 14 | 5 | 7 | 7  | 1  | 1  | 0   | 1   | 1   | 0  | 1  | 33 | 56 | 31.50 | 3.000 |
| Terry Leach, R<br>ERA: 4.22    | 4.0 |     | 23 | 8 | 8 | 7  | 0  | 2  | 0   | 0   | 0   | 0  | 1  | 37 | 67 | 15.75 | 2.500 |
| Roger McDowell, R<br>ERA: 3.24 | 2.0 |     | 7  | 0 | 0 | 0  | 0  | 1  | 0   | 0   | 0   | 0  | 0  | 19 | 34 | 0.00  | 0.500 |

**BOTTOM**

**New York Mets @ Chicago Cubs**  
**Wrigley Field, Chicago, IL**  
 Mon Jun 05 1989, 7:05 PM CDT  
 Att: 34,840 - Unknown - 69 F

|     |    |
|-----|----|
| AB  | 37 |
| R   | 15 |
| H   | 13 |
| RBI | 15 |
| BB  | 4  |
| SO  | 1  |
| LOB | 12 |



| WP    | PA     | 44 |
|-------|--------|----|
| 1B: 7 | SF: 1  |    |
| 2B: 2 | SAC: 1 |    |
| 3B: 2 | DP: 0  |    |
| HR: 2 | HBP: 1 |    |

| Batter   | 1   | 2   | 3   | 4  | 5   | 6   | 7   | 8  | 9   | AB R H RBI BB SO LOB   | TOP                                     |                |   |
|--|---|---|---|--|---|---|---|--|---|--|---|----------------|---|
| Mookie Wilson, S<br>OBP: 0.215, SLG: 0.277<br>(1, 8)<br>(6, 7)   | 0-0<br>G4-3   |   | 0-2<br>G3-1   |  | 0-0<br>F8   |   | 3-3<br>K  |  |   | 4 0 0 0 0 1 2  |   |                |   |
| Dave Magadan, L<br>OBP: 0.363, SLG: 0.452<br>(1, 3)  | 0-0<br>PB<br>1B<br>2B                                 |   | 3-2<br>G4-3   |  |   | 1-1<br>HR<br>1B                                       |   | 1-2<br>F7  |   | 4 2 2 0 0 0 0  |   |                |   |
| Howard Johnson, S<br>OBP: 0.351, SLG: 0.514<br>(1, 5)  | 4-1<br>1B<br>1B<br>2-3<br>BB                          |   | 1-1<br>P4   |  |   | 1-3<br>K  |   | 1-3<br>K   |   | 3 1 0 0 1 2 1  |   |                |   |
| Darryl Strawberry, L<br>OBP: 0.317, SLG: 0.514<br>(1, 9)   | 3-2<br>SAFE<br>1B<br>1-3<br>3-H<br>1B                 |   |   | 3-1<br>G3  |   | 1-0<br>HR   |   | 0-0<br>G3-1  |   | 4 1 2 3 0 0 0  |   |                |   |
| Mark Carreon, R<br>OBP: 0.250, SLG: 0.526<br>Lenny Dykstra, L<br>OBP: 0.363, SLG: 0.373<br>(1, 7)<br>(6, PH)<br>(6, 8)   | 1-1<br>G6-4-3<br>1B                                   |   |   | 2-0<br>F9  |   | 2-2<br>F8   |   |  | 1-2<br>G6-3   | 2 0 1 1 0 0 0<br>2 0 0 0 0 0 0                                   |   |                |   |
| Gregg Jefferies, S<br>OBP: 0.211, SLG: 0.255<br>(1, 4)   | 3-2<br>G6-4-3<br>1-2f                                 |   |   | 1-0<br>G6-3  |   | 1-1<br>L6   |   |  | 1-0<br>F9   | 4 0 0 0 0 0 2  |   |                |   |
| Barry Lyons, R<br>OBP: 0.337, SLG: 0.404<br>(1, 2)   |   | 1-0<br>G1-3   |   |  | 0-0<br>G5-3   |   | 0-1<br>F8   |  | 2-0<br>G5-3   | 4 0 0 0 0 0 0  |   |                |   |
| Kevin Elster, R<br>OBP: 0.269, SLG: 0.303<br>(1, 6)  |   | 1-0<br>G6-3   |   |  | 0-1<br>G3-1<br>2B                                   |   | 2-2<br>L7   |  |   | 3 0 1 0 0 0 0  |   |                |   |
| Bob Ojeda, L<br>OBP: 0.182, SLG: 0.143<br>Roger McDowell, R<br>OBP: 1.000, SLG: 1.000<br>Jeff McKnight, S<br>OBP: 1.000, SLG: 1.000<br>Don Aase, R<br>(7, 1)<br>(7, 1) |   | 0-0<br>F8   |   |  | 1-0<br>G3-1<br>2-3                                  |   | 2-1<br>1B   |  |   | 2 0 0 0 0 0 1<br>0 0 0 0 0 0 0<br>1 0 1 0 0 0 0<br>0 0 0 0 0 0 0 |   |                |   |
| <b>Inning Stats</b>  | R: 2 H: 3<br>E: 0 LOB: 1<br>K: 0 BB: 1<br>S: 12 P: 23 | R: 0 H: 0<br>E: 0 LOB: 0<br>K: 0 BB: 0<br>S: 3 P: 5 | R: 0 H: 0<br>E: 0 LOB: 0<br>K: 0 BB: 0<br>S: 10 P: 14 | R: 0 H: 0<br>E: 0 LOB: 0<br>K: 0 BB: 0<br>S: 4 P: 10 | R: 0 H: 1<br>E: 0 LOB: 1<br>K: 0 BB: 0<br>S: 5 P: 6 | R: 2 H: 2<br>E: 0 LOB: 0<br>K: 1 BB: 0<br>S: 12 P: 18 | R: 0 H: 1<br>E: 0 LOB: 1<br>K: 1 BB: 0<br>S: 13 P: 20 | R: 0 H: 0<br>E: 0 LOB: 0<br>K: 1 BB: 0<br>S: 8 P: 10 | R: 0 H: 0<br>E: 0 LOB: 0<br>K: 0 BB: 0<br>S: 5 P: 9 | 1B: 4 SF: 0<br>2B: 2 SAC: 0<br>3B: 0 DP: 1<br>HR: 1 HBP: 0       | WP: 0 PA: 34<br>PB: 1<br>SB: 0<br>CS: 0 |                |   |
| <b>PITCHER</b>   | IP WLS BF H R ER SO BB IBB HBP BLK WP HR S P ERA WHIP |   |   |  |   |   |   |  |   |  |   | <b>PITCHER</b> | IP WLS BF H R ER SO BB IBB HBP BLK WP HR S P ERA WHIP |
| Paul Kilgus, L<br>ERA: 3.88<br>(1, 1)  | 5.1 W 22 6 4 4 1 1 0 0 0 0 0 1 40 67 6.75 1.312       |   |   |  |   |   |   |  |   |  |   |                |   |
| Calvin Schiraldi, R<br>ERA: 2.77<br>(6, 1)   | 2.2 9 1 0 0 2 0 0 0 0 0 0 0 27 39 0.00 0.375          |   |   |  |   |   |   |  |   |  |   |                |   |
| Mitch Williams, L<br>ERA: 1.95<br>(9, 1)   | 1.0 3 0 0 0 0 0 0 0 0 0 0 0 5 9 0.00 0.000            |   |   |  |   |   |   |  |   |  |   |                |   |

**New York Mets @ Chicago Cubs**  
**Wrigley Field, Chicago, IL**  
 Tue Jun 06 1989, 3:33 AM CDT  
 Att. 33,558 - Sunny

[livebaseballscorecards.com](http://livebaseballscorecards.com)

**AB 33**  
**R 4**  
**H 7**  
**RBI 4**  
**BB 1**  
**SO 3**  
**LOB 6**



BOTTOM

New York Mets @ Chicago Cubs  
Wrigley Field, Chicago, IL  
Tue Jun 06 1989, 3:33 AM CDT  
Att. 33,558 - Sunny

livebaseballscorecards.com

|     |    |
|-----|----|
| AB  | 35 |
| R   | 8  |
| H   | 15 |
| RBI | 8  |
| BB  | 2  |
| SO  | 3  |
| LOB | 12 |



|     |   |     |    |
|-----|---|-----|----|
| WP: | 0 | PA: | 37 |
| PB: | 0 | SB: | 0  |
| CS: | 0 |     |    |

| AB | R | H | RBI | BB | SO | LOB |
|----|---|---|-----|----|----|-----|
| 5  | 1 | 1 | 0   | 0  | 0  | 1   |
| 4  | 2 | 3 | 0   | 0  | 0  | 0   |
| 3  | 1 | 1 | 1   | 1  | 0  | 2   |
| 4  | 0 | 2 | 2   | 0  | 0  | 2   |
| 4  | 1 | 2 | 2   | 0  | 1  | 1   |
| 3  | 1 | 1 | 0   | 1  | 1  | 2   |
| 4  | 1 | 2 | 2   | 0  | 0  | 1   |
| 4  | 1 | 2 | 0   | 0  | 0  | 1   |
| 2  | 0 | 0 | 0   | 0  | 0  | 2   |
| 1  | 0 | 0 | 0   | 0  | 1  | 0   |
| 1  | 0 | 1 | 1   | 0  | 0  | 0   |
| 0  | 0 | 0 | 0   | 0  | 0  | 0   |

|     |    |      |   |
|-----|----|------|---|
| 1B: | 12 | SF:  | 0 |
| 2B: | 1  | SAC: | 0 |
| 3B: | 1  | DP:  | 2 |
| HR: | 2  | HBP: | 0 |

| Batter  | 1              | 2         | 3             | 4         | 5                | 6               | 7                      | 8      | 9 |
|---|----------------|-----------|---------------|-----------|------------------|-----------------|------------------------|--------|---|
| Doug Dascenzo, S<br>OBP: 0.210, SLG: 0.167    | 1-1 G6-3       | 2-1 G6-3  |               |           | 0-0 1B 23 1B     |                 | 3-2 G6-3               | 1-2 L5 |   |
| Mitch Webster, S<br>OBP: 0.319, SLG: 0.367    | 1-1 23 FC6 1B  |           | 1-2 G5-3      |           | 2-0 23 1B 1B     |                 | 1-2 23 F9 1B 23 BLK 1B |        |   |
| 23 Ryne Sandberg, R<br>OBP: 0.350, SLG: 0.435 | 1-2 FC6 1-2f   |           | 4-0 G4-3 BB   |           | 2-0 1B 1B        |                 | 0-1 F9 1-3             |        |   |
| Damon Bernyhill, S<br>OBP: 0.311, SLG: 0.383  | 1-0 FC5-4 1-2f |           | 1-2 G4-3 1-2f |           | 2-1 L3-6 1B      |                 | 2-2 1B                 |        |   |
| Lloyd McClendon, R<br>OBP: 0.438, SLG: 0.615  |                | 2-2 HR    |               | 0-0 F8    | 3-2 L3-6 1B      |                 | 3-2 K                  |        |   |
| Vance Law, R<br>OBP: 0.266, SLG: 0.321        |                | 2-0 HR 1B |               | 4-1 1B BB | 0-0 L3-6 1-1 2-2 |                 | 2-3 K                  |        |   |
| Dwight Smith, L<br>OBP: 0.408, SLG: 0.586     |                | 0-2 HR    |               | 0-2 F9    |                  | 3-2 G6-4-3 1B   | 2-2 G3-1               |        |   |
| Shawon Dunston, R<br>OBP: 0.297, SLG: 0.374   |                | 1-0 F7    |               | 1-1 1B    | 1-2 1B           | 1-0 G6-4-3 1-2f | 2-2 2B 1B              |        |   |
| Paul Kilgus, L<br>OBP: 0.083, SLG: 0.083      |                | 1-0 G3-1  |               | 0-0 G4-3  |                  | 0-3 K           | 1-0 2B                 |        |   |
| Calvin Schiraldi, R<br>OBP: 0.271, SLG: 0.368 |                |           |               |           |                  |                 |                        |        |   |
| Gary Varsho, L<br>OBP: 0.271, SLG: 0.368      |                |           |               |           |                  |                 |                        |        |   |
| Mitch Williams, L                             |                |           |               |           |                  |                 |                        |        |   |

| Inning | R | H | E | K | S  | R | H | E | K | S  | R | H | E | K | S  | R | H | E | K | S | R | H | E | K | S |
|--------|---|---|---|---|----|---|---|---|---|----|---|---|---|---|----|---|---|---|---|---|---|---|---|---|---|
| 1      | 0 | 1 | 0 | 0 | 8  | 3 | 3 | 0 | 0 | 12 | 0 | 0 | 0 | 0 | 7  | 0 | 0 | 0 | 0 | 0 | 0 | 1 | 0 | 0 | 0 |
| 2      | 0 | 0 | 0 | 0 | 12 | 3 | 3 | 0 | 0 | 20 | 0 | 0 | 0 | 0 | 7  | 0 | 0 | 0 | 0 | 0 | 0 | 0 | 0 | 0 | 0 |
| 3      | 0 | 0 | 0 | 0 | 7  | 0 | 0 | 0 | 0 | 13 | 0 | 0 | 0 | 0 | 7  | 0 | 0 | 0 | 0 | 0 | 0 | 0 | 0 | 0 | 0 |
| 4      | 0 | 1 | 0 | 0 | 8  | 0 | 1 | 0 | 0 | 13 | 0 | 1 | 0 | 0 | 8  | 0 | 2 | 0 | 0 | 0 | 0 | 1 | 0 | 0 | 0 |
| 5      | 0 | 5 | 0 | 0 | 11 | 3 | 5 | 0 | 0 | 20 | 0 | 5 | 0 | 0 | 11 | 0 | 0 | 0 | 0 | 0 | 0 | 0 | 0 | 0 | 0 |
| 6      | 0 | 1 | 0 | 1 | 8  | 0 | 1 | 0 | 0 | 11 | 0 | 1 | 0 | 0 | 8  | 0 | 0 | 0 | 0 | 0 | 0 | 0 | 0 | 0 | 0 |
| 7      | 1 | 2 | 0 | 1 | 15 | 1 | 2 | 0 | 0 | 23 | 0 | 2 | 0 | 0 | 15 | 0 | 0 | 0 | 0 | 0 | 0 | 0 | 0 | 0 | 0 |
| 8      | 1 | 2 | 0 | 0 | 17 | 1 | 2 | 0 | 0 | 25 | 0 | 2 | 0 | 0 | 17 | 0 | 1 | 0 | 0 | 0 | 0 | 0 | 0 | 0 | 0 |
| 9      | 0 | 0 | 0 | 0 | 0  | 0 | 0 | 0 | 0 | 0  | 0 | 0 | 0 | 0 | 0  | 0 | 0 | 0 | 0 | 0 | 0 | 0 | 0 | 0 | 0 |

| PITCHER                       | IP  | WLS | BF | H | R | ER | SO | BB | IBB | HBP | BLK | WP | HR | S  | P  | ERA   | WHIP  |
|-------------------------------|-----|-----|----|---|---|----|----|----|-----|-----|-----|----|----|----|----|-------|-------|
| Bob Ojeda, L<br>ERA: 3.86     | 4.0 | L   | 22 | 9 | 6 | 6  | 0  | 2  | 0   | 0   | 0   | 0  | 0  | 40 | 69 | 13.50 | 2.750 |
| Roger McDowell, R<br>ERA: 3.0 | 2.0 |     | 5  | 2 | 0 | 0  | 1  | 0  | 0   | 0   | 0   | 0  | 0  | 14 | 20 | 0.00  | 1.000 |
| Don Aase, R<br>ERA: 2.35      | 2.0 |     | 10 | 4 | 2 | 2  | 2  | 0  | 0   | 0   | 1   | 0  | 0  | 32 | 48 | 9.00  | 2.000 |

**New York Mets @ Chicago Cubs**  
**Wrigley Field, Chicago, IL**  
 Wed Jun 07 1989, 3:33 AM CDT  
 Att. 35,372 - Sunny

[livebaseballscorecards.com](http://livebaseballscorecards.com)

|            |           |
|------------|-----------|
| <b>AB</b>  | <b>35</b> |
| <b>R</b>   | <b>10</b> |
| <b>H</b>   | <b>11</b> |
| <b>RBI</b> | <b>8</b>  |
| <b>BB</b>  | <b>5</b>  |
| <b>SO</b>  | <b>5</b>  |
| <b>LOB</b> | <b>10</b> |



| AB | R | H | RBI | BB | SO | LOB |
|----|---|---|-----|----|----|-----|
| 3  | 3 | 2 | 1   | 2  | 0  | 0   |
| 4  | 1 | 2 | 0   | 1  | 0  | 2   |
| 4  | 1 | 1 | 4   | 0  | 0  | 2   |
| 4  | 0 | 0 | 0   | 0  | 1  | 1   |
| 1  | 0 | 0 | 0   | 0  | 1  | 0   |
| 5  | 1 | 1 | 0   | 0  | 0  | 1   |
| 4  | 2 | 2 | 0   | 0  | 1  | 1   |
| 2  | 2 | 1 | 0   | 2  | 0  | 0   |
| 4  | 0 | 2 | 3   | 0  | 0  | 1   |
| 3  | 0 | 0 | 0   | 0  | 2  | 2   |
| 1  | 0 | 0 | 0   | 0  | 0  | 0   |

| Batter   | 1                        | 2                     | 3                  | 4                | 5                      | 6           | 7           | 8               | 9 |
|--|--------------------------|-----------------------|--------------------|------------------|------------------------|-------------|-------------|-----------------|---|
| <b>Howard Johnson, S</b> (1, 6)<br>OBP: 0.362, SLG: 0.539  | 3-2<br>G4-3<br>SF8<br>2B |                       | 0-0<br>L8          |                  | 4-2<br>2B<br>HR<br>BB  | 3-2<br>HR   |             | 4-0<br>CS<br>BB |   |
| <b>Dave Magadan, L</b> (1, 3)<br>OBP: 0.373, SLG: 0.463  | 0-0<br>G4-3              |                       | 4-2<br>FC6-4<br>BB |                  | 1-2<br>HR<br>2B        | 0-1<br>1B   |             | 2-2<br>G6-3     |   |
| <b>Kevin McReynolds, R</b> (1, 7)<br>OBP: 0.346, SLG: 0.414  | 3-1<br>SF8               |                       | 3-1<br>FC6-4       |                  | 1-1<br>HR              | 3-1<br>P6   |             | 2-2<br>F8       |   |
| <b>Darryl Strawberry, L</b> (1, 9)<br>OBP: 0.311, SLG: 0.503<br><b>Rick Aguiera, R</b> (6, 1)                        | 2-1<br>G4-3              |                       |                    | 0-0<br>G4-3      | 0-0<br>G6-3            | 0-3<br>K    |             | 0-3<br>K        |   |
| <b>Mookie Wilson, S</b> (1, 8)<br>(6, 9)   |                          | 0-0<br>WP<br>1B       |                    | 2-2<br>F8        | 1-0<br>G3              | 0-1<br>G5-3 |             | 0-2<br>G6-3     |   |
| <b>Gregg Jefferies, S</b> (1, 5)<br>OBP: 0.217, SLG: 0.260   |                          | 1 SAFE<br>3 SAFE<br>K |                    | 1-1<br>1B<br>1B  | 2-2<br>BB<br>2B<br>1B  |             | 0-0<br>G6-3 |                 |   |
| <b>Jeff McKnight, S</b> (1, 4)<br>OBP: 0.800, SLG: 0.667   |                          | 4-0<br>G6-4-3<br>BB   |                    | 0-0<br>1B<br>1B  | 4-2<br>1-2<br>2B<br>BB |             | 2-0<br>F9   |                 |   |
| <b>Barry Lyons, R</b> (1, 2)<br>OBP: 0.343, SLG: 0.419   |                          | 0-2<br>G6-4-3         |                    | 1-0<br>BLK<br>1B | 0-0<br>BLK<br>2B       |             | 2-2<br>G4-3 |                 |   |
| <b>Dwight Gooden, R</b> (1, 1)<br>OBP: 0.156, SLG: 0.226<br><b>Lenny Dykstra, L</b> (6, 8)<br>OBP: 0.360, SLG: 0.370 |                          |                       | 1-1<br>G3-1        | 1-3<br>K         | 0-3<br>K               |             | 1-1<br>L8   |                 |   |

| Inning Stats | R: 1 | H: 1 | E: 0 | LOB: 0 | K: 0 | S: 15 | P: 23 | R: 1 | H: 1 | E: 0 | LOB: 0 | K: 1 | S: 8 | P: 14 | R: 0 | H: 0 | E: 0 | LOB: 1 | K: 0 | S: 7 | P: 15 | R: 2 | H: 3 | E: 0 | LOB: 1 | K: 1 | S: 11 | P: 16 | R: 5 | H: 4 | E: 0 | LOB: 1 | K: 1 | S: 19 | P: 32 | R: 1 | H: 2 | E: 0 | LOB: 1 | K: 1 | S: 14 | P: 20 | R: 0 | H: 0 | E: 0 | LOB: 0 | K: 0 | S: 5 | P: 9 | R: 0 | H: 0 | E: 0 | LOB: 0 | K: 0 | S: 5 | P: 12 | R: 0 | H: 0 | E: 0 | LOB: 0 | K: 1 | S: 11 | P: 13 | 1B: 6 | SF: 1 | 2B: 3 | SAC: 0 | 3B: 0 | DP: 1 | HR: 2 | HBP: 0 | WP: 1 | PA: 41 |
|--------------|------|------|------|--------|------|-------|-------|------|------|------|--------|------|------|-------|------|------|------|--------|------|------|-------|------|------|------|--------|------|-------|-------|------|------|------|--------|------|-------|-------|------|------|------|--------|------|-------|-------|------|------|------|--------|------|------|------|------|------|------|--------|------|------|-------|------|------|------|--------|------|-------|-------|-------|-------|-------|--------|-------|-------|-------|--------|-------|--------|
|--------------|------|------|------|--------|------|-------|-------|------|------|------|--------|------|------|-------|------|------|------|--------|------|------|-------|------|------|------|--------|------|-------|-------|------|------|------|--------|------|-------|-------|------|------|------|--------|------|-------|-------|------|------|------|--------|------|------|------|------|------|------|--------|------|------|-------|------|------|------|--------|------|-------|-------|-------|-------|-------|--------|-------|-------|-------|--------|-------|--------|

| PITCHER                                      | IP  | WLS | BF | H | R | ER | SO | BB | IBB | HBP | BLK | WP | HR | S  | P  | ERA   | WHIP  |
|--|-----|-----|----|---|---|----|----|----|-----|-----|-----|----|----|----|----|-------|-------|
| <b>Rick Sutcliffe, R</b> (1, 1)<br>ERA: 3.81 | 4.0 | L   | 21 | 7 | 7 | 6  | 2  | 3  | 0   | 0   | 1   | 1  | 1  | 49 | 82 | 13.50 | 2.500 |
| <b>Pat Perry, L</b> (5, 1)<br>ERA: 1.91      | 4.0 |     | 17 | 4 | 3 | 3  | 2  | 2  | 0   | 0   | 0   | 0  | 1  | 35 | 59 | 6.75  | 1.500 |
| <b>Jeff Pico, R</b> (9, 1)<br>ERA: 2.9       | 1.0 |     | 3  | 0 | 0 | 0  | 1  | 0  | 0   | 0   | 0   | 0  | 0  | 11 | 13 | 0.00  | 0.000 |

| Batter   | 1                    | 2           | 3                      | 4 | 5             | 6         | 7 | 8         | 9               | AB | R | H | RBI | BB | SO | LOB |
|--|----------------------|-------------|------------------------|---|---------------|-----------|---|-----------|-----------------|----|---|---|-----|----|----|-----|
| Doug Dascenzo, S<br>OBP: 0.209, SLG: 0.160<br>(1, 8)   | 4-2<br>F7<br>E<br>BB | 2-2<br>G4-3 | 3-2<br>G4-3            |   |               | 2-0<br>F7 |   | 2-2<br>P6 |                 | 4  | 0 | 0 | 0   | 1  | 0  | 5   |
| Mitch Webster, S<br>OBP: 0.315, SLG: 0.368<br>(1, 7)   | 0-1<br>E7<br>1-2     |             | 3-2<br>1B<br>2B        |   | 1-1<br>F7     | 1-0<br>F7 |   |           | 1-2<br>L9       | 5  | 1 | 1 | 0   | 0  | 0  | 1   |
| 23 Ryne Sandberg, R<br>OBP: 0.351, SLG: 0.433<br>Curtis Wilkerson, S<br>OBP: 0.218, SLG: 0.337<br>(1, 4)<br>(3, PR)<br>(4, 4)  | 0-0<br>L7            |             | 2-1<br>1B<br>2B<br>HBP |   | 0-0<br>L8     | 0-2<br>F7 |   |           | 0-0<br>L8       | 1  | 0 | 0 | 0   | 0  | 0  | 2   |
| Damon Bernhill, S<br>OBP: 0.315, SLG: 0.378<br>(1, 2)  | 2-0<br>F7<br>2-3     |             | 0-0<br>2B<br>1B<br>1B  |   | 4-2<br>BB     |           |   |           | 0-2<br>G1-3     | 4  | 1 | 1 | 1   | 1  | 1  | 2   |
| Dwight Smith, L<br>OBP: 0.413, SLG: 0.595<br>(1, 9)  | 1-3<br>K             |             | 2-1<br>1B<br>1B<br>2B  |   | 2-3<br>K      |           |   |           | 2-1<br>1B<br>1B | 4  | 1 | 2 | 1   | 0  | 2  | 3   |
| Lloyd McClendon, R<br>OBP: 0.462, SLG: 0.698<br>(1, 3)   |                      | 3-2<br>G5-3 | 1-1<br>FC1-6<br>1B     |   | 2-1<br>HR     |           |   |           | 0-0<br>1B       | 4  | 1 | 3 | 2   | 0  | 0  | 0   |
| Vance Law, R<br>OBP: 0.271, SLG: 0.321<br>(1, 5)   |                      | 0-0<br>G4-3 | 0-0<br>FC1-6<br>1B     |   | 4-0<br>BB     |           |   |           | 2-2<br>FC3-6-5  | 3  | 0 | 1 | 1   | 1  | 0  | 2   |
| Shawon Dunston, R<br>OBP: 0.296, SLG: 0.377<br>(1, 6)  |                      | 1-0<br>2B   | 2-1<br>FC1-6<br>S      |   | 2-2<br>G4-6-3 |           |   |           | 1-2<br>G6-3     | 4  | 0 | 1 | 0   | 0  | 0  | 3   |
| Rick Sutcliffe, L<br>OBP: 0.250, SLG: 0.200<br>Pat Perry, L<br>OBP: 0.167, SLG: 0.167<br>Gary Varsho, L<br>OBP: 0.267, SLG: 0.362<br>Jeff Pico, R<br>(1, 1)<br>(5, 1)<br>(8, PH)<br>(9, 1) |                      | 4-2<br>BB   | 2-2<br>G6-3            |   | 1-2<br>G1-3   |           |   |           | 2-2<br>G1-3     | 1  | 0 | 0 | 0   | 1  | 0  | 2   |


| Inning Stats | R: 0 | H: 0 | E: 1 | K: 1 | S: 10 | R: 0 | H: 1 | E: 0 | K: 0 | S: 12 | R: 4 | H: 5 | E: 0 | K: 0 | S: 19 | R: 0 | H: 0 | E: 0 | K: 1 | S: 8 | R: 1 | H: 1 | E: 0 | K: 0 | S: 10 | R: 0 | H: 2 | E: 0 | K: 1 | S: 9 | R: 0 | H: 0 | E: 0 | K: 0 | S: 7 | R: 0 | H: 0 | E: 0 | K: 0 | S: 7 | 1B: 5 | 2B: 3 | 3B: 0 | HR: 1 | SF: 0 | SAC: 0 | DP: 2 | HBP: 1 | WP: 0 | PB: 0 | SB: 1 | CS: 0 | PA: 40 |
|--------------|------|------|------|------|-------|------|------|------|------|-------|------|------|------|------|-------|------|------|------|------|------|------|------|------|------|-------|------|------|------|------|------|------|------|------|------|------|------|------|------|------|------|-------|-------|-------|-------|-------|--------|-------|--------|-------|-------|-------|-------|--------|
|--------------|------|------|------|------|-------|------|------|------|------|-------|------|------|------|------|-------|------|------|------|------|------|------|------|------|------|-------|------|------|------|------|------|------|------|------|------|------|------|------|------|------|------|-------|-------|-------|-------|-------|--------|-------|--------|-------|-------|-------|-------|--------|

| PITCHER                                 | IP  | WLS | BF | H | R | ER | SO | BB | IBB | HBP | BLK | WP | HR | S  | P   | ERA  | WHIP  |
|---|-----|-----|----|---|---|----|----|----|-----|-----|-----|----|----|----|-----|------|-------|
| Dwight Gooden, R<br>ERA: 2.63<br>(1, 1) | 5.0 | W   | 27 | 7 | 5 | 5  | 2  | 4  | 0   | 0   | 0   | 0  | 1  | 59 | 106 | 9.00 | 2.200 |
| Rick Aguilera, R<br>ERA: 0.96<br>(6, 1) | 4.0 | S   | 13 | 2 | 0 | 0  | 1  | 0  | 0   | 0   | 0   | 0  | 0  | 31 | 46  | 0.00 | 0.500 |

**BOTTOM**

**New York Mets @ Chicago Cubs**  
**Wrigley Field, Chicago, IL**  
 Wed Jun 07 1989, 3:33 AM CDT  
 Att. 35,372 - Sunny

|            |           |
|------------|-----------|
| <b>AB</b>  | <b>35</b> |
| <b>R</b>   | <b>5</b>  |
| <b>H</b>   | <b>9</b>  |
| <b>RBI</b> | <b>5</b>  |
| <b>BB</b>  | <b>4</b>  |
| <b>SO</b>  | <b>3</b>  |
| <b>LOB</b> | <b>20</b> |



| PITCHER | IP | WLS | BF | H | R | ER | SO | BB | IBB | HBP | BLK | WP | HR | S | P | ERA | WHIP |
|---------|----|-----|----|---|---|----|----|----|-----|-----|-----|----|----|---|---|-----|------|
|---------|----|-----|----|---|---|----|----|----|-----|-----|-----|----|----|---|---|-----|------|

| Batter  | 1                             | 2                                | 3                             | 4                                | 5                            | 6                                | 7                            | 8                                | 9                             | 10                               | AB                           | R                                | H                             | RBI                              | BB                            | SO                               | LOB                           | TOP                              |                               |                                  |                                  |                                    |                                  |        |  |  |
|---|-------------------------------|----------------------------------|-------------------------------|----------------------------------|------------------------------|----------------------------------|------------------------------|----------------------------------|-------------------------------|----------------------------------|------------------------------|----------------------------------|-------------------------------|----------------------------------|-------------------------------|----------------------------------|-------------------------------|----------------------------------|-------------------------------|----------------------------------|----------------------------------|------------------------------------|----------------------------------|--------|--|--|
| Lenny Dykstra, L<br>OBP: 0.360, SLG: 0.370<br>Mookie Wilson, S<br>OBP: 0.211, SLG: 0.270<br>(1, 8)<br>(8, PH)<br>(8, 8)   | 0-0<br>1B                     |                                  | 2-1<br>P5                     |                                  |                              | 3-2<br>L8                        |                              | 3-3<br>K                         |                               | 0-2<br>G1-3                      | 3                            | 0                                | 1                             | 0                                | 0                             | 0                                | 0                             |                                  |                               |                                  |                                  |                                    |                                  |        |  |  |
| Dave Magadan, L<br>OBP: 0.366, SLG: 0.451<br>(1, 3)   | 1-1<br>L7                     |                                  |                               | 0-1<br>L3                        |                              | 2-1<br>G4-3                      |                              | 0-1<br>G4-3                      |                               | 2-0<br>1B                        | 5                            | 0                                | 1                             | 0                                | 0                             | 0                                | 1                             |                                  |                               |                                  |                                  |                                    |                                  |        |  |  |
| Darryl Strawberry, L<br>OBP: 0.310, SLG: 0.495<br>Randy Myers, L<br>(8, 1)<br>Keith Miller, R<br>OBP: 0.071, SLG: 0.143<br>Don Aase, R<br>(10, PH)<br>(10, 1)   | 3-2<br>F7                     |                                  |                               | 0-0<br>P5                        |                              | 4-1<br>BB                        |                              | 3-2<br>L8                        |                               | 0-0<br>G4-3                      | 3                            | 0                                | 0                             | 0                                | 0                             | 1                                | 0                             | 1                                |                               |                                  |                                  |                                    |                                  |        |  |  |
| Howard Johnson, S<br>OBP: 0.360, SLG: 0.549<br>(1, 5)   | 2-3<br>K                      |                                  |                               | 3-2<br>HR                        |                              | 3-0<br>G3                        |                              |                                  | 1-3<br>K                      |                                  | 4                            | 1                                | 1                             | 1                                | 0                             | 2                                | 2                             |                                  |                               |                                  |                                  |                                    |                                  |        |  |  |
| Kevin McReynolds, R<br>OBP: 0.344, SLG: 0.426<br>(1, 7)   |                               | 3-3<br>K                         |                               | 0-0<br>G4-3                      |                              |                                  | 1-2<br>G5-3                  |                                  | 1-2<br>HR                     |                                  | 4                            | 1                                | 1                             | 1                                | 0                             | 1                                | 0                             |                                  |                               |                                  |                                  |                                    |                                  |        |  |  |
| Gregg Jefferies, S<br>OBP: 0.229, SLG: 0.279<br>(1, 4)  |                               | 2-2<br>P6                        |                               |                                  | 0-1<br>1B<br>2B              |                                  | 3-2<br>2B                    |                                  | 2-2<br>HBP                    |                                  | 3                            | 2                                | 2                             | 0                                | 0                             | 0                                | 0                             |                                  |                               |                                  |                                  |                                    |                                  |        |  |  |
| Barry Lyons, R<br>OBP: 0.340, SLG: 0.412<br>(1, 2)  |                               | 2-3<br>K                         |                               |                                  | 3-2<br>CS<br>1B              |                                  | 1-0<br>F7                    |                                  | 2-1<br>F9                     |                                  | 4                            | 0                                | 1                             | 1                                | 0                             | 1                                | 2                             |                                  |                               |                                  |                                  |                                    |                                  |        |  |  |
| Kevin Elster, R<br>OBP: 0.266, SLG: 0.299<br>Lee Mazzilli, S<br>OBP: 0.406, SLG: 0.500<br>Roger McDowell, R<br>OBP: 1.000, SLG: 1.000<br>Mark Carreon, R<br>OBP: 0.238, SLG: 0.500<br>(1, 6)<br>(7, PH)<br>(7, 1)<br>(8, 9) |                               |                                  | 1-3<br>K                      |                                  | 1-2<br>F9                    |                                  | 0-1<br>2B                    |                                  | 3-3<br>K                      |                                  | 2                            | 0                                | 0                             | 0                                | 0                             | 1                                | 1                             |                                  |                               |                                  |                                  |                                    |                                  |        |  |  |
| Ron Darling, R<br>OBP: 0.111, SLG: 0.148<br>Jeff McKnight, S<br>OBP: 0.571, SLG: 0.400<br>(1, 1)<br>(7, PH)<br>(7, 6)   |                               |                                  | 0-3<br>K                      |                                  | 3-3<br>K                     |                                  | 1-2<br>G4-3                  |                                  |                               | 3-2<br>G5-3                      | 2                            | 0                                | 0                             | 0                                | 0                             | 2                                | 1                             |                                  |                               |                                  |                                  |                                    |                                  |        |  |  |
| Inning Stats  | R: 0<br>E: 0<br>K: 1<br>S: 11 | H: 1<br>LOB: 1<br>BB: 0<br>P: 17 | R: 0<br>E: 0<br>K: 2<br>S: 12 | H: 0<br>LOB: 0<br>BB: 0<br>P: 19 | R: 0<br>E: 0<br>K: 2<br>S: 8 | H: 0<br>LOB: 0<br>BB: 0<br>P: 11 | R: 1<br>E: 0<br>K: 0<br>S: 8 | H: 1<br>LOB: 0<br>BB: 0<br>P: 11 | R: 1<br>E: 0<br>K: 1<br>S: 12 | H: 2<br>LOB: 0<br>BB: 0<br>P: 18 | R: 0<br>E: 0<br>K: 0<br>S: 7 | H: 0<br>LOB: 1<br>BB: 1<br>P: 19 | R: 1<br>E: 0<br>K: 0<br>S: 12 | H: 2<br>LOB: 1<br>BB: 0<br>P: 18 | R: 0<br>E: 0<br>K: 1<br>S: 10 | H: 0<br>LOB: 0<br>BB: 0<br>P: 16 | R: 1<br>E: 0<br>K: 2<br>S: 17 | H: 1<br>LOB: 1<br>BB: 0<br>P: 26 | R: 0<br>E: 0<br>K: 0<br>S: 10 | H: 1<br>LOB: 1<br>BB: 0<br>P: 15 | 1B: 3<br>2B: 3<br>3B: 0<br>HR: 2 | SF: 0<br>SAC: 0<br>DP: 0<br>HBP: 1 | WP: 0<br>PB: 0<br>SB: 0<br>CS: 1 | PA: 39 |  |  |
| PITCHER   | IP                            | WLS                              | BF                            | H                                | R                            | ER                               | SO                           | BB                               | IBB                           | HBP                              | BLK                          | WP                               | HR                            | S                                | P                             | ERA                              | WHIP                          |                                  |                               |                                  |                                  |                                    |                                  |        |  |  |
| Mike Bielecki, R<br>ERA: 2.28<br>(1, 1)   | 6.0                           |                                  | 22                            | 4                                | 2                            | 2                                | 6                            | 1                                | 0                             | 0                                | 0                            | 0                                | 0                             | 1                                | 58                            | 95                               | 3.00                          | 0.833                            |                               |                                  |                                  |                                    |                                  |        |  |  |
| Calvin Schiraldi, R<br>ERA: 2.95<br>(7, 1)  | 0.2                           |                                  | 4                             | 2                                | 1                            | 1                                | 0                            | 0                                | 0                             | 0                                | 0                            | 0                                | 0                             | 9                                | 14                            | 13.50                            | 3.000                         |                                  |                               |                                  |                                  |                                    |                                  |        |  |  |
| Steve Wilson, L<br>ERA: 1.93<br>(7, 1)  | 1.1                           |                                  | 4                             | 0                                | 0                            | 0                                | 1                            | 0                                | 0                             | 0                                | 0                            | 0                                | 0                             | 13                               | 20                            | 0.00                             | 0.000                         |                                  |                               |                                  |                                  |                                    |                                  |        |  |  |
| Mitch Williams, L<br>ERA: 2.12<br>(9, 1)  | 2.0                           | W                                | 9                             | 2                                | 1                            | 1                                | 2                            | 0                                | 0                             | 1                                | 0                            | 0                                | 1                             | 27                               | 41                            | 4.50                             | 1.000                         |                                  |                               |                                  |                                  |                                    |                                  |        |  |  |

New York Mets @ Chicago Cubs  
Wrigley Field, Chicago, IL  
Thu Jun 08 1989, 7:05 PM CDT  
Att. 36,358 - Unknown

livebaseballscores.com

|     |    |
|-----|----|
| AB  | 37 |
| R   | 4  |
| H   | 8  |
| RBI | 4  |
| BB  | 1  |
| SO  | 9  |
| LOB | 11 |





BOTTOM

New York Mets @ Chicago Cubs  
Wrigley Field, Chicago, IL  
Thu Jun 08 1989, 7:05 PM CDT  
Att: 36,358 - Unknown

livebaseballscorecards.com

|     |    |
|-----|----|
| AB  | 42 |
| R   | 5  |
| H   | 11 |
| RBI | 5  |
| BB  | 2  |
| SO  | 9  |
| LOB | 18 |



|    |   |    |    |
|----|---|----|----|
| WP | 1 | PA | 45 |
| PB | 0 |    |    |
| SB | 0 |    |    |
| CS | 1 |    |    |

AB R H RBI BB SO LOB

5 1 1 0 0 0 3

5 0 1 0 0 2 2

4 0 1 1 1 1 0

4 0 0 0 1 0 3

5 0 0 0 0 1 4

5 3 2 1 0 1 0

5 1 4 0 0 0 0

4 0 0 0 0 2 4

|   |   |   |   |   |   |   |
|---|---|---|---|---|---|---|
| 2 | 0 | 0 | 1 | 0 | 1 | 1 |
| 1 | 0 | 1 | 1 | 0 | 0 | 0 |
| 0 | 0 | 0 | 0 | 0 | 0 | 0 |
| 0 | 0 | 0 | 0 | 0 | 0 | 0 |
| 1 | 0 | 0 | 0 | 0 | 1 | 1 |
| 0 | 0 | 0 | 0 | 0 | 0 | 0 |
| 1 | 0 | 1 | 1 | 0 | 0 | 0 |

|     |   |      |   |
|-----|---|------|---|
| 1B: | 8 | SF:  | 0 |
| 2B: | 2 | SAC: | 0 |
| 3B: | 0 | DP:  | 0 |
| HR: | 1 | HBP: | 1 |

| Batter   | 1    | 2  | 3           | 4       | 5 | 6    | 7                 | 8 | 9           | 10              |
|--|------|----|-------------|---------|---|------|-------------------|---|-------------|-----------------|
| Doug Dascenzo, S<br>OBP: 0.209, SLG: 0.162<br>(1, 8)   | G4-3 |    | 1B<br>1B    | P6      |   | G4-3 |                   |   | P3          |                 |
| Mitch Webster, S<br>OBP: 0.312, SLG: 0.363<br>(1, 7)   | K    |    | 1B<br>1B    | F8      |   |      | 1-3               |   | K           |                 |
| Dwight Smith, L<br>OBP: 0.412, SLG: 0.577<br>(1, 9)  | G5-3 |    | 1B<br>1B    | E       |   |      | G4-3              |   | BB          |                 |
| Damon Berryhill, S<br>OBP: 0.311, SLG: 0.366<br>(1, 2)   |      | L1 | E3<br>FC6-4 | F8      |   |      | F8<br>FC5-4<br>BB |   | F8          |                 |
| Vance Law, R<br>OBP: 0.264, SLG: 0.312<br>(1, 5)   |      | F9 | FC6-4       | K       |   |      | FC5-4             |   | P5          |                 |
| Lloyd McClendon, R<br>OBP: 0.456, SLG: 0.729<br>(1, 3)   |      | HR |             | 1B<br>E |   |      | K                 |   | P3          | E6<br>HBP<br>1B |
| Curtis Wilkerson, S<br>OBP: 0.250, SLG: 0.374<br>(1, 4)  |      | L8 |             | 1B<br>E |   |      | WP<br>2B          |   | FC5-4<br>1B | 1B<br>HBP<br>1B |
| Shawon Dunston, R<br>OBP: 0.293, SLG: 0.368<br>(1, 6)  |      |    | K           | P3      |   |      | K                 |   | FC5-4<br>CS | 1B<br>HBP       |
| Mike Bielecki, R<br>Domingo Ramos, R<br>Calvin Schiraldi, R<br>Steve Wilson, L<br>Gary Varsho, L<br>Mitch Williams, L<br>Rick Wrona, R |      |    | K           | E1      |   |      | 2B                |   | K           | 1B              |

| Inning Stats | R: 0 | H: 0   | R: 1 | H: 1   | R: 1  | H: 3   | R: 1  | H: 2   | R: 0 | H: 0   | R: 1  | H: 2   | R: 0 | H: 0   | R: 0 | H: 1   | R: 0 | H: 0   | R: 1  | H: 2   | R: 0  | H: 0   | R: 1  | H: 3   | R: 1  | H: 2   | R: 0  | H: 1   | R: 0  | H: 0   | R: 1  | H: 2   | R: 0  | H: 2   | R: 1  | H: 3   |
|--------------|------|--------|------|--------|-------|--------|-------|--------|------|--------|-------|--------|------|--------|------|--------|------|--------|-------|--------|-------|--------|-------|--------|-------|--------|-------|--------|-------|--------|-------|--------|-------|--------|-------|--------|
|              | E: 0 | LOB: 0 | E: 0 | LOB: 1 | E: 1  | LOB: 3 | E: 1  | LOB: 2 | E: 0 | LOB: 0 | E: 0  | LOB: 1 | E: 0 | LOB: 1 | E: 0 | LOB: 1 | E: 0 | LOB: 1 | E: 1  | LOB: 3 | E: 0  | LOB: 1 | E: 0  | LOB: 0 | E: 1  | LOB: 2 | E: 0  | LOB: 1 | E: 0  | LOB: 1 | E: 0  | LOB: 1 | E: 1  | LOB: 3 | E: 0  | LOB: 3 |
|              | K: 1 | BB: 0  | K: 0 | BB: 0  | K: 2  | BB: 0  | K: 0  | BB: 0  | K: 2 | BB: 0  | K: 0  | BB: 0  | K: 0 | BB: 1  | K: 0 | BB: 1  | K: 1 | BB: 0  | K: 0  | BB: 0  | K: 0  | BB: 1  | K: 0  | BB: 0  | K: 0  | BB: 0  | K: 1  | BB: 1  | K: 0  | BB: 1  | K: 0  | BB: 0  | K: 0  | BB: 3  | K: 0  | BB: 0  |
|              | S: 8 | P: 12  | S: 8 | P: 15  | S: 17 | P: 21  | S: 17 | P: 22  | S: 9 | P: 12  | S: 11 | P: 14  | S: 8 | P: 12  | S: 9 | P: 13  | S: 9 | P: 15  | S: 10 | P: 12  | S: 10 | P: 12  | S: 10 | P: 12  | S: 10 | P: 12  | S: 10 | P: 12  | S: 10 | P: 12  | S: 10 | P: 12  | S: 10 | P: 12  | S: 10 | P: 12  |

| PITCHER                                  | IP  | WLS | BF | H | R | ER | SO | BB | IBB | HBP | BLK | WP | HR | S  | P  | ERA  | WHIP  |
|--|-----|-----|----|---|---|----|----|----|-----|-----|-----|----|----|----|----|------|-------|
| Ron Darling, R<br>ERA: 4.12<br>(1, 1)    | 6.0 |     | 28 | 8 | 4 | 4  | 7  | 0  | 0   | 0   | 0   | 1  | 1  | 70 | 96 | 6.00 | 1.333 |
| Roger McDowell, R<br>ERA: 2.83<br>(7, 1) | 1.2 |     | 7  | 1 | 0 | 0  | 0  | 1  | 0   | 0   | 0   | 0  | 0  | 14 | 21 | 0.00 | 1.200 |
| Randy Myers, L<br>ERA: 0.84<br>(8, 1)    | 1.1 |     | 5  | 0 | 0 | 0  | 2  | 1  | 0   | 0   | 0   | 0  | 0  | 12 | 19 | 0.00 | 0.750 |
| Don Aase, R<br>ERA: 2.31<br>(10, 1)      | 0.1 | L   | 5  | 2 | 1 | 0  | 0  | 0  | 0   | 1   | 0   | 0  | 0  | 10 | 12 | 0.00 | 6.000 |

| Batter   | 1                             | 2                                | 3                             | 4                                | 5                            | 6                                | 7                            | 8                               | 9                            | 10                               | AB R H RBI BB SO LOB   | TOP                              |                               |                                  |                              |                                 |                              |                                  |                               |                                  |                                  |                                    |                                  |        |  |  |  |  |
|--|-------------------------------|----------------------------------|-------------------------------|----------------------------------|------------------------------|----------------------------------|------------------------------|---------------------------------|------------------------------|----------------------------------|--|----------------------------------|-------------------------------|----------------------------------|------------------------------|---------------------------------|------------------------------|----------------------------------|-------------------------------|----------------------------------|----------------------------------|------------------------------------|----------------------------------|--------|--|--|--|--|
| Lenny Dykstra, L<br>OBP: 0.355, SLG: 0.364<br>(1, 8)   | 1-1<br>F8                     |                                  | 2-1<br>G3-1 S<br>1B           |                                  | 0-0<br>L8                    |                                  |                              | 1-0<br>G4-3                     |                              | 2-2<br>F9<br>1-3                 | 5 0 1 0 0 0 1  |                                  |                               |                                  |                              |                                 |                              |                                  |                               |                                  |                                  |                                    |                                  |        |  |  |  |  |
| Dave Magadan, L<br>OBP: 0.354, SLG: 0.436<br>Randy Myers, L<br>(8, 1)<br>Kevin McReynolds, R<br>OBP: 0.343, SLG: 0.424<br>Roger McDowell, R<br>OBP: 1.000, SLG: 1.000<br>(10, PH)<br>(10, 1) | 2-2<br>G4-3                   |                                  | 0-1<br>G3-1<br>1-3            |                                  |                              | 2-0<br>G3                        |                              | 1-2<br>G4-3                     |                              | 2-2<br>G3                        | 4 0 0 0 0 0 1<br>0 0 0 0 0 0 0<br>1 0 0 0 0 0 1<br>0 0 0 0 0 0 0 |                                  |                               |                                  |                              |                                 |                              |                                  |                               |                                  |                                  |                                    |                                  |        |  |  |  |  |
| Howard Johnson, S<br>OBP: 0.363, SLG: 0.561<br>(8, 5)  | 3-2<br>HR                     |                                  | 4-0<br>BB                     |                                  |                              | 1-3<br>K                         |                              | 0-0<br>F8                       |                              |                                  | 3 1 1 1 1 1 0  |                                  |                               |                                  |                              |                                 |                              |                                  |                               |                                  |                                  |                                    |                                  |        |  |  |  |  |
| Darryl Strawberry, L<br>OBP: 0.309, SLG: 0.505<br>(1, 9)   | 3-2<br>F7                     |                                  | 3-2<br>G4-3                   |                                  |                              | 1-0<br>G4-3                      |                              |                                 | 2-2<br>HR                    |                                  | 4 1 1 1 0 0 2  |                                  |                               |                                  |                              |                                 |                              |                                  |                               |                                  |                                  |                                    |                                  |        |  |  |  |  |
| Mookie Wilson, S<br>OBP: 0.219, SLG: 0.298<br>(1, 7)   |                               | 0-2<br>HR                        |                               | 0-0<br>P5                        |                              |                                  | 0-0<br>S<br>1B               |                                 | 1-1<br>F7                    |                                  | 4 1 2 1 0 0 0  |                                  |                               |                                  |                              |                                 |                              |                                  |                               |                                  |                                  |                                    |                                  |        |  |  |  |  |
| Gregg Jefferies, S<br>OBP: 0.230, SLG: 0.274<br>(8, 4)   |                               | 4-1<br>G4-6-3<br>BB              |                               | 0-1<br>G4-3                      |                              |                                  | 2-3<br>K<br>1-2              |                                 | 2-1<br>F7                    |                                  | 3 0 0 0 1 1 1  |                                  |                               |                                  |                              |                                 |                              |                                  |                               |                                  |                                  |                                    |                                  |        |  |  |  |  |
| Mackey Sasser, L<br>OBP: 0.333, SLG: 0.450<br>(1, 2)   |                               | 1-2<br>G4-6-3<br>1-2f            |                               | 0-0<br>G4-3                      |                              |                                  | 4-0<br>IBB                   |                                 | 3-1<br>P6                    |                                  | 3 0 0 0 1 0 1  |                                  |                               |                                  |                              |                                 |                              |                                  |                               |                                  |                                  |                                    |                                  |        |  |  |  |  |
| Keith Miller, R<br>OBP: 0.063, SLG: 0.125<br>Lee Mazzilli, S<br>OBP: 0.394, SLG: 0.480<br>Rick Aguilera, R<br>(7, 1)<br>Kevin Elster, R<br>OBP: 0.265, SLG: 0.297<br>(8, 6)                  |                               | 0-3<br>K                         |                               | 1-3<br>K                         |                              |                                  | 2-3<br>K                     |                                 |                              | 0-0<br>P4                        | 2 0 0 0 0 2 0<br>1 0 0 0 0 1 2<br>0 0 0 0 0 0 0<br>1 0 0 0 0 0 0 |                                  |                               |                                  |                              |                                 |                              |                                  |                               |                                  |                                  |                                    |                                  |        |  |  |  |  |
| Sid Fernandez, L<br>OBP: 0.174, SLG: 0.261<br>Jeff McKnight, S<br>OBP: 0.556, SLG: 0.429<br>(7, PH)<br>(7, 4)<br>(8, 3)  |                               |                                  | 0-0<br>F9                     |                                  | 2-2<br>G4-3                  |                                  | 2-1<br>P5                    |                                 |                              | 1-0<br>F9 PB<br>1B               | 2 0 0 0 0 0 0<br>2 0 1 0 0 0 2                                   |                                  |                               |                                  |                              |                                 |                              |                                  |                               |                                  |                                  |                                    |                                  |        |  |  |  |  |
| <b>Inning Stats</b>  | R: 1<br>E: 0<br>K: 0<br>S: 11 | H: 1<br>LOB: 0<br>BB: 0<br>P: 20 | R: 1<br>E: 0<br>K: 1<br>S: 10 | H: 1<br>LOB: 0<br>BB: 1<br>P: 15 | R: 0<br>E: 0<br>K: 0<br>S: 8 | H: 1<br>LOB: 2<br>BB: 1<br>P: 17 | R: 0<br>E: 0<br>K: 0<br>S: 4 | H: 0<br>LOB: 0<br>BB: 0<br>P: 4 | R: 0<br>E: 0<br>K: 1<br>S: 8 | H: 0<br>LOB: 0<br>BB: 0<br>P: 11 | R: 0<br>E: 0<br>K: 1<br>S: 6                                     | H: 0<br>LOB: 0<br>BB: 0<br>P: 10 | R: 0<br>E: 0<br>K: 1<br>S: 11 | H: 1<br>LOB: 2<br>BB: 1<br>P: 21 | R: 0<br>E: 0<br>K: 0<br>S: 5 | H: 0<br>LOB: 0<br>BB: 0<br>P: 7 | R: 1<br>E: 0<br>K: 0<br>S: 9 | H: 1<br>LOB: 0<br>BB: 0<br>P: 17 | R: 0<br>E: 0<br>K: 0<br>S: 10 | H: 1<br>LOB: 1<br>BB: 0<br>P: 15 | 1B: 3<br>2B: 0<br>3B: 0<br>HR: 3 | SF: 0<br>SAC: 0<br>DP: 1<br>HBP: 0 | WP: 0<br>PB: 1<br>SB: 2<br>CS: 0 | PA: 38 |  |  |  |  |
| <b>PITCHER</b><br>Doug Drabek, R<br>ERA: 2.46<br>Bill Landrum, R<br>ERA: 0.42  | IP<br>9.0                     | WLS<br>34                        | BF<br>5                       | H<br>3                           | R<br>3                       | ER<br>3                          | SO<br>5                      | BB<br>2                         | IBB<br>1                     | HBP<br>0                         | BLK<br>0   | WP<br>0                          | HR<br>3                       | S<br>72                          | P<br>122                     | ERA<br>3.00                     | WHIP<br>0.778                |                                  |                               |                                  |                                  |                                    |                                  |        |  |  |  |  |
|  | IP<br>1.0                     | WLS<br>4                         | BF<br>1                       | H<br>0                           | R<br>0                       | ER<br>0                          | SO<br>0                      | BB<br>0                         | IBB<br>0                     | HBP<br>0                         | BLK<br>0   | WP<br>0                          | HR<br>0                       | S<br>10                          | P<br>15                      | ERA<br>0.00                     | WHIP<br>1.000                |                                  |                               |                                  |                                  |                                    |                                  |        |  |  |  |  |

**New York Mets @ Pittsburgh Pirates**  
 Three Rivers Stadium, Pittsburgh, PA  
 Fri Jun 09 1989, 7:05 PM EDT  
 Att. 20,819 - Unknown

livebaseballscores.com

|     |    |
|-----|----|
| AB  | 35 |
| R   | 3  |
| H   | 6  |
| RBI | 3  |
| BB  | 3  |
| SO  | 5  |
| LOB | 11 |



BOTTOM

New York Mets @ Pittsburgh Pirates  
Three Rivers Stadium, Pittsburgh, PA

Fri Jun 09 1989, 7:05 PM EDT  
Att: 20,819 - Unknown

livebaseballscorecards.com

|     |    |
|-----|----|
| AB  | 36 |
| R   | 4  |
| H   | 8  |
| RBI | 3  |
| BB  | 6  |
| SO  | 4  |
| LOB | 19 |



|     |   |     |    |
|-----|---|-----|----|
| WP: | 0 | PA: | 43 |
| PB: | 0 |     |    |
| SB: | 0 |     |    |
| CS: | 0 |     |    |

|    |   |   |     |    |    |     |
|----|---|---|-----|----|----|-----|
| AB | R | H | RBI | BB | SO | LOB |
| 5  | 0 | 2 | 0   | 0  | 1  | 1   |
| 2  | 1 | 0 | 0   | 2  | 0  | 3   |
| 5  | 1 | 1 | 0   | 0  | 1  | 4   |
| 3  | 1 | 1 | 2   | 2  | 0  | 1   |
| 4  | 0 | 0 | 0   | 1  | 1  | 2   |
| 5  | 0 | 1 | 0   | 0  | 1  | 3   |
| 4  | 0 | 2 | 0   | 0  | 0  | 1   |
| 0  | 1 | 0 | 0   | 0  | 0  | 0   |
| 1  | 0 | 0 | 1   | 0  | 0  | 2   |
| 3  | 0 | 0 | 0   | 0  | 0  | 1   |
| 1  | 0 | 0 | 0   | 0  | 0  | 1   |
| 0  | 0 | 0 | 0   | 0  | 0  | 0   |
| 2  | 0 | 0 | 0   | 1  | 0  | 0   |
| 1  | 0 | 1 | 0   | 0  | 0  | 0   |
| 0  | 0 | 0 | 0   | 0  | 0  | 0   |

| Batter  | 1             | 2  | 3  | 4    | 5      | 6         | 7 | 8           | 9                      | 10                  |
|---|---------------|----|----|------|--------|-----------|---|-------------|------------------------|---------------------|
| Gary Redus, R<br>OBP: 0.371, SLG: 0.440 (1, 9)        | L7            |    | K  |      | G1-4-3 |           |   | SH5-4<br>2B | E6<br>1-2<br>2-H<br>1B |                     |
| Jose Lind, R<br>OBP: 0.275, SLG: 0.280 (1, 4)         | FC5-4<br>BB   |    | F9 |      |        | HR<br>BB  |   | SH5-4       | G1-3                   |                     |
| Andy Van Slyke, L<br>OBP: 0.328, SLG: 0.377 (1, 8)    | K             |    | L8 |      |        | F9        |   | G6-3        |                        | E9<br>FC4-6<br>1B   |
| Bobby Bonilla, S<br>OBP: 0.354, SLG: 0.480 (1, 5)     | FC5-4<br>1-2f |    |    | L7   |        | HR<br>1-H |   |             |                        | FC4-6<br>IBB<br>IBB |
| Barry Bonds, L<br>OBP: 0.345, SLG: 0.462 (1, 7)       |               | F8 |    | G6-3 |        | F7        |   | K           |                        | FC4-6<br>IBB<br>1-2 |
| Jeff King, R<br>OBP: 0.313, SLG: 0.500 (1, 3)         |               | K  |    |      |        | F7        |   |             | F9                     | L7                  |
| Rey Quinones, R<br>OBP: 0.234, SLG: 0.283 (1, 6)      |               |    |    |      |        |           |   |             |                        |                     |
| Rafael Belliard, R<br>OBP: 0.268, SLG: 0.302 (9, PR)  |               |    |    |      |        |           |   |             |                        |                     |
| Benny Distefano, L<br>OBP: 0.372, SLG: 0.246 (10, PH) |               |    |    |      |        |           |   |             |                        |                     |
| Junior Ortiz, R<br>OBP: 0.287, SLG: 0.241 (1, 2)      |               |    |    |      |        |           |   |             |                        |                     |
| John Cangelosi, S<br>OBP: 0.371, SLG: 0.268 (9, PH)   |               |    |    |      |        |           |   |             |                        |                     |
| Dann Bilardello, R (10, 2)                            |               |    |    |      |        |           |   |             |                        |                     |
| Doug Drabek, R<br>OBP: 0.179, SLG: 0.115 (1, 1)       |               |    |    |      |        |           |   |             |                        |                     |
| R.J. Reynolds, S<br>OBP: 0.358, SLG: 0.425 (9, PH)    |               |    |    |      |        |           |   |             |                        |                     |
| Bill Landrum, R (10, 1)                               |               |    |    |      |        |           |   |             |                        |                     |

| Inning Stats | R: 0 | H: 0 | E: 0 | K: 1 | S: 7 | R: 0 | H: 1 | E: 0 | K: 1 | S: 13 | R: 0 | H: 0 | E: 0 | K: 1 | S: 12 | R: 0 | H: 1 | E: 0 | K: 0 | S: 5 | R: 2 | H: 1 | E: 0 | K: 0 | S: 9 | R: 0 | H: 0 | E: 0 | K: 0 | S: 5 | R: 0 | H: 1 | E: 0 | K: 1 | S: 14 | R: 1 | H: 3 | E: 1 | K: 0 | S: 12 | R: 1 | H: 1 | E: 0 | K: 0 | S: 5 |
|--------------|------|------|------|------|------|------|------|------|------|-------|------|------|------|------|-------|------|------|------|------|------|------|------|------|------|------|------|------|------|------|------|------|------|------|------|-------|------|------|------|------|-------|------|------|------|------|------|
|              | 0    | 0    | 0    | 1    | 14   | 0    | 1    | 0    | 1    | 16    | 0    | 0    | 0    | 1    | 20    | 0    | 0    | 0    | 0    | 11   | 0    | 0    | 0    | 1    | 14   | 0    | 0    | 0    | 0    | 6    | 0    | 1    | 0    | 1    | 24    | 1    | 3    | 1    | 0    | 20    | 1    | 1    | 0    | 0    | 16   |

| PITCHER                                | IP  | WLS | BF | H | R | ER | SO | BB | IBB | HBP | BLK | WP | HR | S  | P  | ERA   | WHIP  |
|--|-----|-----|----|---|---|----|----|----|-----|-----|-----|----|----|----|----|-------|-------|
| Sid Fernandez, L<br>ERA: 3.19 (1, 1)   | 6.0 |     | 24 | 3 | 2 | 2  | 3  | 3  | 0   | 0   | 0   | 0  | 1  | 52 | 83 | 3.00  | 1.000 |
| Rick Aguilera, R<br>ERA: 0.92 (7, 1)   | 1.1 |     | 5  | 1 | 0 | 0  | 0  | 0  | 0   | 0   | 0   | 0  | 0  | 12 | 19 | 0.00  | 0.750 |
| Randy Myers, L<br>ERA: 0.79 (8, 1)     | 1.2 |     | 9  | 3 | 1 | 0  | 1  | 0  | 1   | 0   | 0   | 0  | 0  | 19 | 31 | 0.00  | 1.800 |
| Roger McDowell, R<br>ERA: 3.07 (10, 1) | 0.2 | L   | 5  | 1 | 1 | 1  | 0  | 0  | 2   | 0   | 0   | 0  | 0  | 5  | 16 | 13.50 | 1.500 |

| PITCHER | IP | WLS | BF | H | R | ER | SO | BB | IBB | HBP | BLK | WP | HR | S | P | ERA | WHIP |
|---------|----|-----|----|---|---|----|----|----|-----|-----|-----|----|----|---|---|-----|------|
|---------|----|-----|----|---|---|----|----|----|-----|-----|-----|----|----|---|---|-----|------|

| Batter   | 1                             |                                  | 2                            |                                  | 3                            |                                  | 4                            |                                  | 5                             |                                  | 6                             |                                  | 7                             |                                  | 8                            |                                  | 9                            |                                  | AB                               | R                                  | H                                | RBI    | BB | SO | LOB | TOP |  |
|--|-------------------------------|----------------------------------|------------------------------|----------------------------------|------------------------------|----------------------------------|------------------------------|----------------------------------|-------------------------------|----------------------------------|-------------------------------|----------------------------------|-------------------------------|----------------------------------|------------------------------|----------------------------------|------------------------------|----------------------------------|----------------------------------|------------------------------------|----------------------------------|--------|----|----|-----|-----|--|
| Howard Johnson, S<br>OBP: 0.359, SLG: 0.550<br>(1, 6)<br>(8, 5)  | <br>1-0                       |                                  | [Greyed Out]                 |                                  | <br>0-0                      |                                  | [Greyed Out]                 |                                  | <br>4-1                       |                                  | <br>1-3                       |                                  | [Greyed Out]                  |                                  | <br>3-2                      |                                  | <br>3-2                      |                                  | 4                                | 1                                  | 0                                | 0      | 1  | 1  | 1   |     |  |
| Dave Magadan, L<br>OBP: 0.356, SLG: 0.443<br>(1, 3)  | <br>2-2                       |                                  | [Greyed Out]                 |                                  | <br>3-2                      |                                  | [Greyed Out]                 |                                  | <br>3-1                       |                                  | [Greyed Out]                  |                                  | <br>0-0                       |                                  | [Greyed Out]                 |                                  | <br>1-0                      |                                  | 5                                | 1                                  | 2                                | 1      | 0  | 0  | 0   |     |  |
| Kevin McReynolds, R<br>OBP: 0.347, SLG: 0.425<br>Lenny Dykstra, L<br>OBP: 0.353, SLG: 0.361<br>(1, 7)<br>(6, 8)  | <br>3-2                       |                                  | [Greyed Out]                 |                                  | [Greyed Out]                 |                                  | <br>4-1                      |                                  | <br>2-2                       |                                  | [Greyed Out]                  |                                  | <br>1-1                       |                                  | [Greyed Out]                 |                                  | <br>1-3                      |                                  | 2                                | 1                                  | 1                                | 0      | 1  | 0  | 0   |     |  |
| Darryl Strawberry, L<br>OBP: 0.308, SLG: 0.497<br>(1, 9)   | <br>4-1                       |                                  | [Greyed Out]                 |                                  | [Greyed Out]                 |                                  | <br>1-1                      |                                  | <br>2-2                       |                                  | [Greyed Out]                  |                                  | <br>0-1                       |                                  | [Greyed Out]                 |                                  | [Greyed Out]                 |                                  | 3                                | 0                                  | 0                                | 0      | 1  | 0  | 3   |     |  |
| Mookie Wilson, S<br>OBP: 0.227, SLG: 0.294<br>(1, 8)<br>(6, 7)   | <br>1-1                       |                                  | [Greyed Out]                 |                                  | [Greyed Out]                 |                                  | <br>3-1                      |                                  | [Greyed Out]                  |                                  | <br>4-2                       |                                  | [Greyed Out]                  |                                  | <br>4-0                      |                                  | [Greyed Out]                 |                                  | 2                                | 1                                  | 0                                | 0      | 2  | 0  | 3   |     |  |
| Gregg Jefferies, S<br>OBP: 0.237, SLG: 0.281<br>Don Aase, R<br>Randy Myers, L<br>Kevin Elster, R<br>OBP: 0.265, SLG: 0.297<br>(1, 5)<br>(6, 1)<br>(8, 1)<br>(8, 6) | [Greyed Out]                  |                                  | <br>3-2                      |                                  | [Greyed Out]                 |                                  | <br>1-0                      |                                  | <br>1-3                       |                                  | <br>1-0                       |                                  | <br>2-3                       |                                  | [Greyed Out]                 |                                  | <br>2-3                      |                                  | 3                                | 0                                  | 2                                | 1      | 0  | 0  | 0   |     |  |
| Barry Lyons, R<br>OBP: 0.330, SLG: 0.400<br>Keith Miller, R<br>OBP: 0.118, SLG: 0.125<br>(1, 2)<br>(6, PR)<br>(6, 4)   | [Greyed Out]                  |                                  | <br>2-1                      |                                  | [Greyed Out]                 |                                  | <br>1-0                      |                                  | <br>1-0                       |                                  | <br>0-1                       |                                  | [Greyed Out]                  |                                  | <br>4-1                      |                                  | <br>4-1                      |                                  | 3                                | 0                                  | 0                                | 1      | 0  | 0  | 2   |     |  |
| Jeff McKnight, S<br>OBP: 0.385, SLG: 0.273<br>(1, 4)<br>(6, 5)   | [Greyed Out]                  |                                  | <br>2-0                      |                                  | [Greyed Out]                 |                                  | <br>1-1                      |                                  | <br>2-3                       |                                  | <br>2-3                       |                                  | <br>0-1                       |                                  | <br>0-1                      |                                  | <br>0-1                      |                                  | 4                                | 0                                  | 0                                | 0      | 0  | 1  | 2   |     |  |
| David Cone, L<br>OBP: 0.231, SLG: 0.167<br>David West, L<br>Mackey Sasser, L<br>OBP: 0.341, SLG: 0.452<br>(1, 1)<br>(5, 1)<br>(6, PH)<br>(6, 2)                    | [Greyed Out]                  |                                  | <br>3-3                      |                                  | [Greyed Out]                 |                                  | <br>2-2                      |                                  | <br>1-2                       |                                  | <br>1-2                       |                                  | <br>1-1                       |                                  | <br>1-1                      |                                  | <br>1-1                      |                                  | 2                                | 0                                  | 0                                | 0      | 0  | 1  | 0   |     |  |
| <b>Inning Stats</b>  | R: 0<br>E: 0<br>K: 0<br>S: 12 | H: 1<br>LOB: 2<br>BB: 1<br>P: 23 | R: 0<br>E: 0<br>K: 0<br>S: 6 | H: 0<br>LOB: 0<br>BB: 0<br>P: 13 | R: 0<br>E: 0<br>K: 1<br>S: 7 | H: 0<br>LOB: 0<br>BB: 0<br>P: 13 | R: 1<br>E: 0<br>K: 0<br>S: 7 | H: 1<br>LOB: 1<br>BB: 1<br>P: 17 | R: 2<br>E: 1<br>K: 0<br>S: 14 | H: 1<br>LOB: 1<br>BB: 1<br>P: 28 | R: 2<br>E: 0<br>K: 2<br>S: 17 | H: 2<br>LOB: 1<br>BB: 1<br>P: 25 | R: 0<br>E: 0<br>K: 1<br>S: 11 | H: 1<br>LOB: 2<br>BB: 1<br>P: 18 | R: 0<br>E: 0<br>K: 0<br>S: 5 | H: 0<br>LOB: 0<br>BB: 1<br>P: 10 | R: 0<br>E: 0<br>K: 1<br>S: 9 | H: 0<br>LOB: 0<br>BB: 0<br>P: 14 | 1B: 5<br>2B: 1<br>3B: 0<br>HR: 0 | SF: 0<br>SAC: 1<br>DP: 1<br>HBP: 0 | WP: 0<br>PB: 1<br>SB: 2<br>CS: 0 | PA: 39 |    |    |     |     |  |
| <b>PITCHER</b>   | IP                            | WLS                              | BF                           | H                                | R                            | ER                               | SO                           | BB                               | IBB                           | HBP                              | BLK                           | WP                               | HR                            | S                                | P                            | ERA                              | WHIP                         |                                  |                                  |                                    |                                  |        |    |    |     |     |  |
| Randy Kramer, R<br>ERA: 3.44<br>(1, 1)   | 5.2                           |                                  | 27                           | 5                                | 5                            | 4                                | 2                            | 4                                | 0                             | 0                                | 0                             | 0                                | 0                             | 60                               | 115                          | 6.35                             | 1.588                        |                                  |                                  |                                    |                                  |        |    |    |     |     |  |
| Jeff Robinson, R<br>ERA: 6.25<br>(6, 1)  | 0.1                           |                                  | 1                            | 0                                | 0                            | 0                                | 1                            | 0                                | 0                             | 0                                | 0                             | 0                                | 0                             | 3                                | 4                            | 0.00                             | 0.000                        |                                  |                                  |                                    |                                  |        |    |    |     |     |  |
| Neal Heaton, L<br>ERA: 4.15<br>(7, 1)  | 2.0                           |                                  | 8                            | 1                                | 0                            | 0                                | 1                            | 1                                | 1                             | 0                                | 0                             | 0                                | 0                             | 16                               | 28                           | 0.00                             | 1.000                        |                                  |                                  |                                    |                                  |        |    |    |     |     |  |
| Bob Kipper, L<br>ERA: 3.1<br>(9, 1)  | 1.0                           | W                                | 3                            | 0                                | 0                            | 0                                | 1                            | 0                                | 0                             | 0                                | 0                             | 0                                | 0                             | 9                                | 14                           | 0.00                             | 0.000                        |                                  |                                  |                                    |                                  |        |    |    |     |     |  |

**New York Mets @ Pittsburgh Pirates**  
 Three Rivers Stadium, Pittsburgh, PA

Sat Jun 10 1989, 7:05 PM EDT  
 Att: 27,463 - Unknown

[livebaseballscorecards.com](http://livebaseballscorecards.com)



|            |    |
|------------|----|
| <b>AB</b>  | 32 |
| <b>R</b>   | 5  |
| <b>H</b>   | 6  |
| <b>RBI</b> | 4  |
| <b>BB</b>  | 6  |
| <b>SO</b>  | 5  |
| <b>LOB</b> | 13 |

BOTTOM

New York Mets @ Pittsburgh Pirates  
Three Rivers Stadium, Pittsburgh, PA

Sat Jun 10 1989, 7:05 PM EDT  
Att. 27,463 - Unknown

livebaseballscorecards.com

|     |    |
|-----|----|
| AB  | 34 |
| R   | 6  |
| H   | 10 |
| RBI | 6  |
| BB  | 7  |
| SO  | 8  |
| LOB | 23 |



|     |   |     |    |
|-----|---|-----|----|
| WP: | 0 | PA: | 43 |
| PB: | 0 | SB: | 0  |
| CS: | 0 |     |    |

|    |   |   |     |    |    |     |
|----|---|---|-----|----|----|-----|
| AB | R | H | RBI | BB | SO | LOB |
| 4  | 0 | 0 | 0   | 1  | 2  | 2   |
| 0  | 0 | 0 | 0   | 0  | 0  | 0   |

|   |   |   |   |   |   |   |
|---|---|---|---|---|---|---|
| 4 | 1 | 1 | 0 | 1 | 1 | 0 |
|---|---|---|---|---|---|---|

|   |   |   |   |   |   |   |
|---|---|---|---|---|---|---|
| 5 | 1 | 2 | 1 | 0 | 2 | 3 |
| 0 | 0 | 0 | 0 | 0 | 0 | 0 |

|   |   |   |   |   |   |   |
|---|---|---|---|---|---|---|
| 3 | 1 | 1 | 1 | 2 | 0 | 3 |
|---|---|---|---|---|---|---|

|   |   |   |   |   |   |   |
|---|---|---|---|---|---|---|
| 4 | 1 | 2 | 1 | 1 | 0 | 3 |
|---|---|---|---|---|---|---|

|   |   |   |   |   |   |   |
|---|---|---|---|---|---|---|
| 3 | 0 | 0 | 0 | 1 | 0 | 4 |
|---|---|---|---|---|---|---|

|   |   |   |   |   |   |   |
|---|---|---|---|---|---|---|
| 4 | 2 | 2 | 2 | 1 | 1 | 2 |
|---|---|---|---|---|---|---|

|   |   |   |   |   |   |   |
|---|---|---|---|---|---|---|
| 3 | 0 | 1 | 0 | 0 | 1 | 2 |
| 1 | 0 | 1 | 1 | 0 | 0 | 0 |

|   |   |   |   |   |   |   |
|---|---|---|---|---|---|---|
| 2 | 0 | 0 | 0 | 0 | 1 | 2 |
| 0 | 0 | 0 | 0 | 0 | 0 | 0 |
| 1 | 0 | 0 | 0 | 0 | 0 | 2 |
| 0 | 0 | 0 | 0 | 0 | 0 | 0 |
| 0 | 0 | 0 | 0 | 0 | 0 | 0 |

|     |   |      |   |
|-----|---|------|---|
| 1B: | 4 | SF:  | 0 |
| 2B: | 3 | SAC: | 2 |
| 3B: | 2 | DP:  | 0 |
| HR: | 1 | HBP: | 0 |

| Batter  | 1              | 2                 | 3                | 4                      | 5              | 6               | 7                | 8                               | 9                        |
|---|----------------|-------------------|------------------|------------------------|----------------|-----------------|------------------|---------------------------------|--------------------------|
| Gary Redus, R<br>OBP: 0.363, SLG: 0.420<br>Dann Bilardello, R<br>(1, 9)<br>BB<br>C<br>X   | 3-1<br>G3<br>① |                   | 3-3<br>K<br>③    |                        | 0-0<br>P6<br>① | 3-3<br>K<br>③   |                  | 4-2<br>BB<br>BB                 |                          |
| Jose Lind, R<br>OBP: 0.278, SLG: 0.279<br>(1, 4)<br>C<br>F<br>B<br>S  | 1-3<br>K<br>②  |                   |                  | 3-2<br>3B<br>1B        | 2-0<br>F9<br>② |                 | 1-1<br>G6-3<br>① | 4-2<br>BB<br>1-2<br>2-3         |                          |
| Andy Van Slyke, L<br>OBP: 0.331, SLG: 0.402<br>Bob Kipper, R<br>OBP: 0.333, SLG: 0.200<br>(1, 8)<br>C<br>F<br>B<br>S<br>(9, 1)<br>X                           | 2-2<br>F6<br>③ |                   |                  | 0-1<br>3B<br>1-H<br>3B | 2-0<br>2B      |                 | 0-3<br>K<br>②    | 1-3<br>K<br>②                   |                          |
| Bobby Bonilla, S<br>OBP: 0.359, SLG: 0.487<br>(1, 5)  |                | 4-1<br>G5-3<br>BB |                  | 0-0<br>2B<br>3B        | 4-2<br>BB      |                 | 3-1<br>E3<br>X   | 1-0<br>F7<br>③                  |                          |
| Barry Bonds, L<br>OBP: 0.350, SLG: 0.467<br>(1, 7)<br>C<br>SAFE<br>B<br>B<br>B<br>X   |                | 2-1<br>F8<br>①    |                  | 3-2<br>G5-3<br>2B      | 1-2<br>L7<br>③ |                 | 4-2<br>BB        |                                 | 3-1<br>SH3-4<br>HR<br>1B |
| Jeff King, R<br>OBP: 0.300, SLG: 0.412<br>(1, 3)  |                | 2-0<br>G5-3<br>②  |                  | 1-2<br>G5-3<br>①       |                | 4-2<br>1B<br>BB | 1-0<br>P4<br>③   | 1-0<br>SH3-4<br>①               |                          |
| Rey Quinones, R<br>OBP: 0.244, SLG: 0.313<br>(1, 6)   |                | 1-3<br>K<br>③     |                  | 4-1<br>BB<br>BB        |                | 1-2<br>F9<br>①  |                  | 0-0<br>1B<br>2B                 | 1-1<br>2-H<br>HR         |
| Junior Ortiz, R<br>OBP: 0.288, SLG: 0.244<br>John Cangelosi, S<br>OBP: 0.380, SLG: 0.281<br>(1, 2)<br>(8, PH)<br>(9, 8)                                       |                |                   | 0-0<br>G6-3<br>① | 0-3<br>K<br>②          |                | 0-1<br>1B       |                  | 2-1<br>BB<br>SH1-4<br>1B<br>2-H |                          |
| Randy Kramer, R<br>Jeff Robinson, R<br>Benny Distefano, L<br>Neal Heaton, L<br>R.J. Reynolds, S<br>(1, 1)<br>(6, 1)<br>(6, PH)<br>(7, 1)<br>(8, PH)<br>(9, 9) |                |                   | 0-2<br>P5<br>②   | 1-3<br>K<br>③          |                | 1-1<br>P2<br>②  |                  | 0-0<br>SH1-4<br>①               |                          |

| Inning Stats | R: 0 | H: 0   | R: 0 | H: 0   | R: 0  | H: 0   | R: 0 | H: 1   | R: 0  | H: 1   | R: 0  | H: 0   | R: 1  | H: 2   | R: 2 | H: 2   |
|--------------|------|--------|------|--------|-------|--------|------|--------|-------|--------|-------|--------|-------|--------|------|--------|
|              | E: 0 | LOB: 0 | E: 0 | LOB: 1 | E: 0  | LOB: 2 | E: 0 | LOB: 2 | E: 0  | LOB: 2 | E: 1  | LOB: 2 | E: 0  | LOB: 3 | E: 0 | LOB: 0 |
|              | K: 1 | BB: 0  | K: 1 | BB: 1  | K: 2  | BB: 1  | K: 0 | BB: 1  | K: 1  | BB: 1  | K: 1  | BB: 1  | K: 1  | BB: 2  | K: 0 | BB: 0  |
|              | S: 8 | P: 14  | S: 7 | P: 16  | S: 10 | P: 13  | S: 8 | P: 17  | S: 13 | P: 22  | S: 10 | P: 19  | S: 14 | P: 26  | S: 5 | P: 10  |

| PITCHER                               | IP  | WLS | BF | H | R | ER | SO | BB | IBB | HBP | BLK | WP | HR | S  | P  | ERA   | WHIP  |
|---------------------------------------|-----|-----|----|---|---|----|----|----|-----|-----|-----|----|----|----|----|-------|-------|
| David Cone, R<br>ERA: 4.38<br>(1, 1)  | 4.2 |     | 22 | 5 | 3 | 3  | 5  | 3  | 0   | 0   | 0   | 0  | 0  | 49 | 87 | 5.79  | 1.714 |
| David West, L<br>ERA:<br>(5, 1)       | 0.1 |     | 1  | 0 | 0 | 0  | 0  | 0  | 0   | 0   | 0   | 0  | 0  | 3  | 4  | 0.00  | 0.000 |
| Don Aase, R<br>ERA: 2.49<br>(6, 1)    | 2.0 |     | 12 | 3 | 1 | 1  | 2  | 2  | 0   | 0   | 0   | 0  | 0  | 26 | 46 | 4.50  | 2.500 |
| Randy Myers, L<br>ERA: 1.27<br>(8, 1) | 1.1 | L   | 8  | 2 | 2 | 2  | 1  | 2  | 0   | 0   | 0   | 0  | 1  | 16 | 31 | 13.50 | 3.000 |

**New York Mets @ Pittsburgh Pirates**  
**Three Rivers Stadium, Pittsburgh, PA**

Sun Jun 11 1989, 3:33 AM EDT  
 Att. 37,716 - Sunny

[livebaseballscorecards.com](http://livebaseballscorecards.com)



|     |    |
|-----|----|
| AB  | 37 |
| R   | 6  |
| H   | 12 |
| RBI | 6  |
| BB  | 7  |
| SO  | 6  |
| LOB | 19 |

|     |   |     |    |
|-----|---|-----|----|
| WP: | 0 | PA: | 45 |
| PB: | 1 |     |    |
| SB: | 2 |     |    |
| CS: | 1 |     |    |

AB R H RBI BB SO LOB

|   |   |   |   |   |   |   |
|---|---|---|---|---|---|---|
| 5 | 1 | 3 | 2 | 0 | 0 | 0 |
| 5 | 2 | 3 | 0 | 0 | 0 | 1 |
| 4 | 1 | 1 | 1 | 1 | 0 | 2 |
| 3 | 1 | 1 | 1 | 2 | 1 | 2 |
| 4 | 0 | 1 | 2 | 1 | 1 | 2 |
| 4 | 0 | 1 | 0 | 1 | 1 | 4 |
| 3 | 0 | 0 | 0 | 2 | 0 | 5 |
| 5 | 0 | 1 | 0 | 0 | 1 | 3 |
| 4 | 1 | 1 | 0 | 0 | 2 | 0 |

|     |    |      |    |     |    |      |    |     |   |      |    |     |   |      |    |     |   |      |   |     |    |      |    |     |   |      |    |     |    |      |    |
|-----|----|------|----|-----|----|------|----|-----|---|------|----|-----|---|------|----|-----|---|------|---|-----|----|------|----|-----|---|------|----|-----|----|------|----|
| R:  | 2  | H:   | 3  | R:  | 3  | H:   | 4  | R:  | 0 | H:   | 0  | R:  | 0 | H:   | 1  | R:  | 0 | H:   | 1 | R:  | 0  | H:   | 1  | R:  | 1 | H:   | 2  | R:  | 0  | H:   | 2  |
| E:  | 0  | LOB: | 3  | E:  | 0  | LOB: | 2  | E:  | 0 | LOB: | 0  | E:  | 0 | LOB: | 0  | E:  | 0 | LOB: | 3 | E:  | 0  | LOB: | 1  | E:  | 0 | LOB: | 2  | E:  | 0  | LOB: | 2  |
| K:  | 1  | BB:  | 2  | K:  | 0  | BB:  | 1  | K:  | 1 | BB:  | 0  | K:  | 0 | BB:  | 0  | K:  | 0 | BB:  | 2 | K:  | 0  | BB:  | 0  | K:  | 2 | BB:  | 2  | K:  | 0  | BB:  | 2  |
| S:  | 17 | P:   | 32 | S:  | 14 | P:   | 26 | S:  | 8 | P:   | 11 | S:  | 7 | P:   | 10 | S:  | 5 | P:   | 6 | S:  | 13 | P:   | 25 | S:  | 8 | P:   | 11 | S:  | 14 | P:   | 27 |
| 1B: | 8  | SF:  | 0  | 1B: | 8  | SF:  | 0  | 1B: | 8 | SF:  | 0  | 1B: | 8 | SF:  | 0  | 1B: | 8 | SF:  | 0 | 1B: | 8  | SF:  | 0  | 1B: | 8 | SF:  | 0  | 1B: | 8  | SF:  | 0  |
| 2B: | 2  | SAC: | 0  | 2B: | 2  | SAC: | 0  | 2B: | 2 | SAC: | 0  | 2B: | 2 | SAC: | 0  | 2B: | 2 | SAC: | 0 | 2B: | 2  | SAC: | 0  | 2B: | 2 | SAC: | 0  | 2B: | 2  | SAC: | 0  |
| 3B: | 0  | DP:  | 0  | 3B: | 0  | DP:  | 0  | 3B: | 0 | DP:  | 0  | 3B: | 0 | DP:  | 0  | 3B: | 0 | DP:  | 0 | 3B: | 0  | DP:  | 0  | 3B: | 0 | DP:  | 0  | 3B: | 0  | DP:  | 0  |
| HR: | 2  | HBP: | 0  | HR: | 2  | HBP: | 0  | HR: | 2 | HBP: | 0  | HR: | 2 | HBP: | 0  | HR: | 2 | HBP: | 0 | HR: | 2  | HBP: | 0  | HR: | 2 | HBP: | 0  | HR: | 2  | HBP: | 0  |

| Batter  | 1               | 2                 | 3         | 4         | 5         | 6                | 7                                 | 8           | 9                       |
|---|-----------------|-------------------|-----------|-----------|-----------|------------------|-----------------------------------|-------------|-------------------------|
| <b>Lenny Dykstra, L</b><br>OBP: 0.360, SLG: 0.389<br>(1, 8)     | 3-2<br>F7<br>1B | 1-0<br>HR         | 1-2<br>F7 |           |           | 0-0<br>CS<br>1B  |                                   | 2-2<br>1B   |                         |
| <b>Gregg Jefferies, S</b><br>OBP: 0.246, SLG: 0.295<br>(1, 4)   | 1-2<br>PB<br>1B | 1-2<br>1B         |           | 0-1<br>P6 |           | 0-0<br>CS<br>1-2 | 1-2<br>BB<br>FC1-2<br>1B          | 0-0<br>F7   |                         |
| <b>Howard Johnson, S</b><br>OBP: 0.360, SLG: 0.559<br>(1, 5)    | 0-1<br>F9       | 2-1<br>F8         |           | 3-1<br>F8 |           |                  | 4-2<br>FC1-2<br>BB<br>1-2         |             | 1-2<br>HR               |
| <b>Darryl Strawberry, L</b><br>OBP: 0.314, SLG: 0.495<br>(1, 9) | 4-0<br>PB<br>1B | 2-0<br>G6-3<br>1B |           | 0-3<br>K  |           |                  | 3-2<br>F8                         |             | 4-1<br>S<br>1B<br>BB    |
| <b>Dave Magadan, L</b><br>OBP: 0.358, SLG: 0.437<br>(1, 3)      | 3-2<br>2B<br>1B | 0-1<br>G6-3       |           |           | 0-2<br>F7 |                  | 4-0<br>FC1-2<br>BB<br>1-2<br>2-3  |             | 1-3<br>K<br>1-2         |
| <b>Mookie Wilson, S</b><br>OBP: 0.232, SLG: 0.299<br>(1, 7)     | 0-0<br>1B       | 4-0<br>IBB        |           |           | 1-1<br>L8 |                  | 0-0<br>FC1-2<br>1-2<br>2-3<br>3-H |             | 0-3<br>K<br>2           |
| <b>Mackey Sasser, L</b><br>OBP: 0.347, SLG: 0.422<br>(1, 2)     | 4-0<br>IBB      | 1-1<br>P5         |           |           | 2-1<br>L5 |                  | 0-0<br>G5-3                       |             | 4-0<br>1B<br>IBB        |
| <b>Kevin Elster, R</b><br>OBP: 0.263, SLG: 0.294<br>(1, 6)      | 0-3<br>K        |                   | 2-1<br>F9 |           |           | 0-0<br>G6-3      |                                   | 0-0<br>P3   | 3-1<br>1B<br>1-2<br>2-H |
| <b>Bob Ojeda, L</b><br>OBP: 0.192, SLG: 0.160<br>(1, 1)         |                 | 1-2<br>HR<br>1B   | 0-3<br>K  |           |           | 1-3<br>K         |                                   | 1-1<br>G1-3 |                         |

| PITCHER  | IP  | WLS | BF | H | R | ER | SO | BB | IBB | HBP | BLK | WP | HR | S  | P  | ERA   | WHIP  |
|--|-----|-----|----|---|---|----|----|----|-----|-----|-----|----|----|----|----|-------|-------|
| <b>Brian Fisher, R</b><br>ERA: 7.94<br>(1, 1)  | 1.0 | L   | 10 | 5 | 4 | 4  | 1  | 1  | 1   | 0   | 0   | 0  | 1  | 21 | 38 | 36.00 | 6.000 |
| <b>Miguel Garcia, L</b><br>ERA: 1.8<br>(2, 1)  | 5.0 |     | 18 | 3 | 1 | 1  | 3  | 0  | 1   | 0   | 0   | 0  | 0  | 37 | 57 | 1.80  | 0.600 |
| <b>Neal Heaton, L</b><br>ERA: 4.04<br>(7, 1)   | 2.0 |     | 10 | 2 | 0 | 0  | 0  | 2  | 0   | 0   | 0   | 0  | 0  | 21 | 36 | 0.00  | 2.000 |
| <b>Jeff Robinson, R</b><br>ERA: 6.34<br>(9, 1) | 1.0 |     | 6  | 2 | 1 | 1  | 2  | 1  | 1   | 0   | 0   | 0  | 1  | 14 | 27 | 9.00  | 3.000 |

| Batter  | 1                   | 2                     | 3                   | 4           | 5           | 6           | 7                     | 8                  | 9                 | AB | R | H | RBI | BB | SO | LOB |
|---|---------------------|-----------------------|---------------------|-------------|-------------|-------------|-----------------------|--------------------|-------------------|----|---|---|-----|----|----|-----|
| Gary Redus, R<br>OBP: 0.358, SLG: 0.407<br>(1, 9)   | 0-0<br>G6-3         |                       | 3-3<br>K            |             |             | 1-0<br>F9   |                       | 4-1<br>FC6-4<br>BB |                   | 3  | 0 | 0 | 0   | 1  | 1  | 1   |
| Jose Lind, R<br>OBP: 0.273, SLG: 0.274<br>(1, 4)  | 0-2<br>F8           |                       | 1-2<br>G6-4-3       |             |             | 3-1<br>L4   |                       | 3-1<br>FC6-4       |                   | 4  | 0 | 0 | 0   | 0  | 0  | 3   |
| Andy Van Slyke, L<br>OBP: 0.336, SLG: 0.405<br>(1, 8)   | 1-1<br>E<br>S<br>1B |                       |                     | 2-2<br>P3   |             |             | 0-1<br>G4-3           |                    | 0-0<br>G4-3<br>1B | 4  | 0 | 2 | 0   | 0  | 0  | 0   |
| Bobby Bonilla, S<br>OBP: 0.353, SLG: 0.478<br>(1, 5)  | 2-2<br>G1-3         |                       |                     | 1-1<br>L7   |             |             | 0-0<br>G6-3           |                    | 1-0<br>G4-3       | 4  | 0 | 0 | 0   | 0  | 0  | 2   |
| Barry Bonds, L<br>OBP: 0.348, SLG: 0.461<br>(1, 7)  |                     | 4-2<br>CS<br>1B<br>BB |                     | 0-0<br>F9   |             |             | 0-1<br>F7             |                    | 2-3<br>K          | 3  | 0 | 0 | 0   | 1  | 1  | 0   |
| Jeff King, R<br>OBP: 0.261, SLG: 0.350<br>(1, 3)  |                     | 0-1<br>F9             |                     |             | 0-0<br>G6-3 |             |                       | 3-2<br>G5-3        |                   | 3  | 0 | 0 | 0   | 0  | 0  | 1   |
| Rey Quinones, R<br>OBP: 0.251, SLG: 0.325<br>(1, 6)   |                     | 0-1<br>CS<br>1B       |                     | 0-2<br>F9   |             |             | 0-0<br>F9<br>1B<br>2B |                    |                   | 3  | 1 | 2 | 0   | 0  | 0  | 0   |
| Dann Bilardello, R<br>Junior Ortiz, R<br>OBP: 0.286, SLG: 0.242<br>(8, PH)<br>(9, 2)  |                     | 1-3<br>K              |                     | 3-2<br>G6-3 |             |             | 0-1<br>F9             |                    | 2-3<br>F9         | 2  | 0 | 0 | 0   | 0  | 1  | 2   |
| Brian Fisher, R<br>Miguel Garcia, L<br>John Cangialosi, S<br>Neal Heaton, L<br>Glenn Wilson, R<br>Morris Madden, L<br>Jeff Robinson, R<br>(1, 1)<br>(2, 1)<br>(6, PH)<br>(7, 1)<br>(8, PH)<br>(8, PR)<br>(9, 1) |                     |                       | 0-1<br>G6-4-3<br>1B |             |             | 0-2<br>G4-3 |                       | 0-1<br>BB<br>1B    |                   | 0  | 0 | 0 | 0   | 0  | 0  | 0   |

| Inning Stats                                   | R: 0 | H: 1 | E: 0 | LOB: 1 | K: 0 | BB: 0 | S: 9 | R: 0 | H: 1 | E: 0 | LOB: 1 | K: 1 | BB: 1 | S: 10 | R: 0 | H: 1 | E: 0 | LOB: 0 | K: 1 | BB: 0 | S: 8 | R: 0 | H: 0 | E: 0 | LOB: 0 | K: 0 | BB: 0 | S: 6 | R: 0 | H: 0 | E: 0 | LOB: 0 | K: 0 | BB: 0 | S: 9 | R: 0 | H: 0 | E: 0 | LOB: 0 | K: 0 | BB: 0 | S: 6 | R: 0 | H: 0 | E: 0 | LOB: 0 | K: 0 | BB: 0 | S: 5 | R: 1 | H: 2 | E: 0 | LOB: 2 | K: 0 | BB: 1 | S: 14 | R: 0 | H: 1 | E: 0 | LOB: 0 | K: 1 | BB: 0 | S: 5 | 1B: 5 | SF: 0 | 2B: 1 | SAC: 0 | 3B: 0 | DP: 2 | HR: 0 | HBP: 0 | WP: 0 | PA: 32 |
|--|------|------|------|--------|------|-------|------|------|------|------|--------|------|-------|-------|------|------|------|--------|------|-------|------|------|------|------|--------|------|-------|------|------|------|------|--------|------|-------|------|------|------|------|--------|------|-------|------|------|------|------|--------|------|-------|------|------|------|------|--------|------|-------|-------|------|------|------|--------|------|-------|------|-------|-------|-------|--------|-------|-------|-------|--------|-------|--------|
| PITCHER<br>Bob Ojeda, L<br>ERA: 3.51<br>(1, 1) | IP   | WLS  | BF   | H      | R    | ER    | SO   | BB   | IBB  | HBP  | BLK    | WP   | HR    | S     | P    | ERA  | WHIP | IP     | WLS  | BF    | H    | R    | ER   | SO   | BB     | IBB  | HBP   | BLK  | WP   | HR   | S    | P      | ERA  | WHIP  |      |      |      |      |        |      |       |      |      |      |      |        |      |       |      |      |      |      |        |      |       |       |      |      |      |        |      |       |      |       |       |       |        |       |       |       |        |       |        |

**BOTTOM**

**New York Mets @ Pittsburgh Pirates**

Three Rivers Stadium, Pittsburgh, PA

Sun Jun 11 1989, 3:33 AM EDT  
Att. 37,716 - Sunny

[livebaseballscorecards.com](http://livebaseballscorecards.com)

|            |           |
|------------|-----------|
| <b>AB</b>  | <b>30</b> |
| <b>R</b>   | <b>1</b>  |
| <b>H</b>   | <b>6</b>  |
| <b>RBI</b> | <b>1</b>  |
| <b>BB</b>  | <b>2</b>  |
| <b>SO</b>  | <b>3</b>  |
| <b>LOB</b> | <b>10</b> |



| Batter  | 1   | 2   | 3  | 4  | 5   | 6   | 7  | 8  | 9  | AB R H RBI BB SO LOB                                       | TOP                                     |
|---|---|---|--|--|---|---|--|--|--|--|---|
| Jerome Walton, R (1, 8)<br>OBP: 0.345, SLG: 0.444                             | 0-1<br>G6-3   |   | 2-3<br>K   |  |   | 1-1<br>1B SF7 2B                                      |  | 3-3<br>K   |  | 4 1 1 0 0 2 0  |   |
| Dwight Smith, L (1, 7)<br>OBP: 0.417, SLG: 0.558                              | 0-0<br>23 BB 1B                                       |   |  | 1-1<br>P5  |   | 1-1<br>SF7 23 BB 1B                                   |  | 2-1<br>G6-3  |  | 4 1 2 0 0 0 0  |   |
| 23 Ryne Sandberg, R (1, 4)<br>OBP: 0.362, SLG: 0.464                          | 4-1<br>G6-4-3 BB                                      |   | 2-3<br>K   |  | 2-3<br>K  | 4-2<br>FC5-4 BB                                       |  | 2-1<br>G3-1  |  | 2 0 0 0 2 1 0  |   |
| Andre Dawson, R (1, 9)<br>OBP: 0.339, SLG: 0.556                              | 1-0<br>G6-4-3 1-2f                                    |   | 2-3<br>K   |  | 0-2<br>SF7  | 2-3<br>3-H  |  | 0-3<br>K   |  | 3 0 0 1 0 2 2  |   |
| Damon Berryhill, S (1, 2)<br>OBP: 0.305, SLG: 0.362                           |   | 0-0<br>F7   |  | 0-2<br>P2  |   | 1-0<br>SF7  |  | 3-2<br>L8  |  | 3 0 0 1 0 0 0  |   |
| Lloyd McClendon, R (1, 3)<br>OBP: 0.410, SLG: 0.642                           |   | 3-0<br>G3   |  | 4-2<br>HR BB   |   | 0-2<br>FC5-4 1-2f                                     |  | 0-0<br>G5-3  |  | 3 1 0 0 1 0 1  |   |
| Vance Law, R (1, 5)<br>OBP: 0.265, SLG: 0.319                                 |   | 0-3<br>K  |  | 3-3<br>K   |   | 2-3<br>K  |  |  |  | 3 0 0 0 0 3 1  |   |
| Shawon Dunston, R (1, 6)<br>OBP: 0.296, SLG: 0.388                            |   |   | 1-1<br>L8  |  | 2-2<br>HR   | 2-3<br>K  |  |  |  | 3 1 1 2 0 1 0  |   |
| Mike Bielecki, R (1, 1)<br>OBP: 0.074, SLG: 0.038<br>Mitch Williams, L (7, 1) |   |   | 0-1<br>G4-3  |  | 3-2<br>G1-3   | 2-1<br>L4   |  |  |  | 3 0 0 0 0 0 0<br>0 0 0 0 0 0 0                             |   |
| <b>Inning Stats</b>   | R: 0 H: 1<br>E: 0 LOB: 1<br>K: 0 BB: 1<br>S: 5 P: 10  | R: 0 H: 0<br>E: 0 LOB: 0<br>K: 1 BB: 0<br>S: 5 P: 8 | R: 0 H: 0<br>E: 0 LOB: 0<br>K: 1 BB: 0<br>S: 7 P: 10 | R: 0 H: 0<br>E: 0 LOB: 0<br>K: 2 BB: 0<br>S: 8 P: 13 | R: 2 H: 1<br>E: 0 LOB: 0<br>K: 1 BB: 1<br>S: 18 P: 30 | R: 2 H: 2<br>E: 0 LOB: 1<br>K: 0 BB: 1<br>S: 15 P: 21 | R: 0 H: 0<br>E: 0 LOB: 0<br>K: 2 BB: 0<br>S: 9 P: 15 | R: 0 H: 0<br>E: 0 LOB: 0<br>K: 1 BB: 0<br>S: 7 P: 14 | R: 0 H: 0<br>E: 0 LOB: 0<br>K: 1 BB: 0<br>S: 9 P: 12 | 1B: 2 SF: 2<br>2B: 1 SAC: 0<br>3B: 0 DP: 1<br>HR: 1 HBP: 0 | WP: 0 PA: 33<br>PB: 0<br>SB: 1<br>CS: 0 |
| <b>PITCHER</b>  | IP WLS BF H R ER SO BB IBB HBP BLK WP HR S P ERA WHIP |   |  |  |   |   |  |  |  |  |   |
| Ron Darling, R (1, 1)<br>ERA: 4.2   | 7.0 L 27 4 4 4 7 3 0 0 0 0 0 1 67 107 5.14 1.000      |   |  |  |   |   |  |  |  |  |   |
| Roger McDowell, R (8, 1)<br>ERA: 2.87   | 2.0 6 0 0 0 2 0 0 0 0 0 0 0 16 26 0.00 0.000          |   |  |  |   |   |  |  |  |  |   |

Chicago Cubs @ New York Mets  
Shea Stadium, Flushing, NY  
Tue Jun 13 1989, 7:05 PM EDT  
Att: 26,664 - Unknown

livebaseballscorecards.com

|     |    |
|-----|----|
| AB  | 28 |
| R   | 4  |
| H   | 4  |
| RBI | 4  |
| BB  | 3  |
| SO  | 9  |
| LOB | 4  |





| Batter   | 1                     | 2                        | 3                      | 4 | 5                       | 6 | 7                                | 8 | 9         | AB | R | H | RBI | BB | SO | LOB |
|--|-----------------------|--------------------------|------------------------|---|-------------------------|---|----------------------------------|---|-----------|----|---|---|-----|----|----|-----|
| Lenny Dykstra, L (1, 8)<br>OBP: 0.365, SLG: 0.397<br>Lee Mazzilli, S (6, 7)<br>OBP: 0.412, SLG: 0.480  | 4-1<br>BB<br>G4-6-3   |                          | 1-0<br>1B<br>SF8<br>2B |   | 1-3<br>K                |   | 4-1<br>BB<br>1-2<br>BB<br>G6-4-3 |   |           | 2  | 1 | 1 | 0   | 1  | 1  | 0   |
| Gregg Jefferies, S (1, 4)<br>OBP: 0.246, SLG: 0.294  | 1-0<br>G4-6-3<br>1-2f |                          | 0-0<br>F8<br>BB<br>1B  |   | 0-0<br>G1-3             |   | 1-1<br>G6-4-3<br>1-2f            |   |           | 4  | 0 | 1 | 0   | 0  | 0  | 3   |
| Howard Johnson, S (1, 5)<br>OBP: 0.354, SLG: 0.551   | 2-2<br>F7             |                          | 0-1<br>SF8             |   | 0-3<br>K                |   | 2-1<br>P3                        |   |           | 3  | 0 | 0 | 1   | 0  | 1  | 0   |
| Darryl Strawberry, L (1, 9)<br>OBP: 0.317, SLG: 0.493  |                       | 0-0<br>FC6-4<br>1B<br>1B | 4-2<br>1-2<br>BB       |   | 3-0<br>P5               |   | 2-3<br>K                         |   |           | 3  | 1 | 1 | 0   | 1  | 1  | 0   |
| Dave Magadan, L (1, 3)<br>OBP: 0.362, SLG: 0.434   |                       | 4-1<br>FC6-4<br>BB<br>1B | 1-0<br>F8              |   | 0-0<br>G4-3<br>WP<br>1B |   | 3-3<br>K                         |   |           | 3  | 0 | 1 | 0   | 1  | 1  | 2   |
| Mookie Wilson, S (1, 7)<br>OBP: 0.226, SLG: 0.291<br>(6, 8)  |                       | 1-2<br>FC6-4<br>1B       | 2-2<br>F9              |   | 2-1<br>G4-3             |   | 0-3<br>K                         |   |           | 4  | 0 | 0 | 0   | 0  | 1  | 5   |
| Mackey Sasser, L (1, 2)<br>OBP: 0.346, SLG: 0.417<br>Mark Carreon, R (9, PH)<br>OBP: 0.227, SLG: 0.476   |                       | 1-2<br>1-2<br>3-H<br>1B  | 0-1<br>L4              |   | 3-3<br>K                |   | 2-1<br>P6                        |   |           | 3  | 0 | 1 | 1   | 0  | 1  | 1   |
| Kevin Elster, R (1, 6)<br>OBP: 0.257, SLG: 0.287   |                       | 1-3<br>K                 | 2-2<br>F9              |   | 2-2<br>F9               |   | 1-2<br>F9                        |   | 2-2<br>P2 | 4  | 0 | 0 | 0   | 0  | 1  | 2   |
| Ron Darling, R (1, 1)<br>OBP: 0.103, SLG: 0.138<br>Keith Miller, R (7, PH)<br>OBP: 0.167, SLG: 0.176<br>Roger McDowell, R (8, 1)<br>OBP: 1.000, SLG: 1.000 |                       | 0-3<br>K                 | 2-2<br>G6-3            |   | 2-1<br>BB<br>1B         |   |                                  |   |           | 2  | 0 | 0 | 0   | 0  | 1  | 2   |

| Inning Stats                          | R: 0 | H: 0 | E: 0 | K: 5 | S: 5 | R: 1 | H: 2 | E: 0 | K: 2 | S: 15 | R: 1 | H: 2 | E: 0 | K: 0 | S: 12 | R: 0 | H: 0  | E: 0 | K: 0 | S: 9 | R: 0 | H: 0 | E: 0 | K: 2 | S: 9 | R: 0 | H: 1 | E: 0 | K: 1 | S: 8 | R: 0 | H: 1 | E: 0 | K: 0 | S: 10 | R: 0 | H: 0 | E: 0 | K: 2 | S: 8 | R: 0 | H: 0 | E: 0 | K: 1 | S: 8 | R: 0 | H: 0 | E: 0 | K: 1 | S: 12 | 1B: 5 | SF: 1 | 2B: 1 | SAC: 0 | 3B: 0 | DP: 2 | HR: 0 | HBP: 0 | WP: 1 | PA: 35 |
|---------------------------------------|------|------|------|------|------|------|------|------|------|-------|------|------|------|------|-------|------|-------|------|------|------|------|------|------|------|------|------|------|------|------|------|------|------|------|------|-------|------|------|------|------|------|------|------|------|------|------|------|------|------|------|-------|-------|-------|-------|--------|-------|-------|-------|--------|-------|--------|
| PITCHER                               | IP   | WLS  | BF   | H    | R    | ER   | SO   | BB   | IBB  | HBP   | BLK  | WP   | HR   | S    | P     | ERA  | WHIP  |      |      |      |      |      |      |      |      |      |      |      |      |      |      |      |      |      |       |      |      |      |      |      |      |      |      |      |      |      |      |      |      |       |       |       |       |        |       |       |       |        |       |        |
| Mike Bielecki, R (1, 1)<br>ERA: 2.33  | 6.1  | W    | 28   | 6    | 2    | 2    | 5    | 4    | 0    | 0     | 0    | 1    | 0    | 66   | 108   | 2.84 | 1.579 |      |      |      |      |      |      |      |      |      |      |      |      |      |      |      |      |      |       |      |      |      |      |      |      |      |      |      |      |      |      |      |      |       |       |       |       |        |       |       |       |        |       |        |
| Mitch Williams, L (7, 1)<br>ERA: 1.89 | 2.2  | S    | 7    | 0    | 0    | 0    | 3    | 0    | 0    | 0     | 0    | 0    | 0    | 18   | 30    | 0.00 | 0.000 |      |      |      |      |      |      |      |      |      |      |      |      |      |      |      |      |      |       |      |      |      |      |      |      |      |      |      |      |      |      |      |      |       |       |       |       |        |       |       |       |        |       |        |

BOTTOM

Chicago Cubs @ New York Mets  
Shea Stadium, Flushing, NY  
Tue Jun 13 1989, 7:05 PM EDT  
Att. 26,664 - Unknown

livebaseballscores.com

|     |    |
|-----|----|
| AB  | 30 |
| R   | 2  |
| H   | 6  |
| RBI | 2  |
| BB  | 4  |
| SO  | 8  |
| LOB | 15 |



| Batter   | 1   | 2  | 3  | 4   | 5   | 6   | 7   | 8 | 9 | AB R H RBI BB SO LOB                                       | TOP   |                |   |
|--|---|--|--|---|---|---|---|---|---|--|---|----------------|---|
| Jerome Walton, R (1, 8)<br>OBP: 0.342, SLG: 0.437    | 0-0<br>G6-3<br>G4-3<br>1B                             |  | 2-1<br>G6-3  |   | 1-0<br>L7   |   | 0-2<br>G6-3   |   |   | 4 0 1 0 0 0 0  | <p>Chicago Cubs @ New York Mets</p> <p>Shea Stadium, Flushing, NY</p> <p>Wed Jun 14 1989, 7:05 PM EDT</p> <p>Att. 27,278 - Unknown - 60 F</p> |                |   |
| Dwight Smith, L (1, 7)<br>OBP: 0.415, SLG: 0.551     | 0-0<br>G4-3   |  | 1-1<br>G6-3<br>1B                                    |   | 1-2<br>G6-3   |   |   |   |   | 3 0 1 0 0 0 1  |   |                |   |
| 23 Ryne Sandberg, R (1, 4)<br>OBP: 0.357, SLG: 0.458 | 1-0<br>G6-3   |  | 2-1<br>G5-3  |   | 1-3<br>K<br>1B G3                                   |   |   |   |   | 3 0 0 0 0 1 2  |   |                |   |
| Andre Dawson, R (1, 9)<br>OBP: 0.331, SLG: 0.541     | 0-2<br>G4-3   |  |  | 0-2<br>G5-3   |   | 0-0<br>L6   |   |   |   | 3 0 0 0 0 0 2  |   |                |   |
| Damon Berryhill, S (1, 2)<br>OBP: 0.305, SLG: 0.361  |   | 3-3<br>K   |  | 1-2<br>BLK BB<br>1B                                   |   | 1-1<br>G3   |   |   |   | 3 0 1 0 0 1 1  |   |                |   |
| Lloyd McClendon, R (1, 3)<br>OBP: 0.407, SLG: 0.629  |   | 2-0<br>F8  |  | 1-0<br>F9   |   | 1-2<br>G3<br>1B                                       |   |   |   | 3 0 1 0 0 0 1  |   |                |   |
| Curtis Wilkerson, S (1, 5)<br>OBP: 0.257, SLG: 0.357 |   | 4-2<br>BB  |  | 4-2<br>BLK BB<br>1-2                                  |   | 0-2<br>F7   |   |   |   | 1 0 0 0 2 0 2  |   |                |   |
| Shawon Dunston, R (1, 6)<br>OBP: 0.291, SLG: 0.380   |   | 0-3<br>K   |  | 2-3<br>K<br>1-2 2-3                                   |   | 2-3<br>K  |   |   |   | 3 0 0 0 0 3 3  |   |                |   |
| Scott Sanderson, R (1, 1)<br>OBP: 0.192, SLG: 0.087  |   |  | 0-3<br>K   |   | 0-1<br>G4-3   |   | 0-2<br>L9   |   |   | 2 0 0 0 0 1 0  |   |                |   |
| Mitch Webster, S (7, PH)<br>OBP: 0.314, SLG: 0.352   |   |  |  |   |   |   |   |   |   | 1 0 0 0 0 0 0  |   |                |   |
| <b>Inning Stats</b>                                  | R: 0 H: 1<br>E: 0 LOB: 1<br>K: 0 BB: 0<br>S: 7 P: 8   | R: 0 H: 0<br>E: 0 LOB: 1<br>K: 2 BB: 1<br>S: 9 P: 18 | R: 0 H: 1<br>E: 0 LOB: 1<br>K: 1 BB: 0<br>S: 9 P: 14 | R: 0 H: 1<br>E: 0 LOB: 2<br>K: 1 BB: 1<br>S: 12 P: 20 | R: 0 H: 0<br>E: 0 LOB: 0<br>K: 0 BB: 0<br>S: 7 P: 9 | R: 0 H: 1<br>E: 0 LOB: 2<br>K: 1 BB: 0<br>S: 13 P: 16 | R: 0 H: 0<br>E: 0 LOB: 0<br>K: 1 BB: 0<br>S: 10 P: 12 |   |   | 1B: 4 SF: 0<br>2B: 0 SAC: 0<br>3B: 0 DP: 0<br>HR: 0 HBP: 0 | WP: 1 PA: 28<br>PB: 0<br>SB: 0<br>CS: 0   |                |   |
| <b>PITCHER</b>                                       | IP WLS BF H R ER SO BB IBB HBP BLK WP HR S P ERA WHIP |  |  |   |   |   |   |   |   |  |   | <b>PITCHER</b> | IP WLS BF H R ER SO BB IBB HBP BLK WP HR S P ERA WHIP |
| Dwight Gooden, R (1, 1)<br>ERA: 2.47                 | 6.0 W 25 4 0 0 5 2 0 0 0 1 1 0 57 85 0.00 1.000       |  |  |   |   |   |   |   |   |  |   |                |   |
| Rick Aguilera, R (7, 1)<br>ERA: 0.9                  | 1.0 S 3 0 0 0 1 0 0 0 0 0 0 0 10 12 0.00 0.000        |  |  |   |   |   |   |   |   |  |   |                |   |

Chicago Cubs @ New York Mets  
 Shea Stadium, Flushing, NY  
 Wed Jun 14 1989, 7:05 PM EDT  
 Att. 27,278 - Unknown - 60 F

livebaseballscorecards.com

|     |    |
|-----|----|
| AB  | 26 |
| R   | 0  |
| H   | 4  |
| RBI | 0  |
| BB  | 2  |
| SO  | 6  |
| LOB | 12 |



| Batter   | 1              | 2              | 3                | 4                     | 5                                     | 6                    | 7 | 8 | 9 | AB | R | H | RBI | BB | SO | LOB |
|--|----------------|----------------|------------------|-----------------------|---------------------------------------|----------------------|---|---|---|----|---|---|-----|----|----|-----|
| Lenny Dykstra, L<br>OBP: 0.365, SLG: 0.416<br>(1, 8)<br>B<br>F<br>X  | 1-1<br>F6<br>① |                | 2-1<br>HR<br>①   |                       | 0-1<br>FC3-6<br>G6-3 BLK<br>1-2f<br>① |                      |   |   |   | 3  | 1 | 1 | 1   | 0  | 0  | 1   |
| Gregg Jefferies, S<br>OBP: 0.242, SLG: 0.289<br>(1, 4)<br>B<br>C<br>X  | 1-1<br>G3<br>② |                | 1-2<br>G4-3<br>② |                       | 0-2<br>G6-3<br>1-3<br>②               |                      |   |   |   | 3  | 0 | 0 | 0   | 0  | 0  | 1   |
| Dave Magadan, L<br>OBP: 0.361, SLG: 0.427<br>(1, 5)<br>(7, 3)<br>B<br>B<br>C<br>B  | 4-1<br>BB<br>③ |                | 1-1<br>G3<br>③   |                       | 1-2<br>L7<br>③                        |                      |   |   |   | 2  | 0 | 0 | 0   | 1  | 0  | 1   |
| Darryl Strawberry, L<br>OBP: 0.313, SLG: 0.485<br>(1, 9)<br>C<br>B<br>X  | 1-1<br>P5<br>③ |                |                  | 0-3<br>K<br>①         |                                       | 1-1<br>L7<br>①       |   |   |   | 3  | 0 | 0 | 0   | 0  | 1  | 1   |
| Howard Johnson, S<br>OBP: 0.353, SLG: 0.552<br>(1, 6)<br>(7, 5)<br>B<br>C<br>X   |                | 1-1<br>P5<br>① |                  | 1-1<br>1B<br>2B<br>①  |                                       | 1-2<br>F9<br>②       |   |   |   | 3  | 1 | 1 | 0   | 0  | 0  | 0   |
| Lee Mazzilli, S<br>OBP: 0.459, SLG: 0.519<br>Rick Aguilera, R<br>(1, 3)<br>(7, 1)<br>C<br>C<br>C<br>C<br>B<br>B<br>B<br>B<br>X |                | 2-2<br>1B<br>② |                  | 2-2<br>2-H<br>1B<br>② |                                       | 4-0<br>1B<br>BB<br>② |   |   |   | 2  | 0 | 2 | 1   | 1  | 0  | 0   |
| Mookie Wilson, S<br>OBP: 0.228, SLG: 0.292<br>(1, 7)<br>B<br>S<br>B<br>1<br>SAFE<br>X  |                | 2-2<br>L8<br>② |                  | 2-2<br>F7<br>②        |                                       | 0-2<br>1B<br>②       |   |   |   | 3  | 0 | 1 | 0   | 0  | 0  | 2   |
| Mackey Sasser, L<br>OBP: 0.327, SLG: 0.392<br>(1, 2)<br>F<br>S<br>1<br>SAFE<br>SAFE<br>SAFE<br>SAFE<br>S                       |                | 1-3<br>K<br>③  |                  | 0-3<br>K<br>③         |                                       | 3-2<br>L8<br>③       |   |   |   | 3  | 0 | 0 | 0   | 0  | 2  | 4   |
| Dwight Gooden, R<br>OBP: 0.176, SLG: 0.242<br>Kevin Elster, R<br>OBP: 0.257, SLG: 0.287<br>(1, 1)<br>(7, 6)<br>S<br>B<br>X     |                |                | 1-1<br>G5-3<br>① |                       | 0-0<br>FC3-6<br>1B<br>①               |                      |   |   |   | 2  | 0 | 1 | 0   | 0  | 0  | 0   |
|  |                |                |                  |                       |                                       |                      |   |   |   | 0  | 0 | 0 | 0   | 0  | 0  | 0   |


| Inning Stats | R: 0   | H: 0  | E: 0  | K: 0   | S: 7  | R: 0   | H: 1  | E: 0   | K: 1  | S: 14 | R: 1   | H: 1  | E: 0   | K: 0  | S: 12 | R: 1   | H: 2  | E: 0   | K: 2  | S: 16 | R: 0   | H: 1  | E: 0   | K: 0  | S: 9  | R: 0 | H: 1 | E: 0 | K: 0 | S: 16 |
|--------------|--------|-------|-------|--------|-------|--------|-------|--------|-------|-------|--------|-------|--------|-------|-------|--------|-------|--------|-------|-------|--------|-------|--------|-------|-------|------|------|------|------|-------|
|              | LOB: 1 | BB: 1 | P: 14 | LOB: 1 | BB: 0 | LOB: 1 | BB: 0 | LOB: 1 | BB: 0 | P: 20 | LOB: 0 | BB: 0 | LOB: 1 | BB: 0 | P: 17 | LOB: 1 | BB: 0 | LOB: 1 | BB: 0 | P: 21 | LOB: 1 | BB: 0 | LOB: 2 | BB: 1 | P: 25 |      |      |      |      |       |

| PITCHER                                  | IP  | WLS | BF | H | R | ER | SO | BB | IBB | HBP | BLK | WP | HR | S  | P   | ERA  | WHIP  | PITCHER | IP | WLS | BF | H | R | ER | SO | BB | IBB | HBP | BLK | WP | HR | S | P | ERA | WHIP |
|--|-----|-----|----|---|---|----|----|----|-----|-----|-----|----|----|----|-----|------|-------|---------|----|-----|----|---|---|----|----|----|-----|-----|-----|----|----|---|---|-----|------|
| Scott Anderson, R<br>ERA: 3.53<br>(1, 1) | 6.0 | L   | 26 | 6 | 2 | 2  | 3  | 2  | 0   | 0   | 1   | 0  | 1  | 74 | 107 | 3.00 | 1.333 |         |    |     |    |   |   |    |    |    |     |     |     |    |    |   |   |     |      |

**BOTTOM**

**Chicago Cubs @ New York Mets**  
Shea Stadium, Flushing, NY  
Wed Jun 14 1989, 7:05 PM EDT  
Att: 27,278 - Unknown - 60 F

|     |    |
|-----|----|
| AB  | 24 |
| R   | 2  |
| H   | 6  |
| RBI | 2  |
| BB  | 2  |
| SO  | 3  |
| LOB | 10 |



|       |        |       |        |
|-------|--------|-------|--------|
| 1B: 4 | SF: 0  | WP: 0 | PA: 26 |
| 2B: 1 | SAC: 0 | PB: 0 |        |
| 3B: 0 | DP: 0  | SB: 0 |        |
| HR: 1 | HBP: 0 | CS: 0 |        |

livebaseballscorecards.com

| Batter  | 1                             | 2                                | 3                             | 4                                | 5                             | 6                                | 7                            | 8                                | 9                            | 10                               | 11                           | 12                               | AB                           | R                               | H                            | RBI                             | BB                           | SO                               | LOB                          | TOP                              |                                  |                                    |                                  |        |
|---|-------------------------------|----------------------------------|-------------------------------|----------------------------------|-------------------------------|----------------------------------|------------------------------|----------------------------------|------------------------------|----------------------------------|------------------------------|----------------------------------|------------------------------|---------------------------------|------------------------------|---------------------------------|------------------------------|----------------------------------|------------------------------|----------------------------------|----------------------------------|------------------------------------|----------------------------------|--------|
| Jerome Walton, R<br>OBP: 0.350, SLG: 0.425    | (1, 8) S<br>F7                |                                  | (4, 0) G3 S<br>BB             |                                  | (4, 1) BB                     |                                  | (0, 3) K                     |                                  | (3, 2) G4-3                  |                                  |                              | (1, 0) SH5-4<br>HBP              | 3                            | 0                               | 0                            | 0                               | 2                            | 1                                | 0                            |                                  |                                  |                                    |                                  |        |
| Curtis Wilkerson, S<br>OBP: 0.255, SLG: 0.350 | (1, 5) C<br>K                 |                                  | (0, 1) G3                     |                                  | (0, 0) L7                     |                                  | (1, 0) WP<br>1B              |                                  | (0, 0) F7                    |                                  |                              | (0, 1) SH5-4                     | 5                            | 0                               | 1                            | 1                               | 0                            | 1                                | 2                            |                                  |                                  |                                    |                                  |        |
| 23 Ryne Sandberg, R<br>OBP: 0.353, SLG: 0.464 | (1, 4) B<br>HR                |                                  | (2, 3) K                      |                                  | (1, 0) F8                     |                                  | (1, 0) F7                    |                                  |                              |                                  |                              | (1, 3) K                         | 6                            | 1                               | 1                            | 1                               | 0                            | 2                                | 4                            |                                  |                                  |                                    |                                  |        |
| Andre Dawson, R<br>OBP: 0.325, SLG: 0.531     | (1, 9) C<br>F7                |                                  | (0, 0) F7                     |                                  |                               |                                  |                              |                                  |                              |                                  |                              |                                  |                              |                                 |                              |                                 |                              |                                  |                              |                                  |                                  |                                    |                                  |        |
| Mitch Webster, S<br>OBP: 0.323, SLG: 0.365    | (4, 9) F7                     |                                  |                               |                                  |                               |                                  |                              |                                  |                              |                                  |                              |                                  |                              |                                 |                              |                                 |                              |                                  |                              |                                  |                                  |                                    |                                  |        |
| Lloyd McClendon, R<br>OBP: 0.379, SLG: 0.579  |                               |                                  |                               |                                  |                               |                                  |                              |                                  |                              |                                  |                              |                                  |                              |                                 |                              |                                 |                              |                                  |                              |                                  |                                  |                                    |                                  |        |
| Darrin Jackson, R<br>OBP: 0.286, SLG: 0.313   |                               |                                  |                               |                                  |                               |                                  |                              |                                  |                              |                                  |                              |                                  |                              |                                 |                              |                                 |                              |                                  |                              |                                  |                                  |                                    |                                  |        |
| Gary Varsho, L<br>OBP: 0.262, SLG: 0.339      |                               |                                  |                               |                                  |                               |                                  |                              |                                  |                              |                                  |                              |                                  |                              |                                 |                              |                                 |                              |                                  |                              |                                  |                                  |                                    |                                  |        |
| Shawon Dunston, R<br>OBP: 0.299, SLG: 0.396   |                               |                                  |                               |                                  |                               |                                  |                              |                                  |                              |                                  |                              |                                  |                              |                                 |                              |                                 |                              |                                  |                              |                                  |                                  |                                    |                                  |        |
| Domingo Ramos, R<br>OBP: 0.286, SLG: 0.364    |                               |                                  |                               |                                  |                               |                                  |                              |                                  |                              |                                  |                              |                                  |                              |                                 |                              |                                 |                              |                                  |                              |                                  |                                  |                                    |                                  |        |
| Joe Girardi, R<br>OBP: 0.271, SLG: 0.232      |                               |                                  |                               |                                  |                               |                                  |                              |                                  |                              |                                  |                              |                                  |                              |                                 |                              |                                 |                              |                                  |                              |                                  |                                  |                                    |                                  |        |
| Greg Maddux, R<br>OBP: 0.267, SLG: 0.276      |                               |                                  |                               |                                  |                               |                                  |                              |                                  |                              |                                  |                              |                                  |                              |                                 |                              |                                 |                              |                                  |                              |                                  |                                  |                                    |                                  |        |
| Dwight Smith, L<br>OBP: 0.411, SLG: 0.545     |                               |                                  |                               |                                  |                               |                                  |                              |                                  |                              |                                  |                              |                                  |                              |                                 |                              |                                 |                              |                                  |                              |                                  |                                  |                                    |                                  |        |
| Steve Wilson, L<br>OBP: 0.354, SLG: 0.545     |                               |                                  |                               |                                  |                               |                                  |                              |                                  |                              |                                  |                              |                                  |                              |                                 |                              |                                 |                              |                                  |                              |                                  |                                  |                                    |                                  |        |
| Mitch Williams, L<br>OBP: 0.354, SLG: 0.545   |                               |                                  |                               |                                  |                               |                                  |                              |                                  |                              |                                  |                              |                                  |                              |                                 |                              |                                 |                              |                                  |                              |                                  |                                  |                                    |                                  |        |
| Jeff Pico, R<br>OBP: 0.354, SLG: 0.545        |                               |                                  |                               |                                  |                               |                                  |                              |                                  |                              |                                  |                              |                                  |                              |                                 |                              |                                 |                              |                                  |                              |                                  |                                  |                                    |                                  |        |
| Vance Law, R<br>OBP: 0.354, SLG: 0.545        |                               |                                  |                               |                                  |                               |                                  |                              |                                  |                              |                                  |                              |                                  |                              |                                 |                              |                                 |                              |                                  |                              |                                  |                                  |                                    |                                  |        |
| Pat Perry, L<br>OBP: 0.167, SLG: 0.167        |                               |                                  |                               |                                  |                               |                                  |                              |                                  |                              |                                  |                              |                                  |                              |                                 |                              |                                 |                              |                                  |                              |                                  |                                  |                                    |                                  |        |
| <b>Inning Stats</b>                           | R: 1<br>E: 0<br>K: 1<br>S: 10 | H: 1<br>LOB: 0<br>BB: 0<br>P: 14 | R: 0<br>E: 0<br>K: 1<br>S: 11 | H: 1<br>LOB: 1<br>BB: 0<br>P: 16 | R: 0<br>E: 0<br>K: 1<br>S: 16 | H: 0<br>LOB: 1<br>BB: 1<br>P: 25 | R: 0<br>E: 0<br>K: 0<br>S: 8 | H: 0<br>LOB: 1<br>BB: 1<br>P: 13 | R: 0<br>E: 0<br>K: 1<br>S: 6 | H: 2<br>LOB: 2<br>BB: 1<br>P: 17 | R: 0<br>E: 0<br>K: 1<br>S: 6 | H: 1<br>LOB: 2<br>BB: 0<br>P: 13 | R: 0<br>E: 0<br>K: 1<br>S: 7 | H: 0<br>LOB: 0<br>BB: 0<br>P: 9 | R: 0<br>E: 0<br>K: 0<br>S: 6 | H: 0<br>LOB: 0<br>BB: 0<br>P: 9 | R: 0<br>E: 0<br>K: 0<br>S: 7 | H: 1<br>LOB: 1<br>BB: 0<br>P: 19 | R: 0<br>E: 0<br>K: 2<br>S: 8 | H: 0<br>LOB: 2<br>BB: 1<br>P: 16 | 1B: 4<br>2B: 0<br>3B: 2<br>HR: 1 | SF: 0<br>SAC: 1<br>DP: 0<br>HBP: 2 | WP: 2<br>PB: 0<br>SB: 2<br>CS: 0 | PA: 50 |
| <b>PITCHER</b>                                | IP                            | WLS                              | BF                            | H                                | R                             | E                                | SO                           | BB                               | IBB                          | HBP                              | BLK                          | WP                               | HR                           | S                               | P                            | ERA                             | WHIP                         |                                  |                              |                                  |                                  |                                    |                                  |        |
| Sid Fernandez, L<br>ERA: 3.22                 | (1, 1)                        | 5.0                              | 21                            | 3                                | 2                             | 2                                | 4                            | 3                                | 0                            | 0                                | 0                            | 0                                | 1                            | 51                              | 81                           | 3.60                            | 1.200                        |                                  |                              |                                  |                                  |                                    |                                  |        |
| Don Aase, R<br>ERA: 2.81                      | (6, 1)                        | 0.1                              | 3                             | 1                                | 1                             | 1                                | 0                            | 0                                | 1                            | 0                                | 0                            | 0                                | 0                            | 2                               | 6                            | 27.00                           | 3.000                        |                                  |                              |                                  |                                  |                                    |                                  |        |
| Roger McDowell, R<br>ERA: 2.73                | (6, 1)                        | 1.2                              | 8                             | 2                                | 0                             | 0                                | 1                            | 0                                | 0                            | 1                                | 0                            | 1                                | 0                            | 12                              | 24                           | 0.00                            | 1.200                        |                                  |                              |                                  |                                  |                                    |                                  |        |
| David West, L<br>ERA:                         | (8, 1)                        | 2.0                              | 6                             | 0                                | 0                             | 0                                | 1                            | 0                                | 0                            | 0                                | 0                            | 0                                | 0                            | 13                              | 18                           | 0.00                            | 0.000                        |                                  |                              |                                  |                                  |                                    |                                  |        |
| Randy Myers, L<br>ERA: 1.21                   | (10, 1)                       | 2.0                              | 7                             | 1                                | 0                             | 0                                | 1                            | 0                                | 0                            | 0                                | 0                            | 1                                | 0                            | 19                              | 28                           | 0.00                            | 0.500                        |                                  |                              |                                  |                                  |                                    |                                  |        |
| <b>PITCHER</b>                                | IP                            | WLS                              | BF                            | H                                | R                             | E                                | SO                           | BB                               | IBB                          | HBP                              | BLK                          | WP                               | HR                           | S                               | P                            | ERA                             | WHIP                         |                                  |                              |                                  |                                  |                                    |                                  |        |
| Rick Aguilera, R<br>ERA: 0.88                 | (12, 1)                       | 1.0                              | 5                             | 0                                | 0                             | 0                                | 2                            | 0                                | 1                            | 1                                | 0                            | 0                                | 0                            | 8                               | 16                           | 0.00                            | 0.000                        |                                  |                              |                                  |                                  |                                    |                                  |        |

Chicago Cubs @ New York Mets  
Shea Stadium, Flushing, NY  
Thu Jun 15 1989, 7:05 PM EDT  
Att. 24,689 - Unknown - 60 F

livebaseballscorecards.com

|     |    |
|-----|----|
| AB  | 42 |
| R   | 3  |
| H   | 7  |
| RBI | 3  |
| BB  | 5  |
| SO  | 9  |
| LOB | 19 |



| Batter  | 1                     | 2                        | 3                     | 4                                   | 5                     | 6                                | 7                     | 8                                | 9                                     | 10                               | 11                   | 12                               | AB   | R                                | H                     | RBI                              | BB                    | SO                               | LOB                  | BOTTOM                           |                      |                                  |                      |                                  |                                  |                                    |                                  |        |
|---|-----------------------|--------------------------|-----------------------|-------------------------------------|-----------------------|----------------------------------|-----------------------|----------------------------------|---------------------------------------|----------------------------------|----------------------|----------------------------------|--|----------------------------------|-----------------------|----------------------------------|-----------------------|----------------------------------|----------------------|----------------------------------|----------------------|----------------------------------|----------------------|----------------------------------|----------------------------------|------------------------------------|----------------------------------|--------|
| Lenny Dykstra, L<br>Don Aase, R<br>Roger McDowell, R<br>Mark Carlson, R<br>David West, L<br>Keith Miller, R<br>Randy Wayne, L<br>Rick Aguilera, R | 1-1<br>L5             |                          | 2-2<br>F7             |                                     | 4-0<br>BB             |                                  | 2-1<br>L9             |                                  | 2-2<br>1B<br>2B                       |                                  | 1-1<br>F9            |                                  | 2 0 0 0 0 1 0 0 1<br>0 0 0 0 0 0 0 0 0 0<br>1 0 0 0 0 0 0 0 0 0<br>0 1 0 0 0 0 0 0 0 0<br>0 1 1 1 0 0 0 0 0 0<br>0 0 0 0 0 0 0 0 0 0 | 5                                | 0                     | 1                                | 0                     | 1                                | 2                    | 2                                |                      |                                  |                      |                                  |                                  |                                    |                                  |        |
| Howard Johnson, S<br>OBP: 0.353, SLG: 0.549   | 1-2<br>2B             |                          | 1-1<br>F8             |                                     | 2-3<br>K              |                                  | 2-3<br>K              |                                  | 4-0<br>1B<br>IBB                      |                                  | 2-0<br>5-3           |                                  | 4 0 1 2 2 0 2<br>0 1 0 0 0 0 0 0   | 5                                | 0                     | 1                                | 0                     | 1                                | 2                    | 2                                |                      |                                  |                      |                                  |                                  |                                    |                                  |        |
| Dave Magadan, L<br>OBP: 0.367, SLG: 0.422<br>Kevin Elster, R<br>OBP: 0.257, SLG: 0.287 (12, PR)   | 0-2<br>P5             |                          | 4-2<br>1-2<br>BB      |                                     | 2-1<br>F7             |                                  |                       | 0-1<br>L7                        | 3-2<br>1-3<br>2-H<br>3-H<br>2-2<br>1B |                                  |                      | 4-0<br>1B<br>BB                  | 4 0 1 2 2 0 2<br>0 1 0 0 0 0 0 0   | 5                                | 1                     | 1                                | 1                     | 1                                | 0                    | 5                                |                      |                                  |                      |                                  |                                  |                                    |                                  |        |
| Darryl Strawberry, L<br>OBP: 0.314, SLG: 0.493  | 4-0<br>IBB            |                          | 1-1<br>G4-3           |                                     |                       | 1-1<br>P6                        |                       | 2-2<br>HR                        | G5-3                                  |                                  |                      | 1-2<br>F9                        | 5 1 1 1 1 0 5  | 5                                | 1                     | 1                                | 1                     | 1                                | 0                    | 5                                |                      |                                  |                      |                                  |                                  |                                    |                                  |        |
| Kevin McReynolds, R<br>OBP: 0.347, SLG: 0.419   | 1-2<br>P3             |                          |                       | 4-2<br>4-3<br>WP<br>FC1-5-2-5<br>BB |                       | 1-1<br>BB<br>1B                  |                       | 0-3<br>K                         |                                       | 1-2<br>L9                        |                      | 2-2<br>F9                        | 5 0 1 0 1 1 3  | 5                                | 0                     | 1                                | 0                     | 1                                | 1                    | 3                                |                      |                                  |                      |                                  |                                  |                                    |                                  |        |
| Lee Mazzilli, S<br>OBP: 0.419, SLG: 0.438   |                       | 3-2<br>E5<br>G6-3        |                       | 2-2<br>SAFE<br>4-3<br>1-3           |                       | 2-3<br>SAFE<br>K                 |                       | 2-3<br>SAFE<br>K                 |                                       | 2-3<br>K                         |                      | 4-0<br>1-2<br>1B<br>BB           | 5 0 0 0 1 3 2  | 5                                | 0                     | 0                                | 0                     | 1                                | 3                    | 2                                |                      |                                  |                      |                                  |                                  |                                    |                                  |        |
| Gregg Jefferies, S<br>OBP: 0.255, SLG: 0.297  |                       | 0-2<br>G6-3<br>1-2f      |                       | 0-0<br>FC1-5-2-5<br>3-H             |                       | 4-1<br>SAFE<br>1-2<br>BB         |                       |                                  | 1-1<br>2B<br>1B<br>1B                 |                                  | 0-0<br>FC6-4<br>1B   | 5 1 3 1 1 0 2                    | 5  | 1                                | 3                     | 1                                | 1                     | 0                                | 2                    |                                  |                      |                                  |                      |                                  |                                  |                                    |                                  |        |
| Mackey Sasser, L<br>OBP: 0.316, SLG: 0.377<br>Barry Lyons, R<br>OBP: 0.321, SLG: 0.388 (6, PH)<br>S: 7, P: 2                                      |                       | 2-2<br>G4-3              |                       | 0-0<br>F8                           |                       | 0-0<br>F8                        |                       |                                  | 0-1<br>F8                             |                                  | 0-0<br>FC6-4<br>1-2f | 2 0 0 0 0 0 1<br>3 0 0 0 0 0 4   | 2  | 0                                | 0                     | 0                                | 0                     | 0                                | 1                    |                                  |                      |                                  |                      |                                  |                                  |                                    |                                  |        |
| Sid Fernandez, L<br>OBP: 0.208, SLG: 0.292<br>Mookie Wilson, S<br>OBP: 0.223, SLG: 0.285 (6, 8)   |                       |                          | 2-0<br>BB<br>1B       |                                     | 1-3<br>K              |                                  | 1-3<br>K              |                                  | 0-1<br>SAFE<br>P4                     |                                  | 2-2<br>L9            | 1 0 1 0 0 0 0<br>4 0 0 0 0 0 2 1 | 1  | 0                                | 1                     | 0                                | 0                     | 0                                | 0                    |                                  |                      |                                  |                      |                                  |                                  |                                    |                                  |        |
| <b>Inning Stats</b>   | R: 0<br>E: 0<br>K: 14 | H: 1<br>LOB: 2<br>BB: 21 | R: 0<br>E: 1<br>K: 11 | H: 0<br>LOB: 0<br>BB: 0<br>P: 16    | R: 0<br>E: 0<br>K: 10 | H: 1<br>LOB: 2<br>BB: 1<br>P: 20 | R: 0<br>E: 0<br>K: 10 | H: 0<br>LOB: 1<br>BB: 1<br>P: 13 | R: 0<br>E: 0<br>K: 8                  | H: 0<br>LOB: 1<br>BB: 1<br>P: 17 | R: 0<br>E: 0<br>K: 1 | H: 1<br>LOB: 2<br>BB: 1<br>P: 17 | R: 0<br>E: 0<br>K: 12  | H: 0<br>LOB: 0<br>BB: 0<br>P: 17 | R: 1<br>E: 0<br>K: 11 | H: 1<br>LOB: 0<br>BB: 0<br>P: 15 | R: 2<br>E: 0<br>K: 17 | H: 3<br>LOB: 2<br>BB: 1<br>P: 29 | R: 0<br>E: 0<br>K: 1 | H: 1<br>LOB: 1<br>BB: 0<br>P: 12 | R: 0<br>E: 0<br>K: 6 | H: 0<br>LOB: 0<br>BB: 0<br>P: 11 | R: 1<br>E: 0<br>K: 8 | H: 1<br>LOB: 2<br>BB: 2<br>P: 19 | 1B: 6<br>2B: 2<br>3B: 0<br>HR: 1 | SF: 0<br>SAC: 0<br>DP: 1<br>HBP: 0 | WP: 1<br>PB: 0<br>SB: 0<br>CS: 0 | PA: 52 |
| <b>PITCHER</b>  | IP                    | WLS                      | BF                    | H                                   | R                     | ER                               | SO                    | BB                               | IBB                                   | HBP                              | BLK                  | WP                               | HR   | S                                | P                     | ERA                              | WHIP                  |                                  |                      |                                  |                      |                                  |                      |                                  |                                  |                                    |                                  |        |
| Greg Maddux, R<br>ERA: 3.24   | (1, 1)                | 5.0                      |                       | 21                                  | 2                     | 0                                | 2                     | 3                                | 1                                     | 0                                | 0                    | 1                                | 0  | 50                               | 87                    | 0.00                             | 1.000                 |                                  |                      |                                  |                      |                                  |                      |                                  |                                  |                                    |                                  |        |
| Steve Wilson, L<br>ERA: 3.0   | (6, 1)                | 3.0                      |                       | 12                                  | 2                     | 1                                | 5                     | 1                                | 0                                     | 0                                | 0                    | 0                                | 1  | 32                               | 49                    | 3.00                             | 1.000                 |                                  |                      |                                  |                      |                                  |                      |                                  |                                  |                                    |                                  |        |
| Mitch Williams, L<br>ERA: 2.36  | (9, 1)                | 1.0                      |                       | 7                                   | 3                     | 2                                | 0                     | 0                                | 1                                     | 0                                | 0                    | 0                                | 0  | 17                               | 29                    | 18.00                            | 3.000                 |                                  |                      |                                  |                      |                                  |                      |                                  |                                  |                                    |                                  |        |
| Jeff Pico, R<br>ERA: 3.31   | (10, 1)               | 1.0                      |                       | 4                                   | 1                     | 0                                | 1                     | 0                                | 0                                     | 0                                | 0                    | 0                                | 0  | 9                                | 12                    | 0.00                             | 1.000                 |                                  |                      |                                  |                      |                                  |                      |                                  |                                  |                                    |                                  |        |
| Pat Perry, L<br>ERA: 1.87   | (11, 1)               | 1.2                      | L                     | 8                                   | 1                     | 1                                | 0                     | 2                                | 0                                     | 0                                | 0                    | 0                                | 0  | 14                               | 30                    | 5.40                             | 1.800                 |                                  |                      |                                  |                      |                                  |                      |                                  |                                  |                                    |                                  |        |

Chicago Cubs @ New York Mets  
Shea Stadium, Flushing, NY  
Thu Jun 15 1989, 7:05 PM EDT  
Att: 24,689 - Unknown - 60 F

|     |    |
|-----|----|
| AB  | 44 |
| R   | 4  |
| H   | 9  |
| RBI | 4  |
| BB  | 8  |
| SO  | 8  |
| LOB | 23 |



| Batter  | 1                             | 2                                | 3                             | 4                                | 5                            | 6                                | 7                             | 8                                | 9                             | AB                               | R                            | H                                | RBI                          | BB                               | SO                            | LOB                              | TOP                           |                                  |                                  |                                    |                                  |        |  |  |  |  |  |
|---|-------------------------------|----------------------------------|-------------------------------|----------------------------------|------------------------------|----------------------------------|-------------------------------|----------------------------------|-------------------------------|----------------------------------|------------------------------|----------------------------------|------------------------------|----------------------------------|-------------------------------|----------------------------------|-------------------------------|----------------------------------|----------------------------------|------------------------------------|----------------------------------|--------|--|--|--|--|--|
| Mookie Wilson, S<br>OBP: 0.233, SLG: 0.288<br>(1, 8)<br>(7, 9)  |                               |                                  |                               |                                  |                              |                                  |                               |                                  |                               | 5                                | 2                            | 2                                | 1                            | 0                                | 1                             | 4                                |                               |                                  |                                  |                                    |                                  |        |  |  |  |  |  |
| Howard Johnson, S<br>OBP: 0.352, SLG: 0.552<br>(1, 5)<br>(8, 6)   |                               |                                  |                               |                                  |                              |                                  |                               |                                  |                               | 6                                | 1                            | 2                                | 1                            | 0                                | 1                             | 2                                |                               |                                  |                                  |                                    |                                  |        |  |  |  |  |  |
| Kevin McReynolds, R<br>OBP: 0.355, SLG: 0.429<br>(1, 7)   |                               |                                  |                               |                                  |                              |                                  |                               |                                  |                               | 5                                | 2                            | 3                                | 2                            | 1                                | 0                             | 0                                |                               |                                  |                                  |                                    |                                  |        |  |  |  |  |  |
| Darryl Strawberry, L<br>OBP: 0.316, SLG: 0.493<br>Randy Myers, L<br>(1, 9)<br>(7, 1)  |                               |                                  |                               |                                  |                              |                                  |                               |                                  |                               | 4                                | 1                            | 1                                | 0                            | 1                                | 1                             | 3                                |                               |                                  |                                  |                                    |                                  |        |  |  |  |  |  |
| Gregg Jefferies, S<br>OBP: 0.262, SLG: 0.315<br>(1, 4)  |                               |                                  |                               |                                  |                              |                                  |                               |                                  |                               | 5                                | 3                            | 2                                | 4                            | 1                                | 0                             | 2                                |                               |                                  |                                  |                                    |                                  |        |  |  |  |  |  |
| Dave Magadan, L<br>OBP: 0.378, SLG: 0.439<br>(1, 3)<br>(8, 5)   |                               |                                  |                               |                                  |                              |                                  |                               |                                  |                               | 4                                | 2                            | 2                                | 1                            | 2                                | 0                             | 1                                |                               |                                  |                                  |                                    |                                  |        |  |  |  |  |  |
| Barry Lyons, R<br>OBP: 0.319, SLG: 0.377<br>Lee Mazzilli, S<br>OBP: 0.422, SLG: 0.424<br>(1, 2)<br>(8, PH)<br>(8, 3)  |                               |                                  |                               |                                  |                              |                                  |                               |                                  |                               | 3                                | 0                            | 0                                | 0                            | 1                                | 1                             | 4                                | AB 43                         |                                  |                                  |                                    |                                  |        |  |  |  |  |  |
| Kevin Elster, R<br>OBP: 0.282, SLG: 0.292<br>Mackey Sasser, L<br>OBP: 0.328, SLG: 0.407<br>(1, 6)<br>(8, PH)<br>(8, 2)  |                               |                                  |                               |                                  |                              |                                  |                               |                                  |                               | 4                                | 1                            | 2                                | 2                            | 0                                | 1                             | 3                                | R 15                          |                                  |                                  |                                    |                                  |        |  |  |  |  |  |
| David Cone, L<br>OBP: 0.250, SLG: 0.192<br>Roger McDowell, R<br>OBP: 0.500, SLG: 0.500<br>Mark Carreon, R<br>OBP: 0.250, SLG: 0.522<br>Don Aase, R<br>Lenny Dykstra, L<br>OBP: 0.362, SLG: 0.410<br>(1, 1)<br>(3, 1)<br>(6, PH)<br>(6, 1)<br>(7, 8) |                               |                                  |                               |                                  |                              |                                  |                               |                                  |                               | 1                                | 0                            | 0                                | 0                            | 0                                | 0                             | 0                                | H 17                          |                                  |                                  |                                    |                                  |        |  |  |  |  |  |
| <b>Inning Stats</b>   | R: 8<br>E: 0<br>K: 1<br>S: 30 | H: 8<br>LOB: 2<br>BB: 2<br>P: 52 | R: 0<br>E: 0<br>K: 2<br>S: 13 | H: 0<br>LOB: 3<br>BB: 3<br>P: 28 | R: 1<br>E: 0<br>K: 1<br>S: 9 | H: 2<br>LOB: 2<br>BB: 1<br>P: 19 | R: 0<br>E: 0<br>K: 0<br>S: 10 | H: 0<br>LOB: 0<br>BB: 0<br>P: 13 | R: 0<br>E: 0<br>K: 0<br>S: 10 | H: 1<br>LOB: 1<br>BB: 0<br>P: 15 | R: 1<br>E: 0<br>K: 1<br>S: 9 | H: 3<br>LOB: 1<br>BB: 0<br>P: 12 | R: 0<br>E: 0<br>K: 1<br>S: 8 | H: 0<br>LOB: 0<br>BB: 0<br>P: 10 | R: 3<br>E: 1<br>K: 0<br>S: 14 | H: 1<br>LOB: 1<br>BB: 1<br>P: 21 | R: 2<br>E: 1<br>K: 1<br>S: 13 | H: 2<br>LOB: 0<br>BB: 0<br>P: 19 | 1B: 9<br>2B: 6<br>3B: 1<br>HR: 1 | SF: 1<br>SAC: 0<br>DP: 0<br>HBP: 1 | WP: 2<br>PB: 0<br>SB: 2<br>CS: 0 | PA: 52 |  |  |  |  |  |
| <b>PITCHER</b>  | IP                            | WLS                              | BF                            | H                                | R                            | ER                               | SO                            | BB                               | IBB                           | HBP                              | BLK                          | WP                               | HR                           | S                                | P                             | ERA                              | WHIP                          |                                  |                                  |                                    |                                  |        |  |  |  |  |  |
| Bruce Ruffin, L<br>ERA: 9.74<br>(1, 1)  | 1.0                           |                                  | 15                            | 8                                | 8                            | 8                                | 1                             | 4                                | 0                             | 0                                | 0                            | 2                                | 0                            | 33                               | 63                            | 72.00                            | 12.000                        |                                  |                                  |                                    |                                  |        |  |  |  |  |  |
| Greg Harris, R<br>ERA: 3.38<br>(2, 1)   | 2.0                           |                                  | 10                            | 2                                | 1                            | 1                                | 3                             | 1                                | 1                             | 0                                | 0                            | 0                                | 0                            | 19                               | 36                            | 4.50                             | 1.500                         |                                  |                                  |                                    |                                  |        |  |  |  |  |  |
| Don Carman, L<br>ERA: 5.26<br>(4, 1)  | 3.0                           |                                  | 12                            | 4                                | 1                            | 1                                | 1                             | 0                                | 0                             | 0                                | 0                            | 0                                | 0                            | 29                               | 40                            | 3.00                             | 1.333                         |                                  |                                  |                                    |                                  |        |  |  |  |  |  |
| Jeff Parrett, R<br>ERA: 4.37<br>(7, 1)  | 1.0                           |                                  | 4                             | 0                                | 1                            | 1                                | 1                             | 0                                | 0                             | 0                                | 0                            | 0                                | 0                            | 11                               | 14                            | 9.00                             | 0.000                         |                                  |                                  |                                    |                                  |        |  |  |  |  |  |
| Steve Bedrosian, R<br>ERA: 3.21<br>(8, 1)   | 2.0                           | L                                | 11                            | 3                                | 4                            | 3                                | 1                             | 1                                | 0                             | 1                                | 0                            | 0                                | 1                            | 24                               | 36                            | 13.50                            | 2.000                         |                                  |                                  |                                    |                                  |        |  |  |  |  |  |

**New York Mets @ Philadelphia Phillies**  
**Veterans Stadium, Philadelphia, PA**  
 Fri Jun 16 1989, 7:05 PM EDT  
 Att: 33,135 - Unknown

livebaseballscorecards.com

AB 43  
 R 15  
 H 17  
 RBI 13  
 BB 7  
 SO 7  
 LOB 23



| Batter  | 1               | 2         | 3                     | 4                          | 5                        | 6               | 7                       | 8         | 9         | AB | R | H | RBI | BB | SO | LOB |
|---|-----------------|-----------|-----------------------|----------------------------|--------------------------|-----------------|-------------------------|-----------|-----------|----|---|---|-----|----|----|-----|
| Randy Ready, R<br>OBP: 0.390, SLG: 0.403 (1, 5)           | 1-1<br>HR       | 0-1<br>P6 |                       | 2-0<br>1B<br>HBP           | 2-2<br>1B                | 1-1<br>FC6-4    |                         | 1-3<br>K  |           | 5  | 2 | 2 | 1   | 0  | 1  | 4   |
| Tom Herr, S<br>OBP: 0.335, SLG: 0.362 (1, 4)              | 0-1<br>3B<br>2B | 1-3<br>K  |                       | 0-0<br>1B<br>FC6-4         | 1-0<br>L7                |                 | 1-0<br>F9               |           | 3-1<br>L6 | 6  | 2 | 2 | 0   | 0  | 1  | 2   |
| Von Hayes, L<br>OBP: 0.440, SLG: 0.565 (1, 9)             | 2-1<br>P4       |           | 4-0<br>F9<br>PB<br>BB | 4-1<br>FC6-4<br>G3-1<br>BB | 4-2<br>BB                |                 | 2-2<br>G4-3<br>3B<br>2B |           | 2-3<br>K  | 3  | 3 | 1 | 0   | 3  | 1  | 1   |
| John Kruk, L<br>OBP: 0.338, SLG: 0.333 (1, 7)<br>(8, 3)   | 2-1<br>1B<br>3B |           | 4-2<br>PB<br>1B<br>BB | 0-1<br>FC6-4<br>1B         | 2-1<br>F8                |                 | 1-1<br>G4-3             |           | 2-1<br>F7 | 5  | 2 | 2 | 2   | 1  | 0  | 4   |
| Juan Samuel, R<br>OBP: 0.307, SLG: 0.400 (1, 8)           | 0-1<br>HR<br>1B |           | 1-1<br>F9             | 1-2<br>FC6-4<br>G3-1       |                          | 0-3<br>K        |                         | 0-0<br>3B |           | 5  | 1 | 2 | 3   | 0  | 1  | 4   |
| Ricky Jordan, R<br>OBP: 0.291, SLG: 0.333 (1, 3)          | 0-1<br>HR       |           | 2-2<br>P6             | 0-0<br>G3-1                |                          | 1-3<br>K        |                         | 0-3<br>K  |           | 5  | 1 | 1 | 3   | 0  | 2  | 4   |
| Dickie Thon, R<br>OBP: 0.297, SLG: 0.365 (1, 6)           | 2-2<br>G4-3     |           | 1-1<br>BB<br>1B       | 3-1<br>G5-3                |                          | 0-2<br>BB<br>2B |                         | 0-2<br>F8 |           | 5  | 0 | 2 | 1   | 0  | 0  | 1   |
| Darren Daulton, L<br>OBP: 0.296, SLG: 0.354 (1, 2)        | 1-1<br>G3       |           | 4-2<br>BB             |                            | 4-2<br>BB<br>SH5-3<br>BB |                 | 4-0<br>BB<br>IBB        |           | 1-2<br>1B | 1  | 0 | 0 | 0   | 3  | 0  | 0   |
| Steve Lake, R<br>OBP: 0.344, SLG: 0.373 (8, PH)<br>(9, 2) |                 |           | 1-2<br>BB             |                            |                          |                 |                         |           |           | 1  | 0 | 1 | 0   | 0  | 0  | 0   |
| Bruce Ruffin, S<br>OBP: 0.490, SLG: 0.250 (1, 1)          |                 |           | 3-2<br>G3-1           |                            | 0-2<br>SH5-3             |                 | 4-1<br>FC6-4<br>BB      |           | 2-0<br>F8 | 0  | 0 | 0 | 0   | 0  | 0  | 0   |
| Greg Harris, S<br>OBP: 0.265, SLG: 0.303 (2, 1)           |                 |           |                       |                            |                          |                 |                         |           |           | 1  | 0 | 0 | 0   | 0  | 0  | 0   |
| Mark Ryal, L<br>OBP: 0.265, SLG: 0.303 (3, PH)            |                 |           |                       |                            |                          |                 |                         |           |           | 1  | 0 | 0 | 0   | 0  | 0  | 2   |
| Don Carman, L<br>OBP: 0.227, SLG: 0.348 (4, 1)            |                 |           |                       |                            |                          |                 |                         |           |           | 0  | 0 | 0 | 0   | 0  | 0  | 0   |
| Curt Ford, L<br>OBP: 0.227, SLG: 0.348 (6, PH)            |                 |           |                       |                            |                          |                 |                         |           |           | 0  | 0 | 0 | 0   | 1  | 0  | 0   |
| Jeff Parrett, R<br>OBP: 0.246, SLG: 0.240 (7, 1)          |                 |           |                       |                            |                          |                 |                         |           |           | 0  | 0 | 0 | 0   | 0  | 0  | 0   |
| Steve Bedrosian, R<br>OBP: 0.246, SLG: 0.240 (8, 1)       |                 |           |                       |                            |                          |                 |                         |           |           | 0  | 0 | 0 | 0   | 0  | 0  | 0   |
| Bob Demier, R<br>OBP: 0.246, SLG: 0.240 (8, 7)            |                 |           |                       |                            |                          |                 |                         |           |           | 1  | 0 | 0 | 0   | 0  | 0  | 1   |

| Inning Stats | R: 5 | H: 5 | E: 0 | K: 0 | S: 17 | LOB: 0 | BB: 0 | P: 25 | R: 0 | H: 0 | E: 0 | K: 1 | S: 6 | LOB: 0 | BB: 0 | P: 7 | R: 2 | H: 1 | E: 0 | K: 0 | S: 15 | LOB: 2 | BB: 3 | P: 34 | R: 3 | H: 2 | E: 0 | K: 0 | S: 10 | LOB: 1 | BB: 1 | P: 20 | R: 0 | H: 1 | E: 0 | K: 2 | S: 14 | LOB: 3 | BB: 2 | P: 27 | R: 0 | H: 1 | E: 0 | K: 1 | S: 12 | LOB: 3 | BB: 2 | P: 22 | R: 1 | H: 2 | E: 0 | K: 1 | S: 11 | LOB: 1 | BB: 0 | P: 15 | R: 0 | H: 1 | E: 0 | K: 1 | S: 11 | LOB: 1 | BB: 0 | P: 15 | R: 0 | H: 0 | E: 0 | K: 1 | S: 8 | LOB: 0 | BB: 0 | P: 15 | 1B: 6 | SF: 0 | 2B: 3 | SAC: 1 | 3B: 2 | DP: 0 | HR: 2 | HBP: 1 | WP: 0 | PA: 49 |
|--------------|------|------|------|------|-------|--------|-------|-------|------|------|------|------|------|--------|-------|------|------|------|------|------|-------|--------|-------|-------|------|------|------|------|-------|--------|-------|-------|------|------|------|------|-------|--------|-------|-------|------|------|------|------|-------|--------|-------|-------|------|------|------|------|-------|--------|-------|-------|------|------|------|------|-------|--------|-------|-------|------|------|------|------|------|--------|-------|-------|-------|-------|-------|--------|-------|-------|-------|--------|-------|--------|
|--------------|------|------|------|------|-------|--------|-------|-------|------|------|------|------|------|--------|-------|------|------|------|------|------|-------|--------|-------|-------|------|------|------|------|-------|--------|-------|-------|------|------|------|------|-------|--------|-------|-------|------|------|------|------|-------|--------|-------|-------|------|------|------|------|-------|--------|-------|-------|------|------|------|------|-------|--------|-------|-------|------|------|------|------|------|--------|-------|-------|-------|-------|-------|--------|-------|-------|-------|--------|-------|--------|

| PITCHER                               | IP  | WLS | BF | H | R | ER | SO | BB | IBB | HBP | BLK | WP | HR | S  | P  | ERA   | WHIP  |
|---------------------------------------|-----|-----|----|---|---|----|----|----|-----|-----|-----|----|----|----|----|-------|-------|
| David Cone, R<br>ERA: 4.93 (1, 1)     | 2.2 |     | 16 | 6 | 7 | 6  | 1  | 2  | 0   | 0   | 0   | 0  | 2  | 32 | 53 | 20.25 | 3.000 |
| Roger McDowell, R<br>ERA: 3.31 (3, 1) | 2.1 |     | 15 | 3 | 3 | 3  | 0  | 4  | 0   | 1   | 0   | 0  | 0  | 30 | 60 | 11.57 | 3.000 |
| Don Aase, R<br>ERA: 3.0 (6, 1)        | 1.1 |     | 8  | 2 | 1 | 1  | 2  | 1  | 1   | 0   | 0   | 0  | 0  | 16 | 29 | 6.75  | 2.250 |
| Randy Myers, L<br>ERA: 1.13 (7, 1)    | 2.2 | W   | 10 | 2 | 0 | 0  | 3  | 0  | 0   | 0   | 0   | 0  | 0  | 26 | 38 | 0.00  | 0.750 |

**NEW YORK METS @ PHILADELPHIA PHILLIES**  
**Veterans Stadium, Philadelphia, PA**  
 Fri Jun 16 1989, 7:05 PM EDT  
 Att. 33,135 - Unknown

|            |           |
|------------|-----------|
| <b>AB</b>  | <b>39</b> |
| <b>R</b>   | <b>11</b> |
| <b>H</b>   | <b>13</b> |
| <b>RBI</b> | <b>10</b> |
| <b>BB</b>  | <b>8</b>  |
| <b>SO</b>  | <b>6</b>  |
| <b>LOB</b> | <b>23</b> |

| Batter   | 1   | 2   | 3   | 4  | 5   | 6   | 7   | 8  | 9  | AB R H RBI BB SO LOB                                       | TOP  |
|--|---|---|---|--|---|---|---|--|--|--|--|
| Mookie Wilson, S<br>OBP: 0.227, SLG: 0.281<br>(1, 8)<br>(8, 9)   | 1-0<br>G6-3   |   | 2-1<br>G6-3   |  | 0-2<br>P4   |   |   | 2-0<br>P4  |  | 4 0 0 0 0 0 2  |  |
| Mark Carreon, R<br>OBP: 0.250, SLG: 0.481<br>Lenny Dykstra, L<br>OBP: 0.362, SLG: 0.410<br>(1, 9)<br>(8, PR)<br>(8, 8) | 0-2<br>G5-3   |   | 2-2<br>G4-3   |  | 1-2<br>FC5-4  |   |   | 1-0<br>BB<br>1B                                      |  | 4 0 1 0 0 0 2<br>0 0 0 0 0 0 0                             |  |
| Howard Johnson, S<br>OBP: 0.351, SLG: 0.546<br>(1, 5)  | 3-2<br>2B<br>1B                                       |   |   | 0-0<br>F7  |   | 1-3<br>K  |   | 0-0<br>P4  |  | 4 1 1 0 0 1 1  |  |
| Kevin McReynolds, R<br>OBP: 0.357, SLG: 0.432<br>(1, 7)  | 0-1<br>1-H<br>2B                                      |   |   | 3-1<br>F8  |   | 3-2<br>F8   |   | 4-0<br>FC6-4<br>BB                                   |  | 3 0 1 1 1 0 0  |  |
| Gregg Jefferies, S<br>OBP: 0.262, SLG: 0.314<br>(1, 4)   | 2-0<br>G5-3   |   |   | 1-0<br>E6  |   | 1-1<br>FC6<br>1B                                      |   | 1-2<br>FC6-4   |  | 4 0 1 0 0 0 3  |  |
| Dave Magadan, L<br>OBP: 0.375, SLG: 0.434<br>(1, 3)  |   | 0-1<br>G3   |   | 0-1<br>G4-3  |   | 1-1<br>FC6  |   | 1-0<br>G5-4-3<br>1B                                  |  | 4 0 1 0 0 0 2  |  |
| Barry Lyons, R<br>OBP: 0.316, SLG: 0.382<br>(1, 2)   |   | 0-0<br>G4-3   |   |  | 3-1<br>FC5-6<br>2B                                    |   | 0-1<br>G6-3   |  | 2-0<br>G5-4-3  | 4 0 1 0 0 0 1  | AB 34<br>R 1<br>H 7<br>RBI 1<br>BB 2<br>SO 1<br>LOB 14 |
| Kevin Elster, R<br>OBP: 0.267, SLG: 0.292<br>(1, 6)  |   | 1-1<br>L7   |   |  | 0-0<br>FC5-6<br>1B                                    |   | 2-1<br>F9   |  | 4-0<br>BB  | 3 0 1 0 1 0 0  |  |
| Bob Ojeda, L<br>OBP: 0.167, SLG: 0.138<br>(1, 1)   |   |   | 0-2<br>P6   |  | 0-0<br>FC5-6  |   | 0-0<br>G6-3   |  | 0-0<br>G1-3  | 4 0 0 0 0 0 3  |  |
| <b>Inning Stats</b>  | R: 1 H: 2<br>E: 0 LOB: 1<br>K: 0 BB: 0<br>S: 12 P: 18 | R: 0 H: 0<br>E: 0 LOB: 0<br>K: 0 BB: 0<br>S: 5 P: 6 | R: 0 H: 0<br>E: 0 LOB: 0<br>K: 0 BB: 0<br>S: 10 P: 14 | R: 0 H: 0<br>E: 1 LOB: 1<br>K: 0 BB: 0<br>S: 6 P: 10 | R: 0 H: 2<br>E: 0 LOB: 2<br>K: 0 BB: 0<br>S: 11 P: 15 | R: 0 H: 1<br>E: 0 LOB: 1<br>K: 1 BB: 0<br>S: 13 P: 19 | R: 0 H: 0<br>E: 0 LOB: 0<br>K: 0 BB: 0<br>S: 5 P: 7 | R: 0 H: 1<br>E: 0 LOB: 2<br>K: 0 BB: 1<br>S: 6 P: 14 | R: 0 H: 1<br>E: 0 LOB: 1<br>K: 0 BB: 1<br>S: 3 P: 10 | 1B: 5 SF: 0<br>2B: 2 SAC: 0<br>3B: 0 DP: 1<br>HR: 0 HBP: 0 | WP: 0 PA: 36<br>PB: 0<br>SB: 0<br>CS: 0                |
| <b>PITCHER</b><br>Larry McWilliams, L<br>ERA: 3.65<br>(1, 1)   | IP WLS BF H R ER SO BB IBB HBP BLK WP HR S P ERA WHIP |   |   |  |   |   |   |  |  |  |  |
|  | 9.0 L 36 7 1 1 1 2 0 0 0 0 0 0 71 113 1.00 1.000      |   |   |  |   |   |   |  |  |  |  |

New York Mets @ Philadelphia Phillies  
Veterans Stadium, Philadelphia, PA  
Sat Jun 17 1989, 7:05 PM EDT  
Att. 46,570 - Unknown

livebaseballscorecards.com





| Batter   | 1                 | 2 | 3                   | 4              | 5               | 6           | 7         | 8 | 9                    | AB R H RBI BB SO LOB           |
|--|-------------------|---|---------------------|----------------|-----------------|-------------|-----------|---|----------------------|--------------------------------|
| Steve Jeltz, S<br>OBP: 0.375, SLG: 0.388 (1, 5)      | 1-1<br>G6-3       |   | 0-1<br>F8           |                |                 | 2-2<br>G3   |           |   | 2-2<br>FC5-4<br>1B   | 4 0 1 0 0 0 0                  |
| Tom Herr, S<br>OBP: 0.333, SLG: 0.364 (1, 4)         | 1-1<br>G3-1<br>2B |   |                     | 2-3<br>K       |                 | 1-2<br>G5-3 |           |   | 3-1<br>FC5-4<br>1-2f | 4 0 1 0 0 1 1                  |
| Von Hayes, L<br>OBP: 0.433, SLG: 0.554 (1, 9)        | 3-1<br>G3-1       |   |                     | 2-1<br>P4      |                 |             | 0-0<br>G3 |   | 0-0<br>F8            | 4 0 0 0 0 0 2                  |
| Juan Samuel, R<br>OBP: 0.307, SLG: 0.396 (1, 8)      | 2-3<br>K          |   |                     | 4-1<br>S<br>BB |                 |             | 0-2<br>L9 |   |                      | 2 0 0 0 1 1 1                  |
| John Kruk, L<br>OBP: 0.338, SLG: 0.333 (1, 7)        |                   |   | 0-1<br>G6-3<br>1B   |                | 3-3<br>K<br>1-2 |             | 0-3<br>K  |   |                      | 3 0 1 0 0 2 1                  |
| Ricky Jordan, R<br>OBP: 0.287, SLG: 0.327 (1, 3)     |                   |   | 1-0<br>G6-3<br>1-2f |                |                 | 2-2<br>G4-3 |           |   | 3-1<br>G6-3          | 3 0 0 0 0 0 1                  |
| Dickie Thon, R<br>OBP: 0.293, SLG: 0.359 (1, 6)      |                   |   | 1-1<br>F7           |                |                 | 0-2<br>P4   |           |   | 1-2<br>G6-3          | 3 0 0 0 0 0 0                  |
| Steve Lake, R<br>OBP: 0.333, SLG: 0.360 (1, 2)       |                   |   |                     |                |                 | 0-0<br>G4-3 |           |   | 3-2<br>P5            | 3 0 0 0 0 0 0                  |
| Larry McWilliams, L<br>OBP: 0.111, SLG: 0.111 (1, 1) |                   |   | 0-3<br>K            |                |                 |             | 0-2<br>F7 |   | 2-3<br>K             | 2 0 0 0 0 1 0<br>1 0 0 0 0 1 0 |
| Bob Demier, R<br>OBP: 0.243, SLG: 0.238 (9, PH)      |                   |   |                     |                |                 |             |           |   |                      |                                |

|  |                              |                                  |                              |                                 |                              |                                 |                               |                                  |                              |                                 |                              |                                  |                              |                                 |                              |                                  |                               |                                  |                                  |                                    |          |          |         |         |         |          |             |               |  |  |  |  |
|--|------------------------------|----------------------------------|------------------------------|---------------------------------|------------------------------|---------------------------------|-------------------------------|----------------------------------|------------------------------|---------------------------------|------------------------------|----------------------------------|------------------------------|---------------------------------|------------------------------|----------------------------------|-------------------------------|----------------------------------|----------------------------------|------------------------------------|----------|----------|---------|---------|---------|----------|-------------|---------------|--|--|--|--|
| <b>Inning Stats</b>                                | R: 0<br>E: 0<br>K: 1<br>S: 9 | H: 1<br>LOB: 1<br>BB: 0<br>P: 16 | R: 0<br>E: 0<br>K: 0<br>S: 5 | H: 1<br>LOB: 0<br>BB: 0<br>P: 7 | R: 0<br>E: 0<br>K: 1<br>S: 7 | H: 0<br>LOB: 0<br>BB: 0<br>P: 8 | R: 0<br>E: 0<br>K: 2<br>S: 10 | H: 0<br>LOB: 1<br>BB: 1<br>P: 21 | R: 0<br>E: 0<br>K: 0<br>S: 7 | H: 0<br>LOB: 0<br>BB: 0<br>P: 9 | R: 0<br>E: 0<br>K: 0<br>S: 9 | H: 0<br>LOB: 0<br>BB: 0<br>P: 12 | R: 0<br>E: 0<br>K: 1<br>S: 7 | H: 0<br>LOB: 0<br>BB: 0<br>P: 7 | R: 0<br>E: 0<br>K: 0<br>S: 8 | H: 0<br>LOB: 0<br>BB: 0<br>P: 15 | R: 0<br>E: 0<br>K: 1<br>S: 10 | H: 1<br>LOB: 1<br>BB: 0<br>P: 17 | 1B: 2<br>2B: 1<br>3B: 0<br>HR: 0 | SF: 0<br>SAC: 0<br>DP: 1<br>HBP: 0 |          |          |         |         |         |          |             |               |  |  |  |  |
| <b>PITCHER</b><br>Bob Ojeda, L<br>ERA: 3.13 (1, 1) | IP<br>9.0                    | WLS<br>W                         | BF<br>30                     | H<br>3                          | R<br>0                       | ER<br>0                         | SO<br>6                       | BB<br>1                          | IBB<br>0                     | HBP<br>0                        | BLK<br>0                     | WP<br>0                          | HR<br>0                      | S<br>72                         | P<br>112                     | ERA<br>0.00                      | WHIP<br>0.444                 |                                  |                                  |                                    |          |          |         |         |         |          |             |               |  |  |  |  |
|  |                              |                                  |                              |                                 |                              |                                 |                               |                                  |                              |                                 | <b>PITCHER</b>               | IP<br>9.0                        | WLS<br>W                     | BF<br>30                        | H<br>3                       | R<br>0                           | ER<br>0                       | SO<br>6                          | BB<br>1                          | IBB<br>0                           | HBP<br>0 | BLK<br>0 | WP<br>0 | HR<br>0 | S<br>72 | P<br>112 | ERA<br>0.00 | WHIP<br>0.444 |  |  |  |  |


**BOTTOM**

**New York Mets @ Philadelphia Phillies**  
Veterans Stadium, Philadelphia, PA

Sat Jun 17 1989, 7:05 PM EDT  
Att. 46,570 - Unknown

livebaseballscorecards.com

|            |           |
|------------|-----------|
| <b>AB</b>  | <b>29</b> |
| <b>R</b>   | <b>0</b>  |
| <b>H</b>   | <b>3</b>  |
| <b>RBI</b> | <b>0</b>  |
| <b>BB</b>  | <b>1</b>  |
| <b>SO</b>  | <b>6</b>  |
| <b>LOB</b> | <b>6</b>  |



|       |        |
|-------|--------|
| WP: 0 | PA: 30 |
| PB: 0 |        |
| SB: 1 |        |
| CS: 0 |        |

| Batter  | 1  | 2   | 3   | 4  | 5   | 6  | 7  | 8  | 9   | AB   | R  | H  | RBI | BB | SO | LOB  | TOP   |  |
|---|--|---|---|--|---|--|--|--|---|--|--|----|-----|----|----|------|-------|--|
| Lenny Dykstra, L (1, 8)<br>OBP: 0.362, SLG: 0.415<br>Barry Lyons, R (7, PH)<br>OBP: 0.314, SLG: 0.378<br>(7, 2)   | 2-2<br>2B  |   | 0-1<br>F8   |  | 3-3<br>K  |  | 2-0<br>L7  |  |   | 0  | 0  | 0  | 0   | 0  | 0  | 0    |       |  |
| Dave Magadan, L (1, 5)<br>OBP: 0.372, SLG: 0.449  | 0-0<br>B1  |   | 1-1<br>F8   |  |   | 3-1<br>HR  |  | 2-1<br>G1-3  |   | 4  | 1  | 1  | 1   | 0  | 0  | 1    |       |  |
| Howard Johnson, S (1, 6)<br>OBP: 0.357, SLG: 0.562  | 2-2<br>F9  |   | 2-2<br>HR   |  |   | 4-0<br>G5-4-3<br>BB  |  | 0-0<br>G4-3<br>WP<br>1B  |   | 3  | 2  | 2  | 1   | 1  | 0  | 1    |       |  |
| Kevin McReynolds, R (1, 7)<br>OBP: 0.351, SLG: 0.424  | 2-0<br>G1-3  |   | 1-3<br>K  |  |   | 0-1<br>G5-4-3<br>1-2f  |  | 1-0<br>G4-3  |   | 4  | 0  | 0  | 0   | 0  | 0  | 1    | 3     |  |
| Gregg Jefferies, S (1, 4)<br>OBP: 0.257, SLG: 0.308<br>Randy Myers, L (8, 1)  |  | 1-2<br>F8   |   | 1-3<br>K   |   | 0-1<br>G4-3  |  | 2-2<br>F8<br>3-H   |   | 4  | 0  | 0  | 0   | 0  | 1  | 0    |       |  |
| Lee Mazzilli, S (1, 3)<br>OBP: 0.368, SLG: 0.378  |  | 2-3<br>K  |   | 1-3<br>K   |   |  | 2-3<br>K   |  | 0-0<br>G4-3   | 4  | 0  | 0  | 0   | 0  | 3  | 0    |       |  |
| Mookie Wilson, S (1, 9)<br>OBP: 0.233, SLG: 0.292<br>(7, 8)   |  | 0-1<br>2B   |   | 1-0<br>G6-3  |   |  | 0-1<br>1B<br>FC6-4<br>1B   |  | 0-1<br>F8   | 4  | 2  | 2  | 0   | 0  | 0  | 0    |       |  |
| Mackey Sasser, L (1, 2)<br>OBP: 0.344, SLG: 0.439<br>Keith Miller, R (7, PR)<br>OBP: 0.211, SLG: 0.278<br>David Cone, L (7, 1)<br>OBP: 0.250, SLG: 0.192<br>Jeff McKnight, S (8, 4)<br>OBP: 0.357, SLG: 0.250 |  | 1-1<br>2B   |   |  | 0-0<br>L4   |  | 0-0<br>FC6-4<br>1B   |  | 2-2<br>G4-3   | 3  | 0  | 2  | 1   | 0  | 0  | 0    |       |  |
| Ron Darling, R (1, 1)<br>OBP: 0.100, SLG: 0.133<br>David West, L (3, 1)<br>Darryl Strawberry, L (7, PH)<br>OBP: 0.314, SLG: 0.491<br>(7, 9)   |  | 3-3<br>K  |   |  | 0-0<br>G3   |  | 1-0<br>FC6-4<br>1-2f<br>3-H                                      |  |   | 1  | 0  | 0  | 0   | 0  | 1  | 1    |       |  |
| <b>Inning Stats</b>   | R: 0<br>E: 0<br>K: 0<br>S: 8<br>H: 1<br>LOB: 1<br>BB: 0<br>P: 14 | R: 1<br>E: 0<br>K: 2<br>S: 17<br>H: 2<br>LOB: 1<br>BB: 0<br>P: 24 | R: 1<br>E: 0<br>K: 1<br>S: 10<br>H: 1<br>LOB: 0<br>BB: 0<br>P: 14 | R: 0<br>E: 0<br>K: 2<br>S: 8<br>H: 0<br>LOB: 0<br>BB: 0<br>P: 11 | R: 0<br>E: 0<br>K: 1<br>S: 5<br>H: 0<br>LOB: 0<br>BB: 0<br>P: 8 | R: 1<br>E: 0<br>K: 0<br>S: 6<br>H: 1<br>LOB: 0<br>BB: 1<br>P: 13 | R: 1<br>E: 0<br>K: 1<br>S: 8<br>H: 2<br>LOB: 1<br>BB: 0<br>P: 13 | R: 1<br>E: 0<br>K: 0<br>S: 9<br>H: 1<br>LOB: 0<br>BB: 0<br>P: 14 | R: 0<br>E: 0<br>K: 0<br>S: 6<br>H: 0<br>LOB: 0<br>BB: 0<br>P: 8 | 1B: 3<br>2B: 3<br>3B: 0<br>HR: 2<br>SF: 0<br>SAC: 0<br>DP: 1<br>HBP: 0 | WP: 1<br>PB: 0<br>SB: 1<br>CS: 0<br>PA: 35 |    |     |    |    |      |       |  |
| <b>PITCHER</b>  | IP   | WLS   | BF  | H  | R   | ER   | SO   | BB   | IBB   | HBP  | BLK  | WP | HR  | S  | P  | ERA  | WHIP  |  |
| Ken Howell, R (1, 1)<br>ERA: 4.08   | 6.1  |   | 26  | 7  | 4   | 4  | 7  | 1  | 0   | 0  | 0  | 0  | 2   | 60 | 92 | 5.68 | 1.263 |  |
| Don Carman, L (7, 1)<br>ERA: 5.31   | 1.0  |   | 4   | 1  | 1   | 1  | 0  | 0  | 0   | 0  | 0  | 0  | 0   | 5  | 10 | 9.00 | 1.000 |  |
| Jeff Parrett, R (8, 1)<br>ERA: 4.17   | 1.2  | W   | 5   | 0  | 0   | 0  | 0  | 0  | 0   | 0  | 0  | 1  | 0   | 12 | 17 | 0.00 | 0.000 |  |

**New York Mets @ Philadelphia Phillies**  
**Veterans Stadium, Philadelphia, PA**  
 Sun Jun 18 1989, 3:33 AM EDT  
 Att. 43,689 - Sunny - 85 F

[livebaseballscorecards.com](http://livebaseballscorecards.com)

|            |           |
|------------|-----------|
| <b>AB</b>  | <b>31</b> |
| <b>R</b>   | <b>5</b>  |
| <b>H</b>   | <b>7</b>  |
| <b>RBI</b> | <b>4</b>  |
| <b>BB</b>  | <b>1</b>  |
| <b>SO</b>  | <b>6</b>  |
| <b>LOB</b> | <b>8</b>  |



| Batter  | 1                  | 2                 | 3      | 4                | 5        | 6      | 7      | 8        | 9      | AB | R | H | RBI | BB | SO | LOB |
|---|--------------------|-------------------|--------|------------------|----------|--------|--------|----------|--------|----|---|---|-----|----|----|-----|
| Steve Jeltz, S<br>OBP: 0.376, SLG: 0.382 (1, 6)         | 1-2 G3             | 2-1 L6            |        | 4-2 L6-3 1B BB   |          | 0-1 B3 |        | 3-2 S 1B |        | 4  | 0 | 1 | 0   | 1  | 0  | 1   |
| Tom Herr, S<br>OBP: 0.338, SLG: 0.367 (1, 4)            | 0-2 BB WP 1B       | 4-1 3B BB         |        | 1-0 L6-3 1B      |          | 1-0 L4 |        | 1-2 L7   |        | 4  | 2 | 2 | 0   | 1  | 0  | 2   |
| Von Hayes, L<br>OBP: 0.433, SLG: 0.562 (1, 5)           | 4-0 BB BB 2B BB    | 0-3 K             |        | 3-0 L6-3 1-2 2-3 |          | 1-2 P4 |        |          | 1-2 HR | 4  | 2 | 1 | 1   | 1  | 1  | 4   |
| John Kruk, L<br>OBP: 0.342, SLG: 0.348 (1, 7)           | 4-2 BB 2B BB       | 1 SAFE 0-0 1-H 3B |        | 0-0 F7           |          |        | 1-0 F9 |          |        | 3  | 1 | 1 | 1   | 1  | 0  | 1   |
| Juan Samuel, R<br>OBP: 0.311, SLG: 0.392 (1, 8)         | 4-0 BB 1-2 2-3 3-H | 0-0 L5            |        |                  | 3-2 G6-3 |        | 4-2 BB |          |        | 2  | 0 | 0 | 1   | 2  | 0  | 1   |
| Curt Ford, L<br>OBP: 0.308, SLG: 0.370 (1, 9)           | 0-2 SF8 2B         |                   | 2-2 L9 |                  | 1-0 1B   |        | 1-0 G3 |          |        | 4  | 0 | 2 | 2   | 0  | 0  | 1   |
| Jeff Parrett, R (8, 1)                                  |                    |                   |        |                  |          |        |        |          |        | 0  | 0 | 0 | 0   | 0  | 0  | 0   |
| Ricky Jordan, R<br>OBP: 0.280, SLG: 0.322 (1, 3)        | 1-2 SF8            |                   | 1-3 K  |                  | 0-0 F8   |        | 1-3 K  |          |        | 3  | 0 | 0 | 1   | 0  | 2  | 2   |
| Darren Daulton, L<br>OBP: 0.303, SLG: 0.351 (1, 2)      | 4-0 FC6-4 IBB      |                   | 4-2 BB |                  | 0-3 K    |        |        | 1-3 K    |        | 1  | 0 | 0 | 0   | 2  | 1  | 1   |
| Bob Dernier, R<br>OBP: 0.241, SLG: 0.236 (8, PH) (9, 9) |                    |                   |        |                  |          |        |        |          |        | 1  | 0 | 0 | 0   | 0  | 1  | 0   |
| Ken Howell, R<br>OBP: 0.231, SLG: 0.208 (1, 1)          | 0-1 FC6-4          |                   | 1-3 K  |                  |          | 1-2 E9 |        | 1-1 F8   |        | 3  | 0 | 0 | 0   | 0  | 1  | 3   |
| Don Carman, L (7, 1)                                    |                    |                   |        |                  |          |        |        |          |        | 0  | 0 | 0 | 0   | 0  | 0  | 0   |
| Dwayne Murphy, L<br>OBP: 0.303, SLG: 0.379 (8, 9)       |                    |                   |        |                  |          |        |        |          |        | 0  | 0 | 0 | 0   | 0  | 0  | 0   |
| Steve Lake, R<br>OBP: 0.330, SLG: 0.356 (8, PH) (9, 2)  |                    |                   |        |                  |          |        |        |          |        | 1  | 0 | 0 | 0   | 0  | 0  | 0   |

| Inning Stats | R: 4 | H: 2 | E: 0 | K: 0 | S: 16 | H: 2 | LOB: 2 | BB: 4 | P: 34 | R: 1 | H: 1 | E: 0 | K: 1 | S: 8 | R: 0 | H: 0 | E: 0 | K: 2 | S: 13 | R: 0 | H: 1 | E: 0 | K: 0 | S: 6 | R: 0 | H: 1 | E: 0 | K: 1 | S: 9 | R: 0 | H: 0 | E: 1 | K: 0 | S: 9 | R: 0 | H: 0 | E: 0 | K: 1 | S: 7 | R: 0 | H: 1 | E: 0 | K: 1 | S: 15 | R: 1 | H: 1 | E: 0 | K: 0 | S: 3 | 1B: 4 | SF: 1 | 2B: 2 | SAC: 0 | 3B: 1 | DP: 1 | HR: 1 | HBP: 0 |
|--------------|------|------|------|------|-------|------|--------|-------|-------|------|------|------|------|------|------|------|------|------|-------|------|------|------|------|------|------|------|------|------|------|------|------|------|------|------|------|------|------|------|------|------|------|------|------|-------|------|------|------|------|------|-------|-------|-------|--------|-------|-------|-------|--------|
|--------------|------|------|------|------|-------|------|--------|-------|-------|------|------|------|------|------|------|------|------|------|-------|------|------|------|------|------|------|------|------|------|------|------|------|------|------|------|------|------|------|------|------|------|------|------|------|-------|------|------|------|------|------|-------|-------|-------|--------|-------|-------|-------|--------|

| PITCHER                            | IP  | WLS | BF | H | R | ER | SO | BB | IBB | HBP | BLK | WP | HR | S  | P  | ERA   | WHIP  |
|------------------------------------|-----|-----|----|---|---|----|----|----|-----|-----|-----|----|----|----|----|-------|-------|
| Ron Darling, R<br>ERA: 4.64 (1, 1) | 2.0 |     | 14 | 3 | 5 | 5  | 1  | 4  | 1   | 0   | 0   | 1  | 0  | 24 | 48 | 22.50 | 3.500 |
| David West, L<br>ERA: (3, 1)       | 4.0 |     | 16 | 2 | 0 | 0  | 3  | 2  | 0   | 0   | 0   | 0  | 0  | 37 | 60 | 0.00  | 1.000 |
| David Cone, R<br>ERA: 4.87 (7, 1)  | 1.0 |     | 4  | 0 | 0 | 0  | 1  | 1  | 0   | 0   | 0   | 0  | 0  | 7  | 14 | 0.00  | 1.000 |
| Randy Myers, L<br>ERA: 1.32 (8, 1) | 1.0 | L   | 5  | 2 | 1 | 1  | 1  | 0  | 0   | 0   | 0   | 0  | 1  | 18 | 24 | 9.00  | 2.000 |

**BOTTOM**

**New York Mets @ Philadelphia Phillies**  
**Veterans Stadium, Philadelphia, PA**

Sun Jun 18 1989, 3:33 AM EDT  
Att: 43,689 - Sunny - 85 F

livebaseballscorecards.com

|     |    |
|-----|----|
| AB  | 30 |
| R   | 5  |
| H   | 7  |
| RBI | 6  |
| BB  | 8  |
| SO  | 6  |
| LOB | 16 |



|       |        |
|-------|--------|
| WP: 1 | PA: 39 |
| PB: 0 |        |
| SB: 2 |        |
| CS: 0 |        |

| Batter  | 1   | 2                                | 3                            | 4                                | 5                             | 6                                | 7                             | 8                                | 9                             | AB R H RBI BB SO LOB             | TOP                          |                                 |                              |                                  |                              |                                  |                              |                                 |                                  |                                    |                                  |        |
|---|---|----------------------------------|------------------------------|----------------------------------|-------------------------------|----------------------------------|-------------------------------|----------------------------------|-------------------------------|----------------------------------|------------------------------|---------------------------------|------------------------------|----------------------------------|------------------------------|----------------------------------|------------------------------|---------------------------------|----------------------------------|------------------------------------|----------------------------------|--------|
| Dave Martinez, L (1, 8)<br>OBP: 0.327, SLG: 0.372     | 0-3<br>K  |                                  | 2-3<br>K                     |                                  | 1-2<br>S<br>WP<br>2B          |                                  | 0-0<br>FC6<br>1-2f            |                                  |                               | 4 1 1 1 0 2 1                    |                              |                                 |                              |                                  |                              |                                  |                              |                                 |                                  |                                    |                                  |        |
| Tom Foley, L (1, 4)<br>OBP: 0.316, SLG: 0.333         | 2-2<br>F7   |                                  | 4-0<br>BB                    |                                  | 2-3<br>K                      |                                  |                               | 3-3<br>K                         |                               | 3 0 0 0 1 2 0                    |                              |                                 |                              |                                  |                              |                                  |                              |                                 |                                  |                                    |                                  |        |
| Andres Galarraga, R (1, 3)<br>OBP: 0.321, SLG: 0.423  | 2-0<br>HR   |                                  | 2-3<br>K                     |                                  | 2-2<br>G4-3                   |                                  |                               | 2-0<br>F8                        |                               | 4 1 1 1 0 1 1                    |                              |                                 |                              |                                  |                              |                                  |                              |                                 |                                  |                                    |                                  |        |
| Tim Raines, S (1, 7)<br>OBP: 0.415, SLG: 0.461        | 1-0<br>L7   |                                  |                              | 0-0<br>G3                        |                               | 1-0<br>F7                        |                               | 0-0<br>F8                        |                               | 4 0 0 0 0 0 0                    |                              |                                 |                              |                                  |                              |                                  |                              |                                 |                                  |                                    |                                  |        |
| Hubie Brooks, R (1, 9)<br>OBP: 0.309, SLG: 0.384      |   | 0-2<br>2B                        |                              | 1-1<br>1B                        |                               | 1-0<br>P3                        |                               | 0-1<br>G5-3                      |                               | 4 0 2 0 0 0 0                    |                              |                                 |                              |                                  |                              |                                  |                              |                                 |                                  |                                    |                                  |        |
| Tim Wallach, R (1, 5)<br>OBP: 0.308, SLG: 0.388       |   | 1-1<br>F9                        |                              | 3-3<br>K                         |                               | 0-3<br>K                         |                               | 1-3<br>K                         |                               | 4 0 0 0 0 3 2                    |                              |                                 |                              |                                  |                              |                                  |                              |                                 |                                  |                                    |                                  |        |
| Nelson Santovenia, R (1, 2)<br>OBP: 0.350, SLG: 0.356 |   | 1-3<br>K                         |                              | 1 SAFE<br>3-1<br>L7              |                               |                                  | 1-0<br>FC6<br>1B              |                                  | 0-0<br>P3                     | 4 0 1 0 0 1 2                    |                              |                                 |                              |                                  |                              |                                  |                              |                                 |                                  |                                    |                                  |        |
| Spike Owen, S (1, 6)<br>OBP: 0.362, SLG: 0.357        |   | 1-0<br>L7                        |                              |                                  | 4-2<br>SH1<br>2B<br>BB        |                                  | 1-1<br>F7                     |                                  |                               | 2 1 0 0 1 0 2                    |                              |                                 |                              |                                  |                              |                                  |                              |                                 |                                  |                                    |                                  |        |
| Kevin Gross, R (1, 1)<br>OBP: 0.219, SLG: 0.107       |   |                                  | 3-3<br>K                     |                                  | 1 SAFE<br>0-2<br>SH1          |                                  |                               | 3-3<br>K                         |                               | 1 0 0 0 0 1 0                    |                              |                                 |                              |                                  |                              |                                  |                              |                                 |                                  |                                    |                                  |        |
| Mike Aldrete, L (7, PH)<br>OBP: 0.296, SLG: 0.209     |   |                                  |                              |                                  | 1-2                           |                                  |                               |                                  |                               | 1 0 0 0 0 1 1                    |                              |                                 |                              |                                  |                              |                                  |                              |                                 |                                  |                                    |                                  |        |
| Andy McGaffigan, R (7, 1)                             |   |                                  |                              |                                  |                               |                                  |                               |                                  |                               | 0 0 0 0 0 0 0                    |                              |                                 |                              |                                  |                              |                                  |                              |                                 |                                  |                                    |                                  |        |
| <b>Inning Stats</b>                                   | R: 1<br>E: 0<br>K: 1<br>S: 11                         | H: 1<br>LOB: 0<br>BB: 0<br>P: 16 | R: 0<br>E: 0<br>K: 1<br>S: 9 | H: 1<br>LOB: 1<br>BB: 0<br>P: 12 | R: 0<br>E: 0<br>K: 3<br>S: 11 | H: 0<br>LOB: 1<br>BB: 1<br>P: 22 | R: 0<br>E: 0<br>K: 1<br>S: 10 | H: 1<br>LOB: 1<br>BB: 0<br>P: 17 | R: 2<br>E: 0<br>K: 1<br>S: 16 | H: 1<br>LOB: 0<br>BB: 1<br>P: 25 | R: 0<br>E: 0<br>K: 1<br>S: 5 | H: 0<br>LOB: 0<br>BB: 0<br>P: 7 | R: 0<br>E: 0<br>K: 1<br>S: 7 | H: 1<br>LOB: 1<br>BB: 0<br>P: 12 | R: 0<br>E: 0<br>K: 1<br>S: 5 | H: 0<br>LOB: 0<br>BB: 0<br>P: 10 | R: 0<br>E: 0<br>K: 1<br>S: 6 | H: 0<br>LOB: 0<br>BB: 0<br>P: 7 | 1B: 2<br>2B: 2<br>3B: 0<br>HR: 1 | SF: 0<br>SAC: 1<br>DP: 0<br>HBP: 0 | WP: 1<br>PB: 0<br>SB: 1<br>CS: 0 | PA: 34 |
| <b>PITCHER</b>  | IP WLS BF H R ER SO BB IBB HBP BLK WP HR S P ERA WHIP |                                  |                              |                                  |                               |                                  |                               |                                  |                               |                                  |                              |                                 |                              |                                  |                              |                                  |                              |                                 |                                  |                                    |                                  |        |
| Dwight Gooden, R (1, 1)<br>ERA: 2.56                  | 7.0 W 28 5 3 3 9 2 0 0 0 0 1 1 69 111 3.86 1.000      |                                  |                              |                                  |                               |                                  |                               |                                  |                               |                                  |                              |                                 |                              |                                  |                              |                                  |                              |                                 |                                  |                                    |                                  |        |
| Rick Aguilera, R (8, 1)<br>ERA: 0.84                  | 2.0 S 6 0 0 0 2 0 0 0 0 0 0 0 11 17 0.00 0.000        |                                  |                              |                                  |                               |                                  |                               |                                  |                               |                                  |                              |                                 |                              |                                  |                              |                                  |                              |                                 |                                  |                                    |                                  |        |

**Montreal Expos @ New York Mets**  
**Shea Stadium, Flushing, NY**  
 Mon Jun 19 1989, 7:05 PM EDT  
 Att. 40,064 - Unknown - 80 F

livebaseballscorecards.com

|     |    |
|-----|----|
| AB  | 31 |
| R   | 3  |
| H   | 5  |
| RBI | 2  |
| BB  | 2  |
| SO  | 11 |
| LOB | 9  |



| Batter   | 1                       | 2                      | 3               | 4                    | 5                | 6                           | 7           | 8 | 9 |
|--|-------------------------|------------------------|-----------------|----------------------|------------------|-----------------------------|-------------|---|---|
| Juan Samuel, R<br>OBP: 0.309, SLG: 0.386<br>(1, 8)                       | 2-1<br>F7               | 1-1<br>L6              |                 | 4-2<br>S<br>1B<br>BB |                  | 2-2<br>FC4<br>FC6-4<br>1-2f |             |   |   |
| Dave Magadan, L<br>OBP: 0.381, SLG: 0.450<br>(1, 3)                      | 4-1<br>HR<br>BB         | 4-1<br>HR<br>BLK<br>BB |                 | 3-1<br>1-H<br>1B     |                  | 0-1<br>FC6-4<br>1-2f        |             |   |   |
| Howard Johnson, S<br>OBP: 0.359, SLG: 0.587<br>(1, 5)                    | 1-1<br>1-H<br>HR        | 2-1<br>1-H<br>HR       |                 | 1-2<br>G4-3          |                  | 0-1<br>F8                   |             |   |   |
| Darryl Strawberry, L<br>OBP: 0.313, SLG: 0.484<br>(1, 9)                 | 2-2<br>BB<br>S<br>HBP   | 0-1<br>P4              |                 | 1-0<br>P3            |                  | 2-3<br>K                    |             |   |   |
| Kevin McReynolds, R<br>OBP: 0.354, SLG: 0.423<br>(1, 7)                  | 4-2<br>BB<br>1-2<br>BB  |                        | 1-2<br>F9       |                      | 1-0<br>1B        | 0-0<br>F7                   |             |   |   |
| Gregg Jefferies, S<br>OBP: 0.261, SLG: 0.313<br>(1, 4)                   | 4-0<br>1-2<br>2-3<br>BB |                        | 3-2<br>F7<br>2B |                      | 2-3<br>SAFE<br>K | 0-1<br>F7                   |             |   |   |
| Barry Lyons, R<br>OBP: 0.303, SLG: 0.365<br>(1, 2)                       | 1-3<br>K                |                        | 1-2<br>F7       |                      | 1-0<br>F8        | 0-1<br>G6-3                 |             |   |   |
| Kevin Elster, R<br>OBP: 0.267, SLG: 0.287<br>(1, 6)                      | 0-0<br>F9               |                        |                 | 1-2<br>G3            |                  | 1-3<br>K                    | 1-1<br>HBP  |   |   |
| Dwight Gooden, R<br>OBP: 0.189, SLG: 0.250<br>Rick Aguilera, R<br>(8, 1) |                         | 0-1<br>G5-3            |                 | 1-2<br>P3            |                  | 3-2<br>FC4<br>1B            | 0-0<br>G6-3 |   |   |

| AB | R | H | RBI | BB | SO | LOB |
|----|---|---|-----|----|----|-----|
| 3  | 1 | 0 | 0   | 1  | 0  | 1   |
| 2  | 2 | 1 | 1   | 2  | 0  | 1   |
| 4  | 2 | 2 | 4   | 0  | 0  | 1   |
| 3  | 0 | 0 | 0   | 0  | 1  | 0   |
| 3  | 0 | 1 | 0   | 1  | 0  | 0   |
| 3  | 0 | 1 | 0   | 1  | 1  | 1   |
| 4  | 0 | 0 | 0   | 0  | 1  | 5   |
| 3  | 0 | 0 | 0   | 0  | 1  | 3   |
| 3  | 0 | 1 | 0   | 0  | 0  | 0   |
| 1  | 0 | 0 | 0   | 0  | 0  | 1   |

**BOTTOM**

**Montreal Expos @ New York Mets**  
**Shea Stadium, Flushing, NY**  
 Mon Jun 19 1989, 7:05 PM EDT  
 Att: 40,064 - Unknown - 80 F

|     |    |
|-----|----|
| AB  | 29 |
| R   | 5  |
| H   | 6  |
| RBI | 5  |
| BB  | 5  |
| SO  | 4  |
| LOB | 13 |



|     |   |      |   |
|-----|---|------|---|
| 1B: | 3 | SF:  | 0 |
| 2B: | 1 | SAC: | 0 |
| 3B: | 0 | DP:  | 0 |
| HR: | 2 | HBP: | 2 |

|     |   |     |    |
|-----|---|-----|----|
| WP: | 0 | PA: | 36 |
| PB: | 0 |     |    |
| SB: | 2 |     |    |
| CS: | 0 |     |    |

| Inning Stats   | R | H | E | K | S  | R | H | E | K | S | R | H | E | K | S  | R | H | E | K | S  | R | H | E | K | S  | R | H | E | K | S | R | H | E | K | S |
|--|---|---|---|---|----|---|---|---|---|---|---|---|---|---|----|---|---|---|---|----|---|---|---|---|----|---|---|---|---|---|---|---|---|---|---|
| Kevin Gross, R<br>ERA: 4.66<br>Andy McGaffigan, R<br>ERA: 3.99 | 2 | 1 | 0 | 1 | 33 | 2 | 1 | 0 | 0 | 9 | 0 | 1 | 0 | 0 | 14 | 0 | 1 | 0 | 0 | 12 | 0 | 0 | 0 | 1 | 18 | 0 | 0 | 0 | 0 | 9 | 0 | 0 | 0 | 7 |   |

| PITCHER  | IP  | WLS | BF | H | R | ER | SO | BB | IBB | HBP | BLK | WP | HR | S  | P   | ERA  | WHIP  |
|--|-----|-----|----|---|---|----|----|----|-----|-----|-----|----|----|----|-----|------|-------|
| Kevin Gross, R<br>ERA: 4.66<br>Andy McGaffigan, R<br>ERA: 3.99 | 6.0 | L   | 29 | 6 | 5 | 5  | 3  | 5  | 0   | 1   | 1   | 0  | 2  | 66 | 116 | 7.50 | 1.833 |

| Batter  | 1                             | 2                                | 3                            | 4                               | 5                            | 6                                | 7                             | 8                                | 9                             | AB R H RBI BB SO LOB                            | TOP                           |                                  |                               |                                  |                               |                                  |                               |                                  |                                  |                                    |                                  |        |  |  |  |  |  |
|---|-------------------------------|----------------------------------|------------------------------|---------------------------------|------------------------------|----------------------------------|-------------------------------|----------------------------------|-------------------------------|---|-------------------------------|----------------------------------|-------------------------------|----------------------------------|-------------------------------|----------------------------------|-------------------------------|----------------------------------|----------------------------------|------------------------------------|----------------------------------|--------|--|--|--|--|--|
| <b>Otis Nixon, S</b> (1, 8)<br>OBP: 0.333, SLG: 0.287<br><b>Dave Martinez, L</b> (9, PH)<br>OBP: 0.325, SLG: 0.370<br>(9, 8)  | 1-3<br>K                      |                                  |                              | 4-2<br>HR<br>BB                 |                              | 3-3<br>K                         |                               | 3-2<br>1B<br>1B                  | 2-3<br>K                      | 3 2 1 0 1 2 0<br>1 0 0 0 0 1 1                  |                               |                                  |                               |                                  |                               |                                  |                               |                                  |                                  |                                    |                                  |        |  |  |  |  |  |
| <b>Rex Hudler, R</b> (1, 4)<br>OBP: 0.362, SLG: 0.600<br><b>Tom Foley, L</b> (9, PH)<br>OBP: 0.319, SLG: 0.333<br>(9, 4)  | 1-3<br>K                      |                                  |                              | 0-1<br>P6                       |                              | 1-2<br>2B                        |                               | 0-1<br>1B<br>1B                  | 4-2<br>BB<br>1B<br>BB         | 4 2 2 0 0 1 1<br>0 1 0 0 1 0 0                  |                               |                                  |                               |                                  |                               |                                  |                               |                                  |                                  |                                    |                                  |        |  |  |  |  |  |
| <b>Andres Galarraga, R</b> (1, 3)<br>OBP: 0.326, SLG: 0.441   | 1-3<br>K                      |                                  |                              | 2-1<br>SAFE<br>1B<br>HR         |                              | 0-0<br>2B                        |                               | 1-3<br>K                         | 4-2<br>1B<br>S<br>BB          | 4 2 2 3 1 2 2                                   |                               |                                  |                               |                                  |                               |                                  |                               |                                  |                                  |                                    |                                  |        |  |  |  |  |  |
| <b>Tim Raines, S</b> (1, 7)<br>OBP: 0.415, SLG: 0.459   |                               | 1-0<br>F8                        |                              | 1-0<br>6-3                      |                              | 1-2<br>P6                        |                               | 3-2<br>1B<br>1B                  | 2-2<br>S<br>1B                | 5 0 2 4 0 0 1                                   |                               |                                  |                               |                                  |                               |                                  |                               |                                  |                                  |                                    |                                  |        |  |  |  |  |  |
| <b>Hubie Brooks, R</b> (1, 9)<br>OBP: 0.307, SLG: 0.381   |                               | 1-1<br>F9                        |                              | 0-2<br>P9                       |                              |                                  | 2-2<br>F8                     | 1-2<br>BB<br>1B                  | 3-1<br>6-3                    | 5 0 1 0 0 0 1                                   |                               |                                  |                               |                                  |                               |                                  |                               |                                  |                                  |                                    |                                  |        |  |  |  |  |  |
| <b>Tim Wallach, R</b> (1, 5)<br>OBP: 0.307, SLG: 0.383  |                               | 1-2<br>F8                        |                              |                                 | 2-2<br>F8                    |                                  | 2-2<br>F9                     | 4-2<br>BB                        |                               | 3 0 0 0 1 0 0                                   |                               |                                  |                               |                                  |                               |                                  |                               |                                  |                                  |                                    |                                  |        |  |  |  |  |  |
| <b>Nelson Santovenia, R</b> (1, 2)<br>OBP: 0.350, SLG: 0.364<br><b>Mike Aldrete, L</b> (8, PH)<br>OBP: 0.293, SLG: 0.206<br><b>Tim Burke, R</b> (8, 1)                                  |                               |                                  | 1-3<br>K                     |                                 | 3-3<br>K                     |                                  | 2-0<br>2B                     | 0-3<br>K                         |                               | 3 0 1 0 0 2 0<br>1 0 0 0 0 1 3<br>0 0 0 0 0 0 0 |                               |                                  |                               |                                  |                               |                                  |                               |                                  |                                  |                                    |                                  |        |  |  |  |  |  |
| <b>Spike Owen, S</b> (1, 6)<br>OBP: 0.360, SLG: 0.355   |                               |                                  | 3-3<br>K                     |                                 | 1-2<br>P3                    |                                  | 1-2<br>F9                     |                                  | 2-1<br>BB<br>SH1-3<br>1B      | 4 1 1 0 0 1 1                                   |                               |                                  |                               |                                  |                               |                                  |                               |                                  |                                  |                                    |                                  |        |  |  |  |  |  |
| <b>Dennis Martinez, R</b> (1, 1)<br>OBP: 0.135, SLG: 0.111<br><b>Wallace Johnson, S</b> (8, PH)<br>OBP: 0.296, SLG: 0.354<br><b>Mike Fitzgerald, R</b> (8, 2)<br>OBP: 0.353, SLG: 0.377 |                               |                                  | 2-3<br>K                     |                                 | 0-3<br>K                     |                                  |                               | 2-3<br>K                         | SAFE<br>SH1-3                 | 2 0 0 0 0 2 0<br>1 0 0 0 0 1 0<br>0 0 0 0 0 0 0 |                               |                                  |                               |                                  |                               |                                  |                               |                                  |                                  |                                    |                                  |        |  |  |  |  |  |
| <b>Inning Stats</b>   | R: 0<br>E: 0<br>K: 3<br>S: 10 | H: 0<br>LOB: 0<br>BB: 0<br>P: 13 | R: 0<br>E: 0<br>K: 0<br>S: 6 | H: 0<br>LOB: 0<br>BB: 0<br>P: 9 | R: 0<br>E: 0<br>K: 3<br>S: 9 | H: 0<br>LOB: 0<br>BB: 0<br>P: 15 | R: 2<br>E: 0<br>K: 0<br>S: 10 | H: 1<br>LOB: 0<br>BB: 1<br>P: 17 | R: 0<br>E: 0<br>K: 1<br>S: 12 | H: 0<br>LOB: 0<br>BB: 0<br>P: 18                | R: 1<br>E: 0<br>K: 2<br>S: 14 | H: 2<br>LOB: 1<br>BB: 0<br>P: 19 | R: 0<br>E: 0<br>K: 0<br>S: 10 | H: 1<br>LOB: 1<br>BB: 0<br>P: 17 | R: 2<br>E: 0<br>K: 3<br>S: 25 | H: 4<br>LOB: 3<br>BB: 1<br>P: 39 | R: 3<br>E: 0<br>K: 1<br>S: 17 | H: 2<br>LOB: 1<br>BB: 2<br>P: 34 | 1B: 6<br>2B: 3<br>3B: 0<br>HR: 1 | SF: 0<br>SAC: 1<br>DP: 0<br>HBP: 0 | WP: 0<br>PB: 0<br>SB: 2<br>CS: 0 | PA: 41 |  |  |  |  |  |
| <b>PITCHER</b>  | IP                            | WLS                              | BF                           | H                               | R                            | ER                               | SO                            | BB                               | IBB                           | HBP   | BLK                           | WP                               | HR                            | S                                | P                             | ERA                              | WHIP                          |                                  |                                  |                                    |                                  |        |  |  |  |  |  |
| <b>Sid Fernandez, L</b> (1, 1)<br>ERA: 3.33   | 5.2                           |                                  | 21                           | 3                               | 3                            | 3                                | 9                             | 1                                | 0                             | 0   | 0                             | 0                                | 1                             | 58                               | 87                            | 4.76                             | 0.706                         |                                  |                                  |                                    |                                  |        |  |  |  |  |  |
| <b>Don Aase, R</b> (6, 1)<br>ERA: 2.86  | 1.1                           |                                  | 5                            | 1                               | 0                            | 0                                | 0                             | 0                                | 0                             | 0   | 0                             | 0                                | 0                             | 13                               | 21                            | 0.00                             | 0.750                         |                                  |                                  |                                    |                                  |        |  |  |  |  |  |
| <b>Randy Myers, L</b> (8, 1)<br>ERA: 1.74   | 0.1                           |                                  | 3                            | 2                               | 2                            | 2                                | 1                             | 0                                | 0                             | 0   | 0                             | 0                                | 0                             | 9                                | 14                            | 54.00                            | 6.000                         |                                  |                                  |                                    |                                  |        |  |  |  |  |  |
| <b>Rick Aguilera, R</b> (8, 1)<br>ERA: 1.42   | 1.1                           | L                                | 11                           | 4                               | 3                            | 3                                | 3                             | 3                                | 0                             | 0   | 0                             | 0                                | 0                             | 31                               | 54                            | 20.25                            | 5.250                         |                                  |                                  |                                    |                                  |        |  |  |  |  |  |
| <b>Jeff Innis, R</b> (9, 1)<br>ERA:   | 0.1                           |                                  | 1                            | 0                               | 0                            | 0                                | 0                             | 0                                | 0                             | 0   | 0                             | 0                                | 0                             | 2                                | 5                             | 0.00                             | 0.000                         |                                  |                                  |                                    |                                  |        |  |  |  |  |  |

**Montreal Expos @ New York Mets**  
 Shea Stadium, Flushing, NY  
 Tue Jun 20 1989, 7:05 PM EDT  
 Att. 37,570 - Overcast

[livebaseballscorecards.com](http://livebaseballscorecards.com)

|            |    |
|------------|----|
| <b>AB</b>  | 36 |
| <b>R</b>   | 8  |
| <b>H</b>   | 10 |
| <b>RBI</b> | 7  |
| <b>BB</b>  | 4  |
| <b>SO</b>  | 13 |
| <b>LOB</b> | 10 |



| Batter   | 1        | 2         | 3         | 4      | 5         | 6          | 7 | 8         | 9 | AB | R | H | RBI | BB | SO | LOB |
|--|----------|-----------|-----------|--------|-----------|------------|---|-----------|---|----|---|---|-----|----|----|-----|
| Juan Samuel, R<br>OBP: 0.307, SLG: 0.382 (1, 8)      |          |           | 4-3<br>   |        | FC4-6<br> |            |   | K<br>     |   | 5  | 1 | 1 | 0   | 0  | 2  | 4   |
| Dave Magadan, L<br>OBP: 0.376, SLG: 0.442 (1, 3)     | L8<br>   | FC6-2<br> | F8<br>    |        | P7<br>    |            |   | 6-3<br>   |   | 5  | 0 | 1 | 0   | 0  | 0  | 3   |
| Howard Johnson, S<br>OBP: 0.368, SLG: 0.596 (1, 5)   | G6-3<br> | FC6-2<br> |           | 1B<br> |           | G5-4-3<br> |   | P6<br>    |   | 5  | 1 | 4 | 0   | 0  | 0  | 0   |
| Kevin McReynolds, R<br>OBP: 0.355, SLG: 0.422 (1, 7) | G6-3<br> | K<br>     |           | 1B<br> |           | G5-4-3<br> |   | FC4-6<br> |   | 5  | 0 | 2 | 1   | 0  | 1  | 4   |
| Gregg Jefferies, S<br>OBP: 0.269, SLG: 0.313 (1, 4)  | 1B<br>   | FC6-2<br> |           | P5<br> |           | 1B<br>     |   | FC4-6<br> |   | 3  | 1 | 1 | 0   | 2  | 0  | 3   |
| Mookie Wilson, S<br>OBP: 0.232, SLG: 0.290 (1, 9)    | 1B<br>   | FC6-2<br> |           | K<br>  |           | K<br>      |   | K<br>     |   | 5  | 1 | 1 | 1   | 0  | 3  | 7   |
| Mackey Sasser, L<br>OBP: 0.338, SLG: 0.426 (1, 2)    | 1B<br>   | G5-3<br>  |           | K<br>  |           |            |   | G3<br>    |   | 4  | 1 | 1 | 1   | 0  | 1  | 5   |
| Barry Lyons, R<br>OBP: 0.301, SLG: 0.362 (8, 2)      | 1B<br>   |           |           |        |           |            |   |           |   | 1  | 0 | 0 | 0   | 0  | 0  | 1   |
| Kevin Elster, R<br>OBP: 0.272, SLG: 0.292 (1, 6)     | 1B<br>   |           | 4-3<br>   |        | G5-3<br>  |            |   | 1-3<br>   |   | 4  | 0 | 2 | 1   | 0  | 0  | 0   |
| Sid Fernandez, L<br>OBP: 0.269, SLG: 0.320 (1, 1)    | 1B<br>   |           | SH2-3<br> |        |           |            |   | G5<br>    |   | 1  | 0 | 1 | 1   | 0  | 0  | 0   |
| Don Aase, R (6, 1)                                   |          |           |           |        |           |            |   |           |   | 1  | 0 | 0 | 0   | 0  | 0  | 0   |
| Randy Myers, L (8, 1)                                |          |           |           |        |           |            |   |           |   | 0  | 0 | 0 | 0   | 0  | 0  | 0   |
| Rick Aguilera, R (8, 1)                              |          |           |           |        |           |            |   |           |   | 0  | 0 | 0 | 0   | 0  | 0  | 0   |
| Jeff Innis, R (9, 1)                                 |          |           |           |        |           |            |   |           |   | 0  | 0 | 0 | 0   | 0  | 0  | 0   |


| Inning Stats                           | R: 5 | H: 6 | E: 0 | LOB: 2 | K: 1 | P: 33 | R: 0 | H: 2 | E: 0 | LOB: 3 | K: 1 | P: 28 | R: 0 | H: 1 | E: 0 | LOB: 1 | K: 0  | P: 9 | R: 0 | H: 2 | E: 0 | LOB: 2 | K: 2 | P: 19 | R: 0 | H: 0 | E: 0 | LOB: 1 | K: 0 | P: 18 | R: 0 | H: 2 | E: 0 | LOB: 1 | K: 1 | P: 13 | R: 0 | H: 0 | E: 0 | LOB: 0 | K: 0 | P: 9 | R: 0 | H: 0 | E: 0 | LOB: 0 | K: 1 | P: 9 | R: 0 | H: 1 | E: 0 | LOB: 1 | K: 1 | P: 13 |
|--|------|------|------|--------|------|-------|------|------|------|--------|------|-------|------|------|------|--------|-------|------|------|------|------|--------|------|-------|------|------|------|--------|------|-------|------|------|------|--------|------|-------|------|------|------|--------|------|------|------|------|------|--------|------|------|------|------|------|--------|------|-------|
| PITCHER                                | IP   | WLS  | BF   | H      | R    | ER    | SO   | BB   | IBB  | HBP    | BLK  | WP    | HR   | S    | P    | ERA    | WHIP  |      |      |      |      |        |      |       |      |      |      |        |      |       |      |      |      |        |      |       |      |      |      |        |      |      |      |      |      |        |      |      |      |      |      |        |      |       |
| Dennis Martinez, R (1, 1)<br>ERA: 2.94 | 7.0  |      | 36   | 13     | 5    | 5     | 5    | 2    | 0    | 1      | 0    | 0     | 0    | 78   | 129  | 6.43   | 2.143 |      |      |      |      |        |      |       |      |      |      |        |      |       |      |      |      |        |      |       |      |      |      |        |      |      |      |      |      |        |      |      |      |      |      |        |      |       |
| Tim Burke, R (8, 1)<br>ERA: 2.68       | 2.0  | W    | 7    | 1      | 0    | 0     | 2    | 0    | 0    | 0      | 0    | 0     | 0    | 17   | 22   | 0.00   | 0.500 |      |      |      |      |        |      |       |      |      |      |        |      |       |      |      |      |        |      |       |      |      |      |        |      |      |      |      |      |        |      |      |      |      |      |        |      |       |

**BOTTOM**

**Montreal Expos @ New York Mets**  
Shea Stadium, Flushing, NY

Tue Jun 20 1989, 7:05 PM EDT  
Att. 37,570 - Overcast

|            |           |
|------------|-----------|
| <b>AB</b>  | <b>39</b> |
| <b>R</b>   | <b>5</b>  |
| <b>H</b>   | <b>14</b> |
| <b>RBI</b> | <b>5</b>  |
| <b>BB</b>  | <b>2</b>  |
| <b>SO</b>  | <b>7</b>  |
| <b>LOB</b> | <b>27</b> |



|       |        |
|-------|--------|
| WP: 0 | PA: 43 |
| PB: 0 |        |
| SB: 3 |        |
| CS: 0 |        |

livebaseballscores.com

| Batter  | 1   | 2   | 3   | 4  | 5  | 6  | 7   | 8   | 9  | AB R H RBI BB SO LOB                                       | TOP                                     |  |
|---|---|---|---|--|--|--|---|---|--|--|---|--|
| <b>Dave Martinez, L</b> (1, 8)<br>OBP: 0.325, SLG: 0.383<br><b>Rex Hudler, R</b> (8, PH)<br>OBP: 0.354, SLG: 0.587<br>(8, 4)  | 3-2<br>F X<br><b>P4</b>   |   | 2-3<br>F F S<br><b>K</b>                              |  |  | 0-0<br>X<br><b>FC4-2</b><br><b>3B</b>                |   | 1-0<br>B X<br><b>P6</b>                             |  | 3 0 1 0 0 1 1<br>1 0 0 0 0 0 0                             |   |  |
| <b>Tom Foley, L</b> (1, 4)<br>OBP: 0.315, SLG: 0.328<br><b>Damaso Garcia, R</b> (8, PH)<br>OBP: 0.291, SLG: 0.287<br><b>Pascual Perez, R</b> (8, 1)<br>OBP: 0.174, SLG: 0.273 | 1-2<br>C C S<br>B B X<br><b>F9</b>  |   |   | 1-0<br>B X<br><b>P2</b>                              |  | 2-0<br>B B X<br><b>P6</b>                            |   | 1-1<br>C C B<br>B X<br><b>G3-1</b>                  |  | 3 0 0 0 0 0 1<br>1 0 0 0 0 0 0<br>0 0 0 0 0 0 0            |   |  |
| <b>Andres Galarraga, R</b> (1, 3)<br>OBP: 0.328, SLG: 0.440   | 2-3<br>C C C<br><b>K</b>  |   |   | 3-2<br>B B C C<br>B B X<br><b>1B</b>                 |  | 3-2<br>B F F B B<br>B X<br><b>FC4-2</b>              |   | 4-2<br>C B B B B<br>B B<br><b>E S</b><br><b>BB</b>  |  | 3 0 1 0 1 1 1  |   |  |
| <b>Tim Raines, S</b> (1, 7)<br>OBP: 0.409, SLG: 0.451   |   | 2-0<br>B B X<br><b>P6</b>                             |   | 1-3<br>B S C C<br><b>K</b>                           |  | 2-0<br>B B X<br><b>F7</b>                            |   | 1-0<br>B X<br><b>F8</b>                             |  | 4 0 0 0 0 1 3  |   |  |
| <b>Hubie Brooks, R</b> (1, 9)<br>OBP: 0.303, SLG: 0.375   |   | 3-2<br>S S<br>B B T T B T T S<br><b>F9</b>            |   | 2-0<br>B B X<br><b>F9</b>                            |  |  | 0-2<br>C S X<br><b>P6</b>                             |   | 1-3<br>S F B S<br><b>K</b>                           |  | 4 0 0 0 0 1 2                           |  |
| <b>Tim Wallach, R</b> (1, 5)<br>OBP: 0.310, SLG: 0.383  |   | 2-2<br>S S B B S<br>X T T B B B S<br><b>G5-3</b>      |   | 1-0<br>B X<br><b>P2</b>                              |  |  | 1-2<br>B F F T<br>B X<br><b>E7</b><br><b>1B</b>       |   | 4-2<br>C B B B B<br>B B<br><b>FC5-4</b><br><b>BB</b> |  | 3 0 1 0 1 0 0                           |  |
| <b>Mike Fitzgerald, R</b> (1, 2)<br>OBP: 0.350, SLG: 0.381  |   |   | 2-1<br>F B B X<br><b>F8</b>                           |  | 0-1<br>F X<br><b>2B</b>                              |  | 1-1<br>C B X<br><b>P6</b>                             |   | 1-0<br>B X<br><b>FC5-4</b>                           |  | 4 0 1 0 0 0 3                           |  |
| <b>Spike Owen, S</b> (1, 6)<br>OBP: 0.360, SLG: 0.354   |   |   | 2-2<br>B F F B B<br>X<br><b>1B</b>                    |  | 1-1<br>S B X<br><b>L9</b>                            |  | 2-2<br>C C B C C<br>B X<br><b>G3</b>                  |   |  |  | 3 0 1 0 0 0 2                           |  |
| <b>Bryn Smith, R</b> (1, 1)<br>OBP: 0.152, SLG: 0.067<br><b>Otis Nixon, S</b> (8, PH)<br>OBP: 0.331, SLG: 0.285<br>(8, 8)   |   |   | 1-3<br>C 1 SAFE<br>C F F B C<br><b>K</b>              |  | 2-2<br>M B S B T<br>X<br><b>G5-3</b>                 |  |   | 1-1<br>C B X<br><b>P4</b>                           |  | 2 0 0 0 0 1 2<br>1 0 0 0 0 0 0                             |   |  |
| <b>Inning Stats</b>   | R: 0 H: 0<br>E: 0 LOB: 0<br>K: 1 BB: 0<br>S: 14 P: 20   | R: 0 H: 0<br>E: 0 LOB: 0<br>K: 0 BB: 0<br>S: 12 P: 19 | R: 0 H: 1<br>E: 0 LOB: 1<br>K: 2 BB: 0<br>S: 11 P: 18 | R: 0 H: 1<br>E: 0 LOB: 1<br>K: 1 BB: 0<br>S: 8 P: 15 | R: 0 H: 1<br>E: 0 LOB: 1<br>K: 0 BB: 0<br>S: 9 P: 13 | R: 0 H: 1<br>E: 0 LOB: 1<br>K: 0 BB: 0<br>S: 6 P: 13 | R: 0 H: 1<br>E: 1 LOB: 1<br>K: 0 BB: 0<br>S: 12 P: 16 | R: 0 H: 0<br>E: 0 LOB: 0<br>K: 0 BB: 0<br>S: 5 P: 8 | R: 0 H: 0<br>E: 0 LOB: 2<br>K: 1 BB: 2<br>S: 9 P: 20 | 1B: 3 SF: 0<br>2B: 1 SAC: 0<br>3B: 1 DP: 0<br>HR: 0 HBP: 0 | WP: 0 PA: 34<br>PB: 0<br>SB: 1<br>CS: 0 |  |
| <b>PITCHER</b><br><b>David Cone, R</b> (1, 1)<br>ERA: 4.46<br><b>Randy Myers, L</b> (8, 1)<br>ERA: 1.66   | IP WLS BF H R ER SO BB IBB HBP BLK WP HR S P ERA WHIP<br>7.0 W 26 5 0 0 4 0 0 0 0 0 0 0 72 114 0.00 0.714<br>2.0 S 8 0 0 0 1 2 0 0 0 0 0 0 0 14 28 0.00 1.000 |   |   |  |  |  |   |   |  |  |   |  |

**Montreal Expos @ New York Mets**  
 Shea Stadium, Flushing, NY  
 Wed Jun 21 1989, 3:33 AM EDT  
 Att. 30,458 - Overcast

[livebaseballscorecards.com](http://livebaseballscorecards.com)

|            |           |
|------------|-----------|
| <b>AB</b>  | <b>32</b> |
| <b>R</b>   | <b>0</b>  |
| <b>H</b>   | <b>5</b>  |
| <b>RBI</b> | <b>0</b>  |
| <b>BB</b>  | <b>2</b>  |
| <b>SO</b>  | <b>5</b>  |
| <b>LOB</b> | <b>15</b> |





| Batter   | 1   | 2   | 3   | 4   | 5   | 6   | 7   | 8   | 9   | AB  | R   | H   | RBI   | BB  | SO  | LOB   |   |   |   |   |   |
|--|---|---|---|---|---|---|---|---|---|---|---|---|---|---|---|---|---|---|---|---|---|
| Juan Samuel, R<br>OBP: 0.303, SLG: 0.376 (1, 8)      | 1-3<br>K  |   |   | 2-2<br>L9   |   | 0-0<br>B2   |   |   |   | 3   | 0   | 0   | 0   | 0   | 1   | 0   |   |   |   |   |   |
| Dave Magadan, L<br>OBP: 0.369, SLG: 0.433 (1, 3)     | 1-0<br>G4-3   |   |   | 0-1<br>F7   |   | 2-2<br>G4-3   |   |   |   | 3   | 0   | 0   | 0   | 0   | 0   | 0   |   |   |   |   |   |
| Howard Johnson, S<br>OBP: 0.371, SLG: 0.610 (1, 5)   | 1-1<br>P5   |   |   | 0-1<br>S<br>1B  |   |   | 1-2<br>HR   |   |   | 3   | 1   | 2   | 1   | 0   | 0   | 0   |   |   |   |   |   |
| Kevin McReynolds, R<br>OBP: 0.355, SLG: 0.421 (1, 7) |   | 0-0<br>G4-6-3<br>1B   |   | 1-2<br>F7   |   |   | 2-3<br>K  |   |   | 3   | 0   | 1   | 0   | 0   | 1   | 1   |   |   |   |   |   |
| Gregg Jefferies, S<br>OBP: 0.270, SLG: 0.310 (1, 4)  |   | 1-1<br>G4-6-3<br>1-2f   |   |   | 1-1<br>E<br>SF9<br>HBP  |   | 1-0<br>F8   |   |   | 2   | 1   | 0   | 0   | 0   | 0   | 1   |   |   |   |   |   |
| Mookie Wilson, S<br>OBP: 0.229, SLG: 0.285 (1, 9)    |   | 0-3<br>K  |   |   | 1-0<br>E9<br>SF9<br>FC6-2-4   |   | 0-2<br>L9   |   |   | 3   | 0   | 0   | 0   | 0   | 1   | 1   |   |   |   |   |   |
| Randy Myers, L<br>(8, 1)                             |   |   |   |   |   |   |   |   |   | 0   | 0   | 0   | 0   | 0   | 0   | 0   |   |   |   |   |   |
| Barry Lyons, R<br>OBP: 0.294, SLG: 0.356 (1, 2)      |   |   | 1-1<br>F7   |   | 1-1<br>SF9  |   |   | 0-0<br>G5-3   |   | 2   | 0   | 0   | 1   | 0   | 0   | 0   |   |   |   |   |   |
| Kevin Elster, R<br>OBP: 0.266, SLG: 0.287 (1, 6)     |   |   | 0-1<br>G5-3   |   | 0-0<br>FC6-2-4  |   |   | 0-1<br>G5-3   |   | 3   | 0   | 0   | 0   | 0   | 0   | 1   |   |   |   |   |   |
| David Cone, L<br>OBP: 0.233, SLG: 0.179 (1, 1)       |   |   | 0-2<br>G6-3   |   |   |   |   | 1-0<br>G3-1   |   | 2   | 0   | 0   | 0   | 0   | 0   | 0   |   |   |   |   |   |
| Lee Mazzilli, S<br>OBP: 0.380, SLG: 0.368 (8, 9)     |   |   |   |   |   |   |   |   |   | 1   | 0   | 0   | 0   | 0   | 0   | 0   |   |   |   |   |   |
| <b>Inning Stats</b>                                  | R: 0<br>E: 0<br>K: 1<br>S: 7  | H: 0<br>LOB: 0<br>BB: 0<br>P: 10  | R: 0<br>E: 0<br>K: 1<br>S: 6  | H: 1<br>LOB: 0<br>BB: 0<br>P: 7   | R: 0<br>E: 0<br>K: 0<br>S: 7  | H: 0<br>LOB: 0<br>BB: 0<br>P: 8   | R: 0<br>E: 0<br>K: 0<br>S: 10   | H: 1<br>LOB: 1<br>BB: 0<br>P: 13  | R: 1<br>E: 1<br>K: 0<br>S: 5  | H: 0<br>LOB: 0<br>BB: 0<br>P: 8   | R: 0<br>E: 0<br>K: 0<br>S: 9  | H: 0<br>LOB: 0<br>BB: 0<br>P: 12  | R: 1<br>E: 0<br>K: 1<br>S: 12   | H: 1<br>LOB: 0<br>BB: 0<br>P: 16  | R: 0<br>E: 0<br>K: 0<br>S: 4  | H: 0<br>LOB: 0<br>BB: 0<br>P: 5   | 1B: 2<br>2B: 1<br>3B: 0<br>HR: 1  | SF: 1<br>SAC: 0<br>DP: 2<br>HBP: 1  | WP: 0<br>PB: 0<br>SB: 1<br>CS: 0  | PA: 27  |   |
| <b>PITCHER</b>                                       | IP<br>WLS<br>BF<br>H<br>R<br>ER<br>SO<br>BB<br>IBB<br>HBP<br>BLK<br>WP<br>HR<br>S<br>P<br>ERA<br>WHIP | IP<br>WLS<br>BF<br>H<br>R<br>ER<br>SO<br>BB<br>IBB<br>HBP<br>BLK<br>WP<br>HR<br>S<br>P<br>ERA<br>WHIP | IP<br>WLS<br>BF<br>H<br>R<br>ER<br>SO<br>BB<br>IBB<br>HBP<br>BLK<br>WP<br>HR<br>S<br>P<br>ERA<br>WHIP | IP<br>WLS<br>BF<br>H<br>R<br>ER<br>SO<br>BB<br>IBB<br>HBP<br>BLK<br>WP<br>HR<br>S<br>P<br>ERA<br>WHIP | IP<br>WLS<br>BF<br>H<br>R<br>ER<br>SO<br>BB<br>IBB<br>HBP<br>BLK<br>WP<br>HR<br>S<br>P<br>ERA<br>WHIP | IP<br>WLS<br>BF<br>H<br>R<br>ER<br>SO<br>BB<br>IBB<br>HBP<br>BLK<br>WP<br>HR<br>S<br>P<br>ERA<br>WHIP | IP<br>WLS<br>BF<br>H<br>R<br>ER<br>SO<br>BB<br>IBB<br>HBP<br>BLK<br>WP<br>HR<br>S<br>P<br>ERA<br>WHIP | IP<br>WLS<br>BF<br>H<br>R<br>ER<br>SO<br>BB<br>IBB<br>HBP<br>BLK<br>WP<br>HR<br>S<br>P<br>ERA<br>WHIP | IP<br>WLS<br>BF<br>H<br>R<br>ER<br>SO<br>BB<br>IBB<br>HBP<br>BLK<br>WP<br>HR<br>S<br>P<br>ERA<br>WHIP | IP<br>WLS<br>BF<br>H<br>R<br>ER<br>SO<br>BB<br>IBB<br>HBP<br>BLK<br>WP<br>HR<br>S<br>P<br>ERA<br>WHIP | IP<br>WLS<br>BF<br>H<br>R<br>ER<br>SO<br>BB<br>IBB<br>HBP<br>BLK<br>WP<br>HR<br>S<br>P<br>ERA<br>WHIP | IP<br>WLS<br>BF<br>H<br>R<br>ER<br>SO<br>BB<br>IBB<br>HBP<br>BLK<br>WP<br>HR<br>S<br>P<br>ERA<br>WHIP | IP<br>WLS<br>BF<br>H<br>R<br>ER<br>SO<br>BB<br>IBB<br>HBP<br>BLK<br>WP<br>HR<br>S<br>P<br>ERA<br>WHIP | IP<br>WLS<br>BF<br>H<br>R<br>ER<br>SO<br>BB<br>IBB<br>HBP<br>BLK<br>WP<br>HR<br>S<br>P<br>ERA<br>WHIP | IP<br>WLS<br>BF<br>H<br>R<br>ER<br>SO<br>BB<br>IBB<br>HBP<br>BLK<br>WP<br>HR<br>S<br>P<br>ERA<br>WHIP | IP<br>WLS<br>BF<br>H<br>R<br>ER<br>SO<br>BB<br>IBB<br>HBP<br>BLK<br>WP<br>HR<br>S<br>P<br>ERA<br>WHIP | IP<br>WLS<br>BF<br>H<br>R<br>ER<br>SO<br>BB<br>IBB<br>HBP<br>BLK<br>WP<br>HR<br>S<br>P<br>ERA<br>WHIP | IP<br>WLS<br>BF<br>H<br>R<br>ER<br>SO<br>BB<br>IBB<br>HBP<br>BLK<br>WP<br>HR<br>S<br>P<br>ERA<br>WHIP | IP<br>WLS<br>BF<br>H<br>R<br>ER<br>SO<br>BB<br>IBB<br>HBP<br>BLK<br>WP<br>HR<br>S<br>P<br>ERA<br>WHIP | IP<br>WLS<br>BF<br>H<br>R<br>ER<br>SO<br>BB<br>IBB<br>HBP<br>BLK<br>WP<br>HR<br>S<br>P<br>ERA<br>WHIP | IP<br>WLS<br>BF<br>H<br>R<br>ER<br>SO<br>BB<br>IBB<br>HBP<br>BLK<br>WP<br>HR<br>S<br>P<br>ERA<br>WHIP |

**BOTTOM**

**Montreal Expos @ New York Mets**  
 Shea Stadium, Flushing, NY  
 Wed Jun 21 1989, 3:33 AM EDT  
 Att. 30,458 - Overcast

|            |           |
|------------|-----------|
| <b>AB</b>  | <b>25</b> |
| <b>R</b>   | <b>2</b>  |
| <b>H</b>   | <b>3</b>  |
| <b>RBI</b> | <b>2</b>  |
| <b>BB</b>  | <b>0</b>  |
| <b>SO</b>  | <b>3</b>  |
| <b>LOB</b> | <b>4</b>  |



| Batter   | 1   | 2  | 3   | 4   | 5  | 6  | 7   | 8   | 9   | AB R H RBI BB SO LOB                                       | TOP                                     |  |
|--|---|--|---|---|--|--|---|---|---|--|---|--|
| Lenny Dykstra, L (1, 8)<br>OBP: 0.380, SLG: 0.457    | 1-0<br>3B   | 4-0<br>BB  |   |   | 0-1<br>F7  |  | 4-2<br>BB   | 1-2<br>4-3  |   | 0 1 0 0 0 0 0  |   |  |
| Dickie Thon, R (1, 6)<br>OBP: 0.291, SLG: 0.367      | 0-0<br>HR   | 0-1<br>FC5-4   |   |   | 1-1<br>1-3   |  | 4-0<br>BB   | 2-1<br>1B   |   | 4 1 2 2 1 0 2  |   |  |
| Von Hayes, L (1, 5)<br>OBP: 0.424, SLG: 0.538        | 0-1<br>F7   |  |   |   | 1-0<br>1B  |  | 1-2<br>F7   | 1-2<br>F7   |   | 5 0 1 0 0 0 3  |   |  |
| Randy Ready, R (1, 7)<br>OBP: 0.387, SLG: 0.384      | 0-0<br>6-3  |  |   |   | 1-3<br>K   |  | 0-0<br>F9   | 2-2<br>WP   |   | 4 0 0 0 0 1 3  |   |  |
| Greg Harris, S (7, 1)                                |   |  |   |   |  |  |   | 1-3<br>1B   |   | 0 0 0 0 0 0 0  |   |  |
| Roger McDowell, R (8, 1)<br>OBP: 0.500, SLG: 0.500   |   |  |   |   |  |  |   |   |   | 0 0 0 0 0 0 0  |   |  |
| Curt Ford, L (9, PH)<br>OBP: 0.318, SLG: 0.370       |   |  |   |   |  |  |   |   |   | 1 0 1 0 0 0 0  |   |  |
| John Kruk, L (1, 9)<br>OBP: 0.349, SLG: 0.364        | 1-2<br>1B   |  |   |   | 1-0<br>F7  |  | 0-0<br>G4-6-3   | 2-3<br>K  |   | 4 0 2 0 0 1 0  |   |  |
| Eric Bullock, L (8, 9)                               |   |  |   |   |  |  |   | 1-2<br>K  |   | 1 0 0 0 0 1 2  |   |  |
| Ricky Jordan, R (1, 3)<br>OBP: 0.284, SLG: 0.321     | 1-1<br>F8   |  |   |   | 0-0<br>1B  |  | 0-2<br>G4-6-3   | 2-1<br>E  |   | 5 1 2 0 0 1 4  |   |  |
| Steve Jeltz, S (1, 4)<br>OBP: 0.397, SLG: 0.388      |   |  |   |   | 0-1<br>1B  |  | 4-2<br>BB   | 3-2<br>E4   |   | 2 0 1 0 2 0 1  |   |  |
| Steve Lake, R (1, 2)<br>OBP: 0.313, SLG: 0.337       |   |  |   |   | 1-2<br>G3-6-1  |  |   | 2-3<br>1B   |   |  |   |  |
| Dwayne Murphy, L (8, PH)<br>OBP: 0.300, SLG: 0.387   |   |  |   |   | 1-0<br>G3-6-1  |  | 2-0<br>4-3  | 3-3<br>K  |   | 3 0 0 0 0 0 4  |   |  |
| Darren Daulton, L (8, 2)<br>OBP: 0.297, SLG: 0.340   |   |  |   |   | 1-2<br>1-2f  |  |   |   |   | 1 0 0 0 0 1 2  |   |  |
| Ken Howell, R (1, 1)<br>OBP: 0.214, SLG: 0.192       |   |  |   |   | 1-3<br>K   |  | 2-3<br>K  | 0-0<br>1B   |   | 0 0 0 0 0 2 2  |   |  |
| Larry McWilliams, L (4, 1)<br>OBP: 0.111, SLG: 0.111 |   |  |   |   |  |  |   | 1-3<br>3-H  |   | 2 0 1 1 0 1 0  |   |  |
| Bob Demier, R (7, PH)<br>OBP: 0.244, SLG: 0.239      |   |  |   |   |  |  |   |   |   | 0 0 0 0 0 0 0  |   |  |
|  |   |  |   |   |  |  |   |   |   | 2 0 1 1 0 1 0  |   |  |
| <b>Inning Stats</b>                                  | R: 2 H: 3<br>E: 0 LOB: 1<br>K: 0 BB: 0<br>S: 10 P: 13 | R: 0 H: 0<br>E: 0 LOB: 2<br>K: 1 BB: 2<br>S: 9 P: 20 | R: 0 H: 0<br>E: 0 LOB: 0<br>K: 0 BB: 0<br>S: 6 P: 9 | R: 0 H: 2<br>E: 0 LOB: 1<br>K: 1 BB: 0<br>S: 7 P: 9 | R: 0 H: 1<br>E: 0 LOB: 1<br>K: 1 BB: 0<br>S: 9 P: 12 | R: 0 H: 1<br>E: 0 LOB: 1<br>K: 0 BB: 1<br>S: 8 P: 14 | R: 0 H: 0<br>E: 0 LOB: 2<br>K: 1 BB: 2<br>S: 10 P: 21 | R: 1 H: 2<br>E: 1 LOB: 2<br>K: 2 BB: 0<br>S: 15 P: 26 | R: 0 H: 2<br>E: 0 LOB: 2<br>K: 2 BB: 0<br>S: 16 P: 24 | 1B: 8 SF: 0<br>2B: 1 SAC: 0<br>3B: 1 DP: 2<br>HR: 1 HBP: 0 | WP: 1 PA: 42<br>PB: 0<br>SB: 2<br>CS: 0 |  |
| <b>PITCHER</b>                                       | IP WLS BF H R ER SO BB IBB HBP BLK WP HR S P ERA WHIP |  |   |   |  |  |   |   |   |  |   |  |
| Bob Ojeda, L (1, 1)<br>ERA: 3.08                     | 7.1 W 33 8 3 2 5 5 0 0 0 0 1 64 107 2.46 1.773        |  |   |   |  |  |   |   |   |  |   |  |
| Don Aase, R (8, 1)<br>ERA: 2.86                      | 0.0 1 0 0 0 0 0 0 0 0 0 0 3 6 ∞ ∞                     |  |   |   |  |  |   |   |   |  |   |  |
| Randy Myers, L (8, 1)<br>ERA: 1.6                    | 1.2 S 8 3 0 0 3 0 0 0 0 1 0 23 35 0.00 1.800          |  |   |   |  |  |   |   |   |  |   |  |

Philadelphia Phillies @ New York Mets  
 Shea Stadium, Flushing, NY  
 Fri Jun 23 1989, 7:05 PM EDT  
 Att: 44,828 - Unknown

livebaseballscorecards.com

|     |    |
|-----|----|
| AB  | 34 |
| R   | 3  |
| H   | 10 |
| RBI | 3  |
| BB  | 3  |
| SO  | 8  |
| LOB | 23 |



| Batter   | 1           | 2                        | 3                                    | 4                     | 5                          | 6                            | 7                        | 8                             | 9 |
|--|-------------|--------------------------|--------------------------------------|-----------------------|----------------------------|------------------------------|--------------------------|-------------------------------|---|
| Lee Mazzilli, S<br>OBP: 0.400, SLG: 0.405 (1, 9)     | 1-3<br>K2-3 |                          | 4-0<br>1B S<br>1B BB                 | 3-3<br>K              |                            | 1-0<br>BLK<br>SF7-5-6<br>2B  |                          | 1-0<br>1B<br>1-2<br>1B        |   |
| Dave Magadan, L<br>OBP: 0.381, SLG: 0.441 (1, 3)     | 3-1<br>4-3  |                          | 2-2<br>1B<br>1-3<br>1B               | 1-2<br>G6-4-3<br>1B   |                            | 4-0<br>BLK<br>SF7-5-6<br>BB  |                          | 1-1<br>1B<br>1-2<br>2-H<br>1B |   |
| Howard Johnson, S<br>OBP: 0.368, SLG: 0.604 (1, 5)   | 1-3<br>K    |                          | 0-0<br>1B<br>1-2<br>WP<br>3-H<br>1B  | 1-2<br>G6-4-3<br>1-2f |                            | 0-1<br>SF7-5-6<br>1-H<br>2-H |                          | 2-3<br>K                      |   |
| Kevin McReynolds, R<br>OBP: 0.355, SLG: 0.420 (1, 7) |             | 0-3<br>K                 | 2-2<br>WP<br>1-3<br>2-H<br>SF9<br>1B |                       | 2-1<br>P3                  |                              | 2-3<br>K                 | 1-0<br>1B<br>1-3<br>2-H       |   |
| Gregg Jefferies, S<br>OBP: 0.278, SLG: 0.309 (1, 4)  |             | 4-0<br>2B<br>6-3<br>BB   | 0-1<br>P5                            |                       | 4-2<br>1B<br>FC5-2<br>BB   |                              | 4-1<br>CS<br>BB          | 3-2<br>F7                     |   |
| Don Aase, R (8, 1)                                   |             |                          |                                      |                       |                            |                              |                          |                               |   |
| Randy Myers, L (8, 1)                                |             |                          |                                      |                       |                            |                              |                          |                               |   |
| Mookie Wilson, S<br>OBP: 0.240, SLG: 0.297 (1, 8)    |             | 1-2<br>SAFE<br>1-3<br>2B | 4-0<br>SF9<br>WP<br>IBB              |                       | 1-0<br>FC5-2<br>1-3<br>1B  |                              | 1-1<br>SAFE<br>1-2<br>F7 |                               |   |
| Barry Lyons, R<br>OBP: 0.285, SLG: 0.347 (1, 2)      |             | 0-0<br>6-3<br>3-H        | 1-1<br>SF9<br>1-3<br>2-H<br>3-H      |                       | 1-0<br>FC5-2<br>1-2<br>3-H |                              |                          | 2-2<br>E5<br>SH3<br>1B        |   |
| Kevin Elster, R<br>OBP: 0.269, SLG: 0.284 (1, 6)     |             | 4-0<br>IBB               | 1-3<br>K                             |                       | 0-0<br>P1                  |                              |                          | 1-1<br>SH3<br>1-2             |   |
| Bob Ojeda, L<br>OBP: 0.152, SLG: 0.125 (1, 1)        |             | 0-0<br>F8                |                                      | 0-3<br>K<br>1B        |                            | 0-0<br>B1                    |                          | 2-2<br>1B<br>2-H<br>1B        |   |
| Tim Teufel, R<br>OBP: 0.381, SLG: 0.307 (8, 4)       |             |                          |                                      |                       |                            |                              |                          |                               |   |

| Inning Stats | R: 0 | H: 0 | E: 0 | K: 2 | S: 8  | LOB: 0 | BB: 0 | P: 13 |
|--------------|------|------|------|------|-------|--------|-------|-------|
|              | R: 1 | H: 1 | E: 0 | K: 1 | S: 8  | LOB: 2 | BB: 2 | P: 17 |
|              | R: 4 | H: 3 | E: 0 | K: 1 | S: 15 | LOB: 1 | BB: 2 | P: 29 |
|              | R: 0 | H: 1 | E: 0 | K: 2 | S: 12 | LOB: 1 | BB: 0 | P: 17 |
|              | R: 0 | H: 1 | E: 0 | K: 0 | S: 8  | LOB: 2 | BB: 1 | P: 16 |
|              | R: 1 | H: 1 | E: 0 | K: 1 | S: 4  | LOB: 0 | BB: 1 | P: 9  |
|              | R: 0 | H: 0 | E: 0 | K: 1 | S: 6  | LOB: 0 | BB: 1 | P: 13 |
|              | R: 3 | H: 4 | E: 1 | K: 1 | S: 22 | LOB: 2 | BB: 0 | P: 34 |
|              | R: 0 | H: 0 | E: 0 | K: 1 | S: 1  | LOB: 0 | BB: 0 | P: 0  |

| PITCHER                    |     |    |    |   |    |    |    |     |     |     |    |    |    |    |       |       |
|----------------------------|-----|----|----|---|----|----|----|-----|-----|-----|----|----|----|----|-------|-------|
| IP                         | WLS | BF | H  | R | ER | SO | BB | IBB | HBP | BLK | WP | HR | S  | P  | ERA   | WHIP  |
| Ken Howell, R (1, 1)       | 3.1 | L  | 20 | 5 | 5  | 5  | 6  | 2   | 2   | 0   | 0  | 0  | 40 | 72 | 13.50 | 2.100 |
| Larry McWilliams, L (4, 1) | 2.2 |    | 10 | 2 | 1  | 1  | 0  | 2   | 0   | 0   | 1  | 0  | 15 | 29 | 3.38  | 1.500 |
| Greg Harris, R (7, 1)      | 1.1 |    | 7  | 2 | 3  | 1  | 1  | 1   | 0   | 0   | 0  | 0  | 18 | 30 | 6.75  | 2.250 |
| Roger McDowell, R (8, 1)   | 0.2 |    | 4  | 2 | 0  | 0  | 1  | 0   | 0   | 0   | 0  | 0  | 10 | 17 | 0.00  | 3.000 |

| AB | R | H | RBI | BB | SO | LOB |
|----|---|---|-----|----|----|-----|
| 4  | 3 | 2 | 0   | 1  | 2  | 1   |
| 4  | 1 | 3 | 1   | 1  | 0  | 0   |
| 4  | 1 | 1 | 2   | 0  | 2  | 4   |
| 5  | 1 | 2 | 2   | 0  | 2  | 0   |
| 1  | 1 | 0 | 0   | 3  | 0  | 2   |
| 0  | 0 | 0 | 0   | 0  | 0  | 0   |
| 1  | 0 | 0 | 0   | 0  | 0  | 2   |
| 3  | 0 | 2 | 0   | 1  | 0  | 1   |
| 3  | 1 | 0 | 2   | 0  | 0  | 3   |
| 2  | 0 | 0 | 0   | 1  | 1  | 3   |
| 3  | 0 | 0 | 0   | 0  | 1  | 2   |
| 1  | 1 | 1 | 1   | 0  | 0  | 0   |

| WP    | PA |
|-------|----|
| 2     | 41 |
| PB: 0 |    |
| SB: 1 |    |
| CS: 1 |    |

|     |    |
|-----|----|
| AB  | 31 |
| R   | 9  |
| H   | 11 |
| RBI | 8  |
| BB  | 7  |
| SO  | 8  |
| LOB | 18 |



**Philadelphia Phillies @ New York Mets**  
 Shea Stadium, Flushing, NY  
 Fri Jun 23 1989, 7:05 PM EDT  
 Att. 44,828 - Unknown

[livebaseballscorecards.com](http://livebaseballscorecards.com)

| Batter  | 1   | 2                                | 3                             | 4                                | 5                            | 6                                | 7                            | 8                                | 9                            | AB R H RBI BB SO LOB             | TOP                          |                                 |                               |                                  |                              |                                  |                              |                                  |                                  |                                    |                                  |        |
|---|---|----------------------------------|-------------------------------|----------------------------------|------------------------------|----------------------------------|------------------------------|----------------------------------|------------------------------|----------------------------------|------------------------------|---------------------------------|-------------------------------|----------------------------------|------------------------------|----------------------------------|------------------------------|----------------------------------|----------------------------------|------------------------------------|----------------------------------|--------|
| Lenny Dykstra, L<br>OBP: 0.385, SLG: 0.461<br>(1, 8)  | 3-2<br>F8   |                                  | 1-1<br>HBP                    |                                  | 4-1<br>BB                    |                                  | 1-2<br>2-H 2B                |                                  | 3-2<br>F8                    | 0 0 0 0 0 0 0                    |                              |                                 |                               |                                  |                              |                                  |                              |                                  |                                  |                                    |                                  |        |
| Tom Herr, S<br>OBP: 0.344, SLG: 0.369<br>(1, 4)       | 2-1<br>P5   |                                  | 1-3<br>K                      |                                  | 1-2<br>G6-4-3<br>1-2f        |                                  | 1-0<br>G6-3                  |                                  | 0-0<br>P6                    | 5 0 0 0 0 1 5                    |                              |                                 |                               |                                  |                              |                                  |                              |                                  |                                  |                                    |                                  |        |
| Von Hayes, L<br>OBP: 0.418, SLG: 0.529<br>(1, 5)      | 2-1<br>P3   |                                  | 1-1<br>F7                     |                                  |                              | 1-0<br>P2                        |                              | 3-2<br>G3                        |                              | 4 0 0 0 0 0 1                    |                              |                                 |                               |                                  |                              |                                  |                              |                                  |                                  |                                    |                                  |        |
| John Kruk, L<br>OBP: 0.346, SLG: 0.361<br>(1, 9)      |   | 0-1<br>1B 1B 1B                  |                               | 0-0<br>F7                        |                              | 1-3<br>K                         |                              | 1-0<br>F7                        |                              | 4 0 1 0 0 1 0                    |                              |                                 |                               |                                  |                              |                                  |                              |                                  |                                  |                                    |                                  |        |
| Ricky Jordan, R<br>OBP: 0.284, SLG: 0.335<br>(1, 3)   |   | 1-3<br>K                         |                               | 0-0<br>F7                        |                              | 0-0<br>HR                        |                              | 1-0<br>E9                        |                              | 4 1 1 1 0 1 1                    |                              |                                 |                               |                                  |                              |                                  |                              |                                  |                                  |                                    |                                  |        |
| Curt Ford, L<br>OBP: 0.330, SLG: 0.373<br>(1, 7)      |   | 2-1<br>L4-6 1B                   |                               | 4-2<br>1B 1B                     |                              | 0-1<br>G3-1                      |                              | 2-1<br>P5                        |                              | 2 0 1 0 1 0 0                    |                              |                                 |                               |                                  |                              |                                  |                              |                                  |                                  |                                    |                                  |        |
| Randy Ready, R<br>OBP: 0.384, SLG: 0.381<br>(8, 7)    |   | 1-2<br>1B                        |                               | BB                               |                              |                                  |                              |                                  |                              | 1 0 0 0 0 0 1                    |                              |                                 |                               |                                  |                              |                                  |                              |                                  |                                  |                                    |                                  |        |
| Steve Jeltz, S<br>OBP: 0.408, SLG: 0.396<br>(1, 6)    |   | 0-0<br>1B                        |                               | 0-0<br>1B                        |                              | 1-3<br>1B                        |                              | 1-3<br>K                         |                              | 3 0 2 0 1 1 0                    |                              |                                 |                               |                                  |                              |                                  |                              |                                  |                                  |                                    |                                  |        |
| Darren Daulton, L<br>OBP: 0.298, SLG: 0.336<br>(1, 2) |   | 3-2<br>L4-6                      |                               | 2-1<br>F7                        |                              | 2-1<br>PB 2B                     |                              | 4-2<br>FC4-6 BB                  |                              | 2 1 0 0 1 0 5                    |                              |                                 |                               |                                  |                              |                                  |                              |                                  |                                  |                                    |                                  |        |
| Bob Dernier, R<br>OBP: 0.242, SLG: 0.236<br>(9, PH)   |   | 2-3                              |                               |                                  |                              |                                  |                              | 1-2<br>FC4-6 BB                  |                              | 1 0 0 0 0 0 1                    |                              |                                 |                               |                                  |                              |                                  |                              |                                  |                                  |                                    |                                  |        |
| Floyd Youmans, R<br>OBP: 0.077, SLG: 0.077<br>(5, PH) |   |                                  | 0-2<br>P4                     |                                  | 2-2<br>G4-3                  |                                  | 1-3<br>K                     |                                  | 4-1<br>BB                    | 1 0 0 0 0 0 0                    |                              |                                 |                               |                                  |                              |                                  |                              |                                  |                                  |                                    |                                  |        |
| Eric Bullock, L<br>(5, PH)                            |   |                                  |                               |                                  |                              |                                  |                              |                                  |                              | 1 0 0 0 0 0 0                    |                              |                                 |                               |                                  |                              |                                  |                              |                                  |                                  |                                    |                                  |        |
| Don Carman, L<br>(5, 1)                               |   |                                  |                               |                                  |                              |                                  |                              |                                  |                              | 0 0 0 0 0 0 0                    |                              |                                 |                               |                                  |                              |                                  |                              |                                  |                                  |                                    |                                  |        |
| Dwayne Murphy, L<br>OBP: 0.296, SLG: 0.381<br>(7, PH) |   |                                  |                               |                                  |                              |                                  |                              |                                  |                              | 1 0 0 0 0 0 1 1                  |                              |                                 |                               |                                  |                              |                                  |                              |                                  |                                  |                                    |                                  |        |
| Jeff Parrett, R<br>(7, 1)                             |   |                                  |                               |                                  |                              |                                  |                              |                                  |                              | 0 0 0 0 0 0 0                    |                              |                                 |                               |                                  |                              |                                  |                              |                                  |                                  |                                    |                                  |        |
| Dickie Thon, R<br>OBP: 0.295, SLG: 0.367<br>(9, PH)   |   |                                  |                               |                                  |                              |                                  |                              |                                  |                              | 0 0 0 0 0 1 0 0                  |                              |                                 |                               |                                  |                              |                                  |                              |                                  |                                  |                                    |                                  |        |
| <b>Inning Stats</b>                                   | R: 0<br>E: 0<br>K: 0<br>S: 7                          | H: 0<br>LOB: 0<br>BB: 0<br>P: 14 | R: 0<br>E: 0<br>K: 1<br>S: 12 | H: 3<br>LOB: 2<br>BB: 0<br>P: 18 | R: 0<br>E: 0<br>K: 1<br>S: 9 | H: 0<br>LOB: 1<br>BB: 0<br>P: 12 | R: 0<br>E: 0<br>K: 0<br>S: 7 | H: 1<br>LOB: 2<br>BB: 1<br>P: 13 | R: 0<br>E: 0<br>K: 0<br>S: 7 | H: 0<br>LOB: 0<br>BB: 1<br>P: 14 | R: 1<br>E: 0<br>K: 1<br>S: 7 | H: 1<br>LOB: 0<br>BB: 0<br>P: 9 | R: 1<br>E: 0<br>K: 2<br>S: 15 | H: 1<br>LOB: 1<br>BB: 1<br>P: 23 | R: 0<br>E: 1<br>K: 0<br>S: 7 | H: 0<br>LOB: 1<br>BB: 0<br>P: 14 | R: 0<br>E: 0<br>K: 0<br>S: 9 | H: 0<br>LOB: 2<br>BB: 2<br>P: 21 | 1B: 4<br>2B: 2<br>3B: 0<br>HR: 1 | SF: 0<br>SAC: 0<br>DP: 2<br>HBP: 1 | WP: 0<br>PB: 1<br>SB: 0<br>CS: 0 | PA: 38 |
| <b>PITCHER</b>  | IP WLS BF H R ER SO BB IBB HBP BLK WP HR S P ERA WHIP |                                  |                               |                                  |                              |                                  |                              |                                  |                              |                                  |                              |                                 |                               |                                  |                              |                                  |                              |                                  |                                  |                                    |                                  |        |
| Ron Darling, R<br>ERA: 4.4<br>(1, 1)                  | 6.2 W 28 6 2 1 5 3 0 1 0 0 0 1 63 101 1.35 1.350      |                                  |                               |                                  |                              |                                  |                              |                                  |                              |                                  |                              |                                 |                               |                                  |                              |                                  |                              |                                  |                                  |                                    |                                  |        |
| David West, L<br>ERA:<br>(7, 1)                       | 1.0 4 0 0 0 0 0 0 0 0 0 0 0 6 12 0.00 0.000           |                                  |                               |                                  |                              |                                  |                              |                                  |                              |                                  |                              |                                 |                               |                                  |                              |                                  |                              |                                  |                                  |                                    |                                  |        |
| Don Aase, R<br>ERA: 2.83<br>(8, 1)                    | 0.1 2 0 0 0 0 1 0 0 0 0 0 0 3 9 0.00 3.000            |                                  |                               |                                  |                              |                                  |                              |                                  |                              |                                  |                              |                                 |                               |                                  |                              |                                  |                              |                                  |                                  |                                    |                                  |        |
| Randy Myers, L<br>ERA: 1.57<br>(9, 1)                 | 1.0 S 4 0 0 0 0 1 0 0 0 0 0 0 8 16 0.00 1.000         |                                  |                               |                                  |                              |                                  |                              |                                  |                              |                                  |                              |                                 |                               |                                  |                              |                                  |                              |                                  |                                  |                                    |                                  |        |

Philadelphia Phillies @ New York Mets  
Shea Stadium, Flushing, NY  
Sat Jun 24 1989, 7:05 PM EDT  
Att. 48,323 - Unknown - 80 F

livebaseballscorecards.com

|     |    |
|-----|----|
| AB  | 29 |
| R   | 2  |
| H   | 5  |
| RBI | 1  |
| BB  | 4  |
| SO  | 5  |
| LOB | 15 |



| Batter   | 1      | 2             | 3        | 4      | 5             | 6        | 7        | 8      | 9 |
|--|--------|---------------|----------|--------|---------------|----------|----------|--------|---|
| Lee Mazzilli, S<br>OBP: 0.390, SLG: 0.378<br>(1, 9)  | 1-1 P4 | 3-2 G3        |          | 4-1 BB |               |          | 0-1 F7   |        |   |
| Dave Magadan, L<br>OBP: 0.384, SLG: 0.461<br>(1, 3)  | 3-2 1B |               | 2-1 HR   | 1-2 F8 |               |          | 1-1 G3   |        |   |
| Howard Johnson, S<br>OBP: 0.363, SLG: 0.594<br>(1, 5)                                      | 2-2 F9 |               | 2-1 P2   |        | 0-0 F8        |          |          | 1-0 F7 |   |
| Kevin McReynolds, R<br>OBP: 0.354, SLG: 0.417<br>(1, 7)                                    | 3-1 F7 |               | 1-2 E5   |        | 1-0 P4        |          |          | 0-0 1B |   |
| Gregg Jefferies, S<br>OBP: 0.277, SLG: 0.305<br>(1, 4)                                     |        | 4-0 2B G3 BB  | 2-2 G6-3 |        | 2-2 G6-3      |          |          | 0-1 F7 |   |
| Mookie Wilson, S<br>OBP: 0.240, SLG: 0.301<br>(1, 8)                                       |        | 3-1 G3 WP 2B  | 0-1 G3   |        |               | 1-0 G5-3 |          | 1-3 K  |   |
| Mackey Sasser, L<br>OBP: 0.338, SLG: 0.422<br>(1, 2)                                       |        | 0-2 G3        |          |        | 0-0 G5-4-3 1B |          | 2-0 P6   |        |   |
| Kevin Elster, R<br>OBP: 0.270, SLG: 0.281<br>(1, 6)  |        | 4-0 WP SH1 BB |          |        | 0-0 G5-4-3    |          | 3-2 P2   |        |   |
| Ron Darling, R<br>OBP: 0.129, SLG: 0.258<br>David West, L<br>Don Aase, R<br>Randy Myers, L |        | 0-0 SH1       |          |        | 1-0 HR        |          | 2-2 G4-3 |        |   |

| AB | R | H | RBI | BB | SO | LOB |
|----|---|---|-----|----|----|-----|
| 3  | 0 | 0 | 0   | 1  | 0  | 1   |
| 4  | 1 | 2 | 1   | 0  | 0  | 1   |
| 4  | 0 | 0 | 0   | 0  | 0  | 1   |
| 4  | 0 | 1 | 0   | 0  | 0  | 1   |
| 3  | 1 | 0 | 0   | 1  | 0  | 2   |
| 4  | 1 | 1 | 0   | 0  | 1  | 2   |
| 3  | 0 | 1 | 1   | 0  | 0  | 1   |
| 2  | 0 | 0 | 0   | 1  | 0  | 1   |
| 1  | 1 | 1 | 1   | 0  | 0  | 0   |
| 1  | 0 | 0 | 0   | 0  | 0  | 0   |
| 0  | 0 | 0 | 0   | 0  | 0  | 0   |
| 0  | 0 | 0 | 0   | 0  | 0  | 0   |

| BOTTOM                                |        |
|---------------------------------------|--------|
| Philadelphia Phillies @ New York Mets |        |
| Shea Stadium, Flushing, NY            |        |
| Sat Jun 24 1989, 7:05 PM EDT          |        |
| Att: 48,323 - Unknown - 80 F          |        |
| AB                                    | 29     |
| R                                     | 4      |
| H                                     | 6      |
| RBI                                   | 3      |
| BB                                    | 3      |
| SO                                    | 1      |
| LOB                                   | 10     |
| WP: 1                                 | PA: 33 |
| PB: 0                                 | SB: 2  |
| CS: 0                                 |        |



| Inning Stats |      | R: 0 | H: 1   | E: 0 | LOB: 1 | K: 0  | BB: 0 | S: 10 | P: 19 |
|--------------|------|------|--------|------|--------|-------|-------|-------|-------|
| R: 2         | H: 1 | E: 0 | LOB: 1 | K: 0 | BB: 2  | S: 9  | P: 23 |       |       |
| R: 1         | H: 1 | E: 1 | LOB: 1 | K: 0 | BB: 0  | S: 12 | P: 19 |       |       |
| R: 1         | H: 2 | E: 0 | LOB: 1 | K: 0 | BB: 1  | S: 7  | P: 13 |       |       |
| R: 0         | H: 0 | E: 0 | LOB: 0 | K: 0 | BB: 0  | S: 5  | P: 8  |       |       |
| R: 0         | H: 0 | E: 0 | LOB: 0 | K: 0 | BB: 0  | S: 6  | P: 12 |       |       |
| R: 0         | H: 0 | E: 0 | LOB: 0 | K: 0 | BB: 0  | S: 8  | P: 11 |       |       |
| R: 0         | H: 1 | E: 0 | LOB: 1 | K: 1 | BB: 0  | S: 7  | P: 9  |       |       |

| PITCHER          |        | IP  | WLS | BF | H | R | ER | SO | P  | ERA  | WHIP  |
|------------------|--------|-----|-----|----|---|---|----|----|----|------|-------|
| Floyd Youmans, R | (1, 1) | 4.0 | L   | 20 | 5 | 4 | 4  | 0  | 74 | 9.00 | 2.000 |
| Don Carman, L    | (5, 1) | 2.0 |     | 6  | 0 | 0 | 0  | 0  | 20 | 0.00 | 0.000 |
| Jeff Parrett, R  | (7, 1) | 2.0 |     | 7  | 1 | 0 | 0  | 1  | 20 | 0.00 | 0.500 |

| Batter   | 1   | 2   | 3   | 4   | 5   | 6  | 7   | 8   | 9   | AB R H RBI BB SO LOB   | TOP  |  |
|--|---|---|---|---|---|--|---|---|---|--|--|--|
| Lenny Dykstra, L (1, 8)<br>OBP: 0.376, SLG: 0.448  | 0-0<br>B2   |   | 2-3<br>K  |   | 2-2<br>F9   |  | 0-2<br>P2   |   | 0-0<br>G3   | 0 0 0 0 0 0 0  |  |  |
| Tom Herr, S (1, 4)<br>OBP: 0.346, SLG: 0.368   | 2-3<br>K  |   | 4-0<br>BB   |   | 1-2<br>1B   |  | 2-2<br>F8   |   |   | 3 0 1 0 1 1 2  |  |  |
| Von Hayes, L (1, 9)<br>OBP: 0.413, SLG: 0.520  | 1-1<br>P6   |   | 0-2<br>P6   |   | 1-2<br>G3   |  |   | 0-2<br>F9   |   | 4 0 0 0 0 0 2  |  |  |
| Ricky Jordan, R (1, 3)<br>OBP: 0.288, SLG: 0.339   |   | 1-1<br>BLK<br>3B<br>1B  |   | 1-1<br>F8   |   | 2-3<br>K   |   | 1-2<br>BLK<br>1B  |   | 4 1 2 0 0 1 0  |  |  |
| Randy Ready, R (1, 7)<br>OBP: 0.381, SLG: 0.372  |   | 1-3<br>K  |   | 4-2<br>1B<br>BB   |   | 2-3<br>K   |   | 3-3<br>K  |   | 3 0 0 0 1 3 2  |  |  |
| Dickie Thon, R (1, 6)<br>OBP: 0.289, SLG: 0.359  |   | 1-2<br>F7   |   | 1-3<br>K  |   | 1-1<br>F9  |   | 0-3<br>K  |   | 4 0 0 0 0 2 3  |  |  |
| Steve Jeltz, S (1, 5)<br>OBP: 0.426, SLG: 0.438  |   | 2-2<br>2-H<br>3B  |   | 3-2<br>1B   |   |  | 3-2<br>P2<br>BB<br>1B   |   | 1-2<br>1B   | 4 0 4 1 0 0 0  |  |  |
| Steve Lake, R (1, 2)<br>OBP: 0.304, SLG: 0.326   |   | 2-1<br>P4   |   | 0-0<br>P2   |   |  | 1-3<br>K  |   | 1-3<br>K  | 3 0 0 0 0 1 4<br>1 0 0 0 0 1 1   |  |  |
| Curt Ford, L (9, PH)<br>OBP: 0.326, SLG: 0.369   |   |   |   |   |   |  |   |   |   |  |  |  |
| Terry Mulholland, R (1, 1)<br>Eric Bullock, L (5, PH)<br>Greg Harris, S (5, 1)<br>Bob Dernier, R (7, PH)<br>Larry McWilliams, L (7, 1)<br>Dwayne Murphy, L (8, PH) |   |   | 0-3<br>K  |   | 3-3<br>K  |  | 4-2<br>SAFE<br>BB   |   | 1-3<br>K  | 1 0 0 0 0 1 0<br>1 0 0 0 0 1 0<br>0 0 0 0 0 0 0<br>0 0 0 0 0 1 0 0<br>0 0 0 0 0 0 0 0<br>1 0 0 0 0 1 1 |  |  |
| <b>Inning Stats</b>  | R: 0<br>E: 0<br>K: 1<br>S: 6<br>H: 0<br>LOB: 0<br>BB: 0<br>P: 9 | R: 1<br>E: 0<br>K: 1<br>S: 13<br>H: 2<br>LOB: 1<br>BB: 0<br>P: 20 | R: 0<br>E: 0<br>K: 2<br>S: 10<br>H: 0<br>LOB: 1<br>BB: 1<br>P: 16 | R: 0<br>E: 0<br>K: 1<br>S: 12<br>H: 1<br>LOB: 2<br>BB: 1<br>P: 21 | R: 0<br>E: 0<br>K: 1<br>S: 15<br>H: 1<br>LOB: 1<br>BB: 0<br>P: 22 | R: 0<br>E: 0<br>K: 2<br>S: 9<br>H: 0<br>LOB: 0<br>BB: 0<br>P: 14 | R: 0<br>E: 0<br>K: 1<br>S: 15<br>H: 1<br>LOB: 2<br>BB: 1<br>P: 25 | R: 0<br>E: 0<br>K: 2<br>S: 21<br>H: 1<br>LOB: 1<br>BB: 0<br>P: 25 | R: 0<br>E: 0<br>K: 2<br>S: 12<br>H: 1<br>LOB: 1<br>BB: 0<br>P: 15 | 1B: 6<br>2B: 0<br>3B: 1<br>HR: 0<br>SF: 0<br>SAC: 0<br>DP: 0<br>HBP: 0                                 | WP: 0<br>PB: 0<br>SB: 0<br>CS: 0<br>PA: 37 |  |
| <b>PITCHER</b>   | IP WLS BF H R ER SO BB IBB HBP BLK WP HR S P ERA WHIP           |   |   |   |   |  |   |   |   |  |  |  |
| Sid Fernandez, L (1, 1)<br>ERA: 3.16   | 7.0 W 29 5 1 1 9 3 0 0 0 1 0 0 80 127 1.29 1.143                |   |   |   |   |  |   |   |   |  |  |  |
| Rick Aguilera, R (8, 1)<br>ERA: 1.36   | 2.0 8 2 0 0 4 0 0 0 0 1 0 0 33 40 0.00 1.000                    |   |   |   |   |  |   |   |   |  |  |  |

Philadelphia Phillies @ New York Mets  
Shea Stadium, Flushing, NY  
Sun Jun 25 1989, 3:33 AM EDT  
Att. 47,692 - Sunny - 75 F

livebaseballscorecards.com

|     |    |
|-----|----|
| AB  | 29 |
| R   | 1  |
| H   | 7  |
| RBI | 1  |
| BB  | 3  |
| SO  | 12 |
| LOB | 15 |



BOTTOM

Philadelphia Phillies @ New York Mets

Shea Stadium, Flushing, NY

Sun Jun 25 1989, 3:33 AM EDT

Att. 47,692 - Sunny - 75 F

livebaseballscores.com

|     |    |
|-----|----|
| AB  | 32 |
| R   | 5  |
| H   | 9  |
| RBI | 5  |
| BB  | 4  |
| SO  | 7  |
| LOB | 14 |



|    |   |    |    |
|----|---|----|----|
| WP | 0 | PA | 36 |
| PB | 0 |    |    |
| SB | 0 |    |    |
| CS | 1 |    |    |

| AB | R | H | RBI | BB | SO | LOB |
|----|---|---|-----|----|----|-----|
| 3  | 0 | 0 | 0   | 1  | 1  | 0   |
| 3  | 2 | 1 | 0   | 1  | 0  | 2   |
| 3  | 1 | 2 | 0   | 1  | 1  | 0   |
| 4  | 1 | 2 | 2   | 0  | 1  | 2   |
| 4  | 1 | 3 | 2   | 0  | 0  | 2   |
| 4  | 0 | 0 | 0   | 0  | 1  | 5   |
| 3  | 0 | 0 | 0   | 1  | 0  | 1   |
| 4  | 0 | 1 | 1   | 0  | 1  | 0   |
| 3  | 0 | 0 | 0   | 0  | 2  | 2   |
| 1  | 0 | 0 | 0   | 0  | 0  | 0   |

| Batter  | 1                                     | 2                                | 3                            | 4                               | 5                             | 6                                | 7                                     | 8                                     | 9                             | AB                               | R                            | H                                | RBI                          | BB                               | SO                               | LOB                                |
|---|---------------------------------------|----------------------------------|------------------------------|---------------------------------|-------------------------------|----------------------------------|---------------------------------------|---------------------------------------|-------------------------------|----------------------------------|------------------------------|----------------------------------|------------------------------|----------------------------------|----------------------------------|------------------------------------|
| Mark Carreon, R<br>OBP: 0.250, SLG: 0.433<br>(1, 9)     | <br>1-3                               |                                  | <br>1-0                      | <br>1-2                         |                               | <br>4-0                          |                                       |                                       |                               | 3                                | 0                            | 0                                | 0                            | 1                                | 1                                | 0                                  |
| Dave Magadan, L<br>OBP: 0.386, SLG: 0.458<br>(1, 3)     | <br>2-2                               |                                  | <br>4-1                      | <br>3-2                         |                               | <br>1-2                          |                                       |                                       |                               | 3                                | 2                            | 1                                | 0                            | 1                                | 0                                | 2                                  |
| Howard Johnson, S<br>OBP: 0.368, SLG: 0.599<br>(1, 5)   | <br>0-1                               |                                  | <br>4-0                      | <br>1-3                         |                               |                                  | <br>1-1                               |                                       |                               | 3                                | 1                            | 2                                | 0                            | 1                                | 1                                | 0                                  |
| Kevin McReynolds, R<br>OBP: 0.356, SLG: 0.423<br>(1, 7) | <br>1-3                               |                                  | <br>1-1                      |                                 | <br>3-2                       |                                  | <br>1-0                               |                                       |                               | 4                                | 1                            | 2                                | 2                            | 0                                | 1                                | 2                                  |
| Gregg Jefferies, S<br>OBP: 0.285, SLG: 0.326<br>(1, 4)  | <br>1-0                               |                                  | <br>0-1                      | <br>1-1                         |                               |                                  | <br>1-1                               |                                       |                               | 4                                | 1                            | 3                                | 2                            | 0                                | 0                                | 2                                  |
| Mookie Wilson, S<br>OBP: 0.235, SLG: 0.295<br>(1, 8)    | <br>0-2                               |                                  | <br>0-0                      | <br>1-3                         |                               |                                  | <br>3-2                               |                                       |                               | 4                                | 0                            | 0                                | 0                            | 0                                | 1                                | 5                                  |
| Barry Lyons, R<br>OBP: 0.284, SLG: 0.339<br>(1, 2)      |                                       | <br>1-2                          | <br>4-1                      |                                 | <br>0-1                       |                                  |                                       | <br>0-0                               |                               | 3                                | 0                            | 0                                | 0                            | 1                                | 0                                | 1                                  |
| Kevin Elster, R<br>OBP: 0.269, SLG: 0.280<br>(1, 6)     |                                       | <br>0-0                          | <br>1-0                      |                                 |                               | <br>1-2                          |                                       | <br>2-3                               |                               | 4                                | 0                            | 1                                | 1                            | 0                                | 1                                | 0                                  |
| Sid Fernandez, L<br>OBP: 0.241, SLG: 0.286<br>(1, 1)    |                                       | <br>1-3                          | <br>1-3                      |                                 |                               | <br>1-2                          |                                       | <br>2-1                               |                               | 3                                | 0                            | 0                                | 0                            | 0                                | 2                                | 2                                  |
| Rick Aguilera, R<br>(8, 1)                              |                                       |                                  |                              |                                 |                               |                                  |                                       |                                       |                               | 1                                | 0                            | 0                                | 0                            | 0                                | 0                                | 0                                  |
| <b>Inning Stats</b>                                     | R: 1<br>E: 0<br>K: 2<br>S: 15         | H: 3<br>LOB: 2<br>BB: 0<br>P: 20 | R: 0<br>E: 0<br>K: 1<br>S: 7 | H: 0<br>LOB: 0<br>BB: 0<br>P: 9 | R: 4<br>E: 0<br>K: 1<br>S: 12 | H: 3<br>LOB: 2<br>BB: 3<br>P: 28 | R: 0<br>E: 1<br>K: 1<br>S: 10         | H: 0<br>LOB: 0<br>BB: 0<br>P: 15      | R: 0<br>E: 0<br>K: 0<br>S: 11 | H: 1<br>LOB: 1<br>BB: 1<br>P: 18 | R: 0<br>E: 0<br>K: 0<br>S: 8 | H: 2<br>LOB: 1<br>BB: 0<br>P: 14 | R: 0<br>E: 0<br>K: 1<br>S: 6 | H: 0<br>LOB: 0<br>BB: 0<br>P: 10 | 1B: 5<br>2B: 3<br>3B: 1<br>HR: 0 | SF: 0<br>SAC: 0<br>DP: 1<br>HBP: 0 |
| <b>PITCHER</b>  | IP<br>WLS<br>BF<br>H<br>R<br>ER<br>SO | H<br>R<br>ER<br>SO               | H<br>R<br>ER<br>SO           | H<br>R<br>ER<br>SO              | WP<br>HR<br>S<br>P            | ERA<br>WHIP                      | <b>PITCHER</b>                        | IP<br>WLS<br>BF<br>H<br>R<br>ER<br>SO | H<br>R<br>ER<br>SO            | BB<br>IBB<br>HBP<br>BLK          | WP<br>HR<br>S<br>P           | ERA<br>WHIP                      |                              |                                  |                                  |                                    |
| Terry Mulholland, L<br>ERA: 7.08<br>(1, 1)              | 4.0<br>L                              | 21<br>6                          | 5<br>5                       | 5<br>5                          | 3<br>0                        | 11.25<br>2.250                   | Greg Harris, R<br>ERA: 3.35<br>(5, 1) | 2.0<br>8                              | 1<br>0                        | 0<br>0                           | 1<br>1                       | 0.00<br>1.000                    |                              |                                  |                                  |                                    |
| Larry McWilliams, L<br>ERA: 3.51<br>(7, 1)              | 2.0<br>7                              | 2<br>2                           | 0<br>0                       | 1<br>1                          | 0<br>0                        | 0.00<br>1.000                    |                                       |                                       |                               |                                  |                              |                                  |                              |                                  |                                  |                                    |

| Batter   | 1   | 2   | 3   | 4   | 5  | 6   | 7   | 8   | 9   | AB R H RBI BB SO LOB                                       | TOP                                     |  |
|--|---|---|---|---|--|---|---|---|---|--|---|--|
| Juan Samuel, R (1, 8)<br>OBP: 0.298, SLG: 0.369        | 1-3<br>K  |   | 0-3<br>K  |   |  | 0-0<br>F9   |   | 2-2<br>L6   |   | 4 0 0 0 0 2 1  |   |  |
| Dave Magadan, L (1, 3)<br>OBP: 0.383, SLG: 0.459       | 0-1<br>G6-3<br>2B                                     |   | 2-2<br>G3-1   |   |  | 2-3<br>K  |   |   | 2-3<br>K  | 4 0 1 0 0 2 0  |   |  |
| Howard Johnson, S (1, 5)<br>OBP: 0.367, SLG: 0.593     | 0-0<br>G6-3<br>2-3                                    |   | 1-3<br>K  |   |  | 1-1<br>G6-3<br>1B                                   |   |   | 2-3<br>K  | 4 0 1 0 0 2 1  |   |  |
| Kevin McReynolds, R (1, 7)<br>OBP: 0.351, SLG: 0.416   | 2-2<br>F8   |   | 0-0<br>G6-3   |   |  | 3-2<br>G6-3<br>1-2                                  |   |   | 2-3<br>K  | 4 0 0 0 0 1 2  |   |  |
| Gregg Jefferies, S (1, 4)<br>OBP: 0.283, SLG: 0.323    |   | 1-3<br>K  |   |   |  | 1-3<br>K  |   |   |   | 2 0 0 0 0 1 0  |   |  |
| Tim Teufel, R (4, 4)<br>OBP: 0.377, SLG: 0.303         |   |   | 0-0<br>G1-3   |   |  |   |   |   |   | 1 0 0 0 0 1 1  |   |  |
| Mookie Wilson, S (1, 9)<br>OBP: 0.236, SLG: 0.295      |   | 0-0<br>G4-6-3<br>1B                                   |   |   |  | 1-0<br>F9   |   |   |   | 3 0 1 0 0 0 1  |   |  |
| Barry Lyons, R (1, 2)<br>OBP: 0.279, SLG: 0.333        |   | 0-2<br>G4-6-3   |   |   |  | 2-2<br>G4-3   |   |   |   | 2 0 0 0 0 0 1  |   |  |
| David West, L (5, 1)                                   |   |   |   |   |  |   |   |   |   | 0 0 0 0 0 0 0  |   |  |
| Lee Mazzilli, S (8, PH)<br>OBP: 0.383, SLG: 0.370      |   |   |   |   |  |   |   |   |   | 1 0 0 0 0 1 0  |   |  |
| Jeff Innis, R (8, 1)                                   |   |   |   |   |  |   |   |   |   | 0 0 0 0 0 0 0  |   |  |
| Kevin Elster, R (1, 6)<br>OBP: 0.275, SLG: 0.302       |   |   | 1-2<br>HR   |   |  | 1-1<br>P6   |   |   | 0-1<br>G1-6-3<br>1B                                   | 3 1 2 1 0 0 0  |   |  |
| Dwight Gooden, R (1, 1)<br>OBP: 0.184, SLG: 0.243      |   |   | 0-3<br>K  |   |  |   |   |   | 0-0<br>G1-6-3   | 1 0 0 0 0 1 0  |   |  |
| Mackey Sasser, L (5, 2)<br>OBP: 0.329, SLG: 0.409      |   |   |   |   |  | 0-0<br>G5-3   |   |   | 1-2<br>G1-6-3   | 2 0 0 0 0 0 1  |   |  |
| <b>Inning Stats</b>                                    | R: 0 H: 1<br>E: 0 LOB: 1<br>K: 1 BB: 0<br>S: 9 P: 12  | R: 0 H: 1<br>E: 0 LOB: 0<br>K: 1 BB: 0<br>S: 10 P: 11 | R: 1 H: 1<br>E: 0 LOB: 0<br>K: 2 BB: 0<br>S: 12 P: 15 | R: 0 H: 0<br>E: 0 LOB: 0<br>K: 1 BB: 0<br>S: 5 P: 6 | R: 0 H: 0<br>E: 0 LOB: 0<br>K: 0 BB: 0<br>S: 7 P: 11 | R: 0 H: 0<br>E: 0 LOB: 0<br>K: 1 BB: 0<br>S: 6 P: 8 | R: 0 H: 1<br>E: 0 LOB: 1<br>K: 1 BB: 0<br>S: 12 P: 17 | R: 0 H: 1<br>E: 0 LOB: 1<br>K: 1 BB: 0<br>S: 10 P: 14 | R: 0 H: 0<br>E: 0 LOB: 0<br>K: 3 BB: 0<br>S: 11 P: 17 | 1B: 3 SF: 0<br>2B: 1 SAC: 0<br>3B: 0 DP: 1<br>HR: 1 HBP: 0 | WP: 0 PA: 31<br>PB: 0<br>SB: 0<br>CS: 0 |  |
| <b>PITCHER</b><br>Pascual Perez, R (1, 1)<br>ERA: 4.05 | IP WLS BF H R ER SO BB IBB HBP BLK WP HR S P ERA WHIP | 9.0 W 31 5 1 1 11 0 0 0 0 0 1 82 111 1.00 0.556       |   |   |  |   |   |   |   |  |   |  |

**New York Mets @ Montreal Expos**  
**Olympic Stadium, Montreal, QB**  
 Mon Jun 26 1989, 7:05 PM EDT  
 Att. 27,395 - Unknown

livebaseballscorecards.com

**AB 31**  
**R 1**  
**H 5**  
**RBI 1**  
**BB 0**  
**SO 11**  
**LOB 8**







| Batter   | 1   | 2                                | 3                            | 4                               | 5                            | 6                        | 7                            | 8                                | 9                            | 10                               | 11                            | 12                               | 13                            | 14                               | AB                           | R                                | H                             | RBI                              | BB                           | SO                               | LOB                          | TOP                              |                              |                                  |                               |                                  |                              |                                  |                                  |                                    |                                  |        |
|--|---|----------------------------------|------------------------------|---------------------------------|------------------------------|--------------------------|------------------------------|----------------------------------|------------------------------|----------------------------------|-------------------------------|----------------------------------|-------------------------------|----------------------------------|------------------------------|----------------------------------|-------------------------------|----------------------------------|------------------------------|----------------------------------|------------------------------|----------------------------------|------------------------------|----------------------------------|-------------------------------|----------------------------------|------------------------------|----------------------------------|----------------------------------|------------------------------------|----------------------------------|--------|
| Juan Samuel, R<br>OBP: 0.304, SLG: 0.378<br>(1, 8)   | G5-3  |                                  |                              | G4-3<br>3B                      |                              | BB<br>4-1                |                              | BB<br>4-2                        |                              | G5-3                             |                               |                                  | SH1-6-5-6-2<br>1-3f           |                                  | 3                            | 1                                | 1                             | 0                                | 2                            | 0                                | 1                            |                                  |                              |                                  |                               |                                  |                              |                                  |                                  |                                    |                                  |        |
| Dave Magadan, L<br>OBP: 0.376, SLG: 0.449<br>Don Aase, R<br>(8, 1)   | G6-3  |                                  |                              | G4-3                            |                              | F9                       |                              | G1-3                             |                              | G5-3                             |                               |                                  | G6-3                          |                                  | 4                            | 0                                | 0                             | 1                                | 0                            | 0                                | 2                            |                                  |                              |                                  |                               |                                  |                              |                                  |                                  |                                    |                                  |        |
| Mark Carreon, R<br>OBP: 0.242, SLG: 0.419<br>Randy Myers, L<br>(10, 1)   |   |                                  |                              | 3-H                             |                              |                          |                              |                                  |                              |                                  |                               |                                  |                               |                                  | 0                            | 0                                | 0                             | 0                                | 0                            | 0                                | 0                            |                                  |                              |                                  |                               |                                  |                              |                                  |                                  |                                    |                                  |        |
| Phil Lombardi, R<br>(12, 3)  |   |                                  |                              |                                 |                              |                          |                              |                                  |                              |                                  |                               |                                  |                               |                                  | 1                            | 0                                | 0                             | 0                                | 0                            | 0                                | 0                            |                                  |                              |                                  |                               |                                  |                              |                                  |                                  |                                    |                                  |        |
| Howard Johnson, S<br>OBP: 0.362, SLG: 0.595<br>(1, 5)  | G6-3  |                                  |                              | G3                              |                              | K                        |                              |                                  |                              |                                  |                               |                                  |                               |                                  | 6                            | 1                                | 1                             | 1                                | 0                            | 1                                | 1                            |                                  |                              |                                  |                               |                                  |                              |                                  |                                  |                                    |                                  |        |
| Kevin McReynolds, R<br>OBP: 0.350, SLG: 0.414<br>(1, 7)  |   | L7                               |                              | K                               |                              |                          |                              |                                  |                              |                                  |                               |                                  |                               |                                  | 6                            | 0                                | 2                             | 0                                | 0                            | 2                                | 0                            |                                  |                              |                                  |                               |                                  |                              |                                  |                                  |                                    |                                  |        |
| Mookie Wilson, S<br>OBP: 0.239, SLG: 0.302<br>(1, 9)   |   | G3                               |                              |                                 |                              |                          |                              |                                  |                              |                                  |                               |                                  |                               |                                  | 6                            | 0                                | 2                             | 0                                | 0                            | 1                                | 1                            |                                  |                              |                                  |                               |                                  |                              |                                  |                                  |                                    |                                  |        |
| Tim Teufel, R<br>OBP: 0.369, SLG: 0.298<br>(1, 4)  |   |                                  |                              |                                 |                              |                          |                              |                                  |                              |                                  |                               |                                  |                               |                                  | 5                            | 0                                | 1                             | 0                                | 0                            | 1                                | 3                            |                                  |                              |                                  |                               |                                  |                              |                                  |                                  |                                    |                                  |        |
| Mackey Sasser, L<br>OBP: 0.320, SLG: 0.394<br>(1, 2)   |   |                                  |                              |                                 |                              |                          |                              |                                  |                              |                                  |                               |                                  |                               |                                  | 5                            | 0                                | 1                             | 0                                | 0                            | 0                                | 4                            |                                  |                              |                                  |                               |                                  |                              |                                  |                                  |                                    |                                  |        |
| Kevin Elster, R<br>OBP: 0.272, SLG: 0.299<br>Lee Mazzilli, S<br>OBP: 0.365, SLG: 0.347<br>(8, 3)   |   |                                  |                              |                                 |                              |                          |                              |                                  |                              |                                  |                               |                                  |                               |                                  | 2                            | 0                                | 0                             | 0                                | 0                            | 1                                | 1                            |                                  |                              |                                  |                               |                                  |                              |                                  |                                  |                                    |                                  |        |
| Rick Aguilera, R<br>(12, 1)  |   |                                  |                              |                                 |                              |                          |                              |                                  |                              |                                  |                               |                                  |                               |                                  | 3                            | 0                                | 0                             | 0                                | 0                            | 0                                | 0                            |                                  |                              |                                  |                               |                                  |                              |                                  |                                  |                                    |                                  |        |
| David Cone, L<br>OBP: 0.219, SLG: 0.167<br>Darryl Strawberry, L<br>OBP: 0.312, SLG: 0.482<br>Keith Miller, R<br>OBP: 0.286, SLG: 0.368<br>(8, 6) |   |                                  |                              |                                 |                              |                          |                              |                                  |                              |                                  |                               |                                  |                               |                                  | 0                            | 0                                | 0                             | 0                                | 0                            | 0                                | 0                            |                                  |                              |                                  |                               |                                  |                              |                                  |                                  |                                    |                                  |        |
|  |   |                                  |                              |                                 |                              |                          |                              |                                  |                              |                                  |                               |                                  |                               |                                  | 2                            | 0                                | 0                             | 0                                | 0                            | 1                                | 0                            |                                  |                              |                                  |                               |                                  |                              |                                  |                                  |                                    |                                  |        |
|  |   |                                  |                              |                                 |                              |                          |                              |                                  |                              |                                  |                               |                                  |                               |                                  | 1                            | 0                                | 0                             | 0                                | 0                            | 0                                | 0                            |                                  |                              |                                  |                               |                                  |                              |                                  |                                  |                                    |                                  |        |
|  |   |                                  |                              |                                 |                              |                          |                              |                                  |                              |                                  |                               |                                  |                               |                                  | 1                            | 0                                | 1                             | 0                                | 1                            | 0                                | 0                            |                                  |                              |                                  |                               |                                  |                              |                                  |                                  |                                    |                                  |        |
| <b>Inning Stats</b>  | R: 0<br>E: 0<br>K: 0<br>S: 10   | H: 0<br>LOB: 0<br>BB: 0<br>P: 16 | R: 0<br>E: 0<br>K: 1<br>S: 6 | H: 0<br>LOB: 0<br>BB: 0<br>P: 6 | R: 0<br>E: 0<br>K: 0<br>S: 9 | H: 0<br>LOB: 0<br>BB: 10 | R: 1<br>E: 0<br>K: 1<br>S: 9 | H: 1<br>LOB: 0<br>BB: 0<br>P: 16 | R: 0<br>E: 0<br>K: 1<br>S: 9 | H: 1<br>LOB: 1<br>BB: 0<br>P: 12 | R: 0<br>E: 0<br>K: 2<br>S: 12 | H: 0<br>LOB: 1<br>BB: 1<br>P: 16 | R: 0<br>E: 0<br>K: 0<br>S: 10 | H: 2<br>LOB: 1<br>BB: 0<br>P: 12 | R: 0<br>E: 0<br>K: 0<br>S: 9 | H: 0<br>LOB: 1<br>BB: 1<br>P: 14 | R: 1<br>E: 0<br>K: 1<br>S: 11 | H: 2<br>LOB: 1<br>BB: 0<br>P: 14 | R: 0<br>E: 0<br>K: 0<br>S: 7 | H: 1<br>LOB: 0<br>BB: 0<br>P: 10 | R: 0<br>E: 0<br>K: 0<br>S: 8 | H: 0<br>LOB: 0<br>BB: 0<br>P: 12 | R: 0<br>E: 0<br>K: 0<br>S: 7 | H: 1<br>LOB: 0<br>BB: 0<br>P: 13 | R: 0<br>E: 0<br>K: 1<br>S: 10 | H: 0<br>LOB: 0<br>BB: 1<br>P: 17 | R: 0<br>E: 0<br>K: 1<br>S: 7 | H: 1<br>LOB: 0<br>BB: 0<br>P: 11 | 1B: 5<br>2B: 3<br>3B: 1<br>HR: 1 | SF: 0<br>SAC: 1<br>DP: 2<br>HBP: 0 | WP: 0<br>PB: 0<br>SB: 0<br>CS: 1 | PA: 51 |
| <b>PITCHER</b>   | IP<br>WLS<br>BF<br>H<br>R<br>ER<br>SO<br>BB<br>IBB<br>HBP<br>BLK<br>WP<br>HR<br>S<br>P<br>ERA<br>WHIP |                                  |                              |                                 |                              |                          |                              |                                  |                              |                                  |                               |                                  |                               |                                  |                              |                                  |                               |                                  |                              |                                  |                              | WP: 0<br>PB: 0<br>SB: 0<br>CS: 1 |                              |                                  |                               |                                  |                              |                                  |                                  |                                    |                                  |        |
| Bryn Smith, R<br>ERA: 2.19<br>(1, 1)   | 7.0   |                                  | 25                           | 4                               | 1                            | 1                        | 5                            | 1                                | 0                            | 0                                | 0                             | 1                                | 0                             | 0                                | 0                            | 0                                | 0                             | 1                                | 20                           | 28                               | 4.50                         | 1.500                            |                              |                                  |                               |                                  |                              |                                  |                                  |                                    |                                  |        |
| Tim Burke, R<br>ERA: 2.58<br>(8, 1)  | 2.0   |                                  | 9                            | 2                               | 1                            | 1                        | 1                            | 1                                | 0                            | 0                                | 0                             | 0                                | 0                             | 0                                | 0                            | 0                                | 0                             | 0                                | 15                           | 25                               | 0.00                         | 0.500                            |                              |                                  |                               |                                  |                              |                                  |                                  |                                    |                                  |        |
| Andy McGaffigan, R<br>ERA: 3.61<br>(10, 1)   | 2.0   |                                  | 7                            | 1                               | 0                            | 0                        | 0                            | 0                                | 0                            | 0                                | 0                             | 0                                | 0                             | 0                                | 0                            | 0                                | 0                             | 0                                | 17                           | 30                               | 0.00                         | 1.000                            |                              |                                  |                               |                                  |                              |                                  |                                  |                                    |                                  |        |
| Joe Hesketh, L<br>ERA: 8.86<br>(12, 1)   | 2.0   |                                  | 6                            | 1                               | 0                            | 0                        | 0                            | 1                                | 0                            | 0                                | 0                             | 0                                | 0                             | 0                                | 0                            | 0                                | 0                             | 0                                | 17                           | 30                               | 0.00                         | 1.000                            |                              |                                  |                               |                                  |                              |                                  |                                  |                                    |                                  |        |
| Steve Frey, L<br>ERA: 1.38<br>(14, 1)  | 1.0   | W                                | 3                            | 1                               | 0                            | 0                        | 1                            | 0                                | 0                            | 0                                | 0                             | 0                                | 0                             | 0                                | 0                            | 0                                | 0                             | 0                                | 7                            | 11                               | 0.00                         | 1.000                            |                              |                                  |                               |                                  |                              |                                  |                                  |                                    |                                  |        |

**New York Mets @ Montreal Expos**  
**Olympic Stadium, Montreal, QB**  
 Tue Jun 27 1989, 7:05 PM EDT  
 Att: 28,349 - Dome

livebaseballscorecards.com

|            |           |
|------------|-----------|
| <b>AB</b>  | <b>46</b> |
| <b>R</b>   | <b>2</b>  |
| <b>H</b>   | <b>9</b>  |
| <b>RBI</b> | <b>2</b>  |
| <b>BB</b>  | <b>3</b>  |
| <b>SO</b>  | <b>7</b>  |
| <b>LOB</b> | <b>14</b> |



| Batter   | 1         | 2         | 3           | 4                      | 5                          | 6                      | 7                                     | 8                      | 9                       | 10                         | 11                                    | 12                         | 13                      | 14                                    | AB | R | H | RBI | BB | SO | LOB |
|--|-----------|-----------|-------------|------------------------|----------------------------|------------------------|---------------------------------------|------------------------|-------------------------|----------------------------|---------------------------------------|----------------------------|-------------------------|---------------------------------------|----|---|---|-----|----|----|-----|
| <b>Dave Martinez, L</b> (1, 8)<br>OBP: 0.320, SLG: 0.409<br>(9, 9)   | <b>P3</b> |           | <b>L9</b>   |                        | <b>F7</b>                  |                        | <b>G1-3</b>                           |                        |                         | <b>SH1-4</b><br><b>1B</b>  | <b>P2</b>                             |                            | <b>F7</b>               |                                       | 4  | 0 | 0 | 0   | 0  | 0  | 1   |
| <b>Rex Hudler, R</b> (10, PH)<br>OBP: 0.345, SLG: 0.547<br>(11, 9)   |           |           |             |                        |                            |                        |                                       |                        |                         |                            |                                       |                            |                         |                                       | 3  | 0 | 1 | 0   | 0  | 0  | 3   |
| <b>Tom Foley, L</b> (1, 4)<br>OBP: 0.315, SLG: 0.330   | <b>P5</b> |           |             |                        | <b>P5</b>                  |                        | <b>P6</b>                             |                        |                         | <b>SH1-4</b><br><b>1-2</b> | <b>F8</b>                             |                            | <b>G4-3</b>             |                                       | 6  | 0 | 1 | 0   | 0  | 0  | 4   |
| <b>Andres Galarraga, R</b> (1, 3)<br>OBP: 0.331, SLG: 0.427  | <b>K</b>  |           |             |                        |                            |                        | <b>F9</b>                             |                        |                         |                            |                                       |                            |                         |                                       | 6  | 1 | 1 | 0   | 1  | 3  | 1   |
| <b>Mike Aldrete, L</b> (1, 7)<br>OBP: 0.287, SLG: 0.219<br><b>Damaso Garcia, R</b> (10, PH)<br>OBP: 0.288, SLG: 0.281<br><b>Nelson Santovenia, R</b> (11, 2)<br>OBP: 0.343, SLG: 0.372   |           | <b>G3</b> |             | <b>G4-3</b>            |                            | <b>G4-3</b>            |                                       | <b>G3-1</b>            |                         | <b>P3</b>                  |                                       | <b>1B</b><br><b>2B</b>     |                         | <b>1B</b><br><b>2B</b>                | 4  | 0 | 0 | 0   | 0  | 0  | 1   |
| <b>Hubie Brooks, R</b> (1, 9)<br>OBP: 0.308, SLG: 0.399<br><b>Otis Nixon, S</b> (9, 8)<br>OBP: 0.337, SLG: 0.289   |           |           |             | <b>WP</b><br><b>BB</b> |                            | <b>K</b>               |                                       | <b>K</b>               |                         | <b>P3</b>                  |                                       | <b>1B</b><br><b>2-H</b>    |                         | <b>1B</b><br><b>1B</b>                | 3  | 0 | 1 | 0   | 1  | 2  | 1   |
| <b>Tim Wallach, R</b> (1, 5)<br>OBP: 0.329, SLG: 0.380   |           |           |             | <b>P4</b><br><b>BB</b> |                            | <b>1B</b><br><b>BB</b> |                                       | <b>CS</b><br><b>BB</b> |                         |                            | <b>1B</b><br><b>SH1-3</b>             |                            | <b>WP</b><br><b>IBB</b> |                                       | 3  | 1 | 2 | 1   | 4  | 0  | 1   |
| <b>Mike Fitzgerald, R</b> (1, 2)<br>OBP: 0.356, SLG: 0.384<br>(11, 7)  |           |           | <b>K</b>    |                        | <b>G6-3</b>                |                        | <b>1B</b><br><b>1-H</b><br><b>2-H</b> |                        | <b>CS</b><br><b>1-2</b> | <b>F7</b>                  |                                       | <b>SH1-3</b><br><b>1-2</b> |                         | <b>BB</b><br><b>1-2</b><br><b>2-3</b> | 4  | 0 | 1 | 2   | 1  | 1  | 3   |
| <b>Spike Owen, S</b> (1, 6)<br>OBP: 0.365, SLG: 0.357  |           |           | <b>F9</b>   |                        |                            |                        | <b>SH3-4</b><br><b>1B</b>             |                        | <b>G4-3</b>             |                            | <b>SH1-3</b><br><b>1-2</b>            |                            | <b>F9</b>               |                                       | 4  | 0 | 1 | 0   | 2  | 0  | 5   |
| <b>Bryn Smith, R</b> (1, 11)<br>OBP: 0.143, SLG: 0.063<br><b>Tim Dunke, R</b> (8, 11)<br><b>Wallace Johnson, S</b> (9, PH)<br>OBP: 0.286, SLG: 0.340<br><b>Andy McGalligan, R</b> (10, 11)<br><b>Tim Raines, S</b> (11, PH)<br>OBP: 0.471, SLG: 0.462<br><b>Joe Hesketh, R</b> (12, 11)<br>OBP: 1.000, SLG: 1.000<br><b>Marty Pavlich, R</b> (13, PH)<br>OBP: 0.258, SLG: 0.300<br><b>Steve Frey, R</b> (14, 11) |           |           | <b>G1-3</b> |                        | <b>SH3-4</b><br><b>1-2</b> |                        | <b>K</b>                              |                        | <b>K</b>                |                            | <b>1B</b><br><b>1-2</b><br><b>2-3</b> |                            | <b>K</b>                |                                       | 2  | 0 | 0 | 0   | 0  | 1  | 2   |

| Inning Stats                                 | R: 0 | H: 0 | E: 0 | K: 1 | S: 9 | P: 14 | R: 0 | H: 1 | E: 0 | K: 1 | S: 9 | P: 17 | R: 0 | H: 1 | E: 0 | K: 1 | S: 12 | P: 17 | R: 0 | H: 0 | E: 0 | K: 0 | S: 6 | P: 13 | R: 0 | H: 1 | E: 0 | K: 2 | S: 8 | P: 14 | R: 2 | H: 2 | E: 0 | K: 2 | S: 13 | P: 24 | R: 0 | H: 0 | E: 0 | K: 0 | S: 6 | P: 9 | R: 0 | H: 0 | E: 0 | K: 1 | S: 7 | P: 17 | R: 0 | H: 0 | E: 0 | K: 1 | S: 7 | P: 17 | R: 0 | H: 0 | E: 0 | K: 1 | S: 8 | P: 12 | R: 0 | H: 1 | E: 0 | K: 0 | S: 7 | P: 15 | R: 0 | H: 2 | E: 0 | K: 0 | S: 12 | P: 18 | R: 0 | H: 2 | E: 0 | K: 1 | S: 10 | P: 22 | R: 0 | H: 0 | E: 0 | K: 1 | S: 7 | P: 10 | R: 1 | H: 3 | E: 0 | K: 0 | S: 7 | P: 8 | 1B: 9 | SF: 0 | 2B: 4 | SAC: 3 | 3B: 0 | DP: 0 | HR: 0 | HBP: 0 | WP: 2 | PA: 61 |
|--|------|------|------|------|------|-------|------|------|------|------|------|-------|------|------|------|------|-------|-------|------|------|------|------|------|-------|------|------|------|------|------|-------|------|------|------|------|-------|-------|------|------|------|------|------|------|------|------|------|------|------|-------|------|------|------|------|------|-------|------|------|------|------|------|-------|------|------|------|------|------|-------|------|------|------|------|-------|-------|------|------|------|------|-------|-------|------|------|------|------|------|-------|------|------|------|------|------|------|-------|-------|-------|--------|-------|-------|-------|--------|-------|--------|
| <b>David Cone, R</b> (1, 1)<br>ERA: 4.32     | IP   | WLS  | BF   | H    | R    | ER    | SO   | BB   | IBB  | HBP  | BLK  | WP    | HR   | S    | P    | ERA  | WHIP  |       |      |      |      |      |      |       |      |      |      |      |      |       |      |      |      |      |       |       |      |      |      |      |      |      |      |      |      |      |      |       |      |      |      |      |      |       |      |      |      |      |      |       |      |      |      |      |      |       |      |      |      |      |       |       |      |      |      |      |       |       |      |      |      |      |      |       |      |      |      |      |      |      |       |       |       |        |       |       |       |        |       |        |
| <b>Don Aase, R</b> (8, 1)<br>ERA: 2.64       | 2.0  | 6    | 0    | 0    | 0    | 2     | 1    | 0    | 0    | 0    | 0    | 0     | 0    | 15   | 29   | 0.00 | 0.500 |       |      |      |      |      |      |       |      |      |      |      |      |       |      |      |      |      |       |       |      |      |      |      |      |      |      |      |      |      |      |       |      |      |      |      |      |       |      |      |      |      |      |       |      |      |      |      |      |       |      |      |      |      |       |       |      |      |      |      |       |       |      |      |      |      |      |       |      |      |      |      |      |      |       |       |       |        |       |       |       |        |       |        |
| <b>Randy Myers, L</b> (10, 1)<br>ERA: 1.5    | 2.0  | 11   | 3    | 0    | 0    | 0     | 1    | 1    | 0    | 0    | 0    | 0     | 0    | 19   | 33   | 0.00 | 2.000 |       |      |      |      |      |      |       |      |      |      |      |      |       |      |      |      |      |       |       |      |      |      |      |      |      |      |      |      |      |      |       |      |      |      |      |      |       |      |      |      |      |      |       |      |      |      |      |      |       |      |      |      |      |       |       |      |      |      |      |       |       |      |      |      |      |      |       |      |      |      |      |      |      |       |       |       |        |       |       |       |        |       |        |
| <b>Rick Aguilera, R</b> (12, 1)<br>ERA: 1.48 | 2.1  | L    | 13   | 5    | 1    | 1     | 2    | 1    | 1    | 0    | 0    | 1     | 0    | 24   | 40   | 3.86 | 2.571 |       |      |      |      |      |      |       |      |      |      |      |      |       |      |      |      |      |       |       |      |      |      |      |      |      |      |      |      |      |      |       |      |      |      |      |      |       |      |      |      |      |      |       |      |      |      |      |      |       |      |      |      |      |       |       |      |      |      |      |       |       |      |      |      |      |      |       |      |      |      |      |      |      |       |       |       |        |       |       |       |        |       |        |


**BOTTOM**

**New York Mets @ Montreal Expos**  
Olympic Stadium, Montreal, QB

Tue Jun 27 1989, 7:05 PM EDT  
Att. 28,349 - Dome

livebaseballscorecards.com

|            |           |
|------------|-----------|
| <b>AB</b>  | <b>48</b> |
| <b>R</b>   | <b>3</b>  |
| <b>H</b>   | <b>13</b> |
| <b>RBI</b> | <b>3</b>  |
| <b>BB</b>  | <b>9</b>  |
| <b>SO</b>  | <b>9</b>  |
| <b>LOB</b> | <b>26</b> |



**New York Mets @ Montreal Expos**  
 Olympic Stadium, Montreal, QB  
 Wed Jun 28 1989, 7:05 PM EDT  
 Att. 31,229 - Dome

[livebaseballscorecards.com](http://livebaseballscorecards.com)



WP: 1 PA: 42  
 PB: 0  
 SB: 1  
 CS: 0

AB 39  
 R 3  
 H 13  
 RBI 3  
 BB 3  
 SO 10  
 LOB 29

| Batter  | 1                    | 2                      | 3 | 4                           | 5 | 6                  | 7 | 8                           | 9 | AB | R | H | RBI | BB | SO | LOB |
|---|----------------------|------------------------|---|-----------------------------|---|--------------------|---|-----------------------------|---|----|---|---|-----|----|----|-----|
| Juan Samuel, R (1, 8)<br>OBP: 0.310, SLG: 0.377   | 4-2<br>S<br>2B<br>BB | 0-1<br>FC5<br>G4-6-3   |   | 4-0<br>BB<br>BB<br>BB<br>BB |   | 1-3<br>K           |   | 2-2<br>SAFE<br>1B<br>G5-4-3 |   | 3  | 1 | 1 | 1   | 2  | 1  | 4   |
| Keith Miller, R (1, 4)<br>OBP: 0.231, SLG: 0.292  | 0-3<br>K             | 1-1<br>G4-6-3          |   | 0-0<br>F8                   |   | 0-0<br>P4          |   | 1-2<br>G5-4-3               |   | 5  | 0 | 0 | 0   | 0  | 1  | 10  |
| Howard Johnson, S (1, 5)<br>OBP: 0.363, SLG: 0.595  | 1-1<br>2B<br>1-H     |                        |   | 1-2<br>G4-3                 |   |                    |   | 2-3<br>K                    |   | 5  | 0 | 2 | 1   | 0  | 2  | 0   |
| Kevin McReynolds, R (1, 7)<br>OBP: 0.355, SLG: 0.418  | 1-3<br>K             |                        |   | 0-0<br>WP<br>1B             |   | 1-2<br>G1-3<br>1B  |   | 2-0<br>1B                   |   | 5  | 0 | 3 | 0   | 0  | 1  | 2   |
| Tim Teufel, R (1, 3)<br>OBP: 0.357, SLG: 0.286<br>Dave Magadan, L (9, PH)<br>OBP: 0.374, SLG: 0.446   | 3-3<br>K2-3          |                        |   | 2-3<br>K<br>1-2             |   | 1-1<br>G1-3<br>1-2 |   | 2-3<br>K                    |   | 4  | 0 | 0 | 0   | 0  | 3  | 4   |
| Mookie Wilson, S (1, 9)<br>OBP: 0.238, SLG: 0.299   |                      | 0-0<br>1B<br>FC5<br>1B |   | 0-0<br>P2                   |   | 0-0<br>P5          |   | 1-0<br>G4-3                 |   | 5  | 1 | 1 | 0   | 0  | 0  | 4   |
| Phil Lombardi, R (1, 2)<br>OBP: 0.600, SLG: 1.200   |                      | 2-2<br>F8              |   | 0-0<br>FC5-6<br>1B          |   | 1-1<br>1B<br>1B    |   | 2-1<br>HR                   |   | 4  | 1 | 3 | 1   | 0  | 0  | 1   |
| Kevin Elster, R (1, 6)<br>OBP: 0.272, SLG: 0.298  |                      | 0-0<br>FC5<br>1B<br>1B |   | 2-1<br>P9                   |   | 2-3<br>K           |   | 1-3<br>K                    |   | 4  | 0 | 1 | 0   | 0  | 2  | 2   |
| Bob Ojeda, L (1, 1)<br>OBP: 0.171, SLG: 0.147<br>Mark Carreon, R (6, PH)<br>OBP: 0.265, SLG: 0.438<br>Jeff Innis, R (6, 1)<br>Lee Mazzilli, S (8, PH)<br>OBP: 0.375, SLG: 0.347<br>Don Aase, R (8, 1) |                      | 1-0<br>FC5<br>1B       |   | 1-0<br>FC5-6<br>BB          |   | 1-2<br>1B          |   | 4-2<br>1B<br>BB             |   | 2  | 0 | 1 | 0   | 0  | 0  | 1   |
|   |                      | 1-0<br>1B              |   | 1-2<br>1B                   |   |                    |   |                             |   | 1  | 0 | 1 | 0   | 0  | 0  | 0   |
|   |                      |                        |   |                             |   |                    |   |                             |   | 0  | 0 | 0 | 0   | 0  | 0  | 0   |
|   |                      |                        |   |                             |   |                    |   |                             |   | 0  | 0 | 0 | 0   | 1  | 0  | 0   |
|   |                      |                        |   |                             |   |                    |   |                             |   | 0  | 0 | 0 | 0   | 0  | 0  | 0   |

| Batter  | 1                    | 2                      | 3 | 4                           | 5 | 6                  | 7 | 8                           | 9 | AB | R | H | RBI | BB | SO | LOB |
|---|----------------------|------------------------|---|-----------------------------|---|--------------------|---|-----------------------------|---|----|---|---|-----|----|----|-----|
| Juan Samuel, R (1, 8)<br>OBP: 0.310, SLG: 0.377   | 4-2<br>S<br>2B<br>BB | 0-1<br>FC5<br>G4-6-3   |   | 4-0<br>BB<br>BB<br>BB<br>BB |   | 1-3<br>K           |   | 2-2<br>SAFE<br>1B<br>G5-4-3 |   | 3  | 1 | 1 | 1   | 2  | 1  | 4   |
| Keith Miller, R (1, 4)<br>OBP: 0.231, SLG: 0.292  | 0-3<br>K             | 1-1<br>G4-6-3          |   | 0-0<br>F8                   |   | 0-0<br>P4          |   | 1-2<br>G5-4-3               |   | 5  | 0 | 0 | 0   | 0  | 1  | 10  |
| Howard Johnson, S (1, 5)<br>OBP: 0.363, SLG: 0.595  | 1-1<br>2B<br>1-H     |                        |   | 1-2<br>G4-3                 |   |                    |   | 2-3<br>K                    |   | 5  | 0 | 2 | 1   | 0  | 2  | 0   |
| Kevin McReynolds, R (1, 7)<br>OBP: 0.355, SLG: 0.418  | 1-3<br>K             |                        |   | 0-0<br>WP<br>1B             |   | 1-2<br>G1-3<br>1B  |   | 2-0<br>1B                   |   | 5  | 0 | 3 | 0   | 0  | 1  | 2   |
| Tim Teufel, R (1, 3)<br>OBP: 0.357, SLG: 0.286<br>Dave Magadan, L (9, PH)<br>OBP: 0.374, SLG: 0.446   | 3-3<br>K2-3          |                        |   | 2-3<br>K<br>1-2             |   | 1-1<br>G1-3<br>1-2 |   | 2-3<br>K                    |   | 4  | 0 | 0 | 0   | 0  | 3  | 4   |
| Mookie Wilson, S (1, 9)<br>OBP: 0.238, SLG: 0.299   |                      | 0-0<br>1B<br>FC5<br>1B |   | 0-0<br>P2                   |   | 0-0<br>P5          |   | 1-0<br>G4-3                 |   | 5  | 1 | 1 | 0   | 0  | 0  | 4   |
| Phil Lombardi, R (1, 2)<br>OBP: 0.600, SLG: 1.200   |                      | 2-2<br>F8              |   | 0-0<br>FC5-6<br>1B          |   | 1-1<br>1B<br>1B    |   | 2-1<br>HR                   |   | 4  | 1 | 3 | 1   | 0  | 0  | 1   |
| Kevin Elster, R (1, 6)<br>OBP: 0.272, SLG: 0.298  |                      | 0-0<br>FC5<br>1B<br>1B |   | 2-1<br>P9                   |   | 2-3<br>K           |   | 1-3<br>K                    |   | 4  | 0 | 1 | 0   | 0  | 2  | 2   |
| Bob Ojeda, L (1, 1)<br>OBP: 0.171, SLG: 0.147<br>Mark Carreon, R (6, PH)<br>OBP: 0.265, SLG: 0.438<br>Jeff Innis, R (6, 1)<br>Lee Mazzilli, S (8, PH)<br>OBP: 0.375, SLG: 0.347<br>Don Aase, R (8, 1) |                      | 1-0<br>FC5<br>1B       |   | 1-0<br>FC5-6<br>BB          |   | 1-2<br>1B          |   | 4-2<br>1B<br>BB             |   | 2  | 0 | 1 | 0   | 0  | 0  | 1   |
|   |                      | 1-0<br>1B              |   | 1-2<br>1B                   |   |                    |   |                             |   | 1  | 0 | 1 | 0   | 0  | 0  | 0   |
|   |                      |                        |   |                             |   |                    |   |                             |   | 0  | 0 | 0 | 0   | 0  | 0  | 0   |
|   |                      |                        |   |                             |   |                    |   |                             |   | 0  | 0 | 0 | 0   | 1  | 0  | 0   |
|   |                      |                        |   |                             |   |                    |   |                             |   | 0  | 0 | 0 | 0   | 0  | 0  | 0   |

| Inning Stats | R: 1 | H: 1 | E: 0 | LOB: 1 | K: 3 | S: 13 | P: 22 | R: 1 | H: 3 | E: 0 | LOB: 2 | K: 0 | BB: 0 | S: 11 | P: 14 | R: 0 | H: 1 | E: 0 | LOB: 1 | K: 2 | BB: 0 | S: 10 | P: 13 | R: 0 | H: 1 | E: 0 | LOB: 1 | K: 0 | BB: 0 | S: 9 | P: 12 | R: 0 | H: 2 | E: 0 | LOB: 2 | K: 2 | BB: 0 | S: 13 | P: 18 | R: 0 | H: 1 | E: 0 | LOB: 1 | K: 2 | BB: 0 | S: 8 | P: 15 | R: 1 | H: 2 | E: 0 | LOB: 1 | K: 1 | BB: 1 | S: 14 | P: 24 | R: 0 | H: 1 | E: 0 | LOB: 1 | K: 0 | BB: 0 | S: 8 | P: 9 | 1B: 11 | SF: 0 | 2B: 1 | SAC: 0 | 3B: 0 | DP: 2 | HR: 1 | HBP: 0 | WP: 1 | PA: 42 |
|--------------|------|------|------|--------|------|-------|-------|------|------|------|--------|------|-------|-------|-------|------|------|------|--------|------|-------|-------|-------|------|------|------|--------|------|-------|------|-------|------|------|------|--------|------|-------|-------|-------|------|------|------|--------|------|-------|------|-------|------|------|------|--------|------|-------|-------|-------|------|------|------|--------|------|-------|------|------|--------|-------|-------|--------|-------|-------|-------|--------|-------|--------|
|--------------|------|------|------|--------|------|-------|-------|------|------|------|--------|------|-------|-------|-------|------|------|------|--------|------|-------|-------|-------|------|------|------|--------|------|-------|------|-------|------|------|------|--------|------|-------|-------|-------|------|------|------|--------|------|-------|------|-------|------|------|------|--------|------|-------|-------|-------|------|------|------|--------|------|-------|------|------|--------|-------|-------|--------|-------|-------|-------|--------|-------|--------|

| PITCHER                              | IP  | WLS | BF | H  | R | ER | SO | BB | IBB | HBP | BLK | WP | HR | S  | P   | ERA  | WHIP  |
|--------------------------------------|-----|-----|----|----|---|----|----|----|-----|-----|-----|----|----|----|-----|------|-------|
| Mark Langston, L (1, 1)<br>ERA: 3.12 | 8.0 | W   | 38 | 12 | 3 | 3  | 10 | 3  | 0   | 0   | 0   | 1  | 1  | 83 | 130 | 3.38 | 1.875 |
| Tim Burke, R (9, 1)<br>ERA: 2.53     | 1.0 | S   | 4  | 1  | 0 | 0  | 0  | 0  | 0   | 0   | 0   | 0  | 0  | 8  | 9   | 0.00 | 1.000 |

BOTTOM

New York Mets @ Montreal Expos  
Olympic Stadium, Montreal, QB

Wed Jun 28 1989, 7:05 PM EDT  
Att. 31,229 - Dome

livebaseballscores.com

AB 32  
R 4  
H 9  
RBI 4  
BB 8  
SO 7  
LOB 15



WP: 0 PA: 40  
PB: 1  
SB: 1  
CS: 0

| AB    | R     | H     | RBI    | BB    | SO    | LOB   |        |
|-------|-------|-------|--------|-------|-------|-------|--------|
| 5     | 0     | 0     | 0      | 0     | 0     | 3     |        |
| 5     | 0     | 2     | 0      | 0     | 2     | 0     |        |
| 5     | 2     | 2     | 0      | 0     | 1     | 2     |        |
| 1     | 1     | 0     | 0      | 4     | 0     | 0     |        |
| 3     | 1     | 2     | 2      | 1     | 1     | 2     |        |
| 4     | 0     | 0     | 1      | 0     | 0     | 4     |        |
| 0     | 0     | 0     | 0      | 0     | 0     | 0     |        |
| 4     | 0     | 1     | 1      | 0     | 1     | 0     |        |
| 1     | 0     | 1     | 0      | 3     | 0     | 0     |        |
| 4     | 0     | 1     | 0      | 0     | 2     | 4     |        |
| 0     | 0     | 0     | 0      | 0     | 0     | 0     |        |
| 1B: 6 | SF: 0 | 2B: 3 | SAC: 0 | 3B: 0 | DP: 0 | HR: 0 | HBP: 0 |

| Batter   | 1   | 2   | 3   | 4   | 5   | 6   | 7   | 8   | 9   |
|--|---|---|---|---|---|---|---|---|---|
| <b>Otis Nixon, S</b><br>(1, 8) OBP: 0.328, SLG: 0.280<br>(8, 7)  | 1-0 G4-3  | 2-0 G6-3  |   | 3-2 G5-3  |   | 0-1 B1-3  | 2-2 L4  |   |   |
| <b>Rex Hudler, R</b><br>(1, 7) OBP: 0.350, SLG: 0.534<br>(8, 4)  | 0-2 BB S 1B   |   | 3-3 K   | 3-2 G6-3  |   | 0-0 G6-3 1B   |   | 1-3 K   |   |
| <b>Andres Galarraga, R</b><br>(1, 3) OBP: 0.332, SLG: 0.431  | 0-1 F9  |   | 2-2 BB 2B 1B  | 2-2 BB 1B 2B  |   | 1-0 G6-3 1-2  |   | 2-3 K   |   |
| <b>Hubie Brooks, R</b><br>(1, 9) OBP: 0.316, SLG: 0.397  | 4-2 BB 1-2 BB   |   | 4-2 BB 2B 1-2 G6-3 BB                                 | 4-1 BB 1B BB  |   | 4-1 BB  |   | 0-0 F8  |   |
| <b>Tim Wallach, R</b><br>(1, 5) OBP: 0.334, SLG: 0.387   | 4-0 FC6-4 BB 1-2 2-3                                  |   | 0-0 G6-3 BB 1-3 2-H 2B                                | 1-0 BB 1-3 2-H 1B                                     |   | 1-3 K   |   |   |   |
| <b>Damaso Garcia, R</b><br>(1, 4) OBP: 0.275, SLG: 0.270<br><b>Dave Martinez, L</b><br>(8, 8) OBP: 0.320, SLG: 0.409     | 1-2 FC6-4 BB 1-2f                                     |   | 0-0 G6-3 2-3 3-H                                      |   | 0-1 L6  |   | 1-0 G5-3  |   |   |
| <b>Nelson Santovenia, R</b><br>(1, 2) OBP: 0.340, SLG: 0.376   |   | 2-2 G1-3  | 1-0 BLK BB 2B 3-H                                     |   | 3-2 P3  |   | 1-3 K   |   |   |
| <b>Spike Owen, S</b><br>OBP: 0.375, SLG: 0.360   |   | 3-2 PB 1B   | 4-0 BLK IBB   |   | 4-0 BB  |   | 4-0 1B BB   |   |   |
| <b>Mark Langston, R</b><br>(1, 1) OBP: 0.227, SLG: 0.273<br><b>Tim Burke, R</b><br>(9, 1)                                |   | 2-3 K   | 0-3 K 1-2 2-3   |   | 2-2 F9  |   | 0-0 1-2 2-3 1B  |   |   |
| <b>Inning Stats</b>  | R: 0 H: 1 E: 0 LOB: 3 K: 0 BB: 2 S: 11                | R: 0 H: 1 E: 0 LOB: 1 K: 1 BB: 0 S: 10                | R: 3 H: 3 E: 0 LOB: 2 K: 2 BB: 2 S: 15                | R: 1 H: 2 E: 0 LOB: 2 K: 0 BB: 1 S: 11                | R: 0 H: 0 E: 0 LOB: 1 K: 0 BB: 1 S: 10                | R: 0 H: 1 E: 0 LOB: 2 K: 1 BB: 1 S: 8                 | R: 0 H: 1 E: 0 LOB: 2 K: 1 BB: 1 S: 8                 | R: 0 H: 0 E: 0 LOB: 0 K: 2 BB: 0 S: 8                 |   |
| <b>PITCHER</b>   | IP WLS BF H R ER SO BB IBB HBP BLK WP HR S P ERA WHIP | IP WLS BF H R ER SO BB IBB HBP BLK WP HR S P ERA WHIP | IP WLS BF H R ER SO BB IBB HBP BLK WP HR S P ERA WHIP | IP WLS BF H R ER SO BB IBB HBP BLK WP HR S P ERA WHIP | IP WLS BF H R ER SO BB IBB HBP BLK WP HR S P ERA WHIP | IP WLS BF H R ER SO BB IBB HBP BLK WP HR S P ERA WHIP | IP WLS BF H R ER SO BB IBB HBP BLK WP HR S P ERA WHIP | IP WLS BF H R ER SO BB IBB HBP BLK WP HR S P ERA WHIP | IP WLS BF H R ER SO BB IBB HBP BLK WP HR S P ERA WHIP |
| <b>Bob Ojeda, L</b><br>(1, 1) ERA: 3.29<br><b>Jeff Innis, R</b><br>(6, 1) ERA:<br><b>Don Aase, R</b><br>(8, 1) ERA: 2.56 | 5.0 L 27 7 4 4 3 5 1 0 1 0 0 57 112 7.20 2.400        | 2.0 10 2 0 0 2 2 0 0 0 0 0 16 30 0.00 2.000           | 1.0 3 0 0 0 2 0 0 0 0 0 0 8 11 0.00 0.000             |   |   |   |   |   |   |

| Batter   | 1   | 2   | 3   | 4   | 5   | 6   | 7   | 8   | 9   |
|--|---|---|---|---|---|---|---|---|---|
| <b>Otis Nixon, S</b><br>(1, 8) OBP: 0.328, SLG: 0.280<br>(8, 7)  | 1-0 G4-3  | 2-0 G6-3  |   | 3-2 G5-3  |   | 0-1 B1-3  | 2-2 L4  |   |   |
| <b>Rex Hudler, R</b><br>(1, 7) OBP: 0.350, SLG: 0.534<br>(8, 4)  | 0-2 BB S 1B   |   | 3-3 K   | 3-2 G6-3  |   | 0-0 G6-3 1B   |   | 1-3 K   |   |
| <b>Andres Galarraga, R</b><br>(1, 3) OBP: 0.332, SLG: 0.431  | 0-1 F9  |   | 2-2 BB 2B 1B  | 2-2 BB 1B 2B  |   | 1-0 G6-3 1-2  |   | 2-3 K   |   |
| <b>Hubie Brooks, R</b><br>(1, 9) OBP: 0.316, SLG: 0.397  | 4-2 BB 1-2 BB   |   | 4-2 BB 2B 1-2 G6-3 BB                                 | 4-1 BB 1B BB  |   | 4-1 BB  |   | 0-0 F8  |   |
| <b>Tim Wallach, R</b><br>(1, 5) OBP: 0.334, SLG: 0.387   | 4-0 FC6-4 BB 1-2 2-3                                  |   | 0-0 G6-3 BB 1-3 2-H 2B                                | 1-0 BB 1-3 2-H 1B                                     |   | 1-3 K   |   |   |   |
| <b>Damaso Garcia, R</b><br>(1, 4) OBP: 0.275, SLG: 0.270<br><b>Dave Martinez, L</b><br>(8, 8) OBP: 0.320, SLG: 0.409     | 1-2 FC6-4 BB 1-2f                                     |   | 0-0 G6-3 2-3 3-H                                      |   | 0-1 L6  |   | 1-0 G5-3  |   |   |
| <b>Nelson Santovenia, R</b><br>(1, 2) OBP: 0.340, SLG: 0.376   |   | 2-2 G1-3  | 1-0 BLK BB 2B 3-H                                     |   | 3-2 P3  |   | 1-3 K   |   |   |
| <b>Spike Owen, S</b><br>OBP: 0.375, SLG: 0.360   |   | 3-2 PB 1B   | 4-0 BLK IBB   |   | 4-0 BB  |   | 4-0 1B BB   |   |   |
| <b>Mark Langston, R</b><br>(1, 1) OBP: 0.227, SLG: 0.273<br><b>Tim Burke, R</b><br>(9, 1)                                |   | 2-3 K   | 0-3 K 1-2 2-3   |   | 2-2 F9  |   | 0-0 1-2 2-3 1B  |   |   |
| <b>Inning Stats</b>  | R: 0 H: 1 E: 0 LOB: 3 K: 0 BB: 2 S: 11                | R: 0 H: 1 E: 0 LOB: 1 K: 1 BB: 0 S: 10                | R: 3 H: 3 E: 0 LOB: 2 K: 2 BB: 2 S: 15                | R: 1 H: 2 E: 0 LOB: 2 K: 0 BB: 1 S: 11                | R: 0 H: 0 E: 0 LOB: 1 K: 0 BB: 1 S: 10                | R: 0 H: 1 E: 0 LOB: 2 K: 1 BB: 1 S: 8                 | R: 0 H: 1 E: 0 LOB: 2 K: 1 BB: 1 S: 8                 | R: 0 H: 0 E: 0 LOB: 0 K: 2 BB: 0 S: 8                 |   |
| <b>PITCHER</b>   | IP WLS BF H R ER SO BB IBB HBP BLK WP HR S P ERA WHIP | IP WLS BF H R ER SO BB IBB HBP BLK WP HR S P ERA WHIP | IP WLS BF H R ER SO BB IBB HBP BLK WP HR S P ERA WHIP | IP WLS BF H R ER SO BB IBB HBP BLK WP HR S P ERA WHIP | IP WLS BF H R ER SO BB IBB HBP BLK WP HR S P ERA WHIP | IP WLS BF H R ER SO BB IBB HBP BLK WP HR S P ERA WHIP | IP WLS BF H R ER SO BB IBB HBP BLK WP HR S P ERA WHIP | IP WLS BF H R ER SO BB IBB HBP BLK WP HR S P ERA WHIP | IP WLS BF H R ER SO BB IBB HBP BLK WP HR S P ERA WHIP |
| <b>Bob Ojeda, L</b><br>(1, 1) ERA: 3.29<br><b>Jeff Innis, R</b><br>(6, 1) ERA:<br><b>Don Aase, R</b><br>(8, 1) ERA: 2.56 | 5.0 L 27 7 4 4 3 5 1 0 1 0 0 57 112 7.20 2.400        | 2.0 10 2 0 0 2 2 0 0 0 0 0 16 30 0.00 2.000           | 1.0 3 0 0 0 2 0 0 0 0 0 0 8 11 0.00 0.000             |   |   |   |   |   |   |

**New York Mets @ Cincinnati Reds**  
 Riverfront Stadium, Cincinnati, OH

Fri Jun 30 1989, 7:05 PM EDT  
 Att: 33,855 - Unknown

[livebaseballscorecards.com](http://livebaseballscorecards.com)



|     |    |
|-----|----|
| AB  | 39 |
| R   | 11 |
| H   | 12 |
| RBI | 11 |
| BB  | 3  |
| SO  | 6  |
| LOB | 14 |

|     |   |     |    |
|-----|---|-----|----|
| WP: | 0 | PA: | 42 |
| PB: | 1 |     |    |
| SB: | 0 |     |    |
| CS: | 0 |     |    |

AB R H RBI BB SO LOB

|   |   |   |   |   |   |   |
|---|---|---|---|---|---|---|
| 5 | 2 | 3 | 0 | 0 | 0 | 1 |
| 0 | 0 | 0 | 0 | 0 | 0 | 0 |
| 4 | 1 | 2 | 1 | 1 | 1 | 2 |
| 5 | 2 | 2 | 4 | 0 | 2 | 3 |
| 3 | 1 | 1 | 3 | 0 | 1 | 2 |
| 2 | 0 | 0 | 0 | 0 | 0 | 1 |
| 5 | 0 | 0 | 0 | 0 | 0 | 3 |
| 5 | 0 | 0 | 0 | 0 | 0 | 0 |
| 3 | 1 | 1 | 0 | 1 | 1 | 0 |
| 4 | 1 | 1 | 0 | 0 | 1 | 1 |
| 3 | 2 | 2 | 3 | 0 | 0 | 1 |
| 0 | 1 | 0 | 0 | 1 | 0 | 0 |

| Batter   | 1           | 2           | 3                             | 4                 | 5           | 6                            | 7                       | 8                                   | 9                            |
|--|-------------|-------------|-------------------------------|-------------------|-------------|------------------------------|-------------------------|-------------------------------------|------------------------------|
| Juan Samuel, R (1, 8)<br>OBP: 0.316, SLG: 0.382<br>Don Aase, R (9, 1)                                      | 1-0<br>1B   |             | 1-1<br>2B<br>1-2<br>HR<br>1B  | 3-2<br>G5-3       |             | 1-0<br>F7                    |                         |                                     | 2-0<br>1B<br>1-2<br>HR<br>1B |
| Dave Magadan, L (1, 3)<br>OBP: 0.379, SLG: 0.448   | 1-0<br>1B   |             | 2-3<br>K                      |                   | 0-0<br>G6-3 |                              | 4-1<br>G4-3<br>PB<br>BB | 3-2<br>1B<br>1-3<br>2-H<br>HR<br>1B |                              |
| Howard Johnson, S (1, 5)<br>OBP: 0.364, SLG: 0.607   | 1-3<br>K    |             | 3-2<br>HR<br>1-3<br>2-H<br>2B |                   | 0-3<br>K    |                              | 3-1<br>P6               | 0-1<br>HR<br>1-H<br>3-H<br>HR       |                              |
| Darryl Strawberry, L (1, 9)<br>OBP: 0.312, SLG: 0.493<br>Mark Carreon, R (7, PH)<br>OBP: 0.250, SLG: 0.412 | 2-3<br>K    |             | 0-0<br>HR<br>2-H<br>3-H<br>HR |                   | 2-2<br>G4-3 |                              | 2-1<br>G4-3             | 2-1<br>G5-3                         |                              |
| Kevin McReynolds, R (1, 7)<br>OBP: 0.349, SLG: 0.409   | 0-0<br>G4-3 |             | 2-2<br>G6-3                   |                   | 0-0<br>G5-3 |                              | 1-0<br>G6-3             | 0-1<br>P4                           |                              |
| Gregg Jefferies, S (1, 4)<br>OBP: 0.277, SLG: 0.316  |             | 0-2<br>G4-3 | 0-0<br>L9                     |                   | 1-2<br>G6-3 |                              | 0-0<br>G5-6-3           | 1-2<br>F8                           |                              |
| Mackey Sasser, L (1, 2)<br>OBP: 0.329, SLG: 0.405  |             | 2-3<br>K    |                               | 0-0<br>G6-3<br>2B |             | 4-0<br>BLK<br>1B<br>HR<br>BB | 1-2<br>G5-3             |                                     |                              |
| Kevin Elster, R (1, 6)<br>OBP: 0.271, SLG: 0.297   |             | 0-0<br>F8   |                               | 3-3<br>K          |             | 0-0<br>BLK<br>HR<br>1B       | 1-1<br>G6-3             |                                     |                              |
| Ron Darling, R (1, 1)<br>OBP: 0.176, SLG: 0.382<br>Lee Mazzilli, S (9, PH)<br>OBP: 0.385, SLG: 0.347       |             |             | 0-0<br>1B<br>2B<br>1B         | 0-2<br>G6-3       |             | 1-1<br>1-H<br>2-H<br>HR      |                         | 4-2<br>1B<br>1B<br>BB               |                              |

| Inning Stats | R: 0 | H: 2 | E: 0 | K: 2 | S: 9 | P: 14 | R: 0 | H: 0 | E: 0 | K: 1 | S: 8 | P: 10 | R: 4 | H: 4 | E: 0 | K: 1 | S: 14 | P: 22 | R: 0 | H: 1 | E: 0 | K: 1 | S: 12 | P: 18 | R: 0 | H: 0 | E: 0 | K: 1 | S: 7 | P: 9 | R: 3 | H: 2 | E: 0 | K: 0 | S: 10 | P: 17 | R: 0 | H: 0 | E: 0 | K: 0 | S: 6 | P: 16 | R: 0 | H: 0 | E: 0 | K: 0 | S: 6 | P: 8 | R: 4 | H: 3 | E: 0 | K: 0 | S: 17 | P: 29 | 1B: 7 | 2B: 2 | 3B: 0 | HR: 3 | SF: 0 | SAC: 0 | DP: 0 | HBP: 0 | WP: 0 | PA: 42 |
|--------------|------|------|------|------|------|-------|------|------|------|------|------|-------|------|------|------|------|-------|-------|------|------|------|------|-------|-------|------|------|------|------|------|------|------|------|------|------|-------|-------|------|------|------|------|------|-------|------|------|------|------|------|------|------|------|------|------|-------|-------|-------|-------|-------|-------|-------|--------|-------|--------|-------|--------|
|--------------|------|------|------|------|------|-------|------|------|------|------|------|-------|------|------|------|------|-------|-------|------|------|------|------|-------|-------|------|------|------|------|------|------|------|------|------|------|-------|-------|------|------|------|------|------|-------|------|------|------|------|------|------|------|------|------|------|-------|-------|-------|-------|-------|-------|-------|--------|-------|--------|-------|--------|

| PITCHER                              | IP  | WLS | BF | H | R | ER | SO | BB | IBB | HBP | BLK | WP | HR | S  | P  | ERA   | WHIP  |
|--------------------------------------|-----|-----|----|---|---|----|----|----|-----|-----|-----|----|----|----|----|-------|-------|
| Rick Mahler, R (1, 1)<br>ERA: 3.39   | 5.0 | L   | 22 | 7 | 4 | 4  | 6  | 0  | 0   | 0   | 0   | 0  | 1  | 50 | 73 | 7.20  | 1.400 |
| Norm Charlton, L (6, 1)<br>ERA: 3.29 | 2.0 |     | 10 | 2 | 3 | 3  | 0  | 2  | 0   | 0   | 1   | 0  | 1  | 16 | 33 | 13.50 | 2.000 |
| Tim Birtsas, L (8, 1)<br>ERA: 3.72   | 1.0 |     | 3  | 0 | 0 | 0  | 0  | 0  | 0   | 0   | 0   | 0  | 0  | 6  | 8  | 0.00  | 0.000 |
| Mike Griffin, R (9, 1)<br>ERA: 12.46 | 0.0 |     | 3  | 2 | 3 | 3  | 0  | 1  | 0   | 0   | 0   | 0  | 0  | 8  | 17 | ∞     | ∞     |
| Kent Tekulve, R (9, 1)<br>ERA: 4.83  | 1.0 |     | 4  | 1 | 1 | 1  | 0  | 0  | 0   | 0   | 0   | 0  | 1  | 9  | 12 | 9.00  | 1.000 |

| PITCHER | IP | WLS | BF | H | R | ER | SO | BB | IBB | HBP | BLK | WP | HR | S | P | ERA | WHIP |
|---------|----|-----|----|---|---|----|----|----|-----|-----|-----|----|----|---|---|-----|------|
|---------|----|-----|----|---|---|----|----|----|-----|-----|-----|----|----|---|---|-----|------|

**BOTTOM**

**New York Mets @ Cincinnati Reds**  
 Riverfront Stadium, Cincinnati, OH

Fri Jun 30 1989, 7:05 PM EDT  
 Att. 33,855 - Unknown

[livebaseballscorecards.com](http://livebaseballscorecards.com)

|            |           |
|------------|-----------|
| <b>AB</b>  | <b>34</b> |
| <b>R</b>   | <b>1</b>  |
| <b>H</b>   | <b>6</b>  |
| <b>RBI</b> | <b>1</b>  |
| <b>BB</b>  | <b>0</b>  |
| <b>SO</b>  | <b>3</b>  |
| <b>LOB</b> | <b>13</b> |



| AB | R | H | RBI | BB | SO | LOB |
|----|---|---|-----|----|----|-----|
| 4  | 0 | 2 | 0   | 0  | 0  | 0   |
| 4  | 0 | 1 | 0   | 0  | 0  | 2   |
| 4  | 0 | 0 | 0   | 0  | 0  | 3   |
| 4  | 0 | 0 | 0   | 0  | 1  | 2   |
| 4  | 1 | 1 | 0   | 0  | 0  | 0   |
| 4  | 0 | 1 | 0   | 0  | 1  | 1   |
| 4  | 0 | 1 | 0   | 0  | 0  | 2   |
| 3  | 0 | 0 | 1   | 0  | 1  | 2   |
| 1  | 0 | 0 | 0   | 0  | 0  | 0   |
| 1  | 0 | 0 | 0   | 0  | 0  | 1   |
| 0  | 0 | 0 | 0   | 0  | 0  | 0   |
| 0  | 0 | 0 | 0   | 0  | 0  | 0   |
| 1  | 0 | 0 | 0   | 0  | 0  | 0   |
| 0  | 0 | 0 | 0   | 0  | 0  | 0   |
| 0  | 0 | 0 | 0   | 0  | 0  | 0   |
| 0  | 0 | 0 | 0   | 0  | 0  | 0   |

|       |        |
|-------|--------|
| 1B: 4 | SF: 0  |
| 2B: 2 | SAC: 0 |
| 3B: 0 | DP: 0  |
| HR: 0 | HBP: 0 |

|       |        |
|-------|--------|
| WP: 0 | PA: 34 |
| PB: 0 |        |
| SB: 0 |        |
| CS: 0 |        |

| Batter  | 1           | 2 | 3           | 4         | 5                       | 6                  | 7           | 8                | 9 |
|---|-------------|---|-------------|-----------|-------------------------|--------------------|-------------|------------------|---|
| <b>Lenny Harris, L</b> (1, 4)<br>OBP: 0.285, SLG: 0.289     | 1-2<br>G3   |   |             | 2-1<br>1B |                         | 2-1<br>G1-3        |             | 0-2<br>F7<br>1B  |   |
| <b>Kal Daniels, L</b> (1, 7)<br>OBP: 0.409, SLG: 0.354      | 2-2<br>G4-3 |   |             | 1-1<br>P6 |                         | 2-1<br>G6-3<br>2B  |             | 1-1<br>F7<br>1-2 |   |
| <b>Barry Larkin, R</b> (1, 6)<br>OBP: 0.384, SLG: 0.463     | 0-2<br>P4   |   |             | 1-2<br>F9 |                         | 0-0<br>G6-3<br>2-3 |             | 2-0<br>G4-3      |   |
| <b>Eric Davis, R</b> (1, 8)<br>OBP: 0.359, SLG: 0.560       |             |   | 3-2<br>F7   | 0-3<br>K  |                         | 0-1<br>P3          |             | 0-0<br>G6-3      |   |
| <b>Paul O'Neill, L</b> (1, 9)<br>OBP: 0.345, SLG: 0.464     |             |   | 1-0<br>G6-3 |           | 0-1<br>1B<br>G2-3<br>1B |                    | 0-0<br>P2   | 0-2<br>G3-1      |   |
| <b>Todd Benzinger, S</b> (1, 3)<br>OBP: 0.302, SLG: 0.379   |             |   | 1-2<br>F8   |           | 2-3<br>K                |                    | 1-0<br>2B   | 0-0<br>E4        |   |
| <b>Luis Quinones, S</b> (1, 5)<br>OBP: 0.250, SLG: 0.467    |             |   | 3-2<br>P4   |           | 3-2<br>1B<br>G2-3<br>1B |                    | 1-0<br>L9   | 1-1<br>F8        |   |
| <b>Bo Diaz, R</b> (1, 2)<br>OBP: 0.228, SLG: 0.269          |             |   | 0-1<br>G1-3 |           | 0-0<br>G2-3             |                    | 2-3<br>K2-3 |                  |   |
| <b>Rick Mahler, R</b> (1, 1)<br>OBP: 0.250, SLG: 0.220      |             |   | 0-0<br>G5-3 |           | 1-1<br>G3-1             |                    |             | 3-2<br>G3-1      |   |
| <b>Herm Winningham, L</b> (5, PH)<br>OBP: 0.305, SLG: 0.341 |             |   |             |           |                         |                    |             |                  |   |
| <b>Norm Charlton, S</b> (6, 1)                              |             |   |             |           |                         |                    |             |                  |   |
| <b>Tim Birtsas, L</b> (8, 1)                                |             |   |             |           |                         |                    |             |                  |   |
| <b>Ken Griffey, L</b> (8, PH)<br>OBP: 0.442, SLG: 0.407     |             |   |             |           |                         |                    |             |                  |   |
| <b>Mike Griffin, R</b> (9, 1)<br>OBP: 1.000, SLG: 1.000     |             |   |             |           |                         |                    |             |                  |   |
| <b>Kent Tekulve, R</b> (9, 1)<br>OBP: 1.000, SLG: 1.000     |             |   |             |           |                         |                    |             |                  |   |

| Inning Stats | R: 0   | H: 0  | E: 0   | K: 0  | S: 12 | R: 0   | H: 0  | E: 0   | K: 0  | S: 7  | R: 0   | H: 0  | E: 0   | K: 0  | S: 6 | R: 0   | H: 1  | E: 0   | K: 1  | S: 11 | R: 1   | H: 2  | E: 0   | K: 1  | S: 13 | R: 0   | H: 1  | E: 0   | K: 0  | S: 7  | R: 0   | H: 1  | E: 0   | K: 1  | S: 6  | R: 0   | H: 1  | E: 0   | K: 0  | S: 9  | R: 0   | H: 0  | E: 1   | K: 0  | S: 9  | R: 0 | H: 0 | E: 1 | K: 0 | S: 9 |
|--------------|--------|-------|--------|-------|-------|--------|-------|--------|-------|-------|--------|-------|--------|-------|------|--------|-------|--------|-------|-------|--------|-------|--------|-------|-------|--------|-------|--------|-------|-------|--------|-------|--------|-------|-------|--------|-------|--------|-------|-------|--------|-------|--------|-------|-------|------|------|------|------|------|
|              | LOB: 0 | BB: 0 | LOB: 0 | BB: 0 | P: 15 | LOB: 0 | BB: 0 | LOB: 0 | BB: 0 | P: 12 | LOB: 1 | BB: 0 | LOB: 1 | BB: 0 | P: 9 | LOB: 1 | BB: 0 | LOB: 1 | BB: 0 | P: 19 | LOB: 1 | BB: 0 | LOB: 1 | BB: 0 | P: 10 | LOB: 1 | BB: 0 | LOB: 1 | BB: 0 | P: 15 | LOB: 0 | BB: 0 | LOB: 1 | BB: 0 | P: 10 | LOB: 0 | BB: 0 | LOB: 1 | BB: 0 | P: 10 | LOB: 0 | BB: 0 | LOB: 1 | BB: 0 | P: 10 |      |      |      |      |      |

| PITCHER                                   | IP  | WLS | BF | H | R | ER | SO | BB | IBB | HBP | BLK | WP | HR | S  | P   | ERA  | WHIP  |
|---|-----|-----|----|---|---|----|----|----|-----|-----|-----|----|----|----|-----|------|-------|
| <b>Ron Darling, R</b> (1, 1)<br>ERA: 4.13 | 8.0 | W   | 30 | 6 | 1 | 1  | 3  | 0  | 0   | 0   | 0   | 0  | 0  | 71 | 106 | 1.12 | 0.750 |
| <b>Don Aase, R</b> (9, 1)<br>ERA: 2.48    | 1.0 |     | 4  | 0 | 0 | 0  | 0  | 0  | 0   | 0   | 0   | 0  | 0  | 9  | 10  | 0.00 | 0.000 |

# New York Mets @ Cincinnati Reds

## Riverfront Stadium, Cincinnati, OH

Sat Jul 01 1989, 3:33 AM EDT  
Att: 32,561 - Unknown

[livebaseballscorecards.com](http://livebaseballscorecards.com)



WP: 3 PA: 38  
PB: 0  
SB: 2  
CS: 0

| Batter  | 1   | 2   | 3   | 4   | 5   | 6   | 7   | 8  | 9   | AB R H RBI BB SO LOB                                       |  |
|---|---|---|---|---|---|---|---|--|---|--|--|
| Juan Samuel, R (1, 8)<br>OBP: 0.310, SLG: 0.374       | 2-1<br>G5-3   |   | 2-2<br>F8   |   | 0-2<br>G6-3   |   | 1-0<br>E5   |  | 3-3<br>K  | 5 0 0 0 0 1 2  |  |
| Dave Magadan, L (1, 3)<br>OBP: 0.380, SLG: 0.452      | 1-1<br>1B   |   | 0-1<br>G3   |   |   | 1-2<br>2B   | 3-2<br>L8   |  | 1-1<br>G1-3   | 5 1 2 0 0 0 3  |  |
| Howard Johnson, S (1, 5)<br>OBP: 0.365, SLG: 0.609    | 0-0<br>F9   |   |   | 0-0<br>G4-6-3<br>1B                                   |   | 0-0<br>2B   | 0-0<br>F9   |  |   | 4 1 2 1 0 0 2  |  |
| Darryl Strawberry, L (1, 9)<br>OBP: 0.311, SLG: 0.493 | 1-3<br>K  |   |   | 2-2<br>G4-6-3<br>1-2f                                 |   | 0-0<br>WP<br>2B                                       |   | 0-0<br>P4  |   | 4 0 1 1 0 1 2  |  |
| Mark Carreon, R (8, 9)<br>OBP: 0.250, SLG: 0.412      |   |   |   |   |   |   |   |  |   | 0 0 0 0 0 0 0  |  |
| Kevin McReynolds, R (1, 7)<br>OBP: 0.351, SLG: 0.411  |   | 2-2<br>P4   |   | 1-0<br>1B   |   | 1-1<br>L4   |   | 0-1<br>1B  |   | 4 0 2 0 0 0 1  |  |
| Gregg Jefferies, S (1, 4)<br>OBP: 0.277, SLG: 0.315   |   | 1-0<br>G6-3   |   | 0-2<br>S<br>1B  |   | 0-0<br>F7   |   | 2-2<br>F8  |   | 4 0 1 0 0 0 2  |  |
| Mackey Sasser, L (1, 2)<br>OBP: 0.317, SLG: 0.390     |   |   |   |   |   |   |   |  |   |  |  |
| Phil Lombardi, R (8, PH)<br>OBP: 0.500, SLG: 1.000    |   | 0-1<br>G6-3   |   | 2-2<br>P2   |   | 1-3<br>K  |   | 3-1<br>F9  |   | 3 0 0 0 0 1 3  |  |
| Kevin Elster, R (1, 6)<br>OBP: 0.267, SLG: 0.291      |   |   | 2-3<br>K  |   | 2-3<br>K  | 0-1<br>FC6-4  |   |  | 0-1<br>G1-3   | 4 0 0 0 0 2 2  |  |
| Dwight Gooden, R (1, 1)<br>OBP: 0.205, SLG: 0.289     |   |   | 1-2<br>2B   |   |   |   |   |  | 3-3<br>K  | 1 0 1 0 0 0 0  |  |
| David West, L (3, 1)                                  |   |   |   |   |   |   |   |  |   | 1 0 0 0 0 1 0  |  |
| Lee Mazzilli, S (7, PH)<br>OBP: 0.379, SLG: 0.340     |   |   |   |   |   |   |   |  |   | 1 0 0 0 0 1 0  |  |
| Rick Aguilera, R (7, 1)                               |   |   |   |   |   |   |   |  |   | 0 0 0 0 0 0 0  |  |
| Mookie Wilson, S (9, PH)<br>OBP: 0.237, SLG: 0.298    |   |   |   |   |   |   |   |  |   | 1 0 0 0 0 1 0  |  |
| <b>Inning Stats</b>                                   | R: 0 H: 1<br>E: 0 LOB: 1<br>K: 1 BB: 0<br>S: 8 P: 12  | R: 0 H: 0<br>E: 0 LOB: 0<br>K: 0 BB: 0<br>S: 6 P: 9 | R: 0 H: 1<br>E: 0 LOB: 1<br>K: 1 BB: 0<br>S: 12 P: 17 | R: 0 H: 3<br>E: 0 LOB: 2<br>K: 0 BB: 0<br>S: 13 P: 18 | R: 0 H: 0<br>E: 0 LOB: 0<br>K: 2 BB: 0<br>S: 10 P: 12 | R: 2 H: 3<br>E: 0 LOB: 2<br>K: 1 BB: 0<br>S: 16 P: 19 | R: 0 H: 0<br>E: 1 LOB: 1<br>K: 1 BB: 0<br>S: 11 P: 16 | R: 0 H: 1<br>E: 0 LOB: 1<br>K: 0 BB: 0<br>S: 9 P: 14 | R: 0 H: 0<br>E: 0 LOB: 1<br>K: 2 BB: 0<br>S: 15 P: 22 | 1B: 5 SF: 0<br>2B: 4 SAC: 0<br>3B: 0 DP: 1<br>HR: 0 HBP: 0 |  |
| <b>PITCHER</b>  | IP WLS BF H R ER SO BB IBB HBP BLK WP HR S P ERA WHIP |   |   |   |   |   |   |  |   |  |  |
| Jack Armstrong, R (1, 1)<br>ERA: 4.74                 | 5.0 W 22 8 2 2 4 0 0 0 0 0 0 0 57 77 3.60 1.600       |   |   |   |   |   |   |  |   |  |  |
| Rob Dibble, R (6, 1)<br>ERA: 2.06                     | 2.0 8 0 0 0 2 0 0 0 0 1 0 19 26 0.00 0.000            |   |   |   |   |   |   |  |   |  |  |
| John Franco, L (8, 1)<br>ERA: 1.38                    | 2.0 S 8 1 0 0 2 0 0 0 0 2 0 24 36 0.00 0.500          |   |   |   |   |   |   |  |   |  |  |

AB 38  
R 2  
H 9  
RBI 2  
BB 0  
SO 8  
LOB 18



BOTTOM

New York Mets @ Cincinnati Reds  
Riverfront Stadium, Cincinnati, OH  
Sat Jul 01 1989, 3:33 AM EDT  
Att. 32,561 - Unknown

livebaseballscorecards.com

AB 30  
R 6  
H 8  
RBI 5  
BB 2  
SO 7  
LOB 7




WP: 0 PA: 33  
PB: 0  
SB: 0  
CS: 2

| AB    | R      | H     | RBI    | BB    | SO    | LOB   |
|-------|--------|-------|--------|-------|-------|-------|
| 4     | 0      | 0     | 0      | 0     | 0     | 2     |
| 4     | 1      | 2     | 1      | 0     | 1     | 0     |
| 0     | 0      | 0     | 0      | 0     | 0     | 0     |
| 1     | 1      | 1     | 1      | 0     | 0     | 0     |
| 3     | 1      | 1     | 0      | 0     | 1     | 0     |
| 2     | 1      | 0     | 0      | 2     | 1     | 0     |
| 4     | 0      | 1     | 2      | 0     | 1     | 1     |
| 4     | 2      | 2     | 0      | 0     | 0     | 1     |
| 3     | 0      | 1     | 1      | 0     | 0     | 1     |
| 3     | 0      | 0     | 0      | 0     | 1     | 2     |
| 1     | 0      | 0     | 0      | 0     | 1     | 0     |
| 0     | 0      | 0     | 0      | 0     | 0     | 0     |
| 1     | 0      | 0     | 0      | 0     | 1     | 0     |
| 0     | 0      | 0     | 0      | 0     | 0     | 0     |
| 1B: 3 | SF: 0  | 2B: 4 | SAC: 1 | 3B: 0 | DP: 2 | HR: 2 |
|       | HBP: 0 |       |        |       |       |       |

| Batter   | 1           | 2                                | 3         | 4                             | 5                | 6         | 7 | 8                       | 9 |
|--|-------------|----------------------------------|-----------|-------------------------------|------------------|-----------|---|-------------------------|---|
| Lenny Harris, L<br>OBP: 0.277, SLG: 0.281<br>(1, 4)<br>(4, 6)  | 0-1<br>G6-3 | 1-0<br>G5-3                      |           |                               | 0-1<br>P3        |           |   | 1-0<br>G4-3             |   |
| Kal Daniels, L<br>OBP: 0.412, SLG: 0.400<br>Rolando Roomes, R<br>OBP: 0.306, SLG: 0.440<br>(1, 7)<br>(8, PR)<br>(9, 7) | 3-3<br>K    |                                  | 0-0<br>HR |                               | 3-2<br>F7        |           |   | 1-2<br>CS<br>2B         |   |
| Barry Larkin, R<br>OBP: 0.386, SLG: 0.475<br>Marty Brown, R<br>OBP: 0.250, SLG: 0.250<br>(1, 6)<br>(3, PH)<br>(4, 5)   | 0-2<br>HR   |                                  | 3-3<br>K  |                               | 3-2<br>G6-3      |           |   | 3-1<br>BB<br>2B<br>1B   |   |
| Eric Davis, R<br>OBP: 0.362, SLG: 0.554<br>(1, 8)  | 0-1<br>G6-3 |                                  | 3-3<br>K  |                               | 4-2<br>CS<br>BB  |           |   | 4-2<br>2B<br>BB         |   |
| Paul O'Neill, L<br>OBP: 0.344, SLG: 0.465<br>(1, 9)  |             | 1-2<br>G5-3                      | 0-0<br>F7 |                               | 3-3<br>SAFE<br>K |           |   | 2-2<br>1-H<br>2-H<br>2B |   |
| Todd Benzinger, S<br>OBP: 0.304, SLG: 0.384<br>(1, 3)  |             | 0-0<br>E<br>1B                   |           | 3-2<br>1B<br>2B               |                  | 3-2<br>P6 |   | 0-2<br>P5               |   |
| Luis Quinones, S<br>OBP: 0.255, SLG: 0.458<br>(1, 5)<br>(4, 4)   |             | 1-1<br>E4<br>SH1-4<br>1-2        |           | 0-0<br>G4-6-3<br>1B           |                  | 2-1<br>F7 |   |                         |   |
| Jeff Reed, L<br>OBP: 0.277, SLG: 0.301<br>(1, 2)   |             | 3-2<br>E6<br>SH1-4<br>1-2<br>2-H |           | 3-1<br>SAFE<br>G4-6-3<br>1-2f |                  | 1-3<br>K  |   |                         |   |
| Jack Armstrong, R<br>Rob Dibble, L<br>Ken Griffey, L<br>John Franco, L<br>(1, 1)<br>(6, 1)<br>(7, PH)<br>(8, 1)        |             | 1-1<br>SH1-4                     |           | 0-3<br>K                      |                  | 2-3<br>K  |   |                         |   |

| Inning | R | H | E | K | S  | R | H | E | K | S  | R | H | E | K | S  | R | H | E | K | S  | R | H | E | K | S  |
|--------|---|---|---|---|----|---|---|---|---|----|---|---|---|---|----|---|---|---|---|----|---|---|---|---|----|
| 1      | 1 | 1 | 0 | 1 | 10 | 1 | 1 | 0 | 2 | 13 | 1 | 1 | 0 | 2 | 13 | 0 | 0 | 0 | 1 | 10 | 0 | 0 | 0 | 0 | 10 |
| 2      | 1 | 1 | 2 | 0 | 13 | 1 | 1 | 0 | 2 | 20 | 1 | 1 | 0 | 2 | 20 | 0 | 0 | 0 | 1 | 10 | 0 | 0 | 0 | 0 | 10 |
| 3      | 1 | 1 | 0 | 2 | 10 | 0 | 0 | 0 | 1 | 16 | 0 | 0 | 0 | 1 | 16 | 0 | 0 | 0 | 0 | 10 | 0 | 0 | 0 | 0 | 10 |
| 4      | 0 | 0 | 0 | 1 | 10 | 0 | 0 | 0 | 2 | 16 | 0 | 0 | 0 | 0 | 16 | 0 | 0 | 0 | 1 | 10 | 0 | 0 | 0 | 0 | 10 |
| 5      | 0 | 0 | 0 | 0 | 10 | 0 | 0 | 0 | 0 | 16 | 0 | 0 | 0 | 0 | 16 | 0 | 0 | 0 | 0 | 10 | 0 | 0 | 0 | 0 | 10 |
| 6      | 0 | 0 | 0 | 1 | 15 | 0 | 0 | 0 | 1 | 25 | 0 | 0 | 0 | 1 | 25 | 0 | 0 | 0 | 2 | 15 | 0 | 0 | 0 | 0 | 15 |
| 7      | 0 | 0 | 0 | 2 | 8  | 0 | 0 | 0 | 2 | 13 | 0 | 0 | 0 | 2 | 13 | 0 | 0 | 0 | 0 | 8  | 0 | 0 | 0 | 0 | 8  |
| 8      | 2 | 3 | 0 | 0 | 16 | 0 | 3 | 1 | 0 | 27 | 0 | 3 | 1 | 0 | 27 | 0 | 3 | 1 | 0 | 16 | 0 | 3 | 1 | 0 | 16 |
| 9      | 0 | 0 | 0 | 0 | 0  | 0 | 0 | 0 | 0 | 0  | 0 | 0 | 0 | 0 | 0  | 0 | 0 | 0 | 0 | 0  | 0 | 0 | 0 | 0 | 0  |

| PITCHER                                 | IP  | WLS | BF | H | R | ER | SO | BB | IBB | HBP | BLK | WP | HR | S  | P  | ERA  | WHIP  |
|---|-----|-----|----|---|---|----|----|----|-----|-----|-----|----|----|----|----|------|-------|
| Dwight Gooden, R<br>ERA: 2.99<br>(1, 1) | 2.0 | L   | 11 | 3 | 3 | 2  | 1  | 0  | 0   | 0   | 0   | 0  | 2  | 24 | 34 | 9.00 | 1.500 |
| David West, L<br>ERA: 0.63<br>(3, 1)    | 4.0 |     | 13 | 2 | 1 | 1  | 4  | 1  | 0   | 0   | 0   | 0  | 0  | 44 | 72 | 2.25 | 0.750 |
| Rick Aguilera, R<br>ERA: 1.78<br>(7, 1) | 2.0 |     | 9  | 3 | 2 | 2  | 2  | 1  | 0   | 0   | 0   | 0  | 0  | 24 | 40 | 9.00 | 2.000 |

| Batter  | 1   | 2                                | 3                            | 4                                | 5                             | 6                                | 7                             | 8                                | 9                            | AB R H RBI BB SO LOB             | TOP   |                                 |                              |                                  |                              |                                 |                              |                                 |                                  |                                    |                                  |        |
|---|---|----------------------------------|------------------------------|----------------------------------|-------------------------------|----------------------------------|-------------------------------|----------------------------------|------------------------------|----------------------------------|---|---------------------------------|------------------------------|----------------------------------|------------------------------|---------------------------------|------------------------------|---------------------------------|----------------------------------|------------------------------------|----------------------------------|--------|
| Juan Samuel, R<br>OBP: 0.312, SLG: 0.372<br>(1, 8)  | 2-2<br>1B BLK<br>SF9<br>1B                            | 1-2<br>G4-3                      | 2-3<br>K                     |                                  | 3-2<br>HBP                    |                                  | 0-1<br>FC4                    |                                  |                              | 4 1 1 0 0 1 6                    |   |                                 |                              |                                  |                              |                                 |                              |                                 |                                  |                                    |                                  |        |
| Dave Magadan, L<br>OBP: 0.390, SLG: 0.455<br>(1, 3)   | 1-2<br>1B   |                                  | 4-1<br>2B<br>SF8<br>BB       | 1-2<br>1B                        | 1-2<br>F8                     |                                  |                               | 4-0<br>2B<br>BB                  |                              | 3 2 2 0 2 0 1                    |   |                                 |                              |                                  |                              |                                 |                              |                                 |                                  |                                    |                                  |        |
| Howard Johnson, S<br>OBP: 0.369, SLG: 0.630<br>(1, 6)<br>(8, 5)   | 0-2<br>SF9  |                                  | 1-2<br>SF8<br>1B<br>2B       | 0-2<br>2B                        |                               | 1-1<br>HR                        |                               | 0-0<br>F7                        |                              | 4 2 3 2 0 0 1                    |   |                                 |                              |                                  |                              |                                 |                              |                                 |                                  |                                    |                                  |        |
| Darryl Strawberry, L<br>OBP: 0.313, SLG: 0.491<br>Mookie Wilson, S<br>OBP: 0.234, SLG: 0.293<br>(1, 9)<br>(3, PR)<br>(3, 9) | 3-2<br>F9   |                                  | 4-0<br>S<br>1B<br>E<br>IBB   | 2-2<br>G6-3                      |                               | 0-0<br>F7                        |                               | 0-0<br>F8                        |                              | 1 0 0 0 1 0 1<br>3 1 0 0 0 0 3   |   |                                 |                              |                                  |                              |                                 |                              |                                 |                                  |                                    |                                  |        |
| Kevin McReynolds, R<br>OBP: 0.352, SLG: 0.414<br>(1, 7)   | 2-3<br>K  |                                  | 1-1<br>SF8                   | 4-0<br>IBB                       |                               | 0-3<br>K                         |                               | 0-0<br>2B                        |                              | 3 0 1 2 1 2 1                    |   |                                 |                              |                                  |                              |                                 |                              |                                 |                                  |                                    |                                  |        |
| Gregg Jefferies, S<br>OBP: 0.275, SLG: 0.313<br>Don Aase, R<br>(1, 5)<br>(8, 1)   |   | 1-0<br>G3-1                      | 1-2<br>E<br>S<br>1B          | 3-3<br>K                         |                               | 0-0<br>F7                        |                               | 0-0<br>F7                        |                              | 5 0 1 1 0 1 4<br>0 0 0 0 0 0 0   |   |                                 |                              |                                  |                              |                                 |                              |                                 |                                  |                                    |                                  |        |
| Tim Teufel, R<br>OBP: 0.358, SLG: 0.284<br>(1, 4)   |   | 2-0<br>2B<br>1B<br>1B            | 4-2<br>E<br>BB               | 2-3<br>K                         |                               |                                  | 0-0<br>G6-3                   |                                  | 0-3<br>K                     | 4 1 1 0 1 2 3                    | AB 36<br>R 7<br>H 11<br>RBI 6<br>BB 6<br>SO 6<br>LOB 25                               |                                 |                              |                                  |                              |                                 |                              |                                 |                                  |                                    |                                  |        |
| Phil Lombardi, R<br>OBP: 0.364, SLG: 0.727<br>(1, 2)  |   | 2-0<br>1B<br>2B                  | 3-2<br>F4                    |                                  | 1-0<br>F8                     |                                  | 2-1<br>G5-3                   |                                  | 0-0<br>F8                    | 5 0 1 0 0 0 3                    |   |                                 |                              |                                  |                              |                                 |                              |                                 |                                  |                                    |                                  |        |
| Sid Fernandez, L<br>OBP: 0.273, SLG: 0.290<br>Kevin Elster, R<br>OBP: 0.265, SLG: 0.290<br>(1, 1)<br>(8, 6)                 |   | 1-0<br>G4-3<br>1B                | 0-1<br>E5                    |                                  | 0-0<br>G4-3                   |                                  | 4-0<br>FC4<br>BB              |                                  | 0-0<br>F9                    | 3 0 1 1 1 0 2<br>1 0 0 0 0 0 0   |  |                                 |                              |                                  |                              |                                 |                              |                                 |                                  |                                    |                                  |        |
| Inning Stats  | R: 1<br>E: 0<br>K: 1<br>S: 21                         | H: 2<br>LOB: 1<br>BB: 0<br>P: 29 | R: 1<br>E: 0<br>K: 0<br>S: 7 | H: 3<br>LOB: 1<br>BB: 0<br>P: 14 | R: 3<br>E: 1<br>K: 1<br>S: 21 | H: 2<br>LOB: 3<br>BB: 3<br>P: 41 | R: 0<br>E: 0<br>K: 2<br>S: 19 | H: 2<br>LOB: 3<br>BB: 1<br>P: 31 | R: 0<br>E: 0<br>K: 0<br>S: 9 | H: 0<br>LOB: 1<br>BB: 0<br>P: 14 | R: 1<br>E: 0<br>K: 1<br>S: 7  | H: 1<br>LOB: 0<br>BB: 0<br>P: 8 | R: 0<br>E: 0<br>K: 0<br>S: 5 | H: 0<br>LOB: 1<br>BB: 1<br>P: 11 | R: 1<br>E: 0<br>K: 0<br>S: 4 | H: 1<br>LOB: 1<br>BB: 1<br>P: 8 | R: 0<br>E: 0<br>K: 1<br>S: 5 | H: 0<br>LOB: 0<br>BB: 0<br>P: 5 | 1B: 6<br>2B: 4<br>3B: 0<br>HR: 1 | SF: 2<br>SAC: 0<br>DP: 1<br>HBP: 1 | WP: 0<br>PB: 0<br>SB: 2<br>CS: 0 | PA: 45 |
| PITCHER   | IP WLS BF H R ER SO BB IBB HBP BLK WP HR S P ERA WHIP |                                  |                              |                                  |                               |                                  |                               |                                  |                              |                                  |   |                                 |                              |                                  |                              |                                 |                              |                                 |                                  |                                    |                                  |        |
| Scott Scudder, R<br>ERA: 3.86<br>(1, 1)   | 2.1 L 15 7 5 4 1 1 1 0 1 0 0 38 64 15.43 3.429        |                                  |                              |                                  |                               |                                  |                               |                                  |                              |                                  |   |                                 |                              |                                  |                              |                                 |                              |                                 |                                  |                                    |                                  |        |
| Tim Birtsas, L<br>ERA: 3.48<br>(3, 1)   | 2.2 14 2 0 0 3 1 1 1 0 0 0 39 65 0.00 1.125           |                                  |                              |                                  |                               |                                  |                               |                                  |                              |                                  |   |                                 |                              |                                  |                              |                                 |                              |                                 |                                  |                                    |                                  |        |
| Kent Tekulve, R<br>ERA: 4.91<br>(6, 1)  | 3.0 13 2 2 2 1 2 0 0 0 0 1 16 27 6.00 1.333           |                                  |                              |                                  |                               |                                  |                               |                                  |                              |                                  |   |                                 |                              |                                  |                              |                                 |                              |                                 |                                  |                                    |                                  |        |
| Norm Charlton, L<br>ERA: 3.21<br>(9, 1)   | 1.0 3 0 0 0 0 1 0 0 0 0 0 5 5 0.00 0.000              |                                  |                              |                                  |                               |                                  |                               |                                  |                              |                                  |   |                                 |                              |                                  |                              |                                 |                              |                                 |                                  |                                    |                                  |        |

**New York Mets @ Cincinnati Reds**  
Riverfront Stadium, Cincinnati, OH  
Sun Jul 02 1989, 3:33 AM EDT  
Att. 33,910 - Overcast - 80 F

livebaseballscorecards.com



**New York Mets @ Houston Astros**  
 Astrodome, Houston, TX  
 Mon Jul 03 1989, 8:05 PM EDT  
 Att: 40,786 - Unknown

[livebaseballscorecards.com](http://livebaseballscorecards.com)

|            |           |
|------------|-----------|
| <b>AB</b>  | <b>31</b> |
| <b>R</b>   | <b>3</b>  |
| <b>H</b>   | <b>6</b>  |
| <b>RBI</b> | <b>3</b>  |
| <b>BB</b>  | <b>3</b>  |
| <b>SO</b>  | <b>9</b>  |
| <b>LOB</b> | <b>11</b> |



|       |        |
|-------|--------|
| WP: 1 | PA: 35 |
| PB: 0 |        |
| SB: 0 |        |
| CS: 0 |        |

| Batter  | 1                             | 2                                | 3                            | 4                               | 5                             | 6                                | 7                             | 8                                | 9                             | AB                               | R                             | H                                | RBI                          | BB                               | SO                           | LOB                              |                              |                                  |                                  |                                    |                                  |        |  |  |  |
|---|-------------------------------|----------------------------------|------------------------------|---------------------------------|-------------------------------|----------------------------------|-------------------------------|----------------------------------|-------------------------------|----------------------------------|-------------------------------|----------------------------------|------------------------------|----------------------------------|------------------------------|----------------------------------|------------------------------|----------------------------------|----------------------------------|------------------------------------|----------------------------------|--------|--|--|--|
| <b>Juan Samuel, R</b> (1, 8)<br>OBP: 0.307, SLG: 0.366      | 3-2<br>L4                     |                                  | 1-3<br>K                     |                                 |                               | 1-3<br>K                         | 0-0<br>F8                     |                                  |                               | 4                                | 0                             | 0                                | 0                            | 0                                | 2                            | 2                                |                              |                                  |                                  |                                    |                                  |        |  |  |  |
| <b>Dave Magadan, L</b> (1, 3)<br>OBP: 0.392, SLG: 0.453     | 1-1<br>F8                     |                                  |                              | 4-1<br>2B<br>BB                 |                               | 1-2<br>WP<br>1B                  | 0-0<br>L9                     |                                  |                               | 3                                | 1                             | 1                                | 0                            | 1                                | 0                            | 1                                |                              |                                  |                                  |                                    |                                  |        |  |  |  |
| <b>Howard Johnson, S</b> (1, 6)<br>OBP: 0.365, SLG: 0.620   | 1-3<br>K                      |                                  |                              | 1-3<br>K                        |                               | 2-0<br>P5                        |                               | 1-1<br>3-1                       |                               | 4                                | 0                             | 0                                | 0                            | 0                                | 2                            | 2                                |                              |                                  |                                  |                                    |                                  |        |  |  |  |
| <b>Kevin McReynolds, R</b> (1, 7)<br>OBP: 0.354, SLG: 0.419 |                               | 1-1<br>P3                        |                              | 1-1<br>2B                       |                               | 1-2<br>1B                        |                               | 0-2<br>G1-3                      |                               | 4                                | 0                             | 2                                | 1                            | 0                                | 0                            | 0                                |                              |                                  |                                  |                                    |                                  |        |  |  |  |
| <b>Gregg Jefferies, S</b> (1, 5)<br>OBP: 0.271, SLG: 0.307  |                               | 2-1<br>F7                        |                              | 0-3<br>K                        |                               | 2-2<br>F7                        |                               | 1-1<br>F8                        |                               | 4                                | 0                             | 0                                | 0                            | 0                                | 1                            | 3                                |                              |                                  |                                  |                                    |                                  |        |  |  |  |
| <b>Randy Myers, L</b> (8, 1)                                |                               |                                  |                              |                                 |                               |                                  |                               |                                  |                               | 0                                | 0                             | 0                                | 0                            | 0                                | 0                            | 0                                |                              |                                  |                                  |                                    |                                  |        |  |  |  |
| <b>Tim Teufel, R</b> (1, 4)<br>OBP: 0.355, SLG: 0.311       |                               | 0-0<br>G5-3                      |                              | 1-3<br>K                        |                               |                                  | 3-2<br>HR                     |                                  | 1-3<br>K                      | 4                                | 1                             | 1                                | 1                            | 0                                | 2                            | 2                                |                              |                                  |                                  |                                    |                                  |        |  |  |  |
| <b>Mark Carreon, R</b> (1, 9)<br>OBP: 0.275, SLG: 0.486     |                               |                                  | 3-2<br>G6-3                  |                                 | 2-3<br>K                      |                                  | 1-0<br>HR                     |                                  | 4-1<br>G4-6-3<br>BB           | 3                                | 1                             | 1                                | 1                            | 1                                | 1                            | 0                                |                              |                                  |                                  |                                    |                                  |        |  |  |  |
| <b>Phil Lombardi, R</b> (1, 2)<br>OBP: 0.333, SLG: 0.571    |                               |                                  | 3-2<br>F7                    |                                 | 2-3<br>K                      |                                  | 4-0<br>SH1-4<br>BB            |                                  | 0-1<br>G4-6-3                 | 3                                | 0                             | 0                                | 0                            | 1                                | 1                            | 1                                |                              |                                  |                                  |                                    |                                  |        |  |  |  |
| <b>David Cone, L</b> (1, 1)<br>OBP: 0.235, SLG: 0.219       |                               |                                  | 2-2<br>2B                    |                                 | 3-2<br>G6-3                   |                                  | 0-0<br>SH1-4                  |                                  |                               | 2                                | 0                             | 1                                | 0                            | 0                                | 0                            | 0                                |                              |                                  |                                  |                                    |                                  |        |  |  |  |
| <b>Kevin Elster, R</b> (8, 6)<br>OBP: 0.265, SLG: 0.290     |                               |                                  |                              |                                 |                               |                                  | 1-2                           |                                  |                               | 0                                | 0                             | 0                                | 0                            | 0                                | 0                            | 0                                |                              |                                  |                                  |                                    |                                  |        |  |  |  |
| <b>Inning Stats</b>   | R: 0<br>E: 0<br>K: 1<br>S: 10 | H: 0<br>LOB: 0<br>BB: 0<br>P: 15 | R: 0<br>E: 0<br>K: 0<br>S: 5 | H: 0<br>LOB: 0<br>BB: 0<br>P: 8 | R: 0<br>E: 0<br>K: 1<br>S: 14 | H: 1<br>LOB: 1<br>BB: 0<br>P: 23 | R: 0<br>E: 0<br>K: 3<br>S: 13 | H: 1<br>LOB: 2<br>BB: 1<br>P: 20 | R: 0<br>E: 0<br>K: 2<br>S: 12 | H: 0<br>LOB: 0<br>BB: 0<br>P: 19 | R: 1<br>E: 0<br>K: 1<br>S: 16 | H: 2<br>LOB: 1<br>BB: 0<br>P: 23 | R: 2<br>E: 0<br>K: 0<br>S: 8 | H: 2<br>LOB: 1<br>BB: 1<br>P: 16 | R: 0<br>E: 0<br>K: 0<br>S: 8 | H: 0<br>LOB: 0<br>BB: 0<br>P: 10 | R: 0<br>E: 0<br>K: 1<br>S: 6 | H: 0<br>LOB: 0<br>BB: 1<br>P: 11 | 1B: 2<br>2B: 2<br>3B: 0<br>HR: 2 | SF: 0<br>SAC: 1<br>DP: 1<br>HBP: 0 | WP: 1<br>PB: 0<br>SB: 0<br>CS: 0 | PA: 35 |  |  |  |
| <b>PITCHER</b>  | IP                            | WLS                              | BF                           | H                               | R                             | ER                               | SO                            | BB                               | IBB                           | HBP                              | BLK                           | WP                               | HR                           | S                                | P                            | ERA                              | WHIP                         |                                  |                                  |                                    |                                  |        |  |  |  |
| <b>Jim Deshaies, L</b> (1, 1)<br>ERA: 3.23                  | 6.0                           | L                                | 26                           | 6                               | 3                             | 3                                | 8                             | 2                                | 0                             | 0                                | 0                             | 1                                | 2                            | 75                               | 121                          | 4.50                             | 1.333                        |                                  |                                  |                                    |                                  |        |  |  |  |
| <b>Danny Darwin, R</b> (7, 1)<br>ERA: 2.32                  | 2.0                           |                                  | 6                            | 0                               | 0                             | 0                                | 0                             | 0                                | 0                             | 0                                | 0                             | 0                                | 0                            | 11                               | 13                           | 0.00                             | 0.000                        |                                  |                                  |                                    |                                  |        |  |  |  |
| <b>Larry Andersen, R</b> (9, 1)<br>ERA: 0.36                | 1.0                           |                                  | 3                            | 0                               | 0                             | 0                                | 1                             | 1                                | 0                             | 0                                | 0                             | 0                                | 0                            | 6                                | 11                           | 0.00                             | 1.000                        |                                  |                                  |                                    |                                  |        |  |  |  |

BOTTOM

New York Mets @ Houston Astros  
Astrodome, Houston, TX  
Mon Jul 03 1989, 8:05 PM EDT  
Att. 40,786 - Unknown

livebaseballscorecards.com

|     |    |
|-----|----|
| AB  | 32 |
| R   | 1  |
| H   | 5  |
| RBI | 1  |
| BB  | 5  |
| SO  | 6  |
| LOB | 18 |



|     |   |     |    |
|-----|---|-----|----|
| WP: | 0 | PA: | 38 |
| PB: | 0 | SB: | 2  |
| CS: | 0 |     |    |

AB R H RBI BB SO LOB

|   |   |   |   |   |   |   |
|---|---|---|---|---|---|---|
| 3 | 0 | 0 | 0 | 2 | 0 | 1 |
| 3 | 1 | 1 | 0 | 1 | 2 | 3 |
| 4 | 0 | 2 | 0 | 0 | 0 | 1 |
| 4 | 0 | 1 | 1 | 0 | 1 | 2 |
| 3 | 0 | 0 | 0 | 1 | 0 | 4 |
| 2 | 0 | 0 | 0 | 1 | 0 | 2 |
| 0 | 0 | 0 | 0 | 0 | 0 | 0 |
| 4 | 0 | 0 | 0 | 0 | 0 | 3 |
| 4 | 0 | 0 | 0 | 0 | 1 | 0 |
| 2 | 0 | 0 | 0 | 0 | 1 | 0 |
| 1 | 0 | 1 | 0 | 0 | 0 | 0 |
| 1 | 0 | 0 | 0 | 0 | 0 | 1 |
| 1 | 0 | 0 | 0 | 0 | 1 | 1 |

| Batter   | 1                      | 2         | 3           | 4         | 5                      | 6             | 7                | 8         | 9         |
|--|------------------------|-----------|-------------|-----------|------------------------|---------------|------------------|-----------|-----------|
| <b>Billy Hatcher, R</b><br>OBP: 0.275, SLG: 0.327<br>(1, 7)  | 1-1<br>G6-3            | 4-2<br>BB |             |           | 1-0<br>F9              |               | 1-0<br>BB<br>1B  |           | 0-3<br>K  |
| <b>Gerald Young, S</b><br>OBP: 0.339, SLG: 0.272<br>(1, 8)   | 1-0<br>1B<br>2B<br>1B  | 2-3<br>K  |             |           | 4-1<br>S<br>G4-3<br>BB |               | 4-0<br>1-2<br>BB |           | 2-2<br>P6 |
| <b>Bill Doran, S</b><br>OBP: 0.336, SLG: 0.410<br>(1, 4)   | 0-0<br>2B<br>1-3<br>1B |           | 1-2<br>P6   |           | 0-0<br>G4-3            |               | 2-3<br>K         |           |           |
| <b>Glenn Davis, R</b><br>OBP: 0.330, SLG: 0.459<br>(1, 3)  | 0-1<br>1-3<br>2B       |           | 3-2<br>L7   |           | 2-1<br>S               |               |                  | 3-1<br>1B |           |
| <b>Terry Puhl, L</b><br>OBP: 0.353, SLG: 0.387<br>(1, 9)   | 1-2<br>P2              |           | 4-1<br>BB   |           | 2-2<br>FC4-6<br>HBP    |               |                  | 1-3<br>K  |           |
| <b>Ken Caminiti, S</b><br>OBP: 0.301, SLG: 0.359<br><b>Larry Andersen, R</b><br>OBP: 0.500, SLG: 0.500<br>(1, 5)<br>(9, 1)   | 4-0<br>IBB             |           | 2-0<br>G4-3 |           | 2-1<br>FC4-6<br>G4-6-3 |               |                  | 2-2<br>P6 |           |
| <b>Rafael Ramirez, R</b><br>OBP: 0.281, SLG: 0.304<br>(1, 6)   | 1-2<br>P3              |           |             | 1-0<br>F9 |                        | 0-0<br>G4-6-3 |                  | 1-2<br>F7 |           |
| <b>Craig Biggio, R</b><br>OBP: 0.321, SLG: 0.393<br>(1, 2)   |                        | 0-3<br>K  |             | 2-2<br>F8 |                        |               | 0-0<br>F7        |           | 2-1<br>F9 |
| <b>Jim Deshaies, L</b><br>OBP: 0.171, SLG: 0.150<br><b>Danny Darwin, R</b><br>OBP: 0.111, SLG: 0.111<br><b>Craig Reynolds, L</b><br>OBP: 0.293, SLG: 0.278<br><b>Alex Trevino, R</b><br>OBP: 0.288, SLG: 0.327<br><b>Ron Washington, R</b><br>OBP: 0.167, SLG: 0.333<br>(1, 1)<br>(7, 1)<br>(7, 5)<br>(8, PH)<br>(9, PH) |                        | 1-2<br>P5 |             | 0-3<br>K  |                        |               | 3-2<br>F7        |           | 1-1<br>E6 |

| Inning Stats | R: 1 | H: 3 | E: 0 | K: 0 | S: 12 | H: 3 | LOB: 3 | BB: 1 | P: 20 | R: 0 | H: 0 | E: 0 | K: 2 | S: 15 | R: 0 | H: 0 | E: 0 | K: 0 | S: 8 | R: 0 | H: 0 | E: 0 | K: 1 | S: 7 | R: 0 | H: 0 | E: 0 | K: 0 | S: 4 | R: 0 | H: 0 | E: 0 | K: 0 | S: 6 | R: 0 | H: 1 | E: 0 | K: 1 | S: 9 | R: 0 | H: 1 | E: 0 | K: 1 | S: 13 | R: 0 | H: 0 | E: 1 | K: 1 | S: 10 | R: 0 | H: 0 | E: 0 | K: 1 | S: 10 | R: 0 | H: 0 | E: 0 | K: 1 | S: 10 |
|--------------|------|------|------|------|-------|------|--------|-------|-------|------|------|------|------|-------|------|------|------|------|------|------|------|------|------|------|------|------|------|------|------|------|------|------|------|------|------|------|------|------|------|------|------|------|------|-------|------|------|------|------|-------|------|------|------|------|-------|------|------|------|------|-------|
|--------------|------|------|------|------|-------|------|--------|-------|-------|------|------|------|------|-------|------|------|------|------|------|------|------|------|------|------|------|------|------|------|------|------|------|------|------|------|------|------|------|------|------|------|------|------|------|-------|------|------|------|------|-------|------|------|------|------|-------|------|------|------|------|-------|

| PITCHER                                      | IP  | WLS | BF | H | R | ER | SO | BB | IBB | HBP | BLK | WP | HR | S  | P   | ERA  | WHIP  |
|--|-----|-----|----|---|---|----|----|----|-----|-----|-----|----|----|----|-----|------|-------|
| <b>David Cone, R</b><br>ERA: 4.09<br>(1, 1)  | 7.1 | W   | 32 | 5 | 1 | 1  | 5  | 4  | 1   | 1   | 0   | 0  | 0  | 67 | 120 | 1.23 | 1.227 |
| <b>Randy Myers, L</b><br>ERA: 1.45<br>(8, 1) | 1.2 | S   | 6  | 0 | 0 | 0  | 1  | 0  | 0   | 0   | 0   | 0  | 0  | 17 | 25  | 0.00 | 0.000 |

| PITCHER | IP | WLS | BF | H | R | ER | SO | BB | IBB | HBP | BLK | WP | HR | S | P | ERA | WHIP |
|---------|----|-----|----|---|---|----|----|----|-----|-----|-----|----|----|---|---|-----|------|
|---------|----|-----|----|---|---|----|----|----|-----|-----|-----|----|----|---|---|-----|------|

**New York Mets @ Houston Astros**  
Astrodome, Houston, TX

Tue Jul 04 1989, 4:33 AM EDT  
Att. 33,444 - Dome - 75 F

livebaseballscorecards.com

|     |    |
|-----|----|
| AB  | 32 |
| R   | 3  |
| H   | 5  |
| RBI | 3  |
| BB  | 1  |
| SO  | 10 |
| LOB | 9  |



AB R H RBI BB SO LOB

TOP

|   |   |   |   |   |   |   |   |   |   |   |   |   |   |   |
|---|---|---|---|---|---|---|---|---|---|---|---|---|---|---|
| 2 | 0 | 0 | 0 | 0 | 0 | 0 | 0 | 1 | 1 | 0 | 0 | 0 | 0 | 1 |
| 4 | 0 | 1 | 0 | 0 | 0 | 0 | 1 |   |   |   |   |   |   |   |
| 2 | 0 | 0 | 0 | 1 | 1 | 1 | 1 | 0 | 0 | 0 | 0 | 0 | 0 | 0 |
| 1 | 0 | 0 | 0 | 0 | 0 | 0 | 2 | 0 | 0 | 0 | 0 | 0 | 0 | 0 |
| 2 | 0 | 0 | 0 | 0 | 1 | 1 | 1 | 2 | 0 | 1 | 1 | 0 | 1 | 2 |
| 4 | 0 | 0 | 0 | 0 | 4 | 1 | 1 |   |   |   |   |   |   |   |
| 4 | 1 | 1 | 0 | 0 | 1 | 0 | 0 |   |   |   |   |   |   |   |
| 4 | 1 | 1 | 1 | 0 | 1 | 0 | 0 |   |   |   |   |   |   |   |
| 3 | 0 | 0 | 0 | 1 | 0 | 0 | 0 |   |   |   |   |   |   |   |
| 0 | 0 | 0 | 0 | 0 | 0 | 0 | 0 |   |   |   |   |   |   |   |
| 2 | 0 | 0 | 0 | 0 | 1 | 0 | 1 |   |   |   |   |   |   |   |
| 1 | 0 | 1 | 0 | 0 | 0 | 0 | 0 |   |   |   |   |   |   |   |

|     |   |      |   |     |   |     |    |
|-----|---|------|---|-----|---|-----|----|
| 1B: | 2 | SF:  | 0 | WP: | 0 | PA: | 34 |
| 2B: | 2 | SAC: | 0 | PB: | 0 |     |    |
| 3B: | 1 | DP:  | 0 | SB: | 1 |     |    |
| HR: | 0 | HBP: | 1 | CS: | 0 |     |    |

| Batter   | 1   | 2  | 3   | 4   | 5   | 6   | 7   | 8   | 9   |  |  |  |  |  |
|--|---|--|---|---|---|---|---|---|---|--|--|--|--|--|
| Juan Samuel, R (1, 8)<br>OBP: 0.305, SLG: 0.363<br>Keith Miller, R (4, 8)<br>OBP: 0.250, SLG: 0.280                            | 0-0 F9  |  | 0-1 G5-3  |   |   | 2-1 G4-3<br>2B HBP                                    |   | 2-2 F9  |   |  |  |  |  |  |
| Dave Magadan, L (1, 3)<br>OBP: 0.389, SLG: 0.449   | 1-0 1-3   |  |   | 1-1 L7  |   | 0-0 G4-3  |   | 2-1 F9  |   |  |  |  |  |  |
| Howard Johnson, S (1, 5)<br>OBP: 0.364, SLG: 0.616<br>Jeff Innis, R (6, 1)   | 4-2 S<br>BB   |  |   | 2-0 F9  |   | 1-3 K   |   | 1-2 G4-1  |   |  |  |  |  |  |
| Lee Mazzilli, S (8, PH)<br>OBP: 0.373, SLG: 0.333<br>Don Aase, R (8, 1)  |   |  |   |   |   |   |   | 1-2 2-3   |   |  |  |  |  |  |
| Kevin McReynolds, R (1, 7)<br>OBP: 0.351, SLG: 0.416<br>Mark Carreon, R (4, 7)<br>OBP: 0.286, SLG: 0.513                       | 0-1 F9  |  |   | 0-3 K   |   | 0-0 K   |   | 1-3 K   |   |  |  |  |  |  |
| Mookie Wilson, S (1, 9)<br>OBP: 0.230, SLG: 0.288  |   |  |   |   | 1-3 K   | 1-3 K   |   |   | 2-3 K   |  |  |  |  |  |
| Tim Teufel, R (1, 4)<br>OBP: 0.352, SLG: 0.318   |   |  |   |   |   | 2-2 3B<br>2B  |   |   | 2-3 K   |  |  |  |  |  |
| Mackey Sasser, L (1, 2)<br>OBP: 0.314, SLG: 0.407  |   |  |   |   |   | 0-0 4-3<br>3B   |   |   | 1-3 K   |  |  |  |  |  |
| Kevin Elster, R (1, 6)<br>OBP: 0.262, SLG: 0.266   |   |  |   |   |   | 1-1 4-3   |   |   |   |  |  |  |  |  |
| Bob Ojeda, L (1, 1)<br>OBP: 0.171, SLG: 0.147<br>Kevin Tapani, R (1, 1)<br>Gregg Jefferies, S (6, 5)<br>OBP: 0.274, SLG: 0.310 |   |  |   |   |   | 1-1 4-3   |   |   | 1-1 G4-1<br>1B  |  |  |  |  |  |
| <b>Inning Stats</b>  | R: 0 H: 0<br>E: 0 LOB: 1<br>K: 0 BB: 1<br>S: 7 P: 12  | R: 0 H: 0<br>E: 0 LOB: 0<br>K: 1 BB: 0<br>S: 8 P: 11 | R: 0 H: 0<br>E: 0 LOB: 0<br>K: 0 BB: 0<br>S: 7 P: 9 | R: 0 H: 0<br>E: 0 LOB: 0<br>K: 1 BB: 0<br>S: 6 P: 9 | R: 2 H: 2<br>E: 0 LOB: 0<br>K: 2 BB: 0<br>S: 12 P: 18 | R: 1 H: 1<br>E: 0 LOB: 1<br>K: 2 BB: 0<br>S: 10 P: 14 | R: 0 H: 0<br>E: 0 LOB: 0<br>K: 0 BB: 0<br>S: 7 P: 8 | R: 0 H: 2<br>E: 0 LOB: 2<br>K: 1 BB: 0<br>S: 17 P: 24 | R: 0 H: 0<br>E: 0 LOB: 0<br>K: 3 BB: 0<br>S: 11 P: 16 |  |  |  |  |  |
| <b>PITCHER</b>   | IP WLS BF H R ER SO BB IBB HBP BLK WP HR S P ERA WHIP |  |   |   |   |   |   |   |   |  |  |  |  |  |
| Mike Scott, R (1, 1)<br>ERA: 2.5   | 8.0 W 31 5 3 3 7 1 0 1 0 0 0 74 105 3.38 0.750        |  |   |   |   |   |   |   |   |  |  |  |  |  |
| Juan Agosto, L (9, 1)<br>ERA: 3.61   | 1.0 3 0 0 0 3 0 0 0 0 0 0 11 16 0.00 0.000            |  |   |   |   |   |   |   |   |  |  |  |  |  |

| Batter  | 1 | 2 | 3 | 4 | 5 | 6 | 7 | 8 | 9 | AB | R | H | RBI | BB | SO | LOB |
|---|---|---|---|---|---|---|---|---|---|----|---|---|-----|----|----|-----|
| Billy Hatcher, R<br>OBP: 0.281, SLG: 0.326<br>Louie Meadows, L<br>OBP: 0.182, SLG: 0.233<br>(1, 7)<br>(7, PH)<br>(8, 7) |   |   |   |   |   |   |   |   |   | 1  | 2 | 0 | 0   | 3  | 0  | 0   |
| Gerald Young, S<br>OBP: 0.340, SLG: 0.275<br>(1, 8)   |   |   |   |   |   |   |   |   |   | 5  | 1 | 2 | 2   | 0  | 0  | 1   |
| Bill Doran, S<br>OBP: 0.338, SLG: 0.410<br>Craig Reynolds, L<br>OBP: 0.290, SLG: 0.275<br>(1, 4)<br>(7, 4)              |   |   |   |   |   |   |   |   |   | 3  | 1 | 1 | 1   | 1  | 0  | 1   |
| Glenn Davis, R<br>OBP: 0.328, SLG: 0.455<br>(1, 3)  |   |   |   |   |   |   |   |   |   | 5  | 0 | 1 | 0   | 0  | 0  | 4   |
| Ken Caminiti, S<br>OBP: 0.300, SLG: 0.358<br>(1, 5)   |   |   |   |   |   |   |   |   |   | 4  | 1 | 1 | 1   | 0  | 0  | 1   |
| Rafael Ramirez, R<br>OBP: 0.281, SLG: 0.308<br>Eric Yelding, R<br>OBP: 0.310, SLG: 0.296<br>(1, 6)<br>(7, PH)<br>(8, 6) |   |   |   |   |   |   |   |   |   | 3  | 2 | 1 | 2   | 0  | 0  | 1   |
| Terry Puhl, L<br>OBP: 0.365, SLG: 0.411<br>(1, 9)   |   |   |   |   |   |   |   |   |   | 3  | 1 | 3 | 3   | 1  | 0  | 0   |
| Craig Biggio, R<br>OBP: 0.320, SLG: 0.387<br>(1, 2)   |   |   |   |   |   |   |   |   |   | 3  | 1 | 0 | 0   | 0  | 0  | 3   |
| Mike Scott, R<br>OBP: 0.120, SLG: 0.104<br>Juan Agosto, L<br>(9, 1)   |   |   |   |   |   |   |   |   |   | 4  | 0 | 0 | 0   | 0  | 2  | 3   |
|   |   |   |   |   |   |   |   |   |   | 0  | 0 | 0 | 0   | 0  | 0  | 0   |

| Inning Stats | R: 8 | H: 6 | E: 0 | LOB: 2 | K: 1 | S: 24 | P: 46 | R: 0 | H: 0 | E: 0 | LOB: 1 | K: 0 | S: 8 | P: 14 | R: 0 | H: 0 | E: 0 | LOB: 1 | K: 0 | S: 7 | P: 12 | R: 1 | H: 2 | E: 0 | LOB: 1 | K: 0 | S: 14 | P: 17 | R: 0 | H: 0 | E: 0 | LOB: 0 | K: 0 | S: 7 | P: 12 | R: 0 | H: 0 | E: 0 | LOB: 0 | K: 0 | S: 4 | P: 8 | R: 1 | H: 2 | E: 0 | LOB: 1 | K: 1 | S: 11 | P: 14 | R: 0 | H: 0 | E: 0 | LOB: 0 | K: 0 | S: 6 | P: 8 |
|--------------|------|------|------|--------|------|-------|-------|------|------|------|--------|------|------|-------|------|------|------|--------|------|------|-------|------|------|------|--------|------|-------|-------|------|------|------|--------|------|------|-------|------|------|------|--------|------|------|------|------|------|------|--------|------|-------|-------|------|------|------|--------|------|------|------|
|--------------|------|------|------|--------|------|-------|-------|------|------|------|--------|------|------|-------|------|------|------|--------|------|------|-------|------|------|------|--------|------|-------|-------|------|------|------|--------|------|------|-------|------|------|------|--------|------|------|------|------|------|------|--------|------|-------|-------|------|------|------|--------|------|------|------|

| PITCHER                      | IP     | WLS | BF | H  | R | ER | SO | BB | IBB | HBP | BLK | WP | HR | S  | P  | ERA    | WHIP   |
|------------------------------|--------|-----|----|----|---|----|----|----|-----|-----|-----|----|----|----|----|--------|--------|
| Bob Ojeda, L<br>ERA: 4.02    | (1, 1) | 0.2 | L  | 11 | 6 | 8  | 8  | 1  | 2   | 0   | 0   | 0  | 0  | 19 | 35 | 108.00 | 12.000 |
| Kevin Tapani, R<br>ERA: 2.08 | (1, 1) | 4.1 |    | 18 | 2 | 1  | 0  | 3  | 0   | 0   | 1   | 0  | 0  | 41 | 66 | 2.08   | 1.154  |
| Jeff Innis, R<br>ERA: 1.69   | (6, 1) | 2.0 |    | 8  | 2 | 1  | 1  | 0  | 0   | 0   | 0   | 0  | 0  | 15 | 22 | 4.50   | 1.000  |
| Don Aase, R<br>ERA: 2.57     | (8, 1) | 1.0 |    | 3  | 0 | 0  | 0  | 0  | 0   | 0   | 0   | 0  | 0  | 6  | 8  | 0.00   | 0.000  |


**BOTTOM**

**New York Mets @ Houston Astros**  
Astrodome, Houston, TX

Tue Jul 04 1989, 4:33 AM EDT  
Att: 33,444 - Dome - 75 F

livebaseballscores.com

|     |    |
|-----|----|
| AB  | 34 |
| R   | 10 |
| H   | 10 |
| RBI | 9  |
| BB  | 5  |
| SO  | 2  |
| LOB | 15 |



|       |        |
|-------|--------|
| WP: 0 | PA: 40 |
| PB: 0 | SB: 0  |
| CS: 0 |        |

**New York Mets @ Houston Astros**  
**Astrodome, Houston, TX**  
 Wed Jul 05 1989, 8:05 PM EDT  
 Att. 24,675 - Unknown - 72 F

livebaseballscorecards.com

|     |    |
|-----|----|
| AB  | 34 |
| R   | 5  |
| H   | 10 |
| RBI | 5  |
| BB  | 4  |
| SO  | 7  |
| LOB | 19 |



| AB | R | H | RBI | BB | SO | LOB |
|----|---|---|-----|----|----|-----|
| 5  | 1 | 1 | 1   | 0  | 1  | 0   |
| 5  | 0 | 2 | 1   | 0  | 0  | 0   |
| 3  | 0 | 0 | 0   | 2  | 2  | 3   |
| 4  | 1 | 1 | 1   | 0  | 0  | 3   |
| 3  | 1 | 2 | 0   | 1  | 0  | 1   |
| 3  | 0 | 2 | 1   | 1  | 0  | 1   |
| 3  | 0 | 0 | 0   | 0  | 1  | 4   |
| 1  | 0 | 0 | 0   | 0  | 0  | 2   |
| 0  | 0 | 0 | 0   | 0  | 0  | 0   |
| 3  | 1 | 1 | 0   | 0  | 1  | 3   |
| 0  | 0 | 0 | 1   | 0  | 0  | 0   |
| 0  | 0 | 0 | 0   | 0  | 0  | 0   |
| 2  | 1 | 1 | 0   | 0  | 0  | 0   |
| 0  | 0 | 0 | 0   | 0  | 0  | 0   |
| 1  | 0 | 0 | 0   | 0  | 1  | 1   |
| 0  | 0 | 0 | 0   | 0  | 0  | 0   |
| 1  | 0 | 0 | 0   | 0  | 1  | 1   |

| Batter  | 1              | 2                      | 3           | 4               | 5                      | 6              | 7         | 8                        | 9          |
|---|----------------|------------------------|-------------|-----------------|------------------------|----------------|-----------|--------------------------|------------|
| <b>Juan Samuel, R</b> (1, 8)<br>OBP: 0.303, SLG: 0.359        | 2-3<br>K       |                        | 2-2<br>G5-3 |                 | 2-1<br>1B<br>SF8<br>1B |                | 1-2<br>F9 |                          | 2-2<br>F8  |
| <b>Mark Carreon, R</b> (1, 9)<br>OBP: 0.298, SLG: 0.500       | 2-1<br>G1-3    |                        | 1-0<br>F7   |                 | 1-2<br>1B<br>S<br>1B   |                | 1-1<br>1B |                          | 0-2<br>L3  |
| <b>Howard Johnson, S</b> (1, 5)<br>OBP: 0.365, SLG: 0.609     | 4-0<br>S<br>BB |                        |             | 2-3<br>K        | 1-3<br>K               |                | 1-0<br>P6 |                          | 4-0<br>BB  |
| <b>Kevin McReynolds, R</b> (1, 7)<br>OBP: 0.349, SLG: 0.413   | 1-1<br>P6      |                        |             | 2-1<br>1B<br>1B | 0-0<br>SF8             |                | 0-1<br>F9 |                          | 3-1<br>F7  |
| <b>Tim Teufel, R</b> (1, 3)<br>OBP: 0.364, SLG: 0.327         |                | 1-0<br>E<br>G5-3<br>1B |             | 1-1<br>1B       | 1-0<br>P3              |                |           | 4-0<br>G3-1<br>SF8<br>BB |            |
| <b>Gregg Jefferies, S</b> (1, 4)<br>OBP: 0.281, SLG: 0.315    |                | 3-1<br>G5-3            |             | 0-0<br>1B       |                        | 1-0<br>S<br>1B |           | 4-2<br>G3-1<br>BB        |            |
| <b>Phil Lombardi, R</b> (1, 2)<br>OBP: 0.278, SLG: 0.471      |                | 1-0<br>E3              |             | 0-0<br>G4-6-3   |                        | 0-3<br>K       |           | 3-2<br>G3-1              |            |
| <b>Darryl Strawberry, L</b> (8, PH)<br>OBP: 0.312, SLG: 0.489 |                |                        |             | 1-2<br>2-H      |                        | 1-2<br>K       |           | 1-2<br>2-3               |            |
| <b>Keith Miller, R</b> (8, 6)<br>OBP: 0.250, SLG: 0.280       |                |                        |             | 1-2f            |                        | 1-2<br>K       |           |                          |            |
| <b>Kevin Elster, R</b> (1, 6)<br>OBP: 0.263, SLG: 0.291       |                | 1-2<br>G5-4-3          |             |                 | 0-1<br>1B<br>2B        |                | 1-3<br>K  |                          | 3-2<br>SF8 |
| <b>Mookie Wilson, S</b> (8, PH)<br>OBP: 0.229, SLG: 0.288     |                |                        |             |                 |                        |                |           |                          |            |
| <b>Jeff Innis, R</b> (8, 1)<br>OBP: 0.250, SLG: 0.280         |                |                        |             |                 |                        |                |           |                          |            |
| <b>Ron Darling, R</b> (1, 1)<br>OBP: 0.194, SLG: 0.389        |                |                        |             |                 |                        |                |           |                          |            |
| <b>Don Aase, R</b> (5, 1)<br>OBP: 0.356, SLG: 0.327           |                |                        |             |                 |                        |                |           |                          |            |
| <b>Lee Mazzilli, S</b> (6, PH)<br>OBP: 0.356, SLG: 0.327      |                |                        |             |                 |                        |                |           |                          |            |
| <b>Rick Aguilera, R</b> (6, 1)<br>OBP: 0.310, SLG: 0.402      |                |                        |             |                 |                        |                |           |                          |            |
| <b>Mackey Sasser, L</b> (8, PH)<br>OBP: 0.310, SLG: 0.402     |                |                        |             |                 |                        |                |           |                          |            |

| Inning | R | H | E | K | S  | R | H | E | K | S  | R | H | E | K | S  | R | H | E | K | S  | R | H | E | K | S | R | H | E | K | S  | R | H | E | K | S  |    |
|--------|---|---|---|---|----|---|---|---|---|----|---|---|---|---|----|---|---|---|---|----|---|---|---|---|---|---|---|---|---|----|---|---|---|---|----|----|
| 1      | 0 | 0 | 0 | 1 | 8  | 0 | 0 | 0 | 1 | 5  | 1 | 3 | 0 | 1 | 12 | 0 | 1 | 0 | 0 | 11 | 1 | 0 | 0 | 0 | 8 | 0 | 0 | 0 | 1 | 17 | 0 | 0 | 0 | 1 | 17 |    |
| 2      | 0 | 1 | 0 | 1 | 16 | 0 | 1 | 0 | 0 | 14 | 0 | 0 | 0 | 0 | 15 | 0 | 0 | 0 | 0 | 14 | 0 | 0 | 0 | 0 | 0 | 0 | 0 | 0 | 0 | 0  | 0 | 0 | 0 | 0 | 0  | 17 |
| 3      | 0 | 0 | 0 | 0 | 8  | 0 | 0 | 0 | 0 | 9  | 0 | 0 | 0 | 0 | 22 | 0 | 0 | 0 | 0 | 14 | 0 | 0 | 0 | 0 | 0 | 0 | 0 | 0 | 0 | 0  | 0 | 0 | 0 | 0 | 0  | 14 |
| 4      | 0 | 0 | 0 | 0 | 8  | 0 | 0 | 0 | 0 | 17 | 0 | 0 | 0 | 0 | 15 | 0 | 0 | 0 | 0 | 14 | 0 | 0 | 0 | 0 | 0 | 0 | 0 | 0 | 0 | 0  | 0 | 0 | 0 | 0 | 0  | 15 |
| 5      | 0 | 0 | 0 | 0 | 8  | 0 | 0 | 0 | 0 | 17 | 0 | 0 | 0 | 0 | 22 | 0 | 0 | 0 | 0 | 14 | 0 | 0 | 0 | 0 | 0 | 0 | 0 | 0 | 0 | 0  | 0 | 0 | 0 | 0 | 0  | 22 |
| 6      | 0 | 0 | 0 | 0 | 8  | 0 | 0 | 0 | 0 | 17 | 0 | 0 | 0 | 0 | 15 | 0 | 0 | 0 | 0 | 14 | 0 | 0 | 0 | 0 | 0 | 0 | 0 | 0 | 0 | 0  | 0 | 0 | 0 | 0 | 0  | 15 |
| 7      | 0 | 0 | 0 | 0 | 8  | 0 | 0 | 0 | 0 | 17 | 0 | 0 | 0 | 0 | 14 | 0 | 0 | 0 | 0 | 14 | 0 | 0 | 0 | 0 | 0 | 0 | 0 | 0 | 0 | 0  | 0 | 0 | 0 | 0 | 0  | 14 |
| 8      | 0 | 0 | 0 | 0 | 8  | 0 | 0 | 0 | 0 | 17 | 0 | 0 | 0 | 0 | 27 | 0 | 0 | 0 | 0 | 27 | 0 | 0 | 0 | 0 | 0 | 0 | 0 | 0 | 0 | 0  | 0 | 0 | 0 | 0 | 27 |    |
| 9      | 0 | 0 | 0 | 0 | 8  | 0 | 0 | 0 | 0 | 17 | 0 | 0 | 0 | 0 | 17 | 0 | 0 | 0 | 0 | 17 | 0 | 0 | 0 | 0 | 0 | 0 | 0 | 0 | 0 | 0  | 0 | 0 | 0 | 0 | 17 |    |

| PITCHER                                      | IP  | WLS | BF | H | R | ER | SO | BB | IBB | HBP | BLK | WP | HR | S  | P  | ERA   | WHIP  |
|--|-----|-----|----|---|---|----|----|----|-----|-----|-----|----|----|----|----|-------|-------|
| <b>Bob Knepper, L</b> (1, 1)<br>ERA: 5.19    | 4.0 |     | 20 | 8 | 4 | 4  | 2  | 1  | 0   | 0   | 0   | 0  | 0  | 40 | 67 | 9.00  | 2.250 |
| <b>Danny Darwin, R</b> (5, 1)<br>ERA: 2.22   | 3.0 | W   | 11 | 2 | 0 | 0  | 4  | 0  | 0   | 0   | 0   | 0  | 0  | 30 | 38 | 0.00  | 0.667 |
| <b>Larry Andersen, R</b> (8, 1)<br>ERA: 0.54 | 0.2 |     | 4  | 0 | 1 | 1  | 0  | 2  | 0   | 0   | 0   | 0  | 0  | 9  | 23 | 13.50 | 3.000 |
| <b>Juan Agosto, L</b> (8, 1)<br>ERA: 3.59    | 0.1 |     | 1  | 0 | 0 | 0  | 1  | 0  | 0   | 0   | 0   | 0  | 0  | 3  | 4  | 0.00  | 0.000 |
| <b>Dave Smith, R</b> (9, 1)<br>ERA: 2.27     | 1.0 | S   | 4  | 0 | 0 | 0  | 0  | 1  | 0   | 0   | 0   | 0  | 0  | 8  | 17 | 0.00  | 1.000 |

| 1B | 2B | 3B | HR | SF | SAC | DP | HBP | WP | PA |
|----|----|----|----|----|-----|----|-----|----|----|
| 9  | 1  | 0  | 0  | 2  | 0   | 2  | 0   | 0  | 40 |
| 0  | 0  | 0  | 0  | 0  | 0   | 0  | 0   | 0  |    |
| 0  | 0  | 0  | 0  | 0  | 0   | 0  | 0   | 0  |    |
| 0  | 0  | 0  | 0  | 0  | 0   | 0  | 0   | 0  |    |
| 0  | 0  | 0  | 0  | 0  | 0   | 0  | 0   | 0  |    |
| 1  | 0  | 0  | 0  | 0  | 0   | 1  | 0   | 0  |    |

| WP | PA |
|----|----|
| 0  | 40 |
| 0  |    |
| 3  |    |
| 0  |    |



| Batter   | 1                   | 2                       | 3                | 4           | 5                      | 6                   | 7                  | 8           | 9 | AB R H RBI BB SO LOB |
|--|---------------------|-------------------------|------------------|-------------|------------------------|---------------------|--------------------|-------------|---|----------------------|
| <b>Billy Hatcher, R</b><br>OBP: 0.289, SLG: 0.332 (1, 7)   | 3-2<br>E<br>1B      | 2-2<br>1B<br>G4-3       | 4-2<br>1-2<br>BB |             | 2-3<br>K               |                     | 1-2<br>FC6-4<br>1B |             |   | 4 2 3 1 1 1 1        |
| <b>Gerald Young, S</b><br>OBP: 0.341, SLG: 0.274 (1, 8)    | 0-1<br>SAFE<br>G4-3 | 3-1<br>WP<br>G4-3<br>1B | 0-0<br>F7        |             | 4-0<br>S<br>BB         |                     | 0-1<br>FC6-4       |             |   | 4 0 1 1 1 0 5        |
| <b>Bill Doran, S</b><br>OBP: 0.336, SLG: 0.406 (1, 4)      | 2-2<br>E<br>S<br>1B | 0-0<br>G4-3             |                  | 0-1<br>G3-1 | 2-3<br>K               |                     | 2-0<br>G4-3        |             |   | 5 0 1 2 0 1 3        |
| <b>Glenn Davis, R</b><br>OBP: 0.331, SLG: 0.454 (1, 3)     | 4-2<br>S<br>BB      | 4-1<br>BB               |                  | 3-1<br>F8   |                        | 2-2<br>G4-6-3<br>1B |                    | 1-1<br>F7   |   | 3 0 1 0 2 0 0        |
| <b>Terry Puhl, L</b><br>OBP: 0.361, SLG: 0.411 (1, 9)      | 1-3<br>K            | 2-1<br>F7               |                  | 0-0<br>2B   |                        | 1-2<br>G4-6-3       |                    | 2-0<br>G3-1 |   | 5 0 1 0 0 1 5        |
| <b>Ken Caminiti, S</b><br>OBP: 0.299, SLG: 0.363 (1, 5)    | 2-2<br>G4-3         |                         | 0-1<br>1B<br>3B  | 0-0<br>G3   |                        | 0-0<br>G1-3         |                    |             |   | 4 1 1 0 0 0 3        |
| <b>Rafael Ramirez, R</b><br>OBP: 0.284, SLG: 0.311 (1, 6)  |                     | 0-1<br>2B<br>1B<br>1B   | 0-0<br>P3        |             | 1-2<br>1B<br>SF9<br>1B |                     | 0-0<br>G6-3        |             |   | 4 2 2 0 0 0 1        |
| <b>Craig Biggio, R</b><br>OBP: 0.327, SLG: 0.391 (1, 2)    |                     | 3-2<br>F8               | 0-1<br>S<br>1B   |             | 0-0<br>SF9<br>S<br>1B  |                     | 4-2<br>1B<br>BB    |             |   | 3 0 2 1 1 0 1        |
| <b>Bob Knepper, L</b><br>OBP: 0.313, SLG: 0.483 (1, 1)     |                     | 0-0<br>1B<br>2B         | 0-0<br>F8        |             | 1-0<br>SF9             |                     | 2-2<br>P5          |             |   | 2 1 1 0 0 0 1        |
| <b>Danny Darwin, R</b><br>OBP: 0.100, SLG: 0.111 (5, 1)    |                     |                         |                  |             |                        |                     |                    |             |   | 0 0 0 1 0 0 0        |
| <b>Craig Reynolds, R</b><br>OBP: 0.287, SLG: 0.272 (7, PH) |                     |                         |                  |             |                        |                     |                    |             |   | 1 0 0 0 0 0 1        |
| <b>Larry Andersen, R</b><br>OBP: 0.500, SLG: 0.500 (8, 1)  |                     |                         |                  |             |                        |                     |                    |             |   | 0 0 0 0 0 0 0        |
| <b>Juan Agosto, L</b><br>(8, 1)                            |                     |                         |                  |             |                        |                     |                    |             |   | 0 0 0 0 0 0 0        |
| <b>Dave Smith, R</b><br>(9, 1)                             |                     |                         |                  |             |                        |                     |                    |             |   | 0 0 0 0 0 0 0        |

| Inning Stats | R: 1 | H: 2 | E: 1 | LOB: 2 | K: 1 | BB: 1 | S: 17 | P: 29 | R: 3 | H: 4 | E: 0 | LOB: 2 | K: 0 | BB: 1 | S: 17 | P: 31 | R: 1 | H: 2 | E: 0 | LOB: 2 | K: 0 | BB: 1 | S: 12 | P: 16 | R: 0 | H: 1 | E: 0 | LOB: 1 | K: 0 | BB: 0 | S: 6 | P: 9 | R: 1 | H: 2 | E: 0 | LOB: 2 | K: 2 | BB: 1 | S: 12 | P: 21 | R: 0 | H: 1 | E: 0 | LOB: 0 | K: 0 | BB: 0 | S: 7 | P: 10 | R: 0 | H: 1 | E: 0 | LOB: 2 | K: 0 | BB: 1 | S: 16 | P: 23 | R: 0 | H: 0 | E: 0 | LOB: 0 | K: 0 | BB: 0 | S: 4 | P: 9 |
|--------------|------|------|------|--------|------|-------|-------|-------|------|------|------|--------|------|-------|-------|-------|------|------|------|--------|------|-------|-------|-------|------|------|------|--------|------|-------|------|------|------|------|------|--------|------|-------|-------|-------|------|------|------|--------|------|-------|------|-------|------|------|------|--------|------|-------|-------|-------|------|------|------|--------|------|-------|------|------|
|--------------|------|------|------|--------|------|-------|-------|-------|------|------|------|--------|------|-------|-------|-------|------|------|------|--------|------|-------|-------|-------|------|------|------|--------|------|-------|------|------|------|------|------|--------|------|-------|-------|-------|------|------|------|--------|------|-------|------|-------|------|------|------|--------|------|-------|-------|-------|------|------|------|--------|------|-------|------|------|

| PITCHER                                     | IP  | WLS | BF | H  | R | ER | SO | BB | IBB | HBP | BLK | WP | HR | S  | P   | ERA  | WHIP  |
|---|-----|-----|----|----|---|----|----|----|-----|-----|-----|----|----|----|-----|------|-------|
| <b>Ron Darling, R</b><br>ERA: 4.38 (1, 1)   | 4.2 | L   | 29 | 11 | 6 | 5  | 2  | 4  | 0   | 0   | 0   | 1  | 0  | 61 | 101 | 9.64 | 3.214 |
| <b>Don Aase, R</b><br>ERA: 2.55 (5, 1)      | 0.1 |     | 1  | 0  | 0 | 0  | 1  | 0  | 0   | 0   | 0   | 0  | 0  | 3  | 5   | 0.00 | 0.000 |
| <b>Rick Aguilera, R</b><br>ERA: 1.71 (6, 1) | 2.0 |     | 8  | 2  | 0 | 0  | 0  | 1  | 0   | 0   | 0   | 0  | 0  | 23 | 33  | 0.00 | 1.500 |
| <b>Jeff Innis, R</b><br>ERA: 1.42 (8, 1)    | 1.0 |     | 3  | 0  | 0 | 0  | 0  | 0  | 0   | 0   | 0   | 0  | 0  | 4  | 9   | 0.00 | 0.000 |

**AB R H RBI BB SO LOB**

**4 2 3 1 1 1 1**

**4 0 1 1 1 0 5**

**5 0 1 2 0 1 3**

**3 0 1 0 2 0 0**

**5 0 1 0 0 1 5**

**4 1 1 0 0 0 3**

**4 2 2 0 0 0 1**

**3 0 2 1 1 0 1**

**2 1 1 0 0 0 1**

**0 0 0 1 0 0 0**

**1 0 0 0 0 0 1**

**0 0 0 0 0 0 0**

**0 0 0 0 0 0 0**

**0 0 0 0 0 0 0**

**1B: 10 SF: 1**

**2B: 2 SAC: 0**

**3B: 1 DP: 1**

**HR: 0 HBP: 0**

**WP: 1 PA: 41**

**PB: 0**

**SB: 5**

**CS: 0**

**ERA WHIP**

**ERA: 9.64 WHIP: 3.214**

**0.00 0.000**

**0.00 1.500**


**0.00 0.000**

**new York Mets @ Houston Astros**

**Astrodome, Houston, TX**

**Wed Jul 05 1989, 8:05 PM EDT**

**Att: 24,675 - Unknown - 72 F**



Cincinnati Reds @ New York Mets  
 Shea Stadium, Flushing, NY  
 Thu Jul 06 1989, 7:05 PM EDT  
 Att. 47,267 - Unknown - 78 F

livebaseballscorecards.com

|     |    |
|-----|----|
| AB  | 40 |
| R   | 10 |
| H   | 14 |
| RBI | 10 |
| BB  | 2  |
| SO  | 7  |
| LOB | 11 |



|    |   |    |    |
|----|---|----|----|
| WP | 1 | PA | 44 |
| PB | 0 |    |    |
| SB | 0 |    |    |
| CS | 0 |    |    |

| Batter   | 1  | 2   | 3   | 4   | 5  | 6   | 7  | 8  | 9   | AB   | R               | H  | RBI | BB | SO | LOB   | TOP   |
|--|--|---|---|---|--|---|--|--|---|--|-----------------|----|-----|----|----|-------|-------|
| Luis Quinones, S<br>OBP: 0.282, SLG: 0.515<br>(1, 4)   | G6-3<br>2-2  |   | HR<br>0-1   | HR<br>0-1   |  | F9<br>1-1   |  | G3<br>3-1  |   | 5  | 2               | 2  | 3   | 0  | 0  | 1     |       |
| Todd Benzinger, S<br>OBP: 0.295, SLG: 0.372<br>(1, 3)  | L8<br>2-2  |   | HR<br>2-3   | L8<br>0-0   |  | 1B<br>0-1   |  | 1B<br>1-0  |   | 5  | 0               | 2  | 1   | 0  | 1  | 0     |       |
| Barry Larkin, R<br>OBP: 0.378, SLG: 0.459<br>Lenny Harris, L<br>OBP: 0.267, SLG: 0.265<br>(1, 6)<br>(6, 6)               | G5-3<br>1-0  |   | HR<br>2-2   | 1B<br>2-0   |  | G1-3<br>0-1   |  | FC5-4<br>0-0   |   | 4  | 1               | 1  | 0   | 0  | 0  | 1     |       |
| Eric Davis, R<br>OBP: 0.348, SLG: 0.531<br>Kent Tekulve, R<br>OBP: 0.500, SLG: 0.500<br>(1, 8)<br>(7, 1)                 |  | WP<br>HBP<br>2B<br>BB<br>4-1                                      | K<br>0-3  |   | G3-1<br>1-2  |   | K<br>1-3   |  | K<br>1-3  | 3  | 1               | 0  | 0   | 1  | 2  | 1     |       |
| Rolando Roomes, R<br>OBP: 0.315, SLG: 0.467<br>(1, 9)<br>(7, 7)  |  | 1 SAFE<br>1 SAFE<br>1 SAFE<br>P4<br>0-1                           | HR<br>1-1   |   | F8<br>2-1  |   | G5-3<br>1-0  |  | 1B<br>SF8<br>1B<br>1-1  | 5  | 2               | 2  | 2   | 0  | 0  | 1     |       |
| Joel Youngblood, R<br>OBP: 0.338, SLG: 0.400<br>Paul O'Neill, L<br>OBP: 0.337, SLG: 0.448<br>(1, 7)<br>(7, PH)<br>(7, 9) |  | WP<br>2B<br>HBP<br>1-2  | 1B<br>0-2   |   | K<br>1-3   |   | 1B<br>BB<br>1B<br>0-0  |  | 1B<br>1-3   | 2  | 1               | 1  | 0   | 0  | 1  | 0     |       |
| Marty Brown, R<br>OBP: 0.364, SLG: 0.444<br>(1, 5)   |  | 1-H<br>2-H<br>2B<br>3-2   | L6<br>2-2   |   | G1-3<br>0-1  |   | BB<br>1B<br>4-1  |  | SF8<br>0-1  | 3  | 0               | 1  | 3   | 1  | 0  | 1     |       |
| Jeff Reed, L<br>OBP: 0.279, SLG: 0.308<br>(1, 2)   | L9<br>2-2  |   | K<br>1-3  |   | 2B<br>0-0  |   | G3-1<br>3-2  |  | G3-1<br>2-1   | 5  | 1               | 1  | 0   | 0  | 1  | 4     |       |
| Danny Jackson, R<br>OBP: 0.258, SLG: 0.290<br>Herm Winningham, L<br>OBP: 0.299, SLG: 0.333<br>(1, 1)<br>(7, 8)           |  |   | HR<br>1-2   |   | F9<br>0-0  |   | 1B<br>2B<br>2-1  |  | F8<br>2-1   | 3  | 2               | 2  | 1   | 0  | 1  | 1     |       |
| Inning Stats   | R: 0<br>E: 0<br>K: 0<br>S: 7<br>H: 0<br>LOB: 0<br>BB: 0<br>P: 12 | R: 2<br>E: 0<br>K: 1<br>S: 12<br>H: 1<br>LOB: 1<br>BB: 1<br>P: 23 | R: 3<br>E: 0<br>K: 2<br>S: 25<br>H: 4<br>LOB: 1<br>BB: 0<br>P: 31 | R: 2<br>E: 0<br>K: 1<br>S: 11<br>H: 2<br>LOB: 0<br>BB: 0<br>P: 15 | R: 0<br>E: 0<br>K: 1<br>S: 8<br>H: 0<br>LOB: 0<br>BB: 0<br>P: 12 | R: 2<br>E: 0<br>K: 0<br>S: 10<br>H: 3<br>LOB: 1<br>BB: 0<br>P: 11 | R: 0<br>E: 0<br>K: 1<br>S: 9<br>H: 1<br>LOB: 2<br>BB: 1<br>P: 18 | R: 0<br>E: 0<br>K: 0<br>S: 6<br>H: 1<br>LOB: 1<br>BB: 0<br>P: 12 | R: 1<br>E: 0<br>K: 1<br>S: 12<br>H: 2<br>LOB: 1<br>BB: 0<br>P: 16 | 1B: 8<br>2B: 3<br>3B: 0<br>HR: 3<br>SF: 1<br>SAC: 0<br>DP: 0<br>HBP: 1 | WP: 1<br>PA: 44 |    |     |    |    |       |       |
| PITCHER  | IP   | WLS   | BF  | H   | R  | ER  | SO   | BB   | IBB   | HBP  | BLK             | WP | HR  | S  | P  | ERA   | WHIP  |
| David West, L<br>ERA: 3.93<br>(1, 1)   | 4.0  | L   | 21  | 7   | 7  | 7   | 4  | 1  | 0   | 1  | 0               | 1  | 3   | 55 | 81 | 15.75 | 2.000 |
| Jeff Innis, R<br>ERA: 2.61<br>(5, 1)   | 4.0  |   | 18  | 5   | 2  | 2   | 2  | 1  | 0   | 0  | 0               | 0  | 0   | 33 | 53 | 4.50  | 1.500 |
| Kevin Tapani, R<br>ERA: 3.38<br>(9, 1)   | 1.0  |   | 5   | 2   | 1  | 1   | 1  | 0  | 0   | 0  | 0               | 0  | 0   | 12 | 16 | 9.00  | 2.000 |

BOTTOM

Cincinnati Reds @ New York Mets

Shea Stadium, Flushing, NY

Thu Jul 06 1989, 7:05 PM EDT

Att: 47,267 - Unknown - 78 F

livebaseballscorecards.com

|     |    |
|-----|----|
| AB  | 31 |
| R   | 2  |
| H   | 5  |
| RBI | 2  |
| BB  | 4  |
| SO  | 6  |
| LOB | 12 |



|     |   |     |    |
|-----|---|-----|----|
| WP: | 1 | PA: | 35 |
| PB: | 0 | SB: | 0  |
| CS: | 0 |     |    |

AB R H RBI BB SO LOB

|   |   |   |   |   |   |   |
|---|---|---|---|---|---|---|
| 4 | 0 | 2 | 0 | 0 | 0 | 0 |
| 2 | 1 | 1 | 0 | 2 | 0 | 1 |
| 4 | 0 | 0 | 0 | 0 | 0 | 6 |
| 3 | 0 | 0 | 0 | 0 | 1 | 1 |
| 0 | 0 | 0 | 0 | 0 | 0 | 0 |
| 0 | 1 | 0 | 0 | 1 | 0 | 0 |
| 3 | 0 | 0 | 0 | 1 | 1 | 0 |
| 4 | 0 | 1 | 1 | 0 | 2 | 0 |
| 4 | 0 | 0 | 1 | 0 | 1 | 2 |
| 4 | 0 | 0 | 0 | 0 | 1 | 2 |
| 1 | 0 | 1 | 0 | 0 | 0 | 0 |
| 1 | 0 | 0 | 0 | 0 | 0 | 0 |
| 1 | 0 | 0 | 0 | 0 | 0 | 0 |

| Batter  | 1                       | 2         | 3                             | 4           | 5           | 6                | 7           | 8                              | 9                                       |
|---|-------------------------|-----------|-------------------------------|-------------|-------------|------------------|-------------|--------------------------------|---|
| Juan Samuel, R<br>OBP: 0.305, SLG: 0.361<br>(1, 8)  | 1-1<br>G4-3<br>BB<br>1B |           | 0-0<br>BB<br>1-2<br>1B        |             |             | 1-1<br>WP<br>1B  |             | 0-0<br>L8                      |   |
| Mark Carreon, R<br>OBP: 0.333, SLG: 0.522<br>(1, 9)   | 4-0<br>G4-6-3<br>BB     |           | 4-2<br>BB<br>1-2<br>2-3<br>BB |             |             | 3-2<br>F9<br>1-2 |             | 0-0<br>BB<br>1B<br>2B          |   |
| Howard Johnson, S<br>OBP: 0.360, SLG: 0.601<br>(1, 5)   | 0-1<br>G4-6-3<br>1-2f   |           | 0-0<br>P3                     |             |             | 2-1<br>G6-3      |             | 2-2<br>P6                      |   |
| Kevin McReynolds, R<br>OBP: 0.345, SLG: 0.409<br>Kevin Tapani, R<br>(9, 1)<br>Lee Mazzilli, S<br>OBP: 0.377, SLG: 0.327<br>(9, PH)    |                         | 1-3<br>K  |                               | 1-2<br>G6-3 |             | 2-2<br>F9        |             | 4-2<br>1B<br>BB<br>FC5-4<br>BB |   |
| Tim Teufel, R<br>OBP: 0.360, SLG: 0.319<br>(1, 3)   |                         | 0-1<br>L7 |                               | 1-3<br>K    |             |                  | 0-1<br>G6-3 |                                | 4-0<br>FC5-4<br>1B<br>1-2<br>2-3<br>BB  |
| Gregg Jefferies, S<br>OBP: 0.280, SLG: 0.313<br>(1, 4)  |                         | 2-3<br>K  |                               | 3-1<br>L8   |             |                  | 1-3<br>K    |                                | 0-0<br>FC5-4<br>1B<br>1-2<br>2-3<br>3-H |
| Phil Lombardi, R<br>OBP: 0.227, SLG: 0.381<br>(1, 2)  |                         |           | 0-3<br>K                      |             | 2-2<br>P3   |                  | 0-1<br>G5-3 |                                | 1-0<br>FC5-4<br>1-2f<br>2-3<br>3-H      |
| Kevin Elster, R<br>OBP: 0.256, SLG: 0.286<br>(1, 6)   |                         |           | 3-2<br>P2                     |             | 1-0<br>G6-3 |                  |             | 2-1<br>G5-3                    | 1-3<br>K                                |
| David West, L<br>OBP: 0.250, SLG: 0.250<br>Jeff Innis, R<br>(5, 1)<br>Mookie Wilson, S<br>OBP: 0.226, SLG: 0.286<br>(8, PH)<br>(9, 7) |                         |           | 0-2<br>BB<br>1B<br>1B         |             | 0-1<br>P1   |                  |             | 0-2<br>G6-3                    |   |

| Inning Stats | R: 0   | H: 0  | E: 0   | K: 0  | S: 4 | R: 0   | H: 0  | E: 0   | K: 2  | S: 8 | R: 0   | H: 2  | E: 0   | K: 1  | S: 15 | R: 0   | H: 0  | E: 0   | K: 1  | S: 8 | R: 0   | H: 1  | E: 0   | K: 0  | S: 11 | R: 0   | H: 0  | E: 0   | K: 1  | S: 7 | R: 0   | H: 0  | E: 0   | K: 0  | S: 6 | R: 2   | H: 2  | E: 0   | K: 1  | S: 14 |
|--------------|--------|-------|--------|-------|------|--------|-------|--------|-------|------|--------|-------|--------|-------|-------|--------|-------|--------|-------|------|--------|-------|--------|-------|-------|--------|-------|--------|-------|------|--------|-------|--------|-------|------|--------|-------|--------|-------|-------|
|              | LOB: 0 | BB: 1 | LOB: 0 | BB: 0 |      | LOB: 0 | BB: 0 | LOB: 0 | BB: 1 |      | LOB: 0 | BB: 0 | LOB: 0 | BB: 0 |       | LOB: 1 | BB: 0 | LOB: 0 | BB: 0 |      | LOB: 0 | BB: 0 | LOB: 0 | BB: 0 |       | LOB: 0 | BB: 0 | LOB: 2 | BB: 2 |      | LOB: 0 | BB: 2 | LOB: 2 | BB: 2 |      | LOB: 0 | BB: 0 | LOB: 0 | BB: 0 |       |

| PITCHER                                 | IP  | WLS | BF | H | R | ER | SO | BB | IBB | HBP | BLK | WP | HR | S  | P  | ERA  | WHIP  |
|---|-----|-----|----|---|---|----|----|----|-----|-----|-----|----|----|----|----|------|-------|
| Danny Jackson, L<br>ERA: 5.66<br>(1, 1) | 6.0 | W   | 22 | 3 | 0 | 0  | 4  | 2  | 0   | 0   | 0   | 1  | 0  | 52 | 83 | 0.00 | 0.833 |
| Kent Tekulve, R<br>ERA: 4.98<br>(7, 1)  | 3.0 | S   | 13 | 2 | 2 | 2  | 2  | 2  | 0   | 0   | 0   | 0  | 0  | 27 | 42 | 6.00 | 1.333 |

| Batter   | 1   | 2                                | 3                            | 4                                | 5                            | 6                                | 7                             | 8                                | 9                            | AB R H RBI BB SO LOB            | TOP                          |                                  |   |                                 |                              |                                  |                              |                                  |                                  |                                    |                                  |        |
|--|---|----------------------------------|------------------------------|----------------------------------|------------------------------|----------------------------------|-------------------------------|----------------------------------|------------------------------|---------------------------------|------------------------------|----------------------------------|---|---------------------------------|------------------------------|----------------------------------|------------------------------|----------------------------------|----------------------------------|------------------------------------|----------------------------------|--------|
| Luis Quinones, S (1, 4)<br>OBP: 0.293, SLG: 0.551      | 2-2<br>F7   |                                  | 4-1<br>BB                    |                                  |                              | 0-0<br>HR                        |                               | 1-0<br>F8                        |                              | 3 1 1 1 1 0 1                   |                              |                                  |   |                                 |                              |                                  |                              |                                  |                                  |                                    |                                  |        |
| Todd Benzinger, S (1, 3)<br>OBP: 0.292, SLG: 0.368     | 2-2<br>F8   |                                  | 0-0<br>P6                    |                                  |                              | 3-2<br>G5-3                      |                               | 1-0<br>FC6-4                     |                              | 4 0 0 0 0 0 2                   |                              |                                  |   |                                 |                              |                                  |                              |                                  |                                  |                                    |                                  |        |
| Barry Larkin, R (1, 6)<br>OBP: 0.373, SLG: 0.453       | 1-0<br>F9   |                                  |                              |                                  | 1-2<br>F6                    |                                  | 0-0<br>G5-3                   |                                  | 1-1<br>P4                    | 4 0 0 0 0 0 0                   |                              |                                  |   |                                 |                              |                                  |                              |                                  |                                  |                                    |                                  |        |
| Eric Davis, R (1, 8)<br>OBP: 0.343, SLG: 0.521         |   | 0-0<br>F8                        |                              | 3-2<br>F8                        |                              | 1-0<br>F8                        |                               | 1-1<br>F8                        | 4 0 0 0 0 0 0                |                                 |                              |                                  |   |                                 |                              |                                  |                              |                                  |                                  |                                    |                                  |        |
| Rolando Roomes, R (1, 9)<br>OBP: 0.313, SLG: 0.460     |   | 0-3<br>K                         |                              | 1-3<br>K                         |                              |                                  | 1-1<br>F8                     |                                  | 1-1<br>1B                    | 4 0 1 0 0 2 0                   |                              |                                  |   |                                 |                              |                                  |                              |                                  |                                  |                                    |                                  |        |
| Joel Youngblood, R (1, 7)<br>OBP: 0.333, SLG: 0.382    |   | 4-0<br>BB                        |                              |                                  | 0-0<br>F7                    |                                  | 1-0<br>P6                     |                                  | 2-1<br>F7                    | 3 0 0 0 1 0 1                   |                              |                                  |   |                                 |                              |                                  |                              |                                  |                                  |                                    |                                  |        |
| Marty Brown, R (1, 5)<br>OBP: 0.286, SLG: 0.333        |   | 2-1<br>F9                        |                              |                                  | 1-1<br>P4                    |                                  | 2-1<br>G4-3                   |                                  |                              | 3 0 0 0 0 0 1                   |                              |                                  |   |                                 |                              |                                  |                              |                                  |                                  |                                    |                                  |        |
| Jeff Reed, L (1, 2)<br>OBP: 0.280, SLG: 0.304          |   |                                  | 2-2<br>F7                    |                                  | 2-2<br>HBP                   |                                  |                               | 0-3<br>K                         |                              | 2 0 0 0 0 1 0                   |                              |                                  |   |                                 |                              |                                  |                              |                                  |                                  |                                    |                                  |        |
| Scott Scudder, R (1, 1)<br>OBP: 0.273, SLG: 0.111      |   |                                  | 0-1<br>P3                    |                                  | 0-0<br>P2                    |                                  |                               | 1-1<br>FC6-4<br>1B               |                              | 2 0 0 0 0 0 1                   |                              |                                  |   |                                 |                              |                                  |                              |                                  |                                  |                                    |                                  |        |
| Tim Birtsas, L (5, 1)<br>OBP: 0.500, SLG: 2.000        |   |                                  |                              |                                  |                              |                                  |                               |                                  |                              | 0 0 0 0 0 0 0                   |                              |                                  |   |                                 |                              |                                  |                              |                                  |                                  |                                    |                                  |        |
| Herm Winningham, L (8, PH)<br>OBP: 0.306, SLG: 0.341   |   |                                  |                              |                                  |                              |                                  |                               |                                  |                              | 1 0 1 0 0 0 0                   |                              |                                  |   |                                 |                              |                                  |                              |                                  |                                  |                                    |                                  |        |
| Kent Tekulve, R (8, 1)<br>OBP: 0.500, SLG: 0.500       |   |                                  |                              |                                  |                              |                                  |                               |                                  |                              | 0 0 0 0 0 0 0                   |                              |                                  |   |                                 |                              |                                  |                              |                                  |                                  |                                    |                                  |        |
| <b>Inning Stats</b>                                    | R: 0<br>E: 0<br>K: 0<br>S: 7  | H: 0<br>LOB: 0<br>BB: 0<br>P: 12 | R: 0<br>E: 0<br>K: 1<br>S: 7 | H: 0<br>LOB: 1<br>BB: 1<br>P: 13 | R: 0<br>E: 0<br>K: 0<br>S: 9 | H: 0<br>LOB: 1<br>BB: 1<br>P: 15 | R: 0<br>E: 0<br>K: 1<br>S: 10 | H: 0<br>LOB: 0<br>BB: 0<br>P: 15 | R: 0<br>E: 0<br>K: 0<br>S: 6 | H: 0<br>LOB: 1<br>BB: 0<br>P: 9 | R: 1<br>E: 0<br>K: 0<br>S: 7 | H: 1<br>LOB: 0<br>BB: 0<br>P: 11 | R: 0<br>E: 0<br>K: 0<br>S: 5  | H: 0<br>LOB: 0<br>BB: 0<br>P: 9 | R: 0<br>E: 0<br>K: 1<br>S: 8 | H: 1<br>LOB: 1<br>BB: 0<br>P: 11 | R: 0<br>E: 0<br>K: 0<br>S: 8 | H: 1<br>LOB: 1<br>BB: 0<br>P: 13 | 1B: 2<br>2B: 0<br>3B: 0<br>HR: 1 | SF: 0<br>SAC: 0<br>DP: 0<br>HBP: 1 | WP: 0<br>PB: 0<br>SB: 0<br>CS: 0 | PA: 33 |
| <b>PITCHER</b><br>Sid Fernandez, L (1, 1)<br>ERA: 2.82 | IP: 9.0<br>WLS: W<br>BF: 33<br>H: 3<br>R: 1<br>ER: 1<br>SO: 3<br>BB: 2<br>IBB: 0<br>HBP: 1<br>BLK: 0<br>WP: 0<br>HR: 1<br>S: 67<br>P: 108<br>ERA: 1.00<br>WHIP: 0.556 |                                  |                              |                                  |                              |                                  |                               |                                  |                              |                                 |                              | <b>PITCHER</b>                   | IP: 9.0<br>WLS: W<br>BF: 33<br>H: 3<br>R: 1<br>ER: 1<br>SO: 3<br>BB: 2<br>IBB: 0<br>HBP: 1<br>BLK: 0<br>WP: 0<br>HR: 1<br>S: 67<br>P: 108<br>ERA: 1.00<br>WHIP: 0.556 |                                 |                              |                                  |                              |                                  |                                  |                                    |                                  |        |

Cincinnati Reds @ New York Mets  
 Shea Stadium, Flushing, NY  
 Fri Jul 07 1989, 7:05 PM EDT  
 Att. 40,242 - Unknown - 88 F

livebaseballscorecards.com

|     |    |
|-----|----|
| AB  | 30 |
| R   | 1  |
| H   | 3  |
| RBI | 1  |
| BB  | 2  |
| SO  | 3  |
| LOB | 6  |



| Batter   | 1           | 2                 | 3                        | 4         | 5                       | 6                      | 7         | 8                  | 9 |
|--|-------------|-------------------|--------------------------|-----------|-------------------------|------------------------|-----------|--------------------|---|
| Juan Samuel, R<br>OBP: 0.307, SLG: 0.362 (1, 8)  | 2-1<br>G6-3 |                   | 3-1<br>SH2-3<br>2B<br>1B | 2-1<br>F8 |                         | 3-2<br>BB<br>CS<br>1B  | 2-2<br>F9 |                    |   |
| Keith Miller, R<br>OBP: 0.250, SLG: 0.276 (1, 6)   | 1-0<br>P4   |                   | 0-0<br>SH2-3<br>1-2      |           | 1-2<br>S<br>2B<br>1B    | 1-0<br>P6              |           | 0-1<br>G6-3        |   |
| Howard Johnson, S<br>OBP: 0.367, SLG: 0.608 (1, 5)   | 1-1<br>2B   |                   | 0-2<br>1B<br>2B          |           | 4-1<br>2B<br>SF9<br>BB  | 4-1<br>BB<br>1B<br>IBB |           | 1-0<br>G3          |   |
| Darryl Strawberry, L<br>OBP: 0.318, SLG: 0.494 (1, 9)<br>Mookie Wilson, S<br>OBP: 0.230, SLG: 0.285 (6, 9) | 1-3<br>K    |                   | 4-0<br>BB<br>1B<br>IBB   |           | 2-1<br>SF9<br>BLK<br>2B | 4-2<br>1B<br>BB        |           | 0-0<br>F7          |   |
| Kevin McReynolds, R<br>OBP: 0.350, SLG: 0.412 (1, 7)   |             | 1-1<br>P3         | 1-2<br>BB<br>1B          |           | 4-0<br>BLK<br>IBB       | 1-0<br>1B              |           |                    |   |
| Gregg Jefferies, S<br>OBP: 0.284, SLG: 0.315 (1, 4)  |             | 0-2<br>G4-3<br>1B | 4-2<br>1-2<br>2-3<br>BB  |           | 2-0<br>SF9              | 0-0<br>P3              |           |                    |   |
| Tim Teufel, R<br>OBP: 0.357, SLG: 0.311 (1, 3)   |             | 2-2<br>G4-3       | 1-3<br>K                 |           | 2-3<br>K                |                        |           | 4-0<br>SH1-3<br>BB |   |
| Mackey Sasser, L<br>OBP: 0.297, SLG: 0.384 (1, 2)  |             | 2-2<br>G1-3       |                          | 1-1<br>F7 | 1-1<br>L3               |                        |           | 1-0<br>F8          |   |
| Sid Fernandez, L<br>OBP: 0.250, SLG: 0.265 (1, 1)  |             |                   | 2-3<br>K                 | 2-3<br>K  |                         | 0-3<br>K               |           | 0-1<br>SH1-3       |   |

| Inning Stats | R: 0<br>E: 0<br>K: 1<br>S: 9 | H: 1<br>LOB: 1<br>BB: 0<br>P: 14 | R: 0<br>E: 0<br>K: 0<br>S: 13 | H: 1<br>LOB: 1<br>BB: 0<br>P: 17 | R: 2<br>E: 0<br>K: 2<br>S: 20 | H: 3<br>LOB: 3<br>BB: 2<br>P: 35 | R: 0<br>E: 0<br>K: 1<br>S: 7 | H: 0<br>LOB: 0<br>BB: 0<br>P: 12 | R: 3<br>E: 0<br>K: 1<br>S: 13 | H: 2<br>LOB: 1<br>BB: 2<br>P: 28 | R: 2<br>E: 0<br>K: 1<br>S: 12 | H: 2<br>LOB: 2<br>BB: 2<br>P: 25 | R: 0<br>E: 0<br>K: 0<br>S: 6 | H: 0<br>LOB: 1<br>BB: 1<br>P: 13 | R: 0<br>E: 0<br>K: 0<br>S: 4 | H: 0<br>LOB: 0<br>BB: 0<br>P: 5 |
|--------------|------------------------------|----------------------------------|-------------------------------|----------------------------------|-------------------------------|----------------------------------|------------------------------|----------------------------------|-------------------------------|----------------------------------|-------------------------------|----------------------------------|------------------------------|----------------------------------|------------------------------|---------------------------------|
|--------------|------------------------------|----------------------------------|-------------------------------|----------------------------------|-------------------------------|----------------------------------|------------------------------|----------------------------------|-------------------------------|----------------------------------|-------------------------------|----------------------------------|------------------------------|----------------------------------|------------------------------|---------------------------------|


| PITCHER                              | IP  | WLS | BF | H | R | ER | SO | BB | IBB | HBP | BLK | WP | HR | S  | P  | ERA  | WHIP  |
|--------------------------------------|-----|-----|----|---|---|----|----|----|-----|-----|-----|----|----|----|----|------|-------|
| Scott Scudder, R<br>ERA: 4.55 (1, 1) | 4.0 | L   | 21 | 6 | 4 | 4  | 4  | 2  | 1   | 0   | 0   | 0  | 0  | 54 | 87 | 9.00 | 2.000 |
| Tim Birtsas, L<br>ERA: 3.43 (5, 1)   | 3.0 |     | 16 | 3 | 3 | 1  | 2  | 2  | 2   | 0   | 1   | 0  | 0  | 26 | 57 | 3.00 | 1.667 |
| Kent Tekulve, R<br>ERA: 4.88 (8, 1)  | 1.0 |     | 3  | 0 | 0 | 0  | 0  | 0  | 0   | 0   | 0   | 0  | 0  | 4  | 5  | 0.00 | 0.000 |

**BOTTOM**

AB R H RBI BB SO LOB

|   |   |   |   |   |   |   |
|---|---|---|---|---|---|---|
| 5 | 2 | 2 | 0 | 0 | 0 | 1 |
| 4 | 1 | 1 | 0 | 0 | 0 | 1 |
| 3 | 3 | 2 | 1 | 2 | 0 | 0 |
| 2 | 1 | 1 | 1 | 1 | 1 | 1 |
| 1 | 0 | 0 | 0 | 1 | 0 | 0 |
| 3 | 0 | 2 | 3 | 1 | 0 | 0 |
| 2 | 0 | 1 | 1 | 1 | 0 | 2 |
| 3 | 0 | 0 | 0 | 1 | 2 | 5 |
| 4 | 0 | 0 | 0 | 0 | 0 | 3 |
| 3 | 0 | 0 | 0 | 0 | 3 | 0 |

**AB 30**  
**R 7**  
**H 9**  
**RBI 6**  
**BB 7**  
**SO 6**  
**LOB 13**



WP: 0 PA: 40  
PB: 0  
SB: 2  
CS: 1

**Cincinnati Reds @ New York Mets**  
Shea Stadium, Flushing, NY  
Fri Jul 07 1989, 7:05 PM EDT  
Att: 40,242 - Unknown - 88 F

[livebaseballscorecards.com](http://livebaseballscorecards.com)

| Batter  | 1   | 2                                | 3                             | 4                                | 5                            | 6                               | 7                            | 8                               | 9                             | AB R H RBI BB SO LOB   | TOP                           |                                  |   |                                  |                               |                                  |                               |                                  |                                  |                                    |                                  |        |
|---|---|----------------------------------|-------------------------------|----------------------------------|------------------------------|---------------------------------|------------------------------|---------------------------------|-------------------------------|--|-------------------------------|----------------------------------|---|----------------------------------|-------------------------------|----------------------------------|-------------------------------|----------------------------------|----------------------------------|------------------------------------|----------------------------------|--------|
| Luis Quinones, S (1, 4)<br>OBP: 0.291, SLG: 0.528   | 1-3<br>K  |                                  |                               | 1-0<br>F9                        |                              | 4-2<br>BB                       |                              | 1-0<br>F9                       |                               | 3 0 0 0 1 1 1  |                               |                                  |   |                                  |                               |                                  |                               |                                  |                                  |                                    |                                  |        |
| Kal Daniels, L (1, 7)<br>OBP: 0.395, SLG: 0.368   | 2-3<br>K  |                                  |                               | 1-1<br>G4-3                      |                              | 4-1<br>BB                       |                              | 3-2<br>L8                       |                               | 3 0 0 0 1 1 1  |                               |                                  |   |                                  |                               |                                  |                               |                                  |                                  |                                    |                                  |        |
| Barry Larkin, R (1, 6)<br>OBP: 0.369, SLG: 0.447  | 0-0<br>G5-3   |                                  |                               | 1-0<br>G5-3                      |                              | 2-3<br>K                        |                              |                                 | 1-0<br>G6-3                   | 4 0 0 0 0 1 2  |                               |                                  |   |                                  |                               |                                  |                               |                                  |                                  |                                    |                                  |        |
| Eric Davis, R (1, 8)<br>OBP: 0.341, SLG: 0.530  |   | 0-0<br>P4                        |                               |                                  | 0-2<br>G6-3                  |                                 | 1-3<br>K                     |                                 | 0-0<br>HR                     | 4 1 1 1 0 1 0  |                               |                                  |   |                                  |                               |                                  |                               |                                  |                                  |                                    |                                  |        |
| Paul O'Neill, L (1, 9)<br>OBP: 0.333, SLG: 0.442  |   | 3-2<br>F8                        |                               |                                  | 1-2<br>F7                    |                                 | 0-3<br>K                     |                                 | 3-2<br>F8                     | 4 0 0 0 0 1 0  |                               |                                  |   |                                  |                               |                                  |                               |                                  |                                  |                                    |                                  |        |
| Ken Griffey, L (1, 3)<br>OBP: 0.346, SLG: 0.404   |   | 3-2<br>G4-3                      |                               |                                  | 0-0<br>1B                    |                                 | 1-2<br>1B                    |                                 | 4-1<br>HR BB                  | 3 1 2 0 1 0 0  |                               |                                  |   |                                  |                               |                                  |                               |                                  |                                  |                                    |                                  |        |
| Lenny Harris, L (1, 5)<br>OBP: 0.273, SLG: 0.289  |   |                                  | 2-1<br>L3<br>1B               |                                  | 2-2<br>P4                    |                                 | 2-2<br>G1-3                  |                                 | 0-0<br>1-H<br>HR              | 4 1 2 2 0 0 2  |                               |                                  |   |                                  |                               |                                  |                               |                                  |                                  |                                    |                                  |        |
| Jeff Reed, L (1, 2)<br>OBP: 0.274, SLG: 0.297   |   |                                  | 0-0<br>L3                     |                                  | 0-0<br>P4                    |                                 |                              | 0-3<br>K                        | 1-3<br>K                      | 4 0 0 0 0 2 1  |                               |                                  |   |                                  |                               |                                  |                               |                                  |                                  |                                    |                                  |        |
| Tom Browning, L (1, 1)<br>OBP: 0.163, SLG: 0.122<br>Kent Tekulve, R (5, 1)<br>OBP: 0.500, SLG: 0.500<br>Herm Winningham, L (6, PH)<br>OBP: 0.950, SLG: 0.957<br>Norm Charlton, S (6, 1)<br>Todd Benzinger, S (8, PH)<br>OBP: 0.294, SLG: 0.370<br>Rob Dibble, L (8, 1)<br>Tim Birtsas, L (8, 1)<br>OBP: 0.500, SLG: 2.000 |   |                                  | 0-2<br>G1-3                   |                                  | 2-3<br>K                     |                                 |                              | 0-0<br>1B                       |                               | 1 0 0 0 0 0 0<br>0 0 0 0 0 0 0<br>1 0 0 0 0 1 0<br>0 0 0 0 0 0 0<br>1 0 1 0 0 0 0<br>0 0 0 0 0 0 0<br>0 0 0 0 0 0 0<br>0 0 0 0 0 0 0 |                               |                                  |   |                                  |                               |                                  |                               |                                  |                                  |                                    |                                  |        |
| <b>Inning Stats</b>   | R: 0<br>E: 0<br>K: 2<br>S: 7  | H: 0<br>LOB: 0<br>BB: 0<br>P: 10 | R: 0<br>E: 0<br>K: 0<br>S: 11 | H: 0<br>LOB: 0<br>BB: 0<br>P: 17 | R: 0<br>E: 0<br>K: 0<br>S: 7 | H: 1<br>LOB: 0<br>BB: 0<br>P: 9 | R: 0<br>E: 0<br>K: 0<br>S: 4 | H: 0<br>LOB: 0<br>BB: 0<br>P: 7 | R: 0<br>E: 0<br>K: 0<br>S: 10 | H: 1<br>LOB: 1<br>BB: 0<br>P: 13   | R: 0<br>E: 0<br>K: 2<br>S: 12 | H: 0<br>LOB: 2<br>BB: 2<br>P: 24 | R: 0<br>E: 0<br>K: 2<br>S: 13   | H: 1<br>LOB: 1<br>BB: 0<br>P: 17 | R: 0<br>E: 0<br>K: 1<br>S: 10 | H: 1<br>LOB: 1<br>BB: 0<br>P: 14 | R: 3<br>E: 0<br>K: 1<br>S: 13 | H: 2<br>LOB: 0<br>BB: 1<br>P: 22 | 1B: 4<br>2B: 1<br>3B: 0<br>HR: 2 | SF: 0<br>SAC: 0<br>DP: 1<br>HBP: 0 | WP: 0<br>PB: 0<br>SB: 0<br>CS: 0 | PA: 35 |
| <b>PITCHER</b><br>David Cone, R (1, 1)<br>ERA: 4.0  | IP: 9.0<br>WLS: W<br>BF: 35<br>H: 6<br>R: 3<br>ER: 3<br>SO: 8<br>BB: 3<br>IBB: 0<br>HBP: 0<br>BLK: 0<br>WP: 0<br>HR: 2<br>S: 87<br>P: 133<br>ERA: 3.00<br>WHIP: 1.000 |                                  |                               |                                  |                              |                                 |                              |                                 |                               |  |                               | <b>PITCHER</b>                   | IP: 9.0<br>WLS: W<br>BF: 35<br>H: 6<br>R: 3<br>ER: 3<br>SO: 8<br>BB: 3<br>IBB: 0<br>HBP: 0<br>BLK: 0<br>WP: 0<br>HR: 2<br>S: 87<br>P: 133<br>ERA: 3.00<br>WHIP: 1.000 |                                  |                               |                                  |                               |                                  |                                  |                                    |                                  |        |

Cincinnati Reds @ New York Mets  
 Shea Stadium, Flushing, NY  
 Sat Jul 08 1989, 3:33 AM EDT  
 Att. 46,789 - Sunny - 82 F

|     |    |
|-----|----|
| AB  | 32 |
| R   | 3  |
| H   | 6  |
| RBI | 3  |
| BB  | 3  |
| SO  | 8  |
| LOB | 7  |



| Batter  | 1                    | 2                 | 3                      | 4           | 5                          | 6                        | 7                     | 8                      | 9 |
|---|----------------------|-------------------|------------------------|-------------|----------------------------|--------------------------|-----------------------|------------------------|---|
| Juan Samuel, R<br>OBP: 0.316, SLG: 0.372<br>Mark Carreon, R<br>OBP: 0.333, SLG: 0.522<br>(1, 8)<br>(8, PR)<br>(9, 9)                  | 4-1<br>S<br>1B<br>BB |                   | 0-1<br>1B<br>SF8<br>2B |             | 1-1<br>F7<br>1B            | 0-1<br>PO<br>1B          |                       | 1-1<br>HBP<br>2B<br>1B |   |
| Tim Teufel, R<br>OBP: 0.379, SLG: 0.333<br>Lee Mazzilli, S<br>OBP: 0.377, SLG: 0.327<br>(1, 3)<br>(8, PR)<br>(9, 3)                   | 1-2<br>CS<br>1B      |                   | 0-2<br>HR<br>1B        |             | 2-2<br>1B<br>1B            | 1-1<br>PO<br>1-2         | 1-1<br>F8<br>1B<br>1B | 1-0<br>2B<br>HBP       |   |
| Howard Johnson, S<br>OBP: 0.370, SLG: 0.614<br>(1, 5)   | 1-3<br>K<br>1-2      |                   | 1-2<br>SF8<br>3-H      |             | 1-2<br>S<br>FC6-2<br>1B    |                          | 0-0<br>S<br>1B        | 0-0<br>2B              |   |
| Darryl Strawberry, L<br>OBP: 0.323, SLG: 0.513<br>Mookie Wilson, S<br>OBP: 0.228, SLG: 0.282<br>(1, 9)<br>(5, PR)<br>(6, 9)<br>(9, 8) | 2-1<br>1B            |                   | 1-1<br>HR<br>1-H       |             | 0-0<br>FC6-2<br>S<br>1B    |                          | 1-3<br>K              | 1-1<br>P3              |   |
| Kevin McReynolds, R<br>OBP: 0.346, SLG: 0.406<br>(1, 7)   | 1-0<br>P4            |                   | 0-1<br>F9              |             | 0-1<br>FC6-2<br>1-3<br>2-H |                          | 1-0<br>F8             |                        |   |
| Gregg Jefferies, S<br>OBP: 0.283, SLG: 0.314<br>(1, 4)  |                      | 1-0<br>G6-3<br>1B | 0-1<br>P6              |             | 0-3<br>K                   |                          | 1-3<br>K              |                        |   |
| Phil Lombardi, R<br>OBP: 0.231, SLG: 0.360<br>(1, 2)  |                      | 1-3<br>K          |                        | 2-1<br>G6-3 |                            | 0-1<br>SH2-4<br>1B<br>1B |                       | 2-1<br>G6-3            |   |
| Kevin Elster, R<br>OBP: 0.254, SLG: 0.281<br>(1, 6)   |                      | 2-2<br>G6-3       |                        | 0-0<br>G1-3 |                            | 2-0<br>F9                |                       | 2-3<br>K               |   |
| David Cone, L<br>OBP: 0.243, SLG: 0.257<br>(1, 1)   |                      | 1-1<br>G1-4-3     |                        | 1-1<br>G1-3 |                            | 0-0<br>SH2-4             |                       | 0-1<br>1B<br>2B        |   |

| AB     | R     | H     | RBI    | BB    | SO     | LOB   |  |
|--------|-------|-------|--------|-------|--------|-------|--|
| 4      | 2     | 3     | 2      | 1     | 0      | 0     |  |
| 0      | 1     | 0     | 0      | 0     | 0      | 0     |  |
| 4      | 2     | 4     | 1      | 0     | 0      | 0     |  |
| 0      | 0     | 0     | 0      | 0     | 0      | 0     |  |
| 4      | 0     | 3     | 2      | 0     | 1      | 1     |  |
| 3      | 1     | 3     | 3      | 0     | 0      | 0     |  |
| 2      | 0     | 0     | 0      | 0     | 1      | 5     |  |
| 4      | 0     | 0     | 0      | 0     | 0      | 5     |  |
| 4      | 0     | 1     | 0      | 0     | 2      | 4     |  |
| 4      | 1     | 1     | 0      | 0     | 1      | 1     |  |
| 4      | 0     | 0     | 0      | 0     | 1      | 2     |  |
| 3      | 1     | 1     | 0      | 0     | 0      | 1     |  |
| 1B: 12 | SF: 1 | WP: 0 | PA: 41 | 2B: 3 | SAC: 1 | PB: 0 |  |
| 3B: 0  | DP: 0 | SB: 4 |        | HR: 1 | HBP: 1 | CS: 1 |  |

**BOTTOM**

**Cincinnati Reds @ New York Mets**  
 Shea Stadium, Flushing, NY  
 Sat Jul 08 1989, 3:33 AM EDT  
 Att. 46,789 - Sunny - 82 F

livebaseballscores.com

|            |           |
|------------|-----------|
| <b>AB</b>  | <b>36</b> |
| <b>R</b>   | <b>8</b>  |
| <b>H</b>   | <b>16</b> |
| <b>RBI</b> | <b>8</b>  |
| <b>BB</b>  | <b>1</b>  |
| <b>SO</b>  | <b>6</b>  |
| <b>LOB</b> | <b>19</b> |



| Inning Stats   |                              | R: 1   | H: 2 | E: 0 | K: 1 | S: 11 | R: 0 | H: 1 | E: 0 | K: 1 | S: 10 | R: 3 | H: 3 | E: 0 | K: 0 | S: 16 | R: 0 | H: 0 | E: 0 | K: 0 | S: 5 | R: 1 | H: 3 | E: 0 | K: 1 | S: 15 | R: 1 | H: 2 | E: 0 | K: 0 | S: 7  | R: 0 | H: 2  | E: 0 | K: 2 | S: 10 | R: 2 | H: 3 | E: 0 | K: 1 | S: 12 |  |  |  |  |
|----------------|------------------------------|--------|------|------|------|-------|------|------|------|------|-------|------|------|------|------|-------|------|------|------|------|------|------|------|------|------|-------|------|------|------|------|-------|------|-------|------|------|-------|------|------|------|------|-------|--|--|--|--|
| <b>IP</b>      | 4.1                          | WLS    | L    | BF   | 22   | H     | 9    | R    | 5    | ER   | 5     | SO   | 2    | BB   | 1    | IBB   | 0    | HBP  | 0    | BLK  | 0    | WP   | 0    | HR   | 1    | S     | 51   | P    | 74   | ERA  | 10.38 | WHIP | 2.308 |      |      |       |      |      |      |      |       |  |  |  |  |
| <b>PITCHER</b> | Tom Browning, L<br>ERA: 3.35 | (1, 1) |      |      |      |       |      |      |      |      |       |      |      |      |      |       |      |      |      |      |      |      |      |      |      |       |      |      |      |      |       |      |       |      |      |       |      |      |      |      |       |  |  |  |  |
| <b>PITCHER</b> | Kent Tekulve, R<br>ERA: 4.81 | (5, 1) |      |      |      |       |      |      |      |      |       |      |      |      |      |       |      |      |      |      |      |      |      |      |      |       |      |      |      |      |       |      |       |      |      |       |      |      |      |      |       |  |  |  |  |
| <b>PITCHER</b> | Norm Charlton, L<br>ERA: 3.3 | (6, 1) |      |      |      |       |      |      |      |      |       |      |      |      |      |       |      |      |      |      |      |      |      |      |      |       |      |      |      |      |       |      |       |      |      |       |      |      |      |      |       |  |  |  |  |
| <b>PITCHER</b> | Rob Dibble, R<br>ERA: 2.25   | (8, 1) |      |      |      |       |      |      |      |      |       |      |      |      |      |       |      |      |      |      |      |      |      |      |      |       |      |      |      |      |       |      |       |      |      |       |      |      |      |      |       |  |  |  |  |
| <b>PITCHER</b> | Tim Lincecum, L<br>ERA: 3.4  | (8, 1) |      |      |      |       |      |      |      |      |       |      |      |      |      |       |      |      |      |      |      |      |      |      |      |       |      |      |      |      |       |      |       |      |      |       |      |      |      |      |       |  |  |  |  |





| Batter  | 1                  | 2                       | 3 | 4 | 5           | 6 | 7                      | 8 | 9               | AB | R | H | RBI | BB | SO | LOB |
|---|--------------------|-------------------------|---|---|-------------|---|------------------------|---|-----------------|----|---|---|-----|----|----|-----|
| Juan Samuel, R<br>OBP: 0.315, SLG: 0.382 (1, 8)       | 1-3<br>K           | 3-2<br>E6               |   |   | 2-2<br>G4-3 |   | 1-2<br>HR              |   |                 | 4  | 1 | 1 | 2   | 0  | 1  | 0   |
| Lee Mazzilli, S<br>OBP: 0.370, SLG: 0.321 (1, 3)      | 1-1<br>FC1-6<br>1B | 1-1<br>L8               |   |   | 1-0<br>G4-3 |   | 0-2<br>F9              |   |                 | 4  | 0 | 1 | 0   | 0  | 0  | 1   |
| Howard Johnson, S<br>OBP: 0.366, SLG: 0.605 (1, 5)    | 0-0<br>FC1-6<br>2B |                         |   |   | 0-2<br>F9   |   | 1-0<br>F9              |   | 0-0<br>F8       | 4  | 1 | 0 | 0   | 0  | 0  | 1   |
| Darryl Strawberry, L<br>OBP: 0.323, SLG: 0.515 (1, 9) | 1-0<br>2B          |                         |   |   | 2-2<br>G3   |   | 1-0<br>G4-3            |   | 0-0<br>CS<br>1B | 3  | 0 | 1 | 1   | 0  | 0  | 0   |
| Mookie Wilson, S<br>OBP: 0.231, SLG: 0.286 (7, 9)     |                    |                         |   |   |             |   |                        |   |                 | 1  | 0 | 1 | 0   | 0  | 0  | 0   |
| Kevin McReynolds, R<br>OBP: 0.342, SLG: 0.400 (1, 7)  | 3-2<br>G6-3        |                         |   |   | 1-1<br>F9   |   | 2-1<br>G5-3            |   | 1-2<br>F9       | 4  | 0 | 0 | 0   | 0  | 0  | 2   |
| Gregg Jefferies, S<br>OBP: 0.284, SLG: 0.318 (1, 4)   |                    |                         |   |   | 2-2<br>P3   |   | 0-0<br>G3<br>SF8<br>2B |   |                 | 3  | 1 | 1 | 0   | 0  | 0  | 0   |
| Mackey Sasser, L<br>OBP: 0.290, SLG: 0.375 (1, 2)     |                    |                         |   |   | 1-1<br>L5   |   | 0-0<br>G3              |   |                 | 2  | 1 | 0 | 0   | 0  | 0  | 0   |
| Phil Lombardi, R<br>OBP: 0.222, SLG: 0.346 (7, PH)    |                    | SH1-4<br>E<br>1B        |   |   | 1-1<br>L5   |   | 0-0<br>G3              |   |                 | 1  | 0 | 0 | 0   | 0  | 0  | 1   |
| Kevin Elster, R<br>OBP: 0.255, SLG: 0.283 (1, 6)      |                    | 1-1<br>SH1-4<br>E<br>1B |   |   | 1-2<br>G5-3 |   | 0-2<br>SF8             |   |                 | 2  | 1 | 1 | 1   | 0  | 0  | 0   |
| Bob Ojeda, L<br>OBP: 0.167, SLG: 0.143 (1, 1)         |                    | 0-1<br>SH1-4            |   |   |             |   | 0-0<br>F7              |   |                 | 1  | 0 | 0 | 0   | 0  | 0  | 0   |
| Rick Aguilera, R (7, 1)                               |                    | 1-2<br>2-3              |   |   |             |   |                        |   | 4-1<br>HR<br>BB | 0  | 1 | 0 | 0   | 1  | 0  | 0   |

| Inning Stats | R: 1   | H: 2  | E: 0   | K: 1 | S: 11 | H: 2 | LOB: 1 | BB: 0 | P: 17 | R: 2 | H: 1 | E: 2 | K: 0 | S: 18 | H: 1 | LOB: 1 | BB: 0 | P: 26 | R: 0 | H: 0 | E: 0 | K: 0 | S: 11 | H: 0 | LOB: 0 | BB: 0 | P: 14 | R: 0 | H: 0 | E: 0 | K: 0 | S: 9 | H: 0 | LOB: 0 | BB: 0 | P: 13 | R: 0 | H: 0 | E: 0 | K: 0 | S: 5 | H: 0 | LOB: 0 | BB: 0 | P: 8 | R: 0 | H: 0 | E: 0 | K: 0 | S: 4 | H: 0 | LOB: 0 | BB: 0 | P: 8 | R: 3 | H: 2 | E: 0 | K: 0 | S: 12 | H: 2 | LOB: 0 | BB: 1 | P: 17 | R: 0 | H: 1 | E: 0 | K: 0 | S: 6 | H: 1 | LOB: 0 | BB: 0 | P: 7 |
|--------------|--------|-------|--------|------|-------|------|--------|-------|-------|------|------|------|------|-------|------|--------|-------|-------|------|------|------|------|-------|------|--------|-------|-------|------|------|------|------|------|------|--------|-------|-------|------|------|------|------|------|------|--------|-------|------|------|------|------|------|------|------|--------|-------|------|------|------|------|------|-------|------|--------|-------|-------|------|------|------|------|------|------|--------|-------|------|
| 1B: 3        | SF: 1  | WP: 0 | PA: 32 |      |       |      |        |       |       |      |      |      |      |       |      |        |       |       |      |      |      |      |       |      |        |       |       |      |      |      |      |      |      |        |       |       |      |      |      |      |      |      |        |       |      |      |      |      |      |      |      |        |       |      |      |      |      |      |       |      |        |       |       |      |      |      |      |      |      |        |       |      |
| 2B: 2        | SAC: 1 | PB: 0 |        |      |       |      |        |       |       |      |      |      |      |       |      |        |       |       |      |      |      |      |       |      |        |       |       |      |      |      |      |      |      |        |       |       |      |      |      |      |      |      |        |       |      |      |      |      |      |      |      |        |       |      |      |      |      |      |       |      |        |       |       |      |      |      |      |      |      |        |       |      |
| 3B: 0        | DP: 0  | SB: 0 |        |      |       |      |        |       |       |      |      |      |      |       |      |        |       |       |      |      |      |      |       |      |        |       |       |      |      |      |      |      |      |        |       |       |      |      |      |      |      |      |        |       |      |      |      |      |      |      |      |        |       |      |      |      |      |      |       |      |        |       |       |      |      |      |      |      |      |        |       |      |
| HR: 1        | HBP: 0 | CS: 1 |        |      |       |      |        |       |       |      |      |      |      |       |      |        |       |       |      |      |      |      |       |      |        |       |       |      |      |      |      |      |      |        |       |       |      |      |      |      |      |      |        |       |      |      |      |      |      |      |      |        |       |      |      |      |      |      |       |      |        |       |       |      |      |      |      |      |      |        |       |      |

| PITCHER                             | IP  | WLS | BF | H | R | ER | SO | BB | IBB | HBP | BLK | WP | HR | S  | P  | ERA   | WHIP  |
|-------------------------------------|-----|-----|----|---|---|----|----|----|-----|-----|-----|----|----|----|----|-------|-------|
| Rick Mahler, R<br>ERA: 3.27 (1, 1)  | 6.0 |     | 23 | 3 | 3 | 1  | 1  | 0  | 0   | 0   | 0   | 0  | 0  | 58 | 86 | 1.50  | 0.500 |
| Norm Charlton, L<br>ERA: 3.5 (7, 1) | 0.0 | L   | 1  | 1 | 1 | 1  | 0  | 0  | 0   | 0   | 0   | 0  | 0  | 1  | 1  | ∞     | ∞     |
| Rob Dibble, R<br>ERA: 2.52 (7, 1)   | 0.2 |     | 4  | 1 | 2 | 2  | 0  | 1  | 0   | 0   | 0   | 0  | 1  | 8  | 13 | 27.00 | 3.000 |
| Kent Tekulve, R<br>ERA: 4.68 (7, 1) | 1.1 |     | 4  | 1 | 0 | 0  | 0  | 0  | 0   | 0   | 0   | 0  | 0  | 9  | 10 | 0.00  | 0.750 |

BOTTOM

Cincinnati Reds @ New York Mets  
Shea Stadium, Flushing, NY  
Sun Jul 09 1989, 3:33 AM EDT  
Att. 46,357 - Sunny

livebaseballscorecards.com

|     |    |
|-----|----|
| AB  | 29 |
| R   | 6  |
| H   | 6  |
| RBI | 4  |
| BB  | 1  |
| SO  | 1  |
| LOB | 5  |



| Batter   | 1   | 2                                | 3                             | 4                                | 5                             | 6                                | 7                            | 8                                | 9                             | AB R H RBI BB SO LOB             | TOP                          |                                 |                              |                                  |                               |                                  |                               |                                  |                                  |                                    |                                  |        |
|--|---|----------------------------------|-------------------------------|----------------------------------|-------------------------------|----------------------------------|------------------------------|----------------------------------|-------------------------------|----------------------------------|------------------------------|---------------------------------|------------------------------|----------------------------------|-------------------------------|----------------------------------|-------------------------------|----------------------------------|----------------------------------|------------------------------------|----------------------------------|--------|
| Juan Samuel, R (1, 8)<br>OBP: 0.316, SLG: 0.380  | 0-1<br>L7   | 0-2<br>E7                        |                               | 4-2<br>S<br>BB                   |                               |                                  | 0-1<br>G4-3<br>WP<br>1B      |                                  | 0-3<br>K                      | 4 1 1 0 1 1 1                    |                              |                                 |                              |                                  |                               |                                  |                               |                                  |                                  |                                    |                                  |        |
| Dave Magadan, L (1, 5)<br>OBP: 0.382, SLG: 0.440<br>Kevin Elster, R (8, 6)<br>OBP: 0.258, SLG: 0.286 | 1-0<br>E4<br>BB<br>BB                                 | 1-2<br>G4-3                      |                               | 2-2<br>G4-3                      |                               |                                  | 3-1<br>G4-3<br>1-3           |                                  | 1-0<br>E8<br>1B<br>3-H<br>0-3 | 4 0 0 0 0 0 3<br>1 0 1 1 0 0 0   |                              |                                 |                              |                                  |                               |                                  |                               |                                  |                                  |                                    |                                  |        |
| Howard Johnson, S (1, 6)<br>OBP: 0.364, SLG: 0.602 (8, 5)  | 1-3<br>K  |                                  | 0-1<br>PB<br>1B<br>2B         |                                  |                               | 1-1<br>F8                        | 2-0<br>G4-3                  |                                  | 0-3<br>K                      | 5 1 1 0 0 2 2                    |                              |                                 |                              |                                  |                               |                                  |                               |                                  |                                  |                                    |                                  |        |
| Darryl Strawberry, L (1, 9)<br>OBP: 0.326, SLG: 0.525  | 4-2<br>BB<br>1-2<br>BB                                |                                  | 2-2<br>G1-3                   |                                  | 0-0<br>HR                     |                                  | 0-1<br>F7                    |                                  |                               | 3 1 1 1 1 0 1                    |                              |                                 |                              |                                  |                               |                                  |                               |                                  |                                  |                                    |                                  |        |
| Kevin McReynolds, R (1, 7)<br>OBP: 0.341, SLG: 0.396   | 4-1<br>FC6-4<br>1-2<br>2-3<br>BB                      |                                  | 1-1<br>P2                     |                                  | 1-1<br>G1-3                   |                                  |                              | 3-2<br>G6-3                      |                               | 3 0 0 0 1 0 1                    |                              |                                 |                              |                                  |                               |                                  |                               |                                  |                                  |                                    |                                  |        |
| Keith Hernandez, L (1, 3)<br>OBP: 0.360, SLG: 0.405  | 0-1<br>FC6-4<br>1-2f                                  |                                  | 1-0<br>1B                     |                                  | 1-2<br>G3                     |                                  |                              | 2-2<br>G4-3                      |                               | 4 0 1 1 0 0 3                    |                              |                                 |                              |                                  |                               |                                  |                               |                                  |                                  |                                    |                                  |        |
| Gregg Jefferies, S (1, 4)<br>OBP: 0.283, SLG: 0.328  |   | 2-1<br>HR                        | 2-1<br>F7                     |                                  |                               | 0-2<br>L4                        |                              | 0-0<br>L3                        |                               | 4 1 1 1 0 0 1                    |                              |                                 |                              |                                  |                               |                                  |                               |                                  |                                  |                                    |                                  |        |
| Mackey Sasser, L (1, 2)<br>OBP: 0.289, SLG: 0.380  |   | 0-0<br>F7                        |                               | 2-1<br>F7                        |                               | 0-0<br>F8                        |                              | 0-0<br>G1-3<br>E<br>2B           |                               | 4 1 1 0 0 0 0                    |                              |                                 |                              |                                  |                               |                                  |                               |                                  |                                  |                                    |                                  |        |
| Ron Darling, R (1, 1)<br>OBP: 0.175, SLG: 0.350  |   | 1-3<br>K                         |                               | 0-0<br>P6                        |                               | 0-0<br>G6-3                      |                              | 1-0<br>G1-3                      |                               | 4 0 0 0 0 1 1                    |                              |                                 |                              |                                  |                               |                                  |                               |                                  |                                  |                                    |                                  |        |
| <b>Inning Stats</b>  | R: 0<br>E: 1<br>K: 1<br>S: 13                         | H: 0<br>LOB: 3<br>BB: 2<br>P: 23 | R: 1<br>E: 1<br>K: 1<br>S: 13 | H: 1<br>LOB: 1<br>BB: 0<br>P: 17 | R: 1<br>E: 0<br>K: 0<br>S: 11 | H: 2<br>LOB: 1<br>BB: 0<br>P: 17 | R: 0<br>E: 0<br>K: 0<br>S: 9 | H: 0<br>LOB: 1<br>BB: 1<br>P: 17 | R: 1<br>E: 0<br>K: 0<br>S: 8  | H: 1<br>LOB: 0<br>BB: 0<br>P: 11 | R: 0<br>E: 0<br>K: 0<br>S: 5 | H: 0<br>LOB: 0<br>BB: 0<br>P: 5 | R: 1<br>E: 0<br>K: 0<br>S: 7 | H: 1<br>LOB: 0<br>BB: 0<br>P: 12 | R: 0<br>E: 0<br>K: 0<br>S: 10 | H: 0<br>LOB: 0<br>BB: 0<br>P: 15 | R: 1<br>E: 1<br>K: 2<br>S: 10 | H: 2<br>LOB: 1<br>BB: 0<br>P: 12 | 1B: 3<br>2B: 2<br>3B: 0<br>HR: 2 | SF: 0<br>SAC: 0<br>DP: 0<br>HBP: 0 | WP: 1<br>PB: 1<br>SB: 2<br>CS: 0 | PA: 39 |
| <b>PITCHER</b>   | IP WLS BF H R ER SO BB IBB HBP BLK WP HR S P ERA WHIP |                                  |                               |                                  |                               |                                  |                              |                                  |                               |                                  |                              |                                 |                              |                                  |                               |                                  |                               |                                  |                                  |                                    |                                  |        |
| Pete Smith, R (1, 1)<br>ERA: 4.74  | 5.0 L 24 4 3 3 2 3 0 0 0 0 0 2 54 85 5.40 1.400       |                                  |                               |                                  |                               |                                  |                              |                                  |                               |                                  |                              |                                 |                              |                                  |                               |                                  |                               |                                  |                                  |                                    |                                  |        |
| Sergio Valdez, R (6, 1)<br>ERA: 3.0  | 3.0 10 1 1 1 0 0 0 0 0 0 1 0 22 32 3.00 0.333         |                                  |                               |                                  |                               |                                  |                              |                                  |                               |                                  |                              |                                 |                              |                                  |                               |                                  |                               |                                  |                                  |                                    |                                  |        |
| Mark Eichhorn, R (9, 1)<br>ERA: 4.98   | 1.0 5 2 1 1 2 0 0 0 0 0 0 0 10 12 9.00 2.000          |                                  |                               |                                  |                               |                                  |                              |                                  |                               |                                  |                              |                                 |                              |                                  |                               |                                  |                               |                                  |                                  |                                    |                                  |        |

New York Mets @ Atlanta Braves  
Atlanta-Fulton County Stadium, Atlanta, GA

Thu Jul 13 1989, 7:05 PM EDT  
Att. 13,690 - Unknown

livebaseballscorecards.com

AB 36  
R 5  
H 7  
RBI 4  
BB 3  
SO 4  
LOB 13



| Batter  | 1   | 2                                | 3                            | 4                                | 5                            | 6                                | 7                            | 8                               | 9                            | AB                               | R                            | H                                | RBI                           | BB                               | SO                           | LOB  |                              |                                 |                                  |                                    |                                  |        |
|---|---|----------------------------------|------------------------------|----------------------------------|------------------------------|----------------------------------|------------------------------|---------------------------------|------------------------------|----------------------------------|------------------------------|----------------------------------|-------------------------------|----------------------------------|------------------------------|--|------------------------------|---------------------------------|----------------------------------|------------------------------------|----------------------------------|--------|
| <b>Oddibe McDowell, L</b> (1, 8)<br>OBP: 0.296, SLG: 0.299  | 1-1 L9 ①  |                                  | 0-0 F8 ②                     |                                  |                              | 2-1 F8 ①                         |                              | 0-3 K ③                         |                              | 4                                | 0                            | 0                                | 0                             | 0                                | 1                            | 0  |                              |                                 |                                  |                                    |                                  |        |
| <b>Jeff Treadway, L</b> (1, 4)<br>OBP: 0.313, SLG: 0.357    | 1-0 1B  |                                  | 1-1 G1-3 ③                   |                                  |                              | 2-2 L8 ②                         |                              |                                 | 0-2 G6-3 ①                   | 4                                | 0                            | 1                                | 0                             | 0                                | 0                            | 0  |                              |                                 |                                  |                                    |                                  |        |
| <b>Lonnie Smith, R</b> (1, 7)<br>OBP: 0.447, SLG: 0.600     | 2-1 L9 ②  |                                  |                              |                                  | 0-0 G5-3 ①                   |                                  |                              | 1-0 F9 ③                        | 1-0 L6 ②                     | 4                                | 0                            | 0                                | 0                             | 0                                | 0                            | 1  |                              |                                 |                                  |                                    |                                  |        |
| <b>Andres Thomas, R</b> (1, 6)<br>OBP: 0.257, SLG: 0.374    | 1-2 G1-3 ③  |                                  |                              |                                  | 1-1 G5-3 ②                   |                                  |                              | 2-2 G5-3 ①                      | 0-0 1B                       | 4                                | 0                            | 1                                | 0                             | 0                                | 0                            | 1  |                              |                                 |                                  |                                    |                                  |        |
| <b>Dale Murphy, R</b> (1, 9)<br>OBP: 0.305, SLG: 0.337      |   |                                  |                              |                                  | 0-0 P3 ③                     |                                  |                              | 0-2 G1-3 ②                      | 1-1 F8 ③                     | 4                                | 0                            | 1                                | 0                             | 0                                | 0                            | 1  |                              |                                 |                                  |                                    |                                  |        |
| <b>Tommy Gregg, L</b> (1, 3)<br>OBP: 0.336, SLG: 0.368      |   |                                  |                              |                                  |                              |                                  |                              | 0-2 G4-3 ①                      |                              | 3                                | 0                            | 0                                | 0                             | 0                                | 1                            | 1  |                              |                                 |                                  |                                    |                                  |        |
| <b>Jeff Blauser, R</b> (1, 5)<br>OBP: 0.295, SLG: 0.411     |   |                                  |                              |                                  |                              |                                  |                              | 3-2 G4-3 ③                      |                              | 3                                | 1                            | 1                                | 1                             | 0                                | 0                            | 1  |                              |                                 |                                  |                                    |                                  |        |
| <b>Bruce Benedict, R</b> (1, 2)<br>OBP: 0.304, SLG: 0.233   |   |                                  |                              |                                  |                              |                                  |                              | 0-0 HR                          |                              | 3                                | 0                            | 1                                | 0                             | 0                                | 0                            | 1  |                              |                                 |                                  |                                    |                                  |        |
| <b>Pete Smith, R</b> (1, 1)<br>OBP: 0.214, SLG: 0.200       |   |                                  |                              |                                  |                              |                                  |                              | 0-0 G6-3 ①                      |                              | 1                                | 0                            | 0                                | 0                             | 0                                | 0                            | 0  |                              |                                 |                                  |                                    |                                  |        |
| <b>Jeff Wetherby, L</b> (5, PH)<br>OBP: 0.417, SLG: 0.455   |   |                                  |                              |                                  |                              |                                  |                              | 2-3 K ②                         |                              | 1                                | 0                            | 0                                | 0                             | 0                                | 0                            | 1  |                              |                                 |                                  |                                    |                                  |        |
| <b>Sergio Valdez, R</b> (6, 1)                              |   |                                  |                              |                                  |                              |                                  |                              |                                 |                              | 0                                | 0                            | 0                                | 0                             | 0                                | 0                            | 0  |                              |                                 |                                  |                                    |                                  |        |
| <b>Darrell Evans, L</b> (8, PH)<br>OBP: 0.288, SLG: 0.309   |   |                                  |                              |                                  |                              |                                  |                              |                                 |                              | 1                                | 0                            | 0                                | 0                             | 0                                | 1                            | 0  |                              |                                 |                                  |                                    |                                  |        |
| <b>Mark Eichhorn, R</b> (9, 1)                              |   |                                  |                              |                                  |                              |                                  |                              |                                 |                              | 0                                | 0                            | 0                                | 0                             | 0                                | 0                            | 0  |                              |                                 |                                  |                                    |                                  |        |
| <b>Inning Stats</b>   | R: 0<br>E: 0<br>K: 0<br>S: 8  | H: 1<br>LOB: 1<br>BB: 0<br>P: 13 | R: 0<br>E: 0<br>K: 1<br>S: 9 | H: 1<br>LOB: 1<br>BB: 0<br>P: 14 | R: 0<br>E: 0<br>K: 0<br>S: 8 | H: 0<br>LOB: 0<br>BB: 0<br>P: 12 | R: 0<br>E: 0<br>K: 0<br>S: 8 | H: 0<br>LOB: 0<br>BB: 0<br>P: 5 | R: 0<br>E: 0<br>K: 0<br>S: 7 | H: 1<br>LOB: 1<br>BB: 0<br>P: 10 | R: 0<br>E: 0<br>K: 0<br>S: 6 | H: 0<br>LOB: 0<br>BB: 0<br>P: 11 | R: 0<br>E: 0<br>K: 0<br>S: 10 | H: 0<br>LOB: 0<br>BB: 0<br>P: 15 | R: 1<br>E: 0<br>K: 2<br>S: 9 | H: 1<br>LOB: 0<br>BB: 0<br>P: 11   | R: 0<br>E: 0<br>K: 0<br>S: 7 | H: 1<br>LOB: 1<br>BB: 0<br>P: 9 | 1B: 4<br>2B: 0<br>3B: 0<br>HR: 1 | SF: 0<br>SAC: 0<br>DP: 0<br>HBP: 0 | WP: 0<br>PB: 0<br>SB: 0<br>CS: 0 | PA: 32 |
| <b>PITCHER</b><br><b>Ron Darling, R</b> (1, 1)<br>ERA: 4.11 | IP: 9.0<br>WLS: W<br>BF: 32<br>H: 5<br>R: 1<br>ER: 1<br>SO: 3<br>BB: 0<br>IBB: 0<br>HBP: 0<br>BLK: 0<br>WP: 0<br>HR: 1<br>S: 68<br>P: 100<br>ERA: 1.00<br>WHIP: 0.556 |                                  |                              |                                  |                              |                                  |                              |                                 |                              |                                  |                              |                                  |                               |                                  |                              | <b>PITCHER</b><br>IP: 0<br>WLS: 0<br>BF: 0<br>H: 0<br>R: 0<br>ER: 0<br>SO: 0<br>BB: 0<br>IBB: 0<br>HBP: 0<br>BLK: 0<br>WP: 0<br>HR: 0<br>S: 0<br>P: 0<br>ERA: 0.00<br>WHIP: 0.00 |                              |                                 |                                  |                                    |                                  |        |

**BOTTOM**

**New York Mets @ Atlanta Braves**  
Atlanta-Fulton County Stadium, Atlanta, GA

Thu Jul 13 1989, 7:05 PM EDT  
Att. 13,690 - Unknown

[livebaseballscorecards.com](http://livebaseballscorecards.com)

|            |           |
|------------|-----------|
| <b>AB</b>  | <b>32</b> |
| <b>R</b>   | <b>1</b>  |
| <b>H</b>   | <b>5</b>  |
| <b>RBI</b> | <b>1</b>  |
| <b>BB</b>  | <b>0</b>  |
| <b>SO</b>  | <b>3</b>  |
| <b>LOB</b> | <b>7</b>  |



| Batter  | 1   | 2                                | 3                            | 4                                | 5                            | 6                               | 7                            | 8                                | 9  | AB R H RBI BB SO LOB             | TOP                           |                                  |                              |                                 |                              |                                 |                               |                                  |                                  |                                    |                                  |        |
|---|---|----------------------------------|------------------------------|----------------------------------|------------------------------|---------------------------------|------------------------------|----------------------------------|--|----------------------------------|-------------------------------|----------------------------------|------------------------------|---------------------------------|------------------------------|---------------------------------|-------------------------------|----------------------------------|----------------------------------|------------------------------------|----------------------------------|--------|
| Juan Samuel, R (1, 8)<br>OBP: 0.312, SLG: 0.374       | 2-3<br>K  |                                  | 2-0<br>F8                    |                                  |                              | 1-3<br>K                        |                              | 0-3<br>K                         |  | 4 0 0 0 0 3 0                    |                               |                                  |                              |                                 |                              |                                 |                               |                                  |                                  |                                    |                                  |        |
| Dave Magadan, L (1, 5)<br>OBP: 0.376, SLG: 0.431      | 3-2<br>F8   |                                  |                              | 2-0<br>G4-3                      |                              | 3-2<br>F8                       |                              |                                  | 0-2<br>F7  | 4 0 0 0 0 0 0                    |                               |                                  |                              |                                 |                              |                                 |                               |                                  |                                  |                                    |                                  |        |
| Howard Johnson, S (1, 6)<br>OBP: 0.365, SLG: 0.604    | 0-3<br>K2-3   |                                  |                              | 3-1<br>P6                        |                              | 3-2<br>2B                       |                              |                                  | 1-1<br>1B  | 4 0 2 0 0 1 0                    |                               |                                  |                              |                                 |                              |                                 |                               |                                  |                                  |                                    |                                  |        |
| Darryl Strawberry, L (1, 9)<br>OBP: 0.321, SLG: 0.516 |   | 0-1<br>G6-3                      |                              | 2-2<br>P4                        |                              | 1-0<br>P2                       |                              |                                  | 1 SAFE<br>1 SAFE<br>0-2<br>F7                              | 4 0 0 0 0 0 2                    |                               |                                  |                              |                                 |                              |                                 |                               |                                  |                                  |                                    |                                  |        |
| Kevin McReynolds, R (1, 7)<br>OBP: 0.343, SLG: 0.411  |   | 0-0<br>HR                        |                              |                                  | 3-1<br>G4-3<br>1B<br>2B      |                                 | 1-3<br>K                     |                                  | 1 SAFE<br>1 SAFE<br>1 SAFE<br>1 SAFE<br>1 SAFE<br>1-3<br>K | 4 2 2 1 0 2 1                    |                               |                                  |                              |                                 |                              |                                 |                               |                                  |                                  |                                    |                                  |        |
| Keith Hernandez, L (1, 3)<br>OBP: 0.353, SLG: 0.395   |   | 1-0<br>G3                        |                              |                                  | 2-0<br>P6                    |                                 | 1-1<br>F9                    |                                  |  | 3 0 0 0 0 0 1                    |                               |                                  |                              |                                 |                              |                                 |                               |                                  |                                  |                                    |                                  |        |
| Gregg Jefferies, S (1, 4)<br>OBP: 0.280, SLG: 0.325   |   | 2-3<br>K                         |                              |                                  | 1-0<br>G4-3                  |                                 | 0-0<br>P6                    |                                  |  | 3 0 0 0 0 1 1                    |                               |                                  |                              |                                 |                              |                                 |                               |                                  |                                  |                                    |                                  |        |
| Mackey Sasser, L (1, 2)<br>OBP: 0.290, SLG: 0.379     |   |                                  | 0-0<br>F7                    |                                  | 0-0<br>1B                    |                                 |                              | 1-0<br>F8                        |  | 3 0 1 1 0 0 0                    |                               |                                  |                              |                                 |                              |                                 |                               |                                  |                                  |                                    |                                  |        |
| Sid Fernandez, L (1, 1)<br>OBP: 0.231, SLG: 0.243     |   |                                  | 0-3<br>K                     |                                  | 0-0<br>F8                    |                                 |                              | 1-2<br>F9                        |  | 3 0 0 0 0 1 1                    |                               |                                  |                              |                                 |                              |                                 |                               |                                  |                                  |                                    |                                  |        |
| <b>Inning Stats</b>                                   | R: 0<br>E: 0<br>K: 2<br>S: 9                          | H: 0<br>LOB: 0<br>BB: 0<br>P: 14 | R: 1<br>E: 0<br>K: 1<br>S: 9 | H: 1<br>LOB: 0<br>BB: 0<br>P: 12 | R: 0<br>E: 0<br>K: 1<br>S: 5 | H: 0<br>LOB: 0<br>BB: 0<br>P: 7 | R: 0<br>E: 0<br>K: 0<br>S: 6 | H: 0<br>LOB: 0<br>BB: 0<br>P: 13 | R: 1<br>E: 0<br>K: 0<br>S: 6                               | H: 2<br>LOB: 1<br>BB: 0<br>P: 12 | R: 0<br>E: 0<br>K: 1<br>S: 13 | H: 1<br>LOB: 1<br>BB: 0<br>P: 21 | R: 0<br>E: 0<br>K: 1<br>S: 7 | H: 0<br>LOB: 0<br>BB: 0<br>P: 9 | R: 0<br>E: 0<br>K: 1<br>S: 7 | H: 0<br>LOB: 0<br>BB: 0<br>P: 9 | R: 0<br>E: 0<br>K: 1<br>S: 13 | H: 1<br>LOB: 1<br>BB: 0<br>P: 14 | 1B: 2<br>2B: 2<br>3B: 0<br>HR: 1 | SF: 0<br>SAC: 0<br>DP: 0<br>HBP: 0 | WP: 0<br>PB: 0<br>SB: 0<br>CS: 0 | PA: 32 |
| <b>PITCHER</b>  | IP WLS BF H R ER SO BB IBB HBP BLK WP HR S P ERA WHIP |                                  |                              |                                  |                              |                                 |                              |                                  |  |                                  |                               |                                  |                              |                                 |                              |                                 |                               |                                  |                                  |                                    |                                  |        |
| 29 John Smoltz, R (1, 1)<br>ERA: 2.11                 | 8.0   |                                  | 28                           | 4                                | 2                            | 2                               | 7                            | 0                                | 0  | 0                                | 0                             | 0                                | 0                            | 1                               | 62                           | 97                              | 2.25                          | 0.500                            |                                  |                                    |                                  |        |
| Joe Boever, R (9, 1)<br>ERA: 3.21                     | 1.0   | W                                | 4                            | 1                                | 0                            | 0                               | 1                            | 0                                | 0  | 0                                | 0                             | 0                                | 0                            | 0                               | 13                           | 14                              | 0.00                          | 1.000                            |                                  |                                    |                                  |        |

New York Mets @ Atlanta Braves  
Atlanta-Fulton County Stadium, Atlanta, GA

Fri Jul 14 1989, 7:05 PM EDT  
Att: 24,143 - Unknown

livebaseballscorecards.com

|     |    |
|-----|----|
| AB  | 32 |
| R   | 2  |
| H   | 5  |
| RBI | 2  |
| BB  | 0  |
| SO  | 8  |
| LOB | 6  |



| Batter  | 1           | 2                                       | 3           | 4        | 5         | 6 | 7           | 8         | 9         | AB | R | H | RBI | BB | SO | LOB |
|---|-------------|---|-------------|----------|-----------|---|-------------|-----------|-----------|----|---|---|-----|----|----|-----|
| <b>Oddibe McDowell, L</b> (1, 8)<br>OBP: 0.292, SLG: 0.295  | 2-3<br>K    | 0-3<br>K                                |             |          | 1-0<br>P6 |   |             | 0-3<br>K  |           | 4  | 0 | 0 | 0   | 0  | 3  | 1   |
| <b>Jeff Blauser, R</b> (1, 4)<br>OBP: 0.294, SLG: 0.413     | 2-2<br>2B   |   | 1-0<br>P3   |          | 0-3<br>K  |   |             | 0-2<br>F8 |           | 4  | 0 | 1 | 0   | 0  | 1  | 0   |
| <b>Lonnie Smith, R</b> (1, 7)<br>OBP: 0.444, SLG: 0.607     | 1-3<br>K    |   | 1-3<br>K    |          |           |   | 1-3<br>K    |           | 1-0<br>HR | 4  | 1 | 1 | 1   | 0  | 3  | 1   |
| <b>Andres Thomas, R</b> (1, 6)<br>OBP: 0.258, SLG: 0.373    | 2-1<br>G6-3 |   | 1-1<br>1B   |          |           |   | 1-3<br>K    |           |           | 3  | 0 | 1 | 0   | 0  | 1  | 1   |
| <b>Dale Murphy, R</b> (1, 9)<br>OBP: 0.305, SLG: 0.337      |             | 1-1<br>SH5-4<br>1B                      | 3-2<br>G1-3 |          |           |   | 3-3<br>K    |           |           | 3  | 1 | 1 | 0   | 0  | 1  | 1   |
| <b>Ed Whited, R</b> (1, 5)<br>OBP: 0.111, SLG: 0.111        |             | 0-1<br>1B<br>SH5-4<br>29<br>FC4-6<br>1B |             | 0-3<br>K |           |   | 1-2<br>G6-3 |           |           | 3  | 1 | 1 | 0   | 0  | 1  | 0   |
| <b>Tommy Gregg, L</b> (1, 3)<br>OBP: 0.331, SLG: 0.363      |             | 1-1<br>SH5-4                            |             | 1-3<br>K |           |   | 3-3<br>K    |           |           | 2  | 0 | 0 | 0   | 0  | 2  | 0   |
| <b>Bruce Benedict, R</b> (1, 2)<br>OBP: 0.304, SLG: 0.235   |             | 1-2<br>29<br>FC4-6<br>1B                |             | 0-3<br>K |           |   | 1-3<br>K    |           |           | 3  | 0 | 1 | 1   | 0  | 2  | 0   |
| <b>29 John Smoltz, R</b> (1, 1)<br>OBP: 0.255, SLG: 0.293   |             | 0-2<br>FC4-6                            |             |          | 1-3<br>K  |   |             | 0-3<br>K  |           | 2  | 0 | 0 | 1   | 0  | 1  | 1   |
| <b>Geronimo Berroa, R</b> (8, PH)<br>OBP: 0.318, SLG: 0.381 |             |   |             |          |           |   |             |           |           | 1  | 0 | 0 | 0   | 0  | 1  | 0   |
| <b>Joe Boever, R</b> (9, 1)                                 |             |   |             |          |           |   |             |           |           | 0  | 0 | 0 | 0   | 0  | 0  | 0   |

| Inning Stats | R: 0 | H: 1 | E: 0 | LOB: 1 | K: 2 | BB: 0 | S: 12 | R: 2 | H: 3 | E: 0 | LOB: 1 | K: 1 | BB: 0 | S: 16 | R: 0 | H: 1 | E: 0 | LOB: 1 | K: 1 | BB: 0 | S: 11 | R: 0 | H: 0 | E: 0 | LOB: 0 | K: 3 | BB: 0 | S: 10 | R: 0 | H: 0 | E: 0 | LOB: 0 | K: 2 | BB: 0 | S: 7 | R: 0 | H: 0 | E: 0 | LOB: 0 | K: 3 | BB: 0 | S: 12 | R: 0 | H: 0 | E: 0 | LOB: 0 | K: 2 | BB: 0 | S: 13 | R: 0 | H: 0 | E: 0 | LOB: 0 | K: 2 | BB: 0 | S: 9 | R: 1 | H: 1 | E: 0 | LOB: 0 | K: 0 | BB: 0 | S: 1 | 1B: 4 | SF: 0 | 2B: 1 | SAC: 1 | 3B: 0 | DP: 0 | HR: 1 | HBP: 0 | WP: 0 | PA: 30 |
|--------------|------|------|------|--------|------|-------|-------|------|------|------|--------|------|-------|-------|------|------|------|--------|------|-------|-------|------|------|------|--------|------|-------|-------|------|------|------|--------|------|-------|------|------|------|------|--------|------|-------|-------|------|------|------|--------|------|-------|-------|------|------|------|--------|------|-------|------|------|------|------|--------|------|-------|------|-------|-------|-------|--------|-------|-------|-------|--------|-------|--------|
|--------------|------|------|------|--------|------|-------|-------|------|------|------|--------|------|-------|-------|------|------|------|--------|------|-------|-------|------|------|------|--------|------|-------|-------|------|------|------|--------|------|-------|------|------|------|------|--------|------|-------|-------|------|------|------|--------|------|-------|-------|------|------|------|--------|------|-------|------|------|------|------|--------|------|-------|------|-------|-------|-------|--------|-------|-------|-------|--------|-------|--------|

| PITCHER                                     | IP  | WLS | BF | H | R | ER | SO | BB | IBB | HBP | BLK | WP | HR | S  | P   | ERA  | WHIP  |
|---|-----|-----|----|---|---|----|----|----|-----|-----|-----|----|----|----|-----|------|-------|
| <b>Sid Fernandez, L</b> (1, 1)<br>ERA: 2.86 | 8.0 | L   | 30 | 6 | 3 | 3  | 16 | 0  | 0   | 0   | 0   | 0  | 1  | 91 | 121 | 3.38 | 0.750 |


**BOTTOM**

**New York Mets @ Atlanta Braves**  
Atlanta-Fulton County Stadium, Atlanta, GA

Fri Jul 14 1989, 7:05 PM EDT  
Att. 24,143 - Unknown

livebaseballscorecards.com

|            |           |
|------------|-----------|
| <b>AB</b>  | <b>29</b> |
| <b>R</b>   | <b>3</b>  |
| <b>H</b>   | <b>6</b>  |
| <b>RBI</b> | <b>3</b>  |
| <b>BB</b>  | <b>0</b>  |
| <b>SO</b>  | <b>16</b> |
| <b>LOB</b> | <b>5</b>  |



**New York Mets @ Atlanta Braves**  
 Atlanta-Fulton County Stadium, Atlanta, GA

Sat Jul 15 1989, 7:05 PM EDT  
 Att. 35,542 - Unknown - 80 F

|     |    |
|-----|----|
| AB  | 35 |
| R   | 6  |
| H   | 12 |
| RBI | 5  |
| BB  | 5  |
| SO  | 5  |
| LOB | 18 |



| AB | R | H | RBI | BB | SO | LOB |
|----|---|---|-----|----|----|-----|
| 4  | 0 | 1 | 0   | 0  | 0  | 5   |
| 0  | 0 | 0 | 0   | 0  | 0  | 0   |
| 1  | 0 | 1 | 1   | 0  | 0  | 0   |
| 0  | 0 | 0 | 0   | 0  | 0  | 0   |

|   |   |   |   |   |   |   |
|---|---|---|---|---|---|---|
| 3 | 0 | 1 | 0 | 1 | 0 | 1 |
| 1 | 1 | 0 | 0 | 0 | 0 | 1 |

|   |   |   |   |   |   |   |
|---|---|---|---|---|---|---|
| 5 | 0 | 1 | 0 | 0 | 0 | 3 |
|---|---|---|---|---|---|---|

|   |   |   |   |   |   |   |
|---|---|---|---|---|---|---|
| 5 | 1 | 1 | 1 | 0 | 3 | 3 |
|---|---|---|---|---|---|---|

|   |   |   |   |   |   |   |
|---|---|---|---|---|---|---|
| 4 | 0 | 0 | 0 | 1 | 1 | 0 |
|---|---|---|---|---|---|---|

|   |   |   |   |   |   |   |
|---|---|---|---|---|---|---|
| 2 | 2 | 2 | 1 | 1 | 0 | 0 |
|---|---|---|---|---|---|---|

|   |   |   |   |   |   |   |
|---|---|---|---|---|---|---|
| 4 | 1 | 1 | 0 | 0 | 0 | 4 |
|---|---|---|---|---|---|---|

|   |   |   |   |   |   |   |
|---|---|---|---|---|---|---|
| 2 | 0 | 1 | 0 | 2 | 1 | 0 |
|---|---|---|---|---|---|---|

|   |   |   |   |   |   |   |
|---|---|---|---|---|---|---|
| 2 | 0 | 2 | 2 | 0 | 0 | 0 |
| 2 | 1 | 1 | 0 | 0 | 0 | 1 |

|     |   |      |    |
|-----|---|------|----|
| 1B: | 9 | SF:  | 1  |
| 2B: | 2 | SAC: | 0  |
| 3B: | 0 | DP:  | 2  |
| HR: | 1 | HBP: | 0  |
| WP: | 0 | PA:  | 41 |
| PB: | 0 | SB:  | 2  |
| CS: | 1 |      |    |

| Batter   | 1   | 2   | 3   | 4   | 5   | 6   | 7   | 8   | 9   |                                  |                              |                                 |                              |                                  |                               |                                  |                               |                                  |
|--|---|---|---|---|---|---|---|---|---|----------------------------------|------------------------------|---------------------------------|------------------------------|----------------------------------|-------------------------------|----------------------------------|-------------------------------|----------------------------------|
| Juan Samuel, R (1, 8)<br>OBP: 0.311, SLG: 0.372<br>Rick Aguilera, R (6, 1)<br>Mark Carreon, R (8, PH)<br>OBP: 0.346, SLG: 0.532<br>Randy Myers, L (8, 1)   | 1-0<br>S<br>1B  | 2-2<br>F9   |   | 1-0<br>G6-4-3<br>1-2f<br>2-3<br>3-H   |   | 1-2<br>G6-4-3<br>1-2f   |   | 3-1<br>CS<br>1B   |   |                                  |                              |                                 |                              |                                  |                               |                                  |                               |                                  |
| Dave Magadan, L (1, 5)<br>OBP: 0.378, SLG: 0.430<br>Kevin Elster, R (7, PR)<br>OBP: 0.257, SLG: 0.284  | 0-1<br>F7   |   | 1-1<br>F9   | 4-1<br>BB   |   |   | 0-0<br>2B<br>SF8<br>1B  | 2-2<br>G3<br>1-2  |   |                                  |                              |                                 |                              |                                  |                               |                                  |                               |                                  |
| Howard Johnson, S (1, 6)<br>OBP: 0.363, SLG: 0.601   | 1-1<br>P4   |   | 3-1<br>G6-3   | 1-0<br>G3   |   |   | 0-1<br>SF8<br>1-3<br>2B   |   | 3-2<br>P6   |                                  |                              |                                 |                              |                                  |                               |                                  |                               |                                  |
| Darryl Strawberry, L (1, 9)<br>OBP: 0.319, SLG: 0.522  | 2-3<br>K<br>1-2   |   | 1-1<br>HR   |   | 2-3<br>K  |   | 0-3<br>K  |   | 3-2<br>G1-3   |                                  |                              |                                 |                              |                                  |                               |                                  |                               |                                  |
| Kevin McReynolds, R (1, 7)<br>OBP: 0.340, SLG: 0.405   |   | 3-2<br>F8   | 0-1<br>F7   |   | 1-2<br>G6-3   |   | 4-0<br>IBB  |   | 0-3<br>K  |                                  |                              |                                 |                              |                                  |                               |                                  |                               |                                  |
| Tim Teufel, R (1, 3)<br>OBP: 0.389, SLG: 0.344   |   | 2-2<br>BB<br>1B<br>1B   |   | 2-1<br>BB<br>1B<br>1B   | 4-0<br>BB   |   | 1-0<br>SF8  |   |   |                                  |                              |                                 |                              |                                  |                               |                                  |                               |                                  |
| Gregg Jefferies, S (1, 4)<br>OBP: 0.280, SLG: 0.324  |   | 0-2<br>P6   |   | 0-0<br>1B<br>BB<br>G6-4-3<br>1B   | 2-2<br>F7   |   | 2-3<br>3-H<br>2-0<br>L9   |   |   |                                  |                              |                                 |                              |                                  |                               |                                  |                               |                                  |
| Phil Lombardi, R (1, 2)<br>OBP: 0.290, SLG: 0.357  |   | 4-0<br>1B<br>BB   |   | 4-1<br>G6-4-3<br>1B<br>1-2<br>2-3<br>BB   |   | 0-1<br>FC4-6<br>1B  |   | 2-3<br>K  |   |                                  |                              |                                 |                              |                                  |                               |                                  |                               |                                  |
| David Cone, L (1, 1)<br>OBP: 0.282, SLG: 0.297<br>Mookie Wilson, S (6, PH)<br>OBP: 0.234, SLG: 0.292   | 1-1<br>1B   | 1-1<br>1B   |   | 1-0<br>G6-4-3<br>1B<br>1-2<br>2-3<br>3-H  |   | 1-0<br>FC4-6<br>1B<br>1-2f  |   | 2-2<br>S<br>1B<br>2B  |   |                                  |                              |                                 |                              |                                  |                               |                                  |                               |                                  |
| <b>Inning Stats</b>  | R: 0<br>E: 0<br>K: 1<br>S: 8  | H: 1<br>LOB: 1<br>BB: 0<br>P: 12  | R: 1<br>E: 0<br>K: 0<br>S: 17   | H: 2<br>LOB: 2<br>BB: 1<br>P: 29  | R: 1<br>E: 0<br>K: 0<br>S: 8  | H: 1<br>LOB: 0<br>BB: 0<br>P: 13  | R: 2<br>E: 0<br>K: 0<br>S: 8  | H: 3<br>LOB: 2<br>BB: 2<br>P: 21  | R: 0<br>E: 0<br>K: 1<br>S: 11   | H: 0<br>LOB: 1<br>BB: 1<br>P: 20 | R: 0<br>E: 0<br>K: 0<br>S: 6 | H: 1<br>LOB: 0<br>BB: 0<br>P: 8 | R: 1<br>E: 0<br>K: 1<br>S: 8 | H: 2<br>LOB: 2<br>BB: 1<br>P: 15 | R: 1<br>E: 0<br>K: 1<br>S: 15 | H: 2<br>LOB: 0<br>BB: 0<br>P: 23 | R: 0<br>E: 0<br>K: 1<br>S: 14 | H: 0<br>LOB: 0<br>BB: 0<br>P: 20 |
| <b>PITCHER</b>   | IP<br>WLS<br>BF<br>H<br>R<br>ER<br>SO<br>BB<br>IBB<br>HBP<br>BLK<br>WP<br>HR<br>S<br>P<br>ERA<br>WHIP | IP<br>WLS<br>BF<br>H<br>R<br>ER<br>SO<br>BB<br>IBB<br>HBP<br>BLK<br>WP<br>HR<br>S<br>P<br>ERA<br>WHIP | IP<br>WLS<br>BF<br>H<br>R<br>ER<br>SO<br>BB<br>IBB<br>HBP<br>BLK<br>WP<br>HR<br>S<br>P<br>ERA<br>WHIP | IP<br>WLS<br>BF<br>H<br>R<br>ER<br>SO<br>BB<br>IBB<br>HBP<br>BLK<br>WP<br>HR<br>S<br>P<br>ERA<br>WHIP | IP<br>WLS<br>BF<br>H<br>R<br>ER<br>SO<br>BB<br>IBB<br>HBP<br>BLK<br>WP<br>HR<br>S<br>P<br>ERA<br>WHIP | IP<br>WLS<br>BF<br>H<br>R<br>ER<br>SO<br>BB<br>IBB<br>HBP<br>BLK<br>WP<br>HR<br>S<br>P<br>ERA<br>WHIP | IP<br>WLS<br>BF<br>H<br>R<br>ER<br>SO<br>BB<br>IBB<br>HBP<br>BLK<br>WP<br>HR<br>S<br>P<br>ERA<br>WHIP | IP<br>WLS<br>BF<br>H<br>R<br>ER<br>SO<br>BB<br>IBB<br>HBP<br>BLK<br>WP<br>HR<br>S<br>P<br>ERA<br>WHIP | IP<br>WLS<br>BF<br>H<br>R<br>ER<br>SO<br>BB<br>IBB<br>HBP<br>BLK<br>WP<br>HR<br>S<br>P<br>ERA<br>WHIP |                                  |                              |                                 |                              |                                  |                               |                                  |                               |                                  |
| Derek Lilliquist, L (1, 1)<br>ERA: 3.59<br>Sergio Valdez, R (4, 1)<br>ERA: 2.25<br>Jim Acker, R (6, 1)<br>ERA: 2.54<br>Paul Assenmacher, L (7, 1)<br>ERA: 4.82<br>Mark Eichhorn, R (8, 1)<br>ERA: 4.84 | 3.0<br>7<br>18<br>7<br>4<br>4<br>1<br>2<br>0<br>0<br>0<br>0<br>1<br>38<br>66<br>12.00<br>3.000        | 2.0<br>7<br>7<br>0<br>0<br>0<br>1<br>2<br>0<br>0<br>0<br>0<br>0<br>14<br>29<br>0.00<br>1.000          | 1.0<br>3<br>3<br>1<br>0<br>0<br>0<br>0<br>0<br>0<br>0<br>0<br>0<br>6<br>8<br>0.00<br>1.000            | 1.1<br>8<br>8<br>3<br>2<br>2<br>2<br>0<br>1<br>0<br>0<br>0<br>0<br>16<br>27<br>13.50<br>2.250         | 0.2<br>2<br>2<br>1<br>0<br>0<br>0<br>0<br>0<br>0<br>0<br>0<br>0<br>7<br>11<br>0.00<br>1.500           | 1.0<br>3<br>3<br>0<br>0<br>0<br>1<br>0<br>0<br>0<br>0<br>0<br>0<br>3<br>3<br>3.14<br>3.14             | 1.0<br>3<br>3<br>0<br>0<br>0<br>1<br>0<br>0<br>0<br>0<br>0<br>0<br>0<br>14<br>20<br>0.00<br>0.000     |   |   |                                  |                              |                                 |                              |                                  |                               |                                  |                               |                                  |

livebaseballscorecards.com

BOTTOM

New York Mets @ Atlanta Braves  
Atlanta-Fulton County Stadium, Atlanta, GA  
Sat Jul 15 1989, 7:05 PM EDT  
Att: 35,542 - Unknown - 80 F

livebaseballscorecards.com

AB 36  
R 4  
H 8  
RBI 4  
BB 7  
SO 7  
LOB 19



WP: 2 PA: 43  
PB: 0  
SB: 0  
CS: 0

AB R H RBI BB SO LOB

4 2 0 0 1 1 1

3 1 2 2 2 0 0

4 0 1 1 1 0 3

5 0 2 1 0 2 3  
0 0 0 0 0 0 0

4 0 1 0 1 0 2

4 0 1 0 1 0 3

5 0 0 0 0 4 4

4 1 1 0 0 0 2


1 0 0 0 0 0 0  
0 0 0 0 0 0 0  
0 0 0 0 0 1 0 0  
0 0 0 0 0 0 0 0  
1 0 0 0 0 0 0 1  
0 0 0 0 0 0 0 0  
0 0 0 0 0 0 0 0  
1 0 0 0 0 0 0 0  
0 0 0 0 0 0 0 0

1B: 8 SF: 0  
2B: 0 SAC: 0  
3B: 0 DP: 0  
HR: 0 HBP: 0

| Batter   | 1                         | 2         | 3           | 4               | 5                        | 6                  | 7                            | 8               | 9 |
|--|---------------------------|-----------|-------------|-----------------|--------------------------|--------------------|------------------------------|-----------------|---|
| <b>Oddibe McDowell, L</b> (1, 8)<br>OBP: 0.290, SLG: 0.290   | 0-1<br>E3<br>WP BLK<br>1B |           | 2-3<br>K    |                 | 1-1<br>FC3-6<br>WP<br>1B | 4-0<br>1B<br>BB    |                              | 1-0<br>G3       |   |
| <b>Jeff Treadway, L</b> (1, 4)<br>OBP: 0.321, SLG: 0.360   | 2-2<br>1B                 |           | 1-0<br>G3-1 |                 | 4-1<br>1B<br>BB          | 0-0<br>FC5-4<br>1B |                              | 4-2<br>BB<br>BB |   |
| <b>Lonnie Smith, R</b> (1, 7)<br>OBP: 0.443, SLG: 0.601  | 1-0<br>L9                 |           |             | 2-0<br>F9       | 1-0<br>1B<br>1B          | 0-0<br>FC5-4       |                              | 4-1<br>BB       |   |
| <b>Andres Thomas, R</b> (1, 6)<br>OBP: 0.260, SLG: 0.374<br><b>Joe Boever, R</b> (9, 1)  | 0-3<br>K                  |           |             | 0-3<br>K        | 1-1<br>BB<br>1B          |                    | 1-0<br>FC6-4<br>1B           | 2-2<br>P6       |   |
| <b>Dale Murphy, R</b> (1, 9)<br>OBP: 0.307, SLG: 0.336   | 0-1<br>P6                 |           |             | 2-0<br>BB<br>1B | 4-0<br>BB                |                    | 0-0<br>FC6-4<br>FC5-4<br>1B  | 3-2<br>P3       |   |
| <b>Tommy Gregg, L</b> (1, 3)<br>OBP: 0.333, SLG: 0.360   |                           | 0-1<br>F8 |             | 4-2<br>BB       | 1-2<br>F7                |                    | 1 SAFE<br>0-1<br>FC5-4<br>1B | 1-1<br>G6-3     |   |
| <b>Jeff Blauser, R</b> (1, 5)<br>OBP: 0.288, SLG: 0.404  |                           | 0-3<br>K  |             | 2-3<br>K        |                          | 2-3<br>K           | 0-0<br>FC5-4                 | 2-3<br>K        |   |
| <b>Bruce Benedict, R</b> (1, 2)<br>OBP: 0.303, SLG: 0.236  |                           | 1-1<br>P3 |             |                 | 0-0<br>F7                | 2-0<br>BLK<br>1B   | 0-0<br>G1-3                  |                 |   |
| <b>Derek Liliquist, L</b><br><b>Sergio Valdez, R</b><br><b>Jeff Wetherby, L</b><br><b>Jim Abbott, R</b><br><b>Darrell Evans, L</b><br><b>Paul Assenmacher, L</b><br><b>Mark Eichhorn, R</b><br><b>Geromimo Berroa, R</b><br><b>Ed Whitfield, R</b> |                           |           | 1-1<br>P3   |                 | 4-2<br>FC3-6<br>BB       | 1-1<br>F7          |                              | 2-2<br>F8       |   |

| Inning Stats | R: 1 | H: 1 | E: 1 | K: 1 | S: 12 | R: 0 | H: 0 | E: 0 | K: 1 | S: 7 | R: 0 | H: 0 | E: 0 | K: 1 | S: 8 | R: 0 | H: 1 | E: 0 | K: 2 | S: 11 | R: 2 | H: 2 | E: 0 | K: 0 | S: 13 | R: 1 | H: 2 | E: 0 | K: 1 | S: 10 | R: 0 | H: 2 | E: 0 | K: 0 | S: 6 | R: 0 | H: 0 | E: 0 | K: 0 | S: 10 | R: 0 | H: 0 | E: 0 | K: 1 | S: 14 | 1B: 8 | 2B: 0 | 3B: 0 | HR: 0 | SF: 0 | SAC: 0 | DP: 0 | HBP: 0 | WP: 2 | PA: 43 |
|--------------|------|------|------|------|-------|------|------|------|------|------|------|------|------|------|------|------|------|------|------|-------|------|------|------|------|-------|------|------|------|------|-------|------|------|------|------|------|------|------|------|------|-------|------|------|------|------|-------|-------|-------|-------|-------|-------|--------|-------|--------|-------|--------|
|--------------|------|------|------|------|-------|------|------|------|------|------|------|------|------|------|------|------|------|------|------|-------|------|------|------|------|-------|------|------|------|------|-------|------|------|------|------|------|------|------|------|------|-------|------|------|------|------|-------|-------|-------|-------|-------|-------|--------|-------|--------|-------|--------|

| PITCHER                                     | IP  | WLS | BF | H | R | ER | SO | BB | IBB | HBP | BLK | WP | HR | S  | P  | ERA  | WHIP  |
|---|-----|-----|----|---|---|----|----|----|-----|-----|-----|----|----|----|----|------|-------|
| <b>David Cone, R</b> (1, 1)<br>ERA: 3.98    | 5.0 |     | 24 | 4 | 3 | 2  | 5  | 4  | 0   | 0   | 1   | 2  | 0  | 51 | 85 | 3.60 | 1.600 |
| <b>Rick Aguilera, R</b> (6, 1)<br>ERA: 1.72 | 2.0 | W   | 11 | 4 | 1 | 1  | 1  | 1  | 0   | 0   | 1   | 0  | 0  | 16 | 26 | 4.50 | 2.500 |
| <b>Randy Myers, L</b> (8, 1)<br>ERA: 1.39   | 2.0 | S   | 8  | 0 | 0 | 0  | 1  | 2  | 0   | 0   | 0   | 0  | 0  | 24 | 43 | 0.00 | 1.000 |

| Batter   | 1   | 2                                | 3                             | 4                                | 5                             | 6                                | 7                            | 8                                | 9                            | AB R H RBI BB SO LOB  | TOP   |                                  |                              |                                  |                               |                                  |                              |                                 |                                  |                                    |                                  |        |  |  |  |  |  |  |  |  |  |  |  |  |  |
|--|---|----------------------------------|-------------------------------|----------------------------------|-------------------------------|----------------------------------|------------------------------|----------------------------------|------------------------------|---|---|----------------------------------|------------------------------|----------------------------------|-------------------------------|----------------------------------|------------------------------|---------------------------------|----------------------------------|------------------------------------|----------------------------------|--------|--|--|--|--|--|--|--|--|--|--|--|--|--|
| Mookie Wilson, S<br>OBP: 0.233, SLG: 0.290<br>(1, 8)   | 0-1<br>CS<br>1B                                       | 0-0<br>F7                        |                               |                                  | 1-3<br>K                      |                                  | 0-0<br>G4-3                  |                                  | 1-2<br>G1-3                  | 5 0 1 0 0 1 3   |   |                                  |                              |                                  |                               |                                  |                              |                                 |                                  |                                    |                                  |        |  |  |  |  |  |  |  |  |  |  |  |  |  |
| Keith Hernandez, L<br>OBP: 0.340, SLG: 0.380<br>(1, 3)   | 3-2<br>SAFE<br>SAFE<br>1-2<br>F7                      |                                  | 1-1<br>F8                     |                                  | 0-1<br>G4-3                   |                                  | 2-2<br>F7                    |                                  | 0-1<br>G3-1                  | 5 0 0 0 0 0 2   |   |                                  |                              |                                  |                               |                                  |                              |                                 |                                  |                                    |                                  |        |  |  |  |  |  |  |  |  |  |  |  |  |  |
| Howard Johnson, S<br>OBP: 0.367, SLG: 0.614<br>(1, 5)<br>(7, 6)  | 4-0<br>1B<br>BB                                       |                                  | 3-3<br>K                      |                                  |                               | 1-0<br>2B                        |                              | 0-0<br>HR                        |                              | 3 2 2 1 1 1 0   |   |                                  |                              |                                  |                               |                                  |                              |                                 |                                  |                                    |                                  |        |  |  |  |  |  |  |  |  |  |  |  |  |  |
| Darryl Strawberry, L<br>OBP: 0.318, SLG: 0.518<br>(1, 9)   | 1-1<br>SAFE<br>FC6-4<br>1-3<br>1B                     |                                  | 3-2<br>G3-1                   |                                  |                               | 3-2<br>F7                        |                              | 2-3<br>K                         |                              | 4 0 1 0 0 1 1   |   |                                  |                              |                                  |                               |                                  |                              |                                 |                                  |                                    |                                  |        |  |  |  |  |  |  |  |  |  |  |  |  |  |
| Kevin McReynolds, R<br>OBP: 0.339, SLG: 0.407<br>(1, 7)  | 1-1<br>FC6-4<br>1-2f                                  |                                  |                               | 1-0<br>F9                        |                               | 1-0<br>2B                        |                              | 0-3<br>K                         |                              | 4 0 1 1 0 1 2   |   |                                  |                              |                                  |                               |                                  |                              |                                 |                                  |                                    |                                  |        |  |  |  |  |  |  |  |  |  |  |  |  |  |
| Gregg Jefferies, S<br>OBP: 0.279, SLG: 0.322<br>(1, 4)   |   | 0-0<br>G5-3                      |                               | 2-1<br>L5                        |                               | 2-1<br>L7                        |                              | 0-1<br>E<br>1B                   |                              | 4 0 1 0 0 0 1   |   |                                  |                              |                                  |                               |                                  |                              |                                 |                                  |                                    |                                  |        |  |  |  |  |  |  |  |  |  |  |  |  |  |
| Mackey Sasser, L<br>OBP: 0.288, SLG: 0.374<br>(1, 2)   |   | 1-0<br>E7<br>FC6-5               |                               | 1-1<br>FC5-4<br>1B               |                               | 1-1<br>L3-1                      |                              | 1-0<br>E5                        |                              | 4 0 1 0 0 0 2   |   |                                  |                              |                                  |                               |                                  |                              |                                 |                                  |                                    |                                  |        |  |  |  |  |  |  |  |  |  |  |  |  |  |
| Kevin Elster, R<br>OBP: 0.254, SLG: 0.281<br>Don Aase, R<br>(7, 1)<br>Tim Teufel, R<br>OBP: 0.387, SLG: 0.341<br>Rick Aguilera, R<br>(8, 1)  |   | 3-2<br>FC6-5<br>1B               |                               | 1-0<br>FC5-4                     |                               |                                  | 0-0<br>G6-3                  | 2-3<br>K                         |                              | 3 0 0 0 0 0 2<br>0 0 0 0 0 0 0<br>1 0 0 0 0 1 2<br>0 0 0 0 0 0 0                  | AB 37<br>R 2<br>H 9<br>RBI 2<br>BB 1<br>SO 5<br>LOB 15                                |                                  |                              |                                  |                               |                                  |                              |                                 |                                  |                                    |                                  |        |  |  |  |  |  |  |  |  |  |  |  |  |  |
| Bob Ojeda, L<br>OBP: 0.189, SLG: 0.167<br>Jeff Innis, R<br>(4, 1)<br>Lee Mazzilli, S<br>OBP: 0.366, SLG: 0.316<br>Kevin Tapani, R<br>(5, 1)<br>Dave Magadan, L<br>OBP: 0.379, SLG: 0.435<br>(7, 5) |   | 2-2<br>1B                        |                               | 3-2<br>G3                        |                               |                                  | 2-1<br>G4-3<br>2B            |                                  | 1-0<br>F8                    | 1 0 1 0 0 0 0<br>0 0 0 0 0 0 0<br>1 0 0 0 0 0 0<br>0 0 0 0 0 0 0<br>2 0 1 0 0 0 0 |  |                                  |                              |                                  |                               |                                  |                              |                                 |                                  |                                    |                                  |        |  |  |  |  |  |  |  |  |  |  |  |  |  |
| Inning Stats   | R: 0<br>E: 0<br>K: 0<br>S: 10                         | H: 2<br>LOB: 2<br>BB: 1<br>P: 19 | R: 0<br>E: 1<br>K: 0<br>S: 11 | H: 1<br>LOB: 2<br>BB: 0<br>P: 17 | R: 0<br>E: 0<br>K: 1<br>S: 10 | H: 0<br>LOB: 0<br>BB: 0<br>P: 17 | R: 0<br>E: 0<br>K: 0<br>S: 6 | H: 1<br>LOB: 1<br>BB: 0<br>P: 11 | R: 0<br>E: 0<br>K: 1<br>S: 8 | H: 0<br>LOB: 0<br>BB: 0<br>P: 12  | R: 1<br>E: 0<br>K: 0<br>S: 9  | H: 2<br>LOB: 1<br>BB: 0<br>P: 17 | R: 0<br>E: 0<br>K: 0<br>S: 8 | H: 1<br>LOB: 1<br>BB: 0<br>P: 12 | R: 1<br>E: 1<br>K: 3<br>S: 15 | H: 2<br>LOB: 2<br>BB: 0<br>P: 20 | R: 0<br>E: 0<br>K: 0<br>S: 7 | H: 0<br>LOB: 0<br>BB: 0<br>P: 9 | 1B: 5<br>2B: 3<br>3B: 0<br>HR: 1 | SF: 0<br>SAC: 0<br>DP: 0<br>HBP: 0 | WP: 0<br>PB: 0<br>SB: 0<br>CS: 1 | PA: 38 |  |  |  |  |  |  |  |  |  |  |  |  |  |
| PITCHER  | IP WLS BF H R ER SO BB IBB HBP BLK WP HR S P ERA WHIP |                                  |                               |                                  |                               |                                  |                              |                                  |                              |   |   |                                  |                              |                                  |                               |                                  |                              |                                 |                                  |                                    |                                  |        |  |  |  |  |  |  |  |  |  |  |  |  |  |
| Marty Clary, R<br>ERA: 2.89<br>Jim Acker, R<br>ERA: 2.62<br>Joe Boever, R<br>ERA: 3.08   | (1, 1)<br>(7, 1)<br>(9, 1)                            | 6.2<br>1.1<br>1.0                | W<br>7<br>3                   | 28<br>2<br>0                     | 7<br>2<br>0                   | 1<br>1<br>0                      | 2<br>3<br>0                  | 1<br>0<br>0                      | 0<br>0<br>0                  | 0<br>0<br>0   | 0<br>0<br>0   | 0<br>1<br>0                      | 58<br>19<br>7                | 99<br>26<br>9                    | 1.35<br>6.75<br>0.00          | 1.200<br>1.500<br>0.000          |                              |                                 |                                  |                                    |                                  |        |  |  |  |  |  |  |  |  |  |  |  |  |  |

**New York Mets @ Atlanta Braves**  
Atlanta-Fulton County Stadium, Atlanta, GA  
Sun Jul 16 1989, 3:33 AM EDT  
Att: 16,977 - Unknown

[livebaseballscorecards.com](http://livebaseballscorecards.com)



| Batter   | 1           | 2                        | 3               | 4                         | 5           | 6                                 | 7                          | 8                     | 9 |
|--|-------------|--------------------------|-----------------|---------------------------|-------------|-----------------------------------|----------------------------|-----------------------|---|
| <b>Oddibe McDowell, L</b> (1, 8)<br>OBP: 0.295, SLG: 0.293 | 0-0<br>B5-3 | 0-2<br>FC4-2<br>1B       |                 | 0-1<br>G6-4-3<br>BB<br>1B |             | 4-0<br>BB<br>BB<br>BB             |                            | 2-1<br>BB<br>BB<br>BB |   |
| <b>Jeff Blauser, R</b> (1, 4)<br>OBP: 0.291, SLG: 0.403    | 1-2<br>F8   | 1-0<br>E<br>1B           |                 | 4-0<br>G6-4-3<br>BB       |             | 0-1<br>F9                         |                            | 2-2<br>3-H<br>G4-3    |   |
| <b>Jeff Treadway, L</b> (8, PH)<br>OBP: 0.320, SLG: 0.359  |             | 1-2<br>2-H<br>3-H<br>1B  |                 | 1-2<br>2-3<br>BB          |             |                                   |                            |                       |   |
| <b>Lonnie Smith, R</b> (1, 7)<br>OBP: 0.441, SLG: 0.595    | 3-2<br>1B   | 1-1<br>SAFE<br>F9        |                 | 1-0<br>G6-4-3             |             | 3-3<br>K                          |                            |                       |   |
| <b>Andres Thomas, R</b> (1, 6)<br>OBP: 0.260, SLG: 0.370   | 0-0<br>P4   |                          | 1-0<br>G1-3     | 2-3<br>K                  |             | 4-1<br>BB<br>BB<br>BB<br>BB<br>BB |                            |                       |   |
| <b>Dale Murphy, R</b> (1, 9)<br>OBP: 0.306, SLG: 0.335     |             | 1-0<br>G4-3              | 2-1<br>BB<br>1B |                           | 0-0<br>G6-3 |                                   | 0-0<br>G5-4-3              |                       |   |
| <b>Darrell Evans, L</b> (1, 3)<br>OBP: 0.291, SLG: 0.359   |             | 2-0<br>HR                | 2-3<br>K        |                           | 0-1<br>HR   |                                   | 2-0<br>P4                  |                       |   |
| <b>Jody Davis, R</b> (1, 2)<br>OBP: 0.240, SLG: 0.219      |             | 1-1<br>2B<br>FC4-2<br>1B | 4-2<br>BB       |                           | 1-1<br>G4-3 |                                   | 0-0<br>G5-3                |                       |   |
| <b>Ed Whited, R</b> (1, 5)<br>OBP: 0.182, SLG: 0.190       |             | 0-0<br>FC4-2<br>1B<br>2B | 2-3<br>K        |                           | 0-0<br>G6-3 |                                   | 4-1<br>F9<br>S<br>WP<br>BB |                       |   |
| <b>Marty Clary, R</b> (1, 1)<br>OBP: 0.444, SLG: 0.375     |             | 4-0<br>FC4-2<br>1B<br>BB |                 | 0-0<br>BB<br>G6-4-3<br>1B |             | 1-0<br>G6-3                       |                            | 2-2<br>F9             |   |
| <b>Jim Acker, R</b> (7, 1)<br>OBP: 0.250, SLG: 0.250       |             |                          |                 |                           |             |                                   |                            |                       |   |
| <b>Jeff Wetherby, L</b> (8, PH)<br>OBP: 0.429, SLG: 0.417  |             |                          |                 |                           |             |                                   |                            |                       |   |
| <b>Joe Boever, R</b> (9, 1)<br>OBP: 0.429, SLG: 0.417      |             |                          |                 |                           |             |                                   |                            |                       |   |

| Inning Stats | R: 0<br>E: 0<br>K: 8 | H: 1<br>LOB: 1<br>BB: 0<br>P: 12 | R: 3<br>E: 1<br>K: 0<br>S: 12 | H: 4<br>LOB: 2<br>BB: 1<br>P: 22 | R: 0<br>E: 0<br>K: 2<br>S: 13 | H: 1<br>LOB: 2<br>BB: 1<br>P: 24 | R: 1<br>E: 0<br>K: 1<br>S: 7 | H: 2<br>LOB: 1<br>BB: 1<br>P: 14 | R: 1<br>E: 0<br>K: 0<br>S: 6 | H: 1<br>LOB: 0<br>BB: 0<br>P: 7 | R: 0<br>E: 0<br>K: 1<br>S: 6 | H: 0<br>LOB: 1<br>BB: 1<br>P: 14 | R: 0<br>E: 0<br>K: 0<br>S: 3 | H: 0<br>LOB: 0<br>BB: 1<br>P: 9 | R: 1<br>E: 0<br>K: 0<br>S: 12 | H: 1<br>LOB: 1<br>BB: 1<br>P: 22 |
|--------------|----------------------|----------------------------------|-------------------------------|----------------------------------|-------------------------------|----------------------------------|------------------------------|----------------------------------|------------------------------|---------------------------------|------------------------------|----------------------------------|------------------------------|---------------------------------|-------------------------------|----------------------------------|
|--------------|----------------------|----------------------------------|-------------------------------|----------------------------------|-------------------------------|----------------------------------|------------------------------|----------------------------------|------------------------------|---------------------------------|------------------------------|----------------------------------|------------------------------|---------------------------------|-------------------------------|----------------------------------|

| PITCHER                                     | IP  | WLS | BF | H | R | ER | SO | BB | IBB | HBP | BLK | WP | HR | S  | P    | ERA   | WHIP  |
|---|-----|-----|----|---|---|----|----|----|-----|-----|-----|----|----|----|------|-------|-------|
| <b>Bob Ojeda, L</b> (1, 1)<br>ERA: 4.19     | 3.0 | L   | 20 | 8 | 4 | 4  | 2  | 3  | 0   | 0   | 0   | 0  | 1  | 36 | 65   | 12.00 | 3.667 |
| <b>Jeff Innis, R</b> (4, 1)<br>ERA: 2.38    | 1.0 |     | 2  | 0 | 0 | 0  | 1  | 0  | 0   | 0   | 0   | 0  | 4  | 7  | 0.00 | 0.000 |       |
| <b>Kevin Tapani, R</b> (5, 1)<br>ERA: 3.68  | 2.0 |     | 8  | 1 | 1 | 1  | 1  | 1  | 0   | 0   | 0   | 0  | 1  | 12 | 21   | 4.50  | 1.000 |
| <b>Don Aase, R</b> (7, 1)<br>ERA: 2.48      | 1.0 |     | 3  | 0 | 0 | 0  | 0  | 1  | 0   | 0   | 0   | 0  | 3  | 9  | 0.00 | 1.000 |       |
| <b>Rick Aguilera, R</b> (8, 1)<br>ERA: 1.84 | 1.0 |     | 5  | 1 | 1 | 1  | 0  | 1  | 0   | 0   | 0   | 1  | 0  | 12 | 22   | 9.00  | 2.000 |

| AB | R | H | RBI | BB | SO | LOB |
|----|---|---|-----|----|----|-----|
| 4  | 0 | 2 | 0   | 1  | 0  | 3   |
| 3  | 0 | 1 | 2   | 1  | 0  | 1   |
| 1  | 0 | 0 | 0   | 0  | 0  | 1   |
| 4  | 0 | 1 | 0   | 0  | 1  | 5   |
| 3  | 0 | 0 | 0   | 1  | 1  | 2   |
| 4  | 0 | 1 | 0   | 0  | 0  | 1   |
| 4  | 2 | 2 | 2   | 0  | 1  | 1   |
| 3  | 0 | 1 | 0   | 1  | 0  | 0   |
| 3  | 2 | 1 | 0   | 1  | 1  | 2   |
| 2  | 2 | 1 | 0   | 1  | 0  | 0   |
| 0  | 0 | 0 | 0   | 0  | 0  | 0   |
| 1  | 0 | 0 | 0   | 0  | 0  | 1   |
| 0  | 0 | 0 | 0   | 0  | 0  | 0   |

| WP | PA | 3B | SF | SAC | DP | HBP |
|----|----|----|----|-----|----|-----|
| 1  | 38 | 0  | 0  | 0   | 2  | 0   |

**New York Mets @ Atlanta Braves**  
 Atlanta-Fulton County Stadium, Atlanta, GA  
 Sun Jul 16 1989, 3:33 AM EDT  
 Att. 16,977 - Unknown

|            |           |
|------------|-----------|
| <b>AB</b>  | <b>32</b> |
| <b>R</b>   | <b>6</b>  |
| <b>H</b>   | <b>10</b> |
| <b>RBI</b> | <b>4</b>  |
| <b>BB</b>  | <b>6</b>  |
| <b>SO</b>  | <b>4</b>  |
| <b>LOB</b> | <b>17</b> |







Houston Astros @ New York Mets  
 Shea Stadium, Flushing, NY  
 Mon Jul 17 1989, 7:05 PM EDT  
 Att: 36,278 - Unknown

livebaseballscorecards.com



WP: 0 PA: 49  
 PB: 0  
 SB: 1  
 CS: 0

AB 41  
 R 12  
 H 14  
 RBI 12  
 BB 7  
 SO 6  
 LOB 24

AB R H RBI BB SO LOB

|   |   |   |   |   |   |   |
|---|---|---|---|---|---|---|
| 5 | 1 | 3 | 2 | 1 | 0 | 0 |
| 4 | 2 | 1 | 3 | 1 | 1 | 3 |
| 6 | 1 | 2 | 4 | 0 | 1 | 3 |
| 3 | 1 | 1 | 2 | 1 | 0 | 3 |
| 2 | 0 | 0 | 0 | 0 | 0 | 1 |
| 5 | 0 | 1 | 0 | 0 | 1 | 2 |
| 4 | 1 | 1 | 0 | 1 | 0 | 1 |
| 4 | 3 | 4 | 0 | 1 | 0 | 0 |
| 4 | 2 | 1 | 1 | 1 | 1 | 4 |
| 2 | 1 | 0 | 0 | 1 | 1 | 4 |
| 1 | 0 | 0 | 0 | 0 | 0 | 1 |
| 1 | 0 | 0 | 0 | 0 | 1 | 2 |

Batter 1 2 3 4 5 6 7 8 9

|   |                   |                            |                        |  |                          |  |                            |                                    |
|---|-------------------|----------------------------|------------------------|--|--------------------------|--|----------------------------|------------------------------------|
| Billy Hatcher, R<br>OBP: 0.297, SLG: 0.332<br>(1, 7)  | 1-0<br>F8         | 2-2<br>1B<br>1-2 2-H       | 4-0<br>E<br>IBB        |  | 0-0<br>P4                |  | 1-2<br>1B<br>3-H           | 2-2<br>FC5-4<br>1B<br>1-2 2-3      |
| Eric Yelding, R<br>OBP: 0.333, SLG: 0.314<br>(1, 4)   | 4-1<br>BB<br>BB   | 1-0<br>1B<br>1-3 2-H       | 0-0<br>SF7             |  | 1-3<br>K                 |  | 0-0<br>G5-3                | 0-0<br>FC5-4<br>2B<br>1-2f 2-3 3-H |
| Ken Caminiti, S<br>OBP: 0.299, SLG: 0.353<br>(1, 5)   | 0-3<br>K          | 2-0<br>HR<br>1B<br>2-H 3-H | 1-1<br>E5              |  | 2-1<br>F9                |  | 2-1<br>F8                  | 0-0<br>2B<br>1-H 3-H               |
| Glenn Davis, R<br>OBP: 0.339, SLG: 0.461<br>Greg Gross, L<br>OBP: 0.300, SLG: 0.183<br>(1, 3) (7, 3)  | 4-0<br>SAFE<br>BB | 1-2<br>HR                  | 1-2<br>G5-3            |  | 0-1<br>F9                |  | 2-2<br>P5                  | 0-1<br>G3-1                        |
| Rafael Ramirez, R<br>OBP: 0.288, SLG: 0.311<br>(1, 6)   | 1-2<br>G1-3       | 1-2<br>F8                  |                        |  | 0-0<br>F9                |  | 1-0<br>K                   |                                    |
| Mark Davidson, R<br>OBP: 0.333, SLG: 0.389<br>(1, 9)  |                   | 1-1<br>L5                  | 4-1<br>1B<br>2B<br>BB  |  | 0-0<br>FC3-2<br>1B       |  | 2-1<br>G6-3                |                                    |
| Alex Trevino, R<br>OBP: 0.370, SLG: 0.478<br>(1, 2)   |                   | 4-1<br>1B<br>BB<br>BB      | 1-0<br>2B<br>SF7<br>1B |  | 2-1<br>E7<br>FC3-2<br>1B |  | 2-2<br>FC1-6<br>1B         | 1-0<br>1B<br>FC5-4<br>2B           |
| Gerald Young, S<br>OBP: 0.329, SLG: 0.269<br>(1, 8)   |                   | 2-3<br>K                   | 1-1<br>E<br>2B         |  | 0-1<br>FC3-2             |  | 2-1<br>FC1-6<br>G4-3<br>1B | 4-1<br>FC5-4<br>1B<br>2B<br>BB     |
| Bob Knepper, L<br>OBP: 0.351, SLG: 0.452<br>Craig Reynolds, L<br>OBP: 0.270, SLG: 0.255<br>Danny Darwin, R<br>OBP: 0.091, SLG: 0.100<br>(1, 1) (7, PH) (7, 1) | 4-2<br>1B<br>BB   | 4-2<br>1B<br>BB            | 1-3<br>K               |  | 1-0<br>F9                |  | 2-0<br>G4-3                | 2-3<br>K                           |

|                     |                          |                         |                           |                         |                           |                         |                          |                         |                          |                        |                          |                        |                           |                         |                          |                         |                           |                         |   |
|---------------------|--------------------------|-------------------------|---------------------------|-------------------------|---------------------------|-------------------------|--------------------------|-------------------------|--------------------------|------------------------|--------------------------|------------------------|---------------------------|-------------------------|--------------------------|-------------------------|---------------------------|-------------------------|---|
| <b>Inning Stats</b> | R: 0 H: 0 E: 0 K: 1 S: 8 | H: 0 LOB: 2 BB: 2 P: 18 | R: 6 H: 4 E: 0 K: 1 S: 22 | H: 4 LOB: 0 BB: 2 P: 40 | R: 2 H: 2 E: 1 K: 1 S: 13 | H: 2 LOB: 3 BB: 2 P: 26 | R: 0 H: 2 E: 1 K: 0 S: 7 | H: 2 LOB: 2 BB: 0 P: 10 | R: 0 H: 0 E: 0 K: 1 S: 6 | H: 0 LOB: 0 BB: 0 P: 9 | R: 0 H: 0 E: 0 K: 1 S: 7 | H: 0 LOB: 0 BB: 0 P: 9 | R: 1 H: 2 E: 0 K: 0 S: 10 | H: 2 LOB: 1 BB: 0 P: 17 | R: 0 H: 1 E: 0 K: 0 S: 9 | H: 1 LOB: 1 BB: 0 P: 15 | R: 3 H: 3 E: 0 K: 1 S: 13 | H: 3 LOB: 1 BB: 1 P: 22 | 1B: 10 SF: 1<br>2B: 3 SAC: 0<br>3B: 0 DP: 0<br>HR: 1 HBP: 0 |
|---------------------|--------------------------|-------------------------|---------------------------|-------------------------|---------------------------|-------------------------|--------------------------|-------------------------|--------------------------|------------------------|--------------------------|------------------------|---------------------------|-------------------------|--------------------------|-------------------------|---------------------------|-------------------------|---|

|   |     |     |    |   |   |    |    |    |     |     |     |    |    |    |    |       |       |
|---|-----|-----|----|---|---|----|----|----|-----|-----|-----|----|----|----|----|-------|-------|
| <b>PITCHER</b>                            | IP  | WLS | BF | H | R | ER | SO | BB | IBB | HBP | BLK | WP | HR | S  | P  | ERA   | WHIP  |
| David West, L<br>ERA: 6.86<br>(1, 1)      | 2.2 | L   | 21 | 6 | 8 | 8  | 3  | 5  | 1   | 0   | 0   | 0  | 1  | 40 | 80 | 27.00 | 4.125 |
| Wally Whitehurst, R<br>ERA: 5.4<br>(3, 1) | 2.1 |     | 9  | 2 | 0 | 0  | 1  | 0  | 0   | 0   | 0   | 0  | 0  | 16 | 23 | 0.00  | 0.857 |
| Jeff Innis, R<br>ERA: 2.35<br>(6, 1)      | 2.0 |     | 8  | 2 | 1 | 1  | 1  | 0  | 0   | 0   | 0   | 0  | 0  | 17 | 26 | 4.50  | 1.000 |
| Don Aase, R<br>ERA: 3.05<br>(8, 1)        | 2.0 |     | 11 | 4 | 3 | 3  | 1  | 1  | 0   | 0   | 0   | 0  | 0  | 22 | 37 | 13.50 | 2.500 |

|                |    |     |    |   |   |    |    |    |     |     |     |    |    |   |   |     |      |
|----------------|----|-----|----|---|---|----|----|----|-----|-----|-----|----|----|---|---|-----|------|
| <b>PITCHER</b> | IP | WLS | BF | H | R | ER | SO | BB | IBB | HBP | BLK | WP | HR | S | P | ERA | WHIP |
|----------------|----|-----|----|---|---|----|----|----|-----|-----|-----|----|----|---|---|-----|------|

BOTTOM

Houston Astros @ New York Mets  
Shea Stadium, Flushing, NY  
Mon Jul 17 1989, 7:05 PM EDT  
Att. 36,278 - Unknown

livebaseballscores.com

AB 34  
R 3  
H 9  
RBI 3  
BB 1  
SO 2  
LOB 13



WP: 0 PA: 36  
PB: 0  
SB: 1  
CS: 0

AB R H RBI BB SO LOB

3 0 1 1 1 1 1

4 0 0 0 0 0 4

0 0 0 0 0 0 0

4 1 3 1 0 0 0

3 0 0 0 0 0 1

1 0 0 0 0 0 1

4 0 1 0 0 1 1

4 0 0 0 0 0 3

4 1 1 1 0 0 0

4 1 3 0 0 0 0

0 0 0 0 0 0 0

0 0 0 0 0 0 0

1 0 0 0 0 0 1

0 0 0 0 0 0 0

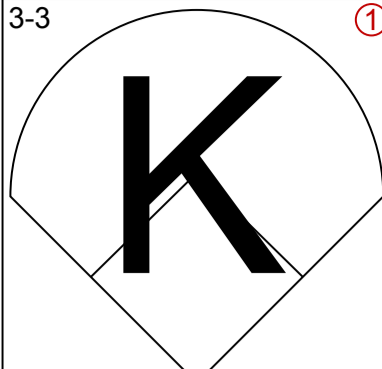
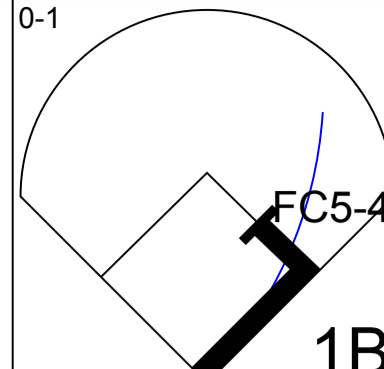
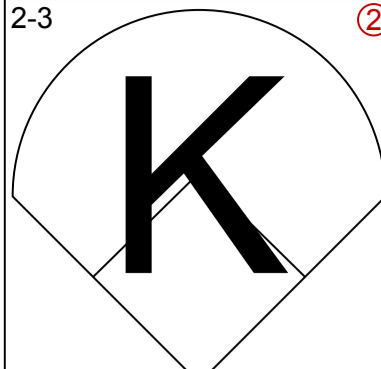
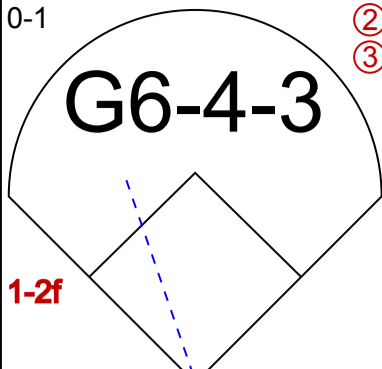
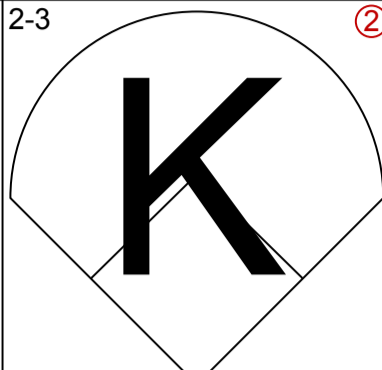
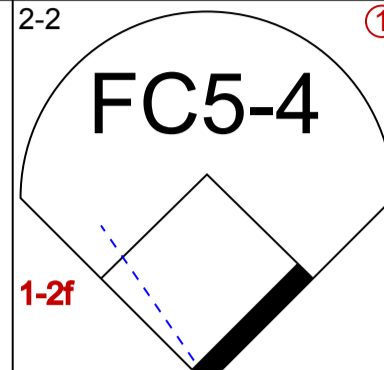
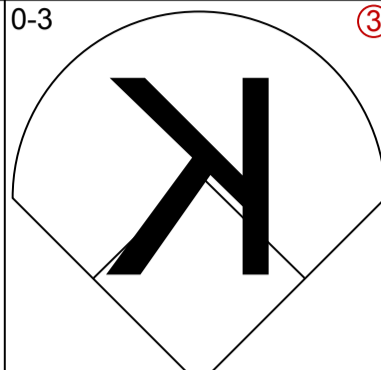
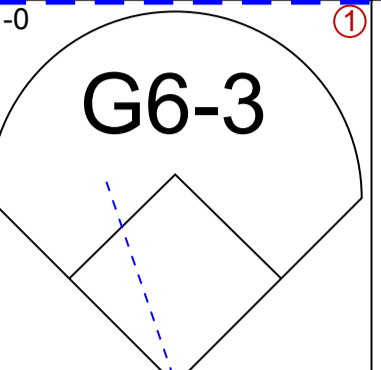
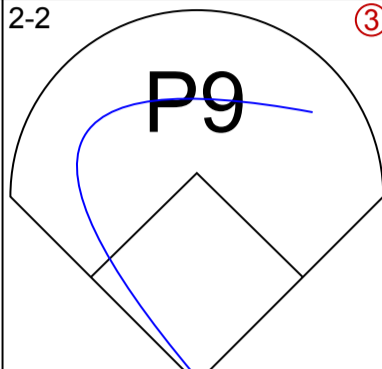
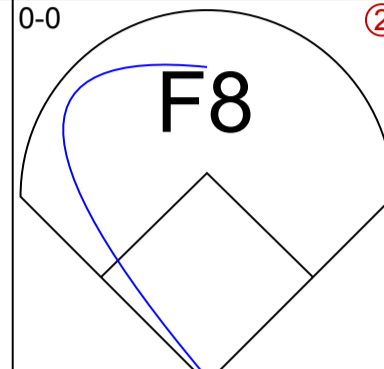
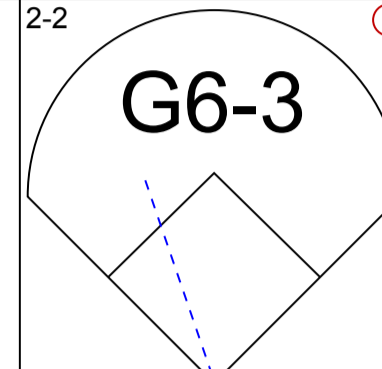
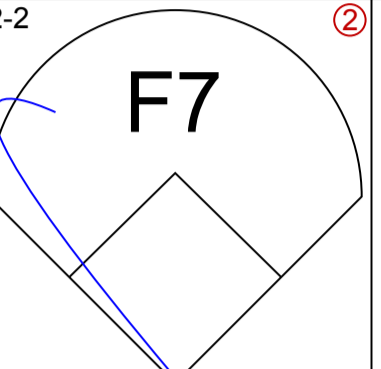
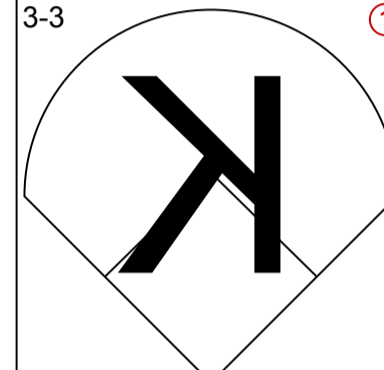
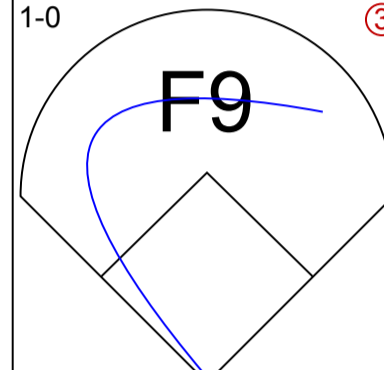
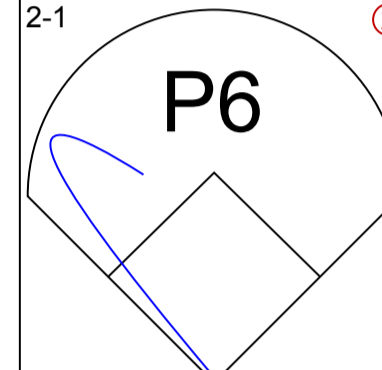
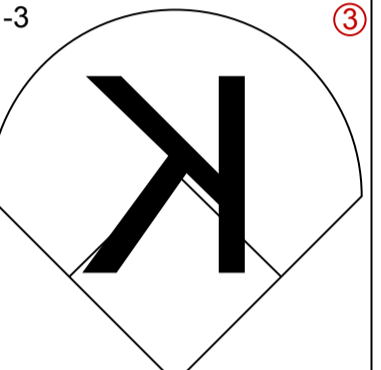
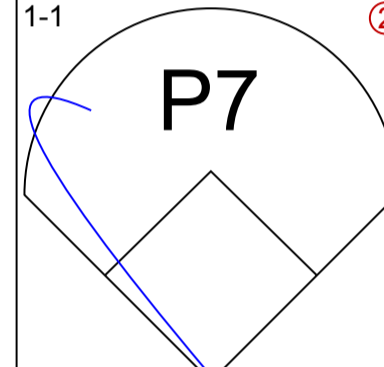
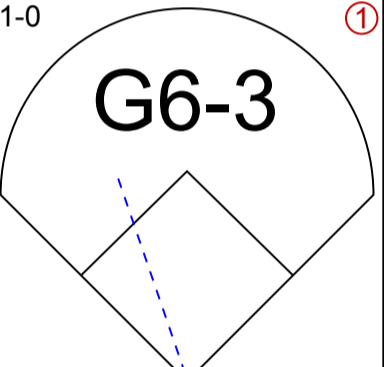
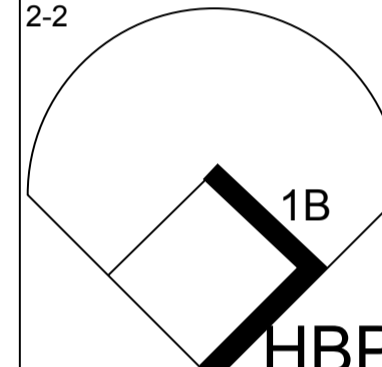
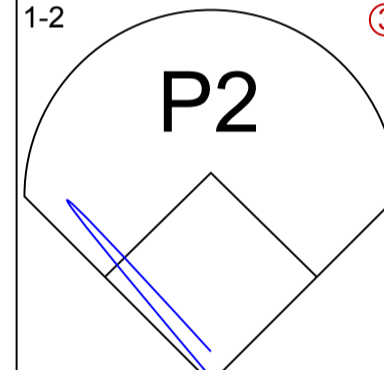
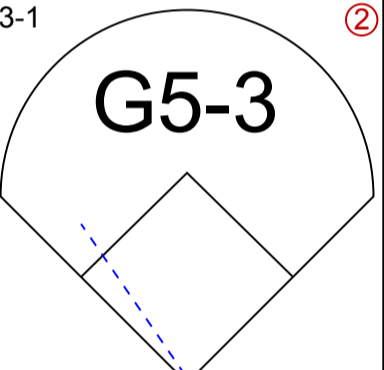
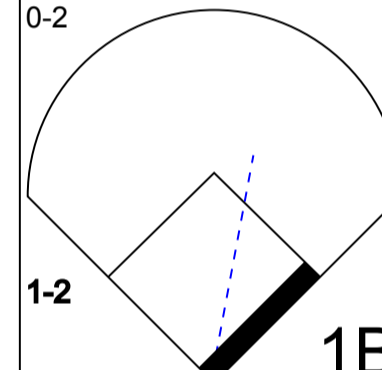
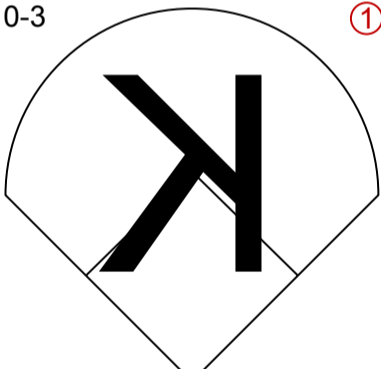
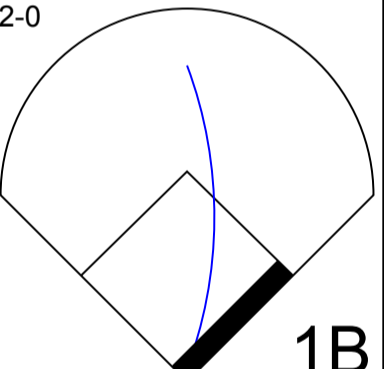
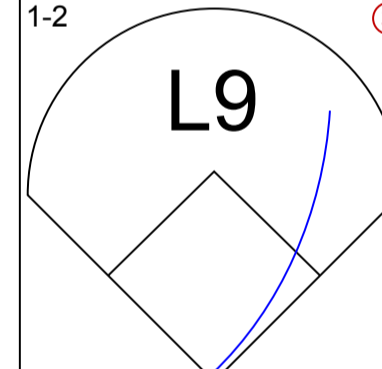
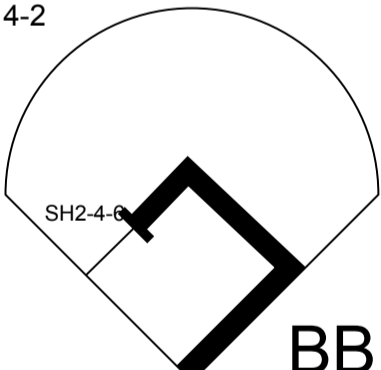
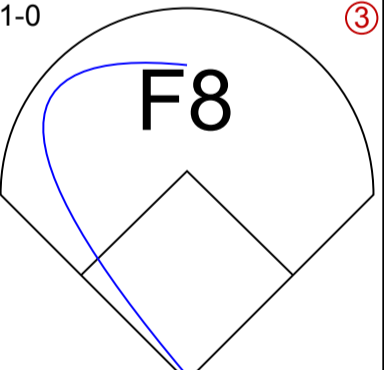
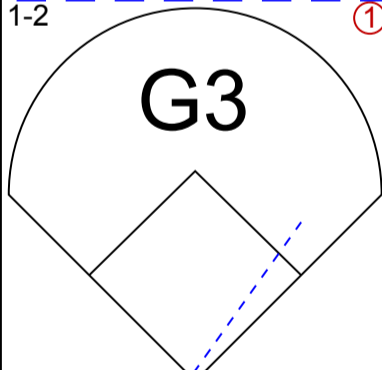
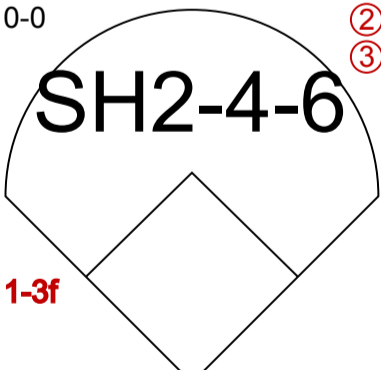
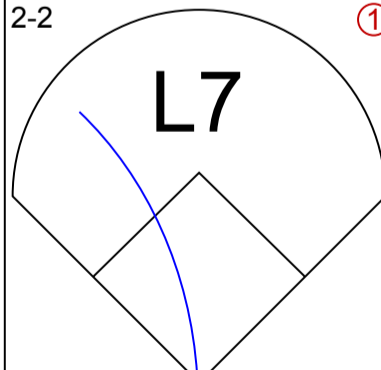
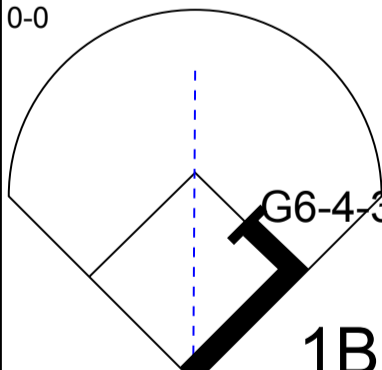
2 0 0 0 0 0 1

1B: 5 SF: 0  
2B: 3 SAC: 1  
3B: 0 DP: 1  
HR: 2 HBP: 0

| Batter  | 1           | 2         | 3                  | 4           | 5                            | 6                 | 7                 | 8         | 9         |
|---|-------------|-----------|--------------------|-------------|------------------------------|-------------------|-------------------|-----------|-----------|
| Mookie Wilson, S<br>(1, 9)<br>OBP: 0.238, SLG: 0.291<br>(8, 8)  | 1-3<br>K    |           | 2-1<br>G1-3        |             | 2-2<br>1B                    |                   | 4-0<br>BB         |           |           |
| Juan Samuel, R<br>(1, 8)<br>OBP: 0.303, SLG: 0.362<br>Don Aase, R<br>(8, 1)   | 1-0<br>G4-3 |           | 0-2<br>G4-3        |             | 1 SAFE<br>3-H<br>2-2<br>G4-3 |                   | 1-1<br>F8         |           |           |
| Howard Johnson, S<br>(1, 6)<br>OBP: 0.372, SLG: 0.625   | 0-0<br>P5   |           |                    | 3-2<br>HR   |                              | 0-0<br>1B         |                   | 0-1<br>1B |           |
| Kevin McReynolds, R<br>(1, 7)<br>OBP: 0.333, SLG: 0.399<br>Mark Carreon, R<br>(8, 7)<br>OBP: 0.333, SLG: 0.510  |             | 1-0<br>F8 |                    | 2-1<br>F8   |                              | 1-2<br>F7         |                   | 2-2<br>P4 |           |
| Keith Hernandez, L<br>(1, 3)<br>OBP: 0.338, SLG: 0.376  |             | 1-3<br>K  |                    | 2-0<br>G4-3 |                              | 3-2<br>L1-3<br>1B |                   | 0-0<br>F8 |           |
| Tim Teufel, R<br>(1, 4)<br>OBP: 0.373, SLG: 0.328   |             | 2-0<br>F7 |                    | 1-2<br>G6-3 |                              | 2-2<br>L1-3       |                   | 1-2<br>L4 |           |
| Gregg Jefferies, S<br>(1, 5)<br>OBP: 0.276, SLG: 0.329  |             |           | 0-0<br>HR          |             | 2-1<br>L8                    |                   | 0-0<br>F8         |           | 0-2<br>F8 |
| Mackey Sasser, L<br>(1, 2)<br>OBP: 0.306, SLG: 0.408  |             |           | 0-0<br>SH1-3<br>2B |             | 0-0<br>G3-1<br>1B<br>2B      |                   | 1-2<br>G4-3<br>1B |           | 1-2<br>F7 |
| David West, L<br>(1, 1)<br>OBP: 0.250, SLG: 0.250<br>Wally Whitehurst, R<br>(3, 1)<br>Dave Magadan, L<br>(5, PH)<br>OBP: 0.375, SLG: 0.430<br>Jeff Innis, R<br>(8, 1)<br>Lee Mazzilli, S<br>(7, PH)<br>OBP: 0.355, SLG: 0.305<br>(8, 9) |             |           | 0-0<br>SH1-3       |             | 1-2<br>G3-1                  |                   | 3-2<br>G4-3       |           | 0-1<br>P5 |

| Inning Stats | R: 0 | H: 0 | E: 0 | K: 1 | S: 5  | LOB: 0 | BB: 0 | P: 7  |
|--------------|------|------|------|------|-------|--------|-------|-------|
|              | R: 0 | H: 0 | E: 0 | K: 1 | S: 5  | LOB: 0 | BB: 0 | P: 9  |
|              | R: 1 | H: 2 | E: 0 | K: 0 | S: 8  | LOB: 1 | BB: 0 | P: 10 |
|              | R: 1 | H: 1 | E: 0 | K: 0 | S: 9  | LOB: 0 | BB: 0 | P: 17 |
|              | R: 1 | H: 2 | E: 0 | K: 0 | S: 15 | LOB: 1 | BB: 0 | P: 22 |
|              | R: 0 | H: 2 | E: 0 | K: 0 | S: 13 | LOB: 1 | BB: 0 | P: 19 |
|              | R: 0 | H: 1 | E: 0 | K: 0 | S: 18 | LOB: 2 | BB: 1 | P: 27 |
|              | R: 0 | H: 1 | E: 0 | K: 0 | S: 10 | LOB: 1 | BB: 0 | P: 13 |
|              | R: 0 | H: 0 | E: 0 | K: 0 | S: 11 | LOB: 0 | BB: 0 | P: 12 |

| PITCHER                                | IP  | WLS | BF | H | R | ER | SO | BB | IBB | HBP | BLK | WP | HR | S  | P  | ERA  | WHIP  |
|--|-----|-----|----|---|---|----|----|----|-----|-----|-----|----|----|----|----|------|-------|
| Bob Knepper, L<br>ERA: 5.65<br>(1, 1)  | 6.0 | W   | 24 | 7 | 3 | 3  | 2  | 0  | 0   | 0   | 0   | 0  | 2  | 55 | 84 | 4.50 | 1.167 |
| Danny Darwin, R<br>ERA: 1.98<br>(7, 1) | 3.0 | S   | 12 | 2 | 0 | 0  | 0  | 1  | 0   | 0   | 0   | 0  | 0  | 39 | 52 | 0.00 | 1.000 |

| Batter  | 1  | 2                                | 3  | 4   | 5  | 6   | 7  | 8  | 9  | AB R H RBI BB SO LOB             | TOP                           |                                  |                               |                                  |                              |                                 |                              |                                  |                                  |                                    |                                  |        |
|---|--|----------------------------------|--|---|--|---|--|--|--|----------------------------------|-------------------------------|----------------------------------|-------------------------------|----------------------------------|------------------------------|---------------------------------|------------------------------|----------------------------------|----------------------------------|------------------------------------|----------------------------------|--------|
| <b>Billy Hatcher, R</b> (1, 7)<br>OBP: 0.296, SLG: 0.331  | 3-3<br>       |                                  |  | 0-1<br>FC5-4<br>1B<br>   |  | 2-3<br>          |  | 0-1<br>G6-4-3<br>1-2f<br> |  | 4 0 1 0 0 2 1                    |                               |                                  |                               |                                  |                              |                                 |                              |                                  |                                  |                                    |                                  |        |
| <b>Eric Yelding, R</b> (1, 4)<br>OBP: 0.302, SLG: 0.282   | 2-3<br>       |                                  |  | 2-2<br>FC5-4<br>1-2f<br> |  | 0-3<br>          |  |  | 1-0<br>G6-3<br>           | 4 0 0 0 0 2 1                    |                               |                                  |                               |                                  |                              |                                 |                              |                                  |                                  |                                    |                                  |        |
| <b>Ken Caminiti, S</b> (1, 5)<br>OBP: 0.296, SLG: 0.349   | 2-2<br>P9<br> |                                  |  | 0-0<br>F8<br>            |  |   | 2-2<br>G6-3<br> |  | 2-2<br>F7<br>             | 4 0 0 0 0 0 1                    |                               |                                  |                               |                                  |                              |                                 |                              |                                  |                                  |                                    |                                  |        |
| <b>Glenn Davis, R</b> (1, 3)<br>OBP: 0.337, SLG: 0.457    |  |                                  | 3-3<br>                   |   | 1-0<br>F9<br>   |   | 2-1<br>P6<br>   |  | 1-3<br>                   | 3 0 0 0 0 1 1                    |                               |                                  |                               |                                  |                              |                                 |                              |                                  |                                  |                                    |                                  |        |
| <b>Greg Gross, L</b> (7, 3)<br>OBP: 0.300, SLG: 0.183     |  |                                  |  |   |  |   |  |  |  | 0 0 0 0 0 0 0                    |                               |                                  |                               |                                  |                              |                                 |                              |                                  |                                  |                                    |                                  |        |
| <b>Alex Trevino, R</b> (9, PH)<br>OBP: 0.365, SLG: 0.471  |  |                                  |  |   |  |   |  |  |  | 1 0 0 0 0 1 0                    |                               |                                  |                               |                                  |                              |                                 |                              |                                  |                                  |                                    |                                  |        |
| <b>Craig Biggio, R</b> (1, 2)<br>OBP: 0.327, SLG: 0.382   |  |                                  | 1-1<br>P7<br>             |   |  | 1-0<br>G6-3<br>  |  | 2-2<br>                   |  | 2 0 0 0 0 0 0                    |                               |                                  |                               |                                  |                              |                                 |                              |                                  |                                  |                                    |                                  |        |
| <b>Rafael Ramirez, R</b> (1, 6)<br>OBP: 0.269, SLG: 0.311 |  |                                  | 1-2<br>P2<br>            |   |  | 3-1<br>G5-3<br> |  | 0-2<br>                  |  | 3 0 1 0 0 0 0                    |                               |                                  |                               |                                  |                              |                                 |                              |                                  |                                  |                                    |                                  |        |
| <b>Mark Davidson, R</b> (1, 9)<br>OBP: 0.333, SLG: 0.381  |  |                                  |  | 0-3<br>                  |  | 2-0<br>        |  | 1-2<br>L9<br>           |  | 3 0 1 0 0 1 2                    |                               |                                  |                               |                                  |                              |                                 |                              |                                  |                                  |                                    |                                  |        |
| <b>Gerald Young, S</b> (1, 8)<br>OBP: 0.329, SLG: 0.267   |  |                                  | 4-2<br>SH2-4f<br>BB<br> |   | 1-0<br>F8<br> |   |  | 1-2<br>G3<br>           |  | 2 0 0 0 1 0 1                    |                               |                                  |                               |                                  |                              |                                 |                              |                                  |                                  |                                    |                                  |        |
| <b>Bob Forsch, R</b> (1, 1)<br>OBP: 0.188, SLG: 0.188     |  |                                  | 0-0<br>SH2-4-6<br>      |   |  | 2-2<br>L7<br>  |  |  | 0-0<br>G6-4-3<br>1B<br> | 0 0 0 0 0 0 0                    |                               |                                  |                               |                                  |                              |                                 |                              |                                  |                                  |                                    |                                  |        |
| <b>Dan Schatzeder, L</b> (3, 1)                           |  |                                  |  |   |  |   |  |  |  | 1 0 0 0 0 0 0                    |                               |                                  |                               |                                  |                              |                                 |                              |                                  |                                  |                                    |                                  |        |
| <b>Juan Agosto, L</b> (7, 1)<br>OBP: 0.250, SLG: 0.250    |  |                                  |  |   |  |   |  |  |  | 0 0 0 0 0 0 0                    |                               |                                  |                               |                                  |                              |                                 |                              |                                  |                                  |                                    |                                  |        |
| <b>Terry Puhl, L</b> (8, PH)<br>OBP: 0.363, SLG: 0.410    |  |                                  |  |   |  |   |  |  |  | 1 0 1 0 0 0 0                    |                               |                                  |                               |                                  |                              |                                 |                              |                                  |                                  |                                    |                                  |        |
| <b>Mark Portugal, R</b> (8, 1)                            |  |                                  |  |   |  |   |  |  |  | 0 0 0 0 0 0 0                    |                               |                                  |                               |                                  |                              |                                 |                              |                                  |                                  |                                    |                                  |        |
| <b>Inning Stats</b>                                       | R: 0<br>E: 0<br>K: 2<br>S: 10  | H: 0<br>LOB: 0<br>BB: 0<br>P: 17 | R: 0<br>E: 0<br>K: 1<br>S: 11  | H: 0<br>LOB: 0<br>BB: 0<br>P: 16  | R: 0<br>E: 0<br>K: 1<br>S: 8   | H: 0<br>LOB: 0<br>BB: 1<br>P: 12  | R: 0<br>E: 0<br>K: 0<br>S: 7   | H: 1<br>LOB: 1<br>BB: 0<br>P: 10   | R: 0<br>E: 0<br>K: 0<br>S: 5   | H: 1<br>LOB: 1<br>BB: 0<br>P: 12 | R: 0<br>E: 0<br>K: 2<br>S: 11 | H: 0<br>LOB: 0<br>BB: 0<br>P: 15 | R: 0<br>E: 0<br>K: 0<br>S: 15 | H: 1<br>LOB: 2<br>BB: 0<br>P: 22 | R: 0<br>E: 0<br>K: 0<br>S: 6 | H: 1<br>LOB: 0<br>BB: 0<br>P: 7 | R: 0<br>E: 0<br>K: 1<br>S: 8 | H: 0<br>LOB: 0<br>BB: 0<br>P: 12 | 1B: 4<br>2B: 1<br>3B: 0<br>HR: 0 | SF: 0<br>SAC: 1<br>DP: 2<br>HBP: 1 | WP: 0<br>PB: 0<br>SB: 0<br>CS: 0 | PA: 31 |
| <b>PITCHER</b>  | IP   | WLS                              | BF   | H   | R  | ER  | SO   | BB   | IBB  | HBP                              | BLK                           | WP                               | HR                            | S                                | P                            | ERA                             | WHIP                         |                                  |                                  |                                    |                                  |        |
| <b>Sid Fernandez, L</b> (1, 1)<br>ERA: 2.69               | 7.0  | W                                | 25   | 3   | 0  | 0   | 6  | 1  | 0  | 1                                | 0                             | 0                                | 0                             | 67                               | 104                          | 0.00                            | 0.571                        |                                  |                                  |                                    |                                  |        |
| <b>Jeff Innis, R</b> (8, 1)<br>ERA: 2.2                   | 1.0  |                                  | 3  | 1   | 0  | 0   | 0  | 0  | 0  | 0                                | 0                             | 0                                | 0                             | 6                                | 7                            | 0.00                            | 1.000                        |                                  |                                  |                                    |                                  |        |
| <b>Randy Myers, L</b> (9, 1)<br>ERA: 1.37                 | 1.0  |                                  | 3  | 0   | 0  | 0   | 1  | 0  | 0  | 0                                | 0                             | 0                                | 0                             | 8                                | 12                           | 0.00                            | 0.000                        |                                  |                                  |                                    |                                  |        |

**Houston Astros @ New York Mets**  
Shea Stadium, Flushing, NY  
Tue Jul 18 1989, 7:05 PM EDT  
Att. 35,664 - Unknown

livebaseballscorecards.com

|     |    |
|-----|----|
| AB  | 28 |
| R   | 0  |
| H   | 4  |
| RBI | 0  |
| BB  | 1  |
| SO  | 7  |
| LOB | 7  |





| Batter   | 1   | 2   | 3   | 4   | 5   | 6  | 7  | 8   | 9  | AB R H RBI BB SO LOB   | TOP  |
|--|---|---|---|---|---|--|--|---|--|--|--|
| Gerald Young, S<br>OBP: 0.326, SLG: 0.264<br>(1, 8)<br>B<br>C<br>B<br>F<br>X   | 2-2<br>F7<br>①  |   | 1-3<br>K<br>③   |   |   | 1-1<br>L7<br>①   |  | 0-0<br>G4-3<br>③  |  | 4 0 0 0 0 1 1  |  |
| Craig Reynolds, L<br>OBP: 0.261, SLG: 0.245<br>(1, 5)<br>C<br>B<br>B<br>F<br>S | 3-3<br>K<br>②   |   |   | 3-3<br>K<br>①   |   | 1-1<br>P6<br>②   |  | 0-1<br>P4<br>①  |  | 4 0 0 0 0 2 0  |  |
| Bill Doran, S<br>OBP: 0.327, SLG: 0.385<br>(1, 4)<br>B<br>F<br>F<br>X          | 1-2<br>G4-3<br>③  |   |   | 1-2<br>G4-3<br>②  |   | 2-3<br>K<br>③  |  | 1-3<br>K<br>②   |  | 4 0 0 0 0 2 0  |  |
| Glenn Davis, R<br>OBP: 0.338, SLG: 0.475<br>(1, 3)                             |   | 0-0<br>HR<br>①  |   | 2-2<br>HR<br>①  |   | 2-3<br>K<br>①  |  | 0-2<br>G6-3<br>③  |  | 4 2 2 2 0 1 0  |  |
| Terry Puhl, L<br>OBP: 0.358, SLG: 0.404<br>(1, 9)<br>C<br>S<br>F               |   | 0-3<br>K<br>①   |   | 1-1<br>G4-3<br>③  |   | 2-0<br>P6<br>②   |  |   |  | 3 0 0 0 0 1 0  |  |
| Craig Biggio, R<br>OBP: 0.323, SLG: 0.377<br>(1, 2)<br>C<br>T<br>B             |   | 1-2<br>G3<br>②  |   |   | 1-3<br>K<br>①   |  | 1-2<br>G5-3<br>③   |   |  | 3 0 0 0 0 1 0  |  |
| Greg Gross, L<br>OBP: 0.315, SLG: 0.206<br>(1, 7)<br>X<br>T<br>B<br>C<br>B     |   | 2-2<br>G6-3<br>③  |   |   | 1-2<br>1B<br>②  |  |  | 0-1<br>1B<br>①  |  | 3 0 2 0 0 0 0  |  |
| Rafael Ramirez, R<br>OBP: 0.286, SLG: 0.308<br>(1, 6)<br>B<br>X                |   |   | 1-0<br>F9<br>①  |   | 0-0<br>F9<br>②  |  |  | 1-0<br>L9<br>①  |  | 3 0 0 0 0 0 2  |  |
| Jim Clancy, R<br>OBP: 0.179, SLG: 0.185<br>(1, 1)<br>S<br>X                    |   |   | 0-1<br>F8<br>②  |   | 2-1<br>G4-3<br>③  |  |  | 0-0<br>F8<br>②  |  | 2 0 0 0 0 0 1  |  |
| Juan Agosto, L<br>OBP: 0.250, SLG: 0.250<br>(5, 1)                             |   |   |   |   |   |  |  |   |  | 0 0 0 0 0 0 0  |  |
| Ken Caminiti, S<br>OBP: 0.295, SLG: 0.348<br>(8, PH)                           |   |   |   |   |   |  |  |   |  | 1 0 0 0 0 0 1  |  |
| Dave Smith, R<br>(8, 1)  |   |   |   |   |   |  |  |   |  | 0 0 0 0 0 0 0  |  |
| <b>Inning Stats</b>  | R: 0<br>E: 0<br>K: 1<br>S: 9<br>H: 0<br>LOB: 0<br>BB: 0<br>P: 15  | R: 1<br>E: 0<br>K: 1<br>S: 11<br>H: 1<br>LOB: 0<br>BB: 0<br>P: 14 | R: 0<br>E: 0<br>K: 1<br>S: 6<br>H: 0<br>LOB: 0<br>BB: 0<br>P: 8 | R: 1<br>E: 0<br>K: 1<br>S: 14<br>H: 1<br>LOB: 0<br>BB: 0<br>P: 21 | R: 0<br>E: 0<br>K: 1<br>S: 10<br>H: 1<br>LOB: 1<br>BB: 0<br>P: 14 | R: 0<br>E: 0<br>K: 1<br>S: 7<br>H: 0<br>LOB: 0<br>BB: 0<br>P: 11 | R: 0<br>E: 0<br>K: 1<br>S: 8<br>H: 0<br>LOB: 0<br>BB: 0<br>P: 13 | R: 0<br>E: 0<br>K: 0<br>S: 5<br>H: 1<br>LOB: 1<br>BB: 0<br>P: 6 | R: 0<br>E: 0<br>K: 1<br>S: 9<br>H: 0<br>LOB: 0<br>BB: 0<br>P: 10 | 1B: 2<br>2B: 0<br>3B: 0<br>HR: 2<br>SF: 0<br>SAC: 0<br>DP: 0<br>HBP: 0 | WP: 0<br>PB: 0<br>SB: 0<br>CS: 0<br>PA: 31 |
| <b>PITCHER</b><br>David Cone, R<br>ERA: 3.84<br>(1, 1)                         | IP: 9.0<br>WLS: W<br>BF: 31<br>H: 4<br>R: 2<br>ER: 2<br>SO: 8<br>BB: 0<br>IBB: 0<br>HBP: 0<br>BLK: 0<br>WP: 0<br>HR: 2<br>S: 79<br>P: 112<br>ERA: 2.00<br>WHIP: 0.444 |   |   |   |   |  |  |   |  |  |  |

Houston Astros @ New York Mets  
Shea Stadium, Flushing, NY  
Wed Jul 19 1989, 7:05 PM EDT  
Att: 35,511 - Unknown

livebaseballscorecards.com

AB 31  
R 2  
H 4  
RBI 2  
BB 0  
SO 8  
LOB 5





**BOTTOM**

**Houston Astros @ New York Mets**  
 Shea Stadium, Flushing, NY  
 Wed Jul 19 1989, 7:05 PM EDT  
 Att. 35,511 - Unknown

[livebaseballscorecards.com](http://livebaseballscorecards.com)

|            |           |
|------------|-----------|
| <b>AB</b>  | <b>34</b> |
| <b>R</b>   | <b>8</b>  |
| <b>H</b>   | <b>11</b> |
| <b>RBI</b> | <b>7</b>  |
| <b>BB</b>  | <b>3</b>  |
| <b>SO</b>  | <b>3</b>  |
| <b>LOB</b> | <b>12</b> |




|       |        |
|-------|--------|
| WP: 0 | PA: 40 |
| PB: 0 | SB: 0  |
| CS: 0 |        |

| AB    | R     | H     | RBI    | BB    | SO    | LOB   |        |
|-------|-------|-------|--------|-------|-------|-------|--------|
| 4     | 0     | 1     | 0      | 0     | 1     | 0     |        |
| 4     | 1     | 2     | 1      | 0     | 1     | 0     |        |
| 3     | 0     | 0     | 0      | 2     | 0     | 4     |        |
| 3     | 2     | 1     | 2      | 1     | 0     | 0     |        |
| 4     | 0     | 0     | 0      | 0     | 0     | 4     |        |
| 4     | 2     | 2     | 1      | 0     | 0     | 0     |        |
| 4     | 2     | 3     | 1      | 0     | 0     | 0     |        |
| 4     | 1     | 1     | 1      | 0     | 1     | 2     |        |
| 4     | 0     | 1     | 1      | 0     | 0     | 2     |        |
| 1B: 9 | SF: 1 | 2B: 1 | SAC: 1 | 3B: 0 | DP: 0 | HR: 1 | HBP: 0 |

| Batter   | 1                        | 2                        | 3                          | 4                         | 5                         | 6                         | 7                        | 8                         | 9 |
|--|--------------------------|--------------------------|----------------------------|---------------------------|---------------------------|---------------------------|--------------------------|---------------------------|---|
| <b>Juan Samuel, R</b><br>OBP: 0.304, SLG: 0.361 (1, 8)       | 2-1<br>G4-3              |                          |                            | 1-3<br>K                  | 0-0<br>SH2-3              |                           | 1-0<br>G6-3              | 0-1<br>1B                 |   |
| <b>Dave Magadan, L</b><br>OBP: 0.376, SLG: 0.428 (1, 3)      | 2-2<br>G3                |                          |                            | 3-1<br>HR 1B              | 2-1<br>SF9                |                           | 3-3<br>K                 | 0-0<br>FC6-4 1B           |   |
| <b>Howard Johnson, S</b><br>OBP: 0.372, SLG: 0.625 (1, 5)    | 1-1<br>F8                |                          |                            | 1-1<br>F8                 | 4-2<br>DI BB              |                           | 4-0<br>PO BB             | 0-0<br>FC6-4              |   |
| <b>Darryl Strawberry, L</b><br>OBP: 0.319, SLG: 0.517 (1, 9) |                          | 1-1<br>G3                |                            | 3-2<br>HR                 | 4-2<br>BB                 |                           | 0-1<br>PO                | 2-0<br>E6 1B              |   |
| <b>Kevin McReynolds, R</b><br>OBP: 0.337, SLG: 0.407 (1, 7)  |                          | 0-1<br>G5-3              |                            | 0-0<br>G1-3               | 0-0<br>L7                 |                           | 0-0<br>G4-3              | 0-0<br>G4-3 1B            |   |
| <b>Gregg Jefferies, S</b><br>OBP: 0.282, SLG: 0.334 (1, 4)   |                          | 1-0<br>F8                |                            |                           | 3-2<br>1B 1B              | 0-1<br>P6                 | 1-1<br>2B 1B             |                           |   |
| <b>Mackey Sasser, L</b><br>OBP: 0.319, SLG: 0.418 (1, 2)     |                          |                          | 2-0<br>P2                  |                           | 2-1<br>FC5 1B             | 0-1<br>1B                 | 0-2<br>1B 2B             |                           |   |
| <b>Kevin Elster, R</b><br>OBP: 0.257, SLG: 0.284 (1, 6)      |                          |                          | 2-2<br>P4                  |                           | 2-2<br>SH2-3 SF9 1B       | 2-2<br>F9                 | 0-3<br>K                 |                           |   |
| <b>David Cone, L</b><br>OBP: 0.279, SLG: 0.293 (1, 1)        |                          |                          | 2-2<br>G3                  |                           | 2-1<br>FC5 SF9 SH2-3      | 1-2<br>G1-3               | 0-2<br>1B 1B             |                           |   |
| <b>Inning Stats</b>  | R: 0 H: 0 E: 0 K: 7 S: 7 | R: 0 H: 0 E: 0 K: 5 S: 5 | R: 0 H: 0 E: 0 K: 10 S: 10 | R: 2 H: 2 E: 0 K: 1 S: 12 | R: 3 H: 3 E: 1 K: 0 S: 20 | R: 0 H: 1 E: 0 K: 0 S: 10 | R: 0 H: 0 E: 0 K: 1 S: 5 | R: 3 H: 5 E: 1 K: 1 S: 17 |   |

| PITCHER                                   | IP  | WLS | BF | H | R | ER | SO | BB | IBB | HBP | BLK | WP | HR | S  | P  | ERA  | WHIP  |
|---|-----|-----|----|---|---|----|----|----|-----|-----|-----|----|----|----|----|------|-------|
| <b>Jim Clancy, R</b><br>ERA: 4.47 (1, 1)  | 4.2 | L   | 21 | 5 | 5 | 3  | 1  | 1  | 0   | 0   | 0   | 0  | 1  | 49 | 85 | 5.79 | 1.286 |
| <b>Juan Agosto, L</b><br>ERA: 3.38 (5, 1) | 2.1 |     | 9  | 1 | 0 | 0  | 1  | 2  | 0   | 0   | 0   | 0  | 0  | 20 | 35 | 0.00 | 1.286 |
| <b>Dave Smith, R</b><br>ERA: 2.27 (8, 1)  | 1.0 |     | 9  | 5 | 3 | 1  | 1  | 0  | 0   | 0   | 0   | 0  | 0  | 17 | 20 | 9.00 | 5.000 |

| Batter   | 1   | 2                                | 3                            | 4                               | 5                             | 6                                | 7                             | 8                                | 9                            | AB R H RBI BB SO LOB                            | TOP   |                                  |                               |                                  |                              |                                  |                              |                                 |                                  |                                    |                                  |        |
|--|---|----------------------------------|------------------------------|---------------------------------|-------------------------------|----------------------------------|-------------------------------|----------------------------------|------------------------------|---|---|----------------------------------|-------------------------------|----------------------------------|------------------------------|----------------------------------|------------------------------|---------------------------------|----------------------------------|------------------------------------|----------------------------------|--------|
| <b>Oddibe McDowell, L</b> (1, 8)<br>OBP: 0.302, SLG: 0.307   | 0-0<br>B3   |                                  | 2-2<br>F9                    |                                 |                               | 0-0<br>F7                        | 1-3<br>K                      |                                  |                              | 4 0 0 0 0 1 1                                   |   |                                  |                               |                                  |                              |                                  |                              |                                 |                                  |                                    |                                  |        |
| <b>Jeff Blauser, R</b> (1, 4)<br>OBP: 0.285, SLG: 0.391  | 2-1<br>G5-3   |                                  |                              | 1-1<br>G5-3                     |                               | 1-1<br>G1-3                      |                               | 1-3<br>K                         |                              | 4 0 0 0 0 1 0                                   |   |                                  |                               |                                  |                              |                                  |                              |                                 |                                  |                                    |                                  |        |
| <b>Lonnie Smith, R</b> (1, 7)<br>OBP: 0.439, SLG: 0.582  | 3-3<br>K  |                                  |                              | 4-2<br>S<br>BB                  |                               | 4-2<br>S<br>1B<br>BB             |                               | 3-3<br>K                         |                              | 2 1 0 0 2 2 0                                   |   |                                  |                               |                                  |                              |                                  |                              |                                 |                                  |                                    |                                  |        |
| <b>Andres Thomas, R</b> (1, 6)<br>OBP: 0.256, SLG: 0.361   |   | 2-0<br>G6-4-3<br>1B              |                              | 1-3<br>K                        |                               | 1-1<br>BB<br>1B                  |                               | 1-3<br>K                         |                              | 4 0 2 1 0 2 1                                   |   |                                  |                               |                                  |                              |                                  |                              |                                 |                                  |                                    |                                  |        |
| <b>Dale Murphy, R</b> (1, 9)<br>OBP: 0.306, SLG: 0.338   |   | 0-0<br>G6-4-3<br>1-2f            |                              | 4-2<br>BB                       |                               | 4-2<br>BB<br>BB                  |                               |                                  | 0-1<br>G6-3                  | 2 0 0 0 2 0 1                                   |   |                                  |                               |                                  |                              |                                  |                              |                                 |                                  |                                    |                                  |        |
| <b>Darrell Evans, L</b> (1, 3)<br>OBP: 0.280, SLG: 0.329<br>(6, 5)   |   | 3-1<br>F8                        |                              | 2-1<br>P4                       |                               | 4-2<br>BB                        |                               |                                  | 2-3<br>K                     | 3 0 0 0 1 1 2                                   |   |                                  |                               |                                  |                              |                                  |                              |                                 |                                  |                                    |                                  |        |
| <b>Ed Whited, R</b> (1, 5)<br>OBP: 0.208, SLG: 0.182<br><b>Tommy Gregg, L</b> (6, PH)<br>OBP: 0.331, SLG: 0.370<br>(6, 3)                                  |   |                                  | 4-2<br>SH2-4<br>BB           |                                 | 1-2<br>F8                     | 1-3<br>K                         |                               |                                  | 0-1<br>F8                    | 1 0 0 0 1 0 0<br>2 0 0 0 0 1 3                  | <b>AB 27</b><br><b>R 1</b><br><b>H 2</b><br><b>RBI 1</b><br><b>BB 6</b><br><b>SO 10</b><br><b>LOB 9</b> |                                  |                               |                                  |                              |                                  |                              |                                 |                                  |                                    |                                  |        |
| <b>John Russell, R</b> (1, 2)<br>OBP: 0.185, SLG: 0.175  |   | 1-2<br>SAFE<br>F9                |                              | 2-3<br>K                        |                               |                                  | 3-3<br>K                      |                                  |                              | 3 0 0 0 0 2 1                                   |   |                                  |                               |                                  |                              |                                  |                              |                                 |                                  |                                    |                                  |        |
| <b>Derek Lilliquist, L</b> (1, 1)<br>OBP: 0.167, SLG: 0.194<br><b>Jeff Wetherby, L</b> (7, PH)<br>OBP: 0.353, SLG: 0.333<br><b>Mark Eichhorn, R</b> (7, 1) |   | 0-0<br>SH2-4                     |                              | 0-0<br>P6                       |                               |                                  | 0-0<br>G4-3                   |                                  |                              | 1 0 0 0 0 0 0<br>1 0 0 0 0 0 0<br>0 0 0 0 0 0 0 |                    |                                  |                               |                                  |                              |                                  |                              |                                 |                                  |                                    |                                  |        |
| <b>Inning Stats</b>  | R: 0<br>E: 0<br>K: 1<br>S: 6                          | H: 0<br>LOB: 0<br>BB: 0<br>P: 11 | R: 0<br>E: 0<br>K: 0<br>S: 4 | H: 1<br>LOB: 0<br>BB: 0<br>P: 9 | R: 0<br>E: 0<br>K: 0<br>S: 10 | H: 0<br>LOB: 1<br>BB: 1<br>P: 17 | R: 0<br>E: 0<br>K: 1<br>S: 11 | H: 0<br>LOB: 2<br>BB: 2<br>P: 23 | R: 0<br>E: 0<br>K: 1<br>S: 8 | H: 0<br>LOB: 0<br>BB: 0<br>P: 11                | R: 1<br>E: 0<br>K: 1<br>S: 19   | H: 1<br>LOB: 3<br>BB: 3<br>P: 34 | R: 0<br>E: 0<br>K: 2<br>S: 12 | H: 0<br>LOB: 0<br>BB: 0<br>P: 16 | R: 0<br>E: 0<br>K: 3<br>S: 9 | H: 0<br>LOB: 0<br>BB: 0<br>P: 14 | R: 0<br>E: 0<br>K: 1<br>S: 7 | H: 0<br>LOB: 0<br>BB: 0<br>P: 9 | 1B: 2<br>2B: 0<br>3B: 0<br>HR: 0 | SF: 0<br>SAC: 1<br>DP: 1<br>HBP: 0 | WP: 0<br>PB: 0<br>SB: 2<br>CS: 0 | PA: 34 |
| <b>PITCHER</b>   | IP WLS BF H R ER SO BB IBB HBP BLK WP HR S P ERA WHIP |                                  |                              |                                 |                               |                                  |                               |                                  |                              |   |   |                                  |                               |                                  |                              |                                  |                              |                                 |                                  |                                    |                                  |        |
| <b>Bob Ojeda, L</b> (1, 1)<br>ERA: 4.05  | 5.2 W 24 2 1 1 3 6 0 0 0 0 0 0 55 101 1.59 1.412      |                                  |                              |                                 |                               |                                  |                               |                                  |                              |   |   |                                  |                               |                                  |                              |                                  |                              |                                 |                                  |                                    |                                  |        |
| <b>Rick Aguilera, R</b> (6, 1)<br>ERA: 1.74  | 3.1 S 10 0 0 0 7 0 0 0 0 0 0 0 31 43 0.00 0.000       |                                  |                              |                                 |                               |                                  |                               |                                  |                              |   |   |                                  |                               |                                  |                              |                                  |                              |                                 |                                  |                                    |                                  |        |

Atlanta Braves @ New York Mets  
Shea Stadium, Flushing, NY  
Thu Jul 20 1989, 7:05 PM EDT  
Att. 21,376 - Unknown

livebaseballscorecards.com

| Batter  | 1   | 2   | 3   | 4   | 5   | 6   | 7   | 8   | 9   | AB  | R   | H   | RBI   | BB  | SO  | LOB   |   |   |  |
|---|---|---|---|---|---|---|---|---|---|---|---|---|---|---|---|---|---|---|--|
| Juan Samuel, R<br>OBP: 0.307, SLG: 0.364 (1, 8)       | 0-1<br>G4-3<br>2B   | 0-1<br>G6-4-3   |   |   | 4-1<br>L5-3<br>BB   |   |   | 1-2<br>F8   |   | 3   | 1   | 1   | 0   | 1   | 0   | 2   |   |   |  |
| Dave Magadan, L<br>OBP: 0.378, SLG: 0.429 (1, 3)      | 2-1<br>G4-3<br>2-3  |   | 3-2<br>E8<br>HR<br>1B   |   | 1-2<br>F8   |   |   | 1-1<br>E<br>1B<br>1B  |   | 4   | 1   | 2   | 0   | 0   | 0   | 2   |   |   |  |
| Howard Johnson, S<br>OBP: 0.374, SLG: 0.627 (1, 5)    | 0-1<br>2B   |   | 2-0<br>F8   |   | 1-0<br>L5-3   |   |   | 2-1<br>E4<br>1B   |   | 4   | 1   | 2   | 1   | 0   | 0   | 2   |   |   |  |
| Darryl Strawberry, L<br>OBP: 0.321, SLG: 0.532 (1, 9) | 3-2<br>2B   |   | 1-2<br>HR   |   | 1-3<br>K  |   |   | 3-3<br>K  |   | 4   | 1   | 2   | 3   | 0   | 2   | 2   |   |   |  |
| Kevin McReynolds, R<br>OBP: 0.333, SLG: 0.402 (1, 7)  | 1-1<br>G6-3   |   | 2-1<br>F8   |   | 3-2<br>F9   |   |   | 2-0<br>G6-3   |   | 4   | 0   | 0   | 0   | 0   | 0   | 3   |   |   |  |
| Gregg Jefferies, S<br>OBP: 0.279, SLG: 0.331 (1, 4)   | 3-2<br>G3-1   |   | 0-1<br>G4-3   |   | 0-0<br>G6-3   |   |   |   |   | 3   | 0   | 0   | 0   | 0   | 0   | 1   |   |   |  |
| Phil Lombardi, R<br>OBP: 0.243, SLG: 0.294 (1, 2)     |   | 2-0<br>P6   |   | 0-0<br>G5-3   |   |   | 3-2<br>L9   |   |   | 3   | 0   | 0   | 0   | 0   | 0   | 0   |   |   |  |
| Kevin Elster, R<br>OBP: 0.256, SLG: 0.289 (1, 6)      |   | 1-2<br>2B   |   | 2-3<br>K  |   |   | 1-1<br>G6-3   |   |   | 3   | 0   | 1   | 0   | 0   | 1   | 0   |   |   |  |
| Bob Ojeda, L<br>OBP: 0.205, SLG: 0.162 (1, 1)         |   | 4-2<br>BB   |   | 2-0<br>G3   |   |   | 2-2<br>G5-3   |   |   | 1   | 0   | 0   | 0   | 1   | 0   | 0   |   |   |  |
| Rick Aguilera, R (6, 1)                               |   |   |   |   |   |   |   |   |   | 1   | 0   | 0   | 0   | 0   | 0   | 0   |   |   |  |
| <b>Inning Stats</b>                                   | R: 2<br>E: 0<br>K: 0<br>S: 14   | H: 3<br>LOB: 1<br>BB: 0<br>P: 23  | R: 0<br>E: 0<br>K: 0<br>S: 8  | H: 1<br>LOB: 1<br>BB: 1<br>P: 15  | R: 2<br>E: 1<br>K: 0<br>S: 13   | H: 2<br>LOB: 0<br>BB: 0<br>P: 21  | R: 0<br>E: 0<br>K: 1<br>S: 5  | H: 0<br>LOB: 0<br>BB: 1<br>P: 11  | R: 0<br>E: 0<br>K: 1<br>S: 8  | H: 0<br>LOB: 0<br>BB: 0<br>P: 12  | R: 0<br>E: 0<br>K: 0<br>S: 9  | H: 2<br>LOB: 2<br>BB: 0<br>P: 21  | R: 0<br>E: 1<br>K: 1<br>S: 12   | H: 0<br>LOB: 0<br>BB: 0<br>P: 21  | 1B: 3<br>2B: 5<br>3B: 0<br>HR: 1  | SF: 0<br>SAC: 0<br>DP: 2<br>HBP: 0  | WP: 0<br>PB: 0<br>SB: 1<br>CS: 0  | PA: 32  |  |
| <b>PITCHER</b>  | IP<br>WLS<br>BF<br>H<br>R<br>ER<br>SO<br>BB<br>IBB<br>HBP<br>BLK<br>WP<br>HR<br>S<br>P<br>ERA<br>WHIP | IP<br>WLS<br>BF<br>H<br>R<br>ER<br>SO<br>BB<br>IBB<br>HBP<br>BLK<br>WP<br>HR<br>S<br>P<br>ERA<br>WHIP | IP<br>WLS<br>BF<br>H<br>R<br>ER<br>SO<br>BB<br>IBB<br>HBP<br>BLK<br>WP<br>HR<br>S<br>P<br>ERA<br>WHIP | IP<br>WLS<br>BF<br>H<br>R<br>ER<br>SO<br>BB<br>IBB<br>HBP<br>BLK<br>WP<br>HR<br>S<br>P<br>ERA<br>WHIP | IP<br>WLS<br>BF<br>H<br>R<br>ER<br>SO<br>BB<br>IBB<br>HBP<br>BLK<br>WP<br>HR<br>S<br>P<br>ERA<br>WHIP | IP<br>WLS<br>BF<br>H<br>R<br>ER<br>SO<br>BB<br>IBB<br>HBP<br>BLK<br>WP<br>HR<br>S<br>P<br>ERA<br>WHIP | IP<br>WLS<br>BF<br>H<br>R<br>ER<br>SO<br>BB<br>IBB<br>HBP<br>BLK<br>WP<br>HR<br>S<br>P<br>ERA<br>WHIP | IP<br>WLS<br>BF<br>H<br>R<br>ER<br>SO<br>BB<br>IBB<br>HBP<br>BLK<br>WP<br>HR<br>S<br>P<br>ERA<br>WHIP | IP<br>WLS<br>BF<br>H<br>R<br>ER<br>SO<br>BB<br>IBB<br>HBP<br>BLK<br>WP<br>HR<br>S<br>P<br>ERA<br>WHIP | IP<br>WLS<br>BF<br>H<br>R<br>ER<br>SO<br>BB<br>IBB<br>HBP<br>BLK<br>WP<br>HR<br>S<br>P<br>ERA<br>WHIP | IP<br>WLS<br>BF<br>H<br>R<br>ER<br>SO<br>BB<br>IBB<br>HBP<br>BLK<br>WP<br>HR<br>S<br>P<br>ERA<br>WHIP | IP<br>WLS<br>BF<br>H<br>R<br>ER<br>SO<br>BB<br>IBB<br>HBP<br>BLK<br>WP<br>HR<br>S<br>P<br>ERA<br>WHIP | IP<br>WLS<br>BF<br>H<br>R<br>ER<br>SO<br>BB<br>IBB<br>HBP<br>BLK<br>WP<br>HR<br>S<br>P<br>ERA<br>WHIP | IP<br>WLS<br>BF<br>H<br>R<br>ER<br>SO<br>BB<br>IBB<br>HBP<br>BLK<br>WP<br>HR<br>S<br>P<br>ERA<br>WHIP | IP<br>WLS<br>BF<br>H<br>R<br>ER<br>SO<br>BB<br>IBB<br>HBP<br>BLK<br>WP<br>HR<br>S<br>P<br>ERA<br>WHIP | IP<br>WLS<br>BF<br>H<br>R<br>ER<br>SO<br>BB<br>IBB<br>HBP<br>BLK<br>WP<br>HR<br>S<br>P<br>ERA<br>WHIP | IP<br>WLS<br>BF<br>H<br>R<br>ER<br>SO<br>BB<br>IBB<br>HBP<br>BLK<br>WP<br>HR<br>S<br>P<br>ERA<br>WHIP | IP<br>WLS<br>BF<br>H<br>R<br>ER<br>SO<br>BB<br>IBB<br>HBP<br>BLK<br>WP<br>HR<br>S<br>P<br>ERA<br>WHIP |  |
| Derek Lilliquist, L<br>ERA: 3.74 (1, 1)               | 6.0<br>L<br>24<br>6<br>4<br>4<br>2<br>2<br>0<br>0<br>0<br>0<br>0<br>1<br>53<br>91<br>6.00<br>1.333    |   |   |   |   |   |   |   |   |   |   |   |   |   |   |   |   |   |  |
| Mark Eichhorn, R<br>ERA: 4.05 (7, 1)                  | 2.0<br>8<br>2<br>0<br>0<br>0<br>1<br>0<br>0<br>0<br>0<br>0<br>0<br>0<br>21<br>36<br>0.00<br>1.000     |   |   |   |   |   |   |   |   |   |   |   |   |   |   |   |   |   |  |

**BOTTOM**

**Atlanta Braves @ New York Mets**  
 Shea Stadium, Flushing, NY  
 Thu Jul 20 1989, 7:05 PM EDT  
 Att. 21,376 - Unknown

livebaseballscores.com

|            |           |
|------------|-----------|
| <b>AB</b>  | <b>30</b> |
| <b>R</b>   | <b>4</b>  |
| <b>H</b>   | <b>8</b>  |
| <b>RBI</b> | <b>4</b>  |
| <b>BB</b>  | <b>2</b>  |
| <b>SO</b>  | <b>3</b>  |
| <b>LOB</b> | <b>12</b> |



Atlanta Braves @ New York Mets  
Shea Stadium, Flushing, NY

Fri Jul 21 1989, 7:05 PM EDT  
Att: 31,969 - Unknown

livebaseballscorecards.com

|     |    |
|-----|----|
| AB  | 33 |
| R   | 4  |
| H   | 10 |
| RBI | 4  |
| BB  | 6  |
| SO  | 5  |
| LOB | 17 |



AB R H RBI BB SO LOB

TOP

|   |   |   |   |   |   |   |
|---|---|---|---|---|---|---|
| 4 | 0 | 3 | 0 | 1 | 0 | 0 |
| 4 | 0 | 0 | 0 | 1 | 2 | 4 |
| 4 | 1 | 2 | 0 | 1 | 1 | 0 |
| 5 | 0 | 1 | 0 | 0 | 0 | 5 |
| 2 | 1 | 1 | 1 | 1 | 0 | 0 |
| 3 | 1 | 0 | 0 | 1 | 0 | 3 |
| 3 | 1 | 2 | 2 | 0 | 0 | 1 |
| 0 | 0 | 0 | 0 | 1 | 0 | 0 |
| 4 | 0 | 1 | 1 | 0 | 1 | 2 |
| 2 | 0 | 0 | 0 | 0 | 0 | 0 |
| 0 | 0 | 0 | 0 | 0 | 0 | 0 |
| 1 | 0 | 0 | 0 | 0 | 0 | 2 |
| 0 | 0 | 0 | 0 | 0 | 0 | 0 |
| 1 | 0 | 0 | 0 | 0 | 1 | 0 |

| Batter  | 1         | 2               | 3                                 | 4                  | 5                | 6         | 7                             | 8                      | 9               |
|---|-----------|-----------------|-----------------------------------|--------------------|------------------|-----------|-------------------------------|------------------------|-----------------|
| <b>Oddibe McDowell, L</b> (1, 8)<br>OBP: 0.310, SLG: 0.313  | 3-2<br>F7 |                 | 0-0<br>E9<br>BB<br>1B             |                    | 0-0<br>CS<br>1B  |           | 4-2<br>BB<br>1-2<br>2-3       |                        | 1-1<br>1B<br>1B |
| <b>Tommy Gregg, L</b> (1, 3)<br>OBP: 0.327, SLG: 0.361      | 1-0<br>L6 |                 | 4-1<br>BB<br>BB                   |                    | 0-2<br>CS<br>1-2 | 2-3<br>K  | 0-3<br>K                      |                        | 3-2<br>F7       |
| <b>Lonnie Smith, R</b> (1, 7)<br>OBP: 0.441, SLG: 0.581     | 2-3<br>K  |                 | 4-2<br>BB<br>G3-6-1<br>1-2<br>2-3 |                    |                  | 0-1<br>F9 |                               | 0-2<br>1B<br>SF8<br>1B | 1-0<br>1B<br>1B |
| <b>Andres Thomas, R</b> (1, 6)<br>OBP: 0.255, SLG: 0.358    |           | 0-1<br>F9       | 1-2<br>G3-6-1<br>1-2f             |                    | 1-0<br>F8        |           |                               | 0-1<br>BB<br>1B<br>1-3 | 1-1<br>F9       |
| <b>Darrell Evans, L</b> (1, 5)<br>OBP: 0.285, SLG: 0.331    |           | 3-2<br>F8       |                                   | 2-1<br>L1-3<br>1B  |                  |           | 4-1<br>1B<br>BB               | 3-2<br>SF8             |                 |
| <b>Dale Murphy, R</b> (1, 9)<br>OBP: 0.305, SLG: 0.335      |           | 4-2<br>HR<br>BB |                                   | 0-0<br>P6          |                  |           | 0-1<br>F8                     | 1-0<br>F7              |                 |
| <b>Jeff Treadway, L</b> (1, 4)<br>OBP: 0.316, SLG: 0.363    |           | 1-0<br>HR       |                                   | 2-2<br>L1-3<br>1-2 |                  |           | 1-0<br>BB<br>1B<br>1-2        | 4-1<br>BB              |                 |
| <b>Jeff Blausen, R</b> (8, PH)<br>OBP: 0.287, SLG: 0.391    |           |                 |                                   |                    |                  |           |                               |                        |                 |
| <b>John Russell, R</b> (1, 2)<br>OBP: 0.188, SLG: 0.179     |           | 1-3<br>K        |                                   |                    | 0-0<br>F4        |           | 0-2<br>BB<br>1B<br>1-2<br>2-H | 0-1<br>F4              |                 |
| <b>Marty Clary, R</b> (1, 1)<br>OBP: 0.384, SLG: 0.300      |           |                 | 0-1<br>G5-3                       |                    | 0-0<br>G6-3      |           | 2-2<br>P2                     |                        | 0-3<br>K        |
| <b>Paul Assenmacher, L</b> (6, 1)<br>OBP: 0.953, SLG: 0.333 |           |                 |                                   |                    |                  |           |                               |                        |                 |
| <b>Jeff Wetherby, L</b> (7, PH)<br>OBP: 0.313, SLG: 0.373   |           |                 |                                   |                    |                  |           |                               |                        |                 |
| <b>Geronimo Berroa, R</b> (7, PH)<br>OBP: 0.250, SLG: 0.250 |           |                 |                                   |                    |                  |           |                               |                        |                 |
| <b>Jim Acker, R</b> (7, 1)<br>OBP: 0.239, SLG: 0.218        |           |                 |                                   |                    |                  |           |                               |                        |                 |
| <b>Jody Lavis, R</b> (8, PH)                                |           |                 |                                   |                    |                  |           |                               |                        |                 |

| Inning Stats | R: 0<br>E: 0<br>K: 1<br>S: 8 | H: 0<br>LOB: 0<br>BB: 0<br>P: 14 | R: 2<br>E: 0<br>K: 1<br>S: 11 | H: 1<br>LOB: 0<br>BB: 1<br>P: 20 | R: 0<br>E: 1<br>K: 0<br>S: 9 | H: 1<br>LOB: 2<br>BB: 2<br>P: 18 | R: 0<br>E: 0<br>K: 0<br>S: 6 | H: 1<br>LOB: 0<br>BB: 0<br>P: 10 | R: 0<br>E: 0<br>K: 0<br>S: 5 | H: 1<br>LOB: 0<br>BB: 0<br>P: 5 | R: 0<br>E: 0<br>K: 1<br>S: 6 | H: 0<br>LOB: 0<br>BB: 0<br>P: 9 | R: 1<br>E: 0<br>K: 1<br>S: 17 | H: 2<br>LOB: 3<br>BB: 2<br>P: 28 | R: 1<br>E: 0<br>K: 0<br>S: 14 | H: 2<br>LOB: 2<br>BB: 1<br>P: 22 | R: 0<br>E: 0<br>K: 1<br>S: 11 | H: 2<br>LOB: 2<br>BB: 0<br>P: 17 | 1B: 9<br>2B: 1<br>3B: 0<br>HR: 1 | SF: 1<br>SAC: 0<br>DP: 2<br>HBP: 0 | WP: 0<br>PB: 0<br>SB: 0<br>CS: 1 | PA: 41 |
|--------------|------------------------------|----------------------------------|-------------------------------|----------------------------------|------------------------------|----------------------------------|------------------------------|----------------------------------|------------------------------|---------------------------------|------------------------------|---------------------------------|-------------------------------|----------------------------------|-------------------------------|----------------------------------|-------------------------------|----------------------------------|----------------------------------|------------------------------------|----------------------------------|--------|
|--------------|------------------------------|----------------------------------|-------------------------------|----------------------------------|------------------------------|----------------------------------|------------------------------|----------------------------------|------------------------------|---------------------------------|------------------------------|---------------------------------|-------------------------------|----------------------------------|-------------------------------|----------------------------------|-------------------------------|----------------------------------|----------------------------------|------------------------------------|----------------------------------|--------|

| PITCHER                                   | IP  | WLS | BF | H | R | ER | SO | BB | IBB | HBP | BLK | WP | HR | S  | P  | ERA  | WHIP  |
|---|-----|-----|----|---|---|----|----|----|-----|-----|-----|----|----|----|----|------|-------|
| <b>Ron Darling, R</b> (1, 1)<br>ERA: 4.21 | 6.1 | W   | 26 | 6 | 3 | 3  | 3  | 4  | 0   | 0   | 0   | 0  | 1  | 52 | 88 | 4.26 | 1.579 |
| <b>Randy Myers, L</b> (7, 1)<br>ERA: 1.46 | 2.2 | S   | 14 | 4 | 1 | 1  | 2  | 2  | 0   | 0   | 0   | 0  | 0  | 35 | 55 | 3.38 | 2.250 |



Atlanta Braves @ New York Mets  
Shea Stadium, Flushing, NY

Sat Jul 22 1989, 7:05 PM EDT  
Att: 49,142 - Unknown

livebaseballscorecards.com

|     |    |
|-----|----|
| AB  | 32 |
| R   | 5  |
| H   | 6  |
| RBI | 5  |
| BB  | 3  |
| SO  | 8  |
| LOB | 11 |



| Batter   | 1   | 2                                | 3                            | 4                                | 5                                | 6                                | 7                             | 8                                | 9                             | AB R H RBI BB SO LOB             | TOP                          |                                 |                              |                                  |                               |                                  |                              |                                  |                                  |                                    |                                  |        |  |  |  |  |  |
|--|---|----------------------------------|------------------------------|----------------------------------|----------------------------------|----------------------------------|-------------------------------|----------------------------------|-------------------------------|----------------------------------|------------------------------|---------------------------------|------------------------------|----------------------------------|-------------------------------|----------------------------------|------------------------------|----------------------------------|----------------------------------|------------------------------------|----------------------------------|--------|--|--|--|--|--|
| Oddibe McDowell, L (1, 8)<br>OBP: 0.305, SLG: 0.307  | 1-0<br>F8   |                                  | 0-3<br>K                     |                                  | 2-2<br>G4-3                      |                                  |                               | 3-2<br>G3                        | 2-1<br>F7                     | 5 0 0 0 0 1 1                    |                              |                                 |                              |                                  |                               |                                  |                              |                                  |                                  |                                    |                                  |        |  |  |  |  |  |
| Jeff Blauser, R (1, 4)<br>OBP: 0.291, SLG: 0.402     | 1-3<br>K  |                                  |                              | 2-0<br>2B                        | 1-2<br>2B                        |                                  |                               | 1-2<br>F9                        |                               | 4 1 2 1 0 1 0                    |                              |                                 |                              |                                  |                               |                                  |                              |                                  |                                  |                                    |                                  |        |  |  |  |  |  |
| Lonnie Smith, R (1, 7)<br>OBP: 0.442, SLG: 0.576     | 1-3<br>K  |                                  |                              | 3-2<br>2B<br>G1-2-3<br>HBP       | 3-2<br>F9                        |                                  |                               | 4-2<br>1B<br>HR<br>BB            |                               | 2 1 0 0 1 1 1                    |                              |                                 |                              |                                  |                               |                                  |                              |                                  |                                  |                                    |                                  |        |  |  |  |  |  |
| Andres Thomas, R (1, 6)<br>OBP: 0.258, SLG: 0.363    |   | 1-0<br>F9                        |                              | 2-1<br>2B                        |                                  | 0-1<br>G1-3                      |                               | 0-1<br>HR<br>1B                  |                               | 4 1 2 1 0 0 0                    |                              |                                 |                              |                                  |                               |                                  |                              |                                  |                                  |                                    |                                  |        |  |  |  |  |  |
| Dale Murphy, R (1, 9)<br>OBP: 0.309, SLG: 0.344      |   | 4-2<br>BB                        |                              | 4-0<br>IBB                       |                                  | 0-0<br>G5-3                      |                               | 1-2<br>HR                        |                               | 2 1 1 3 2 0 0                    |                              |                                 |                              |                                  |                               |                                  |                              |                                  |                                  |                                    |                                  |        |  |  |  |  |  |
| Ed Whited, R (1, 5)<br>OBP: 0.185, SLG: 0.160        |   | 1-3<br>SAFE<br>K                 |                              | 3-3<br>K                         |                                  | 3-3<br>K                         |                               | 2-2<br>FC6-4<br>1B               |                               | 3 0 0 0 0 3 4                    |                              |                                 |                              |                                  |                               |                                  |                              |                                  |                                  |                                    |                                  |        |  |  |  |  |  |
| Jeff Treadway, L (8, PH)<br>OBP: 0.318, SLG: 0.365   |   | SAFE                             |                              |                                  |                                  |                                  |                               |                                  |                               | 1 0 1 0 0 0 0                    |                              |                                 |                              |                                  |                               |                                  |                              |                                  |                                  |                                    |                                  |        |  |  |  |  |  |
| Tommy Gregg, L (1, 3)<br>OBP: 0.320, SLG: 0.352      |   | 0-0<br>B5-3                      |                              | 2-2<br>G1-2-3                    |                                  |                                  | 1-1<br>P6                     | 2-2<br>FC6-4                     |                               | 4 0 0 0 0 0 5                    |                              |                                 |                              |                                  |                               |                                  |                              |                                  |                                  |                                    |                                  |        |  |  |  |  |  |
| Jim Acker, R (8, 1)<br>OBP: 0.250, SLG: 0.250        |   |                                  |                              | 3-H                              |                                  |                                  |                               | 1-2f                             |                               | 0 0 0 0 0 0 0                    |                              |                                 |                              |                                  |                               |                                  |                              |                                  |                                  |                                    |                                  |        |  |  |  |  |  |
| John Russell, R (1, 2)<br>OBP: 0.178, SLG: 0.169     |   |                                  | 1-2<br>G3-1                  |                                  | 1-2<br>E5<br>G4-3<br>SH1-4<br>2B |                                  | 3-2<br>F7                     |                                  | 1-3<br>K                      | 4 1 0 0 0 1 0                    |                              |                                 |                              |                                  |                               |                                  |                              |                                  |                                  |                                    |                                  |        |  |  |  |  |  |
| Tom Glavine, L (1, 1)<br>OBP: 0.191, SLG: 0.200      |   |                                  | 3-3<br>K                     |                                  | 0-0<br>SH1-4                     |                                  | 1-1<br>F9                     |                                  | 1-2<br>P4                     | 1 0 0 0 0 1 0                    |                              |                                 |                              |                                  |                               |                                  |                              |                                  |                                  |                                    |                                  |        |  |  |  |  |  |
| Mark Eichhorn, R (5, 1)                              |   |                                  |                              |                                  |                                  |                                  |                               |                                  |                               | 0 0 0 0 0 0 0                    |                              |                                 |                              |                                  |                               |                                  |                              |                                  |                                  |                                    |                                  |        |  |  |  |  |  |
| Gerónimo Berroa, R (7, PH)<br>OBP: 0.310, SLG: 0.369 |   |                                  |                              |                                  |                                  |                                  |                               |                                  |                               | 1 0 0 0 0 0 0                    |                              |                                 |                              |                                  |                               |                                  |                              |                                  |                                  |                                    |                                  |        |  |  |  |  |  |
| Paul Assenmacher, L (7, 1)                           |   |                                  |                              |                                  |                                  |                                  |                               |                                  |                               | 0 0 0 0 0 0 0                    |                              |                                 |                              |                                  |                               |                                  |                              |                                  |                                  |                                    |                                  |        |  |  |  |  |  |
| Darrell Evans, L (8, 3)<br>OBP: 0.283, SLG: 0.329    |   |                                  |                              |                                  |                                  |                                  |                               |                                  |                               | 1 0 0 0 0 0 0                    |                              |                                 |                              |                                  |                               |                                  |                              |                                  |                                  |                                    |                                  |        |  |  |  |  |  |
| <b>Inning Stats</b>                                  | R: 0<br>E: 0<br>K: 2<br>S: 8                          | H: 0<br>LOB: 0<br>BB: 0<br>P: 11 | R: 0<br>E: 0<br>K: 1<br>S: 9 | H: 0<br>LOB: 1<br>BB: 1<br>P: 15 | R: 0<br>E: 0<br>K: 2<br>S: 10    | H: 0<br>LOB: 0<br>BB: 0<br>P: 14 | R: 1<br>E: 0<br>K: 1<br>S: 13 | H: 2<br>LOB: 2<br>BB: 1<br>P: 29 | R: 1<br>E: 1<br>K: 0<br>S: 16 | H: 1<br>LOB: 1<br>BB: 0<br>P: 23 | R: 0<br>E: 0<br>K: 1<br>S: 6 | H: 0<br>LOB: 0<br>BB: 0<br>P: 9 | R: 0<br>E: 0<br>K: 0<br>S: 7 | H: 0<br>LOB: 0<br>BB: 0<br>P: 12 | R: 3<br>E: 0<br>K: 0<br>S: 23 | H: 3<br>LOB: 1<br>BB: 1<br>P: 36 | R: 0<br>E: 0<br>K: 1<br>S: 9 | H: 0<br>LOB: 0<br>BB: 0<br>P: 13 | 1B: 2<br>2B: 3<br>3B: 0<br>HR: 1 | SF: 0<br>SAC: 1<br>DP: 1<br>HBP: 1 | WP: 0<br>PB: 0<br>SB: 0<br>CS: 0 | PA: 37 |  |  |  |  |  |
| <b>PITCHER</b>                                       | IP WLS BF H R ER SO BB IBB HBP BLK WP HR S P ERA WHIP |                                  |                              |                                  |                                  |                                  |                               |                                  |                               |                                  |                              |                                 |                              |                                  |                               |                                  |                              |                                  |                                  |                                    |                                  |        |  |  |  |  |  |
| Sid Fernandez, L (1, 1)<br>ERA: 2.66                 | 5.0   |                                  | 21                           | 3                                | 2                                | 1                                | 6                             | 1                                | 1                             | 1                                | 0                            | 0                               | 0                            | 56                               | 92                            | 1.80                             | 0.800                        |                                  |                                  |                                    |                                  |        |  |  |  |  |  |
| Jeff Innis, R (6, 1)<br>ERA: 2.08                    | 1.0   |                                  | 3                            | 0                                | 0                                | 0                                | 1                             | 0                                | 0                             | 0                                | 0                            | 0                               | 0                            | 6                                | 9                             | 0.00                             | 0.000                        |                                  |                                  |                                    |                                  |        |  |  |  |  |  |
| Don Aase, R (7, 1)<br>ERA: 3.38                      | 1.2   |                                  | 7                            | 1                                | 2                                | 2                                | 0                             | 1                                | 0                             | 0                                | 0                            | 0                               | 0                            | 20                               | 33                            | 10.80                            | 1.200                        |                                  |                                  |                                    |                                  |        |  |  |  |  |  |
| Rick Aguilera, R (8, 1)<br>ERA: 1.88                 | 0.1   | W                                | 3                            | 2                                | 1                                | 1                                | 0                             | 0                                | 0                             | 0                                | 0                            | 0                               | 1                            | 10                               | 15                            | 27.00                            | 6.000                        |                                  |                                  |                                    |                                  |        |  |  |  |  |  |
| Randy Myers, L (9, 1)<br>ERA: 1.44                   | 1.0   | S                                | 3                            | 0                                | 0                                | 0                                | 1                             | 0                                | 0                             | 0                                | 0                            | 0                               | 0                            | 9                                | 13                            | 0.00                             | 0.000                        |                                  |                                  |                                    |                                  |        |  |  |  |  |  |

**BOTTOM**

**Atlanta Braves @ New York Mets**  
 Shea Stadium, Flushing, NY  
 Sat Jul 22 1989, 7:05 PM EDT  
 Att. 49,142 - Unknown

livebaseballscorecards.com

|            |           |
|------------|-----------|
| <b>AB</b>  | <b>36</b> |
| <b>R</b>   | <b>7</b>  |
| <b>H</b>   | <b>14</b> |
| <b>RBI</b> | <b>7</b>  |
| <b>BB</b>  | <b>1</b>  |
| <b>SO</b>  | <b>6</b>  |
| <b>LOB</b> | <b>16</b> |



|       |        |
|-------|--------|
| WP: 0 | PA: 39 |
| PB: 0 | SB: 1  |
| CS: 2 |        |

AB R H RBI BB SO LOB

|   |   |   |   |   |   |   |
|---|---|---|---|---|---|---|
| 5 | 1 | 3 | 2 | 0 | 1 | 1 |
| 2 | 0 | 1 | 0 | 0 | 0 | 0 |
| 3 | 0 | 1 | 1 | 0 | 0 | 3 |
| 3 | 0 | 0 | 0 | 1 | 0 | 2 |
| 4 | 0 | 0 | 0 | 0 | 3 | 5 |
| 4 | 1 | 2 | 0 | 0 | 1 | 1 |
| 4 | 2 | 3 | 2 | 0 | 0 | 0 |
| 4 | 2 | 2 | 0 | 0 | 0 | 1 |
| 3 | 1 | 1 | 1 | 0 | 0 | 1 |
| 1 | 0 | 0 | 0 | 0 | 1 | 0 |
| 1 | 0 | 0 | 0 | 0 | 0 | 1 |
| 0 | 0 | 0 | 0 | 0 | 0 | 0 |
| 1 | 0 | 0 | 0 | 0 | 0 | 1 |
| 0 | 0 | 0 | 0 | 0 | 0 | 0 |
| 0 | 0 | 0 | 0 | 0 | 0 | 0 |
| 1 | 0 | 1 | 1 | 0 | 0 | 0 |
| 0 | 0 | 0 | 0 | 0 | 0 | 0 |

|        |        |
|--------|--------|
| 1B: 11 | SF: 1  |
| 2B: 1  | SAC: 0 |
| 3B: 1  | DP: 0  |
| HR: 1  | HBP: 0 |

| Batter  | 1                | 2         | 3         | 4               | 5                      | 6               | 7                | 8                        | 9 |
|---|------------------|-----------|-----------|-----------------|------------------------|-----------------|------------------|--------------------------|---|
| Juan Samuel, R<br>OBP: 0.311, SLG: 0.368<br>(1, 8)  | 3-2<br>CS<br>1B  |           | 3-3<br>K  |                 | 0-0<br>BB<br>1B        |                 | 2-1<br>1B<br>1B  | 1-2<br>FC6-4<br>S        |   |
| Tim Teufel, R<br>OBP: 0.373, SLG: 0.328<br>Dave Magadan, L<br>OBP: 0.372, SLG: 0.421<br>(5, PH)<br>(6, 3)   | 3-1<br>1-2<br>1B |           | 3-2<br>L3 |                 | 0-0<br>L9              |                 | 1-1<br>1-H<br>1B | 1-0<br>G3                |   |
| Howard Johnson, S<br>OBP: 0.371, SLG: 0.616<br>(1, 5)   | 2-2<br>F8        |           |           | 0-0<br>G6-3     | 4-2<br>BB              |                 | 1-2<br>F8        |                          |   |
| Darryl Strawberry, L<br>OBP: 0.319, SLG: 0.535<br>(1, 9)  | 2-3<br>K         |           | 2-2<br>L8 | 1-3<br>K        | 1-3<br>K               |                 | 1-3<br>K         |                          |   |
| Kevin McReynolds, R<br>OBP: 0.337, SLG: 0.407<br>(1, 7)   |                  | 1-2<br>G3 |           | 1-0<br>CS<br>1B |                        | 1-0<br>3B<br>1B | 2-3<br>K         |                          |   |
| Gregg Jefferies, S<br>OBP: 0.288, SLG: 0.358<br>(1, 4)  |                  | 1-1<br>HR |           | 2-2<br>CS       | 1-0<br>1B<br>SF8<br>2B | 1-1<br>3B       |                  | 1-2<br>L7                |   |
| Phil Lombardi, R<br>OBP: 0.268, SLG: 0.316<br>(1, 2)  |                  | 1-1<br>F8 |           |                 | 0-0<br>1B<br>1B        | 1-2<br>F8       |                  | 2-2<br>1B<br>1B          |   |
| Kevin Elster, R<br>OBP: 0.261, SLG: 0.290<br>(1, 6)   |                  | 1-0<br>F9 |           |                 | 3-2<br>SF8             | 2-1<br>F7       |                  | 1-0<br>1B<br>FC6-4<br>1B |   |
| Sid Fernandez, L<br>OBP: 0.256, SLG: 0.268<br>Mark Carrson, R<br>OBP: 0.321, SLG: 0.490<br>Jeff Innis, R<br>(5, PH)<br>Mookie Wilson, S<br>OBP: 0.239, SLG: 0.292<br>Don Aase, R<br>(6, PH)<br>Rick Aguilera, R<br>(7, 1)<br>Lee Mazzilli, S<br>OBP: 0.364, SLG: 0.317<br>Randy Myers, L<br>(8, PH)<br>(9, 1) |                  |           | 2-3<br>K  |                 | 1-2<br>BB<br>1B        | 0-1<br>G3-1     |                  | 2-0<br>FC6-4<br>1B       |   |

| Inning Stats | R: 0   | H: 2  | E: 0 | K: 1 | S: 12 | R: 1   | H: 1  | E: 0 | K: 0 | S: 8 | R: 0   | H: 0  | E: 0 | K: 2 | S: 10 | R: 0   | H: 1  | E: 0 | K: 0 | S: 7 | R: 2   | H: 3  | E: 1 | K: 1 | S: 17 | R: 1   | H: 2  | E: 0 | K: 0 | S: 11 | R: 1   | H: 2  | E: 0 | K: 2 | S: 15 | R: 2   | H: 3  | E: 0 | K: 0 | S: 12 |        |       |  |  |  |
|--------------|--------|-------|------|------|-------|--------|-------|------|------|------|--------|-------|------|------|-------|--------|-------|------|------|------|--------|-------|------|------|-------|--------|-------|------|------|-------|--------|-------|------|------|-------|--------|-------|------|------|-------|--------|-------|--|--|--|
|              | LOB: 1 | BB: 0 |      |      |       | LOB: 0 | BB: 0 |      |      |      | LOB: 0 | BB: 0 |      |      |       | LOB: 3 | BB: 1 |      |      |      | LOB: 1 | BB: 0 |      |      |       | LOB: 1 | BB: 0 |      |      |       | LOB: 1 | BB: 0 |      |      |       | LOB: 1 | BB: 0 |      |      |       | LOB: 1 | BB: 0 |  |  |  |

| PITCHER                                   | IP  | WLS | BF | H | R | ER | SO | BB | IBB | HBP | BLK | WP | HR | S  | P  | ERA   | WHIP  |
|---|-----|-----|----|---|---|----|----|----|-----|-----|-----|----|----|----|----|-------|-------|
| Tom Glavine, L<br>ERA: 3.68<br>(1, 1)     | 4.1 |     | 19 | 7 | 3 | 2  | 3  | 0  | 0   | 0   | 0   | 0  | 1  | 46 | 78 | 4.15  | 1.615 |
| Mark Eichhorn, R<br>ERA: 4.13<br>(5, 1)   | 1.2 |     | 8  | 2 | 1 | 1  | 1  | 1  | 0   | 0   | 0   | 0  | 0  | 19 | 28 | 5.40  | 1.800 |
| Paul Assenmacher, L<br>ERA: 4.4<br>(7, 1) | 1.0 |     | 5  | 2 | 1 | 1  | 2  | 0  | 0   | 0   | 0   | 0  | 0  | 15 | 21 | 9.00  | 2.000 |
| Jim Acker, R<br>ERA: 2.62<br>(8, 1)       | 1.0 | L   | 6  | 3 | 2 | 2  | 0  | 0  | 0   | 0   | 0   | 0  | 0  | 12 | 20 | 18.00 | 3.000 |

| Batter  | 1   | 2                                | 3                            | 4                                | 5                             | 6                                | 7                             | 8                                | 9                                | AB R H RBI BB SO LOB  | TOP                           |                                  |                               |                                  |                              |                                 |                              |                                  |                                  |                                    |                                  |        |
|---|---|----------------------------------|------------------------------|----------------------------------|-------------------------------|----------------------------------|-------------------------------|----------------------------------|----------------------------------|---|-------------------------------|----------------------------------|-------------------------------|----------------------------------|------------------------------|---------------------------------|------------------------------|----------------------------------|----------------------------------|------------------------------------|----------------------------------|--------|
| Oddibe McDowell, L (1, 8)<br>OBP: 0.305, SLG: 0.304   | 2-2<br>F9   |                                  | 4-2<br>BB                    |                                  | 0-0<br>G4-3                   |                                  | 0-2<br>L9                     |                                  |                                  | 3 0 0 0 1 0 3   |                               |                                  |                               |                                  |                              |                                 |                              |                                  |                                  |                                    |                                  |        |
| Tommy Gregg, L (1, 3)<br>OBP: 0.313, SLG: 0.343   | 2-1<br>P6   |                                  | 0-0<br>P6                    |                                  |                               | 2-2<br>G4-3                      |                               | 0-3<br>K                         |                                  | 4 0 0 0 0 1 2   |                               |                                  |                               |                                  |                              |                                 |                              |                                  |                                  |                                    |                                  |        |
| Lonnie Smith, R (1, 7)<br>OBP: 0.443, SLG: 0.586  | 2-2<br>F7   |                                  |                              | 3-3<br>K                         |                               | 1-1<br>HR                        |                               | 1-2<br>G6-4-3<br>1B              |                                  | 4 1 2 1 0 1 0   |                               |                                  |                               |                                  |                              |                                 |                              |                                  |                                  |                                    |                                  |        |
| Dale Murphy, R (1, 9)<br>OBP: 0.306, SLG: 0.341   |   | 2-1<br>F9                        |                              | 3-1<br>G6-3                      |                               | 1-1<br>F9                        |                               | 0-0<br>G6-4-3<br>1-2f            |                                  | 4 0 0 0 0 0 1   |                               |                                  |                               |                                  |                              |                                 |                              |                                  |                                  |                                    |                                  |        |
| Darrell Evans, L (1, 5)<br>OBP: 0.282, SLG: 0.322   |   | 2-3<br>K                         |                              | 2-3<br>K                         |                               | 3-2<br>F9                        |                               |                                  | 4-1<br>FC3-6<br>BB               | 3 0 0 0 1 2 0   |                               |                                  |                               |                                  |                              |                                 |                              |                                  |                                  |                                    |                                  |        |
| Jeff Treadway, L (1, 4)<br>OBP: 0.317, SLG: 0.367   |   | 0-1<br>G6-3                      |                              |                                  | 0-0<br>1B<br>2B               |                                  | 3-3<br>K                      |                                  | 2-1<br>FC3-6<br>BB<br>1B<br>1-2f | 4 1 1 0 0 1 1   |                               |                                  |                               |                                  |                              |                                 |                              |                                  |                                  |                                    |                                  |        |
| Jeff Blauser, R (1, 6)<br>OBP: 0.298, SLG: 0.405  |   |                                  | 0-1<br>SH3-4<br>1B           |                                  | 3-2<br>F9                     |                                  | 4-2<br>1B<br>BB               |                                  | 2-1<br>BB<br>1B                  | 3 0 2 0 1 0 1   |                               |                                  |                               |                                  |                              |                                 |                              |                                  |                                  |                                    |                                  |        |
| Bruce Benedict, R (1, 2)<br>OBP: 0.303, SLG: 0.229  |   |                                  | 0-3<br>K                     |                                  | 2-0<br>1B<br>2-H              |                                  | 2-1<br>P4                     |                                  | 4-2<br>G5-4-3<br>BB              | 3 0 1 1 1 1 2   |                               |                                  |                               |                                  |                              |                                 |                              |                                  |                                  |                                    |                                  |        |
| Sergio Valdez, R (1, 1)<br>Mark Eichhorn, R (1, 1)<br>Jeff Wetherby, L (5, PH)<br>Pete Smith, R (5, 1)<br>Geronimo Berroa, R (7, PH)<br>Paul Assenmacher, L (7, 1)<br>John Russell, R (9, PH) |   |                                  | 0-1<br>SH3-4                 |                                  | 1-3<br>K                      |                                  | 0-0<br>1B                     |                                  | 1-0<br>G5-4-3<br>1-2f            | 0 0 0 0 0 0 0<br>0 0 0 0 0 0 0<br>1 0 0 0 0 1 1<br>0 0 0 0 0 0 0<br>1 0 1 0 0 0 0<br>0 0 0 0 0 0 0<br>1 0 0 0 0 0 3 |                               |                                  |                               |                                  |                              |                                 |                              |                                  |                                  |                                    |                                  |        |
| <b>Inning Stats</b>   | R: 0<br>E: 0<br>K: 0<br>S: 8                          | H: 0<br>LOB: 0<br>BB: 0<br>P: 14 | R: 0<br>E: 0<br>K: 1<br>S: 7 | H: 0<br>LOB: 0<br>BB: 0<br>P: 11 | R: 0<br>E: 0<br>K: 1<br>S: 10 | H: 1<br>LOB: 2<br>BB: 1<br>P: 14 | R: 0<br>E: 0<br>K: 2<br>S: 10 | H: 0<br>LOB: 0<br>BB: 0<br>P: 18 | R: 1<br>E: 0<br>K: 1<br>S: 9     | H: 2<br>LOB: 1<br>BB: 0<br>P: 15  | R: 1<br>E: 0<br>K: 0<br>S: 11 | H: 1<br>LOB: 0<br>BB: 0<br>P: 18 | R: 0<br>E: 0<br>K: 1<br>S: 14 | H: 1<br>LOB: 2<br>BB: 1<br>P: 23 | R: 0<br>E: 0<br>K: 1<br>S: 8 | H: 1<br>LOB: 0<br>BB: 0<br>P: 9 | R: 0<br>E: 0<br>K: 0<br>S: 8 | H: 1<br>LOB: 2<br>BB: 2<br>P: 21 | 1B: 5<br>2B: 1<br>3B: 0<br>HR: 1 | SF: 0<br>SAC: 1<br>DP: 2<br>HBP: 0 | WP: 0<br>PB: 0<br>SB: 0<br>CS: 0 | PA: 36 |
| <b>PITCHER</b>  | IP WLS BF H R ER SO BB IBB HBP BLK WP HR S P ERA WHIP |                                  |                              |                                  |                               |                                  |                               |                                  |                                  |   |                               |                                  |                               |                                  |                              |                                 |                              |                                  |                                  |                                    |                                  |        |
| David Cone, R (1, 1)<br>ERA: 3.78   | 6.2 W 27 5 2 2 6 2 0 0 0 0 0 1 66 110 2.70 1.050      |                                  |                              |                                  |                               |                                  |                               |                                  |                                  |   |                               |                                  |                               |                                  |                              |                                 |                              |                                  |                                  |                                    |                                  |        |
| David West, L (7, 1)<br>ERA: 6.45   | 1.1 5 1 0 0 1 1 0 0 0 0 0 0 12 17 0.00 1.500          |                                  |                              |                                  |                               |                                  |                               |                                  |                                  |   |                               |                                  |                               |                                  |                              |                                 |                              |                                  |                                  |                                    |                                  |        |
| Jeff Innis, R (9, 1)<br>ERA: 1.96   | 1.0 4 1 0 0 0 0 1 0 0 0 0 0 7 16 0.00 2.000           |                                  |                              |                                  |                               |                                  |                               |                                  |                                  |   |                               |                                  |                               |                                  |                              |                                 |                              |                                  |                                  |                                    |                                  |        |

Atlanta Braves @ New York Mets  
Shea Stadium, Flushing, NY  
Sun Jul 23 1989, 3:33 AM EDT  
Att: 45,226 - Sunny

livebaseballscorecards.com

|     |    |
|-----|----|
| AB  | 31 |
| R   | 2  |
| H   | 7  |
| RBI | 2  |
| BB  | 4  |
| SO  | 7  |
| LOB | 14 |





| Batter | 1 | 2 | 3 | 4 | 5 | 6 | 7 | 8 | 9 | AB | R | H | RBI | BB | SO | LOB | BOTTOM |
|--------|---|---|---|---|---|---|---|---|---|----|---|---|-----|----|----|-----|--------|
|--------|---|---|---|---|---|---|---|---|---|----|---|---|-----|----|----|-----|--------|

|  |                               |                                  |                               |                                  |                              |                                  |                               |                                  |                              |                                  |                              |                                  |                               |                                  |                               |                                  |                                  |                                    |                                  |        |
|--|-------------------------------|----------------------------------|-------------------------------|----------------------------------|------------------------------|----------------------------------|-------------------------------|----------------------------------|------------------------------|----------------------------------|------------------------------|----------------------------------|-------------------------------|----------------------------------|-------------------------------|----------------------------------|----------------------------------|------------------------------------|----------------------------------|--------|
| <b>Mookie Wilson, S</b><br><small>OBP: 0.239, SLG: 0.294</small><br>(1, 8)<br>(6, 9)   |                               |                                  |                               |                                  |                              |                                  |                               |                                  |                              | 5                                | 1                            | 2                                | 1                             | 0                                | 1                             | 2                                |                                  |                                    |                                  |        |
| <b>Dave Magadan, L</b><br><small>OBP: 0.374, SLG: 0.419</small><br>(1, 3)  |                               |                                  |                               |                                  |                              |                                  |                               |                                  |                              | 3                                | 2                            | 1                                | 0                             | 1                                | 0                             | 2                                |                                  |                                    |                                  |        |
| <b>Howard Johnson, S</b><br><small>OBP: 0.375, SLG: 0.619</small><br>(1, 5)  |                               |                                  |                               |                                  |                              |                                  |                               |                                  |                              | 3                                | 1                            | 2                                | 0                             | 1                                | 1                             | 0                                |                                  |                                    |                                  |        |
| <b>Darryl Strawberry, L</b><br><small>OBP: 0.318, SLG: 0.529</small><br><b>Juan Samuel, R</b><br><small>OBP: 0.310, SLG: 0.367</small><br>(1, 9)<br>(6, 8)                           |                               |                                  |                               |                                  |                              |                                  |                               |                                  |                              | 3                                | 0                            | 0                                | 0                             | 0                                | 3                             | 5                                |                                  |                                    |                                  |        |
| <b>Kevin McReynolds, R</b><br><small>OBP: 0.336, SLG: 0.409</small><br>(1, 7)  |                               |                                  |                               |                                  |                              |                                  |                               |                                  |                              | 4                                | 1                            | 1                                | 2                             | 0                                | 3                             | 2                                |                                  |                                    |                                  |        |
| <b>Gregg Jefferies, S</b><br><small>OBP: 0.287, SLG: 0.354</small><br>(1, 4)   |                               |                                  |                               |                                  |                              |                                  |                               |                                  |                              | 3                                | 1                            | 0                                | 0                             | 1                                | 1                             | 2                                |                                  |                                    |                                  |        |
| <b>Mackey Sasser, L</b><br><small>OBP: 0.315, SLG: 0.415</small><br>(1, 2)   |                               |                                  |                               |                                  |                              |                                  |                               |                                  |                              | 4                                | 1                            | 2                                | 2                             | 0                                | 0                             | 0                                |                                  |                                    |                                  |        |
| <b>Kevin Elster, R</b><br><small>OBP: 0.268, SLG: 0.294</small><br>(1, 6)  |                               |                                  |                               |                                  |                              |                                  |                               |                                  |                              | 3                                | 0                            | 2                                | 1                             | 1                                | 1                             | 0                                |                                  |                                    |                                  |        |
| <b>David Cone, L</b><br><small>OBP: 0.267, SLG: 0.279</small><br><b>David West, L</b><br><small>OBP: 0.200, SLG: 0.200</small><br><b>Jeff Innis, R</b><br>(1, 1)<br>(7, 1)<br>(9, 1) |                               |                                  |                               |                                  |                              |                                  |                               |                                  |                              | 2                                | 0                            | 0                                | 0                             | 0                                | 0                             | 2                                |                                  |                                    |                                  |        |
| <b>Inning Stats</b>  | R: 6<br>E: 0<br>K: 1<br>S: 22 | H: 5<br>LOB: 2<br>BB: 3<br>P: 41 | R: 0<br>E: 0<br>K: 2<br>S: 11 | H: 1<br>LOB: 1<br>BB: 0<br>P: 17 | R: 0<br>E: 0<br>K: 0<br>S: 9 | H: 1<br>LOB: 1<br>BB: 0<br>P: 12 | R: 1<br>E: 1<br>K: 2<br>S: 16 | H: 2<br>LOB: 1<br>BB: 0<br>P: 21 | R: 0<br>E: 0<br>K: 1<br>S: 8 | H: 0<br>LOB: 0<br>BB: 0<br>P: 11 | R: 0<br>E: 0<br>K: 1<br>S: 9 | H: 0<br>LOB: 0<br>BB: 0<br>P: 14 | R: 0<br>E: 0<br>K: 2<br>S: 10 | H: 0<br>LOB: 0<br>BB: 0<br>P: 17 | R: 0<br>E: 0<br>K: 2<br>S: 10 | H: 1<br>LOB: 1<br>BB: 1<br>P: 17 | 1B: 7<br>2B: 3<br>3B: 0<br>HR: 0 | SF: 0<br>SAC: 1<br>DP: 0<br>HBP: 0 | WP: 0<br>PB: 0<br>SB: 2<br>CS: 1 | PA: 37 |

**Atlanta Braves @ New York Mets**  
 Shea Stadium, Flushing, NY  
 Sun Jul 23 1989, 3:33 AM EDT  
 Att. 45,226 - Sunny

|     |    |
|-----|----|
| AB  | 32 |
| R   | 7  |
| H   | 10 |
| RBI | 6  |
| BB  | 4  |
| SO  | 11 |
| LOB | 17 |



| PITCHER   | IP     | WLS | BF | H  | R | ER | SO | BB | IBB | HBP | BLK | WP | HR | S  | P  | ERA   | WHIP   |
|---|--------|-----|----|----|---|----|----|----|-----|-----|-----|----|----|----|----|-------|--------|
| <b>Sergio Valdez, R</b><br><small>ERA: 6.35</small>   | (1, 1) | 0.2 | L  | 10 | 5 | 6  | 6  | 1  | 2   | 1   | 0   | 0  | 0  | 19 | 36 | 81.00 | 10.500 |
| <b>Mark Eichhorn, R</b><br><small>ERA: 3.69</small>   | (1, 1) | 3.1 |    | 14 | 4 | 1  | 0  | 4  | 0   | 0   | 0   | 0  | 0  | 39 | 55 | 0.00  | 1.200  |
| <b>Pete Smith, R</b><br><small>ERA: 5.15</small>      | (5, 1) | 2.0 |    | 6  | 0 | 0  | 0  | 2  | 0   | 0   | 0   | 0  | 0  | 17 | 25 | 0.00  | 0.000  |
| <b>Paul Assenmacher, L</b><br><small>ERA: 4.2</small> | (7, 1) | 2.0 |    | 7  | 1 | 0  | 0  | 4  | 1   | 0   | 0   | 0  | 0  | 20 | 34 | 0.00  | 1.000  |

Pittsburgh Pirates @ New York Mets  
 Shea Stadium, Flushing, NY  
 Tue Jul 25 1989, 7:05 PM EDT  
 Att. 38,249 - Unknown

livebaseballscorecards.com

|     |    |
|-----|----|
| AB  | 33 |
| R   | 4  |
| H   | 6  |
| RBI | 4  |
| BB  | 3  |
| SO  | 2  |
| LOB | 12 |



|     |   |     |    |
|-----|---|-----|----|
| WP: | 0 | PA: | 36 |
| PB: | 0 |     |    |
| SB: | 1 |     |    |
| CS: | 1 |     |    |

| Batter  | 1                            | 2                                | 3                            | 4                                | 5                            | 6                               | 7                            | 8                                | 9                             | AB                               | R                            | H                               | RBI                          | BB                               | SO                            | LOB                              | TOP                          |                                 |                                  |                                    |                                  |        |      |
|---|------------------------------|----------------------------------|------------------------------|----------------------------------|------------------------------|---------------------------------|------------------------------|----------------------------------|-------------------------------|----------------------------------|------------------------------|---------------------------------|------------------------------|----------------------------------|-------------------------------|----------------------------------|------------------------------|---------------------------------|----------------------------------|------------------------------------|----------------------------------|--------|------|
| <b>Barry Bonds, L</b> (1, 7)<br>OBP: 0.357, SLG: 0.448        | 2-3<br>K                     |                                  |                              | 4-2<br>CS<br>BB                  |                              | 0-0<br>L8                       |                              | 4-2<br>1B<br>BB                  |                               | 2                                | 1                            | 0                               | 0                            | 2                                | 1                             | 0                                |                              |                                 |                                  |                                    |                                  |        |      |
| <b>Jose Lind, R</b> (1, 4)<br>OBP: 0.278, SLG: 0.294          | 1-1<br>F8                    |                                  |                              | 2-1<br>SAFE<br>1-2<br>G3-1       |                              | 0-0<br>L7                       |                              | 1-2<br>1B<br>1B                  |                               | 4                                | 0                            | 1                               | 0                            | 0                                | 0                             | 1                                |                              |                                 |                                  |                                    |                                  |        |      |
| <b>Andy Van Slyke, L</b> (1, 8)<br>OBP: 0.311, SLG: 0.360     | 1-3<br>K                     |                                  |                              | 3-1<br>F8                        |                              | 1-1<br>F8                       |                              | 1-0<br>F8                        |                               | 4                                | 0                            | 0                               | 0                            | 0                                | 1                             | 2                                |                              |                                 |                                  |                                    |                                  |        |      |
| <b>Bobby Bonilla, S</b> (1, 5)<br>OBP: 0.331, SLG: 0.445      |                              | 3-2<br>G6-3                      |                              |                                  | 3-1<br>E5<br>2B              |                                 | 0-0<br>P2                    | 3-2<br>1-3<br>2-H<br>1B          |                               | 4                                | 1                            | 1                               | 1                            | 0                                | 0                             | 0                                |                              |                                 |                                  |                                    |                                  |        |      |
| <b>Glenn Wilson, R</b> (1, 9)<br>OBP: 0.331, SLG: 0.445       |                              | 0-0<br>G5-3                      |                              |                                  | 2-1<br>G3<br>1-H<br>1B<br>2B |                                 | 4-1<br>1B<br>BB              | 3-2<br>G5-3                      |                               | 3                                | 1                            | 1                               | 1                            | 1                                | 0                             | 2                                |                              |                                 |                                  |                                    |                                  |        |      |
| <b>Jeff King, R</b> (1, 3)<br>OBP: 0.286, SLG: 0.442          |                              | 2-0<br>L5                        |                              |                                  | 3-2<br>G3                    |                                 | 0-1<br>F8                    |                                  | 0-1<br>HR                     | 4                                | 1                            | 1                               | 1                            | 0                                | 0                             | 2                                |                              |                                 |                                  |                                    |                                  |        |      |
| <b>Michael LaValliere, L</b> (1, 2)<br>OBP: 0.421, SLG: 0.382 |                              |                                  |                              | 0-0<br>E8<br>G4-6-3              | 2-2<br>FC4<br>1B             |                                 | 0-0<br>FC6-4<br>1B           |                                  | 0-0<br>F8                     | 4                                | 0                            | 2                               | 1                            | 0                                | 0                             | 0                                |                              |                                 |                                  |                                    |                                  |        |      |
| <b>Jay Bell, R</b> (1, 6)<br>OBP: 0.114, SLG: 0.118           |                              |                                  |                              | 2-1<br>G4-6-3                    | 2-2<br>FC4                   |                                 | 2-2<br>FC6-4                 |                                  | 0-1<br>F9                     | 4                                | 0                            | 0                               | 0                            | 0                                | 0                             | 4                                |                              |                                 |                                  |                                    |                                  |        |      |
| <b>Doug Drabek, R</b> (1, 1)<br>OBP: 0.149, SLG: 0.091        |                              |                                  |                              | 2-1<br>G5-3                      | 0-0<br>F8                    |                                 |                              | 2-2<br>P7                        |                               | 2                                | 0                            | 0                               | 0                            | 0                                | 0                             | 1                                |                              |                                 |                                  |                                    |                                  |        |      |
| <b>John Cangelosi, S</b> (8, PH)<br>OBP: 0.396, SLG: 0.292    |                              |                                  |                              |                                  |                              |                                 |                              |                                  | 1-1<br>G4-3                   | 1                                | 0                            | 0                               | 0                            | 0                                | 0                             | 0                                |                              |                                 |                                  |                                    |                                  |        |      |
| <b>Doug Bair, R</b> (8, 1)<br>OBP: 1.000, SLG: 2.000          |                              |                                  |                              |                                  |                              |                                 |                              |                                  |                               | 0                                | 0                            | 0                               | 0                            | 0                                | 0                             | 0                                |                              |                                 |                                  |                                    |                                  |        |      |
| <b>Bob Kipper, R</b> (8, 1)<br>OBP: 0.222, SLG: 0.125         |                              |                                  |                              |                                  |                              |                                 |                              |                                  |                               | 1                                | 0                            | 0                               | 0                            | 0                                | 0                             | 0                                |                              |                                 |                                  |                                    |                                  |        |      |
| <b>Bill Landrum, R</b> (9, 1)                                 |                              |                                  |                              |                                  |                              |                                 |                              |                                  |                               | 0                                | 0                            | 0                               | 0                            | 0                                | 0                             | 0                                |                              |                                 |                                  |                                    |                                  |        |      |
| <b>Inning Stats</b>   | R: 0<br>E: 0<br>K: 2<br>S: 8 | H: 0<br>LOB: 0<br>BB: 0<br>P: 12 | R: 0<br>E: 0<br>K: 0<br>S: 5 | H: 0<br>LOB: 0<br>BB: 0<br>P: 10 | R: 0<br>E: 1<br>K: 0<br>S: 5 | H: 0<br>LOB: 0<br>BB: 0<br>P: 9 | R: 0<br>E: 0<br>K: 0<br>S: 7 | H: 0<br>LOB: 0<br>BB: 1<br>P: 16 | R: 2<br>E: 1<br>K: 0<br>S: 16 | H: 2<br>LOB: 1<br>BB: 0<br>P: 28 | R: 0<br>E: 0<br>K: 0<br>S: 4 | H: 0<br>LOB: 0<br>BB: 0<br>P: 5 | R: 0<br>E: 0<br>K: 0<br>S: 8 | H: 1<br>LOB: 2<br>BB: 1<br>P: 14 | R: 1<br>E: 0<br>K: 0<br>S: 17 | H: 2<br>LOB: 2<br>BB: 1<br>P: 31 | R: 1<br>E: 0<br>K: 0<br>S: 7 | H: 1<br>LOB: 0<br>BB: 0<br>P: 8 | 1B: 4<br>2B: 1<br>3B: 0<br>HR: 1 | SF: 0<br>SAC: 0<br>DP: 1<br>HBP: 0 | WP: 0<br>PB: 0<br>SB: 1<br>CS: 1 | PA: 36 |      |
| <b>PITCHER</b>  | IP                           | WLS                              | BF                           | H                                | R                            | ER                              | SO                           | BB                               | IBB                           | HBP                              | BLK                          | WP                              | HR                           | S                                | P                             | ERA                              | WHIP                         |                                 |                                  |                                    |                                  | ERA    | WHIP |
| <b>Bob Ojeda, L</b> (1, 1)<br>ERA: 3.89                       | 7.0                          |                                  | 26                           | 3                                | 2                            | 1                               | 2                            | 2                                | 0                             | 0                                | 0                            | 0                               | 0                            | 53                               | 94                            | 1.29                             | 0.714                        |                                 |                                  |                                    |                                  |        |      |
| <b>Rick Aguilera, R</b> (8, 1)<br>ERA: 2.1                    | 2.0                          | L                                | 10                           | 3                                | 2                            | 2                               | 0                            | 1                                | 0                             | 0                                | 0                            | 0                               | 1                            | 24                               | 39                            | 9.00                             | 2.000                        |                                 |                                  |                                    |                                  |        |      |

| Batter   | 1                             | 2           | 3                          | 4                | 5           | 6                    | 7                  | 8                   | 9         | AB R H RBI BB SO LOB                              |
|--|-------------------------------|-------------|----------------------------|------------------|-------------|----------------------|--------------------|---------------------|-----------|---|
| Juan Samuel, R<br>OBP: 0.308, SLG: 0.364 (1, 8)  | 1-0<br>FC1-6<br>1B            |             | 1-0<br>G4-3                |                  | 2-1<br>G6-3 |                      | 0-2<br>FC3-6       |                     | 2-2<br>P5 | 5 0 1 0 0 0 2                                     |
| Dave Magadan, L<br>OBP: 0.372, SLG: 0.417 (1, 3)   | 0-0<br>FC1-6<br>P4 BB<br>1-2f |             | 2-2<br>F7                  |                  |             | 0-2<br>E<br>2B 1B    | 0-1<br>F8          |                     |           | 4 1 1 0 0 0 3                                     |
| Howard Johnson, S<br>OBP: 0.376, SLG: 0.615 (1, 5)   | 4-1<br>BB                     |             |                            | 2-3<br>K         |             | 1-2<br>E5<br>2B SF7  | 4-1<br>BB          |                     |           | 2 1 0 0 2 1 1                                     |
| Darryl Strawberry, L<br>OBP: 0.315, SLG: 0.528<br>Rick Aguilera, R (8, 1)  | 0-1<br>P4<br>2-3              |             |                            | 1-1<br>G6-3      |             | 0-0<br>2B<br>1-3 2-H | 1-2<br>F9          |                     |           | 4 0 1 1 0 0 4<br>0 0 0 0 0 0 0                    |
| Kevin McReynolds, R<br>OBP: 0.338, SLG: 0.410 (1, 7)   |                               | 1-1<br>F9   |                            | 1-2<br>BB<br>1B  |             | 0-0<br>G5-3          |                    | 2-1<br>G4-3<br>1B   |           | 4 0 2 0 0 0 2                                     |
| Gregg Jefferies, S<br>OBP: 0.290, SLG: 0.352 (1, 4)  |                               | 2-2<br>G4-3 |                            | 4-2<br>BB<br>1-2 |             | 4-0<br>IBB           |                    | 0-0<br>P5           |           | 2 0 0 0 2 0 1                                     |
| Mackey Sasser, L<br>OBP: 0.307, SLG: 0.408<br>Gary Carter, R (8, PH)<br>OBP: 0.184, SLG: 0.175 (9, 2)  |                               | 1-1<br>F9   |                            | 2-2<br>G3-1      |             | 0-1<br>SF7           |                    | 2-0<br>G4-3<br>1-2f |           | 2 0 0 1 0 0 2<br>1 0 0 0 0 0 1                    |
| Kevin Elster, R<br>OBP: 0.269, SLG: 0.295<br>Mark Carreon, R (9, PH)<br>OBP: 0.321, SLG: 0.490<br>Keith Hernandez, L (9, PH)<br>OBP: 0.342, SLG: 0.380 |                               |             | 0-0<br>G4-3<br>SH1-3<br>1B |                  | 1-0<br>P4   | 0-3<br>K             |                    | 0-1<br>L1           |           | 3 0 1 0 0 0 1 2<br>0 0 0 0 0 0 0<br>1 0 0 0 0 0 0 |
| Bob Ojeda, L<br>OBP: 0.200, SLG: 0.158<br>Mookie Wilson, S (7, PH)<br>OBP: 0.241, SLG: 0.296 (8, 9)  |                               |             | 2-2<br>SH1-3               |                  | 1-3<br>K    |                      | 0-2<br>FC3-6<br>1B |                     | 0-3<br>K  | 1 0 0 0 0 0 1 0<br>2 0 1 0 0 0 1 0                |

| Inning Stats | R: 0<br>E: 0<br>K: 5 | H: 1<br>LOB: 1<br>BB: 1<br>P: 10 | R: 0<br>E: 0<br>K: 8 | H: 0<br>LOB: 0<br>BB: 0<br>P: 12 | R: 0<br>E: 0<br>K: 8 | H: 1<br>LOB: 1<br>BB: 0<br>P: 13 | R: 0<br>E: 0<br>K: 16 | H: 1<br>LOB: 2<br>BB: 1<br>P: 25 | R: 0<br>E: 0<br>K: 6 | H: 0<br>LOB: 0<br>BB: 0<br>P: 10 | R: 2<br>E: 1<br>K: 14 | H: 2<br>LOB: 2<br>BB: 1<br>P: 19 | R: 0<br>E: 0<br>K: 14 | H: 1<br>LOB: 2<br>BB: 1<br>P: 19 | R: 0<br>E: 0<br>K: 4 | H: 1<br>LOB: 0<br>BB: 0<br>P: 8 | R: 0<br>E: 0<br>K: 8 | H: 0<br>LOB: 0<br>BB: 0<br>P: 10 | 1B: 6<br>2B: 1<br>3B: 0<br>HR: 0 | SF: 1<br>SAC: 1<br>DP: 1<br>HBP: 0 | WP: 0<br>PB: 0<br>SB: 1<br>CS: 0 | PA: 37 |
|--------------|----------------------|----------------------------------|----------------------|----------------------------------|----------------------|----------------------------------|-----------------------|----------------------------------|----------------------|----------------------------------|-----------------------|----------------------------------|-----------------------|----------------------------------|----------------------|---------------------------------|----------------------|----------------------------------|----------------------------------|------------------------------------|----------------------------------|--------|
|--------------|----------------------|----------------------------------|----------------------|----------------------------------|----------------------|----------------------------------|-----------------------|----------------------------------|----------------------|----------------------------------|-----------------------|----------------------------------|-----------------------|----------------------------------|----------------------|---------------------------------|----------------------|----------------------------------|----------------------------------|------------------------------------|----------------------------------|--------|

| PITCHER                             | IP  | WLS | BF | H | R | ER | SO | BB | IBB | HBP | BLK | WP | HR | S  | P   | ERA  | WHIP  |
|-------------------------------------|-----|-----|----|---|---|----|----|----|-----|-----|-----|----|----|----|-----|------|-------|
| Doug Drabek, R<br>ERA: 2.74 (1, 1)  | 7.0 |     | 31 | 6 | 2 | 1  | 3  | 3  | 1   | 0   | 0   | 0  | 0  | 71 | 108 | 1.29 | 1.286 |
| Doug Bair, R<br>ERA: 1.38 (8, 1)    | 0.1 |     | 2  | 1 | 0 | 0  | 0  | 0  | 0   | 0   | 0   | 0  | 0  | 3  | 5   | 0.00 | 3.000 |
| Bob Kipper, L<br>ERA: 2.71 (8, 1)   | 0.2 |     | 1  | 0 | 0 | 0  | 0  | 0  | 0   | 0   | 0   | 0  | 0  | 1  | 3   | 0.00 | 0.000 |
| Bill Landrum, R<br>ERA: 0.57 (9, 1) | 1.0 | S   | 3  | 0 | 0 | 0  | 1  | 0  | 0   | 0   | 0   | 0  | 0  | 8  | 10  | 0.00 | 0.000 |


BOTTOM

Pittsburgh Pirates @ New York Mets  
Shea Stadium, Flushing, NY  
Tue Jul 25 1989, 7:05 PM EDT  
Att. 38,249 - Unknown

livebaseballscores.com

|     |    |
|-----|----|
| AB  | 31 |
| R   | 2  |
| H   | 7  |
| RBI | 2  |
| BB  | 4  |
| SO  | 4  |
| LOB | 18 |



| Batter  | 1   | 2                                | 3                            | 4                               | 5                             | 6                                | 7                            | 8                               | 9                             | AB R H RBI BB SO LOB             | TOP   |                                  |                               |                                  |                              |                                 |                              |                                  |                                  |                                    |                                  |        |
|---|---|----------------------------------|------------------------------|---------------------------------|-------------------------------|----------------------------------|------------------------------|---------------------------------|-------------------------------|----------------------------------|---|----------------------------------|-------------------------------|----------------------------------|------------------------------|---------------------------------|------------------------------|----------------------------------|----------------------------------|------------------------------------|----------------------------------|--------|
| <b>Barry Bonds, L</b> (1, 7)<br>OBP: 0.359, SLG: 0.448        | 1-3<br>K  |                                  | 2-3<br>K                     |                                 | 1-0<br>1B                     |                                  | 2-2<br>F9<br>1B              |                                 |                               | 4 0 2 2 0 2 1                    |   |                                  |                               |                                  |                              |                                 |                              |                                  |                                  |                                    |                                  |        |
| <b>Jose Lind, R</b> (1, 4)<br>OBP: 0.278, SLG: 0.294          | 2-2<br>E5<br>WP                                       |                                  | 0-0<br>G5-3                  |                                 | 2-1<br>1B                     |                                  | 0-2<br>F9                    |                                 |                               | 4 0 1 0 0 0 2                    |   |                                  |                               |                                  |                              |                                 |                              |                                  |                                  |                                    |                                  |        |
| <b>Andy Van Slyke, L</b> (1, 8)<br>OBP: 0.311, SLG: 0.359     | 1-3<br>K  |                                  |                              | 2-1<br>G6-4-3<br>1B             | 0-0<br>P6                     |                                  |                              | 0-3<br>K                        |                               | 4 0 1 0 0 2 4                    |   |                                  |                               |                                  |                              |                                 |                              |                                  |                                  |                                    |                                  |        |
| <b>Bobby Bonilla, S</b> (1, 5)<br>OBP: 0.328, SLG: 0.440      | 2-2<br>G4-3   |                                  |                              | 1-0<br>L4                       | 0-0<br>F7                     |                                  |                              | 1-0<br>G4-3                     |                               | 4 0 0 0 0 0 5                    |   |                                  |                               |                                  |                              |                                 |                              |                                  |                                  |                                    |                                  |        |
| <b>Glenn Wilson, R</b> (1, 9)<br>OBP: 0.326, SLG: 0.438       |   |                                  |                              | 1-1<br>G6-4-3                   |                               | 2-3<br>K                         |                              | 0-0<br>F8                       |                               | 4 0 0 0 0 1 1                    |   |                                  |                               |                                  |                              |                                 |                              |                                  |                                  |                                    |                                  |        |
| <b>Jeff King, R</b> (1, 3)<br>OBP: 0.302, SLG: 0.457          |   |                                  |                              |                                 | 0-1<br>1B<br>2B               | 0-3<br>K                         |                              |                                 | 4-1<br>BB                     | 3 1 1 0 1 1 0                    |   |                                  |                               |                                  |                              |                                 |                              |                                  |                                  |                                    |                                  |        |
| <b>Michael LaValliere, L</b> (1, 2)<br>OBP: 0.413, SLG: 0.375 |   |                                  |                              | 1-1<br>F7                       | 1-2<br>1B<br>1B               | 3-1<br>L4                        |                              |                                 | 1-0<br>L9                     | 4 1 1 0 0 0 1                    | AB 34<br>R 3<br>H 9<br>RBI 3<br>BB 1<br>SO 8<br>LOB 18                                |                                  |                               |                                  |                              |                                 |                              |                                  |                                  |                                    |                                  |        |
| <b>Jay Bell, R</b> (1, 6)<br>OBP: 0.128, SLG: 0.132           |   |                                  |                              | 1-3<br>K                        | 1-2<br>G5-3                   |                                  | 0-2<br>E4<br>SH1-4<br>1B     |                                 | 0-0<br>L9                     | 4 1 1 0 0 1 3                    |   |                                  |                               |                                  |                              |                                 |                              |                                  |                                  |                                    |                                  |        |
| <b>John Smiley, L</b> (1, 1)<br>OBP: 0.160, SLG: 0.149        |   |                                  |                              | 0-0<br>1B                       | 0-0<br>1B<br>1B               |                                  | 0-0<br>SH1-4                 |                                 | 1-3<br>K                      | 3 0 2 1 0 1 1                    |  |                                  |                               |                                  |                              |                                 |                              |                                  |                                  |                                    |                                  |        |
| <b>Inning Stats</b>   | R: 0<br>E: 1<br>K: 2<br>S: 14                         | H: 0<br>LOB: 1<br>BB: 0<br>P: 20 | R: 0<br>E: 0<br>K: 0<br>S: 4 | H: 0<br>LOB: 0<br>BB: 0<br>P: 7 | R: 0<br>E: 0<br>K: 2<br>S: 10 | H: 1<br>LOB: 1<br>BB: 0<br>P: 13 | R: 0<br>E: 0<br>K: 0<br>S: 5 | H: 1<br>LOB: 0<br>BB: 0<br>P: 9 | R: 2<br>E: 0<br>K: 0<br>S: 15 | H: 5<br>LOB: 3<br>BB: 0<br>P: 20 | R: 0<br>E: 0<br>K: 2<br>S: 9  | H: 0<br>LOB: 0<br>BB: 0<br>P: 14 | R: 1<br>E: 1<br>K: 0<br>S: 10 | H: 2<br>LOB: 0<br>BB: 0<br>P: 12 | R: 0<br>E: 0<br>K: 1<br>S: 5 | H: 0<br>LOB: 0<br>BB: 0<br>P: 6 | R: 0<br>E: 0<br>K: 1<br>S: 7 | H: 0<br>LOB: 1<br>BB: 1<br>P: 13 | 1B: 8<br>2B: 1<br>3B: 0<br>HR: 0 | SF: 0<br>SAC: 1<br>DP: 1<br>HBP: 0 | WP: 1<br>PB: 0<br>SB: 0<br>CS: 0 | PA: 36 |
| <b>PITCHER</b>  | IP WLS BF H R ER SO BB IBB HBP BLK WP HR S P ERA WHIP |                                  |                              |                                 |                               |                                  |                              |                                 |                               |                                  |   |                                  |                               |                                  |                              |                                 |                              |                                  |                                  |                                    |                                  |        |
| <b>Ron Darling, R</b> (1, 1)<br>ERA: 4.09                     | 8.0 L 32 9 3 2 7 0 0 0 0 1 0 72 101 2.25 1.125        |                                  |                              |                                 |                               |                                  |                              |                                 |                               |                                  |   |                                  |                               |                                  |                              |                                 |                              |                                  |                                  |                                    |                                  |        |
| <b>Don Aase, R</b> (9, 1)<br>ERA: 3.29                        | 1.0 4 0 0 0 1 1 0 0 0 0 0 7 13 0.00 1.000             |                                  |                              |                                 |                               |                                  |                              |                                 |                               |                                  |   |                                  |                               |                                  |                              |                                 |                              |                                  |                                  |                                    |                                  |        |

**Pittsburgh Pirates @ New York Mets**  
 Shea Stadium, Flushing, NY  
 Wed Jul 26 1989, 7:05 PM EDT  
 Att. 38,134 - Unknown - 86 F

[livebaseballscorecards.com](http://livebaseballscorecards.com)

| Batter  | 1        | 2        | 3      | 4        | 5      | 6      | 7        | 8      | 9      | AB | R | H | RBI | BB | SO | LOB |
|---|----------|----------|--------|----------|--------|--------|----------|--------|--------|----|---|---|-----|----|----|-----|
| Juan Samuel, R<br>OBP: 0.305, SLG: 0.359 (1, 8)       | 1-0 L9   |          |        | 1-1 G6-3 |        | 3-2 F8 |          | 1-3 K  |        | 4  | 0 | 0 | 0   | 0  | 1  | 0   |
| Dave Magadan, L<br>OBP: 0.370, SLG: 0.412 (1, 3)      | 1-2 G4-3 |          |        | 4-1 BB   |        | 0-0 F7 |          |        | 1-1 L9 | 3  | 0 | 0 | 0   | 1  | 0  | 0   |
| Howard Johnson, S<br>OBP: 0.375, SLG: 0.611 (1, 5)    | 1-1 G5-3 |          |        | 0-2 F7   |        |        | 0-1 1B   |        | 1-3 K  | 4  | 0 | 1 | 0   | 0  | 1  | 1   |
| Darryl Strawberry, L<br>OBP: 0.312, SLG: 0.521 (1, 9) |          | 1-1 G4-3 |        | 0-1 G4-3 |        |        | 1-1 L9   |        | 0-0 P3 | 4  | 0 | 0 | 0   | 0  | 0  | 2   |
| Kevin McReynolds, R<br>OBP: 0.335, SLG: 0.406 (1, 7)  |          | 2-2 L1   |        |          | 0-0 F7 |        | 1-0 P3   |        |        | 3  | 0 | 0 | 0   | 0  | 0  | 1   |
| Tim Teufel, R<br>OBP: 0.366, SLG: 0.321 (1, 4)        |          | 1-1 P4   |        |          | 1-1 F7 |        | 2-2 G5-3 |        |        | 3  | 0 | 0 | 0   | 0  | 0  | 1   |
| Gary Carter, R<br>OBP: 0.178, SLG: 0.169 (1, 2)       |          |          | 0-3 K  |          | 0-0 F7 |        |          | 0-0 F7 |        | 3  | 0 | 0 | 0   | 0  | 1  | 0   |
| Kevin Elster, R<br>OBP: 0.270, SLG: 0.307 (1, 6)      |          |          | 0-2 L6 |          |        | 2-2 HR |          | 0-2 F7 |        | 3  | 1 | 1 | 1   | 0  | 0  | 0   |
| Ron Darling, R<br>OBP: 0.174, SLG: 0.311 (1, 1)       |          |          | 0-3 K  |          |        |        | 0-3 K    |        | 2-1 HR | 2  | 0 | 0 | 0   | 0  | 2  | 0   |
| Mark Carreon, R<br>OBP: 0.333, SLG: 0.558 (8, PH)     |          |          |        |          |        |        |          |        |        | 1  | 1 | 1 | 1   | 0  | 0  | 0   |
| Don Aase, R (9, 1)                                    |          |          |        |          |        |        |          |        |        | 0  | 0 | 0 | 0   | 0  | 0  | 0   |

|  |   |                                  |                              |                                  |                               |                                  |                               |                                  |                              |                                 |                               |                                  |                              |                                  |                               |                                  |                              |                                 |                                  |                                    |                                  |        |
|--|---|----------------------------------|------------------------------|----------------------------------|-------------------------------|----------------------------------|-------------------------------|----------------------------------|------------------------------|---------------------------------|-------------------------------|----------------------------------|------------------------------|----------------------------------|-------------------------------|----------------------------------|------------------------------|---------------------------------|----------------------------------|------------------------------------|----------------------------------|--------|
| <b>Inning Stats</b>                                  | R: 0<br>E: 0<br>K: 0<br>S: 7  | H: 0<br>LOB: 0<br>BB: 0<br>P: 10 | R: 0<br>E: 0<br>K: 0<br>S: 8 | H: 0<br>LOB: 0<br>BB: 0<br>P: 12 | R: 0<br>E: 0<br>K: 2<br>S: 11 | H: 0<br>LOB: 0<br>BB: 0<br>P: 11 | R: 0<br>E: 0<br>K: 0<br>S: 10 | H: 0<br>LOB: 1<br>BB: 1<br>P: 15 | R: 0<br>E: 0<br>K: 0<br>S: 4 | H: 0<br>LOB: 0<br>BB: 0<br>P: 5 | R: 1<br>E: 0<br>K: 1<br>S: 11 | H: 1<br>LOB: 0<br>BB: 0<br>P: 16 | R: 0<br>E: 0<br>K: 0<br>S: 9 | H: 1<br>LOB: 1<br>BB: 0<br>P: 13 | R: 1<br>E: 0<br>K: 1<br>S: 10 | H: 1<br>LOB: 0<br>BB: 0<br>P: 13 | R: 0<br>E: 0<br>K: 1<br>S: 7 | H: 0<br>LOB: 0<br>BB: 0<br>P: 9 | 1B: 1<br>2B: 0<br>3B: 0<br>HR: 2 | SF: 0<br>SAC: 0<br>DP: 0<br>HBP: 0 | WP: 0<br>PB: 0<br>SB: 1<br>CS: 0 | PA: 31 |
| <b>PITCHER</b><br>John Smiley, L<br>ERA: 2.81 (1, 1) | IP: 9.0<br>WLS: W<br>BF: 31<br>H: 3<br>R: 2<br>ER: 2<br>SO: 5<br>BB: 1<br>IBB: 0<br>HBP: 0<br>BLK: 0<br>WP: 0<br>HR: 2<br>S: 77<br>P: 104<br>ERA: 2.00<br>WHIP: 0.444 |                                  |                              |                                  |                               |                                  |                               |                                  |                              |                                 |                               |                                  |                              |                                  |                               |                                  |                              |                                 |                                  |                                    |                                  |        |


**BOTTOM**

**Pittsburgh Pirates @ New York Mets**  
Shea Stadium, Flushing, NY

Wed Jul 26 1989, 7:05 PM EDT  
Att: 38,134 - Unknown - 86 F

livebaseballscorecards.com

|            |           |
|------------|-----------|
| <b>AB</b>  | <b>30</b> |
| <b>R</b>   | <b>2</b>  |
| <b>H</b>   | <b>3</b>  |
| <b>RBI</b> | <b>2</b>  |
| <b>BB</b>  | <b>1</b>  |
| <b>SO</b>  | <b>5</b>  |
| <b>LOB</b> | <b>5</b>  |



Pittsburgh Pirates @ New York Mets  
Shea Stadium, Flushing, NY

Thu Jul 27 1989, 3:33 AM EDT  
Att. 39,447 - Cloudy - 92 F

livebaseballscorecards.com

|     |    |
|-----|----|
| AB  | 37 |
| R   | 10 |
| H   | 10 |
| RBI | 10 |
| BB  | 7  |
| SO  | 4  |
| LOB | 18 |



| Batter   | 1   | 2   | 3                             | 4                                | 5                             | 6                                | 7   | 8                                    | 9                            | AB                              | R                             | H                                | RBI                           | BB                               | SO                           | LOB                              | TOP                           |                                  |                                  |                                    |                                  |        |  |  |  |  |  |  |  |  |  |  |  |  |  |
|--|---|---|-------------------------------|----------------------------------|-------------------------------|----------------------------------|---|--------------------------------------|------------------------------|---------------------------------|-------------------------------|----------------------------------|-------------------------------|----------------------------------|------------------------------|----------------------------------|-------------------------------|----------------------------------|----------------------------------|------------------------------------|----------------------------------|--------|--|--|--|--|--|--|--|--|--|--|--|--|--|
| John Cangelosi, S (1, 8)<br>OBP: 0.397, SLG: 0.290<br>Doug Bair, R (7, 1)<br>OBP: 1.000, SLG: 2.000<br>Bill Landrum, R (8, 1)  | 0-2<br>FC4-6<br>1B  | 1-2<br>F7   |                               | 4-0<br>G3<br>BB                  |                               | 2-2<br>G5-3                      | 1-1<br>G5-3                               |                                      |                              | 4                               | 0                             | 1                                | 0                             | 1                                | 0                            | 1                                |                               |                                  |                                  |                                    |                                  |        |  |  |  |  |  |  |  |  |  |  |  |  |  |
| Jose Lind, R (1, 4)<br>OBP: 0.279, SLG: 0.293  | 1-2<br>FC4-6<br>1B<br>1-2f  | 4-1<br>BB   |                               | 1-1<br>G3<br>1-2                 |                               |                                  | 1-0<br>BB<br>S<br>BB<br>1B                | 1-3<br>K                             |                              | 4                               | 2                             | 1                                | 0                             | 1                                | 1                            | 2                                |                               |                                  |                                  |                                    |                                  |        |  |  |  |  |  |  |  |  |  |  |  |  |  |
| Jeff King, R (1, 3)<br>OBP: 0.310, SLG: 0.440  | 2-1<br>1B   | 4-2<br>FC5-4<br>BB  |                               | 0-2<br>P6                        |                               |                                  | 1-0<br>G6-3<br>1-2                        | 0-1<br>G4-3                          |                              | 4                               | 1                             | 1                                | 0                             | 1                                | 0                            | 2                                |                               |                                  |                                  |                                    |                                  |        |  |  |  |  |  |  |  |  |  |  |  |  |  |
| Bobby Bonilla, S (1, 5)<br>OBP: 0.326, SLG: 0.435  | 4-0<br>1B<br>HR<br>IBB  | 0-0<br>FC5-4  |                               | 1-0<br>L6                        |                               |                                  | 3-1<br>FC6<br>BB<br>BB<br>BB              | 1-3<br>K                             |                              | 4                               | 2                             | 0                                | 0                             | 1                                | 1                            | 4                                |                               |                                  |                                  |                                    |                                  |        |  |  |  |  |  |  |  |  |  |  |  |  |  |
| Barry Bonds, L (1, 7)<br>OBP: 0.361, SLG: 0.449  | 1-2<br>HR<br>1B<br>1-3<br>2-H<br>3-H  |   |                               | 1-2<br>P3                        |                               |                                  | 4-1<br>BB<br>BB<br>3B<br>BB<br>1-2<br>2-3 | 0-1<br>1B<br>1B                      |                              | 4                               | 2                             | 2                                | 2                             | 1                                | 0                            | 0                                |                               |                                  |                                  |                                    |                                  |        |  |  |  |  |  |  |  |  |  |  |  |  |  |
| R.J. Reynolds, S (1, 9)<br>OBP: 0.361, SLG: 0.436  | 1-1<br>HR   |   |                               | 1-2<br>1B<br>1B                  |                               |                                  | 3-2<br>G4-3<br>1-2<br>2-3<br>3-H<br>2-3   | 1-3<br>K                             |                              | 4                               | 2                             | 2                                | 4                             | 1                                | 1                            | 1                                |                               |                                  |                                  |                                    |                                  |        |  |  |  |  |  |  |  |  |  |  |  |  |  |
| Junior Ortiz, R (1, 2)<br>OBP: 0.276, SLG: 0.256<br>Andy Van Slyke, L (7, PH)<br>(7, 8)  | 0-0<br>P4   |   |                               | 2-1<br>F8                        |                               |                                  | 0-0<br>B1-3                               | 1-2<br>K                             |                              | 3                               | 0                             | 0                                | 0                             | 0                                | 0                            | 1                                |                               |                                  |                                  |                                    |                                  |        |  |  |  |  |  |  |  |  |  |  |  |  |  |
| Rafael Belliard, R (1, 6)<br>OBP: 0.272, SLG: 0.269<br>Glenn Wilson, R (7, PH)<br>OBP: 0.329, SLG: 0.438<br>Michael LaValliere, L (7, 2)<br>OBP: 0.407, SLG: 0.370   | 0-1<br>G6-3   |   |                               | 0-0<br>1B                        |                               |                                  | 2-2<br>G6-3<br>1-2<br>2-3<br>3-H          | 4-2<br>3B<br>BB<br>1-2<br>2-3<br>3-H |                              | 3                               | 0                             | 1                                | 0                             | 0                                | 0                            | 0                                |                               |                                  |                                  |                                    |                                  |        |  |  |  |  |  |  |  |  |  |  |  |  |  |
| Jeff Robinson, R (1, 1)<br>Neal Heaton, L (3, 1)<br>OBP: 0.296, SLG: 0.296<br>Scott Little, R (6, PH)<br>Bob Kipper, R (6, 1)<br>OBP: 0.222, SLG: 0.125<br>Jay Bell, R (7, PH)<br>OBP: 0.150, SLG: 0.205<br>(7, 6) |   | 0-2<br>G4-3   |                               | 0-1<br>G4-3                      |                               |                                  | 2-2<br>F7                                 | 0-0<br>3B                            |                              | 2                               | 0                             | 0                                | 0                             | 0                                | 0                            | 2                                |                               |                                  |                                  |                                    |                                  |        |  |  |  |  |  |  |  |  |  |  |  |  |  |
| <b>Inning Stats</b>  | R: 5<br>E: 0<br>K: 0<br>S: 17   | H: 4<br>LOB: 0<br>BB: 1<br>P: 26  | R: 0<br>E: 0<br>K: 0<br>S: 10 | H: 0<br>LOB: 2<br>BB: 2<br>P: 19 | R: 0<br>E: 0<br>K: 0<br>S: 11 | H: 2<br>LOB: 2<br>BB: 0<br>P: 15 | R: 0<br>E: 0<br>K: 0<br>S: 6              | H: 0<br>LOB: 1<br>BB: 1<br>P: 12     | R: 0<br>E: 0<br>K: 0<br>S: 6 | H: 0<br>LOB: 0<br>BB: 0<br>P: 9 | R: 0<br>E: 0<br>K: 0<br>S: 10 | H: 0<br>LOB: 0<br>BB: 0<br>P: 16 | R: 5<br>E: 0<br>K: 1<br>S: 17 | H: 2<br>LOB: 1<br>BB: 3<br>P: 37 | R: 0<br>E: 0<br>K: 2<br>S: 9 | H: 0<br>LOB: 0<br>BB: 0<br>P: 11 | R: 0<br>E: 0<br>K: 1<br>S: 13 | H: 2<br>LOB: 1<br>BB: 0<br>P: 16 | 1B: 8<br>2B: 0<br>3B: 1<br>HR: 1 | SF: 0<br>SAC: 0<br>DP: 1<br>HBP: 0 | WP: 0<br>PB: 0<br>SB: 1<br>CS: 0 | PA: 44 |  |  |  |  |  |  |  |  |  |  |  |  |  |
| <b>PITCHER</b>   | IP<br>WLS<br>BF<br>H<br>R<br>ER<br>SO<br>BB<br>IBB<br>HBP<br>BLK<br>WP<br>HR<br>S<br>P<br>ERA<br>WHIP | IP<br>WLS<br>BF<br>H<br>R<br>ER<br>SO<br>BB<br>IBB<br>HBP<br>BLK<br>WP<br>HR<br>S<br>P<br>ERA<br>WHIP |                               |                                  |                               |                                  |   |                                      |                              |                                 |                               |                                  |                               |                                  |                              |                                  |                               |                                  |                                  |                                    |                                  |        |  |  |  |  |  |  |  |  |  |  |  |  |  |
| Sid Fernandez, L (1, 1)<br>ERA: 2.95   | 3.0   | 18  | 6                             | 5                                | 5                             | 0                                | 2   | 1                                    | 0                            | 0                               | 0                             | 0                                | 1                             | 38                               | 60                           | 15.00                            | 2.667                         |                                  |                                  |                                    |                                  |        |  |  |  |  |  |  |  |  |  |  |  |  |  |
| Jeff Innis, R (4, 1)<br>ERA: 1.77  | 2.0   | 7   | 0                             | 0                                | 0                             | 0                                | 1   | 0                                    | 0                            | 0                               | 0                             | 0                                | 0                             | 12                               | 21                           | 0.00                             | 0.500                         |                                  |                                  |                                    |                                  |        |  |  |  |  |  |  |  |  |  |  |  |  |  |
| David West, L (6, 1)<br>ERA: 7.23  | 1.1   | 7   | 1                             | 3                                | 3                             | 0                                | 1   | 0                                    | 0                            | 0                               | 0                             | 0                                | 0                             | 15                               | 30                           | 20.25                            | 1.500                         |                                  |                                  |                                    |                                  |        |  |  |  |  |  |  |  |  |  |  |  |  |  |
| Don Aase, R (7, 1)<br>ERA: 3.51  | 0.0   | L   | 1                             | 0                                | 0                             | 0                                | 1   | 0                                    | 0                            | 0                               | 0                             | 0                                | 0                             | 4                                | ∞                            | ∞                                |                               |                                  |                                  |                                    |                                  |        |  |  |  |  |  |  |  |  |  |  |  |  |  |
| Randy Myers, L (7, 1)<br>ERA: 1.58   | 0.2   | 4   | 1                             | 2                                | 2                             | 1                                | 1   | 0                                    | 0                            | 0                               | 0                             | 0                                | 0                             | 12                               | 19                           | 27.00                            | 3.000                         |                                  |                                  |                                    |                                  |        |  |  |  |  |  |  |  |  |  |  |  |  |  |
| <b>PITCHER</b>   | IP<br>WLS<br>BF<br>H<br>R<br>ER<br>SO<br>BB<br>IBB<br>HBP<br>BLK<br>WP<br>HR<br>S<br>P<br>ERA<br>WHIP | IP<br>WLS<br>BF<br>H<br>R<br>ER<br>SO<br>BB<br>IBB<br>HBP<br>BLK<br>WP<br>HR<br>S<br>P<br>ERA<br>WHIP |                               |                                  |                               |                                  |   |                                      |                              |                                 |                               |                                  |                               |                                  |                              |                                  |                               |                                  |                                  |                                    |                                  |        |  |  |  |  |  |  |  |  |  |  |  |  |  |
| Rick Aguilera, R (8, 1)<br>ERA: 2.04   | 2.0   | 7   | 2                             | 0                                | 0                             | 3                                | 0   | 0                                    | 0                            | 0                               | 0                             | 0                                | 0                             | 7                                | 27                           | 0.00                             | 1.000                         |                                  |                                  |                                    |                                  |        |  |  |  |  |  |  |  |  |  |  |  |  |  |



| Batter  | 1   | 2                                | 3                             | 4                                | 5                             | 6                                | 7                            | 8                                | 9                            | AB R H RBI BB SO LOB            | TOP                          |                                 |                               |                                  |                              |                                 |                              |                                  |                                  |                                    |                                  |        |  |  |  |  |  |  |  |  |  |  |  |  |  |  |  |
|---|---|----------------------------------|-------------------------------|----------------------------------|-------------------------------|----------------------------------|------------------------------|----------------------------------|------------------------------|---------------------------------|------------------------------|---------------------------------|-------------------------------|----------------------------------|------------------------------|---------------------------------|------------------------------|----------------------------------|----------------------------------|------------------------------------|----------------------------------|--------|--|--|--|--|--|--|--|--|--|--|--|--|--|--|--|
| Mookie Wilson, S (1, 8)<br>OBP: 0.239, SLG: 0.293     | 3-1<br>1B   |                                  | 1-1<br>P6                     | 1-2<br>F7                        |                               |                                  | 2-2<br>G6-3                  |                                  | 0-2<br>G4-3                  | 5 0 1 0 0 0 1                   |                              |                                 |                               |                                  |                              |                                 |                              |                                  |                                  |                                    |                                  |        |  |  |  |  |  |  |  |  |  |  |  |  |  |  |  |
| Dave Magadan, L (1, 3)<br>OBP: 0.369, SLG: 0.408      | 2-0<br>F8   |                                  | 1-1<br>HR                     | 2-1<br>G4-3                      |                               |                                  | 4-1<br>BB                    |                                  | 3-2<br>P6-3                  | 3 1 1 0 1 0 1<br>1 0 1 0 0 0 0  |                              |                                 |                               |                                  |                              |                                 |                              |                                  |                                  |                                    |                                  |        |  |  |  |  |  |  |  |  |  |  |  |  |  |  |  |
| Juan Samuel, R (9, PH)<br>OBP: 0.308, SLG: 0.363      |   |                                  | 1-3<br>2B                     |                                  |                               |                                  |                              |                                  | 1B                           |                                 |                              |                                 |                               |                                  |                              |                                 |                              |                                  |                                  |                                    |                                  |        |  |  |  |  |  |  |  |  |  |  |  |  |  |  |  |
| Howard Johnson, S (1, 5)<br>OBP: 0.381, SLG: 0.615    | 0-0<br>F9   |                                  | 0-0<br>HR                     | 1-1<br>F8                        |                               |                                  | 4-2<br>1-2<br>BB             |                                  | 1-2<br>P6-3                  | 4 1 1 3 1 0 2                   |                              |                                 |                               |                                  |                              |                                 |                              |                                  |                                  |                                    |                                  |        |  |  |  |  |  |  |  |  |  |  |  |  |  |  |  |
| Darryl Strawberry, L (1, 9)<br>OBP: 0.309, SLG: 0.512 | 1-0<br>F7   |                                  | 1-2<br>BB                     |                                  |                               | 2-0<br>P6                        | 2-3<br>K                     |                                  |                              | 4 1 1 0 0 1 3                   |                              |                                 |                               |                                  |                              |                                 |                              |                                  |                                  |                                    |                                  |        |  |  |  |  |  |  |  |  |  |  |  |  |  |  |  |
| Kevin McReynolds, R (1, 7)<br>OBP: 0.335, SLG: 0.407  |   | 0-1<br>G5-4-3                    | 0-0<br>BB                     | 1-2<br>1B                        |                               | 1-3<br>K                         | 1-2<br>G1-3                  |                                  |                              | 4 1 2 0 0 1 2                   |                              |                                 |                               |                                  |                              |                                 |                              |                                  |                                  |                                    |                                  |        |  |  |  |  |  |  |  |  |  |  |  |  |  |  |  |
| Gregg Jefferies, S (1, 4)<br>OBP: 0.288, SLG: 0.347   |   | 1-1<br>1B                        | 1-0<br>L8                     |                                  |                               | 1-0<br>F7                        |                              | 1-0<br>F7                        |                              | 4 0 1 0 0 0 2                   |                              |                                 |                               |                                  |                              |                                 |                              |                                  |                                  |                                    |                                  |        |  |  |  |  |  |  |  |  |  |  |  |  |  |  |  |
| Gary Carter, R (1, 2)<br>OBP: 0.181, SLG: 0.163       |   | 0-0<br>G5-4-3                    | 4-1<br>BB                     | 1-2<br>2-3                       |                               | 1-0<br>G5-3                      |                              | 0-1<br>F8                        |                              | 3 0 0 0 1 0 2                   |                              |                                 |                               |                                  |                              |                                 |                              |                                  |                                  |                                    |                                  |        |  |  |  |  |  |  |  |  |  |  |  |  |  |  |  |
| Kevin Elster, R (1, 6)<br>OBP: 0.279, SLG: 0.323      |   | 2-2<br>F9                        | 2-1<br>1B                     |                                  |                               | 1-2<br>F7                        |                              | 0-0<br>2B                        |                              | 4 0 2 2 0 0 1                   |                              |                                 |                               |                                  |                              |                                 |                              |                                  |                                  |                                    |                                  |        |  |  |  |  |  |  |  |  |  |  |  |  |  |  |  |
| David Cone, L (1, 1)<br>OBP: 0.271, SLG: 0.283        |   |                                  |                               |                                  |                               | 1-0<br>G4-3                      |                              | 0-1<br>F7                        |                              | 3 1 1 0 0 0 2                   |                              |                                 |                               |                                  |                              |                                 |                              |                                  |                                  |                                    |                                  |        |  |  |  |  |  |  |  |  |  |  |  |  |  |  |  |
| Rick Aguilera, R (7, 1)                               |   |                                  |                               |                                  |                               |                                  |                              |                                  |                              | 0 0 0 0 0 0 0                   |                              |                                 |                               |                                  |                              |                                 |                              |                                  |                                  |                                    |                                  |        |  |  |  |  |  |  |  |  |  |  |  |  |  |  |  |
| Keith Hernandez, L (8, PH)<br>OBP: 0.338, SLG: 0.374  |   |                                  |                               |                                  |                               |                                  |                              |                                  |                              | 1 0 0 0 0 0 1                   |                              |                                 |                               |                                  |                              |                                 |                              |                                  |                                  |                                    |                                  |        |  |  |  |  |  |  |  |  |  |  |  |  |  |  |  |
| Jeff Innis, R (8, 1)                                  |   |                                  |                               |                                  |                               |                                  |                              |                                  |                              | 0 0 0 0 0 0 0                   |                              |                                 |                               |                                  |                              |                                 |                              |                                  |                                  |                                    |                                  |        |  |  |  |  |  |  |  |  |  |  |  |  |  |  |  |
| <b>Inning Stats</b>                                   | R: 0<br>E: 0<br>K: 0<br>S: 6                          | H: 1<br>LOB: 1<br>BB: 0<br>P: 11 | R: 0<br>E: 0<br>K: 0<br>S: 12 | H: 2<br>LOB: 1<br>BB: 0<br>P: 15 | R: 5<br>E: 0<br>K: 0<br>S: 17 | H: 6<br>LOB: 2<br>BB: 1<br>P: 30 | R: 0<br>E: 0<br>K: 0<br>S: 7 | H: 0<br>LOB: 0<br>BB: 0<br>P: 11 | R: 0<br>E: 0<br>K: 1<br>S: 5 | H: 0<br>LOB: 0<br>BB: 0<br>P: 9 | R: 0<br>E: 0<br>K: 0<br>S: 6 | H: 0<br>LOB: 0<br>BB: 0<br>P: 9 | R: 0<br>E: 0<br>K: 1<br>S: 21 | H: 0<br>LOB: 2<br>BB: 2<br>P: 34 | R: 0<br>E: 0<br>K: 0<br>S: 6 | H: 1<br>LOB: 1<br>BB: 0<br>P: 7 | R: 0<br>E: 0<br>K: 0<br>S: 9 | H: 1<br>LOB: 0<br>BB: 0<br>P: 13 | 1B: 8<br>2B: 3<br>3B: 0<br>HR: 1 | SF: 0<br>SAC: 0<br>DP: 2<br>HBP: 0 | WP: 0<br>PB: 0<br>SB: 0<br>CS: 0 | PA: 39 |  |  |  |  |  |  |  |  |  |  |  |  |  |  |  |
| <b>PITCHER</b>  | IP WLS BF H R ER SO BB IBB HBP BLK WP HR S P ERA WHIP |                                  |                               |                                  |                               |                                  |                              |                                  |                              |                                 |                              |                                 |                               |                                  |                              |                                 |                              |                                  |                                  |                                    |                                  |        |  |  |  |  |  |  |  |  |  |  |  |  |  |  |  |
| Scott Sanderson, R (1, 1)<br>ERA: 4.03                | 2.1   |                                  | 14                            | 8                                | 5                             | 5                                | 0                            | 0                                | 0                            | 0                               | 0                            | 0                               | 1                             | 29                               | 40                           | 19.29                           | 3.429                        |                                  |                                  |                                    |                                  |        |  |  |  |  |  |  |  |  |  |  |  |  |  |  |  |
| Jeff Pico, R (3, 1)<br>ERA: 3.71                      | 1.2   |                                  | 7                             | 1                                | 0                             | 0                                | 0                            | 1                                | 0                            | 0                               | 0                            | 0                               | 0                             | 13                               | 27                           | 0.00                            | 1.200                        |                                  |                                  |                                    |                                  |        |  |  |  |  |  |  |  |  |  |  |  |  |  |  |  |
| Calvin Schiraldi, R (5, 1)<br>ERA: 4.14               | 3.0   | W                                | 11                            | 0                                | 0                             | 0                                | 2                            | 2                                | 0                            | 0                               | 0                            | 0                               | 0                             | 32                               | 52                           | 0.00                            | 0.667                        |                                  |                                  |                                    |                                  |        |  |  |  |  |  |  |  |  |  |  |  |  |  |  |  |
| Les Lancaster, R (8, 1)<br>ERA:                       | 0.2   |                                  | 3                             | 1                                | 0                             | 0                                | 0                            | 0                                | 0                            | 0                               | 0                            | 0                               | 0                             | 4                                | 5                            | 0.00                            | 1.500                        |                                  |                                  |                                    |                                  |        |  |  |  |  |  |  |  |  |  |  |  |  |  |  |  |
| Mitch Williams, L (8, 1)<br>ERA: 1.63                 | 1.1   | S                                | 4                             | 1                                | 0                             | 0                                | 0                            | 0                                | 0                            | 0                               | 0                            | 0                               | 0                             | 11                               | 15                           | 0.00                            | 0.750                        |                                  |                                  |                                    |                                  |        |  |  |  |  |  |  |  |  |  |  |  |  |  |  |  |

**New York Mets @ Chicago Cubs**  
Wrigley Field, Chicago, IL  
Fri Jul 28 1989, 3:33 AM CDT  
Att: 37,554 - Unknown

livebaseballscorecards.com

|            |    |
|------------|----|
| <b>AB</b>  | 36 |
| <b>R</b>   | 5  |
| <b>H</b>   | 11 |
| <b>RBI</b> | 5  |
| <b>BB</b>  | 3  |
| <b>SO</b>  | 2  |
| <b>LOB</b> | 17 |





| Batter   | 1         | 2              | 3         | 4            | 5        | 6            | 7          | 8                 | 9 | AB | R | H | RBI | BB | SO | LOB |
|--|-----------|----------------|-----------|--------------|----------|--------------|------------|-------------------|---|----|---|---|-----|----|----|-----|
| Jerome Walton, R<br>OBP: 0.332, SLG: 0.402 (1, 8)    | 1-1 P4    |                | 1-2 F8 1B |              | 1-2 F8   |              | 2-1 SF7    |                   |   | 3  | 0 | 1 | 1   | 0  | 0  | 0   |
| 23 Ryne Sandberg, R<br>OBP: 0.316, SLG: 0.407 (1, 4) | 3-2 WP 2B |                | 1-1 F9    |              | 3-1 G4-3 |              | 1-0 HR 1B  |                   |   | 4  | 2 | 2 | 1   | 0  | 0  | 1   |
| Dwight Smith, L<br>OBP: 0.390, SLG: 0.492 (1, 7)     | 2-2 G3    |                | 1-2 P4    |              | 2-0 G3   |              | 1-0 HR     |                   |   | 4  | 1 | 1 | 2   | 0  | 0  | 1   |
| Mark Grace, L<br>OBP: 0.402, SLG: 0.444 (1, 3)       | 3-1 1B    |                | 1-0 G4-3  |              |          | 2-1 F8       | 4-2 BB     |                   |   | 3  | 0 | 1 | 0   | 1  | 0  | 1   |
| Andre Dawson, R<br>OBP: 0.315, SLG: 0.487 (1, 9)     | 1-3 K     |                |           | 2-2 P3       |          | 1-1 F8       | 2-3 K      |                   |   | 4  | 0 | 0 | 0   | 0  | 2  | 2   |
| Damon Berryhill, S<br>OBP: 0.272, SLG: 0.314 (1, 2)  |           | 0-0 G4-3 1B 2B |           | 3-3 K        |          | 2-2 F8       |            | 0-0 L5-4 SH1-3 1B |   | 4  | 1 | 2 | 0   | 0  | 1  | 0   |
| Vance Law, R<br>OBP: 0.285, SLG: 0.349 (1, 5)        |           | 1-1 G4-3       |           | 2-1 E5 1B    |          |              | 0-0 SF7 1B | 1-2 SH1-3         |   | 3  | 1 | 1 | 0   | 0  | 0  | 1   |
| Shawon Dunston, R<br>OBP: 0.315, SLG: 0.405 (1, 6)   |           | 0-1 CS 1B      |           | 2-2 FC6-4 1B |          | 1-2 FC6-4 1B | 1-2 SF7 1B | 2-2 L5-4          |   | 4  | 1 | 3 | 1   | 0  | 0  | 1   |
| Scott Sanderson, R<br>OBP: 0.389, SLG: 0.063 (1, 1)  |           | 2-3 K          |           | 2-2 FC6-4    |          | 2-3 K        | 2-3 K      |                   |   | 1  | 0 | 0 | 0   | 0  | 1  | 1   |
| Jeff Pico, R<br>OBP: 0.333, SLG: 0.333 (3, 1)        |           | 1-1 K          |           | 1-2 FC6-4    |          | 1-2 K        |            |                   |   | 0  | 0 | 0 | 0   | 0  | 0  | 0   |
| Lloyd McClendon, R<br>OBP: 0.393, SLG: 0.537 (4, PH) |           | 1-1 K          |           | 1-2 FC6-4    |          | 1-2 K        |            |                   |   | 1  | 0 | 0 | 0   | 0  | 0  | 2   |
| Calvin Schiraldi, R<br>OBP: 0.333, SLG: 0.372 (5, 1) |           | 1-1 K          |           | 1-2 FC6-4    |          | 1-2 K        |            |                   |   | 0  | 0 | 0 | 0   | 0  | 0  | 0   |
| Mitch Webster, S<br>OBP: 0.333, SLG: 0.372 (7, PH)   |           | 1-1 K          |           | 1-2 FC6-4    |          | 1-2 K        |            |                   |   | 1  | 0 | 0 | 0   | 0  | 1  | 2   |
| Les Lancaster, R<br>OBP: 0.250, SLG: 1.000 (8, 1)    |           | 1-1 K          |           | 1-2 FC6-4    |          | 1-2 K        |            |                   |   | 0  | 0 | 0 | 0   | 0  | 0  | 0   |
| Mitch Williams, L<br>OBP: 0.250, SLG: 1.000 (8, 1)   |           | 1-1 K          |           | 1-2 FC6-4    |          | 1-2 K        |            |                   |   | 0  | 0 | 0 | 0   | 0  | 0  | 0   |


| Inning Stats                        | R: 1   | H: 2  | E: 0  | K: 1   | S: 14 | R: 1  | H: 2   | E: 0  | K: 1  | S: 9   | R: 0  | H: 1  | E: 0   | K: 0  | S: 9  | R: 0   | H: 1  | E: 1  | K: 1   | S: 23 | R: 0  | H: 0   | E: 0  | K: 0  | S: 7   | R: 0  | H: 0  | E: 0   | K: 0  | S: 8  | R: 4   | H: 4  | E: 0  | K: 2   | S: 17 | R: 0  | H: 1   | E: 0  | K: 0  | S: 7 |
|-------------------------------------|--------|-------|-------|--------|-------|-------|--------|-------|-------|--------|-------|-------|--------|-------|-------|--------|-------|-------|--------|-------|-------|--------|-------|-------|--------|-------|-------|--------|-------|-------|--------|-------|-------|--------|-------|-------|--------|-------|-------|------|
|                                     | LOB: 1 | BB: 0 | P: 24 | LOB: 0 | BB: 0 | P: 11 | LOB: 1 | BB: 0 | P: 13 | LOB: 2 | BB: 0 | P: 34 | LOB: 0 | BB: 0 | P: 13 | LOB: 1 | BB: 1 | P: 29 | LOB: 0 | BB: 0 | P: 10 | LOB: 0 | BB: 0 | P: 10 | LOB: 0 | BB: 0 | P: 10 | LOB: 0 | BB: 0 | P: 10 | LOB: 0 | BB: 0 | P: 10 | LOB: 0 | BB: 0 | P: 10 | LOB: 0 | BB: 0 | P: 10 |      |
| PITCHER                             | IP     | WLS   | BF    | H      | R     | ER    | SO     | BB    | IBB   | HBP    | BLK   | WP    | HR     | S     | P     | ERA    | WHIP  |       |        |       |       |        |       |       |        |       |       |        |       |       |        |       |       |        |       |       |        |       |       |      |
| David Cone, R<br>ERA: 3.86 (1, 1)   | 6.2    |       | 28    | 8      | 4     | 4     | 4      | 0     | 0     | 0      | 0     | 1     | 0      | 79    | 122   | 5.40   | 1.200 |       |        |       |       |        |       |       |        |       |       |        |       |       |        |       |       |        |       |       |        |       |       |      |
| Rick Aguilera, R<br>ERA: 2.3 (7, 1) | 0.1    | L     | 4     | 2      | 2     | 2     | 1      | 1     | 0     | 0      | 0     | 0     | 1      | 8     | 15    | 54.00  | 9.000 |       |        |       |       |        |       |       |        |       |       |        |       |       |        |       |       |        |       |       |        |       |       |      |
| Jeff Innis, R<br>ERA: 1.69 (8, 1)   | 1.0    |       | 3     | 1      | 0     | 0     | 0      | 0     | 0     | 0      | 0     | 0     | 0      | 7     | 10    | 0.00   | 1.000 |       |        |       |       |        |       |       |        |       |       |        |       |       |        |       |       |        |       |       |        |       |       |      |

**BOTTOM**

**New York Mets @ Chicago Cubs**  
**Wrigley Field, Chicago, IL**  
 Fri Jul 28 1989, 3:33 AM CDT  
 Att. 37,554 - Unknown

livebaseballscorecards.com

|     |    |
|-----|----|
| AB  | 32 |
| R   | 6  |
| H   | 11 |
| RBI | 5  |
| BB  | 1  |
| SO  | 5  |
| LOB | 12 |



|    |   |     |   |    |   |    |    |
|----|---|-----|---|----|---|----|----|
| 1B | 8 | SF  | 1 | WP | 2 | PA | 35 |
| 2B | 3 | SAC | 1 | PB | 0 |    |    |
| 3B | 0 | DP  | 1 | SB | 2 |    |    |
| HR | 1 | HBP | 0 | CS | 1 |    |    |

| Batter   | 1  | 2                                | 3                             | 4                                | 5                            | 6                               | 7                                  | 8                               | 9                            | AB R H RBI BB SO LOB   | TOP                          |                                 |                               |                                  |                              |                                 |                              |                                  |                                  |                                    |                                  |        |
|--|--|----------------------------------|-------------------------------|----------------------------------|------------------------------|---------------------------------|------------------------------------|---------------------------------|------------------------------|--|------------------------------|---------------------------------|-------------------------------|----------------------------------|------------------------------|---------------------------------|------------------------------|----------------------------------|----------------------------------|------------------------------------|----------------------------------|--------|
| Juan Samuel, R (1, 8)<br>OBP: 0.309, SLG: 0.367  | 1-3<br>  | 2-1<br>E7<br>1-H<br>2B           |                               |                                  | 3-2<br>CS<br>1B              |                                 | 1-2<br>FC6-4<br>2B<br>1-2f<br>G6-3 |                                 | 3-2<br>G4-3                  | 5 1 2 0 0 1 1  |                              |                                 |                               |                                  |                              |                                 |                              |                                  |                                  |                                    |                                  |        |
| Dave Magadan, L (1, 3)<br>OBP: 0.371, SLG: 0.411   | 4-1<br>  | 2-3<br>K                         |                               |                                  | 2-3<br>SAFE<br>K             |                                 | 0-0<br>                            |                                 | 1-3<br>2B                    | 3 0 1 0 1 2 2  |                              |                                 |                               |                                  |                              |                                 |                              |                                  |                                  |                                    |                                  |        |
| Howard Johnson, S (1, 5)<br>OBP: 0.377, SLG: 0.608   | 2-3<br>K   |                                  |                               | 0-1<br>F8                        | 0-0<br>F7                    |                                 | 0-0<br>G6-3                        |                                 | 0-0<br>G6-3<br>3-H           | 4 0 0 1 0 1 3  |                              |                                 |                               |                                  |                              |                                 |                              |                                  |                                  |                                    |                                  |        |
| Darryl Strawberry, L (1, 9)<br>OBP: 0.308, SLG: 0.507<br>Don Aase, R (7, 1)  | 4-2<br>  |                                  |                               | 0-3<br>K                         | 0-0<br>CS<br>1-2             | 0-0<br>G4-3                     | 0-0<br>P1                          |                                 | 2-2<br>P1                    | 3 0 0 0 1 1 1<br>0 0 0 0 0 0 0                                   |                              |                                 |                               |                                  |                              |                                 |                              |                                  |                                  |                                    |                                  |        |
| Kevin McReynolds, R (1, 7)<br>OBP: 0.337, SLG: 0.408   | 1-3<br>K   |                                  |                               | 0-1<br>                          |                              | 0-0<br>P4                       |                                    | 0-0<br>                         | 0-0<br>G4-6-3<br>1B          | 4 0 2 0 0 1 2  |                              |                                 |                               |                                  |                              |                                 |                              |                                  |                                  |                                    |                                  |        |
| Gregg Jefferies, S (1, 4)<br>OBP: 0.288, SLG: 0.346  |  | 1-0<br>G3                        | 1-0<br>L7                     |                                  | 1-2<br>                      | 1-2<br>                         |                                    | 0-0<br>F8                       |                              | 4 0 1 0 0 0 2  |                              |                                 |                               |                                  |                              |                                 |                              |                                  |                                  |                                    |                                  |        |
| Mackey Sasser, L (1, 2)<br>OBP: 0.303, SLG: 0.400<br>Barry Lyons, R (3, 2)<br>OBP: 0.281, SLG: 0.333   |  | 0-0<br>G6-3                      |                               | 2-1<br>L8                        |                              | 0-0<br>                         |                                    | 1-0<br>G4-6-3                   |                              | 1 0 0 0 0 0 0<br>3 0 1 0 0 0 1                                   |                              |                                 |                               |                                  |                              |                                 |                              |                                  |                                  |                                    |                                  |        |
| Kevin Elster, R (1, 6)<br>OBP: 0.278, SLG: 0.333   |  | 0-1<br>                          |                               | 0-1<br>G5-3                      |                              | 1-0<br>F7                       |                                    |                                 | 2-1<br>P3                    | 4 1 1 1 0 0 2  |                              |                                 |                               |                                  |                              |                                 |                              |                                  |                                  |                                    |                                  |        |
| Wally Whitehurst, R (1, 1)<br>Jeff Innis, R (3, 1)<br>David West, L (6, 1)<br>OBP: 0.200, SLG: 0.200<br>Mookie Wilson, S (7, PH)<br>OBP: 0.238, SLG: 0.290 |  | 4-2<br>2B<br>E<br>BB             |                               | 0-2<br>G5-3                      |                              |                                 | 1-1<br>E3<br>FC6-4                 |                                 | 0-2<br>G3                    | 0 1 0 0 1 0 0<br>1 0 0 0 0 0 0<br>0 0 0 0 0 0 0<br>2 0 0 0 0 0 0 |                              |                                 |                               |                                  |                              |                                 |                              |                                  |                                  |                                    |                                  |        |
| <b>Inning Stats</b>  | R: 0<br>E: 0<br>K: 3<br>S: 16  | H: 0<br>LOB: 2<br>BB: 2<br>P: 28 | R: 2<br>E: 1<br>K: 1<br>S: 11 | H: 2<br>LOB: 1<br>BB: 1<br>P: 20 | R: 0<br>E: 0<br>K: 1<br>S: 8 | H: 1<br>LOB: 1<br>BB: 0<br>P: 9 | R: 0<br>E: 0<br>K: 0<br>S: 7       | H: 0<br>LOB: 0<br>BB: 0<br>P: 9 | R: 0<br>E: 0<br>K: 1<br>S: 7 | H: 1<br>LOB: 0<br>BB: 0<br>P: 12                                 | R: 0<br>E: 0<br>K: 0<br>S: 7 | H: 2<br>LOB: 2<br>BB: 0<br>P: 9 | R: 1<br>E: 1<br>K: 0<br>S: 10 | H: 1<br>LOB: 1<br>BB: 0<br>P: 14 | R: 0<br>E: 0<br>K: 0<br>S: 3 | H: 1<br>LOB: 0<br>BB: 0<br>P: 4 | R: 0<br>E: 0<br>K: 0<br>S: 8 | H: 0<br>LOB: 0<br>BB: 0<br>P: 13 | 1B: 5<br>2B: 2<br>3B: 0<br>HR: 1 | SF: 0<br>SAC: 0<br>DP: 1<br>HBP: 0 | WP: 0<br>PB: 0<br>SB: 0<br>CS: 1 | PA: 38 |
| <b>PITCHER</b><br>Greg Maddux, R (1, 1)<br>ERA: 2.95   | IP 9.0<br>WLS W<br>BF 37<br>H 8<br>R 3<br>ER 1<br>SO 6<br>BB 3<br>IBB 0<br>HBP 0<br>BLK 0<br>WP 0<br>HR 1<br>S 77<br>P 118<br>ERA 1.00<br>WHIP 1.222 |                                  |                               |                                  |                              |                                 |                                    |                                 |                              |  |                              |                                 |                               |                                  |                              |                                 |                              |                                  |                                  |                                    |                                  |        |

**New York Mets @ Chicago Cubs**  
Wrigley Field, Chicago, IL  
Sat Jul 29 1989, 3:33 AM CDT  
Att. 38,012 - Cloudy - 78 F

[livebaseballscorecards.com](http://livebaseballscorecards.com)

|            |           |
|------------|-----------|
| <b>AB</b>  | <b>34</b> |
| <b>R</b>   | <b>3</b>  |
| <b>H</b>   | <b>8</b>  |
| <b>RBI</b> | <b>2</b>  |
| <b>BB</b>  | <b>3</b>  |
| <b>SO</b>  | <b>6</b>  |
| <b>LOB</b> | <b>14</b> |



BOTTOM

New York Mets @ Chicago Cubs  
Wrigley Field, Chicago, IL  
Sat Jul 29 1989, 3:33 AM CDT  
Att: 38,012 - Cloudy - 78 F

livebaseballscorecards.com

AB 40  
R 10  
H 18  
RBI 10  
BB 2  
SO 1  
LOB 16



WP: 0 PA: 43  
PB: 0  
SB: 0  
CS: 0

AB R H RBI BB SO LOB

|   |   |   |   |   |   |   |
|---|---|---|---|---|---|---|
| 5 | 2 | 3 | 0 | 0 | 0 | 0 |
| 4 | 4 | 3 | 2 | 1 | 0 | 1 |
| 5 | 2 | 4 | 2 | 0 | 0 | 1 |
| 5 | 0 | 1 | 2 | 0 | 0 | 4 |
| 2 | 1 | 0 | 1 | 1 | 0 | 2 |
| 1 | 0 | 0 | 0 | 0 | 0 | 0 |
| 5 | 1 | 3 | 2 | 0 | 0 | 1 |
| 5 | 0 | 2 | 1 | 0 | 0 | 1 |
| 4 | 0 | 2 | 0 | 0 | 1 | 2 |
| 4 | 0 | 0 | 0 | 0 | 0 | 4 |

1B: 13 SF: 1  
2B: 3 SAC: 0  
3B: 0 DP: 1  
HR: 2 HBP: 0

| Batter   | 1                    | 2               | 3                        | 4                            | 5           | 6                               | 7                | 8 | 9 |
|--|----------------------|-----------------|--------------------------|------------------------------|-------------|---------------------------------|------------------|---|---|
| Jerome Walton, R<br>OBP: 0.337, SLG: 0.405<br>(1, 8)   | 0-0<br>G1-3<br>1B    |                 | 1-0<br>23 HR<br>1B       | 1-0<br>23 1B<br>1B           |             | 0-2<br>23 FC6-4<br>1B           | 1-1<br>G6-3      |   |   |
| 23 Ryne Sandberg, R<br>OBP: 0.322, SLG: 0.418<br>(1, 4)  | 3-2<br>FC6-4<br>1B   |                 | 0-1<br>SAFE<br>HR        | 0-2<br>SAFE<br>1B<br>1B      |             | 1-1<br>FC6-4<br>1B<br>G4-3      | 4-2<br>2B<br>BB  |   |   |
| Dwight Smith, L<br>OBP: 0.399, SLG: 0.510<br>(1, 7)  | 0-0<br>FC6-4<br>1-2f |                 | 1-0<br>G4-3<br>SF8<br>2B | 0-0<br>G6-4-3<br>1B<br>1B    |             | 3-1<br>SAFE<br>1B<br>1B<br>G4-3 | 2-0<br>1-H<br>2B |   |   |
| Mark Grace, L<br>OBP: 0.399, SLG: 0.440<br>(1, 3)  | 1-1<br>FC6-4<br>1-2f |                 | 2-0<br>G4-3              | 1-0<br>G6-4-3<br>1B          |             | 0-0<br>G4-3                     | 0-1<br>F8        |   |   |
| Andre Dawson, R<br>OBP: 0.313, SLG: 0.482<br>Darrin Jackson, R<br>OBP: 0.282, SLG: 0.308<br>(1, 9)<br>(7, 9) |                      | 0-1<br>F2       | 0-0<br>SF8               | 2-1<br>G6-4-3<br>1-2f<br>2-3 |             | 4-0<br>1B<br>2B<br>IBB          | 1-1<br>F9        |   |   |
| Damon Berryhill, S<br>OBP: 0.278, SLG: 0.331<br>(1, 2)   |                      | 3-1<br>1B<br>1B | 2-2<br>HR                | 1-0<br>L9                    |             | 1-2<br>2B<br>1B<br>1-2<br>2-H   | 2-1<br>G3-1      |   |   |
| Vance Law, R<br>OBP: 0.287, SLG: 0.354<br>(1, 5)   |                      | 0-0<br>F7       | 3-1<br>1B<br>1B          |                              | 2-2<br>G5-3 | 1-1<br>1-3<br>2-H<br>2B         | 2-2<br>P3        |   |   |
| Shawon Dunston, R<br>OBP: 0.317, SLG: 0.407<br>(1, 6)  |                      | 0-1<br>1B       | 3-2<br>1B                |                              | 3-2<br>G5-3 | 2-3<br>K                        |                  |   |   |
| Greg Maddux, R<br>OBP: 0.269, SLG: 0.294<br>(1, 1)   |                      | 0-0<br>G3-1     | 0-1<br>G6-3              |                              | 0-2<br>G4-3 |                                 | 0-1<br>L9        |   |   |

| Inning Stats | R: 0 | H: 1 | E: 0 | LOB: 1 | K: 0 | BB: 0 | S: 8 | R: 0 | H: 2 | E: 0 | LOB: 2 | K: 0 | BB: 0 | S: 8 | R: 4 | H: 6 | E: 0 | LOB: 2 | K: 0 | BB: 0 | S: 16 | R: 2 | H: 4 | E: 0 | LOB: 1 | K: 0 | BB: 0 | S: 9 | R: 0 | H: 0 | E: 0 | LOB: 0 | K: 0 | BB: 0 | S: 11 | R: 3 | H: 4 | E: 0 | LOB: 2 | K: 1 | BB: 1 | S: 16 | R: 1 | H: 1 | E: 0 | LOB: 1 | K: 0 | BB: 1 | S: 9 | R: 0 | H: 0 | E: 0 | LOB: 0 | K: 0 | BB: 0 | S: 8 | H: 0 | LOB: 0 | K: 0 | BB: 0 | S: 13 |
|--------------|------|------|------|--------|------|-------|------|------|------|------|--------|------|-------|------|------|------|------|--------|------|-------|-------|------|------|------|--------|------|-------|------|------|------|------|--------|------|-------|-------|------|------|------|--------|------|-------|-------|------|------|------|--------|------|-------|------|------|------|------|--------|------|-------|------|------|--------|------|-------|-------|
|--------------|------|------|------|--------|------|-------|------|------|------|------|--------|------|-------|------|------|------|------|--------|------|-------|-------|------|------|------|--------|------|-------|------|------|------|------|--------|------|-------|-------|------|------|------|--------|------|-------|-------|------|------|------|--------|------|-------|------|------|------|------|--------|------|-------|------|------|--------|------|-------|-------|

| PITCHER                                   | IP  | WLS | BF | H | R | ER | SO | BB | IBB | HBP | BLK | WP | HR | S  | P  | ERA   | WHIP  |       |
|---|-----|-----|----|---|---|----|----|----|-----|-----|-----|----|----|----|----|-------|-------|-------|
| Wally Whitehurst, R<br>ERA: 9.0<br>(1, 1) | 2.2 | L   | 17 | 9 | 4 | 4  | 0  | 0  | 0   | 0   | 0   | 0  | 0  | 2  | 30 | 49    | 13.50 | 3.375 |
| Jeff Innis, R<br>ERA: 3.0<br>(3, 1)       | 2.2 |     | 13 | 6 | 4 | 4  | 0  | 0  | 0   | 0   | 0   | 0  | 0  | 29 | 43 | 13.50 | 2.250 |       |
| David West, L<br>ERA: 7.4<br>(6, 1)       | 0.2 |     | 5  | 2 | 1 | 1  | 1  | 0  | 1   | 0   | 0   | 0  | 0  | 9  | 17 | 13.50 | 3.000 |       |
| Don Aase, R<br>ERA: 3.56<br>(7, 1)        | 2.0 |     | 8  | 1 | 1 | 1  | 0  | 1  | 0   | 0   | 0   | 0  | 0  | 17 | 29 | 4.50  | 1.000 |       |

**New York Mets @ Chicago Cubs**  
 Wrigley Field, Chicago, IL  
 Sun Jul 30 1989, 3:33 AM CDT  
 Att. 36,837 - Overcast - 74 F

livebaseballscorecards.com

|     |    |
|-----|----|
| AB  | 30 |
| R   | 4  |
| H   | 5  |
| RBI | 4  |
| BB  | 3  |
| SO  | 3  |
| LOB | 6  |



|     |   |     |    |
|-----|---|-----|----|
| WP: | 1 | PA: | 34 |
| PB: | 0 |     |    |
| SB: | 0 |     |    |
| CS: | 1 |     |    |

AB R H RBI BB SO LOB

|   |   |   |   |   |   |   |
|---|---|---|---|---|---|---|
| 4 | 0 | 1 | 0 | 0 | 1 | 1 |
| 4 | 0 | 0 | 0 | 0 | 0 | 1 |
| 3 | 0 | 0 | 0 | 1 | 0 | 1 |
| 3 | 1 | 0 | 0 | 1 | 2 | 1 |
| 4 | 1 | 1 | 0 | 0 | 0 | 0 |
| 4 | 0 | 0 | 1 | 0 | 0 | 1 |
| 0 | 0 | 0 | 0 | 0 | 0 | 0 |
| 3 | 1 | 1 | 0 | 1 | 0 | 0 |
| 2 | 1 | 1 | 1 | 0 | 0 | 0 |
| 2 | 0 | 0 | 0 | 0 | 0 | 1 |
| 1 | 0 | 1 | 2 | 0 | 0 | 0 |
| 0 | 0 | 0 | 0 | 0 | 0 | 0 |
| 0 | 0 | 0 | 0 | 0 | 0 | 0 |
| 0 | 0 | 0 | 0 | 0 | 0 | 0 |

| Batter  | 1         | 2 | 3           | 4               | 5                               | 6          | 7           | 8                      | 9           |
|---|-----------|---|-------------|-----------------|---------------------------------|------------|-------------|------------------------|-------------|
| Juan Samuel, R<br>OBP: 0.309, SLG: 0.365<br>(1, 8)  | 0-0<br>L7 |   |             | 1-2<br>CS<br>1B |                                 | 1-3<br>K   | 2-2<br>FC5  |                        |             |
| Dave Magadan, L<br>OBP: 0.366, SLG: 0.405<br>(1, 3)   | 2-1<br>G3 |   |             | 2-2<br>F7       |                                 | 1-0<br>F8  |             | 2-2<br>G6-3            |             |
| Howard Johnson, S<br>OBP: 0.376, SLG: 0.603<br>(1, 5)   | 0-0<br>P5 |   |             | 3-1<br>P5       |                                 | 4-1<br>BB  |             | 1-1<br>F7              |             |
| Darryl Strawberry, L<br>OBP: 0.308, SLG: 0.502<br>(1, 9)  |           |   | 3-1<br>F7   |                 | 4-1<br>2B<br>G4-3<br>BB         | 2-3<br>K   |             | 2-3<br>K               |             |
| Kevin McReynolds, R<br>OBP: 0.336, SLG: 0.409<br>(1, 7)   |           |   | 0-1<br>G5-3 |                 | 1 SAFE 0-0<br>G4-3<br>SF8<br>2B |            | 1-0<br>G6-3 |                        | 1-2<br>F9   |
| Gregg Jefferies, S<br>OBP: 0.284, SLG: 0.342<br>Randy Myers, L<br>(9, 1)  |           |   | 2-2<br>L1-3 |                 | 0-1<br>G4-3                     |            | 0-0<br>G4-3 |                        | 0-2<br>G5-3 |
| Gary Carter, R<br>OBP: 0.194, SLG: 0.169<br>(1, 2)  |           |   |             | 0-0<br>G6-3     |                                 | 4-0<br>BB  |             | 0-0<br>2B<br>1B<br>1B  |             |
| Kevin Elster, R<br>OBP: 0.279, SLG: 0.338<br>(1, 6)   |           |   |             | 1-0<br>P2       |                                 | 0-0<br>SF8 |             | 2-0<br>1B<br>2B        |             |
| Bob Ojeda, L<br>OBP: 0.190, SLG: 0.150<br>Keith Hernandez, L<br>OBP: 0.342, SLG: 0.379<br>Ron Darling, R<br>OBP: 0.174, SLG: 0.311<br>Rick Aguilera, R<br>(7, 1)<br>Tim Teufel, R<br>OBP: 0.366, SLG: 0.321<br>(9, 4) |           |   |             | 2-0<br>G6-3     |                                 | 1-0<br>G3  |             | 0-0<br>FC5<br>WP<br>1B |             |

| Inning Stats | R: 0 | H: 0 | E: 0 | K: 0 | S: 4 | P: 6 | R: 0 | H: 0 | E: 0 | K: 0 | S: 7 | P: 12 | R: 0 | H: 1 | E: 0 | K: 0 | S: 8 | P: 14 | R: 2 | H: 1 | E: 0 | K: 2 | S: 8 | P: 16 | R: 2 | H: 3 | E: 0 | K: 0 | S: 8 | P: 13 | R: 0 | H: 0 | E: 0 | K: 1 | S: 9 | P: 14 | R: 0 | H: 0 | E: 0 | K: 0 | S: 7 | P: 8 | 1B: 3 | SF: 1 | 2B: 2 | SAC: 0 | 3B: 0 | DP: 0 | HR: 0 | HBP: 0 | WP: 1 | PA: 34 |
|--------------|------|------|------|------|------|------|------|------|------|------|------|-------|------|------|------|------|------|-------|------|------|------|------|------|-------|------|------|------|------|------|-------|------|------|------|------|------|-------|------|------|------|------|------|------|-------|-------|-------|--------|-------|-------|-------|--------|-------|--------|
|--------------|------|------|------|------|------|------|------|------|------|------|------|-------|------|------|------|------|------|-------|------|------|------|------|------|-------|------|------|------|------|------|-------|------|------|------|------|------|-------|------|------|------|------|------|------|-------|-------|-------|--------|-------|-------|-------|--------|-------|--------|

| PITCHER                                  | IP  | WLS | BF | H | R | ER | SO | BB | IBB | HBP | BLK | WP | HR | S  | P  | ERA  | WHIP  |
|--|-----|-----|----|---|---|----|----|----|-----|-----|-----|----|----|----|----|------|-------|
| Mike Bielecki, R<br>ERA: 2.84<br>(1, 1)  | 6.2 |     | 26 | 4 | 4 | 4  | 2  | 3  | 0   | 0   | 0   | 0  | 0  | 40 | 76 | 5.40 | 1.050 |
| Mitch Williams, L<br>ERA: 1.63<br>(7, 1) | 0.0 |     | 1  | 1 | 0 | 0  | 0  | 0  | 0   | 0   | 0   | 0  | 0  | 1  | 1  | ∞    | ∞     |
| Les Lancaster, R<br>ERA:<br>(7, 1)       | 2.1 | W   | 7  | 0 | 0 | 0  | 1  | 0  | 0   | 0   | 0   | 1  | 0  | 19 | 27 | 0.00 | 0.000 |

| Batter  | 1                        | 2                    | 3                              | 4                 | 5                 | 6                       | 7               | 8              | 9                         | AB R H RBI BB SO LOB                            |
|---|--------------------------|----------------------|--------------------------------|-------------------|-------------------|-------------------------|-----------------|----------------|---------------------------|---|
| Jerome Walton, R<br>OBP: 0.341, SLG: 0.409<br>(1, 8)  | 1-0<br>L9<br>1B          |                      | 1-0<br>SH1-3<br>BB<br>1B       | 0-0<br>S<br>1B    |                   | 2-1<br>F7<br>3-H<br>1B  |                 |                | 0-1<br>HR<br>23 WVP<br>1B | 5 2 3 0 0 0 0                                   |
| 23 Ryne Sandberg, R<br>OBP: 0.321, SLG: 0.416<br>(1, 4)   | 1-1<br>1B<br>SF7<br>1B   |                      | 1-1<br>BB<br>SH1-3<br>1-2      | 1-0<br>F9<br>1B   |                   | 1-1<br>F9<br>1B         |                 |                | 1-3<br>K<br>1-2           | 5 1 1 0 0 1 3                                   |
| Mark Grace, L<br>OBP: 0.403, SLG: 0.452<br>(1, 3)   | 0-0<br>E<br>1-3<br>1B    |                      | 0-1<br>SH1-3<br>1-2<br>2-3     | 4-1<br>BB<br>1-2  |                   |                         | 0-1<br>G3<br>1B |                | 1-0<br>HR<br>2-H          | 3 1 2 2 1 0 0                                   |
| Andre Dawson, R<br>OBP: 0.313, SLG: 0.478<br>(1, 9)   | 1-1<br>SF7<br>1-3<br>3-H |                      | 4-0<br>BB<br>IBB               | 0-2<br>G3-1<br>1B |                   |                         | 0-0<br>P6<br>1B |                |                           | 2 0 0 1 1 0 2                                   |
| Lloyd McClendon, R<br>OBP: 0.392, SLG: 0.530<br>Dwight Smith, L<br>OBP: 0.397, SLG: 0.508<br>(7, PH)<br>(8, 7)                    | 1-0<br>G5-3<br>1B        |                      | 4-2<br>BB<br>1-2<br>2-3<br>3-H |                   | 1-3<br>K<br>1B    |                         | 2-2<br>F8<br>1B |                |                           | 2 0 0 1 1 1 1<br>1 0 0 0 0 0 0                  |
| Damon Berryhill, S<br>OBP: 0.277, SLG: 0.330<br>(1, 2)  |                          | 1-1<br>FC6-4<br>1B   |                                | 1-2<br>G6-3<br>1B |                   |                         | 1-2<br>P5<br>1B |                |                           | 4 0 1 0 0 1 3                                   |
| Vance Law, R<br>OBP: 0.284, SLG: 0.349<br>(1, 5)  |                          | 3-1<br>F9<br>1B      | 1-2<br>F7<br>1B                |                   | 0-0<br>G4-3<br>1B |                         |                 | 1-3<br>K<br>1B |                           | 4 0 0 0 0 1 4                                   |
| Shawon Dunston, R<br>OBP: 0.320, SLG: 0.417<br>(1, 6)   |                          | 0-0<br>FC6-4<br>1-2f |                                | 1-0<br>HR<br>1B   |                   | 4-2<br>SH1-4<br>E<br>BB |                 | 2-3<br>K<br>1B |                           | 3 2 1 1 1 1 1                                   |
| Mike Bielecki, R<br>OBP: 0.047, SLG: 0.024<br>Mitch Williams, L<br>(7, 1)<br>Les Lancaster, R<br>OBP: 0.333, SLG: 0.667<br>(7, 1) | 1-1<br>G4-3<br>1B        |                      | 0-1<br>G1-3<br>1B              |                   |                   | 0-2<br>SH1-4<br>1-3     |                 |                | 1-3<br>K<br>1B            | 2 0 0 0 0 0 1<br>0 0 0 0 0 0 0<br>1 0 0 0 0 1 0 |

| Inning Stats | R: 1 | H: 2 | E: 1 | K: 0 | S: 7 | R: 0 | H: 1 | E: 0 | K: 0 | S: 7 | R: 1 | H: 1 | E: 1 | K: 1 | S: 20 | R: 1 | H: 2 | E: 0 | K: 0 | S: 9 | R: 0 | H: 0 | E: 0 | K: 1 | S: 7 | R: 1 | H: 0 | E: 1 | K: 0 | S: 9 | R: 0 | H: 0 | E: 0 | K: 0 | S: 7 | R: 0 | H: 0 | E: 0 | K: 2 | S: 10 | R: 0 | H: 0 | E: 0 | K: 2 | S: 10 | R: 2 | H: 2 | E: 0 | K: 2 | S: 10 | 1B: 6 | 2B: 0 | 3B: 0 | HR: 2 | SF: 1 | SAC: 2 | DP: 0 | HBP: 0 | WP: 1 | PB: 0 | SB: 1 | CS: 0 | PA: 39 |
|--------------|------|------|------|------|------|------|------|------|------|------|------|------|------|------|-------|------|------|------|------|------|------|------|------|------|------|------|------|------|------|------|------|------|------|------|------|------|------|------|------|-------|------|------|------|------|-------|------|------|------|------|-------|-------|-------|-------|-------|-------|--------|-------|--------|-------|-------|-------|-------|--------|
|--------------|------|------|------|------|------|------|------|------|------|------|------|------|------|------|-------|------|------|------|------|------|------|------|------|------|------|------|------|------|------|------|------|------|------|------|------|------|------|------|------|-------|------|------|------|------|-------|------|------|------|------|-------|-------|-------|-------|-------|-------|--------|-------|--------|-------|-------|-------|-------|--------|

| PITCHER                                 | IP  | WLS | BF | H | R | ER | SO | BB | IBB | HBP | BLK | WP | HR | S  | P  | ERA  | WHIP  |
|---|-----|-----|----|---|---|----|----|----|-----|-----|-----|----|----|----|----|------|-------|
| Bob Ojeda, L<br>ERA: 3.85<br>(1, 1)     | 6.0 |     | 29 | 6 | 4 | 2  | 2  | 3  | 1   | 0   | 0   | 0  | 1  | 59 | 96 | 3.00 | 1.500 |
| Rick Aguilera, R<br>ERA: 2.34<br>(7, 1) | 2.2 | L   | 9  | 1 | 1 | 1  | 4  | 0  | 0   | 0   | 0   | 1  | 0  | 26 | 34 | 3.38 | 0.375 |
| Randy Myers, L<br>ERA: 1.74<br>(9, 1)   | 0.0 |     | 1  | 1 | 1 | 1  | 0  | 0  | 0   | 0   | 0   | 0  | 1  | 1  | 2  | ∞    | ∞     |

**BOTTOM**

**New York Mets @ Chicago Cubs**  
Wrigley Field, Chicago, IL  
Sun Jul 30 1989, 3:33 AM CDT  
Att. 36,837 - Overcast - 74 F

|            |           |
|------------|-----------|
| <b>AB</b>  | <b>32</b> |
| <b>R</b>   | <b>6</b>  |
| <b>H</b>   | <b>8</b>  |
| <b>RBI</b> | <b>5</b>  |
| <b>BB</b>  | <b>4</b>  |
| <b>SO</b>  | <b>6</b>  |
| <b>LOB</b> | <b>15</b> |

| PITCHER | IP | WLS | BF | H | R | ER | SO | BB | IBB | HBP | BLK | WP | HR | S | P | ERA | WHIP |
|---------|----|-----|----|---|---|----|----|----|-----|-----|-----|----|----|---|---|-----|------|
|---------|----|-----|----|---|---|----|----|----|-----|-----|-----|----|----|---|---|-----|------|

| Batter   | 1   | 2                                | 3                            | 4                                | 5                             | 6                                | 7                            | 8                                | 9                            | AB R H RBI BB SO LOB   | TOP  |                                  |                              |                                  |                               |                                  |                              |                                 |                                  |                                    |                                  |        |
|--|---|----------------------------------|------------------------------|----------------------------------|-------------------------------|----------------------------------|------------------------------|----------------------------------|------------------------------|--|--|----------------------------------|------------------------------|----------------------------------|-------------------------------|----------------------------------|------------------------------|---------------------------------|----------------------------------|------------------------------------|----------------------------------|--------|
| Juan Samuel, R (1, 8)<br>OBP: 0.308, SLG: 0.362      | 1-2 F8  |                                  | 2-2 P8                       |                                  |                               | 3-2 L8                           |                              | 2-2 2B HBP                       |                              | 3 0 0 0 0 0 0  |  |                                  |                              |                                  |                               |                                  |                              |                                 |                                  |                                    |                                  |        |
| Dave Magadan, L (1, 3)<br>OBP: 0.364, SLG: 0.406     | 0-0 F7  |                                  |                              | 3-1 G3                           |                               |                                  | 1-0 G4-3                     | 1-0 2B                           |                              | 4 0 1 2 0 0 0  |  |                                  |                              |                                  |                               |                                  |                              |                                 |                                  |                                    |                                  |        |
| Howard Johnson, S (1, 5)<br>OBP: 0.377, SLG: 0.599   | 2-2 P5  |                                  |                              | 3-2 P6                           |                               |                                  | 4-1 BB                       | 4-0 IBB                          |                              | 2 0 0 0 2 0 0  |  |                                  |                              |                                  |                               |                                  |                              |                                 |                                  |                                    |                                  |        |
| Darryl Strawberry, L (1, 9)<br>Randy Myers, L (8, 1) |   | 4-1 CS BB                        |                              | 1-3 K                            |                               |                                  | 1-3 BB                       | 2-2 P6                           |                              | 3 0 0 0 1 2 4<br>0 0 0 0 0 0 0                                   |  |                                  |                              |                                  |                               |                                  |                              |                                 |                                  |                                    |                                  |        |
| Kevin McReynolds, R (1, 7)<br>OBP: 0.332, SLG: 0.404 |   | 3-3 K                            |                              |                                  | 1-0 G6-3                      |                                  | 2-3 K                        |                                  | 0-0 P6                       | 4 0 0 0 0 2 2  |  |                                  |                              |                                  |                               |                                  |                              |                                 |                                  |                                    |                                  |        |
| Tim Teufel, R (1, 4)<br>OBP: 0.363, SLG: 0.319       |   | 0-0 1B                           |                              |                                  | 1-2 G5-3                      |                                  |                              | 2-3 K                            | 0-3 K                        | 4 0 1 0 0 2 0  |  |                                  |                              |                                  |                               |                                  |                              |                                 |                                  |                                    |                                  |        |
| Gary Carter, R (1, 2)<br>OBP: 0.190, SLG: 0.165      |   | 1-1 G6-3                         |                              |                                  | 1-1 G4-3                      |                                  |                              | 4-2 HBP 1B 2B BB                 | 1-3 K                        | 2 0 0 0 0 0 1<br>0 0 0 0 1 0 0<br>0 1 0 0 0 0 0<br>1 0 0 0 0 1 0 | AB 29<br>R 2<br>H 3<br>RBI 2<br>BB 4<br>SO 10<br>LOB 8 |                                  |                              |                                  |                               |                                  |                              |                                 |                                  |                                    |                                  |        |
| Keith Hernandez, L (8, PH)<br>OBP: 0.346, SLG: 0.379 |   |                                  |                              |                                  |                               |                                  |                              |                                  |                              |  |  |                                  |                              |                                  |                               |                                  |                              |                                 |                                  |                                    |                                  |        |
| Bob Ojeda, L (8, PR)<br>OBP: 0.190, SLG: 0.150       |   |                                  |                              |                                  |                               |                                  |                              |                                  |                              |  |  |                                  |                              |                                  |                               |                                  |                              |                                 |                                  |                                    |                                  |        |
| Gregg Jefferies, S (8, 5)<br>OBP: 0.264, SLG: 0.341  |   |                                  |                              |                                  |                               |                                  |                              |                                  |                              |  |  |                                  |                              |                                  |                               |                                  |                              |                                 |                                  |                                    |                                  |        |
| Kevin Elster, R (1, 6)<br>OBP: 0.277, SLG: 0.336     |   |                                  | 2-2 F7                       |                                  |                               | 1-1 F7                           |                              | 0-3 K                            |                              | 2 0 0 0 0 0 0<br>1 0 0 0 0 1 1                                   |  |                                  |                              |                                  |                               |                                  |                              |                                 |                                  |                                    |                                  |        |
| Mookie Wilson, S (8, PH)<br>OBP: 0.237, SLG: 0.289   |   |                                  |                              |                                  |                               |                                  |                              |                                  |                              |  |  |                                  |                              |                                  |                               |                                  |                              |                                 |                                  |                                    |                                  |        |
| Ron Darling, R (1, 1)<br>OBP: 0.167, SLG: 0.298      |   |                                  | 2-3 K                        |                                  |                               | 1-3 K                            |                              | 0-0 HBP                          |                              | 2 0 0 0 0 2 0<br>1 1 1 0 0 0 0<br>0 0 0 0 0 0 0                  |  |                                  |                              |                                  |                               |                                  |                              |                                 |                                  |                                    |                                  |        |
| Mackey Sasser, L (8, PH)<br>OBP: 0.308, SLG: 0.405   |   |                                  |                              |                                  |                               |                                  |                              | 1-2 2B                           | 1B                           |  |  |                                  |                              |                                  |                               |                                  |                              |                                 |                                  |                                    |                                  |        |
| Barry Lyons, R (8, 2)<br>OBP: 0.281, SLG: 0.333      |   |                                  |                              |                                  |                               |                                  |                              |                                  |                              |  |  |                                  |                              |                                  |                               |                                  |                              |                                 |                                  |                                    |                                  |        |
| <b>Inning Stats</b>                                  | R: 0<br>E: 0<br>K: 0<br>S: 9                          | H: 0<br>LOB: 0<br>BB: 0<br>P: 12 | R: 0<br>E: 0<br>K: 1<br>S: 7 | H: 1<br>LOB: 1<br>BB: 1<br>P: 15 | R: 0<br>E: 0<br>K: 1<br>S: 10 | H: 0<br>LOB: 0<br>BB: 0<br>P: 16 | R: 0<br>E: 0<br>K: 1<br>S: 8 | H: 0<br>LOB: 0<br>BB: 0<br>P: 15 | R: 0<br>E: 0<br>K: 0<br>S: 6 | H: 0<br>LOB: 0<br>BB: 0<br>P: 9                                  | R: 0<br>E: 0<br>K: 1<br>S: 10                          | H: 0<br>LOB: 0<br>BB: 0<br>P: 15 | R: 0<br>E: 0<br>K: 2<br>S: 9 | H: 0<br>LOB: 1<br>BB: 1<br>P: 17 | R: 2<br>E: 0<br>K: 2<br>S: 18 | H: 2<br>LOB: 3<br>BB: 2<br>P: 33 | R: 0<br>E: 0<br>K: 2<br>S: 7 | H: 0<br>LOB: 0<br>BB: 0<br>P: 8 | 1B: 2<br>2B: 2<br>3B: 0<br>HR: 0 | SF: 0<br>SAC: 0<br>DP: 1<br>HBP: 1 | WP: 0<br>PB: 0<br>SB: 1<br>CS: 1 | PA: 34 |
| <b>PITCHER</b>                                       | IP WLS BF H R ER SO BB IBB HBP BLK WP HR S P ERA WHIP |                                  |                              |                                  |                               |                                  |                              |                                  |                              |  |  |                                  |                              |                                  |                               |                                  |                              |                                 |                                  |                                    |                                  |        |
| Jose DeLeon, R (1, 1)<br>ERA: 3.19                   | 7.2 W 29 3 2 2 8 3 0 1 0 0 0 0 73 122 2.35 0.783      |                                  |                              |                                  |                               |                                  |                              |                                  |                              |  |  |                                  |                              |                                  |                               |                                  |                              |                                 |                                  |                                    |                                  |        |
| Ken Dayley, L (8, 1)<br>ERA: 2.66                    | 0.1 2 0 0 0 0 0 1 0 0 0 0 0 4 10 0.00 0.000           |                                  |                              |                                  |                               |                                  |                              |                                  |                              |  |  |                                  |                              |                                  |                               |                                  |                              |                                 |                                  |                                    |                                  |        |
| Todd Worrell, R (9, 1)<br>ERA: 1.21                  | 1.0 S 3 0 0 0 2 0 0 0 0 0 0 0 7 8 0.00 0.000          |                                  |                              |                                  |                               |                                  |                              |                                  |                              |  |  |                                  |                              |                                  |                               |                                  |                              |                                 |                                  |                                    |                                  |        |

**New York Mets @ St. Louis Cardinals**  
 Busch Stadium, St. Louis, MO  
 Mon Jul 31 1989, 7:05 PM CDT  
 Att: 39,657 - Unknown

livebaseballscorecards.com



| Batter   | 1           | 2                   | 3                                | 4           | 5               | 6                | 7                           | 8               | 9           | AB | R | H | RBI | BB | SO | LOB |
|--|-------------|---------------------|----------------------------------|-------------|-----------------|------------------|-----------------------------|-----------------|-------------|----|---|---|-----|----|----|-----|
| Vince Coleman, S<br>OBP: 0.333, SLG: 0.337<br>(1, 7)                   | 0-0<br>G4-3 |                     | 0-0<br>2B<br>SF9<br>1B           |             | 0-1<br>G4-3     |                  | 1-1<br>G4-3                 |                 |             | 4  | 1 | 1 | 0   | 0  | 0  | 0   |
| Ozzie Smith, S<br>OBP: 0.363, SLG: 0.390<br>(1, 6)                     | 2-2<br>G6-3 |                     | 0-0<br>SF9<br>1-3<br>2-H<br>2B   |             | 0-1<br>G4-3     |                  | 1-2<br>1B<br>SF8<br>1B      |                 |             | 4  | 1 | 2 | 1   | 0  | 0  | 0   |
| José Oquendo, S<br>OBP: 0.361, SLG: 0.369<br>(1, 4)                    | 1-0<br>L9   |                     | 2-1<br>SF9<br>2-3<br>3-H         |             | 4-1<br>S<br>BB  |                  | 1-2<br>E<br>1B<br>1B<br>1-3 |                 |             | 2  | 0 | 1 | 1   | 1  | 0  | 0   |
| Pedro Guerrero, R<br>OBP: 0.383, SLG: 0.456<br>(1, 3)                  |             | 4-1<br>G4-3<br>BB   | 1-3<br>K                         |             | 3-3<br>K<br>1-2 |                  | 0-1<br>SF8                  |                 |             | 2  | 0 | 0 | 1   | 1  | 2  | 2   |
| Milt Thompson, L<br>OBP: 0.342, SLG: 0.381<br>(1, 8)                   |             | 0-0<br>G4-3<br>1-2f |                                  | 2-2<br>G4-3 |                 | 0-1<br>L9        | 0-1<br>E4<br>S<br>1B<br>1-3 |                 |             | 4  | 0 | 1 | 0   | 0  | 0  | 1   |
| Tom Brunansky, R<br>OBP: 0.325, SLG: 0.428<br>(1, 9)                   |             | 0-0<br>S<br>1B      |                                  | 3-1<br>G6-3 |                 | 4-2<br>G3<br>BB  | 3-3<br>K<br>1-2             |                 |             | 3  | 0 | 1 | 0   | 1  | 1  | 2   |
| Terry Pendleton, S<br>OBP: 0.303, SLG: 0.359<br>(1, 5)                 |             | 0-1<br>L7<br>1-2    |                                  | 0-0<br>2B   |                 | 0-1<br>G3<br>1-2 |                             | 1-1<br>CS<br>3B |             | 4  | 0 | 2 | 0   | 0  | 0  | 2   |
| Tony Peña, R<br>OBP: 0.322, SLG: 0.349<br>(1, 2)                       |             |                     | 2-1<br>FC1-6<br>1B               |             | 4-0<br>IBB      |                  | 4-0<br>IBB                  |                 | 2-3<br>K    | 2  | 0 | 1 | 0   | 2  | 1  | 1   |
| Jose DeLeon, R<br>OBP: 0.113, SLG: 0.078<br>Ken Dayley, L<br>(8, 1)    |             |                     | 0-0<br>FC1-6<br>1B<br>1-2f<br>2B |             | 1-3<br>K        |                  | 2-3<br>K                    |                 | 2-2<br>G5-3 | 3  | 1 | 0 | 0   | 0  | 2  | 5   |
| Tom Pagnozzi, R<br>OBP: 0.235, SLG: 0.197<br>Todd Worrell, R<br>(9, 1) |             |                     |                                  |             |                 |                  |                             |                 |             | 0  | 0 | 0 | 0   | 0  | 0  | 0   |
|  |             |                     |                                  |             |                 |                  |                             |                 |             | 1  | 0 | 0 | 0   | 0  | 0  | 1   |
|  |             |                     |                                  |             |                 |                  |                             |                 |             | 0  | 0 | 0 | 0   | 0  | 0  | 0   |


| Inning Stats | R: 0   | H: 0  | E: 0  | K: 0  | S: 7   | R: 0   | H: 1  | E: 0   | K: 0  | S: 5  | R: 2   | H: 3  | E: 0   | K: 1  | S: 11  | R: 0   | H: 1  | E: 0   | K: 1  | S: 9   | R: 0   | H: 0  | E: 0   | K: 1  | S: 9   | R: 0  | H: 0   | E: 0  | K: 1   | S: 9   | R: 1  | H: 3   | E: 1  | K: 1   | S: 16 | R: 0   | H: 1  | E: 0   | K: 1  | S: 12  |
|--------------|--------|-------|-------|-------|--------|--------|-------|--------|-------|-------|--------|-------|--------|-------|--------|--------|-------|--------|-------|--------|--------|-------|--------|-------|--------|-------|--------|-------|--------|--------|-------|--------|-------|--------|-------|--------|-------|--------|-------|--------|
|              | LOB: 0 | BB: 0 | BB: 0 | BB: 0 | BB: 10 | LOB: 1 | BB: 1 | LOB: 1 | BB: 1 | BB: 9 | LOB: 1 | BB: 1 | LOB: 2 | BB: 1 | BB: 19 | LOB: 2 | BB: 2 | LOB: 2 | BB: 2 | BB: 19 | LOB: 2 | BB: 2 | LOB: 2 | BB: 0 | LOB: 0 | BB: 0 | LOB: 0 | BB: 0 | BB: 17 | LOB: 2 | BB: 0 | LOB: 0 | BB: 0 | LOB: 0 | BB: 0 | LOB: 0 | BB: 0 | LOB: 0 | BB: 0 | LOB: 0 |

| PITCHER                               | IP  | WLS | BF | H | R | ER | SO | BB | IBB | HBP | BLK | WP | HR | S  | P   | ERA  | WHIP  |
|---------------------------------------|-----|-----|----|---|---|----|----|----|-----|-----|-----|----|----|----|-----|------|-------|
| Ron Darling, R<br>ERA: 4.08<br>(1, 1) | 7.0 | L   | 33 | 8 | 3 | 3  | 5  | 3  | 2   | 0   | 0   | 0  | 0  | 66 | 111 | 3.86 | 1.571 |
| Randy Myers, L<br>ERA: 1.71<br>(8, 1) | 1.0 |     | 3  | 1 | 0 | 0  | 1  | 0  | 0   | 0   | 0   | 0  | 0  | 12 | 17  | 0.00 | 1.000 |

**BOTTOM**

**New York Mets @ St. Louis Cardinals**  
 Busch Stadium, St. Louis, MO  
 Mon Jul 31 1989, 7:05 PM CDT  
 Att. 39,657 - Unknown

|     |    |
|-----|----|
| AB  | 29 |
| R   | 3  |
| H   | 9  |
| RBI | 3  |
| BB  | 5  |
| SO  | 6  |
| LOB | 14 |



| WP | PA | 3B | DP | HR | S  | P  | ERA  | WHIP  |
|----|----|----|----|----|----|----|------|-------|
| 0  | 36 | 1  | 1  | 0  | 17 | 17 | 0.00 | 1.000 |

| Batter  | 1   | 2   | 3  | 4  | 5  | 6   | 7  | 8   | 9   | AB R H RBI BB SO LOB                                       | TOP                                     |                |   |
|---|---|---|--|--|--|---|--|---|---|--|---|----------------|---|
| Keith Miller, R (1, 4)<br>OBP: 0.243, SLG: 0.265      | 2-0<br>G5-3   |   | 1-2<br>G4-3  |  | 0-0<br>G1-3  |   | 0-0<br>1B  |   | 1-0<br>F9   | 5 0 1 0 0 0 1  |   |                |   |
| Juan Samuel, R (1, 8)<br>OBP: 0.312, SLG: 0.369       | 1-1<br>P6   |   | 0-0<br>1B  |  |  | 2-0<br>1B 2B  | 2-3<br>K   |   | 1-0<br>BB 1B 3B 1B                                    | 5 2 3 0 0 1 1  |   |                |   |
| Howard Johnson, S (1, 5)<br>OBP: 0.382, SLG: 0.601    | 4-1<br>S BB   |   | 3-2<br>P4  |  |  | 0-0<br>F8 HR 1B                                       |  | 3-1<br>E S 1B 1B                                      | 1-2<br>BB 3B 1B                                       | 4 3 3 1 1 0 1  |   |                |   |
| Darryl Strawberry, L (1, 9)<br>OBP: 0.305, SLG: 0.490 | 1-0<br>G4-3   |   |  | 2-3<br>K   |  | 1-1<br>F8   |  | 1-1<br>E 1B 2B  | 4-0<br>3B BB  | 4 2 0 0 1 1 3  |   |                |   |
| Kevin McReynolds, R (1, 7)<br>OBP: 0.336, SLG: 0.427  |   | 3-2<br>G4-3 2B 2B                                     |  | 0-0<br>G6-3  |  | 0-0<br>HR   |  | 0-1<br>2B 1B  | 3-2<br>G5-3 3B  | 5 4 4 6 0 0 0  |   |                |   |
| Mark Carreon, R (9, 7)<br>OBP: 0.345, SLG: 0.566      |   |   |  | 2-2<br>G4-3  |  | 3-1<br>G3-1   |  | 1-2<br>2B 1B  | 1-1<br>G5-3 3B  | 0 0 0 0 0 0 0  |   |                |   |
| Dave Magadan, L (1, 3)<br>OBP: 0.361, SLG: 0.406      |   | 2-2<br>G4-3   |  | 2-2<br>G4-3  |  | 3-1<br>G3-1   |  | 2-1<br>2B   | 2-2<br>G5-3   | 5 0 1 3 0 0 1  |   |                |   |
| Barry Lyons, R (1, 2)<br>OBP: 0.285, SLG: 0.343       |   | 1-0<br>2B   |  |  | 0-0<br>F9  | 2-2<br>G6-3   |  | 1-2<br>1B   | 1-2<br>G1-3   | 5 0 2 1 0 0 0  |   |                |   |
| Kevin Elster, R (1, 6)<br>OBP: 0.277, SLG: 0.335      |   | 3-H<br>F8   |  | 2-1<br>SH1-4 1B                                      |  | 3-2<br>SH1-4 1B                                       |  | 0-1<br>F9   |   | 4 0 1 0 0 0 2  |   |                |   |
| Sid Fernandez, L (1, 1)<br>OBP: 0.234, SLG: 0.244     |   | 1-3<br>K  |  | 1-2<br>SH1-4   |  | 0-0<br>G5-3   |  | 0-0<br>L8   |   | 3 0 0 0 0 1 2  |   |                |   |
| <b>Inning Stats</b>                                   | R: 0 H: 0<br>E: 0 LOB: 1<br>K: 0 BB: 1<br>S: 5 P: 13  | R: 1 H: 2<br>E: 0 LOB: 1<br>K: 1 BB: 0<br>S: 12 P: 21 | R: 0 H: 1<br>E: 0 LOB: 0<br>K: 0 BB: 0<br>S: 7 P: 11 | R: 0 H: 0<br>E: 0 LOB: 0<br>K: 1 BB: 0<br>S: 7 P: 11 | R: 0 H: 1<br>E: 0 LOB: 1<br>K: 0 BB: 0<br>S: 8 P: 12 | R: 3 H: 3<br>E: 0 LOB: 0<br>K: 0 BB: 0<br>S: 10 P: 18 | R: 0 H: 1<br>E: 0 LOB: 1<br>K: 1 BB: 0<br>S: 9 P: 13 | R: 3 H: 4<br>E: 1 LOB: 1<br>K: 0 BB: 1<br>S: 14 P: 21 | R: 4 H: 3<br>E: 0 LOB: 0<br>K: 0 BB: 1<br>S: 14 P: 27 | 1B: 9 SF: 0<br>2B: 4 SAC: 1<br>3B: 1 DP: 0<br>HR: 1 HBP: 0 | WP: 0 PA: 43<br>PB: 0<br>SB: 2<br>CS: 1 |                |   |
| <b>PITCHER</b>  | IP WLS BF H R ER SO BB IBB HBP BLK WP HR S P ERA WHIP |   |  |  |  |   |  |   |   |  |   | <b>PITCHER</b> | IP WLS BF H R ER SO BB IBB HBP BLK WP HR S P ERA WHIP |
| Scott Terry, R (1, 1)<br>ERA: 3.88                    | 5.1 L 23 7 4 4 2 1 0 0 0 0 0 1 44 76 6.75 1.500       |   |  |  |  |   |  |   |   |  |   |                |   |
| Frank DiPino, L (6, 1)<br>ERA: 2.86                   | 1.2 8 2 2 2 1 0 0 0 0 0 0 0 18 31 10.80 1.200         |   |  |  |  |   |  |   |   |  |   |                |   |
| Dan Quisenberry, R (8, 1)<br>ERA: 2.47                | 1.0 5 3 1 0 0 0 0 0 0 0 0 0 10 13 0.00 3.000          |   |  |  |  |   |  |   |   |  |   |                |   |
| Ricky Horton, L (9, 1)<br>ERA: 6.18                   | 1.0 7 3 4 4 0 1 0 0 0 0 0 0 14 27 36.00 4.000         |   |  |  |  |   |  |   |   |  |   |                |   |

**New York Mets @ St. Louis Cardinals**  
 Busch Stadium, St. Louis, MO  
 Tue Aug 01 1989, 7:05 PM CDT  
 Att. 40,444 - Unknown - 81 F

livebaseballscorecards.com

|     |    |
|-----|----|
| AB  | 40 |
| R   | 11 |
| H   | 15 |
| RBI | 11 |
| BB  | 2  |
| SO  | 3  |
| LOB | 11 |





| Batter | 1 | 2 | 3 | 4 | 5 | 6 | 7 | 8 | 9 | AB | R | H | RBI | BB | SO | LOB |
|--------|---|---|---|---|---|---|---|---|---|----|---|---|-----|----|----|-----|
|--------|---|---|---|---|---|---|---|---|---|----|---|---|-----|----|----|-----|

|  |  |  |  |  |  |  |  |  |  |   |   |   |   |   |   |   |
|--|--|--|--|--|--|--|--|--|--|---|---|---|---|---|---|---|
| <p><b>Vince Coleman, S</b> (1, 7)<br/>OBP: 0.332, SLG: 0.334</p>   |  |  | <p><b>F8</b> (1)<br/>0-2, 1 strike, 0 balls.</p>   |  |  | <p><b>FC6-4</b><br/>4-0, 1 strike, 0 balls, BB.</p>        |  | <p><b>P4</b> (3)<br/>2-1, 1 strike, 1 ball.</p>            |  | 3 | 0 | 0 | 0 | 1 | 0 | 0 |
| <p><b>Ozzie Smith, S</b> (1, 6)<br/>OBP: 0.359, SLG: 0.385</p>   |  |  | <p><b>F8</b> (2)<br/>1-0, 1 strike, 0 balls.</p>   |  |  | <p><b>L7</b> (1)<br/>0-0, 1 strike, 0 balls.</p>           |  | <p><b>F7</b> (1)<br/>2-1, 1 strike, 1 ball.</p>            |  | 4 | 0 | 0 | 0 | 0 | 0 | 1 |
| <p><b>José Oquendo, S</b> (1, 4)<br/>OBP: 0.360, SLG: 0.370</p>  |  |  | <p><b>G4-3</b> (3)<br/>1-0, 1 strike, 0 balls.</p> |  |  | <p><b>FC6-4</b> (2)<br/>1-1, 1 strike, 0 balls, 1-2f.</p>  |  | <p><b>F7</b> (2)<br/>0-0, 1 strike, 0 balls.</p>           |  | 4 | 0 | 1 | 0 | 0 | 0 | 1 |
| <p><b>Pedro Guerrero, R</b> (1, 3)<br/>OBP: 0.382, SLG: 0.452</p>  |  |  |  | <p><b>L8</b> (1)<br/>0-0, 1 strike, 0 balls.</p> |  | <p><b>F9</b> (3)<br/>0-0, 1 strike, 0 balls.</p>           |  | <p><b>K</b> (3)<br/>3-3, 1 strike, 3 balls.</p>            |  | 3 | 0 | 0 | 0 | 1 | 1 | 1 |
| <p><b>Tom Brunansky, R</b> (1, 9)<br/>OBP: 0.325, SLG: 0.427</p>   |  |  |  | <p><b>F8</b> (2)<br/>1-2, 1 strike, 0 balls.</p> |  | <p><b>G4-6-3</b><br/>1-0, 1 strike, 0 balls, 1B.</p>       |  | <p><b>F7</b> (1)<br/>1-0, 1 strike, 0 balls.</p>           |  | 3 | 0 | 1 | 0 | 0 | 0 | 2 |
| <p><b>Terry Pendleton, S</b> (1, 5)<br/>OBP: 0.303, SLG: 0.359</p>   |  |  |  | <p><b>F8</b> (3)<br/>0-0, 1 strike, 0 balls.</p> |  | <p><b>G4-6-3</b> (1)<br/>0-0, 1 strike, 0 balls, 1-2f.</p> |  | <p><b>G4-6-3</b> (2)<br/>0-0, 1 strike, 0 balls, 1-2f.</p> |  | 3 | 0 | 1 | 0 | 0 | 0 | 1 |
| <p><b>Milt Thompson, L</b> (1, 8)<br/>OBP: 0.342, SLG: 0.381</p>   |  |  |  | <p><b>L9</b> (1)<br/>1-0, 1 strike, 0 balls.</p> |  | <p><b>G4-3</b> (3)<br/>2-2, 1 strike, 0 balls.</p>         |  | <p><b>F7</b> (1)<br/>1-0, 1 strike, 0 balls.</p>           |  | 3 | 0 | 1 | 0 | 0 | 0 | 0 |
| <p><b>Tony Peña, R</b> (1, 2)<br/>OBP: 0.319, SLG: 0.346</p> <p><b>Ricky Horton, L</b> (9, 1)</p>  |  |  |  | <p><b>F8</b> (2)<br/>1-1, 1 strike, 0 balls.</p> |  | <p><b>F7</b> (1)<br/>0-1, 1 strike, 0 balls.</p>           |  | <p><b>F9</b> (2)<br/>0-1, 1 strike, 0 balls.</p>           |  | 3 | 0 | 0 | 0 | 0 | 0 | 2 |
| <p><b>Scott Terry, R</b> (1, 1)<br/>OBP: 0.195, SLG: 0.333</p> <p><b>Frank DiPino, L</b> (6, 1)<br/>OBP: 0.111, SLG: 0.111</p> <p><b>Dan Quisenberry, R</b> (8, 1)<br/>OBP: 0.250, SLG: 0.250</p> <p><b>Tom Pagnozzi, R</b> (8, PH)<br/>OBP: 0.232, SLG: 0.194</p> |  |  |  | <p><b>F7</b> (3)<br/>2-2, 1 strike, 0 balls.</p> |  |  |  |  |  |   | 2 | 0 | 0 | 0 | 0 | 1 |

**BOTTOM**

|              |  |
|--------------|--|
| <b>AB</b> 29 |  |
| <b>R</b> 0   |  |
| <b>H</b> 4   |  |
| <b>RBI</b> 0 |  |
| <b>BB</b> 2  |  |
| <b>SO</b> 1  |  |
| <b>LOB</b> 9 |  |

|       |        |
|-------|--------|
| WP: 0 | PA: 31 |
| PB: 0 |        |
| SB: 0 |        |
| CS: 0 |        |



|                     |  |       |        |      |        |      |        |      |        |      |        |      |        |      |        |      |        |      |        |       |        |       |        |
|---------------------|--|-------|--------|------|--------|------|--------|------|--------|------|--------|------|--------|------|--------|------|--------|------|--------|-------|--------|-------|--------|
| <b>Inning Stats</b> |  | R: 0  | H: 1   | R: 0 | H: 2   | R: 0 | H: 0   | R: 0 | H: 0   | R: 0 | H: 0   | R: 0 | H: 1   | R: 0 | H: 0   | R: 0 | H: 0   | R: 0 | H: 0   | 1B: 3 | SF: 0  | WP: 0 | PA: 31 |
|                     |  | E: 0  | LOB: 2 | E: 0 | LOB: 1 | E: 0 | LOB: 0 | E: 0 | LOB: 0 | E: 0 | LOB: 1 | E: 0 | LOB: 0 | E: 0 | LOB: 0 | E: 0 | LOB: 0 | E: 0 | LOB: 0 | 2B: 2 | SAC: 0 | PB: 0 |        |
|                     |  | K: 0  | BB: 1  | K: 0 | BB: 0  | K: 0 | BB: 0  | K: 0 | BB: 0  | K: 0 | BB: 1  | K: 0 | BB: 0  | K: 1 | BB: 0  | K: 0 | BB: 0  | K: 1 | BB: 0  | 3B: 0 | DP: 2  | SB: 0 |        |
|                     |  | S: 15 | P: 23  | S: 7 | P: 9   | S: 6 | P: 8   | S: 5 | P: 6   | S: 9 | P: 13  | S: 4 | P: 9   | S: 6 | P: 9   | S: 5 | P: 8   | S: 7 | P: 12  | HR: 0 | HBP: 0 | CS: 0 |        |

|   |  |     |     |    |   |   |    |    |    |     |     |     |    |    |    |    |      |       |                |  |    |     |    |   |   |    |    |    |     |     |     |    |    |   |   |     |      |
|---|--|-----|-----|----|---|---|----|----|----|-----|-----|-----|----|----|----|----|------|-------|----------------|--|----|-----|----|---|---|----|----|----|-----|-----|-----|----|----|---|---|-----|------|
| <b>PITCHER</b>                              |  | IP  | WLS | BF | H | R | ER | SO | BB | IBB | HBP | BLK | WP | HR | S  | P  | ERA  | WHIP  | <b>PITCHER</b> |  | IP | WLS | BF | H | R | ER | SO | BB | IBB | HBP | BLK | WP | HR | S | P | ERA | WHIP |
| <b>Sid Fernandez, L</b> (1, 1)<br>ERA: 2.75 |  | 9.0 | W   | 31 | 4 | 0 | 0  | 1  | 2  | 0   | 0   | 0   | 0  | 0  | 64 | 97 | 0.00 | 0.667 |                |  |    |     |    |   |   |    |    |    |     |     |     |    |    |   |   |     |      |

**New York Mets @ St. Louis Cardinals**  
 Busch Stadium, St. Louis, MO  
 Tue Aug 01 1989, 7:05 PM CDT  
 Att: 40,444 - Unknown - 81 F

livebaseballscorecards.com

| Batter  | 1   | 2   | 3  | 4   | 5  | 6  | 7   | 8   | 9   | AB R H RBI BB SO LOB   | TOP                                     |   |
|---|---|---|--|---|--|--|---|---|---|--|---|---|
| <b>Keith Miller, R</b> (1, 4)<br><small>OBP: 0.244, SLG: 0.263</small><br><b>Keith Hernandez, L</b> (9, PH)<br><small>OBP: 0.350, SLG: 0.390</small><br><b>Mark Carreon, R</b> (9, PR)<br><small>OBP: 0.345, SLG: 0.566</small><br><b>Tim Teufel, R</b> (9, 4)<br><small>OBP: 0.363, SLG: 0.319</small> | 1-2<br>   | 0-0<br>   |  | 3-2<br>   |  |  | 1-2<br>   |   | 0-2<br>   | 4 0 1 0 0 0 2<br>1 0 1 0 0 0 0<br>0 1 0 0 0 0 0<br>0 0 0 0 0 0 0 |   |   |
| <b>Juan Samuel, R</b> (1, 8)<br><small>OBP: 0.313, SLG: 0.372</small>   | 0-0<br>   | 2-2<br>   |  | 2-3<br>   |  |  | 2-0<br>   |   | 3-2<br>   | 5 1 2 1 0 1 2  |   |   |
| <b>Howard Johnson, S</b> (1, 5)<br><small>OBP: 0.384, SLG: 0.598</small><br>(9, 6)  | 4-1<br>   | 1-3<br>   |  |   | 1-0<br>  |  | 4-1<br>   |   | 4-0<br>   | 2 2 0 0 3 1 3  |   |   |
| <b>Darryl Strawberry, L</b> (1, 9)<br><small>OBP: 0.307, SLG: 0.487</small>   | 2-0<br>   |   | 2-2<br>  |   | 2-0<br>  |  | 2-2<br>   |   | 4-1<br>   | 4 0 1 1 1 0 1  |   |   |
| <b>Kevin McReynolds, R</b> (1, 7)<br><small>OBP: 0.339, SLG: 0.426</small>  | 1-2<br>   |   | 0-0<br>  |   | 1-2<br>  |  |   | 1-0<br>   | 1-2<br>   | 5 0 2 2 0 0 0  |   |   |
| <b>Dave Magadan, L</b> (1, 3)<br><small>OBP: 0.355, SLG: 0.399</small>  | 2-2<br>   |   | 3-1<br>  |   |  | 1-2<br>  |   | 0-0<br>   | 0-1<br>   | 5 0 0 0 0 0 4  |   |   |
| <b>Barry Lyons, R</b> (1, 2)<br><small>OBP: 0.291, SLG: 0.348</small>   |   | 1-0<br>   |  | 0-2<br>   |  | 1-0<br>  |   | 0-2<br>   |   | 4 0 2 0 0 0 0  |   |   |
| <b>Kevin Elster, R</b> (1, 6)<br><small>OBP: 0.277, SLG: 0.338</small><br><b>Mackey Sasser, L</b> (9, PH)<br><small>OBP: 0.306, SLG: 0.402</small><br><b>Randy Myers, L</b> (9, 1)  |   | 0-0<br>   |  | 0-0<br>   |  | 0-1<br>  |   |   | 1-0<br>   | 3 0 1 0 0 0 2<br>1 0 0 0 0 0 0<br>0 0 0 0 0 0 0                  |   |   |
| <b>Frank Viola, L</b> (1, 1)<br><b>Gregg Jefferies, S</b> (9, PH)<br><small>OBP: 0.283, SLG: 0.340</small><br>(9, 5)  |   | 0-0<br>   |  | 4-0<br>   |  | 1-0<br>  |   | 3-2<br>   |   | 2 0 0 0 1 0 2<br>1 0 0 0 0 0 0                                   |   |   |
| <b>Inning Stats</b>   | R: 1 H: 2<br>E: 0 LOB: 2<br>K: 0 BB: 1<br>S: 14 P: 24 | R: 0 H: 3<br>E: 0 LOB: 3<br>K: 1 BB: 0<br>S: 11 P: 15 | R: 0 H: 0<br>E: 0 LOB: 0<br>K: 0 BB: 0<br>S: 6 P: 11 | R: 0 H: 1<br>E: 0 LOB: 2<br>K: 1 BB: 1<br>S: 10 P: 19 | R: 0 H: 0<br>E: 0 LOB: 0<br>K: 0 BB: 0<br>S: 6 P: 10 | R: 0 H: 1<br>E: 0 LOB: 1<br>K: 0 BB: 0<br>S: 7 P: 10 | R: 0 H: 0<br>E: 0 LOB: 1<br>K: 0 BB: 1<br>S: 10 P: 19 | R: 0 H: 0<br>E: 0 LOB: 0<br>K: 0 BB: 0<br>S: 6 P: 7 | R: 3 H: 3<br>E: 0 LOB: 2<br>K: 0 BB: 2<br>S: 18 P: 34 | 1B: 7 SF: 0<br>2B: 3 SAC: 0<br>3B: 0 DP: 0<br>HR: 0 HBP: 0       | WP: 1 PA: 42<br>PB: 0<br>SB: 1<br>CS: 0 |   |
| <b>PITCHER</b><br><b>Ted Power, R</b> (1, 1)<br><small>ERA: 4.6</small><br><b>Ken Dayley, L</b> (7, 1)<br><small>ERA: 2.65</small><br><b>Todd Worrell, R</b> (8, 1)<br><small>ERA: 1.83</small>   | IP WLS BF H R ER SO BB IBB HBP BLK WP HR S P ERA WHIP |   |  |   |  |  |   |   |   |  |   | <b>PITCHER</b><br>IP WLS BF H R ER SO BB IBB HBP BLK WP HR S P ERA WHIP |

**New York Mets @ St. Louis Cardinals**  
 Busch Stadium, St. Louis, MO  
 Wed Aug 02 1989, 7:05 PM CDT  
 Att: 41,438 - Unknown

|            |    |
|------------|----|
| <b>AB</b>  | 37 |
| <b>R</b>   | 4  |
| <b>H</b>   | 10 |
| <b>RBI</b> | 4  |
| <b>BB</b>  | 5  |
| <b>SO</b>  | 2  |
| <b>LOB</b> | 16 |



**BOTTOM**

**New York Mets @ St. Louis Cardinals**  
 Busch Stadium, St. Louis, MO  
 Wed Aug 02 1989, 7:05 PM CDT  
 Att. 41,438 - Unknown

livebaseballscorecards.com

|            |           |
|------------|-----------|
| <b>AB</b>  | <b>31</b> |
| <b>R</b>   | <b>3</b>  |
| <b>H</b>   | <b>6</b>  |
| <b>RBI</b> | <b>3</b>  |
| <b>BB</b>  | <b>5</b>  |
| <b>SO</b>  | <b>2</b>  |
| <b>LOB</b> | <b>17</b> |



|     |   |     |    |
|-----|---|-----|----|
| WP: | 0 | PA: | 38 |
| PB: | 0 |     |    |
| SB: | 0 |     |    |
| CS: | 0 |     |    |

AB R H RBI BB SO LOB

|   |   |   |   |   |   |   |
|---|---|---|---|---|---|---|
| 5 | 1 | 2 | 2 | 0 | 1 | 1 |
| 4 | 0 | 0 | 0 | 1 | 0 | 2 |
| 3 | 0 | 0 | 0 | 1 | 0 | 2 |
| 2 | 0 | 1 | 1 | 2 | 0 | 0 |
| 0 | 0 | 0 | 0 | 0 | 0 | 0 |
| 0 | 0 | 0 | 0 | 0 | 0 | 0 |
| 4 | 0 | 0 | 0 | 0 | 1 | 5 |
| 4 | 0 | 1 | 0 | 0 | 0 | 2 |
| 4 | 1 | 1 | 0 | 0 | 0 | 3 |
| 3 | 1 | 1 | 0 | 1 | 0 | 1 |
| 1 | 0 | 0 | 0 | 0 | 0 | 0 |
| 0 | 0 | 0 | 0 | 0 | 0 | 0 |
| 0 | 0 | 0 | 0 | 0 | 0 | 0 |
| 1 | 0 | 0 | 0 | 0 | 0 | 1 |

|     |   |      |   |
|-----|---|------|---|
| 1B: | 4 | SF:  | 0 |
| 2B: | 1 | SAC: | 2 |
| 3B: | 1 | DP:  | 1 |
| HR: | 0 | HBP: | 0 |

| Batter  | 1        | 2              | 3               | 4        | 5        | 6          | 7            | 8               | 9            |
|---|----------|----------------|-----------------|----------|----------|------------|--------------|-----------------|--------------|
| Vince Coleman, S (1, 7)<br>OBP: 0.333, SLG: 0.341   | 1-3 K    |                | 0-1 1B 3B       |          | 1-1 G6-3 |            | 0-0 P4       |                 | 1-2 1B       |
| Ozzie Smith, S (1, 6)<br>OBP: 0.357, SLG: 0.381     | 1-0 P5   |                | 2-1 G4-3        |          | 2-2 G2   |            | 4-2 BB       |                 | 0-0 P5       |
| José Oquendo, S (1, 4)<br>OBP: 0.359, SLG: 0.367    | 3-2 G5-3 |                | 4-2 1B BB       |          |          | 0-0 F7     | 2-0 F8       |                 |              |
| Pedro Guerrero, R (1, 3)<br>OBP: 0.386, SLG: 0.452  |          | 4-2 FC5-4 BB   | 0-0 1-2 1B      |          |          | 4-1 1B BB  |              | 2-1 E4 G5-4-3   |              |
| Scott Terry, R (8, PR)<br>OBP: 0.195, SLG: 0.333    |          |                | 1-2 3-H 1B      |          |          |            |              |                 |              |
| Leon Durham, L (9, 3)<br>OBP: 0.250, SLG: 0.200     |          |                |                 |          |          |            |              |                 |              |
| Tom Brunansky, R (1, 9)<br>OBP: 0.322, SLG: 0.422   |          | 0-1 FC5-4 1-2f | 2-1 F8          |          |          | 1-0 F9     |              | 1-3 K           |              |
| Terry Pendleton, S (1, 5)<br>OBP: 0.303, SLG: 0.358 |          | 0-1 P4         |                 | 1-0 F9   |          | 0-0 1-2 1B |              | 1-1 G5-4-3 1-2f |              |
| Milt Thompson, L (1, 8)<br>OBP: 0.341, SLG: 0.382   |          | 0-0 L7         |                 | 2-2 G4-3 |          | 1-0 P4     |              |                 | 1-2 F9 1B 2B |
| Tony Peña, R (1, 2)<br>OBP: 0.321, SLG: 0.345       |          |                | 4-2 SH1-4 3B BB |          | 1-1 G5-3 |            | 3-2 SH1-4 1B |                 | 3-2 G6-3     |
| Ted Power, R (1, 1)<br>OBP: 0.125, SLG: 0.125       |          |                |                 |          |          | 0-0 P8     |              |                 | 2-2 F9       |
| Ken Dayley, L (7, 1)                                |          |                |                 |          |          |            |              |                 | 2-3          |
| John Morris, L (7, PH)<br>OBP: 0.282, SLG: 0.368    |          |                | 0-2 SH1-4       |          |          |            |              |                 |              |
| Todd Worrell, R (8, 1)                              |          |                |                 |          |          |            |              |                 |              |
| Tom Pagnozzi, R (9, PH)<br>OBP: 0.229, SLG: 0.190   |          |                | 1-2             |          |          |            |              |                 |              |

| Inning Stats | R: 0 | H: 0 | E: 0 | K: 1 | S: 8  | LOB: 0 | BB: 0 | P: 13 |
|--------------|------|------|------|------|-------|--------|-------|-------|
| Inning Stats | R: 0 | H: 0 | E: 0 | K: 0 | S: 8  | LOB: 1 | BB: 1 | P: 12 |
| Inning Stats | R: 2 | H: 2 | E: 0 | K: 0 | S: 17 | LOB: 2 | BB: 2 | P: 29 |
| Inning Stats | R: 0 | H: 0 | E: 0 | K: 0 | S: 7  | LOB: 0 | BB: 0 | P: 11 |
| Inning Stats | R: 0 | H: 0 | E: 0 | K: 0 | S: 6  | LOB: 0 | BB: 0 | P: 9  |
| Inning Stats | R: 0 | H: 1 | E: 0 | K: 0 | S: 5  | LOB: 2 | BB: 1 | P: 11 |
| Inning Stats | R: 0 | H: 1 | E: 0 | K: 0 | S: 9  | LOB: 2 | BB: 1 | P: 19 |
| Inning Stats | R: 0 | H: 0 | E: 1 | K: 1 | S: 7  | LOB: 1 | BB: 0 | P: 11 |
| Inning Stats | R: 1 | H: 2 | E: 0 | K: 0 | S: 13 | LOB: 1 | BB: 0 | P: 20 |

| PITCHER                            | IP  | WLS | BF | H | R | ER | SO | BB | IBB | HBP | BLK | WP | HR | S  | P   | ERA  | WHIP  |
|------------------------------------|-----|-----|----|---|---|----|----|----|-----|-----|-----|----|----|----|-----|------|-------|
| Frank Viola, L (1, 1)<br>ERA: 3.72 | 8.0 | W   | 33 | 4 | 2 | 2  | 2  | 5  | 0   | 0   | 0   | 0  | 0  | 67 | 115 | 2.25 | 1.125 |
| Randy Myers, L (9, 1)<br>ERA: 1.83 | 1.0 | S   | 5  | 2 | 1 | 1  | 0  | 0  | 0   | 0   | 0   | 0  | 0  | 13 | 20  | 9.00 | 2.000 |

| Batter  | 1   | 2                                | 3                             | 4                                | 5                            | 6                                | 7                            | 8                                | 9                             | AB R H RBI BB SO LOB                            | TOP                          |                                  |                              |                                 |                              |                                 |                              |                                  |                                  |                                    |  |  |  |  |  |  |  |  |  |  |  |  |  |  |  |  |
|---|---|----------------------------------|-------------------------------|----------------------------------|------------------------------|----------------------------------|------------------------------|----------------------------------|-------------------------------|---|------------------------------|----------------------------------|------------------------------|---------------------------------|------------------------------|---------------------------------|------------------------------|----------------------------------|----------------------------------|------------------------------------|--|--|--|--|--|--|--|--|--|--|--|--|--|--|--|--|
| <b>Keith Miller, R</b> (1, 4)<br><small>OBP: 0.244, SLG: 0.262</small><br><b>Jeff Musselman, L</b> (6, 1)<br><b>Keith Hernandez, L</b> (9, PH)<br><small>OBP: 0.348, SLG: 0.387</small>   | 0-2<br>G1-3   | 0-3<br>K                         |                               |                                  | 1-0<br>G4-3                  | 0-0<br>1B                        |                              |                                  | 0-0<br>G3                     | 4 0 1 1 0 1 0<br>0 0 0 0 0 0 0<br>1 0 0 0 0 0 0 |                              |                                  |                              |                                 |                              |                                 |                              |                                  |                                  |                                    |  |  |  |  |  |  |  |  |  |  |  |  |  |  |  |  |
| <b>Juan Samuel, R</b> (1, 8)<br><small>OBP: 0.317, SLG: 0.376</small>   | 1-0<br>G6-3   |                                  | 3-1<br>WP S<br>HBP            |                                  | 0-1<br>1B                    | 0-1<br>G5-3                      |                              |                                  | 0-0<br>2B                     | 4 0 2 0 0 0 2                                   |                              |                                  |                              |                                 |                              |                                 |                              |                                  |                                  |                                    |  |  |  |  |  |  |  |  |  |  |  |  |  |  |  |  |
| <b>Howard Johnson, S</b> (1, 5)<br><small>OBP: 0.382, SLG: 0.591</small>  | 3-2<br>F7   |                                  | 1-0<br>L8                     |                                  | 2-3<br>K                     |                                  |                              | 1-0<br>F9                        | 4-0<br>IBB                    | 4 0 0 0 1 1 2                                   |                              |                                  |                              |                                 |                              |                                 |                              |                                  |                                  |                                    |  |  |  |  |  |  |  |  |  |  |  |  |  |  |  |  |
| <b>Darryl Strawberry, L</b> (1, 9)<br><small>OBP: 0.311, SLG: 0.486</small>   |   | 3-1<br>2B SF7<br>1B              | 4-2<br>G5-4-3<br>BB           |                                  | 4-2<br>BB                    |                                  |                              | 0-1<br>G3                        | 2-1<br>P4                     | 3 1 1 0 2 0 2                                   |                              |                                  |                              |                                 |                              |                                 |                              |                                  |                                  |                                    |  |  |  |  |  |  |  |  |  |  |  |  |  |  |  |  |
| <b>Mark Carreon, R</b> (1, 7)<br><small>OBP: 0.339, SLG: 0.561</small>  |   | 0-1<br>SF7 HR<br>2B              | 0-1<br>G5-4-3                 |                                  | 2-1<br>F9                    |                                  |                              | 1-1<br>G6-3                      |                               | 4 1 1 0 0 0 4                                   |                              |                                  |                              |                                 |                              |                                 |                              |                                  |                                  |                                    |  |  |  |  |  |  |  |  |  |  |  |  |  |  |  |  |
| <b>Dave Magadan, L</b> (1, 3)<br><small>OBP: 0.354, SLG: 0.396</small>  |   | 0-1<br>SF7                       |                               | 1-2<br>G3                        |                              | 4-1<br>SH3-4<br>1B BB            |                              | 2-1<br>F9                        |                               | 2 1 0 1 1 0 0                                   |                              |                                  |                              |                                 |                              |                                 |                              |                                  |                                  |                                    |  |  |  |  |  |  |  |  |  |  |  |  |  |  |  |  |
| <b>Gary Carter, R</b> (1, 2)<br><small>OBP: 0.192, SLG: 0.168</small>   |   | 1-0<br>E5<br>HR                  |                               | 0-1<br>G6-3                      |                              | 0-1<br>1B SH3-4<br>1-2 1B        |                              | 0-1<br>F9                        |                               | 4 1 1 0 0 0 1                                   |                              |                                  |                              |                                 |                              |                                 |                              |                                  |                                  |                                    |  |  |  |  |  |  |  |  |  |  |  |  |  |  |  |  |
| <b>Kevin Elster, R</b> (1, 6)<br><small>OBP: 0.281, SLG: 0.352</small>  |   | 1-2<br>HR                        |                               | 2-0<br>FC6-4<br>1B               |                              | 1-0<br>SH3-4<br>1-2 2-3          |                              | 0-1<br>G6-3                      |                               | 3 1 2 3 0 0 0                                   |                              |                                  |                              |                                 |                              |                                 |                              |                                  |                                  |                                    |  |  |  |  |  |  |  |  |  |  |  |  |  |  |  |  |
| <b>David Cone, L</b> (1, 1)<br><small>OBP: 0.260, SLG: 0.271</small><br><b>Mackey Sasser, L</b> (6, PH)<br><small>OBP: 0.306, SLG: 0.402</small><br><b>Tim Teufel, R</b> (6, PH)<br><small>OBP: 0.359, SLG: 0.315</small>   |   | 3-1<br>G5-3                      |                               | 0-0<br>FC6-4<br>1-2f             |                              | 0-0<br>G5-3                      |                              | 1-2<br>F8                        |                               | 2 0 0 0 0 0 1<br>0 0 0 0 0 0 0<br>2 0 0 0 0 0 2 |                              |                                  |                              |                                 |                              |                                 |                              |                                  |                                  |                                    |  |  |  |  |  |  |  |  |  |  |  |  |  |  |  |  |
| <b>Inning Stats</b>   | R: 0<br>E: 0<br>K: 0<br>S: 8                          | H: 0<br>LOB: 0<br>BB: 0<br>P: 12 | R: 4<br>E: 1<br>K: 1<br>S: 15 | H: 3<br>LOB: 0<br>BB: 0<br>P: 23 | R: 0<br>E: 0<br>K: 0<br>S: 6 | H: 0<br>LOB: 1<br>BB: 1<br>P: 14 | R: 0<br>E: 0<br>K: 0<br>S: 7 | H: 1<br>LOB: 1<br>BB: 0<br>P: 10 | R: 0<br>E: 0<br>K: 1<br>S: 12 | H: 1<br>LOB: 2<br>BB: 1<br>P: 20                | R: 1<br>E: 0<br>K: 0<br>S: 8 | H: 2<br>LOB: 2<br>BB: 1<br>P: 13 | R: 0<br>E: 0<br>K: 0<br>S: 5 | H: 0<br>LOB: 0<br>BB: 0<br>P: 7 | R: 0<br>E: 0<br>K: 0<br>S: 6 | H: 0<br>LOB: 0<br>BB: 0<br>P: 8 | R: 0<br>E: 0<br>K: 0<br>S: 9 | H: 1<br>LOB: 2<br>BB: 1<br>P: 16 | 1B: 5<br>2B: 2<br>3B: 0<br>HR: 1 | SF: 1<br>SAC: 1<br>DP: 1<br>HBP: 1 | WP: 1<br>PA: 40<br>PB: 0<br>SB: 2<br>CS: 0 |  |  |  |  |  |  |  |  |  |  |  |  |  |  |  |
| <b>PITCHER</b>  | IP WLS BF H R ER SO BB IBB HBP BLK WP HR S P ERA WHIP |                                  |                               |                                  |                              |                                  |                              |                                  |                               |   |                              |                                  |                              |                                 |                              |                                 |                              |                                  |                                  |                                    |  |  |  |  |  |  |  |  |  |  |  |  |  |  |  |  |
| <b>Ken Hill, R</b> (1, 1)<br><small>ERA: 3.26</small><br><b>Frank DiPino, L</b> (6, 1)<br><small>ERA: 2.84</small><br><b>Dan Quisenberry, R</b> (6, 1)<br><small>ERA: 2.45</small><br><b>John Costello, R</b> (7, 1)<br><small>ERA: 2.23</small><br><b>Ken Dayley, L</b> (9, 1)<br><small>ERA: 2.63</small> | 5.1   |                                  | 26                            | 6                                | 5                            | 4                                | 2                            | 3                                | 0                             | 1   | 0                            | 1                                | 1                            | 52                              | 88                           | 6.75                            | 1.688                        |                                  |                                  |                                    |  |  |  |  |  |  |  |  |  |  |  |  |  |  |  |  |
|   | 0.1   |                                  | 2                             | 1                                | 0                            | 0                                | 0                            | 0                                | 0                             | 0   | 0                            | 0                                | 0                            | 2                               | 2                            | 0.00                            | 3.000                        |                                  |                                  |                                    |  |  |  |  |  |  |  |  |  |  |  |  |  |  |  |  |
|   | 0.1   | W                                | 1                             | 0                                | 0                            | 0                                | 0                            | 0                                | 0                             | 0   | 0                            | 0                                | 0                            | 2                               | 2                            | 0.00                            | 0.000                        |                                  |                                  |                                    |  |  |  |  |  |  |  |  |  |  |  |  |  |  |  |  |
|   | 2.2   |                                  | 9                             | 1                                | 0                            | 0                                | 0                            | 0                                | 0                             | 0   | 0                            | 0                                | 0                            | 18                              | 23                           | 0.00                            | 0.375                        |                                  |                                  |                                    |  |  |  |  |  |  |  |  |  |  |  |  |  |  |  |  |
|   | 0.1   | S                                | 2                             | 0                                | 0                            | 0                                | 0                            | 0                                | 1                             | 0   | 0                            | 0                                | 0                            | 2                               | 8                            | 0.00                            | 0.000                        |                                  |                                  |                                    |  |  |  |  |  |  |  |  |  |  |  |  |  |  |  |  |

**New York Mets @ St. Louis Cardinals**  
 Busch Stadium, St. Louis, MO  
 Thu Aug 03 1989, 3:33 AM CDT  
 Att. 44,496 - Sunny

[livebaseballscorecards.com](http://livebaseballscorecards.com)

|            |           |
|------------|-----------|
| <b>AB</b>  | <b>33</b> |
| <b>R</b>   | <b>5</b>  |
| <b>H</b>   | <b>8</b>  |
| <b>RBI</b> | <b>5</b>  |
| <b>BB</b>  | <b>4</b>  |
| <b>SO</b>  | <b>2</b>  |
| <b>LOB</b> | <b>14</b> |



BOTTOM

New York Mets @ St. Louis Cardinals  
Busch Stadium, St. Louis, MO  
Thu Aug 03 1989, 3:33 AM CDT  
Att. 44,496 - Sunny

livebaseballscorecards.com

|     |    |
|-----|----|
| AB  | 31 |
| R   | 6  |
| H   | 7  |
| RBI | 6  |
| BB  | 3  |
| SO  | 4  |
| LOB | 9  |



|     |   |     |    |
|-----|---|-----|----|
| WP: | 0 | PA: | 34 |
| PB: | 1 | SB: | 2  |
| CS: | 0 |     |    |

| AB  | R | H    | RBI | BB | SO | LOB |
|-----|---|------|-----|----|----|-----|
| 4   | 2 | 2    | 0   | 0  | 0  | 0   |
| 2   | 1 | 0    | 0   | 2  | 1  | 1   |
| 4   | 1 | 1    | 4   | 0  | 0  | 1   |
| 4   | 1 | 2    | 0   | 0  | 1  | 1   |
| 4   | 0 | 0    | 0   | 0  | 0  | 2   |
| 3   | 0 | 0    | 0   | 1  | 0  | 0   |
| 4   | 1 | 1    | 1   | 0  | 0  | 2   |
| 3   | 0 | 1    | 1   | 0  | 1  | 0   |
| 2   | 0 | 0    | 0   | 0  | 1  | 0   |
| 0   | 0 | 0    | 0   | 0  | 0  | 0   |
| 0   | 0 | 0    | 0   | 0  | 0  | 0   |
| 1   | 0 | 0    | 0   | 0  | 0  | 2   |
| 0   | 0 | 0    | 0   | 0  | 0  | 0   |
| 0   | 0 | 0    | 0   | 0  | 0  | 0   |
| 1B: | 4 | SF:  | 0   |    |    |     |
| 2B: | 1 | SAC: | 0   |    |    |     |
| 3B: | 0 | DP:  | 0   |    |    |     |
| HR: | 2 | HBP: | 0   |    |    |     |

| Batter   | 1                 | 2         | 3                       | 4           | 5               | 6         | 7           | 8           | 9 |
|--|-------------------|-----------|-------------------------|-------------|-----------------|-----------|-------------|-------------|---|
| Vince Coleman, S<br>OBP: 0.334, SLG: 0.342<br>(1, 7)   | 2-2<br>G4-3<br>1B |           | 1-2<br>HR<br>1B         |             | 1-1<br>B3       |           | 3-2<br>L8   |             |   |
| Ozzie Smith, S<br>OBP: 0.359, SLG: 0.379<br>(1, 6)   | 3-3<br>K<br>1-3   |           | 4-1<br>HR<br>BB         |             | 1-0<br>P3       |           | 4-2<br>BB   |             |   |
| Milt Thompson, L<br>OBP: 0.340, SLG: 0.390<br>(1, 8)   | 1-1<br>G4-3       |           | 0-1<br>HR<br>1-H<br>2-H |             | 3-1<br>G4-3     |           | 0-0<br>P6   |             |   |
| Pedro Guerrero, R<br>OBP: 0.387, SLG: 0.456<br>(1, 3)  | 3-2<br>2B         |           | 2-3<br>K                |             | 2-2<br>PB<br>1B |           | 1-2<br>G4-3 |             |   |
| John Morris, L<br>OBP: 0.267, SLG: 0.347<br>(1, 9)   | 0-0<br>P3         |           | 0-1<br>L3               |             | 0-0<br>B1       |           | 0-2<br>G4-3 |             |   |
| José Oquendo, S<br>OBP: 0.358, SLG: 0.364<br>(1, 4)  |                   | 3-1<br>G3 | 2-1<br>F7               |             | 4-0<br>1B<br>BB |           | 1-0<br>G5-3 |             |   |
| Terry Pendleton, S<br>OBP: 0.302, SLG: 0.364<br>(1, 5)   |                   | 3-1<br>HR |                         | 0-1<br>F9   |                 | 0-0<br>F7 |             | 0-0<br>G6-3 |   |
| Tom Pagnozzi, R<br>OBP: 0.233, SLG: 0.197<br>(1, 2)  |                   | 1-1<br>F9 |                         | 0-3<br>K    |                 | 2-2<br>1B |             |             |   |
| Ken Hill, R<br>OBP: 0.217, SLG: 0.222<br>(6, 1)<br>Frank DiPino, L<br>OBP: 0.111, SLG: 0.111<br>(6, 1)<br>Dan Quisenberry, R<br>OBP: 0.250, SLG: 0.250<br>(6, PH)<br>Tom Brunansky, R<br>OBP: 0.321, SLG: 0.421<br>(7, 1)<br>John Costello, R<br>(9, 1)<br>Ken Dayley, L |                   | 2-3<br>K  |                         | 0-1<br>G3-1 |                 | 0-0<br>F7 |             |             |   |

| Inning | R | H | E | K | S  | R | H | E | K | S | R | H | E | K | S  | R | H | E | K | S | R | H | E | K | S |
|--------|---|---|---|---|----|---|---|---|---|---|---|---|---|---|----|---|---|---|---|---|---|---|---|---|---|
| 1      | 1 | 2 | 0 | 1 | 15 | 1 | 1 | 0 | 1 | 9 | 3 | 2 | 0 | 1 | 14 | 0 | 0 | 0 | 1 | 7 | 0 | 0 | 0 | 0 | 0 |
| 2      | 0 | 0 | 0 | 0 | 0  | 0 | 0 | 0 | 0 | 0 | 0 | 0 | 0 | 0 | 0  | 0 | 0 | 0 | 0 | 0 | 0 | 0 | 0 | 0 | 0 |
| 3      | 0 | 0 | 0 | 0 | 0  | 0 | 0 | 0 | 0 | 0 | 0 | 0 | 0 | 0 | 0  | 0 | 0 | 0 | 0 | 0 | 0 | 0 | 0 | 0 | 0 |
| 4      | 0 | 0 | 0 | 0 | 0  | 0 | 0 | 0 | 0 | 0 | 0 | 0 | 0 | 0 | 0  | 0 | 0 | 0 | 0 | 0 | 0 | 0 | 0 | 0 | 0 |
| 5      | 0 | 0 | 0 | 0 | 0  | 0 | 0 | 0 | 0 | 0 | 0 | 0 | 0 | 0 | 0  | 0 | 0 | 0 | 0 | 0 | 0 | 0 | 0 | 0 | 0 |
| 6      | 0 | 0 | 0 | 0 | 0  | 0 | 0 | 0 | 0 | 0 | 0 | 0 | 0 | 0 | 0  | 0 | 0 | 0 | 0 | 0 | 0 | 0 | 0 | 0 | 0 |
| 7      | 0 | 0 | 0 | 0 | 0  | 0 | 0 | 0 | 0 | 0 | 0 | 0 | 0 | 0 | 0  | 0 | 0 | 0 | 0 | 0 | 0 | 0 | 0 | 0 | 0 |
| 8      | 0 | 0 | 0 | 0 | 0  | 0 | 0 | 0 | 0 | 0 | 0 | 0 | 0 | 0 | 0  | 0 | 0 | 0 | 0 | 0 | 0 | 0 | 0 | 0 | 0 |
| 9      | 0 | 0 | 0 | 0 | 0  | 0 | 0 | 0 | 0 | 0 | 0 | 0 | 0 | 0 | 0  | 0 | 0 | 0 | 0 | 0 | 0 | 0 | 0 | 0 | 0 |

| PITCHER                                 | IP  | WLS | BF | H | R | ER | SO | BB | IBB | HBP | BLK | WP | HR | S  | P  | ERA  | WHIP  |
|---|-----|-----|----|---|---|----|----|----|-----|-----|-----|----|----|----|----|------|-------|
| David Cone, R<br>ERA: 4.04<br>(1, 1)    | 5.0 |     | 21 | 5 | 5 | 5  | 4  | 1  | 0   | 0   | 0   | 0  | 2  | 50 | 81 | 9.00 | 1.200 |
| Jeff Musselman, L<br>ERA: 9.0<br>(6, 1) | 3.0 | L   | 13 | 2 | 1 | 1  | 0  | 2  | 0   | 0   | 0   | 0  | 0  | 24 | 41 | 3.00 | 1.333 |

| Batter   | 1   | 2                                | 3                             | 4                                | 5                             | 6                                | 7                            | 8                                | 9                            | AB R H RBI BB SO LOB   | TOP                          |                                  |                              |                                 |                               |                                  |                              |                                  |                                  |                                    |                                  |        |
|--|---|----------------------------------|-------------------------------|----------------------------------|-------------------------------|----------------------------------|------------------------------|----------------------------------|------------------------------|--|------------------------------|----------------------------------|------------------------------|---------------------------------|-------------------------------|----------------------------------|------------------------------|----------------------------------|----------------------------------|------------------------------------|----------------------------------|--------|
| <b>Otis Nixon, S</b> (1, 8)<br><small>OBP: 0.310, SLG: 0.272</small>   | 1-0<br>G6-3   |                                  | 2-2<br>F8                     |                                  | 2-2<br>F8                     |                                  | 1-0<br>G6-3                  |                                  | 4-2<br>G6-3<br>BB            | 4 0 0 0 1 0 0  |                              |                                  |                              |                                 |                               |                                  |                              |                                  |                                  |                                    |                                  |        |
| <b>Damaso Garcia, R</b> (1, 4)<br><small>OBP: 0.310, SLG: 0.373</small>  | 1-0<br>L3   |                                  | 0-0<br>1B<br>2B               |                                  | 1-0<br>P4                     |                                  |                              | 0-0<br>F8                        | 0-1<br>G6-3                  | 5 1 1 1 0 0 1  |                              |                                  |                              |                                 |                               |                                  |                              |                                  |                                  |                                    |                                  |        |
| <b>Andres Galarraga, R</b> (1, 3)<br><small>OBP: 0.328, SLG: 0.428</small><br><b>Wallace Johnson, S</b> (7, 3)<br><small>OBP: 0.259, SLG: 0.324</small>  | 3-2<br>1B   |                                  | 3-2<br>1B<br>E                |                                  | 0-3<br>K                      |                                  |                              | 2-0<br>HR                        | 1-3<br>K                     | 3 1 1 0 0 1 1<br>2 1 1 1 0 1 1                                   |                              |                                  |                              |                                 |                               |                                  |                              |                                  |                                  |                                    |                                  |        |
| <b>Tim Raines, S</b> (1, 7)<br><small>OBP: 0.416, SLG: 0.452</small><br><b>Nelson Santovenia, R</b> (7, 2)<br><small>OBP: 0.339, SLG: 0.421</small>  | 0-3<br>K  |                                  | 0-0<br>S<br>1B                |                                  | 2-0<br>E5                     |                                  |                              | 0-2<br>1B<br>1B                  |                              | 3 0 1 1 0 1 1<br>1 0 1 0 0 0 0                                   |                              |                                  |                              |                                 |                               |                                  |                              |                                  |                                  |                                    |                                  |        |
| <b>Hubie Brooks, R</b> (1, 9)<br><small>OBP: 0.296, SLG: 0.370</small><br><b>Dave Martinez, L</b> (7, 9)<br><small>OBP: 0.332, SLG: 0.412</small>  |   | 0-1<br>L4                        | 2-3<br>K                      |                                  | 0-0<br>P2                     |                                  |                              | 1-3<br>K                         |                              | 3 0 0 0 0 1 2<br>1 0 0 0 0 1 1                                   |                              |                                  |                              |                                 |                               |                                  |                              |                                  |                                  |                                    |                                  |        |
| <b>Tim Wallach, R</b> (1, 5)<br><small>OBP: 0.351, SLG: 0.429</small><br><b>Mike Aldrete, L</b> (7, 7)<br><small>OBP: 0.314, SLG: 0.305</small>  |   | 2-2<br>1B<br>1B                  | 1-0<br>F8                     |                                  | 1-0<br>P6                     |                                  |                              | 2-1<br>1B                        |                              | 3 1 1 0 0 0 2<br>1 0 1 0 0 0 0                                   |                              |                                  |                              |                                 |                               |                                  |                              |                                  |                                  |                                    |                                  |        |
| <b>Mike Fitzgerald, R</b> (1, 2)<br><small>OBP: 0.340, SLG: 0.401</small>  |   | 2-2<br>G5-3<br>1B                |                               | 3-2<br>G4-3                      |                               | 1-2<br>F9                        |                              | 2-3<br>K                         |                              | 4 0 0 0 0 1 4  |                              |                                  |                              |                                 |                               |                                  |                              |                                  |                                  |                                    |                                  |        |
| <b>Spike Owen, S</b> (1, 6)<br><small>OBP: 0.382, SLG: 0.368</small><br><b>Andy McGaffigan, R</b> (7, 1)<br><small>OBP: 1.000, SLG: 1.000</small><br><b>Zane Smith, L</b> (9, PH)<br><small>OBP: 0.200, SLG: 0.233</small>   |   | 2-1<br>1B                        |                               | 2-1<br>G6-3                      |                               | 1-0<br>L5                        |                              |                                  | 0-0<br>WP<br>G6-3<br>2B      | 3 0 1 1 0 0 0<br>0 0 0 0 0 0 0<br>1 1 1 0 0 0 0                  |                              |                                  |                              |                                 |                               |                                  |                              |                                  |                                  |                                    |                                  |        |
| <b>Bryn Smith, R</b> (1, 1)<br><small>OBP: 0.160, SLG: 0.109</small><br><b>Rex Hudler, R</b> (4, PH)<br><small>OBP: 0.311, SLG: 0.482</small><br><b>Steve Frey, R</b> (4, 1)<br><small>OBP: 0.255, SLG: 0.277</small><br><b>Jeff Huson, L</b> (7, PH)<br><small>OBP: 0.255, SLG: 0.277</small> |   | 1-1<br>F7                        |                               | 1-3<br>K                         |                               | 2-2<br>G6-3                      |                              | 1-0<br>F8                        |                              | 1 0 0 0 0 0 1<br>1 0 0 0 0 1 0<br>0 0 0 0 0 0 0<br>2 0 0 0 0 0 1 |                              |                                  |                              |                                 |                               |                                  |                              |                                  |                                  |                                    |                                  |        |
| <b>Inning Stats</b>  | R: 0<br>E: 0<br>K: 1<br>S: 9                          | H: 1<br>LOB: 1<br>BB: 0<br>P: 14 | R: 1<br>E: 0<br>K: 0<br>S: 13 | H: 2<br>LOB: 1<br>BB: 0<br>P: 20 | R: 2<br>E: 2<br>K: 1<br>S: 13 | H: 2<br>LOB: 1<br>BB: 0<br>P: 21 | R: 0<br>E: 0<br>K: 1<br>S: 8 | H: 0<br>LOB: 0<br>BB: 0<br>P: 14 | R: 0<br>E: 0<br>K: 1<br>S: 8 | H: 0<br>LOB: 0<br>BB: 0<br>P: 11                                 | R: 0<br>E: 1<br>K: 0<br>S: 6 | H: 0<br>LOB: 1<br>BB: 0<br>P: 10 | R: 0<br>E: 0<br>K: 0<br>S: 5 | H: 0<br>LOB: 0<br>BB: 0<br>P: 9 | R: 1<br>E: 0<br>K: 2<br>S: 13 | H: 3<br>LOB: 2<br>BB: 0<br>P: 20 | R: 1<br>E: 0<br>K: 1<br>S: 9 | H: 1<br>LOB: 1<br>BB: 1<br>P: 15 | 1B: 6<br>2B: 2<br>3B: 0<br>HR: 1 | SF: 0<br>SAC: 0<br>DP: 0<br>HBP: 0 | WP: 1<br>PB: 0<br>SB: 2<br>CS: 0 | PA: 39 |
| <b>PITCHER</b>   | IP WLS BF H R ER SO BB IBB HBP BLK WP HR S P ERA WHIP |                                  |                               |                                  |                               |                                  |                              |                                  |                              |  |                              |                                  |                              |                                 |                               |                                  |                              |                                  |                                  |                                    |                                  |        |
| <b>Bob Ojeda, L</b> (1, 1)<br><small>ERA: 3.83</small><br><b>Wally Whitehurst, R</b> (8, 1)<br><small>ERA: 8.59</small>  | 7.2 W 33 8 4 3 5 0 0 0 0 0 1 72 114 3.52 1.043        |                                  |                               |                                  |                               |                                  |                              |                                  |                              |  |                              |                                  |                              |                                 |                               |                                  |                              |                                  |                                  |                                    |                                  |        |
|  | 1.1 6 1 1 1 2 1 0 0 0 1 0 12 20 6.75 1.500            |                                  |                               |                                  |                               |                                  |                              |                                  |                              |  |                              |                                  |                              |                                 |                               |                                  |                              |                                  |                                  |                                    |                                  |        |

**Montreal Expos @ New York Mets**  
 Shea Stadium, Flushing, NY  
 Fri Aug 04 1989, 7:05 PM EDT  
 Att: 41,457 - Unknown

livebaseballscorecards.com

**AB 38**  
**R 5**  
**H 9**  
**RBI 4**  
**BB 1**  
**SO 7**  
**LOB 15**



**BOTTOM**

**Montreal Expos @ New York Mets**  
 Shea Stadium, Flushing, NY  
 Fri Aug 04 1989, 7:05 PM EDT  
 Att. 41,457 - Unknown

livebaseballscorecards.com

|            |           |
|------------|-----------|
| <b>AB</b>  | <b>37</b> |
| <b>R</b>   | <b>11</b> |
| <b>H</b>   | <b>15</b> |
| <b>RBI</b> | <b>11</b> |
| <b>BB</b>  | <b>3</b>  |
| <b>SO</b>  | <b>7</b>  |
| <b>LOB</b> | <b>12</b> |



|       |        |
|-------|--------|
| WP: 0 | PA: 41 |
| PB: 0 |        |
| SB: 3 |        |
| CS: 1 |        |

| AB    | R      | H | RBI | BB | SO | LOB |
|-------|--------|---|-----|----|----|-----|
| 5     | 2      | 2 | 0   | 0  | 2  | 0   |
| 5     | 2      | 3 | 2   | 0  | 1  | 0   |
| 4     | 3      | 3 | 3   | 0  | 0  | 0   |
| 0     | 0      | 0 | 0   | 1  | 0  | 0   |
| 4     | 3      | 3 | 1   | 1  | 1  | 0   |
| 4     | 0      | 0 | 0   | 0  | 0  | 4   |
| 4     | 0      | 2 | 2   | 0  | 1  | 2   |
| 4     | 0      | 1 | 2   | 0  | 0  | 2   |
| 3     | 1      | 1 | 1   | 1  | 0  | 1   |
| 4     | 0      | 0 | 0   | 0  | 2  | 3   |
| 0     | 0      | 0 | 0   | 0  | 0  | 0   |
| 1B: 8 | SF: 0  |   |     |    |    |     |
| 2B: 3 | SAC: 0 |   |     |    |    |     |
| 3B: 1 | DP: 0  |   |     |    |    |     |
| HR: 3 | HBP: 0 |   |     |    |    |     |

| Batter  | 1                             | 2                                | 3                            | 4                               | 5                             | 6                                | 7                             | 8                                | 9                             |                                  |                               |                                  |                               |                                  |
|---|-------------------------------|----------------------------------|------------------------------|---------------------------------|-------------------------------|----------------------------------|-------------------------------|----------------------------------|-------------------------------|----------------------------------|-------------------------------|----------------------------------|-------------------------------|----------------------------------|
| <b>Keith Miller, R</b><br>OBP: 0.260, SLG: 0.277<br>(1, 4)  | 1-1<br>1B<br>HR<br>1B         | 0-0<br>G6-3                      |                              | 1-3<br>K                        |                               | 2-1<br>HR<br>1B                  |                               | 1-3<br>K                         |                               |                                  |                               |                                  |                               |                                  |
| <b>Juan Samuel, R</b><br>OBP: 0.321, SLG: 0.388<br>(1, 8)   | 1-1<br>HR<br>1B               | 1-0<br>G5-3                      |                              | 1-1<br>CS<br>1B                 |                               | 0-0<br>HR                        |                               | 2-3<br>K                         |                               |                                  |                               |                                  |                               |                                  |
| <b>Howard Johnson, S</b><br>OBP: 0.386, SLG: 0.606<br><b>Gregg Jefferies, S</b><br>OBP: 0.285, SLG: 0.340<br>(1, 5)<br>(8, 5) | 2-1<br>HR                     |                                  | 0-0<br>S<br>1B               | 1-2<br>CS<br>1B                 | 2-0<br>1B<br>3B               | 0-1<br>F7                        |                               | 4-1<br>2B<br>BB                  |                               |                                  |                               |                                  |                               |                                  |
| <b>Darryl Strawberry, L</b><br>OBP: 0.318, SLG: 0.492<br>(1, 9)   | 0-0<br>G1-3<br>2B<br>1B       |                                  | 4-2<br>S<br>1B<br>BB         |                                 | 2-2<br>2B<br>1B               | 3-3<br>K                         |                               | 1-2<br>HR<br>2B                  |                               |                                  |                               |                                  |                               |                                  |
| <b>Kevin McReynolds, R</b><br>OBP: 0.336, SLG: 0.422<br>(1, 7)  | 1-0<br>G1-3                   |                                  | 1-0<br>L5                    |                                 | 0-0<br>P3                     | 2-2<br>G4-3                      |                               |                                  |                               |                                  |                               |                                  |                               |                                  |
| <b>Dave Magadan, L</b><br>OBP: 0.356, SLG: 0.404<br>(1, 3)  | 2-0<br>G3-1<br>2B             |                                  | 2-3<br>K                     |                                 | 2-2<br>HR<br>2B               |                                  | 1-2<br>F7                     |                                  |                               |                                  |                               |                                  |                               |                                  |
| <b>Barry Lyons, R</b><br>OBP: 0.289, SLG: 0.345<br>(1, 2)   | 2-1<br>G3-1                   |                                  | 0-1<br>1B                    |                                 | 0-0<br>F8                     |                                  | 1-2<br>G5-3                   |                                  |                               |                                  |                               |                                  |                               |                                  |
| <b>Kevin Elster, R</b><br>OBP: 0.284, SLG: 0.363<br>(1, 6)  | 0-1<br>F9                     |                                  |                              |                                 | 4-0<br>HR<br>IBB              |                                  | 0-0<br>E6                     |                                  |                               |                                  |                               |                                  |                               |                                  |
| <b>Bob Ojeda, L</b><br>OBP: 0.174, SLG: 0.136<br><b>Wally Whitehurst, R</b><br>(8, 1)   |                               | 1-0<br>G4-3                      |                              | 1-3<br>K                        |                               | 0-0<br>G5-3                      |                               | 0-3<br>K                         |                               |                                  |                               |                                  |                               |                                  |
| <b>Inning Stats</b>   | R: 4<br>E: 0<br>K: 0<br>S: 13 | H: 5<br>LOB: 1<br>BB: 0<br>P: 22 | R: 0<br>E: 0<br>K: 0<br>S: 3 | H: 0<br>LOB: 0<br>BB: 0<br>P: 5 | R: 2<br>E: 0<br>K: 1<br>S: 12 | H: 2<br>LOB: 1<br>BB: 1<br>P: 18 | R: 1<br>E: 0<br>K: 2<br>S: 13 | H: 2<br>LOB: 0<br>BB: 0<br>P: 18 | R: 2<br>E: 0<br>K: 1<br>S: 11 | H: 2<br>LOB: 0<br>BB: 0<br>P: 18 | R: 0<br>E: 1<br>K: 1<br>S: 11 | H: 0<br>LOB: 1<br>BB: 0<br>P: 13 | R: 0<br>E: 0<br>K: 2<br>S: 11 | H: 1<br>LOB: 2<br>BB: 1<br>P: 19 |

| PITCHER  | IP  | WLS | BF | H | R | ER | SO | BB | IBB | HBP | BLK | WP | HR | S  | P  | ERA   | WHIP  |
|--|-----|-----|----|---|---|----|----|----|-----|-----|-----|----|----|----|----|-------|-------|
| <b>Bryn Smith, R</b><br>ERA: 2.44<br>(1, 1)      | 3.0 | L   | 16 | 7 | 6 | 6  | 1  | 1  | 0   | 0   | 0   | 0  | 1  | 28 | 45 | 18.00 | 2.667 |
| <b>Steve Frey, L</b><br>ERA: 5.06<br>(4, 1)      | 3.0 |     | 16 | 7 | 5 | 5  | 3  | 0  | 1   | 0   | 0   | 0  | 2  | 34 | 56 | 15.00 | 2.333 |
| <b>Andy McGaffigan, R</b><br>ERA: 3.43<br>(7, 1) | 2.0 |     | 8  | 1 | 0 | 0  | 3  | 1  | 0   | 0   | 0   | 0  | 0  | 22 | 32 | 0.00  | 1.000 |

| Batter   | 1                            | 2                                | 3                             | 4                                | 5                            | 6                                | 7                             | 8                                | 9                            | AB R H RBI BB SO LOB                            | TOP                          |                                  |                               |                                  |                              |                                  |                                  |                                    |                                  |        |     |     |    |    |   |   |     |      |  |  |  |
|--|------------------------------|----------------------------------|-------------------------------|----------------------------------|------------------------------|----------------------------------|-------------------------------|----------------------------------|------------------------------|---|------------------------------|----------------------------------|-------------------------------|----------------------------------|------------------------------|----------------------------------|----------------------------------|------------------------------------|----------------------------------|--------|-----|-----|----|----|---|---|-----|------|--|--|--|
| Dave Martinez, L<br>OBP: 0.332, SLG: 0.411<br>(1, 8)<br>(8, 9)   | 2-2<br>G5-3                  |                                  | 1-2<br>L1                     |                                  | 2-2<br>CS<br>1B              |                                  |                               | 0-0<br>SH1-4                     |                              | 3 0 1 0 0 0 0                                   |                              |                                  |                               |                                  |                              |                                  |                                  |                                    |                                  |        |     |     |    |    |   |   |     |      |  |  |  |
| Jeff Huson, L<br>OBP: 0.236, SLG: 0.255<br>(1, 4)  | 1-3<br>K                     |                                  | 2-0<br>F8                     |                                  | 1-0<br>L7                    |                                  |                               | 0-0<br>G3                        |                              | 4 0 0 0 0 1 2                                   |                              |                                  |                               |                                  |                              |                                  |                                  |                                    |                                  |        |     |     |    |    |   |   |     |      |  |  |  |
| Hubie Brooks, R<br>OBP: 0.296, SLG: 0.369<br>Tim Burke, R<br>(1, 9)<br>(8, 1)  | 1-1<br>F7                    |                                  | 0-1<br>1B                     |                                  |                              | 2-0<br>F9                        |                               | 2-3<br>K                         |                              | 4 0 1 0 0 1 1<br>0 0 0 0 0 0 0                  |                              |                                  |                               |                                  |                              |                                  |                                  |                                    |                                  |        |     |     |    |    |   |   |     |      |  |  |  |
| Tim Raines, S<br>OBP: 0.414, SLG: 0.456<br>(1, 7)  |                              | 0-0<br>SF8<br>3B                 | 1-0<br>G6-3                   |                                  |                              | 3-1<br>L7                        |                               |                                  | 3-2<br>F8                    | 4 1 1 0 0 0 1                                   |                              |                                  |                               |                                  |                              |                                  |                                  |                                    |                                  |        |     |     |    |    |   |   |     |      |  |  |  |
| Tim Wallach, R<br>OBP: 0.348, SLG: 0.426<br>(1, 5)   |                              | 0-0<br>SF8                       |                               | 2-3<br>K                         |                              | 0-1<br>P3                        |                               |                                  | 0-1<br>P3                    | 3 0 0 1 0 1 0                                   |                              |                                  |                               |                                  |                              |                                  |                                  |                                    |                                  |        |     |     |    |    |   |   |     |      |  |  |  |
| Andres Galarraga, R<br>OBP: 0.332, SLG: 0.433<br>(1, 3)  |                              | 4-2<br>S<br>E<br>BB              |                               | 0-2<br>1B                        |                              |                                  | 2-0<br>K<br>2B                |                                  | 0-1<br>F9                    | 3 1 2 0 1 0 0                                   |                              |                                  |                               |                                  |                              |                                  |                                  |                                    |                                  |        |     |     |    |    |   |   |     |      |  |  |  |
| Nelson Santovenia, R<br>OBP: 0.335, SLG: 0.415<br>(1, 2)   |                              | 0-2<br>P4                        |                               | 1-2<br>P6                        |                              |                                  | 3-3<br>K                      |                                  |                              | 3 0 0 0 0 1 3                                   |                              |                                  |                               |                                  |                              |                                  |                                  |                                    |                                  |        |     |     |    |    |   |   |     |      |  |  |  |
| Spike Owen, S<br>OBP: 0.379, SLG: 0.364<br>(1, 6)  |                              | 2-1<br>E4                        |                               | 2-0<br>L8                        |                              |                                  | 2-1<br>G3-1                   |                                  |                              | 3 0 0 0 0 0 1                                   |                              |                                  |                               |                                  |                              |                                  |                                  |                                    |                                  |        |     |     |    |    |   |   |     |      |  |  |  |
| Mark Langston, R<br>OBP: 0.186, SLG: 0.238<br>Wallace Johnson, S<br>OBP: 0.268, SLG: 0.333<br>Otis Nixon, S<br>OBP: 0.310, SLG: 0.272<br>(1, 1)<br>(8, PH)<br>(8, 8) |                              | 0-0<br>G5-3                      |                               |                                  | 0-0<br>F7                    |                                  |                               | 2-2<br>G3<br>SH1-4<br>1B         |                              | 2 0 0 0 0 0 1<br>1 0 1 0 0 0 0<br>0 0 0 0 0 0 0 |                              |                                  |                               |                                  |                              |                                  |                                  |                                    |                                  |        |     |     |    |    |   |   |     |      |  |  |  |
| <b>Inning Stats</b>  | R: 0<br>E: 0<br>K: 1<br>S: 8 | H: 0<br>LOB: 0<br>BB: 0<br>P: 12 | R: 2<br>E: 1<br>K: 0<br>S: 11 | H: 1<br>LOB: 1<br>BB: 1<br>P: 17 | R: 0<br>E: 0<br>K: 0<br>S: 7 | H: 1<br>LOB: 1<br>BB: 0<br>P: 11 | R: 0<br>E: 0<br>K: 1<br>S: 10 | H: 1<br>LOB: 1<br>BB: 0<br>P: 15 | R: 0<br>E: 0<br>K: 0<br>S: 5 | H: 0<br>LOB: 0<br>BB: 0<br>P: 10                | R: 0<br>E: 0<br>K: 1<br>S: 6 | H: 1<br>LOB: 0<br>BB: 0<br>P: 13 | R: 0<br>E: 0<br>K: 1<br>S: 10 | H: 1<br>LOB: 1<br>BB: 0<br>P: 14 | R: 0<br>E: 0<br>K: 0<br>S: 8 | H: 0<br>LOB: 0<br>BB: 0<br>P: 11 | 1B: 4<br>2B: 1<br>3B: 1<br>HR: 0 | SF: 1<br>SAC: 1<br>DP: 0<br>HBP: 0 | WP: 0<br>PB: 0<br>SB: 1<br>CS: 1 | PA: 33 |     |     |    |    |   |   |     |      |  |  |  |
| <b>PITCHER</b><br>Ron Darling, R<br>ERA: 3.89<br>(1, 1)  | IP<br>9.0                    | WLS<br>W                         | BF<br>33                      | H<br>6                           | R<br>2                       | ER<br>1                          | SO<br>4                       | BB<br>1                          | IBB<br>0                     | HBP<br>0  | BLK<br>0                     | WP<br>0                          | HR<br>0                       | S<br>70                          | P<br>111                     | ERA<br>1.00                      | WHIP<br>0.778                    |                                    |                                  |        |     |     |    |    |   |   |     |      |  |  |  |
|  |                              |                                  |                               |                                  |                              |                                  |                               |                                  |                              |   | <b>PITCHER</b>               | IP                               | WLS                           | BF                               | H                            | R                                | ER                               | SO                                 | BB                               | IBB    | HBP | BLK | WP | HR | S | P | ERA | WHIP |  |  |  |

**Montreal Expos @ New York Mets**  
Shea Stadium, Flushing, NY  
Sat Aug 05 1989, 7:05 PM EDT  
Att. 46,175 - Unknown - 94 F

livebaseballscorecards.com

**AB 30**  
**R 2**  
**H 6**  
**RBI 1**  
**BB 1**  
**SO 4**  
**LOB 9**





| Batter   | 1           | 2                        | 3                                | 4              | 5         | 6               | 7                  | 8                     | 9 |
|--|-------------|--------------------------|----------------------------------|----------------|-----------|-----------------|--------------------|-----------------------|---|
| Keith Miller, R<br>OBP: 0.241, SLG: 0.255<br>(1, 4)  | 0-0<br>P2   |                          | 3-2<br>F8                        |                | 2-0<br>P3 |                 | 3-3<br>K           |                       |   |
| Juan Samuel, R<br>OBP: 0.320, SLG: 0.385<br>(1, 8)   | 1-2<br>G5-3 |                          | 1-0<br>G6-3                      |                | 1-1<br>F9 |                 | 4-2<br>BB          |                       |   |
| Howard Johnson, S<br>OBP: 0.384, SLG: 0.603<br>(1, 5)  | 2-3<br>K    |                          | 1-1<br>PO<br>1B                  |                |           | 1-0<br>L9       | 1-2<br>G3          |                       |   |
| Kevin McReynolds, R<br>OBP: 0.340, SLG: 0.432<br>(1, 7)  |             | 2-2<br>HR                | 1 SAFE 0-0<br>PO                 | 4-2<br>S<br>BB |           | 2-2<br>G6-3     |                    | 0-2<br>2B<br>1B       |   |
| Tim Teufel, R<br>OBP: 0.368, SLG: 0.318<br>(1, 3)  |             | 4-2<br>SH1-3<br>1B<br>BB | 1 SAFE 1 SAFE 1 SAFE<br>1B<br>BB | 4-2<br>BB      |           | 2-1<br>1B<br>1B |                    | 0-3<br>K              |   |
| Mark Carreon, R<br>OBP: 0.354, SLG: 0.567<br>Darryl Strawberry, L<br>OBP: 0.320, SLG: 0.497<br>(8, PH)<br>(9, 9) |             | 2-2<br>SH1-3<br>1B       | 1 SAFE 1 SAFE<br>1B              | 1-2<br>L8      |           | 2-1<br>1B<br>1B |                    | 1-0<br>G3<br>1B<br>2B |   |
| Barry Lyons, R<br>OBP: 0.286, SLG: 0.340<br>Mackey Sasser, L<br>OBP: 0.304, SLG: 0.398<br>(8, PH)<br>(9, 2)      |             | 0-0<br>SH1-3             |                                  | 3-3<br>K       |           | 1-1<br>G4-3     |                    | 0-0<br>G3             |   |
| Kevin Elster, R<br>OBP: 0.287, SLG: 0.365<br>(1, 6)  |             | 1-0<br>P2                |                                  | 2-3<br>K       |           |                 | 1-1<br>SH1-4<br>1B | 0-0<br>1B             |   |
| Ron Darling, R<br>OBP: 0.160, SLG: 0.286<br>(1, 1)   |             | 1-3<br>K                 |                                  |                | 3-3<br>K  |                 | 0-2<br>SH1-4       | 0-2<br>1B             |   |

| Inning Stats | R: 0   | H: 0  | E: 0  | K: 1   | S: 8  | R: 1  | H: 2   | E: 0  | K: 1  | S: 15  | R: 0  | H: 1  | E: 0   | K: 0  | S: 7  | R: 0   | H: 0  | E: 0  | K: 2   | S: 14 | R: 0   | H: 0  | E: 0  | K: 1   | S: 8  | R: 0  | H: 2   | E: 0  | K: 10 | S: 10  | R: 0  | H: 1  | E: 0  | K: 1   | S: 18 | R: 2   | H: 3  | E: 0  | K: 1  | S: 9  |
|--------------|--------|-------|-------|--------|-------|-------|--------|-------|-------|--------|-------|-------|--------|-------|-------|--------|-------|-------|--------|-------|--------|-------|-------|--------|-------|-------|--------|-------|-------|--------|-------|-------|-------|--------|-------|--------|-------|-------|-------|-------|
|              | LOB: 0 | BB: 0 | P: 11 | LOB: 2 | BB: 1 | P: 25 | LOB: 0 | BB: 0 | P: 12 | LOB: 2 | BB: 2 | P: 28 | LOB: 0 | BB: 0 | P: 14 | LOB: 2 | BB: 0 | P: 18 | LOB: 2 | BB: 0 | LOB: 2 | BB: 1 | P: 27 | LOB: 1 | BB: 0 | P: 10 | LOB: 3 | BB: 1 | P: 10 | LOB: 1 | BB: 0 | P: 10 | SF: 0 | SAC: 2 | DP: 0 | HBP: 0 | 1B: 7 | 2B: 1 | 3B: 0 | HR: 1 |

| PITCHER                                 | IP  | WLS | BF | H | R | ER | SO | BB | IBB | HBP | BLK | WP | HR | S  | P   | ERA   | WHIP  |
|---|-----|-----|----|---|---|----|----|----|-----|-----|-----|----|----|----|-----|-------|-------|
| Mark Langston, L<br>ERA: 2.61<br>(1, 1) | 7.0 |     | 30 | 6 | 1 | 1  | 6  | 4  | 0   | 0   | 0   | 0  | 1  | 80 | 135 | 1.29  | 1.429 |
| Tim Burke, R<br>ERA: 2.74<br>(8, 1)     | 1.0 | L   | 5  | 3 | 2 | 2  | 1  | 0  | 0   | 0   | 0   | 0  | 0  | 9  | 10  | 18.00 | 3.000 |

AB R H RBI BB SO LOB

|   |   |   |   |   |   |   |
|---|---|---|---|---|---|---|
| 4 | 0 | 0 | 0 | 0 | 1 | 1 |
| 3 | 0 | 0 | 0 | 1 | 0 | 0 |
| 4 | 0 | 1 | 0 | 0 | 1 | 2 |
| 3 | 2 | 2 | 1 | 1 | 0 | 0 |
| 2 | 0 | 1 | 0 | 2 | 1 | 1 |
| 3 | 0 | 2 | 0 | 0 | 0 | 2 |
| 1 | 1 | 1 | 1 | 1 | 0 | 0 |
| 2 | 0 | 0 | 0 | 0 | 1 | 4 |
| 1 | 0 | 0 | 0 | 0 | 0 | 1 |
| 4 | 0 | 2 | 1 | 0 | 1 | 4 |
| 2 | 0 | 0 | 0 | 0 | 2 | 2 |

|       |        |
|-------|--------|
| WP: 0 | PA: 36 |
| PB: 0 | SB: 1  |
| CS: 0 |        |

|     |    |
|-----|----|
| AB  | 29 |
| R   | 3  |
| H   | 9  |
| RBI | 3  |
| BB  | 4  |
| SO  | 7  |
| LOB | 17 |



**Montreal Expos @ New York Mets**  
 Shea Stadium, Flushing, NY  
 Sat Aug 05 1989, 7:05 PM EDT  
 Att: 46,175 - Unknown - 94 F

livebaseballscorecards.com

| Batter   | 1  | 2  | 3   | 4   | 5   | 6   | 7  | 8   | 9  | 10  | 11  | 12   | 13  | 14  | AB R H RBI BB SO LOB  | TOP  |   |
|--|--|--|---|---|---|---|--|---|--|---|---|--|---|---|---|--|---|
| <b>Otis Nixon, S</b><br><small>(1, 8)<br/>OBP: 0.313, SLG: 0.273</small>   |  |  |   |   |   |   |  |   |  |   |   |  |   |   | 6 0 2 0 1 3 0   | <b>Montreal Expos @ New York Mets</b><br>Shea Stadium, Flushing, NY<br>Sun Aug 06 1989, 3:33 AM EDT<br>Att. 43,658 - Unknown |   |
| <b>Damaso Garcia, R</b><br><small>(1, 4)<br/>OBP: 0.326, SLG: 0.380</small><br><b>Jeff Huson, L</b><br><small>(11, 4)<br/>OBP: 0.236, SLG: 0.255</small>   |  |  |   |   |   |   |  |   |  |   |   |  |   |   | 2 1 2 0 2 0 0<br>0 0 0 0 0 0 0  |  |   |
| <b>Hubie Brooks, R</b><br><small>(1, 9)<br/>OBP: 0.297, SLG: 0.370</small><br><b>Zane Smith, L</b><br><small>(8, 11)<br/>OBP: 0.265, SLG: 0.233</small><br><b>Mike Fitzgerald, R</b><br><small>(10, PH)<br/>OBP: 0.245, SLG: 0.401</small><br><b>Joe Hesketh, R</b><br><small>(10, 11)<br/>OBP: 1.000, SLG: 1.000</small><br><b>Wallace Johnson, S</b><br><small>(12, PH)<br/>OBP: 1.000, SLG: 0.929</small><br><b>Andy McCaffigan, R</b><br><small>(12, 11)<br/>OBP: 1.000, SLG: 1.000</small><br><b>Mike Aldrete, L</b><br><small>(14, PH)<br/>OBP: 0.376, SLG: 0.305</small><br><b>Steve Frey, R</b><br><small>(14, 11)</small> |  |  |   |   |   |   |  |   |  |   |   |  |   |   | 4 0 2 0 0 0 2<br>0 0 0 0 0 0 0<br>0 0 0 0 0 0 0<br>0 0 0 0 0 0 0<br>0 0 0 0 0 0 0<br>0 0 0 0 0 0 0<br>0 0 0 0 0 0 0 |  |   |
| <b>Tim Raines, S</b><br><small>(1, 7)<br/>OBP: 0.417, SLG: 0.453</small>   |  |  |   |   |   |   |  |   |  |   |   |  |   |   | 4 0 1 0 3 1 3   |  |   |
| <b>Tim Wallach, R</b><br><small>(1, 5)<br/>OBP: 0.343, SLG: 0.420</small>  |  |  |   |   |   |   |  |   |  |   |   |  |   |   | 6 0 0 1 0 0 10  |  |   |
| <b>Andres Galarrraga, R</b><br><small>(1, 3)<br/>OBP: 0.330, SLG: 0.429</small>  |  |  |   |   |   |   |  |   |  |   |   |  |   |   | 6 0 1 0 0 2 5   |  |   |
| <b>Nelson Santovenia, R</b><br><small>(1, 2)<br/>OBP: 0.330, SLG: 0.408</small>  |  |  |   |   |   |   |  |   |  |   |   |  |   |   | 6 0 1 0 0 0 1   |  |   |
| <b>Spike Owen, S</b><br><small>(1, 6)<br/>OBP: 0.378, SLG: 0.364</small>   |  |  |   |   |   |   |  |   |  |   |   |  |   |   | 6 0 2 0 0 2 1   |  |   |
| <b>Kevin Gross, R</b><br><small>(1, 1)<br/>OBP: 0.212, SLG: 0.146</small><br><b>Dave Martinez, L</b><br><small>(8, 9)<br/>OBP: 0.332, SLG: 0.411</small><br><b>Rex Hudler, R</b><br><small>(9, PH)<br/>OBP: 0.303, SLG: 0.470</small><br><small>(9, 9)</small>   |  |  |   |   |   |   |  |   |  |   |   |  |   |   | 3 0 0 0 0 2 0<br>0 0 0 0 0 0 0<br>3 0 0 0 0 0 2   |  |   |
| <b>Inning Stats</b>  | R: 0 H: 0<br>E: 0 LOB: 0<br>K: 1 BB: 1<br>S: 8 P: 15   | R: 0 H: 0<br>E: 0 LOB: 0<br>K: 1 BB: 0<br>S: 7 P: 9  | R: 0 H: 0<br>E: 0 LOB: 0<br>K: 2 BB: 0<br>S: 15 P: 19   | R: 1 H: 1<br>E: 0 LOB: 2<br>K: 1 BB: 2<br>S: 13 P: 25 | R: 0 H: 0<br>E: 0 LOB: 0<br>K: 0 BB: 0<br>S: 5 P: 7 | R: 0 H: 1<br>E: 0 LOB: 1<br>K: 1 BB: 0<br>S: 10 P: 13 | R: 0 H: 1<br>E: 0 LOB: 1<br>K: 2 BB: 0<br>S: 9 P: 13 | R: 0 H: 2<br>E: 0 LOB: 3<br>K: 2 BB: 1<br>S: 12 P: 23 | R: 0 H: 1<br>E: 0 LOB: 1<br>K: 0 BB: 0<br>S: 7 P: 12 | R: 0 H: 1<br>E: 0 LOB: 3<br>K: 0 BB: 2<br>S: 10 P: 23 | R: 0 H: 0<br>E: 0 LOB: 0<br>K: 0 BB: 0<br>S: 6 P: 6 | R: 0 H: 1<br>E: 0 LOB: 2<br>K: 1 BB: 1<br>S: 7 P: 14 | R: 0 H: 2<br>E: 0 LOB: 0<br>K: 0 BB: 1<br>S: 10 P: 12 | R: 0 H: 1<br>E: 0 LOB: 2<br>K: 0 BB: 1<br>S: 10 P: 19 | 1B: 11 SF: 1<br>2B: 0 SAC: 3<br>3B: 0 DP: 1<br>HR: 0 HBP: 0   |  | WP: 0 PA: 60<br>PB: 0<br>SB: 2<br>CS: 1 |
| <b>PITCHER</b><br><b>Sid Fernandez, L</b><br><small>(1, 1)<br/>ERA: 2.66</small><br><b>Randy Myers, L</b><br><small>(9, 1)<br/>ERA: 1.73</small><br><b>Jeff Innis, R</b><br><small>(10, 1)<br/>ERA: 2.92</small><br><b>Don Aase, R</b><br><small>(11, 1)<br/>ERA: 3.4</small><br><b>Jeff Musseman, L</b><br><small>(13, 1)<br/>ERA: 7.88</small>   | IP WLS BF H R ER SO BB IBB HBP BLK WP HR S P ERA WHIP<br>8.0 0 32 5 1 1 10 4 0 0 0 0 0 79 124 1.12 1.125<br>1.1 8 2 0 0 0 2 0 0 0 0 0 0 14 30 0.00 3.000<br>0.2 2 0 0 0 0 0 0 0 0 0 0 0 3 5 0.00 0.000<br>2.0 8 1 0 0 1 0 1 0 0 0 0 0 13 20 0.00 0.500<br>2.0 W 9 3 0 0 0 1 0 0 0 0 0 0 19 31 0.00 2.000 | <b>PITCHER</b><br><b>Don Aase, R</b><br><small>(11, 1)<br/>ERA: 3.4</small><br><b>Jeff Musseman, L</b><br><small>(13, 1)<br/>ERA: 7.88</small> | IP WLS BF H R ER SO BB IBB HBP BLK WP HR S P ERA WHIP<br>2.0 0 9 3 0 0 0 1 0 0 0 0 0 19 31 0.00 2.000 |   |   |   |  |   |  |   |   |  |   |   |   |  |   |

livebaseballscorecards.com

|     |    |
|-----|----|
| AB  | 47 |
| R   | 1  |
| H   | 11 |
| RBI | 1  |
| BB  | 8  |
| SO  | 11 |
| LOB | 25 |



| Batter   | 1   | 2                                | 3                             | 4                                | 5                            | 6                               | 7                            | 8                                | 9                            | 10                               | 11                            | 12                               | 13                           | 14                               | AB                           | R                                | H                             | RBI                              | BB                           | SO                              | LOB                          | BOTTOM   |                                 |                                  |                                    |                                  |        |
|--|---|----------------------------------|-------------------------------|----------------------------------|------------------------------|---------------------------------|------------------------------|----------------------------------|------------------------------|----------------------------------|-------------------------------|----------------------------------|------------------------------|----------------------------------|------------------------------|----------------------------------|-------------------------------|----------------------------------|------------------------------|---------------------------------|------------------------------|--|---------------------------------|----------------------------------|------------------------------------|----------------------------------|--------|
| Keith Miller, R (1, 4)<br>OBP: 0.246, SLG: 0.259<br>Keith Hernandez, L (8, PH)<br>OBP: 0.346, SLG: 0.385<br>Randy Myers, L (9, 1)<br>Jeff Innis, R (10, 1)<br>Tim Teufel, R (10, PH)<br>OBP: 0.306, SLG: 0.315<br>Don Aase, R (11, 1)<br>Mark Carreon, R (12, PH)<br>OBP: 0.338, SLG: 0.557<br>Jeff Musselman, L (13, 1) | 2-3<br>K  |                                  | 0-1<br>L8<br>1B               |                                  |                              | 1-1<br>G6-3                     |                              | 1-2<br>L8<br>1B                  |                              | 1-0<br>G5-3                      |                               | 1-3<br>K                         |                              |                                  | 3                            | 0                                | 1                             | 0                                | 0                            | 1                               | 0                            | <b>Montreal Expos @ New York Mets</b><br>Shea Stadium, Flushing, NY<br>Sun Aug 06 1989, 3:33 AM EDT<br>Att: 43,658 - Unknown |                                 |                                  |                                    |                                  |        |
| Juan Samuel, R (1, 8)<br>OBP: 0.320, SLG: 0.384  | 2-2<br>F9<br>1B   |                                  | 1-2<br>L9                     |                                  |                              | 1-2<br>L3                       |                              | 3-2<br>BB<br>1B                  |                              | 1-2<br>F8                        |                               |                                  | 0-1<br>F8                    |                                  | 6                            | 0                                | 2                             | 0                                | 0                            | 0                               | 2                            |  |                                 |                                  |                                    |                                  |        |
| Howard Johnson, S (1, 5)<br>OBP: 0.384, SLG: 0.600   | 1-1<br>F9   |                                  | 1-1<br>L8                     |                                  |                              | 3-3<br>K2-3                     |                              | 4-2<br>BB                        |                              |                                  | 2-1<br>F9                     |                                  |                              | 0-0<br>2B                        | 5                            | 0                                | 1                             | 0                                | 1                            | 1                               | 2                            |  |                                 |                                  |                                    |                                  |        |
| Darryl Strawberry, L (1, 9)<br>OBP: 0.322, SLG: 0.505  | 2-1<br>F9   |                                  |                               | 4-0<br>L4-6<br>G4-3<br>BB        |                              |                                 | 1-0<br>HR                    | 0-2<br>F8                        |                              |                                  | 1-2<br>1B                     |                                  | 3-2<br>P5                    |                                  | 5                            | 1                                | 2                             | 1                                | 1                            | 0                               | 4                            |  |                                 |                                  |                                    |                                  |        |
| Kevin McReynolds, R (1, 7)   |   | 3-2<br>1B<br>2B                  |                               | 0-1<br>G4-3                      |                              |                                 | 0-3<br>K                     |                                  | 1-1<br>F9                    |                                  | 2-2<br>F9                     |                                  |                              | 1-0<br>HR                        | 6                            | 1                                | 2                             | 1                                | 0                            | 1                               | 2                            |  |                                 |                                  |                                    |                                  |        |
| Dave Magadan, L (1, 3)<br>OBP: 0.353, SLG: 0.401   |   | 2-1<br>E<br>1B                   |                               | 1-2<br>L4-6                      |                              |                                 | 2-3<br>K                     |                                  | 2-2<br>L6                    |                                  | 1-2<br>L5                     |                                  |                              |                                  | 5                            | 0                                | 1                             | 0                                | 0                            | 1                               | 2                            |  |                                 |                                  |                                    |                                  |        |
| Mackey Sasser, L (1, 2)<br>OBP: 0.300, SLG: 0.391  |   | 3-1<br>F9                        |                               |                                  | 0-0<br>F9                    |                                 | 0-1<br>L7                    |                                  | 1-3<br>K                     |                                  |                               |                                  | 0-0<br>FC6-4<br>1B           |                                  | 5                            | 0                                | 1                             | 0                                | 0                            | 1                               | 1                            |  |                                 |                                  |                                    |                                  |        |
| Kevin Elster, R (1, 6)<br>OBP: 0.285, SLG: 0.362   |   | 0-1<br>E4                        |                               |                                  | 2-2<br>P3                    |                                 |                              | 0-0<br>P6                        |                              | 1-2<br>SH3-4<br>1B               |                               | 1-2<br>F8                        |                              |                                  | 5                            | 0                                | 1                             | 0                                | 0                            | 0                               | 2                            |  |                                 |                                  |                                    |                                  |        |
| Sid Fernandez, L (1, 1)<br>OBP: 0.224, SLG: 0.234<br>Gregg Jefferies, S (8, PH)<br>OBP: 0.286, SLG: 0.339 (9, 4)   |   | 0-0<br>F8                        |                               |                                  | 1-2<br>G3-1                  |                                 |                              | 1-2<br>1B<br>HBP                 |                              | 1-2<br>SH3-4                     |                               | 1-2<br>FC6-4                     |                              |                                  | 2                            | 0                                | 0                             | 0                                | 0                            | 0                               | 2                            |  |                                 |                                  |                                    |                                  |        |
|  |   |                                  |                               |                                  |                              |                                 |                              |                                  |                              |                                  |                               |                                  |                              |                                  | 1                            | 0                                | 0                             | 0                                | 0                            | 0                               | 1                            |  |                                 |                                  |                                    |                                  |        |
| <b>Inning Stats</b>  | R: 0<br>E: 0<br>K: 1<br>S: 11   | H: 1<br>LOB: 1<br>BB: 0<br>P: 18 | R: 0<br>E: 1<br>K: 0<br>S: 12 | H: 2<br>LOB: 2<br>BB: 0<br>P: 20 | R: 0<br>E: 0<br>K: 0<br>S: 8 | H: 1<br>LOB: 0<br>BB: 0<br>P: 9 | R: 0<br>E: 0<br>K: 0<br>S: 6 | H: 0<br>LOB: 0<br>BB: 1<br>P: 11 | R: 0<br>E: 0<br>K: 0<br>S: 8 | H: 0<br>LOB: 0<br>BB: 0<br>P: 11 | R: 0<br>E: 0<br>K: 1<br>S: 11 | H: 1<br>LOB: 3<br>BB: 1<br>P: 24 | R: 0<br>E: 0<br>K: 0<br>S: 9 | H: 0<br>LOB: 0<br>BB: 0<br>P: 13 | R: 0<br>E: 0<br>K: 0<br>S: 9 | H: 1<br>LOB: 1<br>BB: 0<br>P: 12 | R: 0<br>E: 0<br>K: 1<br>S: 11 | H: 1<br>LOB: 0<br>BB: 0<br>P: 15 | R: 0<br>E: 0<br>K: 0<br>S: 6 | H: 1<br>LOB: 0<br>BB: 0<br>P: 9 | R: 1<br>E: 0<br>K: 0<br>S: 1 |  | H: 1<br>LOB: 0<br>BB: 0<br>P: 2 | 1B: 7<br>2B: 3<br>3B: 0<br>HR: 2 | SF: 0<br>SAC: 1<br>DP: 1<br>HBP: 1 | WP: 0<br>PB: 0<br>SB: 1<br>CS: 0 | PA: 50 |
| <b>PITCHER</b>   | IP<br>WLS<br>BF<br>H<br>R<br>ER<br>SO<br>BB<br>IBB<br>HBP<br>BLK<br>WP<br>HR<br>S<br>P<br>ERA<br>WHIP |                                  |                               |                                  |                              |                                 |                              |                                  |                              |                                  |                               |                                  |                              |                                  |                              |                                  |                               |                                  |                              |                                 |                              |  |                                 |                                  |                                    |                                  |        |
| Kevin Gross, R (1, 1)<br>ERA: 4.21   | 7.1   |                                  | 5                             | 1                                | 1                            | 1                               | 0                            | 0                                | 0                            | 0                                | 0                             | 0                                | 0                            | 0                                | 0                            | 0                                | 0                             | 0                                | 0                            | 0                               | 0                            |  | 0                               | 0                                | 1.23                               | 0.818                            |        |
| Zane Smith, L (8, 1)<br>ERA: 3.71  | 1.2   |                                  | 1                             | 0                                | 0                            | 1                               | 1                            | 0                                | 0                            | 0                                | 0                             | 0                                | 0                            | 0                                | 0                            | 0                                | 0                             | 0                                | 0                            | 0                               | 0                            |  | 0                               | 0                                | 0.00                               | 1.200                            |        |
| Joe Hesketh, L (10, 1)<br>ERA: 6.08  | 2.0   |                                  | 2                             | 0                                | 0                            | 0                               | 0                            | 0                                | 0                            | 0                                | 0                             | 0                                | 0                            | 0                                | 0                            | 0                                | 0                             | 0                                | 0                            | 0                               | 0                            | 0  | 0                               | 0.00                             | 1.000                              |                                  |        |
| Andy McGaffigan, R (12, 1)<br>ERA: 3.32  | 2.0   |                                  | 2                             | 0                                | 0                            | 1                               | 0                            | 0                                | 0                            | 0                                | 0                             | 0                                | 0                            | 0                                | 0                            | 0                                | 0                             | 0                                | 0                            | 0                               | 0                            | 0  | 0                               | 0.00                             | 1.000                              |                                  |        |
| Steve Frey, L (14, 1)<br>ERA: 5.48   | 0.0   | L                                | 1                             | 1                                | 1                            | 0                               | 0                            | 0                                | 0                            | 0                                | 0                             | 0                                | 0                            | 0                                | 0                            | 0                                | 0                             | 0                                | 0                            | 0                               | 0                            | 0  | 0                               | ∞                                | ∞                                  |                                  |        |

livebaseballscorecards.com

|     |    |
|-----|----|
| AB  | 46 |
| R   | 2  |
| H   | 11 |
| RBI | 2  |
| BB  | 2  |
| SO  | 6  |
| LOB | 21 |



| Batter   | 1  | 2   | 3  | 4  | 5  | 6  | 7  | 8  | 9   | AB R H RBI BB SO LOB   | TOP                                     |
|--|--|---|--|--|--|--|--|--|---|--|---|
| Keith Miller, R (1, 4)<br>OBP: 0.250, SLG: 0.263<br>Keith Hernandez, L (8, PH)<br>OBP: 0.344, SLG: 0.382<br>Jeff Musselman, L (8, 1)<br>Jeff Innis, R (9, 1) | 2-3<br>  |   | 0-1<br>G6-3<br>                                      |  |  | 3-2<br>FC5-4<br>1B<br>                               |  | 2-3<br>K<br>   |   | 3 0 1 0 0 1 1<br>1 0 0 0 0 1 0<br>0 0 0 0 0 0 0<br>0 0 0 0 0 0 0 |   |
| Juan Samuel, R (1, 8)<br>OBP: 0.317, SLG: 0.380  | 1-2<br>G5-3<br>  |   |  | 2-0<br>G6-3<br>                                      |  | 0-1<br>FC5-4<br>1-2f<br>                             |  |  | 1-3<br>K<br>  | 4 0 0 0 0 1 1  |   |
| Howard Johnson, S (1, 5)<br>OBP: 0.380, SLG: 0.594   | 0-3<br>K<br>   |   |  | 2-0<br>G3<br>  |  | 2-1<br>L9<br>  |  |  | 1-3<br>K<br>  | 4 0 0 0 0 2 1  |   |
| Darryl Strawberry, L (1, 9)<br>OBP: 0.324, SLG: 0.502  |  | 1-0<br>G4-3<br>   |  | 4-0<br>FC5-4<br>BB<br>                               |  | 2-1<br>P2<br>  |  | 4-1<br>1B<br>BB<br>                                  | 2 1 0 0 2 0 0   |  |   |
| Kevin McReynolds, R (1, 7)<br>OBP: 0.338, SLG: 0.438<br>Mark Carreon, R (5, 7)<br>OBP: 0.353, SLG: 0.556   |  | 2-2<br>G5-3<br>   |  | 2-2<br>FC5-4<br>1-2f<br>                             |  |  | 1-3<br>K<br>   | 1-1<br>BB<br>  | 1-3<br>1B<br>   | 2 0 0 0 0 0 1<br>2 0 1 0 0 1 0                                   |   |
| Dave Magadan, L (1, 3)<br>OBP: 0.355, SLG: 0.400   |  | 3-1<br>G3<br>   |  | 2-2<br>G3-1<br>                                      |  | 0-1<br>1B<br>  |  | 4-1<br>1B<br>BB<br>                                  | 3 0 1 0 1 0 0   |  |   |
| Barry Lyons, R (1, 2)<br>OBP: 0.287, SLG: 0.336<br>Mackey Sasser, L (9, PH)<br>OBP: 0.298, SLG: 0.388<br>(9, 2)  |  |   | 4-1<br>SH1-4<br>BB<br>                               |  | 0-3<br>K<br>   | 0-0<br>F7<br>  |  | 2-3<br>K<br>   | 2 0 0 0 1 1 1<br>1 0 0 0 0 1 2                        |  |   |
| Kevin Elster, R (1, 6)<br>OBP: 0.283, SLG: 0.358   |  |   | 1-3<br>K<br>   |  | 2-3<br>K<br>   |  | 1-1<br>L6<br>  |  | 3 0 0 0 0 2 1   |  |   |
| Frank Viola, L (1, 1)<br>Gregg Jefferies, S (8, PH)<br>OBP: 0.285, SLG: 0.337<br>(8, 4)  |  |   | 2-2<br>SH1-4<br>1-2<br>                              |  | 0-0<br>G5-3<br>                                      |  | 1-3<br>K<br>   |  | 1 0 0 0 0 0 0<br>1 0 0 0 0 1 0                        |  |   |
| <b>Inning Stats</b>  | R: 0 H: 0<br>E: 0 LOB: 0<br>K: 2 BB: 0<br>S: 10 P: 13  | R: 0 H: 0<br>E: 0 LOB: 0<br>K: 0 BB: 0<br>S: 7 P: 13                    | R: 0 H: 0<br>E: 0 LOB: 1<br>K: 1 BB: 1<br>S: 9 P: 16 | R: 0 H: 0<br>E: 0 LOB: 1<br>K: 0 BB: 1<br>S: 6 P: 16 | R: 0 H: 0<br>E: 0 LOB: 0<br>K: 2 BB: 0<br>S: 9 P: 13 | R: 0 H: 1<br>E: 0 LOB: 1<br>K: 0 BB: 0<br>S: 9 P: 13 | R: 0 H: 1<br>E: 0 LOB: 1<br>K: 1 BB: 0<br>S: 8 P: 11 | R: 0 H: 0<br>E: 0 LOB: 0<br>K: 2 BB: 0<br>S: 9 P: 13 | R: 1 H: 1<br>E: 0 LOB: 2<br>K: 3 BB: 2<br>S: 15 P: 28 | 1B: 3 SF: 0<br>2B: 0 SAC: 1<br>3B: 0 DP: 0<br>HR: 0 HBP: 0       | WP: 0 PA: 34<br>PB: 0<br>SB: 0<br>CS: 0 |
| <b>PITCHER</b><br>Ken Howell, R (1, 1)<br>ERA: 3.22<br>Roger McDowell, R (9, 1)<br>ERA: 2.45   | IP WLS BF H R ER SO BB IBB HBP BLK WP HR S P ERA WHIP<br>8.2 33 3 1 0 10 4 0 0 0 0 0 0 79 131 0.00 0.808<br>0.1 W 1 0 0 0 1 0 0 0 0 0 0 0 3 5 0.00 0.000 | <b>PITCHER</b><br>IP WLS BF H R ER SO BB IBB HBP BLK WP HR S P ERA WHIP |  |  |  |  |  |  |   |  |   |

New York Mets @ Philadelphia Phillies  
 Veterans Stadium, Philadelphia, PA  
 Mon Aug 07 1989, 7:05 PM EDT  
 Att: 35,350 - Unknown

livebaseballscorecards.com

**AB** 29  
**R** 1  
**H** 3  
**RBI** 0  
**BB** 4  
**SO** 11  
**LOB** 8



| Batter   | 1        | 2 | 3                | 4                          | 5 | 6                          | 7 | 8                   | 9          | AB R H RBI BB SO LOB           |
|--|----------|---|------------------|----------------------------|---|----------------------------|---|---------------------|------------|--------------------------------|
| Lenny Dykstra, L (1, 8)<br>OBP: 0.346, SLG: 0.395  | 3-2 F7   |   | 2-3 K            |                            |   | X 0-0 G6-3                 |   | X 0-0 B1            |            | 4 0 0 0 0 1 1                  |
| Tom Herr, S (1, 4)<br>OBP: 0.347, SLG: 0.355   | 2-2 G4-3 |   |                  | 2-3 K                      |   | B X 1-0 CS 1B              |   | C B B B S C 2-3 K   |            | 4 0 1 0 0 2 1                  |
| Von Hayes, L (1, 9)<br>OBP: 0.391, SLG: 0.449  | 1-2 G3-1 |   |                  | B B C C C X 3-2 1B 1B      |   | B B C C F F F F X 2-2 S 1B |   | B F F B X 2-1 G4-3  |            | 4 0 2 0 0 0 1                  |
| Ricky Jordan, R (1, 3)<br>OBP: 0.308, SLG: 0.372   |          |   | 0-2 G4-3 G6-3 2B | B 1 SAFE 1-3 K             |   | F B B B C C B 4-2 BB       |   | B B B B X 3-1 E7 1B |            | 3 2 1 0 1 1 1                  |
| John Kruk, L (1, 7)<br>OBP: 0.372, SLG: 0.426  |          |   | 1-2 G4-3         | B 1 SAFE 3-1 1B            |   | C X 0-1 L7                 |   |                     | 4-0 1B IBB | 3 0 1 0 1 0 3                  |
| Charlie Hayes, R (1, 5)<br>OBP: 0.284, SLG: 0.388  |          |   | 0-2 G6-3         | S B B S X 1-2 1B           |   |                            |   |                     | 0-2 1B     | 4 0 1 2 0 1 2                  |
| Dickie Thon, R (1, 6)<br>OBP: 0.296, SLG: 0.390  |          |   | 2-3 K            | S B B S X 1-2 G6-3         |   |                            |   |                     | 1-2 3-H 1B | 3 0 0 0 0 2 0                  |
| Steve Lake, R (1, 2)<br>OBP: 0.307, SLG: 0.353   |          |   | 2-3 K            | C B S B T F L S X 1-2 G5-3 |   |                            |   |                     | 0-2 F9     | 3 0 0 0 0 1 0                  |
| Ken Howell, R (1, 1)<br>OBP: 0.167, SLG: 0.156<br>Roger McDowell, R (9, 1)<br>OBP: 0.333, SLG: 0.333 |          |   | 1-3 K            | C L B S 1-3 F8             |   |                            |   |                     | 0-2 2B     | 3 0 1 0 0 1 0<br>0 0 0 0 0 0 0 |

BOTTOM

New York Mets @ Philadelphia Phillies  
Veterans Stadium, Philadelphia, PA  
Mon Aug 07 1989, 7:05 PM EDT  
Att. 35,350 - Unknown

livebaseballscorecards.com

|     |    |
|-----|----|
| AB  | 31 |
| R   | 2  |
| H   | 7  |
| RBI | 2  |
| BB  | 2  |
| SO  | 9  |
| LOB | 9  |



| Inning Stats                          |     | R: 0  | H: 0   | R: 1  | H: 1   | R: 0  | H: 0   | R: 0  | H: 2   | R: 0 | H: 0   | R: 0  | H: 2   | R: 0 | H: 0   | R: 0  | H: 1   | R: 1 | H: 1   | 1B: 5 | SF: 0  | WP: 0 | PA: 33 |      |
|---------------------------------------|-----|-------|--------|-------|--------|-------|--------|-------|--------|------|--------|-------|--------|------|--------|-------|--------|------|--------|-------|--------|-------|--------|------|
|                                       |     | E: 0  | LOB: 0 | E: 0  | LOB: 0 | E: 0  | LOB: 0 | E: 0  | LOB: 2 | E: 0 | LOB: 0 | E: 0  | LOB: 2 | E: 0 | LOB: 0 | E: 1  | LOB: 1 | E: 1 | LOB: 2 | 2B: 2 | SAC: 0 | PB: 0 |        |      |
|                                       |     | K: 0  | BB: 0  | K: 1  | BB: 0  | K: 3  | BB: 0  | K: 2  | BB: 0  | K: 0 | BB: 0  | K: 2  | BB: 1  | K: 1 | BB: 0  | K: 0  | BB: 1  | K: 0 | BB: 1  | 3B: 0 | DP: 0  | SB: 1 |        |      |
|                                       |     | S: 10 | P: 16  | S: 12 | P: 15  | S: 11 | P: 16  | S: 14 | P: 24  | S: 8 | P: 12  | S: 11 | P: 18  | S: 7 | P: 11  | S: 10 | P: 14  | S: 5 | P: 12  | HR: 0 | HBP: 0 | CS: 1 |        |      |
| PITCHER                               | IP  | WLS   | BF     | H     | R      | ER    | SO     | BB    | IBB    | HBP  | BLK    | WP    | HR     | S    | P      | ERA   | WHIP   |      |        |       |        |       | ERA    | WHIP |
| Frank Viola, L (1, 1)<br>ERA: 3.63    | 7.0 |       | 26     | 5     | 1      | 1     | 8      | 1     | 0      | 0    | 0      | 0     | 0      | 73   | 112    | 1.29  | 0.857  |      |        |       |        |       |        |      |
| Jeff Musselman, L (8, 1)<br>ERA: 7.41 | 1.0 | L     | 6      | 1     | 1      | 0     | 1      | 0     | 1      | 0    | 0      | 0     | 0      | 12   | 23     | 0.00  | 1.000  |      |        |       |        |       |        |      |
| Jeff Innis, R (9, 1)<br>ERA: 2.92     | 0.0 |       | 1      | 1     | 0      | 0     | 0      | 0     | 0      | 0    | 0      | 0     | 0      | 3    | 3      | ∞     | ∞      |      |        |       |        |       |        |      |

| Batter  | 1   | 2   | 3   | 4   | 5  | 6  | 7   | 8  | 9  | AB R H RBI BB SO LOB                                       | TOP                                     |                |   |
|---|---|---|---|---|--|--|---|--|--|--|---|----------------|---|
| <b>Keith Miller, R</b> (1, 4)<br>OBP: 0.254, SLG: 0.283<br><b>Dave Magadan, L</b> (7, PH)<br>OBP: 0.356, SLG: 0.399<br>(7, 3) | 0-1<br>   |   | 1-1<br>   |   | 2-0<br>  |  | 4-1<br>   |  | 1-0<br>  | 3 0 1 1 0 0 0<br>1 1 0 1 1 0 0                             |   |                |   |
| <b>Juan Samuel, R</b> (1, 8)<br>OBP: 0.318, SLG: 0.377  | 1-0<br>   |   | 1-3<br>   |   | 3-2<br>  |  | 2-2<br>   |  | 4-0<br>  | 3 0 0 1 1 1 1  |   |                |   |
| <b>Howard Johnson, S</b> (1, 5)<br>OBP: 0.377, SLG: 0.588<br><b>Gregg Jefferies, S</b> (7, 5)<br>OBP: 0.285, SLG: 0.336       | 1-3<br>   |   |   | 2-3<br>   |  | 0-1<br>  | 0-1<br>   |  | 1-0<br>  | 4 1 0 1 0 2 2<br>1 0 0 0 0 0 1                             |   |                |   |
| <b>Darryl Strawberry, L</b> (1, 9)<br>OBP: 0.325, SLG: 0.509  |   | 3-2<br>   |   | 1-1<br>   |  | 3-2<br>  | 2-1<br>   |  | 3-2<br>  | 5 2 2 3 0 0 1  |   |                |   |
| <b>Tim Teufel, R</b> (1, 3)<br>OBP: 0.369, SLG: 0.333<br>(7, 4)   |   | 0-1<br>   |   | 3-1<br>   |  | 3-1<br>  | 2-1<br>   |  |  | 4 0 2 1 0 0 0  |   |                |   |
| <b>Mark Carreon, R</b> (1, 7)<br>OBP: 0.347, SLG: 0.537   |   | 1-1<br>   |   |   | 2-2<br>  |  | 0-0<br>   |  |  | 4 1 1 0 0 0 2  |   |                |   |
| <b>Barry Lyons, R</b> (1, 2)<br>OBP: 0.292, SLG: 0.360  |   | 0-0<br>   |   |   | 0-0<br>  |  | 0-0<br>   |  |  | 4 2 2 1 0 0 1  |   |                |   |
| <b>Kevin Elster, R</b> (1, 6)<br>OBP: 0.282, SLG: 0.355   |   | 2-3<br>   |   |   | 4-0<br>  |  | 2-3<br>   |  | 3-3<br>  | 3 1 0 0 1 3 3  |   |                |   |
| <b>David Cone, L</b> (1, 1)<br>OBP: 0.250, SLG: 0.260   |   |   | 0-0<br>   |   | 0-0<br>  |  | 0-0<br>   |  | 2-2<br>  | 2 1 0 0 0 0 0  |   |                |   |
| <b>Inning Stats</b>   | R: 0 H: 0<br>E: 0 LOB: 0<br>K: 1 BB: 0<br>S: 6 P: 8   | R: 1 H: 2<br>E: 0 LOB: 1<br>K: 1 BB: 0<br>S: 11 P: 17 | R: 0 H: 0<br>E: 0 LOB: 0<br>K: 1 BB: 0<br>S: 7 P: 9 | R: 0 H: 0<br>E: 0 LOB: 0<br>K: 1 BB: 0<br>S: 11 P: 17 | R: 2 H: 2<br>E: 0 LOB: 1<br>K: 0 BB: 1<br>S: 9 P: 20 | R: 0 H: 0<br>E: 0 LOB: 0<br>K: 0 BB: 0<br>S: 7 P: 13 | R: 6 H: 4<br>E: 0 LOB: 1<br>K: 1 BB: 1<br>S: 22 P: 38 | R: 0 H: 0<br>E: 0 LOB: 0<br>K: 1 BB: 0<br>S: 7 P: 12 | R: 0 H: 0<br>E: 0 LOB: 1<br>K: 0 BB: 1<br>S: 5 P: 14 | 1B: 3 SF: 0<br>2B: 3 SAC: 2<br>3B: 0 DP: 0<br>HR: 2 HBP: 1 | WP: 0 PA: 40<br>PB: 0<br>SB: 0<br>CS: 0 |                |   |
| <b>PITCHER</b>  | IP WLS BF H R ER SO BB IBB HBP BLK WP HR S P ERA WHIP |   |   |   |  |  |   |  |  |  |   | <b>PITCHER</b> | IP WLS BF H R ER SO BB IBB HBP BLK WP HR S P ERA WHIP |
| <b>Bruce Ruffin, L</b> (1, 1)<br>ERA: 5.27  | 5.0 L 20 4 3 3 4 1 0 0 0 0 0 1 44 71 5.40 1.000       |   |   |   |  |  |   |  |  |  |   |                |   |
| <b>Larry McWilliams, L</b> (6, 1)<br>ERA: 3.75  | 1.1 7 2 3 3 1 0 0 0 0 0 0 0 18 28 20.25 1.500         |   |   |   |  |  |   |  |  |  |   |                |   |
| <b>Todd Frohwirth, R</b> (7, 1)<br>ERA: 3.94  | 1.2 9 2 3 3 1 1 0 1 0 0 0 1 18 35 16.20 1.800         |   |   |   |  |  |   |  |  |  |   |                |   |
| <b>Terry Mulholland, L</b> (9, 1)<br>ERA: 4.4   | 1.0 4 0 0 0 0 1 0 0 0 0 0 0 5 14 0.00 1.000           |   |   |   |  |  |   |  |  |  |   |                |   |

**New York Mets @ Philadelphia Phillies**  
 Veterans Stadium, Philadelphia, PA  
 Tue Aug 08 1989, 7:05 PM EDT  
 Att: 35,196 - Unknown

[livebaseballscorecards.com](http://livebaseballscorecards.com)

|            |           |
|------------|-----------|
| <b>AB</b>  | <b>34</b> |
| <b>R</b>   | <b>9</b>  |
| <b>H</b>   | <b>8</b>  |
| <b>RBI</b> | <b>9</b>  |
| <b>BB</b>  | <b>3</b>  |
| <b>SO</b>  | <b>6</b>  |
| <b>LOB</b> | <b>11</b> |



| Batter  | 1                      | 2               | 3         | 4 | 5                   | 6                   | 7 | 8               | 9 | AB | R | H | RBI | BB | SO | LOB |
|---|------------------------|-----------------|-----------|---|---------------------|---------------------|---|-----------------|---|----|---|---|-----|----|----|-----|
| Lenny Dykstra, L (1, 8)<br>Terry Mulholland, R (9, 1)<br>OBP: 0.348, SLG: 0.399<br>OBP: 0.083, SLG: 0.125   | 1-2<br>E9<br>2-3<br>2B |                 | 0-2<br>P6 |   |                     | 0-1<br>1B           |   | 0-0<br>F9       |   | 4  | 0 | 2 | 0   | 0  | 0  | 0   |
| Tom Herr, S (1, 4)<br>Randy Ready, R (8, 4)<br>OBP: 0.344, SLG: 0.352<br>OBP: 0.376, SLG: 0.398   | 0-0<br>P4              |                 | 1-1<br>L9 |   |                     | 1-1<br>F7           |   | 0-1<br>G5-3     |   | 3  | 0 | 0 | 0   | 0  | 0  | 2   |
| Von Hayes, L (1, 9)<br>Bob Demier, R (8, 9)<br>OBP: 0.391, SLG: 0.448<br>OBP: 0.253, SLG: 0.245   | 0-1<br>P4              |                 |           |   | 2-3<br>K            | 1-0<br>G5-4-3<br>1B |   | 1-3<br>K        |   | 3  | 0 | 1 | 0   | 0  | 1  | 1   |
| John Kruk, L (1, 7)<br>OBP: 0.370, SLG: 0.423   | 0-1<br>G3-1            |                 |           |   | 1-2<br>FC1-6<br>1B  | 1-1<br>G5-4-3       |   | 2-2<br>G3-1     |   | 4  | 0 | 1 | 0   | 0  | 0  | 3   |
| Ricky Jordan, R (1, 3)<br>OBP: 0.305, SLG: 0.368  |                        | 2-1<br>E5<br>CS |           |   | 0-3<br>K            |                     |   | 2-2<br>P6       |   | 3  | 0 | 0 | 0   | 0  | 1  | 1   |
| Charlie Hayes, R (1, 5)<br>OBP: 0.278, SLG: 0.380   |                        | 2-3<br>K        |           |   | 2-2<br>FC1-6        |                     |   | 2-2<br>F8       |   | 3  | 0 | 0 | 0   | 0  | 1  | 2   |
| Darren Daulton, L (1, 2)<br>OBP: 0.307, SLG: 0.314  |                        | 0-0<br>2B       |           |   | 4-2<br>G4-6-3<br>BB |                     |   | 1-1<br>F7       |   | 2  | 0 | 1 | 0   | 1  | 0  | 0   |
| Steve Jeltz, S (1, 6)<br>OBP: 0.374, SLG: 0.330   |                        | 1-2<br>G1       |           |   | 2-2<br>F6           |                     |   | 2-2<br>L3<br>1B |   | 3  | 0 | 1 | 0   | 0  | 0  | 2   |
| Bruce Ruffin, S (1, 1)<br>Dwayne Murphy, L (5, PH)<br>Larry McWilliams, L (6, 1)<br>Todd Frohwrth, R (7, 1)<br>Curt Ford, L (8, PH)<br>OBP: 0.273, SLG: 0.305 |                        |                 | 0-3<br>K  |   | 1-1<br>G4-6-3       |                     |   | 3-2<br>L3       |   | 1  | 0 | 0 | 0   | 0  | 1  | 0   |

| Inning Stats | R: 0   | H: 1 | R: 0   | H: 1 | R: 0   | H: 0  | R: 0   | H: 0 | R: 0   | H: 2 | R: 0   | H: 0  | R: 0   | H: 1 | R: 0   | H: 0 | R: 0   | H: 0 | R: 0   | H: 0 | 1B: 4  | SF: 0 | WP: 0  | PA: 31 |  |
|--------------|--------|------|--------|------|--------|-------|--------|------|--------|------|--------|-------|--------|------|--------|------|--------|------|--------|------|--------|-------|--------|--------|--|
| E: 1         | LOB: 1 | E: 1 | LOB: 1 | E: 0 | LOB: 0 | E: 0  | LOB: 1 | E: 0 | LOB: 0 | E: 0 | LOB: 1 | E: 0  | LOB: 0 | E: 0 | LOB: 0 | E: 0 | LOB: 0 | E: 0 | LOB: 0 | E: 0 | LOB: 0 | 2B: 3 | SAC: 0 | PB: 0  |  |
| K: 0         | BB: 0  | K: 1 | BB: 0  | K: 1 | BB: 0  | K: 2  | BB: 0  | K: 0 | BB: 1  | K: 0 | BB: 0  | K: 0  | BB: 0  | K: 0 | BB: 0  | K: 1 | BB: 0  | K: 1 | BB: 0  | K: 0 | BB: 0  | 3B: 0 | DP: 3  | SB: 0  |  |
| S: 8         | P: 9   | S: 9 | P: 14  | S: 8 | P: 9   | S: 12 | P: 17  | S: 8 | P: 15  | S: 7 | P: 10  | S: 10 | P: 15  | S: 9 | P: 14  | S: 9 | P: 12  | S: 9 | P: 12  | S: 9 | P: 12  | HR: 0 | HBP: 0 | CS: 1  |  |

| PITCHER                          | IP  | WLS | BF | H | R | ER | SO | BB | IBB | HBP | BLK | WP | HR | S  | P   | ERA  | WHIP  | PITCHER | IP | WLS | BF | H | R | ER | SO | BB | IBB | HBP | BLK | WP | HR | S | P | ERA | WHIP |  |
|----------------------------------|-----|-----|----|---|---|----|----|----|-----|-----|-----|----|----|----|-----|------|-------|---------|----|-----|----|---|---|----|----|----|-----|-----|-----|----|----|---|---|-----|------|--|
| David Cone, R (1, 1)<br>ERA: 3.8 | 9.0 | W   | 31 | 6 | 0 | 0  | 5  | 1  | 0   | 0   | 0   | 0  | 0  | 80 | 115 | 0.00 | 0.778 |         |    |     |    |   |   |    |    |    |     |     |     |    |    |   |   |     |      |  |


**BOTTOM**

**New York Mets @ Philadelphia Phillies**  
Veterans Stadium, Philadelphia, PA

Tue Aug 08 1989, 7:05 PM EDT  
Att. 35,196 - Unknown

livebaseballscores.com

**AB 30**  
**R 0**  
**H 6**  
**RBI 0**  
**BB 1**  
**SO 5**  
**LOB 13**



| Batter  | 1   | 2                                | 3                            | 4                                | 5                            | 6                                | 7                            | 8                                | 9                             | AB R H RBI BB SO LOB             | TOP                          |                                  |                              |                                  |                               |                                  |                              |                                  |                                  |                                    |                                  |        |
|---|---|----------------------------------|------------------------------|----------------------------------|------------------------------|----------------------------------|------------------------------|----------------------------------|-------------------------------|----------------------------------|------------------------------|----------------------------------|------------------------------|----------------------------------|-------------------------------|----------------------------------|------------------------------|----------------------------------|----------------------------------|------------------------------------|----------------------------------|--------|
| Keith Miller, R<br>OBP: 0.250, SLG: 0.292 (1, 4)      | 3-2<br>F7   |                                  | 1-3<br>K                     |                                  | 0-1<br>G5-3                  | 1-0<br>G1-3                      |                              |                                  | 0-0<br>2B                     | 5 0 1 0 0 1 3                    |                              |                                  |                              |                                  |                               |                                  |                              |                                  |                                  |                                    |                                  |        |
| Juan Samuel, R<br>OBP: 0.319, SLG: 0.384 (1, 8)       | 1-0<br>HR   |                                  | 2-3<br>K                     |                                  | 1-0<br>E5<br>2B              |                                  |                              | 3-2<br>G1-3                      | 4-0<br>G6-4-3<br>BB           | 4 2 1 1 1 1 0                    |                              |                                  |                              |                                  |                               |                                  |                              |                                  |                                  |                                    |                                  |        |
| Tim Teufel, R<br>OBP: 0.370, SLG: 0.338 (1, 3)        | 0-1<br>G5-3   |                                  | 0-3<br>K                     |                                  | 1-2<br>HR<br>2B              |                                  |                              | 4-1<br>BB                        | 2-2<br>G6-4-3<br>1-2f         | 4 1 1 1 1 1 2                    |                              |                                  |                              |                                  |                               |                                  |                              |                                  |                                  |                                    |                                  |        |
| Darryl Strawberry, L<br>OBP: 0.327, SLG: 0.516 (1, 9) | 4-0<br>BLK<br>BB                                      |                                  |                              | 1-1<br>G3                        | 1-1<br>HR                    |                                  |                              | 0-0<br>F7-6-4-3                  |                               | 3 1 1 2 1 0 1                    |                              |                                  |                              |                                  |                               |                                  |                              |                                  |                                  |                                    |                                  |        |
| Kevin McReynolds, R<br>OBP: 0.335, SLG: 0.434 (1, 7)  | 3-2<br>P4<br>1-2                                      |                                  |                              | 0-2<br>P6                        | 1-1<br>F8                    |                                  |                              | 1-1<br>F8                        |                               | 4 0 0 0 0 0 1                    |                              |                                  |                              |                                  |                               |                                  |                              |                                  |                                  |                                    |                                  |        |
| Gregg Jefferies, S<br>OBP: 0.261, SLG: 0.332 (1, 5)   |   | 2-1<br>F7                        |                              | 1-1<br>G5-3                      |                              | 0-1<br>G4-3                      |                              | 0-1<br>L9                        |                               | 4 0 0 0 0 0 0                    |                              |                                  |                              |                                  |                               |                                  |                              |                                  |                                  |                                    |                                  |        |
| Gary Carter, R<br>OBP: 0.222, SLG: 0.222 (1, 2)       |   |                                  | 1-1<br>FC1-6<br>1B           |                                  | 0-0<br>1B<br>2B              | 2-0<br>1B<br>1B                  |                              | 1-1<br>WP<br>2B                  |                               | 4 1 4 0 0 0 0                    |                              |                                  |                              |                                  |                               |                                  |                              |                                  |                                  |                                    |                                  |        |
| Kevin Elster, R<br>OBP: 0.285, SLG: 0.356 (1, 6)      |   |                                  | 0-1<br>FC1-6<br>1-2f         |                                  | 2-2<br>SH1-4<br>E<br>1B      | 0-1<br>1B<br>1B                  |                              | 3-3<br>K<br>2-3                  |                               | 4 1 2 1 0 1 2                    |                              |                                  |                              |                                  |                               |                                  |                              |                                  |                                  |                                    |                                  |        |
| Bob Ojeda, L<br>OBP: 0.163, SLG: 0.128 (1, 1)         |   |                                  | 0-3<br>K                     |                                  | 0-0<br>SH1-4<br>1-2          | 0-3<br>K                         |                              | 1-0<br>G6-3                      |                               | 3 0 0 0 0 2 3                    |                              |                                  |                              |                                  |                               |                                  |                              |                                  |                                  |                                    |                                  |        |
| <b>Inning Stats</b>                                   | R: 1<br>E: 0<br>K: 0<br>S: 14                         | H: 1<br>LOB: 1<br>BB: 1<br>P: 25 | R: 0<br>E: 0<br>K: 1<br>S: 9 | H: 1<br>LOB: 1<br>BB: 0<br>P: 12 | R: 0<br>E: 0<br>K: 3<br>S: 9 | H: 0<br>LOB: 0<br>BB: 0<br>P: 12 | R: 0<br>E: 0<br>K: 0<br>S: 8 | H: 0<br>LOB: 0<br>BB: 0<br>P: 10 | R: 5<br>E: 1<br>K: 0<br>S: 16 | H: 4<br>LOB: 0<br>BB: 0<br>P: 22 | R: 0<br>E: 0<br>K: 1<br>S: 9 | H: 2<br>LOB: 2<br>BB: 0<br>P: 12 | R: 0<br>E: 0<br>K: 0<br>S: 7 | H: 0<br>LOB: 0<br>BB: 1<br>P: 14 | R: 0<br>E: 0<br>K: 1<br>S: 11 | H: 1<br>LOB: 1<br>BB: 0<br>P: 16 | R: 0<br>E: 0<br>K: 0<br>S: 5 | H: 1<br>LOB: 1<br>BB: 1<br>P: 12 | 1B: 4<br>2B: 5<br>3B: 0<br>HR: 2 | SF: 0<br>SAC: 1<br>DP: 2<br>HBP: 0 | WP: 1<br>PB: 0<br>SB: 0<br>CS: 0 | PA: 39 |
| <b>PITCHER</b>  | IP WLS BF H R ER SO BB IBB HBP BLK WP HR S P ERA WHIP |                                  |                              |                                  |                              |                                  |                              |                                  |                               |                                  |                              |                                  |                              |                                  |                               |                                  |                              |                                  |                                  |                                    |                                  |        |
| Dennis Cook, L<br>ERA: 3.36 (1, 1)                    | 5.2 L 27 8 6 2 5 1 0 0 1 0 2 64 91 3.18 1.588         |                                  |                              |                                  |                              |                                  |                              |                                  |                               |                                  |                              |                                  |                              |                                  |                               |                                  |                              |                                  |                                  |                                    |                                  |        |
| Todd Frohwrth, R<br>ERA: 3.78 (6, 1)                  | 1.1 4 0 0 0 0 1 0 0 0 0 0 8 16 0.00 0.750             |                                  |                              |                                  |                              |                                  |                              |                                  |                               |                                  |                              |                                  |                              |                                  |                               |                                  |                              |                                  |                                  |                                    |                                  |        |
| Jeff Parrett, R<br>ERA: 2.54 (8, 1)                   | 1.0 4 1 0 0 1 0 0 0 0 1 0 11 16 0.00 1.000            |                                  |                              |                                  |                              |                                  |                              |                                  |                               |                                  |                              |                                  |                              |                                  |                               |                                  |                              |                                  |                                  |                                    |                                  |        |
| Roger McDowell, R<br>ERA: 2.42 (9, 1)                 | 1.0 4 1 0 0 0 1 0 0 0 0 0 5 12 0.00 2.000             |                                  |                              |                                  |                              |                                  |                              |                                  |                               |                                  |                              |                                  |                              |                                  |                               |                                  |                              |                                  |                                  |                                    |                                  |        |

**New York Mets @ Philadelphia Phillies**  
**Veterans Stadium, Philadelphia, PA**  
 Wed Aug 09 1989, 3:33 AM EDT  
 Att. 43,462 - Sunny - 75 F

[livebaseballscorecards.com](http://livebaseballscorecards.com)

|            |           |
|------------|-----------|
| <b>AB</b>  | <b>35</b> |
| <b>R</b>   | <b>6</b>  |
| <b>H</b>   | <b>10</b> |
| <b>RBI</b> | <b>5</b>  |
| <b>BB</b>  | <b>3</b>  |
| <b>SO</b>  | <b>6</b>  |
| <b>LOB</b> | <b>12</b> |





| Batter   | 1    | 2    | 3    | 4      | 5      | 6    | 7    | 8  | 9   | AB | R | H | RBI | BB | SO | LOB |
|--|------|------|------|--------|--------|------|------|----|-----|----|---|---|-----|----|----|-----|
| Bob Demier, R<br>OBP: 0.251, SLG: 0.243 (1, 8)     | G5-3 |      | 1B   |        | L3     |      | G6-3 |    | FC4 | 5  | 0 | 1 | 0   | 0  | 0  | 3   |
| Tom Herr, S<br>OBP: 0.346, SLG: 0.352 (1, 4)       | K    |      | 1B   |        | FC6-4  |      |      | F7 |     | 3  | 0 | 1 | 0   | 1  | 1  | 0   |
| Von Hayes, L<br>OBP: 0.367, SLG: 0.443 (1, 9)      | F7   |      | F8   |        | P5     |      |      | G3 |     | 4  | 0 | 0 | 0   | 0  | 0  | 3   |
| Roger McDowell, R<br>OBP: 0.333, SLG: 0.333 (9, 1) |      |      |      |        |        |      |      |    |     | 0  | 0 | 0 | 0   | 0  | 0  | 0   |
| Ricky Jordan, R<br>OBP: 0.305, SLG: 0.367 (1, 3)   |      | G6-3 |      | 1B     | FC6-4  |      |      | F9 |     | 4  | 0 | 1 | 0   | 0  | 0  | 1   |
| Randy Ready, R<br>OBP: 0.373, SLG: 0.395 (1, 7)    |      | G6-3 |      | E5     |        | G4-3 |      |    | 2B  | 4  | 0 | 1 | 0   | 0  | 0  | 1   |
| Charlie Hayes, R<br>OBP: 0.290, SLG: 0.397 (1, 5)  |      |      | 1B   |        | G1-2-3 |      | F9   |    | 1-3 | 4  | 0 | 3 | 0   | 0  | 0  | 0   |
| Dickie Thon, R<br>OBP: 0.292, SLG: 0.384 (1, 6)    |      | P6   |      | G1-2-3 |        | F8   |      |    | P3  | 4  | 0 | 0 | 0   | 0  | 0  | 6   |
| Steve Lake, R<br>OBP: 0.305, SLG: 0.345 (1, 2)     |      |      | G6-3 |        | IBB    |      | G6-3 |    | P6  | 3  | 0 | 0 | 0   | 1  | 0  | 2   |
| Dennis Cook, L<br>OBP: 0.233, SLG: 0.300 (1, 1)    |      |      | P1   |        | F8     |      |      |    | FC4 | 2  | 0 | 0 | 0   | 0  | 0  | 3   |
| Todd Frohwrth, R (6, 1)                            |      |      |      |        |        |      |      |    | BB  | 0  | 0 | 0 | 0   | 0  | 0  | 0   |
| Steve Jeltz, S (7, PH)                             |      |      |      |        |        |      |      |    |     | 1  | 0 | 0 | 0   | 0  | 0  | 0   |
| Jeff Parrett, R (8, 1)                             |      |      |      |        |        |      |      |    |     | 0  | 0 | 0 | 0   | 0  | 0  | 0   |
| Curt Ford, L (9, 9)                                |      |      |      |        |        |      |      |    |     | 0  | 0 | 0 | 0   | 1  | 0  | 0   |

| Inning Stats | R: 0 | H: 0   | R: 0 | H: 1   | R: 0  | H: 2   | R: 0  | H: 2   | R: 0 | H: 0   | R: 0 | H: 0   | R: 0 | H: 0   | R: 0 | H: 2   | R: 0  | H: 0   |
|--------------|------|--------|------|--------|-------|--------|-------|--------|------|--------|------|--------|------|--------|------|--------|-------|--------|
|              | E: 0 | LOB: 0 | E: 0 | LOB: 1 | E: 0  | LOB: 2 | E: 1  | LOB: 3 | E: 0 | LOB: 1 | E: 0 | LOB: 0 | E: 0 | LOB: 0 | E: 0 | LOB: 3 | E: 0  | LOB: 0 |
|              | K: 1 | BB: 0  | K: 0 | BB: 0  | K: 0  | BB: 0  | K: 0  | BB: 1  | K: 0 | BB: 0  | K: 0 | BB: 0  | K: 0 | BB: 0  | K: 0 | BB: 1  | K: 0  | BB: 0  |
|              | S: 6 | P: 9   | S: 7 | P: 12  | S: 11 | P: 17  | S: 11 | P: 22  | S: 4 | P: 11  | S: 7 | P: 7   | S: 6 | P: 8   | S: 8 | P: 10  | S: 15 | P: 24  |

| PITCHER                          | IP  | WLS | BF | H | R | ER | SO | BB | IBB | HBP | BLK | WP | HR | S  | P   | ERA  | WHIP  |
|----------------------------------|-----|-----|----|---|---|----|----|----|-----|-----|-----|----|----|----|-----|------|-------|
| Bob Ojeda, L<br>ERA: 3.58 (1, 1) | 9.0 | W   | 37 | 7 | 0 | 0  | 1  | 2  | 1   | 0   | 0   | 0  | 0  | 75 | 120 | 0.00 | 1.000 |

**BOTTOM**

**New York Mets @ Philadelphia Phillies**  
Veterans Stadium, Philadelphia, PA

Wed Aug 09 1989, 3:33 AM EDT  
Att: 43,462 - Sunny - 75 F

|            |           |
|------------|-----------|
| <b>AB</b>  | <b>34</b> |
| <b>R</b>   | <b>0</b>  |
| <b>H</b>   | <b>7</b>  |
| <b>RBI</b> | <b>0</b>  |
| <b>BB</b>  | <b>3</b>  |
| <b>SO</b>  | <b>1</b>  |
| <b>LOB</b> | <b>19</b> |



|              |               |
|--------------|---------------|
| <b>WP: 0</b> | <b>PA: 37</b> |
| <b>PB: 0</b> |               |
| <b>SB: 0</b> |               |
| <b>CS: 0</b> |               |

livebaseballscorecards.com

| Batter   | 1   | 2                                | 3                            | 4                                | 5                            | 6                               | 7                             | 8                                | 9                             | AB R H RBI BB SO LOB             | TOP                           |                                  |  |                                 |                              |                                 |                               |                                  |                                  |                                    |                                  |        |
|--|---|----------------------------------|------------------------------|----------------------------------|------------------------------|---------------------------------|-------------------------------|----------------------------------|-------------------------------|----------------------------------|-------------------------------|----------------------------------|--|---------------------------------|------------------------------|---------------------------------|-------------------------------|----------------------------------|----------------------------------|------------------------------------|----------------------------------|--------|
| Vince Coleman, S (1, 7)<br>OBP: 0.336, SLG: 0.348    | 1-1<br>G1-3   |                                  | 0-0<br>G6-3                  |                                  | 1-2<br>FC3-6<br>BLK          |                                 | 0-0<br>F8                     |                                  | 0-2<br>L8                     | 5 0 0 0 0 0 2                    |                               |                                  |  |                                 |                              |                                 |                               |                                  |                                  |                                    |                                  |        |
| Ozzie Smith, S (1, 6)<br>OBP: 0.349, SLG: 0.366      | 1-1<br>L6   |                                  | 0-0<br>G6-3<br>2-H           |                                  | 2-2<br>F9                    |                                 | 0-0<br>G6-3                   |                                  |                               | 4 0 1 1 0 0 1                    |                               |                                  |  |                                 |                              |                                 |                               |                                  |                                  |                                    |                                  |        |
| Milt Thompson, L (1, 8)<br>OBP: 0.333, SLG: 0.380    | 2-1<br>G6-3   |                                  | 0-1<br>G6-3                  |                                  | 3-2<br>HBP                   |                                 | 2-2<br>G3                     |                                  |                               | 3 0 0 0 0 0 1                    |                               |                                  |  |                                 |                              |                                 |                               |                                  |                                  |                                    |                                  |        |
| Pedro Guerrero, R (1, 3)<br>OBP: 0.392, SLG: 0.468   |   | 0-0<br>L5                        |                              | 1-0<br>1B<br>1B                  |                              | 0-1<br>F9                       |                               | 1-2<br>1B                        |                               | 4 0 2 0 0 0 2                    |                               |                                  |  |                                 |                              |                                 |                               |                                  |                                  |                                    |                                  |        |
| Terry Pendleton, S (1, 5)<br>OBP: 0.296, SLG: 0.361  |   | 2-0<br>F8                        |                              | 0-1<br>1B                        |                              | 0-0<br>F8                       |                               | 1-0<br>L3                        |                               | 4 0 1 0 0 0 1                    |                               |                                  |  |                                 |                              |                                 |                               |                                  |                                  |                                    |                                  |        |
| José Oquendo, S (1, 4)<br>OBP: 0.360, SLG: 0.367     |   | 4-2<br>S<br>BB                   |                              | 0-1<br>F8                        |                              | 3-2<br>1B<br>1B                 |                               | 0-1<br>F9                        |                               | 3 0 1 0 1 0 3                    |                               |                                  |  |                                 |                              |                                 |                               |                                  |                                  |                                    |                                  |        |
| Tom Brunansky, R (1, 9)<br>OBP: 0.324, SLG: 0.420    |   | 2-3<br>K                         |                              | 1-3<br>K                         |                              | 0-0<br>1B                       |                               | 0-0<br>F8                        |                               | 4 0 1 0 0 2 4                    |                               |                                  |  |                                 |                              |                                 |                               |                                  |                                  |                                    |                                  |        |
| Ken Dayley, L (8, 1)                                 |   | 1-2<br>K                         |                              |                                  |                              | 1-2<br>1B                       |                               |                                  |                               | 0 0 0 0 0 0 0                    |                               |                                  |  |                                 |                              |                                 |                               |                                  |                                  |                                    |                                  |        |
| Dan Quisenberry, R (8, 1)<br>OBP: 0.250, SLG: 0.250  |   |                                  |                              |                                  |                              |                                 |                               |                                  |                               | 0 0 0 0 0 0 0                    |                               |                                  |  |                                 |                              |                                 |                               |                                  |                                  |                                    |                                  |        |
| Tony Peña, R (1, 2)<br>OBP: 0.313, SLG: 0.330        |   |                                  | 1-0<br>E4<br>SH1-4<br>2B     |                                  | 0-2<br>F9                    |                                 | 1-3<br>K                      |                                  | 0-2<br>G5-3                   | 2 1 0 0 0 0 2                    |                               |                                  |  |                                 |                              |                                 |                               |                                  |                                  |                                    |                                  |        |
| Denny Walling, L (6, PH)<br>OBP: 0.413, SLG: 0.436   |   |                                  |                              |                                  |                              |                                 |                               |                                  |                               | 1 0 0 0 0 1 2                    |                               |                                  |  |                                 |                              |                                 |                               |                                  |                                  |                                    |                                  |        |
| Tom Pagnozzi, R (6, 2)<br>OBP: 0.215, SLG: 0.181     |   |                                  |                              |                                  |                              |                                 |                               |                                  |                               | 1 0 0 0 0 0 0                    |                               |                                  |  |                                 |                              |                                 |                               |                                  |                                  |                                    |                                  |        |
| Jose DeLeon, R (1, 1)<br>OBP: 0.125, SLG: 0.093      |   |                                  | 0-1<br>SH1-4                 |                                  |                              | 0-0<br>FC3-6<br>1B              |                               | 1-1<br>G1-3                      |                               | 2 0 1 0 0 0 2                    |                               |                                  |  |                                 |                              |                                 |                               |                                  |                                  |                                    |                                  |        |
| John Morris, L (8, 9)<br>OBP: 0.280, SLG: 0.346      |   |                                  |                              |                                  |                              |                                 |                               |                                  | 3-2<br>P4                     | 1 0 0 0 0 0 0                    |                               |                                  |  |                                 |                              |                                 |                               |                                  |                                  |                                    |                                  |        |
| <b>Inning Stats</b>                                  | R: 0<br>E: 0<br>K: 0<br>S: 6  | H: 0<br>LOB: 0<br>BB: 0<br>P: 10 | R: 0<br>E: 0<br>K: 1<br>S: 8 | H: 0<br>LOB: 1<br>BB: 1<br>P: 16 | R: 1<br>E: 1<br>K: 0<br>S: 7 | H: 1<br>LOB: 1<br>BB: 0<br>P: 8 | R: 0<br>E: 0<br>K: 1<br>S: 11 | H: 2<br>LOB: 2<br>BB: 0<br>P: 13 | R: 0<br>E: 0<br>K: 0<br>S: 14 | H: 1<br>LOB: 2<br>BB: 0<br>P: 20 | R: 0<br>E: 0<br>K: 1<br>S: 13 | H: 2<br>LOB: 2<br>BB: 0<br>P: 18 | R: 0<br>E: 0<br>K: 0<br>S: 5   | H: 0<br>LOB: 0<br>BB: 0<br>P: 7 | R: 0<br>E: 0<br>K: 0<br>S: 7 | H: 1<br>LOB: 1<br>BB: 0<br>P: 9 | R: 0<br>E: 0<br>K: 0<br>S: 11 | H: 0<br>LOB: 0<br>BB: 0<br>P: 14 | 1B: 6<br>2B: 1<br>3B: 0<br>HR: 0 | SF: 0<br>SAC: 1<br>DP: 0<br>HBP: 1 | WP: 0<br>PB: 0<br>SB: 1<br>CS: 0 | PA: 37 |
| <b>PITCHER</b><br>Ron Darling, R (1, 1)<br>ERA: 3.67 | IP: 9.0<br>WLS: W<br>BF: 37<br>H: 7<br>R: 1<br>ER: 0<br>SO: 3<br>BB: 1<br>IBB: 0<br>HBP: 1<br>BLK: 1<br>WP: 0<br>HR: 0<br>S: 82<br>P: 115<br>ERA: 0.00<br>WHIP: 0.889 |                                  |                              |                                  |                              |                                 |                               |                                  |                               |                                  |                               | <b>PITCHER</b>                   | IP: WLS: BF: H: R: ER: SO: BB: IBB: HBP: BLK: WP: HR: S: P: ERA: WHIP: |                                 |                              |                                 |                               |                                  |                                  |                                    |                                  |        |

St. Louis Cardinals @ New York Mets  
Shea Stadium, Flushing, NY  
Thu Aug 10 1989, 7:05 PM EDT  
Cloudy

livebaseballscorecards.com

|     |    |
|-----|----|
| AB  | 34 |
| R   | 1  |
| H   | 7  |
| RBI | 1  |
| BB  | 1  |
| SO  | 3  |
| LOB | 20 |



**BOTTOM**

**St. Louis Cardinals @ New York Mets**  
 Shea Stadium, Flushing, NY  
 Thu Aug 10 1989, 7:05 PM EDT  
 Cloudy

[livebaseballscorecards.com](http://livebaseballscorecards.com)

|            |           |
|------------|-----------|
| <b>AB</b>  | <b>29</b> |
| <b>R</b>   | <b>5</b>  |
| <b>H</b>   | <b>7</b>  |
| <b>RBI</b> | <b>5</b>  |
| <b>BB</b>  | <b>4</b>  |
| <b>SO</b>  | <b>8</b>  |
| <b>LOB</b> | <b>15</b> |



|       |        |
|-------|--------|
| WP: 0 | PA: 35 |
| PB: 0 |        |
| SB: 1 |        |
| CS: 1 |        |

AB R H RBI BB SO LOB

|   |   |   |   |   |   |   |
|---|---|---|---|---|---|---|
| 4 | 0 | 1 | 2 | 0 | 1 | 1 |
| 3 | 0 | 1 | 0 | 0 | 2 | 1 |
| 3 | 1 | 1 | 0 | 1 | 0 | 4 |
| 4 | 0 | 0 | 0 | 0 | 2 | 6 |
| 3 | 2 | 1 | 1 | 1 | 0 | 0 |
| 3 | 1 | 1 | 0 | 0 | 1 | 0 |
| 0 | 0 | 0 | 1 | 0 | 0 | 0 |
| 3 | 0 | 0 | 0 | 0 | 0 | 1 |
| 1 | 0 | 1 | 1 | 0 | 0 | 0 |
| 2 | 1 | 0 | 0 | 2 | 1 | 1 |
| 3 | 0 | 1 | 0 | 0 | 1 | 1 |

|       |        |
|-------|--------|
| 1B: 4 | SF: 1  |
| 2B: 2 | SAC: 0 |
| 3B: 0 | DP: 0  |
| HR: 1 | HBP: 1 |

|    |    |   |   |      |       |
|----|----|---|---|------|-------|
| WP | HR | S | P | ERA  | WHIP  |
| 0  | 0  | 0 | 0 | 0.00 | 0.000 |
| 0  | 0  | 0 | 0 | 0.00 | 3.000 |

| Batter  | 1      | 2         | 3 | 4        | 5      | 6      | 7      | 8          | 9 |
|---|--------|-----------|---|----------|--------|--------|--------|------------|---|
| Keith Miller, R (1, 4)<br>OBP: 0.250, SLG: 0.304      | 2-3 K  | 1-0 2B    |   | 1-1 G5-3 |        |        | 0-0 P6 |            |   |
| Juan Samuel, R (1, 8)<br>OBP: 0.321, SLG: 0.383       | 1-3 K  | 2-0 HBP   |   |          | 0-0 1B |        | 2-3 K  |            |   |
| Howard Johnson, S (1, 5)<br>OBP: 0.378, SLG: 0.588    | 4-0 BB | 3-1 P6    |   |          | 3-1 P5 |        |        | 0-0 SF8 2B |   |
| Darryl Strawberry, L (1, 9)<br>OBP: 0.324, SLG: 0.510 | 3-3 K  | 2-1 F8    |   |          | 1-3 K  |        |        | 0-0 G4-3   |   |
| Kevin McReynolds, R (1, 7)<br>OBP: 0.336, SLG: 0.441  |        | 0-0 HR    |   | 0-2 P2   |        | 3-2 L7 |        | 4-1 1B BB  |   |
| Dave Magadan, L (1, 3)<br>OBP: 0.356, SLG: 0.398      |        | 2-2 1B BB |   | 1-0 F8   |        | 1-3 K  |        | 2-2 SF8    |   |
| Tim Teufel, R (8, PH)<br>OBP: 0.368, SLG: 0.338       |        | 1B        |   |          |        |        |        | 3-H        |   |
| Mackey Sasser, L (1, 2)<br>OBP: 0.292, SLG: 0.380     |        | 0-1 F9    |   | 2-0 F7   |        | 0-0 F8 |        | 2-2 1B     |   |
| Gary Carter, R (8, PH)<br>OBP: 0.229, SLG: 0.230      |        |           |   |          |        |        |        | 1-H        |   |
| Kevin Elster, R (1, 6)<br>OBP: 0.287, SLG: 0.354      |        | 4-2 1B BB |   | 1-3 K    |        |        | 4-0 BB | 2-2 L8     |   |
| Ron Darling, R (1, 1)<br>OBP: 0.170, SLG: 0.288       |        | 1-1 2B 1B |   | 2-3 K    |        |        | 0-0 B2 |            |   |

| Inning Stats | R: 0 | H: 0 | E: 0 | K: 3 | S: 10 | R: 3 | H: 4 | E: 0 | K: 0 | S: 18 | R: 0 | H: 0 | E: 0 | K: 0 | S: 5 | R: 0 | H: 1 | E: 0 | K: 1 | S: 6 | R: 0 | H: 0 | E: 0 | K: 1 | S: 9 | R: 0 | H: 0 | E: 0 | K: 1 | S: 5 | R: 2 | H: 2 | E: 0 | K: 0 | S: 16 |
|--------------|------|------|------|------|-------|------|------|------|------|-------|------|------|------|------|------|------|------|------|------|------|------|------|------|------|------|------|------|------|------|------|------|------|------|------|-------|
|--------------|------|------|------|------|-------|------|------|------|------|-------|------|------|------|------|------|------|------|------|------|------|------|------|------|------|------|------|------|------|------|------|------|------|------|------|-------|

| PITCHER                               | IP  | WLS | BF | H | R | ER | SO | BB | IBB | HBP | BLK | WP | HR | S  | P   | ERA  | WHIP  |
|---------------------------------------|-----|-----|----|---|---|----|----|----|-----|-----|-----|----|----|----|-----|------|-------|
| Jose DeLeon, R (1, 1)<br>ERA: 3.49    | 7.1 | L   | 32 | 6 | 5 | 5  | 8  | 4  | 0   | 1   | 0   | 0  | 1  | 67 | 117 | 6.14 | 1.364 |
| Ken Dayley, L (8, 1)<br>ERA: 2.47     | 0.1 |     | 1  | 0 | 0 | 0  | 0  | 0  | 0   | 0   | 0   | 0  | 0  | 5  | 7   | 0.00 | 0.000 |
| Dan Quisenberry, R (8, 1)<br>ERA: 2.5 | 0.1 |     | 2  | 1 | 0 | 0  | 0  | 0  | 0   | 0   | 0   | 0  | 0  | 8  | 12  | 0.00 | 3.000 |

| Batter  | 1   | 2                                | 3                             | 4                                | 5                            | 6                                  | 7                             | 8                                | 9                             | AB R H RBI BB SO LOB             | TOP                           |                                  |                               |                                  |                               |                                  |                                  |                                    |                                  |        |  |  |  |  |  |  |  |  |  |  |  |  |  |  |  |  |
|---|---|----------------------------------|-------------------------------|----------------------------------|------------------------------|------------------------------------|-------------------------------|----------------------------------|-------------------------------|----------------------------------|-------------------------------|----------------------------------|-------------------------------|----------------------------------|-------------------------------|----------------------------------|----------------------------------|------------------------------------|----------------------------------|--------|--|--|--|--|--|--|--|--|--|--|--|--|--|--|--|--|
| Vince Coleman, S (1, 7)<br>OBP: 0.335, SLG: 0.351   | 1-3<br>K  |                                  | 0-0<br>B2                     |                                  | 2-2<br>HR<br>3B              |                                    | 2-1<br>L5                     |                                  | 2-2<br>G1-4-3                 | 5 1 1 0 0 1 1                    |                               |                                  |                               |                                  |                               |                                  |                                  |                                    |                                  |        |  |  |  |  |  |  |  |  |  |  |  |  |  |  |  |  |
| Ozzie Smith, S (1, 6)<br>OBP: 0.345, SLG: 0.361     | 2-2<br>F8   |                                  | 1-1<br>L7                     |                                  | 1-2<br>G4-3                  |                                    | 1-2<br>G4-3                   |                                  | 1-3<br>K                      | 5 0 0 0 0 1 2                    |                               |                                  |                               |                                  |                               |                                  |                                  |                                    |                                  |        |  |  |  |  |  |  |  |  |  |  |  |  |  |  |  |  |
| Pedro Guerrero, R (1, 3)<br>OBP: 0.391, SLG: 0.473  | 3-3<br>K  |                                  |                               | 0-3<br>K                         | 0-1<br>HR                    |                                    | 2-3<br>K                      |                                  |                               | 4 1 1 2 0 3 0                    |                               |                                  |                               |                                  |                               |                                  |                                  |                                    |                                  |        |  |  |  |  |  |  |  |  |  |  |  |  |  |  |  |  |
| Tom Brunansky, R (1, 9)<br>OBP: 0.321, SLG: 0.415   |   | 2-3<br>K                         |                               | 1-3<br>K                         | 0-2<br>F9                    |                                    |                               | 0-2<br>G6-3                      |                               | 4 0 0 0 0 2 0                    |                               |                                  |                               |                                  |                               |                                  |                                  |                                    |                                  |        |  |  |  |  |  |  |  |  |  |  |  |  |  |  |  |  |
| Terry Pendleton, S (1, 5)<br>OBP: 0.298, SLG: 0.365 |   | 1-2<br>F7                        |                               | 1-1<br>1B<br>1B                  |                              | 0-2<br>G4-3                        |                               | 2-2<br>2B<br>2B                  |                               | 4 2 2 0 0 0 0                    |                               |                                  |                               |                                  |                               |                                  |                                  |                                    |                                  |        |  |  |  |  |  |  |  |  |  |  |  |  |  |  |  |  |
| José Oquendo, S (1, 4)<br>OBP: 0.361, SLG: 0.366    |   | 4-1<br>BB                        |                               | 1-0<br>1B<br>1-2<br>1B           |                              | 1-0<br>F8                          |                               | 3-1<br>F9                        |                               | 3 0 1 0 1 0 1                    |                               |                                  |                               |                                  |                               |                                  |                                  |                                    |                                  |        |  |  |  |  |  |  |  |  |  |  |  |  |  |  |  |  |
| Milt Thompson, L (1, 8)<br>OBP: 0.338, SLG: 0.385   |   | 2-2<br>L5                        |                               | 2-2<br>1B<br>1-3<br>2-H<br>1B    |                              | 4-2<br>1B<br>BB                    |                               | 3-2<br>2B<br>2-H<br>2B           |                               | 3 0 2 2 1 0 1                    |                               |                                  |                               |                                  |                               |                                  |                                  |                                    |                                  |        |  |  |  |  |  |  |  |  |  |  |  |  |  |  |  |  |
| Tony Peña, R (1, 2)<br>OBP: 0.312, SLG: 0.329       |   |                                  | 2-0<br>P2                     | 2-2<br>P5                        |                              | 1 SAFE<br>1-0<br>1B<br>FC6-4<br>1B |                               | 2-2<br>G6-3                      |                               | 4 0 1 0 0 0 3                    |                               |                                  |                               |                                  |                               |                                  |                                  |                                    |                                  |        |  |  |  |  |  |  |  |  |  |  |  |  |  |  |  |  |
| Ricky Horton, L (1, 1)<br>OBP: 0.250, SLG: 0.250    |   |                                  | 0-2<br>1B                     |                                  | 0-0<br>F7                    |                                    | 0-0<br>FC6-4                  |                                  | 0-3<br>K                      | 3 0 1 0 0 0 2                    |                               |                                  |                               |                                  |                               |                                  |                                  |                                    |                                  |        |  |  |  |  |  |  |  |  |  |  |  |  |  |  |  |  |
| John Costello, R (6, 1)                             |   |                                  |                               |                                  |                              |                                    |                               |                                  |                               | 0 0 0 0 0 0 0                    |                               |                                  |                               |                                  |                               |                                  |                                  |                                    |                                  |        |  |  |  |  |  |  |  |  |  |  |  |  |  |  |  |  |
| Frank DiPino, L (6, 1)                              |   |                                  |                               |                                  |                              |                                    |                               |                                  |                               | 0 0 0 0 0 0 0                    |                               |                                  |                               |                                  |                               |                                  |                                  |                                    |                                  |        |  |  |  |  |  |  |  |  |  |  |  |  |  |  |  |  |
| Dan Quisenberry, R (6, 1)                           |   |                                  |                               |                                  |                              |                                    |                               |                                  |                               | 0 0 0 0 0 0 0                    |                               |                                  |                               |                                  |                               |                                  |                                  |                                    |                                  |        |  |  |  |  |  |  |  |  |  |  |  |  |  |  |  |  |
| Jim Lindeman, R (9, PH)<br>OBP: 0.190, SLG: 0.158   |   |                                  |                               |                                  |                              |                                    |                               |                                  |                               | 1 0 0 0 0 1 0                    |                               |                                  |                               |                                  |                               |                                  |                                  |                                    |                                  |        |  |  |  |  |  |  |  |  |  |  |  |  |  |  |  |  |
| <b>Inning Stats</b>                                 | R: 0<br>E: 0<br>K: 2<br>S: 12                         | H: 0<br>LOB: 0<br>BB: 0<br>P: 18 | R: 0<br>E: 0<br>K: 1<br>S: 10 | H: 0<br>LOB: 1<br>BB: 1<br>P: 19 | R: 0<br>E: 0<br>K: 0<br>S: 8 | H: 1<br>LOB: 1<br>BB: 0<br>P: 11   | R: 1<br>E: 0<br>K: 2<br>S: 18 | H: 3<br>LOB: 2<br>BB: 0<br>P: 25 | R: 2<br>E: 0<br>K: 0<br>S: 13 | H: 2<br>LOB: 0<br>BB: 0<br>P: 16 | R: 0<br>E: 0<br>K: 1<br>S: 11 | H: 0<br>LOB: 0<br>BB: 0<br>P: 16 | R: 1<br>E: 0<br>K: 0<br>S: 21 | H: 2<br>LOB: 1<br>BB: 0<br>P: 31 | R: 0<br>E: 0<br>K: 2<br>S: 10 | H: 0<br>LOB: 0<br>BB: 0<br>P: 13 | 1B: 5<br>2B: 2<br>3B: 1<br>HR: 1 | SF: 0<br>SAC: 0<br>DP: 0<br>HBP: 0 | WP: 0<br>PB: 0<br>SB: 0<br>CS: 0 | PA: 38 |  |  |  |  |  |  |  |  |  |  |  |  |  |  |  |  |
| <b>PITCHER</b>                                      | IP WLS BF H R ER SO BB IBB HBP BLK WP HR S P ERA WHIP |                                  |                               |                                  |                              |                                    |                               |                                  |                               |                                  |                               |                                  |                               |                                  |                               |                                  |                                  |                                    |                                  |        |  |  |  |  |  |  |  |  |  |  |  |  |  |  |  |  |
| Sid Fernandez, L (1, 1)<br>ERA: 2.76                | 5.0   |                                  | 22                            | 6                                | 3                            | 3                                  | 5                             | 1                                | 0                             | 0                                | 0                             | 0                                | 1                             | 61                               | 89                            | 5.40                             | 1.400                            |                                    |                                  |        |  |  |  |  |  |  |  |  |  |  |  |  |  |  |  |  |
| Jeff Musselman, L (6, 1)<br>ERA: 7.0                | 1.0   | W                                | 5                             | 1                                | 0                            | 0                                  | 0                             | 1                                | 0                             | 0                                | 0                             | 0                                | 0                             | 9                                | 15                            | 0.00                             | 2.000                            |                                    |                                  |        |  |  |  |  |  |  |  |  |  |  |  |  |  |  |  |  |
| Don Aase, R (7, 1)<br>ERA: 3.47                     | 1.2   |                                  | 6                             | 1                                | 1                            | 1                                  | 1                             | 0                                | 0                             | 0                                | 0                             | 0                                | 0                             | 25                               | 35                            | 5.40                             | 0.600                            |                                    |                                  |        |  |  |  |  |  |  |  |  |  |  |  |  |  |  |  |  |
| Randy Myers, L (8, 1)<br>ERA: 1.75                  | 1.1   | S                                | 5                             | 1                                | 0                            | 0                                  | 2                             | 0                                | 0                             | 0                                | 0                             | 0                                | 0                             | 17                               | 25                            | 0.00                             | 0.750                            |                                    |                                  |        |  |  |  |  |  |  |  |  |  |  |  |  |  |  |  |  |

St. Louis Cardinals @ New York Mets  
 Shea Stadium, Flushing, NY  
 Thu Aug 10 1989, 7:05 PM EDT  
 Att: 48,712 - Unknown

livebaseballscorecards.com

|     |    |
|-----|----|
| AB  | 36 |
| R   | 4  |
| H   | 9  |
| RBI | 4  |
| BB  | 2  |
| SO  | 8  |
| LOB | 10 |





| Batter  | 1   | 2   | 3   | 4   | 5   | 6  | 7   | 8  | 9   | AB R H RBI BB SO LOB  | TOP                                     |         |   |
|---|---|---|---|---|---|--|---|--|---|---|---|---------|---|
| Vince Coleman, S (1, 7)<br>OBP: 0.336, SLG: 0.354   | 1-0<br>G6-3   |   | 0-2<br>1B S<br>1B                                     | 1-3<br>K  |   |  | 2-3<br>K  |  | 2-1<br>1B<br>2B                                       | 5 2 2 0 0 2 0   |   |         |   |
| Ozzie Smith, S (1, 6)<br>OBP: 0.348, SLG: 0.364   | 1-2<br>BB<br>1B                                       |   | 2-2<br>BB 1B<br>SF8 1B                                | 1-0<br>L9   |   |  | 0-0<br>G4-3   |  | 0-0<br>1B<br>1B                                       | 5 1 3 0 0 0 0   |   |         |   |
| Pedro Guerrero, R (1, 3)<br>OBP: 0.393, SLG: 0.473<br>Jim Lindeman, R (9, PR)<br>OBP: 0.190, SLG: 0.158 | 4-2<br>FC5-4<br>1-2<br>BB                             |   | 2-2<br>1B BB<br>1-2<br>1B<br>3-H                      |   |   | 1-2<br>F9  | 1-0<br>F7   |  | 0-1<br>1-3<br>1B<br>3-H                               | 4 0 2 2 1 0 0<br>0 0 0 0 0 0 0                              |   |         |   |
| Tom Brunansky, R (1, 9)<br>OBP: 0.320, SLG: 0.411   | 1-3<br>K  |   | 4-2<br>1B<br>1-2<br>2-3<br>BB                         |   |   | 0-3<br>K   |   | 0-1<br>P2  | 1-3<br>K  | 4 0 0 0 1 3 4   |   |         |   |
| Terry Pendleton, S (1, 5)<br>OBP: 0.297, SLG: 0.363   | 3-1<br>FC5-4<br>1-2f                                  |   | 1-3<br>K  |   |   | 1-2<br>G4-3  |   | 2-0<br>CS<br>1B                                      | 1-0<br>G4-3   | 5 0 1 0 0 1 7   |   |         |   |
| José Oquendo, S (1, 4)<br>OBP: 0.365, SLG: 0.371  |   | 0-0<br>1B   | 0-0<br>SF8  |   |   | 2-2<br>FC5-4<br>1B                                   |   | 2-2<br>1B<br>1-2<br>1B                               |   | 3 0 3 1 0 0 0   |   |         |   |
| Milt Thompson, L (1, 8)<br>OBP: 0.339, SLG: 0.387   |   | 3-2<br>P6   | 1-1<br>FC5-4<br>1-2<br>2-3<br>1B                      |   |   | 1-0<br>FC5-4<br>1-2f                                 |   | 0-0<br>1-2<br>1B                                     |   | 4 0 2 0 0 0 2   |   |         |   |
| Tony Peña, R (1, 2)<br>OBP: 0.309, SLG: 0.325   |   | 1-3<br>K  | 3-2<br>FC5-4<br>1-2f                                  |   |   | 0-3<br>K   |   | 0-0<br>P3  |   | 4 0 0 0 0 2 7   |   |         |   |
| Scott Terry, R (1, 1)<br>OBP: 0.174, SLG: 0.295<br>Ken Dayley, L (7, 1)                                 |   | 0-3<br>K  |   | 0-0<br>F8   |   | 2-0<br>P4  |   |  | 1-1<br>B1   | 3 0 0 0 0 1 2<br>1 0 0 0 0 0 0                              |   |         |   |
| Inning Stats  | R: 0 H: 1<br>E: 0 LOB: 2<br>K: 1 BB: 1<br>S: 13 P: 23 | R: 0 H: 1<br>E: 0 LOB: 1<br>K: 2 BB: 0<br>S: 11 P: 15 | R: 2 H: 4<br>E: 0 LOB: 3<br>K: 1 BB: 1<br>S: 21 P: 34 | R: 0 H: 0<br>E: 0 LOB: 0<br>K: 1 BB: 0<br>S: 5 P: 7 | R: 0 H: 0<br>E: 0 LOB: 0<br>K: 1 BB: 0<br>S: 11 P: 13 | R: 0 H: 1<br>E: 0 LOB: 1<br>K: 1 BB: 0<br>S: 8 P: 13 | R: 0 H: 0<br>E: 0 LOB: 0<br>K: 1 BB: 0<br>S: 6 P: 9 | R: 0 H: 3<br>E: 0 LOB: 2<br>K: 0 BB: 0<br>S: 9 P: 13 | R: 1 H: 3<br>E: 0 LOB: 2<br>K: 1 BB: 0<br>S: 12 P: 17 | 1B: 12 SF: 1<br>2B: 1 SAC: 0<br>3B: 0 DP: 0<br>HR: 0 HBP: 0 | WP: 0 PA: 41<br>PB: 0<br>SB: 1<br>CS: 1 |         |   |
| PITCHER   | IP WLS BF H R ER SO BB IBB HBP BLK WP HR S P ERA WHIP |   |   |   |   |  |   |  |   |   |   | PITCHER | IP WLS BF H R ER SO BB IBB HBP BLK WP HR S P ERA WHIP |
| Frank Viola, L (1, 1)<br>ERA: 3.62  | 6.0 L 27 7 2 2 7 2 0 0 0 0 0 0 69 105 3.00 1.500      |   |   |   |   |  |   |  |   |   |   |         |   |
| Jeff Musselman, L (7, 1)<br>ERA: 6.64   | 2.1 11 5 1 1 1 0 0 0 0 0 0 20 30 3.86 2.143           |   |   |   |   |  |   |  |   |   |   |         |   |
| Jeff Innis, R (9, 1)<br>ERA: 2.84   | 0.2 3 1 0 0 1 0 0 0 0 0 0 7 9 0.00 1.500              |   |   |   |   |  |   |  |   |   |   |         |   |

St. Louis Cardinals @ New York Mets  
 Shea Stadium, Flushing, NY  
 Fri Aug 11 1989, 7:05 PM EDT  
 Att: 24,882 - Unknown

livebaseballscorecards.com

AB 38  
 R 3  
 H 13  
 RBI 3  
 BB 2  
 SO 9  
 LOB 22



| Batter  | 1           | 2                    | 3              | 4 | 5 | 6                     | 7 | 8 | 9                     | AB R H RBI BB SO LOB   |
|---|-------------|----------------------|----------------|---|---|-----------------------|---|---|-----------------------|--|
| Keith Miller, R (1, 4)<br>OBP: 0.240, SLG: 0.292<br>Jeff Musselman, L (7, 1)<br>Jeff Innis, R (9, 1)<br>Mark Carreon, R (9, PH)<br>OBP: 0.342, SLG: 0.521 | 0-1<br>B5-3 |                      | 1-1<br>G5-3    |   |   | 1-0<br>G4-3           |   |   | 0-0<br>G5-4-3<br>1B   | 3 0 0 0 0 0 1<br>0 0 0 0 0 0 0<br>0 0 0 0 0 0 0<br>1 0 1 0 0 0 0 |
| Juan Samuel, R (1, 8)<br>OBP: 0.319, SLG: 0.379   | 1-1<br>L5   |                      | 0-0<br>G5-3    |   |   | 0-1<br>F7             |   |   | 2-2<br>G5-4-3<br>1-2f | 4 0 0 0 0 0 2  |
| Howard Johnson, S (1, 5)<br>OBP: 0.376, SLG: 0.583  | 3-1<br>G3   |                      |                |   |   |                       |   |   | 1-3<br>K              | 4 0 0 0 0 3 0  |
| Darryl Strawberry, L (1, 9)<br>OBP: 0.327, SLG: 0.512   |             | 0-0<br>F9-6 WP<br>1B |                |   |   | 4-2<br>G1-4-3<br>BB   |   |   | 3-3<br>K              | 2 0 1 0 1 1 0  |
| Kevin McReynolds, R (1, 7)<br>OBP: 0.338, SLG: 0.448  |             | 1-3<br>K             |                |   |   | 0-0<br>G1-4-3<br>1-2f |   |   | 1-2<br>FC6-4<br>1B    | 3 0 1 0 0 1 2  |
| Dave Magadan, L (1, 3)<br>OBP: 0.357, SLG: 0.397<br>Tim Teufel, R (7, PH)<br>OBP: 0.358, SLG: 0.327<br>(8, 3)   |             | 4-0<br>IBB           |                |   |   | 0-1<br>P9             |   |   | 2-1<br>FC6-4<br>1-2f  | 1 0 0 0 1 0 0<br>1 0 0 0 0 0 1                                   |
| Barry Lyons, R (1, 2)<br>OBP: 0.298, SLG: 0.376   |             | 1-1<br>F9-6<br>2-3   |                |   |   | 0-0<br>P4             |   |   | 0-0<br>G6-3           | 3 0 0 0 0 0 2  |
| Kevin Elster, R (1, 6)<br>OBP: 0.290, SLG: 0.354  |             |                      | 4-1<br>S<br>BB |   |   | 1-2<br>G4-3           |   |   | 1-2<br>G4-3           | 2 0 0 0 1 0 0  |
| Frank Viola, L (1, 1)<br>Gregg Jefferies, S (6, PH)<br>OBP: 0.282, SLG: 0.330<br>(7, 4)   |             |                      | 1-3<br>K       |   |   | 0-1<br>G4-3           |   |   | 1-0<br>G6-3           | 1 0 0 0 0 1 1<br>2 0 0 0 0 0 0                                   |

| Inning Stats | R: 0 | H: 0 | E: 0 | K: 0 | S: 6 | LOB: 0 | BB: 0 | P: 10 | R: 0 | H: 1 | E: 0 | K: 1 | S: 6 | LOB: 1 | BB: 1 | P: 12 | R: 0 | H: 0 | E: 0 | K: 1 | S: 7 | LOB: 1 | BB: 1 | P: 13 | R: 0 | H: 0 | E: 0 | K: 1 | S: 8 | LOB: 0 | BB: 1 | P: 13 | R: 0 | H: 0 | E: 0 | K: 0 | S: 6 | LOB: 0 | BB: 0 | P: 7 | R: 0 | H: 0 | E: 0 | K: 0 | S: 5 | LOB: 0 | BB: 0 | P: 6 | R: 0 | H: 1 | E: 0 | K: 2 | S: 12 | LOB: 1 | BB: 0 | P: 18 | R: 0 | H: 0 | E: 0 | K: 0 | S: 5 | LOB: 0 | BB: 0 | P: 7 | R: 0 | H: 1 | E: 0 | K: 1 | S: 8 | LOB: 0 | BB: 0 | P: 11 | 1B: 3 | SF: 0 | 2B: 1 | SAC: 0 | 3B: 0 | DP: 3 | HR: 0 | HBP: 0 | WP: 1 | PA: 30 |
|--------------|------|------|------|------|------|--------|-------|-------|------|------|------|------|------|--------|-------|-------|------|------|------|------|------|--------|-------|-------|------|------|------|------|------|--------|-------|-------|------|------|------|------|------|--------|-------|------|------|------|------|------|------|--------|-------|------|------|------|------|------|-------|--------|-------|-------|------|------|------|------|------|--------|-------|------|------|------|------|------|------|--------|-------|-------|-------|-------|-------|--------|-------|-------|-------|--------|-------|--------|
|--------------|------|------|------|------|------|--------|-------|-------|------|------|------|------|------|--------|-------|-------|------|------|------|------|------|--------|-------|-------|------|------|------|------|------|--------|-------|-------|------|------|------|------|------|--------|-------|------|------|------|------|------|------|--------|-------|------|------|------|------|------|-------|--------|-------|-------|------|------|------|------|------|--------|-------|------|------|------|------|------|------|--------|-------|-------|-------|-------|-------|--------|-------|-------|-------|--------|-------|--------|

| PITCHER                            | IP  | WLS | BF | H | R | ER | SO | BB | IBB | HBP | BLK | WP | HR | S  | P  | ERA  | WHIP  |
|------------------------------------|-----|-----|----|---|---|----|----|----|-----|-----|-----|----|----|----|----|------|-------|
| Scott Terry, R (1, 1)<br>ERA: 3.57 | 6.0 | W   | 20 | 1 | 0 | 0  | 3  | 2  | 1   | 0   | 0   | 1  | 0  | 38 | 61 | 0.00 | 0.500 |
| Ken Dayley, L (7, 1)<br>ERA: 2.34  | 3.0 | S   | 10 | 2 | 0 | 0  | 3  | 0  | 0   | 0   | 0   | 0  | 0  | 25 | 36 | 0.00 | 0.667 |


**BOTTOM**

**St. Louis Cardinals @ New York Mets**  
Shea Stadium, Flushing, NY

Fri Aug 11 1989, 7:05 PM EDT  
Att. 24,882 - Unknown

livebaseballscorecards.com

|     |    |
|-----|----|
| AB  | 27 |
| R   | 0  |
| H   | 3  |
| RBI | 0  |
| BB  | 3  |
| SO  | 6  |
| LOB | 9  |







| Batter   | 1                 | 2          | 3        | 4               | 5            | 6      | 7                                  | 8      | 9 |
|--|-------------------|------------|----------|-----------------|--------------|--------|------------------------------------|--------|---|
| <b>Keith Miller, R</b> (1, 4)<br>OBP: 0.256, SLG: 0.297<br><b>Tim Teufel, R</b> (9, 4)<br>OBP: 0.358, SLG: 0.327 | 4-2 WP G4-3 1B BB | 0-3 K      |          |                 | 1-0 SH1-4    |        | 0-1 FC4-6 1B<br>1-3 1B             |        |   |
| <b>Juan Samuel, R</b> (1, 8)<br>OBP: 0.318, SLG: 0.378   | 0-1 G4-3 1-2      | 0-0 F9     |          |                 | 2-3 K        |        | 1-2 FC4-6 1B<br>3-H 1-2<br>0-1 2-3 |        |   |
| <b>Keith Hernandez, L</b> (1, 3)<br>OBP: 0.351, SLG: 0.380   | 3-2 1B 2-H 1B     |            | 0-1 P8   |                 | 3-3 K        |        | 0-1 FC4-6 FC6<br>1-2f 2-3          |        |   |
| <b>Darryl Strawberry, L</b> (1, 9)<br>OBP: 0.328, SLG: 0.509   | 1-2 FC6-4 1-3 1B  |            | 0-1 L9   |                 | 0-1 G5-3     |        | 0-0 FC6<br>1-2f                    |        |   |
| <b>Mark Carreon, R</b> (1, 7)<br>OBP: 0.338, SLG: 0.507  | 0-1 F9            |            | 0-0 G1-3 |                 | 0-0 1B       |        |                                    | 0-0 P2 |   |
| <b>Dave Magadan, L</b> (1, 5)<br>OBP: 0.358, SLG: 0.396  | 1-2 FC6-4 1-2f    |            |          | 2-0 G5-4-3 1B   | 0-1 P7       |        | 4-2 L6-4 1B BB                     |        |   |
| <b>Gary Carter, R</b> (1, 2)<br>OBP: 0.237, SLG: 0.250   |                   | 1-0 1B 2B  |          | 2-2 G5-4-3 1-2f | 0-2 F9       |        | 1-1 1B                             |        |   |
| <b>Kevin Elster, R</b> (1, 6)<br>OBP: 0.287, SLG: 0.349  |                   | 1-3 K      |          | 1-0 P3          |              | 0-0 F7 | 1-2 L6-4 2-3                       |        |   |
| <b>David Cone, L</b> (1, 1)<br>OBP: 0.291, SLG: 0.302<br><b>Randy Myers, L</b> (8, 1)                            |                   | 0-2 1B 2-H |          |                 | 1-1 SH1-4 1B |        | 2-2 1B 1B                          |        |   |

| Inning Stats                      | R: 1<br>E: 0<br>K: 0<br>S: 17      | H: 2<br>LOB: 2<br>BB: 1<br>P: 26 | R: 1<br>E: 0<br>K: 2<br>S: 13 | H: 2<br>LOB: 1<br>BB: 0<br>P: 15 | R: 0<br>E: 0<br>K: 0<br>S: 5 | H: 0<br>LOB: 0<br>BB: 0<br>P: 5 | R: 0<br>E: 0<br>K: 0<br>S: 5 | H: 1<br>LOB: 0<br>BB: 0<br>P: 10 | R: 0<br>E: 0<br>K: 2<br>S: 12 | H: 1<br>LOB: 1<br>BB: 0<br>P: 19 | R: 0<br>E: 0<br>K: 0<br>S: 8 | H: 1<br>LOB: 1<br>BB: 0<br>P: 8 | R: 1<br>E: 0<br>K: 0<br>S: 13 | H: 3<br>LOB: 2<br>BB: 0<br>P: 16 | R: 0<br>E: 0<br>K: 0<br>S: 8 | H: 1<br>LOB: 1<br>BB: 1<br>P: 14 |
|-----------------------------------|------------------------------------|----------------------------------|-------------------------------|----------------------------------|------------------------------|---------------------------------|------------------------------|----------------------------------|-------------------------------|----------------------------------|------------------------------|---------------------------------|-------------------------------|----------------------------------|------------------------------|----------------------------------|
| 1B: 10<br>2B: 2<br>3B: 0<br>HR: 0 | SF: 0<br>SAC: 1<br>DP: 2<br>HBP: 0 | WP: 1<br>PB: 0<br>SB: 0<br>CS: 0 | PA: 35                        |                                  |                              |                                 |                              |                                  |                               |                                  |                              |                                 |                               |                                  |                              |                                  |

| PITCHER                                    | IP  | WLS | BF | H  | R | ER | SO | BB | IBB | HBP | BLK | WP | HR | S  | P  | ERA  | WHIP  |
|--|-----|-----|----|----|---|----|----|----|-----|-----|-----|----|----|----|----|------|-------|
| <b>Ted Power, R</b> (1, 1)<br>ERA: 3.96    | 6.1 | L   | 29 | 10 | 3 | 3  | 4  | 1  | 0   | 0   | 0   | 1  | 0  | 70 | 96 | 4.26 | 1.737 |
| <b>Frank DiPino, L</b> (7, 1)<br>ERA: 3.06 | 0.2 |     | 2  | 0  | 0 | 0  | 0  | 0  | 0   | 0   | 0   | 0  | 0  | 3  | 3  | 0.00 | 0.000 |
| <b>Todd Worrell, R</b> (8, 1)<br>ERA: 2.34 | 1.0 |     | 4  | 1  | 0 | 0  | 0  | 1  | 0   | 0   | 0   | 0  | 0  | 8  | 14 | 0.00 | 2.000 |

**BOTTOM**

**St. Louis Cardinals @ New York Mets**  
 Shea Stadium, Flushing, NY  
 Sat Aug 12 1989, 7:05 PM EDT  
 Att. 35,414 - Unknown

livebaseballscorecards.com

|            |           |
|------------|-----------|
| <b>AB</b>  | <b>32</b> |
| <b>R</b>   | <b>3</b>  |
| <b>H</b>   | <b>11</b> |
| <b>RBI</b> | <b>3</b>  |
| <b>BB</b>  | <b>2</b>  |
| <b>SO</b>  | <b>4</b>  |
| <b>LOB</b> | <b>19</b> |



St. Louis Cardinals @ New York Mets  
 Shea Stadium, Flushing, NY  
 Sun Aug 13 1989, 3:33 AM EDT  
 Att: 39,341 - Unknown

livebaseballscorecards.com

|     |    |
|-----|----|
| AB  | 33 |
| R   | 2  |
| H   | 8  |
| RBI | 2  |
| BB  | 3  |
| SO  | 4  |
| LOB | 18 |



|     |   |     |    |
|-----|---|-----|----|
| WP: | 0 | PA: | 36 |
| PB: | 0 |     |    |
| SB: | 2 |     |    |
| CS: | 1 |     |    |

| AB  | R | H    | RBI | BB | SO | LOB |
|-----|---|------|-----|----|----|-----|
| 4   | 2 | 1    | 0   | 0  | 0  | 2   |
| 4   | 0 | 2    | 0   | 0  | 0  | 2   |
| 4   | 0 | 2    | 2   | 0  | 0  | 1   |
| 4   | 0 | 1    | 0   | 0  | 1  | 4   |
| 3   | 0 | 2    | 0   | 1  | 0  | 1   |
| 4   | 0 | 0    | 0   | 0  | 2  | 6   |
| 4   | 0 | 0    | 0   | 0  | 1  | 1   |
| 3   | 0 | 0    | 0   | 0  | 0  | 1   |
| 0   | 0 | 0    | 0   | 0  | 0  | 0   |
| 0   | 0 | 0    | 0   | 0  | 0  | 0   |
| 1   | 0 | 0    | 0   | 0  | 0  | 0   |
| 1   | 0 | 0    | 0   | 1  | 0  | 0   |
| 1   | 0 | 0    | 0   | 1  | 0  | 0   |
| 1B: | 6 | SF:  | 0   |    |    |     |
| 2B: | 4 | SAC: | 0   |    |    |     |
| 3B: | 0 | DP:  | 2   |    |    |     |
| HR: | 0 | HBP: | 0   |    |    |     |

| Batter  | 1                            | 2                               | 3                            | 4                                | 5                            | 6                                | 7                             | 8                                | 9                            |                                 |                              |                                 |                              |                                 |                               |                                  |                              |                                  |  |  |  |  |  |  |  |  |  |  |  |
|---|------------------------------|---------------------------------|------------------------------|----------------------------------|------------------------------|----------------------------------|-------------------------------|----------------------------------|------------------------------|---------------------------------|------------------------------|---------------------------------|------------------------------|---------------------------------|-------------------------------|----------------------------------|------------------------------|----------------------------------|--|--|--|--|--|--|--|--|--|--|--|
| Vince Coleman, S (1, 7)<br>OBP: 0.334, SLG: 0.352   | 0-1<br>G4-3                  |                                 | 0-2<br>F8                    |                                  |                              | 1-0<br>1B                        |                               | 0-0<br>FC6-4                     |                              |                                 |                              |                                 |                              |                                 |                               |                                  |                              |                                  |  |  |  |  |  |  |  |  |  |  |  |
| Ozzie Smith, S (1, 6)<br>OBP: 0.348, SLG: 0.367     | 0-0<br>F8                    |                                 | 3-2<br>G5-3-5                |                                  |                              | 1-0<br>P6                        |                               | 1-0<br>BB                        |                              |                                 |                              |                                 |                              |                                 |                               |                                  |                              |                                  |  |  |  |  |  |  |  |  |  |  |  |
| Pedro Guerrero, R (1, 3)<br>OBP: 0.391, SLG: 0.469  | 1-0<br>F8                    |                                 |                              | 1-2<br>G1-3                      |                              | 1-0<br>FC6                       |                               | 0-0<br>BB                        |                              |                                 |                              |                                 |                              |                                 |                               |                                  |                              |                                  |  |  |  |  |  |  |  |  |  |  |  |
| Tom Brunansky, R (1, 9)<br>OBP: 0.318, SLG: 0.409   | 1-1<br>G6-3                  |                                 |                              | 3-2<br>CS                        |                              | 0-0<br>F9                        |                               | 0-3<br>K                         |                              |                                 |                              |                                 |                              |                                 |                               |                                  |                              |                                  |  |  |  |  |  |  |  |  |  |  |  |
| Terry Pendleton, S (1, 5)<br>OBP: 0.300, SLG: 0.365 |                              | 2-1<br>G3-1                     |                              | 1-0<br>SAFE                      |                              | 0-0<br>FC6                       |                               | 4-1<br>BB                        |                              |                                 |                              |                                 |                              |                                 |                               |                                  |                              |                                  |  |  |  |  |  |  |  |  |  |  |  |
| José Oquendo, S (1, 4)<br>OBP: 0.363, SLG: 0.370    |                              | 1-2<br>F9                       |                              | 3-3<br>SAFE                      |                              | 2-3<br>K                         |                               | 1-2<br>G4-3                      |                              |                                 |                              |                                 |                              |                                 |                               |                                  |                              |                                  |  |  |  |  |  |  |  |  |  |  |  |
| Milt Thompson, L (1, 8)<br>OBP: 0.337, SLG: 0.382   |                              | 0-1<br>G3-1                     |                              |                                  | 0-1<br>G3-1                  |                                  | 0-1<br>L9                     |                                  | 0-3<br>K                     |                                 |                              |                                 |                              |                                 |                               |                                  |                              |                                  |  |  |  |  |  |  |  |  |  |  |  |
| Tom Pagnozzi, R (1, 2)<br>OBP: 0.207, SLG: 0.173    |                              | 2-1<br>G4-3                     |                              |                                  | 0-0<br>P6                    |                                  | 0-0<br>F9                     |                                  | 0-0<br>F8                    |                                 |                              |                                 |                              |                                 |                               |                                  |                              |                                  |  |  |  |  |  |  |  |  |  |  |  |
| Frank DiPino, L (7, 1)<br>OBP: 0.111, SLG: 0.111    |                              |                                 |                              |                                  |                              |                                  |                               |                                  |                              |                                 |                              |                                 |                              |                                 |                               |                                  |                              |                                  |  |  |  |  |  |  |  |  |  |  |  |
| Todd Worrell, R (8, 1)                              |                              |                                 |                              |                                  |                              |                                  |                               |                                  |                              |                                 |                              |                                 |                              |                                 |                               |                                  |                              |                                  |  |  |  |  |  |  |  |  |  |  |  |
| Jim Lindeman, R (9, PH)<br>OBP: 0.182, SLG: 0.150   |                              |                                 |                              |                                  |                              |                                  |                               |                                  |                              |                                 |                              |                                 |                              |                                 |                               |                                  |                              |                                  |  |  |  |  |  |  |  |  |  |  |  |
| Ken Hill, R (1, 1)<br>OBP: 0.224, SLG: 0.213        |                              |                                 | 4-1<br>BB                    |                                  |                              | 1-0<br>L9                        |                               | 4-1<br>FC6-4                     |                              |                                 |                              |                                 |                              |                                 |                               |                                  |                              |                                  |  |  |  |  |  |  |  |  |  |  |  |
| Tony Peña, R (7, 2)<br>OBP: 0.307, SLG: 0.321       |                              |                                 |                              |                                  |                              |                                  |                               | 3-2<br>F9                        |                              |                                 |                              |                                 |                              |                                 |                               |                                  |                              |                                  |  |  |  |  |  |  |  |  |  |  |  |
| Inning Stats  | R: 0<br>E: 0<br>K: 0<br>S: 6 | H: 1<br>LOB: 1<br>BB: 0<br>P: 8 | R: 0<br>E: 0<br>K: 0<br>S: 9 | H: 1<br>LOB: 1<br>BB: 0<br>P: 14 | R: 0<br>E: 0<br>K: 0<br>S: 7 | H: 0<br>LOB: 0<br>BB: 1<br>P: 14 | R: 0<br>E: 0<br>K: 1<br>S: 14 | H: 2<br>LOB: 2<br>BB: 0<br>P: 22 | R: 0<br>E: 0<br>K: 0<br>S: 4 | H: 0<br>LOB: 0<br>BB: 0<br>P: 5 | R: 1<br>E: 0<br>K: 0<br>S: 5 | H: 2<br>LOB: 1<br>BB: 0<br>P: 8 | R: 0<br>E: 0<br>K: 1<br>S: 7 | H: 0<br>LOB: 0<br>BB: 0<br>P: 9 | R: 1<br>E: 0<br>K: 1<br>S: 11 | H: 2<br>LOB: 3<br>BB: 2<br>P: 21 | R: 0<br>E: 0<br>K: 1<br>S: 7 | H: 0<br>LOB: 0<br>BB: 0<br>P: 10 |  |  |  |  |  |  |  |  |  |  |  |
| PITCHER   | IP                           | WLS                             | BF                           | H                                | R                            | ER                               | SO                            | BB                               | IBB                          | HBP                             | BLK                          | WP                              | HR                           | S                               | P                             | ERA                              | WHIP                         |                                  |  |  |  |  |  |  |  |  |  |  |  |
| Bob Ojeda, L (1, 1)<br>ERA: 3.53                    | 7.1                          | W                               | 29                           | 7                                | 2                            | 2                                | 2                             | 2                                | 0                            | 0                               | 0                            | 0                               | 0                            | 55                              | 88                            | 2.46                             | 1.227                        |                                  |  |  |  |  |  |  |  |  |  |  |  |
| Don Aase, R (8, 1)<br>ERA: 3.45                     | 0.1                          |                                 | 3                            | 1                                | 0                            | 0                                | 1                             | 1                                | 0                            | 0                               | 0                            | 0                               | 0                            | 5                               | 9                             | 0.00                             | 6.000                        |                                  |  |  |  |  |  |  |  |  |  |  |  |
| Randy Myers, L (8, 1)<br>ERA: 1.86                  | 1.1                          | S                               | 4                            | 0                                | 0                            | 0                                | 1                             | 0                                | 0                            | 0                               | 0                            | 0                               | 0                            | 10                              | 14                            | 0.00                             | 0.000                        |                                  |  |  |  |  |  |  |  |  |  |  |  |

| Batter  | 1                            | 2                          | 3                       | 4           | 5              | 6               | 7           | 8          | 9 | AB | R | H | RBI | BB | SO | LOB |
|---|------------------------------|----------------------------|-------------------------|-------------|----------------|-----------------|-------------|------------|---|----|---|---|-----|----|----|-----|
| Juan Samuel, R<br>OBP: 0.318, SLG: 0.375 (1, 8)       | 4-0<br>FC1-4<br>BB           | 2-3<br>K                   |                         | 3-2<br>G5-3 |                | 3-3<br>K        |             |            |   | 3  | 0 | 0 | 0   | 1  | 2  | 4   |
| Tim Teufel, R<br>OBP: 0.356, SLG: 0.325 (1, 4)        | 0-1<br>FC1-4<br>G4-3<br>1-2f |                            | 2-1<br>G4-3<br>3B<br>1B |             | 3-2<br>F8      |                 | 1-3<br>K    |            |   | 4  | 1 | 1 | 0   | 0  | 1  | 1   |
| Keith Hernandez, L<br>OBP: 0.343, SLG: 0.370 (1, 3)   | 1-0<br>G4-3                  |                            | 2-0<br>G4-3             |             | 0-3<br>K       |                 | 3-1<br>F9   |            |   | 4  | 0 | 0 | 0   | 0  | 1  | 2   |
| Darryl Strawberry, L<br>OBP: 0.328, SLG: 0.513 (1, 9) | 4-0<br>BB                    |                            | 1-1<br>1B<br>3B         |             | 1-1<br>G5-3    |                 | 0-1<br>G3-1 |            |   | 3  | 1 | 1 | 1   | 1  | 0  | 0   |
| Kevin McReynolds, R<br>OBP: 0.337, SLG: 0.446 (1, 7)  | 1-1<br>F8                    |                            | 1-2<br>G5-3             |             | 1-1<br>G5-3    |                 | 2-1<br>1B   |            |   | 4  | 0 | 1 | 0   | 0  | 0  | 3   |
| Dave Magadan, L<br>OBP: 0.363, SLG: 0.399 (1, 5)      |                              | 4-1<br>FC6-4<br>BB         | 2-0<br>1B               |             | 2-2<br>1B<br>E |                 | 2-2<br>P5   |            |   | 3  | 1 | 2 | 1   | 1  | 0  | 1   |
| Barry Lyons, R<br>OBP: 0.291, SLG: 0.366 (1, 2)       |                              | 1-1<br>FC6-4<br>1-2f       | 0-3<br>K                |             | 0-3<br>K       |                 | 0-0<br>P6   |            |   | 4  | 0 | 0 | 0   | 0  | 2  | 4   |
| Kevin Elster, R<br>OBP: 0.289, SLG: 0.349 (1, 6)      |                              | 2-2<br>FC6-4<br>BB<br>1-2f |                         | 2-0<br>G6-3 |                | 1-0<br>E6<br>1B |             | 4-0<br>IBB |   | 3  | 0 | 1 | 0   | 1  | 0  | 1   |
| Bob Ojeda, L<br>OBP: 0.173, SLG: 0.122 (1, 1)         |                              | 4-2<br>BB                  |                         | 1-1<br>G6-3 |                | 1-1<br>E5       |             | 0-3<br>K   |   | 2  | 0 | 0 | 0   | 1  | 0  | 1   |
| Don Aase, R (8, 1)                                    |                              |                            |                         |             |                |                 |             |            |   | 0  | 0 | 0 | 0   | 0  | 0  | 0   |
| Randy Myers, L (8, 1)                                 |                              |                            |                         |             |                |                 |             |            |   | 1  | 0 | 0 | 0   | 0  | 1  | 2   |

| Inning Stats | R: 0 | H: 0 | E: 1 | K: 0 | S: 5 | LOB: 2 | BB: 2 | P: 15 | R: 0 | H: 0 | E: 0 | K: 1 | S: 13 | LOB: 2 | BB: 2 | P: 26 | R: 2 | H: 3 | E: 0 | K: 1 | S: 12 | LOB: 1 | BB: 0 | P: 20 | R: 0 | H: 0 | E: 0 | K: 1 | S: 6 | LOB: 0 | BB: 0 | P: 12 | R: 0 | H: 0 | E: 0 | K: 1 | S: 11 | LOB: 0 | BB: 0 | P: 15 | R: 1 | H: 2 | E: 2 | K: 2 | S: 19 | LOB: 2 | BB: 0 | P: 27 | R: 0 | H: 0 | E: 0 | K: 1 | S: 8 | LOB: 0 | BB: 0 | P: 12 | R: 0 | H: 1 | E: 0 | K: 1 | S: 12 | LOB: 2 | BB: 1 | P: 20 |
|--------------|------|------|------|------|------|--------|-------|-------|------|------|------|------|-------|--------|-------|-------|------|------|------|------|-------|--------|-------|-------|------|------|------|------|------|--------|-------|-------|------|------|------|------|-------|--------|-------|-------|------|------|------|------|-------|--------|-------|-------|------|------|------|------|------|--------|-------|-------|------|------|------|------|-------|--------|-------|-------|
|--------------|------|------|------|------|------|--------|-------|-------|------|------|------|------|-------|--------|-------|-------|------|------|------|------|-------|--------|-------|-------|------|------|------|------|------|--------|-------|-------|------|------|------|------|-------|--------|-------|-------|------|------|------|------|-------|--------|-------|-------|------|------|------|------|------|--------|-------|-------|------|------|------|------|-------|--------|-------|-------|


| PITCHER                            | IP  | WLS | BF | H | R | ER | SO | BB | IBB | HBP | BLK | WP | HR | S  | P   | ERA  | WHIP  |
|------------------------------------|-----|-----|----|---|---|----|----|----|-----|-----|-----|----|----|----|-----|------|-------|
| Ken Hill, R<br>ERA: 3.41 (1, 1)    | 6.0 | L   | 28 | 5 | 3 | 2  | 5  | 4  | 0   | 0   | 0   | 0  | 0  | 66 | 115 | 3.00 | 1.500 |
| Frank DiPino, L<br>ERA: 3.0 (7, 1) | 1.1 |     | 5  | 1 | 0 | 0  | 1  | 0  | 0   | 0   | 0   | 0  | 0  | 16 | 24  | 0.00 | 0.750 |
| Todd Worrell, R<br>ERA: 2.3 (8, 1) | 0.2 |     | 3  | 0 | 0 | 0  | 1  | 0  | 1   | 0   | 0   | 0  | 0  | 4  | 8   | 0.00 | 0.000 |

**BOTTOM**

**St. Louis Cardinals @ New York Mets**  
 Shea Stadium, Flushing, NY  
 Sun Aug 13 1989, 3:33 AM EDT  
 Att. 39,341 - Unknown

livebaseballscorecards.com

|     |    |
|-----|----|
| AB  | 31 |
| R   | 3  |
| H   | 6  |
| RBI | 2  |
| BB  | 5  |
| SO  | 7  |
| LOB | 19 |



|       |        |
|-------|--------|
| WP: 0 | PA: 36 |
| PB: 0 | SB: 1  |
| CS: 0 |        |

| Batter  | 1                             | 2                                | 3                             | 4                                | 5                             | 6                                | 7                            | 8                                | 9                             | AB R H RBI BB SO LOB             | TOP                          |                                 |                              |                                 |                              |                                 |                              |                                 |                                  |                                    |                                  |        |  |  |  |
|---|-------------------------------|----------------------------------|-------------------------------|----------------------------------|-------------------------------|----------------------------------|------------------------------|----------------------------------|-------------------------------|----------------------------------|------------------------------|---------------------------------|------------------------------|---------------------------------|------------------------------|---------------------------------|------------------------------|---------------------------------|----------------------------------|------------------------------------|----------------------------------|--------|--|--|--|
| <b>Bip Roberts, S</b> (1, 5)<br>OBP: 0.394, SLG: 0.427      | 1-1<br>L6                     |                                  | 1-0<br>2-H<br>1B              |                                  |                               | 0-3<br>K                         |                              | 0-0<br>B2                        |                               | 4 0 1 1 0 1 0                    |                              |                                 |                              |                                 |                              |                                 |                              |                                 |                                  |                                    |                                  |        |  |  |  |
| <b>Roberto Alomar, S</b> (1, 4)<br>OBP: 0.322, SLG: 0.323   | 0-3<br>K                      |                                  | 0-1<br>SAFE<br>L7             |                                  |                               | 0-2<br>F8                        |                              | 1-0<br>B1-3                      |                               | 4 0 0 0 0 1 1                    |                              |                                 |                              |                                 |                              |                                 |                              |                                 |                                  |                                    |                                  |        |  |  |  |
| <b>Tony Gwynn, L</b> (1, 8)<br>OBP: 0.396, SLG: 0.433       | 3-2<br>G4-3                   |                                  |                               |                                  |                               | 0-0<br>G3-1                      |                              | 1-1<br>F9                        |                               | 4 0 1 0 0 0 0                    |                              |                                 |                              |                                 |                              |                                 |                              |                                 |                                  |                                    |                                  |        |  |  |  |
| <b>Jack Clark, R</b> (1, 3)<br>OBP: 0.402, SLG: 0.406       |                               |                                  | 0-1<br>F8                     |                                  |                               | 0-2<br>P4                        |                              | 0-1<br>F8                        |                               | 4 0 0 0 0 0 1                    |                              |                                 |                              |                                 |                              |                                 |                              |                                 |                                  |                                    |                                  |        |  |  |  |
| <b>Shawn Abner, R</b> (9, 9)<br>OBP: 0.190, SLG: 0.257      |                               |                                  |                               |                                  |                               | 1 SAFE<br>P4                     |                              |                                  |                               | 0 0 0 0 0 0 0                    |                              |                                 |                              |                                 |                              |                                 |                              |                                 |                                  |                                    |                                  |        |  |  |  |
| <b>Chris James, R</b> (1, 9)<br>OBP: 0.281, SLG: 0.374      |                               |                                  | 1-3<br>K                      |                                  |                               | 1-1<br>P4                        |                              | 2-0<br>HR                        |                               | 3 1 1 1 0 1 1                    |                              |                                 |                              |                                 |                              |                                 |                              |                                 |                                  |                                    |                                  |        |  |  |  |
| <b>Marvell Wynne, L</b> (9, 7)<br>OBP: 0.280, SLG: 0.353    |                               |                                  |                               |                                  |                               |                                  |                              |                                  |                               | 0 0 0 0 0 0 0                    |                              |                                 |                              |                                 |                              |                                 |                              |                                 |                                  |                                    |                                  |        |  |  |  |
| <b>Carmelo Martinez, R</b> (1, 7)<br>OBP: 0.302, SLG: 0.356 |                               |                                  | 2-3<br>K                      |                                  |                               | 1 SAFE<br>CS                     |                              | 0-0<br>G6-4-3<br>1B              |                               | 3 0 1 0 0 2 0                    |                              |                                 |                              |                                 |                              |                                 |                              |                                 |                                  |                                    |                                  |        |  |  |  |
| <b>Benito Santiago, R</b> (1, 2)<br>OBP: 0.272, SLG: 0.341  |                               |                                  | 2-3<br>K                      |                                  |                               | 1-2<br>K                         |                              | 2-0<br>G6-4-3                    |                               | 3 0 0 0 0 1 1                    |                              |                                 |                              |                                 |                              |                                 |                              |                                 |                                  |                                    |                                  |        |  |  |  |
| <b>Garry Templeton, S</b> (1, 6)<br>OBP: 0.289, SLG: 0.356  |                               |                                  |                               |                                  |                               | 2-2<br>P4                        |                              | 2-0<br>G6-4-3                    |                               | 3 1 2 0 0 0 0                    |                              |                                 |                              |                                 |                              |                                 |                              |                                 |                                  |                                    |                                  |        |  |  |  |
| <b>Ed Whitson, R</b> (1, 1)<br>OBP: 0.180, SLG: 0.190       |                               |                                  | 0-1<br>SH1-4<br>1B            |                                  |                               | 1-2<br>2B                        |                              | 1-0<br>G4-3                      |                               | 3 1 2 0 0 0 0                    |                              |                                 |                              |                                 |                              |                                 |                              |                                 |                                  |                                    |                                  |        |  |  |  |
|   |                               |                                  | 0-0<br>SH1-4                  |                                  |                               | 0-3<br>K                         |                              | 1-0<br>F9                        |                               | 2 0 0 0 0 1 1                    |                              |                                 |                              |                                 |                              |                                 |                              |                                 |                                  |                                    |                                  |        |  |  |  |
| <b>Inning Stats</b>   | R: 0<br>E: 0<br>K: 1<br>S: 11 | H: 0<br>LOB: 0<br>BB: 0<br>P: 15 | R: 0<br>E: 0<br>K: 2<br>S: 14 | H: 0<br>LOB: 0<br>BB: 0<br>P: 17 | R: 1<br>E: 0<br>K: 1<br>S: 11 | H: 2<br>LOB: 1<br>BB: 0<br>P: 14 | R: 0<br>E: 0<br>K: 0<br>S: 9 | H: 1<br>LOB: 0<br>BB: 0<br>P: 13 | R: 0<br>E: 0<br>K: 2<br>S: 16 | H: 1<br>LOB: 1<br>BB: 0<br>P: 22 | R: 0<br>E: 0<br>K: 1<br>S: 8 | H: 0<br>LOB: 0<br>BB: 0<br>P: 8 | R: 1<br>E: 0<br>K: 0<br>S: 5 | H: 2<br>LOB: 0<br>BB: 0<br>P: 9 | R: 0<br>E: 0<br>K: 0<br>S: 3 | H: 0<br>LOB: 0<br>BB: 0<br>P: 5 | R: 0<br>E: 0<br>K: 0<br>S: 5 | H: 0<br>LOB: 0<br>BB: 0<br>P: 9 | 1B: 4<br>2B: 1<br>3B: 0<br>HR: 1 | SF: 0<br>SAC: 1<br>DP: 1<br>HBP: 0 | WP: 0<br>PB: 0<br>SB: 0<br>CS: 1 | PA: 32 |  |  |  |
| <b>PITCHER</b>  | IP                            | WLS                              | BF                            | H                                | R                             | ER                               | SO                           | BB                               | IBB                           | HBP                              | BLK                          | WP                              | HR                           | S                               | P                            | ERA                             | WHIP                         |                                 |                                  |                                    |                                  |        |  |  |  |
| <b>Sid Fernandez, L</b> (1, 1)<br>ERA: 2.75                 | 7.0                           |                                  | 25                            | 6                                | 2                             | 2                                | 7                            | 0                                | 0                             | 0                                | 0                            | 0                               | 1                            | 74                              | 98                           | 2.57                            | 0.857                        |                                 |                                  |                                    |                                  |        |  |  |  |
| <b>Jeff Musselman, L</b> (8, 1)<br>ERA: 6.04                | 2.0                           | W                                | 6                             | 0                                | 0                             | 0                                | 0                            | 0                                | 0                             | 0                                | 0                            | 0                               | 0                            | 8                               | 14                           | 0.00                            | 0.000                        |                                 |                                  |                                    |                                  |        |  |  |  |

**San Diego Padres @ New York Mets**  
 Shea Stadium, Flushing, NY  
 Tue Aug 15 1989, 7:05 PM EDT  
 Att: 32,885 - Unknown

[livebaseballscorecards.com](http://livebaseballscorecards.com)

|     |    |
|-----|----|
| AB  | 30 |
| R   | 2  |
| H   | 6  |
| RBI | 2  |
| BB  | 0  |
| SO  | 7  |
| LOB | 5  |



| Batter  | 1           | 2               | 3           | 4                 | 5                  | 6           | 7            | 8           | 9               | AB R H RBI BB SO LOB                            |
|---|-------------|-----------------|-------------|-------------------|--------------------|-------------|--------------|-------------|-----------------|---|
| Juan Samuel, R<br>OBP: 0.317, SLG: 0.374 (1, 8)   | 1-0<br>1B   |                 | 1-1<br>G3   |                   | 1-1<br>L5          |             |              | 2-3<br>K    |                 | 4 0 1 0 0 1 1                                   |
| Tim Teufel, R<br>OBP: 0.348, SLG: 0.318 (1, 4)<br>(8, 3)  | 0-3<br>K    |                 | 2-2<br>G5-3 |                   |                    | 0-1<br>G4-3 |              | 1-1<br>G2-3 |                 | 4 0 0 0 0 1 1                                   |
| Howard Johnson, S<br>OBP: 0.377, SLG: 0.593 (1, 5)  | 0-1<br>P3   |                 |             | 2-0<br>G4-3<br>2B |                    | 0-2<br>HR   |              | 0-0<br>F9   |                 | 4 1 2 1 0 0 1                                   |
| Darryl Strawberry, L<br>OBP: 0.324, SLG: 0.507 (1, 9)   | 2-2<br>G4-3 |                 |             | 0-1<br>G4-3       |                    | 0-0<br>F8   |              |             | 1-2<br>P4       | 4 0 0 0 0 0 2                                   |
| Kevin McReynolds, R<br>OBP: 0.339, SLG: 0.454 (1, 7)  |             | 2-2<br>G3<br>1B |             | 1-1<br>G1-3       |                    | 2-0<br>G4-3 |              |             | 1-0<br>HR       | 4 1 2 1 0 0 1                                   |
| Keith Hernandez, L<br>OBP: 0.337, SLG: 0.363 (1, 3)<br>Barry Lyons, R<br>OBP: 0.295, SLG: 0.370 (8, 2)                                |             | 1-1<br>G3       |             | 1-0<br>L1-3       |                    |             | 2-2<br>G6-3  |             | 0-1<br>2B<br>1B | 3 0 0 0 0 0 2<br>1 1 1 0 0 0 0                  |
| Mackey Sasser, L<br>OBP: 0.306, SLG: 0.393 (1, 2)<br>Keith Miller, R<br>OBP: 0.253, SLG: 0.293 (7, PR)<br>(8, 4)                      |             | 0-0<br>1B       |             |                   | 0-1<br>SH2-4<br>1B |             | 0-1<br>1B    |             | 1-3<br>K        | 3 0 3 0 0 0 0<br>1 0 0 0 0 1 1                  |
| Kevin Elster, R<br>OBP: 0.289, SLG: 0.351 (1, 6)  |             | 0-0<br>B1-3     |             |                   | 1-3<br>K           |             | 1 SAFE<br>P3 |             | 0-1<br>2B       | 4 0 1 1 0 1 3                                   |
| Sid Fernandez, L<br>OBP: 0.216, SLG: 0.224 (1, 1)<br>Dave Magadan, L<br>OBP: 0.362, SLG: 0.397 (7, PH)<br>Jeff Musselman, L<br>(8, 1) |             |                 | 0-0<br>F7   |                   | 1 SAFE<br>SH2-4    |             | 1-0<br>F7    |             |                 | 1 0 0 0 0 0 0<br>1 0 0 0 0 0 1<br>0 0 0 0 0 0 0 |

| Inning Stats                                 | R: 0 | H: 1 | E: 0 | K: 1 | S: 11 | R: 0 | H: 2 | E: 0 | K: 0 | S: 7 | R: 0 | H: 0 | E: 0 | K: 0 | S: 6 | R: 0 | H: 1 | E: 0    | K: 0 | S: 6 | R: 0 | H: 1 | E: 0 | K: 1 | S: 9 | R: 1 | H: 1 | E: 0 | K: 0 | S: 7 | R: 0 | H: 1 | E: 0 | K: 0 | S: 10 | R: 0 | H: 0 | E: 0 | K: 1 | S: 6 | R: 2 | H: 3 | E: 0 | K: 1 | S: 14 | 1B: 6 | SF: 0 | 2B: 2 | SAC: 1 | 3B: 0 | DP: 0 | HR: 2 | HBP: 0 | WP: 0 | PA: 35 |
|--|------|------|------|------|-------|------|------|------|------|------|------|------|------|------|------|------|------|---------|------|------|------|------|------|------|------|------|------|------|------|------|------|------|------|------|-------|------|------|------|------|------|------|------|------|------|-------|-------|-------|-------|--------|-------|-------|-------|--------|-------|--------|
| PITCHER<br>Ed Whitson, R<br>ERA: 2.72 (1, 1) | IP   | WLS  | BF   | H    | R     | ER   | SO   | BB   | IBB  | HBP  | BLK  | WP   | HR   | S    | P    | ERA  | WHIP |         |      |      |      |      |      |      |      |      |      |      |      |      |      |      |      |      |       |      |      |      |      |      |      |      |      |      |       |       |       |       |        |       |       |       |        |       |        |
|  |      |      |      |      |       |      |      |      |      |      |      |      |      |      |      |      |      | PITCHER | IP   | WLS  | BF   | H    | R    | ER   | SO   | BB   | IBB  | HBP  | BLK  | WP   | HR   | S    | P    | ERA  | WHIP  |      |      |      |      |      |      |      |      |      |       |       |       |       |        |       |       |       |        |       |        |

**BOTTOM**

**San Diego Padres @ New York Mets**  
Shea Stadium, Flushing, NY

Tue Aug 15 1989, 7:05 PM EDT  
Att. 32,885 - Unknown

livebaseballscorecards.com

|     |    |
|-----|----|
| AB  | 34 |
| R   | 3  |
| H   | 10 |
| RBI | 3  |
| BB  | 0  |
| SO  | 4  |
| LOB | 13 |



| Batter  | 1   | 2                                | 3                             | 4                                | 5                            | 6                                | 7                            | 8                               | 9                            | AB R H RBI BB SO LOB             | TOP                          |                                  |                               |                                  |                              |                                 |                                  |                                    |                                  |        |
|---|---|----------------------------------|-------------------------------|----------------------------------|------------------------------|----------------------------------|------------------------------|---------------------------------|------------------------------|----------------------------------|------------------------------|----------------------------------|-------------------------------|----------------------------------|------------------------------|---------------------------------|----------------------------------|------------------------------------|----------------------------------|--------|
| <b>Bip Roberts, S</b> (1, 7)<br>OBP: 0.391, SLG: 0.429      | 0-1<br>G4-3   |                                  | 1-2<br>G4-3                   |                                  | 0-0<br>F7                    |                                  |                              | 0-2<br>1B<br>2B                 |                              | 4 1 1 0 0 0 1                    |                              |                                  |                               |                                  |                              |                                 |                                  |                                    |                                  |        |
| <b>Roberto Alomar, S</b> (1, 4)<br>OBP: 0.326, SLG: 0.325   | 4-0<br>2B<br>L7-2<br>BB                               |                                  | 2-2<br>L6-3<br>1B             |                                  |                              | 2-1<br>B2-3                      |                              | 0-1<br>2B<br>2-H<br>1B          |                              | 3 0 2 1 1 0 0                    |                              |                                  |                               |                                  |                              |                                 |                                  |                                    |                                  |        |
| <b>Tony Gwynn, L</b> (1, 8)<br>OBP: 0.397, SLG: 0.438       | 1-0<br>1-3<br>2B                                      |                                  | 1-2<br>L6-3                   |                                  |                              | 1-1<br>F9                        |                              | 1-0<br>1-3<br>2B                |                              | 4 0 2 0 0 0 1                    |                              |                                  |                               |                                  |                              |                                 |                                  |                                    |                                  |        |
| <b>Jack Clark, R</b> (1, 3)<br>OBP: 0.398, SLG: 0.401       | 0-2<br>L7-2<br>3-H                                    |                                  |                               | 0-3<br>K                         |                              | 1-1<br>G5-3                      |                              | 0-0<br>P3                       |                              | 4 0 0 0 0 1 4                    |                              |                                  |                               |                                  |                              |                                 |                                  |                                    |                                  |        |
| <b>Chris James, R</b> (1, 9)<br>OBP: 0.278, SLG: 0.370      |   | 0-0<br>P4                        |                               | 0-2<br>P4                        |                              | 1-1<br>F7                        |                              | 2-0<br>P1                       |                              | 4 0 0 0 0 0 2                    |                              |                                  |                               |                                  |                              |                                 |                                  |                                    |                                  |        |
| <b>Dan Murphy, R</b> (8, 1)                                 |   |                                  |                               |                                  |                              |                                  |                              |                                 |                              | 0 0 0 0 0 0 0                    |                              |                                  |                               |                                  |                              |                                 |                                  |                                    |                                  |        |
| <b>Mike Pagliarulo, L</b> (1, 5)<br>OBP: 0.263, SLG: 0.283  |   | 0-2<br>P4                        |                               | 1-2<br>G4-3                      |                              | 2-3<br>K                         |                              | 2-1<br>F7                       |                              | 4 0 0 0 0 1 0                    |                              |                                  |                               |                                  |                              |                                 |                                  |                                    |                                  |        |
| <b>Benito Santiago, R</b> (1, 2)<br>OBP: 0.275, SLG: 0.343  |   | 1-1<br>1B<br>S<br>1B             |                               |                                  | 1-1<br>G6-3                  |                                  | 1-2<br>F7                    |                                 | 1-1<br>G6-4-3<br>1B          | 4 0 2 0 0 0 0                    |                              |                                  |                               |                                  |                              |                                 |                                  |                                    |                                  |        |
| <b>Garry Templeton, S</b> (1, 6)<br>OBP: 0.291, SLG: 0.360  |   | 1-1<br>1-3<br>1B                 |                               |                                  | 0-1<br>2B                    |                                  |                              | 0-1<br>G1-3                     | 0-1<br>G6-4-3                | 4 0 2 0 0 0 1                    |                              |                                  |                               |                                  |                              |                                 |                                  |                                    |                                  |        |
| <b>Dennis Rasmussen, L</b> (1, 1)<br>OBP: 0.200, SLG: 0.224 |   | 2-1<br>G4-3                      |                               |                                  | 1-0<br>L9                    |                                  |                              | 1-0<br>HR                       |                              | 1 0 0 0 0 0 2                    |                              |                                  |                               |                                  |                              |                                 |                                  |                                    |                                  |        |
| <b>Tim Flannery, L</b> (5, PH)<br>OBP: 0.305, SLG: 0.284    |   |                                  |                               |                                  |                              |                                  |                              |                                 |                              | 1 0 0 0 0 0 1                    |                              |                                  |                               |                                  |                              |                                 |                                  |                                    |                                  |        |
| <b>Don Schulze, R</b> (5, 1)                                |   |                                  |                               |                                  |                              |                                  |                              |                                 |                              | 0 0 0 0 0 0 0                    |                              |                                  |                               |                                  |                              |                                 |                                  |                                    |                                  |        |
| <b>Luis Salazar, R</b> (8, PH)<br>OBP: 0.302, SLG: 0.420    |   |                                  |                               |                                  |                              |                                  |                              |                                 |                              | 1 1 1 1 0 0 0                    |                              |                                  |                               |                                  |                              |                                 |                                  |                                    |                                  |        |
|   |   |                                  |                               |                                  |                              |                                  |                              |                                 |                              |                                  |                              |                                  |                               |                                  |                              |                                 |                                  |                                    |                                  |        |
| <b>Inning Stats</b>   | R: 0<br>E: 0<br>K: 0<br>S: 6                          | H: 1<br>LOB: 1<br>BB: 1<br>P: 11 | R: 0<br>E: 0<br>K: 0<br>S: 10 | H: 2<br>LOB: 2<br>BB: 0<br>P: 14 | R: 0<br>E: 0<br>K: 1<br>S: 9 | H: 0<br>LOB: 0<br>BB: 0<br>P: 10 | R: 0<br>E: 0<br>K: 0<br>S: 6 | H: 1<br>LOB: 1<br>BB: 0<br>P: 8 | R: 0<br>E: 0<br>K: 0<br>S: 6 | H: 0<br>LOB: 0<br>BB: 0<br>P: 10 | R: 0<br>E: 0<br>K: 1<br>S: 8 | H: 0<br>LOB: 0<br>BB: 0<br>P: 12 | R: 2<br>E: 0<br>K: 0<br>S: 11 | H: 4<br>LOB: 2<br>BB: 0<br>P: 15 | R: 0<br>E: 0<br>K: 0<br>S: 6 | H: 1<br>LOB: 0<br>BB: 0<br>P: 9 | 1B: 5<br>2B: 6<br>3B: 0<br>HR: 1 | SF: 0<br>SAC: 0<br>DP: 3<br>HBP: 0 | WP: 0<br>PB: 0<br>SB: 1<br>CS: 0 | PA: 35 |
| <b>PITCHER</b>  | IP WLS BF H R ER SO BB IBB HBP BLK WP HR S P ERA WHIP |                                  |                               |                                  |                              |                                  |                              |                                 |                              |                                  |                              |                                  |                               |                                  |                              |                                 |                                  |                                    |                                  |        |
| <b>Ron Darling, R</b> (1, 1)<br>ERA: 3.61                   | 7.1 W 30 9 2 2 2 1 0 0 0 0 0 1 65 91 2.46 1.364       |                                  |                               |                                  |                              |                                  |                              |                                 |                              |                                  |                              |                                  |                               |                                  |                              |                                 |                                  |                                    |                                  |        |
| <b>Don Aase, R</b> (8, 1)<br>ERA: 3.33                      | 1.2 S 5 1 0 0 0 0 0 0 0 0 0 0 8 13 0.00 0.600         |                                  |                               |                                  |                              |                                  |                              |                                 |                              |                                  |                              |                                  |                               |                                  |                              |                                 |                                  |                                    |                                  |        |

**San Diego Padres @ New York Mets**  
 Shea Stadium, Flushing, NY  
 Wed Aug 16 1989, 7:05 PM EDT  
 Att. 36,768 - Unknown - 85 F

[livebaseballscorecards.com](http://livebaseballscorecards.com)

|            |    |
|------------|----|
| <b>AB</b>  | 34 |
| <b>R</b>   | 2  |
| <b>H</b>   | 10 |
| <b>RBI</b> | 2  |
| <b>BB</b>  | 1  |
| <b>SO</b>  | 2  |
| <b>LOB</b> | 12 |



| Batter   | 1                       | 2           | 3                      | 4             | 5                   | 6             | 7         | 8         | 9 |
|--|-------------------------|-------------|------------------------|---------------|---------------------|---------------|-----------|-----------|---|
| <b>Keith Miller, R</b><br>OBP: 0.241, SLG: 0.278 (1, 4)      | 1-3<br>K                |             | 1-2<br>E3<br>2B        |               | 0-0<br>G5-3         |               | 0-2<br>L8 |           |   |
| <b>Juan Samuel, R</b><br>OBP: 0.319, SLG: 0.376 (1, 8)       | 4-2<br>E S<br>WP BB     |             | 0-2<br>1B<br>SF9<br>2B |               | 0-3<br>K            |               | 0-3<br>K  |           |   |
| <b>Howard Johnson, S</b><br>OBP: 0.380, SLG: 0.600 (1, 5)    | 4-2<br>S<br>1B BB       |             | 1-1<br>2-3<br>1B       |               | 0-0<br>HR           |               | 2-3<br>K  |           |   |
| <b>Darryl Strawberry, L</b><br>OBP: 0.328, SLG: 0.525 (1, 9) | 1-3<br>K                |             | 0-0<br>SF9             |               | 0-1<br>HR           |               | 3-2<br>HR |           |   |
| <b>Kevin McReynolds, R</b><br>OBP: 0.338, SLG: 0.452 (1, 7)  | 1-2<br>1-H<br>3-H<br>1B |             | 2-1<br>L7              |               | 3-3<br>K            |               | 2-0<br>F8 |           |   |
| <b>Dave Magadan, L</b><br>OBP: 0.364, SLG: 0.397 (1, 3)      | 1-0<br>L8               |             | 0-1<br>G4-3            |               | 3-2<br>G5-4-3<br>1B |               | 4-2<br>BB |           |   |
| <b>Gary Carter, R</b><br>OBP: 0.229, SLG: 0.241 (1, 2)       |                         | 2-2<br>G5-3 |                        | 1-1<br>L1-4-3 |                     | 3-0<br>G5-4-3 |           | 0-2<br>F9 |   |
| <b>Kevin Elster, R</b><br>OBP: 0.289, SLG: 0.353 (1, 6)      |                         | 0-0<br>F9   |                        | 3-2<br>F8     |                     | 3-2<br>2B     |           | 1-2<br>F7 |   |
| <b>Ron Darling, R</b><br>OBP: 0.161, SLG: 0.273 (1, 1)       |                         | 2-2<br>F9   |                        | 1-0<br>P2     |                     | 3-2<br>G6-3   |           |           |   |
| <b>Don Aase, R</b><br>(8, 1)                                 |                         |             |                        |               |                     |               |           |           |   |

| Inning Stats                     | R: 2<br>E: 0<br>K: 2<br>S: 18      | H: 1<br>LOB: 1<br>BB: 2<br>P: 30 | R: 0<br>E: 0<br>K: 0<br>S: 9 | H: 0<br>LOB: 0<br>BB: 0<br>P: 13 | R: 2<br>E: 1<br>K: 0<br>S: 14 | H: 2<br>LOB: 1<br>BB: 0<br>P: 18 | R: 0<br>E: 0<br>K: 0<br>S: 6 | H: 0<br>LOB: 0<br>BB: 0<br>P: 11 | R: 2<br>E: 0<br>K: 2<br>S: 11 | H: 2<br>LOB: 0<br>BB: 0<br>P: 14 | R: 0<br>E: 0<br>K: 0<br>S: 12 | H: 2<br>LOB: 1<br>BB: 0<br>P: 24 | R: 0<br>E: 0<br>K: 2<br>S: 11 | H: 0<br>LOB: 0<br>BB: 0<br>P: 13 | R: 1<br>E: 0<br>K: 0<br>S: 13 | H: 1<br>LOB: 1<br>BB: 1<br>P: 23 |
|----------------------------------|------------------------------------|----------------------------------|------------------------------|----------------------------------|-------------------------------|----------------------------------|------------------------------|----------------------------------|-------------------------------|----------------------------------|-------------------------------|----------------------------------|-------------------------------|----------------------------------|-------------------------------|----------------------------------|
| 1B: 3<br>2B: 2<br>3B: 0<br>HR: 3 | SF: 1<br>SAC: 0<br>DP: 1<br>HBP: 0 | WP: 1<br>PB: 0<br>SB: 2<br>CS: 0 | PA: 35                       |                                  |                               |                                  |                              |                                  |                               |                                  |                               |                                  |                               |                                  |                               |                                  |

| PITCHER  | IP  | WLS | BF | H | R | ER | SO | BB | IBB | HBP | BLK | WP | HR | S  | P  | ERA  | WHIP  |
|--|-----|-----|----|---|---|----|----|----|-----|-----|-----|----|----|----|----|------|-------|
| <b>Dennis Rasmussen, L</b><br>ERA: 4.25 (1, 1) | 4.0 | L   | 18 | 3 | 4 | 3  | 2  | 2  | 0   | 0   | 0   | 1  | 0  | 47 | 72 | 6.75 | 1.250 |
| <b>Don Schulze, R</b><br>ERA: 4.66 (5, 1)      | 3.0 |     | 12 | 4 | 2 | 2  | 4  | 0  | 0   | 0   | 0   | 0  | 2  | 34 | 51 | 6.00 | 1.333 |
| <b>Dan Murphy, R</b><br>ERA: 4.5 (8, 1)        | 1.0 |     | 5  | 1 | 1 | 1  | 0  | 1  | 0   | 0   | 0   | 0  | 1  | 13 | 23 | 9.00 | 2.000 |

**BOTTOM**

| AB | R | H | RBI | BB | SO | LOB |
|----|---|---|-----|----|----|-----|
| 4  | 1 | 0 | 0   | 0  | 1  | 0   |
| 3  | 2 | 1 | 1   | 1  | 2  | 0   |
| 3  | 2 | 2 | 1   | 1  | 1  | 0   |
| 3  | 2 | 2 | 3   | 0  | 1  | 2   |
| 4  | 0 | 1 | 1   | 0  | 1  | 1   |
| 3  | 0 | 1 | 0   | 1  | 0  | 2   |
| 4  | 0 | 0 | 0   | 0  | 0  | 2   |
| 4  | 0 | 1 | 0   | 0  | 0  | 1   |
| 3  | 0 | 0 | 0   | 0  | 0  | 1   |
| 0  | 0 | 0 | 0   | 0  | 0  | 0   |

|            |           |
|------------|-----------|
| <b>AB</b>  | <b>31</b> |
| <b>R</b>   | <b>7</b>  |
| <b>H</b>   | <b>8</b>  |
| <b>RBI</b> | <b>6</b>  |
| <b>BB</b>  | <b>3</b>  |
| <b>SO</b>  | <b>6</b>  |
| <b>LOB</b> | <b>9</b>  |



**San Diego Padres @ New York Mets**  
**Shea Stadium, Flushing, NY**  
 Wed Aug 16 1989, 7:05 PM EDT  
 Att: 36,768 - Unknown - 85 F

livebaseballscorecards.com

| Batter   | 1   | 2                                   | 3                            | 4                                | 5                             | 6                                | 7                             | 8                                | 9                              | AB R H RBI BB SO LOB             | TOP                          |                                  |                              |                                  |                              |                                 |                               |                                  |                                   |                                    |                                  |        |
|--|---|-------------------------------------|------------------------------|----------------------------------|-------------------------------|----------------------------------|-------------------------------|----------------------------------|--------------------------------|----------------------------------|------------------------------|----------------------------------|------------------------------|----------------------------------|------------------------------|---------------------------------|-------------------------------|----------------------------------|-----------------------------------|------------------------------------|----------------------------------|--------|
| <b>Roberto Alomar, S</b><br>OBP: 0.330, SLG: 0.330<br>(1, 4)   | 1-2<br>1B<br>1B                                       | 0-0<br>E<br>1B<br>1B                |                              | 0-2<br>6-3<br>F8<br>1B           |                               | 3-2<br>L9                        |                               |                                  | 2-2<br>FC4-6<br>1B<br>1B       | 5 2 4 0 0 0 0                    |                              |                                  |                              |                                  |                              |                                 |                               |                                  |                                   |                                    |                                  |        |
| <b>Garry Templeton, S</b><br>OBP: 0.295, SLG: 0.363<br>(1, 6)  | 1-1<br>1B<br>2B<br>1B                                 | 0-1<br>SAFE<br>SAFE<br>G1-6-3<br>1B |                              | 1-0<br>F8<br>1B                  |                               | 0-1<br>G4-3                      |                               |                                  | 0-0<br>FC4-6<br>1B             | 5 1 3 1 0 0 1                    |                              |                                  |                              |                                  |                              |                                 |                               |                                  |                                   |                                    |                                  |        |
| <b>Tony Gwynn, L</b><br>OBP: 0.395, SLG: 0.435<br>(1, 8)       | 0-0<br>2B<br>G6-3<br>1B                               | 1-1<br>G1-6-3                       |                              | 2-2<br>6-3<br>1B                 |                               | 1-1<br>G3-1                      |                               |                                  | 2-3<br>K                       | 5 1 1 1 0 1 5                    |                              |                                  |                              |                                  |                              |                                 |                               |                                  |                                   |                                    |                                  |        |
| <b>Chris James, R</b><br>OBP: 0.279, SLG: 0.373<br>(1, 9)      | 1-1<br>G6-3<br>1B<br>2B                               |                                     | 0-1<br>L9                    |                                  | 2-3<br>K                      |                                  | 0-1<br>1B                     |                                  | 0-0<br>FC4-6                   | 5 1 2 2 0 1 3                    |                              |                                  |                              |                                  |                              |                                 |                               |                                  |                                   |                                    |                                  |        |
| <b>Carmelo Martinez, R</b><br>OBP: 0.304, SLG: 0.354<br>(1, 3) | 0-0<br>G6-3   |                                     | 1-1<br>FC6-4<br>1B<br>1B     |                                  | 4-2<br>G5-6-3<br>BB           |                                  | 3-1<br>G6-3                   |                                  | 1-1<br>F7                      | 4 0 1 1 1 0 4                    |                              |                                  |                              |                                  |                              |                                 |                               |                                  |                                   |                                    |                                  |        |
| <b>Luis Salazar, R</b><br>OBP: 0.305, SLG: 0.421<br>(1, 7)     | 1-2<br>1B   |                                     | 2-2<br>FC6-4<br>1B           |                                  | 1-1<br>G5-6-3                 |                                  | 0-2<br>P3                     |                                  |                                | 4 0 2 1 0 0 1                    |                              |                                  |                              |                                  |                              |                                 |                               |                                  |                                   |                                    |                                  |        |
| <b>Mike Pagliarulo, L</b><br>OBP: 0.260, SLG: 0.279<br>(1, 5)  | 2-2<br>F9   |                                     | 1-0<br>FC6-4<br>BB           |                                  | 3-1<br>L9                     |                                  | 1-1<br>F7                     |                                  |                                | 4 0 0 0 0 0 3                    |                              |                                  |                              |                                  |                              |                                 |                               |                                  |                                   |                                    |                                  |        |
| <b>Mark Parent, R</b><br>OBP: 0.219, SLG: 0.339<br>(1, 2)      | 1-1<br>L6   |                                     | 4-2<br>BB                    |                                  | 0-0<br>G6-3                   |                                  | 1-0<br>6-3                    |                                  |                                | 3 0 0 0 1 0 1                    |                              |                                  |                              |                                  |                              |                                 |                               |                                  |                                   |                                    |                                  |        |
| <b>Bruce Hurst, L</b><br>OBP: 0.169, SLG: 0.053<br>(1, 1)      |   | 4-2<br>1B<br>1B<br>BB               | 0-3<br>K                     |                                  | 2-3<br>K                      |                                  |                               |                                  | 4-2<br>1B<br>1B<br>FC4-6<br>BB | 2 1 0 0 2 2 3                    |                              |                                  |                              |                                  |                              |                                 |                               |                                  |                                   |                                    |                                  |        |
| <b>Inning Stats</b>  | R: 4<br>E: 0<br>K: 0<br>S: 18                         | H: 5<br>LOB: 1<br>BB: 0<br>P: 25    | R: 1<br>E: 1<br>K: 0<br>S: 8 | H: 2<br>LOB: 0<br>BB: 1<br>P: 13 | R: 0<br>E: 0<br>K: 1<br>S: 13 | H: 2<br>LOB: 3<br>BB: 1<br>P: 21 | R: 0<br>E: 0<br>K: 1<br>S: 11 | H: 1<br>LOB: 1<br>BB: 0<br>P: 16 | R: 0<br>E: 0<br>K: 0<br>S: 6   | H: 0<br>LOB: 0<br>BB: 1<br>P: 14 | R: 0<br>E: 0<br>K: 1<br>S: 9 | H: 0<br>LOB: 0<br>BB: 0<br>P: 14 | R: 0<br>E: 0<br>K: 0<br>S: 8 | H: 1<br>LOB: 1<br>BB: 0<br>P: 12 | R: 0<br>E: 0<br>K: 0<br>S: 6 | H: 0<br>LOB: 0<br>BB: 0<br>P: 8 | R: 1<br>E: 0<br>K: 1<br>S: 13 | H: 2<br>LOB: 2<br>BB: 1<br>P: 22 | 1B: 12<br>2B: 1<br>3B: 0<br>HR: 0 | SF: 0<br>SAC: 0<br>DP: 2<br>HBP: 0 | WP: 0<br>PB: 0<br>SB: 0<br>CS: 0 | PA: 41 |
| <b>PITCHER</b>   | IP WLS BF H R ER SO BB IBB HBP BLK WP HR S P ERA WHIP |                                     |                              |                                  |                               |                                  |                               |                                  |                                |                                  |                              |                                  |                              |                                  |                              |                                 |                               |                                  |                                   |                                    |                                  |        |
| <b>Frank Viola, L</b><br>ERA: 3.69<br>(1, 1)                   | 6.0 L 28 10 5 4 3 3 0 0 0 0 0 0 65 103 6.00 2.167     |                                     |                              |                                  |                               |                                  |                               |                                  |                                |                                  |                              |                                  |                              |                                  |                              |                                 |                               |                                  |                                   |                                    |                                  |        |
| <b>Jeff Innis, R</b><br>ERA: 2.63<br>(7, 1)                    | 2.0 7 1 0 0 0 0 0 0 0 0 0 0 14 20 0.00 0.500          |                                     |                              |                                  |                               |                                  |                               |                                  |                                |                                  |                              |                                  |                              |                                  |                              |                                 |                               |                                  |                                   |                                    |                                  |        |
| <b>Randy Myers, L</b><br>ERA: 1.77<br>(9, 1)                   | 1.0 6 2 1 1 1 1 0 0 0 0 0 0 13 22 9.00 3.000          |                                     |                              |                                  |                               |                                  |                               |                                  |                                |                                  |                              |                                  |                              |                                  |                              |                                 |                               |                                  |                                   |                                    |                                  |        |

San Diego Padres @ New York Mets  
Shea Stadium, Flushing, NY  
Thu Aug 17 1989, 3:33 AM EDT  
Att. 40,406 - Sunny

livebaseballscorecards.com

|     |    |
|-----|----|
| AB  | 37 |
| R   | 6  |
| H   | 13 |
| RBI | 6  |
| BB  | 4  |
| SO  | 4  |
| LOB | 21 |





| Batter   | 1                       | 2                  | 3                     | 4                                | 5         | 6                    | 7 | 8 | 9                    | AB | R | H | RBI | BB | SO | LOB |
|--|-------------------------|--------------------|-----------------------|----------------------------------|-----------|----------------------|---|---|----------------------|----|---|---|-----|----|----|-----|
| Gregg Jefferies, S<br>OBP: 0.284, SLG: 0.331<br>(1, 4)   | 1-1<br>2B<br>G3<br>1B   | 2-1<br>L8          |                       | 0-2<br>FC4-6<br>E<br>1-2f<br>2-3 |           | 0-1<br>FC5-4<br>1B   |   |   | 1-1<br>L9            | 5  | 1 | 2 | 0   | 0  | 0  | 3   |
| Juan Samuel, R<br>OBP: 0.315, SLG: 0.371<br>(1, 8)       | 0-3<br>K                | 2-3<br>K           |                       | 1-1<br>E5<br>1-2<br>3-H          |           | 0-0<br>FC5-4<br>1-2f |   |   | 3-2<br>L3            | 5  | 0 | 0 | 0   | 0  | 2  | 4   |
| Howard Johnson, S<br>OBP: 0.383, SLG: 0.603<br>(1, 5)    | 1-0<br>G3<br>1-3<br>2B  |                    | 1-0<br>G4-6-3<br>1B   |                                  |           |                      |   |   | 0-0<br>5-3           | 5  | 0 | 3 | 0   | 0  | 0  | 2   |
| Darryl Strawberry, L<br>OBP: 0.325, SLG: 0.522<br>(1, 9) | 3-1<br>G3<br>2-3<br>3-H |                    | 0-0<br>G4-6-3<br>1-2f |                                  | 1-2<br>1B |                      |   |   | 0-0<br>F7            | 4  | 0 | 1 | 1   | 0  | 0  | 3   |
| Kevin McReynolds, R<br>OBP: 0.339, SLG: 0.456<br>(1, 7)  | 4-2<br>BB<br>BB         |                    | 1-0<br>3B             |                                  | 1-1<br>P3 |                      |   |   | 2-1<br>F9            | 3  | 0 | 1 | 0   | 1  | 0  | 2   |
| Tim Teufel, R<br>OBP: 0.347, SLG: 0.312<br>(1, 3)        | 4-2<br>BB               |                    | 1-0<br>F7             |                                  | 1-1<br>F8 |                      |   |   | 2-2<br>FC6-4<br>1-2f | 3  | 0 | 0 | 0   | 1  | 0  | 3   |
| Barry Lyons, R<br>OBP: 0.288, SLG: 0.361<br>(1, 2)       | 0-1<br>F7               |                    |                       | 2-2<br>4-3                       |           | 1-3<br>K             |   |   | 0-2<br>F9            | 4  | 0 | 0 | 0   | 0  | 1  | 4   |
| Kevin Elster, R<br>OBP: 0.291, SLG: 0.358<br>(1, 6)      |                         | 0-1<br>SH1-4<br>1B |                       | 0-2<br>FC4-6<br>E<br>2B          |           | 1-1<br>6-3           |   |   | 0-1<br>5-3           | 4  | 1 | 2 | 0   | 0  | 0  | 0   |
| Frank Viola, L<br>(1, 1)                                 |                         | 0-2<br>SH1-4       |                       | 0-0<br>E6<br>FC4-6               |           | 2-2<br>F7            |   |   | 2-1<br>6-3           | 1  | 0 | 0 | 0   | 0  | 0  | 1   |
| Dave Magadan, L<br>OBP: 0.363, SLG: 0.395<br>(6, PH)     |                         |                    |                       |                                  |           |                      |   |   |                      | 1  | 0 | 0 | 0   | 0  | 0  | 0   |
| Jeff Innis, R<br>(7, 1)                                  |                         |                    |                       |                                  |           |                      |   |   |                      | 0  | 0 | 0 | 0   | 0  | 0  | 0   |
| Mark Carreon, R<br>OBP: 0.333, SLG: 0.500<br>(8, PH)     |                         |                    |                       |                                  |           |                      |   |   |                      | 1  | 0 | 0 | 0   | 0  | 0  | 0   |
| Randy Myers, L<br>(9, 1)                                 |                         |                    |                       |                                  |           |                      |   |   |                      | 0  | 0 | 0 | 0   | 0  | 0  | 0   |

| Inning Stats | R: 1   | H: 2  | E: 0  | K: 1   | S: 14 | R: 0  | H: 1   | E: 0  | K: 1  | S: 10  | R: 0  | H: 2   | E: 0  | K: 0  | S: 4   | R: 1  | H: 1   | E: 2  | K: 0 | S: 17  | R: 0  | H: 1   | E: 0  | K: 1  | S: 10  | R: 0  | H: 1   | E: 0  | K: 0  | S: 11  | R: 0  | H: 1   | E: 0  | K: 0 | S: 10  | R: 0  | H: 0   | E: 0  | K: 0  | S: 7   | R: 0  | H: 0   | E: 0  | K: 0  | S: 7 | R: 0 | H: 0 | E: 0 | K: 0 | S: 11 |
|--------------|--------|-------|-------|--------|-------|-------|--------|-------|-------|--------|-------|--------|-------|-------|--------|-------|--------|-------|------|--------|-------|--------|-------|-------|--------|-------|--------|-------|-------|--------|-------|--------|-------|------|--------|-------|--------|-------|-------|--------|-------|--------|-------|-------|------|------|------|------|------|-------|
|              | LOB: 3 | BB: 2 | P: 27 | LOB: 1 | BB: 0 | P: 14 | LOB: 2 | BB: 0 | P: 20 | LOB: 1 | BB: 0 | LOB: 1 | BB: 0 | P: 14 | LOB: 0 | BB: 0 | LOB: 0 | BB: 0 | P: 9 | LOB: 0 | BB: 0 | LOB: 0 | BB: 0 | P: 11 | LOB: 0 | BB: 0 | LOB: 0 | BB: 0 | P: 15 | LOB: 0 | BB: 0 | LOB: 0 | BB: 0 | P: 9 | LOB: 0 | BB: 0 | LOB: 0 | BB: 0 | P: 11 | LOB: 0 | BB: 0 | LOB: 0 | BB: 0 | P: 11 |      |      |      |      |      |       |


| PITCHER                               | IP  | WLS | BF | H | R | ER | SO | BB | IBB | HBP | BLK | WP | HR | S  | P   | ERA  | WHIP  |
|---------------------------------------|-----|-----|----|---|---|----|----|----|-----|-----|-----|----|----|----|-----|------|-------|
| Bruce Hurst, L<br>ERA: 2.98<br>(1, 1) | 9.0 | W   | 39 | 9 | 2 | 1  | 3  | 2  | 0   | 0   | 0   | 0  | 0  | 90 | 131 | 1.00 | 1.222 |

**BOTTOM**

**San Diego Padres @ New York Mets**  
Shea Stadium, Flushing, NY

Thu Aug 17 1989, 3:33 AM EDT  
Att. 40,406 - Sunny

|     |    |
|-----|----|
| AB  | 36 |
| R   | 2  |
| H   | 9  |
| RBI | 1  |
| BB  | 2  |
| SO  | 3  |
| LOB | 22 |



| WP | PA | ERA | WHIP |
|----|----|-----|------|
| 0  | 39 |     |      |

| Batter  | 1   | 2                                | 3                             | 4                                | 5                             | 6                                | 7                             | 8                                | 9                            | AB R H RBI BB SO LOB             | TOP                           |                                  |                               |   |                               |                                  |                               |                                  |                                  |                                    |                                  |        |
|---|---|----------------------------------|-------------------------------|----------------------------------|-------------------------------|----------------------------------|-------------------------------|----------------------------------|------------------------------|----------------------------------|-------------------------------|----------------------------------|-------------------------------|---|-------------------------------|----------------------------------|-------------------------------|----------------------------------|----------------------------------|------------------------------------|----------------------------------|--------|
| Alfredo Griffin, S (1, 6)<br>OBP: 0.308, SLG: 0.333   | 0-2<br>G4-3   |                                  | 4-2<br>BB                     |                                  | 2-0<br>G3                     |                                  | 0-0<br>FC4-6<br>PB 1B<br>1-2f |                                  | 3-3<br>K                     | 4 0 0 0 1 1 3                    |                               |                                  |                               |   |                               |                                  |                               |                                  |                                  |                                    |                                  |        |
| Willie Randolph, R (1, 4)<br>OBP: 0.380, SLG: 0.324   | 0-0<br>2B   |                                  | 0-3<br>K                      |                                  |                               | 4-1<br>PB<br>HR<br>BB            | 0-2<br>1B                     |                                  | 2-2<br>L8                    | 4 1 2 0 1 1 3                    |                               |                                  |                               |   |                               |                                  |                               |                                  |                                  |                                    |                                  |        |
| Eddie Murray, S (1, 3)<br>OBP: 0.346, SLG: 0.398  | 1-3<br>K  |                                  | 1-3<br>K                      |                                  |                               | 2-2<br>HR                        | 3-2<br>G1-3                   |                                  |                              | 4 1 1 2 0 2 5                    |                               |                                  |                               |   |                               |                                  |                               |                                  |                                  |                                    |                                  |        |
| Mike Marshall, R (1, 9)<br>OBP: 0.331, SLG: 0.423   | 0-1<br>G6-3   |                                  |                               | 1-3<br>K                         |                               | 0-1<br>G4-3<br>WP<br>1B          |                               |                                  | 1-3<br>K                     | 4 0 1 0 0 2 1                    |                               |                                  |                               |   |                               |                                  |                               |                                  |                                  |                                    |                                  |        |
| Jeff Hamilton, R (1, 5)<br>OBP: 0.261, SLG: 0.371   |   | 2-3<br>K                         |                               | 0-0<br>G4-3                      |                               | 2-3<br>K                         |                               |                                  | 1-2<br>P6                    | 4 0 0 0 0 2 1                    |                               |                                  |                               |   |                               |                                  |                               |                                  |                                  |                                    |                                  |        |
| Jose Gonzalez, R (1, 8)<br>OBP: 0.335, SLG: 0.347   |   | 3-3<br>K                         |                               | 3-1<br>G4-3                      |                               | 2-2<br>G4-3                      |                               |                                  | 0-1<br>1B                    | 4 0 1 0 0 1 1                    |                               |                                  |                               |   |                               |                                  |                               |                                  |                                  |                                    |                                  |        |
| Bill Bean, L (1, 7)<br>OBP: 0.224, SLG: 0.182   |   | 1-1<br>P6                        |                               |                                  | 0-0<br>F8<br>2B               | 1-0<br>P6                        |                               |                                  | 0-0<br>G4-3                  | 4 0 1 0 0 0 2                    |                               |                                  |                               |   |                               |                                  |                               |                                  |                                  |                                    |                                  |        |
| Mike Scioscia, L (1, 2)<br>OBP: 0.330, SLG: 0.328<br>Mike Sharperson, R (9, PH)<br>OBP: 0.375, SLG: 0.571 |   |                                  | 1-0<br>P4                     |                                  | 0-0<br>F8                     |                                  | 1-2<br>F8                     |                                  | 0-2<br>SH1-4<br>2B           | 3 0 0 0 0 0 1<br>1 0 1 0 0 0 0   |                               |                                  |                               |   |                               |                                  |                               |                                  |                                  |                                    |                                  |        |
| Orel Hershiser, R (1, 1)<br>OBP: 0.224, SLG: 0.274<br>Dave Anderson, R (9, PH)<br>OBP: 0.295, SLG: 0.241  |   |                                  | 4-2<br>BLK<br>BB              |                                  | 3-3<br>K                      |                                  | 0-2<br>FC4-6<br>1B            |                                  | 0-1<br>SH1-4                 | 2 0 1 0 1 1 1<br>0 0 0 0 0 0 0   |                               |                                  |                               |   |                               |                                  |                               |                                  |                                  |                                    |                                  |        |
| <b>Inning Stats</b>   | R: 0<br>E: 0<br>K: 1<br>S: 9                          | H: 1<br>LOB: 1<br>BB: 0<br>P: 10 | R: 0<br>E: 0<br>K: 2<br>S: 11 | H: 0<br>LOB: 0<br>BB: 0<br>P: 17 | R: 0<br>E: 0<br>K: 2<br>S: 13 | H: 0<br>LOB: 2<br>BB: 2<br>P: 23 | R: 0<br>E: 0<br>K: 1<br>S: 6  | H: 0<br>LOB: 0<br>BB: 0<br>P: 10 | R: 0<br>E: 0<br>K: 1<br>S: 6 | H: 1<br>LOB: 1<br>BB: 0<br>P: 11 | R: 2<br>E: 0<br>K: 1<br>S: 13 | H: 2<br>LOB: 1<br>BB: 1<br>P: 24 | R: 0<br>E: 0<br>K: 0<br>S: 13 | H: 2<br>LOB: 2<br>BB: 0<br>P: 17                      | R: 0<br>E: 0<br>K: 1<br>S: 10 | H: 1<br>LOB: 1<br>BB: 0<br>P: 12 | R: 0<br>E: 0<br>K: 1<br>S: 13 | H: 1<br>LOB: 1<br>BB: 0<br>P: 17 | 1B: 4<br>2B: 3<br>3B: 0<br>HR: 1 | SF: 0<br>SAC: 1<br>DP: 0<br>HBP: 0 | WP: 1<br>PB: 2<br>SB: 0<br>CS: 0 | PA: 38 |
| <b>PITCHER</b>  | IP WLS BF H R ER SO BB IBB HBP BLK WP HR S P ERA WHIP |                                  |                               |                                  |                               |                                  |                               |                                  |                              |                                  |                               |                                  | <b>PITCHER</b>                | IP WLS BF H R ER SO BB IBB HBP BLK WP HR S P ERA WHIP |                               |                                  |                               |                                  |                                  |                                    |                                  |        |
| David Cone, R (1, 1)<br>ERA: 3.61   | 8.0 W 34 7 2 2 9 3 0 0 1 1 1 81 124 2.25 1.250        |                                  |                               |                                  |                               |                                  |                               |                                  |                              |                                  |                               |                                  |                               |   |                               |                                  |                               |                                  |                                  |                                    |                                  |        |
| Randy Myers, L (9, 1)<br>ERA: 1.75  | 1.0 S 4 1 0 0 1 0 0 0 0 0 0 0 13 17 0.00 1.000        |                                  |                               |                                  |                               |                                  |                               |                                  |                              |                                  |                               |                                  |                               |   |                               |                                  |                               |                                  |                                  |                                    |                                  |        |

Los Angeles Dodgers @ New York Mets  
Shea Stadium, Flushing, NY  
Fri Aug 18 1989, 7:05 PM EDT  
Att. 46,143 - Unknown - 75 F

livebaseballscorecards.com

AB 34  
R 2  
H 8  
RBI 2  
BB 3  
SO 10  
LOB 18



| Batter  | 1                | 2              | 3              | 4                          | 5                | 6                      | 7                             | 8              | 9 |
|---|------------------|----------------|----------------|----------------------------|------------------|------------------------|-------------------------------|----------------|---|
| Gregg Jefferies, S<br>OBP: 0.283, SLG: 0.333<br>(1, 4)  | 3-1<br>2B<br>X   | 0-0<br>P4<br>③ |                |                            | 2-0<br>P6<br>①   |                        | 2-1<br>G6-3<br>②<br>③<br>1-2f |                |   |
| Juan Samuel, R<br>OBP: 0.312, SLG: 0.368<br>(1, 8)  | 2-3<br>K<br>①    |                | 1-3<br>K<br>①  |                            | 1-0<br>G5-3<br>② |                        |                               | 0-3<br>K<br>①  |   |
| Howard Johnson, S<br>OBP: 0.362, SLG: 0.602<br>(1, 5)   | 1-0<br>2B<br>2-H |                | 0-0<br>F9<br>② |                            | 0-1<br>G6-3<br>③ |                        |                               | 1-2<br>F8<br>② |   |
| Darryl Strawberry, L<br>OBP: 0.327, SLG: 0.523<br>(1, 9)  | 2-1<br>2B<br>2-H |                | 2-1<br>F9<br>③ |                            | 2-1<br>F8<br>①   |                        |                               | 4-0<br>BB      |   |
| Kevin McReynolds, R<br>OBP: 0.338, SLG: 0.454<br>(1, 7)   | 0-3<br>K<br>②    |                |                | 2-3<br>K<br>①              |                  | 2-1<br>FC1<br>WP<br>1B |                               | 0-1<br>P3<br>③ |   |
| Keith Hernandez, L<br>OBP: 0.345, SLG: 0.363<br>Dave Magadan, L<br>OBP: 0.362, SLG: 0.394<br>(1, 3)<br>(5, 3) | 4-0<br>IBB       |                |                | 4-1<br>FC3-6<br>BB         |                  | 2-2<br>FC1<br>②        |                               |                |   |
| Barry Lyons, R<br>OBP: 0.283, SLG: 0.355<br>(1, 2)  | 1-3<br>K<br>③    |                |                | 1-1<br>FC3-6<br>1B<br>1-2f |                  | 2-2<br>L9<br>③<br>3-H  |                               |                |   |
| Kevin Elster, R<br>OBP: 0.291, SLG: 0.357<br>(1, 6)   |                  | 2-2<br>P4<br>① |                | 3-2<br>FC6-4<br>1B<br>1-2  |                  |                        | 0-0<br>F9<br>①                |                |   |
| David Cone, L<br>OBP: 0.293, SLG: 0.304<br>Randy Myers, L<br>(9, 1)   |                  | 1-3<br>K<br>②  |                | 1-1<br>FC6-4<br>1B<br>1-2f |                  |                        | 0-1<br>G6-3<br>1B             |                |   |

| Inning Stats | R: 2 | H: 3 | E: 0 | LOB: 2 | K: 3 | S: 14 | P: 27 | R: 0 | H: 0 | E: 0 | LOB: 0 | K: 1 | S: 8 | P: 11 | R: 0 | H: 0 | E: 0 | LOB: 0 | K: 1 | S: 6 | P: 9 | R: 0 | H: 1 | E: 0 | LOB: 2 | K: 1 | S: 12 | P: 23 | R: 0 | H: 0 | E: 0 | LOB: 0 | K: 0 | S: 4 | P: 7 | R: 1 | H: 1 | E: 0 | LOB: 0 | K: 0 | S: 12 | P: 20 | R: 0 | H: 1 | E: 0 | LOB: 0 | K: 0 | S: 5 | P: 7 | R: 0 | H: 0 | E: 0 | LOB: 1 | K: 1 | S: 9 | P: 14 |
|--------------|------|------|------|--------|------|-------|-------|------|------|------|--------|------|------|-------|------|------|------|--------|------|------|------|------|------|------|--------|------|-------|-------|------|------|------|--------|------|------|------|------|------|------|--------|------|-------|-------|------|------|------|--------|------|------|------|------|------|------|--------|------|------|-------|
|--------------|------|------|------|--------|------|-------|-------|------|------|------|--------|------|------|-------|------|------|------|--------|------|------|------|------|------|------|--------|------|-------|-------|------|------|------|--------|------|------|------|------|------|------|--------|------|-------|-------|------|------|------|--------|------|------|------|------|------|------|--------|------|------|-------|

| PITCHER                                  | IP  | WLS | BF | H | R | ER | SO | BB | IBB | HBP | BLK | WP | HR | S  | P   | ERA  | WHIP  |
|--|-----|-----|----|---|---|----|----|----|-----|-----|-----|----|----|----|-----|------|-------|
| Orel Hershiser, R<br>ERA: 2.45<br>(1, 1) | 8.0 | L   | 32 | 6 | 3 | 3  | 7  | 2  | 1   | 0   | 0   | 1  | 0  | 70 | 118 | 3.38 | 1.000 |

**BOTTOM**

| AB | R | H | RBI | BB | SO | LOB |
|----|---|---|-----|----|----|-----|
| 4  | 1 | 1 | 0   | 0  | 0  | 1   |
| 4  | 0 | 0 | 0   | 0  | 3  | 1   |
| 4  | 1 | 1 | 1   | 0  | 0  | 0   |
| 3  | 0 | 1 | 1   | 1  | 0  | 0   |
| 4  | 1 | 1 | 0   | 0  | 2  | 2   |
| 0  | 0 | 0 | 0   | 2  | 0  | 0   |
| 1  | 0 | 0 | 0   | 0  | 0  | 1   |
| 3  | 0 | 0 | 0   | 0  | 1  | 3   |
| 3  | 0 | 1 | 0   | 0  | 0  | 0   |
| 3  | 0 | 1 | 0   | 0  | 1  | 2   |
| 0  | 0 | 0 | 0   | 0  | 0  | 0   |

|            |           |
|------------|-----------|
| <b>AB</b>  | <b>29</b> |
| <b>R</b>   | <b>3</b>  |
| <b>H</b>   | <b>6</b>  |
| <b>RBI</b> | <b>2</b>  |
| <b>BB</b>  | <b>3</b>  |
| <b>SO</b>  | <b>7</b>  |
| <b>LOB</b> | <b>10</b> |



| WP | PA | ERA | WHIP |
|----|----|-----|------|
| 1  | 32 |     |      |

**Los Angeles Dodgers @ New York Mets**  
**Shea Stadium, Flushing, NY**  
 Fri Aug 18 1989, 7:05 PM EDT  
 Att: 46,143 - Unknown - 75 F

livebaseballscorecards.com

| Batter   | 1   | 2  | 3  | 4  | 5   | 6  | 7  | 8   | 9  | AB R H RBI BB SO LOB                                       | TOP                                     |  |
|--|---|--|--|--|---|--|--|---|--|--|---|--|
| Alfredo Griffin, S (1, 6)<br>OBP: 0.312, SLG: 0.335  | 4-2<br>F8 G6-3<br>BB                                  |  | 1-1<br>G5-3  |  | 0-1<br>G5-3<br>1B                                     |  | 0-0<br>2-H<br>1B                                     |   | 1-3<br>K   | 4 0 2 1 1 1 1  |   |  |
| Willie Randolph, R (1, 4)<br>OBP: 0.377, SLG: 0.320  | 1-0<br>G6-3   |  | 3-2<br>F7  |  | 3-2<br>G5-3   |  | 1-1<br>L8  |   | 1-1<br>F8  | 5 0 0 0 0 0 4  |   |  |
| Eddie Murray, S (1, 3)<br>OBP: 0.345, SLG: 0.395     | 0-0<br>F8<br>2-3                                      |  | 4-1<br>BB  |  | 0-1<br>G1-3   |  |  | 3-2<br>G1-3   |  | 3 0 0 0 1 0 2  |   |  |
| Mike Marshall, R (1, 9)<br>OBP: 0.330, SLG: 0.419    | 4-0<br>BB   |  | 0-3<br>K   |  | 0-0<br>G5-3   |  |  | 2-2<br>G6-3   |  | 3 0 0 0 1 1 1  |   |  |
| Jeff Hamilton, R (1, 5)<br>OBP: 0.259, SLG: 0.367    | 0-1<br>L8   |  | 1-1<br>F9  |  | 1-2<br>G6-3   |  |  | 2-2<br>E3<br>1B                                       |  | 4 0 0 0 0 0 2  |   |  |
| Jose Gonzalez, R (1, 8)<br>OBP: 0.338, SLG: 0.362    |   | 1-1<br>F7  |  | 0-0<br>3B  |   | 2-2<br>G4-3  |  | 1-1<br>1B   |  | 4 0 2 0 0 0 0  |   |  |
| Mike Huff, R (1, 7)<br>OBP: 0.384, SLG: 0.444        |   | 2-1<br>F7  |  | 3-1<br>G4-3  |   |  | 2-1<br>G3-1  | 1-1<br>G1-3   |  | 3 0 0 0 0 0 1  |   |  |
| Lenny Harris, L (8, PH)<br>OBP: 0.275, SLG: 0.285    |   |  |  |  |   |  |  |   |  | 1 0 0 0 0 0 2  |   |  |
| Bill Bean, L (8, 7)<br>OBP: 0.224, SLG: 0.182        |   |  |  |  |   |  |  |   |  | 0 0 0 0 0 0 0  |   |  |
| Rick Dempsey, R (1, 2)<br>OBP: 0.298, SLG: 0.245     |   | 4-1<br>BB  |  | 3-3<br>K   |   |  | 1-0<br>1B<br>2B                                      |   | 4-0<br>BB  | 2 1 1 0 2 1 1  |   |  |
| John Wetteland, R (1, 1)<br>OBP: 0.100, SLG: 0.100   |   | 3-3<br>K   |  |  |   | 3-2<br>F9  |  | 2-2<br>F9   | 2-1<br>F9  | 1 0 0 0 0 0 1 1  |   |  |
| Dave Anderson, R (5, PH)<br>OBP: 0.282, SLG: 0.239   |   |  |  |  |   |  |  |   |  | 1 0 0 0 0 0 0 0  |   |  |
| Mike Morgan, R (5, 1)<br>OBP: 0.168, SLG: 0.083      |   |  |  |  |   |  |  |   |  | 0 0 0 0 0 0 0 0  |   |  |
| Mike Sharperson, R (7, PH)<br>OBP: 0.353, SLG: 0.500 |   |  |  |  |   |  |  |   |  | 1 0 0 0 0 0 0 1  |   |  |
| Tim Crews, R (7, 1)<br>OBP: 0.329, SLG: 0.327        |   |  |  |  |   |  |  |   |  | 0 0 0 0 0 0 0 0  |   |  |
| Mike Scioscia, L (8, PH)                             |   |  |  |  |   |  |  |   |  | 1 0 0 0 0 0 0 1  |   |  |
| <b>Inning Stats</b>                                  | R: 0 H: 0<br>E: 0 LOB: 2<br>K: 0 BB: 2<br>S: 6 P: 15  | R: 0 H: 0<br>E: 0 LOB: 1<br>K: 1 BB: 1<br>S: 9 P: 19 | R: 0 H: 0<br>E: 0 LOB: 1<br>K: 1 BB: 1<br>S: 9 P: 17 | R: 0 H: 1<br>E: 0 LOB: 1<br>K: 1 BB: 0<br>S: 8 P: 15 | R: 0 H: 1<br>E: 0 LOB: 1<br>K: 0 BB: 0<br>S: 12 P: 18 | R: 0 H: 0<br>E: 0 LOB: 0<br>K: 0 BB: 0<br>S: 7 P: 10 | R: 1 H: 2<br>E: 0 LOB: 1<br>K: 0 BB: 0<br>S: 9 P: 15 | R: 0 H: 1<br>E: 1 LOB: 2<br>K: 0 BB: 0<br>S: 17 P: 26 | R: 0 H: 0<br>E: 0 LOB: 1<br>K: 1 BB: 1<br>S: 7 P: 15 | 1B: 3 SF: 0<br>2B: 1 SAC: 0<br>3B: 1 DP: 0<br>HR: 0 HBP: 0 | WP: 0 PA: 38<br>PB: 0<br>SB: 0<br>CS: 0 |  |
| <b>PITCHER</b>                                       | IP WLS BF H R ER SO BB IBB HBP BLK WP HR S P ERA WHIP |  |  |  |   |  |  |   |  |  |   |  |
| Bob Ojeda, L (1, 1)<br>ERA: 3.43                     | 7.0 W 29 4 1 1 3 4 0 0 0 0 0 0 60 109 1.29 1.143      |  |  |  |   |  |  |   |  |  |   |  |
| Don Aase, R (8, 1)<br>ERA: 3.28                      | 0.2 4 1 0 0 0 0 0 0 0 0 0 0 15 23 0.00 1.500          |  |  |  |   |  |  |   |  |  |   |  |
| Randy Myers, L (8, 1)<br>ERA: 1.71                   | 1.1 S 5 0 0 0 1 1 0 0 0 0 0 0 9 18 0.00 0.750         |  |  |  |   |  |  |   |  |  |   |  |

Los Angeles Dodgers @ New York Mets  
 Shea Stadium, Flushing, NY  
 Sat Aug 19 1989, 3:33 AM EDT  
 Att: 38,453 - Overcast

livebaseballscorecards.com

|     |    |
|-----|----|
| AB  | 33 |
| R   | 1  |
| H   | 5  |
| RBI | 1  |
| BB  | 5  |
| SO  | 4  |
| LOB | 17 |



BOTTOM

Los Angeles Dodgers @ New York Mets  
Shea Stadium, Flushing, NY  
Sat Aug 19 1989, 3:33 AM EDT  
Att. 38,453 - Overcast

livebaseballscorecards.com

AB 28  
R 4  
H 7  
RBI 4  
BB 2  
SO 2  
LOB 12



WP: 0 PA: 32  
PB: 0  
SB: 1  
CS: 1

| AB | R | H | RBI | BB | SO | LOB |
|----|---|---|-----|----|----|-----|
| 3  | 1 | 1 | 0   | 1  | 0  | 0   |
| 4  | 0 | 1 | 0   | 0  | 1  | 2   |
| 3  | 0 | 0 | 1   | 0  | 0  | 1   |
| 4  | 1 | 1 | 0   | 0  | 0  | 1   |
| 3  | 2 | 1 | 0   | 1  | 0  | 0   |
| 3  | 0 | 3 | 2   | 0  | 0  | 0   |
| 3  | 0 | 0 | 0   | 0  | 0  | 4   |
| 2  | 0 | 0 | 1   | 0  | 1  | 2   |
| 2  | 0 | 0 | 0   | 0  | 0  | 2   |
| 1  | 0 | 0 | 0   | 0  | 0  | 0   |
| 0  | 0 | 0 | 0   | 0  | 0  | 0   |
| 0  | 0 | 0 | 0   | 0  | 0  | 0   |

|       |        |
|-------|--------|
| 1B: 4 | SF: 2  |
| 2B: 4 | SAC: 0 |
| 3B: 0 | DP: 1  |
| HR: 0 | HBP: 0 |

| Batter   | 1        | 2             | 3         | 4        | 5               | 6        | 7        | 8      | 9 |
|--|----------|---------------|-----------|----------|-----------------|----------|----------|--------|---|
| Gregg Jefferies, S<br>OBP: 0.286, SLG: 0.336<br>(1, 4)   | 1-1 L9   |               | 4-1 CS BB |          | 1-0 G6-3 SF9 2B |          | 1-2 F8   |        |   |
| Juan Samuel, R<br>OBP: 0.312, SLG: 0.366<br>(1, 8)       | 2-2 S 1B |               | 2-3 K     |          | 0-0 G6-3        |          | 1-0 F8   |        |   |
| Howard Johnson, S<br>OBP: 0.378, SLG: 0.598<br>(1, 5)    | 1-1 F9   |               | 3-1 L8    |          | 2-2 SF9         |          | 0-0 F9   |        |   |
| Darryl Strawberry, L<br>OBP: 0.326, SLG: 0.523<br>(1, 9) | 0-1 F7   |               |           | 0-1 2B   | 2-2 F7          |          | 2-0 G3   |        |   |
| Kevin McReynolds, R<br>OBP: 0.340, SLG: 0.453<br>(1, 7)  |          | 1-1 1B SF9 1B |           | 4-2 2B   |                 | 2-0 G5-3 |          | 0-1 F8 |   |
| Dave Magadan, L<br>OBP: 0.367, SLG: 0.403<br>(1, 3)      |          | 3-2 1B        |           | 1-1 2B   |                 | 2-2 1B   |          |        |   |
| Gary Carter, R<br>OBP: 0.223, SLG: 0.234<br>(1, 2)       |          | 1-0 P3        |           | 1-0 F8   |                 | 2-2 P3   |          |        |   |
| Kevin Elster, R<br>OBP: 0.289, SLG: 0.355<br>(1, 6)      |          | 1-2 SF9       |           | 1-3 K2-3 |                 | 2-0 G1-3 |          |        |   |
| Bob Ojeda, L<br>OBP: 0.167, SLG: 0.118<br>(1, 1)         |          | 1-1 F7        |           | 0-0 F7   |                 |          | 1-0 G6-3 |        |   |
| Keith Miller, R<br>OBP: 0.238, SLG: 0.275<br>(7, PH)     |          |               |           |          |                 |          |          |        |   |
| Don Aase, R<br>(8, 1)                                    |          |               |           |          |                 |          |          |        |   |
| Randy Myers, L<br>(8, 1)                                 |          |               |           |          |                 |          |          |        |   |

| Inning | R | H | E | K | S  | P  | BB | IBB | HBP | BLK | WP | HR | S  | P  | ERA  | WHIP  |
|--------|---|---|---|---|----|----|----|-----|-----|-----|----|----|----|----|------|-------|
| 1      | 0 | 1 | 0 | 0 | 9  | 13 | 0  | 0   | 0   | 0   | 0  | 0  | 42 | 69 | 6.75 | 1.750 |
| 2      | 1 | 2 | 0 | 0 | 12 | 19 | 0  | 0   | 0   | 0   | 0  | 0  | 19 | 32 | 4.50 | 1.000 |
| 3      | 0 | 0 | 0 | 1 | 8  | 17 | 0  | 0   | 0   | 0   | 0  | 0  | 9  | 14 | 0.00 | 0.000 |
| 4      | 2 | 2 | 0 | 1 | 13 | 20 | 0  | 0   | 0   | 0   | 0  | 0  | 19 | 32 | 4.50 | 1.000 |
| 5      | 1 | 1 | 0 | 0 | 9  | 14 | 0  | 0   | 0   | 0   | 0  | 0  | 9  | 14 | 0.00 | 0.000 |
| 6      | 0 | 1 | 0 | 0 | 10 | 18 | 0  | 0   | 0   | 0   | 0  | 0  | 18 | 18 | 6.75 | 1.750 |
| 7      | 0 | 0 | 0 | 0 | 5  | 8  | 0  | 0   | 0   | 0   | 0  | 0  | 8  | 8  | 6.75 | 1.750 |
| 8      | 0 | 0 | 0 | 0 | 4  | 6  | 0  | 0   | 0   | 0   | 0  | 0  | 6  | 6  | 6.75 | 1.750 |
| 9      | 0 | 0 | 0 | 0 | 0  | 0  | 0  | 0   | 0   | 0   | 0  | 0  | 0  | 0  | 6.75 | 1.750 |

| PITCHER                                  | IP  | WLS | BF | H | R | ER | SO | BB | IBB | HBP | BLK | WP | HR | S  | P  | ERA  | WHIP  |
|--|-----|-----|----|---|---|----|----|----|-----|-----|-----|----|----|----|----|------|-------|
| John Wetteland, R<br>ERA: 3.05<br>(1, 1) | 4.0 | L   | 18 | 5 | 3 | 3  | 2  | 2  | 0   | 0   | 0   | 0  | 0  | 42 | 69 | 6.75 | 1.750 |
| Mike Morgan, R<br>ERA: 2.67<br>(5, 1)    | 2.0 |     | 8  | 2 | 1 | 1  | 0  | 0  | 0   | 0   | 0   | 0  | 0  | 19 | 32 | 4.50 | 1.000 |
| Tim Crews, R<br>ERA: 2.82<br>(7, 1)      | 2.0 |     | 6  | 0 | 0 | 0  | 0  | 0  | 0   | 0   | 0   | 0  | 0  | 9  | 14 | 0.00 | 0.000 |

Los Angeles Dodgers @ New York Mets  
 Shea Stadium, Flushing, NY  
 Sun Aug 20 1989, 3:33 AM EDT  
 Att. 45,031 - Overcast - 84 F

livebaseballscorecards.com

|     |    |
|-----|----|
| AB  | 38 |
| R   | 5  |
| H   | 12 |
| RBI | 5  |
| BB  | 4  |
| SO  | 8  |
| LOB | 18 |



|     |   |     |    |
|-----|---|-----|----|
| WP: | 0 | PA: | 42 |
| PB: | 0 |     |    |
| SB: | 2 |     |    |
| CS: | 0 |     |    |

AB R H RBI BB SO LOB

TOP

| Batter   | 1         | 2 | 3           | 4                       | 5         | 6              | 7        | 8                | 9                       |
|--|-----------|---|-------------|-------------------------|-----------|----------------|----------|------------------|-------------------------|
| Alfredo Griffin, S<br>OBP: 0.313, SLG: 0.339<br>(1, 6)   | 1-3<br>K  |   | 0-3<br>K    |                         | 0-0<br>2B |                | 1-3<br>K |                  | 1-0<br>HR<br>1B         |
| Willie Randolph, R<br>OBP: 0.375, SLG: 0.326<br>(1, 4)   | 0-0<br>F9 |   | 2-2<br>G1-3 |                         | 1-0<br>L7 |                |          | 2-2<br>G6-3      | 0-0<br>HR<br>1-H<br>2-H |
| Eddie Murray, S<br>OBP: 0.349, SLG: 0.405<br>(1, 3)  | 2-2<br>HR |   |             | 3-2<br>1B<br>L8-2<br>1B |           | 3-1<br>G1-3    |          | 0-0<br>BB<br>1B  | 4-0<br>2B<br>1B<br>BB   |
| Mike Marshall, R<br>OBP: 0.331, SLG: 0.422<br>(1, 9)   | 2-0<br>P4 |   |             | 1-2<br>1B<br>1B         |           | 1-2<br>F9      |          | 0-3<br>K         | 0-0<br>1B<br>2B         |
| Jeff Hamilton, R<br>OBP: 0.263, SLG: 0.368<br>Jay Howell, R<br>(9, 1)  |           |   |             | 1-2<br>1B<br>1-2<br>2-3 |           | 0-0<br>P4      |          | 4-2<br>BB<br>1-2 | 1-0<br>1B<br>2-3<br>3-H |
| Jose Gonzalez, R<br>OBP: 0.340, SLG: 0.359<br>(1, 8)   |           |   |             | 1-3<br>K                |           | 1-1<br>S<br>1B |          | 2-1<br>P3        | 0-1<br>B1-3             |
| Mike Huff, R<br>OBP: 0.320, SLG: 0.381<br>Bill Bean, L<br>OBP: 0.220, SLG: 0.178<br>(9, PH)<br>(9, 7)  |           |   |             | 0-2<br>L8-2             |           | 3-2<br>F8      |          |                  | 1-2<br>G4-3             |
| Mike Scioscia, L<br>OBP: 0.326, SLG: 0.324<br>(1, 2)   |           |   |             | 0-0<br>F8               |           | 2-1<br>P4      |          |                  | 1-1<br>P6               |
| Ramon Martinez, R<br>OBP: 0.222, SLG: 0.235<br>Ray Searage, L<br>OBP: 0.490, SLG: 0.500<br>Mike Sharperson, R<br>OBP: 0.490, SLG: 0.500<br>Alejandro Pena, R<br>OBP: 0.277, SLG: 0.288<br>(7, PH)<br>(7, 1)<br>(9, PH)<br>(9, 5) |           |   |             | 1-1<br>B1-3             |           | 2-3<br>K       |          | 4-2<br>BB        | 2-1<br>HR<br>1B<br>1B   |

| Inning Stats | R: 1 | H: 1 | E: 0 | K: 1 | S: 9 | P: 14 | R: 0 | H: 0 | E: 0 | K: 2 | S: 10 | P: 19 | R: 0 | H: 0 | E: 0 | K: 1 | S: 11 | P: 14 | R: 0 | H: 3 | E: 0 | K: 1 | S: 16 | P: 22 | R: 0 | H: 1 | E: 0 | K: 1 | S: 9 | P: 12 | R: 0 | H: 0 | E: 0 | K: 0 | S: 6 | P: 10 | R: 0 | H: 1 | E: 0 | K: 1 | S: 12 | P: 23 | R: 0 | H: 1 | E: 0 | K: 1 | S: 13 | P: 21 | R: 4 | H: 5 | E: 0 | K: 0 | S: 13 | P: 23 | 1B: 8 | 2B: 3 | 3B: 0 | HR: 2 | SF: 0 | SAC: 0 | DP: 1 | HBP: 0 | WP: 0 | PA: 42 |
|--------------|------|------|------|------|------|-------|------|------|------|------|-------|-------|------|------|------|------|-------|-------|------|------|------|------|-------|-------|------|------|------|------|------|-------|------|------|------|------|------|-------|------|------|------|------|-------|-------|------|------|------|------|-------|-------|------|------|------|------|-------|-------|-------|-------|-------|-------|-------|--------|-------|--------|-------|--------|
|--------------|------|------|------|------|------|-------|------|------|------|------|-------|-------|------|------|------|------|-------|-------|------|------|------|------|-------|-------|------|------|------|------|------|-------|------|------|------|------|------|-------|------|------|------|------|-------|-------|------|------|------|------|-------|-------|------|------|------|------|-------|-------|-------|-------|-------|-------|-------|--------|-------|--------|-------|--------|

| PITCHER                                 | IP  | WLS | BF | H | R | ER | SO | BB | IBB | HBP | BLK | WP | HR | S  | P   | ERA   | WHIP  |
|---|-----|-----|----|---|---|----|----|----|-----|-----|-----|----|----|----|-----|-------|-------|
| Sid Fernandez, L<br>ERA: 2.69<br>(1, 1) | 6.2 |     | 27 | 6 | 1 | 1  | 6  | 2  | 0   | 0   | 0   | 0  | 1  | 70 | 110 | 1.35  | 1.200 |
| Don Aase, R<br>ERA: 3.86<br>(7, 1)      | 2.0 | L   | 12 | 4 | 4 | 4  | 2  | 2  | 0   | 0   | 0   | 0  | 1  | 25 | 43  | 18.00 | 3.000 |
| Jeff Innis, R<br>ERA: 2.6<br>(9, 1)     | 0.1 |     | 3  | 2 | 0 | 0  | 0  | 0  | 0   | 0   | 0   | 0  | 0  | 4  | 5   | 0.00  | 6.000 |

BOTTOM

Los Angeles Dodgers @ New York Mets  
Shea Stadium, Flushing, NY  
Sun Aug 20 1989, 3:33 AM EDT  
Att. 45,031 - Overcast - 84 F

livebaseballscorecards.com

AB 33  
R 4  
H 8  
RBI 4  
BB 2  
SO 4  
LOB 11



WP: 0 PA: 37  
PB: 0  
SB: 0  
CS: 0

AB R H RBI BB SO LOB

5 0 1 1 0 1 2

4 0 0 0 0 0 1

2 1 1 1 2 0 0

4 0 0 0 0 1 3

4 1 1 1 0 1 0

4 1 1 0 0 1 0

4 0 3 1 0 0 0

0 0 0 0 0 0 0

3 1 1 0 0 0 2

1 0 0 0 0 0 1

1 0 0 0 0 0 0

0 0 0 0 0 0 0

1 0 0 0 0 0 2

1B: 4 SF: 0  
2B: 2 SAC: 2  
3B: 0 DP: 0  
HR: 2 HBP: 0

| Batter  | 1        | 2        | 3        | 4               | 5                  | 6      | 7        | 8                   | 9      |
|---|----------|----------|----------|-----------------|--------------------|--------|----------|---------------------|--------|
| Gregg Jefferies, S (1, 4)<br>OBP: 0.285, SLG: 0.334   | 2-2 F8   |          | 1-3 K    |                 | 0-1 G3-1<br>2-H 1B |        | 1-0 F8   |                     | 0-2 G3 |
| Juan Samuel, R (1, 8)<br>OBP: 0.309, SLG: 0.363   | 2-1 G6-3 |          | 2-2 G6-3 |                 | 0-0 G3-1<br>2-3    |        | 1-2 F8   |                     |        |
| Howard Johnson, S (1, 5)<br>OBP: 0.381, SLG: 0.604  | 1-0 HR   |          | 4-2 BB   |                 | 4-1 BB             |        | 0-0 F8   |                     |        |
| Darryl Strawberry, L (1, 9)<br>OBP: 0.323, SLG: 0.517   | 1-2 G6-3 |          | 0-0 F8   |                 | 0-3 K              |        | 0-0 F9   |                     |        |
| Kevin McReynolds, R (1, 7)<br>OBP: 0.339, SLG: 0.458  |          | 3-2 HR   |          | 2-1 F8          |                    | 2-3 K  |          | 1-1 F8              |        |
| Dave Magadan, L (1, 3)<br>OBP: 0.366, SLG: 0.405  |          | 1-2 G6-3 |          | 1-2 L6          |                    | 3-3 K  |          | 0-0 1B<br>2B        |        |
| Mackey Sasser, L (1, 2)<br>OBP: 0.318, SLG: 0.410<br>Keith Miller, R (9, PR)<br>OBP: 0.238, SLG: 0.275  |          | 1-1 2B   |          | 1-0 F7          |                    | 0-1 1B |          | 0-0 SH3-4<br>2-H 1B |        |
| Kevin Elster, R (1, 6)<br>OBP: 0.289, SLG: 0.355  |          | 0-1 L7   |          | 0-2 SH2-4<br>1B |                    | 0-2 L9 |          | 0-1 SH3-4           |        |
| Sid Fernandez, L (1, 1)<br>OBP: 0.212, SLG: 0.220<br>Don Aase, R (7, 1)<br>Jeff Innis, R (9, 1)<br>Keith Hernandez, L (9, PH)<br>OBP: 0.343, SLG: 0.361 |          | 0-0 G3   |          | 1-0 SH2-4<br>1B |                    |        | 0-2 G6-3 |                     | 1-2 P6 |

| Inning Stats | R: 1 | H: 1 | E: 0 | K: 0 | S: 9  | LOB: 0 | BB: 0 | P: 15 |
|--------------|------|------|------|------|-------|--------|-------|-------|
|              | R: 1 | H: 2 | E: 0 | K: 0 | S: 13 | LOB: 1 | BB: 0 | P: 18 |
|              | R: 0 | H: 0 | E: 0 | K: 1 | S: 10 | LOB: 1 | BB: 1 | P: 17 |
|              | R: 0 | H: 0 | E: 0 | K: 0 | S: 7  | LOB: 0 | BB: 0 | P: 11 |
|              | R: 1 | H: 2 | E: 0 | K: 1 | S: 11 | LOB: 2 | BB: 1 | P: 16 |
|              | R: 0 | H: 1 | E: 0 | K: 2 | S: 12 | LOB: 1 | BB: 0 | P: 17 |
|              | R: 0 | H: 0 | E: 0 | K: 0 | S: 8  | LOB: 0 | BB: 0 | P: 10 |
|              | R: 0 | H: 0 | E: 0 | K: 0 | S: 4  | LOB: 0 | BB: 0 | P: 5  |
|              | R: 1 | H: 2 | E: 0 | K: 0 | S: 10 | LOB: 2 | BB: 0 | P: 11 |

| PITCHER                               | IP  | WLS | BF | H | R | ER | SO | BB | IBB | HBP | BLK | WP | HR | S  | P  | ERA  | WHIP  |
|---------------------------------------|-----|-----|----|---|---|----|----|----|-----|-----|-----|----|----|----|----|------|-------|
| Ramon Martinez, R (1, 1)<br>ERA: 3.81 | 4.2 |     | 21 | 5 | 3 | 3  | 1  | 2  | 0   | 0   | 0   | 0  | 2  | 47 | 74 | 5.79 | 1.500 |
| Ray Seavage, L (5, 1)<br>ERA: 3.41    | 1.1 |     | 5  | 1 | 0 | 0  | 3  | 0  | 0   | 0   | 0   | 0  | 0  | 15 | 20 | 0.00 | 0.750 |
| Alejandro Pena, R (7, 1)<br>ERA: 2.51 | 2.0 | W   | 6  | 0 | 0 | 0  | 0  | 0  | 0   | 0   | 0   | 0  | 0  | 12 | 15 | 0.00 | 0.000 |
| Jay Howell, R (9, 1)<br>ERA: 0.83     | 1.0 | S   | 5  | 2 | 1 | 1  | 0  | 0  | 0   | 0   | 0   | 0  | 0  | 10 | 11 | 9.00 | 2.000 |

San Francisco Giants @ New York Mets  
 Shea Stadium, Flushing, NY  
 Mon Aug 21 1989, 7:05 PM EDT  
 Att. 41,200 - Unknown - 84 F

livebaseballscorecards.com

|     |    |
|-----|----|
| AB  | 34 |
| R   | 1  |
| H   | 7  |
| RBI | 1  |
| BB  | 0  |
| SO  | 11 |
| LOB | 14 |



|     |   |     |    |
|-----|---|-----|----|
| WP: | 0 | PA: | 34 |
| PB: | 0 |     |    |
| SB: | 1 |     |    |
| CS: | 0 |     |    |

| AB | R | H | RBI | BB | SO | LOB |
|----|---|---|-----|----|----|-----|
| 4  | 0 | 0 | 0   | 0  | 1  | 1   |
| 3  | 0 | 2 | 0   | 0  | 1  | 1   |
| 0  | 0 | 0 | 0   | 0  | 0  | 0   |
| 4  | 0 | 1 | 0   | 0  | 1  | 2   |
| 4  | 0 | 1 | 0   | 0  | 2  | 2   |
| 4  | 0 | 0 | 0   | 0  | 1  | 2   |
| 3  | 0 | 0 | 0   | 0  | 2  | 0   |
| 1  | 0 | 0 | 0   | 0  | 1  | 2   |
| 3  | 0 | 1 | 0   | 0  | 1  | 0   |
| 1  | 0 | 0 | 0   | 0  | 0  | 2   |
| 3  | 0 | 0 | 0   | 0  | 0  | 1   |
| 2  | 0 | 1 | 0   | 0  | 1  | 1   |
| 0  | 0 | 0 | 0   | 0  | 0  | 0   |
| 1  | 1 | 1 | 1   | 0  | 0  | 0   |
| 1  | 0 | 0 | 0   | 0  | 0  | 0   |

| Batter  | 1         | 2 | 3        | 4 | 5                 | 6           | 7 | 8           | 9 |
|---|-----------|---|----------|---|-------------------|-------------|---|-------------|---|
| <b>Brett Butler, L</b> (1, 8)<br>OBP: 0.346, SLG: 0.358     | 1-1<br>G3 |   | 3-3<br>K |   |                   | 1-0<br>F7   |   | 2-1<br>B1-3 |   |
| <b>Robby Thompson, R</b> (1, 4)<br>OBP: 0.320, SLG: 0.411   | 2-1<br>1B |   | 0-3<br>K |   |                   | 0-0<br>1B   |   | 0-0<br>G3   |   |
| <b>Steve Bedrosian, R</b> (8, 1)<br>OBP: 0.333, SLG: 0.333  |           |   |          |   |                   |             |   |             |   |
| <b>Will Clark, L</b> (1, 3)<br>OBP: 0.414, SLG: 0.556       | 2-2<br>P5 |   |          |   | 1-0<br>L8         | 0-3<br>K    |   | 1-0<br>1B   |   |
| <b>Kevin Mitchell, R</b> (1, 7)<br>OBP: 0.398, SLG: 0.669   | 0-3<br>K  |   |          |   | 1-0<br>L7         | 1-3<br>K    |   | 0-0<br>1B   |   |
| <b>Matt Williams, R</b> (1, 5)<br>OBP: 0.255, SLG: 0.459    |           |   |          |   | 1-1<br>F9         | 0-0<br>F7   |   | 1-1<br>F7   |   |
| <b>Ernest Riles, L</b> (1, 9)<br>OBP: 0.327, SLG: 0.402     |           |   |          |   | 1-2<br>G3         | 1-3<br>K    |   | 0-3<br>K    |   |
| <b>Greg Litton, R</b> (9, PH)<br>OBP: 0.319, SLG: 0.468     |           |   |          |   |                   |             |   |             |   |
| <b>Terry Kennedy, L</b> (1, 2)<br>OBP: 0.323, SLG: 0.341    |           |   |          |   | 0-1<br>G4-3<br>2B | 0-0<br>P6   |   | 0-2<br>F9   |   |
| <b>Candy Maldonado, R</b> (9, PH)<br>OBP: 0.297, SLG: 0.364 |           |   |          |   |                   |             |   |             |   |
| <b>Jose Uribe, S</b> (1, 6)<br>OBP: 0.274, SLG: 0.287       |           |   |          |   | 1-1<br>G6-3       | 1-1<br>G4-3 |   | 2-2<br>P5   |   |
| <b>Michael LaCoss, R</b> (1, 1)<br>OBP: 0.176, SLG: 0.133   |           |   |          |   | 0-0<br>2B         | 1-3<br>K    |   | 0-0<br>HR   |   |
| <b>Randy McCament, R</b> (6, 1)<br>OBP: 0.333, SLG: 0.333   |           |   |          |   |                   |             |   |             |   |
| <b>Pat Sheridan, L</b> (6, 9)<br>OBP: 0.309, SLG: 0.348     |           |   |          |   |                   |             |   |             |   |
| <b>Ken Oberkfell, L</b> (8, PH)<br>OBP: 0.308, SLG: 0.370   |           |   |          |   |                   |             |   |             |   |

| Inning Stats | R: 0  | H: 1   | R: 0  | H: 0   | R: 0 | H: 1   | R: 0 | H: 1   | R: 0  | H: 0   | R: 0 | H: 1   | R: 0 | H: 1   | R: 1 | H: 1   | R: 0  | H: 2   |
|--------------|-------|--------|-------|--------|------|--------|------|--------|-------|--------|------|--------|------|--------|------|--------|-------|--------|
|              | E: 0  | LOB: 1 | E: 0  | LOB: 0 | E: 0 | LOB: 0 | E: 0 | LOB: 1 | E: 0  | LOB: 0 | E: 0 | LOB: 1 | E: 0 | LOB: 0 | E: 0 | LOB: 0 | E: 0  | LOB: 2 |
|              | K: 1  | BB: 0  | K: 3  | BB: 0  | K: 2 | BB: 0  | K: 1 | BB: 0  | K: 1  | BB: 0  | K: 1 | BB: 0  | K: 1 | BB: 0  | K: 1 | BB: 0  | K: 1  | BB: 0  |
|              | S: 11 | P: 16  | S: 10 | P: 15  | S: 9 | P: 13  | S: 4 | P: 7   | S: 10 | P: 13  | S: 9 | P: 11  | S: 5 | P: 6   | S: 8 | P: 12  | S: 10 | P: 12  |

| PITCHER                                   | IP  | WLS | BF | H | R | ER | SO | BB | IBB | HBP | BLK | WP | HR | S  | P  | ERA  | WHIP  |
|---|-----|-----|----|---|---|----|----|----|-----|-----|-----|----|----|----|----|------|-------|
| <b>Ron Darling, R</b> (1, 1)<br>ERA: 3.49 | 8.1 | W   | 32 | 7 | 1 | 1  | 10 | 0  | 0   | 0   | 0   | 0  | 1  | 70 | 99 | 1.08 | 0.840 |
| <b>Randy Myers, L</b> (9, 1)<br>ERA: 1.7  | 0.2 | S   | 2  | 0 | 0 | 0  | 1  | 0  | 0   | 0   | 0   | 0  | 0  | 6  | 6  | 0.00 | 0.000 |





| Batter   | 1  | 2   | 3   | 4   | 5   | 6   | 7   | 8  | 9   | AB R H RBI BB SO LOB   | TOP  |                |   |
|--|--|---|---|---|---|---|---|--|---|--|--|----------------|---|
| <b>Brett Butler, L</b> (1, 8)<br>OBP: 0.345, SLG: 0.357    | 2-2<br>G6-3  |   | 1-1<br>3B<br>1B   |   | 3-3<br>K  |   | 1-2<br>F7   |  |   | 4 1 1 0 0 1 1  |  |                |   |
| <b>Robby Thompson, R</b> (1, 4)<br>OBP: 0.323, SLG: 0.417  | 0-3<br>K   |   | 1-1<br>1-H<br>3B  |   |   | 0-0<br>1B<br>HR<br>1B   |   | 4-0<br>BB  |   | 3 1 2 1 1 1 0  |  |                |   |
| <b>Will Clark, L</b> (1, 3)<br>OBP: 0.413, SLG: 0.553      | 3-1<br>F7  |   | 2-3<br>K  |   |   | 1-0<br>1-2<br>HR<br>1B  |   | 0-1<br>F7  |   | 4 1 1 0 0 1 2  |  |                |   |
| <b>Kevin Mitchell, R</b> (1, 7)<br>OBP: 0.397, SLG: 0.672  |  | 2-3<br>K<br>CS<br>E   |   | 2-3<br>K  |   | 1-2<br>1-H<br>2-H<br>HR   |   | 1-1<br>F7  |   | 4 1 1 3 0 2 1  |  |                |   |
| <b>Matt Williams, R</b> (1, 6)<br>OBP: 0.249, SLG: 0.447   |  | 0-2<br>E5<br>CS   |   | 0-3<br>K  |   | 1-2<br>P3   |   | 0-0<br>F7  |   | 4 0 0 0 0 1 2  |  |                |   |
| <b>Greg Litton, R</b> (1, 5)<br>OBP: 0.309, SLG: 0.452     |  | 3-3<br>K<br>1-2<br>2-3  |   | 2-3<br>K  |   | 2-0<br>G6-3   |   |  | 0-3<br>K  | 4 0 0 0 0 3 2  |  |                |   |
| <b>Candy Maldonado, R</b> (1, 9)<br>OBP: 0.299, SLG: 0.378 |  | 1-3<br>K  |   |   | 3-2<br>G6-3<br>2B   |   | 2-3<br>K  |  | 2-1<br>HR   | 4 1 2 1 0 2 1  |  |                |   |
| <b>Kirt Manwaring, R</b> (1, 2)<br>OBP: 0.264, SLG: 0.253  |  |   | 2-2<br>F8   |   | 3-2<br>G6-3   |   | 1-0<br>G4-3   |  | 2-2<br>G4-3   | 4 0 0 0 0 0 1  |  |                |   |
| <b>Bob Knepper, L</b> (1, 1)<br>OBP: 0.348, SLG: 0.421     |  |   | 3-3<br>K  |   | 0-0<br>F8   |   | 0-0<br>G3-1   |  | 0-0<br>G1   | 4 0 0 0 0 1 1  |  |                |   |
| <b>Inning Stats</b>  | R: 0<br>E: 0<br>K: 1<br>S: 9<br>H: 0<br>LOB: 0<br>BB: 0<br>P: 14 | R: 0<br>E: 1<br>K: 3<br>S: 12<br>H: 0<br>LOB: 1<br>BB: 0<br>P: 18 | R: 1<br>E: 0<br>K: 2<br>S: 13<br>H: 2<br>LOB: 1<br>BB: 0<br>P: 22 | R: 0<br>E: 0<br>K: 3<br>S: 10<br>H: 0<br>LOB: 0<br>BB: 0<br>P: 14 | R: 0<br>E: 0<br>K: 1<br>S: 13<br>H: 1<br>LOB: 1<br>BB: 0<br>P: 22 | R: 3<br>E: 0<br>K: 1<br>S: 14<br>H: 3<br>LOB: 0<br>BB: 0<br>P: 21 | R: 0<br>E: 0<br>K: 0<br>S: 6<br>H: 0<br>LOB: 0<br>BB: 0<br>P: 8 | R: 0<br>E: 0<br>K: 0<br>S: 5<br>H: 0<br>LOB: 1<br>BB: 1<br>P: 10 | R: 1<br>E: 0<br>K: 1<br>S: 11<br>H: 1<br>LOB: 0<br>BB: 0<br>P: 15 | 1B: 3<br>2B: 2<br>3B: 1<br>HR: 2<br>SF: 0<br>SAC: 0<br>DP: 1<br>HBP: 0 | WP: 1<br>PB: 0<br>SB: 0<br>CS: 2<br>PA: 36 |                |   |
| <b>PITCHER</b>   | IP WLS BF H R ER SO BB IBB HBP BLK WP HR S P ERA WHIP            |   |   |   |   |   |   |  |   |  |  | <b>PITCHER</b> | IP WLS BF H R ER SO BB IBB HBP BLK WP HR S P ERA WHIP |
| <b>Frank Viola, L</b> (1, 1)<br>ERA: 3.72                  | 8.0 L 32 6 4 4 11 1 0 0 0 1 1 82 129 4.50 0.875                  |   |   |   |   |   |   |  |   |  |  |                |   |
| <b>Jeff Innis, R</b> (9, 1)<br>ERA: 2.83                   | 1.0 4 1 1 1 1 0 0 0 0 0 1 11 15 9.00 1.000                       |   |   |   |   |   |   |  |   |  |  |                |   |

**San Francisco Giants @ New York Mets**  
 Shea Stadium, Flushing, NY  
 Tue Aug 22 1989, 7:05 PM EDT  
 Att. 48,249 - Unknown - 79 F

[livebaseballscorecards.com](http://livebaseballscorecards.com)

|            |    |
|------------|----|
| <b>AB</b>  | 35 |
| <b>R</b>   | 5  |
| <b>H</b>   | 7  |
| <b>RBI</b> | 5  |
| <b>BB</b>  | 1  |
| <b>SO</b>  | 12 |
| <b>LOB</b> | 11 |



| Batter   | 1               | 2           | 3                         | 4         | 5           | 6                    | 7           | 8                    | 9         | AB | R | H | RBI | BB | SO | LOB |
|--|-----------------|-------------|---------------------------|-----------|-------------|----------------------|-------------|----------------------|-----------|----|---|---|-----|----|----|-----|
| Gregg Jefferies, S<br>OBP: 0.291, SLG: 0.343<br>(1, 4)   | 2-3<br>K<br>1B  |             | 0-0<br>BB<br>1B           |           |             | 1-1<br>G4-3          |             | 3-2<br>FC6-4<br>1B   |           | 4  | 0 | 2 | 0   | 0  | 1  | 0   |
| Juan Samuel, R<br>OBP: 0.310, SLG: 0.360<br>(1, 8)       | 2-2<br>E8<br>1B |             | 4-0<br>FC5-4<br>1-2<br>BB |           |             | 4-1<br>1B<br>S<br>BB |             | 2-0<br>F9            |           | 2  | 0 | 1 | 0   | 2  | 0  | 1   |
| Howard Johnson, S<br>OBP: 0.379, SLG: 0.600<br>(1, 5)    | 0-1<br>F9       |             | 1-0<br>FC5-4<br>1-2f      |           |             | 2-2<br>P5<br>1-2     |             | 0-0<br>FC6-4<br>1-2f |           | 4  | 0 | 0 | 0   | 0  | 0  | 5   |
| Darryl Strawberry, L<br>OBP: 0.324, SLG: 0.513<br>(1, 9) | 1-1<br>G3-1     |             |                           | 1-3<br>K  |             | 0-1<br>1B            |             | 1-2<br>F8            |           | 4  | 0 | 1 | 0   | 0  | 1  | 1   |
| Kevin McReynolds, R<br>OBP: 0.335, SLG: 0.452<br>(1, 7)  |                 | 3-2<br>G4-3 |                           | 0-0<br>F7 |             | 2-0<br>L5            |             | 1-2<br>F7            |           | 4  | 0 | 0 | 0   | 0  | 0  | 2   |
| Tim Teufel, R<br>OBP: 0.340, SLG: 0.305<br>(1, 3)        |                 | 0-0<br>G5-3 |                           | 2-2<br>L7 |             |                      | 2-1<br>P3   |                      | 1-0<br>F8 |    | 4 | 0 | 0   | 0  | 0  | 0   |
| Gary Carter, R<br>OBP: 0.218, SLG: 0.228<br>(1, 2)       |                 | 1-0<br>G6-3 |                           |           | 0-0<br>G6-3 |                      | 3-2<br>L7   |                      |           | 3  | 0 | 0 | 0   | 0  | 0  | 0   |
| Kevin Elster, R<br>OBP: 0.289, SLG: 0.359<br>(1, 6)      |                 |             | 1-1<br>G5-3               |           | 2-0<br>F7   |                      | 2-1<br>G6-3 |                      |           | 3  | 0 | 0 | 0   | 0  | 0  | 0   |
| Frank Viola, L<br>(1, 1)                                 |                 |             | 0-1<br>P4                 |           | 1-2<br>G6-3 |                      |             | 1-0<br>G3            |           | 2  | 0 | 0 | 0   | 0  | 0  | 0   |
| Mark Carreon, R<br>OBP: 0.329, SLG: 0.494<br>(8, PH)     |                 |             |                           |           |             |                      |             |                      |           | 1  | 0 | 0 | 0   | 0  | 0  | 0   |
| Jeff Innis, R<br>(9, 1)                                  |                 |             |                           |           |             |                      |             |                      |           | 0  | 0 | 0 | 0   | 0  | 0  | 0   |

| Inning Stats                                     | R: 0 | H: 1 | E: 1 | K: 1 | S: 14 | LOB: 1 | BB: 0 | P: 19 | R: 0 | H: 0 | E: 0 | K: 0 | S: 5 | LOB: 0 | BB: 0 | P: 9 | R: 0 | H: 1 | E: 0 | K: 0 | S: 6 | LOB: 2 | BB: 1 | P: 12 | R: 0 | H: 0 | E: 0 | K: 1 | S: 8 | LOB: 0 | BB: 0 | P: 11 | R: 0 | H: 0 | E: 0 | K: 0 | S: 5 | LOB: 0 | BB: 0 | P: 8 | R: 0 | H: 1 | E: 0 | K: 0 | S: 9 | LOB: 2 | BB: 1 | P: 18 | R: 0 | H: 0 | E: 0 | K: 0 | S: 7 | LOB: 0 | BB: 0 | P: 14 | R: 0 | H: 1 | E: 0 | K: 0 | S: 8 | LOB: 1 | BB: 0 | P: 14 | R: 0 | H: 0 | E: 0 | K: 0 | S: 7 | LOB: 0 | BB: 0 | P: 10 | 1B: 4 | 2B: 0 | 3B: 0 | HR: 0 | SF: 0 | SAC: 0 | DP: 0 | HBP: 0 | WP: 0 | PB: 0 | SB: 1 | CS: 0 | PA: 33 |
|--|------|------|------|------|-------|--------|-------|-------|------|------|------|------|------|--------|-------|------|------|------|------|------|------|--------|-------|-------|------|------|------|------|------|--------|-------|-------|------|------|------|------|------|--------|-------|------|------|------|------|------|------|--------|-------|-------|------|------|------|------|------|--------|-------|-------|------|------|------|------|------|--------|-------|-------|------|------|------|------|------|--------|-------|-------|-------|-------|-------|-------|-------|--------|-------|--------|-------|-------|-------|-------|--------|
| PITCHER<br>Bob Knepper, L<br>ERA: 5.14<br>(1, 1) | IP   | WLS  | BF   | H    | R     | ER     | SO    | BB    | IBB  | HBP  | BLK  | WP   | HR   | S      | P     | ERA  | WHIP | IP   | WLS  | BF   | H    | R      | ER    | SO    | BB   | IBB  | HBP  | BLK  | WP   | HR     | S     | P     | ERA  | WHIP |      |      |      |        |       |      |      |      |      |      |      |        |       |       |      |      |      |      |      |        |       |       |      |      |      |      |      |        |       |       |      |      |      |      |      |        |       |       |       |       |       |       |       |        |       |        |       |       |       |       |        |

BOTTOM

San Francisco Giants @ New York Mets  
Shea Stadium, Flushing, NY  
Tue Aug 22 1989, 7:05 PM EDT  
Att: 48,249 - Unknown - 79 F

livebaseballscorecards.com

|     |    |
|-----|----|
| AB  | 31 |
| R   | 0  |
| H   | 4  |
| RBI | 0  |
| BB  | 2  |
| SO  | 2  |
| LOB | 9  |



| Batter  | 1   | 2                                | 3                             | 4                                | 5                             | 6                                | 7                            | 8                               | 9                             | AB R H RBI BB SO LOB             | TOP                          |                                  |                               |   |                               |                                  |                              |                                  |                                  |                                    |                                  |        |
|---|---|----------------------------------|-------------------------------|----------------------------------|-------------------------------|----------------------------------|------------------------------|---------------------------------|-------------------------------|----------------------------------|------------------------------|----------------------------------|-------------------------------|---|-------------------------------|----------------------------------|------------------------------|----------------------------------|----------------------------------|------------------------------------|----------------------------------|--------|
| <b>Brett Butler, L</b> (1, 8)<br>OBP: 0.344, SLG: 0.356     | 1-2<br>E6<br>1B                                       |                                  | 1-2<br>L4                     |                                  | 0-1<br>S<br>WP<br>1B          |                                  | 1-2<br>G1-3                  |                                 | 2-2<br>CS                     | 4 2 1 1 0 0 1                    |                              |                                  |                               |   |                               |                                  |                              |                                  |                                  |                                    |                                  |        |
| <b>Robby Thompson, R</b> (1, 4)<br>OBP: 0.324, SLG: 0.416   | 3-3<br>K  |                                  | 1-3<br>K                      |                                  | 4-2<br>WP<br>BB               |                                  |                              | 4-1<br>FC3-6<br>BB              |                               | 2 0 0 0 2 2 1                    |                              |                                  |                               |   |                               |                                  |                              |                                  |                                  |                                    |                                  |        |
| <b>Will Clark, L</b> (1, 3)<br>OBP: 0.411, SLG: 0.551       | 1-2<br>FC4-6<br>1B                                    |                                  |                               | 0-0<br>G3                        | 2-2<br>G4-3                   |                                  |                              | 0-0<br>FC3-6<br>2B              |                               | 4 1 1 1 0 0 2                    |                              |                                  |                               |   |                               |                                  |                              |                                  |                                  |                                    |                                  |        |
| <b>Kevin Mitchell, R</b> (1, 7)<br>OBP: 0.394, SLG: 0.666   | 2-3<br>K  |                                  |                               | 0-1<br>F9                        |                               | 1-2<br>F7                        |                              | 2-3<br>K                        |                               | 4 0 0 0 0 2 2                    |                              |                                  |                               |   |                               |                                  |                              |                                  |                                  |                                    |                                  |        |
| <b>Matt Williams, R</b> (1, 5)<br>OBP: 0.254, SLG: 0.473    | 0-1<br>FC4-6<br>1-2f                                  |                                  |                               | 0-0<br>HR                        |                               | 2-3<br>K                         |                              | 0-0<br>WP<br>1-H<br>2B          |                               | 4 1 2 2 0 1 1                    |                              |                                  |                               |   |                               |                                  |                              |                                  |                                  |                                    |                                  |        |
| <b>Pat Sheridan, L</b> (1, 9)                               |   | 1-3<br>K                         |                               | 1-1<br>P2                        |                               | 1-1<br>G3-1                      |                              | 3-2<br>G3-1                     |                               | 4 0 0 0 0 1 1                    |                              |                                  |                               |   |                               |                                  |                              |                                  |                                  |                                    |                                  |        |
| <b>Terry Kennedy, L</b> (1, 2)<br>OBP: 0.319, SLG: 0.336    |   | 1-3<br>K                         |                               |                                  | 1-2<br>L9                     |                                  | 1-2<br>G4-3                  |                                 | 0-0<br>L8                     | 4 0 0 0 0 1 0                    |                              |                                  |                               |   |                               |                                  |                              |                                  |                                  |                                    |                                  |        |
| <b>Jose Uribe, S</b> (1, 6)<br>OBP: 0.274, SLG: 0.287       |   | 3-2<br>G6-3                      |                               |                                  | 2-0<br>SH1-4<br>1B            |                                  | 0-0<br>P5                    |                                 | 0-2<br>P3                     | 4 1 1 0 0 0 0                    |                              |                                  |                               |   |                               |                                  |                              |                                  |                                  |                                    |                                  |        |
| <b>Rick Reuschel, R</b> (1, 1)<br>OBP: 0.245, SLG: 0.167    |   |                                  | 1-3<br>K                      |                                  | 1-2<br>SH1-4                  |                                  | 4-2<br>BB                    |                                 | 4-1<br>CS<br>BB               | 1 0 0 0 1 1 0                    |                              |                                  |                               |   |                               |                                  |                              |                                  |                                  |                                    |                                  |        |
| <b>Donell Nixon, R</b> (7, PR)<br>OBP: 0.303, SLG: 0.257    |   |                                  |                               |                                  |                               |                                  |                              |                                 |                               | 0 0 0 0 0 0 0                    |                              |                                  |                               |   |                               |                                  |                              |                                  |                                  |                                    |                                  |        |
| <b>Craig Lefferts, L</b> (7, 1)                             |   |                                  |                               |                                  |                               |                                  |                              |                                 |                               | 0 0 0 0 0 0 0                    |                              |                                  |                               |   |                               |                                  |                              |                                  |                                  |                                    |                                  |        |
| <b>Candy Maldonado, R</b> (9, PH)<br>OBP: 0.301, SLG: 0.378 |   |                                  |                               |                                  |                               |                                  |                              |                                 |                               | 0 0 0 0 1 0 0                    |                              |                                  |                               |   |                               |                                  |                              |                                  |                                  |                                    |                                  |        |
| <b>Steve Bedrosian, R</b> (9, 1)<br>OBP: 0.333, SLG: 0.333  |   |                                  |                               |                                  |                               |                                  |                              |                                 |                               | 0 0 0 0 0 0 0                    |                              |                                  |                               |   |                               |                                  |                              |                                  |                                  |                                    |                                  |        |
| <b>Inning Stats</b>   | R: 1<br>E: 1<br>K: 2<br>S: 14                         | H: 1<br>LOB: 1<br>BB: 0<br>P: 21 | R: 0<br>E: 0<br>K: 2<br>S: 10 | H: 0<br>LOB: 0<br>BB: 0<br>P: 15 | R: 0<br>E: 0<br>K: 2<br>S: 11 | H: 0<br>LOB: 0<br>BB: 0<br>P: 14 | R: 1<br>E: 0<br>K: 0<br>S: 6 | H: 1<br>LOB: 0<br>BB: 0<br>P: 7 | R: 2<br>E: 0<br>K: 0<br>S: 16 | H: 2<br>LOB: 1<br>BB: 1<br>P: 26 | R: 0<br>E: 0<br>K: 1<br>S: 9 | H: 0<br>LOB: 0<br>BB: 0<br>P: 13 | R: 0<br>E: 0<br>K: 0<br>S: 13 | H: 0<br>LOB: 1<br>BB: 1<br>P: 19                      | R: 1<br>E: 0<br>K: 1<br>S: 10 | H: 1<br>LOB: 1<br>BB: 1<br>P: 19 | R: 0<br>E: 0<br>K: 0<br>S: 7 | H: 0<br>LOB: 0<br>BB: 1<br>P: 13 | 1B: 3<br>2B: 1<br>3B: 0<br>HR: 1 | SF: 0<br>SAC: 1<br>DP: 0<br>HBP: 0 | WP: 2<br>PB: 0<br>SB: 2<br>CS: 1 | PA: 37 |
| <b>PITCHER</b>  | IP WLS BF H R ER SO BB IBB HBP BLK WP HR S P ERA WHIP |                                  |                               |                                  |                               |                                  |                              |                                 |                               |                                  |                              |                                  | <b>PITCHER</b>                | IP WLS BF H R ER SO BB IBB HBP BLK WP HR S P ERA WHIP |                               |                                  |                              |                                  |                                  |                                    |                                  |        |
| <b>David Cone, R</b> (1, 1)<br>ERA: 3.66                    | 7.2 L 32 5 5 4 8 3 0 0 0 0 1 1 86 128 4.70 1.043      |                                  |                               |                                  |                               |                                  |                              |                                 |                               |                                  |                              |                                  |                               |   |                               |                                  |                              |                                  |                                  |                                    |                                  |        |
| <b>Jeff Musselman, L</b> (8, 1)<br>ERA: 5.96                | 0.1 1 0 0 0 0 0 0 0 0 0 1 0 3 6 0.00 0.000            |                                  |                               |                                  |                               |                                  |                              |                                 |                               |                                  |                              |                                  |                               |   |                               |                                  |                              |                                  |                                  |                                    |                                  |        |
| <b>Randy Myers, L</b> (9, 1)<br>ERA: 1.67                   | 1.0 3 0 0 0 0 0 1 0 0 0 0 0 7 13 0.00 1.000           |                                  |                               |                                  |                               |                                  |                              |                                 |                               |                                  |                              |                                  |                               |   |                               |                                  |                              |                                  |                                  |                                    |                                  |        |

**San Francisco Giants @ New York Mets**  
 Shea Stadium, Flushing, NY  
 Wed Aug 23 1989, 3:33 AM EDT  
 Att. 43,694 - Sunny

[livebaseballscorecards.com](http://livebaseballscorecards.com)

|            |           |
|------------|-----------|
| <b>AB</b>  | <b>31</b> |
| <b>R</b>   | <b>5</b>  |
| <b>H</b>   | <b>5</b>  |
| <b>RBI</b> | <b>4</b>  |
| <b>BB</b>  | <b>4</b>  |
| <b>SO</b>  | <b>8</b>  |
| <b>LOB</b> | <b>8</b>  |



| Batter   | 1                     | 2         | 3           | 4               | 5         | 6                     | 7         | 8         | 9 | AB | R | H | RBI | BB | SO | LOB |
|--|-----------------------|-----------|-------------|-----------------|-----------|-----------------------|-----------|-----------|---|----|---|---|-----|----|----|-----|
| Gregg Jefferies, S (1, 4)<br>OBP: 0.294, SLG: 0.345<br>Tim Teufel, R (7, 4)<br>OBP: 0.338, SLG: 0.303  | 1-0<br>G6-4-3<br>1B   |           | 0-2<br>P6   |                 |           | 1-1<br>F9 G5-3<br>1B  |           | 3-1<br>L5 |   | 3  | 0 | 2 | 0   | 0  | 0  | 1   |
| Keith Miller, R (1, 8)<br>OBP: 0.227, SLG: 0.262   | 3-1<br>G6-4-3<br>1-2f |           |             | 0-0<br>E5<br>BB |           | 0-0<br>G5-3           |           | 3-3<br>K  |   | 4  | 0 | 0 | 0   | 0  | 1  | 2   |
| Howard Johnson, S (1, 5)<br>OBP: 0.376, SLG: 0.594   | 1-0<br>P5             |           |             | 0-0<br>L7       |           | 1-1<br>F9             |           | 0-0<br>F9 |   | 4  | 0 | 0 | 0   | 0  | 0  | 2   |
| Darryl Strawberry, L (1, 9)<br>OBP: 0.321, SLG: 0.508  |                       | 1-3<br>K  |             | 0-0<br>F8       |           | 1-2<br>G4-3           |           | 3-2<br>F9 |   | 4  | 0 | 0 | 0   | 0  | 1  | 2   |
| Kevin McReynolds, R (1, 7)<br>OBP: 0.337, SLG: 0.451   |                       | 0-0<br>F7 |             | 4-0<br>BB       |           | 1-1<br>G4-6-3<br>1B   |           | 0-3<br>K  |   | 3  | 0 | 1 | 0   | 1  | 1  | 0   |
| Dave Magadan, L (1, 3)<br>OBP: 0.361, SLG: 0.397   |                       | 1-0<br>F7 |             | 2-2<br>P5       |           | 2-1<br>G4-6-3<br>1-2f |           |           |   | 3  | 0 | 0 | 0   | 0  | 0  | 3   |
| Mackey Sasser, L (1, 2)<br>OBP: 0.314, SLG: 0.404<br>Barry Lyons, R (7, PH)<br>OBP: 0.286, SLG: 0.356 (8, 2)   |                       |           | 1-2<br>F9   |                 | 1-0<br>L9 |                       | 2-2<br>1B |           |   | 2  | 0 | 0 | 0   | 0  | 0  | 0   |
| Kevin Elster, R (1, 6)<br>OBP: 0.287, SLG: 0.356   |                       |           | 2-1<br>G6-3 |                 | 1-1<br>L9 |                       | 1-1<br>F8 |           |   | 3  | 0 | 0 | 0   | 0  | 0  | 1   |
| David Cone, L (1, 1)<br>OBP: 0.300, SLG: 0.310<br>Jeff Musselman, L (8, 1)<br>Mark Carreon, R (8, PH)<br>OBP: 0.325, SLG: 0.487<br>Randy Myers, L (9, 1) |                       |           | 0-1<br>1B   |                 | 0-3<br>K  |                       |           | 1-3<br>K  |   | 2  | 0 | 1 | 0   | 0  | 1  | 0   |


| Inning Stats | R: 0 | H: 1 | E: 0 | LOB: 0 | K: 0 | BB: 0 | S: 4 | P: 9 | R: 0 | H: 0 | E: 0 | LOB: 0 | K: 1 | BB: 0 | S: 5 | P: 7 | R: 0 | H: 1 | E: 0 | LOB: 1 | K: 0 | BB: 0 | S: 10 | P: 13 | R: 0 | H: 0 | E: 0 | LOB: 0 | K: 1 | BB: 0 | S: 6 | P: 8 | R: 0 | H: 1 | E: 0 | LOB: 1 | K: 0 | BB: 0 | S: 9 | P: 12 | R: 0 | H: 2 | E: 0 | LOB: 1 | K: 0 | BB: 0 | S: 10 | P: 16 | R: 0 | H: 0 | E: 0 | LOB: 0 | K: 2 | BB: 0 | S: 10 | P: 17 | R: 0 | H: 0 | E: 0 | LOB: 0 | K: 1 | BB: 0 | S: 10 | P: 13 | 1B: 5 | SF: 0 | 2B: 0 | SAC: 0 | 3B: 0 | DP: 2 | HR: 0 | HBP: 0 | WP: 0 | PA: 32 |
|--------------|------|------|------|--------|------|-------|------|------|------|------|------|--------|------|-------|------|------|------|------|------|--------|------|-------|-------|-------|------|------|------|--------|------|-------|------|------|------|------|------|--------|------|-------|------|-------|------|------|------|--------|------|-------|-------|-------|------|------|------|--------|------|-------|-------|-------|------|------|------|--------|------|-------|-------|-------|-------|-------|-------|--------|-------|-------|-------|--------|-------|--------|
|--------------|------|------|------|--------|------|-------|------|------|------|------|------|--------|------|-------|------|------|------|------|------|--------|------|-------|-------|-------|------|------|------|--------|------|-------|------|------|------|------|------|--------|------|-------|------|-------|------|------|------|--------|------|-------|-------|-------|------|------|------|--------|------|-------|-------|-------|------|------|------|--------|------|-------|-------|-------|-------|-------|-------|--------|-------|-------|-------|--------|-------|--------|

| PITCHER                                | IP  | WLS | BF | H | R | ER | SO | BB | IBB | HBP | BLK | WP | HR | S  | P  | ERA  | WHIP  |
|--|-----|-----|----|---|---|----|----|----|-----|-----|-----|----|----|----|----|------|-------|
| Rick Reuschel, R (1, 1)<br>ERA: 2.39   | 6.0 | W   | 22 | 3 | 0 | 0  | 2  | 1  | 0   | 0   | 0   | 0  | 0  | 40 | 61 | 0.00 | 0.667 |
| Craig Lefferts, L (7, 1)<br>ERA: 2.4   | 2.0 |     | 7  | 2 | 0 | 0  | 2  | 0  | 0   | 0   | 0   | 0  | 0  | 20 | 33 | 0.00 | 1.000 |
| Steve Bedrosian, R (9, 1)<br>ERA: 3.34 | 1.0 |     | 3  | 0 | 0 | 0  | 1  | 0  | 0   | 0   | 0   | 0  | 0  | 10 | 13 | 0.00 | 0.000 |

**BOTTOM**

**San Francisco Giants @ New York Mets**  
 Shea Stadium, Flushing, NY  
 Wed Aug 23 1989, 3:33 AM EDT  
 Att. 43,694 - Sunny

|            |           |
|------------|-----------|
| <b>AB</b>  | <b>31</b> |
| <b>R</b>   | <b>0</b>  |
| <b>H</b>   | <b>5</b>  |
| <b>RBI</b> | <b>0</b>  |
| <b>BB</b>  | <b>1</b>  |
| <b>SO</b>  | <b>5</b>  |
| <b>LOB</b> | <b>11</b> |



| PITCHER | IP | WLS | BF | H | R | ER | SO | BB | IBB | HBP | BLK | WP | HR | S | P | ERA | WHIP |
|---------|----|-----|----|---|---|----|----|----|-----|-----|-----|----|----|---|---|-----|------|
|---------|----|-----|----|---|---|----|----|----|-----|-----|-----|----|----|---|---|-----|------|

| Batter  | 1   | 2                                | 3                             | 4                                | 5                            | 6                                | 7                            | 8                                | 9                            | 10                               | 11                            | AB R H RBI BB SO LOB             | TOP                           |                                  |                               |                                  |                               |                                  |                               |                                  |                              |                                  |                                  |                                    |                                  |        |
|---|---|----------------------------------|-------------------------------|----------------------------------|------------------------------|----------------------------------|------------------------------|----------------------------------|------------------------------|----------------------------------|-------------------------------|----------------------------------|-------------------------------|----------------------------------|-------------------------------|----------------------------------|-------------------------------|----------------------------------|-------------------------------|----------------------------------|------------------------------|----------------------------------|----------------------------------|------------------------------------|----------------------------------|--------|
| <b>Gregg Jefferies, S</b><br>OBP: 0.295, SLG: 0.346<br>(1, 4)   | 2-2<br>1B   |                                  | 1-1<br>F7                     |                                  | 3-3<br>K                     |                                  |                              | 1-1<br>HR<br>1B                  | 0-3<br>K                     |                                  |                               | 5 1 2 0 0 2 2                    |                               |                                  |                               |                                  |                               |                                  |                               |                                  |                              |                                  |                                  |                                    |                                  |        |
| <b>Juan Samuel, R</b><br>OBP: 0.307, SLG: 0.356<br>(1, 8)       | 1-0<br>F8   |                                  | 2-3<br>K                      |                                  |                              | 2-2<br>F8                        |                              | 3-2<br>P4                        |                              | 2-2<br>G4-3                      |                               | 5 0 0 0 0 1 2                    |                               |                                  |                               |                                  |                               |                                  |                               |                                  |                              |                                  |                                  |                                    |                                  |        |
| <b>Howard Johnson, S</b><br>OBP: 0.378, SLG: 0.601<br>(1, 5)    | 1-3<br>K  |                                  | 2-3<br>K                      |                                  |                              | 3-2<br>1B                        |                              | 1-2<br>HR                        |                              | 0-1<br>1B                        |                               | 5 1 3 2 0 2 1                    |                               |                                  |                               |                                  |                               |                                  |                               |                                  |                              |                                  |                                  |                                    |                                  |        |
| <b>Darryl Strawberry, L</b><br>OBP: 0.317, SLG: 0.501<br>(1, 9) | 2-0<br>F8   |                                  |                               | 1-1<br>E1                        |                              | 2-1<br>F9                        |                              | 2-1<br>G4-3                      |                              | 3-2<br>F8                        |                               | 5 0 0 0 0 0 3                    |                               |                                  |                               |                                  |                               |                                  |                               |                                  |                              |                                  |                                  |                                    |                                  |        |
| <b>Kevin McReynolds, R</b><br>OBP: 0.333, SLG: 0.446<br>(1, 7)  |   | 1-1<br>E6<br>1B<br>SF7           |                               | 0-1<br>P4                        |                              | 1-1<br>F8                        |                              | 2-3<br>K                         |                              | 2-1<br>F8                        |                               | 5 1 0 0 0 1 3                    |                               |                                  |                               |                                  |                               |                                  |                               |                                  |                              |                                  |                                  |                                    |                                  |        |
| <b>Dave Magadan, L</b><br>OBP: 0.366, SLG: 0.397<br>(1, 3)      |   | 1-3<br>K                         |                               | 4-1<br>PO<br>BB                  |                              |                                  | 3-1<br>1B                    |                                  | 2-0<br>FC1-6<br>HBP          |                                  | 2-1<br>F9                     | 2 0 1 0 1 1 1                    |                               |                                  |                               |                                  |                               |                                  |                               |                                  |                              |                                  |                                  |                                    |                                  |        |
| <b>Keith Miller, R</b><br>OBP: 0.227, SLG: 0.262<br>(9, PR)     |   |                                  |                               |                                  |                              |                                  |                              |                                  |                              |                                  |                               | 0 0 0 0 0 0 0                    |                               |                                  |                               |                                  |                               |                                  |                               |                                  |                              |                                  |                                  |                                    |                                  |        |
| <b>Tim Teufel, R</b><br>OBP: 0.337, SLG: 0.302<br>(9, 3)        |   |                                  |                               |                                  |                              |                                  |                              |                                  |                              |                                  |                               | 1 0 0 0 0 0 0                    |                               |                                  |                               |                                  |                               |                                  |                               |                                  |                              |                                  |                                  |                                    |                                  |        |
| <b>Randy Myers, L</b><br>(11, 1)                                |   |                                  |                               |                                  |                              |                                  |                              |                                  |                              |                                  |                               | 0 0 0 0 0 0 0                    |                               |                                  |                               |                                  |                               |                                  |                               |                                  |                              |                                  |                                  |                                    |                                  |        |
| <b>Mackey Sasser, L</b><br>OBP: 0.314, SLG: 0.403<br>(1, 2)     |   | 1-0<br>FC6-4<br>1B               |                               | 1-2<br>F7                        |                              | 0-1<br>P5                        |                              | 1-2<br>FC1-6<br>1B               |                              | 0-0<br>1B                        |                               | 3 0 1 0 0 0 3                    |                               |                                  |                               |                                  |                               |                                  |                               |                                  |                              |                                  |                                  |                                    |                                  |        |
| <b>Barry Lyons, R</b><br>OBP: 0.289, SLG: 0.358<br>(9, PH)      |   |                                  |                               |                                  |                              |                                  |                              |                                  |                              |                                  |                               | 2 0 1 0 0 0 1                    |                               |                                  |                               |                                  |                               |                                  |                               |                                  |                              |                                  |                                  |                                    |                                  |        |
| <b>Kevin Elster, R</b><br>OBP: 0.286, SLG: 0.355<br>(1, 6)      |   | 1-2<br>SF7                       |                               | 2-0<br>PO                        |                              | 1-0<br>F9                        |                              | 2-1<br>F8                        |                              | 1-2<br>1B                        |                               | 4 0 1 1 0 0 2                    |                               |                                  |                               |                                  |                               |                                  |                               |                                  |                              |                                  |                                  |                                    |                                  |        |
| <b>Sid Fernandez, L</b><br>OBP: 0.294, SLG: 0.212<br>(7, PH)    |   |                                  |                               |                                  |                              |                                  |                              |                                  |                              |                                  |                               | 2 0 0 0 0 0 1                    |                               |                                  |                               |                                  |                               |                                  |                               |                                  |                              |                                  |                                  |                                    |                                  |        |
| <b>Keith Hernandez, L</b><br>OBP: 0.341, SLG: 0.358<br>(7, 1)   |   |                                  |                               |                                  |                              |                                  |                              |                                  |                              |                                  |                               | 1 0 0 0 0 0 1                    |                               |                                  |                               |                                  |                               |                                  |                               |                                  |                              |                                  |                                  |                                    |                                  |        |
| <b>Jeff Innis, R</b><br>(7, 1)                                  |   |                                  |                               |                                  |                              |                                  |                              |                                  |                              |                                  |                               | 0 0 0 0 0 0 0                    |                               |                                  |                               |                                  |                               |                                  |                               |                                  |                              |                                  |                                  |                                    |                                  |        |
| <b>Jeff Musselman, L</b><br>(8, 1)                              |   |                                  |                               |                                  |                              |                                  |                              |                                  |                              |                                  |                               | 0 0 0 0 0 0 0                    |                               |                                  |                               |                                  |                               |                                  |                               |                                  |                              |                                  |                                  |                                    |                                  |        |
| <b>Mark Carreon, R</b><br>OBP: 0.321, SLG: 0.481<br>(9, PH)     |   |                                  |                               |                                  |                              |                                  |                              |                                  |                              |                                  |                               | 1 0 0 0 0 0 1                    |                               |                                  |                               |                                  |                               |                                  |                               |                                  |                              |                                  |                                  |                                    |                                  |        |
| <b>Don Aase, R</b><br>(9, 1)                                    |   |                                  |                               |                                  |                              |                                  |                              |                                  |                              |                                  |                               | 0 0 0 0 0 0 0                    |                               |                                  |                               |                                  |                               |                                  |                               |                                  |                              |                                  |                                  |                                    |                                  |        |
| <b>Gary Carter, R</b><br>OBP: 0.216, SLG: 0.226<br>(11, PH)     |   |                                  |                               |                                  |                              |                                  |                              |                                  |                              |                                  |                               | 1 0 0 0 0 0 1                    |                               |                                  |                               |                                  |                               |                                  |                               |                                  |                              |                                  |                                  |                                    |                                  |        |
| <b>Inning Stats</b>   | R: 0<br>E: 0<br>K: 1<br>S: 9  | H: 1<br>LOB: 1<br>BB: 0<br>P: 15 | R: 1<br>E: 1<br>K: 1<br>S: 14 | H: 1<br>LOB: 1<br>BB: 0<br>P: 18 | R: 0<br>E: 0<br>K: 2<br>S: 8 | H: 0<br>LOB: 0<br>BB: 0<br>P: 13 | R: 0<br>E: 1<br>K: 0<br>S: 8 | H: 0<br>LOB: 1<br>BB: 1<br>P: 16 | R: 0<br>E: 0<br>K: 2<br>S: 8 | H: 0<br>LOB: 0<br>BB: 0<br>P: 12 | R: 0<br>E: 0<br>K: 0<br>S: 12 | H: 1<br>LOB: 1<br>BB: 0<br>P: 20 | R: 0<br>E: 0<br>K: 1<br>S: 14 | H: 1<br>LOB: 1<br>BB: 0<br>P: 14 | R: 2<br>E: 0<br>K: 1<br>S: 14 | H: 2<br>LOB: 0<br>BB: 0<br>P: 23 | R: 0<br>E: 0<br>K: 2<br>S: 14 | H: 1<br>LOB: 2<br>BB: 0<br>P: 20 | R: 0<br>E: 0<br>K: 0<br>S: 10 | H: 1<br>LOB: 1<br>BB: 0<br>P: 17 | R: 0<br>E: 0<br>K: 0<br>S: 9 | H: 1<br>LOB: 1<br>BB: 0<br>P: 14 | 1B: 8<br>2B: 0<br>3B: 0<br>HR: 1 | SF: 1<br>SAC: 0<br>DP: 0<br>HBP: 1 | WP: 0<br>PB: 0<br>SB: 0<br>CS: 0 | PA: 46 |
| <b>PITCHER</b>  | IP<br>WLS<br>BF<br>H<br>R<br>ER<br>SO<br>BB<br>IBB<br>HBP<br>BLK<br>WP<br>HR<br>S<br>P<br>ERA<br>WHIP |                                  |                               |                                  |                              |                                  |                              |                                  |                              |                                  |                               |                                  |                               |                                  |                               |                                  |                               |                                  |                               |                                  |                              |                                  |                                  |                                    |                                  |        |
| <b>Ed Whitson, R</b><br>ERA: 2.61<br>(1, 1)                     | 7.1   |                                  |                               |                                  |                              |                                  |                              |                                  |                              |                                  |                               |                                  |                               |                                  |                               |                                  |                               |                                  |                               |                                  |                              |                                  |                                  |                                    |                                  |        |
| <b>Mark Davis, L</b><br>ERA: 2.21<br>(8, 1)                     | 2.2   |                                  |                               |                                  |                              |                                  |                              |                                  |                              |                                  |                               |                                  |                               |                                  |                               |                                  |                               |                                  |                               |                                  |                              |                                  |                                  |                                    |                                  |        |
| <b>Greg Harris, R</b><br>ERA: 3.18<br>(11, 1)                   | 1.0   | W                                |                               |                                  |                              |                                  |                              |                                  |                              |                                  |                               |                                  |                               |                                  |                               |                                  |                               |                                  |                               |                                  |                              |                                  |                                  |                                    |                                  |        |

**New York Mets @ San Diego Padres**  
**Jack Murphy Stadium, San Diego, CA**  
 Fri Aug 25 1989, 10:05 PM EDT  
 Att. 32,150 - Unknown

livebaseballscorecards.com

**AB 42**  
**R 3**  
**H 9**  
**RBI 3**  
**BB 1**  
**SO 9**  
**LOB 23**





| Batter  | 1   | 2                                | 3                            | 4                                | 5                             | 6                                | 7                             | 8                                | 9                            | AB R H RBI BB SO LOB            | TOP                          |                                  |                              |                                  |                              |                                  |                              |                                 |                                  |                                    |                                  |        |
|---|---|----------------------------------|------------------------------|----------------------------------|-------------------------------|----------------------------------|-------------------------------|----------------------------------|------------------------------|---------------------------------|------------------------------|----------------------------------|------------------------------|----------------------------------|------------------------------|----------------------------------|------------------------------|---------------------------------|----------------------------------|------------------------------------|----------------------------------|--------|
| Gregg Jefferies, S (1, 4)<br>OBP: 0.294, SLG: 0.344   | 0-0<br>B3   |                                  | 2-2<br>P3                    | 2-1<br>1B                        |                               | 1-2<br>F9                        |                               |                                  | 0-0<br>G6-3                  | 5 0 1 2 0 0 1                   |                              |                                  |                              |                                  |                              |                                  |                              |                                 |                                  |                                    |                                  |        |
| Juan Samuel, R (1, 8)<br>OBP: 0.308, SLG: 0.355       | 4-2<br>BB   |                                  | 0-2<br>G1-3                  | 3-2<br>L9                        |                               |                                  | 2-2<br>1B                     |                                  |                              | 3 0 1 0 1 0 1                   |                              |                                  |                              |                                  |                              |                                  |                              |                                 |                                  |                                    |                                  |        |
| Howard Johnson, S (1, 5)<br>OBP: 0.377, SLG: 0.597    | 2-3<br>K  |                                  | 4-2<br>BB                    |                                  | 1-3<br>K                      |                                  | 2-1<br>SAFE<br>F7             |                                  |                              | 3 0 0 0 1 2 2                   |                              |                                  |                              |                                  |                              |                                  |                              |                                 |                                  |                                    |                                  |        |
| Kevin McReynolds, R (1, 7)<br>OBP: 0.335, SLG: 0.452  | 4-1<br>BB   |                                  | 1-0<br>G1-3                  |                                  | 0-0<br>HR                     |                                  | 2-1<br>G1-3                   |                                  |                              | 3 1 1 1 1 0 2                   |                              |                                  |                              |                                  |                              |                                  |                              |                                 |                                  |                                    |                                  |        |
| Darryl Strawberry, L (1, 9)<br>OBP: 0.317, SLG: 0.501 | 2-1<br>G3   |                                  |                              | 1-1<br>1B<br>SF7<br>2B           |                               | 0-0<br>F9                        |                               | 1-0<br>G4-3                      |                              | 4 1 1 0 0 0 2                   |                              |                                  |                              |                                  |                              |                                  |                              |                                 |                                  |                                    |                                  |        |
| Tim Teufel, R (1, 3)<br>OBP: 0.336, SLG: 0.302        |   | 0-0<br>G6-3                      |                              | 1-0<br>1B<br>1B                  |                               | 0-1<br>G6-3                      |                               | 1-2<br>F8                        |                              | 3 1 1 0 0 0 0                   |                              |                                  |                              |                                  |                              |                                  |                              |                                 |                                  |                                    |                                  |        |
| Dave Magadan, L (8, PH)<br>OBP: 0.365, SLG: 0.396     |   |                                  |                              | 2-3<br>1B                        |                               |                                  |                               |                                  |                              | 1 0 0 0 0 0 0                   |                              |                                  |                              |                                  |                              |                                  |                              |                                 |                                  |                                    |                                  |        |
| Barry Lyons, R (1, 2)<br>OBP: 0.283, SLG: 0.360       |   | 4-0<br>BB                        |                              | 1-1<br>SF7                       |                               | 0-0<br>E7<br>1B                  |                               | 1-3<br>K                         |                              | 2 0 1 1 1 1 0                   |                              |                                  |                              |                                  |                              |                                  |                              |                                 |                                  |                                    |                                  |        |
| Kevin Elster, R (1, 6)<br>OBP: 0.285, SLG: 0.354      |   | 3-3<br>K                         |                              | 1-1<br>SAFE<br>1B<br>1B          |                               | 1-1<br>SAFE<br>G6-3              |                               | 2-3<br>K                         |                              | 4 1 1 0 0 2 2                   |                              |                                  |                              |                                  |                              |                                  |                              |                                 |                                  |                                    |                                  |        |
| Ron Darling, R (1, 1)<br>OBP: 0.164, SLG: 0.254       |   | 0-0<br>P6                        |                              | 0-0<br>SH5-3<br>1B               |                               | 1-0<br>F7                        |                               | 0-0<br>F8                        |                              | 1 0 0 0 0 0 1                   |                              |                                  |                              |                                  |                              |                                  |                              |                                 |                                  |                                    |                                  |        |
| Keith Hernandez, L (6, PH)<br>OBP: 0.339, SLG: 0.356  |   |                                  |                              | 1-2<br>2-3                       |                               |                                  |                               |                                  |                              | 1 0 0 0 0 0 1                   |                              |                                  |                              |                                  |                              |                                  |                              |                                 |                                  |                                    |                                  |        |
| Jeff Musselman, L (6, 1)                              |   |                                  |                              |                                  |                               |                                  |                               |                                  |                              | 0 0 0 0 0 0 0                   |                              |                                  |                              |                                  |                              |                                  |                              |                                 |                                  |                                    |                                  |        |
| Jeff Innis, R (7, 1)                                  |   |                                  |                              |                                  |                               |                                  |                               |                                  |                              | 0 0 0 0 0 0 0                   |                              |                                  |                              |                                  |                              |                                  |                              |                                 |                                  |                                    |                                  |        |
| Mackey Sasser, L (9, PH)<br>OBP: 0.312, SLG: 0.400    |   |                                  |                              |                                  |                               |                                  |                               |                                  |                              | 1 0 0 0 0 0 0                   |                              |                                  |                              |                                  |                              |                                  |                              |                                 |                                  |                                    |                                  |        |
| <b>Inning Stats</b>                                   | R: 0<br>E: 0<br>K: 1<br>S: 10                         | H: 0<br>LOB: 2<br>BB: 2<br>P: 22 | R: 0<br>E: 0<br>K: 1<br>S: 5 | H: 0<br>LOB: 1<br>BB: 1<br>P: 12 | R: 0<br>E: 0<br>K: 0<br>S: 12 | H: 0<br>LOB: 1<br>BB: 1<br>P: 19 | R: 3<br>E: 0<br>K: 0<br>S: 13 | H: 4<br>LOB: 1<br>BB: 0<br>P: 22 | R: 1<br>E: 0<br>K: 1<br>S: 7 | H: 1<br>LOB: 0<br>BB: 0<br>P: 8 | R: 0<br>E: 1<br>K: 0<br>S: 7 | H: 1<br>LOB: 1<br>BB: 0<br>P: 10 | R: 0<br>E: 0<br>K: 0<br>S: 8 | H: 1<br>LOB: 0<br>BB: 0<br>P: 14 | R: 0<br>E: 0<br>K: 1<br>S: 7 | H: 0<br>LOB: 0<br>BB: 0<br>P: 10 | R: 0<br>E: 0<br>K: 1<br>S: 6 | H: 0<br>LOB: 0<br>BB: 0<br>P: 8 | 1B: 5<br>2B: 1<br>3B: 0<br>HR: 1 | SF: 1<br>SAC: 1<br>DP: 0<br>HBP: 0 | WP: 0<br>PB: 0<br>SB: 1<br>CS: 1 | PA: 37 |
| <b>PITCHER</b>  | IP WLS BF H R ER SO BB IBB HBP BLK WP HR S P ERA WHIP |                                  |                              |                                  |                               |                                  |                               |                                  |                              |                                 |                              |                                  |                              |                                  |                              |                                  |                              |                                 |                                  |                                    |                                  |        |
| Dennis Rasmussen, L (1, 1)<br>ERA: 4.22               | 5.0 W 25 6 4 4 3 4 0 0 0 0 1 48 84 7.20 2.000         |                                  |                              |                                  |                               |                                  |                               |                                  |                              |                                 |                              |                                  |                              |                                  |                              |                                  |                              |                                 |                                  |                                    |                                  |        |
| Mark Grant, R (6, 1)<br>ERA: 2.89                     | 2.0 6 1 0 0 0 0 0 0 0 0 0 14 23 0.00 0.500            |                                  |                              |                                  |                               |                                  |                               |                                  |                              |                                 |                              |                                  |                              |                                  |                              |                                  |                              |                                 |                                  |                                    |                                  |        |
| Greg Harris, R (8, 1)<br>ERA: 3.12                    | 2.0 S 6 0 0 0 2 0 0 0 0 0 0 13 18 0.00 0.000          |                                  |                              |                                  |                               |                                  |                               |                                  |                              |                                 |                              |                                  |                              |                                  |                              |                                  |                              |                                 |                                  |                                    |                                  |        |

**New York Mets @ San Diego Padres**  
**Jack Murphy Stadium, San Diego, CA**  
 Sat Aug 26 1989, 10:05 PM EDT  
 Att: 28,469 - Unknown

livebaseballscorecards.com

|     |    |
|-----|----|
| AB  | 31 |
| R   | 4  |
| H   | 7  |
| RBI | 4  |
| BB  | 4  |
| SO  | 5  |
| LOB | 12 |





| Batter | 1 | 2 | 3 | 4 | 5 | 6 | 7 | 8 | 9 | AB R H RBI BB SO LOB | BOTTOM |
|--------|---|---|---|---|---|---|---|---|---|----------------------|--------|
|--------|---|---|---|---|---|---|---|---|---|----------------------|--------|

|  |  |  |  |  |  |  |  |  |  |                 |   |
|--|--|--|--|--|--|--|--|--|--|-----------------|---|
| <b>Bip Roberts, S</b><br><small>OBP: 0.377, SLG: 0.438</small><br>(1, 7)       |  |  |  |  |  |  |  |  |  | 4 2 1 0 1 1 4   | <b>New York Mets @ San Diego Padres</b><br>Jack Murphy Stadium, San Diego, CA<br>Sat Aug 26 1989, 10:05 PM EDT<br>Att. 28,469 - Unknown |
| <b>Roberto Alomar, S</b><br><small>OBP: 0.334, SLG: 0.341</small><br>(1, 4)    |  |  |  |  |  |  |  |  |  | 4 1 2 0 0 1 1 2 |   |
| <b>Tony Gwynn, L</b><br><small>OBP: 0.396, SLG: 0.438</small><br>(1, 9)        |  |  |  |  |  |  |  |  |  | 4 2 2 2 0 0 3   |   |
| <b>Jack Clark, R</b><br><small>OBP: 0.394, SLG: 0.414</small><br>(1, 3)        |  |  |  |  |  |  |  |  |  | 4 2 1 0 1 1 2 4 |   |
| <b>Marvell Wynne, L</b><br><small>OBP: 0.278, SLG: 0.359</small><br>(1, 8)     |  |  |  |  |  |  |  |  |  | 3 1 1 4 0 0 0   |   |
| <b>Garry Templeton, S</b><br><small>OBP: 0.292, SLG: 0.366</small><br>(1, 6)   |  |  |  |  |  |  |  |  |  | 5 0 3 1 0 2 0   |   |
| <b>Benito Santiago, R</b><br><small>OBP: 0.275, SLG: 0.355</small><br>(1, 2)   |  |  |  |  |  |  |  |  |  | 3 1 1 1 2 0 2   |   |
| <b>Mike Pagliarulo, L</b><br><small>OBP: 0.258, SLG: 0.283</small><br>(1, 5)   |  |  |  |  |  |  |  |  |  | 3 0 1 0 1 0 2   |   |
| <b>Dennis Rasmussen, L</b><br><small>OBP: 0.218, SLG: 0.259</small><br>(1, 1)  |  |  |  |  |  |  |  |  |  | 2 0 0 0 0 1 2   |   |
| <b>Mark Grant, R</b><br><small>OBP: 0.267, SLG: 0.083</small><br>(6, 1)        |  |  |  |  |  |  |  |  |  | 0 0 0 0 0 0 0   |   |
| <b>Carmelo Martinez, R</b><br><small>OBP: 0.307, SLG: 0.366</small><br>(7, PH) |  |  |  |  |  |  |  |  |  | 0 0 0 0 1 0 0   |   |
| <b>Greg Harris, R</b><br><small>OBP: 0.154, SLG: 0.083</small><br>(8, 1)       |  |  |  |  |  |  |  |  |  | 0 0 0 0 0 0 0   |   |

| Inning Stats | R: 2 | H: 2 | E: 0 | K: 0 | S: 10 | LOB: 0 | BB: 0 | P: 13 | R: 1 | H: 1 | E: 0 | K: 1 | S: 9 | LOB: 0 | BB: 0 | P: 11 | R: 0 | H: 1 | E: 0 | K: 2 | S: 15 | LOB: 1 | BB: 0 | P: 21 | R: 0 | H: 1 | E: 0 | K: 2 | S: 11 | LOB: 2 | BB: 1 | P: 18 | R: 3 | H: 3 | E: 1 | K: 2 | S: 16 | LOB: 1 | BB: 1 | P: 25 | R: 0 | H: 0 | E: 0 | K: 0 | S: 7 | LOB: 2 | BB: 2 | P: 18 | R: 1 | H: 1 | E: 0 | K: 0 | S: 14 | LOB: 3 | BB: 3 | P: 30 | R: 2 | H: 3 | E: 0 | K: 0 | S: 12 | LOB: 1 | BB: 0 | P: 17 | 1B: 5 | SF: 2 | 2B: 5 | SAC: 2 | 3B: 0 | DP: 0 | HR: 2 | HBP: 0 | WP: 1 | PA: 43 | PB: 0 | SB: 1 | CS: 1 |
|--------------|------|------|------|------|-------|--------|-------|-------|------|------|------|------|------|--------|-------|-------|------|------|------|------|-------|--------|-------|-------|------|------|------|------|-------|--------|-------|-------|------|------|------|------|-------|--------|-------|-------|------|------|------|------|------|--------|-------|-------|------|------|------|------|-------|--------|-------|-------|------|------|------|------|-------|--------|-------|-------|-------|-------|-------|--------|-------|-------|-------|--------|-------|--------|-------|-------|-------|
|--------------|------|------|------|------|-------|--------|-------|-------|------|------|------|------|------|--------|-------|-------|------|------|------|------|-------|--------|-------|-------|------|------|------|------|-------|--------|-------|-------|------|------|------|------|-------|--------|-------|-------|------|------|------|------|------|--------|-------|-------|------|------|------|------|-------|--------|-------|-------|------|------|------|------|-------|--------|-------|-------|-------|-------|-------|--------|-------|-------|-------|--------|-------|--------|-------|-------|-------|

| PITCHER  | IP     | WLS | BF | H  | R | ER | SO | BB | IBB | HBP | BLK | WP | HR | S  | P  | ERA   | WHIP  |
|--|--------|-----|----|----|---|----|----|----|-----|-----|-----|----|----|----|----|-------|-------|
| <b>Ron Darling, R</b><br><small>ERA: 3.7</small>     | (1, 1) | 5.0 | L  | 25 | 8 | 6  | 6  | 7  | 2   | 0   | 0   | 1  | 2  | 61 | 88 | 10.80 | 2.000 |
| <b>Jeff Musselman, L</b><br><small>ERA: 5.76</small> | (6, 1) | 1.2 |    | 10 | 1 | 1  | 0  | 3  | 1   | 0   | 0   | 0  | 0  | 18 | 41 | 5.40  | 2.400 |
| <b>Jeff Innis, R</b><br><small>ERA: 3.16</small>     | (7, 1) | 1.1 |    | 8  | 3 | 2  | 0  | 1  | 0   | 0   | 0   | 0  | 0  | 15 | 24 | 13.50 | 3.000 |

livebaseballscores.com

|     |    |
|-----|----|
| AB  | 32 |
| R   | 9  |
| H   | 12 |
| RBI | 8  |
| BB  | 7  |
| SO  | 7  |
| LOB | 19 |



| Batter  | 1   | 2                                | 3                             | 4                                | 5                            | 6                                | 7                            | 8                                | 9                            | AB R H RBI BB SO LOB             | TOP                           |                                  |   |                                 |                               |                                  |                               |                                  |                                  |                                    |                                  |        |  |  |  |  |
|---|---|----------------------------------|-------------------------------|----------------------------------|------------------------------|----------------------------------|------------------------------|----------------------------------|------------------------------|----------------------------------|-------------------------------|----------------------------------|---|---------------------------------|-------------------------------|----------------------------------|-------------------------------|----------------------------------|----------------------------------|------------------------------------|----------------------------------|--------|--|--|--|--|
| Gregg Jefferies, S (1, 4)<br>OBP: 0.295, SLG: 0.347   | 1-2<br>1B<br>E<br>2B                                  | 3-2<br>BB<br>1B                  |                               | 1-2<br>F8                        |                              | 3-2<br>L9                        |                              |                                  | 2-2<br>F9                    | 5 1 2 0 0 0 2                    |                               |                                  |   |                                 |                               |                                  |                               |                                  |                                  |                                    |                                  |        |  |  |  |  |
| Juan Samuel, R (1, 8)<br>OBP: 0.305, SLG: 0.351       | 1-0<br>G1-3   | 2-1<br>F7                        |                               |                                  | 1-3<br>K                     | 2-1<br>G6-3                      |                              |                                  | 0-2<br>P6                    | 5 0 0 0 0 1 4                    |                               |                                  |   |                                 |                               |                                  |                               |                                  |                                  |                                    |                                  |        |  |  |  |  |
| Howard Johnson, S (1, 5)<br>OBP: 0.378, SLG: 0.595    | 0-1<br>E<br>2B<br>1B                                  | 4-0<br>BB<br>1-2<br>BB           |                               |                                  | 1-1<br>G6-3                  |                                  | 1-0<br>P5                    |                                  |                              | 3 1 1 0 1 0 0                    |                               |                                  |   |                                 |                               |                                  |                               |                                  |                                  |                                    |                                  |        |  |  |  |  |
| Darryl Strawberry, L (1, 9)<br>OBP: 0.314, SLG: 0.496 | 0-0<br>E4<br>2B<br>1-2                                | 1-1<br>L4                        |                               |                                  | 3-2<br>G3                    |                                  | 3-1<br>G4-3                  |                                  |                              | 4 0 0 1 0 0 3                    |                               |                                  |   |                                 |                               |                                  |                               |                                  |                                  |                                    |                                  |        |  |  |  |  |
| Kevin McReynolds, R (1, 7)<br>OBP: 0.334, SLG: 0.452  | 1-1<br>2B<br>1-H<br>2-H                               |                                  | 3-1<br>L6                     |                                  |                              | 0-0<br>G5-3                      |                              | 0-0<br>F9                        |                              | 4 0 1 1 0 0 0                    |                               |                                  |   |                                 |                               |                                  |                               |                                  |                                  |                                    |                                  |        |  |  |  |  |
| Keith Hernandez, L (1, 3)<br>OBP: 0.337, SLG: 0.350   | 1-0<br>G6-3   |                                  | 2-3<br>K                      |                                  |                              | 4-2<br>1B<br>E<br>BB             |                              | 1-2<br>F8                        |                              | 3 1 0 0 1 1 1                    |                               |                                  |   |                                 |                               |                                  |                               |                                  |                                  |                                    |                                  |        |  |  |  |  |
| Gary Carter, R (1, 2)<br>OBP: 0.227, SLG: 0.246       |   | 2-2<br>HR<br>2B                  | 3-2<br>G6-3                   |                                  |                              | 0-0<br>E<br>1-2<br>3B<br>1B      |                              | 2-3<br>K                         |                              | 3 1 2 0 0 0 0                    |                               |                                  |   |                                 |                               |                                  |                               |                                  |                                  |                                    |                                  |        |  |  |  |  |
| Ron Darling, R (6, PR)<br>OBP: 0.164, SLG: 0.254      |   |                                  |                               |                                  |                              |                                  |                              |                                  |                              | 0 1 0 0 0 0 0                    |                               |                                  |   |                                 |                               |                                  |                               |                                  |                                  |                                    |                                  |        |  |  |  |  |
| Jeff Musselman, L (6, 1)                              |   |                                  |                               |                                  |                              |                                  |                              |                                  |                              | 0 0 0 0 0 0 0                    |                               |                                  |   |                                 |                               |                                  |                               |                                  |                                  |                                    |                                  |        |  |  |  |  |
| Jeff Innis, R (6, 1)                                  |   |                                  |                               |                                  |                              |                                  |                              |                                  |                              | 0 0 0 0 0 0 0                    |                               |                                  |   |                                 |                               |                                  |                               |                                  |                                  |                                    |                                  |        |  |  |  |  |
| Don Aase, R (7, 1)                                    |   |                                  |                               |                                  |                              |                                  |                              |                                  |                              | 0 0 0 0 0 0 0                    |                               |                                  |   |                                 |                               |                                  |                               |                                  |                                  |                                    |                                  |        |  |  |  |  |
| Dave Magadan, L (8, PH)<br>OBP: 0.304, SLG: 0.395     |   |                                  |                               |                                  |                              |                                  |                              |                                  |                              | 1 0 0 0 0 1 0                    |                               |                                  |   |                                 |                               |                                  |                               |                                  |                                  |                                    |                                  |        |  |  |  |  |
| Randy Myers, L (8, 1)                                 |   |                                  |                               |                                  |                              |                                  |                              |                                  |                              | 0 0 0 0 0 0 0                    |                               |                                  |   |                                 |                               |                                  |                               |                                  |                                  |                                    |                                  |        |  |  |  |  |
| Kevin Elster, R (1, 6)<br>OBP: 0.288, SLG: 0.364      |   | 0-1<br>HR<br>2-H                 |                               | 2-1<br>G6-3                      |                              | 0-0<br>E7<br>1-2<br>3B<br>1B     |                              | 1-3<br>K                         |                              | 4 2 2 2 0 1 0                    |                               |                                  |   |                                 |                               |                                  |                               |                                  |                                  |                                    |                                  |        |  |  |  |  |
| Bob Ojeda, L (1, 1)<br>OBP: 0.161, SLG: 0.113         |   | 1-2<br>F8                        |                               | 2-3<br>K                         |                              | 0-0<br>3B                        |                              |                                  | 2-3<br>K                     | 2 0 0 0 0 1 0                    |                               |                                  |   |                                 |                               |                                  |                               |                                  |                                  |                                    |                                  |        |  |  |  |  |
| John Mitchell, R (4, 1)                               |   |                                  |                               |                                  |                              |                                  |                              |                                  |                              | 0 0 0 0 0 0 0                    |                               |                                  |   |                                 |                               |                                  |                               |                                  |                                  |                                    |                                  |        |  |  |  |  |
| Mark Carreon, R (6, PH)<br>OBP: 0.321, SLG: 0.481     |   |                                  |                               |                                  |                              |                                  |                              |                                  |                              | 0 0 0 0 0 0 0                    |                               |                                  |   |                                 |                               |                                  |                               |                                  |                                  |                                    |                                  |        |  |  |  |  |
| Mackey Sasser, L (6, PH)<br>OBP: 0.314, SLG: 0.414    |   |                                  |                               |                                  |                              |                                  |                              |                                  |                              | 2 0 1 2 0 1 0                    |                               |                                  |   |                                 |                               |                                  |                               |                                  |                                  |                                    |                                  |        |  |  |  |  |
| Inning Stats  | R: 2<br>E: 1<br>K: 0<br>S: 10                         | H: 3<br>LOB: 1<br>BB: 0<br>P: 14 | R: 2<br>E: 0<br>K: 0<br>S: 16 | H: 3<br>LOB: 2<br>BB: 1<br>P: 29 | R: 0<br>E: 0<br>K: 1<br>S: 8 | H: 0<br>LOB: 0<br>BB: 0<br>P: 16 | R: 0<br>E: 0<br>K: 1<br>S: 8 | H: 0<br>LOB: 0<br>BB: 0<br>P: 13 | R: 0<br>E: 0<br>K: 1<br>S: 9 | H: 0<br>LOB: 0<br>BB: 0<br>P: 14 | R: 3<br>E: 1<br>K: 0<br>S: 17 | H: 3<br>LOB: 2<br>BB: 1<br>P: 26 | R: 0<br>E: 0<br>K: 0<br>S: 4                          | H: 0<br>LOB: 0<br>BB: 0<br>P: 8 | R: 0<br>E: 0<br>K: 2<br>S: 10 | H: 0<br>LOB: 0<br>BB: 0<br>P: 14 | R: 0<br>E: 0<br>K: 1<br>S: 11 | H: 0<br>LOB: 0<br>BB: 0<br>P: 15 | 1B: 4<br>2B: 3<br>3B: 1<br>HR: 1 | SF: 0<br>SAC: 0<br>DP: 0<br>HBP: 0 | WP: 0<br>PB: 0<br>SB: 0<br>CS: 0 | PA: 38 |  |  |  |  |
| PITCHER   | IP WLS BF H R ER SO BB IBB HBP BLK WP HR S P ERA WHIP |                                  |                               |                                  |                              |                                  |                              |                                  |                              |                                  |                               | PITCHER                          | IP WLS BF H R ER SO BB IBB HBP BLK WP HR S P ERA WHIP |                                 |                               |                                  |                               |                                  |                                  |                                    |                                  |        |  |  |  |  |
| Don Schulze, R (1, 1)<br>ERA: 5.34                    | 1.1   |                                  | 10                            | 6                                | 4                            | 3                                | 0                            | 0                                | 0                            | 0                                | 0                             | 1                                | 22  | 32                              | 20.25                         | 4.500                            |                               |                                  |                                  |                                    |                                  |        |  |  |  |  |
| Dan Murphy, R (2, 1)<br>ERA: 2.45                     | 0.2   |                                  | 3                             | 0                                | 0                            | 0                                | 0                            | 1                                | 0                            | 0                                | 0                             | 0                                | 4   | 11                              | 0.00                          | 1.500                            |                               |                                  |                                  |                                    |                                  |        |  |  |  |  |
| Pat Clements, L (3, 1)<br>ERA: 4.15                   | 3.1   | W                                | 13                            | 2                                | 3                            | 3                                | 3                            | 1                                | 0                            | 0                                | 0                             | 0                                | 35  | 57                              | 8.10                          | 0.900                            |                               |                                  |                                  |                                    |                                  |        |  |  |  |  |
| Mark Grant, R (6, 1)<br>ERA: 2.77                     | 3.2   | S                                | 12                            | 1                                | 0                            | 0                                | 3                            | 0                                | 0                            | 0                                | 0                             | 0                                | 32  | 49                              | 0.00                          | 0.273                            |                               |                                  |                                  |                                    |                                  |        |  |  |  |  |

New York Mets @ San Diego Padres  
Jack Murphy Stadium, San Diego, CA

Sun Aug 27 1989, 6:33 AM EDT  
Att. 30,558 - Sunny - 80 F

AB 36  
R 7  
H 9  
RBI 6  
BB 2  
SO 6  
LOB 10



**New York Mets @ San Diego Padres**  
**Jack Murphy Stadium, San Diego, CA**

Sun Aug 27 1989, 6:33 AM EDT  
 Att: 30,558 - Sunny - 80 F

|     |    |
|-----|----|
| AB  | 36 |
| R   | 13 |
| H   | 13 |
| RBI | 12 |
| BB  | 10 |
| SO  | 8  |
| LOB | 29 |



|    |   |    |    |
|----|---|----|----|
| WP | 1 | PA | 47 |
| PB | 0 |    |    |
| SB | 1 |    |    |
| CS | 0 |    |    |

| Batter  | 1                             | 2                                | 3                                  | 4                                | 5                               | 6                                | 7                            | 8                                | 9                             | AB                               | R                             | H                                | RBI                           | BB                               | SO                            | LOB                              |                                  |                                    |                                  |        |  |
|---|-------------------------------|----------------------------------|------------------------------------|----------------------------------|---------------------------------|----------------------------------|------------------------------|----------------------------------|-------------------------------|----------------------------------|-------------------------------|----------------------------------|-------------------------------|----------------------------------|-------------------------------|----------------------------------|----------------------------------|------------------------------------|----------------------------------|--------|--|
| <b>Bip Roberts, S</b><br>OBP: 0.384, SLG: 0.447 (1, 5)      | 1-1<br>G5-3                   |                                  | 4-0<br>2B<br>BB                    | 3-2<br>F8                        |                                 | 4-1<br>HR<br>BB                  | 2-1<br>E9<br>1B              | 0-2<br>3B                        |                               | 4                                | 3                             | 2                                | 0                             | 2                                | 0                             | 0                                |                                  |                                    |                                  |        |  |
| <b>Roberto Alomar, S</b><br>OBP: 0.336, SLG: 0.350 (1, 4)   | 3-2<br>G6-3                   |                                  | 1-1<br>1B<br>FC5-2<br>2B           |                                  | 0-1<br>E6<br>BB<br>BB<br>G5-2-3 | 0-1<br>HR                        | 2-2<br>1B<br>1B              | 2-0<br>F8                        |                               | 6                                | 2                             | 3                                | 5                             | 0                                | 0                             | 1                                |                                  |                                    |                                  |        |  |
| <b>Tony Gwynn, L</b><br>OBP: 0.399, SLG: 0.440 (1, 9)       | 3-3<br>K                      |                                  | 0-0<br>FC5-2<br>BB<br>FC6-5<br>1B  |                                  | 4-0<br>G5-2-3<br>BB<br>WP<br>BB | 4-1<br>FC3-6<br>BB<br>BB         | 0-0<br>BB<br>1B              |                                  |                               | 3                                | 2                             | 2                                | 0                             | 2                                | 1                             | 0                                |                                  |                                    |                                  |        |  |
| <b>Jack Clark, R</b><br>OBP: 0.398, SLG: 0.419 (1, 3)       |                               | 1-0<br>1B<br>2B                  | 4-0<br>FC6-5<br>FC5-2<br>1-2<br>BB |                                  | 4-2<br>WP<br>2B<br>BB           | 2-3<br>K                         | 0-0<br>1-2<br>BB<br>1B       |                                  |                               | 3                                | 2                             | 2                                | 1                             | 2                                | 1                             | 1                                |                                  |                                    |                                  |        |  |
| <b>Carmelo Martinez, R</b><br>OBP: 0.304, SLG: 0.361 (1, 7) |                               | 2-0<br>G1-3                      | 1-0<br>FC5-2<br>FC6-5              |                                  | 1-1<br>G5-2-3                   | 4-2<br>FC3-6<br>BB               | 4-2<br>BB<br>BB              |                                  |                               | 3                                | 0                             | 0                                | 0                             | 0                                | 0                             | 7                                |                                  |                                    |                                  |        |  |
| <b>Marvell Wynne, L</b><br>OBP: 0.282, SLG: 0.359 (6, PH)   |                               |                                  | 1-2<br>2-3<br>3-H                  |                                  | 1-2<br>2-3<br>3-H               |                                  | 1-2<br>2-3<br>BB             |                                  |                               | 0                                | 0                             | 0                                | 0                             | 2                                | 0                             | 0                                |                                  |                                    |                                  |        |  |
| <b>Garry Templeton, S</b><br>OBP: 0.293, SLG: 0.365 (1, 6)  |                               | 0-1<br>2B<br>SF9<br>1B           | 0-1<br>FC6-5                       |                                  | 4-0<br>WP<br>2B<br>IBB          | 1-0<br>FC3-6<br>FC4-6            | 0-3<br>K                     |                                  |                               | 4                                | 2                             | 1                                | 1                             | 1                                | 1                             | 7                                |                                  |                                    |                                  |        |  |
| <b>Shawn Abner, R</b><br>OBP: 0.205, SLG: 0.277 (1, 8)      |                               | 0-1<br>SF9<br>2B                 | 0-1<br>F8                          |                                  | 0-3<br>K<br>2B                  | 2-1<br>FC4-6                     | 1-0<br>F8                    |                                  |                               | 5                                | 1                             | 1                                | 1                             | 0                                | 1                             | 9                                |                                  |                                    |                                  |        |  |
| <b>Mark Parent, R</b><br>OBP: 0.226, SLG: 0.343 (1, 2)      |                               | 3-0<br>SF9                       |                                    | 4-1<br>F8<br>BB                  |                                 |                                  | 0-2<br>E<br>1B<br>1B         | 0-3<br>K                         |                               | 3                                | 1                             | 2                                | 4                             | 1                                | 1                             | 0                                |                                  |                                    |                                  |        |  |
| <b>Don Schulze, R</b> (1, 1)                                |                               | 2-2<br>G1-3                      |                                    | 2-2<br>F8                        |                                 |                                  | 2-3<br>K                     | 0-3<br>K                         |                               | 0                                | 0                             | 0                                | 0                             | 0                                | 0                             | 0                                |                                  |                                    |                                  |        |  |
| <b>Dan Murphy, R</b> (2, 1)                                 |                               |                                  |                                    |                                  |                                 |                                  |                              |                                  |                               | 0                                | 0                             | 0                                | 0                             | 0                                | 0                             | 0                                |                                  |                                    |                                  |        |  |
| <b>Luis Salazar, R</b> (2, PH)                              |                               |                                  |                                    |                                  |                                 |                                  |                              |                                  |                               | 1                                | 0                             | 0                                | 0                             | 0                                | 0                             | 1                                |                                  |                                    |                                  |        |  |
| <b>Pat Clements, R</b> (3, 1)                               |                               |                                  |                                    |                                  |                                 |                                  |                              |                                  |                               | 2                                | 0                             | 0                                | 0                             | 0                                | 1                             | 2                                |                                  |                                    |                                  |        |  |
| <b>Mark Grant, R</b> (6, 1)                                 |                               |                                  |                                    |                                  |                                 |                                  |                              |                                  |                               | 2                                | 0                             | 0                                | 0                             | 0                                | 2                             | 1                                |                                  |                                    |                                  |        |  |
| <b>Inning Stats</b>   | R: 0<br>E: 0<br>K: 1<br>S: 10 | H: 0<br>LOB: 0<br>BB: 0<br>P: 17 | R: 2<br>E: 0<br>K: 0<br>S: 10      | H: 3<br>LOB: 1<br>BB: 0<br>P: 18 | R: 2<br>E: 0<br>K: 0<br>S: 8    | H: 2<br>LOB: 2<br>BB: 2<br>P: 18 | R: 0<br>E: 0<br>K: 0<br>S: 7 | H: 0<br>LOB: 0<br>BB: 1<br>P: 16 | R: 4<br>E: 1<br>K: 2<br>S: 14 | H: 1<br>LOB: 1<br>BB: 3<br>P: 29 | R: 2<br>E: 0<br>K: 1<br>S: 12 | H: 1<br>LOB: 2<br>BB: 3<br>P: 29 | R: 3<br>E: 1<br>K: 2<br>S: 19 | H: 5<br>LOB: 3<br>BB: 1<br>P: 30 | R: 0<br>E: 0<br>K: 2<br>S: 12 | H: 1<br>LOB: 1<br>BB: 0<br>P: 14 | 1B: 7<br>2B: 4<br>3B: 1<br>HR: 1 | SF: 1<br>SAC: 0<br>DP: 1<br>HBP: 0 | WP: 1<br>PB: 0<br>SB: 1<br>CS: 0 | PA: 47 |  |
| <b>PITCHER</b>  | IP                            | WLS                              | BF                                 | H                                | R                               | ER                               | SO                           | BB                               | IBB                           | HBP                              | BLK                           | WP                               | HR                            | S                                | P                             | ERA                              | WHIP                             |                                    |                                  |        |  |
| <b>Bob Ojeda, L</b> (1, 1)<br>ERA: 3.59                     | 3.0                           |                                  | 17                                 | 5                                | 4                               | 4                                | 1                            | 3                                | 0                             | 0                                | 0                             | 0                                | 0                             | 29                               | 58                            | 12.00                            | 2.667                            |                                    |                                  |        |  |
| <b>John Mitchell, R</b> (4, 1)<br>ERA:                      | 2.0                           | L                                | 10                                 | 1                                | 4                               | 0                                | 2                            | 2                                | 1                             | 0                                | 0                             | 1                                | 0                             | 20                               | 40                            | 0.00                             | 1.500                            |                                    |                                  |        |  |
| <b>Jeff Musselman, L</b> (6, 1)<br>ERA: 6.48                | 0.0                           |                                  | 3                                  | 1                                | 2                               | 2                                | 0                            | 2                                | 0                             | 0                                | 0                             | 0                                | 1                             | 4                                | 12                            | ∞                                | ∞                                |                                    |                                  |        |  |
| <b>Jeff Innis, R</b> (6, 1)<br>ERA: 3.58                    | 1.1                           |                                  | 7                                  | 2                                | 2                               | 2                                | 2                            | 1                                | 0                             | 0                                | 0                             | 0                                | 0                             | 16                               | 29                            | 13.50                            | 2.250                            |                                    |                                  |        |  |
| <b>Don Aase, R</b> (7, 1)<br>ERA: 3.83                      | 0.2                           |                                  | 6                                  | 3                                | 1                               | 1                                | 1                            | 1                                | 0                             | 0                                | 0                             | 0                                | 0                             | 11                               | 18                            | 13.50                            | 6.000                            |                                    |                                  |        |  |
| <b>PITCHER</b>  | IP                            | WLS                              | BF                                 | H                                | R                               | ER                               | SO                           | BB                               | IBB                           | HBP                              | BLK                           | WP                               | HR                            | S                                | P                             | ERA                              | WHIP                             |                                    |                                  |        |  |
| <b>Randy Myers, L</b> (8, 1)<br>ERA: 1.88                   | 1.0                           |                                  | 4                                  | 1                                | 0                               | 0                                | 2                            | 0                                | 0                             | 0                                | 0                             | 0                                | 0                             | 12                               | 14                            | 0.00                             | 1.000                            |                                    |                                  |        |  |

livebaseballscores.com

| Batter  | 1   | 2                               | 3                            | 4                                | 5                             | 6                                | 7                            | 8                                | 9                            | AB R H RBI BB SO LOB             | TOP                          |                                  |                               |                                  |                              |                                 |                                  |                                    |                                  |        |
|---|---|---------------------------------|------------------------------|----------------------------------|-------------------------------|----------------------------------|------------------------------|----------------------------------|------------------------------|----------------------------------|------------------------------|----------------------------------|-------------------------------|----------------------------------|------------------------------|---------------------------------|----------------------------------|------------------------------------|----------------------------------|--------|
| <b>Gregg Jefferies, S</b> (1,4)<br>OBP: 0.297, SLG: 0.349   | 1-3<br><b>K</b>                                       |                                 | 1-2<br><b>G6-3</b><br>1B     |                                  | 0-0<br><b>F8</b>              |                                  |                              | 2-2<br><b>E S</b><br>1B          |                              | 4 1 2 0 0 1 0                    |                              |                                  |                               |                                  |                              |                                 |                                  |                                    |                                  |        |
| <b>Juan Samuel, R</b> (1,8)<br>OBP: 0.304, SLG: 0.350       | 0-0<br><b>FC5</b><br>1B                               |                                 | 3-2<br><b>G6-3</b><br>1-2    |                                  |                               | 1-2<br><b>L3</b>                 |                              | 1-3<br><b>K</b><br>2-3           |                              | 4 0 1 0 0 1 3                    |                              |                                  |                               |                                  |                              |                                 |                                  |                                    |                                  |        |
| <b>Howard Johnson, S</b> (1,5)<br>OBP: 0.379, SLG: 0.595    | 0-0<br><b>P4</b><br>1-2<br>1B                         |                                 | 2-2<br><b>2-H</b><br>1B      |                                  |                               | 1-3<br><b>K</b>                  |                              | 2-3<br><b>K</b><br>1-3           |                              | 4 0 2 1 0 2 1                    |                              |                                  |                               |                                  |                              |                                 |                                  |                                    |                                  |        |
| <b>Darryl Strawberry, L</b> (1,9)<br>OBP: 0.311, SLG: 0.491 | 0-0<br><b>P4</b>                                      |                                 | 0-0<br><b>F8</b>             |                                  |                               | 0-0<br><b>G4-3</b>               |                              |                                  | 2-0<br><b>F8</b>             | 4 0 0 0 0 0 3                    |                              |                                  |                               |                                  |                              |                                 |                                  |                                    |                                  |        |
| <b>Kevin McReynolds, R</b> (1,7)<br>OBP: 0.333, SLG: 0.451  | 0-0<br><b>FC5</b><br>2-3f                             |                                 |                              | 3-1<br><b>F4</b>                 |                               |                                  | 1-0<br><b>CS</b><br>1B       |                                  | 0-1<br><b>L7</b>             | 4 0 1 0 0 0 2                    |                              |                                  |                               |                                  |                              |                                 |                                  |                                    |                                  |        |
| <b>Keith Hernandez, L</b> (1,3)<br>OBP: 0.340, SLG: 0.349   |   | 0-1<br><b>G4-3</b>              |                              | 1-0<br><b>G6-4-3</b><br>1B       |                               |                                  | 4-2<br><b>BB</b>             |                                  | 0-1<br><b>G6-3</b>           | 3 0 1 0 1 0 0                    |                              |                                  |                               |                                  |                              |                                 |                                  |                                    |                                  |        |
| <b>Barry Lyons, R</b> (1,2)<br>OBP: 0.289, SLG: 0.354       |   | 0-0<br><b>G5-3</b>              |                              | 1-1<br><b>G6-4-3</b><br>1-2f     |                               |                                  | 0-0<br><b>P4</b>             |                                  |                              | 3 0 0 0 0 0 2                    |                              |                                  |                               |                                  |                              |                                 |                                  |                                    |                                  |        |
| <b>Kevin Elster, R</b> (1,6)<br>OBP: 0.285, SLG: 0.361      |   | 3-2<br><b>F8</b>                |                              |                                  | 2-2<br><b>P3</b>              |                                  | 2-2<br><b>P1</b>             |                                  |                              | 3 0 0 0 0 0 1                    |                              |                                  |                               |                                  |                              |                                 |                                  |                                    |                                  |        |
| <b>Frank Viola, L</b> (1,1)<br>OBP: 0.182, SLG: 0.100       |   |                                 | 0-2<br><b>G2-3</b>           |                                  | 0-0<br><b>F8</b>              |                                  |                              | 1-0<br><b>K</b><br>1B            |                              | 3 0 1 0 0 0 0                    |                              |                                  |                               |                                  |                              |                                 |                                  |                                    |                                  |        |
| <b>Inning Stats</b>   | R: 0<br>E: 0<br>K: 1<br>S: 7                          | H: 2<br>LOB: 2<br>BB: 0<br>P: 8 | R: 0<br>E: 0<br>K: 0<br>S: 7 | H: 0<br>LOB: 0<br>BB: 0<br>P: 10 | R: 1<br>E: 0<br>K: 0<br>S: 14 | H: 2<br>LOB: 1<br>BB: 0<br>P: 20 | R: 0<br>E: 0<br>K: 0<br>S: 5 | H: 1<br>LOB: 0<br>BB: 0<br>P: 10 | R: 0<br>E: 0<br>K: 1<br>S: 9 | H: 0<br>LOB: 0<br>BB: 0<br>P: 11 | R: 0<br>E: 0<br>K: 0<br>S: 7 | H: 1<br>LOB: 1<br>BB: 1<br>P: 14 | R: 0<br>E: 0<br>K: 2<br>S: 12 | H: 2<br>LOB: 1<br>BB: 0<br>P: 18 | R: 0<br>E: 0<br>K: 0<br>S: 5 | H: 0<br>LOB: 0<br>BB: 0<br>P: 7 | 1B: 8<br>2B: 0<br>3B: 0<br>HR: 0 | SF: 0<br>SAC: 0<br>DP: 1<br>HBP: 0 | WP: 0<br>PB: 0<br>SB: 1<br>CS: 1 | PA: 33 |
| <b>PITCHER</b>  | IP WLS BF H R ER SO BB IBB HBP BLK WP HR S P ERA WHIP |                                 |                              |                                  |                               |                                  |                              |                                  |                              |                                  |                              |                                  |                               |                                  |                              |                                 |                                  |                                    |                                  |        |
| <b>Orel Hershiser, R</b> (1,1)<br>ERA: 2.32                 | 8.0 L 30 8 1 1 4 1 0 0 0 0 0 0 67 99 1.12 1.125       |                                 |                              |                                  |                               |                                  |                              |                                  |                              |                                  |                              |                                  |                               |                                  |                              |                                 |                                  |                                    |                                  |        |
| <b>Ray Searge, L</b> (9,1)<br>ERA: 3.31                     | 1.0 3 0 0 0 0 0 0 0 0 0 0 0 5 7 0.00 0.000            |                                 |                              |                                  |                               |                                  |                              |                                  |                              |                                  |                              |                                  |                               |                                  |                              |                                 |                                  |                                    |                                  |        |

New York Mets @ Los Angeles Dodgers  
Dodger Stadium, Los Angeles, CA

Mon Aug 28 1989, 7:05 PM PDT  
Att: 38,820 - Unknown

livebaseballscorecards.com

AB 32  
R 1  
H 8  
RBI 1  
BB 1  
SO 4  
LOB 12



| Batter   | 1           | 2        | 3           | 4 | 5           | 6                        | 7           | 8           | 9           | AB R H RBI BB SO LOB |
|--|-------------|----------|-------------|---|-------------|--------------------------|-------------|-------------|-------------|----------------------|
| Jose Gonzalez, R (1, 8)<br>OBP: 0.322, SLG: 0.343    | 2-3<br>K    |          | 3-1<br>P4   |   |             | 1-1<br>F8                |             |             | 0-0<br>G4-3 | 4 0 0 0 0 1 1        |
| Willie Randolph, R (1, 4)<br>OBP: 0.362, SLG: 0.314  | 0-2<br>G3-1 |          | 0-0<br>G5-3 |   |             | 1-0<br>G4-3              |             |             | 1-1<br>F9   | 4 0 0 0 0 0 1        |
| Mickey Hatcher, R (1, 7)<br>OBP: 0.303, SLG: 0.376   | 1-0<br>G4-3 |          |             |   | 0-0<br>G5-3 | 1-1<br>F9                |             |             | 1-1<br>F9   | 4 0 0 0 0 0 0        |
| Eddie Murray, S (1, 3)<br>OBP: 0.349, SLG: 0.398     |             | 1-3<br>K |             |   | 0-0<br>P5   |                          | 0-1<br>P4   |             |             | 3 0 0 0 0 1 0        |
| Mike Marshall, R (1, 9)<br>OBP: 0.332, SLG: 0.416    |             | 1-3<br>K |             |   | 2-2<br>G6-3 |                          | 0-1<br>G6-3 |             |             | 3 0 0 0 0 1 0        |
| Jeff Hamilton, R (1, 5)<br>OBP: 0.277, SLG: 0.387    |             |          | 0-1<br>1B   |   |             | 0-1<br>E8<br>FC3-5<br>1B |             | 0-0<br>G5-3 |             | 3 0 2 0 0 0 0        |
| Dave Anderson, R (1, 6)<br>OBP: 0.304, SLG: 0.250    |             |          | 3-3<br>K    |   |             | 0-1<br>FC3-5             |             | 0-2<br>B1-3 |             | 2 0 0 0 0 1 2        |
| Alfredo Griffin, S (8, PH)<br>OBP: 0.303, SLG: 0.323 |             |          |             |   |             | 2-3<br>FC3-5             |             |             |             | 1 0 0 0 0 0 0        |
| Mike Scioscia, L (1, 2)<br>OBP: 0.332, SLG: 0.337    |             |          |             |   |             | 0-1<br>F9                |             | 1-0<br>F9   |             | 2 0 1 0 0 0 1        |
| Rick Dempsey, R (8, PH)<br>OBP: 0.311, SLG: 0.268    |             |          |             |   |             | SH2-4<br>1B              |             |             |             | 1 0 0 0 0 0 0        |
| Orel Hershiser, R (1, 1)<br>OBP: 0.214, SLG: 0.262   |             |          |             |   |             | 1-1<br>SH2-4             |             | 3-3<br>K    |             | 1 0 0 0 0 0 1        |
| Mike Sharperson, R (8, PH)<br>OBP: 0.286, SLG: 0.333 |             |          |             |   |             | 1-0<br>F9                |             |             |             | 1 0 0 0 0 1 0        |
| Ray Searge, L (9, 1)                                 |             |          |             |   |             |                          |             |             |             | 0 0 0 0 0 0 0        |

| Inning Stats | R: 0 | H: 0 | E: 0 | K: 1 | S: 8 | R: 0 | H: 1 | E: 0 | K: 3 | S: 12 | R: 0 | H: 1 | E: 0 | K: 0 | S: 7 | R: 0 | H: 0 | E: 0 | K: 0 | S: 5 | R: 0 | H: 1 | E: 1 | K: 0 | S: 6 | R: 0 | H: 0 | E: 0 | K: 0 | S: 5 | R: 0 | H: 0 | E: 0 | K: 1 | S: 8 | R: 0 | H: 0 | E: 0 | K: 1 | S: 8 | R: 0 | H: 0 | E: 0 | K: 0 | S: 7 | 1B: 3 | 2B: 0 | 3B: 0 | HR: 0 | SF: 0 | SAC: 1 | DP: 0 | HBP: 0 | WP: 0 | PB: 0 | SB: 0 | CS: 0 | PA: 30 |
|--------------|------|------|------|------|------|------|------|------|------|-------|------|------|------|------|------|------|------|------|------|------|------|------|------|------|------|------|------|------|------|------|------|------|------|------|------|------|------|------|------|------|------|------|------|------|------|-------|-------|-------|-------|-------|--------|-------|--------|-------|-------|-------|-------|--------|
|              | 0    | 0    | 0    | 1    | 8    | 0    | 1    | 0    | 3    | 12    | 0    | 1    | 0    | 0    | 7    | 0    | 0    | 0    | 0    | 5    | 0    | 0    | 1    | 0    | 6    | 0    | 0    | 0    | 0    | 0    | 5    | 0    | 0    | 0    | 8    | 0    | 0    | 1    | 0    | 8    | 0    | 0    | 0    | 7    | 3    | 0     | 0     | 0     | 0     | 0     | 0      | 0     | 0      | 0     | 0     | 0     | 30    |        |

| PITCHER                            | IP  | WLS | BF | H | R | ER | SO | BB | IBB | HBP | BLK | WP | HR | S  | P  | ERA  | WHIP  |
|------------------------------------|-----|-----|----|---|---|----|----|----|-----|-----|-----|----|----|----|----|------|-------|
| Frank Viola, L (1, 1)<br>ERA: 3.56 | 9.0 | W   | 30 | 3 | 0 | 0  | 5  | 0  | 0   | 0   | 0   | 0  | 0  | 61 | 85 | 0.00 | 0.333 |


**BOTTOM**

**New York Mets @ Los Angeles Dodgers**  
**Dodger Stadium, Los Angeles, CA**

Mon Aug 28 1989, 7:05 PM PDT  
 Att. 38,820 - Unknown

livebaseballscores.com

**AB 29**  
**R 0**  
**H 3**  
**RBI 0**  
**BB 0**  
**SO 5**  
**LOB 6**



| Batter  | 1   | 2                                | 3                             | 4                                | 5                             | 6                                | 7                            | 8                                | 9                            | AB R H RBI BB SO LOB            | TOP                          |                                 |                               |                                  |                               |                                  |                              |                                 |                                  |                                    |                                  |        |
|---|---|----------------------------------|-------------------------------|----------------------------------|-------------------------------|----------------------------------|------------------------------|----------------------------------|------------------------------|---------------------------------|------------------------------|---------------------------------|-------------------------------|----------------------------------|-------------------------------|----------------------------------|------------------------------|---------------------------------|----------------------------------|------------------------------------|----------------------------------|--------|
| Gregg Jefferies, S<br>OBP: 0.294, SLG: 0.345 (1, 4)   | 2-3<br>K  |                                  | 2-2<br>G5-3                   |                                  |                               | 0-3<br>K                         | 0-3<br>K                     |                                  |                              | 4 0 0 0 0 3 3                   |                              |                                 |                               |                                  |                               |                                  |                              |                                 |                                  |                                    |                                  |        |
| Keith Miller, R<br>OBP: 0.239, SLG: 0.273 (1, 8)      | 2-2<br>2B<br>1B                                       |                                  | 1-2<br>G4-3                   |                                  |                               | 0-0<br>G3                        |                              | 2-2<br>FC3-6<br>1B               |                              | 4 1 2 0 0 0 0                   |                              |                                 |                               |                                  |                               |                                  |                              |                                 |                                  |                                    |                                  |        |
| Howard Johnson, S<br>OBP: 0.378, SLG: 0.594 (1, 5)    | 1-1<br>2B<br>1-H                                      |                                  | 2-1<br>P4                     |                                  |                               | 1-3<br>K                         |                              | 0-0<br>FC3-6<br>1-2f             |                              | 4 0 1 1 0 1 1                   |                              |                                 |                               |                                  |                               |                                  |                              |                                 |                                  |                                    |                                  |        |
| Darryl Strawberry, L<br>OBP: 0.315, SLG: 0.494 (1, 9) | 1-3<br>K  |                                  |                               | 4-1<br>CS<br>BB                  |                               |                                  | 1-0<br>1B<br>WP<br>2B        | 4-1<br>1-2<br>IBB                |                              | 2 1 1 0 2 1 1                   |                              |                                 |                               |                                  |                               |                                  |                              |                                 |                                  |                                    |                                  |        |
| Kevin McReynolds, R<br>OBP: 0.333, SLG: 0.449 (1, 7)  | 2-3<br>K  |                                  |                               | 3-2<br>F8                        |                               |                                  | 0-0<br>E<br>WP<br>1B         | 1-3<br>K                         |                              | 4 0 1 0 0 2 4                   |                              |                                 |                               |                                  |                               |                                  |                              |                                 |                                  |                                    |                                  |        |
| Keith Hernandez, L<br>OBP: 0.339, SLG: 0.347 (1, 3)   |   |                                  |                               | 1-3<br>K                         |                               |                                  | 2-2<br>G6-3                  | 1-2<br>G3                        |                              | 4 0 1 0 0 1 4                   |                              |                                 |                               |                                  |                               |                                  |                              |                                 |                                  |                                    |                                  |        |
| Barry Lyons, R<br>OBP: 0.283, SLG: 0.346 (1, 2)       |   |                                  |                               |                                  |                               | 0-0<br>F9                        | 1-1<br>P4                    |                                  | 1-2<br>G5-3                  | 4 0 0 0 0 1 2                   |                              |                                 |                               |                                  |                               |                                  |                              |                                 |                                  |                                    |                                  |        |
| Kevin Elster, R<br>OBP: 0.285, SLG: 0.358 (1, 6)      |   |                                  |                               |                                  |                               | 0-3<br>K                         | 4-0<br>E<br>IBB              |                                  | 1-2<br>G1-3                  | 3 0 0 0 1 2 1                   |                              |                                 |                               |                                  |                               |                                  |                              |                                 |                                  |                                    |                                  |        |
| David Cone, L<br>OBP: 0.281, SLG: 0.290 (1, 1)        |   |                                  |                               |                                  |                               | 0-2<br>G6-3                      | 1-0<br>E4                    |                                  | 0-0<br>L1                    | 4 0 0 0 0 0 3                   |                              |                                 |                               |                                  |                               |                                  |                              |                                 |                                  |                                    |                                  |        |
| <b>Inning Stats</b>                                   | R: 1<br>E: 0<br>K: 3<br>S: 17                         | H: 2<br>LOB: 1<br>BB: 0<br>P: 25 | R: 0<br>E: 0<br>K: 2<br>S: 11 | H: 1<br>LOB: 1<br>BB: 0<br>P: 17 | R: 0<br>E: 0<br>K: 0<br>S: 10 | H: 0<br>LOB: 0<br>BB: 0<br>P: 15 | R: 0<br>E: 0<br>K: 1<br>S: 9 | H: 0<br>LOB: 0<br>BB: 1<br>P: 16 | R: 0<br>E: 0<br>K: 1<br>S: 7 | H: 0<br>LOB: 0<br>BB: 0<br>P: 7 | R: 0<br>E: 0<br>K: 2<br>S: 8 | H: 0<br>LOB: 0<br>BB: 0<br>P: 9 | R: 1<br>E: 1<br>K: 1<br>S: 12 | H: 2<br>LOB: 3<br>BB: 1<br>P: 21 | R: 0<br>E: 0<br>K: 1<br>S: 12 | H: 1<br>LOB: 2<br>BB: 1<br>P: 19 | R: 0<br>E: 0<br>K: 0<br>S: 7 | H: 0<br>LOB: 0<br>BB: 0<br>P: 9 | 1B: 4<br>2B: 2<br>3B: 0<br>HR: 0 | SF: 0<br>SAC: 0<br>DP: 0<br>HBP: 0 | WP: 1<br>PB: 0<br>SB: 1<br>CS: 1 | PA: 36 |
| <b>PITCHER</b>  | IP WLS BF H R ER SO BB IBB HBP BLK WP HR S P ERA WHIP |                                  |                               |                                  |                               |                                  |                              |                                  |                              |                                 |                              |                                 |                               |                                  |                               |                                  |                              |                                 |                                  |                                    |                                  |        |
| John Wetteland, R<br>ERA: 2.77 (1, 1)                 | 7.0 L 28 5 2 2 10 1 1 0 0 1 0 74 110 2.57 0.857       |                                  |                               |                                  |                               |                                  |                              |                                  |                              |                                 |                              |                                 |                               |                                  |                               |                                  |                              |                                 |                                  |                                    |                                  |        |
| Mike Morgan, R<br>ERA: 2.56 (8, 1)                    | 2.0 8 1 0 0 1 0 1 0 0 0 0 19 28 0.00 0.500            |                                  |                               |                                  |                               |                                  |                              |                                  |                              |                                 |                              |                                 |                               |                                  |                               |                                  |                              |                                 |                                  |                                    |                                  |        |

New York Mets @ Los Angeles Dodgers  
Dodger Stadium, Los Angeles, CA

Tue Aug 29 1989, 7:05 PM PDT  
Att. 36,756 - Unknown - 70 F

[livebaseballscorecards.com](http://livebaseballscorecards.com)

|     |    |
|-----|----|
| AB  | 33 |
| R   | 2  |
| H   | 6  |
| RBI | 1  |
| BB  | 3  |
| SO  | 11 |
| LOB | 19 |





# New York Mets @ Los Angeles Dodgers

## Dodger Stadium, Los Angeles, CA

Wed Aug 30 1989, 7:05 PM PDT  
Att. 37,109 - Unknown - 70 F

|     |    |
|-----|----|
| AB  | 34 |
| R   | 9  |
| H   | 10 |
| RBI | 8  |
| BB  | 6  |
| SO  | 3  |
| LOB | 17 |



| Batter  | 1         | 2         | 3            | 4           | 5               | 6             | 7                    | 8           | 9                   | AB R H RBI BB SO LOB           |
|---|-----------|-----------|--------------|-------------|-----------------|---------------|----------------------|-------------|---------------------|--------------------------------|
| <b>Gregg Jefferies, S</b> (1, 4)<br>OBP: 0.300, SLG: 0.348  | 1-0<br>F7 |           | 0-0<br>1B    |             |                 | 4-0<br>2B WP  | 4-0<br>1B HR         |             | 1-0<br>1B WP        | 3 4 2 0 2 0 0                  |
| <b>Juan Samuel, R</b> (1, 8)<br>OBP: 0.308, SLG: 0.356  | 2-3<br>K  |           | 2-2<br>1B CS |             |                 | 2-1<br>1B WP  | 2-2<br>P4            |             | 3-2<br>2B FC5-2     | 5 0 3 2 0 1 2                  |
| <b>Howard Johnson, S</b> (1, 5)<br>OBP: 0.380, SLG: 0.595<br><b>Keith Miller, R</b> (9, PR)<br>OBP: 0.239, SLG: 0.273 | 3-2<br>F8 |           | 2-0<br>1B CS | 1-1<br>G3-1 |                 | 4-1<br>1B S   | 0-0<br>1B HR         |             | 0-1<br>1B FC5-2     | 4 1 2 2 1 0 0<br>0 0 0 0 0 0 0 |
| <b>Darryl Strawberry, L</b> (1, 9)<br>OBP: 0.314, SLG: 0.489  |           | 2-3<br>K  |              | 3-2<br>L3   |                 | 0-1<br>1B P2  | SAFE<br>1-2<br>1B HR |             | 0-2<br>1B FC5-2     | 4 1 0 0 1 1 4                  |
| <b>Kevin McReynolds, R</b> (1, 7)<br>OBP: 0.331, SLG: 0.453   |           | 3-1<br>F8 |              | 1-2<br>P5   |                 | 1-1<br>1B P3  | 0-1<br>1B HR         |             | 0-0<br>1B FC3-2-6-5 | 5 1 1 4 0 0 5                  |
| <b>Keith Hernandez, L</b> (1, 3)<br>OBP: 0.337, SLG: 0.341  |           | 3-1<br>G3 |              |             | 0-0<br>F8       | 4-0<br>1B IBB | 2-2<br>F8            |             |                     | 3 0 0 0 1 0 0                  |
| <b>Barry Lyons, R</b> (1, 2)<br>OBP: 0.282, SLG: 0.344  |           |           | 2-2<br>F8    |             | 1-0<br>1B FC3-6 | 1-2<br>F7     |                      | 0-0<br>F8   |                     | 4 0 1 0 0 0 3                  |
| <b>Kevin Elster, R</b> (1, 6)<br>OBP: 0.287, SLG: 0.358   |           |           | 4-2<br>1B BB |             | 2-1<br>1B P3    |               | 3-2<br>1B SH1-4      | 0-2<br>L6   |                     | 3 2 1 0 1 0 1                  |
| <b>Sid Fernandez, L</b> (1, 1)<br>OBP: 0.193, SLG: 0.200<br><b>Don Aase, R</b> (8, 1)                                 |           |           | 0-3<br>K     |             | 2-1<br>1B FC3-6 |               | 0-1<br>1B SH1-4      | 2-2<br>G5-3 |                     | 3 0 0 0 0 1 2<br>0 0 0 0 0 0 0 |

| Inning Stats | R: 0<br>E: 0<br>K: 1<br>S: 7 | H: 0<br>LOB: 0<br>BB: 0<br>P: 13 | R: 0<br>E: 0<br>K: 1<br>S: 7 | H: 0<br>LOB: 0<br>BB: 0<br>P: 15 | R: 2<br>E: 0<br>K: 1<br>S: 15 | H: 2<br>LOB: 0<br>BB: 1<br>P: 24 | R: 0<br>E: 0<br>K: 0<br>S: 10 | H: 0<br>LOB: 0<br>BB: 0<br>P: 15 | R: 0<br>E: 0<br>K: 0<br>S: 6 | H: 1<br>LOB: 1<br>BB: 0<br>P: 11 | R: 1<br>E: 0<br>K: 0<br>S: 11 | H: 1<br>LOB: 3<br>BB: 3<br>P: 27 | R: 5<br>E: 0<br>K: 0<br>S: 17 | H: 3<br>LOB: 0<br>BB: 2<br>P: 32 | R: 0<br>E: 0<br>K: 0<br>S: 7 | H: 0<br>LOB: 0<br>BB: 0<br>P: 9 | R: 1<br>E: 0<br>K: 0<br>S: 10 | H: 3<br>LOB: 2<br>BB: 0<br>P: 14 | 1B: 7<br>2B: 3<br>3B: 0<br>HR: 1 | SF: 0<br>SAC: 1<br>DP: 1<br>HBP: 0 | WP: 2<br>PB: 0<br>SB: 2<br>CS: 1 | PA: 42 |
|--------------|------------------------------|----------------------------------|------------------------------|----------------------------------|-------------------------------|----------------------------------|-------------------------------|----------------------------------|------------------------------|----------------------------------|-------------------------------|----------------------------------|-------------------------------|----------------------------------|------------------------------|---------------------------------|-------------------------------|----------------------------------|----------------------------------|------------------------------------|----------------------------------|--------|
|--------------|------------------------------|----------------------------------|------------------------------|----------------------------------|-------------------------------|----------------------------------|-------------------------------|----------------------------------|------------------------------|----------------------------------|-------------------------------|----------------------------------|-------------------------------|----------------------------------|------------------------------|---------------------------------|-------------------------------|----------------------------------|----------------------------------|------------------------------------|----------------------------------|--------|

| PITCHER                                      | IP  | WLS | BF | H | R | ER | SO | BB | IBB | HBP | BLK | WP | HR | S  | P  | ERA   | WHIP  |
|--|-----|-----|----|---|---|----|----|----|-----|-----|-----|----|----|----|----|-------|-------|
| <b>Ramon Martinez, R</b> (1, 1)<br>ERA: 3.79 | 5.0 | L   | 20 | 4 | 3 | 3  | 3  | 2  | 0   | 0   | 0   | 0  | 0  | 47 | 86 | 5.40  | 1.200 |
| <b>Ray Searge, L</b> (6, 1)<br>ERA: 3.27     | 0.1 |     | 2  | 0 | 0 | 0  | 0  | 1  | 0   | 0   | 0   | 1  | 0  | 3  | 7  | 0.00  | 3.000 |
| <b>Tim Crews, R</b> (6, 1)<br>ERA: 3.36      | 1.2 |     | 11 | 3 | 5 | 5  | 0  | 2  | 1   | 0   | 0   | 0  | 1  | 23 | 44 | 27.00 | 3.000 |
| <b>Mike Morgan, R</b> (8, 1)<br>ERA: 2.59    | 2.0 |     | 8  | 3 | 1 | 1  | 0  | 0  | 0   | 0   | 0   | 1  | 0  | 17 | 23 | 4.50  | 1.500 |

|       |        |
|-------|--------|
| WP: 2 | PA: 42 |
|-------|--------|



| Batter  | 1         | 2         | 3         | 4 | 5                | 6         | 7           | 8               | 9               | AB R H RBI BB SO LOB   |
|---|-----------|-----------|-----------|---|------------------|-----------|-------------|-----------------|-----------------|--|
| Alfredo Griffin, S<br>OBP: 0.306, SLG: 0.326 (1, 6) | 2-3<br>K  |           | 1-0<br>1B |   |                  | 4-0<br>BB |             | 1-0<br>L6       | 0-0<br>2B       | 4 0 2 0 1 1 0  |
| Willie Randolph, R<br>OBP: 0.356, SLG: 0.308 (1, 4) | 1-1<br>P3 |           | 0-0<br>L7 |   |                  | 0-3<br>K  |             | 1-0<br>P3       | 1-0<br>G6-3     | 5 0 0 0 0 1 4  |
| Eddie Murray, S<br>OBP: 0.349, SLG: 0.396 (1, 3)    | 3-2<br>P4 |           |           |   | 2-1<br>F9        | 1-0<br>F8 |             | 4-2<br>HR<br>BB |                 | 3 1 0 0 1 0 1  |
| Mike Marshall, R<br>OBP: 0.331, SLG: 0.423 (1, 9)   |           | 1-3<br>K  |           |   | 0-2<br>G6-3      | 0-1<br>F9 |             | 0-0<br>HR       |                 | 4 1 1 2 0 1 1  |
| Mickey Hatcher, R<br>OBP: 0.310, SLG: 0.375 (1, 7)  |           | 4-1<br>BB |           |   | 4-1<br>2B<br>BB  |           | 3-2<br>F8   | 1-1<br>1B       |                 | 2 0 1 0 2 0 0  |
| Jeff Hamilton, R<br>OBP: 0.277, SLG: 0.394 (1, 5)   |           | 0-0<br>F7 |           |   | 2-2<br>2B<br>1-H |           | 2-1<br>HR   | 0-0<br>G4-3     |                 | 4 1 2 1 0 0 2  |
| John Shelby, S<br>OBP: 0.221, SLG: 0.194 (1, 8)     |           | 0-0<br>F7 |           |   | 3-3<br>K         |           | 2-2<br>G6-3 |                 | 2-1<br>F7       | 4 0 0 0 0 1 1  |
| Rick Dempsey, R<br>OBP: 0.311, SLG: 0.270 (1, 2)    |           |           | 2-3<br>K  |   | 2-3<br>K         |           | 2-1<br>1B   |                 | 1-0<br>2B<br>1B | 3 0 1 0 0 2 0<br>1 0 1 0 0 0 0   |
| Mike Scioscia, L<br>OBP: 0.333, SLG: 0.338 (9, PH)  |           |           |           |   | 2-3<br>K         |           | 3-2<br>P3   |                 | 0-0<br>F7       | 2 0 0 0 0 0 1 0<br>0 0 0 0 0 0 0 0<br>0 0 0 0 0 0 0 0<br>1 0 0 0 0 0 0 1<br>0 0 0 0 0 0 0 0<br>1 0 0 0 0 0 0 1 |
| Ramon Martinez, R<br>OBP: 0.182, SLG: 0.190 (1, 1)  |           |           | 2-2<br>L9 |   |                  |           |             |                 |                 |  |
| Ray Seaver, L<br>(6, 1)                             |           |           |           |   |                  |           |             |                 |                 |  |
| Tim Crews, R<br>(6, 1)                              |           |           |           |   |                  |           |             |                 |                 |  |
| Jose Gonzalez, R<br>OBP: 0.319, SLG: 0.336 (7, PH)  |           |           |           |   |                  |           |             |                 |                 |  |
| Mike Morgan, R<br>OBP: 0.166, SLG: 0.083 (8, 1)     |           |           |           |   |                  |           |             |                 |                 |  |
| Lenny Harris, L<br>OBP: 0.282, SLG: 0.292 (9, PH)   |           |           |           |   |                  |           |             |                 |                 |  |


| Inning Stats                         | R: 0 | H: 0 | E: 0 | K: 1 | S: 9 | R: 0 | H: 0 | E: 0 | K: 1 | S: 7 | R: 0 | H: 1 | E: 0 | K: 1 | S: 9 | R: 0 | H: 1  | E: 0 | K: 0 | S: 9 | R: 0 | H: 0 | E: 0 | K: 3 | S: 10 | R: 0 | H: 0 | E: 0 | K: 1 | S: 6 | R: 1 | H: 2 | E: 0 | K: 0 | S: 15 | R: 2 | H: 2 | E: 0 | K: 0 | S: 8 | R: 0 | H: 2 | E: 0 | K: 0 | S: 6 | 1B: 4 | 2B: 2 | 3B: 0 | HR: 2 | SF: 0 | SAC: 0 | DP: 0 | HBP: 0 | WP: 0 | PB: 0 | SB: 0 | CS: 0 | PA: 38 |
|--------------------------------------|------|------|------|------|------|------|------|------|------|------|------|------|------|------|------|------|-------|------|------|------|------|------|------|------|-------|------|------|------|------|------|------|------|------|------|-------|------|------|------|------|------|------|------|------|------|------|-------|-------|-------|-------|-------|--------|-------|--------|-------|-------|-------|-------|--------|
| PITCHER                              | IP   | WLS  | BF   | H    | R    | ER   | SO   | BB   | IBB  | HBP  | BLK  | WP   | HR   | S    | P    | ERA  | WHIP  |      |      |      |      |      |      |      |       |      |      |      |      |      |      |      |      |      |       |      |      |      |      |      |      |      |      |      |      |       |       |       |       |       |        |       |        |       |       |       |       |        |
| Sid Fernandez, L<br>ERA: 2.79 (1, 1) | 7.2  | W    | 31   | 5    | 3    | 3    | 7    | 4    | 0    | 0    | 0    | 0    | 2    | 70   | 124  | 3.52 | 1.174 |      |      |      |      |      |      |      |       |      |      |      |      |      |      |      |      |      |       |      |      |      |      |      |      |      |      |      |      |       |       |       |       |       |        |       |        |       |       |       |       |        |
| Don Aase, R<br>ERA: 3.74 (8, 1)      | 1.1  |      | 7    | 3    | 0    | 0    | 0    | 0    | 0    | 0    | 0    | 0    | 0    | 9    | 14   | 0.00 | 2.250 |      |      |      |      |      |      |      |       |      |      |      |      |      |      |      |      |      |       |      |      |      |      |      |      |      |      |      |      |       |       |       |       |       |        |       |        |       |       |       |       |        |

**BOTTOM**

**New York Mets @ Los Angeles Dodgers**  
Dodger Stadium, Los Angeles, CA

Wed Aug 30 1989, 7:05 PM PDT  
Att: 37,109 - Unknown - 70 F

|     |    |
|-----|----|
| AB  | 34 |
| R   | 3  |
| H   | 8  |
| RBI | 3  |
| BB  | 4  |
| SO  | 7  |
| LOB | 11 |



| Batter  | 1         | 2         | 3         | 4                    | 5         | 6                       | 7         | 8              | 9 | AB R H RBI BB SO LOB |
|---|-----------|-----------|-----------|----------------------|-----------|-------------------------|-----------|----------------|---|----------------------|
| Gregg Jefferies, S (1, 4)<br>OBP: 0.300, SLG: 0.348   | 1-0<br>G3 |           | 2-1<br>L6 |                      |           | 1-1<br>FC6-5<br>S<br>1B |           | 0-0<br>SF9     |   | 3 0 1 1 0 0 1        |
| Juan Samuel, R (1, 8)<br>OBP: 0.307, SLG: 0.353       | 0-0<br>F9 |           |           | 4-1<br>G6-3 WP<br>BB |           | 2-2<br>FC6-5<br>1-3     |           | 0-1<br>G6-3    |   | 3 0 0 0 1 0 2        |
| Howard Johnson, S (1, 5)<br>OBP: 0.380, SLG: 0.592    | 0-2<br>P5 |           |           | 2-0<br>P6<br>1-2     |           | 2-1<br>F9               |           | 2-2<br>S<br>1B |   | 4 0 1 0 0 0 2        |
| Darryl Strawberry, L (1, 9)<br>OBP: 0.311, SLG: 0.484 |           | 1-3<br>K  |           | 0-2<br>G6-3<br>2-3   |           | 3-1<br>P6               |           | 3-3<br>K       |   | 4 0 0 0 0 2 2        |
| Kevin McReynolds, R (1, 7)<br>OBP: 0.331, SLG: 0.451  |           | 2-3<br>K  |           | 1-1<br>G5-3          |           | 0-0<br>G4-6-3<br>1B     |           | 1-1<br>F9      |   | 4 0 1 0 0 1 2        |
| Keith Hernandez, L (1, 3)<br>OBP: 0.330, SLG: 0.333   |           | 1-3<br>K  |           | 1-0<br>P7            |           | 0-0<br>G4-6-3<br>1-2f   |           | 1-0<br>F9      |   | 4 0 0 0 0 1 2        |
| Gary Carter, R (1, 2)<br>OBP: 0.229, SLG: 0.248       |           |           | 1-0<br>1B |                      | 0-1<br>F8 |                         | 0-2<br>F9 |                |   | 3 0 1 0 0 0 0        |
| Kevin Elster, R (1, 6)<br>OBP: 0.285, SLG: 0.355      |           | 1-2<br>L3 |           | 3-2<br>P3            |           | 0-0<br>E5<br>2B<br>SF9  |           |                |   | 3 1 0 0 0 0 1        |
| Ron Darling, R (1, 1)<br>OBP: 0.159, SLG: 0.246       |           | 0-3<br>K  |           | 1-2<br>F9            |           |                         | 0-0<br>2B |                |   | 2 0 0 0 0 1 1        |
| Dave Magadan, L (8, PH)<br>OBP: 0.365, SLG: 0.400     |           |           |           |                      |           |                         |           |                |   | 1 0 1 0 0 0 0        |
| Lou Thornton, L (8, PR)                               |           |           |           |                      |           |                         |           |                |   | 0 0 0 0 0 0 0        |
| Jeff Musselman, L (8, 1)                              |           |           |           |                      |           |                         |           |                |   | 0 0 0 0 0 0 0        |

| Inning Stats | R: 0<br>E: 0<br>K: 0<br>S: 6 | H: 0<br>LOB: 0<br>BB: 0<br>P: 7 | R: 0<br>E: 0<br>K: 3<br>S: 12 | H: 0<br>LOB: 0<br>BB: 0<br>P: 16 | R: 0<br>E: 0<br>K: 1<br>S: 9 | H: 1<br>LOB: 1<br>BB: 0<br>P: 13 | R: 0<br>E: 0<br>K: 0<br>S: 7 | H: 0<br>LOB: 1<br>BB: 1<br>P: 14 | R: 0<br>E: 0<br>K: 0<br>S: 6 | H: 0<br>LOB: 0<br>BB: 0<br>P: 10 | R: 0<br>E: 0<br>K: 0<br>S: 12 | H: 1<br>LOB: 1<br>BB: 0<br>P: 18 | R: 0<br>E: 0<br>K: 0<br>S: 4 | H: 1<br>LOB: 0<br>BB: 0<br>P: 7 | R: 1<br>E: 1<br>K: 0<br>S: 8 | H: 1<br>LOB: 1<br>BB: 0<br>P: 8 | R: 0<br>E: 0<br>K: 1<br>S: 13 | H: 1<br>LOB: 1<br>BB: 0<br>P: 20 | 1B: 4<br>2B: 1<br>3B: 0<br>HR: 0 | SF: 1<br>SAC: 0<br>DP: 1<br>HBP: 0 |
|--------------|------------------------------|---------------------------------|-------------------------------|----------------------------------|------------------------------|----------------------------------|------------------------------|----------------------------------|------------------------------|----------------------------------|-------------------------------|----------------------------------|------------------------------|---------------------------------|------------------------------|---------------------------------|-------------------------------|----------------------------------|----------------------------------|------------------------------------|
|--------------|------------------------------|---------------------------------|-------------------------------|----------------------------------|------------------------------|----------------------------------|------------------------------|----------------------------------|------------------------------|----------------------------------|-------------------------------|----------------------------------|------------------------------|---------------------------------|------------------------------|---------------------------------|-------------------------------|----------------------------------|----------------------------------|------------------------------------|


| PITCHER                               | IP  | WLS | BF | H | R | ER | SO | BB | IBB | HBP | BLK | WP | HR | S  | P  | ERA  | WHIP  |
|---------------------------------------|-----|-----|----|---|---|----|----|----|-----|-----|-----|----|----|----|----|------|-------|
| Scott Garrelts, R (1, 1)<br>ERA: 2.26 | 8.0 | W   | 29 | 4 | 1 | 0  | 4  | 1  | 0   | 0   | 0   | 1  | 0  | 64 | 93 | 0.00 | 0.625 |
| Craig Lefferts, L (9, 1)<br>ERA: 2.59 | 1.0 |     | 4  | 1 | 0 | 0  | 1  | 0  | 0   | 0   | 0   | 0  | 0  | 13 | 20 | 0.00 | 1.000 |

**TOP**

**New York Mets @ San Francisco Giants**  
Candlestick Park, San Francisco, CA

Fri Sep 01 1989, 10:05 PM EDT  
Att: 29,413 - Unknown

|            |           |
|------------|-----------|
| <b>AB</b>  | <b>31</b> |
| <b>R</b>   | <b>1</b>  |
| <b>H</b>   | <b>5</b>  |
| <b>RBI</b> | <b>1</b>  |
| <b>BB</b>  | <b>1</b>  |
| <b>SO</b>  | <b>5</b>  |
| <b>LOB</b> | <b>13</b> |



|           |          |           |           |
|-----------|----------|-----------|-----------|
| <b>WP</b> | <b>1</b> | <b>PA</b> | <b>33</b> |
| <b>PB</b> | <b>0</b> |           |           |
| <b>SB</b> | <b>2</b> |           |           |
| <b>CS</b> | <b>0</b> |           |           |

livebaseballscorecards.com



| Batter  | 1   | 2                               | 3                            | 4                                | 5                            | 6                               | 7                            | 8                                | 9                            | AB R H RBI BB SO LOB             | TOP                          |                                  |                              |                                 |                              |                                  |                              |                                  |                                  |                                    |                                  |        |
|---|---|---------------------------------|------------------------------|----------------------------------|------------------------------|---------------------------------|------------------------------|----------------------------------|------------------------------|----------------------------------|------------------------------|----------------------------------|------------------------------|---------------------------------|------------------------------|----------------------------------|------------------------------|----------------------------------|----------------------------------|------------------------------------|----------------------------------|--------|
| Gregg Jefferies, S (1, 4)<br>OBP: 0.299, SLG: 0.347   | 0-1<br>F8   |                                 | 0-0<br>G4-3                  |                                  |                              | 1-0<br>1B                       |                              | 1-1<br>L8                        |                              | 4 0 1 0 0 0 0                    |                              |                                  |                              |                                 |                              |                                  |                              |                                  |                                  |                                    |                                  |        |
| Juan Samuel, R (1, 8)<br>OBP: 0.307, SLG: 0.352       | 0-1<br>L5   |                                 |                              | 2-0<br>P3                        |                              | 0-1<br>1B                       |                              | 1-3<br>K                         |                              | 4 0 1 0 0 1 0                    |                              |                                  |                              |                                 |                              |                                  |                              |                                  |                                  |                                    |                                  |        |
| Howard Johnson, S (1, 5)<br>OBP: 0.379, SLG: 0.596    | 0-0<br>P5   |                                 |                              | 0-0<br>P8                        |                              | 2-3<br>K                        |                              |                                  | 3-0<br>HR                    | 4 1 1 1 0 1 2                    |                              |                                  |                              |                                 |                              |                                  |                              |                                  |                                  |                                    |                                  |        |
| Darryl Strawberry, L (1, 9)<br>OBP: 0.311, SLG: 0.481 |   | 0-0<br>G3                       |                              | 4-2<br>BB                        |                              | 1-0<br>P5                       |                              | 1-2<br>L3                        |                              | 3 0 0 0 1 0 2                    |                              |                                  |                              |                                 |                              |                                  |                              |                                  |                                  |                                    |                                  |        |
| Kevin McReynolds, R (1, 7)<br>OBP: 0.328, SLG: 0.447  |   | 2-3<br>K                        |                              | 1-0<br>P4                        |                              | 0-0<br>G3                       |                              | 1-1<br>G6-3                      |                              | 4 0 0 0 0 1 3                    |                              |                                  |                              |                                 |                              |                                  |                              |                                  |                                  |                                    |                                  |        |
| Dave Magadan, L (1, 3)<br>OBP: 0.367, SLG: 0.404      |   | 1-0<br>2B                       |                              |                                  | 1-1<br>F8                    |                                 | 1-2<br>G4-3                  |                                  | 1-0<br>1B                    | 4 0 2 0 0 0 0                    |                              |                                  |                              |                                 |                              |                                  |                              |                                  |                                  |                                    |                                  |        |
| Barry Lyons, R (1, 2)<br>OBP: 0.278, SLG: 0.339       |   | 0-2<br>G3-1                     |                              |                                  | 0-0<br>F7                    |                                 | 0-3<br>K                     |                                  | 1-0<br>P6                    | 3 0 0 0 0 1 1                    |                              |                                  |                              |                                 |                              |                                  |                              |                                  |                                  |                                    |                                  |        |
| Mackey Sasser, L (9, PH)<br>OBP: 0.313, SLG: 0.412    |   |                                 |                              |                                  |                              |                                 |                              |                                  |                              | 1 0 0 0 0 0 1                    |                              |                                  |                              |                                 |                              |                                  |                              |                                  |                                  |                                    |                                  |        |
| Kevin Elster, R (1, 6)<br>OBP: 0.285, SLG: 0.363      |   |                                 | 1-1<br>F9                    |                                  | 2-0<br>HR                    |                                 | 0-0<br>F8                    |                                  |                              | 3 1 1 1 0 0 0                    |                              |                                  |                              |                                 |                              |                                  |                              |                                  |                                  |                                    |                                  |        |
| Frank Viola, L (1, 1)<br>OBP: 0.154, SLG: 0.083       |   |                                 | 0-0<br>G1-3                  |                                  |                              |                                 |                              | 3-2<br>F8                        |                              | 2 0 0 0 0 1 0                    |                              |                                  |                              |                                 |                              |                                  |                              |                                  |                                  |                                    |                                  |        |
| Keith Miller, R (8, PH)<br>OBP: 0.237, SLG: 0.270     |   |                                 |                              |                                  |                              |                                 |                              |                                  |                              | 1 0 0 0 0 0 0                    |                              |                                  |                              |                                 |                              |                                  |                              |                                  |                                  |                                    |                                  |        |
| Randy Myers, L (8, 1)                                 |   |                                 |                              |                                  |                              |                                 |                              |                                  |                              | 0 0 0 0 0 0 0                    |                              |                                  |                              |                                 |                              |                                  |                              |                                  |                                  |                                    |                                  |        |
| <b>Inning Stats</b>                                   | R: 0<br>E: 0<br>K: 0<br>S: 5                          | H: 0<br>LOB: 0<br>BB: 0<br>P: 5 | R: 0<br>E: 0<br>K: 1<br>S: 8 | H: 1<br>LOB: 1<br>BB: 0<br>P: 11 | R: 0<br>E: 0<br>K: 0<br>S: 4 | H: 0<br>LOB: 0<br>BB: 0<br>P: 5 | R: 0<br>E: 0<br>K: 0<br>S: 5 | H: 0<br>LOB: 1<br>BB: 1<br>P: 12 | R: 1<br>E: 0<br>K: 1<br>S: 7 | H: 1<br>LOB: 0<br>BB: 0<br>P: 11 | R: 0<br>E: 0<br>K: 1<br>S: 9 | H: 2<br>LOB: 2<br>BB: 0<br>P: 13 | R: 0<br>E: 0<br>K: 1<br>S: 7 | H: 0<br>LOB: 0<br>BB: 0<br>P: 8 | R: 0<br>E: 0<br>K: 1<br>S: 8 | H: 0<br>LOB: 0<br>BB: 0<br>P: 13 | R: 1<br>E: 0<br>K: 0<br>S: 8 | H: 2<br>LOB: 1<br>BB: 0<br>P: 15 | 1B: 3<br>2B: 1<br>3B: 0<br>HR: 2 | SF: 0<br>SAC: 0<br>DP: 0<br>HBP: 0 | WP: 0<br>PB: 0<br>SB: 0<br>CS: 0 | PA: 34 |
| <b>PITCHER</b>  | IP WLS BF H R ER SO BB IBB HBP BLK WP HR S P ERA WHIP |                                 |                              |                                  |                              |                                 |                              |                                  |                              |                                  |                              |                                  |                              |                                 |                              |                                  |                              |                                  |                                  |                                    |                                  |        |
| Rick Reuschel, R (1, 1)<br>ERA: 2.6                   | 8.0 W 29 4 1 1 5 1 0 0 0 0 0 1 53 78 1.12 0.625       |                                 |                              |                                  |                              |                                 |                              |                                  |                              |                                  |                              |                                  |                              |                                 |                              |                                  |                              |                                  |                                  |                                    |                                  |        |
| Jeff Brantley, R (9, 1)<br>ERA: 3.98                  | 1.0 5 2 1 1 0 0 0 0 0 0 0 1 8 15 9.00 2.000           |                                 |                              |                                  |                              |                                 |                              |                                  |                              |                                  |                              |                                  |                              |                                 |                              |                                  |                              |                                  |                                  |                                    |                                  |        |

New York Mets @ San Francisco Giants  
Candlestick Park, San Francisco, CA

Sat Sep 02 1989, 6:33 AM EDT  
Att. 31,066 - Sunny - 80 F

livebaseballscorecards.com

AB 33  
R 2  
H 6  
RBI 2  
BB 1  
SO 5  
LOB 9





| Batter  | 1                            | 2                               | 3                            | 4                                | 5                            | 6                                | 7                            | 8                               | 9                             | AB R H RBI BB SO LOB             | TOP                          |                                 |                               |                                  |                              |                                  |                               |                                  |                                  |                                    |                                  |        |    |    |   |   |     |      |  |  |  |
|---|------------------------------|---------------------------------|------------------------------|----------------------------------|------------------------------|----------------------------------|------------------------------|---------------------------------|-------------------------------|----------------------------------|------------------------------|---------------------------------|-------------------------------|----------------------------------|------------------------------|----------------------------------|-------------------------------|----------------------------------|----------------------------------|------------------------------------|----------------------------------|--------|----|----|---|---|-----|------|--|--|--|
| Gregg Jefferies, S (1, 4)<br>OBP: 0.297, SLG: 0.343   | 0-0<br>F9                    |                                 | 1-2<br>F5                    |                                  |                              | 0-0<br>G3-6                      |                              | 1-0<br>G6-3                     |                               | 4 0 0 0 0 0 2                    |                              |                                 |                               |                                  |                              |                                  |                               |                                  |                                  |                                    |                                  |        |    |    |   |   |     |      |  |  |  |
| Keith Hernandez, L (1, 3)<br>OBP: 0.324, SLG: 0.326   | 0-0<br>P5                    |                                 |                              | 0-0<br>F8                        |                              | 0-0<br>P5                        |                              |                                 | 0-3<br>K                      | 4 0 0 0 0 1 0                    |                              |                                 |                               |                                  |                              |                                  |                               |                                  |                                  |                                    |                                  |        |    |    |   |   |     |      |  |  |  |
| Kevin McReynolds, R (1, 7)<br>OBP: 0.327, SLG: 0.445  | 2-2<br>F9                    |                                 |                              | 2-1<br>P3                        |                              |                                  | 0-3<br>K                     |                                 | 0-1<br>1B                     | 4 0 1 0 0 1 0                    |                              |                                 |                               |                                  |                              |                                  |                               |                                  |                                  |                                    |                                  |        |    |    |   |   |     |      |  |  |  |
| Howard Johnson, S (1, 5)<br>OBP: 0.376, SLG: 0.591    |                              | 2-3<br>K                        |                              | 1-1<br>F7                        |                              |                                  | 1-2<br>F9                    |                                 | 0-2<br>P5                     | 4 0 0 0 0 1 1                    |                              |                                 |                               |                                  |                              |                                  |                               |                                  |                                  |                                    |                                  |        |    |    |   |   |     |      |  |  |  |
| Darryl Strawberry, L (1, 9)<br>OBP: 0.314, SLG: 0.483 |                              | 3-1<br>1B                       |                              |                                  | 1-2<br>1B                    |                                  | 0-1<br>1B                    |                                 | 2-1<br>F8                     | 4 0 3 0 0 0 1                    |                              |                                 |                               |                                  |                              |                                  |                               |                                  |                                  |                                    |                                  |        |    |    |   |   |     |      |  |  |  |
| Juan Samuel, R (1, 8)<br>OBP: 0.305, SLG: 0.350       |                              | 0-0<br>F9                       |                              |                                  | 1-3<br>K                     |                                  | 2-0<br>G4-3                  |                                 |                               | 3 0 0 0 0 1 3                    |                              |                                 |                               |                                  |                              |                                  |                               |                                  |                                  |                                    |                                  |        |    |    |   |   |     |      |  |  |  |
| Mackey Sasser, L (1, 2)<br>OBP: 0.313, SLG: 0.410     |                              | 0-1<br>F8                       |                              |                                  | 0-1<br>1B                    |                                  |                              | 0-0<br>G3-1                     |                               | 3 0 1 0 0 0 1                    |                              |                                 |                               |                                  |                              |                                  |                               |                                  |                                  |                                    |                                  |        |    |    |   |   |     |      |  |  |  |
| Kevin Elster, R (1, 6)<br>OBP: 0.286, SLG: 0.365      |                              |                                 | 2-1<br>F8                    |                                  | 3-1<br>F8                    |                                  |                              | 0-2<br>G4-3<br>2B               |                               | 3 0 1 0 0 0 1                    |                              |                                 |                               |                                  |                              |                                  |                               |                                  |                                  |                                    |                                  |        |    |    |   |   |     |      |  |  |  |
| Bob Ojeda, L (1, 1)<br>OBP: 0.172, SLG: 0.127         |                              |                                 | 1-2<br>F8                    |                                  |                              | 0-0<br>G3-6<br>1B                |                              | 1-2<br>G4-3                     |                               | 2 0 1 0 0 0 0                    |                              |                                 |                               |                                  |                              |                                  |                               |                                  |                                  |                                    |                                  |        |    |    |   |   |     |      |  |  |  |
| Dave Magadan, L (8, PH)<br>OBP: 0.366, SLG: 0.403     |                              |                                 |                              |                                  |                              |                                  |                              |                                 |                               | 1 0 0 0 0 0 1                    |                              |                                 |                               |                                  |                              |                                  |                               |                                  |                                  |                                    |                                  |        |    |    |   |   |     |      |  |  |  |
| Don Aase, R (8, 1)                                    |                              |                                 |                              |                                  |                              |                                  |                              |                                 |                               | 0 0 0 0 0 0 0                    |                              |                                 |                               |                                  |                              |                                  |                               |                                  |                                  |                                    |                                  |        |    |    |   |   |     |      |  |  |  |
| <b>Inning Stats</b>                                   | R: 0<br>E: 0<br>K: 0<br>S: 5 | H: 0<br>LOB: 0<br>BB: 0<br>P: 7 | R: 0<br>E: 0<br>K: 1<br>S: 8 | H: 1<br>LOB: 1<br>BB: 0<br>P: 13 | R: 0<br>E: 0<br>K: 0<br>S: 8 | H: 0<br>LOB: 0<br>BB: 0<br>P: 12 | R: 0<br>E: 0<br>K: 0<br>S: 5 | H: 0<br>LOB: 0<br>BB: 0<br>P: 8 | R: 0<br>E: 0<br>K: 1<br>S: 11 | H: 2<br>LOB: 1<br>BB: 0<br>P: 16 | R: 0<br>E: 0<br>K: 0<br>S: 3 | H: 1<br>LOB: 0<br>BB: 0<br>P: 3 | R: 0<br>E: 0<br>K: 1<br>S: 11 | H: 1<br>LOB: 1<br>BB: 0<br>P: 14 | R: 0<br>E: 0<br>K: 0<br>S: 8 | H: 1<br>LOB: 1<br>BB: 0<br>P: 10 | R: 0<br>E: 0<br>K: 1<br>S: 11 | H: 1<br>LOB: 1<br>BB: 0<br>P: 13 | 1B: 6<br>2B: 1<br>3B: 0<br>HR: 0 | SF: 0<br>SAC: 0<br>DP: 1<br>HBP: 0 | WP: 0<br>PB: 0<br>SB: 0<br>CS: 0 | PA: 32 |    |    |   |   |     |      |  |  |  |
| <b>PITCHER</b><br>Don Robinson, R (1, 1)<br>ERA: 3.25 | IP<br>9.0                    | WLS<br>W                        | BF<br>32                     | H<br>7                           | R<br>0                       | ER<br>0                          | SO<br>4                      | BB<br>0                         | IBB<br>0                      | HBP<br>0                         | BLK<br>0                     | WP<br>0                         | HR<br>0                       | S<br>70                          | P<br>96                      | ERA<br>0.00                      | WHIP<br>0.778                 |                                  |                                  |                                    |                                  |        |    |    |   |   |     |      |  |  |  |
|   |                              |                                 |                              |                                  |                              |                                  |                              |                                 |                               |                                  | <b>PITCHER</b>               | IP                              | WLS                           | BF                               | H                            | R                                | ER                            | SO                               | BB                               | IBB                                | HBP                              | BLK    | WP | HR | S | P | ERA | WHIP |  |  |  |

**New York Mets @ San Francisco Giants**  
**Candlestick Park, San Francisco, CA**

|     |    |
|-----|----|
| AB  | 32 |
| R   | 0  |
| H   | 7  |
| RBI | 0  |
| BB  | 0  |
| SO  | 4  |
| LOB | 10 |



Sun Sep 03 1989, 6:33 AM EDT  
 Att. 44,084 - Sunny

livebaseballscorecards.com

| Batter  | 1  | 2           | 3                 | 4           | 5           | 6                         | 7                        | 8         | 9 | AB | R | H | RBI | BB | SO | LOB |
|---|--|-------------|-------------------|-------------|-------------|---------------------------|--------------------------|-----------|---|----|---|---|-----|----|----|-----|
| <b>Brett Butler, L</b><br>OBP: 0.344, SLG: 0.354 (1, 8)   | 0-0<br>1B S<br>1B                        | 3-2<br>L7   |                   |             | 2-3<br>K    |                           | 2-0<br>F7                |           |   | 4  | 1 | 1 | 0   | 0  | 1  | 0   |
| <b>Robby Thompson, R</b><br>OBP: 0.331, SLG: 0.411 (1, 4) | 1-0<br>BB 1B<br>1-3 BB<br>1B             |             | 2-2<br>G4-3<br>2B |             | 1-1<br>G6-3 |                           |                          | 2-3<br>K  |   | 4  | 1 | 2 | 0   | 0  | 1  | 0   |
| <b>Will Clark, L</b><br>OBP: 0.409, SLG: 0.546 (1, 3)     | 0-0<br>BB BB<br>1-2 BB<br>1B             |             | 1-2<br>G4-3       |             |             | 0-2<br>E3<br>S HR<br>G5-3 |                          | 2-2<br>2B |   | 4  | 1 | 2 | 1   | 0  | 0  | 1   |
| <b>Kevin Mitchell, R</b><br>OBP: 0.388, SLG: 0.651 (1, 7) | 0-1<br>F9                                |             | 1-1<br>G6-3       |             |             | 3-2<br>G5-3<br>1-2        |                          | 2-3<br>K  |   | 4  | 0 | 0 | 0   | 0  | 1  | 5   |
| <b>Matt Williams, R</b><br>OBP: 0.254, SLG: 0.513 (1, 5)  | 4-2<br>BB<br>1-2 BB<br>2-3 BB            |             | 3-3<br>K          |             |             | 1-0<br>HR                 |                          | 0-3<br>K  |   | 3  | 1 | 1 | 2   | 1  | 2  | 2   |
| <b>Donell Nixon, R</b><br>OBP: 0.312, SLG: 0.273 (1, 9)   | 4-2<br>G6-4-3<br>1-2 BB<br>2-3 BB<br>3-H |             |                   | 0-0<br>G1-3 |             | 0-0<br>G6-3               |                          |           |   | 2  | 0 | 0 | 1   | 1  | 0  | 0   |
| <b>Bob Brenly, R</b><br>OBP: 0.250, SLG: 0.266 (1, 2)     | 2-2<br>G6-4-3<br>1-2f                    |             | 1-2<br>G4-3       |             |             | 0-3<br>K                  |                          |           |   | 3  | 0 | 0 | 0   | 0  | 1  | 3   |
| <b>Jose Uribe, S</b><br>OBP: 0.267, SLG: 0.278 (1, 6)     |  | 0-0<br>F7   |                   | 1-1<br>G5-3 |             |                           | 3-2<br>CS<br>1B          |           |   | 3  | 0 | 1 | 0   | 0  | 0  | 0   |
| <b>Don Robinson, R</b><br>OBP: 0.205, SLG: 0.325 (1, 1)   |  | 2-2<br>G4-3 |                   |             | 2-1<br>F7   |                           | 1-2<br>SAFE<br>F8<br>1-2 |           |   | 3  | 0 | 0 | 0   | 0  | 0  | 1   |

| Inning Stats                           | R: 2    | H: 3   | E: 0   | K: 0 | S: 13 | H: 3  | LOB: 2 | BB: 2 | P: 24  | R: 0   | H: 0   | E: 0  | K: 0  | S: 16 | H: 0   | LOB: 0    | BB: 0       | P: 21 | R: 0 | H: 1 | E: 0 | K: 1 | S: 12 | H: 0 | LOB: 1 | BB: 0 | P: 19 | R: 0 | H: 0 | E: 0 | K: 0 | S: 6 | H: 0 | LOB: 0 | BB: 0 | P: 8 | R: 0 | H: 0 | E: 0 | K: 1 | S: 7 | H: 0 | LOB: 0 | BB: 0 | P: 12 | R: 2 | H: 1 | E: 1 | K: 1 | S: 12 | H: 1 | LOB: 0 | BB: 0 | P: 16 | R: 0 | H: 1 | E: 0 | K: 0 | S: 7 | H: 1 | LOB: 0 | BB: 0 | P: 13 | R: 0 | H: 1 | E: 0 | K: 3 | S: 13 | H: 1 | LOB: 1 | BB: 0 | P: 19 |
|--|---------|--------|--------|------|-------|-------|--------|-------|--------|--------|--------|-------|-------|-------|--------|-----------|-------------|-------|------|------|------|------|-------|------|--------|-------|-------|------|------|------|------|------|------|--------|-------|------|------|------|------|------|------|------|--------|-------|-------|------|------|------|------|-------|------|--------|-------|-------|------|------|------|------|------|------|--------|-------|-------|------|------|------|------|-------|------|--------|-------|-------|
| <b>Bob Ojeda, L</b><br>ERA: 3.6 (1, 1) | IP: 7.0 | WLS: L | BF: 28 | H: 6 | R: 4  | ER: 3 | SO: 3  | BB: 2 | IBB: 0 | HBP: 0 | BLK: 0 | WP: 0 | HR: 1 | S: 73 | P: 113 | ERA: 3.86 | WHIP: 1.143 |       |      |      |      |      |       |      |        |       |       |      |      |      |      |      |      |        |       |      |      |      |      |      |      |      |        |       |       |      |      |      |      |       |      |        |       |       |      |      |      |      |      |      |        |       |       |      |      |      |      |       |      |        |       |       |
| <b>Don Aase, R</b><br>ERA: 3.67 (8, 1) | IP: 1.0 | WLS: L | BF: 4  | H: 1 | R: 0  | ER: 0 | SO: 3  | BB: 0 | IBB: 0 | HBP: 0 | BLK: 0 | WP: 0 | HR: 0 | S: 13 | P: 19  | ERA: 0.00 | WHIP: 1.000 |       |      |      |      |      |       |      |        |       |       |      |      |      |      |      |      |        |       |      |      |      |      |      |      |      |        |       |       |      |      |      |      |       |      |        |       |       |      |      |      |      |      |      |        |       |       |      |      |      |      |       |      |        |       |       |


**BOTTOM**

**New York Mets @ San Francisco Giants**  
Candlestick Park, San Francisco, CA

Sun Sep 03 1989, 6:33 AM EDT  
Att. 44,084 - Sunny

livebaseballscorecards.com

|            |           |
|------------|-----------|
| <b>AB</b>  | <b>30</b> |
| <b>R</b>   | <b>4</b>  |
| <b>H</b>   | <b>7</b>  |
| <b>RBI</b> | <b>4</b>  |
| <b>BB</b>  | <b>2</b>  |
| <b>SO</b>  | <b>6</b>  |
| <b>LOB</b> | <b>12</b> |



|              |               |
|--------------|---------------|
| <b>WP: 0</b> | <b>PA: 32</b> |
| <b>PB: 0</b> | <b>SB: 2</b>  |
| <b>CS: 1</b> |               |

**Chicago Cubs @ New York Mets**  
 Shea Stadium, Flushing, NY  
 Mon Sep 04 1989, 7:05 PM EDT  
 Att: 46,049 - Unknown

|     |    |
|-----|----|
| AB  | 36 |
| R   | 7  |
| H   | 9  |
| RBI | 6  |
| BB  | 5  |
| SO  | 11 |
| LOB | 20 |



|    |   |    |    |
|----|---|----|----|
| WP | 2 | PA | 42 |
| PB | 0 |    |    |
| SB | 0 |    |    |
| CS | 0 |    |    |

| Batter  | 1   | 2   | 3   | 4   | 5  | 6   | 7  | 8  | 9   | AB   | R                                       | H | RBI | BB | SO | LOB |
|---|---|---|---|---|--|---|--|--|---|--|---|---|-----|----|----|-----|
| Jerome Walton, R (1, 8)<br>OBP: 0.354, SLG: 0.413   | 0-3 K   | 1-3 K   |   | 0-3 K   |  | 1 SAFE WP 0-0 1B                                      |  |  | 4-1 BB 3B BB  | 4  | 1                                       | 1 | 0   | 1  | 3  | 2   |
| 23 Ryne Sandberg, R (1, 4)<br>OBP: 0.344, SLG: 0.489  | 1-0 HR  |   | 4-0 WP 1B BB  | 3-3 K   |  | 2-3 K   |  |  | 2-1 F9  | 4  | 1                                       | 1 | 1   | 1  | 2  | 3   |
| Dwight Smith, L (1, 7)<br>OBP: 0.350, SLG: 0.474<br>Doug Dascenzo, S (9, PH)<br>OBP: 0.202, SLG: 0.150  | 1-0 F7  |   | 2-1 WP 1B BB  | 2-2 K 3B  |  | 3-2 F5  |  |  | 4-1 3B BB   | 4  | 1                                       | 2 | 0   | 0  | 0  | 1   |
| Mark Grace, L (1, 3)<br>OBP: 0.402, SLG: 0.476  | 4-2 BB  |   | 3-1 FC3-2-5-2 1B BB                                   | 2-1 F8  |  |   |  |  | 0-0 3B  | 4  | 1                                       | 1 | 2   | 1  | 0  | 3   |
| Andre Dawson, R (1, 9)<br>OBP: 0.311, SLG: 0.484  | 1-2 F2  |   | 4-0 1B IBB  |   | 1-0 L8   |   |  |  | 1-1 G6-3  | 4  | 1                                       | 0 | 0   | 1  | 0  | 2   |
| Luis Salazar, R (1, 5)<br>OBP: 0.304, SLG: 0.410  |   | 1-2 1B  | 1-2 F6  |   | 3-3 K  |   |  |  | 3-2 F8  | 5  | 0                                       | 1 | 0   | 0  | 1  | 4   |
| Shawon Dunston, R (1, 6)<br>OBP: 0.318, SLG: 0.398  |   | 0-3 K   | 0-0 1B  |   | 0-1 G3   |   |  |  | 0-3 K   | 4  | 0                                       | 1 | 1   | 0  | 2  | 1   |
| Rick Wrona, R (1, 2)<br>OBP: 0.255, SLG: 0.302  |   | 0-1 1B  | 3-2 1B  |   |  | 0-1 G5-3  |  |  | 1-2 G5-3  | 4  | 0                                       | 2 | 2   | 0  | 0  | 0   |
| Rick Sutcliffe, L (1, 1)<br>OBP: 0.271, SLG: 0.197<br>Marvell Wynne, L (6, PH)<br>OBP: 0.282, SLG: 0.354<br>Les Lancaster, R (6, 1)<br>OBP: 0.143, SLG: 0.286 |   | 2-3 K   | 1-3 K   |   |  | 2-1 1B WP HBP   |  |  | 1-3 K   | 2  | 0                                       | 0 | 0   | 0  | 2  | 4   |
| <b>Inning Stats</b>   | R: 1 H: 1<br>E: 0 LOB: 1<br>K: 1 BB: 1<br>S: 13 P: 20 | R: 0 H: 2<br>E: 0 LOB: 2<br>K: 3 BB: 0<br>S: 18 P: 22 | R: 3 H: 3<br>E: 0 LOB: 2<br>K: 1 BB: 2<br>S: 15 P: 33 | R: 0 H: 1<br>E: 0 LOB: 1<br>K: 2 BB: 0<br>S: 11 P: 18 | R: 0 H: 0<br>E: 0 LOB: 0<br>K: 1 BB: 0<br>S: 6 P: 10 | R: 1 H: 1<br>E: 0 LOB: 1<br>K: 1 BB: 0<br>S: 10 P: 17 | R: 0 H: 0<br>E: 0 LOB: 0<br>K: 0 BB: 0<br>S: 9 P: 11 | R: 0 H: 0<br>E: 0 LOB: 0<br>K: 2 BB: 0<br>S: 9 P: 11 | R: 2 H: 1<br>E: 0 LOB: 1<br>K: 0 BB: 2<br>S: 10 P: 24 | 1B: 6 SF: 0<br>2B: 0 SAC: 0<br>3B: 2 DP: 0<br>HR: 1 HBP: 1 | WP: 2 PA: 42<br>PB: 0<br>SB: 0<br>CS: 0 |   |     |    |    |     |
| <b>PITCHER</b><br>David Cone, R (1, 1)<br>ERA: 3.62<br>Randy Myers, L (9, 1)<br>ERA: 2.2  | IP WLS BF H R ER SO BB IBB HBP BLK WP HR S P ERA WHIP | 8.0 L 36 8 5 5 11 2 1 1 0 2 1 91 142 5.62 1.250       | 1.0 6 1 2 2 0 2 0 0 0 0 0 0 10 24 18.00 3.000         |   |  |   |  |  |   |  |   |   |     |    |    |     |

livebaseballscorecards.com



| Batter   | 1    | 2                     | 3                   | 4               | 5 | 6         | 7 | 8    | 9    | AB | R | H | RBI | BB | SO | LOB |
|--|------|-----------------------|---------------------|-----------------|---|-----------|---|------|------|----|---|---|-----|----|----|-----|
| Gregg Jefferies, S<br>OBP: 0.298, SLG: 0.344<br>(1, 4)   | F7   |                       | BB 1B<br>FC6-5-4    | HBP<br>2B<br>1B |   | G4-3      |   | G4-3 |      | 5  | 2 | 2 | 0   | 0  | 0  | 0   |
| Juan Samuel, R<br>OBP: 0.306, SLG: 0.349<br>(1, 8)       | F9   |                       | BB<br>FC6-5-4<br>1B | HBP<br>2B<br>1B |   | G6-3      |   |      | F6   | 4  | 0 | 1 | 0   | 0  | 0  | 0   |
| Howard Johnson, S<br>OBP: 0.374, SLG: 0.588<br>(1, 5)    | G4-3 |                       | F9                  |                 |   | F6        |   |      | K    | 5  | 0 | 1 | 1   | 0  | 1  | 2   |
| Darryl Strawberry, L<br>OBP: 0.319, SLG: 0.485<br>(1, 9) |      | WP<br>BLK<br>2B<br>1B | BB<br>FC6-5-4<br>1B | IBB             |   |           |   |      | L9   | 3  | 1 | 2 | 0   | 2  | 0  | 0   |
| Kevin McReynolds, R<br>OBP: 0.325, SLG: 0.442<br>(1, 7)  |      | F8                    | BB<br>FC6-5-4<br>1B | F9              |   | F8        |   |      |      | 4  | 0 | 0 | 1   | 0  | 0  | 7   |
| Keith Hernandez, L<br>OBP: 0.327, SLG: 0.322<br>(1, 3)   |      | 2B<br>BB              | BB<br>FC6-5-4<br>1B |                 |   | G4-3      |   |      | F8   | 2  | 0 | 0 | 0   | 2  | 0  | 1   |
| Barry Lyons, R<br>OBP: 0.279, SLG: 0.344<br>(1, 2)       |      | 2B                    | G4-3                |                 |   | F2        |   |      | F7   | 3  | 0 | 1 | 1   | 0  | 0  | 3   |
| Dave Magadan, L<br>OBP: 0.365, SLG: 0.402<br>(7, PH)     |      | 2B                    |                     |                 |   |           |   |      |      | 1  | 0 | 0 | 0   | 0  | 0  | 1   |
| Gary Carter, R<br>OBP: 0.229, SLG: 0.248<br>(8, 2)       |      | 2B                    |                     |                 |   |           |   |      |      | 0  | 0 | 0 | 0   | 0  | 0  | 0   |
| Kevin Elster, R<br>OBP: 0.288, SLG: 0.365<br>(1, 6)      |      | IBB                   |                     |                 |   | F6        |   |      | K    | 3  | 0 | 1 | 0   | 1  | 1  | 0   |
| David Cone, L<br>OBP: 0.269, SLG: 0.277<br>(1, 1)        |      | G6-4-3                |                     |                 |   | FC6<br>1B |   |      |      | 3  | 0 | 0 | 0   | 0  | 1  | 4   |
| Mackey Sasser, L<br>OBP: 0.311, SLG: 0.408<br>(8, PH)    |      | G6-4-3                |                     |                 |   | K         |   |      | G4-3 | 1  | 0 | 0 | 0   | 0  | 0  | 0   |
| Randy Myers, L<br>(9, 1)                                 |      |                       |                     |                 |   | FC6       |   |      |      | 0  | 0 | 0 | 0   | 0  | 0  | 0   |

| Inning Stats                             | R: 0 | H: 0 | E: 0 | K: 0 | S: 6 | P: 10 | R: 1 | H: 2 | E: 0 | K: 0 | S: 12 | R: 1 | H: 2 | E: 0 | K: 0 | S: 13 | R: 1  | H: 2 | E: 0 | K: 1 | S: 12 | R: 0 | H: 1 | E: 0 | K: 0 | S: 7 | R: 0 | H: 0 | E: 0 | K: 0 | S: 4 | R: 0 | H: 1 | E: 0 | K: 0 | S: 13 | R: 0 | H: 0 | E: 0 | K: 1 | S: 8 | R: 0 | H: 0 | E: 0 | K: 1 | S: 11 | 1B: 6 | SF: 0 | 2B: 2 | SAC: 0 | 3B: 0 | DP: 1 | HR: 0 | HBP: 1 | WP: 1 | PA: 40 |
|--|------|------|------|------|------|-------|------|------|------|------|-------|------|------|------|------|-------|-------|------|------|------|-------|------|------|------|------|------|------|------|------|------|------|------|------|------|------|-------|------|------|------|------|------|------|------|------|------|-------|-------|-------|-------|--------|-------|-------|-------|--------|-------|--------|
| PITCHER                                  | IP   | WLS  | BF   | H    | R    | ER    | SO   | BB   | IBB  | HBP  | BLK   | WP   | HR   | S    | P    | ERA   | WHIP  |      |      |      |       |      |      |      |      |      |      |      |      |      |      |      |      |      |      |       |      |      |      |      |      |      |      |      |      |       |       |       |       |        |       |       |       |        |       |        |
| Rick Sutcliffe, R<br>ERA: 3.67<br>(1, 1) | 5.0  | W    | 27   | 7    | 3    | 3     | 1    | 3    | 2    | 1    | 1     | 1    | 0    | 50   | 98   | 5.40  | 2.000 |      |      |      |       |      |      |      |      |      |      |      |      |      |      |      |      |      |      |       |      |      |      |      |      |      |      |      |      |       |       |       |       |        |       |       |       |        |       |        |
| Les Lancaster, R<br>ERA: 1.09<br>(6, 1)  | 4.0  | S    | 13   | 1    | 0    | 0     | 2    | 0    | 0    | 0    | 0     | 0    | 0    | 36   | 50   | 0.00  | 0.250 |      |      |      |       |      |      |      |      |      |      |      |      |      |      |      |      |      |      |       |      |      |      |      |      |      |      |      |      |       |       |       |       |        |       |       |       |        |       |        |

BOTTOM

Chicago Cubs @ New York Mets  
Shea Stadium, Flushing, NY  
Mon Sep 04 1989, 7:05 PM EDT  
Att. 46,049 - Unknown

livebaseballscores.com

|     |    |
|-----|----|
| AB  | 34 |
| R   | 3  |
| H   | 8  |
| RBI | 3  |
| BB  | 5  |
| SO  | 3  |
| LOB | 18 |



| Batter   | 1   | 2                               | 3                             | 4                                | 5                             | 6                                | 7                            | 8                                | 9                             | AB R H RBI BB SO LOB             | TOP                           |                                  |  |                                  |                              |                                 |                              |                                  |                                  |                                    |                                  |        |
|--|---|---------------------------------|-------------------------------|----------------------------------|-------------------------------|----------------------------------|------------------------------|----------------------------------|-------------------------------|----------------------------------|-------------------------------|----------------------------------|--|----------------------------------|------------------------------|---------------------------------|------------------------------|----------------------------------|----------------------------------|------------------------------------|----------------------------------|--------|
| Jerome Walton, R (1, 8)<br>OBP: 0.351, SLG: 0.409      | 0-1<br>P4   |                                 | 0-2<br>L6                     |                                  |                               | 1-0<br>F9                        |                              | 0-0<br>P4                        |                               | 4 0 0 0 0 0 0                    |                               |                                  |  |                                  |                              |                                 |                              |                                  |                                  |                                    |                                  |        |
| 23 Ryne Sandberg, R (1, 4)<br>OBP: 0.344, SLG: 0.489   | 1-0<br>F7   |                                 |                               | 1-1<br>P6                        |                               | 0-2<br>L9<br>1B<br>2B            |                              | 0-0<br>P6                        |                               | 4 1 1 0 0 0 0                    |                               |                                  |  |                                  |                              |                                 |                              |                                  |                                  |                                    |                                  |        |
| Mark Grace, L (1, 3)<br>OBP: 0.401, SLG: 0.476         | 1-2<br>F7   |                                 |                               | 0-0<br>F7                        |                               | 1-2<br>L9<br>2-3                 |                              | 0-2<br>F9<br>SF7<br>2B           |                               | 4 1 1 0 0 0 1                    |                               |                                  |  |                                  |                              |                                 |                              |                                  |                                  |                                    |                                  |        |
| Andre Dawson, R (1, 9)<br>OBP: 0.310, SLG: 0.481       |   | 0-3<br>K                        |                               | 1-3<br>K                         |                               | 1-2<br>1B<br>3-H                 |                              | 0-0<br>F9<br>2-3                 |                               | 4 0 1 1 0 2 1                    |                               |                                  |  |                                  |                              |                                 |                              |                                  |                                  |                                    |                                  |        |
| Lloyd McClendon, R (1, 7)<br>OBP: 0.370, SLG: 0.500    |   | 2-2<br>G1-3                     |                               |                                  | 0-1<br>F9                     | 3-2<br>P4                        |                              | 1-1<br>SF7                       |                               | 3 0 0 1 0 0 1                    |                               |                                  |  |                                  |                              |                                 |                              |                                  |                                  |                                    |                                  |        |
| Luis Salazar, R (1, 5)<br>OBP: 0.307, SLG: 0.411       |   | 2-2<br>1B                       |                               |                                  | 2-1<br>2B<br>1B               |                                  | 0-1<br>F9                    | 1-2<br>L5                        |                               | 4 0 2 0 0 0 0                    |                               |                                  |  |                                  |                              |                                 |                              |                                  |                                  |                                    |                                  |        |
| Shawon Dunston, R (1, 6)<br>OBP: 0.318, SLG: 0.400     |   | 0-0<br>F8                       |                               |                                  | 0-1<br>2B                     |                                  | 0-3<br>K                     |                                  |                               | 3 0 1 0 0 1 1                    |                               |                                  |  |                                  |                              |                                 |                              |                                  |                                  |                                    |                                  |        |
| Rick Wrona, R (1, 2)<br>OBP: 0.241, SLG: 0.286         |   |                                 | 2-2<br>P4                     |                                  | 0-3<br>K                      |                                  | 0-3<br>K                     |                                  |                               | 3 0 0 0 0 2 2                    |                               |                                  |  |                                  |                              |                                 |                              |                                  |                                  |                                    |                                  |        |
| Jeff Pico, R (1, 1)<br>OBP: 0.111, SLG: 0.111          |   |                                 | 3-3<br>K                      |                                  | 1-2<br>G4-3                   |                                  |                              | 2-0<br>P3                        |                               | 1 0 0 0 0 1 0                    |                               |                                  |  |                                  |                              |                                 |                              |                                  |                                  |                                    |                                  |        |
| Mitch Webster, S (5, PH)<br>OBP: 0.321, SLG: 0.347     |   |                                 |                               |                                  |                               |                                  |                              |                                  |                               | 1 0 0 0 0 0 2                    |                               |                                  |  |                                  |                              |                                 |                              |                                  |                                  |                                    |                                  |        |
| Paul Kilgus, L (5, 1)<br>OBP: 0.114, SLG: 0.088        |   |                                 |                               |                                  |                               |                                  |                              |                                  |                               | 0 0 0 0 0 0 0                    |                               |                                  |  |                                  |                              |                                 |                              |                                  |                                  |                                    |                                  |        |
| Domingo Ramos, R (8, PH)<br>OBP: 0.328, SLG: 0.323     |   |                                 |                               |                                  |                               |                                  |                              |                                  |                               | 1 0 0 0 0 0 0                    |                               |                                  |  |                                  |                              |                                 |                              |                                  |                                  |                                    |                                  |        |
| Mitch Williams, L (8, 1)                               |   |                                 |                               |                                  |                               |                                  |                              |                                  |                               | 0 0 0 0 0 0 0                    |                               |                                  |  |                                  |                              |                                 |                              |                                  |                                  |                                    |                                  |        |
| <b>Inning Stats</b>                                    | R: 0<br>E: 0<br>K: 0<br>S: 6  | H: 0<br>LOB: 0<br>BB: 0<br>P: 8 | R: 0<br>E: 0<br>K: 1<br>S: 15 | H: 1<br>LOB: 1<br>BB: 0<br>P: 19 | R: 0<br>E: 0<br>K: 1<br>S: 10 | H: 0<br>LOB: 0<br>BB: 0<br>P: 15 | R: 0<br>E: 0<br>K: 1<br>S: 8 | H: 0<br>LOB: 0<br>BB: 0<br>P: 10 | R: 0<br>E: 0<br>K: 2<br>S: 13 | H: 2<br>LOB: 2<br>BB: 0<br>P: 16 | R: 1<br>E: 0<br>K: 0<br>S: 15 | H: 2<br>LOB: 1<br>BB: 0<br>P: 20 | R: 0<br>E: 0<br>K: 2<br>S: 11  | H: 0<br>LOB: 0<br>BB: 0<br>P: 11 | R: 0<br>E: 0<br>K: 0<br>S: 3 | H: 0<br>LOB: 0<br>BB: 0<br>P: 5 | R: 1<br>E: 0<br>K: 0<br>S: 9 | H: 1<br>LOB: 0<br>BB: 0<br>P: 11 | 1B: 3<br>2B: 3<br>3B: 0<br>HR: 0 | SF: 1<br>SAC: 0<br>DP: 0<br>HBP: 0 | WP: 0<br>PB: 0<br>SB: 0<br>CS: 0 | PA: 33 |
| <b>PITCHER</b><br>Sid Fernandez, L (1, 1)<br>ERA: 2.75 | IP: 9.0<br>WLS: W<br>BF: 33<br>H: 6<br>R: 2<br>ER: 2<br>SO: 6<br>BB: 0<br>IBB: 0<br>HBP: 0<br>BLK: 0<br>WP: 0<br>HR: 0<br>S: 90<br>P: 115<br>ERA: 2.00<br>WHIP: 0.667 |                                 |                               |                                  |                               |                                  |                              |                                  |                               |                                  |                               | <b>PITCHER</b>                   | IP: WLS: BF: H: R: ER: SO: BB: IBB: HBP: BLK: WP: HR: S: P: ERA: WHIP: |                                  |                              |                                 |                              |                                  |                                  |                                    |                                  |        |

Chicago Cubs @ New York Mets  
Shea Stadium, Flushing, NY  
Tue Sep 05 1989, 7:05 PM EDT  
Att: 39,352 - Unknown

livebaseballscorecards.com

|     |    |
|-----|----|
| AB  | 32 |
| R   | 2  |
| H   | 6  |
| RBI | 2  |
| BB  | 0  |
| SO  | 6  |
| LOB | 8  |



**BOTTOM**

**Chicago Cubs @ New York Mets**  
 Shea Stadium, Flushing, NY  
 Tue Sep 05 1989, 7:05 PM EDT  
 Att. 39,352 - Unknown

livebaseballscorecards.com

|            |           |
|------------|-----------|
| <b>AB</b>  | <b>32</b> |
| <b>R</b>   | <b>3</b>  |
| <b>H</b>   | <b>9</b>  |
| <b>RBI</b> | <b>3</b>  |
| <b>BB</b>  | <b>4</b>  |
| <b>SO</b>  | <b>4</b>  |
| <b>LOB</b> | <b>16</b> |



|       |        |
|-------|--------|
| WP: 0 | PA: 38 |
| PB: 0 |        |
| SB: 0 |        |
| CS: 1 |        |

AB R H RBI BB SO LOB

|   |   |   |   |   |   |   |
|---|---|---|---|---|---|---|
| 5 | 1 | 1 | 0 | 0 | 1 | 2 |
| 4 | 0 | 2 | 1 | 1 | 1 | 0 |
| 3 | 0 | 0 | 0 | 1 | 0 | 4 |
| 3 | 0 | 0 | 0 | 1 | 2 | 1 |
| 0 | 0 | 0 | 1 | 0 | 0 | 0 |
| 3 | 1 | 2 | 0 | 0 | 0 | 0 |
| 3 | 0 | 1 | 1 | 1 | 0 | 3 |
| 4 | 0 | 0 | 0 | 0 | 0 | 5 |
| 4 | 0 | 1 | 0 | 0 | 0 | 1 |
| 2 | 0 | 1 | 0 | 0 | 0 | 0 |
| 1 | 0 | 1 | 0 | 0 | 0 | 0 |
| 0 | 1 | 0 | 0 | 0 | 0 | 0 |

|       |        |
|-------|--------|
| 1B: 6 | SF: 1  |
| 2B: 3 | SAC: 1 |
| 3B: 0 | DP: 0  |
| HR: 0 | HBP: 0 |

| Batter  | 1                       | 2           | 3                      | 4                | 5                  | 6               | 7                   | 8         | 9                     |
|---|-------------------------|-------------|------------------------|------------------|--------------------|-----------------|---------------------|-----------|-----------------------|
| <b>Gregg Jefferies, S</b><br>OBP: 0.297, SLG: 0.342<br>(1, 4)   | 1-0<br>2B<br>SF8<br>1B  | 1-0<br>G4-3 |                        |                  | 2-3<br>K           |                 | 0-1<br>G6-3         |           | 2 SAFE<br>1-0<br>F8   |
| <b>Juan Samuel, R</b><br>OBP: 0.309, SLG: 0.352<br>(1, 8)   | 1-1<br>E<br>1-3<br>2B   |             | 0-2<br>G4-3            |                  | 3-3<br>K           |                 | 4-1<br>BB           |           | 0-2<br>3-H<br>1B      |
| <b>Howard Johnson, S</b><br>OBP: 0.373, SLG: 0.585<br>(1, 5)  | 2-0<br>P6               |             | 0-1<br>P6              |                  | 4-2<br>BB          |                 | 0-0<br>F7           |           |                       |
| <b>Darryl Strawberry, L</b><br>OBP: 0.319, SLG: 0.481<br>(1, 9)   | 4-0<br>E<br>IBB         |             | 1-3<br>K               |                  | 3-3<br>K           |                 |                     | 1-0<br>F8 |                       |
| <b>Kevin McReynolds, R</b><br>OBP: 0.324, SLG: 0.442<br><b>Mark Carreon, R</b><br>OBP: 0.333, SLG: 0.488<br>(1, 7)<br>(4, 7)                        | 3-1<br>SF8<br>3-H       |             |                        | 2-2<br>2B<br>1B  |                    | 0-1<br>CS<br>1B |                     | 0-1<br>F9 |                       |
| <b>Keith Hernandez, L</b><br>OBP: 0.330, SLG: 0.328<br>(1, 3)   | 1-1<br>E3<br>1-2<br>2-3 |             | 3-2<br>1-H<br>1B<br>2B |                  | 1-1<br>G3-1<br>1-2 |                 | 4-2<br>BB           |           |                       |
| <b>Gary Carter, R</b><br>OBP: 0.222, SLG: 0.240<br>(1, 2)   | 3-2<br>G6-3             |             | 3-2<br>G5-3            |                  | 0-2<br>G1-3        |                 | 3-2<br>F9           |           |                       |
| <b>Kevin Elster, R</b><br>OBP: 0.287, SLG: 0.364<br>(1, 6)  |                         | 1-2<br>G5-3 |                        | 0-0<br>G5-3      |                    |                 | 0-2<br>SH2-4<br>1B  |           | 1-1<br>P4             |
| <b>Sid Fernandez, L</b><br>OBP: 0.203, SLG: 0.211<br><b>Tim Teufel, R</b><br>OBP: 0.340, SLG: 0.311<br><b>Lou Thornton, L</b><br>(9, PH)<br>(9, PR) |                         | 0-0<br>F8   |                        | 0-1<br>2-H<br>1B |                    |                 | 0-0<br>SH2-4<br>1-2 |           | 1-2<br>F8<br>1B<br>2B |

| Inning Stats | R: 1 | H: 2 | E: 1 | K: 0 | S: 13 | LOB: 3 | BB: 1 | P: 28 | R: 0 | H: 0 | E: 0 | K: 0 | S: 5 | LOB: 0 | BB: 0 | P: 7 | R: 0 | H: 0 | E: 0 | K: 1 | S: 8 | LOB: 0 | BB: 0 | P: 9 | R: 1 | H: 3 | E: 0 | K: 0 | S: 12 | LOB: 2 | BB: 2 | P: 20 | R: 0 | H: 0 | E: 0 | K: 3 | S: 12 | LOB: 1 | BB: 1 | P: 24 | R: 0 | H: 1 | E: 0 | K: 0 | S: 8 | LOB: 0 | BB: 0 | P: 9 | R: 0 | H: 1 | E: 0 | K: 0 | S: 9 | LOB: 2 | BB: 1 | P: 13 | R: 0 | H: 0 | E: 0 | K: 0 | S: 8 | LOB: 1 | BB: 1 | P: 16 | R: 1 | H: 2 | E: 0 | K: 0 | S: 9 | LOB: 2 | BB: 0 | P: 12 | 1B: 6 | SF: 1 | 2B: 3 | SAC: 1 | 3B: 0 | DP: 0 | HR: 0 | HBP: 0 | WP: 0 | PA: 38 |
|--------------|------|------|------|------|-------|--------|-------|-------|------|------|------|------|------|--------|-------|------|------|------|------|------|------|--------|-------|------|------|------|------|------|-------|--------|-------|-------|------|------|------|------|-------|--------|-------|-------|------|------|------|------|------|--------|-------|------|------|------|------|------|------|--------|-------|-------|------|------|------|------|------|--------|-------|-------|------|------|------|------|------|--------|-------|-------|-------|-------|-------|--------|-------|-------|-------|--------|-------|--------|
|--------------|------|------|------|------|-------|--------|-------|-------|------|------|------|------|------|--------|-------|------|------|------|------|------|------|--------|-------|------|------|------|------|------|-------|--------|-------|-------|------|------|------|------|-------|--------|-------|-------|------|------|------|------|------|--------|-------|------|------|------|------|------|------|--------|-------|-------|------|------|------|------|------|--------|-------|-------|------|------|------|------|------|--------|-------|-------|-------|-------|-------|--------|-------|-------|-------|--------|-------|--------|

| PITCHER   | IP  | WLS | BF | H | R | ER | SO | BB | IBB | HBP | BLK | WP | HR | S  | P  | ERA  | WHIP  |
|---|-----|-----|----|---|---|----|----|----|-----|-----|-----|----|----|----|----|------|-------|
| <b>Jeff Pico, R</b><br>ERA: 4.27<br>(1, 1)      | 4.0 |     | 18 | 5 | 2 | 2  | 1  | 0  | 0   | 0   | 0   | 0  | 0  | 38 | 64 | 4.50 | 1.250 |
| <b>Paul Kilgus, L</b><br>ERA: 4.48<br>(5, 1)    | 3.0 |     | 12 | 2 | 0 | 0  | 3  | 2  | 0   | 0   | 0   | 0  | 0  | 29 | 46 | 0.00 | 1.333 |
| <b>Mitch Williams, L</b><br>ERA: 2.16<br>(8, 1) | 1.2 | L   | 8  | 2 | 1 | 1  | 0  | 1  | 0   | 0   | 0   | 0  | 0  | 17 | 28 | 5.40 | 1.800 |

| Batter   | 1  | 2  | 3   | 4   | 5  | 6   | 7  | 8   | 9   | AB R H RBI BB SO LOB  | TOP                                     |
|--|--|--|---|---|--|---|--|---|---|---|---|
| Vince Coleman, S<br>OBP: 0.326, SLG: 0.350<br>(1, 7)   | 0-0<br>E S<br>SF9<br>1B                                    |  | 2-2<br>G4-3   |   |  | 2-2<br>L9 WP<br>2B<br>1B                              | 1-1<br>G6-3  |   |   | 4 2 2 0 0 0 3   |   |
| Ozzie Smith, S<br>OBP: 0.336, SLG: 0.353<br>(1, 6)   | 3-2<br>1 SAFE<br>P6  |  | 0-2<br>P5   |   |  | 2-1<br>L9<br>1-3                                      |  | 1-1<br>E4<br>1B<br>G4-3                               |   | 4 1 0 0 0 0 3   |   |
| José Oquendo, S<br>OBP: 0.370, SLG: 0.380<br>(1, 4)  | 1-0<br>SF9<br>1-H  |  | 3-1<br>L8   |   |  | 1-1<br>P4   |  | 1-0<br>F8 G4-3<br>1-3<br>1B                           |   | 3 0 1 1 0 0 2   |   |
| Pedro Guerrero, R<br>OBP: 0.391, SLG: 0.471<br>(1, 3)  | 3-1<br>F8  |  |   | 0-0<br>L7   |  | 0-1<br>1B<br>2B<br>3-H                                |  | 2-2<br>G4-3<br>1-2<br>3-H                             |   | 4 0 1 2 0 0 1   |   |
| Terry Pendleton, S<br>OBP: 0.310, SLG: 0.393<br>(1, 5)   |  | 0-0<br>L8  |   | 0-1<br>G3   |  | 1-1<br>1B<br>2-H                                      |  | 1-0<br>F8<br>2-3                                      |   | 4 0 1 0 0 0 1   |   |
| Tom Brunansky, R<br>OBP: 0.321, SLG: 0.439<br>(1, 9)   |  | 4-2<br>G6-3<br>BB                                    |   | 2-3<br>K  |  |   | 1-0<br>FC1-5<br>1B<br>1B                             | 1-1<br>P4   |   | 3 0 1 0 0 1 1   |   |
| Milt Thompson, L<br>OBP: 0.341, SLG: 0.392<br>(1, 8)   |  | 1-0<br>G6-3<br>1-2                                   |   | 2-2<br>G6-3   |  |   | 3-1<br>G3 FC1-5<br>1-2<br>1B                         |   | 1-3<br>K  | 4 0 1 0 0 0 1 1   |   |
| Tony Peña, R<br>OBP: 0.315, SLG: 0.324<br>(1, 2)   |  | 1-1<br>G6-3  |   | 0-0<br>L5   |  |   | 0-0<br>FC1-5<br>G3<br>1-2<br>2-3f                    |   | 2-2<br>P7   | 4 0 0 0 0 0 0 3   |   |
| Ricky Horton, L<br>OBP: 0.300, SLG: 0.400<br>John Costello, R<br>Denny Walling, L<br>OBP: 0.441, SLG: 0.500<br>Frank DiPino, L<br>OBP: 0.111, SLG: 0.111<br>Craig Wilson, R<br>Dan Quisenberry, R<br>OBP: 0.250, SLG: 0.250<br>Ken Dayley, L |  |  | 1-1<br>K<br>2B  |   | 1-3<br>K   |   | 0-1<br>G3<br>1-2<br>2-3                              |   | 2-3<br>K  | 2 0 1 0 0 0 1 0<br>0 0 0 0 0 0 0 0<br>1 0 0 0 0 0 0 2<br>0 0 0 0 0 0 0 0<br>1 0 0 0 0 0 1 0<br>0 0 0 0 0 0 0 0<br>0 0 0 0 0 0 0 0 |   |
| Inning Stats   | R: 1 H: 1<br>E: 0 LOB: 0<br>K: 0 BB: 0<br>S: 7 P: 14       | R: 0 H: 0<br>E: 0 LOB: 1<br>K: 0 BB: 1<br>S: 6 P: 12 | R: 0 H: 1<br>E: 0 LOB: 1<br>K: 0 BB: 0<br>S: 10 P: 16 | R: 0 H: 0<br>E: 0 LOB: 0<br>K: 1 BB: 0<br>S: 7 P: 9 | R: 0 H: 0<br>E: 0 LOB: 0<br>K: 1 BB: 0<br>S: 8 P: 11 | R: 1 H: 3<br>E: 0 LOB: 2<br>K: 0 BB: 0<br>S: 12 P: 18 | R: 0 H: 2<br>E: 0 LOB: 2<br>K: 0 BB: 0<br>S: 8 P: 13 | R: 1 H: 1<br>E: 1 LOB: 1<br>K: 0 BB: 0<br>S: 10 P: 16 | R: 0 H: 0<br>E: 0 LOB: 0<br>K: 2 BB: 0<br>S: 11 P: 16 | 1B: 6 SF: 1<br>2B: 2 SAC: 0<br>3B: 0 DP: 0<br>HR: 0 HBP: 0  | WP: 1 PA: 36<br>PB: 0<br>SB: 1<br>CS: 0 |
| PITCHER  | IP WLS BF H R ER SO BB IBB HBP BLK WP HR S P ERA WHIP      |  |   |   |  |   |  |   |   |   |   |
| Ron Darling, R<br>ERA: 3.61<br>Randy Myers, L<br>ERA: 2.15   | (1, 1)<br>7.1 L 31 8 3 1 2 1 0 0 0 0 1 0 65 104 1.23 1.227 |  |   |   |  |   |  |   |   |   |   |

St. Louis Cardinals @ New York Mets  
Shea Stadium, Flushing, NY  
Wed Sep 06 1989, 7:05 PM EDT  
Att: 38,283 - Unknown

[livebaseballscorecards.com](http://livebaseballscorecards.com)

|     |    |
|-----|----|
| AB  | 34 |
| R   | 3  |
| H   | 8  |
| RBI | 3  |
| BB  | 1  |
| SO  | 4  |
| LOB | 17 |





| Batter  | 1   | 2                                | 3                            | 4                                | 5                            | 6                                | 7                             | 8                                | 9                             | AB R H RBI BB SO LOB  | TOP                          |                                 |                               |                                  |                              |                                  |                               |                                  |                                  |                                    |                                  |        |
|---|---|----------------------------------|------------------------------|----------------------------------|------------------------------|----------------------------------|-------------------------------|----------------------------------|-------------------------------|---|------------------------------|---------------------------------|-------------------------------|----------------------------------|------------------------------|----------------------------------|-------------------------------|----------------------------------|----------------------------------|------------------------------------|----------------------------------|--------|
| Vince Coleman, S (1, 7)<br>OBP: 0.324, SLG: 0.347<br>Cris Carpenter, R (7, 1)<br>OBP: 0.400, SLG: 0.400   | 1-2<br>G6-3   |                                  | 1-0<br>F7                    |                                  | 1-2<br>G5-3                  |                                  | 3-2<br>G5-3                   |                                  |                               | 4 0 0 0 0 0 3<br>0 0 0 0 0 0 0  |                              |                                 |                               |                                  |                              |                                  |                               |                                  |                                  |                                    |                                  |        |
| Ozzie Smith, S (1, 6)<br>OBP: 0.336, SLG: 0.352<br>Tim Jones, L (6, PR)<br>OBP: 0.329, SLG: 0.344   | 2-2<br>G6-3   |                                  | 2-1<br>G5-3                  |                                  |                              | 4-0<br>FC5-4<br>BB               |                               | 1-0<br>1B                        |                               | 2 0 0 0 1 0 0<br>1 0 1 0 0 0 0  |                              |                                 |                               |                                  |                              |                                  |                               |                                  |                                  |                                    |                                  |        |
| José Oquendo, S (1, 4)<br>OBP: 0.370, SLG: 0.378<br>Rod Booker, L (6, 4)  | 4-1<br>BB   |                                  |                              | 1-3<br>K                         |                              | 1-0<br>F8                        |                               | 0-0<br>F8                        |                               | 2 0 0 0 1 1 1<br>1 0 0 0 0 0 1  |                              |                                 |                               |                                  |                              |                                  |                               |                                  |                                  |                                    |                                  |        |
| Pedro Guerrero, R (1, 3)<br>OBP: 0.390, SLG: 0.476<br>Leon Durham, L (6, PR)<br>OBP: 0.188, SLG: 0.154  | 3-3<br>K  |                                  |                              | 1-1<br>HR                        |                              | 0-0<br>FC5-4<br>1-2f             |                               | 2-1<br>F8                        |                               | 3 1 1 1 0 1 2<br>1 0 0 0 0 0 1  |                              |                                 |                               |                                  |                              |                                  |                               |                                  |                                  |                                    |                                  |        |
| Tom Brunansky, R (1, 9)<br>OBP: 0.321, SLG: 0.438<br>John Morris, L (7, 9)<br>OBP: 0.280, SLG: 0.365  |   |                                  | 2-1<br>F7                    |                                  | 2-1<br>L6-3<br>1B            |                                  | 1-0<br>P4                     |                                  | 2-3<br>K                      | 3 0 1 0 0 0 1<br>1 0 0 0 0 1 1  |                              |                                 |                               |                                  |                              |                                  |                               |                                  |                                  |                                    |                                  |        |
| Terry Pendleton, S (1, 5)<br>OBP: 0.311, SLG: 0.392<br>Tom Pagnozzi, R (7, 5)<br>OBP: 0.218, SLG: 0.177   |   |                                  | 1-0<br>G4-3                  |                                  | 2-2<br>L6-3<br>1-2           |                                  | 0-0<br>PB<br>1B               |                                  | 1-3<br>K                      | 3 0 1 0 0 0 1<br>1 0 0 0 0 1 0  |                              |                                 |                               |                                  |                              |                                  |                               |                                  |                                  |                                    |                                  |        |
| Milt Thompson, L (1, 8)<br>OBP: 0.343, SLG: 0.395   |   |                                  | 2-2<br>2B                    |                                  | 1-0<br>1B                    |                                  | 1-3<br>K                      |                                  | 3-1<br>G4-3                   | 4 0 2 0 0 1 1   |                              |                                 |                               |                                  |                              |                                  |                               |                                  |                                  |                                    |                                  |        |
| Todd Zeile, R (1, 2)<br>OBP: 0.333, SLG: 0.406  |   |                                  | 2-1<br>F8                    |                                  | 1-0<br>P4                    |                                  | 0-0<br>PB<br>1B               |                                  | 4-2<br>BB                     | 3 0 1 0 1 0 2   |                              |                                 |                               |                                  |                              |                                  |                               |                                  |                                  |                                    |                                  |        |
| Ted Power, R (1, 1)<br>OBP: 0.094, SLG: 0.094<br>Matt Kinzer, R (4, 1)<br>Craig Wilson, R (5, PH)<br>Bob Tewksbury, R (5, 1)<br>Jim Lindeman, R (7, PH)<br>OBP: 0.170, SLG: 0.140 |   |                                  | 1-3<br>K                     |                                  | 1-3<br>K                     |                                  | 0-3<br>K                      |                                  | 2-3<br>K                      | 1 0 0 0 0 1 0<br>0 0 0 0 0 0 0<br>1 0 0 0 0 1 1<br>0 0 0 0 0 0 0<br>2 0 0 0 0 2 3 |                              |                                 |                               |                                  |                              |                                  |                               |                                  |                                  |                                    |                                  |        |
| <b>Inning Stats</b>   | R: 0<br>E: 0<br>K: 1<br>S: 12                         | H: 0<br>LOB: 1<br>BB: 1<br>P: 22 | R: 0<br>E: 0<br>K: 0<br>S: 8 | H: 1<br>LOB: 1<br>BB: 0<br>P: 15 | R: 0<br>E: 0<br>K: 1<br>S: 6 | H: 0<br>LOB: 0<br>BB: 0<br>P: 10 | R: 1<br>E: 0<br>K: 1<br>S: 12 | H: 2<br>LOB: 0<br>BB: 0<br>P: 18 | R: 0<br>E: 0<br>K: 1<br>S: 10 | H: 1<br>LOB: 1<br>BB: 0<br>P: 14  | R: 0<br>E: 0<br>K: 0<br>S: 3 | H: 0<br>LOB: 1<br>BB: 1<br>P: 9 | R: 0<br>E: 0<br>K: 2<br>S: 11 | H: 2<br>LOB: 2<br>BB: 0<br>P: 15 | R: 0<br>E: 0<br>K: 1<br>S: 8 | H: 1<br>LOB: 1<br>BB: 1<br>P: 13 | R: 0<br>E: 0<br>K: 2<br>S: 12 | H: 0<br>LOB: 1<br>BB: 1<br>P: 22 | 1B: 5<br>2B: 2<br>3B: 0<br>HR: 1 | SF: 0<br>SAC: 0<br>DP: 1<br>HBP: 0 | WP: 0<br>PB: 1<br>SB: 0<br>CS: 0 | PA: 36 |
| <b>PITCHER</b>  | IP WLS BF H R ER SO BB IBB HBP BLK WP HR S P ERA WHIP |                                  |                              |                                  |                              |                                  |                               |                                  |                               |   |                              |                                 |                               |                                  |                              |                                  |                               |                                  |                                  |                                    |                                  |        |
| Frank Viola, L (1, 1)<br>ERA: 3.58  | 7.0 W 28 6 1 1 6 2 0 0 0 0 0 1 62 103 1.29 1.143      |                                  |                              |                                  |                              |                                  |                               |                                  |                               |   |                              |                                 |                               |                                  |                              |                                  |                               |                                  |                                  |                                    |                                  |        |
| Jeff Musselman, L (8, 1)<br>ERA: 6.33   | 1.0 4 1 0 0 1 0 0 0 0 0 0 0 8 13 0.00 1.000           |                                  |                              |                                  |                              |                                  |                               |                                  |                               |   |                              |                                 |                               |                                  |                              |                                  |                               |                                  |                                  |                                    |                                  |        |
| Julio Machado, R (9, 1)<br>ERA:   | 1.0 4 0 0 0 2 1 0 0 0 0 0 0 12 22 0.00 1.000          |                                  |                              |                                  |                              |                                  |                               |                                  |                               |   |                              |                                 |                               |                                  |                              |                                  |                               |                                  |                                  |                                    |                                  |        |

St. Louis Cardinals @ New York Mets  
Shea Stadium, Flushing, NY  
Thu Sep 07 1989, 3:33 AM EDT  
Att. 23,354 - Sunny - 78 F

livebaseballscorecards.com

|     |    |
|-----|----|
| AB  | 33 |
| R   | 1  |
| H   | 7  |
| RBI | 1  |
| BB  | 3  |
| SO  | 9  |
| LOB | 18 |



BOTTOM

St. Louis Cardinals @ New York Mets  
Shea Stadium, Flushing, NY  
Thu Sep 07 1989, 3:33 AM EDT  
Att. 23,354 - Sunny - 78 F

livebaseballscorecards.com

|     |    |
|-----|----|
| AB  | 41 |
| R   | 13 |
| H   | 15 |
| RBI | 11 |
| BB  | 0  |
| SO  | 7  |
| LOB | 20 |



|     |   |     |    |
|-----|---|-----|----|
| WP: | 0 | PA: | 43 |
| PB: | 0 | SB: | 1  |
| CS: | 0 |     |    |

| AB  | R | H    | RBI | BB | SO | LOB |
|-----|---|------|-----|----|----|-----|
| 5   | 2 | 4    | 5   | 0  | 0  | 0   |
| 4   | 0 | 0    | 0   | 0  | 0  | 2   |
| 1   | 0 | 0    | 0   | 0  | 0  | 0   |
| 4   | 1 | 2    | 1   | 0  | 1  | 3   |
| 1   | 2 | 1    | 0   | 0  | 0  | 0   |
| 3   | 0 | 0    | 0   | 0  | 2  | 3   |
| 2   | 0 | 1    | 0   | 0  | 1  | 1   |
| 3   | 1 | 1    | 0   | 0  | 0  | 0   |
| 2   | 0 | 0    | 0   | 0  | 0  | 3   |
| 4   | 2 | 2    | 2   | 0  | 1  | 2   |
| 4   | 2 | 2    | 1   | 0  | 0  | 1   |
| 1   | 0 | 0    | 0   | 0  | 0  | 2   |
| 4   | 1 | 0    | 1   | 0  | 2  | 3   |
| 0   | 0 | 0    | 0   | 0  | 0  | 0   |
| 0   | 0 | 0    | 0   | 0  | 0  | 0   |
| 2   | 2 | 2    | 1   | 0  | 0  | 0   |
| 1   | 0 | 0    | 0   | 0  | 0  | 0   |
| 1B: | 7 | SF:  | 1   |    |    |     |
| 2B: | 5 | SAC: | 1   |    |    |     |
| 3B: | 0 | DP:  | 0   |    |    |     |
| HR: | 3 | HBP: | 0   |    |    |     |

| Batter   | 1                             | 2                                | 3                            | 4                               | 5                             | 6                                | 7                             | 8                                | 9                             | AB                               | R                            | H                                | RBI                          | BB                              | SO                           | LOB                              |
|--|-------------------------------|----------------------------------|------------------------------|---------------------------------|-------------------------------|----------------------------------|-------------------------------|----------------------------------|-------------------------------|----------------------------------|------------------------------|----------------------------------|------------------------------|---------------------------------|------------------------------|----------------------------------|
| Gregg Jefferies, S<br>OBP: 0.304, SLG: 0.368<br>(1, 4)   | 1-1<br>2B                     |                                  | 2-2<br>2-H<br>HR             | 0-2<br>E<br>2B                  | 0-0<br>1-H<br>3-H<br>HR       |                                  | 0-0<br>F9                     |                                  |                               | 5                                | 2                            | 4                                | 5                            | 0                               | 0                            | 0                                |
| Juan Samuel, R<br>OBP: 0.308, SLG: 0.349<br>Keith Miller, R<br>OBP: 0.234, SLG: 0.267<br>(1, 8)<br>(6, 8)                          | 1-2<br>G5-3                   |                                  | 3-2<br>F8                    | 2-2<br>E5                       | 3-2<br>G5-3                   |                                  |                               | 0-0<br>F7                        |                               | 4                                | 0                            | 0                                | 0                            | 0                               | 0                            | 2                                |
| Howard Johnson, S<br>OBP: 0.373, SLG: 0.588<br>Craig Shipley, R<br>OBP: 1.000, SLG: 1.000<br>(1, 5)<br>(6, PR)<br>(7, 5)<br>(8, 6) | 1-3<br>K                      |                                  | 0-0<br>HR                    | 0-2<br>F9                       |                               | 0-0<br>E<br>SF7<br>1B            |                               | 1-0<br>E<br>FC4-6<br>1B          |                               | 4                                | 1                            | 2                                | 1                            | 0                               | 1                            | 3                                |
| Darryl Strawberry, L<br>OBP: 0.318, SLG: 0.476<br>Mark Carreon, R<br>OBP: 0.337, SLG: 0.488<br>(1, 9)<br>(6, 9)                    | 3-3<br>K                      |                                  | 1-1<br>L6                    | 2-3<br>K                        |                               | 2-3<br>K                         |                               | 1-1<br>FC4-6<br>E<br>1B          |                               | 3                                | 0                            | 0                                | 0                            | 0                               | 2                            | 3                                |
| Kevin McReynolds, R<br>OBP: 0.326, SLG: 0.450<br>Lou Thornton, L<br>(1, 7)<br>(6, PH)<br>(7, 7)                                    |                               | 1-1<br>F8                        |                              | 0-2<br>1B<br>2B                 | 0-1<br>L5                     | 0-0<br>E4<br>FC4                 |                               | 0-0<br>E4<br>FC4-6               |                               | 3                                | 1                            | 1                                | 0                            | 0                               | 0                            | 0                                |
| Dave Magadan, L<br>OBP: 0.365, SLG: 0.403<br>(1, 3)  |                               | 0-3<br>K                         |                              | 0-0<br>2B<br>1B                 | 1-0<br>2B<br>G6-3<br>1B       | 1-1<br>SF7                       |                               | 0-0<br>FC4-6                     |                               | 4                                | 2                            | 2                                | 2                            | 0                               | 1                            | 2                                |
| Barry Lyons, R<br>OBP: 0.283, SLG: 0.357<br>Mackey Sasser, L<br>OBP: 0.309, SLG: 0.405<br>(1, 2)<br>(8, 2)                         |                               | 1-1<br>P6                        |                              | 0-2<br>E<br>2B                  | 0-0<br>1B<br>HR<br>2B         | 1-0<br>FC4                       |                               | 1-1<br>F9                        |                               | 4                                | 2                            | 2                                | 1                            | 0                               | 0                            | 1                                |
| Kevin Elster, R<br>OBP: 0.282, SLG: 0.356<br>Jeff Musselman, L<br>Julio Machado, R<br>(1, 6)<br>(8, 1)<br>(9, 1)                   |                               |                                  | 1-1<br>E5<br>SH2-3<br>HR     | 0-3<br>K                        | 1-1<br>G6-3                   |                                  | 0-3<br>K                      |                                  |                               | 4                                | 1                            | 0                                | 1                            | 0                               | 2                            | 3                                |
| Frank Viola, L<br>OBP: 0.267, SLG: 0.214<br>Tom O'Malley, L<br>(1, 1)<br>(7, PH)<br>(8, 5)   |                               |                                  | 0-1<br>SH2-3                 | 1-0<br>E8<br>2B<br>1B           | 0-0<br>HR<br>1B               |                                  | 2-2<br>L6                     |                                  |                               | 0                                | 0                            | 0                                | 0                            | 0                               | 0                            | 0                                |
| Inning Stats   | R: 0<br>E: 0<br>K: 2<br>S: 11 | H: 1<br>LOB: 1<br>BB: 0<br>P: 17 | R: 0<br>E: 0<br>K: 1<br>S: 7 | H: 0<br>LOB: 0<br>BB: 0<br>P: 9 | R: 3<br>E: 1<br>K: 0<br>S: 19 | H: 2<br>LOB: 0<br>BB: 0<br>P: 26 | R: 4<br>E: 2<br>K: 2<br>S: 23 | H: 5<br>LOB: 2<br>BB: 0<br>P: 28 | R: 4<br>E: 0<br>K: 0<br>S: 13 | H: 4<br>LOB: 0<br>BB: 0<br>P: 18 | R: 1<br>E: 1<br>K: 1<br>S: 8 | H: 1<br>LOB: 1<br>BB: 0<br>P: 12 | R: 0<br>E: 0<br>K: 1<br>S: 7 | H: 0<br>LOB: 0<br>BB: 0<br>P: 9 | R: 1<br>E: 1<br>K: 0<br>S: 8 | H: 2<br>LOB: 2<br>BB: 0<br>P: 11 |

| PITCHER                                  | IP  | WLS | BF | H | R | ER | SO | BB | IBB | HBP | BLK | WP | HR | S  | P  | ERA   | WHIP  |
|--|-----|-----|----|---|---|----|----|----|-----|-----|-----|----|----|----|----|-------|-------|
| Ted Power, R<br>ERA: 3.96<br>(1, 1)      | 3.0 | L   | 13 | 3 | 3 | 1  | 3  | 0  | 0   | 0   | 0   | 0  | 0  | 23 | 28 | 27.00 | 5.000 |
| Matt Kinzer, R<br>ERA: 11.57<br>(4, 1)   | 1.0 |     | 9  | 5 | 4 | 3  | 2  | 0  | 0   | 0   | 0   | 0  | 1  | 21 | 30 | 18.00 | 2.500 |
| Bob Tewksbury, R<br>ERA: 12.0<br>(5, 1)  | 2.0 |     | 12 | 5 | 5 | 4  | 1  | 0  | 0   | 0   | 0   | 0  | 0  | 15 | 20 | 0.00  | 1.000 |
| Cris Carpenter, R<br>ERA: 3.44<br>(7, 1) | 2.0 |     | 9  | 2 | 1 | 0  | 1  | 0  | 0   | 0   | 0   | 0  | 0  |    |    |       |       |

| Batter   | 1   | 2   | 3  | 4   | 5   | 6  | 7   | 8  | 9  | AB R H RBI BB SO LOB  | TOP                                     |
|--|---|---|--|---|---|--|---|--|--|---|---|
| Billy Hatcher, R<br>OBP: 0.279, SLG: 0.310<br>(1, 9)<br>B<br>X   | 2-0<br>G6-3<br>①                                      |   | 3-1<br>L8<br>①                                       |   | 1-0<br>F7<br>①                                      |  | 2-2<br>G1-3<br>③                                      |  |  | 4 0 0 0 0 0 0   |   |
| Jay Bell, R<br>OBP: 0.284, SLG: 0.311<br>(1, 6)<br>B<br>C<br>S   | 1-3<br>K<br>②   |   | 0-1<br>G6-3<br>②                                     |   | 0-0<br>G1-3<br>②                                    |  |   | 4-1<br>BB<br>②                                       |  | 3 0 0 0 1 1 0   |   |
| Andy Van Slyke, L<br>OBP: 0.302, SLG: 0.380<br>Dom Taylor, R<br>(8, 1)<br>F<br>X   | 0-1<br>HR<br>③  |   | 0-2<br>P8<br>③                                       |   | 1-1<br>F7<br>③                                      |  |   | 0-2<br>F8<br>①                                       |  | 4 1 1 1 0 0 1<br>0 0 0 0 0 0 0  |   |
| Bobby Bonilla, S<br>OBP: 0.342, SLG: 0.461<br>(1, 5)<br>C<br>B<br>B<br>X   | 3-1<br>1B<br>1B<br>①                                  |   |  | 2-2<br>G6-3<br>①                                      |   | 1-0<br>P4<br>①                                       |   | 1-0<br>L7<br>②                                       |  | 4 0 1 0 0 0 1   |   |
| Barry Bonds, L<br>OBP: 0.360, SLG: 0.430<br>(1, 7)<br>L<br>X   | 0-1<br>FC6-4<br>1B<br>①                               |   |  | 1-2<br>G6-3<br>②                                      |   | 4-2<br>S<br>BB<br>②                                  |   | 3-1<br>G4-3<br>③                                     |  | 3 0 1 0 1 0 1   |   |
| Jeff King, R<br>OBP: 0.272, SLG: 0.375<br>(1, 3)<br>B<br>C<br>X  | 1-1<br>FC6-4<br>③                                     |   |  | 1-0<br>1B<br>1B<br>①                                  |   | 0-0<br>L8<br>②                                       |   |  | 1-1<br>1B<br>③                                       | 4 1 2 0 0 0 3   |   |
| Jose Lind, R<br>OBP: 0.275, SLG: 0.281<br>(1, 4)<br>C<br>X   |   | 0-1<br>L8<br>①                                      |  | 0-0<br>1B<br>1B<br>①                                  |   | 1-0<br>G6-3<br>③                                     |   |  | 0-2<br>F9<br>①                                       | 4 0 1 0 0 0 2   |   |
| Dann Bilardello, R<br>OBP: 0.260, SLG: 0.408<br>(1, 2)<br>C<br>B<br>B<br>X   |   | 2-1<br>G6-3<br>②                                    |  | 1-0<br>FC6-4<br>1B<br>①                               |   |  | 1-3<br>K<br>①   |  | 2-0<br>P7<br>②                                       | 4 0 1 1 0 1 1   |   |
| Doug Drabek, R<br>OBP: 0.139, SLG: 0.088<br>Bob Patterson, R<br>(5, 1)<br>B<br>X   |   | 1-0<br>G6-3<br>③                                    |  | 0-0<br>FC6-4<br>③                                     |   |  | 0-3<br>K<br>②   |  | 1-0<br>L6<br>③                                       | 2 0 0 0 0 0 2<br>0 0 0 0 0 0 0<br>1 0 0 0 0 1 0<br>0 0 0 0 0 0 0<br>1 0 0 0 0 0 1 |   |
| John Cangelosi, S<br>OBP: 0.371, SLG: 0.270<br>Stan Belinda, R<br>(7, 1)<br>Albert Hall, S<br>OBP: 0.083, SLG: 0.250<br>(8, 8) |   |   |  |   |   |  |   |  |  |   |   |
| <b>Inning Stats</b>  | R: 1 H: 3<br>E: 0 LOB: 2<br>K: 1 BB: 0<br>S: 12 P: 19 | R: 0 H: 0<br>E: 0 LOB: 0<br>K: 0 BB: 0<br>S: 5 P: 8 | R: 0 H: 0<br>E: 0 LOB: 0<br>K: 0 BB: 0<br>S: 8 P: 11 | R: 1 H: 3<br>E: 0 LOB: 2<br>K: 0 BB: 0<br>S: 12 P: 17 | R: 0 H: 0<br>E: 0 LOB: 0<br>K: 0 BB: 0<br>S: 4 P: 6 | R: 0 H: 0<br>E: 0 LOB: 1<br>K: 0 BB: 1<br>S: 5 P: 11 | R: 0 H: 0<br>E: 0 LOB: 0<br>K: 2 BB: 0<br>S: 10 P: 13 | R: 0 H: 0<br>E: 0 LOB: 1<br>K: 0 BB: 1<br>S: 8 P: 16 | R: 0 H: 1<br>E: 0 LOB: 1<br>K: 0 BB: 0<br>S: 7 P: 11 | 1B: 6 SF: 0<br>2B: 0 SAC: 0<br>3B: 0 DP: 0<br>HR: 1 HBP: 0                        | WP: 0 PA: 36<br>PB: 0<br>SB: 1<br>CS: 0 |
| <b>PITCHER</b><br>Bob Ojeda, L<br>ERA: 3.52<br>(1, 1)  | IP WLS BF H R ER SO BB IBB HBP BLK WP HR S P ERA WHIP | 9.0 W 36 7 2 2 3 2 0 0 0 0 0 1 71 112 2.00 1.000    |  |   |   |  |   |  |  |   |   |
| <b>PITCHER</b>   | IP WLS BF H R ER SO BB IBB HBP BLK WP HR S P ERA WHIP |   |  |   |   |  |   |  |  |   |   |

Pittsburgh Pirates @ New York Mets  
Shea Stadium, Flushing, NY  
Fri Sep 08 1989, 7:05 PM EDT  
Att. 36,902 - Unknown - 70 F

livebaseballscorecards.com

|     |    |
|-----|----|
| AB  | 34 |
| R   | 2  |
| H   | 7  |
| RBI | 2  |
| BB  | 2  |
| SO  | 3  |
| LOB | 12 |





| Batter   | 1           | 2                     | 3         | 4          | 5                 | 6                | 7                  | 8         | 9 |
|--|-------------|-----------------------|-----------|------------|-------------------|------------------|--------------------|-----------|---|
| Gregg Jefferies, S<br>OBP: 0.303, SLG: 0.366<br>(1, 4)   | 1-1<br>G4-3 | 1-0<br>P6             |           |            | 1-0<br>G4-3<br>1B | 1-1<br>P6        |                    | 1-1<br>F7 |   |
| Juan Samuel, R<br>OBP: 0.305, SLG: 0.346<br>(1, 8)       | 1-2<br>L9   |                       | 0-1<br>P6 |            | 1-3<br>K          | 1-3<br>K         |                    |           |   |
| Howard Johnson, S<br>OBP: 0.371, SLG: 0.583<br>(1, 5)    | 0-0<br>G3-1 |                       | 1-0<br>L8 |            | 0-1<br>G4-3       | 1-2<br>P3        |                    |           |   |
| Darryl Strawberry, L<br>OBP: 0.318, SLG: 0.476<br>(1, 9) |             | 0-1<br>G6-3<br>1B     | 3-1<br>L3 |            | 0-0<br>1B         |                  | 1-1<br>F7          |           |   |
| Kevin McReynolds, R<br>OBP: 0.325, SLG: 0.447<br>(1, 7)  |             | 0-0<br>G6-3           |           | 2-2<br>F8  | 4-2<br>1B         |                  | 2-2<br>G6-3        |           |   |
| Dave Magadan, L<br>OBP: 0.372, SLG: 0.411<br>(1, 3)      |             | 4-2<br>1B<br>3B<br>BB |           | 0-1<br>2B  | 1-0<br>1B         | 1-3<br>2-H<br>1B | 3-2<br>FC6-4<br>1B |           |   |
| Barry Lyons, R<br>OBP: 0.292, SLG: 0.361<br>(1, 2)       |             | 0-2<br>3B<br>1B       |           | 3-1<br>HBP | 1-1<br>1B         |                  | 1-0<br>FC6-4       |           |   |
| Kevin Elster, R<br>OBP: 0.284, SLG: 0.363<br>(1, 6)      |             | 0-0<br>3B             |           | 0-0<br>P2  | 0-1<br>1B         |                  | 0-1<br>G5-3        |           |   |
| Bob Ojeda, L<br>OBP: 0.161, SLG: 0.119<br>(1, 1)         |             | 2-0<br>G1-3           |           | 3-2<br>G3  | 0-1<br>P5         |                  | 1-2<br>F8          |           |   |

| Inning Stats | R: 0   | H: 0  | E: 0 | K: 0   | S: 6  | R: 3   | H: 3  | E: 0   | K: 0  | S: 11 | R: 0   | H: 0  | E: 0   | K: 0  | S: 5  | R: 0   | H: 1  | E: 0   | K: 0  | S: 10 | R: 4   | H: 5  | E: 0   | K: 1  | S: 17 | R: 0   | H: 0  | E: 0   | K: 1  | S: 8 | R: 0   | H: 1  | E: 0   | K: 0  | S: 14 | R: 0   | H: 0  | E: 0   | K: 0  | S: 8 |
|--------------|--------|-------|------|--------|-------|--------|-------|--------|-------|-------|--------|-------|--------|-------|-------|--------|-------|--------|-------|-------|--------|-------|--------|-------|-------|--------|-------|--------|-------|------|--------|-------|--------|-------|-------|--------|-------|--------|-------|------|
|              | LOB: 0 | BB: 0 | P: 8 | LOB: 1 | BB: 1 | LOB: 0 | BB: 0 | LOB: 2 | BB: 0 | P: 18 | LOB: 0 | BB: 0 | LOB: 2 | BB: 1 | P: 24 | LOB: 0 | BB: 0 | LOB: 0 | BB: 0 | P: 11 | LOB: 0 | BB: 0 | LOB: 0 | BB: 0 | P: 10 | LOB: 0 | BB: 0 | LOB: 0 | BB: 0 | P: 2 | LOB: 0 | BB: 0 | LOB: 0 | BB: 0 | P: 5  | LOB: 0 | BB: 0 | LOB: 0 | BB: 0 | P: 2 |

| AB | R | H | RBI | BB | SO | LOB |
|----|---|---|-----|----|----|-----|
| 5  | 1 | 1 | 0   | 0  | 0  | 1   |
| 4  | 0 | 0 | 0   | 0  | 2  | 1   |
| 4  | 0 | 0 | 0   | 0  | 0  | 1   |
| 4  | 2 | 2 | 1   | 0  | 0  | 0   |
| 3  | 1 | 0 | 0   | 1  | 0  | 1   |
| 3  | 2 | 3 | 1   | 1  | 0  | 0   |
| 3  | 1 | 2 | 2   | 0  | 0  | 1   |
| 4  | 0 | 2 | 3   | 0  | 0  | 2   |
| 4  | 0 | 0 | 0   | 0  | 0  | 5   |

| WP | HR | S | P  | ERA  | WHIP  |
|----|----|---|----|------|-------|
| 0  | 0  | 0 | 0  | 0.00 | 0.000 |
| 0  | 0  | 0 | 0  | 0.00 | 1.000 |
| 0  | 0  | 8 | 10 | 0.00 | 0.000 |

| 1B | 2B | 3B | HR | SF | SAC | DP | HBP |
|----|----|----|----|----|-----|----|-----|
| 8  | 1  | 1  | 0  | 0  | 0   | 0  | 1   |

**Pittsburgh Pirates @ New York Mets**  
Shea Stadium, Flushing, NY

Fri Sep 08 1989, 7:05 PM EDT  
Att: 36,902 - Unknown - 70 F

[livebaseballscorecards.com](http://livebaseballscorecards.com)

|            |           |
|------------|-----------|
| <b>AB</b>  | <b>34</b> |
| <b>R</b>   | <b>7</b>  |
| <b>H</b>   | <b>10</b> |
| <b>RBI</b> | <b>7</b>  |
| <b>BB</b>  | <b>2</b>  |
| <b>SO</b>  | <b>2</b>  |
| <b>LOB</b> | <b>12</b> |



| Batter   | 1    | 2     | 3 | 4  | 5 | 6    | 7    | 8 | 9     | 10 | 11      | 12 | AB | R | H | RBI | BB | SO | LOB | TOP |
|--|------|-------|---|----|---|------|------|---|-------|----|---------|----|----|---|---|-----|----|----|-----|-----|
| <b>Billy Hatcher, R</b><br>OBP: 0.280, SLG: 0.311 (1, 9)   | G4-3 | K     |   | P3 |   |      |      |   | G6-3  |    | L8-3    |    | 6  | 0 | 2 | 0   | 0  | 1  | 2   |     |
| <b>Jay Bell, R</b><br>OBP: 0.276, SLG: 0.302 (1, 6)  | L7   |       | K | P4 |   | G1-3 |      |   | K     |    | L8-3    |    | 6  | 0 | 0 | 0   | 0  | 2  | 2   |     |
| <b>Andy Van Slyke, L</b><br>OBP: 0.300, SLG: 0.375 (1, 8)  | G3-1 |       | K |    |   |      | P6   |   | P3    | 1B | BB      |    | 5  | 0 | 0 | 0   | 1  | 2  | 0   |     |
| <b>Bobby Bonilla, S</b><br>OBP: 0.345, SLG: 0.474 (1, 5)   |      | 1B    |   |    |   | G5-3 |      |   | F9    |    | FC6-4   |    | 6  | 3 | 4 | 2   | 0  | 0  | 0   |     |
| <b>Barry Bonds, L</b><br>OBP: 0.361, SLG: 0.433 (1, 7)   |      | FC8-5 |   |    |   |      | G4-3 |   | G4-3  |    | FC6-4   |    | 6  | 0 | 3 | 0   | 0  | 0  | 2   |     |
| <b>Gary Redus, R</b><br>OBP: 0.373, SLG: 0.437 (1, 3)  |      | WP    |   | F9 |   |      |      |   | FC8-5 | S  | BB      |    | 4  | 2 | 1 | 0   | 2  | 0  | 1   |     |
| <b>Michael LaValliere, L</b><br>OBP: 0.410, SLG: 0.368 (1, 2)  |      | FC8-5 |   |    |   | L4   |      |   | P6    |    | G5-3    |    | 4  | 1 | 1 | 1   | 0  | 0  | 5   |     |
| <b>John Cangelosi, S</b><br>OBP: 0.368, SLG: 0.268 (10, PH)  |      | 1B    |   |    |   | HR   |      |   | L4    |    | G5-3    |    | 1  | 0 | 0 | 0   | 0  | 0  | 0   |     |
| <b>Dann Bilardello, R</b><br>OBP: 0.275, SLG: 0.420 (10, 2)  |      | 1B    |   |    |   |      |      |   | L4    |    | G5-3    |    | 1  | 1 | 1 | 1   | 0  | 0  | 0   |     |
| <b>Jose Lind, R</b><br>OBP: 0.274, SLG: 0.279 (1, 4)   |      | K     |   | F8 |   |      |      |   | L6    |    | FC6-5-6 |    | 6  | 0 | 1 | 1   | 0  | 2  | 4   |     |
| <b>Jeff Robinson, R</b><br>Albert Hall, S<br>Bob Kipper, R<br>Bill Landrum, R<br>Doug Blair, R<br>Benny Grubbs, L<br>Dom Taylor, R<br>Jeff King, R<br>Bob Patterson, R |      |       |   |    |   |      |      |   | L6    |    | FC6-5-6 |    | 6  | 0 | 1 | 1   | 0  | 2  | 4   |     |
| <b>Jose Lind, R</b><br>OBP: 0.274, SLG: 0.279 (1, 4)   |      |       |   | F8 |   |      |      |   | L6    |    | FC6-5-6 |    | 6  | 0 | 1 | 1   | 0  | 2  | 4   |     |
| <b>Jose Lind, R</b><br>OBP: 0.274, SLG: 0.279 (1, 4)   |      |       |   | F8 |   |      |      |   | L6    |    | FC6-5-6 |    | 6  | 0 | 1 | 1   | 0  | 2  | 4   |     |
| <b>Jose Lind, R</b><br>OBP: 0.274, SLG: 0.279 (1, 4)   |      |       |   | F8 |   |      |      |   | L6    |    | FC6-5-6 |    | 6  | 0 | 1 | 1   | 0  | 2  | 4   |     |
| <b>Jose Lind, R</b><br>OBP: 0.274, SLG: 0.279 (1, 4)   |      |       |   | F8 |   |      |      |   | L6    |    | FC6-5-6 |    | 6  | 0 | 1 | 1   | 0  | 2  | 4   |     |
| <b>Jose Lind, R</b><br>OBP: 0.274, SLG: 0.279 (1, 4)   |      |       |   | F8 |   |      |      |   | L6    |    | FC6-5-6 |    | 6  | 0 | 1 | 1   | 0  | 2  | 4   |     |
| <b>Jose Lind, R</b><br>OBP: 0.274, SLG: 0.279 (1, 4)   |      |       |   | F8 |   |      |      |   | L6    |    | FC6-5-6 |    | 6  | 0 | 1 | 1   | 0  | 2  | 4   |     |
| <b>Jose Lind, R</b><br>OBP: 0.274, SLG: 0.279 (1, 4)   |      |       |   | F8 |   |      |      |   | L6    |    | FC6-5-6 |    | 6  | 0 | 1 | 1   | 0  | 2  | 4   |     |
| <b>Jose Lind, R</b><br>OBP: 0.274, SLG: 0.279 (1, 4)   |      |       |   | F8 |   |      |      |   | L6    |    | FC6-5-6 |    | 6  | 0 | 1 | 1   | 0  | 2  | 4   |     |
| <b>Jose Lind, R</b><br>OBP: 0.274, SLG: 0.279 (1, 4)   |      |       |   | F8 |   |      |      |   | L6    |    | FC6-5-6 |    | 6  | 0 | 1 | 1   | 0  | 2  | 4   |     |
| <b>Jose Lind, R</b><br>OBP: 0.274, SLG: 0.279 (1, 4)   |      |       |   | F8 |   |      |      |   | L6    |    | FC6-5-6 |    | 6  | 0 | 1 | 1   | 0  | 2  | 4   |     |
| <b>Jose Lind, R</b><br>OBP: 0.274, SLG: 0.279 (1, 4)   |      |       |   | F8 |   |      |      |   | L6    |    | FC6-5-6 |    | 6  | 0 | 1 | 1   | 0  | 2  | 4   |     |
| <b>Jose Lind, R</b><br>OBP: 0.274, SLG: 0.279 (1, 4)   |      |       |   | F8 |   |      |      |   | L6    |    | FC6-5-6 |    | 6  | 0 | 1 | 1   | 0  | 2  | 4   |     |
| <b>Jose Lind, R</b><br>OBP: 0.274, SLG: 0.279 (1, 4)   |      |       |   | F8 |   |      |      |   | L6    |    | FC6-5-6 |    | 6  | 0 | 1 | 1   | 0  | 2  | 4   |     |
| <b>Jose Lind, R</b><br>OBP: 0.274, SLG: 0.279 (1, 4)   |      |       |   | F8 |   |      |      |   | L6    |    | FC6-5-6 |    | 6  | 0 | 1 | 1   | 0  | 2  | 4   |     |
| <b>Jose Lind, R</b><br>OBP: 0.274, SLG: 0.279 (1, 4)   |      |       |   | F8 |   |      |      |   | L6    |    | FC6-5-6 |    | 6  | 0 | 1 | 1   | 0  | 2  | 4   |     |
| <b>Jose Lind, R</b><br>OBP: 0.274, SLG: 0.279 (1, 4)   |      |       |   | F8 |   |      |      |   | L6    |    | FC6-5-6 |    | 6  | 0 | 1 | 1   | 0  | 2  | 4   |     |
| <b>Jose Lind, R</b><br>OBP: 0.274, SLG: 0.279 (1, 4)   |      |       |   | F8 |   |      |      |   | L6    |    | FC6-5-6 |    | 6  | 0 | 1 | 1   | 0  | 2  | 4   |     |
| <b>Jose Lind, R</b><br>OBP: 0.274, SLG: 0.279 (1, 4)   |      |       |   | F8 |   |      |      |   | L6    |    | FC6-5-6 |    | 6  | 0 | 1 | 1   | 0  | 2  | 4   |     |
| <b>Jose Lind, R</b><br>OBP: 0.274, SLG: 0.279 (1, 4)   |      |       |   | F8 |   |      |      |   | L6    |    | FC6-5-6 |    | 6  | 0 | 1 | 1   | 0  | 2  | 4   |     |
| <b>Jose Lind, R</b><br>OBP: 0.274, SLG: 0.279 (1, 4)   |      |       |   | F8 |   |      |      |   | L6    |    | FC6-5-6 |    | 6  | 0 | 1 | 1   | 0  | 2  | 4   |     |
| <b>Jose Lind, R</b><br>OBP: 0.274, SLG: 0.279 (1, 4)   |      |       |   | F8 |   |      |      |   | L6    |    | FC6-5-6 |    | 6  | 0 | 1 | 1   | 0  | 2  | 4   |     |
| <b>Jose Lind, R</b><br>OBP: 0.274, SLG: 0.279 (1, 4)   |      |       |   | F8 |   |      |      |   | L6    |    | FC6-5-6 |    | 6  | 0 | 1 | 1   | 0  | 2  | 4   |     |
| <b>Jose Lind, R</b><br>OBP: 0.274, SLG: 0.279 (1, 4)   |      |       |   | F8 |   |      |      |   | L6    |    | FC6-5-6 |    | 6  | 0 | 1 | 1   | 0  | 2  | 4   |     |
| <b>Jose Lind, R</b><br>OBP: 0.274, SLG: 0.279 (1, 4)   |      |       |   | F8 |   |      |      |   | L6    |    | FC6-5-6 |    | 6  | 0 | 1 | 1   | 0  | 2  | 4   |     |
| <b>Jose Lind, R</b><br>OBP: 0.274, SLG: 0.279 (1, 4)   |      |       |   | F8 |   |      |      |   | L6    |    | FC6-5-6 |    | 6  | 0 | 1 | 1   | 0  | 2  | 4   |     |
| <b>Jose Lind, R</b><br>OBP: 0.274, SLG: 0.279 (1, 4)   |      |       |   | F8 |   |      |      |   | L6    |    | FC6-5-6 |    | 6  | 0 | 1 | 1   | 0  | 2  | 4   |     |
| <b>Jose Lind, R</b><br>OBP: 0.274, SLG: 0.279 (1, 4)   |      |       |   | F8 |   |      |      |   | L6    |    | FC6-5-6 |    | 6  | 0 | 1 | 1   | 0  | 2  | 4   |     |
| <b>Jose Lind, R</b><br>OBP: 0.274, SLG: 0.279 (1, 4)   |      |       |   | F8 |   |      |      |   | L6    |    | FC6-5-6 |    | 6  | 0 | 1 | 1   | 0  | 2  | 4   |     |
| <b>Jose Lind, R</b><br>OBP: 0.274, SLG: 0.279 (1, 4)   |      |       |   | F8 |   |      |      |   | L6    |    | FC6-5-6 |    | 6  | 0 | 1 | 1   | 0  | 2  | 4   |     |
| <b>Jose Lind, R</b><br>OBP: 0.274, SLG: 0.279 (1, 4)   |      |       |   | F8 |   |      |      |   | L6    |    | FC6-5-6 |    | 6  | 0 | 1 | 1   | 0  | 2  | 4   |     |
| <b>Jose Lind, R</b><br>OBP: 0.274, SLG: 0.279 (1, 4)   |      |       |   | F8 |   |      |      |   | L6    |    | FC6-5-6 |    | 6  | 0 | 1 | 1   | 0  | 2  | 4   |     |
| <b>Jose Lind, R</b><br>OBP: 0.274, SLG: 0.279 (1, 4)   |      |       |   | F8 |   |      |      |   | L6    |    | FC6-5-6 |    | 6  | 0 | 1 | 1   | 0  | 2  | 4   |     |
| <b>Jose Lind, R</b><br>OBP: 0.274, SLG: 0.279 (1, 4)   |      |       |   | F8 |   |      |      |   | L6    |    | FC6-5-6 |    | 6  | 0 | 1 | 1   | 0  | 2  | 4   |     |
| <b>Jose Lind, R</b><br>OBP: 0.274, SLG: 0.279 (1, 4)   |      |       |   | F8 |   |      |      |   | L6    |    | FC6-5-6 |    | 6  | 0 | 1 | 1   | 0  | 2  | 4   |     |
| <b>Jose Lind, R</b><br>OBP: 0.274, SLG: 0.279 (1, 4)   |      |       |   | F8 |   |      |      |   | L6    |    | FC6-5-6 |    | 6  | 0 | 1 | 1   | 0  | 2  | 4   |     |
| <b>Jose Lind, R</b><br>OBP: 0.274, SLG: 0.279 (1, 4)   |      |       |   | F8 |   |      |      |   | L6    |    | FC6-5-6 |    | 6  | 0 | 1 | 1   | 0  | 2  | 4   |     |
| <b>Jose Lind, R</b><br>OBP: 0.274, SLG: 0.279 (1, 4)   |      |       |   | F8 |   |      |      |   | L6    |    | FC6-5-6 |    | 6  | 0 | 1 | 1   | 0  | 2  | 4   |     |
| <b>Jose Lind, R</b><br>OBP: 0.274, SLG: 0.279 (1, 4)   |      |       |   | F8 |   |      |      |   | L6    |    | FC6-5-6 |    | 6  | 0 | 1 | 1   | 0  | 2  | 4   |     |
| <b>Jose Lind, R</b><br>OBP: 0.274, SLG: 0.279 (1, 4)   |      |       |   | F8 |   |      |      |   | L6    |    | FC6-5-6 |    | 6  | 0 | 1 | 1   | 0  | 2  | 4   |     |
| <b>Jose Lind, R</b><br>OBP: 0.274, SLG: 0.279 (1, 4)   |      |       |   | F8 |   |      |      |   | L6    |    | FC6-5-6 |    | 6  | 0 | 1 | 1   | 0  | 2  | 4   |     |
| <b>Jose Lind, R</b><br>OBP: 0.274, SLG: 0.279 (1, 4)   |      |       |   | F8 |   |      |      |   | L6    |    | FC6-5-6 |    | 6  | 0 | 1 | 1   | 0  | 2  | 4   |     |
| <b>Jose Lind, R</b><br>OBP: 0.274, SLG: 0.279 (1, 4)   |      |       |   | F8 |   |      |      |   | L6    |    | FC6-5-6 |    | 6  | 0 | 1 | 1   | 0  | 2  | 4   |     |
| <b>Jose Lind, R</b><br>OBP: 0.274, SLG: 0.279 (1, 4)   |      |       |   | F8 |   |      |      |   | L6    |    | FC6-5-6 |    | 6  | 0 | 1 | 1   | 0  | 2  | 4   |     |
| <b>Jose Lind, R</b><br>OBP: 0.274, SLG: 0.279 (1, 4)   |      |       |   | F8 |   |      |      |   | L6    |    | FC6-5-6 |    | 6  | 0 | 1 | 1   | 0  | 2  | 4   |     |
| <b>Jose Lind, R</b><br>OBP: 0.274, SLG: 0.279 (1, 4)   |      |       |   | F8 |   |      |      |   | L6    |    | FC6-5-6 |    | 6  | 0 | 1 | 1   | 0  | 2  | 4   |     |
| <b>Jose Lind, R</b><br>OBP: 0.274, SLG: 0.279 (1, 4)   |      |       |   | F8 |   |      |      |   | L6    |    | FC6-5-6 |    | 6  | 0 | 1 | 1   | 0  | 2  | 4   |     |
| <b>Jose Lind, R</b><br>OBP: 0.274, SLG: 0.279 (1, 4)   |      |       |   | F8 |   |      |      |   | L6    |    | FC6-5-6 |    | 6  | 0 | 1 | 1   | 0  | 2  | 4   |     |
| <b>Jose Lind, R</b><br>OBP: 0.274, SLG: 0.279 (1, 4)   |      |       |   | F8 |   |      |      |   | L6    |    | FC6-5-6 |    | 6  | 0 | 1 | 1   | 0  | 2  | 4   |     |
| <b>Jose Lind, R</b><br>OBP: 0.274, SLG: 0.279 (1, 4)   |      |       |   | F8 |   |      |      |   | L6    |    | FC6-5-6 |    | 6  | 0 | 1 | 1   | 0  | 2  | 4   |     |
| <b>Jose Lind, R</b><br>OBP: 0.274, SLG: 0.279 (1, 4)   |      |       |   | F8 |   |      |      |   | L6    |    | FC6-5-6 |    | 6  | 0 | 1 | 1   | 0  | 2  | 4   |     |
| <b>Jose Lind, R</b><br>OBP: 0.274, SLG: 0.279 (1, 4)   |      |       |   | F8 |   |      |      |   | L6    |    | FC6-5-6 |    | 6  | 0 | 1 | 1   | 0  | 2  | 4   |     |
| <b>Jose Lind, R</b><br>OBP: 0.274, SLG: 0.279 (1, 4)   |      |       |   | F8 |   |      |      |   | L6    |    | FC6-5-6 |    | 6  | 0 | 1 | 1   | 0  | 2  | 4   |     |
| <b>Jose Lind, R</b><br>OBP: 0.274, SLG: 0.279 (1, 4)   |      |       |   | F8 |   |      |      |   | L6    |    | FC6-5-6 |    | 6  | 0 | 1 | 1   | 0  | 2  | 4   |     |
| <b>Jose Lind, R</b><br>OBP: 0.274, SLG: 0.279 (1, 4)   |      |       |   | F8 |   |      |      |   | L6    |    | FC6-5-6 |    | 6  | 0 | 1 | 1   | 0  | 2  | 4   |     |
| <b>Jose Lind, R</b><br>OBP: 0.274, SLG: 0.279 (1, 4)   |      |       |   | F8 |   |      |      |   | L6    |    | FC6-5-6 |    | 6  | 0 | 1 | 1   | 0  | 2  | 4   |     |
| <b>Jose Lind, R</b><br>OBP: 0.274, SLG: 0.279 (1, 4)   |      |       |   | F8 |   |      |      |   | L6    |    | FC6-5-6 |    | 6  | 0 | 1 | 1   | 0  | 2  | 4   |     |
| <b>Jose Lind, R</b><br>OBP: 0.274, SLG: 0.279 (1, 4)   |      |       |   | F8 |   |      |      |   | L6    |    | FC6-5-6 |    | 6  | 0 | 1 | 1   | 0  | 2  | 4   |     |
| <b>Jose Lind, R</b><br>OBP: 0.274, SLG: 0.279 (1, 4)   |      |       |   | F8 |   |      |      |   | L6    |    | FC6-5-6 |    | 6  | 0 | 1 | 1   | 0  | 2  | 4   |     |
| <b>Jose Lind, R</b><br>OBP: 0.274, SLG: 0.279 (1, 4)   |      |       |   | F8 |   |      |      |   | L6    |    | FC6-5-6 |    | 6  | 0 | 1 | 1   | 0  | 2  | 4   |     |
| <b>Jose Lind, R</b>  |      |       |   |    |   |      |      |   |       |    |         |    |    |   |   |     |    |    |     |     |



| Batter  | 1   | 2   | 3  | 4   | 5  | 6   | 7   | 8   | 9   | AB R H RBI BB SO LOB                                       | TOP                                     |
|---|---|---|--|---|--|---|---|---|---|--|---|
| <b>John Cangelosi, S</b> (1, 7)<br>OBP: 0.366, SLG: 0.262<br><b>Barry Bonds, L</b> (7, 7)<br>OBP: 0.360, SLG: 0.432   | 2-2<br>   |   | 3-1<br>  |   |  | 1-1<br>   | 1-1<br>   |   | 0-0<br>   | 3 0 0 0 0 0 1<br>1 0 0 0 0 0 1                             |   |
| <b>Jay Bell, R</b> (1, 6)<br>OBP: 0.274, SLG: 0.299   | 0-0<br>   |   | 2-1<br>  |   |  | 3-2<br>   | 2-3<br>   |   | 0-0<br>   | 5 0 1 0 0 1 4  |   |
| <b>Billy Hatcher, R</b> (1, 8)<br>OBP: 0.280, SLG: 0.310<br>(8, 9)  | 1-0<br>   |   | 1-0<br>  |   |  | 1-2<br>   |   | 0-1<br>   |   | 4 1 1 0 0 0 2  |   |
| <b>Bobby Bonilla, S</b> (1, 5)<br>OBP: 0.343, SLG: 0.471  |   | 1-1<br>   |  | 2-3<br>   |  | 2-2<br>   |   | 0-0<br>   |   | 4 0 0 0 0 1 2  |   |
| <b>Gary Redus, R</b> (1, 9)<br>OBP: 0.375, SLG: 0.448<br>(8, 3)   |   | 1-2<br>   |  | 2-3<br>   |  |   | 1-2<br>   | 4-2<br>   |   | 3 2 1 1 1 1 0  |   |
| <b>Jeff King, R</b> (1, 3)<br>OBP: 0.272, SLG: 0.378<br><b>Andy Van Slyke, L</b> (8, PH)<br>OBP: 0.302, SLG: 0.382<br>(8, 8)  |   | 0-0<br>   |  | 3-3<br>   |  |   | 0-1<br>   | 0-0<br>   |   | 3 1 1 0 0 1 0<br>1 0 1 2 0 0 0                             |   |
| <b>Jose Lind, R</b> (1, 4)<br>OBP: 0.276, SLG: 0.281  |   | 0-1<br>   |  | 2-3<br>   | 2-3<br>  |   | 1-1<br>   | 2-3<br>   |   | 4 0 2 1 0 2 1  |   |
| <b>Dann Bilardello, R</b> (1, 2)<br>OBP: 0.255, SLG: 0.389  |   | 2-3<br>   |  | 1-3<br>   |  | 1-3<br>   | 0-3<br>   |   |   | 4 0 0 0 0 4 3  |   |
| <b>John Smiley, L</b> (1, 1)<br>OBP: 0.185, SLG: 0.210<br><b>Bill Landrum, R</b> (9, 1)<br><b>Bob Kipper, R</b> (9, 1)<br>OBP: 0.200, SLG: 0.111  |   |   | 1-2<br>  |   | 1-3<br>  |   | 1-1<br>   |   | 2-1<br>   | 4 0 2 0 0 1 0<br>0 0 0 0 0 0 0<br>0 0 0 0 0 0 0            |   |
| <b>Inning Stats</b>   | R: 0 H: 0<br>E: 0 LOB: 0<br>K: 0 BB: 0<br>S: 6 P: 9   | R: 1 H: 2<br>E: 0 LOB: 1<br>K: 1 BB: 0<br>S: 11 P: 15                   | R: 0 H: 1<br>E: 0 LOB: 1<br>K: 0 BB: 0<br>S: 8 P: 15 | R: 0 H: 0<br>E: 0 LOB: 0<br>K: 3 BB: 0<br>S: 11 P: 18 | R: 0 H: 0<br>E: 0 LOB: 0<br>K: 3 BB: 0<br>S: 9 P: 13 | R: 0 H: 1<br>E: 0 LOB: 1<br>K: 2 BB: 0<br>S: 14 P: 21 | R: 1 H: 3<br>E: 0 LOB: 3<br>K: 2 BB: 0<br>S: 17 P: 24 | R: 2 H: 2<br>E: 0 LOB: 1<br>K: 2 BB: 1<br>S: 14 P: 19 | R: 0 H: 0<br>E: 1 LOB: 0<br>K: 0 BB: 0<br>S: 4 P: 6 | 1B: 6 SF: 0<br>2B: 1 SAC: 0<br>3B: 1 DP: 1<br>HR: 1 HBP: 1 | WP: 0 PA: 38<br>PB: 0<br>SB: 1<br>CS: 0 |
| <b>PITCHER</b><br><b>Sid Fernandez, L</b> (1, 1)<br>ERA: 2.78<br><b>Don Aase, R</b> (8, 1)<br>ERA: 3.7<br><b>Jeff Musselman, L</b> (8, 1)<br>ERA: 5.9<br><b>Julio Machado, R</b> (8, 1)<br>ERA: | IP WLS BF H R ER SO BB IBB HBP BLK WP HR S P ERA WHIP<br>7.1 L 31 8 3 3 9 0 0 1 0 0 0 1 79 118 3.68 1.091<br>0.0 1 0 0 0 0 1 0 0 0 0 0 0 3 7 ∞ ∞<br>0.0 1 1 1 1 0 0 0 0 0 0 0 0 1 1 ∞ ∞<br>1.2 5 0 0 0 0 2 0 0 0 0 0 0 0 11 14 0.00 0.000 | <b>PITCHER</b><br>IP WLS BF H R ER SO BB IBB HBP BLK WP HR S P ERA WHIP |  |   |  |   |   |   |   |  |   |

**Pittsburgh Pirates @ New York Mets**  
 Shea Stadium, Flushing, NY  
 Sun Sep 10 1989, 3:33 AM EDT  
 Att. 45,024 - Sunny - 88 F

[livebaseballscorecards.com](http://livebaseballscorecards.com)

|            |    |
|------------|----|
| <b>AB</b>  | 36 |
| <b>R</b>   | 4  |
| <b>H</b>   | 9  |
| <b>RBI</b> | 4  |
| <b>BB</b>  | 1  |
| <b>SO</b>  | 11 |
| <b>LOB</b> | 14 |

**BOTTOM**

**Pittsburgh Pirates @ New York Mets**  
 Shea Stadium, Flushing, NY  
 Sun Sep 10 1989, 3:33 AM EDT  
 Att: 45,024 - Sunny - 88 F

[livebaseballscorecards.com](http://livebaseballscorecards.com)

|            |           |
|------------|-----------|
| <b>AB</b>  | <b>30</b> |
| <b>R</b>   | <b>1</b>  |
| <b>H</b>   | <b>5</b>  |
| <b>RBI</b> | <b>1</b>  |
| <b>BB</b>  | <b>1</b>  |
| <b>SO</b>  | <b>4</b>  |
| <b>LOB</b> | <b>7</b>  |



|       |        |
|-------|--------|
| WP: 0 | PA: 32 |
| PB: 0 |        |
| SB: 0 |        |
| CS: 1 |        |

| AB | R | H | RBI | BB | SO | LOB |
|----|---|---|-----|----|----|-----|
| 4  | 1 | 2 | 1   | 0  | 0  | 0   |
| 3  | 0 | 0 | 0   | 1  | 0  | 1   |
| 4  | 0 | 1 | 0   | 0  | 0  | 1   |
| 4  | 0 | 1 | 0   | 0  | 1  | 2   |
| 3  | 0 | 0 | 0   | 0  | 0  | 1   |
| 3  | 0 | 1 | 0   | 0  | 0  | 0   |
| 3  | 0 | 0 | 0   | 0  | 1  | 1   |
| 3  | 0 | 0 | 0   | 0  | 0  | 1   |
| 2  | 0 | 0 | 0   | 0  | 2  | 0   |
| 0  | 0 | 0 | 0   | 0  | 0  | 0   |
| 0  | 0 | 0 | 0   | 0  | 0  | 0   |
| 0  | 0 | 0 | 0   | 0  | 0  | 0   |
| 1  | 0 | 0 | 0   | 0  | 0  | 0   |

| Batter  | 1                          | 2                | 3                | 4                | 5              | 6                | 7                | 8                | 9                |
|---|----------------------------|------------------|------------------|------------------|----------------|------------------|------------------|------------------|------------------|
| <b>Gregg Jefferies, S</b><br>OBP: 0.301, SLG: 0.370<br>(1, 4)<br>C<br>X                       | 0-1<br>HR                  |                  | 1-1<br>G5-3<br>2 |                  |                | 0-1<br>F9<br>2   |                  |                  | 1-2<br>1B<br>1B  |
| <b>Juan Samuel, R</b><br>OBP: 0.307, SLG: 0.345<br>(1, 8)<br>B<br>B<br>B<br>B<br>B            | 4-1<br>G5-4-3<br>BB        |                  | 3-1<br>P2<br>3   |                  |                | 2-2<br>G5-3<br>3 |                  |                  | 2-2<br>F9<br>2   |
| <b>Kevin McReynolds, R</b><br>OBP: 0.327, SLG: 0.450<br>(1, 7)<br>B<br>X                      | 1-0<br>G5-4-3<br>1-2f<br>3 |                  |                  | 1-0<br>P5<br>1   |                |                  | 1-1<br>F7<br>1   |                  | 1-2<br>1B<br>1B  |
| <b>Howard Johnson, S</b><br>OBP: 0.369, SLG: 0.582<br>(1, 5)<br>F<br>C<br>B<br>X              | 1-2<br>P6<br>3             |                  |                  | 0-1<br>CS<br>1B  |                |                  | 0-3<br>K<br>2    |                  | 1-2<br>P2<br>3   |
| <b>Mark Carreon, R</b><br>OBP: 0.323, SLG: 0.466<br>(1, 9)<br>B<br>X<br>C<br>C<br>C           |                            | 1-2<br>G6-3<br>1 |                  | 0-1<br>F7<br>2   |                |                  | 1-1<br>G5-3<br>3 |                  |                  |
| <b>Dave Magadan, L</b><br>OBP: 0.375, SLG: 0.410<br>(1, 3)<br>X                               |                            | 0-0<br>1B        |                  | 1-0<br>CS<br>1-2 | 0-2<br>G3<br>1 |                  |                  | 1-1<br>G3-1<br>1 |                  |
| <b>Barry Lyons, R</b><br>OBP: 0.290, SLG: 0.357<br>(1, 2)<br>B<br>B<br>B<br>F                 |                            | 2-3<br>K<br>2    |                  |                  | 1-2<br>L9<br>2 |                  |                  | 1-2<br>L7<br>2   |                  |
| <b>Kevin Elster, R</b><br>OBP: 0.279, SLG: 0.356<br>(1, 6)<br>F<br>C<br>C<br>B<br>F<br>F<br>X |                            | 1-2<br>F7<br>3   |                  |                  | 0-0<br>P2<br>3 |                  |                  | 1-0<br>F9<br>3   |                  |
| <b>Sid Fernandez, L</b><br>OBP: 0.197, SLG: 0.203<br>(8, 1)<br>F<br>C<br>S                    |                            |                  | 0-3<br>K<br>1    |                  |                | 0-3<br>K<br>1    |                  |                  | 2-2<br>G6-3<br>1 |

| Inning Stats | R: 1 | H: 1 | E: 0 | K: 0 | S: 7 | LOB: 0 | BB: 1 | P: 13 | R: 0 | H: 1 | E: 0 | K: 1 | S: 11 | LOB: 1 | BB: 0 | P: 15 | R: 0 | H: 0 | E: 0 | K: 1 | S: 7 | LOB: 0 | BB: 0 | P: 11 | R: 0 | H: 1 | E: 0 | K: 0 | S: 5 | LOB: 0 | BB: 0 | P: 7 | R: 0 | H: 0 | E: 0 | K: 0 | S: 7 | LOB: 0 | BB: 0 | P: 8 | R: 0 | H: 0 | E: 0 | K: 1 | S: 9 | LOB: 0 | BB: 0 | P: 11 | R: 0 | H: 0 | E: 0 | K: 1 | S: 7 | LOB: 0 | BB: 0 | P: 9 | R: 0 | H: 0 | E: 0 | K: 0 | S: 6 | LOB: 0 | BB: 0 | P: 9 | R: 0 | H: 2 | E: 0 | K: 0 | S: 18 | LOB: 2 | BB: 0 | P: 25 | 1B: 4 | SF: 0 | 2B: 0 | SAC: 0 | 3B: 0 | DP: 1 | HR: 1 | HBP: 0 | WP: 0 | PA: 32 |
|--------------|------|------|------|------|------|--------|-------|-------|------|------|------|------|-------|--------|-------|-------|------|------|------|------|------|--------|-------|-------|------|------|------|------|------|--------|-------|------|------|------|------|------|------|--------|-------|------|------|------|------|------|------|--------|-------|-------|------|------|------|------|------|--------|-------|------|------|------|------|------|------|--------|-------|------|------|------|------|------|-------|--------|-------|-------|-------|-------|-------|--------|-------|-------|-------|--------|-------|--------|
|--------------|------|------|------|------|------|--------|-------|-------|------|------|------|------|-------|--------|-------|-------|------|------|------|------|------|--------|-------|-------|------|------|------|------|------|--------|-------|------|------|------|------|------|------|--------|-------|------|------|------|------|------|------|--------|-------|-------|------|------|------|------|------|--------|-------|------|------|------|------|------|------|--------|-------|------|------|------|------|------|-------|--------|-------|-------|-------|-------|-------|--------|-------|-------|-------|--------|-------|--------|

| PITCHER                                       | IP  | WLS | BF | H | R | ER | SO | BB | IBB | HBP | BLK | WP | HR | S  | P  | ERA  | WHIP  |
|---|-----|-----|----|---|---|----|----|----|-----|-----|-----|----|----|----|----|------|-------|
| <b>John Smiley, L</b><br>ERA: 2.48<br>(1, 1)  | 8.1 | W   | 28 | 4 | 1 | 1  | 4  | 1  | 0   | 0   | 0   | 0  | 1  | 65 | 92 | 1.08 | 0.600 |
| <b>Bill Landrum, R</b><br>ERA: 0.96<br>(9, 1) | 0.1 |     | 2  | 1 | 0 | 0  | 0  | 0  | 0   | 0   | 0   | 0  | 0  | 9  | 12 | 0.00 | 3.000 |
| <b>Bob Kipper, L</b><br>ERA: 3.28<br>(9, 1)   | 0.1 | S   | 1  | 0 | 0 | 0  | 0  | 0  | 0   | 0   | 0   | 0  | 0  | 3  | 4  | 0.00 | 0.000 |

**New York Mets @ Philadelphia Phillies**  
**Veterans Stadium, Philadelphia, PA**

Mon Sep 11 1989, 7:05 PM EDT  
 Att: 18,690 - Unknown

|     |    |
|-----|----|
| AB  | 40 |
| R   | 5  |
| H   | 13 |
| RBI | 5  |
| BB  | 5  |
| SO  | 5  |
| LOB | 25 |



|    |   |    |    |
|----|---|----|----|
| WP | 1 | PA | 45 |
| PB | 0 |    |    |
| SB | 2 |    |    |
| CS | 0 |    |    |

AB R H RBI BB SO LOB

TOP

| Batter  | 1                           | 2                     | 3                 | 4           | 5                | 6                   | 7                 | 8                  | 9                  |
|---|-----------------------------|-----------------------|-------------------|-------------|------------------|---------------------|-------------------|--------------------|--------------------|
| <b>Gregg Jefferies, S</b><br>OBP: 0.300, SLG: 0.367 (1, 4)<br>C X   | 0-1<br>L4                   | 3-1<br>F8             |                   |             | 1-2<br>F8        |                     | 1-0<br>G3         | 4-1<br>BB          |                    |
| <b>Juan Samuel, R</b><br>OBP: 0.306, SLG: 0.343 (1, 8)<br>X   | 0-0<br>E6<br>FC3-6 1B<br>HR | 2-3<br>K              |                   |             | 2-2<br>S<br>1B   |                     | 2-3<br>K          | 0-3<br>K           |                    |
| <b>Howard Johnson, S</b><br>OBP: 0.370, SLG: 0.580 (1, 5)<br>B F F F X  | 1-2<br>FC3-6<br>1B          |                       | 0-0<br>F9         |             | 2-1<br>F8        |                     | 0-0<br>1B S<br>1B | 0-0<br>P2          |                    |
| <b>Darryl Strawberry, L</b><br>OBP: 0.315, SLG: 0.467 (1, 9)<br>B B B C X   | 3-1<br>FC3-6<br>HR          |                       | 1-0<br>P2         |             | 0-1<br>G3        |                     | 1-2<br>1B<br>1B   |                    | 0-1<br>G4-3        |
| <b>Kevin McReynolds, R</b><br>OBP: 0.329, SLG: 0.458 (1, 7)<br>B X  | 1-0<br>HR                   |                       | 1-0<br>P4         |             |                  | 2-2<br>P2           | 1-2<br>1B         |                    | 3-2<br>BB BB<br>1B |
| <b>Tim Teufel, R</b><br>OBP: 0.341, SLG: 0.314 (1, 3)<br><b>Keith Hernandez, L</b><br>OBP: 0.333, SLG: 0.328 (7, PH)<br>(7, 3)<br>B F F C | 2-3<br>K                    |                       | 2-1<br>G5-3<br>1B |             | 3-2<br>BLK<br>1B |                     | 1-0<br>F9         | 4-2<br>BB<br>BB    | 1-2<br>BB<br>BB    |
| <b>Barry Lyons, R</b><br>OBP: 0.288, SLG: 0.354 (1, 2)<br>F B X   |                             | 1-1<br>1B<br>1B<br>1B |                   | 0-1<br>L7   |                  | 2-2<br>F8           |                   | 1-3<br>K           | 1-1<br>F9          |
| <b>Kevin Elster, R</b><br>OBP: 0.285, SLG: 0.358 (1, 6)<br>C X  |                             | 0-1<br>1B             |                   | 2-2<br>G5-3 |                  | 4-0<br>FC6-4<br>IBB |                   | 0-2<br>BB BB<br>1B | 4-1<br>BB<br>BB    |
| <b>Ron Darling, R</b><br>OBP: 0.159, SLG: 0.239 (1, 1)<br><b>Jeff Musselman, L</b><br>(7, 1)<br><b>Randy Myers, L</b><br>(8, 1)<br>X      |                             | 0-0<br>WP<br>1B       |                   | 1-1<br>L9   |                  | 2-2<br>FC6-4        |                   | 4-0<br>BB<br>BB    | 3-2<br>G4-3        |

| Inning Stats | R: 3<br>E: 1<br>K: 1<br>S: 13 | H: 2<br>LOB: 0<br>BB: 0<br>P: 20 | R: 1<br>E: 0<br>K: 1<br>S: 10 | H: 3<br>LOB: 1<br>BB: 0<br>P: 16 | R: 0<br>E: 0<br>K: 0<br>S: 3 | H: 0<br>LOB: 0<br>BB: 0<br>P: 5 | R: 0<br>E: 0<br>K: 0<br>S: 9 | H: 1<br>LOB: 1<br>BB: 0<br>P: 14 | R: 0<br>E: 0<br>K: 0<br>S: 10 | H: 1<br>LOB: 1<br>BB: 0<br>P: 15 | R: 0<br>E: 0<br>K: 0<br>S: 15 | H: 1<br>LOB: 2<br>BB: 1<br>P: 28 | R: 1<br>E: 0<br>K: 1<br>S: 12 | H: 3<br>LOB: 2<br>BB: 0<br>P: 18 | R: 0<br>E: 0<br>K: 2<br>S: 11 | H: 1<br>LOB: 3<br>BB: 2<br>P: 20 | R: 0<br>E: 0<br>K: 0<br>S: 14 | H: 1<br>LOB: 3<br>BB: 2<br>P: 29 | 1B: 12<br>2B: 0<br>3B: 0<br>HR: 1 | SF: 0<br>SAC: 0<br>DP: 0<br>HBP: 0 |
|--------------|-------------------------------|----------------------------------|-------------------------------|----------------------------------|------------------------------|---------------------------------|------------------------------|----------------------------------|-------------------------------|----------------------------------|-------------------------------|----------------------------------|-------------------------------|----------------------------------|-------------------------------|----------------------------------|-------------------------------|----------------------------------|-----------------------------------|------------------------------------|
|--------------|-------------------------------|----------------------------------|-------------------------------|----------------------------------|------------------------------|---------------------------------|------------------------------|----------------------------------|-------------------------------|----------------------------------|-------------------------------|----------------------------------|-------------------------------|----------------------------------|-------------------------------|----------------------------------|-------------------------------|----------------------------------|-----------------------------------|------------------------------------|

| PITCHER                                      | IP  | WLS | BF | H | R | ER | SO | BB | IBB | HBP | BLK | WP | HR | S  | P  | ERA  | WHIP  |
|--|-----|-----|----|---|---|----|----|----|-----|-----|-----|----|----|----|----|------|-------|
| <b>Bruce Ruffin, L</b><br>ERA: 4.77 (1, 1)   | 2.0 | L   | 11 | 5 | 4 | 1  | 2  | 0  | 0   | 0   | 0   | 1  | 1  | 23 | 36 | 4.50 | 2.500 |
| <b>Dennis Cook, L</b><br>ERA: 3.73 (3, 1)    | 3.2 |     | 15 | 3 | 0 | 0  | 0  | 0  | 1   | 0   | 1   | 0  | 0  | 33 | 56 | 0.00 | 0.818 |
| <b>Todd Frohwirth, R</b><br>ERA: 3.86 (6, 1) | 1.0 |     | 4  | 1 | 1 | 1  | 1  | 0  | 0   | 0   | 0   | 0  | 0  | 9  | 14 | 9.00 | 1.000 |
| <b>Chuck McElroy, L</b><br>ERA: 3.0 (7, 1)   | 0.0 |     | 1  | 1 | 0 | 0  | 0  | 0  | 0   | 0   | 0   | 0  | 0  | 3  | 4  | ∞    | ∞     |
| <b>Jeff Parrett, R</b><br>ERA: 2.48 (7, 1)   | 1.1 |     | 8  | 2 | 0 | 0  | 2  | 2  | 0   | 0   | 0   | 0  | 0  | 15 | 26 | 0.00 | 3.000 |

| PITCHER                                  | IP  | WLS | BF | H | R | ER | SO | BB | IBB | HBP | BLK | WP | HR | S  | P  | ERA  | WHIP  |
|--|-----|-----|----|---|---|----|----|----|-----|-----|-----|----|----|----|----|------|-------|
| <b>Don Carman, L</b><br>ERA: 5.23 (9, 1) | 1.0 |     | 6  | 1 | 0 | 0  | 0  | 2  | 0   | 0   | 0   | 0  | 0  | 14 | 29 | 0.00 | 3.000 |

| Batter   | 1      | 2      | 3 | 4 | 5        | 6 | 7        | 8 | 9        | AB R H RBI BB SO LOB   |
|--|--------|--------|---|---|----------|---|----------|---|----------|--|
| Lenny Dykstra, L (1, 8)<br>Steve Stanicek, R (9, PH)<br>OBP: 0.318, SLG: 0.369<br>OBP: 0.333, SLG: 0.333   | 1-2 P6 | 1-3 K  |   |   | 2-1 1B   |   | 2-1 G4   |   | 2-3 K    | 4 0 1 0 0 1 3<br>1 0 0 0 0 1 1   |
| Tom Herr, S (1, 4)<br>OBP: 0.339, SLG: 0.340   | 1-0 F7 |        |   |   | 2-2 F7   |   | 1-0 G6-3 |   |          | 4 0 1 0 0 0 2  |
| John Kruk, L (1, 7)<br>Bob Dernier, R (8, PH) (9, 7)<br>OBP: 0.368, SLG: 0.401<br>OBP: 0.230, SLG: 0.222   | 1-0 F7 |        |   |   | 1-2 L1-3 |   | 1-1 G1-3 |   | 1-1 G4-3 | 3 0 0 0 0 0 1<br>1 0 0 0 0 0 0   |
| Ricky Jordan, R (1, 3)<br>OBP: 0.319, SLG: 0.408   |        | 0-0 BB |   |   | 1-0 F8   |   | 2-2 G4-3 |   | 2-2 G4-3 | 4 1 2 0 0 0 0  |
| Von Hayes, L (1, 9)<br>OBP: 0.382, SLG: 0.453  |        | 4-2 BB |   |   | 0-0 F9   |   | 4-0 S    |   | 0-0 G4-3 | 2 1 0 0 2 0 1  |
| Dickie Thon, R (1, 6)<br>OBP: 0.316, SLG: 0.418  |        | 2-1 G3 |   |   | 3-2 F8   |   | 4-0 BB   |   | 1-1 P6   | 3 0 1 1 1 0 1  |
| Charlie Hayes, R (1, 5)<br>Don Carman, L (9, 1)<br>Tom Barrett, S (9, PH)<br>OBP: 0.292, SLG: 0.428<br>OBP: 0.032, SLG: 0.032<br>OBP: 0.455, SLG: 0.455  |        | 0-0 G3 |   |   | 0-1 G6-3 |   | 1-3 K    |   | 1-3 K    | 3 0 1 1 0 1 2<br>0 0 0 0 0 0 0<br>1 0 0 0 0 1 0  |
| Darren Daulton, L (1, 2)<br>Randy Ready, R (9, PH)<br>OBP: 0.299, SLG: 0.307<br>OBP: 0.375, SLG: 0.422   |        | 0-2 G3 |   |   | 3-3 K    |   | 4-2 G4   |   | 4-1 G6-3 | 2 0 0 0 1 1 2<br>0 0 0 0 1 0 0   |
| Bruce Ruffin, S (1, 1)<br>Dwayne Murphy, L (2, PH)<br>Dennis Cook, L (3, 1)<br>Todd Frohwrth, R (6, 1)<br>Chuck McElroy, L (7, 1)<br>Jeff Parrett, R (7, 1)<br>Steve Jeltz, S (7, 5)<br>OBP: 0.126, SLG: 0.133<br>OBP: 0.347, SLG: 0.443<br>OBP: 0.189, SLG: 0.243 |        | 1-3 K  |   |   | 0-3 K    |   | 2-3 K    |   | 0-1 G6-3 | 0 0 0 0 0 0 0<br>1 0 0 0 0 1 2<br>1 0 0 0 0 1 0<br>0 0 0 0 0 0 0<br>0 0 0 0 0 0 0<br>0 0 0 0 0 0 0<br>0 0 0 0 0 0 0<br>2 0 0 0 0 1 2 |

| Inning Stats | R: 0<br>E: 0<br>K: 5 | H: 0<br>LOB: 0<br>BB: 0<br>P: 8 | R: 2<br>E: 0<br>K: 2<br>S: 18 | H: 3<br>LOB: 2<br>BB: 1<br>P: 26 | R: 0<br>E: 0<br>K: 0<br>S: 8 | H: 1<br>LOB: 0<br>BB: 0<br>P: 11 | R: 0<br>E: 0<br>K: 0<br>S: 6 | H: 0<br>LOB: 0<br>BB: 0<br>P: 9 | R: 0<br>E: 0<br>K: 2<br>S: 11 | H: 1<br>LOB: 1<br>BB: 0<br>P: 18 | R: 0<br>E: 0<br>K: 1<br>S: 12 | H: 0<br>LOB: 2<br>BB: 2<br>P: 24 | R: 0<br>E: 0<br>K: 1<br>S: 13 | H: 0<br>LOB: 1<br>BB: 1<br>P: 22 | R: 0<br>E: 0<br>K: 0<br>S: 10 | H: 1<br>LOB: 1<br>BB: 0<br>P: 14 | R: 0<br>E: 0<br>K: 2<br>S: 14 | H: 0<br>LOB: 1<br>BB: 1<br>P: 21 | 1B: 6<br>2B: 1<br>3B: 0<br>HR: 0 | SF: 0<br>SAC: 0<br>DP: 1<br>HBP: 0 | WP: 0<br>PB: 0<br>SB: 1<br>CS: 0 | PA: 37 |
|--------------|----------------------|---------------------------------|-------------------------------|----------------------------------|------------------------------|----------------------------------|------------------------------|---------------------------------|-------------------------------|----------------------------------|-------------------------------|----------------------------------|-------------------------------|----------------------------------|-------------------------------|----------------------------------|-------------------------------|----------------------------------|----------------------------------|------------------------------------|----------------------------------|--------|
|--------------|----------------------|---------------------------------|-------------------------------|----------------------------------|------------------------------|----------------------------------|------------------------------|---------------------------------|-------------------------------|----------------------------------|-------------------------------|----------------------------------|-------------------------------|----------------------------------|-------------------------------|----------------------------------|-------------------------------|----------------------------------|----------------------------------|------------------------------------|----------------------------------|--------|

| PITCHER                              | IP  | WLS | BF | H | R | ER | SO | BB | IBB | HBP | BLK | WP | HR | S  | P   | ERA  | WHIP  |
|--------------------------------------|-----|-----|----|---|---|----|----|----|-----|-----|-----|----|----|----|-----|------|-------|
| Ron Darling, R (1, 1)<br>ERA: 3.58   | 6.1 | W   | 27 | 5 | 2 | 2  | 6  | 4  | 0   | 0   | 1   | 0  | 0  | 70 | 112 | 2.84 | 1.421 |
| Jeff Musselman, L (7, 1)<br>ERA: 5.7 | 1.0 |     | 4  | 1 | 0 | 0  | 0  | 0  | 0   | 0   | 0   | 0  | 0  | 10 | 16  | 0.00 | 1.000 |
| Randy Myers, L (8, 1)<br>ERA: 2.05   | 1.2 | S   | 6  | 0 | 0 | 0  | 2  | 1  | 0   | 0   | 0   | 0  | 0  | 17 | 25  | 0.00 | 0.600 |

BOTTOM

New York Mets @ Philadelphia Phillies  
Veterans Stadium, Philadelphia, PA  
Mon Sep 11 1989, 7:05 PM EDT  
Att. 18,690 - Unknown

livebaseballscorecards.com

|     |    |
|-----|----|
| AB  | 32 |
| R   | 2  |
| H   | 6  |
| RBI | 2  |
| BB  | 5  |
| SO  | 8  |
| LOB | 17 |



| Batter   | 1   | 2  | 3  | 4   | 5   | 6  | 7  | 8   | 9   | AB R H RBI BB SO LOB                                       | TOP                                     |   |
|--|---|--|--|---|---|--|--|---|---|--|---|---|
| <b>Gregg Jefferies, S</b> (1, 4)<br><small>OBP: 0.305, SLG: 0.370</small>  | 1-2<br>   |  | 3-1<br>  |   | 4-1<br>   |  | 4-0<br>  |   |   | 2 0 2 0 2 0 0  |   |   |
| <b>Keith Miller, R</b> (1, 8)<br><small>OBP: 0.235, SLG: 0.266</small>   | 2-3<br>   |  | 0-0<br>  |   | 2-2<br>   |  | 0-0<br>  |   |   | 4 0 1 1 0 1 4  |   |   |
| <b>Howard Johnson, S</b> (1, 5)<br><small>OBP: 0.367, SLG: 0.576</small>   | 2-3<br>   |  |  | 0-1<br>   | 0-0<br>   |  |  | 0-0<br>   |   | 4 0 0 0 0 1 3  |   |   |
| <b>Darryl Strawberry, L</b> (1, 9)<br><small>OBP: 0.312, SLG: 0.463</small>  | 1-2<br>   |  |  | 1-3<br>   |   | 0-0<br>  |  | 2-3<br>   |   | 4 0 0 0 0 2 1  |   |   |
| <b>Kevin McReynolds, R</b> (1, 7)<br><small>OBP: 0.330, SLG: 0.457</small>   |   | 1-3<br>  |  | 3-2<br>   |   | 4-0<br>  |  | 1-0<br>   |   | 3 0 1 0 1 1 0  |   |   |
| <b>Dave Magadan, L</b> (1, 3)<br><small>OBP: 0.371, SLG: 0.405</small>   |   | 1-1<br>  |  | 3-1<br>   |   | 0-3<br>  |  |   | 3-2<br>   | 4 0 0 0 0 1 2  |   |   |
| <b>Barry Lyons, R</b> (1, 2)<br><small>OBP: 0.283, SLG: 0.347</small>  |   | 1-3<br>  |  |   | 0-3<br>   | 1-2<br>  | 1-2<br>  |   | 2-2<br>   | 4 0 0 0 0 2 0  |   |   |
| <b>Kevin Elster, R</b> (1, 6)<br><small>OBP: 0.289, SLG: 0.364</small>   |   |  | 0-3<br>  |   | 0-0<br>   |  | 1-0<br>  |   | 3-1<br>   | 4 1 3 0 0 1 0  |   |   |
| <b>Frank Viola, L</b> (1, 1)<br><small>OBP: 0.235, SLG: 0.188</small><br><b>Keith Hernandez, L</b> (9, PH)<br><small>OBP: 0.332, SLG: 0.326</small><br><b>Don Aase, R</b> (9, 1) |   |  | 0-0<br>  |   | 0-3<br>   |  | 1-1<br>  |   | 1-0<br>   | 2 0 0 0 0 1 1<br>1 0 0 0 0 0 1<br>0 0 0 0 0 0 0            |   |   |
| <b>Inning Stats</b>  | R: 0 H: 1<br>E: 0 LOB: 1<br>K: 2 BB: 0<br>S: 13 P: 19   | R: 0 H: 0<br>E: 0 LOB: 0<br>K: 2 BB: 0<br>S: 8 P: 11 | R: 0 H: 1<br>E: 0 LOB: 1<br>K: 1 BB: 0<br>S: 7 P: 10 | R: 0 H: 1<br>E: 0 LOB: 1<br>K: 1 BB: 0<br>S: 11 P: 18 | R: 1 H: 2<br>E: 0 LOB: 2<br>K: 2 BB: 1<br>S: 12 P: 18 | R: 0 H: 0<br>E: 0 LOB: 0<br>K: 1 BB: 1<br>S: 6 P: 11 | R: 0 H: 1<br>E: 0 LOB: 2<br>K: 0 BB: 1<br>S: 8 P: 15 | R: 0 H: 0<br>E: 0 LOB: 0<br>K: 1 BB: 0<br>S: 6 P: 9 | R: 0 H: 1<br>E: 0 LOB: 1<br>K: 0 BB: 0<br>S: 11 P: 20 | 1B: 6 SF: 0<br>2B: 1 SAC: 1<br>3B: 0 DP: 0<br>HR: 0 HBP: 0 | WP: 1 PA: 37<br>PB: 0<br>SB: 1<br>CS: 1 |   |
| <b>PITCHER</b><br><b>Ken Howell, R</b> (1, 1)<br><small>ERA: 3.61</small><br><b>Roger McDowell, R</b> (8, 1)<br><small>ERA: 1.98</small>   | IP WLS BF H R ER SO BB IBB HBP BLK WP HR S P ERA WHIP<br>7.0 29 6 1 1 9 2 1 0 0 1 0 65 102 1.29 1.143 |  |  |   |   |  |  |   |   |  |   | IP WLS BF H R ER SO BB IBB HBP BLK WP HR S P ERA WHIP<br>2.0 7 1 0 0 1 0 0 0 0 0 0 17 29 0.00 0.500 |

**New York Mets @ Philadelphia Phillies**  
 Veterans Stadium, Philadelphia, PA  
 Tue Sep 12 1989, 7:05 PM EDT  
 Att. 22,953 - Unknown - 75 F

livebaseballscorecards.com

|            |           |
|------------|-----------|
| <b>AB</b>  | <b>32</b> |
| <b>R</b>   | <b>1</b>  |
| <b>H</b>   | <b>7</b>  |
| <b>RBI</b> | <b>1</b>  |
| <b>BB</b>  | <b>3</b>  |
| <b>SO</b>  | <b>10</b> |
| <b>LOB</b> | <b>12</b> |





| Batter  | 1        | 2          | 3             | 4                         | 5          | 6            | 7                     | 8        | 9        | AB | R | H | RBI | BB | SO | LOB |
|---|----------|------------|---------------|---------------------------|------------|--------------|-----------------------|----------|----------|----|---|---|-----|----|----|-----|
| <b>Bob Demier, R</b><br>OBP: 0.230, SLG: 0.223 (1, 8) X                 | 0-0 F6 ① |            |               | 1-1 WP 1B                 |            | 2-1 G5-3 ① X | 0-0 P3 ③              |          |          | 4  | 1 | 1 | 0   | 0  | 0  | 2   |
| <b>Tom Herr, S</b><br>OBP: 0.340, SLG: 0.343 (1, 4) C B F X             | 1-2 F9 ② |            |               | 1-1 FC5 WP 1B<br>1-3      |            | 2-1 G3-1 ②   |                       | 0-0 F8 ① |          | 4  | 0 | 2 | 0   | 0  | 0  | 0   |
| <b>Von Hayes, L</b><br>OBP: 0.379, SLG: 0.449 (1, 9) C X                | 0-1 L9 ③ |            |               | 3-3 K ①                   |            | 0-0 G3-1 ②   |                       | 3-2 F8 ② |          | 4  | 0 | 0 | 0   | 0  | 1  | 3   |
| <b>Ricky Jordan, R</b><br>OBP: 0.320, SLG: 0.407 (1, 3) B X             |          | 1-0 F7 ①   |               | 4-0 FC5 IBB<br>1-2<br>3-H |            | 4-0 IBB ③    |                       | 0-3 K ③  |          | 2  | 0 | 0 | 0   | 2  | 1  | 0   |
| <b>Randy Ready, R</b><br>OBP: 0.371, SLG: 0.417 (1, 7) S F B C X        |          | 2-3 K ②    |               | 0-1 FC5<br>1-2<br>2-3f    |            | 2-3 K ③      |                       |          | 2-1 P6 ① | 3  | 0 | 0 | 0   | 0  | 2  | 4   |
| <b>Lenny Dykstra, L</b><br>OBP: 0.317, SLG: 0.368 (9, PH) S F B C X     |          |            |               |                           |            |              |                       |          |          | 1  | 0 | 0 | 0   | 0  | 0  | 0   |
| <b>Dickie Thon, R</b><br>OBP: 0.318, SLG: 0.427 (1, 6) C B B F X        |          | 2-1 G1-3 ③ |               | 1-3 K ③                   |            |              | 1-1 FC6-4 1B          |          | 2-2 HR   | 4  | 1 | 2 | 1   | 0  | 1  | 2   |
| <b>Charlie Hayes, R</b><br>OBP: 0.293, SLG: 0.427 (1, 5) C B B F X      |          |            | 2-2 K2-3-2 1B |                           | 0-2 P3 ①   |              | 0-0 FC6-4 HBP<br>1-2f |          |          | 3  | 0 | 1 | 0   | 0  | 0  | 1   |
| <b>Tom Nieto, R</b><br>OBP: 0.300, SLG: 0.222 (1, 2) B B S B 1 SAFE F S |          |            | 3-3 K2-3-2 ①  |                           | 0-2 G4-3 ② |              | 2-2 HBP<br>1-2        |          |          | 2  | 0 | 0 | 0   | 0  | 1  | 1   |
| <b>Ken Howell, R</b><br>OBP: 0.131, SLG: 0.121 (1, 1) F S S             |          |            | 0-3 K ③       |                           | 1-3 K ③    |              | 2-3 K ②               |          |          | 2  | 0 | 0 | 0   | 0  | 2  | 0   |
| <b>Steve Stanicek, R</b><br>OBP: 0.250, SLG: 0.250 (7, PH) S F B C X    |          |            |               |                           |            |              |                       |          |          | 1  | 0 | 0 | 0   | 0  | 1  | 2   |
| <b>Roger McDowell, R</b><br>OBP: 0.333, SLG: 0.333 (8, 1) S F B C X     |          |            |               |                           |            |              |                       |          |          | 0  | 0 | 0 | 0   | 0  | 0  | 0   |

| Inning Stats                             | R: 0 | H: 0 | E: 0 | LOB: 0 | K: 0 | BB: 0 | S: 6 | P: 7 | R: 0 | H: 0 | E: 0 | LOB: 0 | K: 1 | BB: 0 | S: 6 | P: 11 | R: 0  | H: 1 | E: 0 | LOB: 0 | K: 2 | BB: 0 | S: 9 | P: 14 | R: 1 | H: 2 | E: 0 | LOB: 2 | K: 2 | BB: 1 | S: 13 | P: 23 | R: 0 | H: 0 | E: 0 | LOB: 0 | K: 1 | BB: 0 | S: 9 | P: 10 | R: 0 | H: 1 | E: 0 | LOB: 2 | K: 1 | BB: 1 | S: 8 | P: 18 | R: 0 | H: 1 | E: 0 | LOB: 2 | K: 1 | BB: 0 | S: 9 | P: 14 | R: 0 | H: 0 | E: 0 | LOB: 0 | K: 1 | BB: 0 | S: 7 | P: 10 | R: 1 | H: 1 | E: 0 | LOB: 0 | K: 0 | BB: 0 | S: 6 | P: 10 | 1B: 4 | SF: 0 | 2B: 2 | SAC: 0 | 3B: 0 | DP: 1 | HR: 1 | HBP: 1 | WP: 1 | PA: 33 |
|--|------|------|------|--------|------|-------|------|------|------|------|------|--------|------|-------|------|-------|-------|------|------|--------|------|-------|------|-------|------|------|------|--------|------|-------|-------|-------|------|------|------|--------|------|-------|------|-------|------|------|------|--------|------|-------|------|-------|------|------|------|--------|------|-------|------|-------|------|------|------|--------|------|-------|------|-------|------|------|------|--------|------|-------|------|-------|-------|-------|-------|--------|-------|-------|-------|--------|-------|--------|
| <b>PITCHER</b>                           | IP   | WLS  | BF   | H      | R    | ER    | SO   | BB   | IBB  | HBP  | BLK  | WP     | HR   | S     | P    | ERA   | WHIP  |      |      |        |      |       |      |       |      |      |      |        |      |       |       |       |      |      |      |        |      |       |      |       |      |      |      |        |      |       |      |       |      |      |      |        |      |       |      |       |      |      |      |        |      |       |      |       |      |      |      |        |      |       |      |       |       |       |       |        |       |       |       |        |       |        |
| <b>Frank Viola, L</b><br>ERA: 3.5 (1, 1) | 8.0  |      | 31   | 5      | 1    | 1     | 9    | 0    | 2    | 1    | 0    | 1      | 0    | 67    | 107  | 1.12  | 0.625 |      |      |        |      |       |      |       |      |      |      |        |      |       |       |       |      |      |      |        |      |       |      |       |      |      |      |        |      |       |      |       |      |      |      |        |      |       |      |       |      |      |      |        |      |       |      |       |      |      |      |        |      |       |      |       |       |       |       |        |       |       |       |        |       |        |
| <b>Don Aase, R</b><br>ERA: 3.84 (9, 1)   | 0.1  | L    | 2    | 1      | 1    | 1     | 0    | 0    | 0    | 0    | 0    | 0      | 1    | 6     | 10   | 27.00 | 3.000 |      |      |        |      |       |      |       |      |      |      |        |      |       |       |       |      |      |      |        |      |       |      |       |      |      |      |        |      |       |      |       |      |      |      |        |      |       |      |       |      |      |      |        |      |       |      |       |      |      |      |        |      |       |      |       |       |       |       |        |       |       |       |        |       |        |

**BOTTOM**

**New York Mets @ Philadelphia Phillies**  
Veterans Stadium, Philadelphia, PA

Tue Sep 12 1989, 7:05 PM EDT  
Att: 22,953 - Unknown - 75 F

|            |           |
|------------|-----------|
| <b>AB</b>  | <b>30</b> |
| <b>R</b>   | <b>2</b>  |
| <b>H</b>   | <b>6</b>  |
| <b>RBI</b> | <b>1</b>  |
| <b>BB</b>  | <b>2</b>  |
| <b>SO</b>  | <b>9</b>  |
| <b>LOB</b> | <b>15</b> |



|               |                |
|---------------|----------------|
| <b>WP</b> : 1 | <b>PA</b> : 33 |
| <b>PB</b> : 0 |                |
| <b>SB</b> : 0 |                |
| <b>CS</b> : 0 |                |

| Batter   | 1   | 2                                | 3                            | 4                                | 5                             | 6                                | 7                             | 8                                | 9                            | AB R H RBI BB SO LOB  | TOP                           |                                  |                              |                                  |                               |                                  |                               |                                  |                                  |                                    |                                  |   |
|--|---|----------------------------------|------------------------------|----------------------------------|-------------------------------|----------------------------------|-------------------------------|----------------------------------|------------------------------|---|-------------------------------|----------------------------------|------------------------------|----------------------------------|-------------------------------|----------------------------------|-------------------------------|----------------------------------|----------------------------------|------------------------------------|----------------------------------|---|
| Gregg Jefferies, S<br>OBP: 0.310, SLG: 0.378<br>(1, 4)   | 2-1<br>G3   |                                  | 4-2<br>FC6-4<br>BB           | 3-2<br>HR                        |                               | 1-2<br>F8                        |                               | 4-0<br>1B<br>1-2<br>IBB          | 0-2<br>1B<br>1-2<br>2-H      | 4 1 2 2 2 0 2   |                               |                                  |                              |                                  |                               |                                  |                               |                                  |                                  |                                    |                                  |   |
| Juan Samuel, R<br>OBP: 0.308, SLG: 0.347<br>(1, 8)   | 2-2<br>PB<br>2B   |                                  | 0-1<br>FC6-4<br>HR<br>1-2    | 1-3<br>K                         |                               | 1-3<br>K                         |                               | 1-2<br>1B<br>1-2<br>2-3<br>3-H   | 1-2<br>1B<br>1-3<br>2-H      | 6 1 3 2 0 2 3   |                               |                                  |                              |                                  |                               |                                  |                               |                                  |                                  |                                    |                                  |   |
| Howard Johnson, S<br>OBP: 0.367, SLG: 0.578<br>(1, 5)  | 4-0<br>PB<br>BB   |                                  | 1-2<br>1-H<br>HR             |                                  | 0-0<br>F8                     |                                  | 0-2<br>F9                     | 1-3<br>K                         | 3-3<br>K                     | 5 1 1 2 1 2 5   |                               |                                  |                              |                                  |                               |                                  |                               |                                  |                                  |                                    |                                  |   |
| Kevin McReynolds, R<br>OBP: 0.331, SLG: 0.454<br>(1, 7)  | 4-1<br>1-2<br>2-3<br>BB   |                                  | 0-0<br>L6                    |                                  | 1-1<br>G5-3                   |                                  | 2-1<br>F9                     | 4-0<br>BB<br>1B<br>BB            |                              | 3 1 0 0 2 0 0   |                               |                                  |                              |                                  |                               |                                  |                               |                                  |                                  |                                    |                                  |   |
| Keith Hernandez, L<br>OBP: 0.329, SLG: 0.323<br>(1, 3)   | 2-3<br>K  |                                  | 2-0<br>1B<br>1B              |                                  | 0-0<br>F9                     |                                  | 2-1<br>G3-1                   | 1-3<br>1 SAFE<br>1 SAFE<br>K     |                              | 5 0 1 0 0 2 4   |                               |                                  |                              |                                  |                               |                                  |                               |                                  |                                  |                                    |                                  |   |
| Mackey Sasser, L<br>OBP: 0.320, SLG: 0.414<br>Lou Thornton, L<br>(6, PR)<br>Barry Lyons, R<br>OBP: 0.284, SLG: 0.353<br>(6, 2)   | 1-1<br>G3   |                                  | 1-1<br>1-3<br>1B             |                                  | 1-0<br>SH3<br>BB<br>1B        |                                  | 2-2<br>L8<br>1B<br>2B         | 1-2<br>1 SAFE<br>1 SAFE<br>F7    |                              | 3 0 2 0 0 0 3<br>0 1 0 0 0 0 0<br>2 1 1 0 0 0 1                                   |                               |                                  |                              |                                  |                               |                                  |                               |                                  |                                  |                                    |                                  |   |
| Mark Carreon, R<br>OBP: 0.327, SLG: 0.457<br>(1, 9)  |   | 2-2<br>F8                        | 1-1<br>F9                    |                                  | 4-1<br>1-2<br>1B<br>SH3<br>BB |                                  | 0-3<br>K                      | 1-2<br>1B<br>BB<br>1B            |                              | 4 2 1 0 1 1 3   |                               |                                  |                              |                                  |                               |                                  |                               |                                  |                                  |                                    |                                  |   |
| Kevin Elster, R<br>OBP: 0.291, SLG: 0.362<br>(1, 6)  |   | 2-1<br>G6-3                      |                              | 0-3<br>K                         |                               | 0-0<br>SH3                       |                               | 4-1<br>1B<br>IBB<br>BB           | 4-1<br>1B<br>BB              | 2 1 0 0 2 1 0   |                               |                                  |                              |                                  |                               |                                  |                               |                                  |                                  |                                    |                                  |   |
| Bob Ojeda, L<br>OBP: 0.156, SLG: 0.115<br>Dave Magadan, L<br>OBP: 0.372, SLG: 0.407<br>(6, PH)<br>Dwight Gooden, R<br>OBP: 0.200, SLG: 0.282<br>Tom O'Malley, L<br>OBP: 0.333, SLG: 0.333<br>(9, PH)<br>Julio Machado, R<br>(9, 1) | 1-1<br>G4-3   |                                  | 1-1<br>F7                    |                                  | 1-0<br>1B<br>2-H<br>3-H       |                                  | 0-0<br>L8                     | 1-2<br>1B<br>1-2<br>2-H<br>3-H   |                              | 2 0 0 0 0 0 0<br>1 0 1 2 0 0 0<br>1 0 0 0 0 0 2<br>1 1 1 2 0 0 0<br>0 0 0 0 0 0 0 |                               |                                  |                              |                                  |                               |                                  |                               |                                  |                                  |                                    |                                  |   |
| <b>Inning Stats</b>  | R: 0<br>E: 0<br>K: 1<br>S: 12   | H: 1<br>LOB: 3<br>BB: 2<br>P: 27 | R: 0<br>E: 0<br>K: 0<br>S: 7 | H: 0<br>LOB: 0<br>BB: 0<br>P: 12 | R: 2<br>E: 0<br>K: 0<br>S: 15 | H: 3<br>LOB: 2<br>BB: 1<br>P: 24 | R: 1<br>E: 0<br>K: 2<br>S: 13 | H: 1<br>LOB: 0<br>BB: 0<br>P: 17 | R: 0<br>E: 0<br>K: 0<br>S: 4 | H: 0<br>LOB: 0<br>BB: 0<br>P: 5   | R: 2<br>E: 0<br>K: 1<br>S: 10 | H: 2<br>LOB: 2<br>BB: 1<br>P: 18 | R: 0<br>E: 0<br>K: 0<br>S: 7 | H: 0<br>LOB: 0<br>BB: 0<br>P: 11 | R: 1<br>E: 0<br>K: 2<br>S: 17 | H: 2<br>LOB: 3<br>BB: 2<br>P: 29 | R: 4<br>E: 0<br>K: 2<br>S: 22 | H: 4<br>LOB: 2<br>BB: 2<br>P: 38 | 1B: 9<br>2B: 2<br>3B: 0<br>HR: 2 | SF: 0<br>SAC: 1<br>DP: 0<br>HBP: 0 | WP: 0<br>PB: 1<br>SB: 0<br>CS: 0 | PA: 48  |
| <b>PITCHER</b>   | IP<br>WLS<br>BF<br>H<br>R<br>ER<br>SO<br>BB<br>IBB<br>HBP<br>BLK<br>WP<br>HR<br>S<br>P<br>ERA<br>WHIP |                                  |                              |                                  |                               |                                  |                               |                                  |                              |   |                               |                                  |                              |                                  |                               |                                  |                               |                                  |                                  |                                    | <b>PITCHER</b>                   | IP<br>WLS<br>BF<br>H<br>R<br>ER<br>SO<br>BB<br>IBB<br>HBP<br>BLK<br>WP<br>HR<br>S<br>P<br>ERA<br>WHIP |
| Jason Grimsley, R<br>ERA: 5.4<br>(1, 1)  | 5.0<br>L<br>25<br>6<br>5<br>5<br>3<br>4<br>0<br>0<br>0<br>0<br>2<br>53<br>92<br>9.00<br>2.000         |                                  |                              |                                  |                               |                                  |                               |                                  |                              |   |                               |                                  |                              |                                  |                               |                                  |                               |                                  |                                  |                                    |                                  |   |
| Todd Frohwrth, R<br>ERA: 3.83<br>(6, 1)  | 0.1<br>1<br>0<br>0<br>0<br>0<br>0<br>0<br>0<br>0<br>0<br>0<br>0<br>1<br>1<br>0.00<br>0.000            |                                  |                              |                                  |                               |                                  |                               |                                  |                              |   |                               |                                  |                              |                                  |                               |                                  |                               |                                  |                                  |                                    |                                  |   |
| Dennis Cook, L<br>ERA: 3.67<br>(6, 1)  | 1.2<br>6<br>1<br>0<br>0<br>1<br>0<br>0<br>0<br>0<br>0<br>0<br>0<br>14<br>21<br>0.00<br>0.600          |                                  |                              |                                  |                               |                                  |                               |                                  |                              |   |                               |                                  |                              |                                  |                               |                                  |                               |                                  |                                  |                                    |                                  |   |
| Jeff Parrett, R<br>ERA: 2.89<br>(8, 1)   | 1.2<br>13<br>4<br>5<br>5<br>3<br>3<br>1<br>0<br>0<br>0<br>0<br>0<br>30<br>54<br>27.00<br>4.200        |                                  |                              |                                  |                               |                                  |                               |                                  |                              |   |                               |                                  |                              |                                  |                               |                                  |                               |                                  |                                  |                                    |                                  |   |
| Chuck McElroy, L<br>ERA: 2.7<br>(9, 1)   | 0.1<br>3<br>2<br>0<br>0<br>1<br>0<br>0<br>0<br>0<br>0<br>0<br>0<br>9<br>13<br>0.00<br>6.000           |                                  |                              |                                  |                               |                                  |                               |                                  |                              |   |                               |                                  |                              |                                  |                               |                                  |                               |                                  |                                  |                                    |                                  |   |

**New York Mets @ Philadelphia Phillies**  
**Veterans Stadium, Philadelphia, PA**  
 Wed Sep 13 1989, 7:05 PM EDT  
 Att. 20,062 - Unknown - 75 F

|     |    |
|-----|----|
| AB  | 39 |
| R   | 10 |
| H   | 13 |
| RBI | 10 |
| BB  | 8  |
| SO  | 8  |
| LOB | 23 |



| Batter  | 1          | 2 | 3          | 4             | 5        | 6          | 7                | 8          | 9          | AB | R | H | RBI | BB | SO | LOB |
|---|------------|---|------------|---------------|----------|------------|------------------|------------|------------|----|---|---|-----|----|----|-----|
| Bob Dernier, R (1, 8)<br>OBP: 0.227, SLG: 0.219<br>Lenny Dykstra, L (8, PH)<br>OBP: 0.317, SLG: 0.367 (9, 8)  | 1-0 F8 ①   |   | 3-1 L9 ③   |               | 2-0 F9 ③ |            |                  | 3-2 G4-3 ① |            | 3  | 0 | 0 | 0   | 0  | 0  | 1   |
| Tom Herr, S (1, 4)<br>OBP: 0.341, SLG: 0.343  | 2-0 G4-3 ② |   |            | 4-2 HR BB     |          | 0-0 S 1B   |                  | 1-3 K ②    |            | 3  | 1 | 1 | 0   | 1  | 1  | 0   |
| Von Hayes, L (1, 9)<br>OBP: 0.378, SLG: 0.448   | 0-0 G3 ③   |   |            | 2-0 F8 ①      |          | 1-3 K ①    | 1 SAFE<br>1 SAFE | 1-1 K 1B   |            | 4  | 0 | 1 | 0   | 0  | 1  | 2   |
| Ricky Jordan, R (1, 3)<br>OBP: 0.320, SLG: 0.412  |            |   | 1-1 L6 ①   | 0-0 HR 1-H    |          | 1-3 K ②    | 1 SAFE           | 1-2 F8 ③   |            | 4  | 1 | 1 | 2   | 0  | 1  | 2   |
| Randy Ready, R (1, 7)<br>OBP: 0.370, SLG: 0.427   |            |   | 3-2 HR     | 2-2 P3 ②      |          | 2-2 G1-3 ③ |                  |            | 0-1 G6-3 ① | 4  | 1 | 1 | 1   | 0  | 0  | 1   |
| Dickie Thon, R (1, 6)<br>OBP: 0.317, SLG: 0.425   |            |   | 0-1 G6-3 ② | 3-2 G3 ③      |          |            | 0-0 G5-3 ①       |            | 1-2 G3 1B  | 4  | 1 | 1 | 0   | 0  | 0  | 0   |
| Charlie Hayes, R (1, 5)<br>OBP: 0.288, SLG: 0.420   |            |   | 2-2 G3 ③   |               | 0-2 P6 ① |            | 0-3 K ②          |            | 2-2 G3 ②   | 4  | 0 | 0 | 0   | 0  | 1  | 1   |
| Tom Nieto, R (1, 2)<br>OBP: 0.333, SLG: 0.200<br>Curt Ford, L (7, PH)<br>OBP: 0.296, SLG: 0.294<br>Darren Daulton, L (8, 2)<br>OBP: 0.301, SLG: 0.310   |            |   | 0-3 K ①    | 4-2 FC6-4 BB  |          | 4-1 S BB   |                  | 4-1 S BB   | 2-2 K 1B   | 1  | 0 | 0 | 0   | 1  | 1  | 0   |
| Jason Grimsley, R (1, 1)<br>Todd Frohwrth, R (6, 1)<br>Dennis Cook, L (6, 1)<br>Dwayne Murphy, L (7, PH)<br>Jeff Parrett, R (8, 1)<br>Chuck McElroy, L (9, 1)<br>John Kruk, L (9, PH)<br>OBP: 0.367, SLG: 0.400 |            |   | 3-3 K ②    | 0-0 FC6-4 1-2 |          | 1-0 G4-3 ③ |                  | 1-2 G4-3 ③ | 3-2 F7 ③   | 2  | 0 | 0 | 0   | 0  | 1  | 1   |

| Inning Stats | R: 0 | H: 0 | E: 0 | K: 0 | S: 3 | R: 1 | H: 1 | E: 0 | K: 0 | S: 12 | R: 0 | H: 0 | E: 0 | K: 2 | S: 8 | R: 2 | H: 1 | E: 0 | K: 0 | S: 14 | R: 0 | H: 0 | E: 0 | K: 0 | S: 12 | R: 0 | H: 1 | E: 0 | K: 2 | S: 11 | R: 0 | H: 0 | E: 0 | K: 1 | S: 6 | R: 0 | H: 1 | E: 0 | K: 1 | S: 13 | R: 1 | H: 2 | E: 0 | K: 0 | S: 21 | 1B: 4 | 2B: 0 | 3B: 0 | HR: 2 | SF: 0 | SAC: 0 | DP: 0 | HBP: 0 | WP: 0 | PA: 36 |
|--------------|------|------|------|------|------|------|------|------|------|-------|------|------|------|------|------|------|------|------|------|-------|------|------|------|------|-------|------|------|------|------|-------|------|------|------|------|------|------|------|------|------|-------|------|------|------|------|-------|-------|-------|-------|-------|-------|--------|-------|--------|-------|--------|
|--------------|------|------|------|------|------|------|------|------|------|-------|------|------|------|------|------|------|------|------|------|-------|------|------|------|------|-------|------|------|------|------|-------|------|------|------|------|------|------|------|------|------|-------|------|------|------|------|-------|-------|-------|-------|-------|-------|--------|-------|--------|-------|--------|

| PITCHER                              | IP  | WLS | BF | H | R | ER | SO | BB | IBB | HBP | BLK | WP | HR | S  | P  | ERA  | WHIP  |
|--------------------------------------|-----|-----|----|---|---|----|----|----|-----|-----|-----|----|----|----|----|------|-------|
| Bob Ojeda, L (1, 1)<br>ERA: 3.57     | 5.0 |     | 19 | 2 | 3 | 3  | 2  | 2  | 0   | 0   | 0   | 0  | 2  | 49 | 81 | 5.40 | 0.800 |
| Dwight Gooden, R (6, 1)<br>ERA: 2.91 | 3.0 |     | 12 | 2 | 0 | 0  | 4  | 1  | 0   | 0   | 0   | 0  | 0  | 30 | 45 | 0.00 | 1.000 |
| Julio Machado, R (9, 1)<br>ERA: 2.45 | 1.0 |     | 5  | 2 | 1 | 1  | 0  | 0  | 0   | 0   | 0   | 0  | 0  | 21 | 29 | 9.00 | 2.000 |

**BOTTOM**

**New York Mets @ Philadelphia Phillies**  
Veterans Stadium, Philadelphia, PA

Wed Sep 13 1989, 7:05 PM EDT  
Att: 20,062 - Unknown - 75 F

livebaseballscores.com

|     |    |
|-----|----|
| AB  | 33 |
| R   | 4  |
| H   | 6  |
| RBI | 4  |
| BB  | 3  |
| SO  | 6  |
| LOB | 10 |



**New York Mets @ Montreal Expos**  
 Olympic Stadium, Montreal, QB  
 Fri Sep 15 1989, 7:05 PM EDT  
 Att. 24,545 - Dome

[livebaseballscorecards.com](http://livebaseballscorecards.com)



|     |    |
|-----|----|
| AB  | 32 |
| R   | 5  |
| H   | 7  |
| RBI | 5  |
| BB  | 3  |
| SO  | 2  |
| LOB | 14 |

|     |   |     |    |
|-----|---|-----|----|
| WP: | 0 | PA: | 38 |
| PB: | 0 |     |    |
| SB: | 3 |     |    |
| CS: | 1 |     |    |

| AB | R | H | RBI | BB | SO | LOB |
|----|---|---|-----|----|----|-----|
| 4  | 1 | 2 | 0   | 1  | 1  | 1   |
| 2  | 1 | 0 | 0   | 1  | 0  | 2   |
| 4  | 0 | 1 | 2   | 0  | 0  | 4   |
| 3  | 1 | 1 | 1   | 0  | 0  | 1   |
| 3  | 1 | 1 | 2   | 1  | 1  | 1   |
| 4  | 0 | 0 | 0   | 0  | 0  | 1   |
| 4  | 0 | 0 | 0   | 0  | 0  | 2   |
| 4  | 0 | 1 | 0   | 0  | 0  | 1   |
| 3  | 1 | 1 | 0   | 0  | 0  | 0   |
| 1  | 0 | 0 | 0   | 0  | 0  | 1   |
| 0  | 0 | 0 | 0   | 0  | 0  | 0   |

| R | H | ER | SO | BB | IBB | HBP | BLK | WP | HR | S  | P  | ERA   | WHIP  |
|---|---|----|----|----|-----|-----|-----|----|----|----|----|-------|-------|
| 0 | 1 | 0  | 1  | 0  | 0   | 0   | 0   | 0  | 0  | 0  | 0  | 11.25 | 2.000 |
| 0 | 0 | 0  | 0  | 0  | 0   | 0   | 0   | 0  | 0  | 5  | 8  | 0.00  | 0.000 |
| 0 | 1 | 0  | 0  | 0  | 0   | 0   | 0   | 0  | 0  | 16 | 27 | 0.00  | 0.500 |
| 0 | 0 | 0  | 1  | 0  | 0   | 0   | 0   | 0  | 0  | 21 | 36 | 0.00  | 0.500 |

| R | H | ER | SO | BB | IBB | HBP | BLK | WP | HR | S  | P  | ERA   | WHIP  |
|---|---|----|----|----|-----|-----|-----|----|----|----|----|-------|-------|
| 0 | 0 | 0  | 0  | 0  | 0   | 0   | 0   | 0  | 0  | 0  | 0  | 11.25 | 2.000 |
| 1 | 0 | 0  | 0  | 0  | 0   | 0   | 0   | 0  | 0  | 5  | 8  | 0.00  | 0.000 |
| 1 | 1 | 0  | 0  | 0  | 0   | 0   | 0   | 0  | 0  | 16 | 27 | 0.00  | 0.500 |
| 0 | 0 | 0  | 1  | 0  | 0   | 0   | 0   | 0  | 0  | 21 | 36 | 0.00  | 0.500 |

| R | H | ER | SO | BB | IBB | HBP | BLK | WP | HR | S  | P  | ERA   | WHIP  |
|---|---|----|----|----|-----|-----|-----|----|----|----|----|-------|-------|
| 0 | 0 | 0  | 0  | 0  | 0   | 0   | 0   | 0  | 0  | 0  | 0  | 11.25 | 2.000 |
| 0 | 0 | 0  | 0  | 0  | 0   | 0   | 0   | 0  | 0  | 5  | 8  | 0.00  | 0.000 |
| 0 | 1 | 0  | 0  | 0  | 0   | 0   | 0   | 0  | 0  | 16 | 27 | 0.00  | 0.500 |
| 0 | 0 | 0  | 1  | 0  | 0   | 0   | 0   | 0  | 0  | 21 | 36 | 0.00  | 0.500 |

| R | H | ER | SO | BB | IBB | HBP | BLK | WP | HR | S  | P  | ERA   | WHIP  |
|---|---|----|----|----|-----|-----|-----|----|----|----|----|-------|-------|
| 0 | 0 | 0  | 0  | 0  | 0   | 0   | 0   | 0  | 0  | 0  | 0  | 11.25 | 2.000 |
| 0 | 0 | 0  | 0  | 0  | 0   | 0   | 0   | 0  | 0  | 5  | 8  | 0.00  | 0.000 |
| 0 | 1 | 0  | 0  | 0  | 0   | 0   | 0   | 0  | 0  | 16 | 27 | 0.00  | 0.500 |
| 0 | 0 | 0  | 1  | 0  | 0   | 0   | 0   | 0  | 0  | 21 | 36 | 0.00  | 0.500 |

| R | H | ER | SO | BB | IBB | HBP | BLK | WP | HR | S  | P  | ERA   | WHIP  |
|---|---|----|----|----|-----|-----|-----|----|----|----|----|-------|-------|
| 0 | 0 | 0  | 0  | 0  | 0   | 0   | 0   | 0  | 0  | 0  | 0  | 11.25 | 2.000 |
| 0 | 0 | 0  | 0  | 0  | 0   | 0   | 0   | 0  | 0  | 5  | 8  | 0.00  | 0.000 |
| 0 | 1 | 0  | 0  | 0  | 0   | 0   | 0   | 0  | 0  | 16 | 27 | 0.00  | 0.500 |
| 0 | 0 | 0  | 1  | 0  | 0   | 0   | 0   | 0  | 0  | 21 | 36 | 0.00  | 0.500 |

| R | H | ER | SO | BB | IBB | HBP | BLK | WP | HR | S  | P  | ERA   | WHIP  |
|---|---|----|----|----|-----|-----|-----|----|----|----|----|-------|-------|
| 0 | 0 | 0  | 0  | 0  | 0   | 0   | 0   | 0  | 0  | 0  | 0  | 11.25 | 2.000 |
| 0 | 0 | 0  | 0  | 0  | 0   | 0   | 0   | 0  | 0  | 5  | 8  | 0.00  | 0.000 |
| 0 | 1 | 0  | 0  | 0  | 0   | 0   | 0   | 0  | 0  | 16 | 27 | 0.00  | 0.500 |
| 0 | 0 | 0  | 1  | 0  | 0   | 0   | 0   | 0  | 0  | 21 | 36 | 0.00  | 0.500 |

| R | H | ER | SO | BB | IBB | HBP | BLK | WP | HR | S  | P  | ERA   | WHIP  |
|---|---|----|----|----|-----|-----|-----|----|----|----|----|-------|-------|
| 0 | 0 | 0  | 0  | 0  | 0   | 0   | 0   | 0  | 0  | 0  | 0  | 11.25 | 2.000 |
| 0 | 0 | 0  | 0  | 0  | 0   | 0   | 0   | 0  | 0  | 5  | 8  | 0.00  | 0.000 |
| 0 | 1 | 0  | 0  | 0  | 0   | 0   | 0   | 0  | 0  | 16 | 27 | 0.00  | 0.500 |
| 0 | 0 | 0  | 1  | 0  | 0   | 0   | 0   | 0  | 0  | 21 | 36 | 0.00  | 0.500 |

| R | H | ER | SO | BB | IBB | HBP | BLK | WP | HR | S  | P  | ERA   | WHIP  |
|---|---|----|----|----|-----|-----|-----|----|----|----|----|-------|-------|
| 0 | 0 | 0  | 0  | 0  | 0   | 0   | 0   | 0  | 0  | 0  | 0  | 11.25 | 2.000 |
| 0 | 0 | 0  | 0  | 0  | 0   | 0   | 0   | 0  | 0  | 5  | 8  | 0.00  | 0.000 |
| 0 | 1 | 0  | 0  | 0  | 0   | 0   | 0   | 0  | 0  | 16 | 27 | 0.00  | 0.500 |
| 0 | 0 | 0  | 1  | 0  | 0   | 0   | 0   | 0  | 0  | 21 | 36 | 0.00  | 0.500 |

| R | H | ER | SO | BB | IBB | HBP | BLK | WP | HR | S  | P  | ERA   | WHIP  |
|---|---|----|----|----|-----|-----|-----|----|----|----|----|-------|-------|
| 0 | 0 | 0  | 0  | 0  | 0   | 0   | 0   | 0  | 0  | 0  | 0  | 11.25 | 2.000 |
| 0 | 0 | 0  | 0  | 0  | 0   | 0   | 0   | 0  | 0  | 5  | 8  | 0.00  | 0.000 |
| 0 | 1 | 0  | 0  | 0  | 0   | 0   | 0   | 0  | 0  | 16 | 27 | 0.00  | 0.500 |
| 0 | 0 | 0  | 1  | 0  | 0   | 0   | 0   | 0  | 0  | 21 | 36 | 0.00  | 0.500 |

| R | H | ER | SO | BB | IBB | HBP | BLK | WP | HR | S  | P  | ERA   | WHIP  |
|---|---|----|----|----|-----|-----|-----|----|----|----|----|-------|-------|
| 0 | 0 | 0  | 0  | 0  | 0   | 0   | 0   | 0  | 0  | 0  | 0  | 11.25 | 2.000 |
| 0 | 0 | 0  | 0  | 0  | 0   | 0   | 0   | 0  | 0  | 5  | 8  | 0.00  | 0.000 |
| 0 | 1 | 0  | 0  | 0  | 0   | 0   | 0   | 0  | 0  | 16 | 27 | 0.00  | 0.500 |
| 0 | 0 | 0  | 1  | 0  | 0   | 0   | 0   | 0  | 0  | 21 | 36 | 0.00  | 0.500 |

| Batter   | 1   | 2   | 3   | 4 | 5   | 6 | 7   | 8 | 9   | AB | R | H | RBI | BB | SO | LOB |
|--|-----|-----|-----|---|-----|---|-----|---|-----|----|---|---|-----|----|----|-----|
| Gregg Jefferies, S<br>OBP: 0.313, SLG: 0.379   | 1-3 |     | 4-1 |   | 0-1 |   | 1-1 |   | 2-2 | 4  | 1 | 2 | 0   | 1  | 1  | 1   |
| Juan Samuel, R<br>OBP: 0.311, SLG: 0.346       | 2-1 |     | 4-2 |   | 2-0 |   | 2-2 |   | 2-2 | 2  | 1 | 0 | 0   | 1  | 0  | 2   |
| Howard Johnson, S<br>OBP: 0.366, SLG: 0.575    | 1-0 |     | 1-2 |   | 0-0 |   | 3-1 |   | 3-1 | 4  | 0 | 1 | 2   | 0  | 0  | 4   |
| Darryl Strawberry, L<br>OBP: 0.312, SLG: 0.462 | 2-2 |     |     |   | 0-0 |   | 1-0 |   | 1-0 | 3  | 1 | 1 | 1   | 0  | 0  | 1   |
| Keith Hernandez, L<br>OBP: 0.332, SLG: 0.338   |     | 4-2 |     |   | 0-0 |   | 3-2 |   | 3-3 | 3  | 1 | 1 | 2   | 1  | 1  | 1   |
| Mackey Sasser, L<br>OBP: 0.312, SLG: 0.404     |     | 2-2 |     |   | 0-0 |   | 1-0 |   | 1-1 | 4  | 0 | 0 | 0   | 0  | 0  | 1   |
| Mark Carreon, R<br>OBP: 0.314, SLG: 0.438      |     | 3-1 |     |   | 2-0 |   | 3-1 |   | 1-1 | 4  | 0 | 0 | 0   | 0  | 0  | 2   |
| Kevin Elster, R<br>OBP: 0.290, SLG: 0.361      |     | 3-2 |     |   | 1-1 |   | 0-1 |   | 2-2 | 4  | 0 | 1 | 0   | 0  | 0  | 1   |
| David Cone, L<br>OBP: 0.268, SLG: 0.275        |     |     | 0-0 |   | 3-2 |   | 1-2 |   | 3-2 | 3  | 1 | 1 | 0   | 0  | 0  | 0   |
| Dave Magadan, L<br>OBP: 0.372, SLG: 0.406      |     |     |     |   |     |   |     |   | 1-3 | 1  | 0 | 0 | 0   | 0  | 0  | 1   |
| Jeff Innis, R<br>OBP: 0.372, SLG: 0.406        |     |     |     |   |     |   |     |   |     | 0  | 0 | 0 | 0   | 0  | 0  | 0   |

BOTTOM

New York Mets @ Montreal Expos  
Olympic Stadium, Montreal, QB  
Fri Sep 15 1989, 7:05 PM EDT  
Att. 24,545 - Dome

livebaseballscorecards.com

AB 34  
R 0  
H 8  
RBI 0  
BB 2  
SO 9  
LOB 12



WP: 0 PA: 36  
PB: 0  
SB: 2  
CS: 0

AB R H RBI BB SO LOB

3 0 1 0 1 0 0

4 0 1 0 0 0 4

4 0 0 0 0 2 2

4 0 0 0 0 2 0

4 0 1 0 0 2 0

3 0 1 0 1 0 1

4 0 3 0 0 1 0

4 0 0 0 0 1 5

1 0 0 0 0 0 1 0  
0 0 0 0 0 0 0 0  
1 0 0 0 0 0 0 0  
0 0 0 0 0 0 0 0  
1 0 1 0 0 0 0 0  
0 0 0 0 0 0 0 0  
0 0 0 0 0 0 0 0  
1 0 0 0 0 0 0 0

1B: 4 SF: 0  
2B: 4 SAC: 0  
3B: 0 DP: 1  
HR: 0 HBP: 0

IP WLS BF H R ER SO BB IBB HBP BLK WP HR S P ERA WHIP

8.0 3 33 7 0 0 9 2 0 0 0 0 0 0 0 0.00 1.125

1.0 3 1 0 0 0 0 0 0 0 0 0 0 0 0.00 1.000

| Batter  | 1        | 2        | 3          | 4         | 5          | 6          | 7        | 8             | 9        |
|---|----------|----------|------------|-----------|------------|------------|----------|---------------|----------|
| Tim Raines, S<br>OBP: 0.404, SLG: 0.431<br>(1, 7) X   | 0-0 L9 ① |          | 3-2 G4-3 ② |           | 1-2 2B     |            | 4-2 S BB |               |          |
| Dave Martinez, L<br>OBP: 0.330, SLG: 0.396<br>(1, 8) B F B B X  | 3-1 L4 ② |          | 1-2 2B     |           | 2-0 P3 ②   |            | 2-0 F9 ③ |               |          |
| Wallace Johnson, S<br>OBP: 0.304, SLG: 0.374<br>(1, 3) C B X  | 1-1 F8 ③ |          | 3-3 K ③    |           | 3-2 G4-3 ③ |            |          | 2-3 K ①       |          |
| Hubie Brooks, R<br>OBP: 0.303, SLG: 0.379<br>(1, 9) F B X   |          | 1-1 F7 ① |            | 0-3 K ①   |            | 2-3 K ①    |          | 1-1 F8 ②      |          |
| Tom Foley, L<br>OBP: 0.306, SLG: 0.342<br>(1, 5) C X  |          | 0-1 G1 ② |            | 0-3 K ②   |            | 2-3 K2-3 ② |          | 1-0 1B        |          |
| Mike Fitzgerald, R<br>OBP: 0.326, SLG: 0.395<br>(1, 2) B X  |          | 1-0 2B   |            | 4-2 1B BB |            | 1-1 P4 ③   |          | 3-2 P3 ③      |          |
| Junior Noboa, R<br>OBP: 0.400, SLG: 0.400<br>(1, 4) S X   |          | 0-1 1B   |            | 2-2 1B    |            | 3-3 K ①    |          | 2-1 G4-6-3 1B |          |
| Spike Owen, S<br>OBP: 0.354, SLG: 0.337<br>(1, 6) S O C   |          | 0-3 K ③  |            | 2-1 F8 ③  |            | 0-1 P5 ②   |          | 0-1 G4-6-3 ②  |          |
| Dennis Martinez, R<br>OBP: 0.381, SLG: 0.119<br>John Candelaria, L<br>OBP: 0.350, SLG: 0.235<br>Larry Walker, L<br>OBP: 0.350, SLG: 0.235<br>Mark Gardner, R<br>OBP: 0.313, SLG: 0.318<br>Mike Aldrete, L<br>OBP: 0.317, SLG: 0.261<br>Otis Nixon, S<br>OBP: 1.000, SLG: 1.000<br>Andy McGaffigan, R<br>OBP: 0.385, SLG: 0.398<br>(1, 1) C F B<br>(5, 1) B O C X<br>(6, 1) B O C X<br>(7, PH) B O C X<br>(7, PR) B O C X<br>(8, 1) B O C X<br>(9, PH) B O C X |          |          | 1-3 K ①    |           | 2-1 F8 ①   |            | 1-1 S 2B |               | 0-0 F8 ③ |

Inning Stats R: 0 H: 0 E: 0 K: 5 S: 5 H: 0 LOB: 0 BB: 0 P: 9 R: 0 H: 2 E: 0 K: 1 S: 10 H: 1 LOB: 2 BB: 0 P: 12 R: 0 H: 1 E: 0 K: 2 S: 12 H: 1 LOB: 1 BB: 0 P: 20 R: 0 H: 1 E: 0 K: 2 S: 15 H: 1 LOB: 2 BB: 1 P: 23 R: 0 H: 1 E: 0 K: 10 S: 10 H: 0 LOB: 0 BB: 0 P: 16 R: 0 H: 1 E: 0 K: 10 S: 10 H: 1 LOB: 2 BB: 1 P: 20 R: 0 H: 1 E: 0 K: 10 S: 10 H: 1 LOB: 1 BB: 0 P: 17 R: 0 H: 1 E: 0 K: 5 S: 5 H: 1 LOB: 0 BB: 0 P: 7

PITCHER IP WLS BF H R ER SO BB IBB HBP BLK WP HR S P ERA WHIP

David Cone, R (1, 1) 8.0 3 33 7 0 0 9 2 0 0 0 0 0 0 0.00 1.125

Jeff Innis, R (9, 1) 1.0 3 1 0 0 0 0 0 0 0 0 0 0 0 0.00 1.000

| Batter   | 1   | 2   | 3   | 4   | 5  | 6  | 7  | 8  | 9   | AB R H RBI BB SO LOB   | TOP                                     |  |                |   |
|--|---|---|---|---|--|--|--|--|---|--|---|--|----------------|---|
| Gregg Jefferies, S (1, 4)<br>OBP: 0.311, SLG: 0.376<br>Barry Lyons, R (7, 2)<br>OBP: 0.283, SLG: 0.352   | 0-1<br>G5-3   |   | 2-3<br>K  |   |  | 1-3<br>K   |  | 3-2<br>G4-3  |   | 3 0 0 0 0 2 0<br>1 0 0 0 0 0 0   |   |  |                |   |
| Juan Samuel, R (1, 8)<br>OBP: 0.309, SLG: 0.344<br>Lou Thornton, L (6, 8)  | 0-3<br>K  |   | 0-3<br>K  |   |  | 2-2<br>P4  |  | 1-0<br>G4-3  |   | 3 0 0 0 0 2 0<br>1 0 0 0 0 0 0   |   |  |                |   |
| Howard Johnson, S (1, 5)<br>OBP: 0.366, SLG: 0.574<br>Craig Shipley, R (6, 5)<br>OBP: 0.500, SLG: 0.500  | 1-1<br>F8   |   |   |   | 2-1<br>G4-3<br>1B                                    | 1-0<br>G4-3  |  | 1-2<br>G1-3  |   | 3 0 1 0 0 0 0<br>1 0 0 0 0 0 0   |   |  |                |   |
| Darryl Strawberry, L (1, 9)<br>OBP: 0.313, SLG: 0.465<br>Keith Miller, R (6, 9)<br>OBP: 0.240, SLG: 0.271  |   | 1-0<br>G4-3<br>1B 2B                                  |   |   | 3-2<br>G4-3<br>1-3                                   | 2-1<br>F7  |  | 1-0<br>1B  |   | 2 1 1 0 0 0 1<br>2 0 1 0 0 0 0   |   |  |                |   |
| Keith Hernandez, L (1, 3)<br>OBP: 0.328, SLG: 0.333<br>Blaine Beatty, L (7, 1)<br>Julio Machado, R (8, 1)<br>Gary Carter, R (9, PH)<br>OBP: 0.214, SLG: 0.231  |   | 2-1<br>F9   |   |   | 0-3<br>K   | 3-1<br>F9  |  | 0-0<br>G3  |   | 3 0 0 0 0 1 2<br>0 0 0 0 0 0 0<br>0 0 0 0 0 0 0<br>1 0 0 0 0 0 1   |   |  |                |   |
| Mackey Sasser, L (1, 2)<br>OBP: 0.313, SLG: 0.408  |   | 0-0<br>G4-3<br>2-3                                    |   |   | 1-1<br>F9  | 0-0<br>2B  |  |  |   | 3 0 1 0 0 0 2  |   |  |                |   |
| Mark Carreon, R (1, 7)<br>OBP: 0.314, SLG: 0.434   |   | 2-2<br>1B   |   |   | 1-1<br>G3  | 0-2<br>F8  |  |  |   | 3 0 1 1 0 0 1  |   |  |                |   |
| Kevin Elster, R (1, 6)<br>OBP: 0.289, SLG: 0.360<br>Dave Magadan, L (7, 3)<br>OBP: 0.371, SLG: 0.405   |   | 0-1<br>G5-3   |   |   | 2-0<br>G3  |  |  | 0-0<br>G3  |   | 2 0 0 0 0 0 1<br>1 0 0 0 0 0 0   |   |  |                |   |
| Sid Fernandez, L (1, 1)<br>OBP: 0.194, SLG: 0.200<br>Wally Whitehurst, R (3, 1)<br>Tom O'Malley, L (5, PH)<br>OBP: 0.250, SLG: 0.250<br>John Mitchell, R (5, 1)<br>Manny Hernandez, R (6, 1)<br>Tim Teufel, R (7, 4)<br>OBP: 0.339, SLG: 0.312 |   |   | 2-3<br>K  |   | 2-1<br>G6-3  |  |  | 1-1<br>G6-3  |   | 1 0 0 0 0 0 1 0<br>0 0 0 0 0 0 0 0<br>1 0 0 0 0 0 0 0<br>0 0 0 0 0 0 0 0<br>0 0 0 0 0 0 0 0<br>1 0 0 0 0 0 0 0 |   |  |                |   |
| <b>Inning Stats</b>  | R: 0 H: 0<br>E: 0 LOB: 0<br>K: 1 BB: 0<br>S: 7 P: 8   | R: 1 H: 2<br>E: 0 LOB: 1<br>K: 0 BB: 0<br>S: 10 P: 15 | R: 0 H: 0<br>E: 0 LOB: 0<br>K: 3 BB: 0<br>S: 11 P: 15 | R: 0 H: 1<br>E: 0 LOB: 1<br>K: 1 BB: 0<br>S: 11 P: 17 | R: 0 H: 0<br>E: 0 LOB: 0<br>K: 0 BB: 0<br>S: 5 P: 10 | R: 0 H: 0<br>E: 0 LOB: 0<br>K: 1 BB: 0<br>S: 7 P: 11 | R: 0 H: 1<br>E: 0 LOB: 1<br>K: 0 BB: 0<br>S: 8 P: 13 | R: 0 H: 0<br>E: 0 LOB: 0<br>K: 0 BB: 0<br>S: 6 P: 10 | R: 0 H: 1<br>E: 0 LOB: 1<br>K: 0 BB: 0<br>S: 6 P: 9 | 1B: 3 SF: 0<br>2B: 2 SAC: 0<br>3B: 0 DP: 0<br>HR: 0 HBP: 0   | WP: 0 PA: 32<br>PB: 0<br>SB: 1<br>CS: 0 |  |                |   |
| <b>PITCHER</b>   | IP WLS BF H R ER SO BB IBB HBP BLK WP HR S P ERA WHIP |   |   |   |  |  |  |  |   |  |   |  | <b>PITCHER</b> | IP WLS BF H R ER SO BB IBB HBP BLK WP HR S P ERA WHIP |
| Pascual Perez, R (1, 1)<br>ERA: 3.32   | 7.0 W 25 4 1 1 6 0 0 0 0 0 0 0 59 89 1.29 0.571       |   |   |   |  |  |  |  |   |  |   |  |                |   |
| Tim Burke, R (8, 1)<br>ERA: 2.67   | 1.0 3 0 0 0 0 0 0 0 0 0 0 0 6 10 0.00 0.000           |   |   |   |  |  |  |  |   |  |   |  |                |   |
| Zane Smith, L (9, 1)<br>ERA: 3.49  | 1.0 4 1 0 0 0 0 0 0 0 0 0 0 6 9 0.00 1.000            |   |   |   |  |  |  |  |   |  |   |  |                |   |

**New York Mets @ Montreal Expos**  
**Olympic Stadium, Montreal, QB**  
 Sat Sep 16 1989, 7:05 PM EDT  
 Att. 32,228 - Dome - 60 F

livebaseballscorecards.com

**AB 32**  
**R 1**  
**H 5**  
**RBI 1**  
**BB 0**  
**SO 6**  
**LOB 8**



| Batter  | 1                      | 2         | 3                     | 4         | 5                       | 6           | 7           | 8 | 9 |
|---|------------------------|-----------|-----------------------|-----------|-------------------------|-------------|-------------|---|---|
| <b>Rex Hudler, R</b> (1, 7)<br>OBP: 0.284, SLG: 0.422<br><b>Larry Walker, L</b> (5, PH)<br>OBP: 0.333, SLG: 0.222<br>(6, 7)   | 2-3<br>K               | 0-2<br>P6 | 2-2<br>1B             |           | 2-0<br>G4-3             |             | 0-0<br>G3-1 |   |   |
| <b>Marquis Grissom, R</b> (1, 8)<br>OBP: 0.462, SLG: 0.452  | 4-1<br>HR<br>BB        | 1-3<br>K  |                       | 2-2<br>1B | 0-0<br>E5               |             | 3-3<br>K    |   |   |
| <b>Andres Calarraga, R</b> (1, 3)<br>OBP: 0.327, SLG: 0.434<br><b>Tim Raines, S</b> (8, PH)<br>OBP: 0.404, SLG: 0.430<br><b>Zane Smith, L</b> (9, 1)<br>OBP: 0.188, SLG: 0.219          | 1-1<br>HR              | 0-0<br>F8 |                       | 0-0<br>F8 | 0-3<br>K                |             | 1-2<br>G3-1 |   |   |
| <b>Hubie Brooks, R</b> (1, 9)<br>OBP: 0.303, SLG: 0.377<br><b>Dave Martinez, L</b> (7, 9)<br>OBP: 0.329, SLG: 0.395   | 2-2<br>1B<br>BB<br>HBP |           | 1-3<br>K              | 1-3<br>K  |                         | 0-0<br>G5-3 | 1-2<br>F8   |   |   |
| <b>Mike Fitzgerald, R</b> (1, 5)<br>OBP: 0.328, SLG: 0.394  | 4-2<br>1B<br>BB        |           | 2-1<br>1B<br>G4-3     | 0-1<br>F9 |                         | 1-3<br>K    |             |   |   |
| <b>Nelson Santovenia, R</b> (1, 2)<br>OBP: 0.322, SLG: 0.368  | 2-0<br>1B<br>1B        |           | 3-2<br>G4-3           |           | 4-2<br>1B<br>BB         | 2-0<br>G6-3 |             |   |   |
| <b>Junior Noboa, R</b> (1, 4)<br>OBP: 0.421, SLG: 0.389   | 1-3<br>K               |           | 4-0<br>1B<br>2B<br>BB |           | 0-1<br>1B<br>G4-3<br>1B |             | 2-2<br>F9   |   |   |
| <b>Spike Owen, S</b> (1, 6)<br>OBP: 0.357, SLG: 0.341<br><b>Tim Burke, R</b> (8, 1)<br><b>Wallace Johnson, S</b> (9, 3)<br>OBP: 0.304, SLG: 0.374                                       | 2-2<br>1B              |           | 2-2<br>2B<br>1B       |           | 0-0<br>G4-3<br>E<br>1B  |             | 3-2<br>L8   |   |   |
| <b>Pascual Perez, R</b> (1, 1)<br>OBP: 0.236, SLG: 0.269<br><b>Tim Wallach, R</b> (7, PH)<br>OBP: 0.349, SLG: 0.428<br><b>Jeff Huson, L</b> (7, PR)<br>OBP: 0.229, SLG: 0.246<br>(8, 6) | 0-2<br>P4              |           | 0-1<br>1B<br>2B       |           | 3-3<br>K                |             | 0-0<br>1B   |   |   |


| AB | R | H | RBI | BB | SO | LOB |
|----|---|---|-----|----|----|-----|
| 3  | 0 | 1 | 0   | 0  | 1  | 0   |
| 2  | 0 | 0 | 1   | 0  | 0  | 2   |
| 4  | 1 | 1 | 0   | 1  | 2  | 0   |
| 4  | 1 | 1 | 2   | 0  | 1  | 2   |
| 1  | 0 | 0 | 0   | 0  | 0  | 0   |
| 0  | 0 | 0 | 0   | 0  | 0  | 0   |
| 3  | 1 | 0 | 0   | 0  | 2  | 1   |
| 1  | 0 | 0 | 0   | 0  | 0  | 0   |
| 3  | 2 | 1 | 0   | 1  | 1  | 1   |
| 3  | 1 | 1 | 0   | 1  | 0  | 1   |
| 3  | 2 | 1 | 0   | 1  | 1  | 3   |
| 4  | 2 | 3 | 4   | 0  | 0  | 0   |
| 0  | 0 | 0 | 0   | 0  | 0  | 0   |
| 0  | 0 | 0 | 0   | 0  | 0  | 0   |
| 3  | 0 | 1 | 2   | 0  | 1  | 4   |
| 1  | 0 | 1 | 0   | 0  | 0  | 0   |
| 0  | 0 | 0 | 0   | 0  | 0  | 0   |

**BOTTOM**

**New York Mets @ Montreal Expos**  
Olympic Stadium, Montreal, QB

Sat Sep 16 1989, 7:05 PM EDT  
Att: 32,228 - Dome - 60 F

|            |           |
|------------|-----------|
| <b>AB</b>  | <b>35</b> |
| <b>R</b>   | <b>10</b> |
| <b>H</b>   | <b>11</b> |
| <b>RBI</b> | <b>9</b>  |
| <b>BB</b>  | <b>4</b>  |
| <b>SO</b>  | <b>9</b>  |
| <b>LOB</b> | <b>14</b> |



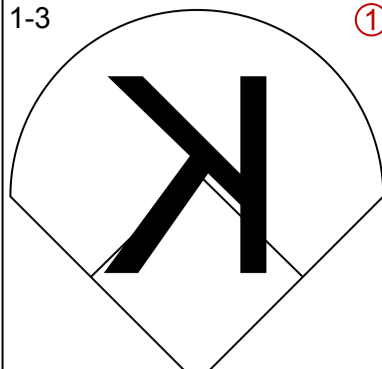
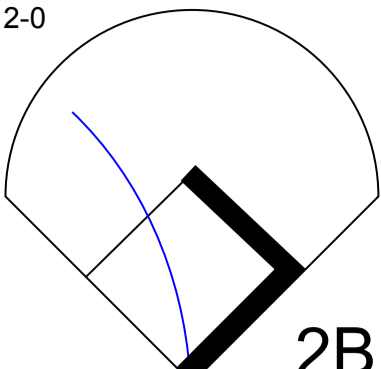
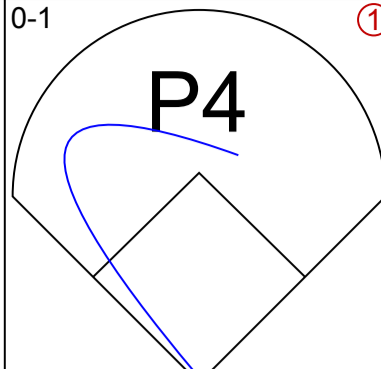
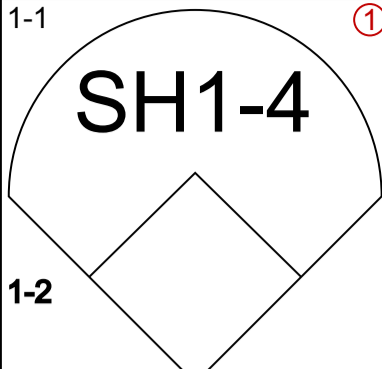
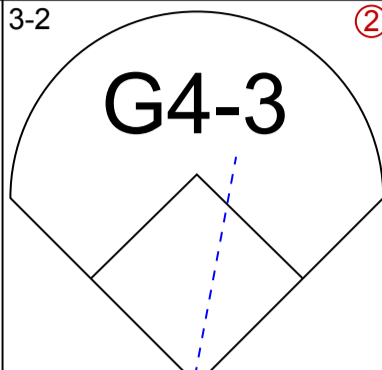
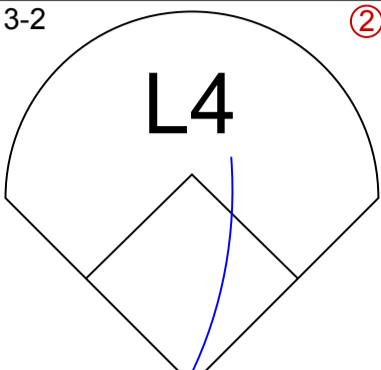
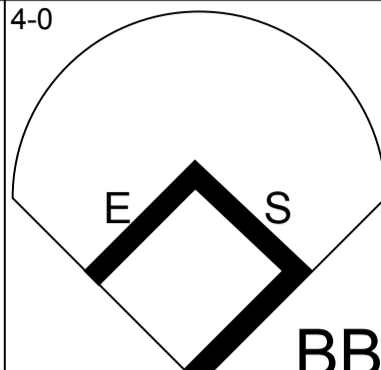
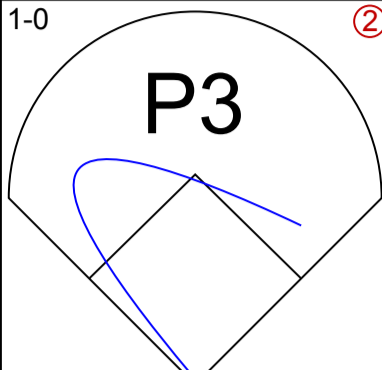
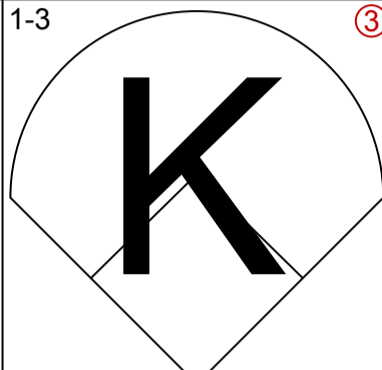
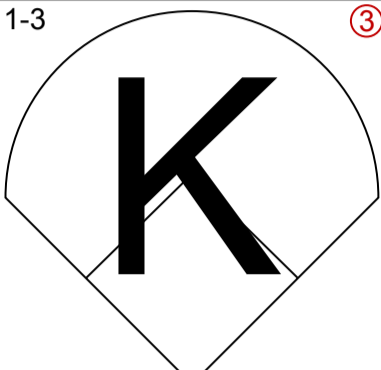
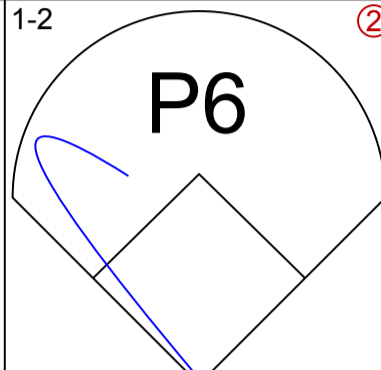
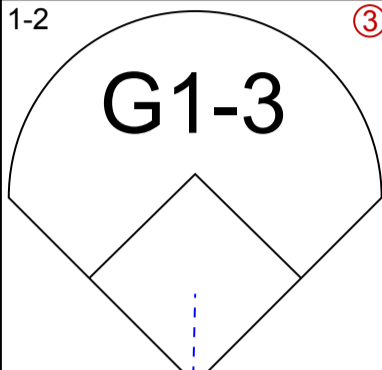
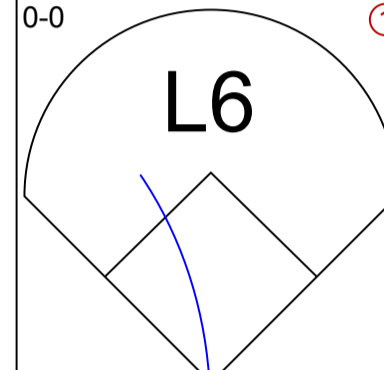
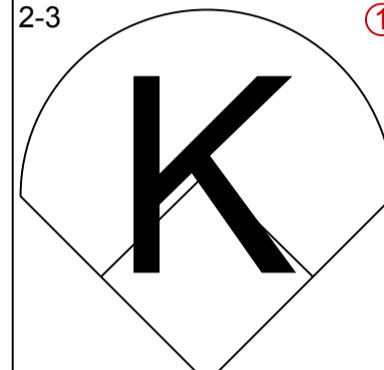
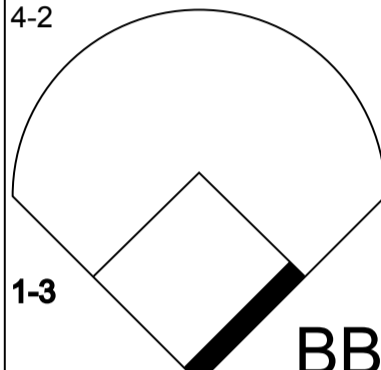
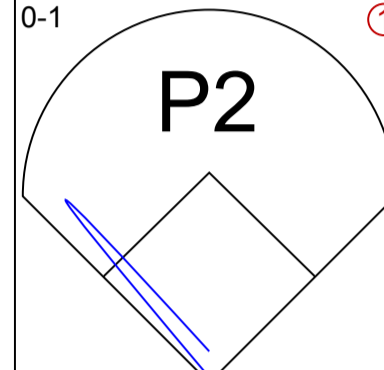
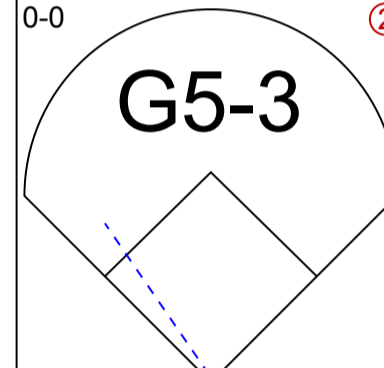
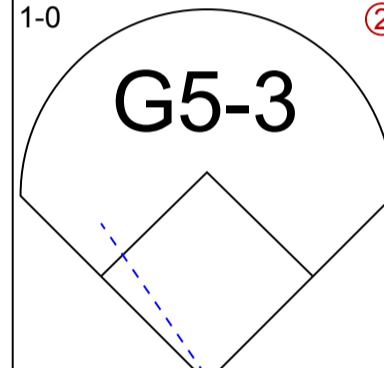
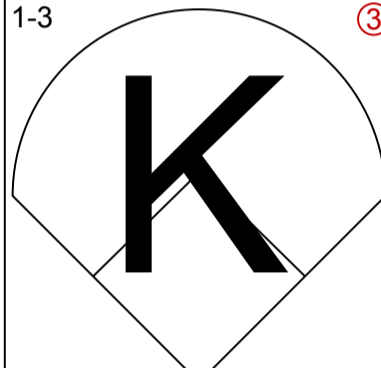
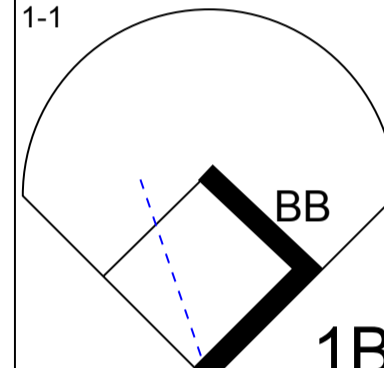
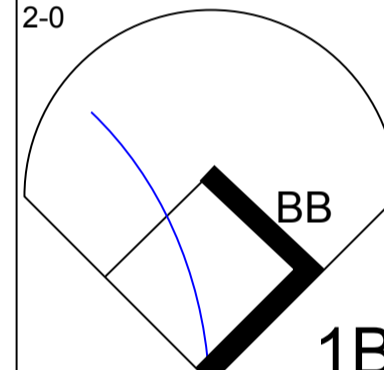
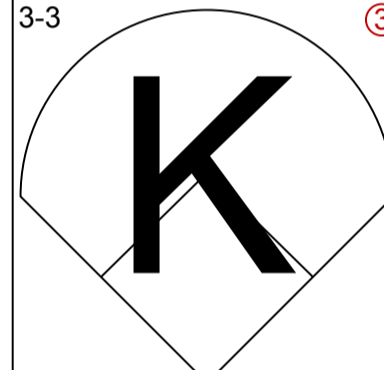
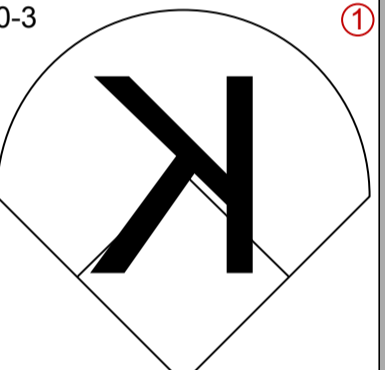
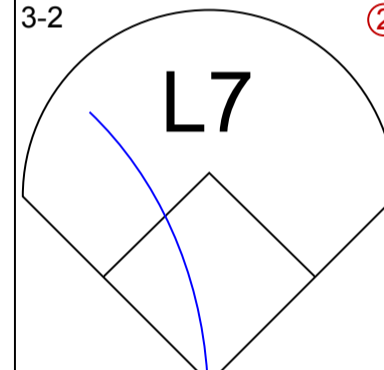
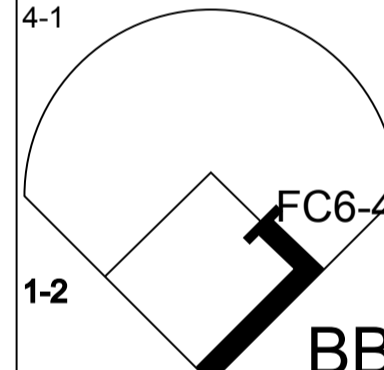
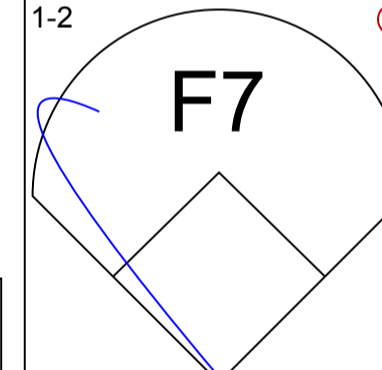
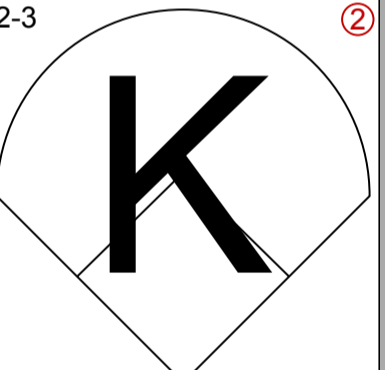
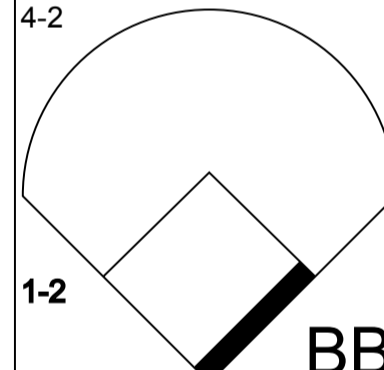
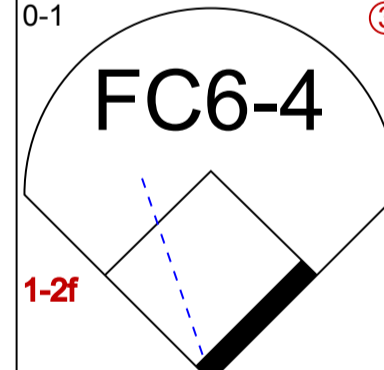
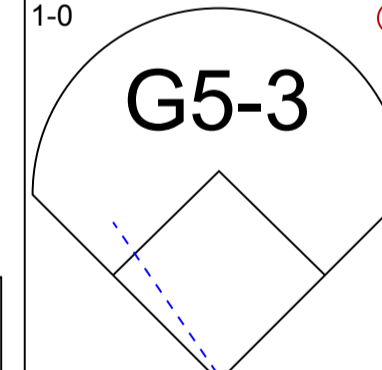
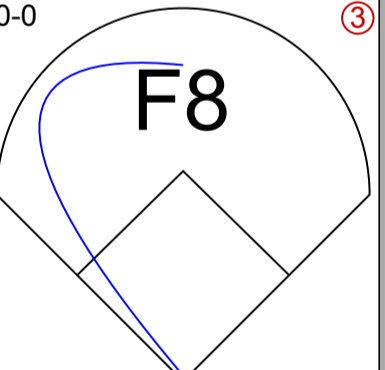
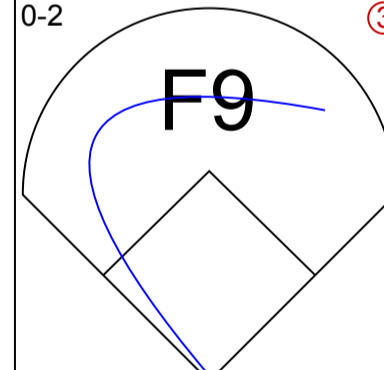
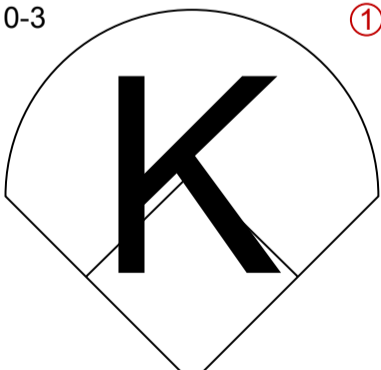
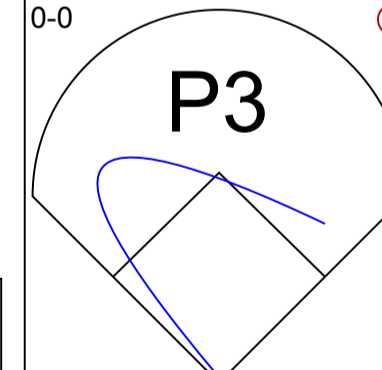
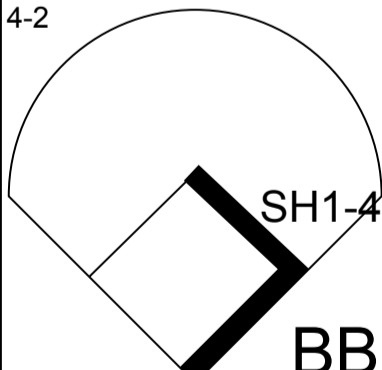
| Inning Stats                     |  | R | H | E | K | S  | R | H | E | K | S  | R | H | E | K | S  | R | H | E | K | S | R | H | E | K | S  |
|----------------------------------|--|---|---|---|---|----|---|---|---|---|----|---|---|---|---|----|---|---|---|---|---|---|---|---|---|----|
| R: 4<br>E: 0<br>K: 2<br>S: 26    |  | 3 | 3 | 0 | 2 | 44 | 0 | 0 | 0 | 0 | 7  | 0 | 0 | 0 | 0 | 7  | 0 | 0 | 0 | 0 | 0 | 0 | 3 | 4 | 0 | 18 |
| H: 3<br>LOB: 2<br>BB: 2<br>P: 44 |  | 0 | 0 | 0 | 0 | 8  | 0 | 0 | 0 | 0 | 8  | 0 | 0 | 0 | 0 | 8  | 0 | 0 | 0 | 0 | 0 | 0 | 0 | 0 | 0 | 18 |
| R: 3<br>E: 0<br>K: 1<br>S: 18    |  | 3 | 4 | 0 | 2 | 32 | 0 | 1 | 0 | 0 | 12 | 3 | 2 | 0 | 1 | 23 | 0 | 0 | 0 | 0 | 0 | 0 | 0 | 0 | 0 | 14 |
| H: 4<br>LOB: 2<br>BB: 1<br>P: 32 |  | 0 | 0 | 0 | 0 | 8  | 0 | 0 | 0 | 0 | 12 | 0 | 0 | 0 | 0 | 23 | 0 | 0 | 0 | 0 | 0 | 0 | 0 | 0 | 0 | 14 |

| PITCHER  |  | IP  | WLS | BF | H | R | ER | SO | BB | IBB | HBP | BLK | WP | HR | S  | P  | ERA   | WHIP  |
|--|--|-----|-----|----|---|---|----|----|----|-----|-----|-----|----|----|----|----|-------|-------|
| <b>Sid Fernandez, L</b> (1, 1)<br>ERA: 3.07    |  | 2.2 | L   | 18 | 6 | 7 | 7  | 4  | 3  | 0   | 0   | 0   | 0  | 0  | 47 | 78 | 23.62 | 3.375 |
| <b>Wally Whitehurst, R</b> (3, 1)<br>ERA: 7.27 |  | 1.1 |     | 5  | 2 | 0 | 0  | 1  | 0  | 0   | 0   | 0   | 0  | 0  | 13 | 18 | 0.00  | 1.500 |
| <b>John Mitchell, R</b> (5, 1)<br>ERA: 6.0     |  | 1.0 |     | 7  | 2 | 3 | 2  | 2  | 1  | 0   | 0   | 0   | 0  | 0  | 14 | 23 | 18.00 | 3.000 |
| <b>Manny Hernandez, R</b> (6, 1)<br>ERA:       |  | 1.0 |     | 3  | 0 | 0 | 0  | 1  | 0  | 0   | 0   | 0   | 0  | 0  | 5  | 8  | 0.00  | 0.000 |
| <b>Blaine Beatty, L</b> (7, 1)<br>ERA:         |  | 1.0 |     | 4  | 1 | 0 | 0  | 0  | 0  | 0   | 0   | 0   | 0  | 0  | 9  | 14 | 0.00  | 1.000 |

| PITCHER                                     |  | IP  | WLS | BF | H | R | ER | SO | BB | IBB | HBP | BLK | WP | HR | S  | P  | ERA  | WHIP  |
|---|--|-----|-----|----|---|---|----|----|----|-----|-----|-----|----|----|----|----|------|-------|
| <b>Julio Machado, R</b> (8, 1)<br>ERA: 1.93 |  | 1.0 |     | 3  | 0 | 0 | 0  | 1  | 0  | 0   | 0   | 0   | 0  | 0  | 10 | 15 | 0.00 | 0.000 |

| Batter   | 1   | 2  | 3   | 4   | 5  | 6  | 7  | 8  | 9  | AB R H RBI BB SO LOB            | TOP                           |                                  |                              |                                 |                              |                                  |                               |                                  |                                  |                                    |                                  |        |  |  |
|--|---|--|---|---|--|--|--|--|--|---------------------------------|-------------------------------|----------------------------------|------------------------------|---------------------------------|------------------------------|----------------------------------|-------------------------------|----------------------------------|----------------------------------|------------------------------------|----------------------------------|--------|--|--|
| Keith Miller, R (1, 9)<br>OBP: 0.243, SLG: 0.283       | 1-3<br>  |  | 2-0<br> 2B |   |  | 0-1<br>   |  | 1-1<br>   |  | 3 0 1 0 0 1 0                   |                               |                                  |                              |                                 |                              |                                  |                               |                                  |                                  |                                    |                                  |        |  |  |
| Gregg Jefferies, S (1, 4)<br>OBP: 0.310, SLG: 0.374    | 3-2<br>  |  | 3-2<br>    |   |  | 4-0<br>   |  | 1-0<br>   |  | 3 0 0 0 1 0 3                   |                               |                                  |                              |                                 |                              |                                  |                               |                                  |                                  |                                    |                                  |        |  |  |
| Juan Samuel, R (1, 8)<br>OBP: 0.307, SLG: 0.341        | 1-3<br>  |  | 1-3<br>    |   |  | 1-2<br>   |  | 1-2<br>   |  | 4 0 0 0 0 2 4                   |                               |                                  |                              |                                 |                              |                                  |                               |                                  |                                  |                                    |                                  |        |  |  |
| Howard Johnson, S (1, 5)<br>OBP: 0.365, SLG: 0.571     |   | 0-0<br>   |   | 2-3<br>  |  | 4-2<br>   |  | 0-1<br>   |  | 3 0 0 0 1 1 0                   |                               |                                  |                              |                                 |                              |                                  |                               |                                  |                                  |                                    |                                  |        |  |  |
| Tim Teufel, R (1, 3)<br>OBP: 0.338, SLG: 0.311         |   | 0-0<br>   |   | 1-0<br>  |  | 1-3<br>   |  | 1-1<br>   |  | 4 0 1 0 0 1 2                   |                               |                                  |                              |                                 |                              |                                  |                               |                                  |                                  |                                    |                                  |        |  |  |
| Gary Carter, R (1, 2)<br>OBP: 0.215, SLG: 0.231        |   | 2-0<br>  |   | 3-3<br> |  |  | 0-3<br>  |  | 3-2<br>  | 4 0 1 0 0 2 1                   |                               |                                  |                              |                                 |                              |                                  |                               |                                  |                                  |                                    |                                  |        |  |  |
| Mark Carreon, R (1, 7)<br>OBP: 0.321, SLG: 0.426       |   | 4-1<br> |   |   | 1-2<br> |  | 2-3<br> |  | 4-2<br> | 2 0 0 0 2 1 0                   |                               |                                  |                              |                                 |                              |                                  |                               |                                  |                                  |                                    |                                  |        |  |  |
| Kevin Elster, R (1, 6)<br>OBP: 0.287, SLG: 0.356       |   | 0-1<br> |   |   | 1-0<br> |  | 0-0<br> |  | 0-2<br> | 4 0 0 0 0 0 4                   |                               |                                  |                              |                                 |                              |                                  |                               |                                  |                                  |                                    |                                  |        |  |  |
| Ron Darling, R (1, 1)<br>OBP: 0.155, SLG: 0.232        |   |  | 0-3<br>  |   |  | 0-0<br> |  | 4-2<br> |  | 2 0 0 0 0 1 0                   |                               |                                  |                              |                                 |                              |                                  |                               |                                  |                                  |                                    |                                  |        |  |  |
| Phil Lombardi, R (8, PH)<br>OBP: 0.273, SLG: 0.300     |   |  |   |   |  |  |  |  |  | 0 0 0 0 1 0 0                   |                               |                                  |                              |                                 |                              |                                  |                               |                                  |                                  |                                    |                                  |        |  |  |
| Lou Thornton, L (8, PR)                                |   |  |   |   |  |  |  |  |  | 0 0 0 0 0 0 0                   |                               |                                  |                              |                                 |                              |                                  |                               |                                  |                                  |                                    |                                  |        |  |  |
| Randy Myers, L (8, 1)                                  |   |  |   |   |  |  |  |  |  | 0 0 0 0 0 0 0                   |                               |                                  |                              |                                 |                              |                                  |                               |                                  |                                  |                                    |                                  |        |  |  |
| <b>Inning Stats</b>                                    | R: 0<br>E: 0<br>K: 2<br>S: 9  | H: 0<br>LOB: 0<br>BB: 0<br>P: 14   | R: 0<br>E: 0<br>K: 0<br>S: 6  | H: 1<br>LOB: 2<br>BB: 1<br>P: 12  | R: 0<br>E: 0<br>K: 2<br>S: 10  | H: 1<br>LOB: 1<br>BB: 0<br>P: 16   | R: 0<br>E: 0<br>K: 2<br>S: 7   | H: 0<br>LOB: 0<br>BB: 0<br>P: 13   | R: 0<br>E: 0<br>K: 0<br>S: 5   | H: 0<br>LOB: 0<br>BB: 0<br>P: 7 | R: 0<br>E: 0<br>K: 1<br>S: 11 | H: 0<br>LOB: 2<br>BB: 2<br>P: 21 | R: 0<br>E: 0<br>K: 2<br>S: 7 | H: 0<br>LOB: 0<br>BB: 0<br>P: 9 | R: 0<br>E: 0<br>K: 0<br>S: 8 | H: 0<br>LOB: 2<br>BB: 1<br>P: 15 | R: 0<br>E: 0<br>K: 0<br>S: 12 | H: 1<br>LOB: 2<br>BB: 1<br>P: 20 | 1B: 2<br>2B: 1<br>3B: 0<br>HR: 0 | SF: 0<br>SAC: 1<br>DP: 0<br>HBP: 0 | WP: 0<br>PB: 0<br>SB: 1<br>CS: 0 | PA: 35 |  |  |
| <b>PITCHER</b><br>Mark Langston, L (1, 1)<br>ERA: 2.78 | IP: 9.0<br>WLS: W<br>BF: 35<br>H: 3<br>R: 0<br>ER: 0<br>SO: 9<br>BB: 5<br>IBB: 0<br>HBP: 0<br>BLK: 0<br>WP: 0<br>HR: 0<br>S: 75<br>P: 127<br>ERA: 0.00<br>WHIP: 0.889 |  |   |   |  |  |  |  |  |                                 |                               |                                  |                              |                                 |                              |                                  |                               |                                  |                                  |                                    |                                  |        |  |  |

**New York Mets @ Montreal Expos**  
**Olympic Stadium, Montreal, QB**  
 Sun Sep 17 1989, 3:33 AM EDT  
 Att: 32,811 - Dome - 60 F

livebaseballscorecards.com

**AB 29**  
**R 0**  
**H 3**  
**RBI 0**  
**BB 5**  
**SO 9**  
**LOB 14**





| Batter   | 1           | 2           | 3                  | 4           | 5                  | 6           | 7           | 8          | 9 |
|--|-------------|-------------|--------------------|-------------|--------------------|-------------|-------------|------------|---|
| Tim Raines, S<br>OBP: 0.404, SLG: 0.433 (1, 7)   | 2-0<br>G4-3 |             | 1-0<br>FC3-6       |             | 3-2<br>G1-3<br>1B  |             |             | 2-1<br>2B  |   |
| Dave Martinez, L<br>OBP: 0.325, SLG: 0.391 (1, 8)<br>(9, 9)  | 0-0<br>B3   |             | 0-3<br>K2-3        |             | 1-0<br>G1-3        |             |             | 0-3<br>K   |   |
| Larry Walker, L<br>OBP: 0.311, SLG: 0.205 (1, 9)<br>Hubie Brooks, R<br>OBP: 0.302, SLG: 0.376 (8, PH)<br>Marquis Grissom, R<br>OBP: 0.462, SLG: 0.452 (9, 8) | 0-0<br>G4-3 |             |                    | 1-0<br>G3   | 1-3<br>K           |             |             | 3-3<br>K   |   |
| Andres Galarraga, R<br>OBP: 0.326, SLG: 0.431 (1, 3)   |             | 2-3<br>K    |                    | 1-1<br>G5-3 |                    | 2-2<br>G6-3 |             | 4-0<br>IBB |   |
| Nelson Santovenia, R<br>OBP: 0.321, SLG: 0.366 (1, 2)  |             | 2-0<br>G6-3 |                    | 1-1<br>1B   |                    | 3-1<br>G6-3 |             | 2-1<br>L4  |   |
| Tom Foley, L<br>OBP: 0.306, SLG: 0.342 (1, 5)  |             | 0-0<br>G4-3 |                    | 0-1<br>1B   |                    | 2-2<br>F7   |             |            |   |
| Junior Noboa, R<br>OBP: 0.364, SLG: 0.333 (1, 4)   |             |             | 3-3<br>K           | 0-0<br>G1-3 |                    |             | 0-1<br>G1-3 |            |   |
| Spike Owen, S<br>OBP: 0.359, SLG: 0.343 (1, 6)   |             |             | 0-2<br>FC3-6<br>1B |             | 0-0<br>SH3-4<br>1B |             | 2-2<br>G3   |            |   |
| Mark Langston, R<br>OBP: 0.180, SLG: 0.217 (1, 1)  |             |             | 1-1<br>FC3-6<br>1B |             | 0-0<br>SH3-4       |             | 0-0<br>F7   |            |   |

| AB    | R      | H     | RBI    | BB    | SO    | LOB   |
|-------|--------|-------|--------|-------|-------|-------|
| 4     | 0      | 2     | 1      | 0     | 0     | 2     |
| 4     | 0      | 0     | 0      | 0     | 2     | 4     |
| 3     | 0      | 0     | 0      | 0     | 1     | 1     |
| 1     | 0      | 0     | 0      | 0     | 1     | 1     |
| 0     | 0      | 0     | 0      | 0     | 0     | 0     |
| 3     | 0      | 0     | 0      | 1     | 1     | 0     |
| 4     | 0      | 1     | 0      | 0     | 0     | 2     |
| 3     | 0      | 1     | 0      | 0     | 0     | 0     |
| 3     | 0      | 0     | 0      | 0     | 1     | 2     |
| 3     | 1      | 2     | 0      | 0     | 0     | 0     |
| 2     | 0      | 1     | 0      | 0     | 0     | 0     |
| 1B: 6 | SF: 0  | 2B: 1 | SAC: 1 | 3B: 0 | DP: 0 | HR: 0 |
|       | HBP: 0 |       |        |       |       |       |

BOTTOM

New York Mets @ Montreal Expos  
Olympic Stadium, Montreal, QB  
Sun Sep 17 1989, 3:33 AM EDT  
Att. 32,811 - Dome - 60 F

livebaseballscorecards.com

|     |    |
|-----|----|
| AB  | 30 |
| R   | 1  |
| H   | 7  |
| RBI | 1  |
| BB  | 1  |
| SO  | 6  |
| LOB | 12 |



| Inning Stats                       | R | H | E | K | S | IP  | WLS | BF | H | R | ER | SO | BB | IBB | HBP | BLK | WP | HR | S  | P  | ERA  | WHIP  |
|------------------------------------|---|---|---|---|---|-----|-----|----|---|---|----|----|----|-----|-----|-----|----|----|----|----|------|-------|
| Ron Darling, R<br>ERA: 3.51 (1, 1) | 0 | 0 | 0 | 0 | 3 | 7.0 | L   | 27 | 6 | 1 | 1  | 4  | 0  | 0   | 0   | 0   | 0  | 0  | 52 | 80 | 1.29 | 0.857 |
| Randy Myers, L<br>ERA: 2.03 (8, 1) | 0 | 0 | 0 | 0 | 5 | 1.0 |     | 5  | 1 | 0 | 0  | 2  | 0  | 1   | 0   | 0   | 0  | 0  | 10 | 21 | 0.00 | 1.000 |

| WP | HR | S | P | ERA  | WHIP  |
|----|----|---|---|------|-------|
| 0  | 0  | 0 | 0 | 0.00 | 1.000 |

**New York Mets @ Chicago Cubs**  
**Wrigley Field, Chicago, IL**  
 Mon Sep 18 1989, 7:05 PM CDT  
 Att: 38,138 - Unknown

livebaseballscorecards.com

|            |           |
|------------|-----------|
| <b>AB</b>  | <b>38</b> |
| <b>R</b>   | <b>6</b>  |
| <b>H</b>   | <b>12</b> |
| <b>RBI</b> | <b>6</b>  |
| <b>BB</b>  | <b>1</b>  |
| <b>SO</b>  | <b>9</b>  |
| <b>LOB</b> | <b>13</b> |



|       |        |
|-------|--------|
| WP: 0 | PA: 41 |
| PB: 0 |        |
| SB: 1 |        |
| CS: 0 |        |

| Batter   | 1               | 2                | 3         | 4                  | 5                | 6           | 7 | 8                                    | 9                | AB R H RBI BB SO LOB   |
|--|-----------------|------------------|-----------|--------------------|------------------|-------------|---|--------------------------------------|------------------|--|
| <b>Gregg Jefferies, S</b> (1, 4)<br>OBP: 0.315, SLG: 0.385   | 2-2<br>F7       |                  | 1-1<br>HR |                    | 1-1<br>PO<br>1B  |             |   | 1-1<br>1B<br>1B                      | 0-1<br>HBP<br>1B | 5 2 4 2 0 0 0  |
| <b>Juan Samuel, R</b> (1, 8)<br>OBP: 0.310, SLG: 0.343       | 2-1<br>S<br>1B  |                  | 0-3<br>K  |                    | 0-3<br>K         |             |   | 3-2<br>FC4-6<br>1B<br>1-2            | 3-2<br>HBP<br>1B | 5 0 3 1 0 2 1  |
| <b>Howard Johnson, S</b> (1, 5)<br>OBP: 0.365, SLG: 0.568    | 3-2<br>P3       |                  | 2-3<br>K  |                    | 0-1<br>PO<br>1-2 | 1-3<br>K    |   | 3-1<br>FC4-6<br>1B<br>1-2<br>2-H     | 3-0<br>HBP<br>1B | 4 0 1 1 0 2 1  |
| <b>Darryl Strawberry, L</b> (1, 9)<br>OBP: 0.312, SLG: 0.468 | 3-3<br>K<br>1-2 |                  | 0-0<br>HR |                    |                  | 1-2<br>P4   |   | 0-1<br>FC4-6<br>FC4-6<br>1-2f<br>2-3 | 2-3<br>K         | 5 1 1 1 0 2 6  |
| <b>Kevin McReynolds, R</b> (1, 7)<br>OBP: 0.329, SLG: 0.451  |                 | 1-2<br>P3        | 0-0<br>F8 |                    | 2-1<br>G1-3      |             |   | 2-0<br>FC4-6<br>1-2f                 |                  | 4 0 0 0 0 0 2  |
| <b>Keith Hernandez, L</b> (1, 3)<br>OBP: 0.326, SLG: 0.332   |                 | 2-2<br>E7<br>1B  |           | 2-2<br>L1-3<br>1B  |                  | 1-3<br>K    |   |                                      | 1-3<br>K         | 4 1 1 0 0 2 0  |
| <b>Barry Lyons, R</b> (1, 2)<br>OBP: 0.283, SLG: 0.350       |                 | 1-1<br>1B<br>3-H |           | 2-1<br>L1-3<br>1-2 |                  | 1-2<br>P4   |   |                                      | 1-0<br>F7        | 4 0 1 1 0 0 1  |
| <b>Kevin Elster, R</b> (1, 6)<br>OBP: 0.286, SLG: 0.357      |                 | 0-1<br>P9        |           | 2-2<br>F9          |                  | 0-1<br>G4-3 |   |                                      | 1-2<br>1B<br>2B  | 4 1 1 0 0 0 1  |
| <b>Frank Viola, L</b> (1, 1)<br>OBP: 0.211, SLG: 0.167       |                 | 0-3<br>K         |           | 0-1<br>G6-3        |                  |             |   | 1-2<br>G4-3                          | 4-0<br>1B<br>BB  | 2 0 0 0 0 0 1 1<br>0 0 0 0 0 0 0 0<br>1 0 0 0 0 0 0 0<br>0 0 0 0 0 0 0 0<br>0 0 0 0 0 0 0 0<br>0 1 0 0 0 1 0 0 |
| <b>Jeff Innis, R</b> (8, PH)                                 |                 |                  |           |                    |                  |             |   |                                      |                  |  |
| <b>Dave Magadan, L</b> (8, PH)<br>OBP: 0.270, SLG: 0.403     |                 |                  |           |                    |                  |             |   |                                      |                  |  |
| <b>Jeff Musselman, L</b> (8, 1)                              |                 |                  |           |                    |                  |             |   |                                      |                  |  |
| <b>Don Aase, R</b> (8, 1)                                    |                 |                  |           |                    |                  |             |   |                                      |                  |  |
| <b>Tim Teufel, R</b> (8, PH)<br>OBP: 0.341, SLG: 0.311       |                 |                  |           |                    |                  |             |   |                                      |                  |  |

| Inning Stats | R: 0 | H: 1 | E: 0 | LOB: 1 | K: 1 | BB: 0 | S: 12 | P: 22 | R: 1 | H: 1 | E: 1 | LOB: 1 | K: 1 | BB: 0 | S: 15 | P: 19 | R: 2 | H: 2 | E: 0 | LOB: 0 | K: 2 | BB: 0 | S: 13 | P: 16 | R: 0 | H: 1 | E: 0 | LOB: 0 | K: 1 | BB: 0 | S: 8 | P: 9 | R: 0 | H: 0 | E: 0 | LOB: 0 | K: 1 | BB: 0 | S: 8 | P: 12 | R: 0 | H: 0 | E: 0 | LOB: 0 | K: 1 | BB: 0 | S: 8 | P: 10 | R: 1 | H: 3 | E: 0 | LOB: 2 | K: 0 | BB: 0 | S: 14 | P: 24 | R: 2 | H: 3 | E: 0 | LOB: 3 | K: 2 | BB: 1 | S: 15 | P: 30 | 1B: 9 | SF: 0 | 2B: 2 | SAC: 0 | 3B: 0 | DP: 1 | HR: 2 | HBP: 1 | WP: 0 | PA: 41 |
|--------------|------|------|------|--------|------|-------|-------|-------|------|------|------|--------|------|-------|-------|-------|------|------|------|--------|------|-------|-------|-------|------|------|------|--------|------|-------|------|------|------|------|------|--------|------|-------|------|-------|------|------|------|--------|------|-------|------|-------|------|------|------|--------|------|-------|-------|-------|------|------|------|--------|------|-------|-------|-------|-------|-------|-------|--------|-------|-------|-------|--------|-------|--------|
|--------------|------|------|------|--------|------|-------|-------|-------|------|------|------|--------|------|-------|-------|-------|------|------|------|--------|------|-------|-------|-------|------|------|------|--------|------|-------|------|------|------|------|------|--------|------|-------|------|-------|------|------|------|--------|------|-------|------|-------|------|------|------|--------|------|-------|-------|-------|------|------|------|--------|------|-------|-------|-------|-------|-------|-------|--------|-------|-------|-------|--------|-------|--------|

| PITCHER                                      | IP  | WLS | BF | H | R | ER | SO | BB | IBB | HBP | BLK | WP | HR | S  | P  | ERA   | WHIP  |
|--|-----|-----|----|---|---|----|----|----|-----|-----|-----|----|----|----|----|-------|-------|
| <b>Paul Kilgus, L</b> (1, 1)<br>ERA: 4.65    | 3.0 |     | 14 | 4 | 3 | 2  | 4  | 0  | 0   | 0   | 0   | 0  | 2  | 40 | 57 | 6.00  | 1.333 |
| <b>Jeff Pico, R</b> (4, 1)<br>ERA: 4.04      | 1.0 |     | 3  | 1 | 0 | 0  | 0  | 0  | 0   | 0   | 0   | 0  | 0  | 11 | 17 | 0.00  | 1.000 |
| <b>Dean Wilkins, R</b> (5, 1)<br>ERA: 6.3    | 2.0 | W   | 6  | 1 | 0 | 0  | 2  | 0  | 0   | 0   | 0   | 0  | 0  | 16 | 21 | 0.00  | 0.500 |
| <b>Les Lancaster, R</b> (7, 1)<br>ERA: 1.19  | 1.1 |     | 7  | 3 | 1 | 1  | 1  | 0  | 0   | 0   | 0   | 0  | 0  | 19 | 29 | 6.75  | 2.250 |
| <b>Mitch Williams, L</b> (8, 1)<br>ERA: 2.61 | 1.2 | S   | 10 | 3 | 2 | 2  | 2  | 1  | 0   | 1   | 0   | 0  | 0  | 18 | 35 | 10.80 | 2.400 |

BOTTOM

New York Mets @ Chicago Cubs  
Wrigley Field, Chicago, IL  
Mon Sep 18 1989, 7:05 PM CDT  
Att. 38,138 - Unknown

livebaseballscores.com

|     |    |
|-----|----|
| AB  | 35 |
| R   | 10 |
| H   | 12 |
| RBI | 8  |
| BB  | 7  |
| SO  | 5  |
| LOB | 20 |



|    |   |    |    |
|----|---|----|----|
| WP | 0 | PA | 42 |
| PB | 0 |    |    |
| SB | 2 |    |    |
| CS | 0 |    |    |

| AB | R | H | RBI | BB | SO | LOB |
|----|---|---|-----|----|----|-----|
| 3  | 1 | 1 | 0   | 0  | 1  | 0   |
| 2  | 1 | 1 | 0   | 0  | 0  | 0   |
| 2  | 2 | 2 | 0   | 3  | 0  | 0   |
| 4  | 0 | 2 | 2   | 1  | 0  | 2   |
| 4  | 1 | 0 | 1   | 1  | 0  | 5   |
| 2  | 1 | 0 | 0   | 2  | 1  | 3   |
| 0  | 0 | 0 | 0   | 0  | 0  | 0   |
| 1  | 1 | 1 | 3   | 0  | 0  | 0   |
| 5  | 1 | 2 | 2   | 0  | 0  | 1   |
| 4  | 0 | 1 | 0   | 0  | 1  | 1   |
| 4  | 0 | 1 | 0   | 0  | 1  | 4   |
| 0  | 0 | 0 | 0   | 0  | 0  | 0   |
| 1  | 0 | 0 | 0   | 0  | 0  | 0   |
| 0  | 0 | 0 | 0   | 0  | 0  | 0   |
| 1  | 0 | 0 | 0   | 0  | 1  | 3   |
| 0  | 0 | 0 | 0   | 0  | 0  | 0   |
| 1  | 1 | 0 | 0   | 0  | 0  | 1   |
| 1  | 1 | 1 | 0   | 0  | 0  | 0   |

|    |   |     |   |
|----|---|-----|---|
| 1B | 9 | SF  | 0 |
| 2B | 1 | SAC | 0 |
| 3B | 0 | DP  | 0 |
| HR | 2 | HBP | 0 |

| Batter   | 1                    | 2                 | 3           | 4                       | 5                             | 6   | 7           | 8                                 | 9 |
|--|----------------------|-------------------|-------------|-------------------------|-------------------------------|---|-------------|-----------------------------------|---|
| Jerome Walton, R (1, 8)<br>OBP: 0.340, SLG: 0.391<br>Doug Dascenzo, S (6, 8)<br>OBP: 0.212, SLG: 0.190   | 0-3<br>K2-3          |                   | 1-1<br>G4-3 |                         | 1-0<br>1B                     | 0-1<br>FC4-6<br>1B                          |             | 1-2<br>F7<br>2-H                  |   |
| 23 Ryne Sandberg, R (1, 4)<br>OBP: 0.351, SLG: 0.501   | 4-2<br>FC5-4<br>BB   |                   | 0-1<br>1B   |                         | 4-2<br>1B<br>E<br>BB          | 4-1<br>FC4-6<br>BB<br>1-2<br>2-3<br>IBB     |             | 0-1<br>FC6-4<br>HR<br>1B          |   |
| Mark Grace, L (1, 3)<br>OBP: 0.404, SLG: 0.465   | 2-0<br>F8            |                   | 1-0<br>G3   |                         | 0-0<br>E4<br>1-H<br>2-H<br>1B | 4-2<br>FC4-6<br>BB<br>1-2<br>2-3<br>3-H     |             | 0-0<br>FC6-4<br>1B<br>1-2         |   |
| Andre Dawson, R (1, 9)<br>OBP: 0.299, SLG: 0.451   | 1-0<br>FC5-4<br>1-2f |                   |             | 4-0<br>1B<br>1B<br>BB   | 1-1<br>G6-3                   | 0-0<br>FC4-6<br>1-2f<br>2-3<br>3-H          |             | 2-1<br>FC6-4<br>HR<br>1-2f<br>2-3 |   |
| Lloyd McClendon, R (1, 7)<br>OBP: 0.366, SLG: 0.490<br>Les Lancaster, R (7, 1)<br>OBP: 0.125, SLG: 0.250<br>Mitch Williams, L (8, 1)<br>OBP: 0.200, SLG: 0.800   |                      | 4-1<br>G1-3<br>BB |             | 2-3<br>K                | 4-2<br>HR<br>BB               | 3-1<br>P3                                   |             | 1-2<br>HR<br>1-H<br>3-H           |   |
| Luis Salazar, R (1, 5)<br>OBP: 0.315, SLG: 0.424   |                      | 2-2<br>G1-3       |             | 1-2<br>1B<br>1-2        | 1-0<br>HR<br>1-H              |   | 0-1<br>G5-3 | 1-1<br>G6-3                       |   |
| Shawon Dunston, R (1, 6)<br>OBP: 0.323, SLG: 0.411   |                      | 1-3<br>K          |             | 1-0<br>1B<br>1-2<br>2-3 | 0-0<br>F8                     |   | 0-1<br>G5-3 |                                   |   |
| Joe Girardi, R (1, 2)<br>OBP: 0.271, SLG: 0.285  |                      | 2-1<br>F9         |             | 2-3<br>K                |                               | 0-0<br>FC3-6<br>1B                          | 1-0<br>P4   |                                   |   |
| Paul Kilgus, L (1, 1)<br>OBP: 0.186, SLG: 0.081<br>Greg Smith, S (3, PH)<br>Jeff Pico, R (4, 1)<br>OBP: 0.111, SLG: 0.111<br>Vance Law, R (4, PH)<br>OBP: 0.293, SLG: 0.350<br>Dean Wilkins, R (5, 1)<br>Gary Varsho, L (6, PH)<br>OBP: 0.227, SLG: 0.286<br>Marvell Wynne, L (7, 7)<br>OBP: 0.281, SLG: 0.362 |                      |                   | 0-1<br>G4-3 | 3-3<br>K                |                               | 0-0<br>FC3-6<br>1B<br>23<br>S<br>1-2f<br>BB |             | 1-0<br>E<br>2B                    |   |

| Inning | R | H | E | K  | S  | H | LOB | BB | P  |
|--------|---|---|---|----|----|---|-----|----|----|
| 1      | 0 | 0 | 0 | 8  | 15 | 0 | 1   | 1  | 15 |
| 2      | 0 | 0 | 0 | 9  | 18 | 0 | 1   | 1  | 18 |
| 3      | 0 | 1 | 0 | 7  | 9  | 0 | 1   | 0  | 9  |
| 4      | 0 | 2 | 0 | 15 | 28 | 0 | 3   | 1  | 28 |
| 5      | 4 | 3 | 1 | 12 | 23 | 0 | 0   | 2  | 23 |
| 6      | 2 | 2 | 0 | 10 | 21 | 0 | 2   | 2  | 21 |
| 7      | 0 | 0 | 0 | 5  | 6  | 0 | 0   | 0  | 6  |
| 8      | 4 | 4 | 1 | 15 | 21 | 0 | 0   | 0  | 21 |

| PITCHER                               | IP  | WLS | BF | H | R | ER | SO | BB | IBB | HBP | BLK | WP | HR | S  | P   | ERA   | WHIP  |
|---------------------------------------|-----|-----|----|---|---|----|----|----|-----|-----|-----|----|----|----|-----|-------|-------|
| Frank Viola, L (1, 1)<br>ERA: 3.64    | 5.1 | L   | 30 | 8 | 6 | 6  | 5  | 6  | 1   | 0   | 0   | 0  | 1  | 58 | 108 | 10.12 | 2.625 |
| Jeff Innis, R (6, 1)<br>ERA: 3.38     | 1.2 |     | 5  | 0 | 0 | 0  | 0  | 0  | 0   | 0   | 0   | 0  | 0  | 8  | 12  | 0.00  | 0.000 |
| Jeff Musselman, L (8, 1)<br>ERA: 6.53 | 0.1 |     | 4  | 3 | 3 | 3  | 0  | 0  | 0   | 0   | 0   | 0  | 0  | 8  | 10  | 81.00 | 9.000 |
| Don Aase, R (8, 1)<br>ERA: 3.94       | 0.2 |     | 3  | 1 | 1 | 1  | 0  | 0  | 0   | 0   | 0   | 0  | 1  | 7  | 11  | 13.50 | 1.500 |

| Batter   | 1   | 2                                | 3                             | 4                                | 5                             | 6                                | 7                            | 8                                | 9                             | AB R H RBI BB SO LOB             | TOP                          |                                  |                               |                                  |                              |                                  |                              |                                 |                                  |                                    |                                  |        |
|--|---|----------------------------------|-------------------------------|----------------------------------|-------------------------------|----------------------------------|------------------------------|----------------------------------|-------------------------------|----------------------------------|------------------------------|----------------------------------|-------------------------------|----------------------------------|------------------------------|----------------------------------|------------------------------|---------------------------------|----------------------------------|------------------------------------|----------------------------------|--------|
| Keith Miller, R (1, 9)<br>OBP: 0.241, SLG: 0.308   | 2-3<br>K  |                                  | 3-2<br>HR                     | 2-1<br>G4-3                      |                               | 3-2<br>F9                        |                              | 0-2<br>G6-3                      |                               | 5 1 1 1 0 1 2                    |                              |                                  |                               |                                  |                              |                                  |                              |                                 |                                  |                                    |                                  |        |
| Mark Carreon, R (1, 7)<br>Kevin McReynolds, R (6, 7)<br>OBP: 0.313, SLG: 0.413<br>OBP: 0.327, SLG: 0.449 | 0-2<br>F9   |                                  | 2-1<br>F9                     | 3-1<br>F9                        |                               |                                  | 1-1<br>F8                    |                                  | 1-3<br>K                      | 3 0 0 0 0 0 0<br>2 0 0 0 0 1 0   |                              |                                  |                               |                                  |                              |                                  |                              |                                 |                                  |                                    |                                  |        |
| Gregg Jefferies, S (1, 4)<br>OBP: 0.316, SLG: 0.384  | 2-2<br>G6-3   |                                  | 4-1<br>1B<br>BB               |                                  | 1-1<br>1B                     |                                  | 2-2<br>G3                    |                                  | 0-0<br>G4-3                   | 4 1 1 0 1 0 0                    |                              |                                  |                               |                                  |                              |                                  |                              |                                 |                                  |                                    |                                  |        |
| Howard Johnson, S (1, 5)<br>OBP: 0.365, SLG: 0.568   |   | 2-2<br>HR<br>2B                  | 3-2<br>F8                     |                                  | 3-3<br>K                      |                                  | 1-2<br>1B<br>1B              |                                  | 1-0<br>F8                     | 5 1 2 0 0 1 2                    |                              |                                  |                               |                                  |                              |                                  |                              |                                 |                                  |                                    |                                  |        |
| Tim Teufel, R (1, 3)<br>OBP: 0.348, SLG: 0.316   |   | 4-0<br>HR<br>BB                  | 2-2<br>1B<br>1B               |                                  | 0-2<br>F7                     |                                  | 0-1<br>1B                    |                                  |                               | 3 1 2 0 1 0 1                    |                              |                                  |                               |                                  |                              |                                  |                              |                                 |                                  |                                    |                                  |        |
| Juan Samuel, R (1, 8)<br>OBP: 0.309, SLG: 0.343  |   | 1-3<br>K                         | 0-0<br>1B                     |                                  | 1-1<br>F9                     |                                  | 1-3<br>K                     |                                  |                               | 4 0 1 1 0 2 5                    |                              |                                  |                               |                                  |                              |                                  |                              |                                 |                                  |                                    |                                  |        |
| Gary Carter, R (1, 2)<br>OBP: 0.236, SLG: 0.265  |   | 2-1<br>HR                        | 4-1<br>BB                     |                                  |                               | 4-0<br>FC6-4<br>BB               |                              | 3-2<br>1B                        |                               | 2 1 2 3 2 0 0                    |                              |                                  |                               |                                  |                              |                                  |                              |                                 |                                  |                                    |                                  |        |
| Kevin Elster, R (1, 6)<br>OBP: 0.284, SLG: 0.354   |   | 0-1<br>G5-6-3                    | 0-0<br>L7                     |                                  |                               | 1-2<br>FC6-4                     |                              | 1-0<br>P3                        |                               | 4 0 0 0 0 0 5                    |                              |                                  |                               |                                  |                              |                                  |                              |                                 |                                  |                                    |                                  |        |
| Bob Ojeda, L (1, 1)<br>Dwight Gooden, R (6, 1)<br>OBP: 0.149, SLG: 0.109<br>OBP: 0.195, SLG: 0.275       |   | 0-3<br>K                         |                               | 0-0<br>G6-3                      |                               | 0-3<br>K                         |                              | 1-1<br>B1                        |                               | 3 0 0 0 0 2 1<br>1 0 0 0 0 0 1   |                              |                                  |                               |                                  |                              |                                  |                              |                                 |                                  |                                    |                                  |        |
| <b>Inning Stats</b>  | R: 0<br>E: 0<br>K: 1<br>S: 10                         | H: 0<br>LOB: 0<br>BB: 0<br>P: 14 | R: 3<br>E: 0<br>K: 2<br>S: 14 | H: 2<br>LOB: 0<br>BB: 1<br>P: 23 | R: 2<br>E: 0<br>K: 0<br>S: 19 | H: 3<br>LOB: 3<br>BB: 2<br>P: 37 | R: 0<br>E: 0<br>K: 0<br>S: 5 | H: 0<br>LOB: 0<br>BB: 0<br>P: 10 | R: 0<br>E: 1<br>K: 1<br>S: 10 | H: 1<br>LOB: 1<br>BB: 0<br>P: 15 | R: 0<br>E: 0<br>K: 1<br>S: 9 | H: 0<br>LOB: 1<br>BB: 1<br>P: 17 | R: 0<br>E: 0<br>K: 1<br>S: 15 | H: 2<br>LOB: 2<br>BB: 0<br>P: 20 | R: 0<br>E: 0<br>K: 0<br>S: 9 | H: 1<br>LOB: 1<br>BB: 0<br>P: 14 | R: 0<br>E: 0<br>K: 1<br>S: 6 | H: 0<br>LOB: 0<br>BB: 0<br>P: 8 | 1B: 6<br>2B: 1<br>3B: 0<br>HR: 2 | SF: 0<br>SAC: 0<br>DP: 0<br>HBP: 0 | WP: 0<br>PB: 0<br>SB: 3<br>CS: 0 | PA: 40 |
| <b>PITCHER</b>   | IP WLS BF H R ER SO BB IBB HBP BLK WP HR S P ERA WHIP |                                  |                               |                                  |                               |                                  |                              |                                  |                               |                                  |                              |                                  |                               |                                  |                              |                                  |                              |                                 |                                  |                                    |                                  |        |
| Steve Wilson, L (1, 1)<br>ERA: 4.14  | 2.2 L 14 4 5 5 3 2 0 0 0 0 2 40 67 16.88 2.250        |                                  |                               |                                  |                               |                                  |                              |                                  |                               |                                  |                              |                                  |                               |                                  |                              |                                  |                              |                                 |                                  |                                    |                                  |        |
| Kevin Blankenship, R (3, 1)<br>ERA: 1.69   | 3.1 14 2 0 0 2 2 0 0 0 0 0 27 49 0.00 1.200           |                                  |                               |                                  |                               |                                  |                              |                                  |                               |                                  |                              |                                  |                               |                                  |                              |                                  |                              |                                 |                                  |                                    |                                  |        |
| Jeff Pico, R (7, 1)<br>ERA: 3.95   | 2.0 9 3 0 0 1 0 0 0 0 0 0 24 34 0.00 1.500            |                                  |                               |                                  |                               |                                  |                              |                                  |                               |                                  |                              |                                  |                               |                                  |                              |                                  |                              |                                 |                                  |                                    |                                  |        |
| Dean Wilkins, R (9, 1)<br>ERA: 5.73  | 1.0 3 0 0 0 1 0 0 0 0 0 0 6 8 0.00 0.000              |                                  |                               |                                  |                               |                                  |                              |                                  |                               |                                  |                              |                                  |                               |                                  |                              |                                  |                              |                                 |                                  |                                    |                                  |        |

**New York Mets @ Chicago Cubs**  
**Wrigley Field, Chicago, IL**  
 Tue Sep 19 1989, 3:33 AM CDT  
 Att. 35,937 - Sunny - 77 F

[livebaseballscorecards.com](http://livebaseballscorecards.com)

|            |           |
|------------|-----------|
| <b>AB</b>  | <b>36</b> |
| <b>R</b>   | <b>5</b>  |
| <b>H</b>   | <b>9</b>  |
| <b>RBI</b> | <b>5</b>  |
| <b>BB</b>  | <b>4</b>  |
| <b>SO</b>  | <b>7</b>  |
| <b>LOB</b> | <b>17</b> |




| Batter  | 1           | 2                       | 3           | 4         | 5           | 6                   | 7           | 8            | 9           | AB | R | H | RBI | BB | SO | LOB |
|---|-------------|-------------------------|-------------|-----------|-------------|---------------------|-------------|--------------|-------------|----|---|---|-----|----|----|-----|
| Shawon Dunston, R<br>OBP: 0.322, SLG: 0.410<br>(1, 6)   | 2-1<br>L7   |                         | 0-1<br>G4-3 |           |             | 1-1<br>G6-4-3       |             | 0-1<br>SF    |             | 3  | 0 | 1 | 1   | 0  | 0  | 0   |
| 23 Ryne Sandberg, R<br>OBP: 0.349, SLG: 0.497<br>(1, 4)   | 2-1<br>G6-3 |                         |             | 0-0<br>F7 |             | 0-0<br>G6-4-3       |             | 1 SAFE<br>L8 |             | 4  | 0 | 0 | 0   | 0  | 0  | 3   |
| Mark Grace, L<br>OBP: 0.404, SLG: 0.464<br>(1, 3)   | 2-2<br>G1-3 |                         |             | 0-0<br>F7 |             | 4-2<br>BB           |             | 1-2<br>1B    |             | 3  | 0 | 1 | 0   | 1  | 0  | 0   |
| Andre Dawson, R<br>OBP: 0.300, SLG: 0.455<br>Dean Wilkins, R<br>(9, 1)  |             | 3-2<br>F8<br>G6-3<br>2B |             | 1-1<br>1B |             | 1-2<br>F9           |             | 1-0<br>F8    |             | 4  | 1 | 2 | 0   | 0  | 0  | 4   |
| Lloyd McClendon, R<br>OBP: 0.360, SLG: 0.481<br>(1, 7)  |             | 0-1<br>F8<br>2-3        |             | 3-2<br>L9 |             |                     | 2-2<br>G6-3 |              | 1-2<br>F8   | 4  | 0 | 0 | 0   | 0  | 0  | 2   |
| Luis Salazar, R<br>OBP: 0.314, SLG: 0.425<br>(1, 5)   |             | 0-1<br>G6-3<br>3-H      |             |           | 3-2<br>G4-3 |                     | 2-1<br>P2   |              | 1-0<br>2B   | 4  | 0 | 1 | 1   | 0  | 0  | 0   |
| Marvell Wynne, L<br>OBP: 0.277, SLG: 0.358<br>(1, 8)  |             | 1-0<br>G1-3             |             |           | 1-1<br>G1-3 |                     | 2-1<br>G4-3 |              | 3-3<br>K    | 4  | 0 | 0 | 0   | 0  | 1  | 1   |
| Joe Girardi, R<br>OBP: 0.268, SLG: 0.281<br>Curtis Wilkerson, S<br>OBP: 0.282, SLG: 0.320<br>Rick Wrona, R<br>OBP: 0.257, SLG: 0.299<br>Gary Varsho, L<br>OBP: 0.225, SLG: 0.282<br>(9, PH) |             |                         | 3-2<br>F9   |           | 2-0<br>F8   |                     |             | 1-3<br>K     | 2-1<br>G6-3 | 2  | 0 | 0 | 0   | 0  | 0  | 0   |
| Steve Wilson, L<br>Kevin Blankenship, R<br>Domingo Ramos, R<br>OBP: 0.335, SLG: 0.327<br>Jeff Pico, R<br>OBP: 0.111, SLG: 0.111<br>Dwight Smith, L<br>OBP: 0.365, SLG: 0.489<br>(9, PH)     |             |                         | 1-3<br>K    |           |             | 2-1<br>G6-4-3<br>1B |             | 0-0<br>SF    |             | 0  | 0 | 0 | 0   | 0  | 0  | 0   |

| Inning Stats | R: 0 | H: 0   | R: 1 | H: 1   | R: 0 | H: 0   | R: 0 | H: 0   | R: 0  | H: 2   | R: 0  | H: 0   | R: 1 | H: 2   | R: 0  | H: 1   | 1B: 4   | SF: 1                            | WP: 0           | PA: 35 |
|--------------|------|--------|------|--------|------|--------|------|--------|-------|--------|-------|--------|------|--------|-------|--------|---|----------------------------------|-----------------|--------|
|              | E: 0 | LOB: 0 | E: 0 | LOB: 0 | E: 0 | LOB: 0 | E: 0 | LOB: 0 | E: 0  | LOB: 2 | E: 0  | LOB: 0 | E: 1 | LOB: 2 | E: 0  | LOB: 1 | 2B: 2 <td>SAC: 0 <td>PB: 0 <td></td> </td></td> | SAC: 0 <td>PB: 0 <td></td> </td> | PB: 0 <td></td> |        |
|              | K: 0 | BB: 0  | K: 0 | BB: 0  | K: 1 | BB: 0  | K: 0 | BB: 0  | K: 0  | BB: 1  | K: 0  | BB: 0  | K: 1 | BB: 0  | K: 1  | BB: 0  | 3B: 1 <td>DP: 1 <td>SB: 1 <td></td> </td></td>  | DP: 1 <td>SB: 1 <td></td> </td>  | SB: 1 <td></td> |        |
|              | S: 7 | P: 13  | S: 8 | P: 12  | S: 8 | P: 12  | S: 7 | P: 11  | S: 10 | P: 16  | S: 10 | P: 18  | S: 7 | P: 13  | S: 12 | P: 15  | HR: 0 <td>HBP: 0 <td>CS: 0 <td></td> </td></td> | HBP: 0 <td>CS: 0 <td></td> </td> | CS: 0 <td></td> |        |

| PITCHER                                 | IP  | WLS | BF | H | R | ER | SO | BB | IBB | HBP | BLK | WP | HR | S  | P  | ERA  | WHIP  |
|---|-----|-----|----|---|---|----|----|----|-----|-----|-----|----|----|----|----|------|-------|
| Bob Ojeda, L<br>ERA: 3.52<br>(1, 1)     | 5.0 | W   | 19 | 4 | 1 | 1  | 1  | 0  | 0   | 0   | 0   | 0  | 0  | 44 | 71 | 1.80 | 0.800 |
| Dwight Gooden, R<br>ERA: 2.89<br>(6, 1) | 4.0 | S   | 16 | 3 | 1 | 1  | 2  | 1  | 0   | 0   | 0   | 0  | 0  | 35 | 56 | 2.25 | 1.000 |

**NEW YORK METS @ CHICAGO CUBS**  
 Wrigley Field, Chicago, IL  
 Tue Sep 19 1989, 3:33 AM CDT  
 Att. 35,937 - Sunny - 77 F

|            |           |
|------------|-----------|
| <b>AB</b>  | <b>33</b> |
| <b>R</b>   | <b>2</b>  |
| <b>H</b>   | <b>7</b>  |
| <b>RBI</b> | <b>2</b>  |
| <b>BB</b>  | <b>1</b>  |
| <b>SO</b>  | <b>3</b>  |
| <b>LOB</b> | <b>11</b> |



**New York Mets @ St. Louis Cardinals**  
 Busch Stadium, St. Louis, MO

Wed Sep 20 1989, 7:05 PM CDT  
 Att. 35,884 - Unknown - 75 F

[livebaseballscorecards.com](http://livebaseballscorecards.com)



WP: 0 PA: 40  
 PB: 0  
 SB: 0  
 CS: 0

|     |    |
|-----|----|
| AB  | 34 |
| R   | 3  |
| H   | 7  |
| RBI | 3  |
| BB  | 6  |
| SO  | 7  |
| LOB | 19 |

AB R H RBI BB SO LOB

|   |   |   |   |   |   |   |
|---|---|---|---|---|---|---|
| 5 | 1 | 1 | 0 | 0 | 0 | 3 |
| 3 | 0 | 0 | 0 | 1 | 1 | 1 |
| 1 | 0 | 1 | 0 | 0 | 0 | 0 |
| 0 | 0 | 0 | 0 | 0 | 0 | 0 |
| 3 | 0 | 1 | 2 | 2 | 1 | 1 |
| 5 | 0 | 0 | 0 | 0 | 1 | 7 |
| 3 | 0 | 0 | 0 | 1 | 1 | 0 |
| 4 | 0 | 1 | 0 | 0 | 1 | 3 |
| 4 | 1 | 2 | 0 | 0 | 1 | 0 |
| 3 | 1 | 0 | 0 | 1 | 0 | 2 |
| 0 | 0 | 0 | 0 | 0 | 0 | 0 |
| 1 | 0 | 1 | 1 | 0 | 0 | 0 |
| 1 | 0 | 0 | 0 | 0 | 1 | 0 |
| 0 | 0 | 0 | 0 | 0 | 0 | 2 |
| 0 | 0 | 0 | 0 | 0 | 0 | 0 |
| 0 | 0 | 0 | 0 | 0 | 0 | 0 |
| 0 | 0 | 0 | 0 | 1 | 0 | 0 |

Batter 1 2 3 4 5 6 7 8 9

|   |             |             |                          |           |                          |  |                       |           |
|---|-------------|-------------|--------------------------|-----------|--------------------------|--|-----------------------|-----------|
| Gregg Jefferies, S (1, 4)<br>OBP: 0.315, SLG: 0.382   | 2-2<br>F7   |             | 1-2<br>FC4-6<br>1B       |           | 0-1<br>L6                |  | 3-2<br>1B             | 0-0<br>F8 |
| Dave Magadan, L (1, 5)<br>OBP: 0.368, SLG: 0.400      | 0-0<br>G4-3 |             | 4-2<br>G3-1<br>1B        |           | 1-2<br>G6-3              |  | 1-3<br>K              | 2-0<br>BB |
| Tim Teufel, R (9, PH)<br>OBP: 0.351, SLG: 0.320       |             |             | 1-2<br>BB                |           |                          |  |                       | 1-2<br>1B |
| Keith Miller, R (9, PR)<br>OBP: 0.241, SLG: 0.308     |             |             |                          |           |                          |  |                       |           |
| Howard Johnson, S (1, 6)<br>OBP: 0.367, SLG: 0.567    | 3-1<br>G3-1 |             | 2-1<br>G3-1<br>1B        |           | 4-2<br>BB                |  | 2-3<br>K              | 4-1<br>BB |
| Darryl Strawberry, L (1, 9)<br>OBP: 0.309, SLG: 0.463 |             | 2-1<br>G3-1 | 1-0<br>G3-1              |           | 2-1<br>L6                |  | 1-3<br>K              | 1-2<br>BB |
| Kevin McReynolds, R (1, 7)<br>OBP: 0.327, SLG: 0.446  |             | 1-0<br>L8   | 4-0<br>IBB               |           | 2-3<br>K                 |  | 0-1<br>L9             |           |
| Keith Hernandez, L (1, 3)<br>OBP: 0.325, SLG: 0.330   |             | 0-1<br>F9   | 1-2<br>F9                |           | 2-2<br>2B<br>FC5-2<br>1B |  | 2-3<br>K              |           |
| Juan Samuel, R (1, 8)<br>OBP: 0.311, SLG: 0.348       |             |             | 2-2<br>1B<br>2B          | 3-1<br>L8 | 0-0<br>2B                |  | 3-3<br>K              |           |
| Gary Carter, R (1, 2)<br>OBP: 0.237, SLG: 0.259       |             |             | 4-0<br>FC4-6<br>1B<br>BB | 1-0<br>F9 | 0-0<br>FC5-2<br>FC5-4    |  | 1-1<br>F7             |           |
| David Cone, L (1, 1)<br>OBP: 0.268, SLG: 0.275        |             |             | 3-1<br>FC4-6<br>1B       | 1-3<br>K  | 2-0<br>FC5-4             |  | 4-2<br>BB<br>1B<br>BB |           |
| Tom O'Malley, L (3, PH)<br>OBP: 0.400, SLG: 0.400     |             |             |                          |           |                          |  |                       |           |
| Wally Whitehurst, R (3, 1)<br>OBP: 0.311, SLG: 0.426  |             |             |                          |           |                          |  |                       |           |
| Mackey Sasser, L (6, PH)<br>OBP: 0.311, SLG: 0.426    |             |             |                          |           |                          |  |                       |           |
| Jeff Musselman, L (6, 1)<br>OBP: 0.311, SLG: 0.426    |             |             |                          |           |                          |  |                       |           |
| Julio Machado, R (7, 1)<br>OBP: 0.319, SLG: 0.413     |             |             |                          |           |                          |  |                       |           |

|  |   |   |  |   |  |   |   |   |
|--|---|---|--|---|--|---|---|---|
| R: 0 H: 0<br>E: 0 LOB: 0<br>K: 0 BB: 0<br>S: 6 P: 11 | R: 0 H: 0<br>E: 0 LOB: 0<br>K: 0 BB: 0<br>S: 5 P: 8 | R: 3 H: 3<br>E: 0 LOB: 3<br>K: 0 BB: 3<br>S: 19 P: 41 | R: 0 H: 0<br>E: 0 LOB: 0<br>K: 1 BB: 0<br>S: 6 P: 11 | R: 0 H: 0<br>E: 0 LOB: 1<br>K: 0 BB: 1<br>S: 10 P: 17 | R: 0 H: 2<br>E: 0 LOB: 2<br>K: 1 BB: 0<br>S: 9 P: 15 | R: 0 H: 1<br>E: 0 LOB: 1<br>K: 3 BB: 0<br>S: 16 P: 23 | R: 0 H: 0<br>E: 0 LOB: 0<br>K: 2 BB: 0<br>S: 11 P: 16 | R: 0 H: 1<br>E: 0 LOB: 3<br>K: 0 BB: 2<br>S: 10 P: 22 |
|--|---|---|--|---|--|---|---|---|

|     |     |    |   |   |    |    |    |     |     |     |    |    |    |    |       |       |
|-----|-----|----|---|---|----|----|----|-----|-----|-----|----|----|----|----|-------|-------|
| IP  | WLS | BF | H | R | ER | SO | BB | IBB | HBP | BLK | WP | HR | S  | P  | ERA   | WHIP  |
| 2.1 |     | 12 | 3 | 3 | 3  | 0  | 2  | 0   | 0   | 0   | 0  | 0  | 25 | 49 | 11.57 | 2.143 |
| 3.0 | W   | 12 | 1 | 0 | 0  | 2  | 1  | 1   | 0   | 0   | 0  | 0  | 27 | 49 | 0.00  | 0.667 |
| 2.2 |     | 10 | 2 | 0 | 0  | 5  | 0  | 0   | 0   | 0   | 0  | 0  | 30 | 44 | 0.00  | 0.750 |
| 0.1 |     | 2  | 0 | 0 | 0  | 0  | 1  | 0   | 0   | 0   | 0  | 0  | 4  | 9  | 0.00  | 3.000 |
| 0.2 | S   | 4  | 1 | 0 | 0  | 0  | 1  | 0   | 0   | 0   | 0  | 0  | 6  | 13 | 0.00  | 3.000 |

|                                 |                                     |                                    |                                      |                                   |
|---------------------------------|-------------------------------------|------------------------------------|--------------------------------------|-----------------------------------|
| Ken Hill, R (1, 1)<br>ERA: 3.76 | Frank DiPino, L (3, 1)<br>ERA: 2.61 | Scott Terry, R (6, 1)<br>ERA: 3.62 | John Costello, R (9, 1)<br>ERA: 3.36 | Ken Dayley, L (9, 1)<br>ERA: 2.94 |
|---------------------------------|-------------------------------------|------------------------------------|--------------------------------------|-----------------------------------|

| Batter  | 1                     | 2                     | 3           | 4         | 5           | 6           | 7               | 8         | 9 |
|---|-----------------------|-----------------------|-------------|-----------|-------------|-------------|-----------------|-----------|---|
| <b>Willie McGee, S</b><br>OBP: 0.279, SLG: 0.357<br>(1, 8)    | 3-2<br>1B<br>2B<br>1B | 3-1<br>F7             |             | 0-3<br>K  |             |             | 1-0<br>G5-3     |           |   |
| <b>Ozzie Smith, S</b><br>OBP: 0.338, SLG: 0.368<br>(1, 6)     | 0-0<br>2B<br>2B<br>1B | 2-1<br>G3             |             |           | 1-0<br>L7   |             | 0-0<br>1B<br>1B |           |   |
| <b>Milt Thompson, L</b><br>OBP: 0.344, SLG: 0.396<br>(1, 7)   | 1-1<br>F7             | 3-1<br>1B             |             |           | 1-1<br>G6-3 |             | 0-0<br>1B       |           |   |
| <b>Pedro Guerrero, R</b><br>OBP: 0.388, SLG: 0.485<br>(1, 3)  | 1-2<br>2B<br>2B       | 0-0<br>G5-3           |             |           | 2-2<br>1B   |             | 3-3<br>K        |           |   |
| <b>John Morris, L</b><br>OBP: 0.278, SLG: 0.360<br>(1, 9)     | 2-2<br>2B             |                       | 1-1<br>G4-3 |           | 1-3<br>K    |             | 1-1<br>G6-3     |           |   |
| <b>Scott Terry, R</b><br>OBP: 0.191, SLG: 0.311<br>(6, 1)     |                       |                       |             |           |             |             |                 |           |   |
| <b>Denny Walling, L</b><br>OBP: 0.398, SLG: 0.429<br>(8, PH)  |                       |                       |             |           |             |             |                 |           |   |
| <b>John Costello, R</b><br>(9, 1)                             |                       |                       |             |           |             |             |                 |           |   |
| <b>Ken Dayley, L</b><br>(9, 1)                                |                       |                       |             |           |             |             |                 |           |   |
| <b>José Oquendo, S</b><br>OBP: 0.374, SLG: 0.373<br>(1, 4)    | 1-1<br>L8             |                       | 1-1<br>F7   |           | 1-1<br>G4-3 |             | 1-3<br>K        |           |   |
| <b>Terry Pendleton, S</b><br>OBP: 0.310, SLG: 0.386<br>(1, 5) | 1-2<br>F7             |                       | 0-0<br>F8   |           | 1-1<br>G4-3 |             | 0-0<br>CS<br>1B |           |   |
| <b>Tony Peña, R</b><br>OBP: 0.318, SLG: 0.337<br>(1, 2)       |                       | 0-2<br>G3<br>SH<br>1B |             | 1-0<br>F7 |             | 0-0<br>G1-3 |                 | 1-1<br>CS |   |
| <b>Ken Hill, R</b><br>OBP: 0.193, SLG: 0.182<br>(1, 1)        |                       |                       |             |           |             |             |                 |           |   |
| <b>Frank DiPino, L</b><br>OBP: 0.091, SLG: 0.091<br>(3, 1)    |                       | 0-0<br>SH<br>G3       |             | 0-3<br>K  |             |             | 3-2<br>F8       |           |   |
| <b>Tom Brunansky, R</b><br>OBP: 0.317, SLG: 0.424<br>(6, 9)   |                       |                       |             |           |             |             |                 |           |   |

| Inning Stats | R: 3  | H: 4  | E: 0 | LOB: 1 | K: 0 | P: 29 | R: 2  | H: 2  | E: 0 | LOB: 1 | K: 0 | P: 19 | R: 0 | H: 0  | E: 0 | LOB: 0 | K: 0 | P: 7 | R: 0 | H: 1  | E: 0 | LOB: 1 | K: 1 | P: 15 | R: 0 | H: 0  | E: 0 | LOB: 0 | K: 0 | P: 7 | R: 0 | H: 2 | E: 0 | LOB: 2 | K: 1 | P: 19 | R: 0 | H: 1 | E: 0 | LOB: 0 | K: 1 | P: 10 |  |  |  |  |
|--------------|-------|-------|------|--------|------|-------|-------|-------|------|--------|------|-------|------|-------|------|--------|------|------|------|-------|------|--------|------|-------|------|-------|------|--------|------|------|------|------|------|--------|------|-------|------|------|------|--------|------|-------|--|--|--|--|
|              | S: 20 | BB: 0 |      |        |      |       | S: 11 | BB: 0 |      |        |      |       | S: 5 | BB: 0 |      |        |      |      | S: 7 | BB: 0 |      |        |      |       | S: 5 | BB: 0 |      |        |      |      |      |      |      |        |      |       |      |      |      |        |      |       |  |  |  |  |

| PITCHER  | IP  | WLS | BF | H | R | ER | SO | BB | IBB | HBP | BLK | WP | HR | S  | P  | ERA   | WHIP  |
|--|-----|-----|----|---|---|----|----|----|-----|-----|-----|----|----|----|----|-------|-------|
| <b>David Cone, R</b><br>ERA: 3.81<br>(1, 1)      | 2.0 | L   | 13 | 6 | 5 | 5  | 0  | 0  | 0   | 0   | 0   | 0  | 0  | 31 | 48 | 22.50 | 3.000 |
| <b>Wally Whitehurst, R</b><br>ERA: 5.4<br>(3, 1) | 3.0 |     | 10 | 1 | 0 | 0  | 3  | 0  | 0   | 0   | 0   | 0  | 0  | 22 | 30 | 0.00  | 0.333 |
| <b>Jeff Musselman, L</b><br>ERA: 6.19<br>(6, 1)  | 1.2 |     | 7  | 2 | 0 | 0  | 0  | 0  | 0   | 0   | 0   | 0  | 0  | 11 | 17 | 0.00  | 1.200 |
| <b>Julio Machado, R</b><br>ERA: 1.5<br>(7, 1)    | 1.1 |     | 4  | 1 | 0 | 0  | 2  | 0  | 0   | 0   | 0   | 0  | 0  | 13 | 19 | 0.00  | 0.750 |

**BOTTOM**

**New York Mets @ St. Louis Cardinals**  
Busch Stadium, St. Louis, MO


Wed Sep 20 1989, 7:05 PM CDT  
Att: 35,884 - Unknown - 75 F

| AB | R | H | RBI | BB | SO | LOB |
|----|---|---|-----|----|----|-----|
| 4  | 1 | 1 | 0   | 0  | 1  | 2   |
| 4  | 1 | 2 | 0   | 0  | 0  | 2   |
| 4  | 0 | 2 | 2   | 0  | 0  | 2   |
| 4  | 1 | 2 | 1   | 0  | 1  | 3   |
| 3  | 0 | 1 | 2   | 0  | 1  | 1   |
| 0  | 0 | 0 | 0   | 0  | 0  | 0   |
| 1  | 0 | 0 | 0   | 0  | 0  | 0   |
| 0  | 0 | 0 | 0   | 0  | 0  | 0   |
| 0  | 0 | 0 | 0   | 0  | 0  | 0   |
| 4  | 0 | 0 | 0   | 0  | 1  | 1   |
| 4  | 0 | 1 | 0   | 0  | 0  | 1   |
| 3  | 1 | 1 | 0   | 0  | 0  | 0   |
| 0  | 1 | 0 | 0   | 0  | 0  | 0   |
| 1  | 0 | 0 | 0   | 0  | 1  | 0   |
| 1  | 0 | 0 | 0   | 0  | 0  | 0   |

| AB  | 33 |
|-----|----|
| R   | 5  |
| H   | 10 |
| RBI | 5  |
| BB  | 0  |
| SO  | 5  |
| LOB | 12 |

livebaseballscorecards.com

| WP | PA |
|----|----|
| 0  | 35 |
| PB | 0  |
| SB | 0  |
| CS | 1  |



| Batter   | 1   | 2                                | 3                              | 4                               | 5                             | 6                                | 7                            | 8                                | 9                            | AB R H RBI BB SO LOB             | TOP                          |                                  |                              |                                 |                               |                                  |                              |                                  |                                  |                                    |                                  |        |
|--|---|----------------------------------|--------------------------------|---------------------------------|-------------------------------|----------------------------------|------------------------------|----------------------------------|------------------------------|----------------------------------|------------------------------|----------------------------------|------------------------------|---------------------------------|-------------------------------|----------------------------------|------------------------------|----------------------------------|----------------------------------|------------------------------------|----------------------------------|--------|
| <b>Gregg Jefferies, S</b> (1, 4)<br>OBP: 0.314, SLG: 0.379   | 1-3<br>K<br>1B  |                                  | 4-0<br>1B 1B<br>1B BB          | 2-2<br>L9-3                     |                               |                                  | 0-0<br>P4                    |                                  | 1-0<br>F8                    | 4 1 0 0 1 1 1                    |                              |                                  |                              |                                 |                               |                                  |                              |                                  |                                  |                                    |                                  |        |
| <b>Keith Miller, R</b> (1, 6)<br>OBP: 0.248, SLG: 0.312      | 0-0<br>1-2<br>1B                                      |                                  | 0-3<br>K                       | 1-3<br>K                        |                               |                                  | 0-1<br>B1-3                  |                                  | 3-0<br>S<br>1B               | 5 0 2 0 0 2 2                    |                              |                                  |                              |                                 |                               |                                  |                              |                                  |                                  |                                    |                                  |        |
| <b>Howard Johnson, S</b> (1, 5)<br>OBP: 0.366, SLG: 0.564    | 1-3<br>K  |                                  | 0-0<br>1B 1B<br>1-2 2-3        |                                 |                               |                                  | 1-3<br>K                     | 0-2<br>F8                        | 0-1<br>F9                    | 5 1 1 0 0 2 3                    |                              |                                  |                              |                                 |                               |                                  |                              |                                  |                                  |                                    |                                  |        |
| <b>Kevin McReynolds, R</b> (1, 7)<br>OBP: 0.328, SLG: 0.450  | 0-1<br>P3   |                                  | 1-0<br>1B SF9<br>1-2 2-3 3-H   |                                 |                               |                                  | 1-2<br>G6-3                  | 0-0<br>1B 3B                     |                              | 4 2 2 1 0 0 2                    |                              |                                  |                              |                                 |                               |                                  |                              |                                  |                                  |                                    |                                  |        |
| <b>Darryl Strawberry, L</b> (1, 9)<br>OBP: 0.308, SLG: 0.462 | 1-0<br>G3   |                                  | 0-0<br>BB<br>1-3 2-H 3-H<br>1B |                                 |                               |                                  | 1-0<br>F7                    | 1-0<br>L6                        |                              | 4 0 1 2 0 0 3                    |                              |                                  |                              |                                 |                               |                                  |                              |                                  |                                  |                                    |                                  |        |
| <b>Juan Samuel, R</b> (1, 8)<br>OBP: 0.310, SLG: 0.348       |   | 0-0<br>L5                        | 1-1<br>SF9                     |                                 |                               |                                  | 2-1<br>F8                    | 0-2<br>S<br>1B                   |                              | 3 0 1 2 0 0 0                    |                              |                                  |                              |                                 |                               |                                  |                              |                                  |                                  |                                    |                                  |        |
| <b>Tim Teufel, R</b> (1, 3)<br>OBP: 0.351, SLG: 0.317        |   | 1-3<br>K                         | 4-0<br>FC5-4<br>1-2<br>BB      |                                 |                               |                                  | 1-3<br>K                     | 1-3<br>K                         |                              | 2 0 0 0 1 2 0                    |                              |                                  |                              |                                 |                               |                                  |                              |                                  |                                  |                                    |                                  |        |
| <b>Keith Hernandez, L</b> (8, PH)<br>OBP: 0.324, SLG: 0.329  |   |                                  |                                |                                 |                               |                                  |                              | 1-2<br>K                         |                              | 1 0 0 0 0 1 1                    |                              |                                  |                              |                                 |                               |                                  |                              |                                  |                                  |                                    |                                  |        |
| <b>Barry Lyons, R</b> (1, 2)<br>OBP: 0.278, SLG: 0.344       |   | 0-1<br>G3                        | 1-1<br>FC5-4<br>1-2f           |                                 |                               |                                  | 0-1<br>L6                    |                                  | 1-1<br>G5-3                  | 4 0 0 0 0 0 2                    |                              |                                  |                              |                                 |                               |                                  |                              |                                  |                                  |                                    |                                  |        |
| <b>Sid Fernandez, L</b> (1, 1)<br>OBP: 0.227, SLG: 0.281     |   |                                  | 0-0<br>1B BB<br>1B             | 1-0<br>L9-3<br>1B               |                               |                                  | 0-0<br>G4-3                  |                                  | 0-0<br>HR                    | 4 2 3 1 0 0 0                    |                              |                                  |                              |                                 |                               |                                  |                              |                                  |                                  |                                    |                                  |        |
| <b>Inning Stats</b>  | R: 0<br>E: 0<br>K: 2<br>S: 10                         | H: 1<br>LOB: 2<br>BB: 0<br>P: 13 | R: 0<br>E: 0<br>K: 1<br>S: 6   | H: 0<br>LOB: 0<br>BB: 0<br>P: 7 | R: 4<br>E: 0<br>K: 1<br>S: 11 | H: 4<br>LOB: 2<br>BB: 2<br>P: 22 | R: 0<br>E: 0<br>K: 1<br>S: 7 | H: 1<br>LOB: 0<br>BB: 0<br>P: 11 | R: 0<br>E: 0<br>K: 1<br>S: 8 | H: 0<br>LOB: 0<br>BB: 0<br>P: 11 | R: 0<br>E: 0<br>K: 1<br>S: 7 | H: 0<br>LOB: 0<br>BB: 0<br>P: 10 | R: 0<br>E: 0<br>K: 0<br>S: 4 | H: 0<br>LOB: 0<br>BB: 0<br>P: 4 | R: 1<br>E: 0<br>K: 1<br>S: 11 | H: 2<br>LOB: 1<br>BB: 0<br>P: 13 | R: 1<br>E: 0<br>K: 0<br>S: 7 | H: 2<br>LOB: 1<br>BB: 0<br>P: 12 | 1B: 8<br>2B: 1<br>3B: 1<br>HR: 1 | SF: 1<br>SAC: 0<br>DP: 1<br>HBP: 0 | WP: 0<br>PB: 1<br>SB: 2<br>CS: 0 | PA: 39 |
| <b>PITCHER</b>   | IP WLS BF H R ER SO BB IBB HBP BLK WP HR S P ERA WHIP |                                  |                                |                                 |                               |                                  |                              |                                  |                              |                                  |                              |                                  |                              |                                 |                               |                                  |                              |                                  |                                  |                                    |                                  |        |
| <b>Ricky Horton, L</b> (1, 1)<br>ERA: 4.82                   | 2.2 L 16 5 4 4 4 2 0 0 0 0 0 0 25 39 13.50 2.625      |                                  |                                |                                 |                               |                                  |                              |                                  |                              |                                  |                              |                                  |                              |                                 |                               |                                  |                              |                                  |                                  |                                    |                                  |        |
| <b>Ted Power, R</b> (3, 1)<br>ERA: 3.82                      | 3.1 10 1 0 0 3 0 0 0 0 0 0 0 24 35 0.00 0.300         |                                  |                                |                                 |                               |                                  |                              |                                  |                              |                                  |                              |                                  |                              |                                 |                               |                                  |                              |                                  |                                  |                                    |                                  |        |
| <b>Dan Quisenberry, R</b> (7, 1)<br>ERA: 2.41                | 3.0 13 4 2 2 1 0 0 0 0 0 0 1 22 29 6.00 1.333         |                                  |                                |                                 |                               |                                  |                              |                                  |                              |                                  |                              |                                  |                              |                                 |                               |                                  |                              |                                  |                                  |                                    |                                  |        |

**New York Mets @ St. Louis Cardinals**  
**Busch Stadium, St. Louis, MO**  
 Thu Sep 21 1989, 7:05 PM CDT  
 Att. 36,600 - Unknown - 73 F

livebaseballscorecards.com

|            |    |
|------------|----|
| <b>AB</b>  | 36 |
| <b>R</b>   | 6  |
| <b>H</b>   | 10 |
| <b>RBI</b> | 6  |
| <b>BB</b>  | 2  |
| <b>SO</b>  | 8  |
| <b>LOB</b> | 14 |





| Batter  | 1        | 2 | 3        | 4     | 5            | 6        | 7 | 8        | 9     | AB R H RBI BB SO LOB |
|---|----------|---|----------|-------|--------------|----------|---|----------|-------|----------------------|
| Vince Coleman, S (1, 7)<br>OBP: 0.318, SLG: 0.339   | 0-2 L4   |   |          | 1-3 K |              | 0-0 B5   |   |          | 2-3 K | 4 0 0 0 0 2 0        |
| Willie McGee, S (1, 8)<br>OBP: 0.275, SLG: 0.352    | 2-2 F9   |   |          | 2-3 K |              | 1-1 G4-3 |   |          | 1-3 K | 3 0 0 0 0 1 0        |
| Milt Thompson, L (8, 8)<br>OBP: 0.343, SLG: 0.395   |          |   |          |       |              |          |   |          |       | 1 0 0 0 0 1 0        |
| Pedro Guerrero, R (1, 3)<br>OBP: 0.387, SLG: 0.482  | 2-2 G6-3 |   |          | 2-3 K |              |          |   |          |       | 3 0 0 0 0 2 0        |
| Tom Brunansky, R (1, 9)<br>OBP: 0.316, SLG: 0.422   |          |   | 0-3 K    |       | 2-2 F9       |          |   | 0-0 P3   |       | 3 0 0 0 0 1 0        |
| Terry Pendleton, S (1, 5)<br>OBP: 0.310, SLG: 0.390 |          |   | 0-2 G5-3 |       | 1-1 1B 3B    |          |   | 0-0 G4-3 |       | 3 1 1 0 0 0 0        |
| José Oquendo, S (1, 4)<br>OBP: 0.372, SLG: 0.371    |          |   | 2-3 K    |       | 1-3 K        |          |   | 2-2 P4   |       | 3 0 0 0 0 2 1        |
| Todd Zeile, R (1, 2)<br>OBP: 0.318, SLG: 0.333      |          |   | 0-3 K    |       | 2-1 FC6-4 1B |          |   | 0-0 F9   |       | 3 0 1 1 0 1 0        |
| Ozzie Smith, S (1, 6)<br>OBP: 0.337, SLG: 0.366     |          |   | 1-2 G4-3 |       | 3-1 FC6-4    |          |   | 1-3 K    |       | 3 0 0 0 0 1 1        |
| Ricky Horton, L (1, 1)<br>OBP: 0.250, SLG: 0.333    |          |   | 3-3 K    |       | 2-1 G4-3     |          |   |          | 1-3 K | 0 0 0 0 0 0 0        |
| Ted Power, R (3, 1)<br>OBP: 0.091, SLG: 0.091       |          |   |          |       |              |          |   |          |       | 1 0 0 0 0 1 0        |
| Tony Peña, R (6, PH)<br>OBP: 0.317, SLG: 0.336      |          |   |          |       |              |          |   |          |       | 1 0 0 0 0 0 0        |
| Dan Quisenberry, R (7, 1)<br>OBP: 0.250, SLG: 0.250 |          |   |          |       |              |          |   |          |       | 0 0 0 0 0 0 0        |
| Jim Lindeman, R (9, PH)<br>OBP: 0.163, SLG: 0.133   |          |   |          |       |              |          |   |          |       | 1 0 0 0 0 1 0        |

| Inning Stats | R: 0   | H: 0  | R: 0   | H: 0 | R: 0   | H: 2  | R: 0   | H: 0  | R: 0   | H: 0 | R: 0   | H: 0 | R: 0   | H: 0 | R: 0   | H: 0  | 1B: 1  | SF: 0 | WP: 0  | PA: 29 |
|--------------|--------|-------|--------|------|--------|-------|--------|-------|--------|------|--------|------|--------|------|--------|-------|--------|-------|--------|--------|
| E: 0         | LOB: 0 | E: 0  | LOB: 0 | E: 0 | LOB: 1 | E: 0  | LOB: 0 | E: 0  | LOB: 0 | E: 0 | LOB: 0 | E: 0 | LOB: 0 | E: 0 | LOB: 0 | E: 0  | LOB: 0 | 2B: 0 | SAC: 0 | PB: 0  |
| K: 0         | BB: 0  | K: 2  | BB: 0  | K: 2 | BB: 0  | K: 3  | BB: 0  | K: 1  | BB: 0  | K: 1 | BB: 0  | K: 1 | BB: 0  | K: 3 | BB: 0  | K: 3  | BB: 0  | 3B: 1 | DP: 0  | SB: 0  |
| S: 11        | P: 15  | S: 10 | P: 12  | S: 9 | P: 13  | S: 11 | P: 16  | S: 14 | P: 23  | S: 5 | P: 8   | S: 5 | P: 6   | S: 7 | P: 10  | S: 11 | P: 15  | HR: 0 | HBP: 0 | CS: 0  |

| PITCHER                              | IP  | WLS | BF | H | R | ER | SO | BB | IBB | HBP | BLK | WP | HR | S  | P   | ERA  | WHIP  | PITCHER | IP | WLS | BF | H | R | ER | SO | BB | IBB | HBP | BLK | WP | HR | S | P | ERA | WHIP |
|--------------------------------------|-----|-----|----|---|---|----|----|----|-----|-----|-----|----|----|----|-----|------|-------|---------|----|-----|----|---|---|----|----|----|-----|-----|-----|----|----|---|---|-----|------|
| Sid Fernandez, L (1, 1)<br>ERA: 2.98 | 9.0 | W   | 29 | 2 | 1 | 1  | 13 | 0  | 0   | 0   | 0   | 0  | 0  | 83 | 118 | 1.00 | 0.222 |         |    |     |    |   |   |    |    |    |     |     |     |    |    |   |   |     |      |


**BOTTOM**

**New York Mets @ St. Louis Cardinals**  
 Busch Stadium, St. Louis, MO

Thu Sep 21 1989, 7:05 PM CDT  
 Att: 36,600 - Unknown - 73 F

[livebaseballscorecards.com](http://livebaseballscorecards.com)

|            |           |
|------------|-----------|
| <b>AB</b>  | <b>29</b> |
| <b>R</b>   | <b>1</b>  |
| <b>H</b>   | <b>2</b>  |
| <b>RBI</b> | <b>1</b>  |
| <b>BB</b>  | <b>0</b>  |
| <b>SO</b>  | <b>13</b> |
| <b>LOB</b> | <b>2</b>  |





| Batter  | 1                | 2                         | 3                  | 4                | 5                | 6                | 7                | 8                      | 9 |
|---|------------------|---------------------------|--------------------|------------------|------------------|------------------|------------------|------------------------|---|
| Gregg Jefferies, S<br>OBP: 0.315, SLG: 0.386<br>(1, 4)  | 1-2<br>G4-3<br>① |                           | 1-2<br>HR          |                  | 3-1<br>E<br>1B   |                  | 1-2<br>G6-3<br>① |                        |   |
| Juan Samuel, R<br>OBP: 0.310, SLG: 0.346<br>(1, 8)  | 4-1<br>2B<br>BB  |                           | 0-1<br>F8<br>①     |                  | 0-1<br>P4<br>②   |                  | 1-2<br>G6-3<br>② |                        |   |
| Howard Johnson, S<br>OBP: 0.369, SLG: 0.567<br>(1, 5)   | 0-1<br>1-H<br>2B |                           | 1-1<br>CS<br>1B    |                  | 2-1<br>1-3<br>1B |                  | 1-2<br>F7<br>③   |                        |   |
| Darryl Strawberry, L<br>OBP: 0.308, SLG: 0.459<br>(1, 9)  | 3-3<br>K         |                           | 0-3<br>K<br>②<br>③ |                  | 4-0<br>IBB       |                  | 2-0<br>E4<br>BB  |                        |   |
| Kevin McReynolds, R<br>OBP: 0.326, SLG: 0.447<br>(1, 7)   | 0-2<br>F9<br>③   |                           |                    | 0-3<br>K<br>①    | 0-1<br>F7<br>③   |                  | 0-1<br>L4<br>①   |                        |   |
| Dave Magadan, L<br>OBP: 0.367, SLG: 0.398<br>(1, 3)   |                  | 1-1<br>G4-3<br>G5-3<br>1B |                    | 1-0<br>G4-3<br>② |                  | 2-2<br>G3<br>①   |                  | 2-3<br>SAFE<br>K<br>②  |   |
| Barry Lyons, R<br>OBP: 0.282, SLG: 0.343<br>(1, 2)  |                  | 0-1<br>G5-3<br>①          |                    | 1-2<br>1B        |                  | 2-2<br>L7<br>②   |                  | 4-2<br>SAFE<br>BB<br>① |   |
| Keith Miller, R<br>OBP: 0.241, SLG: 0.304<br>Kevin Elster, R<br>OBP: 0.283, SLG: 0.353<br>(1, 6)<br>(8, 6)                  |                  | 0-2<br>G4-3<br>②          |                    | 1-1<br>G4-3<br>③ |                  | 2-2<br>G6-3<br>③ |                  | 3-3<br>BB<br>K<br>③    |   |
| Ron Darling, R<br>OBP: 0.151, SLG: 0.225<br>Mark Carreon, R<br>OBP: 0.325, SLG: 0.448<br>Randy Myers, L<br>(7, 1)<br>(8, 1) |                  | 3-2<br>G4-3<br>③          |                    |                  | 2-2<br>F7<br>①   |                  | 0-2<br>HR        |                        |   |

| Inning Stats | R: 1<br>E: 0<br>K: 1<br>S: 15 | H: 1<br>LOB: 1<br>BB: 1<br>P: 23 | R: 0<br>E: 0<br>K: 0<br>S: 13 | H: 1<br>LOB: 1<br>BB: 0<br>P: 17 | R: 1<br>E: 0<br>K: 1<br>S: 11 | H: 2<br>LOB: 1<br>BB: 0<br>P: 13 | R: 0<br>E: 0<br>K: 1<br>S: 11 | H: 1<br>LOB: 1<br>BB: 0<br>P: 14 | R: 0<br>E: 0<br>K: 0<br>S: 11 | H: 2<br>LOB: 3<br>BB: 1<br>P: 22 | R: 0<br>E: 0<br>K: 0<br>S: 12 | H: 0<br>LOB: 0<br>BB: 0<br>P: 18 | R: 1<br>E: 0<br>K: 0<br>S: 12 | H: 1<br>LOB: 0<br>BB: 0<br>P: 15 | R: 0<br>E: 1<br>K: 2<br>S: 12 | H: 0<br>LOB: 2<br>BB: 1<br>P: 23 |
|--------------|-------------------------------|----------------------------------|-------------------------------|----------------------------------|-------------------------------|----------------------------------|-------------------------------|----------------------------------|-------------------------------|----------------------------------|-------------------------------|----------------------------------|-------------------------------|----------------------------------|-------------------------------|----------------------------------|
|--------------|-------------------------------|----------------------------------|-------------------------------|----------------------------------|-------------------------------|----------------------------------|-------------------------------|----------------------------------|-------------------------------|----------------------------------|-------------------------------|----------------------------------|-------------------------------|----------------------------------|-------------------------------|----------------------------------|

| PITCHER                                   | IP  | WLS | BF | H | R | ER | SO | BB | IBB | HBP | BLK | WP | HR | S  | P   | ERA  | WHIP  |
|---|-----|-----|----|---|---|----|----|----|-----|-----|-----|----|----|----|-----|------|-------|
| Pascual Perez, R<br>ERA: 3.31<br>(1, 1)   | 6.0 |     | 26 | 7 | 2 | 2  | 3  | 1  | 1   | 0   | 0   | 0  | 1  | 73 | 107 | 3.00 | 1.333 |
| John Candelaria, L<br>ERA: 4.83<br>(7, 1) | 1.2 | L   | 8  | 1 | 1 | 1  | 1  | 1  | 0   | 0   | 0   | 0  | 1  | 21 | 32  | 5.40 | 1.200 |
| Tim Burke, R<br>ERA: 2.62<br>(8, 1)       | 0.1 |     | 1  | 0 | 0 | 0  | 1  | 0  | 0   | 0   | 0   | 0  | 0  | 3  | 6   | 0.00 | 0.000 |

| AB | R | H | RBI | BB | SO | LOB |
|----|---|---|-----|----|----|-----|
| 4  | 1 | 2 | 1   | 0  | 0  | 0   |
| 3  | 1 | 0 | 0   | 1  | 0  | 1   |
| 4  | 0 | 3 | 1   | 0  | 0  | 0   |
| 3  | 0 | 0 | 0   | 1  | 2  | 2   |
| 4  | 0 | 0 | 0   | 0  | 1  | 5   |
| 4  | 0 | 1 | 0   | 0  | 1  | 1   |
| 3  | 0 | 1 | 0   | 1  | 0  | 1   |
| 3  | 0 | 0 | 0   | 0  | 0  | 2   |
| 1  | 0 | 0 | 0   | 0  | 1  | 2   |
| 2  | 0 | 0 | 0   | 0  | 0  | 1   |
| 1  | 1 | 1 | 1   | 0  | 0  | 0   |
| 0  | 0 | 0 | 0   | 0  | 0  | 0   |

| WP | PA | 3B | SF | SAC | DP | HBP |
|----|----|----|----|-----|----|-----|
| 0  | 35 | 0  | 0  | 0   | 1  | 0   |

**Montreal Expos @ New York Mets**  
 Shea Stadium, Flushing, NY  
 Fri Sep 22 1989, 7:05 PM EDT  
 Att: 16,640 - Unknown - 72 F

livebaseballscorecards.com

|     |    |
|-----|----|
| AB  | 32 |
| R   | 3  |
| H   | 8  |
| RBI | 3  |
| BB  | 3  |
| SO  | 5  |
| LOB | 15 |



| Batter  | 1   | 2  | 3   | 4  | 5   | 6   | 7  | 8  | 9   | AB R H RBI BB SO LOB                                       | TOP                                     |                |   |
|---|---|--|---|--|---|---|--|--|---|--|---|----------------|---|
| <b>Tim Raines, S</b> (1, 7)<br>OBP: 0.397, SLG: 0.420<br>C<br>B<br>F<br>B<br>X  | 2-2<br>   |  | 4-2<br>   |  | 0-0<br>   | 4-2<br>   |  |  | 2-3<br>   | 3 1 1 0 2 1 0  |   |                |   |
| <b>Marquis Grissom, R</b> (1, 8)<br>OBP: 0.438, SLG: 0.404<br><b>Jim Dwyer, L</b> (6, PH)<br>OBP: 0.385, SLG: 0.397<br><b>Mike Fitzgerald, R</b> (6, PH)<br>OBP: 0.321, SLG: 0.394<br><b>Andy McGaffigan, R</b> (6, 1)<br>OBP: 1.000, SLG: 1.000<br><b>Gilberto Reyes, R</b> (8, 2) | 1-1<br>   |  | 1-2<br>   |  | 0-1<br>   | 0-0<br>   |  | 2-1<br>  | 3 0 0 0 0 0 3<br>0 0 0 0 0 0 0<br>1 0 0 0 0 0 3<br>0 0 0 0 0 0 0<br>1 0 0 0 0 0 0 |  |   |                |   |
| <b>Andres Galarraga, R</b> (1, 3)<br>OBP: 0.331, SLG: 0.434<br>X  | 0-0<br>   |  | 4-2<br>   |  | 3-2<br>   |   |  | 0-3<br>  | 1-0<br>   | 4 2 2 0 1 1 1  |   |                |   |
| <b>Hubie Brooks, R</b> (1, 9)<br>OBP: 0.305, SLG: 0.385<br>C<br>F<br>S  | 0-3<br>   |  | 0-0<br>   |  | 1-0<br>   |   |  | 4-2<br>  | 3-2<br>   | 3 2 2 4 1 1 1  |   |                |   |
| <b>Tim Wallach, R</b> (1, 5)<br>OBP: 0.344, SLG: 0.422<br><b>Tom Foley, L</b> (8, 5)<br>OBP: 0.308, SLG: 0.338<br>C<br>F<br>B<br>B<br>X   |   | 2-2<br>  | 0-3<br>   |  | 2-2<br>   |   |  |  | 3-1<br>   | 4 0 1 1 0 1 1<br>0 0 0 0 0 0 0                             |   |                |   |
| <b>Nelson Santovenia, R</b> (1, 2)<br>OBP: 0.309, SLG: 0.354<br><b>Joe Hesketh, R</b> (8, 1)<br>OBP: 1.000, SLG: 1.000<br>X   |   | 0-0<br>  |   | 2-2<br>  | 2-0<br>   |   |  | 2-2<br>  | 4 0 0 0 0 0 1<br>0 0 0 0 0 0 0  |  |   |                |   |
| <b>Junior Noboa, R</b> (1, 4)<br>OBP: 0.303, SLG: 0.281<br>C<br>B<br>X  |   | 1-1<br>  |   | 1-1<br>  |   | 1-1<br>   |  | 0-0<br>  | 4 0 0 0 0 0 0   |  |   |                |   |
| <b>Spike Owen, S</b> (1, 6)<br>OBP: 0.357, SLG: 0.341<br>B<br>C<br>X  |   |  | 2-1<br>   | 2-0<br>  |   | 1-3<br>   |  | 2-1<br>  | 4 1 2 0 0 1 1   |  |   |                |   |
| <b>Mark Langston, R</b> (1, 1)<br>OBP: 0.175, SLG: 0.210<br><b>Rich Thompson, R</b> (4, 1)<br><b>Mike Aldrete, L</b> (6, PH)<br>OBP: 0.316, SLG: 0.321<br><b>Dave Martinez, L</b> (6, 8)<br>OBP: 0.325, SLG: 0.385<br>B<br>L<br>1 SAFE<br>L<br>1 SAFE<br>S                          |   |  | 1-3<br>   | 0-1<br>  |   | 1-1<br>   |  | 2-1<br>  | 2 0 0 0 0 1 2<br>0 0 0 0 0 0 0<br>1 0 1 0 0 0 0<br>1 0 0 0 0 0 0                  |  |   |                |   |
| <b>Inning Stats</b>   | R: 0 H: 1<br>E: 0 LOB: 1<br>K: 1 BB: 0<br>S: 9 P: 12  | R: 0 H: 0<br>E: 0 LOB: 0<br>K: 0 BB: 0<br>S: 7 P: 10 | R: 4 H: 2<br>E: 0 LOB: 0<br>K: 2 BB: 2<br>S: 20 P: 32 | R: 0 H: 1<br>E: 0 LOB: 1<br>K: 0 BB: 0<br>S: 8 P: 13 | R: 2 H: 4<br>E: 0 LOB: 1<br>K: 0 BB: 0<br>S: 11 P: 19 | R: 0 H: 1<br>E: 1 LOB: 2<br>K: 1 BB: 1<br>S: 12 P: 19 | R: 0 H: 0<br>E: 0 LOB: 0<br>K: 1 BB: 1<br>S: 7 P: 14 | R: 0 H: 0<br>E: 0 LOB: 0<br>K: 0 BB: 0<br>S: 6 P: 10 | R: 0 H: 0<br>E: 1 LOB: 1<br>K: 1 BB: 0<br>S: 9 P: 16                              | 1B: 7 SF: 0<br>2B: 1 SAC: 0<br>3B: 0 DP: 3<br>HR: 1 HBP: 0 | WP: 1 PA: 39<br>PB: 0<br>SB: 0<br>CS: 0 |                |   |
| <b>PITCHER</b>  | IP WLS BF H R ER SO BB IBB HBP BLK WP HR S P ERA WHIP |  |   |  |   |   |  |  |   |  |   | <b>PITCHER</b> | IP WLS BF H R ER SO BB IBB HBP BLK WP HR S P ERA WHIP |
| <b>Frank Viola, L</b> (1, 1)<br>ERA: 3.79   | 5.0 W 24 8 6 6 3 2 0 0 0 1 1 55 86 10.80 2.000        |  |   |  |   |   |  |  |   |  |   |                |   |
| <b>Wally Whitehurst, R</b> (6, 1)<br>ERA: 5.25  | 0.1 4 1 0 0 1 1 0 0 0 0 0 0 11 18 0.00 6.000          |  |   |  |   |   |  |  |   |  |   |                |   |
| <b>Jeff Musselman, L</b> (6, 1)<br>ERA: 6.06  | 0.2 1 0 0 0 0 0 0 0 0 0 0 0 1 1 0.00 0.000            |  |   |  |   |   |  |  |   |  |   |                |   |
| <b>Jeff Innis, R</b> (7, 1)<br>ERA: 3.2   | 2.0 6 0 0 0 1 1 0 0 0 0 0 0 13 24 0.00 0.500          |  |   |  |   |   |  |  |   |  |   |                |   |
| <b>Julio Machado, R</b> (9, 1)<br>ERA: 1.29   | 1.0 4 0 0 0 1 0 0 0 0 0 0 0 9 16 0.00 0.000           |  |   |  |   |   |  |  |   |  |   |                |   |

**Montreal Expos @ New York Mets**

Shea Stadium, Flushing, NY

Sat Sep 23 1989, 3:33 AM EDT  
 Att. 36,844 - Overcast - 75 F

[livebaseballscorecards.com](http://livebaseballscorecards.com)

|     |    |
|-----|----|
| AB  | 35 |
| R   | 6  |
| H   | 9  |
| RBI | 5  |
| BB  | 4  |
| SO  | 6  |
| LOB | 13 |



BOTTOM

Montreal Expos @ New York Mets  
Shea Stadium, Flushing, NY  
Sat Sep 23 1989, 3:33 AM EDT  
Att. 36,844 - Overcast - 75 F

livebaseballscorecards.com

|     |    |
|-----|----|
| AB  | 39 |
| R   | 13 |
| H   | 15 |
| RBI | 13 |
| BB  | 4  |
| SO  | 8  |
| LOB | 21 |



|     |   |     |    |
|-----|---|-----|----|
| WP: | 0 | PA: | 45 |
| PB: | 0 | SB: | 0  |
| CS: | 1 |     |    |

|     |   |      |   |
|-----|---|------|---|
| 1B: | 8 | SF:  | 1 |
| 2B: | 4 | SAC: | 0 |
| 3B: | 0 | DP:  | 0 |
| HR: | 3 | HBP: | 1 |

|    |   |   |   |   |   |     |   |    |   |    |   |     |   |
|----|---|---|---|---|---|-----|---|----|---|----|---|-----|---|
| AB | 4 | R | 2 | H | 2 | RBI | 2 | BB | 0 | SO | 0 | LOB | 1 |
|    | 1 | 0 | 0 | 0 | 0 | 0   | 0 | 0  | 0 |    |   |     |   |

|   |   |   |   |   |   |   |   |  |  |  |  |  |  |
|---|---|---|---|---|---|---|---|--|--|--|--|--|--|
| 4 | 3 | 3 | 2 | 2 | 1 | 0 | 0 |  |  |  |  |  |  |
|---|---|---|---|---|---|---|---|--|--|--|--|--|--|

|   |   |   |   |   |   |   |  |  |  |  |  |  |  |
|---|---|---|---|---|---|---|--|--|--|--|--|--|--|
| 4 | 1 | 1 | 0 | 1 | 1 | 1 |  |  |  |  |  |  |  |
|---|---|---|---|---|---|---|--|--|--|--|--|--|--|

|   |   |   |   |   |   |   |  |  |  |  |  |  |  |
|---|---|---|---|---|---|---|--|--|--|--|--|--|--|
| 4 | 2 | 2 | 1 | 0 | 0 | 1 |  |  |  |  |  |  |  |
|---|---|---|---|---|---|---|--|--|--|--|--|--|--|

|   |   |   |   |   |   |   |  |  |  |  |  |  |  |
|---|---|---|---|---|---|---|--|--|--|--|--|--|--|
| 5 | 1 | 0 | 0 | 0 | 2 | 8 |  |  |  |  |  |  |  |
|---|---|---|---|---|---|---|--|--|--|--|--|--|--|

|   |   |   |   |   |   |   |  |  |  |  |  |  |  |
|---|---|---|---|---|---|---|--|--|--|--|--|--|--|
| 3 | 2 | 1 | 1 | 2 | 1 | 3 |  |  |  |  |  |  |  |
|---|---|---|---|---|---|---|--|--|--|--|--|--|--|

|   |   |   |   |   |   |   |  |  |  |  |  |  |  |
|---|---|---|---|---|---|---|--|--|--|--|--|--|--|
| 5 | 2 | 3 | 5 | 0 | 1 | 0 |  |  |  |  |  |  |  |
| 0 | 0 | 0 | 0 | 0 | 0 | 0 |  |  |  |  |  |  |  |

|   |   |   |   |   |   |   |  |  |  |  |  |  |  |
|---|---|---|---|---|---|---|--|--|--|--|--|--|--|
| 4 | 0 | 2 | 2 | 0 | 0 | 2 |  |  |  |  |  |  |  |
|---|---|---|---|---|---|---|--|--|--|--|--|--|--|

|   |   |   |   |   |   |   |   |  |  |  |  |  |  |
|---|---|---|---|---|---|---|---|--|--|--|--|--|--|
| 2 | 0 | 0 | 0 | 0 | 0 | 2 | 3 |  |  |  |  |  |  |
| 1 | 0 | 1 | 0 | 0 | 0 | 0 | 0 |  |  |  |  |  |  |
| 0 | 0 | 0 | 0 | 0 | 0 | 0 | 0 |  |  |  |  |  |  |
| 0 | 0 | 0 | 0 | 0 | 0 | 0 | 0 |  |  |  |  |  |  |
| 0 | 0 | 0 | 0 | 0 | 0 | 0 | 0 |  |  |  |  |  |  |
| 1 | 0 | 0 | 0 | 0 | 0 | 0 | 1 |  |  |  |  |  |  |
| 0 | 0 | 0 | 0 | 0 | 0 | 0 | 0 |  |  |  |  |  |  |
| 1 | 0 | 0 | 0 | 0 | 0 | 0 | 1 |  |  |  |  |  |  |

| Batter  | 1                  | 2                     | 3         | 4                      | 5         | 6                  | 7           | 8 | 9 |
|---|--------------------|-----------------------|-----------|------------------------|-----------|--------------------|-------------|---|---|
| Gregg Jefferies, S<br>OBP: 0.317, SLG: 0.395<br>Keith Miller, R<br>OBP: 0.239, SLG: 0.301   | 0-0<br>HR          |                       | 3-1<br>G4 | 2-2<br>2B              | 2-2<br>P7 |                    | 0-0<br>G1-3 |   |   |
| Mark Carreon, R<br>OBP: 0.345, SLG: 0.495   | 4-1<br>FC6-4<br>BB |                       | 2-2<br>L9 | 2-2<br>1B              |           | 3-2<br>1B<br>2B    | 1-2<br>HR   |   |   |
| Howard Johnson, S<br>OBP: 0.369, SLG: 0.565   | 1-3<br>K           |                       | 1-1<br>L9 | 4-0<br>1B<br>BB        |           | 2-2<br>HBP<br>2B   | 2-1<br>F9   |   |   |
| Kevin McReynolds, R<br>OBP: 0.328, SLG: 0.447   | 0-1<br>FC6-4       |                       |           | E6<br>1B               |           | 2-1<br>2B          | 1-2<br>1B   |   |   |
| Juan Samuel, R<br>OBP: 0.307, SLG: 0.342  | 0-0<br>G1-3        |                       |           | E8<br>1B               |           | 2-3<br>K           | 0-3<br>K    |   |   |
| Tim Teufel, R<br>OBP: 0.356, SLG: 0.332   |                    | 4-0<br>1B<br>CS<br>BB |           | 4-2<br>1B<br>SF8<br>BB | 0-1<br>HR | 2-3<br>K           | 2-0<br>F9   |   |   |
| Gary Carter, R<br>OBP: 0.248, SLG: 0.278<br>Julio Machado, R<br>(9, 1)  |                    | 3-1<br>1B             |           | 0-0<br>2B<br>1B        | 3-2<br>F7 | 0-0<br>1B<br>2B    | 1-3<br>K2-3 |   |   |
| Kevin Elster, R<br>OBP: 0.285, SLG: 0.357   |                    | 0-1<br>L9             |           | 3-1<br>SF8<br>1B       | 2-2<br>F9 | 0-1<br>FC6-4<br>1B | 1-2<br>2B   |   |   |
| Frank Viola, L<br>Tom O'Malley, L<br>Lou Thornton, L<br>Wally Whitelhurst, R<br>Jeff Musselman, L<br>Dave Magadan, L<br>Jeff Innis, R<br>Phil Lombardi, R |                    | 0-3<br>K              |           | 1-3<br>K               | 2-1<br>1B | 0-1<br>FC6-4       | 2-3<br>K    |   |   |

| Inning Stats | R: 1 | H: 1 | E: 0 | LOB: 1 | K: 1 | S: 9 | R: 0 | H: 1 | E: 0 | LOB: 1 | K: 1 | S: 7 | R: 0 | H: 0 | E: 0 | LOB: 0 | K: 0 | S: 7 | R: 6 | H: 4 | E: 3 | LOB: 2 | K: 1 | S: 26 | R: 1 | H: 2 | E: 0 | LOB: 1 | K: 0 | S: 15 | R: 4 | H: 4 | E: 0 | LOB: 1 | K: 2 | S: 19 | R: 1 | H: 2 | E: 0 | LOB: 1 | K: 1 | S: 12 | R: 0 | H: 1 | E: 0 | LOB: 1 | K: 2 | S: 11 |
|--------------|------|------|------|--------|------|------|------|------|------|--------|------|------|------|------|------|--------|------|------|------|------|------|--------|------|-------|------|------|------|--------|------|-------|------|------|------|--------|------|-------|------|------|------|--------|------|-------|------|------|------|--------|------|-------|
|--------------|------|------|------|--------|------|------|------|------|------|--------|------|------|------|------|------|--------|------|------|------|------|------|--------|------|-------|------|------|------|--------|------|-------|------|------|------|--------|------|-------|------|------|------|--------|------|-------|------|------|------|--------|------|-------|

| PITCHER                         | IP     | WLS | BF | H  | R | ER | SO | BB | IBB | HBP | BLK | WP | HR | S  | P  | ERA   | WHIP  |
|---------------------------------|--------|-----|----|----|---|----|----|----|-----|-----|-----|----|----|----|----|-------|-------|
| Mark Langston, L<br>ERA: 2.78   | (1, 1) | 3.2 | L  | 21 | 5 | 7  | 1  | 3  | 4   | 0   | 0   | 0  | 1  | 46 | 85 | 2.46  | 2.455 |
| Rich Thompson, R<br>ERA: 1.4    | (4, 1) | 1.1 |    | 7  | 3 | 1  | 0  | 0  | 0   | 0   | 0   | 0  | 1  | 18 | 26 | 6.75  | 2.250 |
| Andy McGaffigan, R<br>ERA: 4.63 | (6, 1) | 2.0 |    | 13 | 6 | 5  | 3  | 0  | 0   | 1   | 0   | 0  | 1  | 31 | 46 | 22.50 | 3.000 |
| Joe Hesketh, L<br>ERA: 6.15     | (8, 1) | 1.0 |    | 4  | 1 | 0  | 2  | 0  | 0   | 0   | 0   | 0  | 0  | 11 | 17 | 0.00  | 1.000 |

| Batter   | 1   | 2                                | 3                            | 4                                | 5                            | 6                               | 7                             | 8                                | 9                             | AB R H RBI BB SO LOB             | TOP                          |                                 |                              |                                  |                               |                                  |                               |                                  |                                  |                                    |                                  |        |  |  |  |  |  |
|--|---|----------------------------------|------------------------------|----------------------------------|------------------------------|---------------------------------|-------------------------------|----------------------------------|-------------------------------|----------------------------------|------------------------------|---------------------------------|------------------------------|----------------------------------|-------------------------------|----------------------------------|-------------------------------|----------------------------------|----------------------------------|------------------------------------|----------------------------------|--------|--|--|--|--|--|
| Dave Martinez, L (1, 8)<br>OBP: 0.326, SLG: 0.385      | 1-1<br>L4   |                                  |                              | 1-0<br>F8                        |                              | 2-2<br>G4-3                     |                               | 3-1<br>1B                        | 3-2<br>E S<br>1B              | 5 0 2 2 0 0 0                    |                              |                                 |                              |                                  |                               |                                  |                               |                                  |                                  |                                    |                                  |        |  |  |  |  |  |
| Mike Aldrete, L (1, 7)<br>OBP: 0.310, SLG: 0.313       | 1-3<br>K  |                                  |                              | 3-3<br>K                         |                              | 1-0<br>G5-3                     |                               | 2-2<br>F8                        | 2-3<br>K                      | 3 0 0 0 0 2 0                    |                              |                                 |                              |                                  |                               |                                  |                               |                                  |                                  |                                    |                                  |        |  |  |  |  |  |
| Nelson Santovenia, R (8, PH)<br>OBP: 0.308, SLG: 0.353 |   |                                  |                              |                                  |                              |                                 |                               |                                  |                               | 1 0 0 0 0 0 2                    |                              |                                 |                              |                                  |                               |                                  |                               |                                  |                                  |                                    |                                  |        |  |  |  |  |  |
| Rich Thompson, R (8, 1)                                |   |                                  |                              |                                  |                              |                                 |                               |                                  |                               | 0 0 0 0 0 0 0                    |                              |                                 |                              |                                  |                               |                                  |                               |                                  |                                  |                                    |                                  |        |  |  |  |  |  |
| Joe Hesketh, R (8, 1)<br>OBP: 0.500, SLG: 0.500        |   |                                  |                              |                                  |                              |                                 |                               |                                  |                               | 1 0 0 0 0 1 2                    |                              |                                 |                              |                                  |                               |                                  |                               |                                  |                                  |                                    |                                  |        |  |  |  |  |  |
| Tim Burke, R (9, 1)                                    |   |                                  |                              |                                  |                              |                                 |                               |                                  |                               | 0 0 0 0 0 0 0                    |                              |                                 |                              |                                  |                               |                                  |                               |                                  |                                  |                                    |                                  |        |  |  |  |  |  |
| Andres Galarraga, R (1, 3)<br>OBP: 0.331, SLG: 0.432   | 3-3<br>K  |                                  |                              | 2-2<br>G4-3                      |                              | 0-1<br>L4                       |                               |                                  | 2-2<br>1B<br>2B<br>1B         | 4 1 1 0 0 1 0                    |                              |                                 |                              |                                  |                               |                                  |                               |                                  |                                  |                                    |                                  |        |  |  |  |  |  |
| Hubie Brooks, R (1, 9)<br>OBP: 0.306, SLG: 0.386       |   | 2-2<br>L4                        |                              |                                  | 1-2<br>PB<br>E<br>G5-3<br>1B |                                 | 1-2<br>G6-3                   |                                  | 1-2<br>2B<br>1B<br>1B         | 4 2 2 0 0 0 0                    |                              |                                 |                              |                                  |                               |                                  |                               |                                  |                                  |                                    |                                  |        |  |  |  |  |  |
| Tim Wallach, R (1, 5)<br>OBP: 0.344, SLG: 0.422        |   | 0-1<br>G5-3                      |                              |                                  | 2-2<br>G5-3                  |                                 | 1-1<br>P2                     |                                  | 3-2<br>E<br>2B                | 4 1 1 1 0 0 1                    |                              |                                 |                              |                                  |                               |                                  |                               |                                  |                                  |                                    |                                  |        |  |  |  |  |  |
| Tom Foley, L (1, 4)<br>OBP: 0.308, SLG: 0.336          |   | 2-2<br>G6-3                      |                              |                                  | 4-0<br>E<br>BB               |                                 | 1-3<br>K                      |                                  | 1-3<br>K                      | 2 0 0 0 1 1 0                    |                              |                                 |                              |                                  |                               |                                  |                               |                                  |                                  |                                    |                                  |        |  |  |  |  |  |
| Zane Smith, L (7, 1)<br>OBP: 0.188, SLG: 0.219         |   |                                  |                              |                                  | 2-3<br>BB                    |                                 |                               |                                  |                               | 0 0 0 0 0 0 0                    |                              |                                 |                              |                                  |                               |                                  |                               |                                  |                                  |                                    |                                  |        |  |  |  |  |  |
| Marquis Grissom, R (8, 7)<br>OBP: 0.431, SLG: 0.396    |   |                                  |                              |                                  |                              |                                 |                               |                                  |                               | 1 0 0 0 0 1 2                    |                              |                                 |                              |                                  |                               |                                  |                               |                                  |                                  |                                    |                                  |        |  |  |  |  |  |
| Mike Fitzgerald, R (1, 2)<br>OBP: 0.320, SLG: 0.392    |   |                                  | 0-0<br>L6                    |                                  | 1 SAFE<br>P6                 |                                 | 0-0<br>G6-3                   |                                  | 0-0<br>E3<br>1B<br>1B         | 4 0 1 1 0 0 2                    |                              |                                 |                              |                                  |                               |                                  |                               |                                  |                                  |                                    |                                  |        |  |  |  |  |  |
| Otis Nixon, S (9, PR)<br>OBP: 0.306, SLG: 0.260        |   |                                  |                              |                                  |                              |                                 |                               |                                  | 2-H<br>3-H<br>4-0<br>1B<br>BB | 0 1 0 0 0 0 0                    |                              |                                 |                              |                                  |                               |                                  |                               |                                  |                                  |                                    |                                  |        |  |  |  |  |  |
| Spike Owen, S (9, 6)<br>OBP: 0.357, SLG: 0.341         |   |                                  |                              |                                  |                              |                                 |                               |                                  |                               | 0 0 0 0 0 0 0                    |                              |                                 |                              |                                  |                               |                                  |                               |                                  |                                  |                                    |                                  |        |  |  |  |  |  |
| Jeff Huson, L (1, 6)<br>OBP: 0.224, SLG: 0.229         |   |                                  | 2-0<br>F8                    |                                  | 2-2<br>E6                    |                                 | 0-2<br>G4-3                   |                                  | 4-0<br>S<br>1B<br>BB          | 3 0 0 0 0 0 1                    |                              |                                 |                              |                                  |                               |                                  |                               |                                  |                                  |                                    |                                  |        |  |  |  |  |  |
| Tim Raines, S (9, PH)<br>OBP: 0.398, SLG: 0.420        |   |                                  |                              |                                  | 1-2<br>3-H                   |                                 |                               |                                  |                               | 0 1 0 0 1 0 0                    |                              |                                 |                              |                                  |                               |                                  |                               |                                  |                                  |                                    |                                  |        |  |  |  |  |  |
| Gilberto Reyes, R (9, 2)                               |   |                                  |                              |                                  | 3-3<br>K                     |                                 |                               |                                  |                               | 0 0 0 0 0 0 0                    |                              |                                 |                              |                                  |                               |                                  |                               |                                  |                                  |                                    |                                  |        |  |  |  |  |  |
| Mark Gardner, R (1, 1)                                 |   |                                  |                              |                                  |                              |                                 |                               |                                  |                               | 2 0 0 0 0 2 2                    |                              |                                 |                              |                                  |                               |                                  |                               |                                  |                                  |                                    |                                  |        |  |  |  |  |  |
| Junior Noboa, R (7, 4)<br>OBP: 0.294, SLG: 0.273       |   |                                  |                              |                                  |                              |                                 |                               |                                  |                               | 1 0 0 0 0 0 0                    |                              |                                 |                              |                                  |                               |                                  |                               |                                  |                                  |                                    |                                  |        |  |  |  |  |  |
| Wallace Johnson, S (9, PH)<br>OBP: 0.317, SLG: 0.378   |   |                                  |                              |                                  |                              |                                 |                               |                                  |                               | 1 0 0 0 0 1 2                    |                              |                                 |                              |                                  |                               |                                  |                               |                                  |                                  |                                    |                                  |        |  |  |  |  |  |
| Rex Hudler, R (9, 4)<br>OBP: 0.278, SLG: 0.403         |   |                                  |                              |                                  |                              |                                 |                               |                                  |                               | 0 0 0 0 0 0 0                    |                              |                                 |                              |                                  |                               |                                  |                               |                                  |                                  |                                    |                                  |        |  |  |  |  |  |
| <b>Inning Stats</b>                                    | R: 0<br>E: 0<br>K: 2<br>S: 8                          | H: 0<br>LOB: 0<br>BB: 0<br>P: 13 | R: 0<br>E: 0<br>K: 0<br>S: 9 | H: 0<br>LOB: 0<br>BB: 0<br>P: 13 | R: 0<br>E: 0<br>K: 1<br>S: 5 | H: 0<br>LOB: 0<br>BB: 0<br>P: 8 | R: 0<br>E: 0<br>K: 1<br>S: 10 | H: 0<br>LOB: 0<br>BB: 0<br>P: 16 | R: 1<br>E: 1<br>K: 1<br>S: 14 | H: 1<br>LOB: 2<br>BB: 1<br>P: 27 | R: 0<br>E: 0<br>K: 0<br>S: 6 | H: 0<br>LOB: 0<br>BB: 0<br>P: 9 | R: 0<br>E: 0<br>K: 1<br>S: 8 | H: 0<br>LOB: 0<br>BB: 0<br>P: 11 | R: 0<br>E: 1<br>K: 0<br>S: 12 | H: 1<br>LOB: 2<br>BB: 0<br>P: 20 | R: 5<br>E: 1<br>K: 3<br>S: 24 | H: 5<br>LOB: 1<br>BB: 1<br>P: 41 | 1B: 6<br>2B: 1<br>3B: 0<br>HR: 0 | SF: 0<br>SAC: 0<br>DP: 0<br>HBP: 0 | WP: 0<br>PB: 1<br>SB: 2<br>CS: 0 | PA: 38 |  |  |  |  |  |
| <b>PITCHER</b>   | IP WLS BF H R ER SO BB IBB HBP BLK WP HR S P ERA WHIP |                                  |                              |                                  |                              |                                 |                               |                                  |                               |                                  |                              |                                 |                              |                                  |                               |                                  |                               |                                  |                                  |                                    |                                  |        |  |  |  |  |  |
| David Cone, R (1, 1)<br>ERA: 3.67                      | 7.2   |                                  | 28                           | 2                                | 1                            | 0                               | 6                             | 1                                | 0                             | 0                                | 0                            | 0                               | 0                            | 69                               | 112                           | 0.00                             | 0.391                         |                                  |                                  |                                    |                                  |        |  |  |  |  |  |
| Randy Myers, L (8, 1)<br>ERA: 2.4                      | 0.2   |                                  | 6                            | 4                                | 4                            | 4                               | 1                             | 0                                | 0                             | 0                                | 0                            | 0                               | 0                            | 18                               | 27                            | 54.00                            | 6.000                         |                                  |                                  |                                    |                                  |        |  |  |  |  |  |
| Julio Machado, R (9, 1)<br>ERA: 2.35                   | 0.2   | L                                | 4                            | 1                                | 1                            | 1                               | 2                             | 1                                | 0                             | 0                                | 0                            | 0                               | 0                            | 9                                | 19                            | 13.50                            | 3.000                         |                                  |                                  |                                    |                                  |        |  |  |  |  |  |

**Montreal Expos @ New York Mets**  
Shea Stadium, Flushing, NY  
Sun Sep 24 1989, 3:33 AM EDT  
Att. 36,769 - Sunny - 60 F

livebaseballscorecards.com

|     |    |
|-----|----|
| AB  | 36 |
| R   | 6  |
| H   | 7  |
| RBI | 4  |
| BB  | 2  |
| SO  | 9  |
| LOB | 14 |



**BOTTOM**

**Montreal Expos @ New York Mets**  
 Shea Stadium, Flushing, NY  
 Sun Sep 24 1989, 3:33 AM EDT  
 Att: 36,769 - Sunny - 60 F

livebaseballscorecards.com

|            |           |
|------------|-----------|
| <b>AB</b>  | <b>35</b> |
| <b>R</b>   | <b>5</b>  |
| <b>H</b>   | <b>6</b>  |
| <b>RBI</b> | <b>4</b>  |
| <b>BB</b>  | <b>7</b>  |
| <b>SO</b>  | <b>10</b> |
| <b>LOB</b> | <b>18</b> |



|       |        |
|-------|--------|
| WP: 0 | PA: 44 |
| PB: 1 |        |
| SB: 3 |        |
| CS: 0 |        |

AB R H RBI BB SO LOB

|   |   |   |   |   |   |   |
|---|---|---|---|---|---|---|
| 4 | 0 | 0 | 0 | 1 | 2 | 2 |
| 5 | 1 | 1 | 0 | 0 | 1 | 1 |
| 4 | 1 | 1 | 0 | 1 | 2 | 2 |
| 3 | 1 | 1 | 3 | 2 | 1 | 1 |
| 3 | 0 | 1 | 0 | 1 | 1 | 2 |
| 0 | 0 | 0 | 0 | 0 | 0 | 0 |
| 4 | 0 | 0 | 0 | 0 | 0 | 3 |
| 0 | 0 | 0 | 0 | 0 | 0 | 0 |
| 0 | 0 | 0 | 0 | 1 | 0 | 0 |
| 0 | 0 | 0 | 0 | 0 | 0 | 0 |
| 4 | 0 | 1 | 0 | 0 | 0 | 0 |
| 1 | 0 | 0 | 0 | 0 | 1 | 2 |
| 2 | 2 | 1 | 1 | 1 | 1 | 0 |
| 1 | 0 | 0 | 0 | 0 | 0 | 2 |
| 3 | 0 | 0 | 0 | 0 | 1 | 2 |
| 1 | 0 | 0 | 0 | 0 | 0 | 1 |

| Batter   | 1          | 2          | 3          | 4      | 5      | 6        | 7            | 8        | 9          |
|--|------------|------------|------------|--------|--------|----------|--------------|----------|------------|
| Gregg Jefferies, S<br>OBP: 0.316, SLG: 0.392<br>(1, 4)   | 2-2 G6-3   | 1-3 K      |            |        | 1-0 P3 |          | 1-3 K        | 4-0 IBB  |            |
| Keith Miller, R<br>OBP: 0.238, SLG: 0.297<br>(1, 8)  | 1-1 F9     |            | 3-3 K      |        | 1-2 P6 |          | 0-1 E4 HR 1B | 1-2 E8   |            |
| Howard Johnson, S<br>OBP: 0.369, SLG: 0.562<br>(1, 5)  | 3-3 K      |            | 1-1 L6     |        | 1-0    |          | 4-0 HR IBB   | 1-3 K    |            |
| Darryl Strawberry, L<br>OBP: 0.310, SLG: 0.464<br>(1, 9)   | 1 SAFE 4-0 |            | 4-0        |        | 3-3 K  |          | 1-2 HR       |          | 3-2 F9     |
| Mark Carreon, R<br>OBP: 0.355, SLG: 0.500<br>Juan Samuel, R<br>OBP: 0.307, SLG: 0.342<br>(1, 7) (9, PR)  | 2-2 F9     |            | 1 SAFE 3-1 |        | 1-2    |          | 2-0          |          | 4-1        |
| Dave Magadan, L<br>OBP: 0.363, SLG: 0.393<br>Randy Myers, L<br>OBP: 0.326, SLG: 0.329<br>Lou Thornton, L<br>OBP: 0.307, SLG: 0.342<br>(1, 3) (8, 1) (9, 1) (9, PH) (9, PR) |            | 2-2 G6-3   | 1-1 FC4    |        | 3-2 F7 |          | 0-0 G3       |          | 1 SAFE 4-1 |
| Barry Lyons, R<br>OBP: 0.281, SLG: 0.342<br>Kevin McReynolds, R<br>OBP: 0.328, SLG: 0.447<br>(1, 2) (9, PH)  |            | 2-2 HBP 1B |            | 0-1 P2 |        | 0-0 G5-3 |              | 0-2 G6-3 | 0-3 K      |
| Kevin Elster, R<br>OBP: 0.288, SLG: 0.364<br>Mackey Sasser, L<br>OBP: 0.309, SLG: 0.404<br>(1, 6) (9, PH)  |            | 2-0        | 1-3        |        | 1-3    |          | 1-1 HR       | 4-2 G6-3 | 1-1 FC6-4  |
| David Cone, L<br>OBP: 0.257, SLG: 0.264<br>Tim Teufel, R<br>OBP: 0.354, SLG: 0.330<br>(1, 1) (8, 3)  |            | 2-3 K      | 0-1 F8     |        | 0-1    |          | 0-1 L7       | 1-1 G6-3 |            |

| Inning Stats | R: 0 | H: 0 | E: 0 | K: 1 | S: 14 | H: 0 | LOB: 2 | BB: 1 | P: 26 | R: 0 | H: 1 | E: 0 | K: 2 | S: 12 | H: 0 | LOB: 2 | BB: 0 | P: 21 | R: 0 | H: 0 | E: 0 | K: 1 | S: 7 | H: 0 | LOB: 0 | BB: 0 | P: 8 | R: 0 | H: 1 | E: 0 | K: 1 | S: 10 | H: 0 | LOB: 0 | BB: 0 | P: 19 | R: 4 | H: 4 | E: 1 | K: 1 | S: 15 | H: 0 | LOB: 1 | BB: 1 | P: 24 | R: 1 | H: 0 | E: 1 | K: 1 | S: 14 | H: 0 | LOB: 2 | BB: 2 | P: 25 | R: 0 | H: 0 | E: 0 | K: 1 | S: 10 | H: 0 | LOB: 2 | BB: 2 | P: 22 | 1B: 3 | SF: 0 | 2B: 1 | SAC: 0 | 3B: 0 | DP: 0 | HR: 2 | HBP: 2 | WP: 0 | PA: 44 |
|--------------|------|------|------|------|-------|------|--------|-------|-------|------|------|------|------|-------|------|--------|-------|-------|------|------|------|------|------|------|--------|-------|------|------|------|------|------|-------|------|--------|-------|-------|------|------|------|------|-------|------|--------|-------|-------|------|------|------|------|-------|------|--------|-------|-------|------|------|------|------|-------|------|--------|-------|-------|-------|-------|-------|--------|-------|-------|-------|--------|-------|--------|
|--------------|------|------|------|------|-------|------|--------|-------|-------|------|------|------|------|-------|------|--------|-------|-------|------|------|------|------|------|------|--------|-------|------|------|------|------|------|-------|------|--------|-------|-------|------|------|------|------|-------|------|--------|-------|-------|------|------|------|------|-------|------|--------|-------|-------|------|------|------|------|-------|------|--------|-------|-------|-------|-------|-------|--------|-------|-------|-------|--------|-------|--------|

| PITCHER                                 | IP  | WLS | BF | H | R | ER | SO | BB | IBB | HBP | BLK | WP | HR | S  | P   | ERA   | WHIP  |
|---|-----|-----|----|---|---|----|----|----|-----|-----|-----|----|----|----|-----|-------|-------|
| Mark Gardner, R<br>ERA: 4.19<br>(1, 1)  | 6.2 |     | 30 | 4 | 3 | 3  | 8  | 2  | 1   | 2   | 0   | 0  | 1  | 75 | 127 | 4.05  | 0.900 |
| Zane Smith, L<br>ERA: 3.48<br>(7, 1)    | 0.1 |     | 3  | 2 | 1 | 1  | 0  | 0  | 0   | 0   | 0   | 0  | 1  | 5  | 8   | 27.00 | 6.000 |
| Rich Thompson, R<br>ERA: 1.37<br>(8, 1) | 0.2 |     | 5  | 0 | 1 | 0  | 0  | 1  | 1   | 0   | 0   | 0  | 0  | 11 | 21  | 0.00  | 1.500 |
| Joe Hesketh, L<br>ERA: 6.07<br>(8, 1)   | 0.2 | W   | 2  | 0 | 0 | 0  | 1  | 0  | 0   | 0   | 0   | 0  | 0  | 6  | 10  | 0.00  | 0.000 |
| Tim Burke, R<br>ERA: 2.6<br>(9, 1)      | 0.2 | S   | 4  | 0 | 0 | 0  | 1  | 1  | 1   | 0   | 0   | 0  | 0  | 7  | 16  | 0.00  | 1.500 |

| Batter   | 1  | 2   | 3   | 4   | 5  | 6   | 7   | 8   | 9   | AB R H RBI BB SO LOB   | TOP  |  |
|--|--|---|---|---|--|---|---|---|---|--|--|--|
| Lenny Dykstra, L (1, 8)<br>OBP: 0.316, SLG: 0.357  | 1-3<br>K   |   | 2-2<br>L7   |   |  | 3-2<br>G6-3   |   | 1-0<br>1B   |   | 0 1 0 0 0 0 0  |  |  |
| Tom Herr, S (1, 4)<br>OBP: 0.353, SLG: 0.366   | 1-0<br>L4  |   |   | 0-0<br>L7   |  | 1-2<br>F8   |   | 1-1<br>HR   |   | 4 1 1 2 0 0 0  |  |  |
| John Kruk, L (1, 7)<br>OBP: 0.368, SLG: 0.423<br>Roger McDowell, R (8, 1)<br>OBP: 0.333, SLG: 0.333  | 3-3<br>K   |   |   | 0-3<br>K  |  | 4-2<br>S<br>BB  |   | 0-3<br>K  |   | 3 0 0 0 1 3 0<br>0 0 0 0 0 0 0   |  |  |
| Ricky Jordan, R (1, 3)<br>OBP: 0.320, SLG: 0.414   |  | 1-2<br>P4   |   | 1-2<br>E<br>1B  |  | 3-2<br>G3-1   |   |   | 2-2<br>E4<br>3-1<br>1B  | 4 0 2 0 0 0 1  |  |  |
| Von Hayes, L (1, 9)<br>OBP: 0.377, SLG: 0.454  |  | 0-3<br>K  |   | 1-1<br>E3   |  |   | 1-3<br>K  |   | 2-2<br>3-1  | 4 0 0 0 0 2 2  |  |  |
| Dickie Thon, R (1, 6)<br>OBP: 0.318, SLG: 0.422  |  | 0-0<br>6-3  |   | 3-2<br>P3   |  |   | 0-0<br>6-3  |   | 1-3<br>K  | 4 0 0 0 0 1 3  |  |  |
| Charlie Hayes, R (1, 5)<br>OBP: 0.275, SLG: 0.388  |  |   | 1-2<br>F8   |   | 2-1<br>F8  |   | 0-0<br>6-3  |   | 0-0<br>F8   | 4 0 0 0 0 0 1  |  |  |
| Darren Daulton, L (1, 2)<br>OBP: 0.303, SLG: 0.310<br>Bob Dernier, R (8, PH)<br>OBP: 0.227, SLG: 0.220 (8, 7)                                      |  |   | 1-3<br>K  |   | 1-3<br>K   |   |   | 2-1<br>CS<br>1B   |   | 2 0 0 0 0 2 0<br>1 0 1 0 0 0 0   |  |  |
| Pat Combs, L (1, 1)<br>OBP: 0.100, SLG: 0.200<br>Randy Ready, R (8, PH)<br>OBP: 0.370, SLG: 0.414<br>Tom Nieto, R (8, 2)<br>OBP: 0.375, SLG: 0.167 |  |   | 0-2<br>2B   |   | 0-3<br>K   |   |   | 1-1<br>6-3  |   | 2 0 1 0 0 1 0<br>1 0 0 0 0 0 1<br>0 0 0 0 0 0 0                        |  |  |
| <b>Inning Stats</b>  | R: 0<br>E: 0<br>K: 2<br>S: 7<br>H: 0<br>LOB: 0<br>BB: 0<br>P: 12 | R: 0<br>E: 0<br>K: 1<br>S: 8<br>H: 0<br>LOB: 0<br>BB: 0<br>P: 9 | R: 0<br>E: 0<br>K: 1<br>S: 14<br>H: 1<br>LOB: 1<br>BB: 0<br>P: 18 | R: 0<br>E: 1<br>K: 1<br>S: 12<br>H: 1<br>LOB: 2<br>BB: 0<br>P: 17 | R: 0<br>E: 0<br>K: 2<br>S: 9<br>H: 0<br>LOB: 0<br>BB: 0<br>P: 12 | R: 0<br>E: 0<br>K: 0<br>S: 18<br>H: 0<br>LOB: 1<br>BB: 1<br>P: 29 | R: 0<br>E: 0<br>K: 1<br>S: 8<br>H: 0<br>LOB: 0<br>BB: 0<br>P: 9 | R: 2<br>E: 0<br>K: 1<br>S: 10<br>H: 3<br>LOB: 0<br>BB: 0<br>P: 15 | R: 0<br>E: 1<br>K: 1<br>S: 12<br>H: 1<br>LOB: 1<br>BB: 0<br>P: 17 | 1B: 4<br>2B: 1<br>3B: 0<br>HR: 1<br>SF: 0<br>SAC: 0<br>DP: 0<br>HBP: 0 | WP: 0<br>PB: 0<br>SB: 1<br>CS: 1<br>PA: 34 |  |
| <b>PITCHER</b>   | IP WLS BF H R ER SO BB IBB HBP BLK WP HR S P ERA WHIP            |   |   |   |  |   |   |   |   |  |  |  |
| Bob Ojeda, L (1, 1)<br>ERA: 3.47   | 8.0 L 30 5 2 2 9 1 0 0 0 0 0 1 86 121 2.25 0.750                 |   |   |   |  |   |   |   |   |  |  |  |
| Julio Machado, R (9, 1)<br>ERA: 2.08   | 1.0 4 1 0 0 1 0 0 0 0 0 0 0 12 17 0.00 1.000                     |   |   |   |  |   |   |   |   |  |  |  |

Philadelphia Phillies @ New York Mets  
Shea Stadium, Flushing, NY  
Mon Sep 25 1989, 7:05 PM EDT  
Att. 18,001 - Unknown - 62 F

livebaseballscorecards.com

|     |    |
|-----|----|
| AB  | 29 |
| R   | 2  |
| H   | 5  |
| RBI | 2  |
| BB  | 1  |
| SO  | 9  |
| LOB | 8  |







| Batter   | 1   | 2  | 3  | 4   | 5  | 6   | 7  | 8   | 9   | AB R H RBI BB SO LOB   | TOP                                     |  |
|--|---|--|--|---|--|---|--|---|---|--|---|--|
| Lenny Dykstra, L (1, 8)<br>OBP: 0.315, SLG: 0.358<br>Jeff Parrett, R (8, 1)  | 3-3 ①<br>K  |  | 3-3 ③<br>K   |   |  | 3-2 ①<br>F6   |  | 0-0<br>2B   |   | 0 0 0 0 0 0<br>0 0 0 0 0 0                                       |   |  |
| Bob Dernier, R (1, 9)<br>OBP: 0.228, SLG: 0.216  | 4-2<br>BB   |  |  | 0-1 ①<br>G5-3                                       |  | 1-2 ②<br>G6-3   |  | 1-0 ③<br>P4   |   | 3 0 0 0 1 0 1  |   |  |
| Randy Ready, R (1, 7)<br>OBP: 0.365, SLG: 0.407  | 3-2 ②<br>F7   |  |  | 3-1 ②<br>P6   |  | 2-1 ③<br>F7   |  | 0-2 ①<br>P4   |   | 4 0 0 0 0 0 1  |   |  |
| Ricky Jordan, R (1, 3)<br>OBP: 0.317, SLG: 0.411   | 2-0 ③<br>F8   |  |  | 1-0 ③<br>L7   |  | 1-0 ①<br>G6-3   |  | 0-0 ②<br>L7   |   | 4 0 0 0 0 0 1  |   |  |
| Dickie Thon, R (1, 6)<br>OBP: 0.320, SLG: 0.422  |   |  | 1-3 ①<br>K   |   | 4-1<br>1B<br>BB                                      |   | 2-3 ②<br>K   |   | 1-0<br>1B   | 3 0 1 0 1 2 0  |   |  |
| Charlie Hayes, R (1, 5)<br>OBP: 0.278, SLG: 0.388  |   |  | 3-1 ②<br>F7  |   | 1-1<br>1B  |   | 4-2<br>BB  |   | 0-0 ③<br>L8   | 3 0 1 0 1 0 1  |   |  |
| Darren Daulton, L (1, 2)<br>OBP: 0.301, SLG: 0.307   |   |  | 3-3 ③<br>K   |   | 0-1 ①<br>L9  |   | 0-1 ③<br>F9  |   |   | 3 0 0 0 0 1 3  |   |  |
| Tom Barrett, S (1, 4)<br>OBP: 0.280, SLG: 0.250  |   |  |  | 1-1 ①<br>G6-3                                       |  | 0-0 ②<br>F9   |  | 1-3 ①<br>K  |   | 3 0 0 0 0 1 2  |   |  |
| Jason Grimsley, R (1, 1)<br>Steve Stanicek, R (5, PH)<br>OBP: 0.143, SLG: 0.143<br>Don Carman, L (5, 1)<br>OBP: 0.029, SLG: 0.029<br>Steve Jeltz, S (8, PH)<br>OBP: 0.361, SLG: 0.345 (8, 8) |   |  | 1-3 ②<br>K   |   | 2-3 ③<br>K   |   | 0-3 ②<br>K   |   |   | 1 0 0 0 0 1 0<br>1 0 0 0 0 1 2<br>0 0 0 0 0 0 0<br>1 0 0 0 0 1 0 |   |  |
| <b>Inning Stats</b>  | R: 0 H: 0<br>E: 0 LOB: 1<br>K: 1 BB: 1<br>S: 9 P: 21  | R: 0 H: 0<br>E: 0 LOB: 0<br>K: 2 BB: 0<br>S: 9 P: 16 | R: 0 H: 0<br>E: 0 LOB: 0<br>K: 2 BB: 0<br>S: 9 P: 14 | R: 0 H: 0<br>E: 0 LOB: 0<br>K: 0 BB: 0<br>S: 5 P: 9 | R: 0 H: 1<br>E: 0 LOB: 2<br>K: 1 BB: 1<br>S: 9 P: 16 | R: 0 H: 0<br>E: 0 LOB: 0<br>K: 0 BB: 0<br>S: 10 P: 16 | R: 0 H: 0<br>E: 0 LOB: 1<br>K: 1 BB: 1<br>S: 8 P: 15 | R: 0 H: 1<br>E: 0 LOB: 1<br>K: 2 BB: 0<br>S: 10 P: 12 | R: 0 H: 1<br>E: 0 LOB: 1<br>K: 0 BB: 0<br>S: 6 P: 7 | 1B: 2 SF: 0<br>2B: 1 SAC: 0<br>3B: 0 DP: 0<br>HR: 0 HBP: 0       | WP: 0 PA: 33<br>PB: 0<br>SB: 0<br>CS: 0 |  |
| <b>PITCHER</b><br>Sid Fernandez, L (1, 1)<br>ERA: 2.85   | IP WLS BF H R ER SO BB IBB HBP BLK WP HR S P ERA WHIP | 9.0 W 33 3 0 0 9 3 0 0 0 0 0 75 126 0.00 0.667       |  |   |  |   |  |   |   |  |   |  |

Philadelphia Phillies @ New York Mets  
Shea Stadium, Flushing, NY  
Tue Sep 26 1989, 7:05 PM EDT  
Att. 17,385 - Unknown - 60 F

livebaseballscorecards.com

|     |    |
|-----|----|
| AB  | 26 |
| R   | 0  |
| H   | 2  |
| RBI | 0  |
| BB  | 3  |
| SO  | 7  |
| LOB | 11 |



| Batter   | 1                             | 2               | 3                                 | 4                                 | 5 | 6           | 7                  | 8 | 9 | AB | R | H | RBI | BB | SO | LOB |
|--|-------------------------------|-----------------|-----------------------------------|-----------------------------------|---|-------------|--------------------|---|---|----|---|---|-----|----|----|-----|
| Keith Miller, R<br>OBP: 0.254, SLG: 0.300<br>(1, 6)<br>BB<br>C<br>X<br>(8, 4)  | 2-1<br>FC4-6<br>1B            | 4-1<br>BB       |                                   | 4-1<br>E<br>BB                    |   |             | 3-3<br>K           |   |   | 2  | 0 | 1 | 0   | 2  | 1  | 0   |
| Lou Thornton, L<br>OBP: 0.143, SLG: 0.143<br>(1, 9)<br>S<br>X  | 0-1<br>FC4-6<br>FC6-4<br>1-2f | 3-1<br>G4-3     |                                   | 0-0<br>E4<br>G1-6-3<br>1-2<br>3-H |   |             | 1-1<br>G6-3<br>1B  |   |   | 4  | 0 | 1 | 1   | 0  | 0  | 4   |
| Gregg Jefferies, S<br>OBP: 0.315, SLG: 0.389<br>Kevin Elster, R<br>OBP: 0.287, SLG: 0.363<br>(1, 4)<br>SAFE<br>1<br>SAFE<br>(8, 6)<br>SAFE<br>SAFE<br>F<br>X | 2-2<br>FC6-4<br>BB<br>1-2f    |                 | 4-2<br>2B<br>G6-3<br>BB           | 0-2<br>G1-6-3<br>1-2f             |   |             | 1-2<br>G6-3<br>1-3 |   |   | 3  | 1 | 0 | 0   | 1  | 0  | 4   |
| Howard Johnson, S<br>OBP: 0.369, SLG: 0.562<br>(1, 5)<br>SAFE<br>SAFE<br>SAFE<br>SAFE<br>SAFE<br>SAFE<br>SAFE<br>SAFE<br>SAFE<br>SAFE                        | 4-0<br>BB<br>1-2              |                 | 1-1<br>G6-3<br>FC3-2<br>1-3<br>2B |                                   |   | 2-3<br>K    | 2-2<br>L8          |   |   | 3  | 0 | 1 | 0   | 1  | 1  | 1   |
| Juan Samuel, R<br>OBP: 0.303, SLG: 0.337<br>(1, 8)<br>SAFE<br>SAFE<br>SAFE<br>SAFE<br>SAFE<br>SAFE<br>SAFE<br>SAFE<br>SAFE<br>SAFE                           | 2-3<br>K                      |                 | 2-1<br>G6-3<br>2-3<br>3-H         |                                   |   | 1-2<br>G6-3 | 0-3<br>K           |   |   | 4  | 0 | 0 | 1   | 0  | 2  | 3   |
| Dave Magadan, L<br>OBP: 0.358, SLG: 0.387<br>(1, 3)<br>SAFE<br>SAFE<br>SAFE<br>SAFE<br>SAFE<br>SAFE<br>SAFE<br>SAFE<br>SAFE<br>SAFE                          |                               | 2-1<br>G3       | 0-1<br>FC3-2                      |                                   |   | 2-2<br>G6-3 | 0-1<br>G4-3        |   |   | 4  | 0 | 0 | 0   | 0  | 0  | 1   |
| Mark Carreon, R<br>OBP: 0.359, SLG: 0.500<br>(1, 7)<br>SAFE<br>SAFE<br>SAFE<br>SAFE<br>SAFE<br>SAFE<br>SAFE<br>SAFE<br>SAFE<br>SAFE                          |                               | 3-2<br>2B<br>1B | 1-0<br>F4                         |                                   |   | 1-3<br>K    | 3-2<br>1B<br>1B    |   |   | 4  | 1 | 2 | 0   | 0  | 1  | 1   |
| Mackey Sasser, L<br>OBP: 0.308, SLG: 0.400<br>(1, 2)<br>SAFE<br>SAFE<br>SAFE<br>SAFE<br>SAFE<br>SAFE<br>SAFE<br>SAFE<br>SAFE<br>SAFE                         |                               | 0-0<br>F8       |                                   | 0-0<br>E1<br>WP<br>SH2-4<br>E     |   | 1-3<br>K    | 0-2<br>1B          |   |   | 4  | 1 | 1 | 0   | 0  | 1  | 1   |
| Sid Fernandez, L<br>OBP: 0.232, SLG: 0.299<br>(1, 1)<br>SAFE<br>SAFE<br>SAFE<br>SAFE<br>SAFE<br>SAFE<br>SAFE<br>SAFE<br>SAFE<br>SAFE                         |                               | 0-1<br>2B       |                                   | 0-0<br>SH2-4                      |   | 1-3<br>K    | 2-3<br>K           |   |   | 3  | 0 | 1 | 1   | 0  | 2  | 2   |

| Inning Stats | R: 0 | H: 1 | E: 0 | K: 10 | S: 10 | LOB: 2 | BB: 1 | P: 20 | R: 1 | H: 2 | E: 0 | K: 12 | S: 12 | LOB: 2 | BB: 1 | P: 24 | R: 1 | H: 1 | E: 0 | K: 0 | S: 9 | LOB: 1 | BB: 1 | P: 17 | R: 1 | H: 0 | E: 2 | K: 0 | S: 7 | LOB: 1 | BB: 1 | P: 11 | R: 0 | H: 0 | E: 0 | K: 1 | S: 10 | LOB: 0 | BB: 0 | P: 14 | R: 0 | H: 0 | E: 0 | K: 3 | S: 10 | LOB: 0 | BB: 0 | P: 13 | R: 0 | H: 1 | E: 0 | K: 1 | S: 14 | LOB: 1 | BB: 0 | P: 21 | R: 0 | H: 2 | E: 0 | K: 2 | S: 14 | LOB: 2 | BB: 0 | P: 19 |
|--------------|------|------|------|-------|-------|--------|-------|-------|------|------|------|-------|-------|--------|-------|-------|------|------|------|------|------|--------|-------|-------|------|------|------|------|------|--------|-------|-------|------|------|------|------|-------|--------|-------|-------|------|------|------|------|-------|--------|-------|-------|------|------|------|------|-------|--------|-------|-------|------|------|------|------|-------|--------|-------|-------|
|--------------|------|------|------|-------|-------|--------|-------|-------|------|------|------|-------|-------|--------|-------|-------|------|------|------|------|------|--------|-------|-------|------|------|------|------|------|--------|-------|-------|------|------|------|------|-------|--------|-------|-------|------|------|------|------|-------|--------|-------|-------|------|------|------|------|-------|--------|-------|-------|------|------|------|------|-------|--------|-------|-------|


| PITCHER                                  | IP  | WLS | BF | H | R | ER | SO | BB | IBB | HBP | BLK | WP | HR | S  | P  | ERA  | WHIP  |
|--|-----|-----|----|---|---|----|----|----|-----|-----|-----|----|----|----|----|------|-------|
| Jason Grimsley, R<br>ERA: 5.89<br>(1, 1) | 4.0 | L   | 21 | 4 | 3 | 2  | 1  | 4  | 0   | 0   | 0   | 1  | 0  | 38 | 72 | 4.50 | 2.000 |
| Don Carman, L<br>ERA: 5.24<br>(5, 1)     | 3.0 |     | 10 | 1 | 0 | 0  | 5  | 0  | 0   | 0   | 0   | 0  | 0  | 33 | 48 | 0.00 | 0.333 |
| Jeff Parrett, R<br>ERA: 2.94<br>(8, 1)   | 1.0 |     | 5  | 2 | 0 | 0  | 2  | 0  | 0   | 0   | 0   | 0  | 0  | 14 | 19 | 0.00 | 2.000 |

**BOTTOM**

**Philadelphia Phillies @ New York Mets**  
Shea Stadium, Flushing, NY

Tue Sep 26 1989, 7:05 PM EDT  
Att: 17,385 - Unknown - 60 F

AB 31  
R 3  
H 7  
RBI 3  
BB 4  
SO 8  
LOB 17



WP: 1 PA: 36  
PB: 0  
SB: 0  
CS: 0

livebaseballscorecards.com

| Batter   | 1   | 2   | 3   | 4   | 5   | 6   | 7   | 8   | 9   | AB  | R   | H   | RBI   | BB  | SO  | LOB   | TOP   |   |   |   |   |   |   |   |
|--|---|---|---|---|---|---|---|---|---|---|---|---|---|---|---|---|---|---|---|---|---|---|---|---|
| <b>Curt Ford, L</b> (1, 8)<br><small>OBP: 0.301, SLG: 0.297</small><br><b>Randy Ready, R</b> (8, PH)<br><small>OBP: 0.364, SLG: 0.406</small><br><b>Jeff Parrett, R</b> (8, 1)<br><small>OBP: 0.342, SLG: 0.426</small><br><b>Dwayne Murphy, L</b> (9, 7)<br><small>OBP: 0.342, SLG: 0.426</small> | 1-0<br>G4-3   | 2-3<br>K  |   | 2-2<br>F9   |   | 0-3<br>K  |   | 2-3<br>K  |   | 4   | 0   | 0   | 0   | 0   | 2   | 3   |   |   |   |   |   |   |   |   |
| <b>Tom Herr, S</b> (1, 4)<br><small>OBP: 0.352, SLG: 0.364</small>   | 4-2<br>2B<br>E<br>BB  | 1-2<br>L4   |   |   | 3-3<br>K  | 2-2<br>G4-1   |   |   | 1-0<br>G4-3   | 4   | 1   | 0   | 0   | 1   | 1   | 2   |   |   |   |   |   |   |   |   |
| <b>John Kruk, L</b> (1, 7)<br><small>OBP: 0.369, SLG: 0.426</small><br><b>Roger McDowell, R</b> (9, 1)<br><small>OBP: 0.333, SLG: 0.333</small>  | 0-0<br>E7<br>PB<br>HR<br>2B   |   | 2-0<br>FC5-4<br>1B  |   | 3-2<br>G1-3   |   | 3-1<br>F7   | 2-0<br>F7   | 5   | 1   | 2   | 0   | 0   | 0   | 0   | 0   |   |   |   |   |   |   |   |   |
| <b>Ricky Jordan, R</b> (1, 3)<br><small>OBP: 0.316, SLG: 0.409</small>   | 2-3<br>K  |   | 0-0<br>FC5-4<br>WP<br>1-2f  |   | 0-1<br>E<br>1B<br>1B  |   | 2-1<br>G6-3   | 2-1<br>G6-3   | 5   | 1   | 1   | 0   | 0   | 1   | 2   |   |   |   |   |   |   |   |   |   |
| <b>Von Hayes, L</b> (1, 9)<br><small>OBP: 0.377, SLG: 0.460</small>  | 0-0<br>HR   |   | 2-3<br>K  |   | 2-1<br>E<br>1B<br>1B  |   | 1-3<br>K  |   | 4   | 2   | 2   | 2   | 0   | 2   | 1   |   |   |   |   |   |   |   |   |   |
| <b>Charlie Hayes, R</b> (1, 5)<br><small>OBP: 0.275, SLG: 0.382</small>  | 3-2<br>F8   |   | 3-2<br>F9   |   | 0-0<br>E5<br>1B<br>1-2<br>2-3   |   |   | 0-0<br>G5-3   | 4   | 0   | 0   | 0   | 0   | 0   | 3   |   |   |   |   |   |   |   |   |   |
| <b>Darren Daulton, L</b> (1, 2)<br><small>OBP: 0.303, SLG: 0.309</small>   |   | 2-3<br>K  |   | 3-2<br>F8   | 2-0<br>1-3<br>2-H<br>3-H<br>1B  |   |   | 3-2<br>F8<br>E<br>1B  | 4   | 0   | 2   | 2   | 0   | 1   | 0   |   |   |   |   |   |   |   |   |   |
| <b>Steve Jeltz, S</b> (1, 6)<br><small>OBP: 0.362, SLG: 0.345</small>  |   | 4-1<br>E<br>BB  |   | 1-2<br>SH3-4<br>1B  | 1-2<br>G6-3   |   |   | 1-2<br>FC6  | 3   | 0   | 1   | 0   | 1   | 0   | 3   |   |   |   |   |   |   |   |   |   |
| <b>Ken Howell, R</b> (1, 1)<br><small>OBP: 0.132, SLG: 0.123</small><br><b>Steve Stanicek, R</b> (8, PH)<br><small>OBP: 0.125, SLG: 0.125</small><br><b>Bob Dernier, R</b> (8, 8)<br><small>OBP: 0.228, SLG: 0.216</small>   |   | 0-0<br>E5   |   | 0-0<br>SH3-4  | 0-2<br>G4-3   |   |   | 3-1<br>F8   | 2   | 0   | 0   | 0   | 0   | 0   | 1   |   |   |   |   |   |   |   |   |   |
| <b>Inning Stats</b>  | R: 3<br>E: 1<br>K: 1<br>S: 13   | H: 2<br>LOB: 0<br>BB: 1<br>P: 23  | R: 0<br>E: 1<br>K: 2<br>S: 11   | H: 0<br>LOB: 2<br>BB: 1<br>P: 20  | R: 0<br>E: 0<br>K: 1<br>S: 8  | H: 1<br>LOB: 1<br>BB: 0<br>P: 15  | R: 0<br>E: 0<br>K: 0<br>S: 14   | H: 1<br>LOB: 1<br>BB: 0<br>P: 20  | R: 2<br>E: 1<br>K: 1<br>S: 16   | H: 3<br>LOB: 2<br>BB: 0<br>P: 27  | R: 0<br>E: 0<br>K: 1<br>S: 9  | H: 0<br>LOB: 0<br>BB: 0<br>P: 11  | R: 0<br>E: 0<br>K: 1<br>S: 7  | H: 0<br>LOB: 0<br>BB: 0<br>P: 13  | R: 0<br>E: 1<br>K: 1<br>S: 12   | H: 1<br>LOB: 2<br>BB: 0<br>P: 21  | R: 0<br>E: 0<br>K: 0<br>S: 4  | H: 0<br>LOB: 0<br>BB: 0<br>P: 9   | 1B: 6<br>2B: 1<br>3B: 0<br>HR: 1  | SF: 0<br>SAC: 1<br>DP: 0<br>HBP: 0  | WP: 1<br>PB: 1<br>SB: 0<br>CS: 0  | PA: 40  |   |   |
| <b>PITCHER</b>   | IP<br>WLS<br>BF<br>H<br>R<br>ER<br>SO<br>BB<br>IBB<br>HBP<br>BLK<br>WP<br>HR<br>S<br>P<br>ERA<br>WHIP | IP<br>WLS<br>BF<br>H<br>R<br>ER<br>SO<br>BB<br>IBB<br>HBP<br>BLK<br>WP<br>HR<br>S<br>P<br>ERA<br>WHIP | IP<br>WLS<br>BF<br>H<br>R<br>ER<br>SO<br>BB<br>IBB<br>HBP<br>BLK<br>WP<br>HR<br>S<br>P<br>ERA<br>WHIP | IP<br>WLS<br>BF<br>H<br>R<br>ER<br>SO<br>BB<br>IBB<br>HBP<br>BLK<br>WP<br>HR<br>S<br>P<br>ERA<br>WHIP | IP<br>WLS<br>BF<br>H<br>R<br>ER<br>SO<br>BB<br>IBB<br>HBP<br>BLK<br>WP<br>HR<br>S<br>P<br>ERA<br>WHIP | IP<br>WLS<br>BF<br>H<br>R<br>ER<br>SO<br>BB<br>IBB<br>HBP<br>BLK<br>WP<br>HR<br>S<br>P<br>ERA<br>WHIP | IP<br>WLS<br>BF<br>H<br>R<br>ER<br>SO<br>BB<br>IBB<br>HBP<br>BLK<br>WP<br>HR<br>S<br>P<br>ERA<br>WHIP | IP<br>WLS<br>BF<br>H<br>R<br>ER<br>SO<br>BB<br>IBB<br>HBP<br>BLK<br>WP<br>HR<br>S<br>P<br>ERA<br>WHIP | IP<br>WLS<br>BF<br>H<br>R<br>ER<br>SO<br>BB<br>IBB<br>HBP<br>BLK<br>WP<br>HR<br>S<br>P<br>ERA<br>WHIP | IP<br>WLS<br>BF<br>H<br>R<br>ER<br>SO<br>BB<br>IBB<br>HBP<br>BLK<br>WP<br>HR<br>S<br>P<br>ERA<br>WHIP | IP<br>WLS<br>BF<br>H<br>R<br>ER<br>SO<br>BB<br>IBB<br>HBP<br>BLK<br>WP<br>HR<br>S<br>P<br>ERA<br>WHIP | IP<br>WLS<br>BF<br>H<br>R<br>ER<br>SO<br>BB<br>IBB<br>HBP<br>BLK<br>WP<br>HR<br>S<br>P<br>ERA<br>WHIP | IP<br>WLS<br>BF<br>H<br>R<br>ER<br>SO<br>BB<br>IBB<br>HBP<br>BLK<br>WP<br>HR<br>S<br>P<br>ERA<br>WHIP | IP<br>WLS<br>BF<br>H<br>R<br>ER<br>SO<br>BB<br>IBB<br>HBP<br>BLK<br>WP<br>HR<br>S<br>P<br>ERA<br>WHIP | IP<br>WLS<br>BF<br>H<br>R<br>ER<br>SO<br>BB<br>IBB<br>HBP<br>BLK<br>WP<br>HR<br>S<br>P<br>ERA<br>WHIP | IP<br>WLS<br>BF<br>H<br>R<br>ER<br>SO<br>BB<br>IBB<br>HBP<br>BLK<br>WP<br>HR<br>S<br>P<br>ERA<br>WHIP | IP<br>WLS<br>BF<br>H<br>R<br>ER<br>SO<br>BB<br>IBB<br>HBP<br>BLK<br>WP<br>HR<br>S<br>P<br>ERA<br>WHIP | IP<br>WLS<br>BF<br>H<br>R<br>ER<br>SO<br>BB<br>IBB<br>HBP<br>BLK<br>WP<br>HR<br>S<br>P<br>ERA<br>WHIP | IP<br>WLS<br>BF<br>H<br>R<br>ER<br>SO<br>BB<br>IBB<br>HBP<br>BLK<br>WP<br>HR<br>S<br>P<br>ERA<br>WHIP | IP<br>WLS<br>BF<br>H<br>R<br>ER<br>SO<br>BB<br>IBB<br>HBP<br>BLK<br>WP<br>HR<br>S<br>P<br>ERA<br>WHIP | IP<br>WLS<br>BF<br>H<br>R<br>ER<br>SO<br>BB<br>IBB<br>HBP<br>BLK<br>WP<br>HR<br>S<br>P<br>ERA<br>WHIP | IP<br>WLS<br>BF<br>H<br>R<br>ER<br>SO<br>BB<br>IBB<br>HBP<br>BLK<br>WP<br>HR<br>S<br>P<br>ERA<br>WHIP | IP<br>WLS<br>BF<br>H<br>R<br>ER<br>SO<br>BB<br>IBB<br>HBP<br>BLK<br>WP<br>HR<br>S<br>P<br>ERA<br>WHIP | IP<br>WLS<br>BF<br>H<br>R<br>ER<br>SO<br>BB<br>IBB<br>HBP<br>BLK<br>WP<br>HR<br>S<br>P<br>ERA<br>WHIP |

Philadelphia Phillies @ New York Mets  
Shea Stadium, Flushing, NY  
Wed Sep 27 1989, 7:05 PM EDT  
Att. 18,666 - Unknown

livebaseballscorecards.com

|     |    |
|-----|----|
| AB  | 37 |
| R   | 5  |
| H   | 8  |
| RBI | 4  |
| BB  | 2  |
| SO  | 8  |
| LOB | 19 |





New York Mets @ Pittsburgh Pirates  
 Three Rivers Stadium, Pittsburgh, PA

Fri Sep 29 1989, 7:05 PM EDT  
 Unknown - 60 F

livebaseballscorecards.com

|     |    |
|-----|----|
| AB  | 38 |
| R   | 6  |
| H   | 12 |
| RBI | 6  |
| BB  | 3  |
| SO  | 7  |
| LOB | 19 |



| Batter  | 1   | 2   | 3  | 4   | 5  | 6   | 7   | 8  | 9   | AB R H RBI BB SO LOB  | TOP                                     |
|---|---|---|--|---|--|---|---|--|---|---|---|
| <b>Gregg Jefferies, S</b> (1, 4)<br>OBP: 0.316, SLG: 0.394  | 1-0<br>L1   |   | 1-0<br>P4  |   | 1-0<br>HR  | 4-0<br>IBB  |   |  | 0-2<br>1B<br>1B                                       | 4 2 2 1 1 0 0   |   |
| <b>Keith Miller, R</b> (1, 9)<br>OBP: 0.267, SLG: 0.310   | 1-2<br>G3   |   | 0-0<br>FC6<br>1B                                     |   | 2-0<br>1B<br>FC4-6<br>1B                             | 1-1<br>G3   |   |  | 1-0<br>F9<br>1B<br>1B                                 | 5 2 3 0 0 0 2   |   |
| <b>Dave Magadan, L</b> (1, 3)<br>OBP: 0.363, SLG: 0.394   | 4-1<br>1B<br>BB   |   | 0-0<br>FC6<br>1-2f                                   |   | 1-0<br>1-3<br>FC4-6<br>1B                            |   | 2-1<br>E6   |  | 1-2<br>1-2<br>2-H<br>1B<br>1B                         | 4 0 2 1 1 0 1   |   |
| <b>Howard Johnson, S</b> (1, 5)<br>OBP: 0.366, SLG: 0.556   | 2-1<br>1-2<br>1B  |   |  | 2-3<br>K  | 1-0<br>FC4-6<br>CS<br>1-2f<br>3-H                    |   | 1-0<br>P2   |  | 1-3<br>K  | 5 0 1 1 0 2 4   |   |
| <b>Kevin McReynolds, R</b> (1, 7)<br>OBP: 0.324, SLG: 0.445   | 1-0<br>P3   |   |  | 1-0<br>HR   | 0-0<br>P3  |   | 0-3<br>K  |  | 0-1<br>F9<br>2-3                                      | 5 1 1 1 0 1 6   |   |
| <b>Juan Samuel, R</b> (1, 8)<br>OBP: 0.304, SLG: 0.336  |   | 0-0<br>P3   |  | 1-3<br>K  | 1-0<br>CS<br>1-2                                     | 4-2<br>1B<br>FC4<br>BB                                | 3-3<br>K  |  | 1-1<br>1-2<br>3-H<br>1B                               | 4 1 1 1 1 2 1   |   |
| <b>Barry Lyons, R</b> (1, 2)<br>OBP: 0.283, SLG: 0.340<br><b>Phil Lombardi, R</b> (4, PR)<br>OBP: 0.271, SLG: 0.295                                   |   | 0-2<br>G6-3   |  | 1-0<br>1B<br>HBP                                      |  | 1-2<br>FC4<br>1B                                      |   | 3-1<br>F8  | 1-0<br>P4   | 1 0 0 0 0 0 0<br>3 0 1 0 0 0 2                              |   |
| <b>Kevin Elster, R</b> (1, 6)<br>OBP: 0.287, SLG: 0.367   |   | 0-2<br>F9   |  | 1-0<br>FC4<br>1B                                      | 1-2<br>FC4<br>SH1-3                                  |   | 0-2<br>FC4<br>SH1-3                                   | 2-3<br>K   |   | 4 0 1 1 0 1 1   |   |
| <b>Frank Viola, L</b> (1, 1)<br>OBP: 0.167, SLG: 0.130  |   |   | 3-3<br>K   | 0-0<br>FC4  | 1-0<br>SH1-3   |   | 1-1<br>G6-3   |  |   | 3 0 0 0 0 1 2   |   |
| <b>Inning Stats</b>   | R: 0 H: 1<br>E: 0 LOB: 2<br>K: 0 BB: 1<br>S: 9 P: 18  | R: 0 H: 0<br>E: 0 LOB: 0<br>K: 0 BB: 0<br>S: 8 P: 8                     | R: 0 H: 1<br>E: 0 LOB: 1<br>K: 1 BB: 0<br>S: 6 P: 10 | R: 1 H: 2<br>E: 0 LOB: 2<br>K: 2 BB: 0<br>S: 10 P: 16 | R: 2 H: 3<br>E: 0 LOB: 0<br>K: 0 BB: 0<br>S: 6 P: 11 | R: 1 H: 1<br>E: 0 LOB: 2<br>K: 0 BB: 2<br>S: 13 P: 23 | R: 0 H: 0<br>E: 1 LOB: 1<br>K: 2 BB: 0<br>S: 10 P: 16 | R: 0 H: 0<br>E: 0 LOB: 0<br>K: 1 BB: 0<br>S: 7 P: 13 | R: 2 H: 4<br>E: 0 LOB: 2<br>K: 1 BB: 0<br>S: 16 P: 21 | 1B: 10 SF: 0<br>2B: 0 SAC: 1<br>3B: 0 DP: 0<br>HR: 2 HBP: 1 | WP: 0 PA: 44<br>PB: 0<br>SB: 0<br>CS: 1 |
| <b>PITCHER</b><br><b>Randy Kramer, R</b> (1, 1)<br>ERA: 3.96<br><b>Doug Bair, R</b> (6, 1)<br>ERA: 2.34<br><b>Stan Belinda, R</b> (8, 1)<br>ERA: 4.32 | IP WLS BF H R ER SO BB IBB HBP BLK WP HR S P ERA WHIP<br>5.2 L 27 8 4 4 3 2 0 1 0 0 0 2 50 79 6.35 1.765<br>1.1 6 0 0 0 2 0 1 0 0 0 0 0 12 23 0.00 0.000<br>2.0 10 4 2 2 2 0 0 0 0 0 0 0 23 34 9.00 2.000 | <b>PITCHER</b><br>IP WLS BF H R ER SO BB IBB HBP BLK WP HR S P ERA WHIP |  |   |  |   |   |  |   |   |   |

| Batter   | 1    | 2                    | 3    | 4          | 5    | 6 | 7  | 8  | 9    | AB | R | H | RBI | BB | SO | LOB |
|--|------|----------------------|------|------------|------|---|----|----|------|----|---|---|-----|----|----|-----|
| John Cangelosi, S<br>OBP: 0.371, SLG: 0.274<br>(1, 7)  | F7   | FC5-4                |      |            | G5-3 |   | P6 |    |      | 4  | 0 | 0 | 0   | 0  | 0  | 2   |
| Jay Bell, R<br>OBP: 0.308, SLG: 0.349<br>(1, 6)        | F9   |                      | G6-3 |            | P4   |   |    | K  |      | 4  | 0 | 0 | 0   | 0  | 1  | 0   |
| Billy Hatcher, R<br>OBP: 0.277, SLG: 0.307<br>(1, 8)   | G1-3 |                      |      | G4-3<br>1B | K    |   |    | K  |      | 4  | 0 | 1 | 0   | 0  | 2  | 0   |
| Bobby Bonilla, S<br>OBP: 0.355, SLG: 0.493<br>(1, 3)   |      | E7<br>1B<br>SF<br>1B | G4-3 |            |      | K |    | P3 |      | 4  | 1 | 1 | 0   | 0  | 1  | 1   |
| R.J. Reynolds, S<br>OBP: 0.334, SLG: 0.381<br>(1, 9)   |      |                      |      |            | G5-3 |   |    |    | P4   | 4  | 0 | 0 | 0   | 0  | 1  | 1   |
| Jeff King, R<br>OBP: 0.267, SLG: 0.365<br>(1, 5)       |      |                      |      |            | G4-3 |   |    |    | K    | 4  | 1 | 2 | 0   | 0  | 1  | 0   |
| Jose Lind, R<br>OBP: 0.281, SLG: 0.291<br>(1, 4)       |      | SF<br>1B             |      |            |      |   |    |    | G4-3 | 3  | 0 | 1 | 1   | 0  | 0  | 1   |
| Dann Bilardello, R<br>OBP: 0.237, SLG: 0.338<br>(1, 2) |      |                      |      |            |      |   |    |    |      | 3  | 0 | 1 | 0   | 0  | 0  | 2   |
| Randy Kramer, R<br>OBP: 0.152, SLG: 0.182<br>(1, 1)    |      |                      |      |            |      |   |    |    |      | 2  | 0 | 1 | 1   | 0  | 1  | 2   |
| Doug Bair, R<br>OBP: 0.200, SLG: 0.400<br>(6, 1)       |      |                      |      |            |      |   |    |    |      | 0  | 0 | 0 | 0   | 0  | 0  | 0   |
| Albert Hall, S<br>OBP: 0.167, SLG: 0.276<br>(7, PH)    |      |                      |      |            |      |   |    |    |      | 1  | 0 | 0 | 0   | 0  | 1  | 0   |
| Stan Belinda, R<br>(8, 1)                              |      |                      |      |            |      |   |    |    |      | 0  | 0 | 0 | 0   | 0  | 0  | 0   |

|   |                              |                                 |                               |                                  |                              |                                 |                              |                                  |                              |                                  |                              |                                  |                              |                                 |                              |                                  |                              |                                  |                                  |                                    |                                  |        |
|---|------------------------------|---------------------------------|-------------------------------|----------------------------------|------------------------------|---------------------------------|------------------------------|----------------------------------|------------------------------|----------------------------------|------------------------------|----------------------------------|------------------------------|---------------------------------|------------------------------|----------------------------------|------------------------------|----------------------------------|----------------------------------|------------------------------------|----------------------------------|--------|
| <b>Inning Stats</b>                                     | R: 0<br>E: 0<br>K: 0<br>S: 7 | H: 0<br>LOB: 0<br>BB: 0<br>P: 8 | R: 2<br>E: 2<br>K: 1<br>S: 18 | H: 3<br>LOB: 2<br>BB: 0<br>P: 22 | R: 0<br>E: 0<br>K: 0<br>S: 5 | H: 1<br>LOB: 0<br>BB: 0<br>P: 7 | R: 0<br>E: 0<br>K: 1<br>S: 8 | H: 2<br>LOB: 2<br>BB: 0<br>P: 11 | R: 0<br>E: 0<br>K: 1<br>S: 8 | H: 0<br>LOB: 0<br>BB: 0<br>P: 13 | R: 0<br>E: 0<br>K: 1<br>S: 8 | H: 1<br>LOB: 1<br>BB: 0<br>P: 14 | R: 0<br>E: 0<br>K: 1<br>S: 6 | H: 0<br>LOB: 0<br>BB: 0<br>P: 8 | R: 0<br>E: 0<br>K: 2<br>S: 9 | H: 0<br>LOB: 0<br>BB: 0<br>P: 13 | R: 0<br>E: 0<br>K: 1<br>S: 7 | H: 0<br>LOB: 0<br>BB: 0<br>P: 10 | 1B: 7<br>2B: 0<br>3B: 0<br>HR: 0 | SF: 1<br>SAC: 0<br>DP: 1<br>HBP: 0 | WP: 0<br>PB: 0<br>SB: 0<br>CS: 0 | PA: 34 |
| <b>PITCHER</b><br>Frank Viola, L<br>ERA: 3.66<br>(1, 1) | IP<br>9.0                    | WLS<br>W                        | BF<br>34                      | H<br>7                           | R<br>2                       | ER<br>0                         | SO<br>8                      | BB<br>0                          | IBB<br>0                     | HBP<br>0                         | BLK<br>0                     | WP<br>0                          | HR<br>0                      | S<br>76                         | P<br>106                     | ERA<br>0.00                      | WHIP<br>0.778                |                                  |                                  |                                    |                                  |        |


**BOTTOM**

**New York Mets @ Pittsburgh Pirates**  
Three Rivers Stadium, Pittsburgh, PA

Fri Sep 29 1989, 7:05 PM EDT  
Unknown - 60 F

livebaseballscorecards.com

|            |           |
|------------|-----------|
| <b>AB</b>  | <b>33</b> |
| <b>R</b>   | <b>2</b>  |
| <b>H</b>   | <b>7</b>  |
| <b>RBI</b> | <b>2</b>  |
| <b>BB</b>  | <b>0</b>  |
| <b>SO</b>  | <b>8</b>  |
| <b>LOB</b> | <b>9</b>  |







**BOTTOM**

**New York Mets @ Pittsburgh Pirates**  
 Three Rivers Stadium, Pittsburgh, PA

Fri Sep 29 1989, 7:05 PM EDT  
 Att: 16,734 - Unknown - 55 F

[livebaseballscorecards.com](http://livebaseballscorecards.com)

|            |           |
|------------|-----------|
| <b>AB</b>  | <b>30</b> |
| <b>R</b>   | <b>0</b>  |
| <b>H</b>   | <b>3</b>  |
| <b>RBI</b> | <b>0</b>  |
| <b>BB</b>  | <b>5</b>  |
| <b>SO</b>  | <b>10</b> |
| <b>LOB</b> | <b>17</b> |



|       |        |
|-------|--------|
| WP: 0 | PA: 35 |
| PB: 0 |        |
| SB: 1 |        |
| CS: 0 |        |

AB R H RBI BB SO LOB

|   |   |   |   |   |   |   |
|---|---|---|---|---|---|---|
| 2 | 0 | 0 | 0 | 2 | 1 | 2 |
| 3 | 0 | 0 | 0 | 1 | 1 | 1 |
| 4 | 0 | 0 | 0 | 0 | 0 | 3 |
| 0 | 0 | 0 | 0 | 0 | 0 | 0 |
| 3 | 0 | 1 | 0 | 1 | 1 | 0 |
| 4 | 0 | 0 | 0 | 0 | 1 | 3 |
| 4 | 0 | 2 | 0 | 0 | 0 | 0 |
| 3 | 0 | 0 | 0 | 1 | 1 | 2 |
| 3 | 0 | 0 | 0 | 0 | 3 | 2 |
| 1 | 0 | 0 | 0 | 0 | 1 | 2 |
| 0 | 0 | 0 | 0 | 0 | 0 | 0 |
| 1 | 0 | 0 | 0 | 0 | 0 | 0 |

Batter 1 2 3 4 5 6 7 8 9

|   |                       |                    |                        |                                 |                    |                  |                       |  |
|---|-----------------------|--------------------|------------------------|---------------------------------|--------------------|------------------|-----------------------|--|
| Albert Hall, S (1, 9)<br>OBP: 0.206, SLG: 0.258<br>FBBBBS<br>G3-1 S BB  |                       |                    | 2-3 K<br>FBSBS         |                                 | 1-1 G6-3<br>BFX    |                  | 4-2 BB BB<br>BCCCFBBB |  |
| Jay Bell, R (1, 6)<br>OBP: 0.307, SLG: 0.345<br>B1SAFE<br>FSAFE   | 1-0 F8<br>F           |                    | 1-3 K<br>CSB           |                                 | 2-2 P3<br>FBBX     |                  | 4-1 BB BB<br>CBBB     |  |
| Andy Van Slyke, L (1, 8)<br>OBP: 0.310, SLG: 0.373<br>Dom Taylor, R (9, 1)  | 3-1 G3-1<br>FBBB<br>X |                    | 3-2 L9<br>BFFBS<br>X   |                                 | 2-1 G3-1<br>BFBX   |                  | 0-0 F9<br>X           |  |
| Bobby Bonilla, S (1, 5)<br>OBP: 0.356, SLG: 0.493   | 4-2 BB<br>FBBBBS<br>B |                    | 2-3 K<br>CFFB          |                                 | 1-1 G3-1<br>BFX    |                  | 1-1 1B 1B<br>SBBX     |  |
| Barry Bonds, L (1, 7)<br>OBP: 0.352, SLG: 0.427   | 1-3 K<br>CFFS         |                    | 1-1 G3-1<br>BFFBS<br>X |                                 | 0-0 P5<br>X        |                  | 3-2 P5<br>CFFB        |  |
| Benny Distefano, L (1, 3)<br>OBP: 0.329, SLG: 0.333   |                       | 0-1 G6-3<br>FX     |                        | 1-2 BB 1B<br>SSSB<br>X          |                    | 0-0 F9<br>X      | 0-0 1B<br>X           |  |
| Michael LaValliere, L (1, 2)<br>OBP: 0.408, SLG: 0.402  |                       | 3-3 K<br>CFFB<br>C |                        | 4-2 BB BB<br>BFFC<br>FSAFE<br>B |                    | 2-0 G4-3<br>BFBX | 0-0 F7<br>X           |  |
| Rafael Belliard, R (1, 4)<br>OBP: 0.253, SLG: 0.240<br>Billy Hatcher, R (9, PH)<br>OBP: 0.276, SLG: 0.306   |                       | 0-3 K<br>CFFB<br>F |                        | 0-3 K<br>CFFS<br>FSAFE          |                    |                  | 0-3 K<br>CFFS         |  |
| Jeff Robinson, R (1, 1)<br>OBP: 0.229, SLG: 0.314<br>R.J. Reynolds, S (5, PH)<br>OBP: 0.333, SLG: 0.380<br>Rick Reed, R (6, 1)<br>OBP: 0.200, SLG: 0.077<br>John Cangelosi, S (8, PH)<br>OBP: 0.369, SLG: 0.272 |                       |                    | 0-0 G5-3<br>X          |                                 | 2-3 K<br>BFFB<br>F |                  | 1-0 G1-3<br>BFX       |  |

|                     |   |   |  |  |   |  |   |   |   |
|---------------------|---|---|--|--|---|--|---|---|---|
| <b>Inning Stats</b> | R: 0 H: 0<br>E: 0 LOB: 2<br>K: 1 BB: 2<br>S: 11 P: 24 | R: 0 H: 0<br>E: 0 LOB: 0<br>K: 2 BB: 0<br>S: 12 P: 15 | R: 0 H: 0<br>E: 0 LOB: 0<br>K: 2 BB: 0<br>S: 7 P: 10 | R: 0 H: 0<br>E: 0 LOB: 0<br>K: 1 BB: 0<br>S: 8 P: 14 | R: 0 H: 1<br>E: 0 LOB: 2<br>K: 2 BB: 1<br>S: 15 P: 23 | R: 0 H: 0<br>E: 0 LOB: 0<br>K: 0 BB: 0<br>S: 7 P: 12 | R: 0 H: 0<br>E: 0 LOB: 0<br>K: 0 BB: 0<br>S: 3 P: 5 | R: 0 H: 0<br>E: 0 LOB: 2<br>K: 1 BB: 2<br>S: 10 P: 19 | R: 0 H: 2<br>E: 0 LOB: 2<br>K: 1 BB: 0<br>S: 14 P: 18 |
|---------------------|---|---|--|--|---|--|---|---|---|

|  |        |       |       |     |     |      |       |      |       |       |       |      |      |      |       |          |            |
|--|--------|-------|-------|-----|-----|------|-------|------|-------|-------|-------|------|------|------|-------|----------|------------|
| PITCHER<br>David Cone, R (1, 1)<br>ERA: 3.52 | IP 9.0 | WLS W | BF 35 | H 3 | R 0 | ER 0 | SO 10 | BB 5 | IBB 0 | HBP 0 | BLK 0 | WP 0 | HR 0 | S 87 | P 140 | ERA 0.00 | WHIP 0.889 |
|--|--------|-------|-------|-----|-----|------|-------|------|-------|-------|-------|------|------|------|-------|----------|------------|

| Batter   | 1   | 2                                | 3                            | 4                                | 5                             | 6                                | 7                            | 8                               | 9                            | 10                               | 11                           | AB R H RBI BB SO LOB   | TOP   |                                 |                              |                                 |                              |                                  |                              |                                  |                               |                                  |                                  |                                    |                                  |        |  |  |  |  |
|--|---|----------------------------------|------------------------------|----------------------------------|-------------------------------|----------------------------------|------------------------------|---------------------------------|------------------------------|----------------------------------|------------------------------|--|---|---------------------------------|------------------------------|---------------------------------|------------------------------|----------------------------------|------------------------------|----------------------------------|-------------------------------|----------------------------------|----------------------------------|------------------------------------|----------------------------------|--------|--|--|--|--|
| Gregg Jefferies, S<br>OBP: 0.315, SLG: 0.394<br>(1, 4)           | 1-3<br>K  |                                  | 1-2<br>G6-4-3                |                                  | 2-0<br>P6                     |                                  |                              | 0-1<br>P5                       |                              |                                  | 0-0<br>1B<br>2B              | 5 1 1 0 0 1 2  |   |                                 |                              |                                 |                              |                                  |                              |                                  |                               |                                  |                                  |                                    |                                  |        |  |  |  |  |
| Juan Samuel, R<br>OBP: 0.303, SLG: 0.335<br>(8, 1)               | 2-2<br>G5-3   |                                  | 2-2<br>S<br>HBP              |                                  |                               | 1-0<br>F8                        |                              | 0-1<br>F7                       |                              |                                  | 1-0<br>1B<br>2B<br>1B        | 3 0 0 0 0 0 0<br>0 0 0 0 0 0 0<br>0 0 0 0 0 0 0<br>1 1 1 0 0 0 0 |   |                                 |                              |                                 |                              |                                  |                              |                                  |                               |                                  |                                  |                                    |                                  |        |  |  |  |  |
| Randy Myers, L<br>(9, 1)   |   |                                  |                              |                                  |                               |                                  |                              |                                 |                              |                                  |                              |  |   |                                 |                              |                                 |                              |                                  |                              |                                  |                               |                                  |                                  |                                    |                                  |        |  |  |  |  |
| Dave Magadan, L<br>OBP: 0.367, SLG: 0.393<br>(11, PH)<br>(11, 3) | 2-1<br>F7   |                                  | 2-3<br>K                     |                                  |                               | 1-3<br>K                         |                              |                                 | 0-1<br>G5-3                  |                                  | 4-0<br>1B<br>2B<br>IBB       | 4 1 0 0 1 2 1  |   |                                 |                              |                                 |                              |                                  |                              |                                  |                               |                                  |                                  |                                    |                                  |        |  |  |  |  |
| Howard Johnson, S<br>OBP: 0.365, SLG: 0.556<br>(1, 5)            |   |                                  | 1-3<br>K                     |                                  |                               |                                  |                              |                                 |                              |                                  |                              |  |   |                                 |                              |                                 |                              |                                  |                              |                                  |                               |                                  |                                  |                                    |                                  |        |  |  |  |  |
| Kevin McReynolds, R<br>OBP: 0.326, SLG: 0.445<br>(1, 7)          |   | 0-0<br>3B<br>1B                  |                              | 0-2<br>P4                        |                               | 4-0<br>E<br>BB                   |                              |                                 | 0-0<br>P6                    |                                  | 0-2<br>2B<br>1B<br>1B        | 4 2 2 1 1 0 0  |   |                                 |                              |                                 |                              |                                  |                              |                                  |                               |                                  |                                  |                                    |                                  |        |  |  |  |  |
| Tim Teufel, R<br>OBP: 0.345, SLG: 0.330<br>(1, 3)                |   | 1-0<br>1B<br>3B                  |                              | 1-1<br>P3                        |                               | 0-1<br>F8                        |                              |                                 | 3-2<br>G6-3                  |                                  | 1-2<br>1B<br>E<br>2B         | 4 1 1 1 0 0 1<br>1 1 1 2 0 0 0<br>0 0 0 0 0 0 0                  |   |                                 |                              |                                 |                              |                                  |                              |                                  |                               |                                  |                                  |                                    |                                  |        |  |  |  |  |
| Tom O'Malley, L<br>OBP: 0.545, SLG: 0.727<br>(11, PH)<br>(11, 1) |   |                                  | 1-H<br>1B<br>3B              |                                  | 1-2<br>F8                     |                                  |                              |                                 |                              |                                  | 1-3<br>E<br>2B               |  |   |                                 |                              |                                 |                              |                                  |                              |                                  |                               |                                  |                                  |                                    |                                  |        |  |  |  |  |
| Wally Whitehurst, R<br>(11, 1)                                   |   |                                  |                              |                                  | 1-2<br>F8                     |                                  |                              |                                 |                              |                                  |                              |  |   |                                 |                              |                                 |                              |                                  |                              |                                  |                               |                                  |                                  |                                    |                                  |        |  |  |  |  |
| Mark Carreon, R<br>OBP: 0.366, SLG: 0.488<br>(1, 9)              |   | 1-0<br>G5-4-3<br>1B              |                              | 0-0<br>F7                        |                               |                                  | 1-1<br>F7                    |                                 |                              | 1-1<br>G6-3                      | 0-0<br>E<br>1B               | 5 0 2 2 0 0 0  |   |                                 |                              |                                 |                              |                                  |                              |                                  |                               |                                  |                                  |                                    |                                  |        |  |  |  |  |
| Gary Carter, R<br>OBP: 0.241, SLG: 0.275<br>(1, 2)               |   | 3-H<br>0-0<br>F8                 |                              | 0-0<br>G5-3                      |                               | 1-1<br>G5-3                      |                              | 0-2<br>F8                       |                              | 2-2<br>L5                        | 0-3<br>K                     | 5 0 0 0 0 1 3  |   |                                 |                              |                                 |                              |                                  |                              |                                  |                               |                                  |                                  |                                    |                                  |        |  |  |  |  |
| Kevin Elster, R<br>OBP: 0.286, SLG: 0.364<br>(1, 6)              |   | 1-2<br>G5-4-3                    |                              | 4-0<br>FC1-6<br>BB               |                               | 0-0<br>P3                        |                              | 0-0<br>P3                       |                              | 1-0<br>L8                        | 3-0<br>E4                    | 4 0 0 0 1 0 2  |   |                                 |                              |                                 |                              |                                  |                              |                                  |                               |                                  |                                  |                                    |                                  |        |  |  |  |  |
| Blaine Beatty, L<br>OBP: 0.600, SLG: 0.500<br>(1, 1)             |   |                                  | 1-0<br>G6-4-3<br>1B          |                                  | 0-0<br>FC1-6                  |                                  |                              |                                 |                              |                                  | 1-3<br>L3                    | 2 0 1 0 0 0 1  |   |                                 |                              |                                 |                              |                                  |                              |                                  |                               |                                  |                                  |                                    |                                  |        |  |  |  |  |
| Jeff Musselman, L<br>(6, 1)                                      |   |                                  |                              |                                  | 1-2<br>FC1-6                  |                                  |                              |                                 |                              |                                  | G3                           | 0 0 0 0 0 0 0  |   |                                 |                              |                                 |                              |                                  |                              |                                  |                               |                                  |                                  |                                    |                                  |        |  |  |  |  |
| Keith Miller, R<br>OBP: 0.264, SLG: 0.304<br>(8, PH)<br>(8, 8)   |   |                                  |                              |                                  |                               |                                  |                              |                                 |                              |                                  |                              | 3 0 0 0 0 0 2  |   |                                 |                              |                                 |                              |                                  |                              |                                  |                               |                                  |                                  |                                    |                                  |        |  |  |  |  |
| <b>Inning Stats</b>  | R: 0<br>E: 0<br>K: 1<br>S: 8  | H: 0<br>LOB: 0<br>BB: 0<br>P: 13 | R: 2<br>E: 0<br>K: 0<br>S: 7 | H: 3<br>LOB: 0<br>BB: 0<br>P: 10 | R: 0<br>E: 0<br>K: 1<br>S: 10 | H: 1<br>LOB: 1<br>BB: 0<br>P: 16 | R: 0<br>E: 0<br>K: 0<br>S: 6 | H: 0<br>LOB: 0<br>BB: 0<br>P: 7 | R: 0<br>E: 0<br>K: 0<br>S: 4 | H: 0<br>LOB: 1<br>BB: 1<br>P: 11 | R: 0<br>E: 1<br>K: 0<br>S: 6 | H: 0<br>LOB: 1<br>BB: 1<br>P: 12                                 | R: 0<br>E: 0<br>K: 0<br>S: 6  | H: 0<br>LOB: 0<br>BB: 0<br>P: 7 | R: 0<br>E: 0<br>K: 0<br>S: 6 | H: 0<br>LOB: 0<br>BB: 0<br>P: 6 | R: 0<br>E: 0<br>K: 0<br>S: 7 | H: 0<br>LOB: 0<br>BB: 0<br>P: 10 | R: 0<br>E: 0<br>K: 0<br>S: 7 | H: 0<br>LOB: 0<br>BB: 0<br>P: 11 | R: 5<br>E: 1<br>K: 1<br>S: 17 | H: 5<br>LOB: 2<br>BB: 1<br>P: 26 | 1B: 6<br>2B: 2<br>3B: 1<br>HR: 0 | SF: 0<br>SAC: 0<br>DP: 2<br>HBP: 1 | WP: 0<br>PB: 0<br>SB: 2<br>CS: 0 | PA: 45 |  |  |  |  |
| <b>PITCHER</b>   | IP<br>WLS<br>BF<br>H<br>R<br>ER<br>SO<br>BB<br>IBB<br>HBP<br>BLK<br>WP<br>HR<br>S<br>P<br>ERA<br>WHIP |                                  |                              |                                  |                               |                                  |                              |                                 |                              |                                  |                              |  | IP<br>WLS<br>BF<br>H<br>R<br>ER<br>SO<br>BB<br>IBB<br>HBP<br>BLK<br>WP<br>HR<br>S<br>P<br>ERA<br>WHIP |                                 |                              |                                 |                              |                                  |                              |                                  |                               |                                  |                                  |                                    |                                  |        |  |  |  |  |
| Neal Heaton, L<br>ERA: 3.05<br>(1, 1)                            | 7.0   | 26                               | 4                            | 2                                | 2                             | 3                                | 2                            | 0                               | 0                            | 0                                | 0                            | 0  | 0   | 0                               | 0                            | 47                              | 76                           | 2.57                             | 0.857                        |                                  |                               |                                  |                                  |                                    |                                  |        |  |  |  |  |
| Bob Kipper, L<br>ERA: 2.93<br>(8, 1)                             | 2.0   | 6                                | 0                            | 0                                | 0                             | 0                                | 0                            | 0                               | 0                            | 0                                | 0                            | 0  | 0   | 0                               | 0                            | 13                              | 16                           | 0.00                             | 0.000                        |                                  |                               |                                  |                                  |                                    |                                  |        |  |  |  |  |
| Bill Landrum, R<br>ERA: 1.67<br>(10, 1)                          | 1.1   | L                                | 9                            | 4                                | 5                             | 4                                | 0                            | 0                               | 1                            | 0                                | 0                            | 0  | 0   | 0                               | 0                            | 17                              | 27                           | 27.00                            | 3.000                        |                                  |                               |                                  |                                  |                                    |                                  |        |  |  |  |  |
| Mike Smith, R<br>ERA: 3.75<br>(11, 1)                            | 0.2   | 4                                | 1                            | 0                                | 0                             | 1                                | 0                            | 0                               | 0                            | 0                                | 0                            | 0  | 0   | 0                               | 0                            | 7                               | 10                           | 0.00                             | 1.500                        |                                  |                               |                                  |                                  |                                    |                                  |        |  |  |  |  |

New York Mets @ Pittsburgh Pirates  
Three Rivers Stadium, Pittsburgh, PA  
Sat Sep 30 1989, 7:05 PM EDT  
Att: 20,624 - Unknown - 70 F

|     |    |
|-----|----|
| AB  | 41 |
| R   | 7  |
| H   | 9  |
| RBI | 6  |
| BB  | 3  |
| SO  | 4  |
| LOB | 12 |



|       |        |
|-------|--------|
| WP: 0 | PA: 45 |
| PB: 0 |        |
| SB: 2 |        |
| CS: 0 |        |

BOTTOM

New York Mets @ Pittsburgh Pirates  
Three Rivers Stadium, Pittsburgh, PA

Sat Sep 30 1989, 7:05 PM EDT  
Att: 20,624 - Unknown - 70 F

livebaseballscores.com

|     |    |
|-----|----|
| AB  | 38 |
| R   | 2  |
| H   | 7  |
| RBI | 2  |
| BB  | 6  |
| SO  | 10 |
| LOB | 11 |



|    |   |    |    |
|----|---|----|----|
| WP | 0 | PA | 45 |
| PB | 1 |    |    |
| SB | 2 |    |    |
| CS | 1 |    |    |

| Batter  | 1             | 2         | 3          | 4    | 5        | 6  | 7    | 8       | 9              | 10   | 11   | AB | R | H | RBI | BB | SO | LOB |
|---|---------------|-----------|------------|------|----------|----|------|---------|----------------|------|------|----|---|---|-----|----|----|-----|
| Barry Bonds, L<br>OBP: 0.351, SLG: 0.427<br>(1, 7)  | L9            |           | K          |      | G3-1     |    | G1-3 |         | 2B             |      |      | 5  | 0 | 1 | 1   | 0  | 1  | 1   |
| Jay Bell, R<br>OBP: 0.306, SLG: 0.346<br>(1, 6)   | F7            |           | G6-3<br>2B |      | F9       |    |      | G6-3    |                | K    |      | 5  | 0 | 1 | 0   | 0  | 1  | 0   |
| Billy Hatcher, R<br>OBP: 0.277, SLG: 0.306<br>Andy Van Slyke, L<br>OBP: 0.309, SLG: 0.371<br>(8, PH)<br>(9, 8)  | S<br>PB<br>1B |           | G6-3       |      | F4       |    |      | K       |                | K    |      | 3  | 0 | 1 | 0   | 0  | 0  | 1   |
| Bobby Bonilla, S<br>OBP: 0.359, SLG: 0.492<br>(1, 3)  | 1-3<br>BB     |           | BB         |      | G5-3     |    |      | S<br>BB |                | BB   |      | 1  | 0 | 0 | 0   | 4  | 0  | 0   |
| R.J. Reynolds, S<br>OBP: 0.332, SLG: 0.376<br>(1, 9)  | F8            |           | K          |      | CS<br>BB |    |      | K       |                | G4-3 |      | 4  | 0 | 0 | 0   | 1  | 2  | 6   |
| Jeff King, R<br>OBP: 0.262, SLG: 0.357<br>(1, 5)  |               | F9        |            | P4   |          | P3 |      |         | P4             |      | G5-3 | 5  | 0 | 0 | 0   | 0  | 0  | 1   |
| Jose Lind, R<br>OBP: 0.281, SLG: 0.290<br>(1, 4)  |               | F7        |            | G5-3 |          | CS | K    |         | BB<br>2B<br>1B |      | G5-3 | 5  | 1 | 1 | 0   | 0  | 1  | 0   |
| Dann Bilardello, R<br>OBP: 0.265, SLG: 0.390<br>Benny Distefano, L<br>OBP: 0.329, SLG: 0.333<br>John Gangelosi, S<br>OBP: 0.367, SLG: 0.270<br>Bill Landrum, R<br>Mike Smith, R<br>Michael LaValiere, L<br>OBP: 0.406, SLG: 0.400<br>(8, PH)<br>(9, PH)<br>(10, 1)<br>(11, 1)<br>(11, PH) |               | 3-2<br>1B |            | HR   |          |    | K    |         | K              |      | F7   | 3  | 1 | 2 | 1   | 0  | 1  | 0   |
| Neal Heaton, L<br>OBP: 0.214, SLG: 0.214<br>Albert Hall, S<br>OBP: 0.229, SLG: 0.281<br>Bob Kipper, R<br>OBP: 0.200, SLG: 0.111<br>Junior Ortiz, R<br>OBP: 0.283, SLG: 0.266<br>(1, 1)<br>(7, PH)<br>(8, 1)<br>(9, PH)<br>(10, 2)   |               | 0-3<br>K  |            | G6-3 |          |    | 1B   |         | BB<br>2B<br>BB |      |      | 2  | 0 | 0 | 0   | 0  | 1  | 1   |

| Inning Stats | R: 0 | H: 1   | R: 0  | H: 1   | R: 0  | H: 1   | R: 1 | H: 1   | R: 0 | H: 0   | R: 0 | H: 1   | R: 0  | H: 0   | R: 1  | H: 2   | R: 0  | H: 0   | R: 0  | H: 0   | R: 0 | H: 0   | 1B: | SF:  | WP: |
|--------------|------|--------|-------|--------|-------|--------|------|--------|------|--------|------|--------|-------|--------|-------|--------|-------|--------|-------|--------|------|--------|-----|------|-----|
|              | E: 0 | LOB: 2 | E: 0  | LOB: 1 | E: 0  | LOB: 2 | E: 0 | LOB: 0 | E: 0 | LOB: 0 | E: 0 | LOB: 1 | E: 0  | LOB: 1 | E: 0  | LOB: 2 | E: 0  | LOB: 1 | E: 0  | LOB: 0 | E: 0 | LOB: 0 | 2B: | SAC: | PB: |
|              | K: 0 | BB: 1  | K: 1  | BB: 0  | K: 2  | BB: 1  | K: 0 | BB: 0  | K: 0 | BB: 0  | K: 2 | BB: 1  | K: 1  | BB: 1  | K: 1  | BB: 1  | K: 2  | BB: 1  | K: 0  | BB: 0  | K: 0 | BB: 0  | 3B: | DP:  | SB: |
|              | S: 7 | P: 14  | S: 10 | P: 15  | S: 12 | P: 20  | S: 6 | P: 10  | S: 6 | P: 9   | S: 6 | P: 14  | S: 12 | P: 15  | S: 14 | P: 24  | S: 11 | P: 19  | S: 11 | P: 18  | S: 5 | P: 9   | HR: | HBP: | CS: |

| PITCHER                                    | IP  | WLS | BF | H | R | ER | SO | BB | IBB | HBP | BLK | WP | HR | S  | P  | ERA  | WHIP  |
|--|-----|-----|----|---|---|----|----|----|-----|-----|-----|----|----|----|----|------|-------|
| Blaine Beatty, L<br>ERA: 1.5<br>(1, 1)     | 5.0 |     | 21 | 4 | 1 | 1  | 3  | 2  | 0   | 0   | 0   | 0  | 1  | 41 | 68 | 1.80 | 1.200 |
| Jeff Musseman, L<br>ERA: 5.3<br>(6, 1)     | 2.0 |     | 7  | 1 | 0 | 0  | 2  | 1  | 0   | 0   | 0   | 0  | 0  | 18 | 29 | 0.00 | 1.000 |
| Julio Machado, R<br>ERA: 2.7<br>(8, 1)     | 1.1 |     | 6  | 1 | 1 | 1  | 2  | 1  | 0   | 0   | 0   | 0  | 0  | 19 | 31 | 6.75 | 1.500 |
| Randy Myers, L<br>ERA: 2.35<br>(9, 1)      | 1.2 | W   | 7  | 1 | 0 | 0  | 3  | 2  | 0   | 0   | 0   | 0  | 0  | 17 | 30 | 0.00 | 1.800 |
| Wally Whitehurst, R<br>ERA: 4.5<br>(11, 1) | 1.0 |     | 3  | 0 | 0 | 0  | 0  | 0  | 0   | 0   | 0   | 0  | 0  | 5  | 9  | 0.00 | 0.000 |

| Batter   | 1   | 2  | 3   | 4   | 5  | 6   | 7   | 8   | 9  | AB R H RBI BB SO LOB  | TOP                                     |         |   |
|--|---|--|---|---|--|---|---|---|--|---|---|---------|---|
| Gregg Jefferies, S<br>OBP: 0.314, SLG: 0.392<br>(1, 4)   | 1-2<br>G5-3   |  | 1-0<br>G6-3   | 2-0<br>G4-3   |  | 1-1<br>1B   |   | 0-1<br>G5-3   |  | 5 0 1 1 0 0 1   |   |         |   |
| Keith Miller, R<br>OBP: 0.262, SLG: 0.301<br>(1, 8)  | 2-0<br>F8   |  | 0-1<br>G6-3   |   | 0-0<br>G6-3  | 0-3<br>K  |   | 2-2<br>1B   |  | 5 0 1 0 0 1 2   |   |         |   |
| Howard Johnson, S<br>OBP: 0.369, SLG: 0.559<br>(1, 5)  | 1-1<br>1B   |  |   | 4-1<br>HR   | 4-2<br>PB WP   |   | 1-1<br>G4-3 1B  | 0-0<br>1B   |  | 3 2 3 0 2 0 0   |   |         |   |
| Kevin McReynolds, R<br>OBP: 0.326, SLG: 0.450<br>Lou Thornton, L<br>OBP: 0.308, SLG: 0.385<br>(1, 7) SAFE<br>(8, PH) SAFE<br>(8, 7) SAFE | 0-2<br>G5-3   |  | 2-1<br>HR   | 2-3<br>K  | 2-3<br>K   |   | 1-1<br>G4-3   | 0-1<br>G4-3   |  | 4 1 1 2 0 1 3<br>1 0 0 0 0 0 2                              |   |         |   |
| Tim Teufel, R<br>OBP: 0.350, SLG: 0.333<br>(1, 3)  |   | 1-2<br>G5-3  |   | 4-2<br>BB CI  | 3-3<br>K   |   | 1-0<br>1B WP  | 1-0<br>G5-3   |  | 4 2 2 1 1 1 1   |   |         |   |
| Mark Carreon, R<br>OBP: 0.370, SLG: 0.489<br>(1, 9)  |   | 1-0<br>1B  |   | 0-0<br>CI   | 2-2<br>1B  | 2-2<br>1B   | 3-3<br>K  | 1-1<br>F7   |  | 4 2 2 0 0 1 2   |   |         |   |
| Phil Lombardi, R<br>OBP: 0.302, SLG: 0.313<br>(1, 2)   |   | 0-0<br>F9  |   | 4-2<br>G5-4-3   |  | 0-2<br>1B   | 1-0<br>1B   | 1-2<br>G5-3   |  | 4 0 2 1 1 0 2   |   |         |   |
| Kevin Elster, R<br>OBP: 0.283, SLG: 0.360<br>(1, 6)  |   | 1-2<br>F9  |   | 0-1<br>G5-4-3   |  | 1-2<br>P4   | 1-0<br>F7   | 2-2<br>G5-3   |  | 5 0 0 0 0 0 7   |   |         |   |
| Sid Fernandez, L<br>OBP: 0.233, SLG: 0.296<br>Julio Machado, R<br>(9, 1)   |   |  | 1-3<br>K  | 0-0<br>1B   |  | 1-3<br>K  |   | 2-2<br>F8   |  | 4 0 1 1 0 2 2<br>0 0 0 0 0 0 0                              |   |         |   |
| Inning Stats   | R: 0 H: 1<br>E: 0 LOB: 1<br>K: 0 BB: 0<br>S: 10 P: 14 | R: 0 H: 1<br>E: 0 LOB: 1<br>K: 0 BB: 0<br>S: 8 P: 11 | R: 0 H: 0<br>E: 0 LOB: 0<br>K: 1 BB: 0<br>S: 6 P: 8 | R: 4 H: 2<br>E: 1 LOB: 1<br>K: 0 BB: 3<br>S: 12 P: 28 | R: 0 H: 0<br>E: 0 LOB: 1<br>K: 2 BB: 1<br>S: 9 P: 18 | R: 1 H: 3<br>E: 0 LOB: 2<br>K: 2 BB: 0<br>S: 21 P: 26 | R: 2 H: 3<br>E: 0 LOB: 1<br>K: 1 BB: 0<br>S: 12 P: 19 | R: 0 H: 2<br>E: 0 LOB: 2<br>K: 0 BB: 0<br>S: 15 P: 19 | R: 0 H: 1<br>E: 0 LOB: 1<br>K: 0 BB: 0<br>S: 9 P: 14 | 1B: 12 SF: 0<br>2B: 0 SAC: 0<br>3B: 0 DP: 1<br>HR: 1 HBP: 0 | WP: 2 PA: 44<br>PB: 1<br>SB: 2<br>CS: 0 |         |   |
| PITCHER  | IP WLS BF H R ER SO BB IBB HBP BLK WP HR S P ERA WHIP |  |   |   |  |   |   |   |  |   |   | PITCHER | IP WLS BF H R ER SO BB IBB HBP BLK WP HR S P ERA WHIP |
| Bob Patterson, L<br>ERA: 4.05<br>(1, 1)  | 3.0 L 16 3 4 3 1 3 0 0 0 0 1 0 32 55 9.00 2.000       |  |   |   |  |   |   |   |  |   |   |         |   |
| Doug Bair, R<br>ERA: 2.27<br>(4, 1)  | 2.0 7 1 0 0 2 1 0 0 0 0 1 0 13 24 0.00 1.000          |  |   |   |  |   |   |   |  |   |   |         |   |
| Stan Belinda, R<br>ERA: 6.1<br>(6, 1)  | 2.0 12 6 3 3 3 0 0 0 0 0 1 0 33 45 13.50 3.000        |  |   |   |  |   |   |   |  |   |   |         |   |
| Rick Reed, R<br>ERA: 5.6<br>(8, 1)   | 2.0 9 3 0 0 0 0 0 0 0 0 0 0 24 33 0.00 1.500          |  |   |   |  |   |   |   |  |   |   |         |   |

New York Mets @ Pittsburgh Pirates  
Three Rivers Stadium, Pittsburgh, PA

Sun Oct 01 1989, 3:33 AM EDT  
Att. 23,502 - Overcast - 68 F

livebaseballscorecards.com

|     |    |
|-----|----|
| AB  | 39 |
| R   | 7  |
| H   | 13 |
| RBI | 6  |
| BB  | 4  |
| SO  | 6  |
| LOB | 22 |



BOTTOM

New York Mets @ Pittsburgh Pirates  
Three Rivers Stadium, Pittsburgh, PA

Sun Oct 01 1989, 3:33 AM EDT  
Att. 23,502 - Overcast - 68 F

livebaseballscorecards.com

|     |    |
|-----|----|
| AB  | 33 |
| R   | 3  |
| H   | 7  |
| RBI | 3  |
| BB  | 5  |
| SO  | 8  |
| LOB | 17 |



|     |   |     |    |
|-----|---|-----|----|
| WP: | 0 | PA: | 38 |
| PB: | 0 |     |    |
| SB: | 2 |     |    |
| CS: | 0 |     |    |

AB R H RBI BB SO LOB

|   |   |   |   |   |   |   |
|---|---|---|---|---|---|---|
| 4 | 1 | 1 | 1 | 1 | 2 | 2 |
| 5 | 1 | 2 | 0 | 0 | 1 | 3 |
| 4 | 0 | 1 | 2 | 0 | 0 | 2 |
| 2 | 0 | 0 | 0 | 0 | 0 | 1 |
| 2 | 0 | 0 | 0 | 0 | 0 | 1 |
| 4 | 0 | 1 | 0 | 0 | 1 | 1 |
| 2 | 0 | 0 | 0 | 2 | 0 | 1 |
| 3 | 0 | 0 | 0 | 1 | 1 | 2 |
| 3 | 0 | 0 | 0 | 0 | 2 | 3 |
| 0 | 0 | 0 | 0 | 0 | 0 | 0 |
| 1 | 0 | 0 | 0 | 0 | 0 | 1 |
| 0 | 0 | 0 | 0 | 0 | 0 | 0 |
| 1 | 0 | 0 | 0 | 0 | 1 | 0 |
| 1 | 0 | 1 | 0 | 0 | 0 | 0 |

|     |   |      |   |
|-----|---|------|---|
| 1B: | 5 | SF:  | 0 |
| 2B: | 2 | SAC: | 0 |
| 3B: | 0 | DP:  | 1 |
| HR: | 0 | HBP: | 0 |

|    |    |   |   |      |       |
|----|----|---|---|------|-------|
| WP | HR | S | P | ERA  | WHIP  |
| 0  | 0  | 0 | 0 | 2.25 | 1.125 |
| 0  | 0  | 1 | 1 | 9.00 | 3.000 |

|    |   |     |   |
|----|---|-----|---|
| 1B | 5 | SF  | 0 |
| 2B | 2 | SAC | 0 |
| 3B | 0 | DP  | 1 |
| HR | 0 | HBP | 0 |

|    |    |   |   |      |       |
|----|----|---|---|------|-------|
| WP | HR | S | P | ERA  | WHIP  |
| 0  | 0  | 0 | 0 | 2.25 | 1.125 |
| 0  | 0  | 1 | 1 | 9.00 | 3.000 |

| Batter  | 1              | 2              | 3         | 4                     | 5         | 6         | 7         | 8               | 9                  |
|---|----------------|----------------|-----------|-----------------------|-----------|-----------|-----------|-----------------|--------------------|
| Barry Bonds, L<br>OBP: 0.351, SLG: 0.426<br>(1, 7)  | 2-3<br>K       |                | 2-1<br>F8 |                       | 0-3<br>K  |           |           | 4-0<br>2B<br>BB | 1-0<br>1B          |
| Jay Bell, R<br>OBP: 0.307, SLG: 0.351<br>(1, 6)   | 2-2<br>S<br>1B |                | 2-3<br>K  |                       |           | 2-0<br>P6 |           | 1-0<br>2B       | 1-2<br>G6-3<br>3-H |
| Billy Hatcher, R<br>OBP: 0.277, SLG: 0.308<br>(1, 8)  | 2-0<br>P4      |                | 2-2<br>F8 |                       |           | 0-0<br>P6 |           | 0-2<br>2B       |                    |
| Bobby Bonilla, S<br>OBP: 0.358, SLG: 0.490<br>Andy Van Slyke, L<br>OBP: 0.308, SLG: 0.370<br>(1, 3)<br>(6, 3)   | 3-0<br>F4      |                |           | 3-2<br>P3             |           | 1-2<br>L4 |           | 2-2<br>P4       |                    |
| R.J. Reynolds, S<br>OBP: 0.331, SLG: 0.375<br>(1, 9)  |                | 2-3<br>K       |           | 3-2<br>G1-6-3<br>1B   |           |           | 0-0<br>F8 | 1-0<br>G6-3     |                    |
| Jeff King, R<br>OBP: 0.266, SLG: 0.353<br>(1, 5)  |                | 4-1<br>S<br>BB |           | 0-0<br>G1-6-3<br>1-2f |           |           | 4-2<br>BB |                 | 3-1<br>F8          |
| Jose Lind, R<br>OBP: 0.280, SLG: 0.289<br>(1, 4)  |                | 0-2<br>G6-3    |           |                       | 4-0<br>BB |           | 1-2<br>F8 |                 | 1-3<br>K           |
| Dann Bilardello, R<br>OBP: 0.244, SLG: 0.375<br>Rick Reed, R<br>OBP: 0.200, SLG: 0.077<br>Albert Hall, S<br>OBP: 0.250, SLG: 0.303<br>(1, 2)<br>(8, 1)<br>(9, PH)               |                | 1-3<br>K       |           |                       | 0-2<br>F9 |           | 2-3<br>K  |                 | 0-1<br>1B<br>1B    |
| Bob Patterson, R<br>Doug Bair, R<br>John Cangelosi, S<br>Stan Belinda, R<br>Junior Ortiz, R<br>Benny Distefano, L<br>(1, 1)<br>(4, 1)<br>(5, PH)<br>(6, 1)<br>(8, 2)<br>(9, PH) |                |                | 4-0<br>BB |                       | 1-1<br>F7 |           |           | 1-3<br>K        | 1-0<br>1B<br>1B    |

| Inning Stats | R: 0<br>E: 0<br>K: 1<br>S: 9 | H: 1<br>LOB: 1<br>BB: 0<br>P: 18 | R: 0<br>E: 0<br>K: 2<br>S: 11 | H: 0<br>LOB: 1<br>BB: 1<br>P: 18 | R: 0<br>E: 0<br>K: 1<br>S: 9 | H: 1<br>LOB: 0<br>BB: 0<br>P: 14 | R: 0<br>E: 0<br>K: 1<br>S: 8 | H: 0<br>LOB: 1<br>BB: 1<br>P: 13 | R: 0<br>E: 0<br>K: 0<br>S: 5 | H: 0<br>LOB: 0<br>BB: 0<br>P: 8 | R: 0<br>E: 0<br>K: 1<br>S: 13 | H: 0<br>LOB: 1<br>BB: 1<br>P: 20 | R: 2<br>E: 0<br>K: 1<br>S: 13 | H: 2<br>LOB: 1<br>BB: 1<br>P: 22 | R: 1<br>E: 0<br>K: 1<br>S: 12 | H: 3<br>LOB: 2<br>BB: 0<br>P: 19 | 1B: 5<br>2B: 2<br>3B: 0<br>HR: 0 | SF: 0<br>SAC: 0<br>DP: 1<br>HBP: 0 |
|--------------|------------------------------|----------------------------------|-------------------------------|----------------------------------|------------------------------|----------------------------------|------------------------------|----------------------------------|------------------------------|---------------------------------|-------------------------------|----------------------------------|-------------------------------|----------------------------------|-------------------------------|----------------------------------|----------------------------------|------------------------------------|
|--------------|------------------------------|----------------------------------|-------------------------------|----------------------------------|------------------------------|----------------------------------|------------------------------|----------------------------------|------------------------------|---------------------------------|-------------------------------|----------------------------------|-------------------------------|----------------------------------|-------------------------------|----------------------------------|----------------------------------|------------------------------------|

| PITCHER                                 | IP  | WLS | BF | H | R | ER | SO | BB | IBB | HBP | BLK | WP | HR | S  | P   | ERA  | WHIP  |
|---|-----|-----|----|---|---|----|----|----|-----|-----|-----|----|----|----|-----|------|-------|
| Sid Fernandez, L<br>ERA: 2.83<br>(1, 1) | 8.0 | W   | 32 | 4 | 2 | 2  | 7  | 5  | 0   | 0   | 0   | 0  | 0  | 76 | 132 | 2.25 | 1.125 |
| Julio Machado, R<br>ERA: 3.27<br>(9, 1) | 1.0 |     | 6  | 3 | 1 | 1  | 1  | 0  | 0   | 0   | 0   | 0  | 0  | 12 | 19  | 9.00 | 3.000 |

| PITCHER                                 | IP  | WLS | BF | H | R | ER | SO | BB | IBB | HBP | BLK | WP | HR | S  | P   | ERA  | WHIP  |
|---|-----|-----|----|---|---|----|----|----|-----|-----|-----|----|----|----|-----|------|-------|
| Sid Fernandez, L<br>ERA: 2.83<br>(1, 1) | 8.0 | W   | 32 | 4 | 2 | 2  | 7  | 5  | 0   | 0   | 0   | 0  | 0  | 76 | 132 | 2.25 | 1.125 |
| Julio Machado, R<br>ERA: 3.27<br>(9, 1) | 1.0 |     | 6  | 3 | 1 | 1  | 1  | 0  | 0   | 0   | 0   | 0  | 0  | 12 | 19  | 9.00 | 3.000 |